

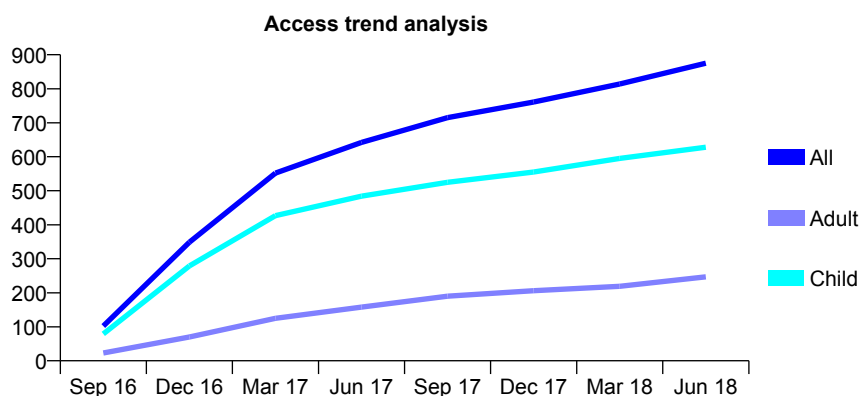
Q69 - Vital Signs At a Glance Contract Report for 100194/0000 - June 2018

Name or company name	Chalfont St Peter Partnership
Contract type name	GDS Contract
Purpose of contract	General
Contract start date	01/08/2016
Contract end date	

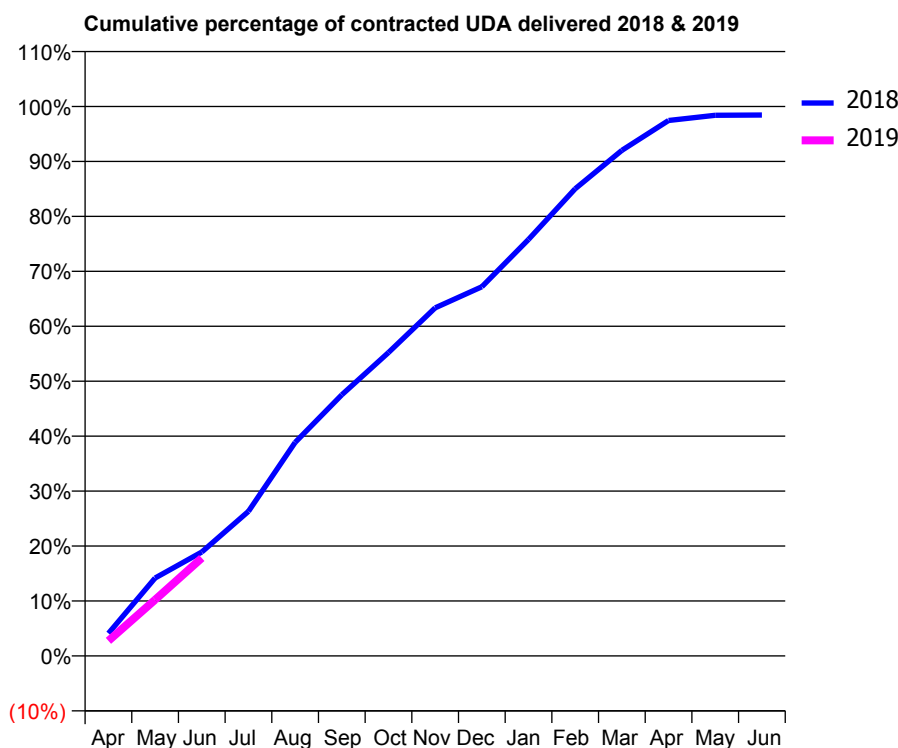
18/19 Contracted general activity (UDA)	1,600
Carry forward general activity (UDA)	0
18/19 Contracted orthodontic activity (UOA)	0
Carry forward orthodontic activity (UOA)	0
Baseline contract value	£41,152.29

ACCESS*

Patients seen in 24 months	Total	Change since previous quarter
Quarter ending June 2017	642	
Quarter ending September 2017	715	↑
Quarter ending December 2017	761	↑
Quarter ending March 2018	814	↑
Quarter ending June 2018	875	↑
Variance since June 2017	36.3%	↑



ACTIVITY



Month	Adjusted Scheduled Activity (UDA)	
	2018	2019
April	66	44
May	227	164
June	303	285
July	421	
August	622	
September	761	
October	884	
November	1,013	
December	1,075	
January	1,213	
February	1,360	
March	1,472	
April	1,559	
May	1,574	
June	1,575	

QUALITY

	Quantity	Base Number	Contract	AT	Region	England
% of FP17s for the same patient ID Re-attending within 3 months - Children	7	204	3.4%	11.0%	11.0%	11.5%
% of FP17s for the same patient ID Re-attending within 3 months - Adults	2	39	5.1%	14.8%	15.3%	15.4%
% of FP17s for the same patient ID Re-attending between 3 & 9 months - Children	106	204	52.0%	59.0%	61.2%	58.9%
% of FP17s for the same patient ID Re-attending between 3 & 9 months - Adults	14	39	35.9%	49.5%	52.9%	51.6%
% of FP17s for Band 1 Urgent Courses	6	185	3.2%	9.7%	9.4%	8.9%
% of FP17s Relating to Free Repair or Replacements	0	185	0.0%	0.7%	0.7%	0.8%
% of FP17s Relating to Continuations	0	185	0.0%	0.7%	0.9%	0.9%
% of Patients satisfied with the dentistry they have received	1	1	N/A	94.8%	93.6%	93.2%
% of Patients satisfied with the time they had to wait for an appointment	1	1	N/A	88.9%	88.8%	88.8%

* This is based on patients treated on this contract for their most recent course of treatment. Figures in italics indicate the base number of FP17s or Patient Questionnaire responses are less than 100. N/A is shown where the base number of responses is less than 10 during the period. % is calculated as Quantity/Base number*100

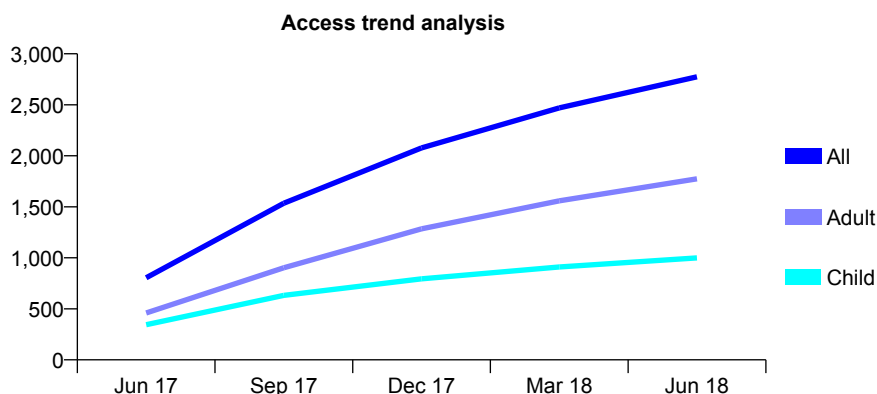
Q69 - Vital Signs At a Glance Contract Report for 100313/0000 - June 2018

Name or company name	OPTIMA CARE (MAIDENHEAD) Ltd
Contract type name	GDS Contract
Purpose of contract	General
Contract start date	01/04/2017
Contract end date	

18/19 Contracted general activity (UDA)	7,000
Carry forward general activity (UDA)	0
18/19 Contracted orthodontic activity (UOA)	0
Carry forward orthodontic activity (UOA)	0
Baseline contract value	£178,340.16

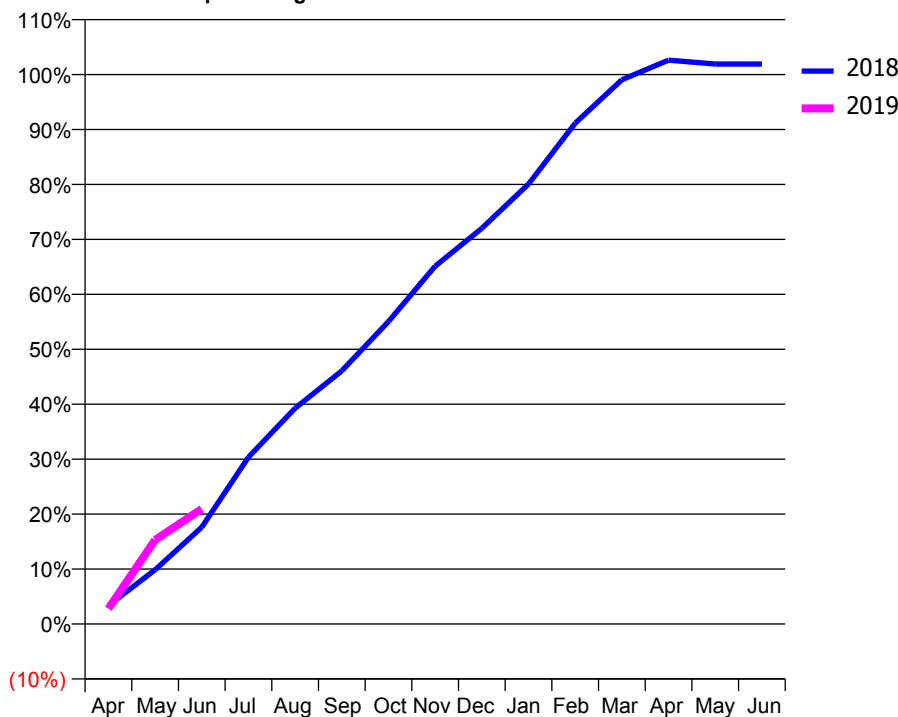
ACCESS*

Patients seen in 24 months	Total	Change since previous quarter
Quarter ending June 2017	804	
Quarter ending September 2017	1,535	↑
Quarter ending December 2017	2,078	↑
Quarter ending March 2018	2,470	↑
Quarter ending June 2018	2,774	↑
Variance since June 2017	245.0%	↑



ACTIVITY

Cumulative percentage of contracted UDA delivered 2018 & 2019



Adjusted Scheduled Activity (UDA)

Month	2018	2019
April	231	196
May	677	1,071
June	1,210	1,466
July	2,085	
August	2,696	
September	3,162	
October	3,778	
November	4,470	
December	4,943	
January	5,496	
February	6,256	
March	6,799	
April	7,044	
May	6,996	
June	6,996	

QUALITY

	Quantity	Base Number	Contract	AT	Region	England
% of FP17s for the same patient ID Re-attending within 3 months - Children	16	346	4.6%	11.0%	11.0%	11.5%
% of FP17s for the same patient ID Re-attending within 3 months - Adults	45	550	8.2%	14.8%	15.3%	15.4%
% of FP17s for the same patient ID Re-attending between 3 & 9 months - Children	151	346	43.6%	59.0%	61.2%	58.9%
% of FP17s for the same patient ID Re-attending between 3 & 9 months - Adults	175	550	31.8%	49.5%	52.9%	51.6%
% of FP17s for Band 1 Urgent Courses	51	623	8.2%	9.7%	9.4%	8.9%
% of FP17s Relating to Free Repair or Replacements	2	623	0.3%	0.7%	0.7%	0.8%
% of FP17s Relating to Continuations	1	623	0.2%	0.7%	0.9%	0.9%
% of Patients satisfied with the dentistry they have received	1	1	N/A	94.8%	93.6%	93.2%
% of Patients satisfied with the time they had to wait for an appointment	1	1	N/A	88.9%	88.8%	88.8%

* This is based on patients treated on this contract for their most recent course of treatment. Figures in italics indicate the base number of FP17s or Patient Questionnaire responses are less than 100. N/A is shown where the base number of responses is less than 10 during the period. % is calculated as Quantity/Base number*100

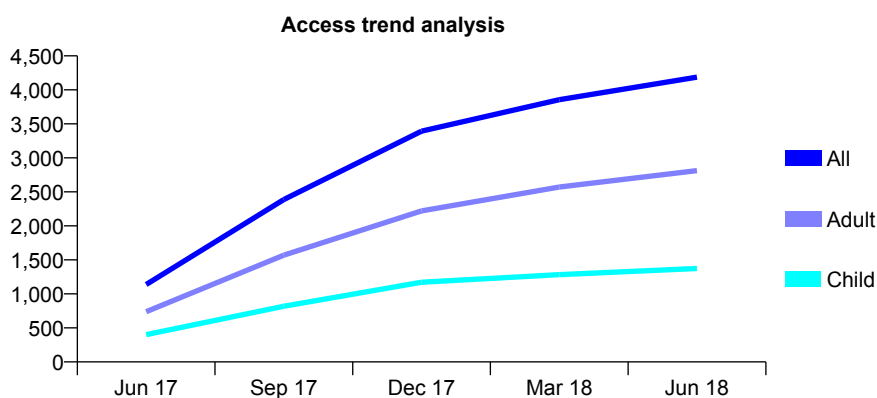
Q69 - Vital Signs At a Glance Contract Report for 100322/0000 - June 2018

Name or company name	Mr A Rai & Mr F Tahir
Contract type name	GDS Contract
Purpose of contract	General
Contract start date	01/04/2017
Contract end date	

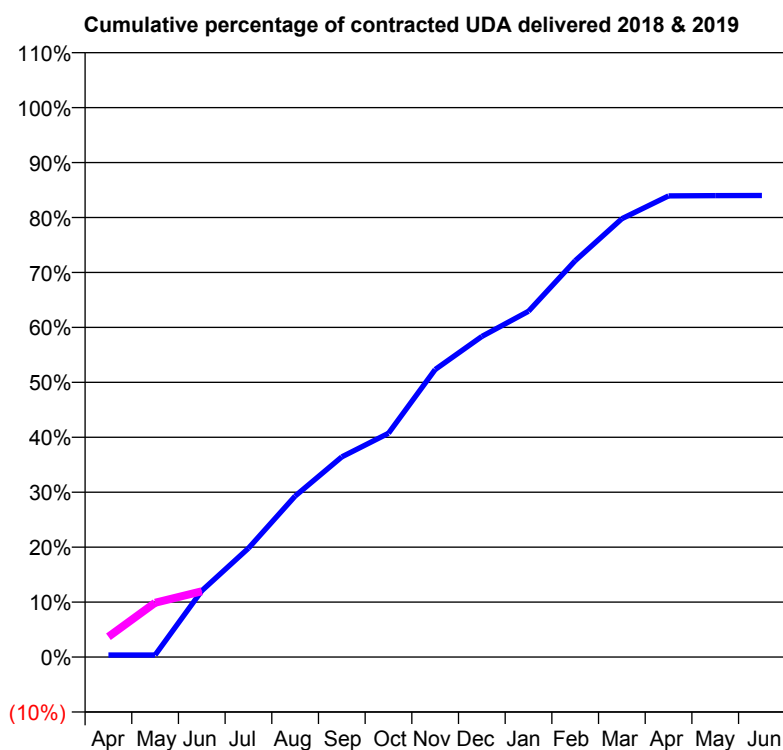
18/19 Contracted general activity (UDA)	13,000
Carry forward general activity (UDA)	0
18/19 Contracted orthodontic activity (UOA)	0
Carry forward orthodontic activity (UOA)	0
Baseline contract value	£303,854.90

ACCESS*

Patients seen in 24 months	Total	Change since previous quarter
Quarter ending June 2017	1,139	
Quarter ending September 2017	2,387	↑
Quarter ending December 2017	3,393	↑
Quarter ending March 2018	3,855	↑
Quarter ending June 2018	4,187	↑
Variance since June 2017	267.6%	↑



ACTIVITY



Month	Adjusted Scheduled Activity (UDA)	
	2018	2019
April	49	482
May	49	1,286
June	1,617	1,556
July	2,653	
August	3,927	
September	4,882	
October	5,456	
November	7,011	
December	7,819	
January	8,432	
February	9,663	
March	10,690	
April	11,245	
May	11,251	
June	11,253	

QUALITY

	Quantity	Base Number	Contract	AT	Region	England
% of FP17s for the same patient ID Re-attending within 3 months - Children	25	429	5.8%	11.0%	11.0%	11.5%
% of FP17s for the same patient ID Re-attending within 3 months - Adults	96	747	12.9%	14.8%	15.3%	15.4%
% of FP17s for the same patient ID Re-attending between 3 & 9 months - Children	268	429	62.5%	59.0%	61.2%	58.9%
% of FP17s for the same patient ID Re-attending between 3 & 9 months - Adults	370	747	49.5%	49.5%	52.9%	51.6%
% of FP17s for Band 1 Urgent Courses	92	903	10.2%	9.7%	9.4%	8.9%
% of FP17s Relating to Free Repair or Replacements	4	903	0.4%	0.7%	0.7%	0.8%
% of FP17s Relating to Continuations	0	903	0.0%	0.7%	0.9%	0.9%
% of Patients satisfied with the dentistry they have received	3	5	N/A	94.8%	93.6%	93.2%
% of Patients satisfied with the time they had to wait for an appointment	5	5	N/A	88.9%	88.8%	88.8%

* This is based on patients treated on this contract for their most recent course of treatment. Figures in italics indicate the base number of FP17s or Patient Questionnaire responses are less than 100. N/A is shown where the base number of responses is less than 10 during the period. % is calculated as Quantity/Base number*100

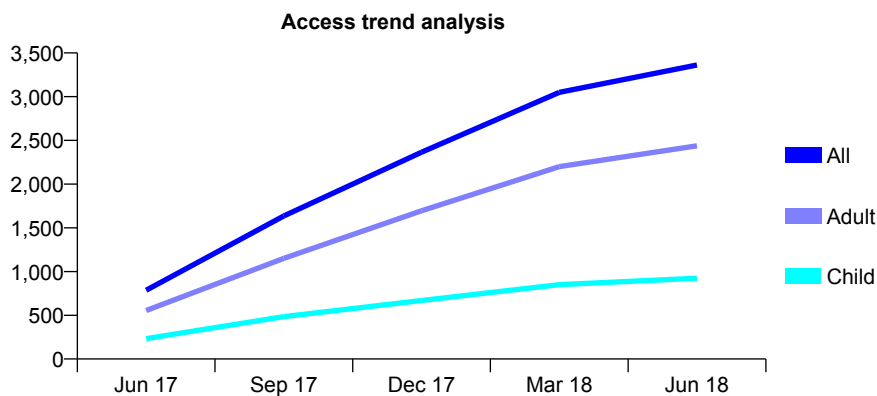
Q69 - Vital Signs At a Glance Contract Report for 100323/0000 - June 2018

Name or company name	Mr A Rai & Mr F Tahir
Contract type name	GDS Contract
Purpose of contract	General
Contract start date	01/04/2017
Contract end date	

18/19 Contracted general activity (UDA)	12,351
Carry forward general activity (UDA)	0
18/19 Contracted orthodontic activity (UOA)	0
Carry forward orthodontic activity (UOA)	0
Baseline contract value	£281,066.04

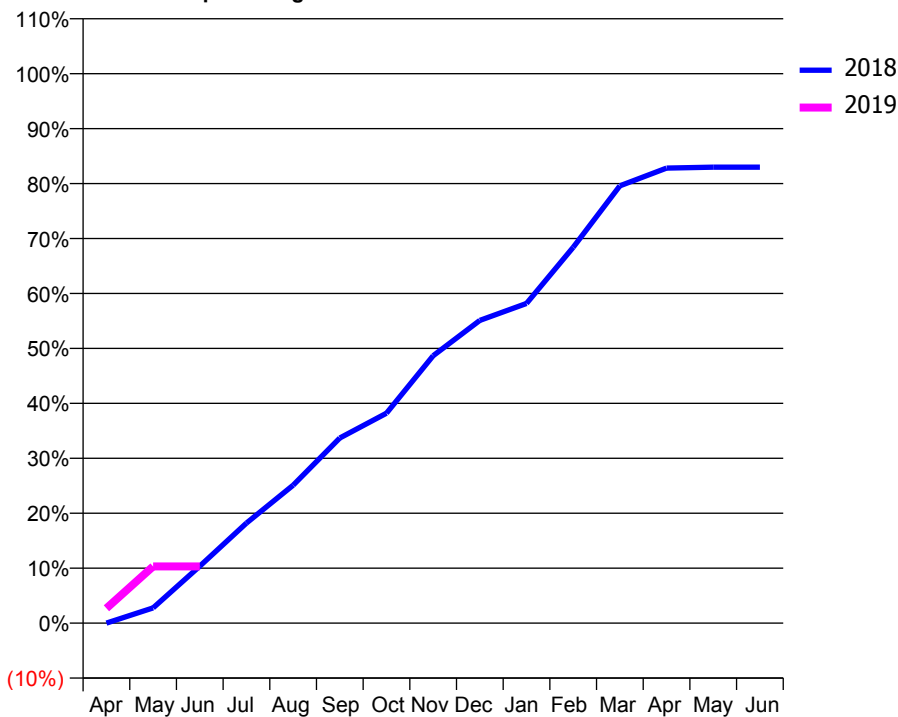
ACCESS*

Patients seen in 24 months	Total	Change since previous quarter
Quarter ending June 2017	786	
Quarter ending September 2017	1,635	↑
Quarter ending December 2017	2,364	↑
Quarter ending March 2018	3,050	↑
Quarter ending June 2018	3,362	↑
Variance since June 2017	327.7%	↑



ACTIVITY

Cumulative percentage of contracted UDA delivered 2018 & 2019



Adjusted Scheduled Activity (UDA)

Month	2018	2019
April	0	334
May	342	1,275
June	1,281	1,275
July	2,248	
August	3,102	
September	4,162	
October	4,720	
November	6,011	
December	6,806	
January	7,185	
February	8,448	
March	9,829	
April	10,229	
May	10,248	
June	10,248	

QUALITY

	Quantity	Base Number	Contract	AT	Region	England
% of FP17s for the same patient ID Re-attending within 3 months - Children	10	186	5.4%	11.0%	11.0%	11.5%
% of FP17s for the same patient ID Re-attending within 3 months - Adults	128	560	22.9%	14.8%	15.3%	15.4%
% of FP17s for the same patient ID Re-attending between 3 & 9 months - Children	80	186	43.0%	59.0%	61.2%	58.9%
% of FP17s for the same patient ID Re-attending between 3 & 9 months - Adults	199	560	35.5%	49.5%	52.9%	51.6%
% of FP17s for Band 1 Urgent Courses	104	548	19.0%	9.7%	9.4%	8.9%
% of FP17s Relating to Free Repair or Replacements	3	548	0.5%	0.7%	0.7%	0.8%
% of FP17s Relating to Continuations	3	548	0.5%	0.7%	0.9%	0.9%
% of Patients satisfied with the dentistry they have received	2	3	N/A	94.8%	93.6%	93.2%
% of Patients satisfied with the time they had to wait for an appointment	1	3	N/A	88.9%	88.8%	88.8%

* This is based on patients treated on this contract for their most recent course of treatment. Figures in italics indicate the base number of FP17s or Patient Questionnaire responses are less than 100. N/A is shown where the base number of responses is less than 10 during the period. % is calculated as Quantity/Base number*100

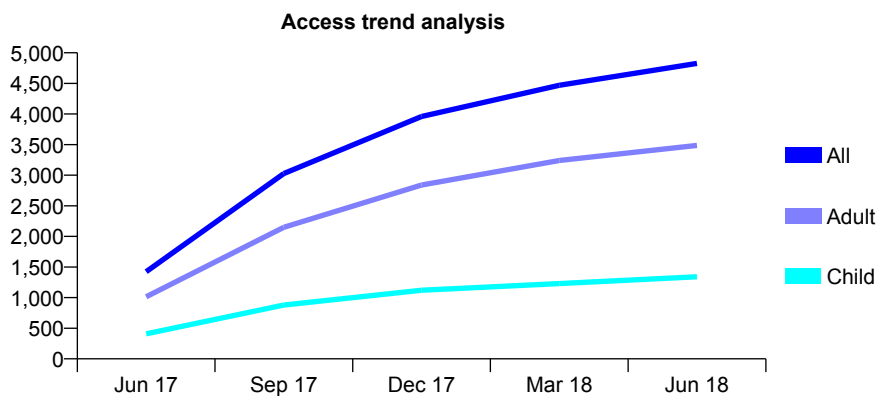
Q69 - Vital Signs At a Glance Contract Report for 100333/0000 - June 2018

Name or company name	Dentalcare Limited
Contract type name	GDS Contract
Purpose of contract	General
Contract start date	01/04/2017
Contract end date	

18/19 Contracted general activity (UDA)	14,000
Carry forward general activity (UDA)	0
18/19 Contracted orthodontic activity (UOA)	0
Carry forward orthodontic activity (UOA)	0
Baseline contract value	£329,352.30

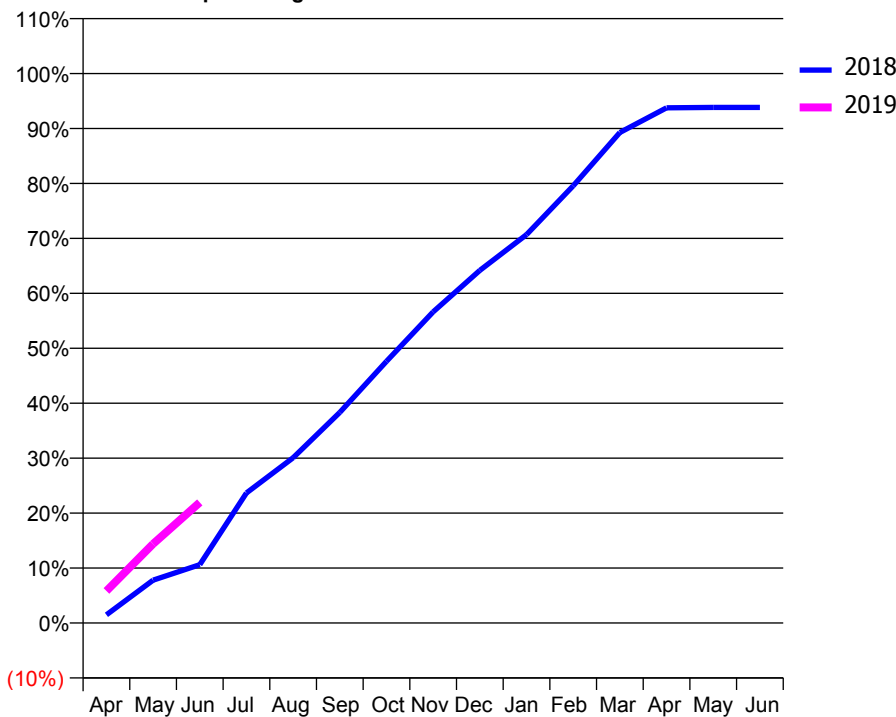
ACCESS*

Patients seen in 24 months	Total	Change since previous quarter
Quarter ending June 2017	1,424	
Quarter ending September 2017	3,028	↑
Quarter ending December 2017	3,959	↑
Quarter ending March 2018	4,470	↑
Quarter ending June 2018	4,827	↑
Variance since June 2017	239.0%	↑



ACTIVITY

Cumulative percentage of contracted UDA delivered 2018 & 2019



Month	Adjusted Scheduled Activity (UDA)	
	2018	2019
April	216	818
May	1,130	2,017
June	1,538	3,072
July	3,428	
August	4,355	
September	5,549	
October	6,894	
November	8,198	
December	9,287	
January	10,230	
February	11,517	
March	12,920	
April	13,570	
May	13,579	
June	13,580	

QUALITY

	Quantity	Base Number	Contract	AT	Region	England
% of FP17s for the same patient ID Re-attending within 3 months - Children	32	568	5.6%	11.0%	11.0%	11.5%
% of FP17s for the same patient ID Re-attending within 3 months - Adults	196	1,420	13.8%	14.8%	15.3%	15.4%
% of FP17s for the same patient ID Re-attending between 3 & 9 months - Children	370	568	65.1%	59.0%	61.2%	58.9%
% of FP17s for the same patient ID Re-attending between 3 & 9 months - Adults	802	1,420	56.5%	49.5%	52.9%	51.6%
% of FP17s for Band 1 Urgent Courses	135	1,641	8.2%	9.7%	9.4%	8.9%
% of FP17s Relating to Free Repair or Replacements	13	1,641	0.8%	0.7%	0.7%	0.8%
% of FP17s Relating to Continuations	1	1,641	0.1%	0.7%	0.9%	0.9%
% of Patients satisfied with the dentistry they have received	4	5	N/A	94.8%	93.6%	93.2%
% of Patients satisfied with the time they had to wait for an appointment	2	5	N/A	88.9%	88.8%	88.8%

* This is based on patients treated on this contract for their most recent course of treatment. Figures in italics indicate the base number of FP17s or Patient Questionnaire responses are less than 100. N/A is shown where the base number of responses is less than 10 during the period. % is calculated as Quantity/Base number*100

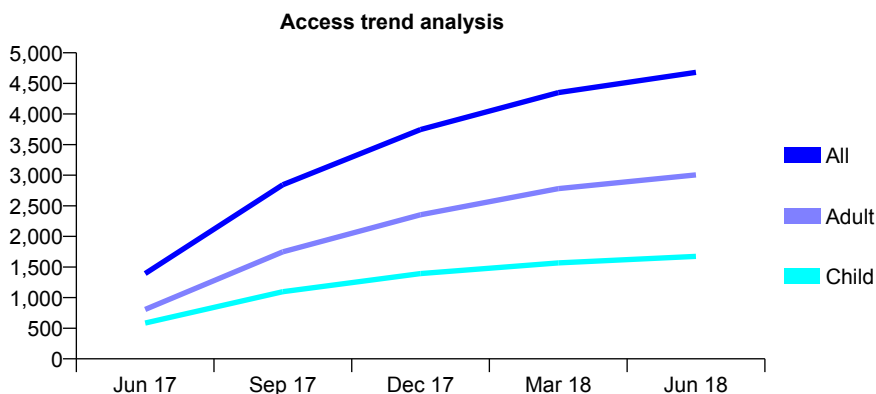
Q69 - Vital Signs At a Glance Contract Report for 100347/0000 - June 2018

Name or company name	PURESMILE EARLEY LTD
Contract type name	GDS Contract
Purpose of contract	General
Contract start date	01/04/2017
Contract end date	

18/19 Contracted general activity (UDA)	14,067
Carry forward general activity (UDA)	0
18/19 Contracted orthodontic activity (UOA)	0
Carry forward orthodontic activity (UOA)	0
Baseline contract value	£325,387.61

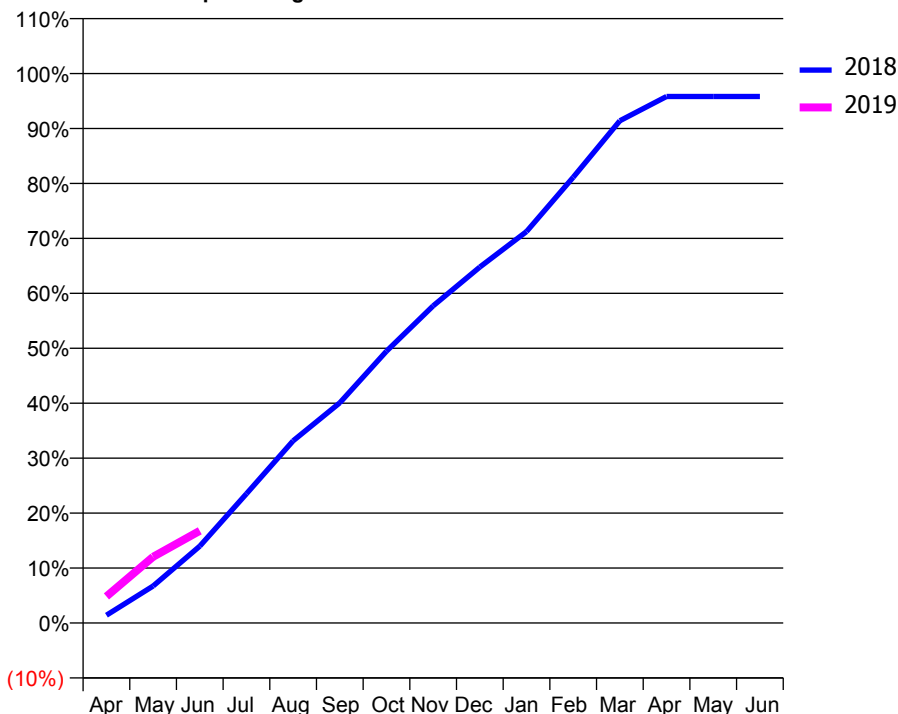
ACCESS*

Patients seen in 24 months	Total	Change since previous quarter
Quarter ending June 2017	1,393	
Quarter ending September 2017	2,844	↑
Quarter ending December 2017	3,747	↑
Quarter ending March 2018	4,350	↑
Quarter ending June 2018	4,681	↑
Variance since June 2017	236.0%	↑



ACTIVITY

Cumulative percentage of contracted UDA delivered 2018 & 2019



Month	Adjusted Scheduled Activity (UDA)	
	2018	2019
April	209	681
May	983	1,696
June	2,047	2,360
July	3,441	
August	4,850	
September	5,862	
October	7,236	
November	8,444	
December	9,475	
January	10,421	
February	11,865	
March	13,369	
April	14,015	
May	14,017	
June	14,016	

QUALITY

	Quantity	Base Number	Contract	AT	Region	England
% of FP17s for the same patient ID Re-attending within 3 months - Children	36	595	6.1%	11.0%	11.0%	11.5%
% of FP17s for the same patient ID Re-attending within 3 months - Adults	94	953	9.9%	14.8%	15.3%	15.4%
% of FP17s for the same patient ID Re-attending between 3 & 9 months - Children	333	595	56.0%	59.0%	61.2%	58.9%
% of FP17s for the same patient ID Re-attending between 3 & 9 months - Adults	520	953	54.6%	49.5%	52.9%	51.6%
% of FP17s for Band 1 Urgent Courses	84	1,254	6.7%	9.7%	9.4%	8.9%
% of FP17s Relating to Free Repair or Replacements	16	1,254	1.3%	0.7%	0.7%	0.8%
% of FP17s Relating to Continuations	3	1,254	0.2%	0.7%	0.9%	0.9%
% of Patients satisfied with the dentistry they have received	8	9	N/A	94.8%	93.6%	93.2%
% of Patients satisfied with the time they had to wait for an appointment	7	9	N/A	88.9%	88.8%	88.8%

* This is based on patients treated on this contract for their most recent course of treatment. Figures in italics indicate the base number of FP17s or Patient Questionnaire responses are less than 100. N/A is shown where the base number of responses is less than 10 during the period. % is calculated as Quantity/Base number*100

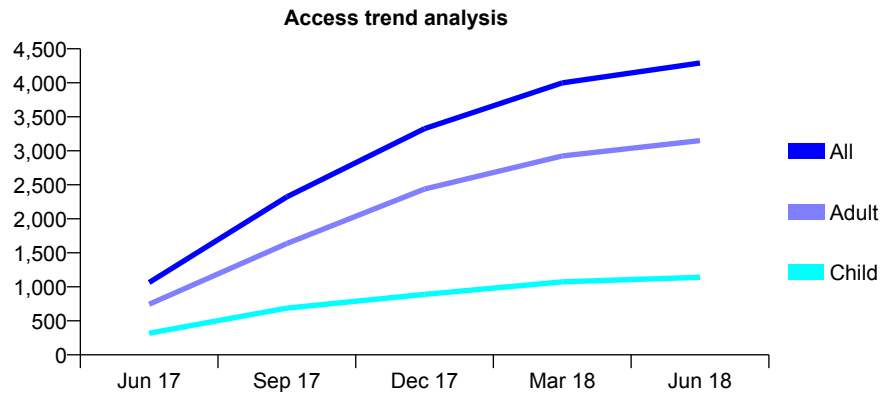
Q69 - Vital Signs At a Glance Contract Report for 100374/0000 - June 2018

Name or company name	Mr A Rai & Mr F Tahir
Contract type name	GDS Contract
Purpose of contract	General
Contract start date	01/04/2017
Contract end date	

18/19 Contracted general activity (UDA)	15,000
Carry forward general activity (UDA)	0
18/19 Contracted orthodontic activity (UOA)	0
Carry forward orthodontic activity (UOA)	0
Baseline contract value	£317,680.14

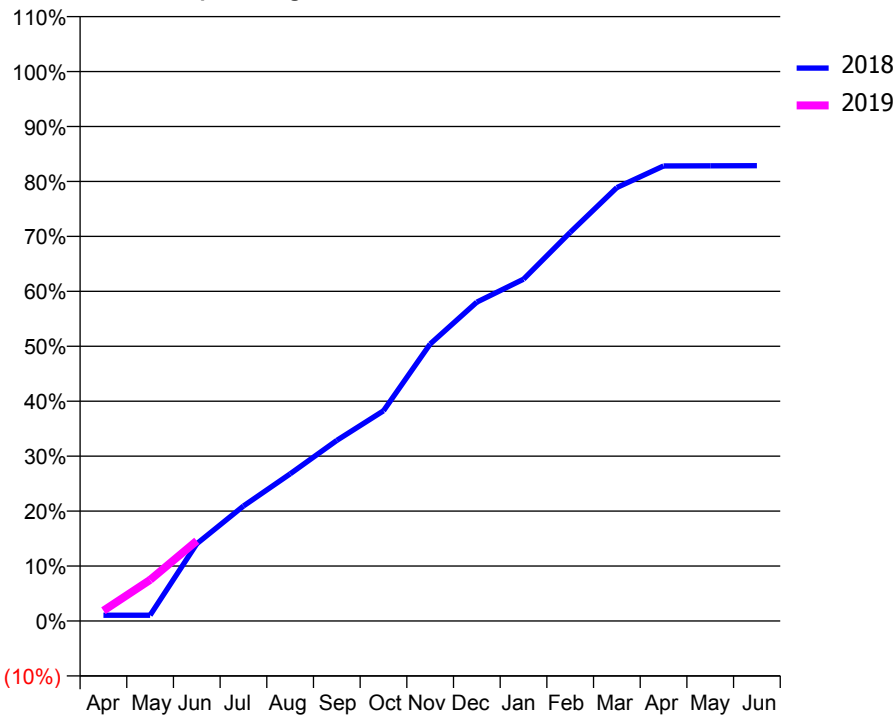
ACCESS*

Patients seen in 24 months	Total	Change since previous quarter
Quarter ending June 2017	1,064	
Quarter ending September 2017	2,323	↑
Quarter ending December 2017	3,327	↑
Quarter ending March 2018	3,999	↑
Quarter ending June 2018	4,291	↑
Variance since June 2017	303.3%	↑



ACTIVITY

Cumulative percentage of contracted UDA delivered 2018 & 2019



Month	Adjusted Scheduled Activity (UDA)	
	2018	2019
April	163	283
May	163	1,123
June	2,174	2,189
July	3,238	
August	4,143	
September	5,084	
October	5,918	
November	7,798	
December	8,978	
January	9,623	
February	10,944	
March	12,203	
April	12,813	
May	12,817	
June	12,820	

QUALITY

	Quantity	Base Number	Contract	AT	Region	England
% of FP17s for the same patient ID Re-attending within 3 months - Children	27	371	7.3%	11.0%	11.0%	11.5%
% of FP17s for the same patient ID Re-attending within 3 months - Adults	154	987	15.6%	14.8%	15.3%	15.4%
% of FP17s for the same patient ID Re-attending between 3 & 9 months - Children	182	371	49.1%	59.0%	61.2%	58.9%
% of FP17s for the same patient ID Re-attending between 3 & 9 months - Adults	435	987	44.1%	49.5%	52.9%	51.6%
% of FP17s for Band 1 Urgent Courses	166	1,093	15.2%	9.7%	9.4%	8.9%
% of FP17s Relating to Free Repair or Replacements	3	1,093	0.3%	0.7%	0.7%	0.8%
% of FP17s Relating to Continuations	12	1,093	1.1%	0.7%	0.9%	0.9%
% of Patients satisfied with the dentistry they have received	4	6	N/A	94.8%	93.6%	93.2%
% of Patients satisfied with the time they had to wait for an appointment	4	6	N/A	88.9%	88.8%	88.8%

* This is based on patients treated on this contract for their most recent course of treatment. Figures in italics indicate the base number of FP17s or Patient Questionnaire responses are less than 100. N/A is shown where the base number of responses is less than 10 during the period. % is calculated as Quantity/Base number*100

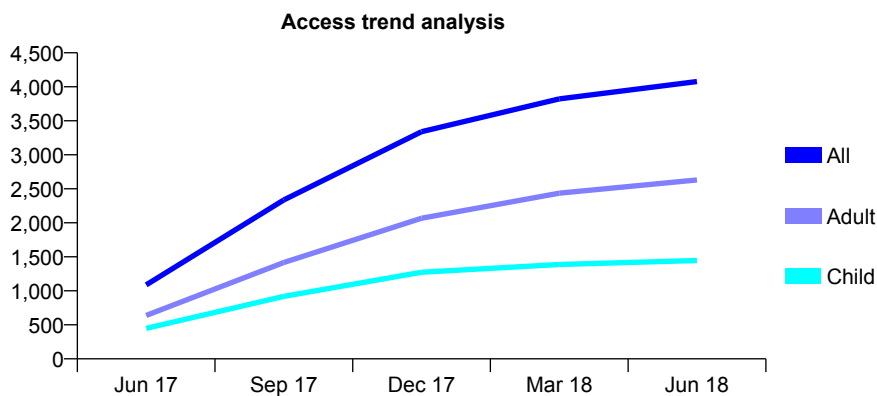
Q69 - Vital Signs At a Glance Contract Report for 100394/0000 - June 2018

Name or company name	Puresmile Marlow
Contract type name	GDS Contract
Purpose of contract	General
Contract start date	01/04/2017
Contract end date	

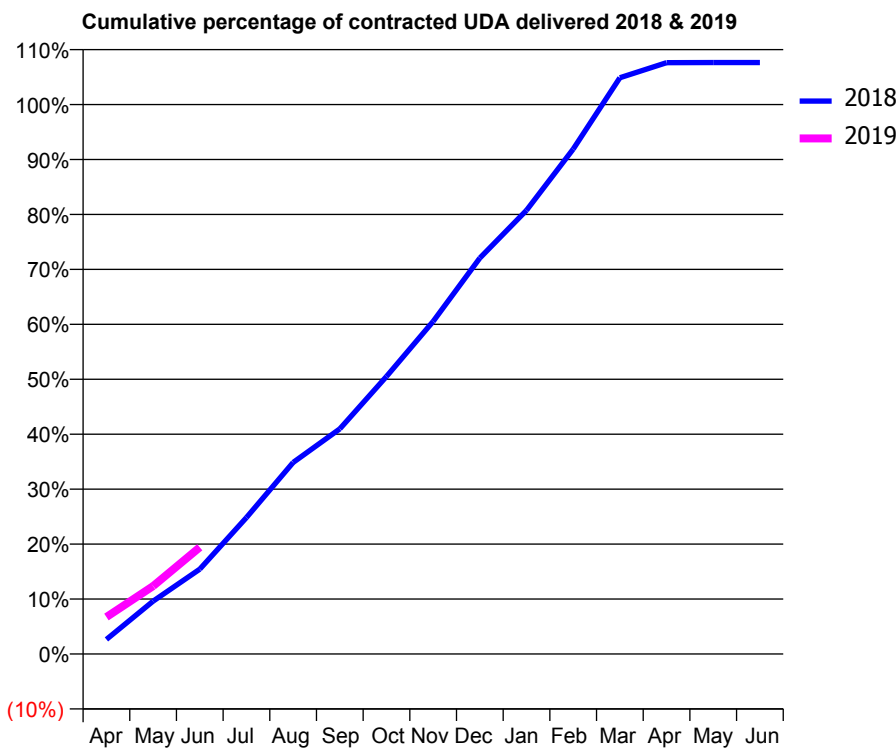
18/19 Contracted general activity (UDA)	12,000
Carry forward general activity (UDA)	0
18/19 Contracted orthodontic activity (UOA)	0
Carry forward orthodontic activity (UOA)	0
Baseline contract value	£254,630.06

ACCESS*

Patients seen in 24 months	Total	Change since previous quarter
Quarter ending June 2017	1,088	
Quarter ending September 2017	2,336	↑
Quarter ending December 2017	3,341	↑
Quarter ending March 2018	3,823	↑
Quarter ending June 2018	4,077	↑
Variance since June 2017	274.7%	↑



ACTIVITY



Month	Adjusted Scheduled Activity (UDA)	
	2018	2019
April	319	809
May	1,155	1,482
June	1,855	2,331
July	2,979	
August	4,182	
September	4,918	
October	6,062	
November	7,265	
December	8,647	
January	9,689	
February	11,027	
March	12,583	
April	12,915	
May	12,917	
June	12,917	

QUALITY

	Quantity	Base Number	Contract	AT	Region	England
% of FP17s for the same patient ID Re-attending within 3 months - Children	24	487	4.9%	11.0%	11.0%	11.5%
% of FP17s for the same patient ID Re-attending within 3 months - Adults	118	725	16.3%	14.8%	15.3%	15.4%
% of FP17s for the same patient ID Re-attending between 3 & 9 months - Children	330	487	67.8%	59.0%	61.2%	58.9%
% of FP17s for the same patient ID Re-attending between 3 & 9 months - Adults	367	725	50.6%	49.5%	52.9%	51.6%
% of FP17s for Band 1 Urgent Courses	81	1,069	7.6%	9.7%	9.4%	8.9%
% of FP17s Relating to Free Repair or Replacements	20	1,069	1.9%	0.7%	0.7%	0.8%
% of FP17s Relating to Continuations	4	1,069	0.4%	0.7%	0.9%	0.9%
% of Patients satisfied with the dentistry they have received	5	6	N/A	94.8%	93.6%	93.2%
% of Patients satisfied with the time they had to wait for an appointment	5	6	N/A	88.9%	88.8%	88.8%

* This is based on patients treated on this contract for their most recent course of treatment. Figures in italics indicate the base number of FP17s or Patient Questionnaire responses are less than 100. N/A is shown where the base number of responses is less than 10 during the period. % is calculated as Quantity/Base number*100

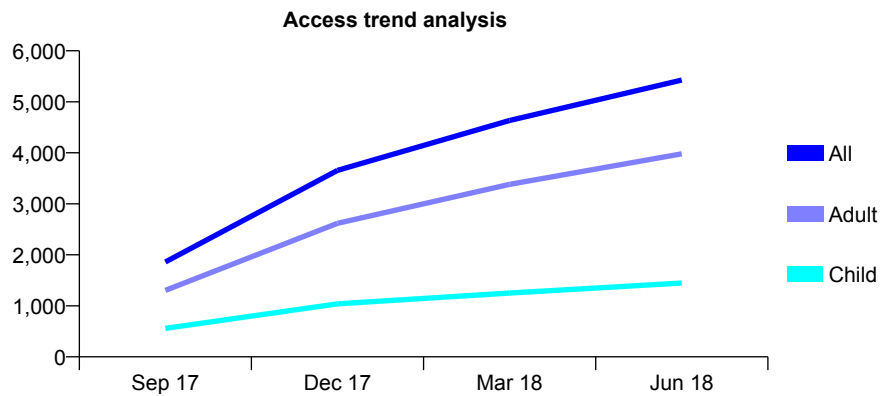
Q69 - Vital Signs At a Glance Contract Report for 100472/0000 - June 2018

Name or company name	Rodericks Dental Limited
Contract type name	GDS Contract
Purpose of contract	General
Contract start date	01/07/2017
Contract end date	

18/19 Contracted general activity (UDA)	18,000
Carry forward general activity (UDA)	0
18/19 Contracted orthodontic activity (UOA)	0
Carry forward orthodontic activity (UOA)	0
Baseline contract value	£463,500.00

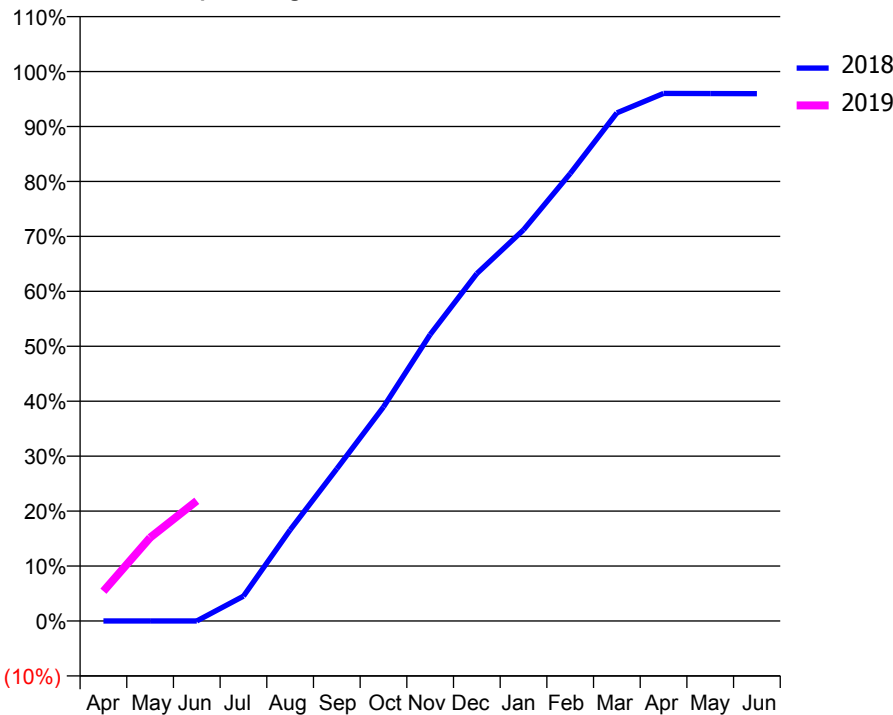
ACCESS*

Patients seen in 24 months	Total	Change since previous quarter
Quarter ending June 2017	0	
Quarter ending September 2017	1,861	↑
Quarter ending December 2017	3,656	↑
Quarter ending March 2018	4,633	↑
Quarter ending June 2018	5,426	↑
Variance since June 2017	N/A	



ACTIVITY

Cumulative percentage of contracted UDA delivered 2018 & 2019



Month	Adjusted Scheduled Activity (UDA)	
	2018	2019
April	0	975
May	0	2,730
June	0	3,937
July	612	
August	2,247	
September	3,753	
October	5,278	
November	7,062	
December	8,563	
January	9,641	
February	11,030	
March	12,525	
April	13,003	
May	12,999	
June	12,996	

QUALITY

	Quantity	Base Number	Contract	AT	Region	England
% of FP17s for the same patient ID Re-attending within 3 months - Children	28	550	5.1%	11.0%	11.0%	11.5%
% of FP17s for the same patient ID Re-attending within 3 months - Adults	173	1,430	12.1%	14.8%	15.3%	15.4%
% of FP17s for the same patient ID Re-attending between 3 & 9 months - Children	289	550	52.5%	59.0%	61.2%	58.9%
% of FP17s for the same patient ID Re-attending between 3 & 9 months - Adults	590	1,430	41.3%	49.5%	52.9%	51.6%
% of FP17s for Band 1 Urgent Courses	122	1,772	6.9%	9.7%	9.4%	8.9%
% of FP17s Relating to Free Repair or Replacements	8	1,772	0.5%	0.7%	0.7%	0.8%
% of FP17s Relating to Continuations	21	1,772	1.2%	0.7%	0.9%	0.9%
% of Patients satisfied with the dentistry they have received	5	5	N/A	94.8%	93.6%	93.2%
% of Patients satisfied with the time they had to wait for an appointment	5	5	N/A	88.9%	88.8%	88.8%

* This is based on patients treated on this contract for their most recent course of treatment. Figures in italics indicate the base number of FP17s or Patient Questionnaire responses are less than 100. N/A is shown where the base number of responses is less than 10 during the period. % is calculated as Quantity/Base number*100

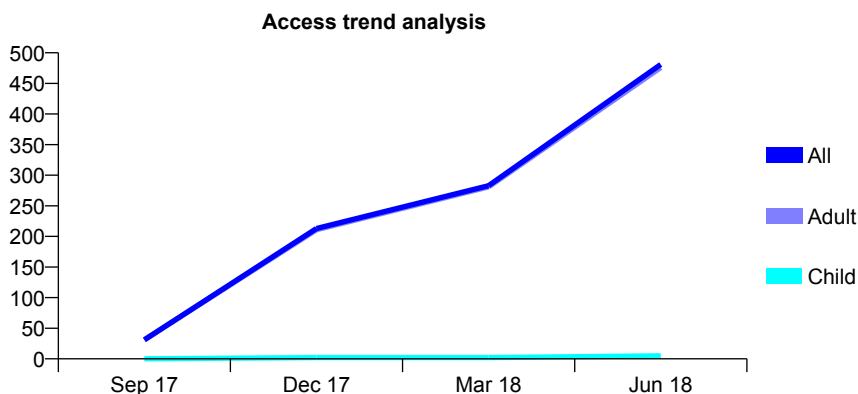
Q69 - Vital Signs At a Glance Contract Report for 100474/0000 - June 2018

Name or company name	Oxfordshire Priority Dental Service
Contract type name	PDS Contract
Purpose of contract	General
Contract start date	01/07/2017
Contract end date	31/03/2019

18/19 Contracted general activity (UDA)	2,000
Carry forward general activity (UDA)	0
18/19 Contracted orthodontic activity (UOA)	0
Carry forward orthodontic activity (UOA)	0
Baseline contract value	£0.00

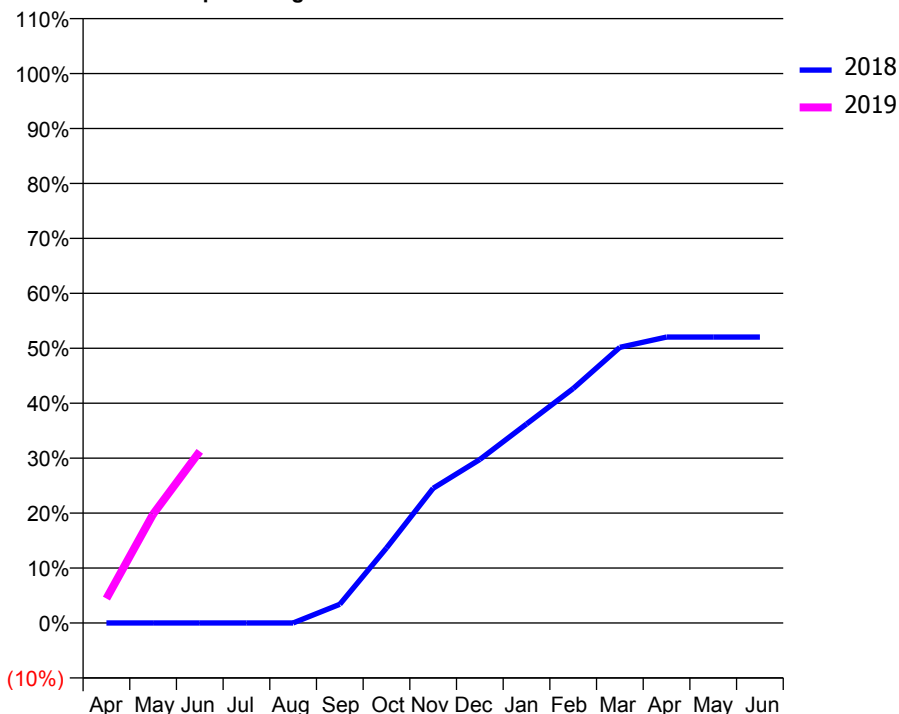
ACCESS*

Patients seen in 24 months	Total	Change since previous quarter
Quarter ending June 2017	0	
Quarter ending September 2017	31	↑
Quarter ending December 2017	213	↑
Quarter ending March 2018	283	↑
Quarter ending June 2018	481	↑
Variance since June 2017	N/A	



ACTIVITY

Cumulative percentage of contracted UDA delivered 2018 & 2019



Adjusted Scheduled Activity (UDA)

Month	2018	2019
April	0	89
May	0	396
June	0	625
July	0	
August	0	
September	68	
October	273	
November	490	
December	595	
January	724	
February	853	
March	1,003	
April	1,041	
May	1,041	
June	1,041	

QUALITY

	Quantity	Base Number	Contract	AT	Region	England
% of FP17s for the same patient ID Re-attending within 3 months - Children	0	4	0.0%	11.0%	11.0%	11.5%
% of FP17s for the same patient ID Re-attending within 3 months - Adults	3	245	1.2%	14.8%	15.3%	15.4%
% of FP17s for the same patient ID Re-attending between 3 & 9 months - Children	0	4	0.0%	59.0%	61.2%	58.9%
% of FP17s for the same patient ID Re-attending between 3 & 9 months - Adults	1	245	0.4%	49.5%	52.9%	51.6%
% of FP17s for Band 1 Urgent Courses	4	228	1.8%	9.7%	9.4%	8.9%
% of FP17s Relating to Free Repair or Replacements	0	228	0.0%	0.7%	0.7%	0.8%
% of FP17s Relating to Continuations	0	228	0.0%	0.7%	0.9%	0.9%
% of Patients satisfied with the dentistry they have received	1	1	N/A	94.8%	93.6%	93.2%
% of Patients satisfied with the time they had to wait for an appointment	0	1	N/A	88.9%	88.8%	88.8%

* This is based on patients treated on this contract for their most recent course of treatment. Figures in italics indicate the base number of FP17s or Patient Questionnaire responses are less than 100. N/A is shown where the base number of responses is less than 10 during the period. % is calculated as Quantity/Base number*100

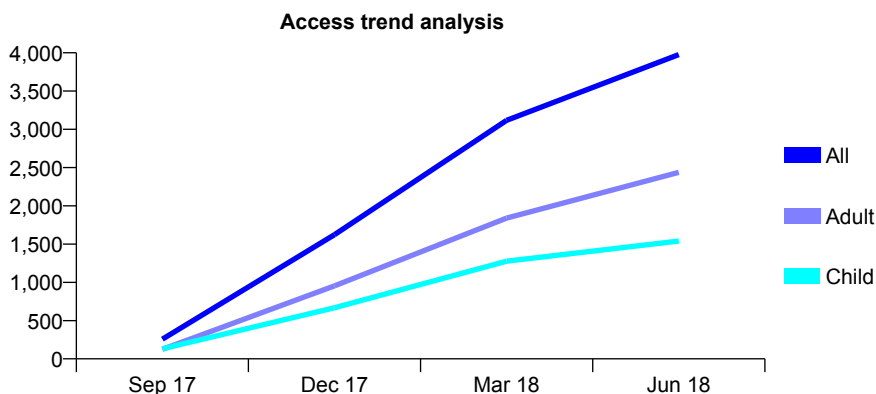
Q69 - Vital Signs At a Glance Contract Report for 100506/0000 - June 2018

Name or company name	Rodericks Dental Limited
Contract type name	GDS Contract
Purpose of contract	General
Contract start date	01/07/2017
Contract end date	

18/19 Contracted general activity (UDA)	15,000
Carry forward general activity (UDA)	0
18/19 Contracted orthodontic activity (UOA)	0
Carry forward orthodontic activity (UOA)	0
Baseline contract value	£393,990.87

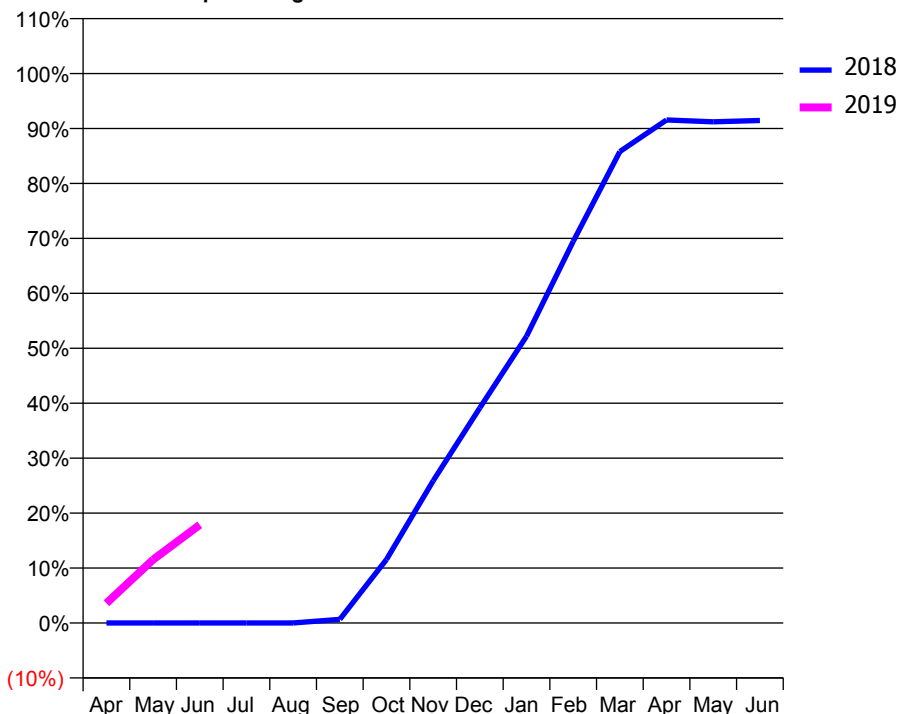
ACCESS*

Patients seen in 24 months	Total	Change since previous quarter
Quarter ending June 2017	0	
Quarter ending September 2017	257	↑
Quarter ending December 2017	1,623	↑
Quarter ending March 2018	3,117	↑
Quarter ending June 2018	3,977	↑
Variance since June 2017	N/A	



ACTIVITY

Cumulative percentage of contracted UDA delivered 2018 & 2019



Adjusted Scheduled Activity (UDA)

Month	2018	2019
April	0	542
May	0	1,731
June	0	2,682
July	0	
August	0	
September	59	
October	1,012	
November	2,264	
December	3,425	
January	4,567	
February	6,076	
March	7,506	
April	8,010	
May	7,982	
June	8,002	

QUALITY

	Quantity	Base Number	Contract	AT	Region	England
% of FP17s for the same patient ID Re-attending within 3 months - Children	83	720	11.5%	11.0%	11.0%	11.5%
% of FP17s for the same patient ID Re-attending within 3 months - Adults	141	1,005	14.0%	14.8%	15.3%	15.4%
% of FP17s for the same patient ID Re-attending between 3 & 9 months - Children	317	720	44.0%	59.0%	61.2%	58.9%
% of FP17s for the same patient ID Re-attending between 3 & 9 months - Adults	233	1,005	23.2%	49.5%	52.9%	51.6%
% of FP17s for Band 1 Urgent Courses	108	1,460	7.4%	9.7%	9.4%	8.9%
% of FP17s Relating to Free Repair or Replacements	9	1,460	0.6%	0.7%	0.7%	0.8%
% of FP17s Relating to Continuations	1	1,460	0.1%	0.7%	0.9%	0.9%
% of Patients satisfied with the dentistry they have received	0	0	N/A	94.8%	93.6%	93.2%
% of Patients satisfied with the time they had to wait for an appointment	0	0	N/A	88.9%	88.8%	88.8%

* This is based on patients treated on this contract for their most recent course of treatment. Figures in italics indicate the base number of FP17s or Patient Questionnaire responses are less than 100. N/A is shown where the base number of responses is less than 10 during the period. % is calculated as Quantity/Base number*100

Q69 - Vital Signs At a Glance Contract Report for 100649/0000 - June 2018


Name or company name	Rodericks Dental Limited
Contract type name	GDS Contract
Purpose of contract	General
Contract start date	01/04/2018
Contract end date	

18/19 Contracted general activity (UDA)	20,015
Carry forward general activity (UDA)	0
18/19 Contracted orthodontic activity (UOA)	0
Carry forward orthodontic activity (UOA)	0
Baseline contract value	£508,981.45

ACCESS*

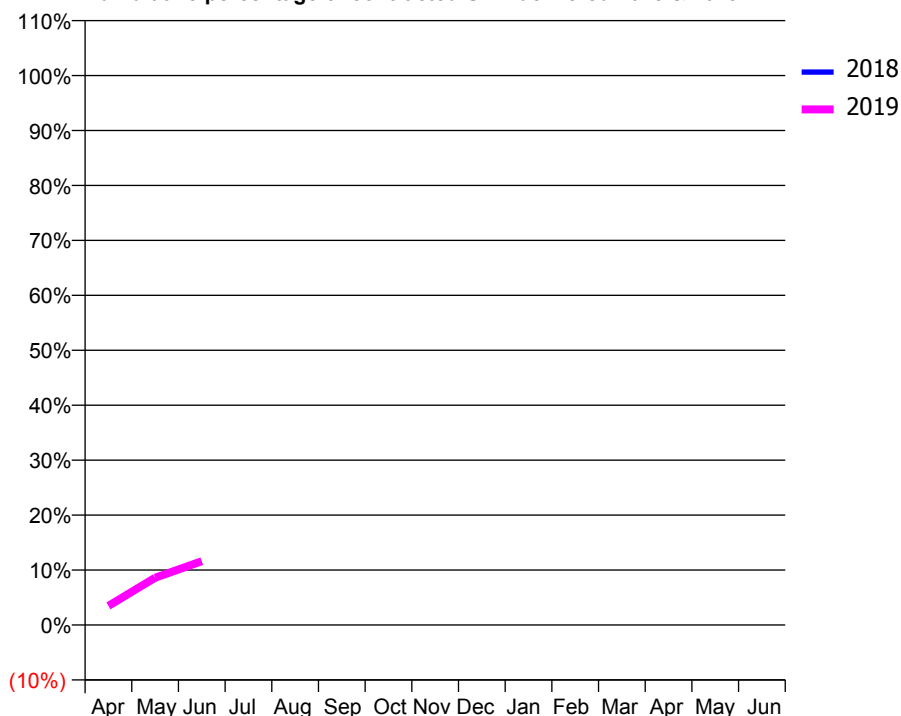
Patients seen in 24 months	Total	Change since previous quarter
Quarter ending June 2017	0	
Quarter ending September 2017	0	
Quarter ending December 2017	0	
Quarter ending March 2018	0	
Quarter ending June 2018	1,568	↑
Variance since June 2017	N/A	

Access trend analysis



ACTIVITY

Cumulative percentage of contracted UDA delivered 2018 & 2019



Adjusted Scheduled Activity (UDA)

Month	2018	2019
April	0	698
May	0	1,721
June	0	2,324
July	0	
August	0	
September	0	
October	0	
November	0	
December	0	
January	0	
February	0	
March	0	
April	0	
May	0	
June	0	

QUALITY

	Quantity	Base Number	Contract	AT	Region	England
% of FP17s for the same patient ID Re-attending within 3 months - Children	4	393	1.0%	11.0%	11.0%	11.5%
% of FP17s for the same patient ID Re-attending within 3 months - Adults	31	1,041	3.0%	14.8%	15.3%	15.4%
% of FP17s for the same patient ID Re-attending between 3 & 9 months - Children	0	393	0.0%	59.0%	61.2%	58.9%
% of FP17s for the same patient ID Re-attending between 3 & 9 months - Adults	0	1,041	0.0%	49.5%	52.9%	51.6%
% of FP17s for Band 1 Urgent Courses	140	1,434	9.8%	9.7%	9.4%	8.9%
% of FP17s Relating to Free Repair or Replacements	2	1,434	0.1%	0.7%	0.7%	0.8%
% of FP17s Relating to Continuations	1	1,434	0.1%	0.7%	0.9%	0.9%
% of Patients satisfied with the dentistry they have received	1	1	N/A	94.8%	93.6%	93.2%
% of Patients satisfied with the time they had to wait for an appointment	1	1	N/A	88.9%	88.8%	88.8%

* This is based on patients treated on this contract for their most recent course of treatment. Figures in italics indicate the base number of FP17s or Patient Questionnaire responses are less than 100. N/A is shown where the base number of responses is less than 10 during the period. % is calculated as Quantity/Base number*100

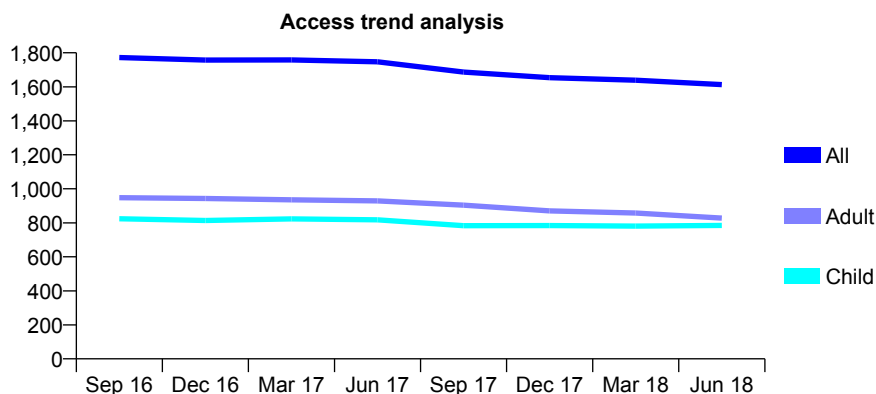
Q69 - Vital Signs At a Glance Contract Report for 101281/0060 - June 2018

Name or company name	OASIS DENTAL CARE LTD
Contract type name	GDS Contract
Purpose of contract	General
Contract start date	01/04/2006
Contract end date	

18/19 Contracted general activity (UDA)	3,680
Carry forward general activity (UDA)	0
18/19 Contracted orthodontic activity (UOA)	0
Carry forward orthodontic activity (UOA)	0
Baseline contract value	£83,964.41

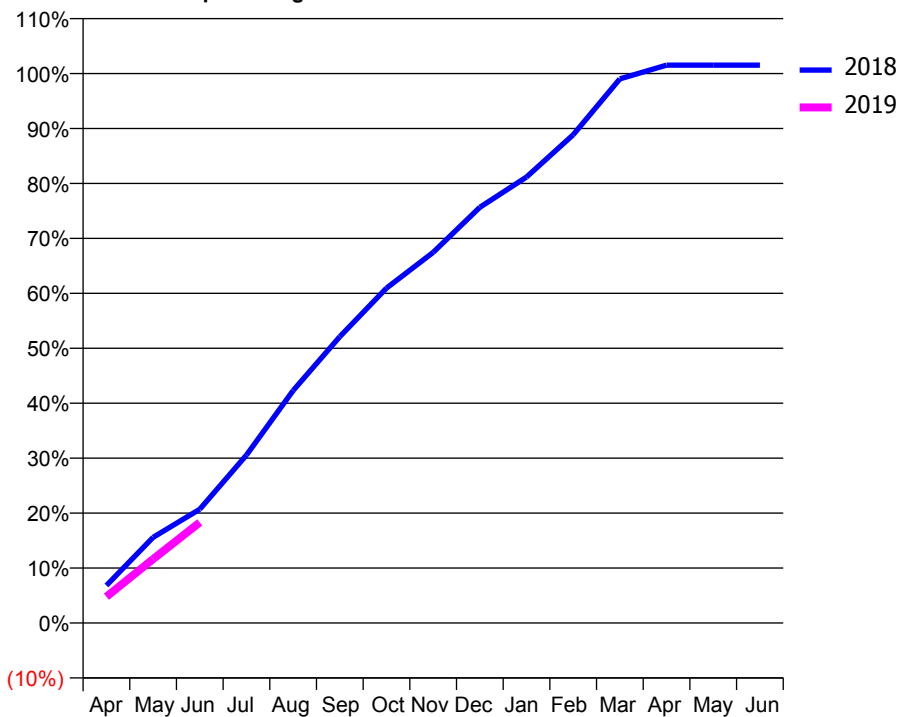
ACCESS*

Patients seen in 24 months	Total	Change since previous quarter
Quarter ending June 2017	1,747	
Quarter ending September 2017	1,687	↓
Quarter ending December 2017	1,654	↓
Quarter ending March 2018	1,639	→
Quarter ending June 2018	1,613	↓
Variance since June 2017	(7.7%)	↓



ACTIVITY

Cumulative percentage of contracted UDA delivered 2018 & 2019



Adjusted Scheduled Activity (UDA)

Month	2018	2019
April	252	177
May	574	428
June	762	674
July	1,124	
August	1,557	
September	1,918	
October	2,243	
November	2,482	
December	2,784	
January	2,986	
February	3,270	
March	3,644	
April	3,736	
May	3,736	
June	3,736	

QUALITY

	Quantity	Base Number	Contract	AT	Region	England
% of FP17s for the same patient ID Re-attending within 3 months - Children	24	293	8.2%	11.0%	11.0%	11.5%
% of FP17s for the same patient ID Re-attending within 3 months - Adults	24	209	11.5%	14.8%	15.3%	15.4%
% of FP17s for the same patient ID Re-attending between 3 & 9 months - Children	170	293	58.0%	59.0%	61.2%	58.9%
% of FP17s for the same patient ID Re-attending between 3 & 9 months - Adults	118	209	56.5%	49.5%	52.9%	51.6%
% of FP17s for Band 1 Urgent Courses	33	455	7.3%	9.7%	9.4%	8.9%
% of FP17s Relating to Free Repair or Replacements	0	455	0.0%	0.7%	0.7%	0.8%
% of FP17s Relating to Continuations	5	455	1.1%	0.7%	0.9%	0.9%
% of Patients satisfied with the dentistry they have received	2	2	N/A	94.8%	93.6%	93.2%
% of Patients satisfied with the time they had to wait for an appointment	2	2	N/A	88.9%	88.8%	88.8%

* This is based on patients treated on this contract for their most recent course of treatment. Figures in italics indicate the base number of FP17s or Patient Questionnaire responses are less than 100. N/A is shown where the base number of responses is less than 10 during the period. % is calculated as Quantity/Base number*100

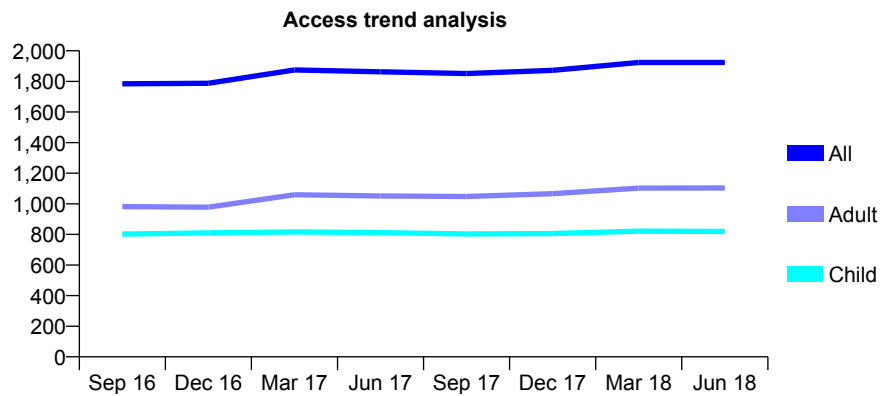
Q69 - Vital Signs At a Glance Contract Report for 101281/0061 - June 2018

Name or company name	OASIS DENTAL CARE LTD
Contract type name	GDS Contract
Purpose of contract	General
Contract start date	01/04/2006
Contract end date	

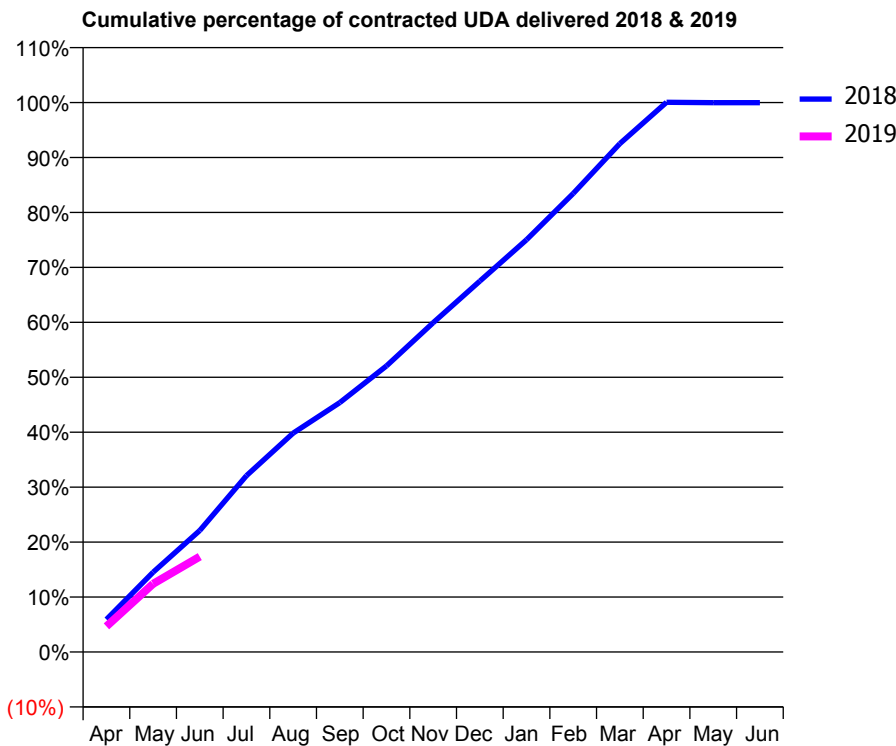
18/19 Contracted general activity (UDA)	4,153
Carry forward general activity (UDA)	0
18/19 Contracted orthodontic activity (UOA)	0
Carry forward orthodontic activity (UOA)	0
Baseline contract value	£89,617.60

ACCESS*

Patients seen in 24 months	Total	Change since previous quarter
Quarter ending June 2017	1,863	
Quarter ending September 2017	1,851	→
Quarter ending December 2017	1,872	→
Quarter ending March 2018	1,924	↑
Quarter ending June 2018	1,924	→
Variance since June 2017	3.3%	↑



ACTIVITY



Month	Adjusted Scheduled Activity (UDA)	
	2018	2019
April	246	194
May	603	515
June	919	721
July	1,333	
August	1,655	
September	1,885	
October	2,163	
November	2,489	
December	2,803	
January	3,115	
February	3,466	
March	3,842	
April	4,155	
May	4,152	
June	4,152	

QUALITY

	Quantity	Base Number	Contract	AT	Region	England
% of FP17s for the same patient ID Re-attending within 3 months - Children	23	288	8.0%	11.0%	11.0%	11.5%
% of FP17s for the same patient ID Re-attending within 3 months - Adults	41	314	13.1%	14.8%	15.3%	15.4%
% of FP17s for the same patient ID Re-attending between 3 & 9 months - Children	131	288	45.5%	59.0%	61.2%	58.9%
% of FP17s for the same patient ID Re-attending between 3 & 9 months - Adults	129	314	41.1%	49.5%	52.9%	51.6%
% of FP17s for Band 1 Urgent Courses	38	464	8.2%	9.7%	9.4%	8.9%
% of FP17s Relating to Free Repair or Replacements	0	464	0.0%	0.7%	0.7%	0.8%
% of FP17s Relating to Continuations	1	464	0.2%	0.7%	0.9%	0.9%
% of Patients satisfied with the dentistry they have received	1	1	N/A	94.8%	93.6%	93.2%
% of Patients satisfied with the time they had to wait for an appointment	1	1	N/A	88.9%	88.8%	88.8%

* This is based on patients treated on this contract for their most recent course of treatment. Figures in italics indicate the base number of FP17s or Patient Questionnaire responses are less than 100. N/A is shown where the base number of responses is less than 10 during the period. % is calculated as Quantity/Base number*100

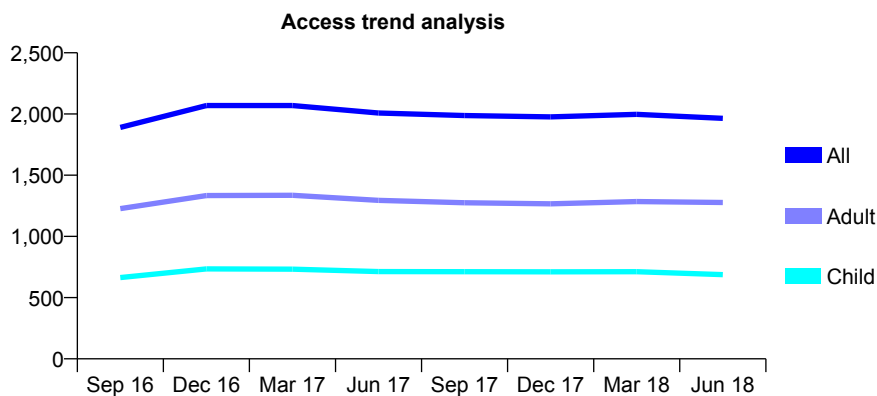
Q69 - Vital Signs At a Glance Contract Report for 101281/0073 - June 2018

Name or company name	OASIS DENTAL CARE LTD
Contract type name	GDS Contract
Purpose of contract	General
Contract start date	01/04/2006
Contract end date	

18/19 Contracted general activity (UDA)	4,800
Carry forward general activity (UDA)	0
18/19 Contracted orthodontic activity (UOA)	0
Carry forward orthodontic activity (UOA)	0
Baseline contract value	£109,601.33

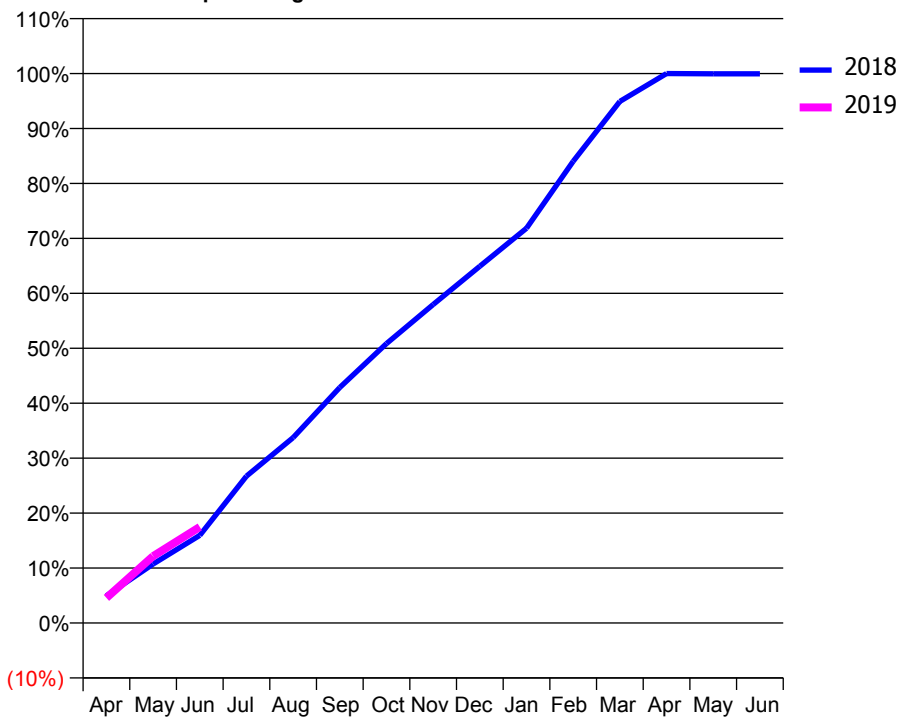
ACCESS*

Patients seen in 24 months	Total	Change since previous quarter
Quarter ending June 2017	2,008	
Quarter ending September 2017	1,987	↓
Quarter ending December 2017	1,977	→
Quarter ending March 2018	1,997	→
Quarter ending June 2018	1,965	↓
Variance since June 2017	(2.1%)	↓



ACTIVITY

Cumulative percentage of contracted UDA delivered 2018 & 2019



Month	Adjusted Scheduled Activity (UDA)	
	2018	2019
April	238	219
May	516	584
June	766	839
July	1,283	
August	1,620	
September	2,057	
October	2,441	
November	2,783	
December	3,116	
January	3,448	
February	4,033	
March	4,557	
April	4,800	
May	4,798	
June	4,798	

QUALITY

	Quantity	Base Number	Contract	AT	Region	England
% of FP17s for the same patient ID Re-attending within 3 months - Children	14	231	6.1%	11.0%	11.0%	11.5%
% of FP17s for the same patient ID Re-attending within 3 months - Adults	24	336	7.1%	14.8%	15.3%	15.4%
% of FP17s for the same patient ID Re-attending between 3 & 9 months - Children	156	231	67.5%	59.0%	61.2%	58.9%
% of FP17s for the same patient ID Re-attending between 3 & 9 months - Adults	190	336	56.5%	49.5%	52.9%	51.6%
% of FP17s for Band 1 Urgent Courses	20	470	4.3%	9.7%	9.4%	8.9%
% of FP17s Relating to Free Repair or Replacements	4	470	0.9%	0.7%	0.7%	0.8%
% of FP17s Relating to Continuations	1	470	0.2%	0.7%	0.9%	0.9%
% of Patients satisfied with the dentistry they have received	2	2	N/A	94.8%	93.6%	93.2%
% of Patients satisfied with the time they had to wait for an appointment	2	2	N/A	88.9%	88.8%	88.8%

* This is based on patients treated on this contract for their most recent course of treatment. Figures in italics indicate the base number of FP17s or Patient Questionnaire responses are less than 100. N/A is shown where the base number of responses is less than 10 during the period. % is calculated as Quantity/Base number*100

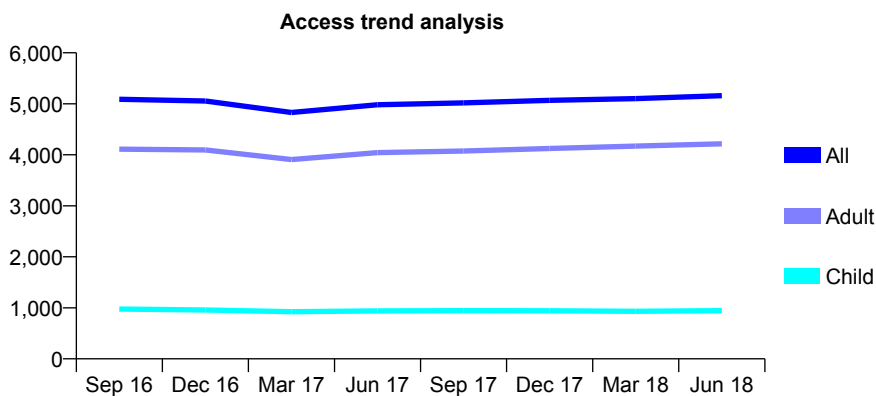
Q69 - Vital Signs At a Glance Contract Report for 101281/0074 - June 2018

Name or company name	OASIS DENTAL CARE LTD
Contract type name	GDS Contract
Purpose of contract	General
Contract start date	01/04/2006
Contract end date	

18/19 Contracted general activity (UDA)	12,288
Carry forward general activity (UDA)	0
18/19 Contracted orthodontic activity (UOA)	0
Carry forward orthodontic activity (UOA)	0
Baseline contract value	£273,694.44

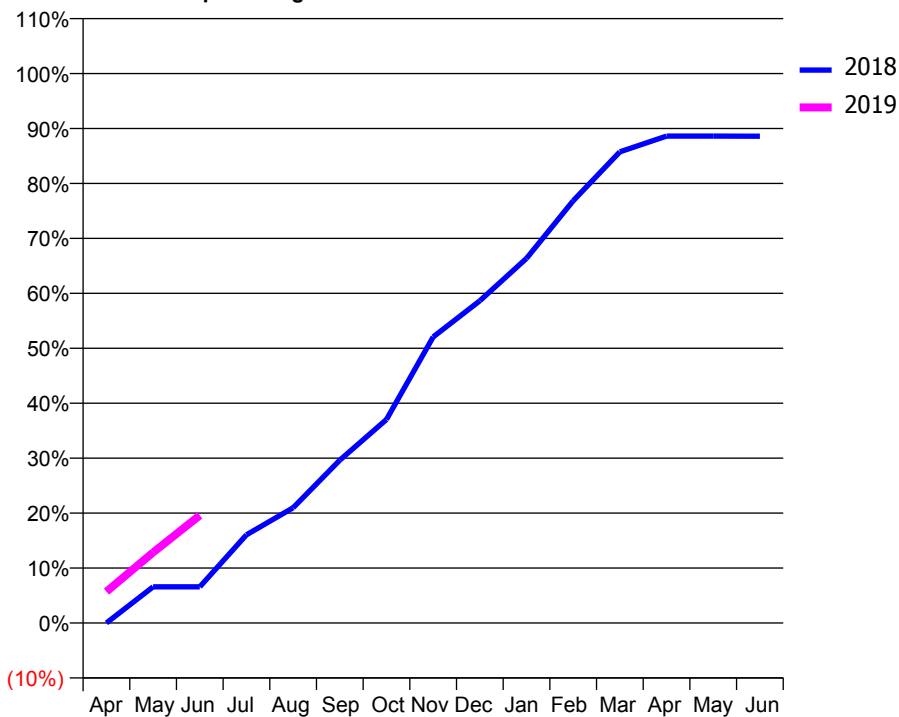
ACCESS*

Patients seen in 24 months	Total	Change since previous quarter
Quarter ending June 2017	4,981	
Quarter ending September 2017	5,019	→
Quarter ending December 2017	5,067	→
Quarter ending March 2018	5,102	→
Quarter ending June 2018	5,160	→
Variance since June 2017	3.6%	↑



ACTIVITY

Cumulative percentage of contracted UDA delivered 2018 & 2019



Month	Adjusted Scheduled Activity (UDA)	
	2018	2019
April	0	703
May	810	1,580
June	810	2,409
July	1,973	
August	2,579	
September	3,641	
October	4,551	
November	6,398	
December	7,205	
January	8,153	
February	9,441	
March	10,536	
April	10,888	
May	10,887	
June	10,886	

QUALITY

	Quantity	Base Number	Contract	AT	Region	England
% of FP17s for the same patient ID Re-attending within 3 months - Children	13	314	4.1%	11.0%	11.0%	11.5%
% of FP17s for the same patient ID Re-attending within 3 months - Adults	86	974	8.8%	14.8%	15.3%	15.4%
% of FP17s for the same patient ID Re-attending between 3 & 9 months - Children	153	314	48.7%	59.0%	61.2%	58.9%
% of FP17s for the same patient ID Re-attending between 3 & 9 months - Adults	349	974	35.8%	49.5%	52.9%	51.6%
% of FP17s for Band 1 Urgent Courses	85	1,108	7.7%	9.7%	9.4%	8.9%
% of FP17s Relating to Free Repair or Replacements	12	1,108	1.1%	0.7%	0.7%	0.8%
% of FP17s Relating to Continuations	2	1,108	0.2%	0.7%	0.9%	0.9%
% of Patients satisfied with the dentistry they have received	2	2	N/A	94.8%	93.6%	93.2%
% of Patients satisfied with the time they had to wait for an appointment	2	2	N/A	88.9%	88.8%	88.8%

* This is based on patients treated on this contract for their most recent course of treatment. Figures in italics indicate the base number of FP17s or Patient Questionnaire responses are less than 100. N/A is shown where the base number of responses is less than 10 during the period. % is calculated as Quantity/Base number*100

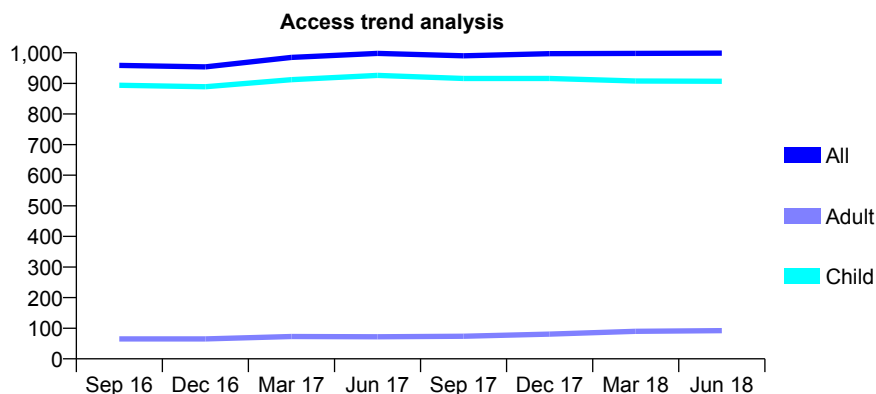
Q69 - Vital Signs At a Glance Contract Report for 101281/0099 - June 2018

Name or company name	OASIS DENTAL CARE LTD
Contract type name	GDS Contract
Purpose of contract	General
Contract start date	01/04/2006
Contract end date	

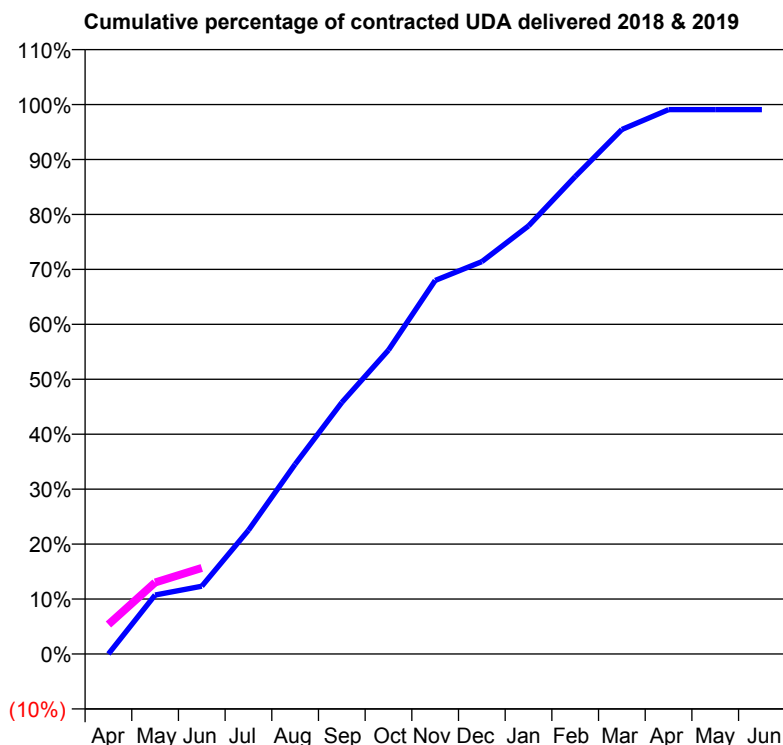
18/19 Contracted general activity (UDA)	1,883
Carry forward general activity (UDA)	0
18/19 Contracted orthodontic activity (UOA)	0
Carry forward orthodontic activity (UOA)	0
Baseline contract value	£41,355.70

ACCESS*

Patients seen in 24 months	Total	Change since previous quarter
Quarter ending June 2017	998	
Quarter ending September 2017	990	→
Quarter ending December 2017	997	→
Quarter ending March 2018	998	→
Quarter ending June 2018	999	→
Variance since June 2017	0.1%	→



ACTIVITY



Month	Adjusted Scheduled Activity (UDA)	
	2018	2019
April	0	101
May	202	245
June	232	295
July	424	
August	651	
September	862	
October	1,042	
November	1,280	
December	1,344	
January	1,467	
February	1,636	
March	1,797	
April	1,866	
May	1,866	
June	1,866	

QUALITY

	Quantity	Base Number	Contract	AT	Region	England
% of FP17s for the same patient ID Re-attending within 3 months - Children	16	250	6.4%	11.0%	11.0%	11.5%
% of FP17s for the same patient ID Re-attending within 3 months - Adults	0	0	N/A	14.8%	15.3%	15.4%
% of FP17s for the same patient ID Re-attending between 3 & 9 months - Children	164	250	65.6%	59.0%	61.2%	58.9%
% of FP17s for the same patient ID Re-attending between 3 & 9 months - Adults	0	0	N/A	49.5%	52.9%	51.6%
% of FP17s for Band 1 Urgent Courses	0	192	0.0%	9.7%	9.4%	8.9%
% of FP17s Relating to Free Repair or Replacements	0	192	0.0%	0.7%	0.7%	0.8%
% of FP17s Relating to Continuations	8	192	4.2%	0.7%	0.9%	0.9%
% of Patients satisfied with the dentistry they have received	0	0	N/A	94.8%	93.6%	93.2%
% of Patients satisfied with the time they had to wait for an appointment	0	0	N/A	88.9%	88.8%	88.8%

* This is based on patients treated on this contract for their most recent course of treatment. Figures in italics indicate the base number of FP17s or Patient Questionnaire responses are less than 100. N/A is shown where the base number of responses is less than 10 during the period. % is calculated as Quantity/Base number*100

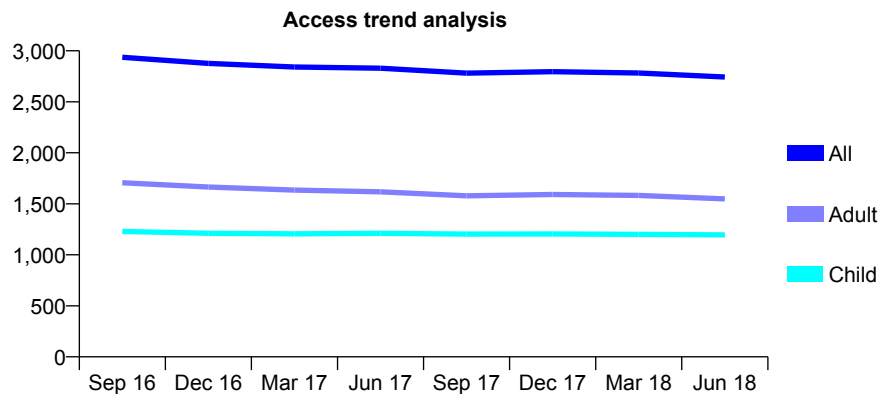
Q69 - Vital Signs At a Glance Contract Report for 101281/0100 - June 2018

Name or company name	OASIS DENTAL CARE LTD
Contract type name	GDS Contract
Purpose of contract	General
Contract start date	01/04/2006
Contract end date	

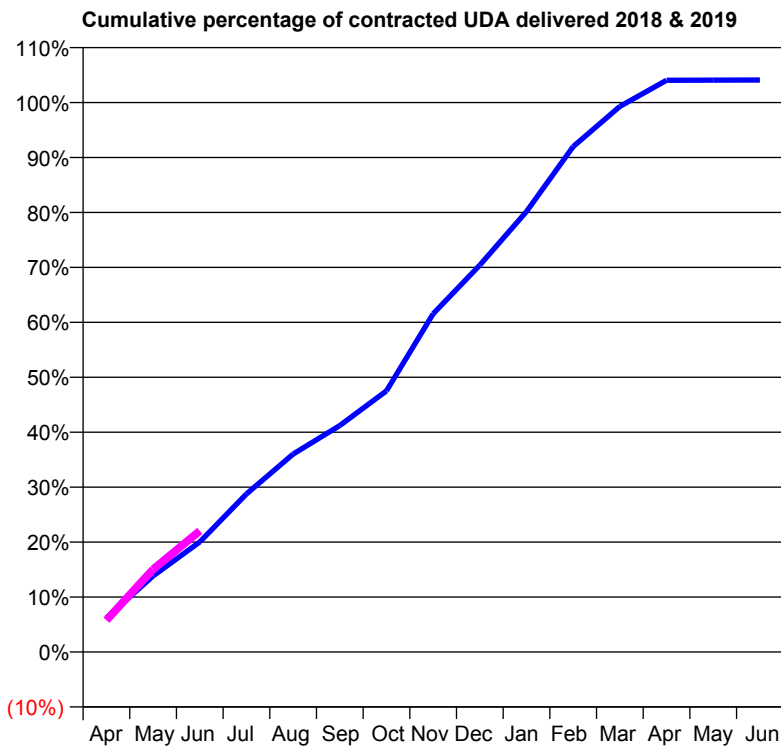
18/19 Contracted general activity (UDA)	7,179
Carry forward general activity (UDA)	0
18/19 Contracted orthodontic activity (UOA)	0
Carry forward orthodontic activity (UOA)	0
Baseline contract value	£164,726.94

ACCESS*

Patients seen in 24 months	Total	Change since previous quarter
Quarter ending June 2017	2,829	
Quarter ending September 2017	2,781	↓
Quarter ending December 2017	2,796	→
Quarter ending March 2018	2,783	→
Quarter ending June 2018	2,743	↓
Variance since June 2017	(3.0%)	↓



ACTIVITY



Adjusted Scheduled Activity (UDA)		
Month	2018	2019
April	445	415
May	994	1,080
June	1,437	1,582
July	2,065	
August	2,586	
September	2,960	
October	3,412	
November	4,418	
December	5,054	
January	5,754	
February	6,603	
March	7,128	
April	7,469	
May	7,472	
June	7,474	

QUALITY

	Quantity	Base Number	Contract	AT	Region	England
% of FP17s for the same patient ID Re-attending within 3 months - Children	39	475	8.2%	11.0%	11.0%	11.5%
% of FP17s for the same patient ID Re-attending within 3 months - Adults	98	531	18.5%	14.8%	15.3%	15.4%
% of FP17s for the same patient ID Re-attending between 3 & 9 months - Children	331	475	69.7%	59.0%	61.2%	58.9%
% of FP17s for the same patient ID Re-attending between 3 & 9 months - Adults	332	531	62.5%	49.5%	52.9%	51.6%
% of FP17s for Band 1 Urgent Courses	67	841	8.0%	9.7%	9.4%	8.9%
% of FP17s Relating to Free Repair or Replacements	9	841	1.1%	0.7%	0.7%	0.8%
% of FP17s Relating to Continuations	31	841	3.7%	0.7%	0.9%	0.9%
% of Patients satisfied with the dentistry they have received	8	8	N/A	94.8%	93.6%	93.2%
% of Patients satisfied with the time they had to wait for an appointment	5	8	N/A	88.9%	88.8%	88.8%

* This is based on patients treated on this contract for their most recent course of treatment. Figures in italics indicate the base number of FP17s or Patient Questionnaire responses are less than 100. N/A is shown where the base number of responses is less than 10 during the period. % is calculated as Quantity/Base number*100

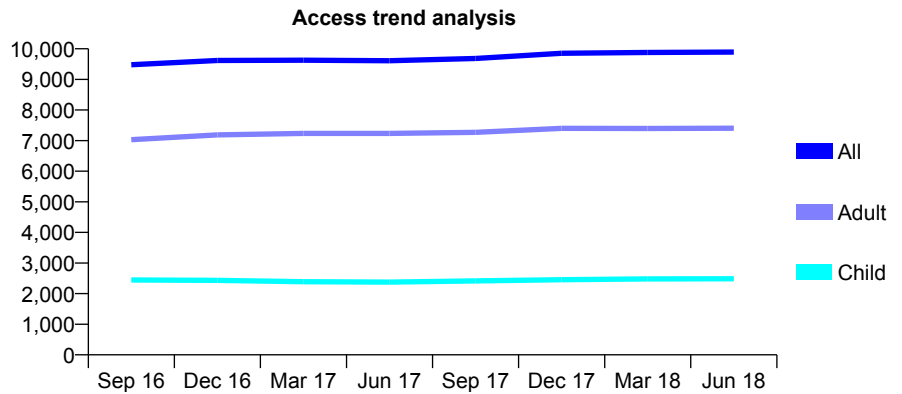
Q69 - Vital Signs At a Glance Contract Report for 101362/0004 - June 2018

Name or company name	Rodericks Dental Limited
Contract type name	GDS Contract
Purpose of contract	General
Contract start date	01/04/2007
Contract end date	

18/19 Contracted general activity (UDA)	28,406
Carry forward general activity (UDA)	0
18/19 Contracted orthodontic activity (UOA)	0
Carry forward orthodontic activity (UOA)	0
Baseline contract value	£683,070.49

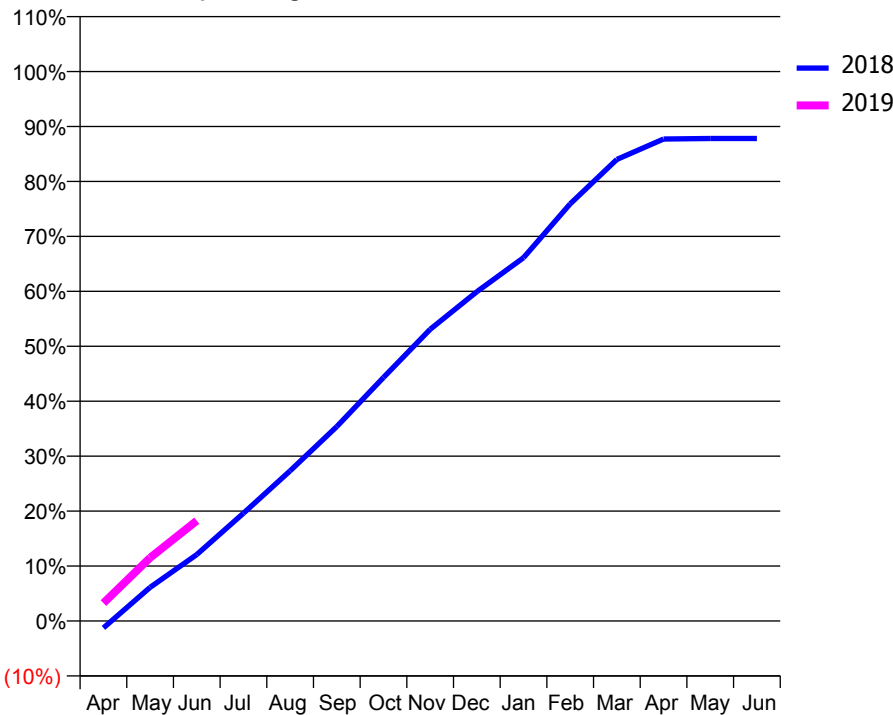
ACCESS*

Patients seen in 24 months	Total	Change since previous quarter
Quarter ending June 2017	9,612	
Quarter ending September 2017	9,686	→
Quarter ending December 2017	9,856	→
Quarter ending March 2018	9,878	→
Quarter ending June 2018	9,894	→
Variance since June 2017	2.9%	↑



ACTIVITY

Cumulative percentage of contracted UDA delivered 2018 & 2019



Month	Adjusted Scheduled Activity (UDA)	
	2018	2019
April	-361	929
May	1,739	3,269
June	3,435	5,190
July	5,574	
August	7,765	
September	10,055	
October	12,593	
November	15,080	
December	17,022	
January	18,779	
February	21,567	
March	23,864	
April	24,915	
May	24,946	
June	24,945	

QUALITY

	Quantity	Base Number	Contract	AT	Region	England
% of FP17s for the same patient ID Re-attending within 3 months - Children	72	843	8.5%	11.0%	11.0%	11.5%
% of FP17s for the same patient ID Re-attending within 3 months - Adults	362	2,090	17.3%	14.8%	15.3%	15.4%
% of FP17s for the same patient ID Re-attending between 3 & 9 months - Children	506	843	60.0%	59.0%	61.2%	58.9%
% of FP17s for the same patient ID Re-attending between 3 & 9 months - Adults	885	2,090	42.3%	49.5%	52.9%	51.6%
% of FP17s for Band 1 Urgent Courses	319	2,492	12.8%	9.7%	9.4%	8.9%
% of FP17s Relating to Free Repair or Replacements	32	2,492	1.3%	0.7%	0.7%	0.8%
% of FP17s Relating to Continuations	29	2,492	1.2%	0.7%	0.9%	0.9%
% of Patients satisfied with the dentistry they have received	14	14	100.0%	94.8%	93.6%	93.2%
% of Patients satisfied with the time they had to wait for an appointment	13	14	92.9%	88.9%	88.8%	88.8%

* This is based on patients treated on this contract for their most recent course of treatment. Figures in italics indicate the base number of FP17s or Patient Questionnaire responses are less than 100. N/A is shown where the base number of responses is less than 10 during the period. % is calculated as Quantity/Base number*100

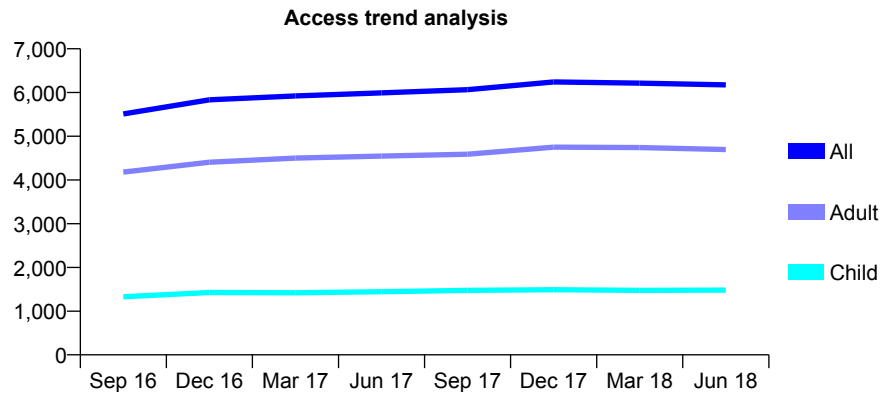
Q69 - Vital Signs At a Glance Contract Report for 101362/0016 - June 2018

Name or company name	Rodericks Dental Limited
Contract type name	GDS Contract
Purpose of contract	General
Contract start date	01/05/2009
Contract end date	

18/19 Contracted general activity (UDA)	14,000
Carry forward general activity (UDA)	0
18/19 Contracted orthodontic activity (UOA)	0
Carry forward orthodontic activity (UOA)	0
Baseline contract value	£330,296.26

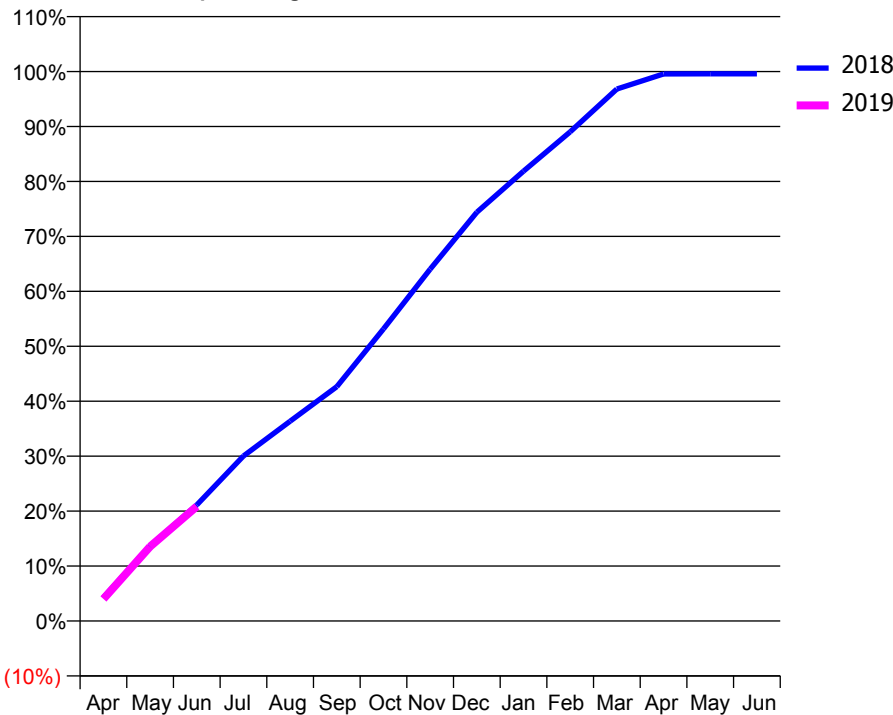
ACCESS*

Patients seen in 24 months	Total	Change since previous quarter
Quarter ending June 2017	5,991	
Quarter ending September 2017	6,065	→
Quarter ending December 2017	6,242	↑
Quarter ending March 2018	6,214	→
Quarter ending June 2018	6,176	→
Variance since June 2017	3.1%	↑



ACTIVITY

Cumulative percentage of contracted UDA delivered 2018 & 2019



Month	Adjusted Scheduled Activity (UDA)	
	2018	2019
April	601	562
May	1,910	1,898
June	2,957	2,919
July	4,204	
August	5,091	
September	5,972	
October	7,441	
November	8,965	
December	10,413	
January	11,462	
February	12,462	
March	13,552	
April	13,936	
May	13,941	
June	13,942	

QUALITY

	Quantity	Base Number	Contract	AT	Region	England
% of FP17s for the same patient ID Re-attending within 3 months - Children	32	517	6.2%	11.0%	11.0%	11.5%
% of FP17s for the same patient ID Re-attending within 3 months - Adults	149	1,400	10.6%	14.8%	15.3%	15.4%
% of FP17s for the same patient ID Re-attending between 3 & 9 months - Children	309	517	59.8%	59.0%	61.2%	58.9%
% of FP17s for the same patient ID Re-attending between 3 & 9 months - Adults	701	1,400	50.1%	49.5%	52.9%	51.6%
% of FP17s for Band 1 Urgent Courses	194	1,719	11.3%	9.7%	9.4%	8.9%
% of FP17s Relating to Free Repair or Replacements	15	1,719	0.9%	0.7%	0.7%	0.8%
% of FP17s Relating to Continuations	2	1,719	0.1%	0.7%	0.9%	0.9%
% of Patients satisfied with the dentistry they have received	2	2	N/A	94.8%	93.6%	93.2%
% of Patients satisfied with the time they had to wait for an appointment	2	2	N/A	88.9%	88.8%	88.8%

* This is based on patients treated on this contract for their most recent course of treatment. Figures in italics indicate the base number of FP17s or Patient Questionnaire responses are less than 100. N/A is shown where the base number of responses is less than 10 during the period. % is calculated as Quantity/Base number*100

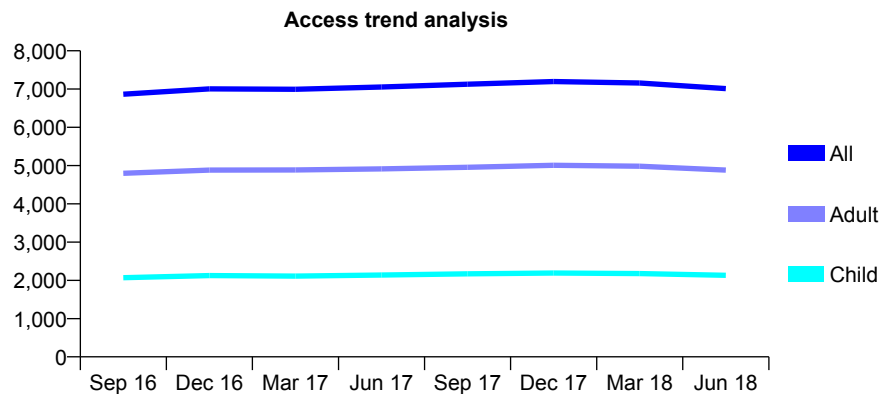
Q69 - Vital Signs At a Glance Contract Report for 101362/0017 - June 2018

Name or company name	Rodericks Dental Limited
Contract type name	GDS Contract
Purpose of contract	General
Contract start date	01/07/2009
Contract end date	

18/19 Contracted general activity (UDA)	22,048
Carry forward general activity (UDA)	0
18/19 Contracted orthodontic activity (UOA)	0
Carry forward orthodontic activity (UOA)	0
Baseline contract value	£551,158.69

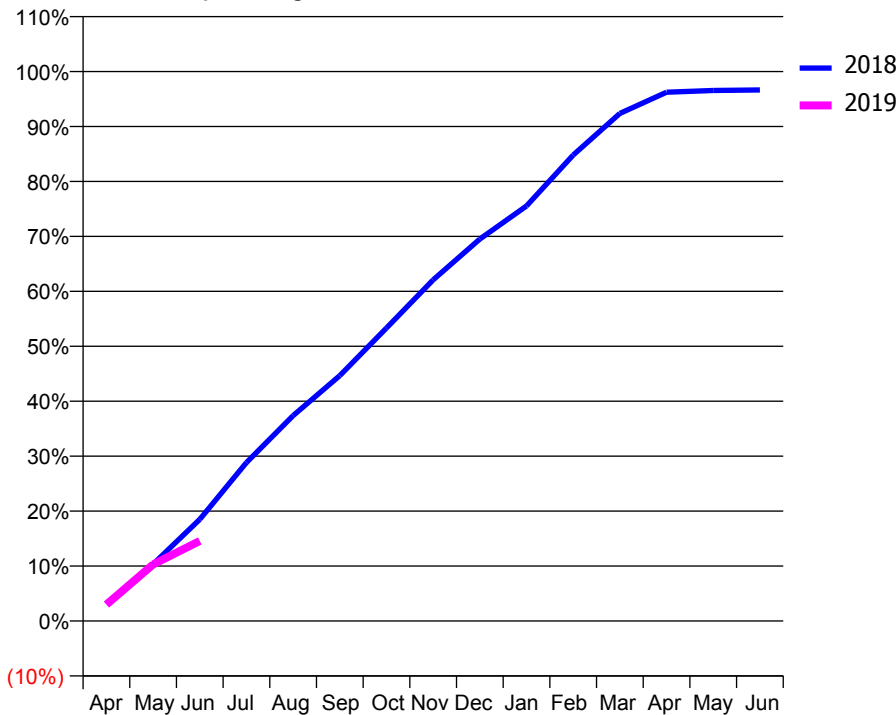
ACCESS*

Patients seen in 24 months	Total	Change since previous quarter
Quarter ending June 2017	7,053	
Quarter ending September 2017	7,127	→
Quarter ending December 2017	7,198	→
Quarter ending March 2018	7,158	→
Quarter ending June 2018	7,013	↓
Variance since June 2017	(0.6%)	→



ACTIVITY

Cumulative percentage of contracted UDA delivered 2018 & 2019



Month	Adjusted Scheduled Activity (UDA)	
	2018	2019
April	703	662
May	2,280	2,272
June	4,078	3,211
July	6,357	
August	8,245	
September	9,850	
October	11,758	
November	13,687	
December	15,325	
January	16,653	
February	18,698	
March	20,365	
April	21,217	
May	21,286	
June	21,308	

QUALITY

	Quantity	Base Number	Contract	AT	Region	England
% of FP17s for the same patient ID Re-attending within 3 months - Children	89	577	15.4%	11.0%	11.0%	11.5%
% of FP17s for the same patient ID Re-attending within 3 months - Adults	232	1,241	18.7%	14.8%	15.3%	15.4%
% of FP17s for the same patient ID Re-attending between 3 & 9 months - Children	305	577	52.9%	59.0%	61.2%	58.9%
% of FP17s for the same patient ID Re-attending between 3 & 9 months - Adults	494	1,241	39.8%	49.5%	52.9%	51.6%
% of FP17s for Band 1 Urgent Courses	330	1,475	22.4%	9.7%	9.4%	8.9%
% of FP17s Relating to Free Repair or Replacements	5	1,475	0.3%	0.7%	0.7%	0.8%
% of FP17s Relating to Continuations	5	1,475	0.3%	0.7%	0.9%	0.9%
% of Patients satisfied with the dentistry they have received	3	3	N/A	94.8%	93.6%	93.2%
% of Patients satisfied with the time they had to wait for an appointment	3	3	N/A	88.9%	88.8%	88.8%

* This is based on patients treated on this contract for their most recent course of treatment. Figures in italics indicate the base number of FP17s or Patient Questionnaire responses are less than 100. N/A is shown where the base number of responses is less than 10 during the period. % is calculated as Quantity/Base number*100

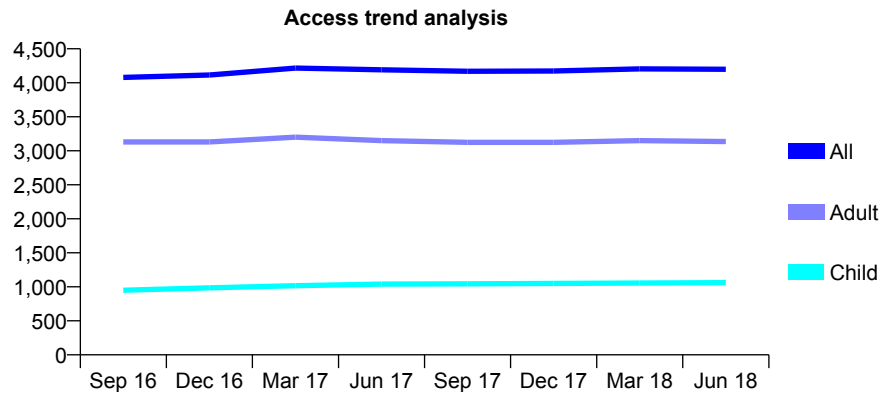
Q69 - Vital Signs At a Glance Contract Report for 101362/0019 - June 2018

Name or company name	Rodericks Dental Limited
Contract type name	GDS Contract
Purpose of contract	General
Contract start date	01/07/2009
Contract end date	

18/19 Contracted general activity (UDA)	10,000
Carry forward general activity (UDA)	0
18/19 Contracted orthodontic activity (UOA)	0
Carry forward orthodontic activity (UOA)	0
Baseline contract value	£235,925.90

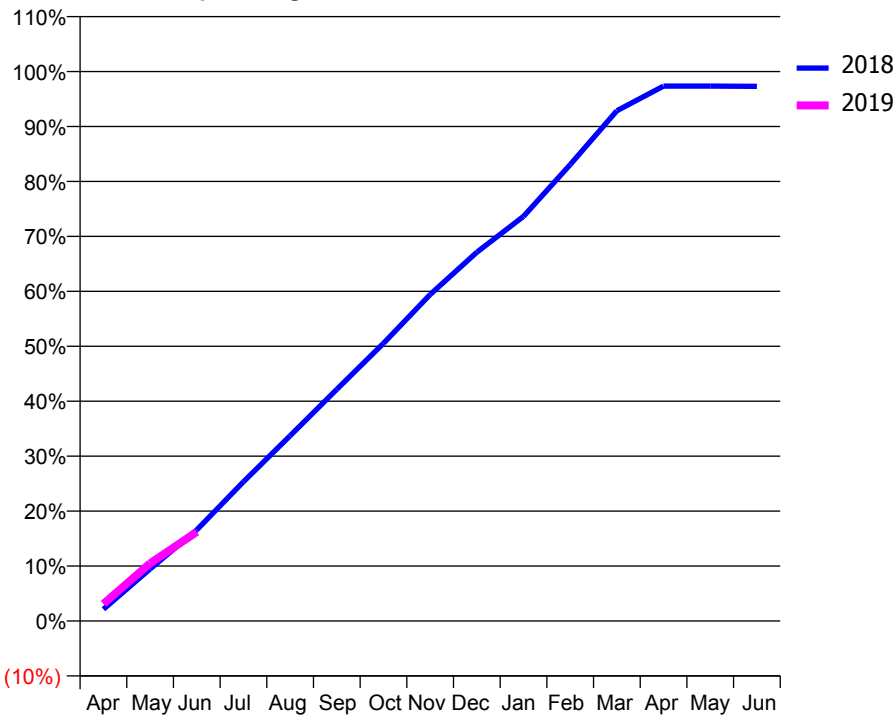
ACCESS*

Patients seen in 24 months	Total	Change since previous quarter
Quarter ending June 2017	4,191	
Quarter ending September 2017	4,170	→
Quarter ending December 2017	4,174	→
Quarter ending March 2018	4,205	→
Quarter ending June 2018	4,199	→
Variance since June 2017	0.2%	→



ACTIVITY

Cumulative percentage of contracted UDA delivered 2018 & 2019



Month	Adjusted Scheduled Activity (UDA)	
	2018	2019
April	215	313
May	948	1,050
June	1,659	1,623
July	2,535	
August	3,372	
September	4,216	
October	5,054	
November	5,941	
December	6,711	
January	7,364	
February	8,306	
March	9,287	
April	9,735	
May	9,735	
June	9,731	

QUALITY

	Quantity	Base Number	Contract	AT	Region	England
% of FP17s for the same patient ID Re-attending within 3 months - Children	32	325	9.8%	11.0%	11.0%	11.5%
% of FP17s for the same patient ID Re-attending within 3 months - Adults	126	715	17.6%	14.8%	15.3%	15.4%
% of FP17s for the same patient ID Re-attending between 3 & 9 months - Children	155	325	47.7%	59.0%	61.2%	58.9%
% of FP17s for the same patient ID Re-attending between 3 & 9 months - Adults	247	715	34.5%	49.5%	52.9%	51.6%
% of FP17s for Band 1 Urgent Courses	101	716	14.1%	9.7%	9.4%	8.9%
% of FP17s Relating to Free Repair or Replacements	3	716	0.4%	0.7%	0.7%	0.8%
% of FP17s Relating to Continuations	4	716	0.6%	0.7%	0.9%	0.9%
% of Patients satisfied with the dentistry they have received	1	1	N/A	94.8%	93.6%	93.2%
% of Patients satisfied with the time they had to wait for an appointment	0	1	N/A	88.9%	88.8%	88.8%

* This is based on patients treated on this contract for their most recent course of treatment. Figures in italics indicate the base number of FP17s or Patient Questionnaire responses are less than 100. N/A is shown where the base number of responses is less than 10 during the period. % is calculated as Quantity/Base number*100

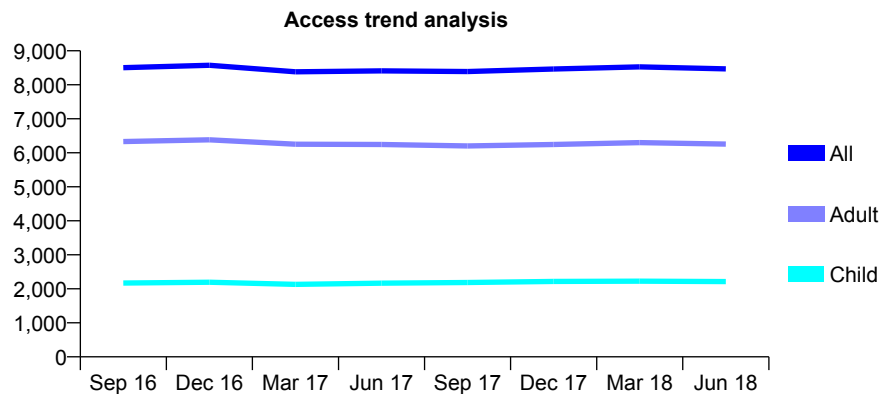
Q69 - Vital Signs At a Glance Contract Report for 101370/0073 - June 2018

Name or company name	Petrie Tucker & Partners Ltd
Contract type name	GDS Contract
Purpose of contract	General
Contract start date	01/08/2006
Contract end date	

18/19 Contracted general activity (UDA)	22,500
Carry forward general activity (UDA)	0
18/19 Contracted orthodontic activity (UOA)	0
Carry forward orthodontic activity (UOA)	0
Baseline contract value	£597,462.02

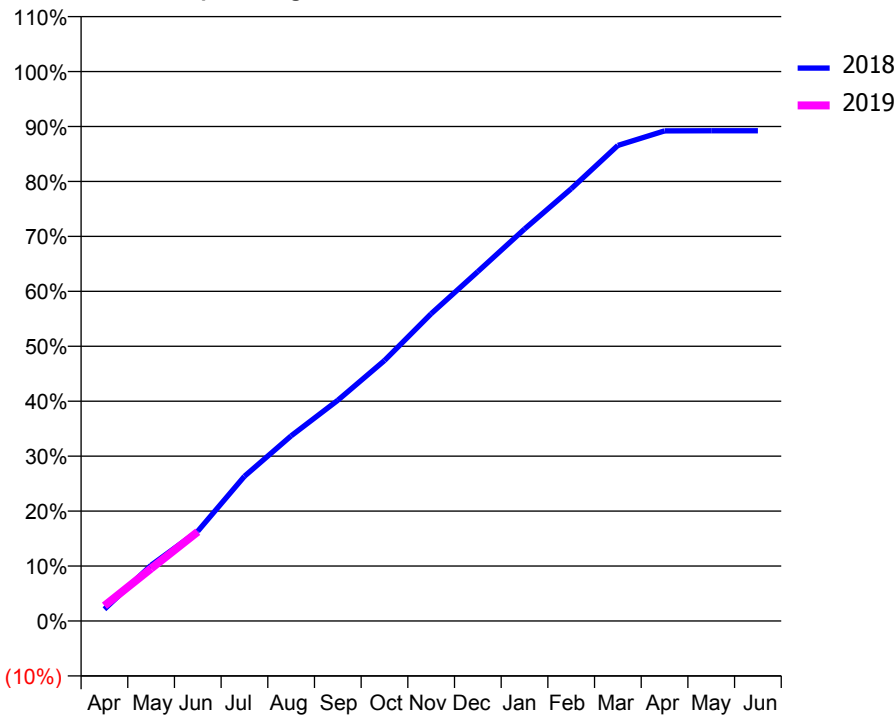
ACCESS*

Patients seen in 24 months	Total	Change since previous quarter
Quarter ending June 2017	8,410	
Quarter ending September 2017	8,389	→
Quarter ending December 2017	8,464	→
Quarter ending March 2018	8,527	→
Quarter ending June 2018	8,470	→
Variance since June 2017	0.7%	→



ACTIVITY

Cumulative percentage of contracted UDA delivered 2018 & 2019



Month	Adjusted Scheduled Activity (UDA)	
	2018	2019
April	481	626
May	2,283	2,149
June	3,680	3,656
July	5,925	
August	7,582	
September	9,042	
October	10,665	
November	12,583	
December	14,309	
January	16,050	
February	17,698	
March	19,473	
April	20,071	
May	20,072	
June	20,072	

QUALITY

	Quantity	Base Number	Contract	AT	Region	England
% of FP17s for the same patient ID Re-attending within 3 months - Children	28	693	4.0%	11.0%	11.0%	11.5%
% of FP17s for the same patient ID Re-attending within 3 months - Adults	158	1,571	10.1%	14.8%	15.3%	15.4%
% of FP17s for the same patient ID Re-attending between 3 & 9 months - Children	374	693	54.0%	59.0%	61.2%	58.9%
% of FP17s for the same patient ID Re-attending between 3 & 9 months - Adults	663	1,571	42.2%	49.5%	52.9%	51.6%
% of FP17s for Band 1 Urgent Courses	111	1,958	5.7%	9.7%	9.4%	8.9%
% of FP17s Relating to Free Repair or Replacements	7	1,958	0.4%	0.7%	0.7%	0.8%
% of FP17s Relating to Continuations	24	1,958	1.2%	0.7%	0.9%	0.9%
% of Patients satisfied with the dentistry they have received	11	11	100.0%	94.8%	93.6%	93.2%
% of Patients satisfied with the time they had to wait for an appointment	10	11	90.9%	88.9%	88.8%	88.8%

* This is based on patients treated on this contract for their most recent course of treatment. Figures in italics indicate the base number of FP17s or Patient Questionnaire responses are less than 100. N/A is shown where the base number of responses is less than 10 during the period. % is calculated as Quantity/Base number*100

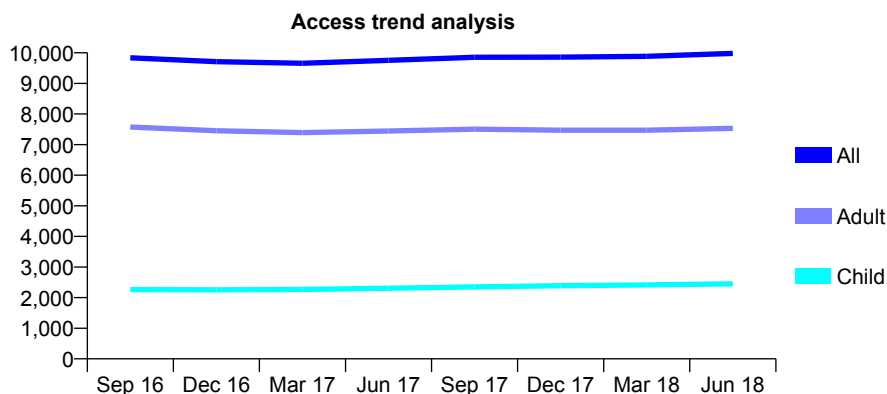
Q69 - Vital Signs At a Glance Contract Report for 101435/0014 - June 2018

Name or company name	IDH Limited
Contract type name	GDS Contract
Purpose of contract	General
Contract start date	01/04/2006
Contract end date	

18/19 Contracted general activity (UDA)	32,539
Carry forward general activity (UDA)	0
18/19 Contracted orthodontic activity (UOA)	0
Carry forward orthodontic activity (UOA)	0
Baseline contract value	£726,976.25

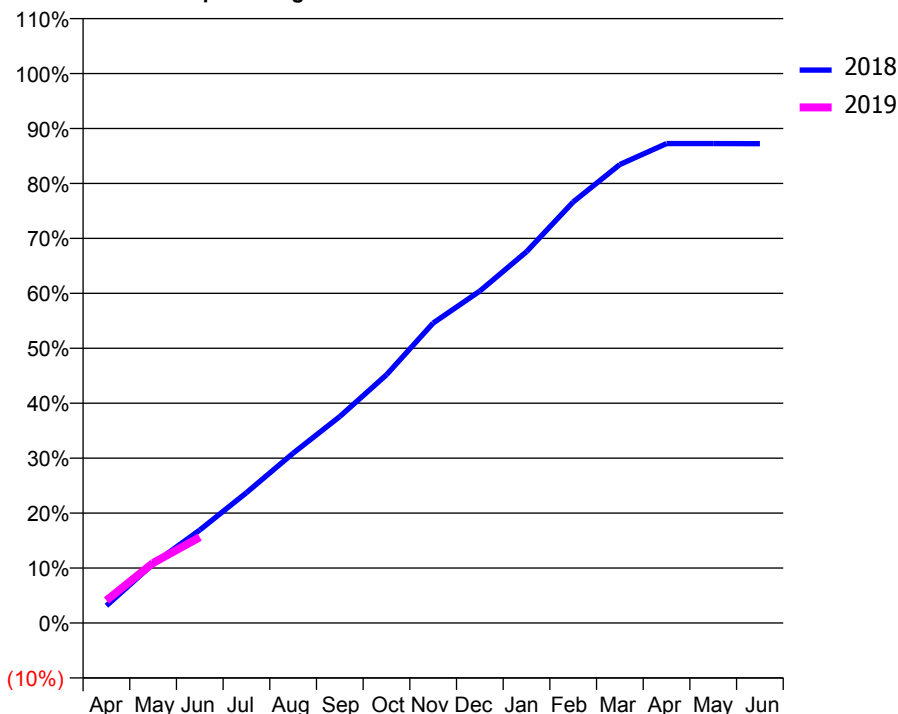
ACCESS*

Patients seen in 24 months	Total	Change since previous quarter
Quarter ending June 2017	9,754	
Quarter ending September 2017	9,855	→
Quarter ending December 2017	9,859	→
Quarter ending March 2018	9,885	→
Quarter ending June 2018	9,982	→
Variance since June 2017	2.3%	↑



ACTIVITY

Cumulative percentage of contracted UDA delivered 2018 & 2019



Adjusted Scheduled Activity (UDA)

Month	2018	2019
April	1,021	1,336
May	3,500	3,560
June	5,504	5,081
July	7,716	
August	10,059	
September	12,231	
October	14,698	
November	17,764	
December	19,659	
January	21,984	
February	24,931	
March	27,152	
April	28,395	
May	28,388	
June	28,384	

QUALITY

	Quantity	Base Number	Contract	AT	Region	England
% of FP17s for the same patient ID Re-attending within 3 months - Children	52	768	6.8%	11.0%	11.0%	11.5%
% of FP17s for the same patient ID Re-attending within 3 months - Adults	182	1,863	9.8%	14.8%	15.3%	15.4%
% of FP17s for the same patient ID Re-attending between 3 & 9 months - Children	403	768	52.5%	59.0%	61.2%	58.9%
% of FP17s for the same patient ID Re-attending between 3 & 9 months - Adults	783	1,863	42.0%	49.5%	52.9%	51.6%
% of FP17s for Band 1 Urgent Courses	108	2,156	5.0%	9.7%	9.4%	8.9%
% of FP17s Relating to Free Repair or Replacements	8	2,156	0.4%	0.7%	0.7%	0.8%
% of FP17s Relating to Continuations	35	2,156	1.6%	0.7%	0.9%	0.9%
% of Patients satisfied with the dentistry they have received	17	17	100.0%	94.8%	93.6%	93.2%
% of Patients satisfied with the time they had to wait for an appointment	16	17	94.1%	88.9%	88.8%	88.8%

* This is based on patients treated on this contract for their most recent course of treatment. Figures in italics indicate the base number of FP17s or Patient Questionnaire responses are less than 100. N/A is shown where the base number of responses is less than 10 during the period. % is calculated as Quantity/Base number*100

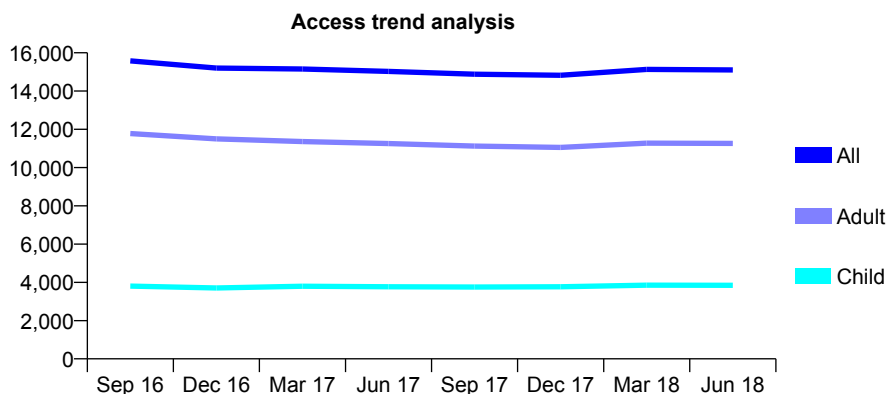
Q69 - Vital Signs At a Glance Contract Report for 101435/0035 - June 2018

Name or company name	IDH Limited
Contract type name	GDS Contract
Purpose of contract	General
Contract start date	01/04/2006
Contract end date	

18/19 Contracted general activity (UDA)	35,138
Carry forward general activity (UDA)	0
18/19 Contracted orthodontic activity (UOA)	0
Carry forward orthodontic activity (UOA)	0
Baseline contract value	£771,606.07

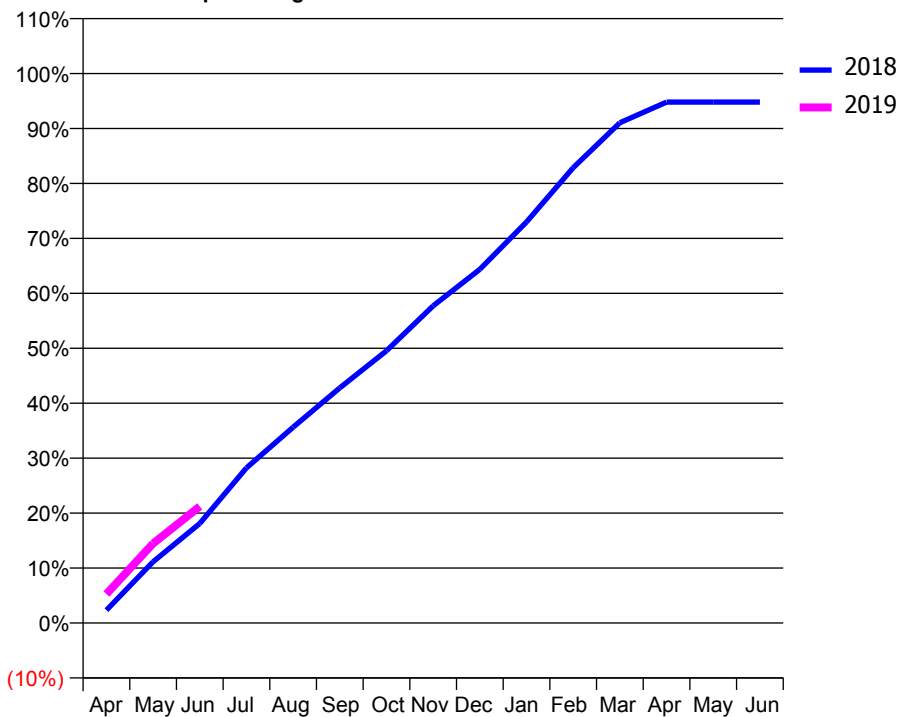
ACCESS*

Patients seen in 24 months	Total	Change since previous quarter
Quarter ending June 2017	15,028	
Quarter ending September 2017	14,882	→
Quarter ending December 2017	14,823	→
Quarter ending March 2018	15,132	↑
Quarter ending June 2018	15,104	→
Variance since June 2017	0.5%	→



ACTIVITY

Cumulative percentage of contracted UDA delivered 2018 & 2019



Month	Adjusted Scheduled Activity (UDA)	
	2018	2019
April	819	1,852
May	3,917	5,082
June	6,364	7,460
July	9,922	
August	12,522	
September	15,035	
October	17,407	
November	20,278	
December	22,615	
January	25,647	
February	29,112	
March	31,990	
April	33,307	
May	33,311	
June	33,307	

QUALITY

	Quantity	Base Number	Contract	AT	Region	England
% of FP17s for the same patient ID Re-attending within 3 months - Children	63	1,208	5.2%	11.0%	11.0%	11.5%
% of FP17s for the same patient ID Re-attending within 3 months - Adults	287	3,122	9.2%	14.8%	15.3%	15.4%
% of FP17s for the same patient ID Re-attending between 3 & 9 months - Children	595	1,208	49.3%	59.0%	61.2%	58.9%
% of FP17s for the same patient ID Re-attending between 3 & 9 months - Adults	1,352	3,122	43.3%	49.5%	52.9%	51.6%
% of FP17s for Band 1 Urgent Courses	273	3,689	7.4%	9.7%	9.4%	8.9%
% of FP17s Relating to Free Repair or Replacements	7	3,689	0.2%	0.7%	0.7%	0.8%
% of FP17s Relating to Continuations	36	3,689	1.0%	0.7%	0.9%	0.9%
% of Patients satisfied with the dentistry they have received	15	16	93.8%	94.8%	93.6%	93.2%
% of Patients satisfied with the time they had to wait for an appointment	15	16	93.8%	88.9%	88.8%	88.8%

* This is based on patients treated on this contract for their most recent course of treatment. Figures in italics indicate the base number of FP17s or Patient Questionnaire responses are less than 100. N/A is shown where the base number of responses is less than 10 during the period. % is calculated as Quantity/Base number*100

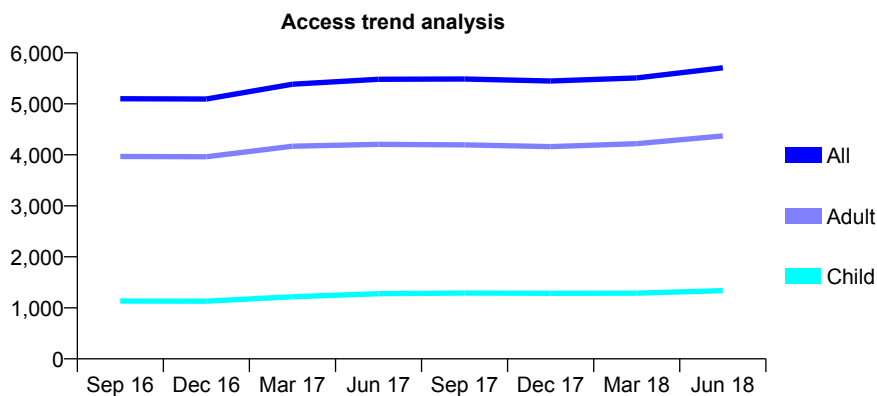
Q69 - Vital Signs At a Glance Contract Report for 101435/0054 - June 2018

Name or company name	IDH Limited
Contract type name	GDS Contract
Purpose of contract	General
Contract start date	01/12/2006
Contract end date	

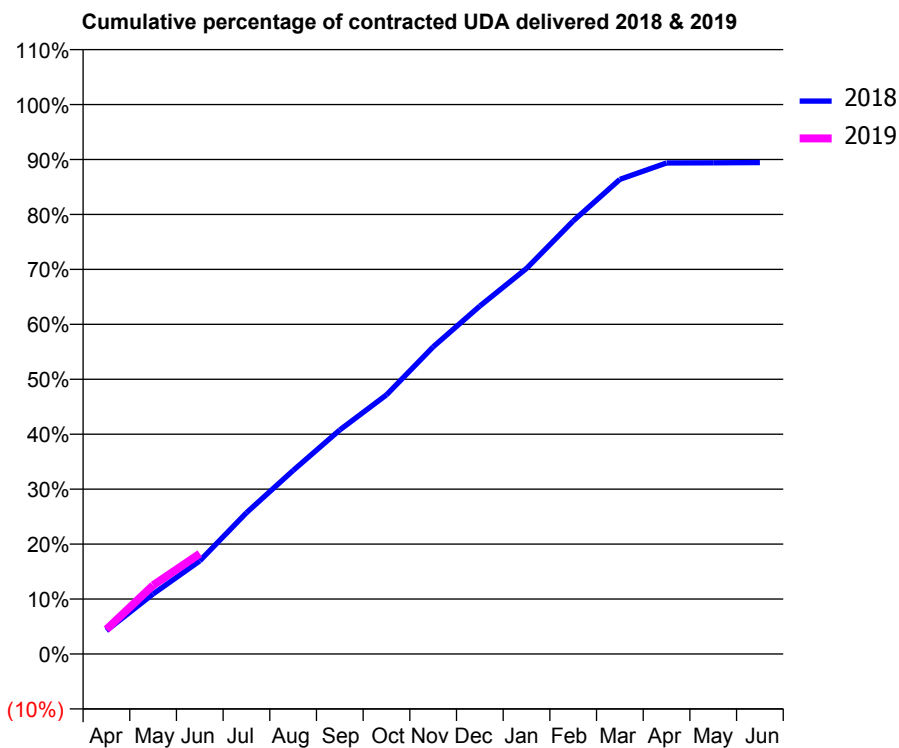
18/19 Contracted general activity (UDA)	13,010
Carry forward general activity (UDA)	0
18/19 Contracted orthodontic activity (UOA)	0
Carry forward orthodontic activity (UOA)	0
Baseline contract value	£326,078.22

ACCESS*

Patients seen in 24 months	Total	Change since previous quarter
Quarter ending June 2017	5,481	
Quarter ending September 2017	5,486	→
Quarter ending December 2017	5,446	→
Quarter ending March 2018	5,507	→
Quarter ending June 2018	5,707	↑
Variance since June 2017	4.1%	↑



ACTIVITY



Month	Adjusted Scheduled Activity (UDA)	
	2018	2019
April	554	582
May	1,423	1,629
June	2,207	2,375
July	3,345	
August	4,346	
September	5,306	
October	6,134	
November	7,274	
December	8,239	
January	9,127	
February	10,253	
March	11,238	
April	11,625	
May	11,629	
June	11,637	

QUALITY

	Quantity	Base Number	Contract	AT	Region	England
% of FP17s for the same patient ID Re-attending within 3 months - Children	15	410	3.7%	11.0%	11.0%	11.5%
% of FP17s for the same patient ID Re-attending within 3 months - Adults	97	1,225	7.9%	14.8%	15.3%	15.4%
% of FP17s for the same patient ID Re-attending between 3 & 9 months - Children	194	410	47.3%	59.0%	61.2%	58.9%
% of FP17s for the same patient ID Re-attending between 3 & 9 months - Adults	567	1,225	46.3%	49.5%	52.9%	51.6%
% of FP17s for Band 1 Urgent Courses	109	1,407	7.7%	9.7%	9.4%	8.9%
% of FP17s Relating to Free Repair or Replacements	4	1,407	0.3%	0.7%	0.7%	0.8%
% of FP17s Relating to Continuations	10	1,407	0.7%	0.7%	0.9%	0.9%
% of Patients satisfied with the dentistry they have received	5	5	N/A	94.8%	93.6%	93.2%
% of Patients satisfied with the time they had to wait for an appointment	5	5	N/A	88.9%	88.8%	88.8%

* This is based on patients treated on this contract for their most recent course of treatment. Figures in italics indicate the base number of FP17s or Patient Questionnaire responses are less than 100. N/A is shown where the base number of responses is less than 10 during the period. % is calculated as Quantity/Base number*100

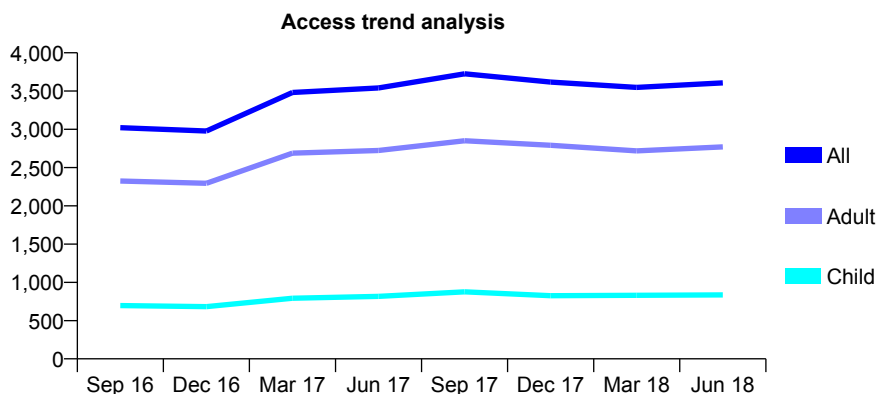
Q69 - Vital Signs At a Glance Contract Report for 101435/0109 - June 2018

Name or company name	IDH Limited
Contract type name	GDS Contract
Purpose of contract	General
Contract start date	01/07/2008
Contract end date	

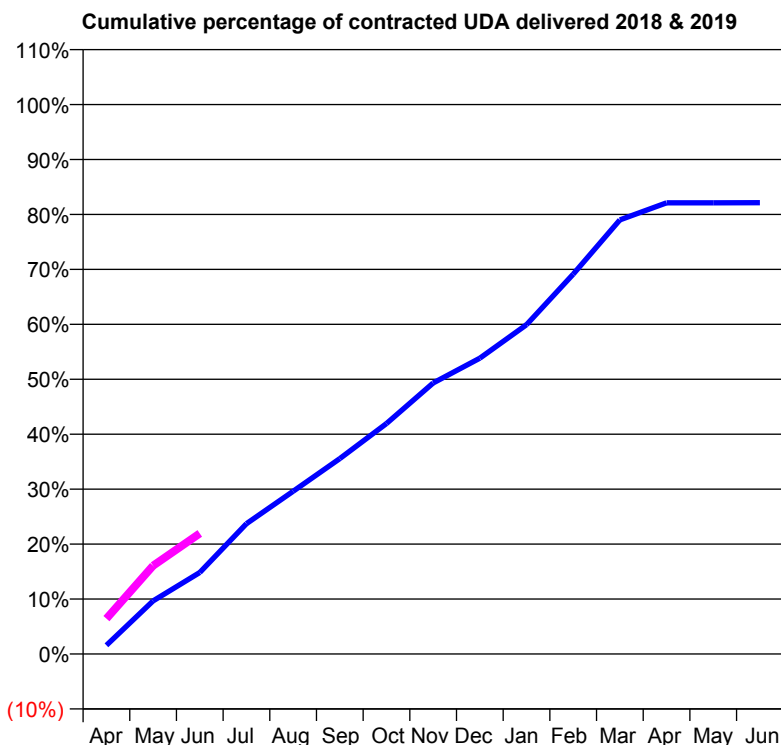
18/19 Contracted general activity (UDA)	10,590
Carry forward general activity (UDA)	0
18/19 Contracted orthodontic activity (UOA)	0
Carry forward orthodontic activity (UOA)	0
Baseline contract value	£250,006.07

ACCESS*

Patients seen in 24 months	Total	Change since previous quarter
Quarter ending June 2017	3,540	
Quarter ending September 2017	3,726	↑
Quarter ending December 2017	3,618	↓
Quarter ending March 2018	3,548	↓
Quarter ending June 2018	3,607	→
Variance since June 2017	1.9%	→



ACTIVITY



Month	Adjusted Scheduled Activity (UDA)	
	2018	2019
April	167	682
May	1,025	1,704
June	1,572	2,324
July	2,511	
August	3,137	
September	3,765	
October	4,442	
November	5,223	
December	5,702	
January	6,346	
February	7,320	
March	8,366	
April	8,696	
May	8,696	
June	8,697	

QUALITY

	Quantity	Base Number	Contract	AT	Region	England
% of FP17s for the same patient ID Re-attending within 3 months - Children	13	283	4.6%	11.0%	11.0%	11.5%
% of FP17s for the same patient ID Re-attending within 3 months - Adults	86	772	11.1%	14.8%	15.3%	15.4%
% of FP17s for the same patient ID Re-attending between 3 & 9 months - Children	104	283	36.7%	59.0%	61.2%	58.9%
% of FP17s for the same patient ID Re-attending between 3 & 9 months - Adults	190	772	24.6%	49.5%	52.9%	51.6%
% of FP17s for Band 1 Urgent Courses	77	889	8.7%	9.7%	9.4%	8.9%
% of FP17s Relating to Free Repair or Replacements	4	889	0.4%	0.7%	0.7%	0.8%
% of FP17s Relating to Continuations	11	889	1.2%	0.7%	0.9%	0.9%
% of Patients satisfied with the dentistry they have received	3	4	N/A	94.8%	93.6%	93.2%
% of Patients satisfied with the time they had to wait for an appointment	2	4	N/A	88.9%	88.8%	88.8%

* This is based on patients treated on this contract for their most recent course of treatment. Figures in italics indicate the base number of FP17s or Patient Questionnaire responses are less than 100. N/A is shown where the base number of responses is less than 10 during the period. % is calculated as Quantity/Base number*100

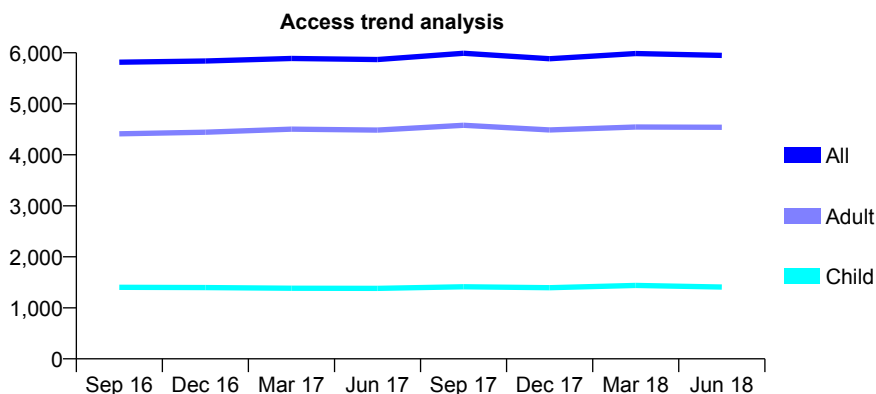
Q69 - Vital Signs At a Glance Contract Report for 102504/0001 - June 2018

Name or company name	Chess House (UK) Limited
Contract type name	GDS Contract
Purpose of contract	General
Contract start date	01/05/2010
Contract end date	

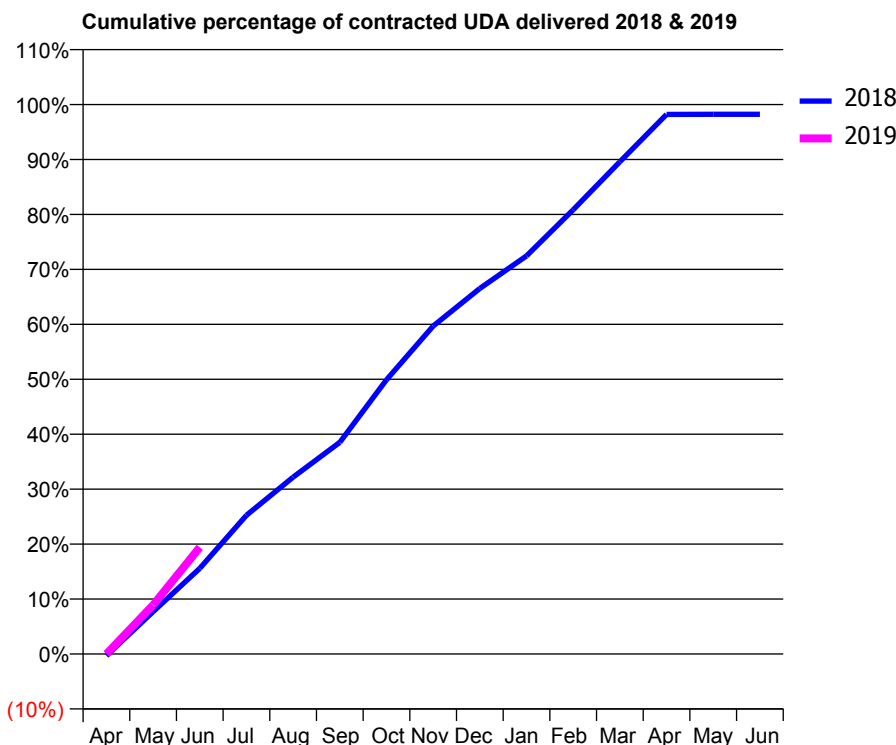
18/19 Contracted general activity (UDA)	15,018
Carry forward general activity (UDA)	0
18/19 Contracted orthodontic activity (UOA)	0
Carry forward orthodontic activity (UOA)	0
Baseline contract value	£344,041.41

ACCESS*

Patients seen in 24 months	Total	Change since previous quarter
Quarter ending June 2017	5,867	
Quarter ending September 2017	5,992	↑
Quarter ending December 2017	5,883	↓
Quarter ending March 2018	5,985	→
Quarter ending June 2018	5,949	→
Variance since June 2017	1.4%	→



ACTIVITY



Month	Adjusted Scheduled Activity (UDA)	
	2018	2019
April	-50	0
May	1,203	1,338
June	2,436	2,918
July	3,943	
August	5,028	
September	6,018	
October	7,794	
November	9,324	
December	10,392	
January	11,315	
February	12,627	
March	13,991	
April	15,337	
May	15,341	
June	15,340	

QUALITY

	Quantity	Base Number	Contract	AT	Region	England
% of FP17s for the same patient ID Re-attending within 3 months - Children	44	493	8.9%	11.0%	11.0%	11.5%
% of FP17s for the same patient ID Re-attending within 3 months - Adults	297	1,781	16.7%	14.8%	15.3%	15.4%
% of FP17s for the same patient ID Re-attending between 3 & 9 months - Children	256	493	51.9%	59.0%	61.2%	58.9%
% of FP17s for the same patient ID Re-attending between 3 & 9 months - Adults	901	1,781	50.6%	49.5%	52.9%	51.6%
% of FP17s for Band 1 Urgent Courses	202	1,562	12.9%	9.7%	9.4%	8.9%
% of FP17s Relating to Free Repair or Replacements	5	1,562	0.3%	0.7%	0.7%	0.8%
% of FP17s Relating to Continuations	15	1,562	1.0%	0.7%	0.9%	0.9%
% of Patients satisfied with the dentistry they have received	8	9	N/A	94.8%	93.6%	93.2%
% of Patients satisfied with the time they had to wait for an appointment	8	9	N/A	88.9%	88.8%	88.8%

* This is based on patients treated on this contract for their most recent course of treatment. Figures in italics indicate the base number of FP17s or Patient Questionnaire responses are less than 100. N/A is shown where the base number of responses is less than 10 during the period. % is calculated as Quantity/Base number*100

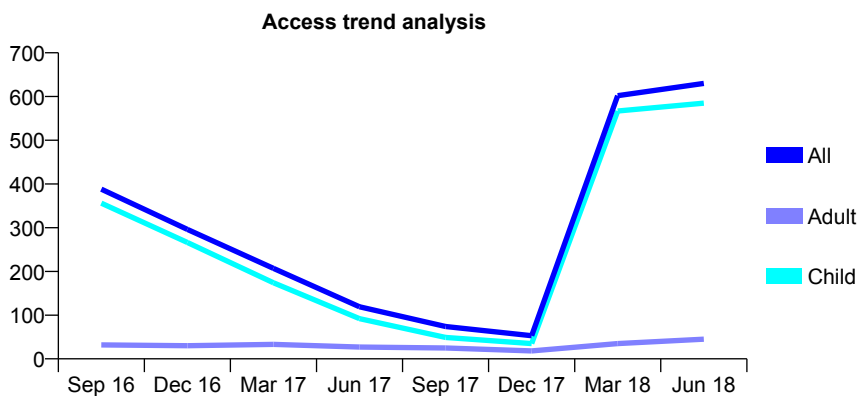
Q69 - Vital Signs At a Glance Contract Report for 103284/0001 - June 2018

Name or company name	Grove Green Dental Surgery
Contract type name	GDS Contract
Purpose of contract	General
Contract start date	01/07/2011
Contract end date	

18/19 Contracted general activity (UDA)	1,277
Carry forward general activity (UDA)	0
18/19 Contracted orthodontic activity (UOA)	0
Carry forward orthodontic activity (UOA)	0
Baseline contract value	£30,538.03

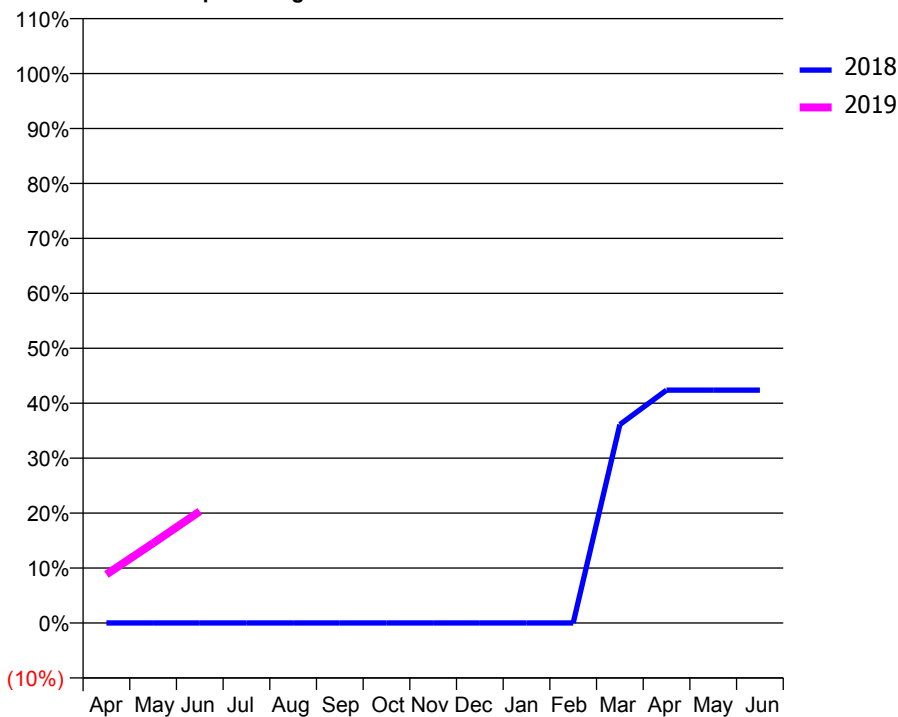
ACCESS*

Patients seen in 24 months	Total	Change since previous quarter
Quarter ending June 2017	119	
Quarter ending September 2017	74	↓
Quarter ending December 2017	53	↓
Quarter ending March 2018	602	↑
Quarter ending June 2018	630	↑
Variance since June 2017	429.4%	↑



ACTIVITY

Cumulative percentage of contracted UDA delivered 2018 & 2019



Month	Adjusted Scheduled Activity (UDA)	
	2018	2019
April	0	113
May	0	185
June	0	259
July	0	
August	0	
September	0	
October	0	
November	0	
December	0	
January	0	
February	0	
March	461	
April	541	
May	541	
June	541	

QUALITY

	Quantity	Base Number	Contract	AT	Region	England
% of FP17s for the same patient ID Re-attending within 3 months - Children	14	215	6.5%	11.0%	11.0%	11.5%
% of FP17s for the same patient ID Re-attending within 3 months - Adults	1	7	14.3%	14.8%	15.3%	15.4%
% of FP17s for the same patient ID Re-attending between 3 & 9 months - Children	31	215	14.4%	59.0%	61.2%	58.9%
% of FP17s for the same patient ID Re-attending between 3 & 9 months - Adults	1	7	14.3%	49.5%	52.9%	51.6%
% of FP17s for Band 1 Urgent Courses	2	176	1.1%	9.7%	9.4%	8.9%
% of FP17s Relating to Free Repair or Replacements	0	176	0.0%	0.7%	0.7%	0.8%
% of FP17s Relating to Continuations	0	176	0.0%	0.7%	0.9%	0.9%
% of Patients satisfied with the dentistry they have received	0	0	N/A	94.8%	93.6%	93.2%
% of Patients satisfied with the time they had to wait for an appointment	0	0	N/A	88.9%	88.8%	88.8%

* This is based on patients treated on this contract for their most recent course of treatment. Figures in italics indicate the base number of FP17s or Patient Questionnaire responses are less than 100. N/A is shown where the base number of responses is less than 10 during the period. % is calculated as Quantity/Base number*100

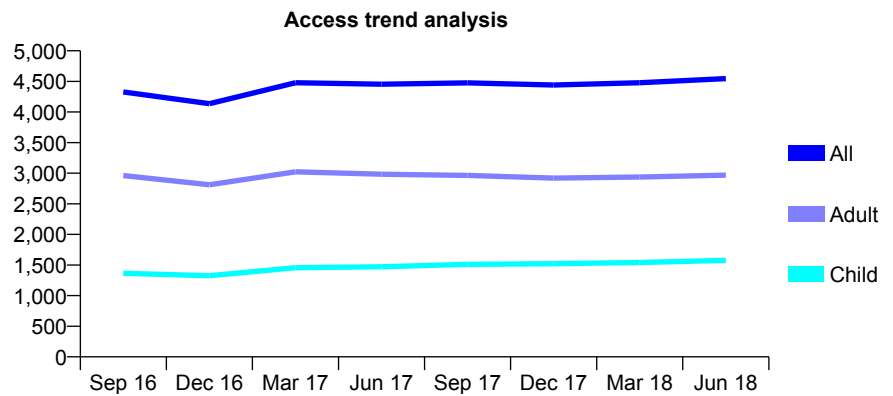
Q69 - Vital Signs At a Glance Contract Report for 103624/0001 - June 2018

Name or company name	CASTLE HILL DENTAL CARE LTD
Contract type name	GDS Contract
Purpose of contract	General
Contract start date	01/08/2012
Contract end date	

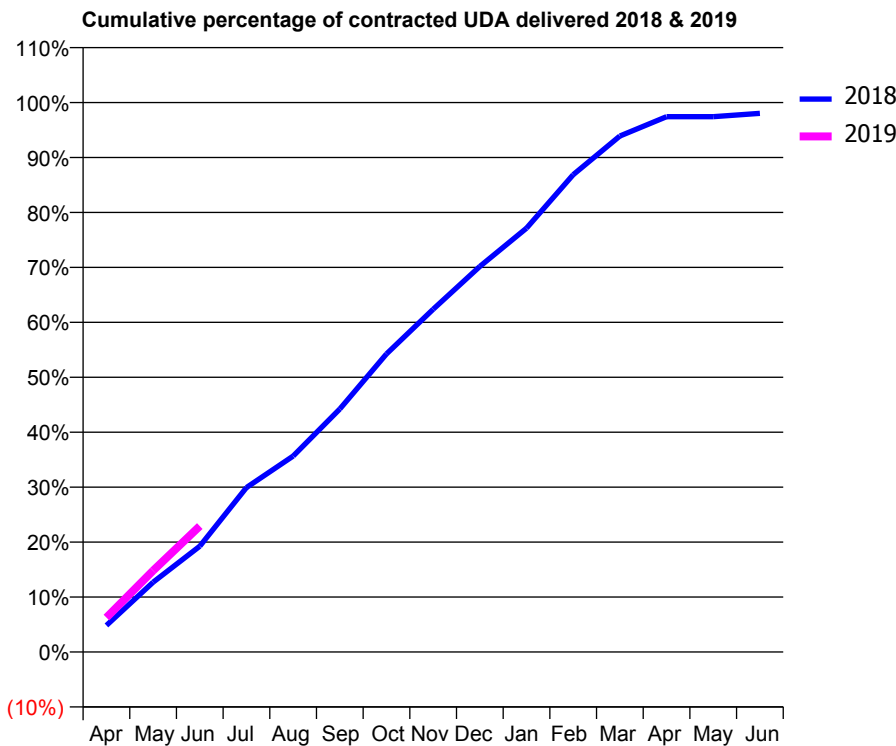
18/19 Contracted general activity (UDA)	8,250
Carry forward general activity (UDA)	0
18/19 Contracted orthodontic activity (UOA)	0
Carry forward orthodontic activity (UOA)	0
Baseline contract value	£196,785.03

ACCESS*

Patients seen in 24 months	Total	Change since previous quarter
Quarter ending June 2017	4,455	
Quarter ending September 2017	4,476	→
Quarter ending December 2017	4,441	→
Quarter ending March 2018	4,479	→
Quarter ending June 2018	4,545	→
Variance since June 2017	2.0%	↑



ACTIVITY



Month	Adjusted Scheduled Activity (UDA)	
	2018	2019
April	440	517
May	1,153	1,223
June	1,748	1,890
July	2,716	
August	3,236	
September	4,013	
October	4,924	
November	5,661	
December	6,367	
January	7,000	
February	7,882	
March	8,521	
April	8,840	
May	8,840	
June	8,896	

QUALITY

	Quantity	Base Number	Contract	AT	Region	England
% of FP17s for the same patient ID Re-attending within 3 months - Children	30	512	5.9%	11.0%	11.0%	11.5%
% of FP17s for the same patient ID Re-attending within 3 months - Adults	135	879	15.4%	14.8%	15.3%	15.4%
% of FP17s for the same patient ID Re-attending between 3 & 9 months - Children	216	512	42.2%	59.0%	61.2%	58.9%
% of FP17s for the same patient ID Re-attending between 3 & 9 months - Adults	303	879	34.5%	49.5%	52.9%	51.6%
% of FP17s for Band 1 Urgent Courses	105	1,095	9.6%	9.7%	9.4%	8.9%
% of FP17s Relating to Free Repair or Replacements	6	1,095	0.5%	0.7%	0.7%	0.8%
% of FP17s Relating to Continuations	7	1,095	0.6%	0.7%	0.9%	0.9%
% of Patients satisfied with the dentistry they have received	3	4	N/A	94.8%	93.6%	93.2%
% of Patients satisfied with the time they had to wait for an appointment	2	4	N/A	88.9%	88.8%	88.8%

* This is based on patients treated on this contract for their most recent course of treatment. Figures in italics indicate the base number of FP17s or Patient Questionnaire responses are less than 100. N/A is shown where the base number of responses is less than 10 during the period. % is calculated as Quantity/Base number*100

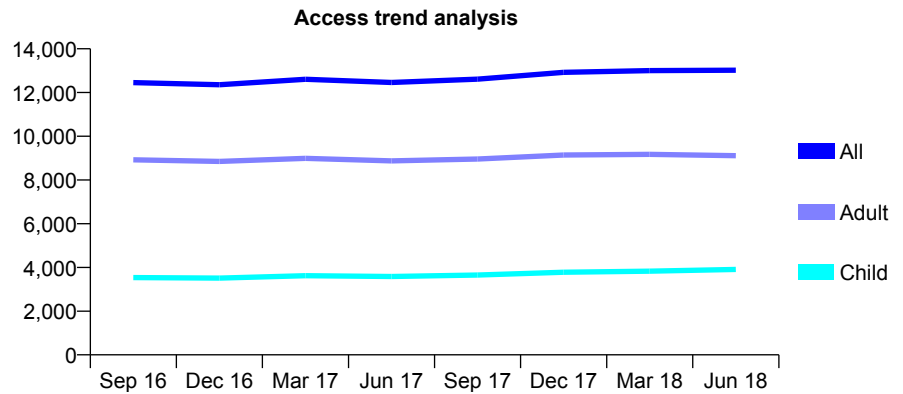
Q69 - Vital Signs At a Glance Contract Report for 104280/0001 - June 2018

Name or company name	BUSBY HOUSE DENTAL LTD
Contract type name	GDS Contract
Purpose of contract	General
Contract start date	01/10/2010
Contract end date	

18/19 Contracted general activity (UDA)	29,407
Carry forward general activity (UDA)	0
18/19 Contracted orthodontic activity (UOA)	0
Carry forward orthodontic activity (UOA)	0
Baseline contract value	£705,293.91

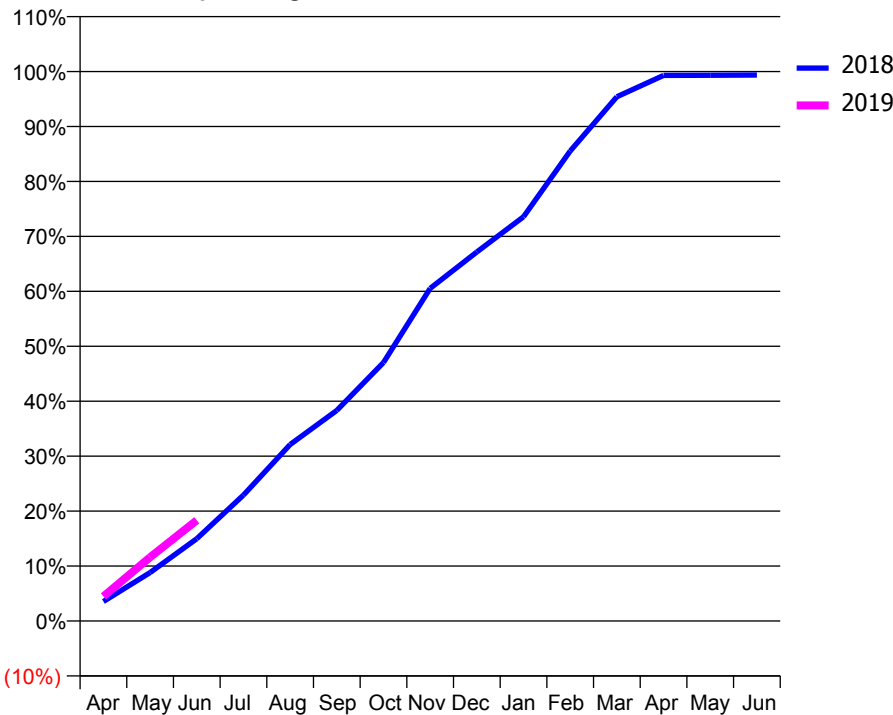
ACCESS*

Patients seen in 24 months	Total	Change since previous quarter
Quarter ending June 2017	12,457	
Quarter ending September 2017	12,612	→
Quarter ending December 2017	12,924	↑
Quarter ending March 2018	13,004	→
Quarter ending June 2018	13,022	→
Variance since June 2017	4.5%	↑



ACTIVITY

Cumulative percentage of contracted UDA delivered 2018 & 2019



Month	Adjusted Scheduled Activity (UDA)	
	2018	2019
April	1,047	1,316
May	2,597	3,413
June	4,408	5,392
July	6,741	
August	9,442	
September	11,274	
October	13,831	
November	17,803	
December	19,748	
January	21,630	
February	25,150	
March	28,055	
April	29,198	
May	29,205	
June	29,218	

QUALITY

	Quantity	Base Number	Contract	AT	Region	England
% of FP17s for the same patient ID Re-attending within 3 months - Children	94	1,403	6.7%	11.0%	11.0%	11.5%
% of FP17s for the same patient ID Re-attending within 3 months - Adults	523	2,841	18.4%	14.8%	15.3%	15.4%
% of FP17s for the same patient ID Re-attending between 3 & 9 months - Children	888	1,403	63.3%	59.0%	61.2%	58.9%
% of FP17s for the same patient ID Re-attending between 3 & 9 months - Adults	1,526	2,841	53.7%	49.5%	52.9%	51.6%
% of FP17s for Band 1 Urgent Courses	394	3,258	12.1%	9.7%	9.4%	8.9%
% of FP17s Relating to Free Repair or Replacements	23	3,258	0.7%	0.7%	0.7%	0.8%
% of FP17s Relating to Continuations	8	3,258	0.2%	0.7%	0.9%	0.9%
% of Patients satisfied with the dentistry they have received	8	8	N/A	94.8%	93.6%	93.2%
% of Patients satisfied with the time they had to wait for an appointment	8	8	N/A	88.9%	88.8%	88.8%

* This is based on patients treated on this contract for their most recent course of treatment. Figures in italics indicate the base number of FP17s or Patient Questionnaire responses are less than 100. N/A is shown where the base number of responses is less than 10 during the period. % is calculated as Quantity/Base number*100

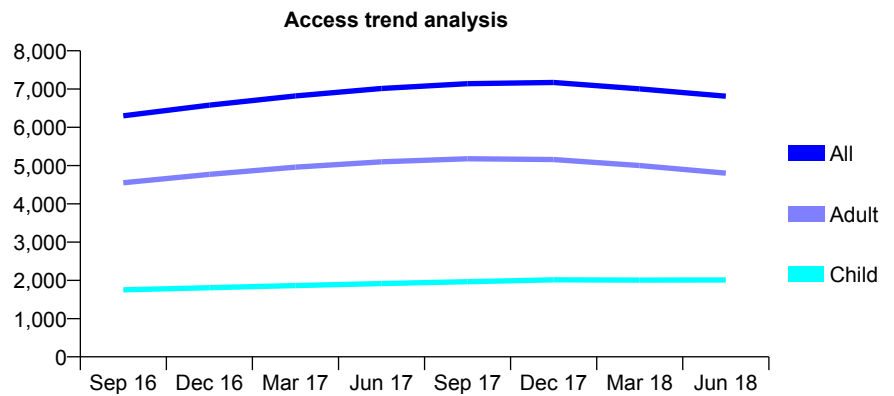
Q69 - Vital Signs At a Glance Contract Report for 104345/0001 - June 2018

Name or company name	Michael Fahami LTD
Contract type name	GDS Contract
Purpose of contract	General
Contract start date	01/08/2010
Contract end date	

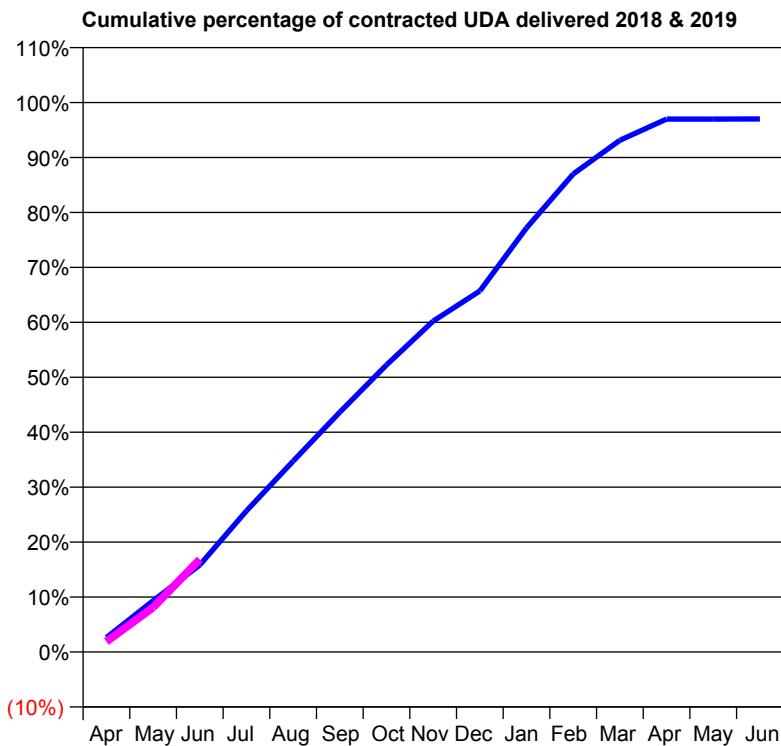
18/19 Contracted general activity (UDA)	14,000
Carry forward general activity (UDA)	0
18/19 Contracted orthodontic activity (UOA)	0
Carry forward orthodontic activity (UOA)	0
Baseline contract value	£342,250.18

ACCESS*

Patients seen in 24 months	Total	Change since previous quarter
Quarter ending June 2017	7,016	
Quarter ending September 2017	7,141	→
Quarter ending December 2017	7,171	→
Quarter ending March 2018	7,006	↓
Quarter ending June 2018	6,812	↓
Variance since June 2017	(2.9%)	↓



ACTIVITY



Adjusted Scheduled Activity (UDA)		
Month	2018	2019
April	407	266
May	1,437	1,136
June	2,440	2,359
July	3,954	
August	5,350	
September	6,722	
October	8,045	
November	9,275	
December	10,119	
January	11,888	
February	13,396	
March	14,340	
April	14,935	
May	14,934	
June	14,938	

QUALITY

	Quantity	Base Number	Contract	AT	Region	England
% of FP17s for the same patient ID Re-attending within 3 months - Children	41	714	5.7%	11.0%	11.0%	11.5%
% of FP17s for the same patient ID Re-attending within 3 months - Adults	139	1,271	10.9%	14.8%	15.3%	15.4%
% of FP17s for the same patient ID Re-attending between 3 & 9 months - Children	425	714	59.5%	59.0%	61.2%	58.9%
% of FP17s for the same patient ID Re-attending between 3 & 9 months - Adults	746	1,271	58.7%	49.5%	52.9%	51.6%
% of FP17s for Band 1 Urgent Courses	86	1,490	5.8%	9.7%	9.4%	8.9%
% of FP17s Relating to Free Repair or Replacements	3	1,490	0.2%	0.7%	0.7%	0.8%
% of FP17s Relating to Continuations	0	1,490	0.0%	0.7%	0.9%	0.9%
% of Patients satisfied with the dentistry they have received	5	5	N/A	94.8%	93.6%	93.2%
% of Patients satisfied with the time they had to wait for an appointment	4	5	N/A	88.9%	88.8%	88.8%

* This is based on patients treated on this contract for their most recent course of treatment. Figures in italics indicate the base number of FP17s or Patient Questionnaire responses are less than 100. N/A is shown where the base number of responses is less than 10 during the period. % is calculated as Quantity/Base number*100

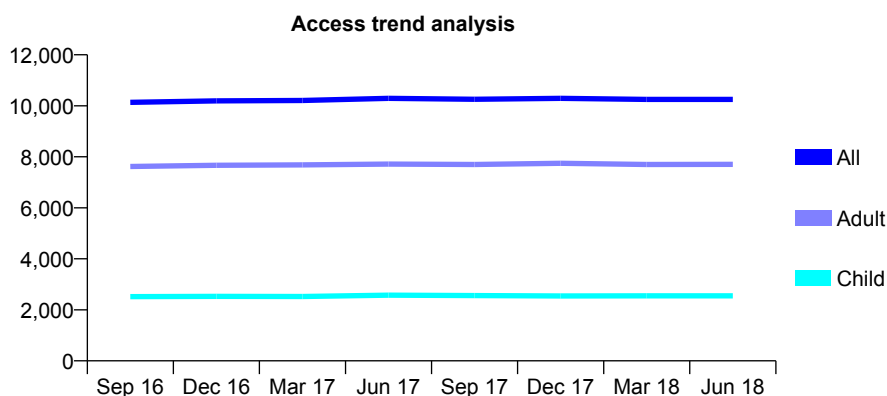
Q69 - Vital Signs At a Glance Contract Report for 105961/0001 - June 2018

Name or company name	Roundshill Dental Practice
Contract type name	GDS Contract
Purpose of contract	General
Contract start date	01/04/2006
Contract end date	

18/19 Contracted general activity (UDA)	22,935
Carry forward general activity (UDA)	0
18/19 Contracted orthodontic activity (UOA)	0
Carry forward orthodontic activity (UOA)	0
Baseline contract value	£586,285.42

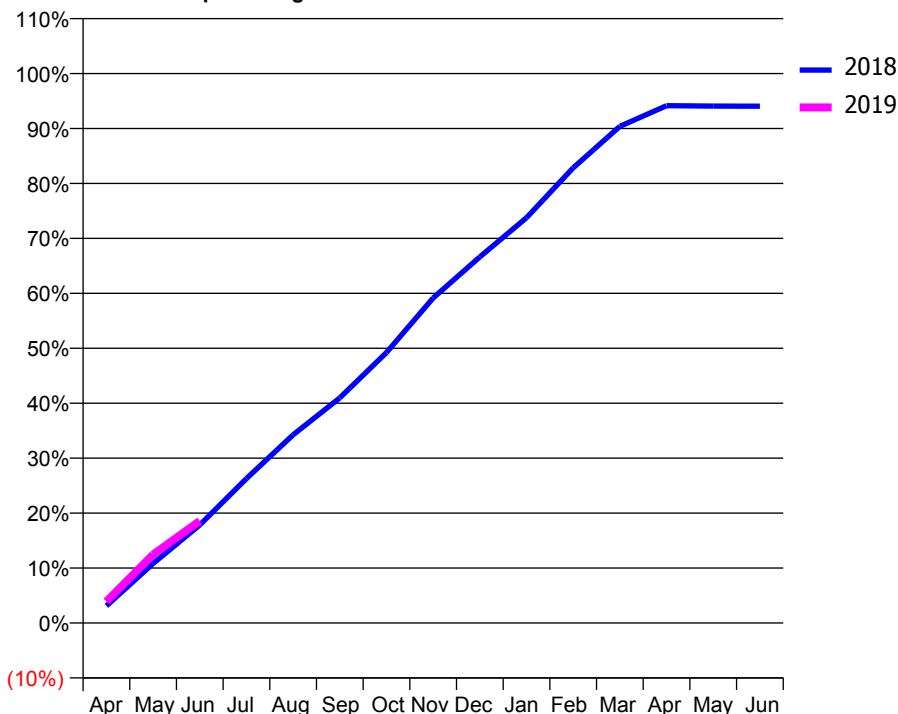
ACCESS*

Patients seen in 24 months	Total	Change since previous quarter
Quarter ending June 2017	10,291	
Quarter ending September 2017	10,257	→
Quarter ending December 2017	10,293	→
Quarter ending March 2018	10,250	→
Quarter ending June 2018	10,252	→
Variance since June 2017	(0.4%)	→



ACTIVITY

Cumulative percentage of contracted UDA delivered 2018 & 2019



Month	Adjusted Scheduled Activity (UDA)	
	2018	2019
April	716	900
May	2,486	2,855
June	4,095	4,259
July	6,030	
August	7,855	
September	9,400	
October	11,292	
November	13,564	
December	15,281	
January	16,917	
February	19,001	
March	20,728	
April	21,594	
May	21,574	
June	21,571	

QUALITY

	Quantity	Base Number	Contract	AT	Region	England
% of FP17s for the same patient ID Re-attending within 3 months - Children	44	818	5.4%	11.0%	11.0%	11.5%
% of FP17s for the same patient ID Re-attending within 3 months - Adults	246	2,329	10.6%	14.8%	15.3%	15.4%
% of FP17s for the same patient ID Re-attending between 3 & 9 months - Children	479	818	58.6%	59.0%	61.2%	58.9%
% of FP17s for the same patient ID Re-attending between 3 & 9 months - Adults	1,096	2,329	47.1%	49.5%	52.9%	51.6%
% of FP17s for Band 1 Urgent Courses	217	2,654	8.2%	9.7%	9.4%	8.9%
% of FP17s Relating to Free Repair or Replacements	23	2,654	0.9%	0.7%	0.7%	0.8%
% of FP17s Relating to Continuations	22	2,654	0.8%	0.7%	0.9%	0.9%
% of Patients satisfied with the dentistry they have received	19	20	95.0%	94.8%	93.6%	93.2%
% of Patients satisfied with the time they had to wait for an appointment	16	20	80.0%	88.9%	88.8%	88.8%

* This is based on patients treated on this contract for their most recent course of treatment. Figures in italics indicate the base number of FP17s or Patient Questionnaire responses are less than 100. N/A is shown where the base number of responses is less than 10 during the period. % is calculated as Quantity/Base number*100

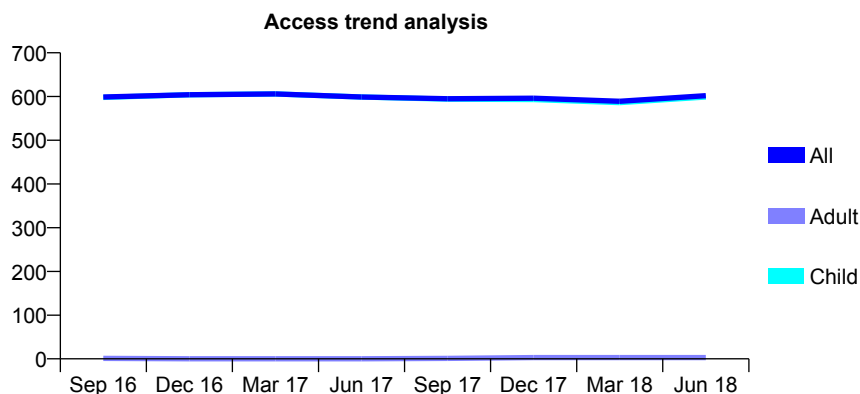
Q69 - Vital Signs At a Glance Contract Report for 108715/0001 - June 2018

Name or company name	Williams and Sanghera Dental Practice
Contract type name	GDS Contract
Purpose of contract	General
Contract start date	01/11/2014
Contract end date	

18/19 Contracted general activity (UDA)	1,425
Carry forward general activity (UDA)	0
18/19 Contracted orthodontic activity (UOA)	0
Carry forward orthodontic activity (UOA)	0
Baseline contract value	£25,937.22

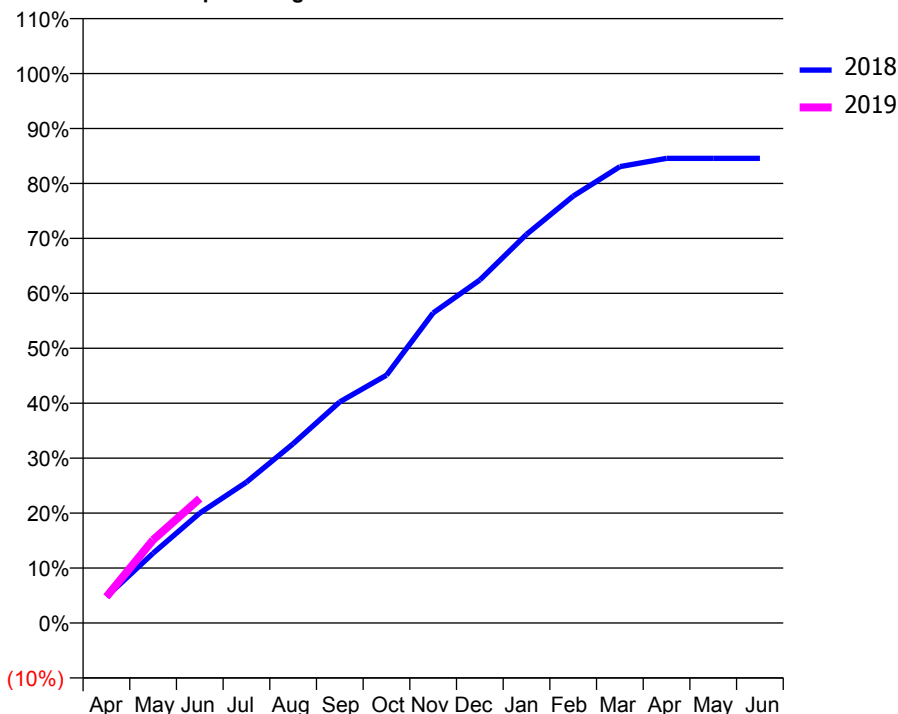
ACCESS*

Patients seen in 24 months	Total	Change since previous quarter
Quarter ending June 2017	599	
Quarter ending September 2017	595	→
Quarter ending December 2017	596	→
Quarter ending March 2018	589	↓
Quarter ending June 2018	602	↑
Variance since June 2017	0.5%	→



ACTIVITY

Cumulative percentage of contracted UDA delivered 2018 & 2019



Adjusted Scheduled Activity (UDA)

Month	2018	2019
April	68	68
May	181	216
June	285	323
July	365	
August	465	
September	573	
October	643	
November	804	
December	890	
January	1,008	
February	1,107	
March	1,184	
April	1,205	
May	1,205	
June	1,205	

QUALITY

	Quantity	Base Number	Contract	AT	Region	England
% of FP17s for the same patient ID Re-attending within 3 months - Children	10	258	3.9%	11.0%	11.0%	11.5%
% of FP17s for the same patient ID Re-attending within 3 months - Adults	0	0	N/A	14.8%	15.3%	15.4%
% of FP17s for the same patient ID Re-attending between 3 & 9 months - Children	203	258	78.7%	59.0%	61.2%	58.9%
% of FP17s for the same patient ID Re-attending between 3 & 9 months - Adults	0	0	N/A	49.5%	52.9%	51.6%
% of FP17s for Band 1 Urgent Courses	4	241	1.7%	9.7%	9.4%	8.9%
% of FP17s Relating to Free Repair or Replacements	0	241	0.0%	0.7%	0.7%	0.8%
% of FP17s Relating to Continuations	0	241	0.0%	0.7%	0.9%	0.9%
% of Patients satisfied with the dentistry they have received	0	0	N/A	94.8%	93.6%	93.2%
% of Patients satisfied with the time they had to wait for an appointment	0	0	N/A	88.9%	88.8%	88.8%

* This is based on patients treated on this contract for their most recent course of treatment. Figures in italics indicate the base number of FP17s or Patient Questionnaire responses are less than 100. N/A is shown where the base number of responses is less than 10 during the period. % is calculated as Quantity/Base number*100

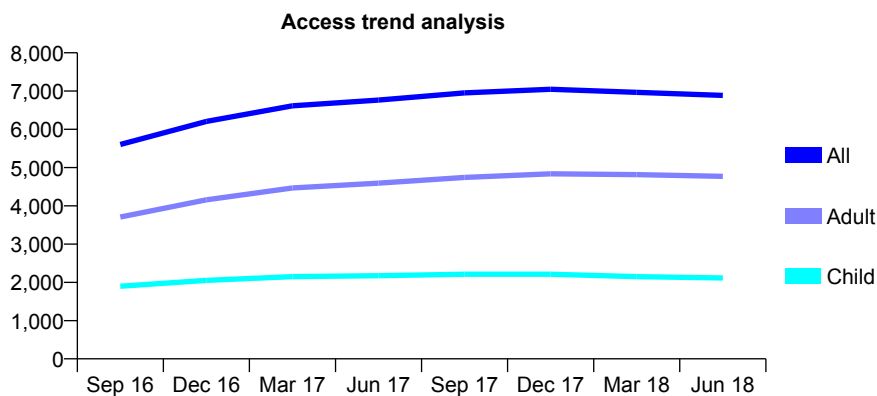
Q69 - Vital Signs At a Glance Contract Report for 111945/0001 - June 2018

Name or company name	Gloucester House Dental Practice
Contract type name	GDS Contract
Purpose of contract	General
Contract start date	01/02/2016
Contract end date	

18/19 Contracted general activity (UDA)	19,387
Carry forward general activity (UDA)	0
18/19 Contracted orthodontic activity (UOA)	0
Carry forward orthodontic activity (UOA)	0
Baseline contract value	£567,001.19

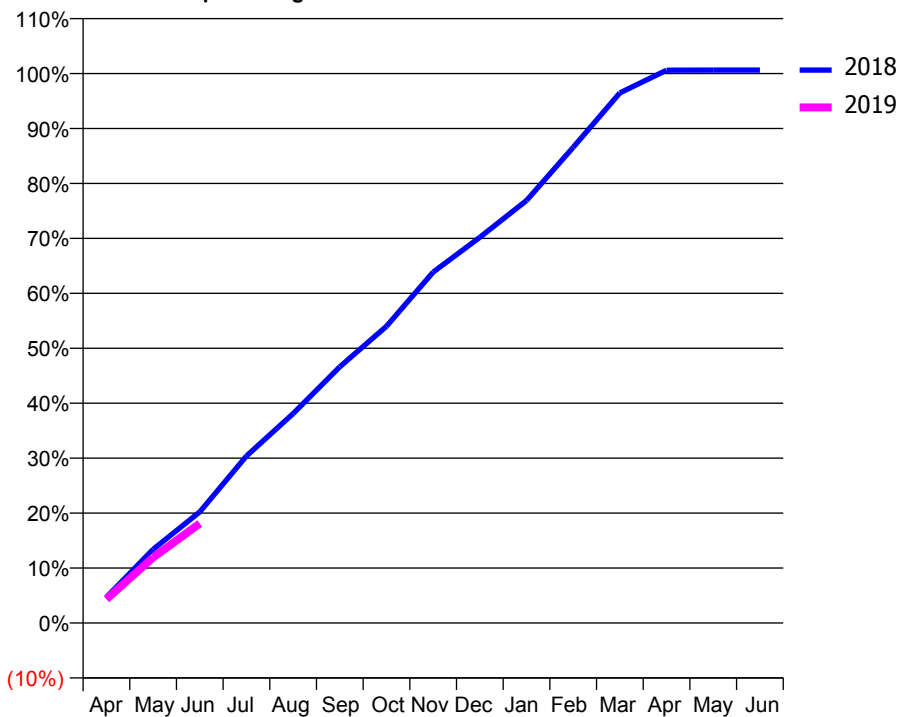
ACCESS*

Patients seen in 24 months	Total	Change since previous quarter
Quarter ending June 2017	6,764	
Quarter ending September 2017	6,954	↑
Quarter ending December 2017	7,048	→
Quarter ending March 2018	6,965	↓
Quarter ending June 2018	6,886	↓
Variance since June 2017	1.8%	→



ACTIVITY

Cumulative percentage of contracted UDA delivered 2018 & 2019



Month	Adjusted Scheduled Activity (UDA)	
	2018	2019
April	909	838
May	2,597	2,311
June	3,923	3,510
July	5,894	
August	7,390	
September	9,040	
October	10,472	
November	12,380	
December	13,606	
January	14,905	
February	16,785	
March	18,702	
April	19,501	
May	19,506	
June	19,508	

QUALITY

	Quantity	Base Number	Contract	AT	Region	England
% of FP17s for the same patient ID Re-attending within 3 months - Children	68	877	7.8%	11.0%	11.0%	11.5%
% of FP17s for the same patient ID Re-attending within 3 months - Adults	248	1,785	13.9%	14.8%	15.3%	15.4%
% of FP17s for the same patient ID Re-attending between 3 & 9 months - Children	678	877	77.3%	59.0%	61.2%	58.9%
% of FP17s for the same patient ID Re-attending between 3 & 9 months - Adults	1,291	1,785	72.3%	49.5%	52.9%	51.6%
% of FP17s for Band 1 Urgent Courses	142	2,200	6.5%	9.7%	9.4%	8.9%
% of FP17s Relating to Free Repair or Replacements	18	2,200	0.8%	0.7%	0.7%	0.8%
% of FP17s Relating to Continuations	13	2,200	0.6%	0.7%	0.9%	0.9%
% of Patients satisfied with the dentistry they have received	7	8	N/A	94.8%	93.6%	93.2%
% of Patients satisfied with the time they had to wait for an appointment	8	8	N/A	88.9%	88.8%	88.8%

* This is based on patients treated on this contract for their most recent course of treatment. Figures in italics indicate the base number of FP17s or Patient Questionnaire responses are less than 100. N/A is shown where the base number of responses is less than 10 during the period. % is calculated as Quantity/Base number*100

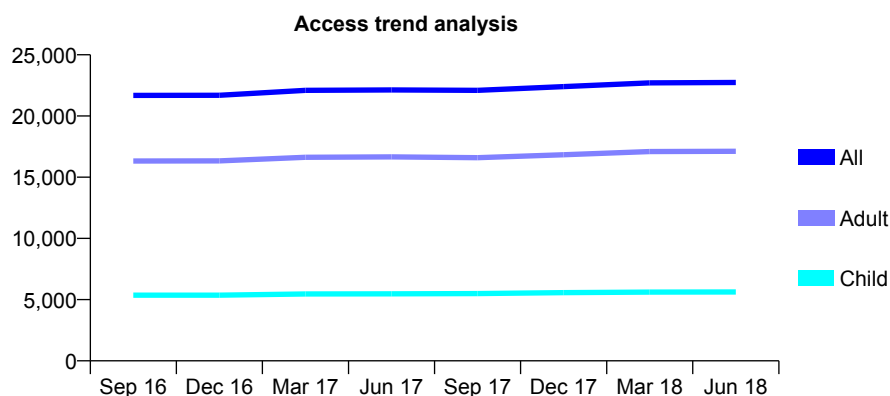
Q69 - Vital Signs At a Glance Contract Report for 111988/0001 - June 2018

Name or company name	OXFORD DENTAL CARE LTD
Contract type name	GDS Contract
Purpose of contract	General
Contract start date	01/04/2009
Contract end date	

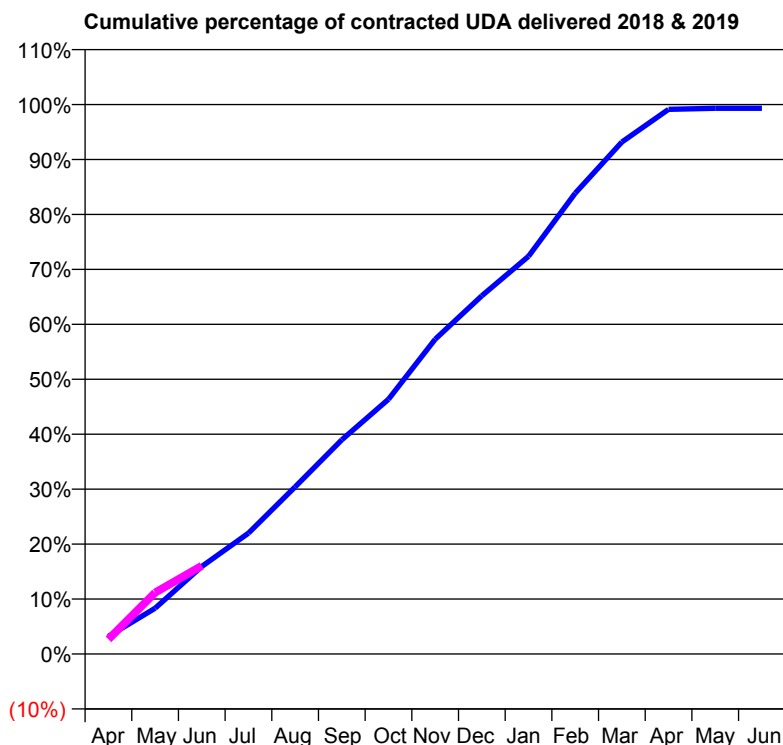
18/19 Contracted general activity (UDA)	56,758
Carry forward general activity (UDA)	0
18/19 Contracted orthodontic activity (UOA)	0
Carry forward orthodontic activity (UOA)	0
Baseline contract value	£1,463,035.70

ACCESS*

Patients seen in 24 months	Total	Change since previous quarter
Quarter ending June 2017	22,133	
Quarter ending September 2017	22,096	→
Quarter ending December 2017	22,405	→
Quarter ending March 2018	22,710	→
Quarter ending June 2018	22,739	→
Variance since June 2017	2.7%	↑



ACTIVITY



Month	Adjusted Scheduled Activity (UDA)	
	2018	2019
April	1,823	1,522
May	4,731	6,346
June	9,043	9,109
July	12,487	
August	17,263	
September	22,124	
October	26,319	
November	32,515	
December	37,009	
January	41,073	
February	47,598	
March	52,878	
April	56,259	
May	56,369	
June	56,369	

QUALITY

	Quantity	Base Number	Contract	AT	Region	England
% of FP17s for the same patient ID Re-attending within 3 months - Children	150	1,885	8.0%	11.0%	11.0%	11.5%
% of FP17s for the same patient ID Re-attending within 3 months - Adults	857	5,015	17.1%	14.8%	15.3%	15.4%
% of FP17s for the same patient ID Re-attending between 3 & 9 months - Children	1,007	1,885	53.4%	59.0%	61.2%	58.9%
% of FP17s for the same patient ID Re-attending between 3 & 9 months - Adults	2,360	5,015	47.1%	49.5%	52.9%	51.6%
% of FP17s for Band 1 Urgent Courses	627	4,899	12.8%	9.7%	9.4%	8.9%
% of FP17s Relating to Free Repair or Replacements	59	4,899	1.2%	0.7%	0.7%	0.8%
% of FP17s Relating to Continuations	33	4,899	0.7%	0.7%	0.9%	0.9%
% of Patients satisfied with the dentistry they have received	10	11	90.9%	94.8%	93.6%	93.2%
% of Patients satisfied with the time they had to wait for an appointment	9	11	81.8%	88.9%	88.8%	88.8%

* This is based on patients treated on this contract for their most recent course of treatment. Figures in italics indicate the base number of FP17s or Patient Questionnaire responses are less than 100. N/A is shown where the base number of responses is less than 10 during the period. % is calculated as Quantity/Base number*100

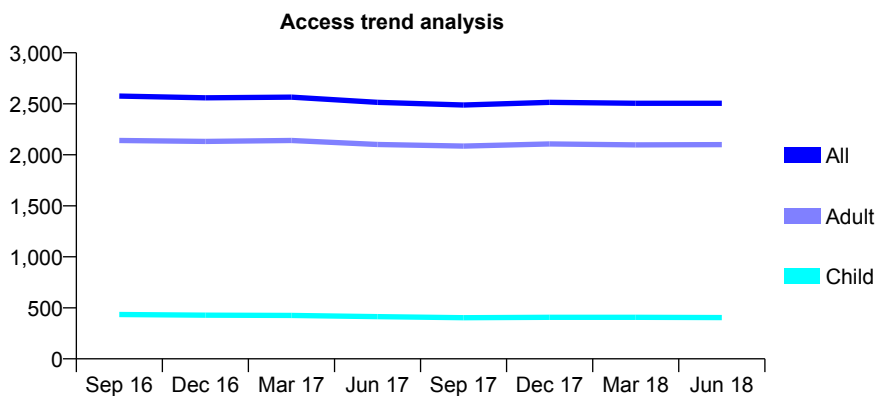
Q69 - Vital Signs At a Glance Contract Report for 113735/0001 - June 2018

Name or company name	E. Leondaki Ltd
Contract type name	GDS Contract
Purpose of contract	General
Contract start date	01/04/2009
Contract end date	

18/19 Contracted general activity (UDA)	8,160
Carry forward general activity (UDA)	0
18/19 Contracted orthodontic activity (UOA)	0
Carry forward orthodontic activity (UOA)	0
Baseline contract value	£203,845.24

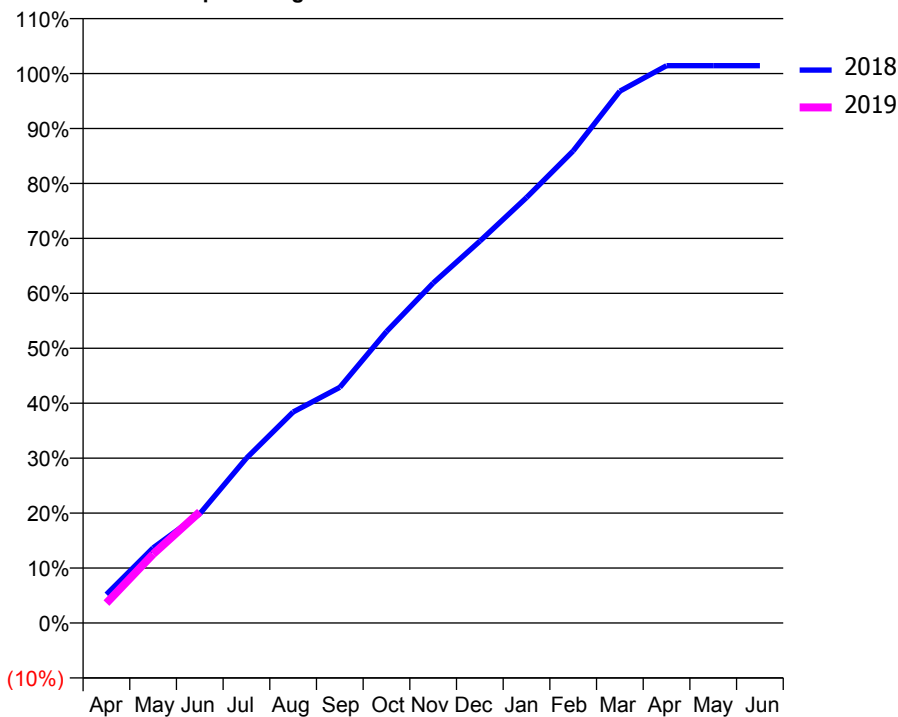
ACCESS*

Patients seen in 24 months	Total	Change since previous quarter
Quarter ending June 2017	2,515	
Quarter ending September 2017	2,488	↓
Quarter ending December 2017	2,514	→
Quarter ending March 2018	2,505	→
Quarter ending June 2018	2,505	→
Variance since June 2017	(0.4%)	→



ACTIVITY

Cumulative percentage of contracted UDA delivered 2018 & 2019



Adjusted Scheduled Activity (UDA)

Month	2018	2019
April	425	295
May	1,116	1,022
June	1,622	1,650
July	2,448	
August	3,134	
September	3,500	
October	4,328	
November	5,049	
December	5,670	
January	6,317	
February	7,011	
March	7,897	
April	8,277	
May	8,277	
June	8,277	

QUALITY

	Quantity	Base Number	Contract	AT	Region	England
% of FP17s for the same patient ID Re-attending within 3 months - Children	13	165	7.9%	11.0%	11.0%	11.5%
% of FP17s for the same patient ID Re-attending within 3 months - Adults	125	866	14.4%	14.8%	15.3%	15.4%
% of FP17s for the same patient ID Re-attending between 3 & 9 months - Children	120	165	72.7%	59.0%	61.2%	58.9%
% of FP17s for the same patient ID Re-attending between 3 & 9 months - Adults	574	866	66.3%	49.5%	52.9%	51.6%
% of FP17s for Band 1 Urgent Courses	42	884	4.8%	9.7%	9.4%	8.9%
% of FP17s Relating to Free Repair or Replacements	9	884	1.0%	0.7%	0.7%	0.8%
% of FP17s Relating to Continuations	13	884	1.5%	0.7%	0.9%	0.9%
% of Patients satisfied with the dentistry they have received	7	7	N/A	94.8%	93.6%	93.2%
% of Patients satisfied with the time they had to wait for an appointment	5	7	N/A	88.9%	88.8%	88.8%

* This is based on patients treated on this contract for their most recent course of treatment. Figures in italics indicate the base number of FP17s or Patient Questionnaire responses are less than 100. N/A is shown where the base number of responses is less than 10 during the period. % is calculated as Quantity/Base number*100

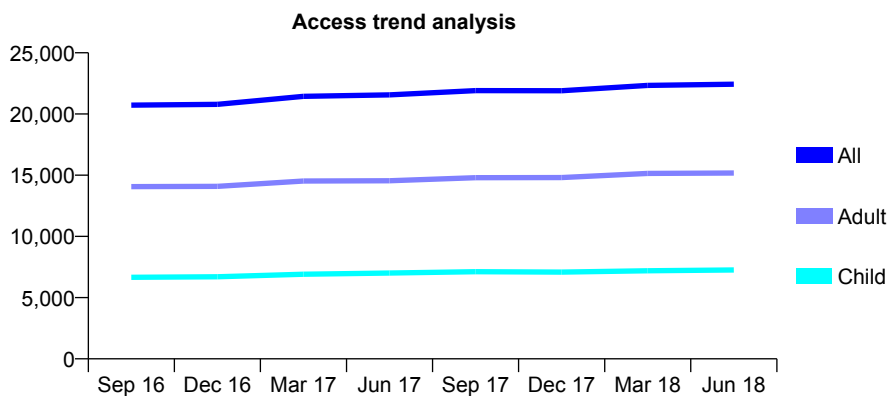
Q69 - Vital Signs At a Glance Contract Report for 113913/0001 - June 2018

Name or company name	Eastgate Dental Centre LTD
Contract type name	GDS Contract
Purpose of contract	General
Contract start date	01/11/2012
Contract end date	

18/19 Contracted general activity (UDA)	41,155
Carry forward general activity (UDA)	0
18/19 Contracted orthodontic activity (UOA)	0
Carry forward orthodontic activity (UOA)	0
Baseline contract value	£1,051,839.79

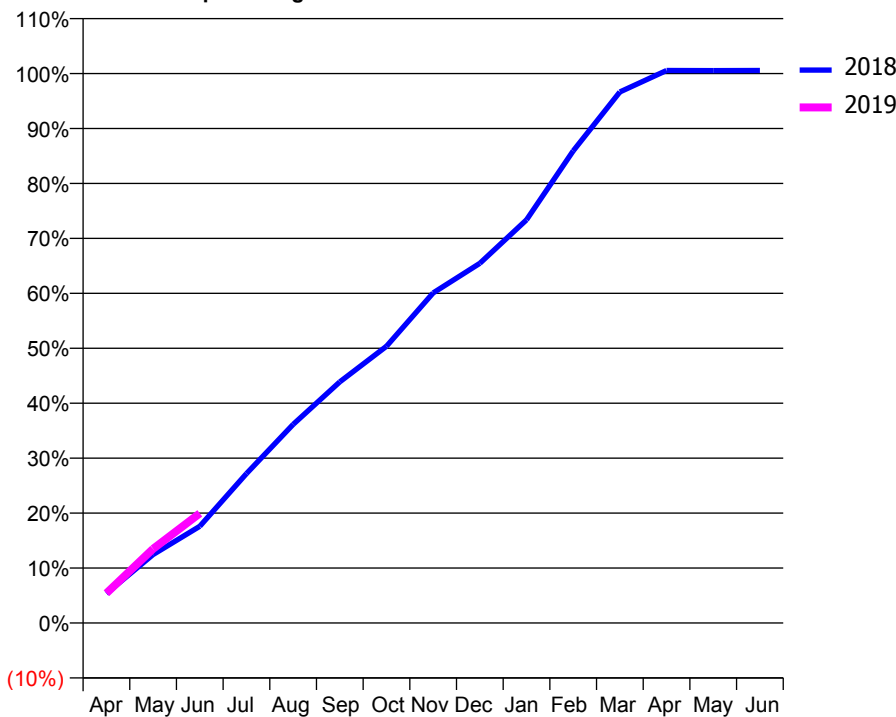
ACCESS*

Patients seen in 24 months	Total	Change since previous quarter
Quarter ending June 2017	21,560	
Quarter ending September 2017	21,913	→
Quarter ending December 2017	21,905	→
Quarter ending March 2018	22,340	→
Quarter ending June 2018	22,433	→
Variance since June 2017	4.0%	↑



ACTIVITY

Cumulative percentage of contracted UDA delivered 2018 & 2019



Month	Adjusted Scheduled Activity (UDA)	
	2018	2019
April	2,303	2,230
May	5,335	5,559
June	7,532	8,218
July	11,635	
August	15,475	
September	18,782	
October	21,554	
November	25,717	
December	28,018	
January	31,400	
February	36,776	
March	41,364	
April	43,037	
May	43,029	
June	43,033	

QUALITY

	Quantity	Base Number	Contract	AT	Region	England
% of FP17s for the same patient ID Re-attending within 3 months - Children	183	2,444	7.5%	11.0%	11.0%	11.5%
% of FP17s for the same patient ID Re-attending within 3 months - Adults	575	3,943	14.6%	14.8%	15.3%	15.4%
% of FP17s for the same patient ID Re-attending between 3 & 9 months - Children	1,375	2,444	56.3%	59.0%	61.2%	58.9%
% of FP17s for the same patient ID Re-attending between 3 & 9 months - Adults	1,741	3,943	44.2%	49.5%	52.9%	51.6%
% of FP17s for Band 1 Urgent Courses	722	5,388	13.4%	9.7%	9.4%	8.9%
% of FP17s Relating to Free Repair or Replacements	17	5,388	0.3%	0.7%	0.7%	0.8%
% of FP17s Relating to Continuations	1	5,388	0.0%	0.7%	0.9%	0.9%
% of Patients satisfied with the dentistry they have received	11	11	100.0%	94.8%	93.6%	93.2%
% of Patients satisfied with the time they had to wait for an appointment	10	11	90.9%	88.9%	88.8%	88.8%

* This is based on patients treated on this contract for their most recent course of treatment. Figures in italics indicate the base number of FP17s or Patient Questionnaire responses are less than 100. N/A is shown where the base number of responses is less than 10 during the period. % is calculated as Quantity/Base number*100

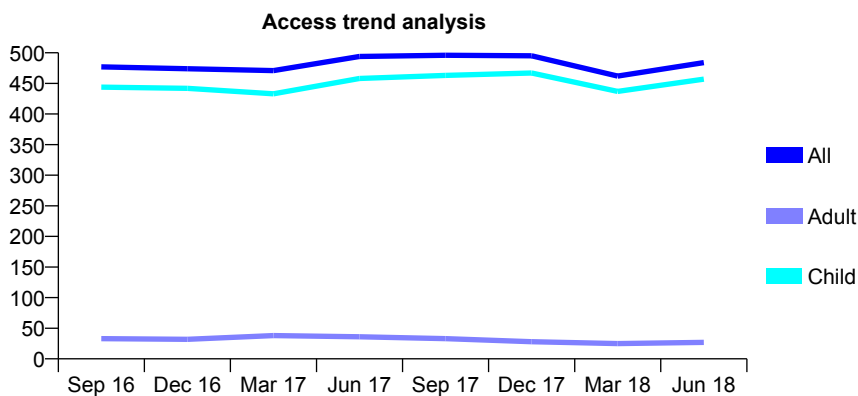
Q69 - Vital Signs At a Glance Contract Report for 114502/0001 - June 2018

Name or company name	Oakthorpe Dental
Contract type name	GDS Contract
Purpose of contract	General
Contract start date	01/04/2012
Contract end date	

18/19 Contracted general activity (UDA)	556
Carry forward general activity (UDA)	0
18/19 Contracted orthodontic activity (UOA)	0
Carry forward orthodontic activity (UOA)	0
Baseline contract value	£15,188.14

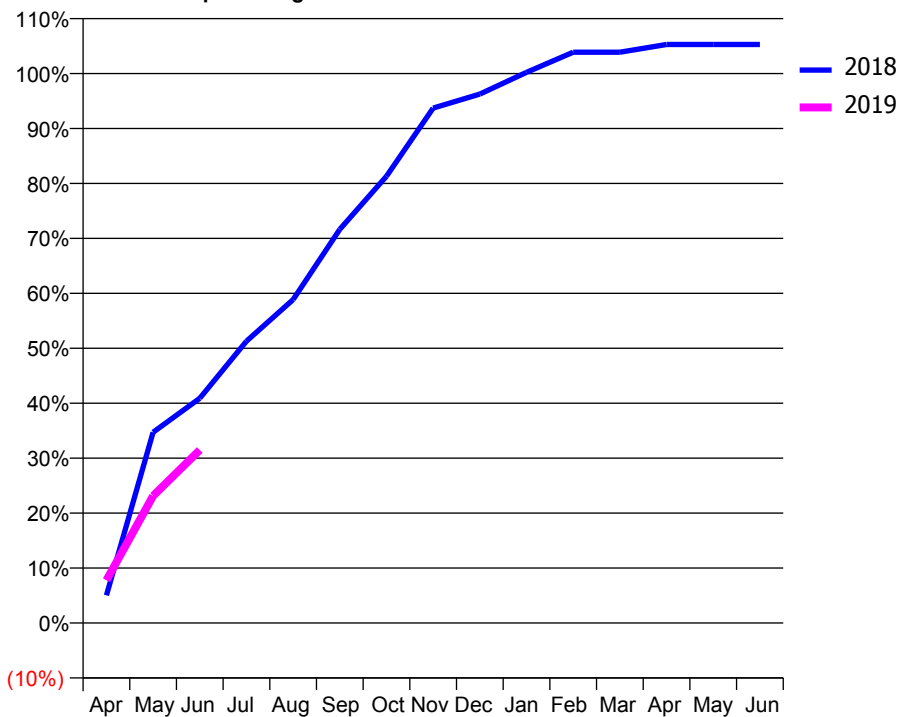
ACCESS*

Patients seen in 24 months	Total	Change since previous quarter
Quarter ending June 2017	494	
Quarter ending September 2017	496	→
Quarter ending December 2017	495	→
Quarter ending March 2018	462	↓
Quarter ending June 2018	484	↑
Variance since June 2017	(2.0%)	↓



ACTIVITY

Cumulative percentage of contracted UDA delivered 2018 & 2019



Month	Adjusted Scheduled Activity (UDA)	
	2018	2019
April	28	43
May	193	129
June	227	175
July	285	
August	327	
September	398	
October	452	
November	521	
December	535	
January	557	
February	578	
March	578	
April	585	
May	585	
June	585	

QUALITY

	Quantity	Base Number	Contract	AT	Region	England
% of FP17s for the same patient ID Re-attending within 3 months - Children	7	165	4.2%	11.0%	11.0%	11.5%
% of FP17s for the same patient ID Re-attending within 3 months - Adults	0	1	0.0%	14.8%	15.3%	15.4%
% of FP17s for the same patient ID Re-attending between 3 & 9 months - Children	44	165	26.7%	59.0%	61.2%	58.9%
% of FP17s for the same patient ID Re-attending between 3 & 9 months - Adults	0	1	0.0%	49.5%	52.9%	51.6%
% of FP17s for Band 1 Urgent Courses	5	160	3.1%	9.7%	9.4%	8.9%
% of FP17s Relating to Free Repair or Replacements	0	160	0.0%	0.7%	0.7%	0.8%
% of FP17s Relating to Continuations	1	160	0.6%	0.7%	0.9%	0.9%
% of Patients satisfied with the dentistry they have received	0	0	N/A	94.8%	93.6%	93.2%
% of Patients satisfied with the time they had to wait for an appointment	0	0	N/A	88.9%	88.8%	88.8%

* This is based on patients treated on this contract for their most recent course of treatment. Figures in italics indicate the base number of FP17s or Patient Questionnaire responses are less than 100. N/A is shown where the base number of responses is less than 10 during the period. % is calculated as Quantity/Base number*100

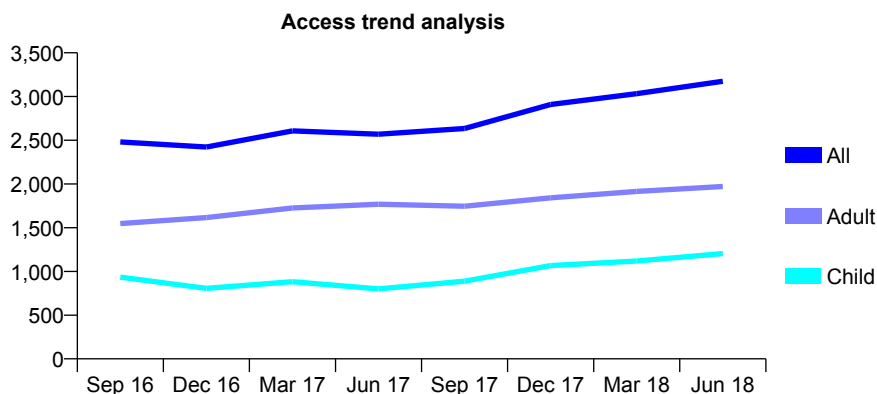
Q69 - Vital Signs At a Glance Contract Report for 114790/0001 - June 2018

Name or company name	GENTLE DENTAL CARE 4U LTD
Contract type name	GDS Contract
Purpose of contract	General
Contract start date	01/12/2012
Contract end date	

18/19 Contracted general activity (UDA)	5,849
Carry forward general activity (UDA)	0
18/19 Contracted orthodontic activity (UOA)	0
Carry forward orthodontic activity (UOA)	0
Baseline contract value	£154,043.67

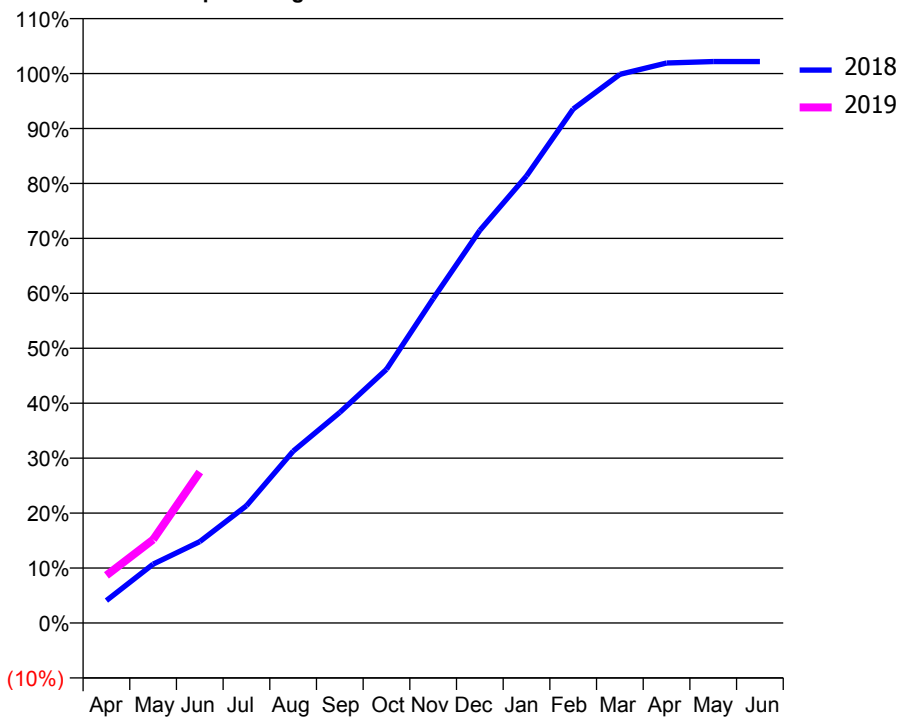
ACCESS*

Patients seen in 24 months	Total	Change since previous quarter
Quarter ending June 2017	2,569	
Quarter ending September 2017	2,634	↑
Quarter ending December 2017	2,909	↑
Quarter ending March 2018	3,032	↑
Quarter ending June 2018	3,175	↑
Variance since June 2017	23.6%	↑



ACTIVITY

Cumulative percentage of contracted UDA delivered 2018 & 2019



Adjusted Scheduled Activity (UDA)

Month	2018	2019
April	220	507
May	577	887
June	798	1,607
July	1,150	
August	1,686	
September	2,066	
October	2,488	
November	3,181	
December	3,851	
January	4,384	
February	5,040	
March	5,381	
April	5,492	
May	5,507	
June	5,507	

QUALITY

	Quantity	Base Number	Contract	AT	Region	England
% of FP17s for the same patient ID Re-attending within 3 months - Children	34	587	5.8%	11.0%	11.0%	11.5%
% of FP17s for the same patient ID Re-attending within 3 months - Adults	113	736	15.4%	14.8%	15.3%	15.4%
% of FP17s for the same patient ID Re-attending between 3 & 9 months - Children	336	587	57.2%	59.0%	61.2%	58.9%
% of FP17s for the same patient ID Re-attending between 3 & 9 months - Adults	369	736	50.1%	49.5%	52.9%	51.6%
% of FP17s for Band 1 Urgent Courses	87	974	8.9%	9.7%	9.4%	8.9%
% of FP17s Relating to Free Repair or Replacements	10	974	1.0%	0.7%	0.7%	0.8%
% of FP17s Relating to Continuations	3	974	0.3%	0.7%	0.9%	0.9%
% of Patients satisfied with the dentistry they have received	3	3	N/A	94.8%	93.6%	93.2%
% of Patients satisfied with the time they had to wait for an appointment	3	3	N/A	88.9%	88.8%	88.8%

* This is based on patients treated on this contract for their most recent course of treatment. Figures in italics indicate the base number of FP17s or Patient Questionnaire responses are less than 100. N/A is shown where the base number of responses is less than 10 during the period. % is calculated as Quantity/Base number*100

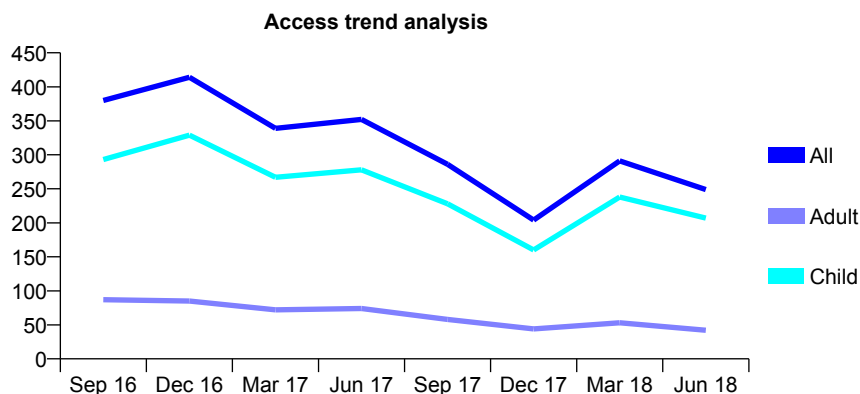
Q69 - Vital Signs At a Glance Contract Report for 115452/0001 - June 2018

Name or company name	Eynsham Dental Care
Contract type name	GDS Contract
Purpose of contract	General
Contract start date	01/09/2012
Contract end date	

18/19 Contracted general activity (UDA)	811
Carry forward general activity (UDA)	0
18/19 Contracted orthodontic activity (UOA)	0
Carry forward orthodontic activity (UOA)	0
Baseline contract value	£19,310.98

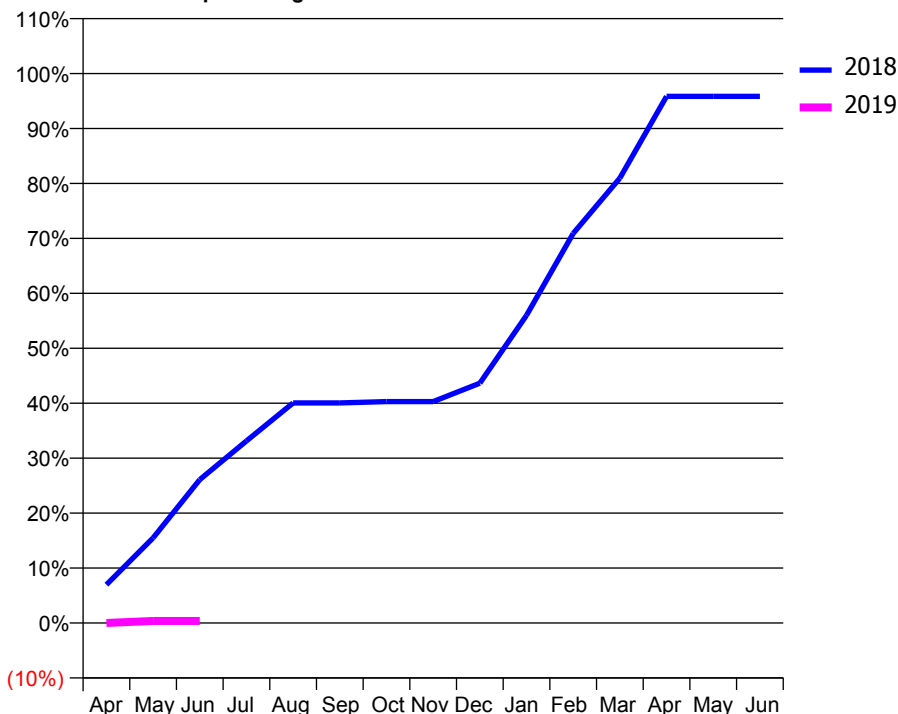
ACCESS*

Patients seen in 24 months	Total	Change since previous quarter
Quarter ending June 2017	352	
Quarter ending September 2017	286	↓
Quarter ending December 2017	204	↓
Quarter ending March 2018	291	↑
Quarter ending June 2018	249	↓
Variance since June 2017	(29.3%)	↓



ACTIVITY

Cumulative percentage of contracted UDA delivered 2018 & 2019



Adjusted Scheduled Activity (UDA)

Month	2018	2019
April	57	0
May	126	3
June	212	3
July	269	
August	325	
September	325	
October	327	
November	327	
December	354	
January	454	
February	575	
March	657	
April	777	
May	777	
June	777	

QUALITY

	Quantity	Base Number	Contract	AT	Region	England
% of FP17s for the same patient ID Re-attending within 3 months - Children	2	72	2.8%	11.0%	11.0%	11.5%
% of FP17s for the same patient ID Re-attending within 3 months - Adults	1	8	12.5%	14.8%	15.3%	15.4%
% of FP17s for the same patient ID Re-attending between 3 & 9 months - Children	1	72	1.4%	59.0%	61.2%	58.9%
% of FP17s for the same patient ID Re-attending between 3 & 9 months - Adults	3	8	37.5%	49.5%	52.9%	51.6%
% of FP17s for Band 1 Urgent Courses	0	1	0.0%	9.7%	9.4%	8.9%
% of FP17s Relating to Free Repair or Replacements	0	1	0.0%	0.7%	0.7%	0.8%
% of FP17s Relating to Continuations	0	1	0.0%	0.7%	0.9%	0.9%
% of Patients satisfied with the dentistry they have received	0	0	N/A	94.8%	93.6%	93.2%
% of Patients satisfied with the time they had to wait for an appointment	0	0	N/A	88.9%	88.8%	88.8%

* This is based on patients treated on this contract for their most recent course of treatment. Figures in italics indicate the base number of FP17s or Patient Questionnaire responses are less than 100. N/A is shown where the base number of responses is less than 10 during the period. % is calculated as Quantity/Base number*100

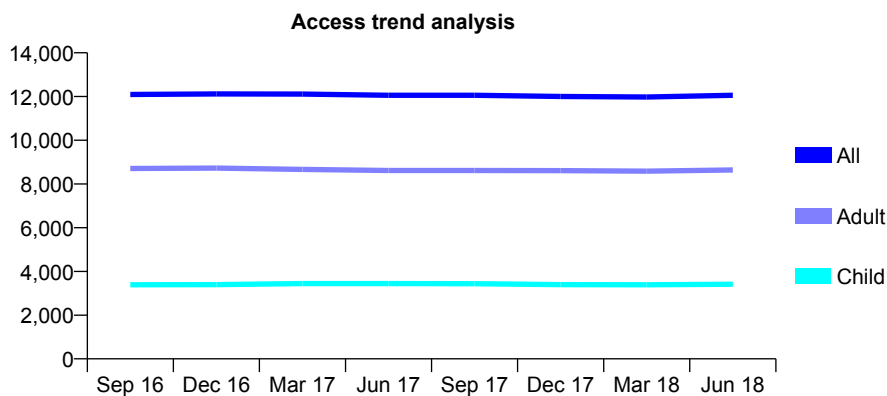
Q69 - Vital Signs At a Glance Contract Report for 115622/0001 - June 2018

Name or company name	Greytown Dental Practice
Contract type name	GDS Contract
Purpose of contract	General
Contract start date	01/04/2006
Contract end date	

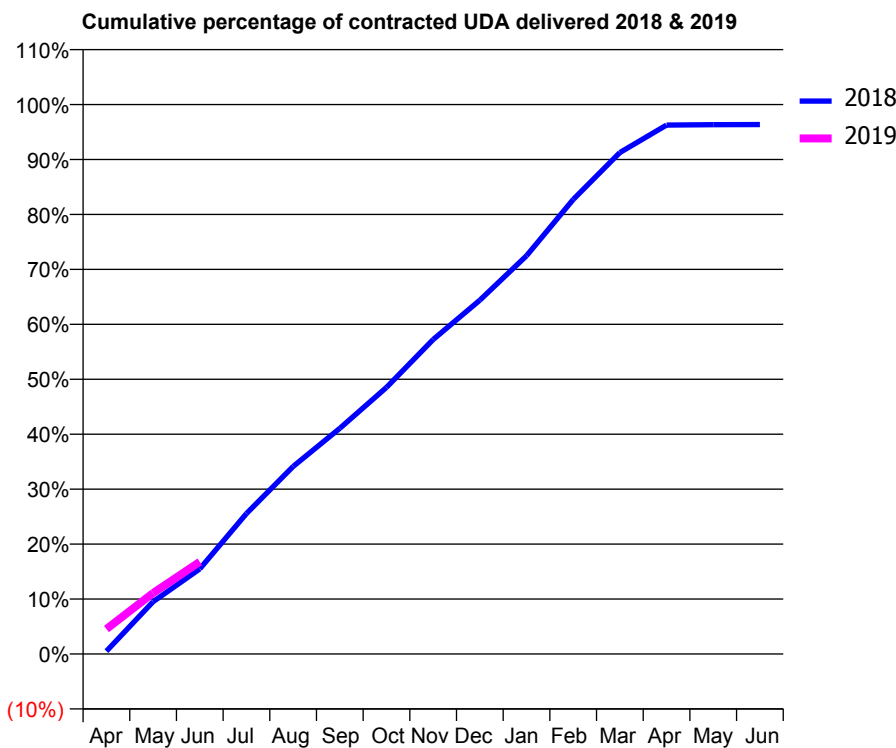
18/19 Contracted general activity (UDA)	35,605
Carry forward general activity (UDA)	0
18/19 Contracted orthodontic activity (UOA)	0
Carry forward orthodontic activity (UOA)	0
Baseline contract value	£866,248.13

ACCESS*

Patients seen in 24 months	Total	Change since previous quarter
Quarter ending June 2017	12,060	
Quarter ending September 2017	12,055	→
Quarter ending December 2017	12,002	→
Quarter ending March 2018	11,976	→
Quarter ending June 2018	12,055	→
Variance since June 2017	(0.0%)	→



ACTIVITY



Month	Adjusted Scheduled Activity (UDA)	
	2018	2019
April	189	1,617
May	3,393	3,957
June	5,519	5,975
July	9,106	
August	12,150	
September	14,622	
October	17,276	
November	20,380	
December	22,923	
January	25,801	
February	29,451	
March	32,488	
April	34,272	
May	34,298	
June	34,307	

QUALITY

	Quantity	Base Number	Contract	AT	Region	England
% of FP17s for the same patient ID Re-attending within 3 months - Children	64	1,424	4.5%	11.0%	11.0%	11.5%
% of FP17s for the same patient ID Re-attending within 3 months - Adults	288	2,962	9.7%	14.8%	15.3%	15.4%
% of FP17s for the same patient ID Re-attending between 3 & 9 months - Children	977	1,424	68.6%	59.0%	61.2%	58.9%
% of FP17s for the same patient ID Re-attending between 3 & 9 months - Adults	1,618	2,962	54.6%	49.5%	52.9%	51.6%
% of FP17s for Band 1 Urgent Courses	258	3,366	7.7%	9.7%	9.4%	8.9%
% of FP17s Relating to Free Repair or Replacements	26	3,366	0.8%	0.7%	0.7%	0.8%
% of FP17s Relating to Continuations	8	3,366	0.2%	0.7%	0.9%	0.9%
% of Patients satisfied with the dentistry they have received	14	15	93.3%	94.8%	93.6%	93.2%
% of Patients satisfied with the time they had to wait for an appointment	15	15	100.0%	88.9%	88.8%	88.8%

* This is based on patients treated on this contract for their most recent course of treatment. Figures in italics indicate the base number of FP17s or Patient Questionnaire responses are less than 100. N/A is shown where the base number of responses is less than 10 during the period. % is calculated as Quantity/Base number*100

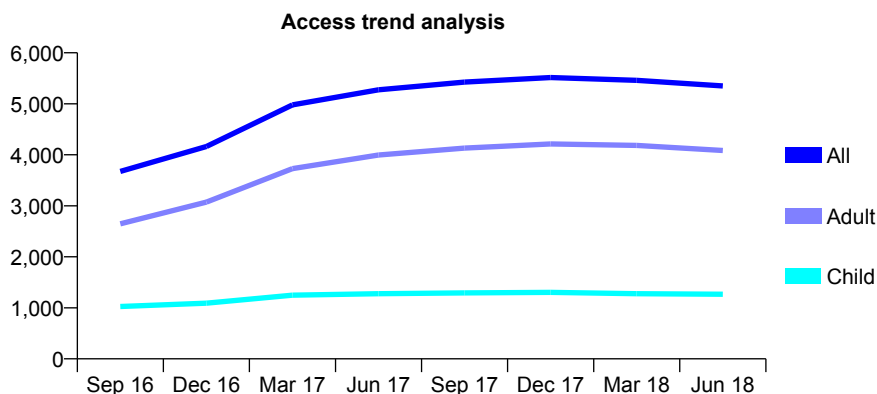
Q69 - Vital Signs At a Glance Contract Report for 116955/0001 - June 2018

Name or company name	The Morgan Clinic - Henley
Contract type name	GDS Contract
Purpose of contract	General
Contract start date	01/11/2015
Contract end date	

18/19 Contracted general activity (UDA)	21,364
Carry forward general activity (UDA)	0
18/19 Contracted orthodontic activity (UOA)	0
Carry forward orthodontic activity (UOA)	0
Baseline contract value	£597,045.46

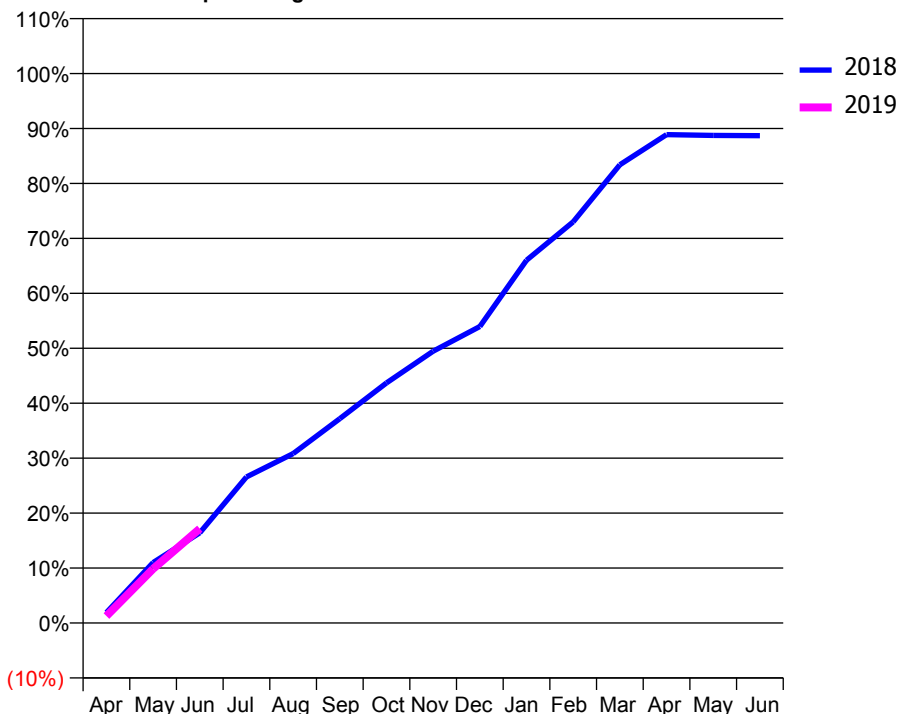
ACCESS*

Patients seen in 24 months	Total	Change since previous quarter
Quarter ending June 2017	5,274	
Quarter ending September 2017	5,427	↑
Quarter ending December 2017	5,514	→
Quarter ending March 2018	5,461	→
Quarter ending June 2018	5,351	↓
Variance since June 2017	1.5%	→



ACTIVITY

Cumulative percentage of contracted UDA delivered 2018 & 2019



Month	Adjusted Scheduled Activity (UDA)	
	2018	2019
April	405	270
May	2,349	2,109
June	3,507	3,666
July	5,679	
August	6,589	
September	7,945	
October	9,335	
November	10,569	
December	11,529	
January	14,105	
February	15,597	
March	17,815	
April	18,986	
May	18,956	
June	18,944	

QUALITY

	Quantity	Base Number	Contract	AT	Region	England
% of FP17s for the same patient ID Re-attending within 3 months - Children	30	498	6.0%	11.0%	11.0%	11.5%
% of FP17s for the same patient ID Re-attending within 3 months - Adults	212	1,291	16.4%	14.8%	15.3%	15.4%
% of FP17s for the same patient ID Re-attending between 3 & 9 months - Children	305	498	61.2%	59.0%	61.2%	58.9%
% of FP17s for the same patient ID Re-attending between 3 & 9 months - Adults	668	1,291	51.7%	49.5%	52.9%	51.6%
% of FP17s for Band 1 Urgent Courses	126	1,457	8.6%	9.7%	9.4%	8.9%
% of FP17s Relating to Free Repair or Replacements	13	1,457	0.9%	0.7%	0.7%	0.8%
% of FP17s Relating to Continuations	9	1,457	0.6%	0.7%	0.9%	0.9%
% of Patients satisfied with the dentistry they have received	2	2	N/A	94.8%	93.6%	93.2%
% of Patients satisfied with the time they had to wait for an appointment	2	2	N/A	88.9%	88.8%	88.8%

* This is based on patients treated on this contract for their most recent course of treatment. Figures in italics indicate the base number of FP17s or Patient Questionnaire responses are less than 100. N/A is shown where the base number of responses is less than 10 during the period. % is calculated as Quantity/Base number*100

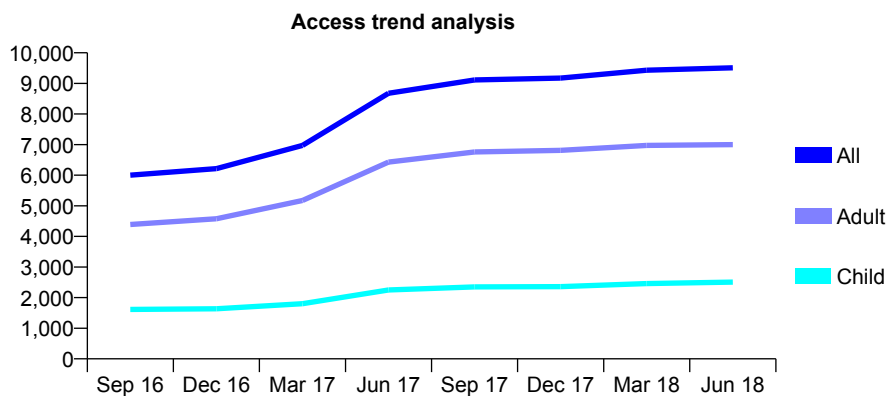
Q69 - Vital Signs At a Glance Contract Report for 117625/0001 - June 2018

Name or company name	The Morgan Clinic - Maidenhead
Contract type name	GDS Contract
Purpose of contract	General
Contract start date	01/11/2015
Contract end date	

18/19 Contracted general activity (UDA)	24,408
Carry forward general activity (UDA)	0
18/19 Contracted orthodontic activity (UOA)	0
Carry forward orthodontic activity (UOA)	0
Baseline contract value	£680,666.53

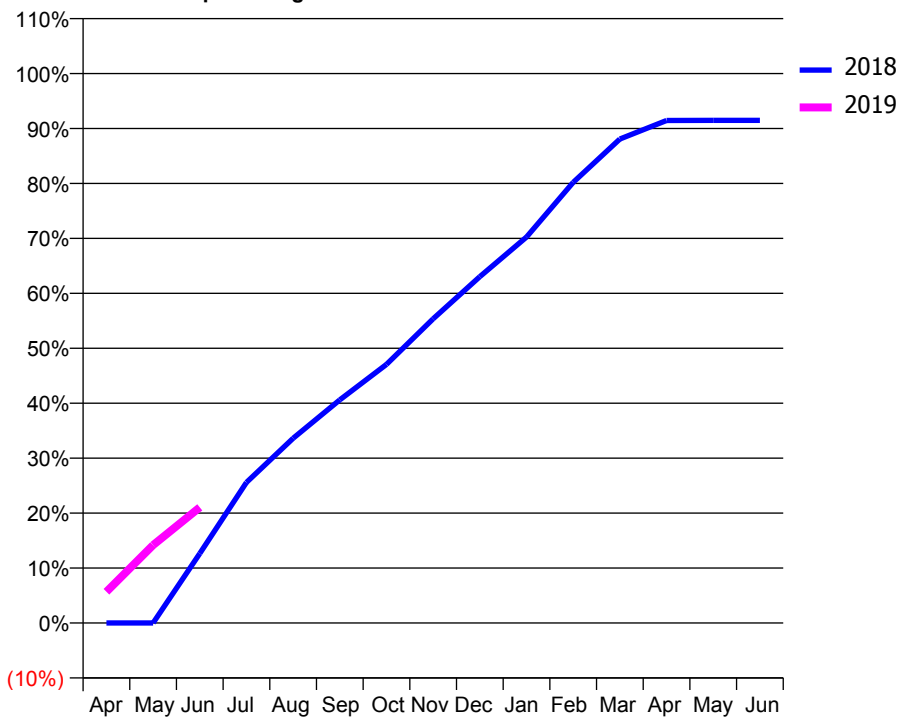
ACCESS*

Patients seen in 24 months	Total	Change since previous quarter
Quarter ending June 2017	8,679	
Quarter ending September 2017	9,112	↑
Quarter ending December 2017	9,173	→
Quarter ending March 2018	9,432	↑
Quarter ending June 2018	9,508	→
Variance since June 2017	9.6%	↑



ACTIVITY

Cumulative percentage of contracted UDA delivered 2018 & 2019



Adjusted Scheduled Activity (UDA)

Month	2018	2019
April	0	1,390
May	0	3,464
June	3,086	5,141
July	6,248	
August	8,207	
September	9,913	
October	11,490	
November	13,515	
December	15,383	
January	17,145	
February	19,574	
March	21,496	
April	22,321	
May	22,325	
June	22,329	

QUALITY

	Quantity	Base Number	Contract	AT	Region	England
% of FP17s for the same patient ID Re-attending within 3 months - Children	80	1,131	7.1%	11.0%	11.0%	11.5%
% of FP17s for the same patient ID Re-attending within 3 months - Adults	302	2,537	11.9%	14.8%	15.3%	15.4%
% of FP17s for the same patient ID Re-attending between 3 & 9 months - Children	646	1,131	57.1%	59.0%	61.2%	58.9%
% of FP17s for the same patient ID Re-attending between 3 & 9 months - Adults	1,230	2,537	48.5%	49.5%	52.9%	51.6%
% of FP17s for Band 1 Urgent Courses	374	2,648	14.1%	9.7%	9.4%	8.9%
% of FP17s Relating to Free Repair or Replacements	26	2,648	1.0%	0.7%	0.7%	0.8%
% of FP17s Relating to Continuations	12	2,648	0.5%	0.7%	0.9%	0.9%
% of Patients satisfied with the dentistry they have received	8	9	N/A	94.8%	93.6%	93.2%
% of Patients satisfied with the time they had to wait for an appointment	8	9	N/A	88.9%	88.8%	88.8%

* This is based on patients treated on this contract for their most recent course of treatment. Figures in italics indicate the base number of FP17s or Patient Questionnaire responses are less than 100. N/A is shown where the base number of responses is less than 10 during the period. % is calculated as Quantity/Base number*100

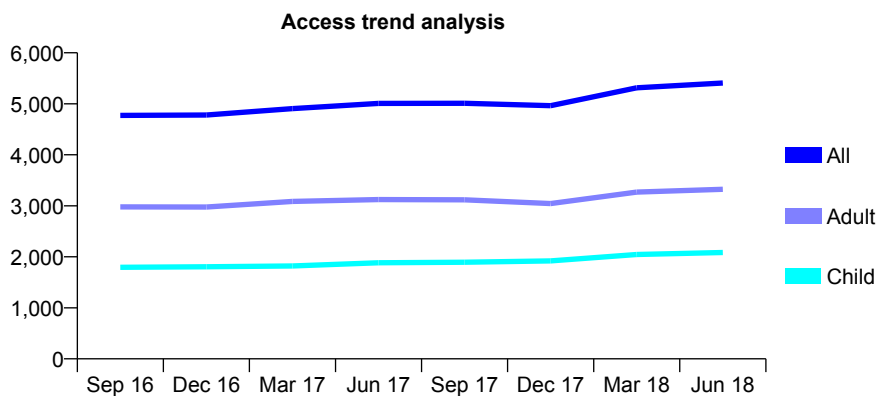
Q69 - Vital Signs At a Glance Contract Report for 118710/0001 - June 2018

Name or company name	Smile Care Cippenham Ltd
Contract type name	GDS Contract
Purpose of contract	General
Contract start date	01/07/2013
Contract end date	

18/19 Contracted general activity (UDA)	9,893
Carry forward general activity (UDA)	0
18/19 Contracted orthodontic activity (UOA)	0
Carry forward orthodontic activity (UOA)	0
Baseline contract value	£251,236.65

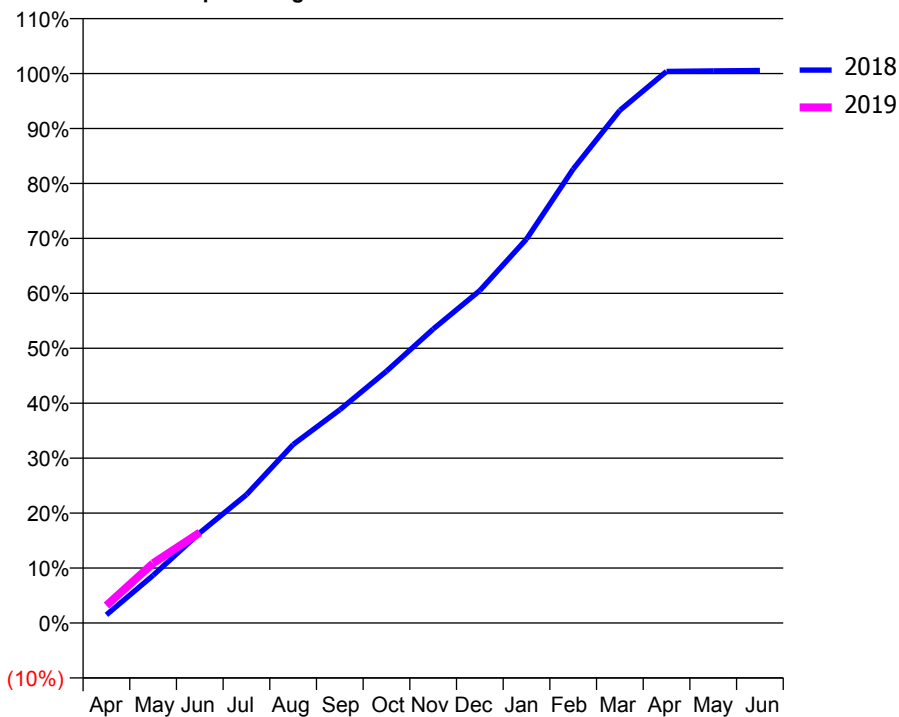
ACCESS*

Patients seen in 24 months	Total	Change since previous quarter
Quarter ending June 2017	5,007	
Quarter ending September 2017	5,011	→
Quarter ending December 2017	4,964	→
Quarter ending March 2018	5,315	↑
Quarter ending June 2018	5,409	→
Variance since June 2017	8.0%	↑



ACTIVITY

Cumulative percentage of contracted UDA delivered 2018 & 2019



Adjusted Scheduled Activity (UDA)		
Month	2018	2019
April	148	315
May	859	1,077
June	1,625	1,630
July	2,311	
August	3,214	
September	3,840	
October	4,534	
November	5,291	
December	5,986	
January	6,913	
February	8,172	
March	9,229	
April	9,932	
May	9,941	
June	9,948	

QUALITY

	Quantity	Base Number	Contract	AT	Region	England
% of FP17s for the same patient ID Re-attending within 3 months - Children	59	664	8.9%	11.0%	11.0%	11.5%
% of FP17s for the same patient ID Re-attending within 3 months - Adults	139	903	15.4%	14.8%	15.3%	15.4%
% of FP17s for the same patient ID Re-attending between 3 & 9 months - Children	286	664	43.1%	59.0%	61.2%	58.9%
% of FP17s for the same patient ID Re-attending between 3 & 9 months - Adults	313	903	34.7%	49.5%	52.9%	51.6%
% of FP17s for Band 1 Urgent Courses	150	859	17.5%	9.7%	9.4%	8.9%
% of FP17s Relating to Free Repair or Replacements	3	859	0.3%	0.7%	0.7%	0.8%
% of FP17s Relating to Continuations	1	859	0.1%	0.7%	0.9%	0.9%
% of Patients satisfied with the dentistry they have received	5	5	N/A	94.8%	93.6%	93.2%
% of Patients satisfied with the time they had to wait for an appointment	5	5	N/A	88.9%	88.8%	88.8%

* This is based on patients treated on this contract for their most recent course of treatment. Figures in italics indicate the base number of FP17s or Patient Questionnaire responses are less than 100. N/A is shown where the base number of responses is less than 10 during the period. % is calculated as Quantity/Base number*100

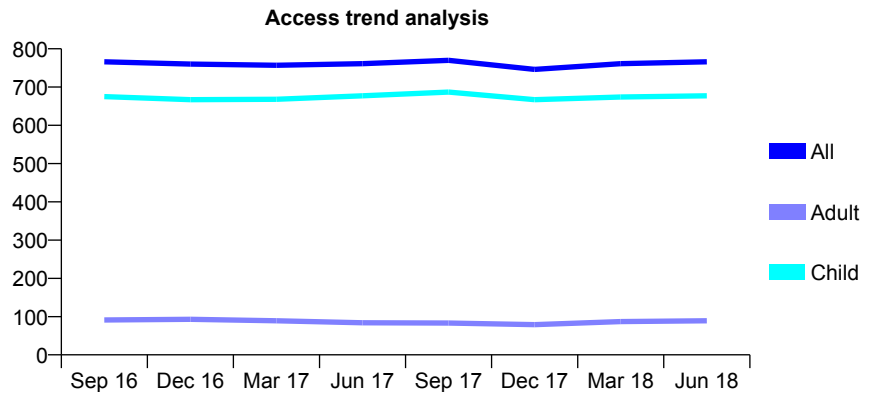
Q69 - Vital Signs At a Glance Contract Report for 122645/0001 - June 2018

Name or company name	THEALE SURGERY LIMITED
Contract type name	GDS Contract
Purpose of contract	General
Contract start date	01/12/2010
Contract end date	

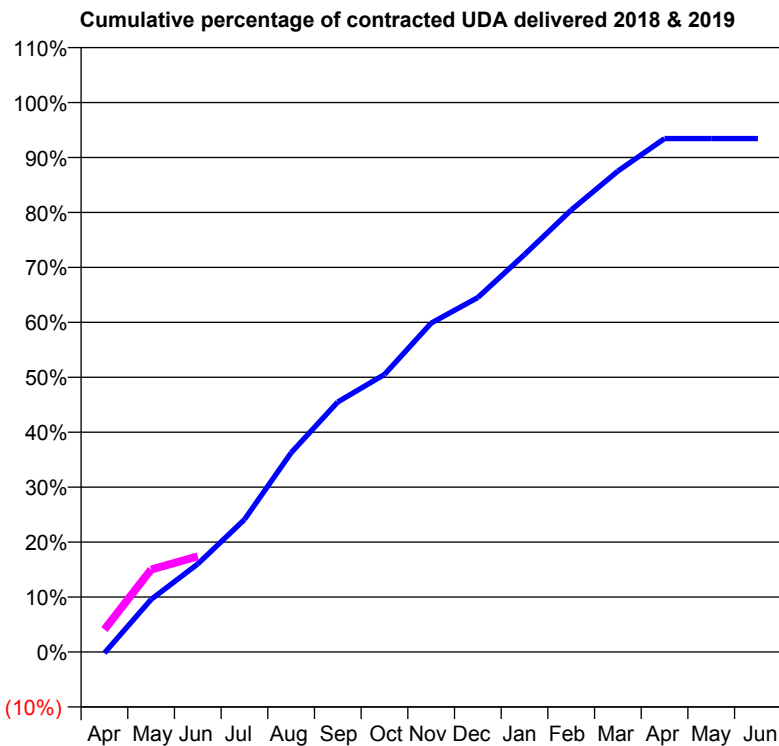
18/19 Contracted general activity (UDA)	2,000
Carry forward general activity (UDA)	0
18/19 Contracted orthodontic activity (UOA)	0
Carry forward orthodontic activity (UOA)	0
Baseline contract value	£42,759.53

ACCESS*

Patients seen in 24 months	Total	Change since previous quarter
Quarter ending June 2017	761	
Quarter ending September 2017	770	→
Quarter ending December 2017	746	↓
Quarter ending March 2018	761	↑
Quarter ending June 2018	766	→
Variance since June 2017	0.7%	→



ACTIVITY



Month	Adjusted Scheduled Activity (UDA)	
	2018	2019
April	-4	82
May	192	300
June	321	348
July	482	
August	725	
September	910	
October	1,010	
November	1,197	
December	1,290	
January	1,447	
February	1,609	
March	1,750	
April	1,869	
May	1,869	
June	1,869	

QUALITY

	Quantity	Base Number	Contract	AT	Region	England
% of FP17s for the same patient ID Re-attending within 3 months - Children	19	253	7.5%	11.0%	11.0%	11.5%
% of FP17s for the same patient ID Re-attending within 3 months - Adults	0	14	0.0%	14.8%	15.3%	15.4%
% of FP17s for the same patient ID Re-attending between 3 & 9 months - Children	150	253	59.3%	59.0%	61.2%	58.9%
% of FP17s for the same patient ID Re-attending between 3 & 9 months - Adults	8	14	57.1%	49.5%	52.9%	51.6%
% of FP17s for Band 1 Urgent Courses	11	201	5.5%	9.7%	9.4%	8.9%
% of FP17s Relating to Free Repair or Replacements	0	201	0.0%	0.7%	0.7%	0.8%
% of FP17s Relating to Continuations	0	201	0.0%	0.7%	0.9%	0.9%
% of Patients satisfied with the dentistry they have received	0	0	N/A	94.8%	93.6%	93.2%
% of Patients satisfied with the time they had to wait for an appointment	0	0	N/A	88.9%	88.8%	88.8%

* This is based on patients treated on this contract for their most recent course of treatment. Figures in italics indicate the base number of FP17s or Patient Questionnaire responses are less than 100. N/A is shown where the base number of responses is less than 10 during the period. % is calculated as Quantity/Base number*100

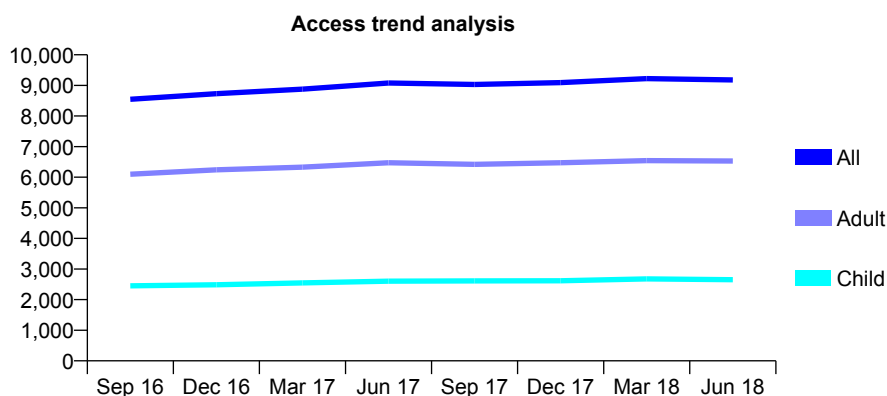
Q69 - Vital Signs At a Glance Contract Report for 122866/0001 - June 2018

Name or company name	Puresmile Reading Limited
Contract type name	GDS Contract
Purpose of contract	General
Contract start date	01/04/2012
Contract end date	

18/19 Contracted general activity (UDA)	29,025
Carry forward general activity (UDA)	0
18/19 Contracted orthodontic activity (UOA)	0
Carry forward orthodontic activity (UOA)	0
Baseline contract value	£728,254.91

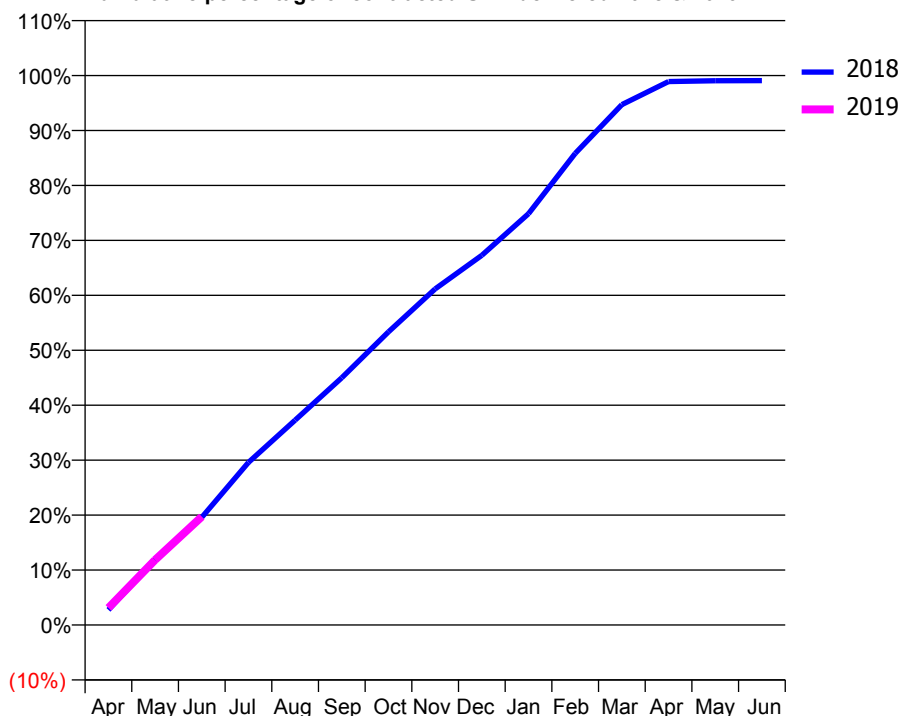
ACCESS*

Patients seen in 24 months	Total	Change since previous quarter
Quarter ending June 2017	9,077	
Quarter ending September 2017	9,030	→
Quarter ending December 2017	9,092	→
Quarter ending March 2018	9,221	→
Quarter ending June 2018	9,180	→
Variance since June 2017	1.1%	→



ACTIVITY

Cumulative percentage of contracted UDA delivered 2018 & 2019



Adjusted Scheduled Activity (UDA)

Month	2018	2019
April	830	908
May	3,610	3,442
June	5,918	5,726
July	8,935	
August	11,256	
September	13,586	
October	16,108	
November	18,462	
December	20,313	
January	22,592	
February	25,907	
March	28,586	
April	29,851	
May	29,899	
June	29,902	

QUALITY

	Quantity	Base Number	Contract	AT	Region	England
% of FP17s for the same patient ID Re-attending within 3 months - Children	76	853	8.9%	11.0%	11.0%	11.5%
% of FP17s for the same patient ID Re-attending within 3 months - Adults	224	1,720	13.0%	14.8%	15.3%	15.4%
% of FP17s for the same patient ID Re-attending between 3 & 9 months - Children	459	853	53.8%	59.0%	61.2%	58.9%
% of FP17s for the same patient ID Re-attending between 3 & 9 months - Adults	717	1,720	41.7%	49.5%	52.9%	51.6%
% of FP17s for Band 1 Urgent Courses	88	2,053	4.3%	9.7%	9.4%	8.9%
% of FP17s Relating to Free Repair or Replacements	32	2,053	1.6%	0.7%	0.7%	0.8%
% of FP17s Relating to Continuations	24	2,053	1.2%	0.7%	0.9%	0.9%
% of Patients satisfied with the dentistry they have received	12	13	92.3%	94.8%	93.6%	93.2%
% of Patients satisfied with the time they had to wait for an appointment	11	13	84.6%	88.9%	88.8%	88.8%

* This is based on patients treated on this contract for their most recent course of treatment. Figures in italics indicate the base number of FP17s or Patient Questionnaire responses are less than 100. N/A is shown where the base number of responses is less than 10 during the period. % is calculated as Quantity/Base number*100

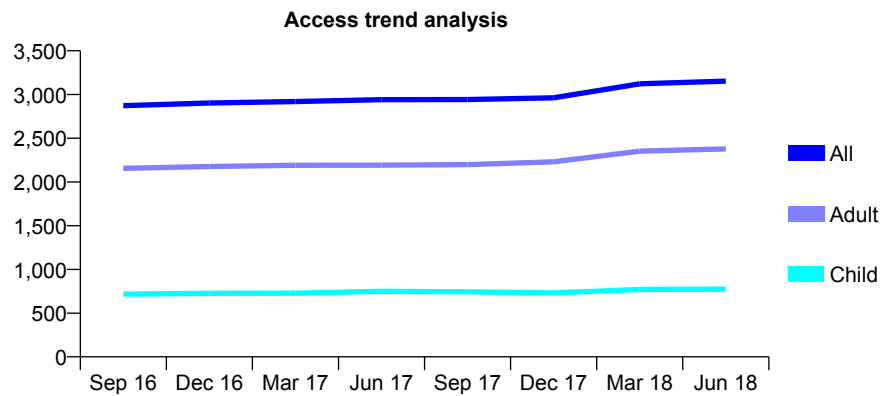
Q69 - Vital Signs At a Glance Contract Report for 127051/0001 - June 2018

Name or company name	Sensura (UK) Limited
Contract type name	GDS Contract
Purpose of contract	General
Contract start date	01/04/2012
Contract end date	

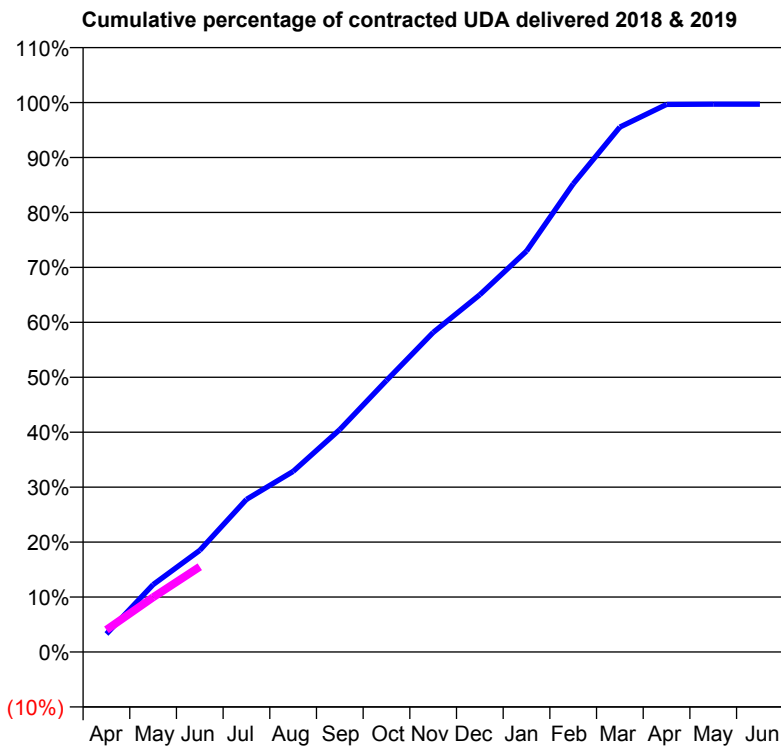
18/19 Contracted general activity (UDA)	11,300
Carry forward general activity (UDA)	0
18/19 Contracted orthodontic activity (UOA)	0
Carry forward orthodontic activity (UOA)	0
Baseline contract value	£293,702.23

ACCESS*

Patients seen in 24 months	Total	Change since previous quarter
Quarter ending June 2017	2,941	
Quarter ending September 2017	2,942	→
Quarter ending December 2017	2,962	→
Quarter ending March 2018	3,123	↑
Quarter ending June 2018	3,153	→
Variance since June 2017	7.2%	↑



ACTIVITY



Month	Adjusted Scheduled Activity (UDA)	
	2018	2019
April	371	456
May	1,386	1,125
June	2,091	1,752
July	3,137	
August	3,715	
September	4,575	
October	5,585	
November	6,573	
December	7,348	
January	8,243	
February	9,625	
March	10,795	
April	11,260	
May	11,265	
June	11,265	

QUALITY

	Quantity	Base Number	Contract	AT	Region	England
% of FP17s for the same patient ID Re-attending within 3 months - Children	23	288	8.0%	11.0%	11.0%	11.5%
% of FP17s for the same patient ID Re-attending within 3 months - Adults	61	639	9.5%	14.8%	15.3%	15.4%
% of FP17s for the same patient ID Re-attending between 3 & 9 months - Children	157	288	54.5%	59.0%	61.2%	58.9%
% of FP17s for the same patient ID Re-attending between 3 & 9 months - Adults	295	639	46.2%	49.5%	52.9%	51.6%
% of FP17s for Band 1 Urgent Courses	57	770	7.4%	9.7%	9.4%	8.9%
% of FP17s Relating to Free Repair or Replacements	3	770	0.4%	0.7%	0.7%	0.8%
% of FP17s Relating to Continuations	2	770	0.3%	0.7%	0.9%	0.9%
% of Patients satisfied with the dentistry they have received	2	2	N/A	94.8%	93.6%	93.2%
% of Patients satisfied with the time they had to wait for an appointment	2	2	N/A	88.9%	88.8%	88.8%

* This is based on patients treated on this contract for their most recent course of treatment. Figures in italics indicate the base number of FP17s or Patient Questionnaire responses are less than 100. N/A is shown where the base number of responses is less than 10 during the period. % is calculated as Quantity/Base number*100

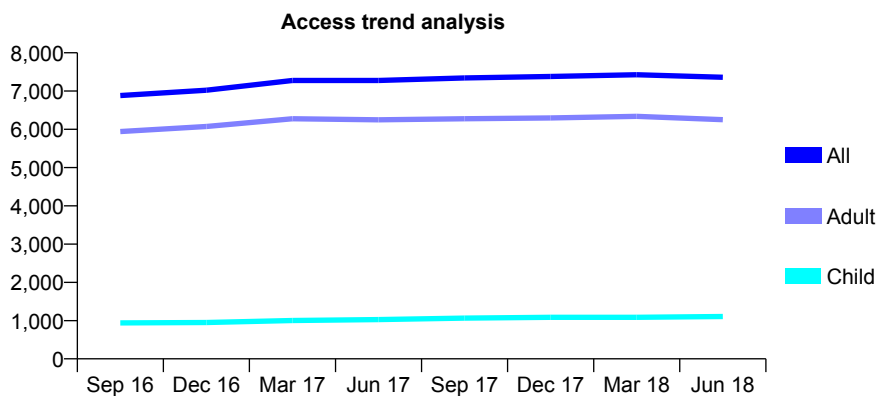
Q69 - Vital Signs At a Glance Contract Report for 127558/0001 - June 2018

Name or company name	Friar Street Dental Surgery
Contract type name	GDS Contract
Purpose of contract	General
Contract start date	01/04/2013
Contract end date	

18/19 Contracted general activity (UDA)	22,041
Carry forward general activity (UDA)	0
18/19 Contracted orthodontic activity (UOA)	0
Carry forward orthodontic activity (UOA)	0
Baseline contract value	£491,446.71

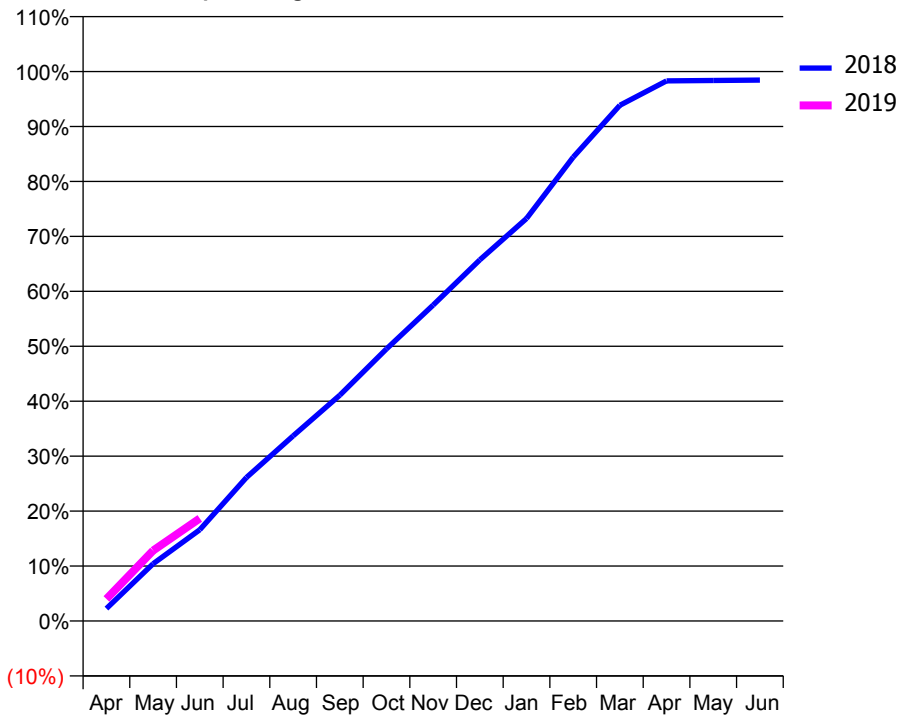
ACCESS*

Patients seen in 24 months	Total	Change since previous quarter
Quarter ending June 2017	7,277	
Quarter ending September 2017	7,342	→
Quarter ending December 2017	7,382	→
Quarter ending March 2018	7,427	→
Quarter ending June 2018	7,361	→
Variance since June 2017	1.2%	→



ACTIVITY

Cumulative percentage of contracted UDA delivered 2018 & 2019



Month	Adjusted Scheduled Activity (UDA)	
	2018	2019
April	520	884
May	2,390	2,825
June	3,808	4,116
July	5,990	
August	7,724	
September	9,418	
October	11,352	
November	13,180	
December	15,069	
January	16,792	
February	19,350	
March	21,516	
April	22,533	
May	22,548	
June	22,564	

QUALITY

	Quantity	Base Number	Contract	AT	Region	England
% of FP17s for the same patient ID Re-attending within 3 months - Children	35	399	8.8%	11.0%	11.0%	11.5%
% of FP17s for the same patient ID Re-attending within 3 months - Adults	211	1,823	11.6%	14.8%	15.3%	15.4%
% of FP17s for the same patient ID Re-attending between 3 & 9 months - Children	232	399	58.1%	59.0%	61.2%	58.9%
% of FP17s for the same patient ID Re-attending between 3 & 9 months - Adults	1,095	1,823	60.1%	49.5%	52.9%	51.6%
% of FP17s for Band 1 Urgent Courses	235	1,873	12.5%	9.7%	9.4%	8.9%
% of FP17s Relating to Free Repair or Replacements	11	1,873	0.6%	0.7%	0.7%	0.8%
% of FP17s Relating to Continuations	2	1,873	0.1%	0.7%	0.9%	0.9%
% of Patients satisfied with the dentistry they have received	4	4	N/A	94.8%	93.6%	93.2%
% of Patients satisfied with the time they had to wait for an appointment	3	4	N/A	88.9%	88.8%	88.8%

* This is based on patients treated on this contract for their most recent course of treatment. Figures in italics indicate the base number of FP17s or Patient Questionnaire responses are less than 100. N/A is shown where the base number of responses is less than 10 during the period. % is calculated as Quantity/Base number*100

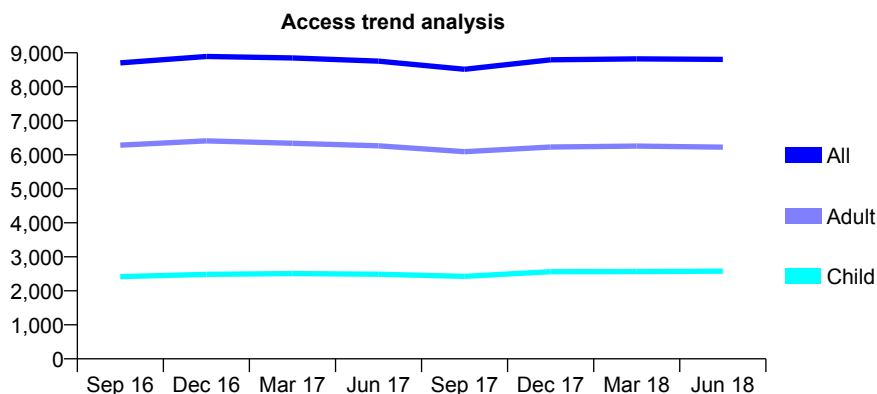
Q69 - Vital Signs At a Glance Contract Report for 128163/0004 - June 2018

Name or company name	Aspire Dental Care Limited
Contract type name	PDS Plus Contract
Purpose of contract	General
Contract start date	10/12/2012
Contract end date	31/08/2020

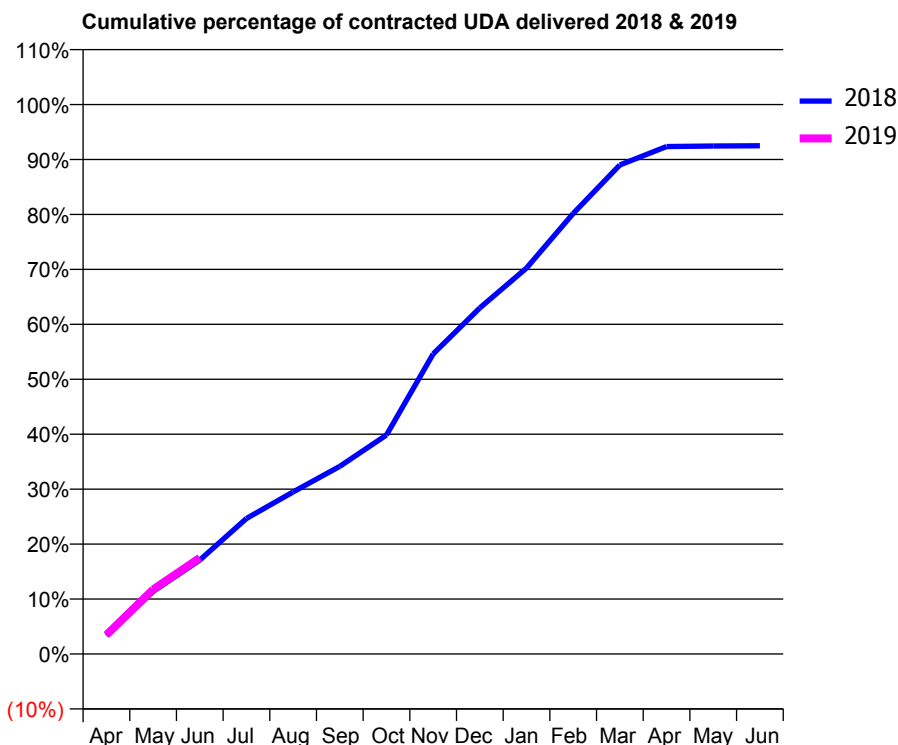
18/19 Contracted general activity (UDA)	24,000
Carry forward general activity (UDA)	0
18/19 Contracted orthodontic activity (UOA)	0
Carry forward orthodontic activity (UOA)	0
Baseline contract value	£322,993.81

ACCESS*

Patients seen in 24 months	Total	Change since previous quarter
Quarter ending June 2017	8,755	
Quarter ending September 2017	8,517	↓
Quarter ending December 2017	8,794	↑
Quarter ending March 2018	8,821	→
Quarter ending June 2018	8,806	→
Variance since June 2017	0.6%	→



ACTIVITY



Month	Adjusted Scheduled Activity (UDA)	
	2018	2019
April	809	836
May	2,732	2,822
June	4,102	4,199
July	5,922	
August	7,079	
September	8,198	
October	9,568	
November	13,107	
December	15,114	
January	16,856	
February	19,242	
March	21,362	
April	22,163	
May	22,186	
June	22,198	

QUALITY

	Quantity	Base Number	Contract	AT	Region	England
% of FP17s for the same patient ID Re-attending within 3 months - Children	79	763	10.4%	11.0%	11.0%	11.5%
% of FP17s for the same patient ID Re-attending within 3 months - Adults	286	1,523	18.8%	14.8%	15.3%	15.4%
% of FP17s for the same patient ID Re-attending between 3 & 9 months - Children	419	763	54.9%	59.0%	61.2%	58.9%
% of FP17s for the same patient ID Re-attending between 3 & 9 months - Adults	559	1,523	36.7%	49.5%	52.9%	51.6%
% of FP17s for Band 1 Urgent Courses	376	1,890	19.9%	9.7%	9.4%	8.9%
% of FP17s Relating to Free Repair or Replacements	4	1,890	0.2%	0.7%	0.7%	0.8%
% of FP17s Relating to Continuations	5	1,890	0.3%	0.7%	0.9%	0.9%
% of Patients satisfied with the dentistry they have received	8	9	N/A	94.8%	93.6%	93.2%
% of Patients satisfied with the time they had to wait for an appointment	6	9	N/A	88.9%	88.8%	88.8%

* This is based on patients treated on this contract for their most recent course of treatment. Figures in italics indicate the base number of FP17s or Patient Questionnaire responses are less than 100. N/A is shown where the base number of responses is less than 10 during the period. % is calculated as Quantity/Base number*100

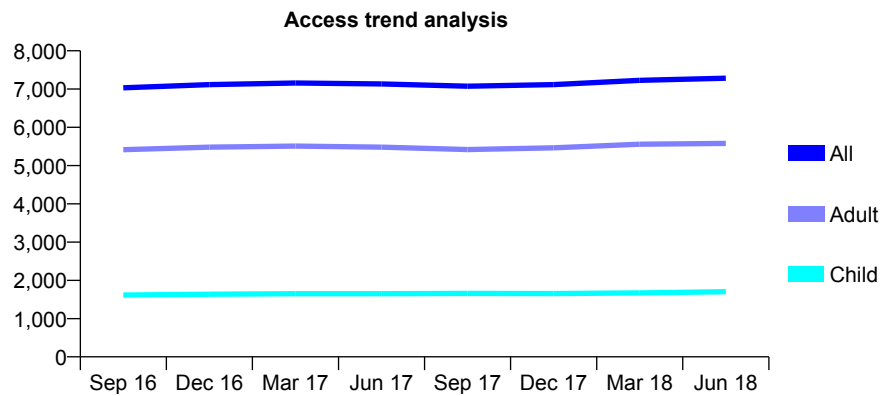
Q69 - Vital Signs At a Glance Contract Report for 128244/0001 - June 2018

Name or company name	The Dental Surgery Burnham Ltd
Contract type name	GDS Contract
Purpose of contract	General
Contract start date	01/04/2008
Contract end date	

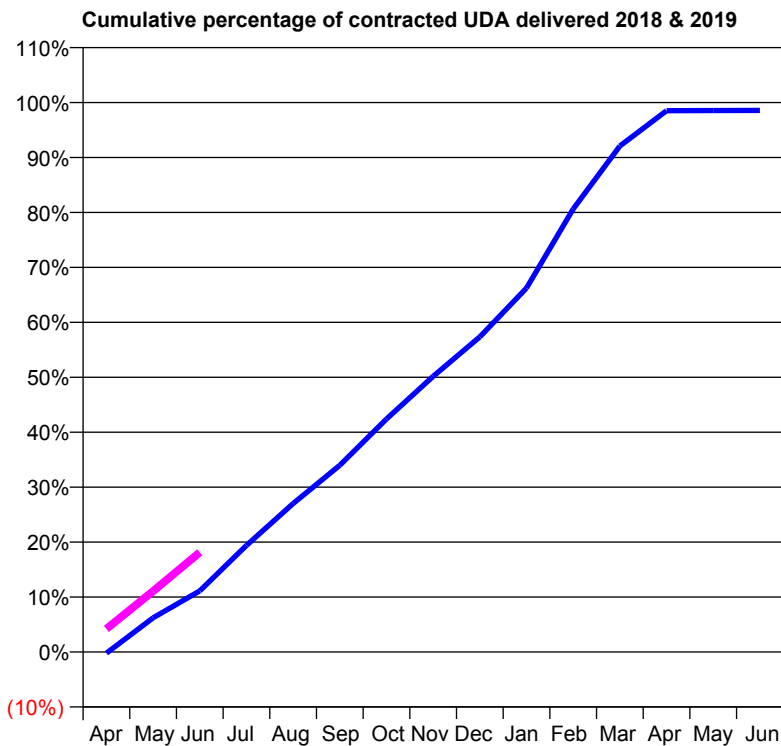
18/19 Contracted general activity (UDA)	18,494
Carry forward general activity (UDA)	0
18/19 Contracted orthodontic activity (UOA)	0
Carry forward orthodontic activity (UOA)	0
Baseline contract value	£446,544.39

ACCESS*

Patients seen in 24 months	Total	Change since previous quarter
Quarter ending June 2017	7,134	
Quarter ending September 2017	7,075	→
Quarter ending December 2017	7,116	→
Quarter ending March 2018	7,227	→
Quarter ending June 2018	7,282	→
Variance since June 2017	2.1%	↑



ACTIVITY



Month	Adjusted Scheduled Activity (UDA)	
	2018	2019
April	-41	780
May	1,153	2,047
June	2,058	3,355
July	3,590	
August	4,999	
September	6,285	
October	7,843	
November	9,281	
December	10,606	
January	12,249	
February	14,913	
March	17,032	
April	18,220	
May	18,221	
June	18,226	

QUALITY

	Quantity	Base Number	Contract	AT	Region	England
% of FP17s for the same patient ID Re-attending within 3 months - Children	46	659	7.0%	11.0%	11.0%	11.5%
% of FP17s for the same patient ID Re-attending within 3 months - Adults	322	1,860	17.3%	14.8%	15.3%	15.4%
% of FP17s for the same patient ID Re-attending between 3 & 9 months - Children	375	659	56.9%	59.0%	61.2%	58.9%
% of FP17s for the same patient ID Re-attending between 3 & 9 months - Adults	802	1,860	43.1%	49.5%	52.9%	51.6%
% of FP17s for Band 1 Urgent Courses	85	1,584	5.4%	9.7%	9.4%	8.9%
% of FP17s Relating to Free Repair or Replacements	29	1,584	1.8%	0.7%	0.7%	0.8%
% of FP17s Relating to Continuations	16	1,584	1.0%	0.7%	0.9%	0.9%
% of Patients satisfied with the dentistry they have received	6	8	N/A	94.8%	93.6%	93.2%
% of Patients satisfied with the time they had to wait for an appointment	8	8	N/A	88.9%	88.8%	88.8%

* This is based on patients treated on this contract for their most recent course of treatment. Figures in italics indicate the base number of FP17s or Patient Questionnaire responses are less than 100. N/A is shown where the base number of responses is less than 10 during the period. % is calculated as Quantity/Base number*100

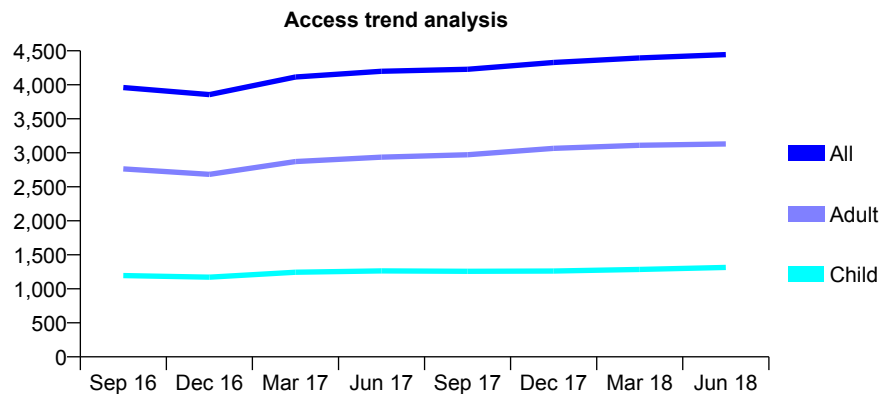
Q69 - Vital Signs At a Glance Contract Report for 129038/0001 - June 2018

Name or company name	Oxfordshire Therapy Limited
Contract type name	GDS Contract
Purpose of contract	General
Contract start date	01/04/2014
Contract end date	

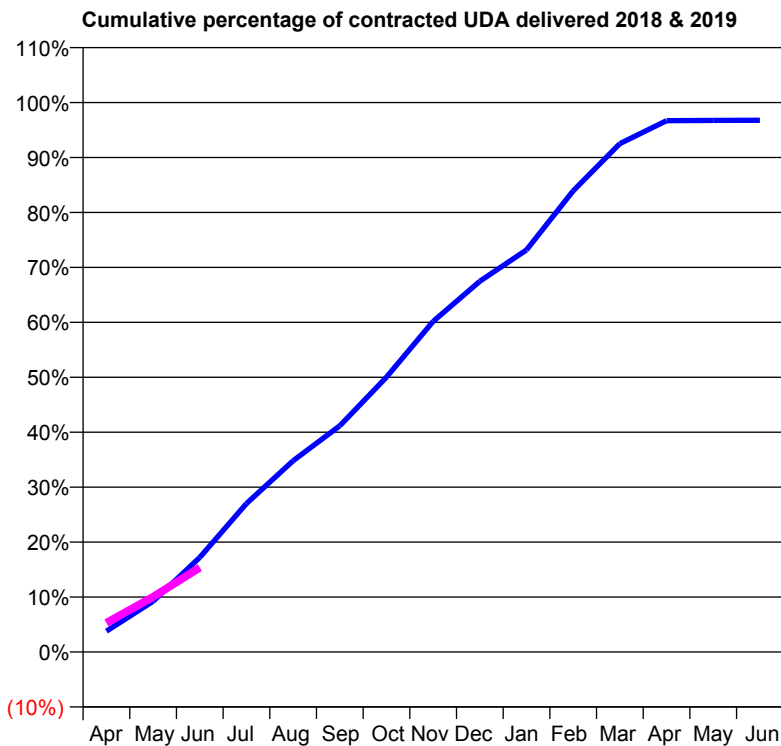
18/19 Contracted general activity (UDA)	12,500
Carry forward general activity (UDA)	0
18/19 Contracted orthodontic activity (UOA)	0
Carry forward orthodontic activity (UOA)	0
Baseline contract value	£304,288.58

ACCESS*

Patients seen in 24 months	Total	Change since previous quarter
Quarter ending June 2017	4,199	
Quarter ending September 2017	4,229	→
Quarter ending December 2017	4,328	↑
Quarter ending March 2018	4,395	→
Quarter ending June 2018	4,444	→
Variance since June 2017	5.8%	↑



ACTIVITY



Month	Adjusted Scheduled Activity (UDA)	
	2018	2019
April	473	664
May	1,156	1,254
June	2,153	1,923
July	3,378	
August	4,353	
September	5,146	
October	6,254	
November	7,521	
December	8,433	
January	9,146	
February	10,490	
March	11,566	
April	12,086	
May	12,093	
June	12,096	

QUALITY

	Quantity	Base Number	Contract	AT	Region	England
% of FP17s for the same patient ID Re-attending within 3 months - Children	45	582	7.7%	11.0%	11.0%	11.5%
% of FP17s for the same patient ID Re-attending within 3 months - Adults	148	994	14.9%	14.8%	15.3%	15.4%
% of FP17s for the same patient ID Re-attending between 3 & 9 months - Children	383	582	65.8%	59.0%	61.2%	58.9%
% of FP17s for the same patient ID Re-attending between 3 & 9 months - Adults	612	994	61.6%	49.5%	52.9%	51.6%
% of FP17s for Band 1 Urgent Courses	149	1,245	12.0%	9.7%	9.4%	8.9%
% of FP17s Relating to Free Repair or Replacements	5	1,245	0.4%	0.7%	0.7%	0.8%
% of FP17s Relating to Continuations	14	1,245	1.1%	0.7%	0.9%	0.9%
% of Patients satisfied with the dentistry they have received	3	3	N/A	94.8%	93.6%	93.2%
% of Patients satisfied with the time they had to wait for an appointment	3	3	N/A	88.9%	88.8%	88.8%

* This is based on patients treated on this contract for their most recent course of treatment. Figures in italics indicate the base number of FP17s or Patient Questionnaire responses are less than 100. N/A is shown where the base number of responses is less than 10 during the period. % is calculated as Quantity/Base number*100

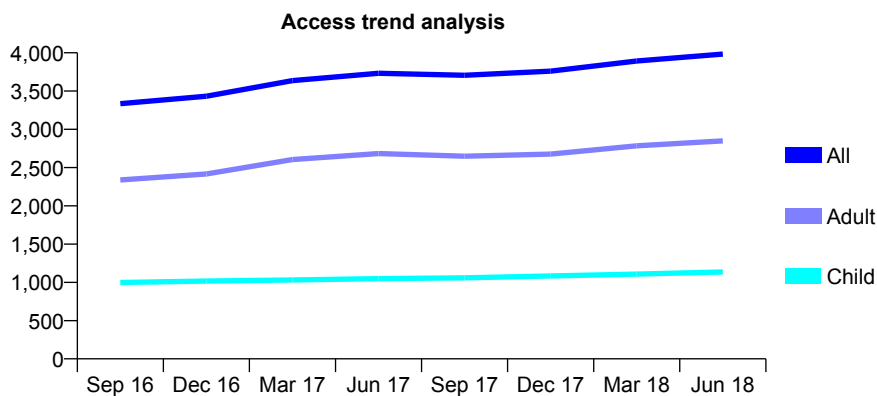
Q69 - Vital Signs At a Glance Contract Report for 129917/0001 - June 2018

Name or company name	Ash Tree House Dental
Contract type name	GDS Contract
Purpose of contract	General
Contract start date	21/08/2012
Contract end date	

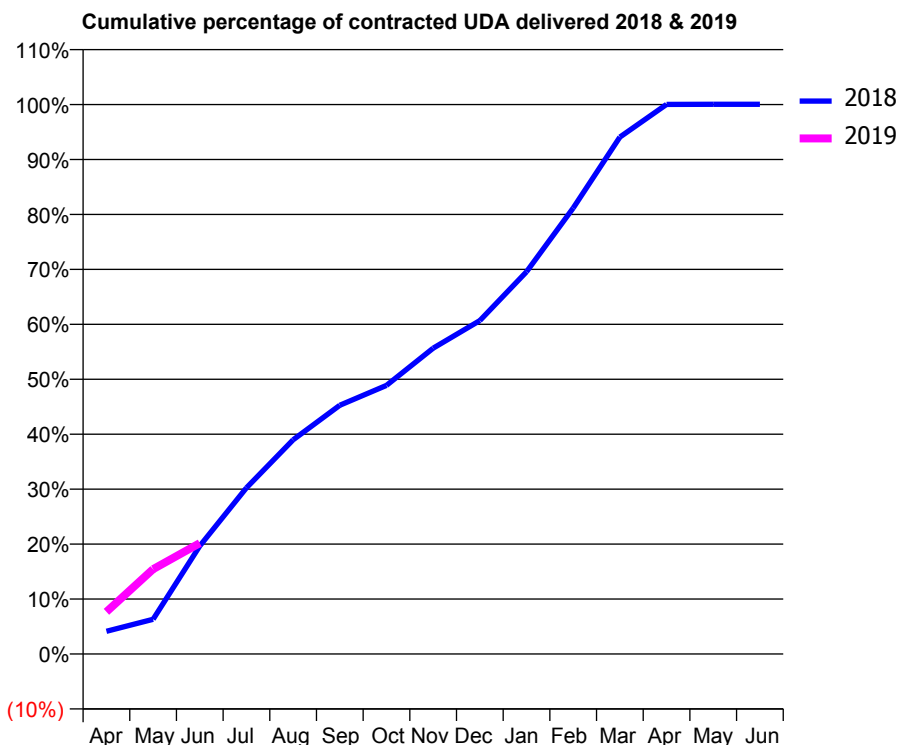
18/19 Contracted general activity (UDA)	5,800
Carry forward general activity (UDA)	0
18/19 Contracted orthodontic activity (UOA)	0
Carry forward orthodontic activity (UOA)	0
Baseline contract value	£127,734.27

ACCESS*

Patients seen in 24 months	Total	Change since previous quarter
Quarter ending June 2017	3,732	
Quarter ending September 2017	3,706	→
Quarter ending December 2017	3,760	→
Quarter ending March 2018	3,893	↑
Quarter ending June 2018	3,984	↑
Variance since June 2017	6.8%	↑



ACTIVITY



Month	Adjusted Scheduled Activity (UDA)	
	2018	2019
April	263	445
May	403	896
June	1,256	1,171
July	1,930	
August	2,487	
September	2,889	
October	3,119	
November	3,550	
December	3,871	
January	4,438	
February	5,178	
March	6,002	
April	6,381	
May	6,383	
June	6,383	

QUALITY

	Quantity	Base Number	Contract	AT	Region	England
% of FP17s for the same patient ID Re-attending within 3 months - Children	32	454	7.0%	11.0%	11.0%	11.5%
% of FP17s for the same patient ID Re-attending within 3 months - Adults	100	849	11.8%	14.8%	15.3%	15.4%
% of FP17s for the same patient ID Re-attending between 3 & 9 months - Children	287	454	63.2%	59.0%	61.2%	58.9%
% of FP17s for the same patient ID Re-attending between 3 & 9 months - Adults	262	849	30.9%	49.5%	52.9%	51.6%
% of FP17s for Band 1 Urgent Courses	73	756	9.7%	9.7%	9.4%	8.9%
% of FP17s Relating to Free Repair or Replacements	4	756	0.5%	0.7%	0.7%	0.8%
% of FP17s Relating to Continuations	3	756	0.4%	0.7%	0.9%	0.9%
% of Patients satisfied with the dentistry they have received	3	3	N/A	94.8%	93.6%	93.2%
% of Patients satisfied with the time they had to wait for an appointment	3	3	N/A	88.9%	88.8%	88.8%

* This is based on patients treated on this contract for their most recent course of treatment. Figures in italics indicate the base number of FP17s or Patient Questionnaire responses are less than 100. N/A is shown where the base number of responses is less than 10 during the period. % is calculated as Quantity/Base number*100

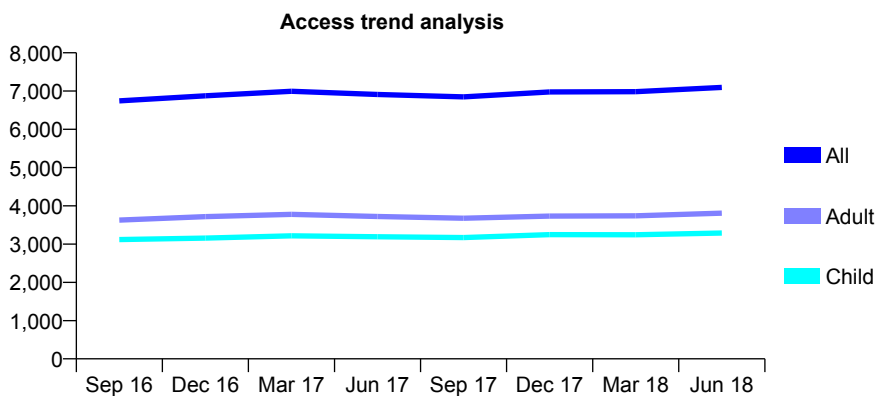
Q69 - Vital Signs At a Glance Contract Report for 130230/0001 - June 2018

Name or company name	WEXHAM ROAD DENTAL SURGERY LTD
Contract type name	GDS Contract
Purpose of contract	General
Contract start date	04/04/2008
Contract end date	

18/19 Contracted general activity (UDA)	16,630
Carry forward general activity (UDA)	0
18/19 Contracted orthodontic activity (UOA)	0
Carry forward orthodontic activity (UOA)	0
Baseline contract value	£540,751.72

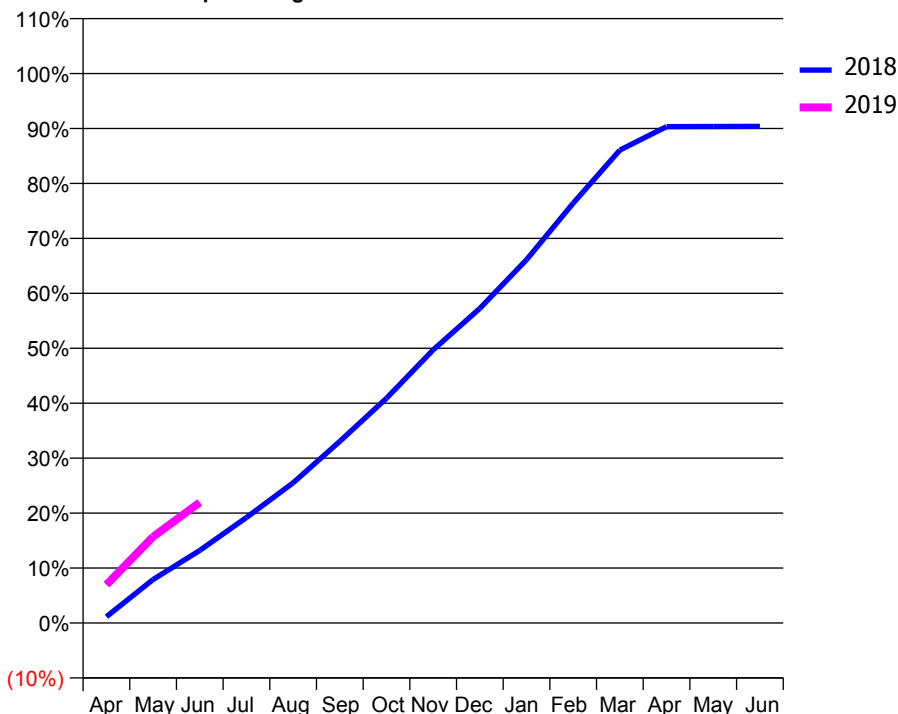
ACCESS*

Patients seen in 24 months	Total	Change since previous quarter
Quarter ending June 2017	6,912	
Quarter ending September 2017	6,847	→
Quarter ending December 2017	6,978	→
Quarter ending March 2018	6,984	→
Quarter ending June 2018	7,097	→
Variance since June 2017	2.7%	↑



ACTIVITY

Cumulative percentage of contracted UDA delivered 2018 & 2019



Adjusted Scheduled Activity (UDA)

Month	2018	2019
April	193	1,162
May	1,317	2,611
June	2,199	3,652
July	3,194	
August	4,242	
September	5,499	
October	6,800	
November	8,267	
December	9,523	
January	10,996	
February	12,708	
March	14,314	
April	15,022	
May	15,028	
June	15,029	

QUALITY

	Quantity	Base Number	Contract	AT	Region	England
% of FP17s for the same patient ID Re-attending within 3 months - Children	147	1,058	13.9%	11.0%	11.0%	11.5%
% of FP17s for the same patient ID Re-attending within 3 months - Adults	205	984	20.8%	14.8%	15.3%	15.4%
% of FP17s for the same patient ID Re-attending between 3 & 9 months - Children	410	1,058	38.8%	59.0%	61.2%	58.9%
% of FP17s for the same patient ID Re-attending between 3 & 9 months - Adults	279	984	28.4%	49.5%	52.9%	51.6%
% of FP17s for Band 1 Urgent Courses	291	1,613	18.0%	9.7%	9.4%	8.9%
% of FP17s Relating to Free Repair or Replacements	5	1,613	0.3%	0.7%	0.7%	0.8%
% of FP17s Relating to Continuations	16	1,613	1.0%	0.7%	0.9%	0.9%
% of Patients satisfied with the dentistry they have received	2	2	N/A	94.8%	93.6%	93.2%
% of Patients satisfied with the time they had to wait for an appointment	2	2	N/A	88.9%	88.8%	88.8%

* This is based on patients treated on this contract for their most recent course of treatment. Figures in italics indicate the base number of FP17s or Patient Questionnaire responses are less than 100. N/A is shown where the base number of responses is less than 10 during the period. % is calculated as Quantity/Base number*100

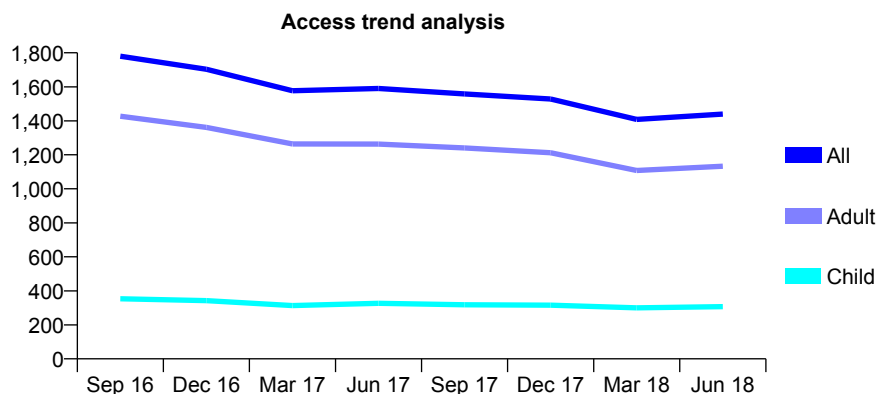
Q69 - Vital Signs At a Glance Contract Report for 131539/0001 - June 2018

Name or company name	Eurodental Limited
Contract type name	GDS Contract
Purpose of contract	General
Contract start date	01/01/2009
Contract end date	

18/19 Contracted general activity (UDA)	8,541
Carry forward general activity (UDA)	0
18/19 Contracted orthodontic activity (UOA)	0
Carry forward orthodontic activity (UOA)	0
Baseline contract value	£204,286.50

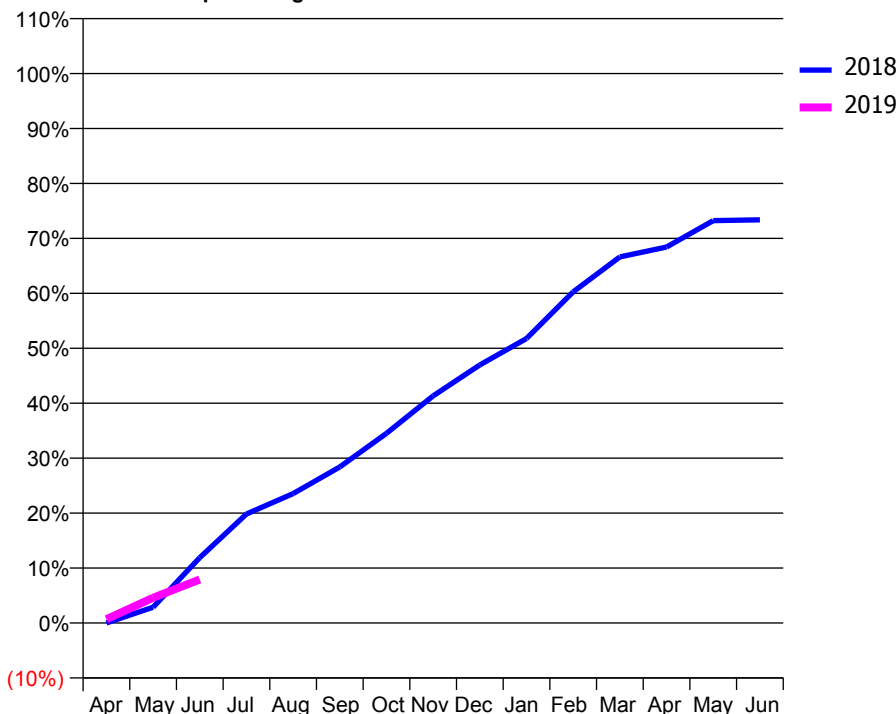
ACCESS*

Patients seen in 24 months	Total	Change since previous quarter
Quarter ending June 2017	1,590	
Quarter ending September 2017	1,558	↓
Quarter ending December 2017	1,528	↓
Quarter ending March 2018	1,408	↓
Quarter ending June 2018	1,440	↑
Variance since June 2017	(9.4%)	↓



ACTIVITY

Cumulative percentage of contracted UDA delivered 2018 & 2019



Month	Adjusted Scheduled Activity (UDA)	
	2018	2019
April	0	59
May	246	392
June	1,016	676
July	1,694	
August	2,011	
September	2,426	
October	2,949	
November	3,530	
December	4,012	
January	4,423	
February	5,148	
March	5,691	
April	5,843	
May	6,254	
June	6,267	

QUALITY

	Quantity	Base Number	Contract	AT	Region	England
% of FP17s for the same patient ID Re-attending within 3 months - Children	24	109	22.0%	11.0%	11.0%	11.5%
% of FP17s for the same patient ID Re-attending within 3 months - Adults	67	315	21.3%	14.8%	15.3%	15.4%
% of FP17s for the same patient ID Re-attending between 3 & 9 months - Children	52	109	47.7%	59.0%	61.2%	58.9%
% of FP17s for the same patient ID Re-attending between 3 & 9 months - Adults	142	315	45.1%	49.5%	52.9%	51.6%
% of FP17s for Band 1 Urgent Courses	45	282	16.0%	9.7%	9.4%	8.9%
% of FP17s Relating to Free Repair or Replacements	2	282	0.7%	0.7%	0.7%	0.8%
% of FP17s Relating to Continuations	9	282	3.2%	0.7%	0.9%	0.9%
% of Patients satisfied with the dentistry they have received	2	3	N/A	94.8%	93.6%	93.2%
% of Patients satisfied with the time they had to wait for an appointment	2	3	N/A	88.9%	88.8%	88.8%

* This is based on patients treated on this contract for their most recent course of treatment. Figures in italics indicate the base number of FP17s or Patient Questionnaire responses are less than 100. N/A is shown where the base number of responses is less than 10 during the period. % is calculated as Quantity/Base number*100

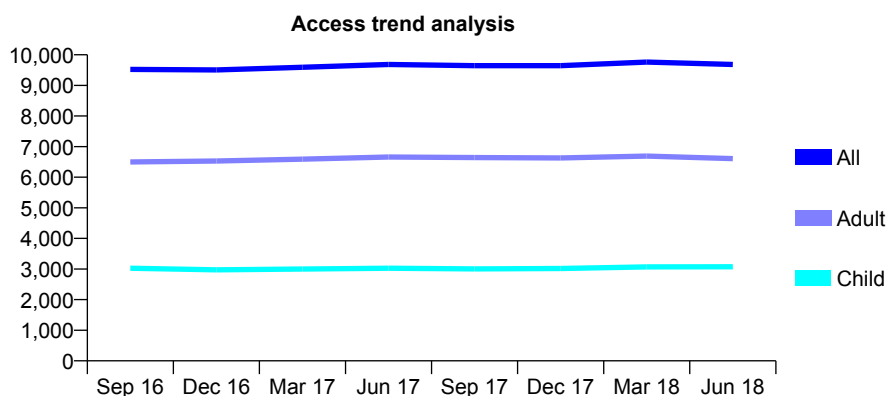
Q69 - Vital Signs At a Glance Contract Report for 133752/0001 - June 2018

Name or company name	Winnersh Dental Practice Ltd
Contract type name	GDS Contract
Purpose of contract	General
Contract start date	05/02/2010
Contract end date	

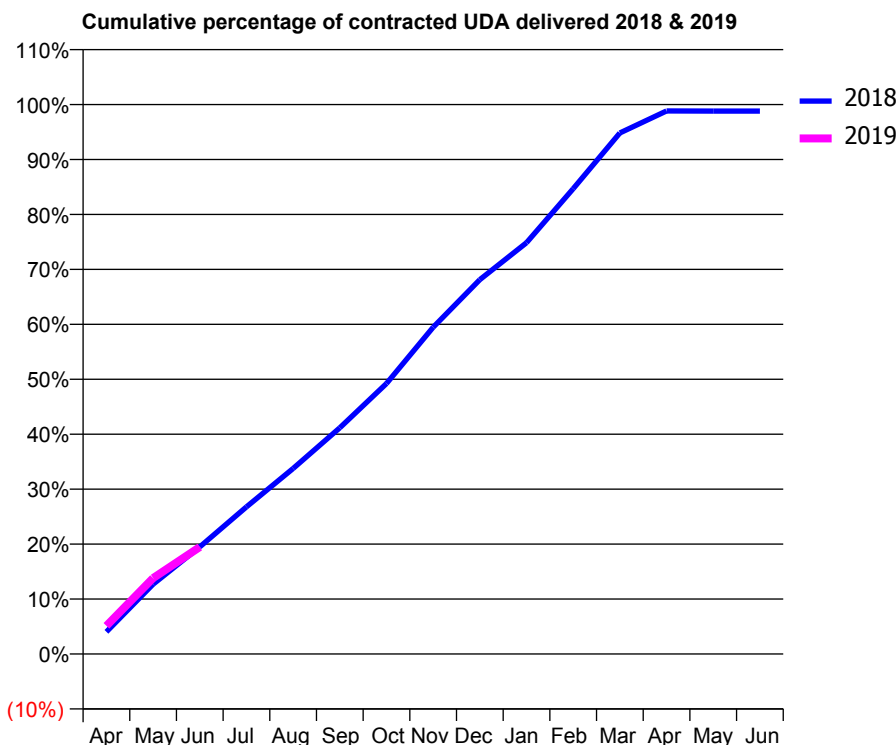
18/19 Contracted general activity (UDA)	23,809
Carry forward general activity (UDA)	0
18/19 Contracted orthodontic activity (UOA)	0
Carry forward orthodontic activity (UOA)	0
Baseline contract value	£587,018.19

ACCESS*

Patients seen in 24 months	Total	Change since previous quarter
Quarter ending June 2017	9,684	
Quarter ending September 2017	9,646	→
Quarter ending December 2017	9,647	→
Quarter ending March 2018	9,761	→
Quarter ending June 2018	9,682	→
Variance since June 2017	(0.0%)	→



ACTIVITY



Month	Adjusted Scheduled Activity (UDA)	
	2018	2019
April	963	1,223
May	3,026	3,290
June	4,644	4,634
July	6,375	
August	8,037	
September	9,804	
October	11,719	
November	14,161	
December	16,221	
January	17,823	
February	20,161	
March	22,575	
April	23,530	
May	23,523	
June	23,526	

QUALITY

	Quantity	Base Number	Contract	AT	Region	England
% of FP17s for the same patient ID Re-attending within 3 months - Children	98	1,068	9.2%	11.0%	11.0%	11.5%
% of FP17s for the same patient ID Re-attending within 3 months - Adults	299	1,917	15.6%	14.8%	15.3%	15.4%
% of FP17s for the same patient ID Re-attending between 3 & 9 months - Children	666	1,068	62.4%	59.0%	61.2%	58.9%
% of FP17s for the same patient ID Re-attending between 3 & 9 months - Adults	1,041	1,917	54.3%	49.5%	52.9%	51.6%
% of FP17s for Band 1 Urgent Courses	254	2,542	10.0%	9.7%	9.4%	8.9%
% of FP17s Relating to Free Repair or Replacements	33	2,542	1.3%	0.7%	0.7%	0.8%
% of FP17s Relating to Continuations	10	2,542	0.4%	0.7%	0.9%	0.9%
% of Patients satisfied with the dentistry they have received	6	6	N/A	94.8%	93.6%	93.2%
% of Patients satisfied with the time they had to wait for an appointment	5	6	N/A	88.9%	88.8%	88.8%

* This is based on patients treated on this contract for their most recent course of treatment. Figures in italics indicate the base number of FP17s or Patient Questionnaire responses are less than 100. N/A is shown where the base number of responses is less than 10 during the period. % is calculated as Quantity/Base number*100

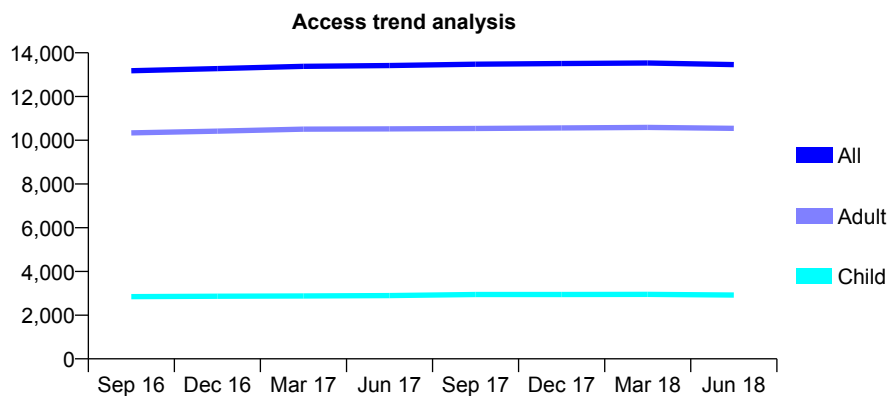
Q69 - Vital Signs At a Glance Contract Report for 134384/0001 - June 2018

Name or company name	Sam Health Ltd
Contract type name	GDS Contract
Purpose of contract	General
Contract start date	01/05/2013
Contract end date	

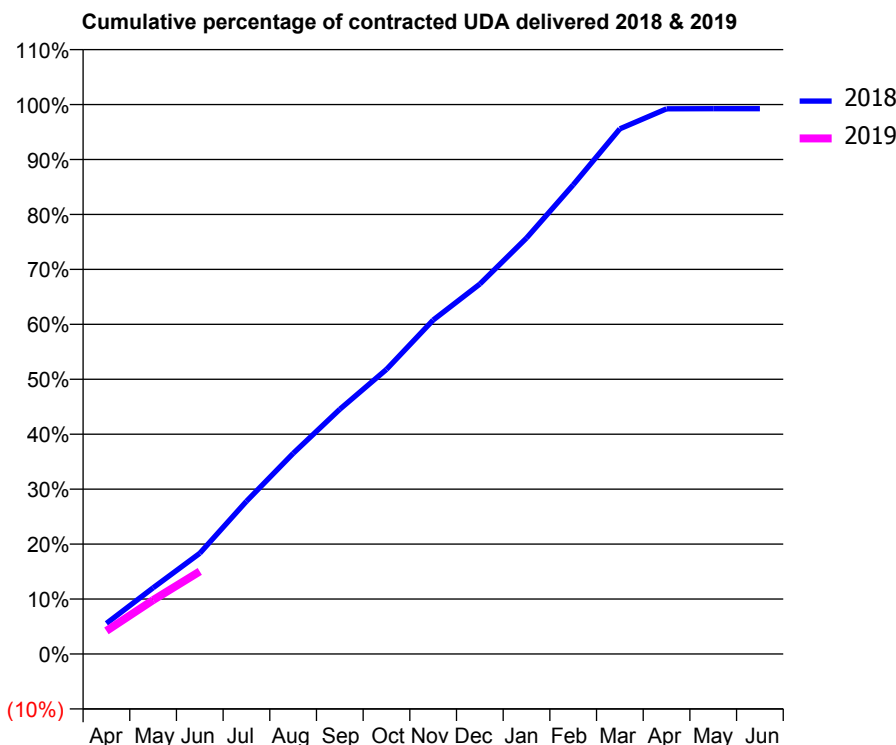
18/19 Contracted general activity (UDA)	40,939
Carry forward general activity (UDA)	0
18/19 Contracted orthodontic activity (UOA)	0
Carry forward orthodontic activity (UOA)	0
Baseline contract value	£999,162.46

ACCESS*

Patients seen in 24 months	Total	Change since previous quarter
Quarter ending June 2017	13,416	
Quarter ending September 2017	13,478	→
Quarter ending December 2017	13,507	→
Quarter ending March 2018	13,535	→
Quarter ending June 2018	13,463	→
Variance since June 2017	0.4%	→



ACTIVITY



Month	Adjusted Scheduled Activity (UDA)	
	2018	2019
April	2,279	1,726
May	4,934	4,019
June	7,505	6,157
July	11,380	
August	14,949	
September	18,235	
October	21,204	
November	24,883	
December	27,566	
January	30,996	
February	34,957	
March	39,131	
April	40,615	
May	40,631	
June	40,631	

QUALITY

	Quantity	Base Number	Contract	AT	Region	England
% of FP17s for the same patient ID Re-attending within 3 months - Children	69	996	6.9%	11.0%	11.0%	11.5%
% of FP17s for the same patient ID Re-attending within 3 months - Adults	489	2,847	17.2%	14.8%	15.3%	15.4%
% of FP17s for the same patient ID Re-attending between 3 & 9 months - Children	611	996	61.3%	59.0%	61.2%	58.9%
% of FP17s for the same patient ID Re-attending between 3 & 9 months - Adults	1,415	2,847	49.7%	49.5%	52.9%	51.6%
% of FP17s for Band 1 Urgent Courses	336	3,168	10.6%	9.7%	9.4%	8.9%
% of FP17s Relating to Free Repair or Replacements	34	3,168	1.1%	0.7%	0.7%	0.8%
% of FP17s Relating to Continuations	26	3,168	0.8%	0.7%	0.9%	0.9%
% of Patients satisfied with the dentistry they have received	17	18	94.4%	94.8%	93.6%	93.2%
% of Patients satisfied with the time they had to wait for an appointment	17	18	94.4%	88.9%	88.8%	88.8%

* This is based on patients treated on this contract for their most recent course of treatment. Figures in italics indicate the base number of FP17s or Patient Questionnaire responses are less than 100. N/A is shown where the base number of responses is less than 10 during the period. % is calculated as Quantity/Base number*100

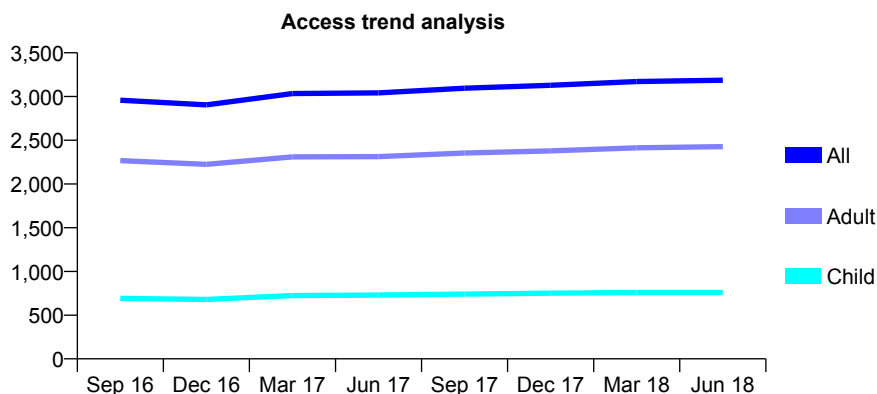
Q69 - Vital Signs At a Glance Contract Report for 136425/0001 - June 2018

Name or company name	Barsar Ltd
Contract type name	GDS Contract
Purpose of contract	General
Contract start date	01/09/2011
Contract end date	

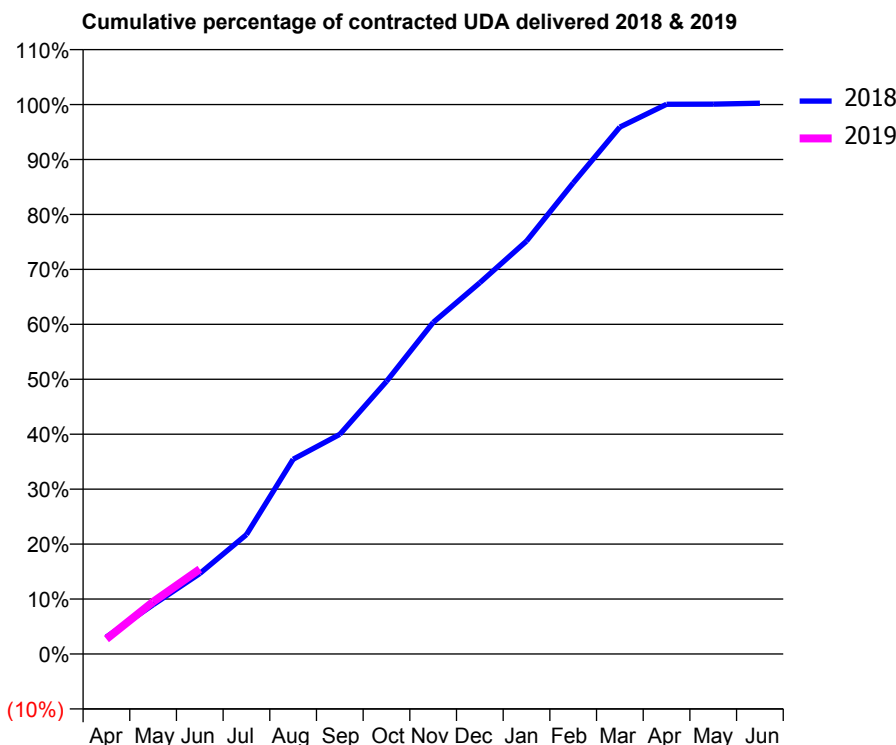
18/19 Contracted general activity (UDA)	7,016
Carry forward general activity (UDA)	0
18/19 Contracted orthodontic activity (UOA)	0
Carry forward orthodontic activity (UOA)	0
Baseline contract value	£148,465.16

ACCESS*

Patients seen in 24 months	Total	Change since previous quarter
Quarter ending June 2017	3,042	
Quarter ending September 2017	3,095	→
Quarter ending December 2017	3,129	→
Quarter ending March 2018	3,172	→
Quarter ending June 2018	3,186	→
Variance since June 2017	4.7%	↑



ACTIVITY



Month	Adjusted Scheduled Activity (UDA)	
	2018	2019
April	217	191
May	630	667
June	1,027	1,084
July	1,524	
August	2,486	
September	2,806	
October	3,481	
November	4,234	
December	4,740	
January	5,272	
February	6,014	
March	6,727	
April	7,019	
May	7,021	
June	7,033	

QUALITY

	Quantity	Base Number	Contract	AT	Region	England
% of FP17s for the same patient ID Re-attending within 3 months - Children	12	238	5.0%	11.0%	11.0%	11.5%
% of FP17s for the same patient ID Re-attending within 3 months - Adults	126	700	18.0%	14.8%	15.3%	15.4%
% of FP17s for the same patient ID Re-attending between 3 & 9 months - Children	139	238	58.4%	59.0%	61.2%	58.9%
% of FP17s for the same patient ID Re-attending between 3 & 9 months - Adults	328	700	46.9%	49.5%	52.9%	51.6%
% of FP17s for Band 1 Urgent Courses	99	599	16.5%	9.7%	9.4%	8.9%
% of FP17s Relating to Free Repair or Replacements	9	599	1.5%	0.7%	0.7%	0.8%
% of FP17s Relating to Continuations	2	599	0.3%	0.7%	0.9%	0.9%
% of Patients satisfied with the dentistry they have received	5	5	N/A	94.8%	93.6%	93.2%
% of Patients satisfied with the time they had to wait for an appointment	5	5	N/A	88.9%	88.8%	88.8%

* This is based on patients treated on this contract for their most recent course of treatment. Figures in italics indicate the base number of FP17s or Patient Questionnaire responses are less than 100. N/A is shown where the base number of responses is less than 10 during the period. % is calculated as Quantity/Base number*100

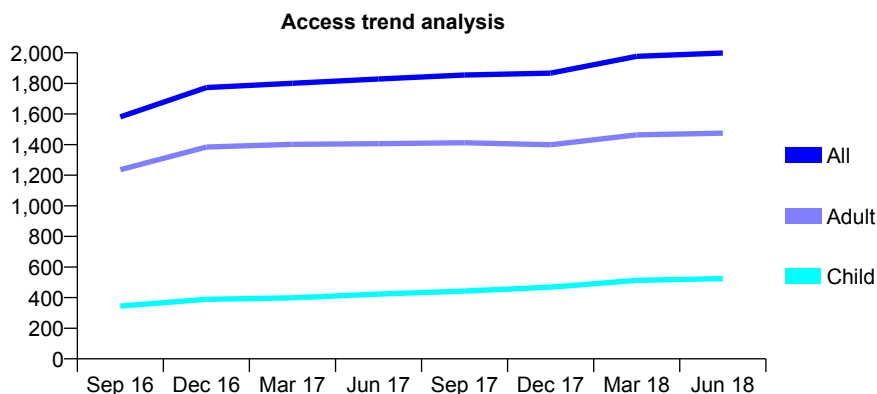
Q69 - Vital Signs At a Glance Contract Report for 136425/0002 - June 2018

Name or company name	Barsar Ltd
Contract type name	GDS Contract
Purpose of contract	General
Contract start date	20/01/2015
Contract end date	

18/19 Contracted general activity (UDA)	4,510
Carry forward general activity (UDA)	0
18/19 Contracted orthodontic activity (UOA)	0
Carry forward orthodontic activity (UOA)	0
Baseline contract value	£96,824.00

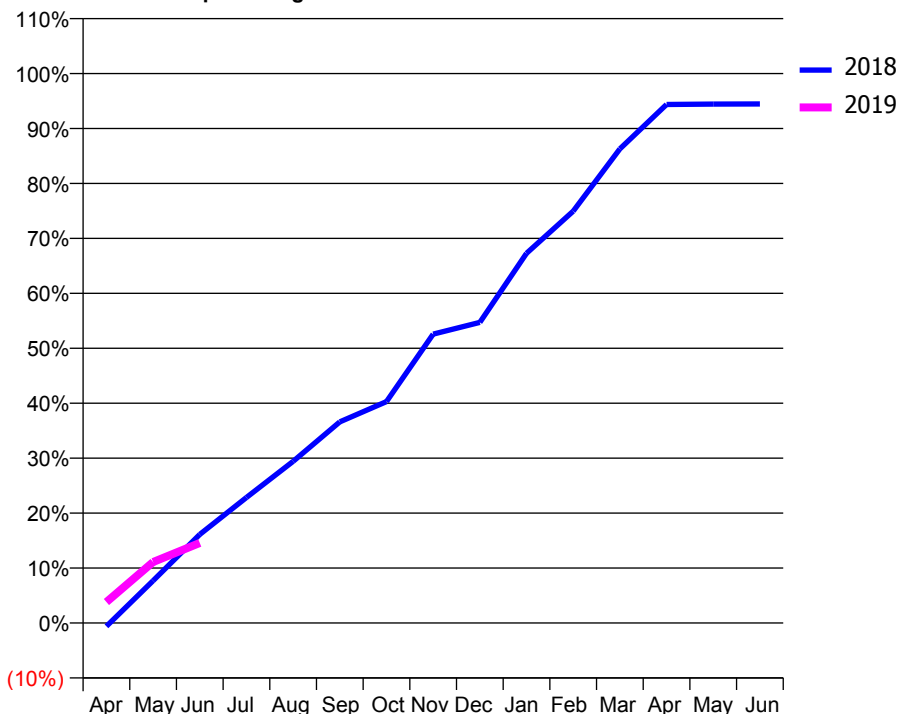
ACCESS*

Patients seen in 24 months	Total	Change since previous quarter
Quarter ending June 2017	1,829	
Quarter ending September 2017	1,855	→
Quarter ending December 2017	1,867	→
Quarter ending March 2018	1,977	↑
Quarter ending June 2018	1,999	→
Variance since June 2017	9.3%	↑



ACTIVITY

Cumulative percentage of contracted UDA delivered 2018 & 2019



Month	Adjusted Scheduled Activity (UDA)	
	2018	2019
April	-28	172
May	348	501
June	727	658
July	1,030	
August	1,327	
September	1,651	
October	1,817	
November	2,371	
December	2,467	
January	3,034	
February	3,380	
March	3,891	
April	4,256	
May	4,259	
June	4,260	

QUALITY

	Quantity	Base Number	Contract	AT	Region	England
% of FP17s for the same patient ID Re-attending within 3 months - Children	8	180	4.4%	11.0%	11.0%	11.5%
% of FP17s for the same patient ID Re-attending within 3 months - Adults	54	392	13.8%	14.8%	15.3%	15.4%
% of FP17s for the same patient ID Re-attending between 3 & 9 months - Children	101	180	56.1%	59.0%	61.2%	58.9%
% of FP17s for the same patient ID Re-attending between 3 & 9 months - Adults	185	392	47.2%	49.5%	52.9%	51.6%
% of FP17s for Band 1 Urgent Courses	68	423	16.1%	9.7%	9.4%	8.9%
% of FP17s Relating to Free Repair or Replacements	3	423	0.7%	0.7%	0.7%	0.8%
% of FP17s Relating to Continuations	0	423	0.0%	0.7%	0.9%	0.9%
% of Patients satisfied with the dentistry they have received	2	2	N/A	94.8%	93.6%	93.2%
% of Patients satisfied with the time they had to wait for an appointment	2	2	N/A	88.9%	88.8%	88.8%

* This is based on patients treated on this contract for their most recent course of treatment. Figures in italics indicate the base number of FP17s or Patient Questionnaire responses are less than 100. N/A is shown where the base number of responses is less than 10 during the period. % is calculated as Quantity/Base number*100

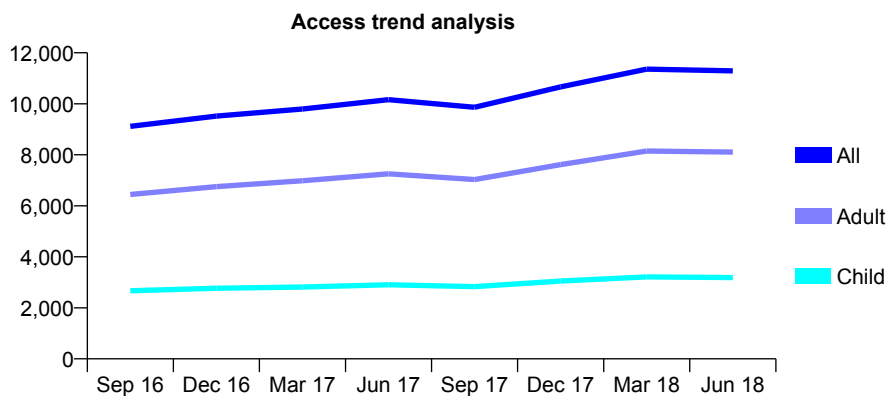
Q69 - Vital Signs At a Glance Contract Report for 137588/0006 - June 2018

Name or company name	Damira Dental Studios Ltd
Contract type name	GDS Contract
Purpose of contract	General
Contract start date	01/04/2015
Contract end date	

18/19 Contracted general activity (UDA)	46,702
Carry forward general activity (UDA)	0
18/19 Contracted orthodontic activity (UOA)	0
Carry forward orthodontic activity (UOA)	0
Baseline contract value	£1,215,891.10

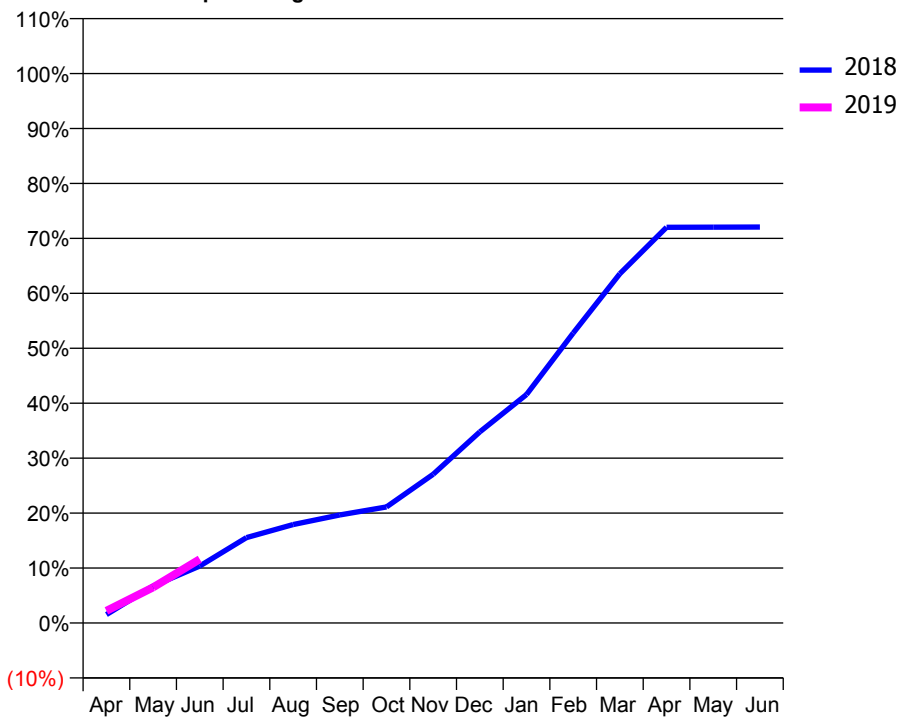
ACCESS*

Patients seen in 24 months	Total	Change since previous quarter
Quarter ending June 2017	10,161	
Quarter ending September 2017	9,863	↓
Quarter ending December 2017	10,665	↑
Quarter ending March 2018	11,359	↑
Quarter ending June 2018	11,293	→
Variance since June 2017	11.1%	↑



ACTIVITY

Cumulative percentage of contracted UDA delivered 2018 & 2019



Month	Adjusted Scheduled Activity (UDA)	
	2018	2019
April	725	1,033
May	3,140	3,037
June	4,843	5,425
July	7,260	
August	8,374	
September	9,191	
October	9,865	
November	12,643	
December	16,249	
January	19,418	
February	24,645	
March	29,690	
April	33,628	
May	33,637	
June	33,650	

QUALITY

	Quantity	Base Number	Contract	AT	Region	England
% of FP17s for the same patient ID Re-attending within 3 months - Children	112	1,197	9.4%	11.0%	11.0%	11.5%
% of FP17s for the same patient ID Re-attending within 3 months - Adults	421	2,712	15.5%	14.8%	15.3%	15.4%
% of FP17s for the same patient ID Re-attending between 3 & 9 months - Children	773	1,197	64.6%	59.0%	61.2%	58.9%
% of FP17s for the same patient ID Re-attending between 3 & 9 months - Adults	1,303	2,712	48.0%	49.5%	52.9%	51.6%
% of FP17s for Band 1 Urgent Courses	400	2,764	14.5%	9.7%	9.4%	8.9%
% of FP17s Relating to Free Repair or Replacements	9	2,764	0.3%	0.7%	0.7%	0.8%
% of FP17s Relating to Continuations	13	2,764	0.5%	0.7%	0.9%	0.9%
% of Patients satisfied with the dentistry they have received	2	2	N/A	94.8%	93.6%	93.2%
% of Patients satisfied with the time they had to wait for an appointment	2	2	N/A	88.9%	88.8%	88.8%

* This is based on patients treated on this contract for their most recent course of treatment. Figures in italics indicate the base number of FP17s or Patient Questionnaire responses are less than 100. N/A is shown where the base number of responses is less than 10 during the period. % is calculated as Quantity/Base number*100

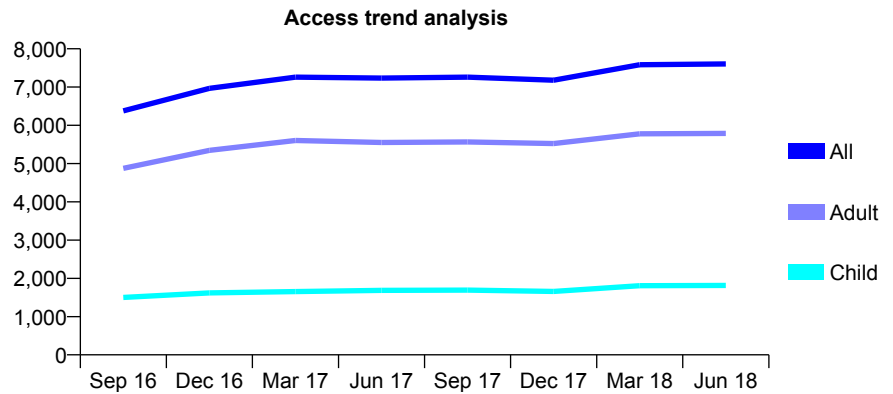
Q69 - Vital Signs At a Glance Contract Report for 137588/0007 - June 2018

Name or company name	Damira Dental Studios Ltd
Contract type name	GDS Contract
Purpose of contract	General
Contract start date	01/04/2015
Contract end date	

18/19 Contracted general activity (UDA)	22,500
Carry forward general activity (UDA)	0
18/19 Contracted orthodontic activity (UOA)	0
Carry forward orthodontic activity (UOA)	0
Baseline contract value	£549,148.54

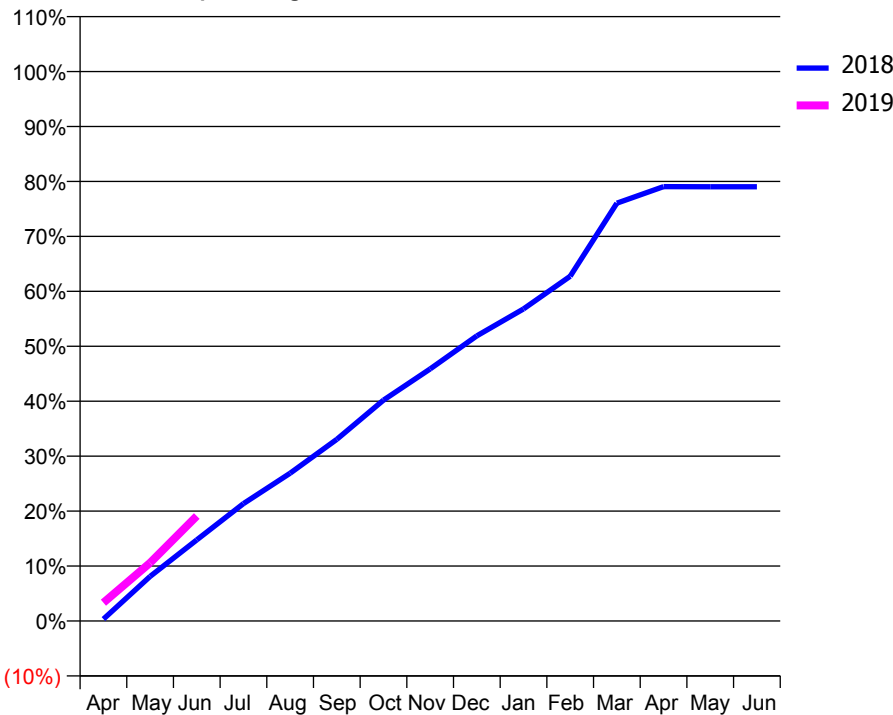
ACCESS*

Patients seen in 24 months	Total	Change since previous quarter
Quarter ending June 2017	7,234	
Quarter ending September 2017	7,258	→
Quarter ending December 2017	7,180	↓
Quarter ending March 2018	7,585	↑
Quarter ending June 2018	7,604	→
Variance since June 2017	5.1%	↑



ACTIVITY

Cumulative percentage of contracted UDA delivered 2018 & 2019



Month	Adjusted Scheduled Activity (UDA)	
	2018	2019
April	78	752
May	1,827	2,384
June	3,323	4,301
July	4,808	
August	6,053	
September	7,439	
October	9,046	
November	10,322	
December	11,674	
January	12,778	
February	14,119	
March	17,109	
April	17,784	
May	17,780	
June	17,779	

QUALITY

	Quantity	Base Number	Contract	AT	Region	England
% of FP17s for the same patient ID Re-attending within 3 months - Children	130	878	14.8%	11.0%	11.0%	11.5%
% of FP17s for the same patient ID Re-attending within 3 months - Adults	435	2,103	20.7%	14.8%	15.3%	15.4%
% of FP17s for the same patient ID Re-attending between 3 & 9 months - Children	396	878	45.1%	59.0%	61.2%	58.9%
% of FP17s for the same patient ID Re-attending between 3 & 9 months - Adults	700	2,103	33.3%	49.5%	52.9%	51.6%
% of FP17s for Band 1 Urgent Courses	523	1,974	26.5%	9.7%	9.4%	8.9%
% of FP17s Relating to Free Repair or Replacements	18	1,974	0.9%	0.7%	0.7%	0.8%
% of FP17s Relating to Continuations	9	1,974	0.5%	0.7%	0.9%	0.9%
% of Patients satisfied with the dentistry they have received	6	6	N/A	94.8%	93.6%	93.2%
% of Patients satisfied with the time they had to wait for an appointment	5	6	N/A	88.9%	88.8%	88.8%

* This is based on patients treated on this contract for their most recent course of treatment. Figures in italics indicate the base number of FP17s or Patient Questionnaire responses are less than 100. N/A is shown where the base number of responses is less than 10 during the period. % is calculated as Quantity/Base number*100

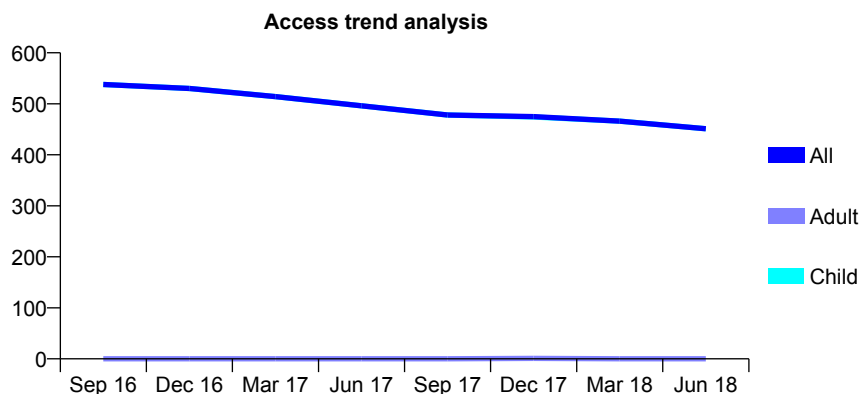
Q69 - Vital Signs At a Glance Contract Report for 138770/0001 - June 2018

Name or company name	Greystone Dental Surgery
Contract type name	GDS Contract
Purpose of contract	General
Contract start date	18/03/2014
Contract end date	

18/19 Contracted general activity (UDA)	963
Carry forward general activity (UDA)	0
18/19 Contracted orthodontic activity (UOA)	0
Carry forward orthodontic activity (UOA)	0
Baseline contract value	£17,235.60

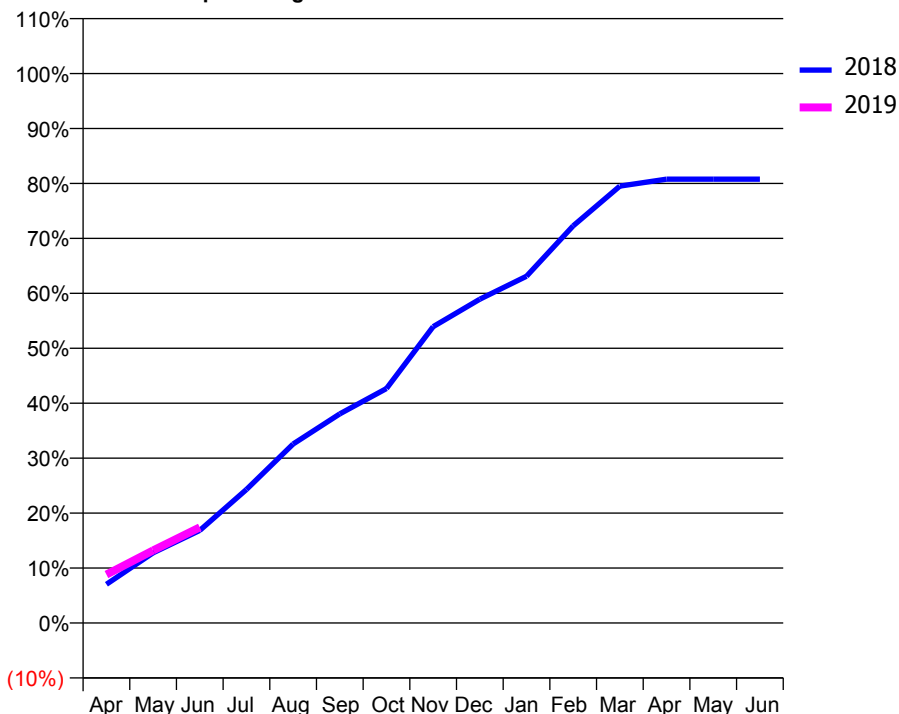
ACCESS*

Patients seen in 24 months	Total	Change since previous quarter
Quarter ending June 2017	496	
Quarter ending September 2017	478	↓
Quarter ending December 2017	475	→
Quarter ending March 2018	466	↓
Quarter ending June 2018	451	↓
Variance since June 2017	(9.1%)	↓



ACTIVITY

Cumulative percentage of contracted UDA delivered 2018 & 2019



Month	Adjusted Scheduled Activity (UDA)	
	2018	2019
April	68	85
May	123	127
June	162	168
July	234	
August	314	
September	367	
October	411	
November	519	
December	568	
January	608	
February	696	
March	766	
April	778	
May	778	
June	778	

QUALITY

	Quantity	Base Number	Contract	AT	Region	England
% of FP17s for the same patient ID Re-attending within 3 months - Children	6	145	4.1%	11.0%	11.0%	11.5%
% of FP17s for the same patient ID Re-attending within 3 months - Adults	0	0	N/A	14.8%	15.3%	15.4%
% of FP17s for the same patient ID Re-attending between 3 & 9 months - Children	106	145	73.1%	59.0%	61.2%	58.9%
% of FP17s for the same patient ID Re-attending between 3 & 9 months - Adults	0	0	N/A	49.5%	52.9%	51.6%
% of FP17s for Band 1 Urgent Courses	3	135	2.2%	9.7%	9.4%	8.9%
% of FP17s Relating to Free Repair or Replacements	0	135	0.0%	0.7%	0.7%	0.8%
% of FP17s Relating to Continuations	1	135	0.7%	0.7%	0.9%	0.9%
% of Patients satisfied with the dentistry they have received	0	0	N/A	94.8%	93.6%	93.2%
% of Patients satisfied with the time they had to wait for an appointment	0	0	N/A	88.9%	88.8%	88.8%

* This is based on patients treated on this contract for their most recent course of treatment. Figures in italics indicate the base number of FP17s or Patient Questionnaire responses are less than 100. N/A is shown where the base number of responses is less than 10 during the period. % is calculated as Quantity/Base number*100

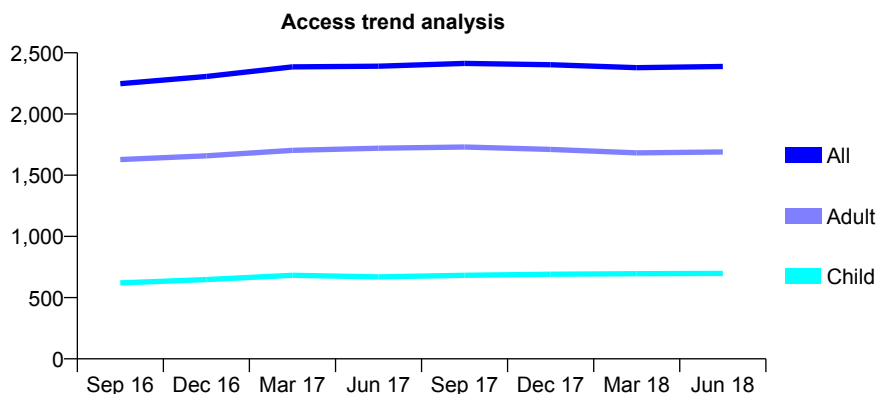
Q69 - Vital Signs At a Glance Contract Report for 139610/0002 - June 2018

Name or company name	OPTIMA CARE (MAIDENHEAD) Ltd
Contract type name	GDS Contract
Purpose of contract	General
Contract start date	24/09/2012
Contract end date	

18/19 Contracted general activity (UDA)	4,658
Carry forward general activity (UDA)	0
18/19 Contracted orthodontic activity (UOA)	0
Carry forward orthodontic activity (UOA)	0
Baseline contract value	£107,639.22

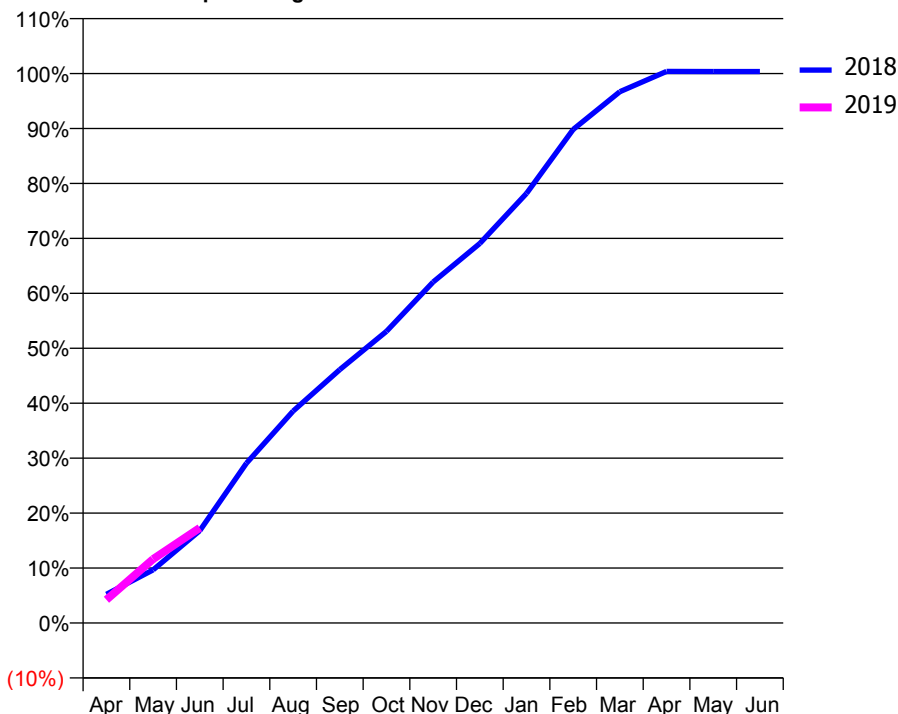
ACCESS*

Patients seen in 24 months	Total	Change since previous quarter
Quarter ending June 2017	2,390	
Quarter ending September 2017	2,413	→
Quarter ending December 2017	2,402	→
Quarter ending March 2018	2,378	→
Quarter ending June 2018	2,388	→
Variance since June 2017	(0.1%)	→



ACTIVITY

Cumulative percentage of contracted UDA delivered 2018 & 2019



Adjusted Scheduled Activity (UDA)

Month	2018	2019
April	243	197
May	451	542
June	783	807
July	1,355	
August	1,796	
September	2,149	
October	2,473	
November	2,891	
December	3,218	
January	3,641	
February	4,184	
March	4,504	
April	4,675	
May	4,674	
June	4,674	

QUALITY

	Quantity	Base Number	Contract	AT	Region	England
% of FP17s for the same patient ID Re-attending within 3 months - Children	9	214	4.2%	11.0%	11.0%	11.5%
% of FP17s for the same patient ID Re-attending within 3 months - Adults	41	414	9.9%	14.8%	15.3%	15.4%
% of FP17s for the same patient ID Re-attending between 3 & 9 months - Children	87	214	40.7%	59.0%	61.2%	58.9%
% of FP17s for the same patient ID Re-attending between 3 & 9 months - Adults	140	414	33.8%	49.5%	52.9%	51.6%
% of FP17s for Band 1 Urgent Courses	43	404	10.6%	9.7%	9.4%	8.9%
% of FP17s Relating to Free Repair or Replacements	1	404	0.2%	0.7%	0.7%	0.8%
% of FP17s Relating to Continuations	0	404	0.0%	0.7%	0.9%	0.9%
% of Patients satisfied with the dentistry they have received	1	1	N/A	94.8%	93.6%	93.2%
% of Patients satisfied with the time they had to wait for an appointment	1	1	N/A	88.9%	88.8%	88.8%

* This is based on patients treated on this contract for their most recent course of treatment. Figures in italics indicate the base number of FP17s or Patient Questionnaire responses are less than 100. N/A is shown where the base number of responses is less than 10 during the period. % is calculated as Quantity/Base number*100

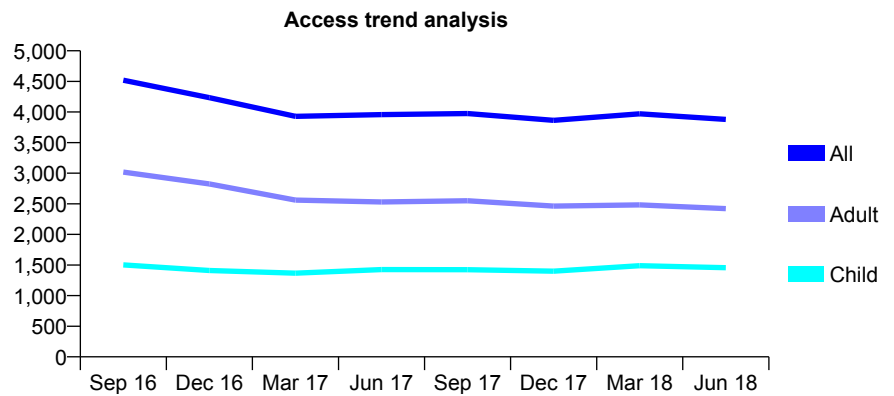
Q69 - Vital Signs At a Glance Contract Report for 139777/0001 - June 2018

Name or company name	Alluradent Ltd
Contract type name	GDS Contract
Purpose of contract	General
Contract start date	01/12/2010
Contract end date	

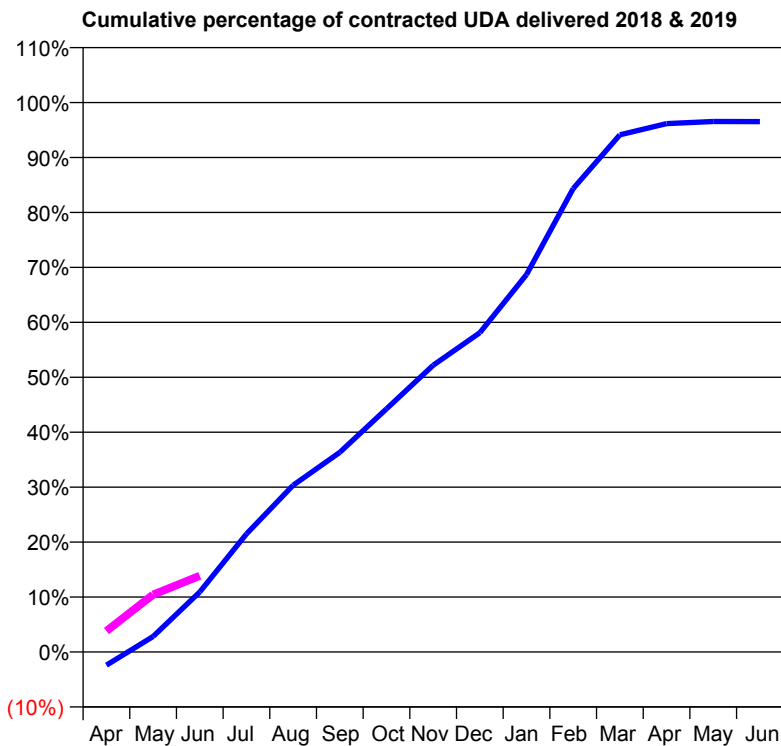
18/19 Contracted general activity (UDA)	6,996
Carry forward general activity (UDA)	0
18/19 Contracted orthodontic activity (UOA)	0
Carry forward orthodontic activity (UOA)	0
Baseline contract value	£161,169.33

ACCESS*

Patients seen in 24 months	Total	Change since previous quarter
Quarter ending June 2017	3,958	
Quarter ending September 2017	3,974	→
Quarter ending December 2017	3,863	↓
Quarter ending March 2018	3,971	↑
Quarter ending June 2018	3,878	↓
Variance since June 2017	(2.0%)	↓



ACTIVITY



Month	Adjusted Scheduled Activity (UDA)	
	2018	2019
April	-169	268
May	197	731
June	766	971
July	1,504	
August	2,124	
September	2,543	
October	3,095	
November	3,651	
December	4,065	
January	4,806	
February	5,900	
March	6,585	
April	6,728	
May	6,754	
June	6,753	

QUALITY

	Quantity	Base Number	Contract	AT	Region	England
% of FP17s for the same patient ID Re-attending within 3 months - Children	27	309	8.7%	11.0%	11.0%	11.5%
% of FP17s for the same patient ID Re-attending within 3 months - Adults	92	499	18.4%	14.8%	15.3%	15.4%
% of FP17s for the same patient ID Re-attending between 3 & 9 months - Children	108	309	35.0%	59.0%	61.2%	58.9%
% of FP17s for the same patient ID Re-attending between 3 & 9 months - Adults	124	499	24.8%	49.5%	52.9%	51.6%
% of FP17s for Band 1 Urgent Courses	58	497	11.7%	9.7%	9.4%	8.9%
% of FP17s Relating to Free Repair or Replacements	7	497	1.4%	0.7%	0.7%	0.8%
% of FP17s Relating to Continuations	2	497	0.4%	0.7%	0.9%	0.9%
% of Patients satisfied with the dentistry they have received	2	2	N/A	94.8%	93.6%	93.2%
% of Patients satisfied with the time they had to wait for an appointment	1	2	N/A	88.9%	88.8%	88.8%

* This is based on patients treated on this contract for their most recent course of treatment. Figures in italics indicate the base number of FP17s or Patient Questionnaire responses are less than 100. N/A is shown where the base number of responses is less than 10 during the period. % is calculated as Quantity/Base number*100

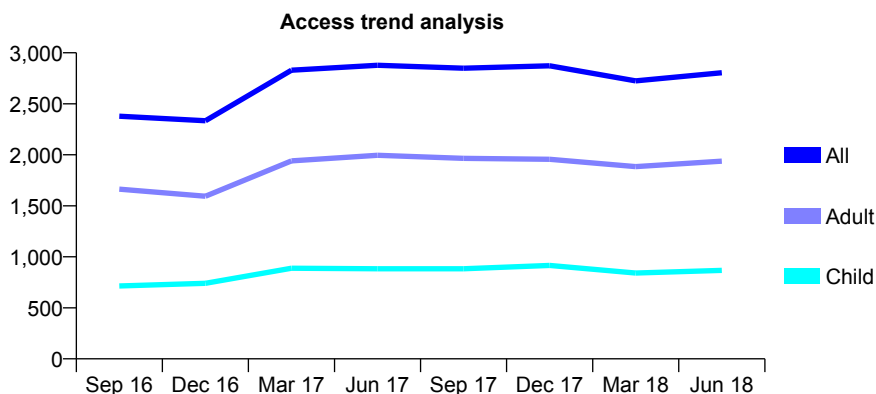
Q69 - Vital Signs At a Glance Contract Report for 139777/0002 - June 2018

Name or company name	Alluradent Ltd
Contract type name	GDS Contract
Purpose of contract	General
Contract start date	01/12/2010
Contract end date	

18/19 Contracted general activity (UDA)	6,300
Carry forward general activity (UDA)	0
18/19 Contracted orthodontic activity (UOA)	0
Carry forward orthodontic activity (UOA)	0
Baseline contract value	£144,874.68

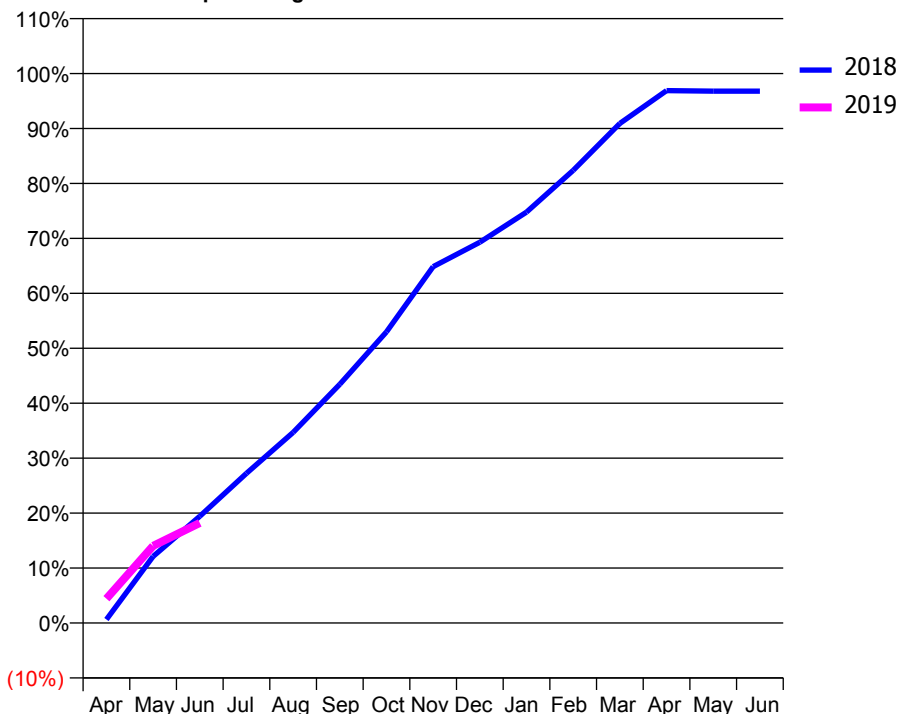
ACCESS*

Patients seen in 24 months	Total	Change since previous quarter
Quarter ending June 2017	2,878	
Quarter ending September 2017	2,849	↓
Quarter ending December 2017	2,872	→
Quarter ending March 2018	2,725	↓
Quarter ending June 2018	2,805	↑
Variance since June 2017	(2.5%)	↓



ACTIVITY

Cumulative percentage of contracted UDA delivered 2018 & 2019



Adjusted Scheduled Activity (UDA)

Month	2018	2019
April	41	279
May	763	885
June	1,223	1,147
July	1,717	
August	2,186	
September	2,738	
October	3,338	
November	4,085	
December	4,365	
January	4,711	
February	5,190	
March	5,727	
April	6,103	
May	6,098	
June	6,098	

QUALITY

	Quantity	Base Number	Contract	AT	Region	England
% of FP17s for the same patient ID Re-attending within 3 months - Children	9	241	3.7%	11.0%	11.0%	11.5%
% of FP17s for the same patient ID Re-attending within 3 months - Adults	30	468	6.4%	14.8%	15.3%	15.4%
% of FP17s for the same patient ID Re-attending between 3 & 9 months - Children	67	241	27.8%	59.0%	61.2%	58.9%
% of FP17s for the same patient ID Re-attending between 3 & 9 months - Adults	137	468	29.3%	49.5%	52.9%	51.6%
% of FP17s for Band 1 Urgent Courses	56	525	10.7%	9.7%	9.4%	8.9%
% of FP17s Relating to Free Repair or Replacements	5	525	1.0%	0.7%	0.7%	0.8%
% of FP17s Relating to Continuations	2	525	0.4%	0.7%	0.9%	0.9%
% of Patients satisfied with the dentistry they have received	2	2	N/A	94.8%	93.6%	93.2%
% of Patients satisfied with the time they had to wait for an appointment	2	2	N/A	88.9%	88.8%	88.8%

* This is based on patients treated on this contract for their most recent course of treatment. Figures in italics indicate the base number of FP17s or Patient Questionnaire responses are less than 100. N/A is shown where the base number of responses is less than 10 during the period. % is calculated as Quantity/Base number*100

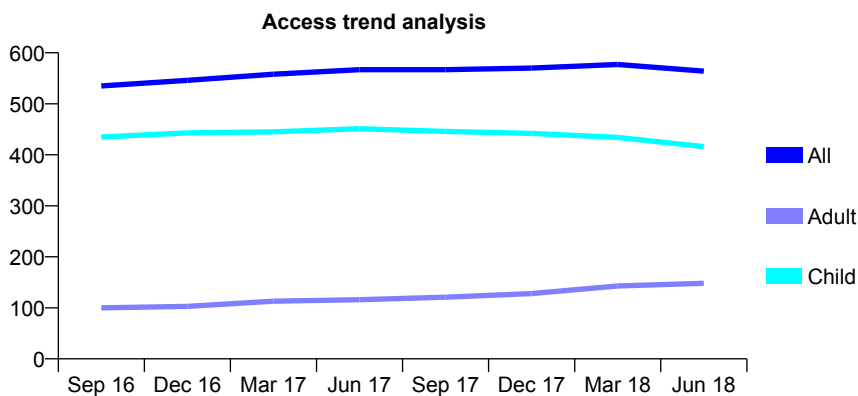
Q69 - Vital Signs At a Glance Contract Report for 139831/0001 - June 2018

Name or company name	High Street Dental Practice (Pangbourne) L
Contract type name	GDS Contract
Purpose of contract	General
Contract start date	01/08/2010
Contract end date	

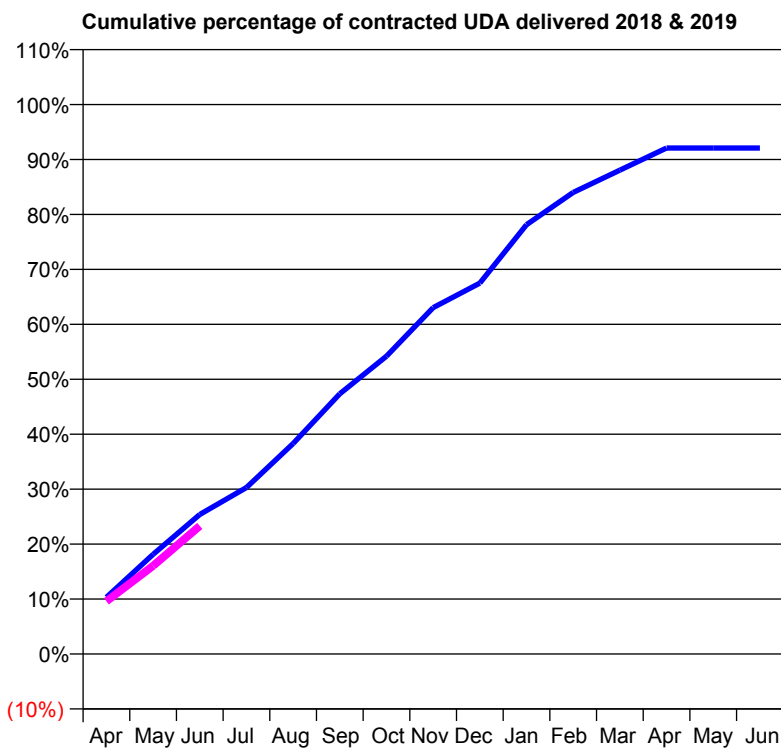
18/19 Contracted general activity (UDA)	940
Carry forward general activity (UDA)	0
18/19 Contracted orthodontic activity (UOA)	0
Carry forward orthodontic activity (UOA)	0
Baseline contract value	£17,347.18

ACCESS*

Patients seen in 24 months	Total	Change since previous quarter
Quarter ending June 2017	567	
Quarter ending September 2017	567	→
Quarter ending December 2017	570	→
Quarter ending March 2018	577	→
Quarter ending June 2018	564	↓
Variance since June 2017	(0.5%)	→



ACTIVITY



Adjusted Scheduled Activity (UDA)		
Month	2018	2019
April	97	90
May	170	151
June	239	219
July	285	
August	360	
September	445	
October	509	
November	592	
December	634	
January	734	
February	790	
March	828	
April	866	
May	866	
June	866	

QUALITY

	Quantity	Base Number	Contract	AT	Region	England
% of FP17s for the same patient ID Re-attending within 3 months - Children	9	205	4.4%	11.0%	11.0%	11.5%
% of FP17s for the same patient ID Re-attending within 3 months - Adults	0	24	0.0%	14.8%	15.3%	15.4%
% of FP17s for the same patient ID Re-attending between 3 & 9 months - Children	146	205	71.2%	59.0%	61.2%	58.9%
% of FP17s for the same patient ID Re-attending between 3 & 9 months - Adults	15	24	62.5%	49.5%	52.9%	51.6%
% of FP17s for Band 1 Urgent Courses	5	192	2.6%	9.7%	9.4%	8.9%
% of FP17s Relating to Free Repair or Replacements	0	192	0.0%	0.7%	0.7%	0.8%
% of FP17s Relating to Continuations	0	192	0.0%	0.7%	0.9%	0.9%
% of Patients satisfied with the dentistry they have received	1	1	N/A	94.8%	93.6%	93.2%
% of Patients satisfied with the time they had to wait for an appointment	1	1	N/A	88.9%	88.8%	88.8%

* This is based on patients treated on this contract for their most recent course of treatment. Figures in italics indicate the base number of FP17s or Patient Questionnaire responses are less than 100. N/A is shown where the base number of responses is less than 10 during the period. % is calculated as Quantity/Base number*100

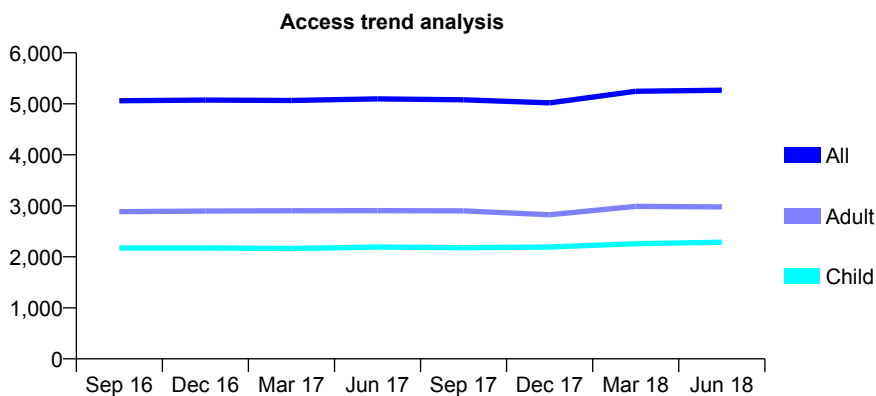
Q69 - Vital Signs At a Glance Contract Report for 140694/0001 - June 2018

Name or company name	Abbey D. Surgery Ltd
Contract type name	GDS Contract
Purpose of contract	General
Contract start date	01/04/2008
Contract end date	

18/19 Contracted general activity (UDA)	15,878
Carry forward general activity (UDA)	0
18/19 Contracted orthodontic activity (UOA)	0
Carry forward orthodontic activity (UOA)	0
Baseline contract value	£457,984.35

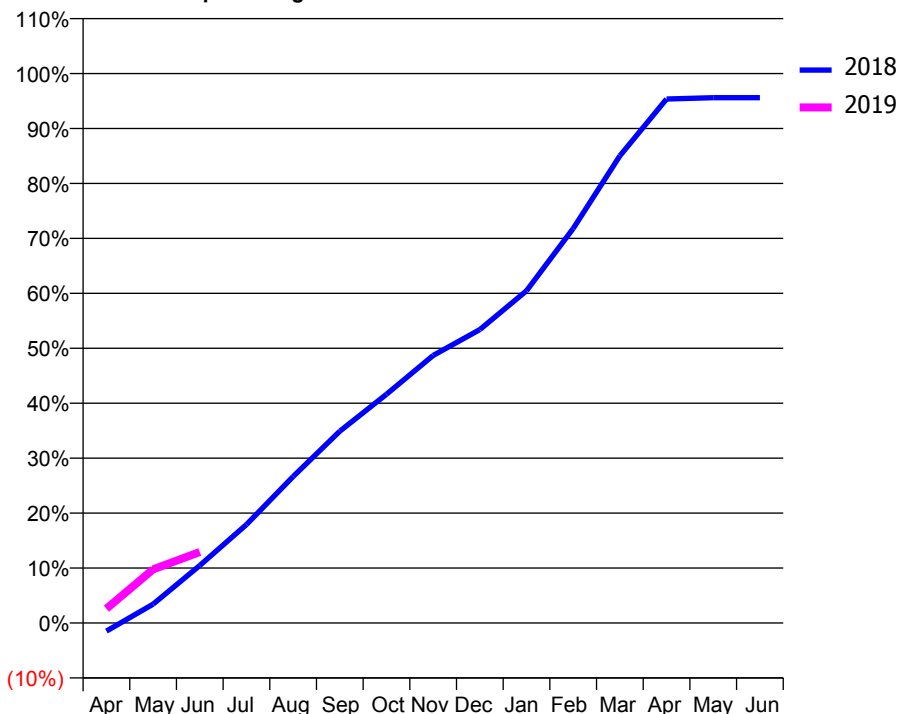
ACCESS*

Patients seen in 24 months	Total	Change since previous quarter
Quarter ending June 2017	5,096	
Quarter ending September 2017	5,079	→
Quarter ending December 2017	5,019	↓
Quarter ending March 2018	5,247	↑
Quarter ending June 2018	5,266	→
Variance since June 2017	3.3%	↑



ACTIVITY

Cumulative percentage of contracted UDA delivered 2018 & 2019



Adjusted Scheduled Activity (UDA)		
Month	2018	2019
April	-237	414
May	545	1,549
June	1,663	2,050
July	2,844	
August	4,231	
September	5,544	
October	6,611	
November	7,730	
December	8,480	
January	9,599	
February	11,400	
March	13,499	
April	15,141	
May	15,180	
June	15,180	

QUALITY

	Quantity	Base Number	Contract	AT	Region	England
% of FP17s for the same patient ID Re-attending within 3 months - Children	90	665	13.5%	11.0%	11.0%	11.5%
% of FP17s for the same patient ID Re-attending within 3 months - Adults	198	768	25.8%	14.8%	15.3%	15.4%
% of FP17s for the same patient ID Re-attending between 3 & 9 months - Children	263	665	39.5%	59.0%	61.2%	58.9%
% of FP17s for the same patient ID Re-attending between 3 & 9 months - Adults	163	768	21.2%	49.5%	52.9%	51.6%
% of FP17s for Band 1 Urgent Courses	162	811	20.0%	9.7%	9.4%	8.9%
% of FP17s Relating to Free Repair or Replacements	9	811	1.1%	0.7%	0.7%	0.8%
% of FP17s Relating to Continuations	15	811	1.8%	0.7%	0.9%	0.9%
% of Patients satisfied with the dentistry they have received	7	7	N/A	94.8%	93.6%	93.2%
% of Patients satisfied with the time they had to wait for an appointment	7	7	N/A	88.9%	88.8%	88.8%

* This is based on patients treated on this contract for their most recent course of treatment. Figures in italics indicate the base number of FP17s or Patient Questionnaire responses are less than 100. N/A is shown where the base number of responses is less than 10 during the period. % is calculated as Quantity/Base number*100

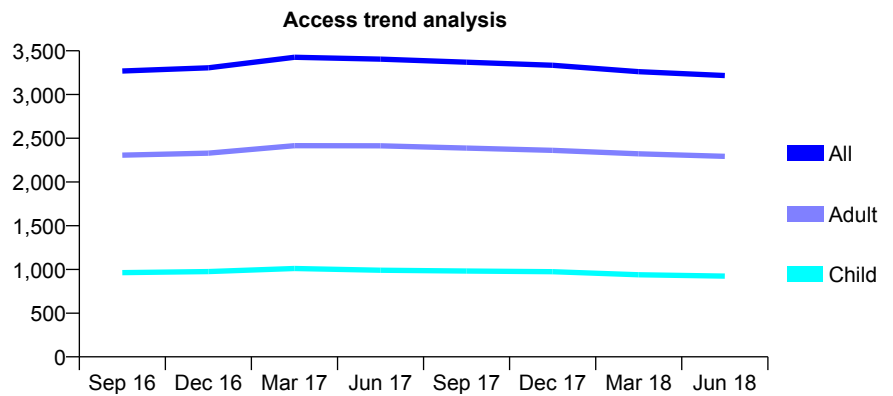
Q69 - Vital Signs At a Glance Contract Report for 142379/0001 - June 2018

Name or company name	Bicester Dental Care
Contract type name	GDS Contract
Purpose of contract	General
Contract start date	01/10/2011
Contract end date	

18/19 Contracted general activity (UDA)	12,694
Carry forward general activity (UDA)	0
18/19 Contracted orthodontic activity (UOA)	0
Carry forward orthodontic activity (UOA)	0
Baseline contract value	£327,517.83

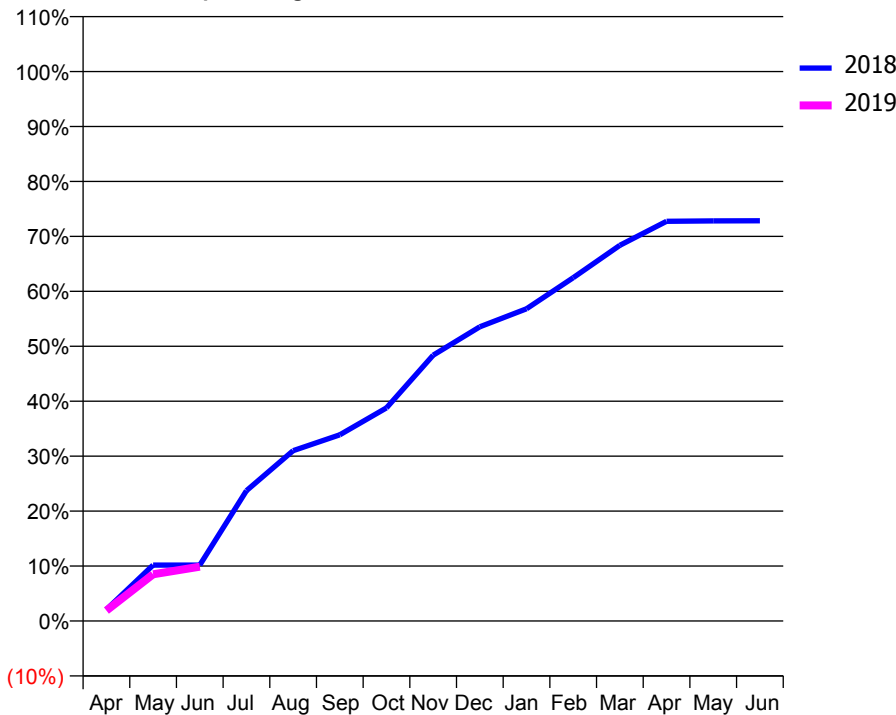
ACCESS*

Patients seen in 24 months	Total	Change since previous quarter
Quarter ending June 2017	3,404	
Quarter ending September 2017	3,369	↓
Quarter ending December 2017	3,335	↓
Quarter ending March 2018	3,261	↓
Quarter ending June 2018	3,217	↓
Variance since June 2017	(5.5%)	↓



ACTIVITY

Cumulative percentage of contracted UDA delivered 2018 & 2019



Adjusted Scheduled Activity (UDA)		
Month	2018	2019
April	268	241
May	1,292	1,078
June	1,292	1,256
July	3,012	
August	3,934	
September	4,301	
October	4,924	
November	6,140	
December	6,797	
January	7,212	
February	7,929	
March	8,679	
April	9,234	
May	9,244	
June	9,245	

QUALITY

	Quantity	Base Number	Contract	AT	Region	England
% of FP17s for the same patient ID Re-attending within 3 months - Children	10	339	2.9%	11.0%	11.0%	11.5%
% of FP17s for the same patient ID Re-attending within 3 months - Adults	60	654	9.2%	14.8%	15.3%	15.4%
% of FP17s for the same patient ID Re-attending between 3 & 9 months - Children	254	339	74.9%	59.0%	61.2%	58.9%
% of FP17s for the same patient ID Re-attending between 3 & 9 months - Adults	389	654	59.5%	49.5%	52.9%	51.6%
% of FP17s for Band 1 Urgent Courses	50	704	7.1%	9.7%	9.4%	8.9%
% of FP17s Relating to Free Repair or Replacements	3	704	0.4%	0.7%	0.7%	0.8%
% of FP17s Relating to Continuations	0	704	0.0%	0.7%	0.9%	0.9%
% of Patients satisfied with the dentistry they have received	8	8	N/A	94.8%	93.6%	93.2%
% of Patients satisfied with the time they had to wait for an appointment	8	8	N/A	88.9%	88.8%	88.8%

* This is based on patients treated on this contract for their most recent course of treatment. Figures in italics indicate the base number of FP17s or Patient Questionnaire responses are less than 100. N/A is shown where the base number of responses is less than 10 during the period. % is calculated as Quantity/Base number*100

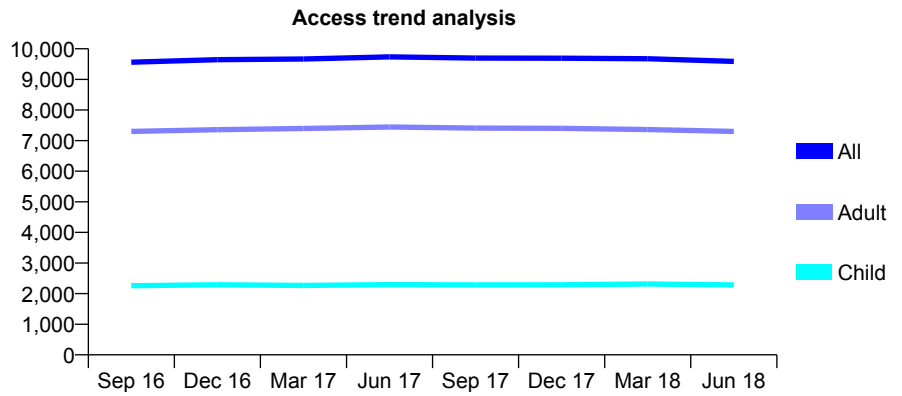
Q69 - Vital Signs At a Glance Contract Report for 143367/0001 - June 2018

Name or company name	Bloxdent Ltd
Contract type name	GDS Contract
Purpose of contract	General
Contract start date	01/01/2010
Contract end date	

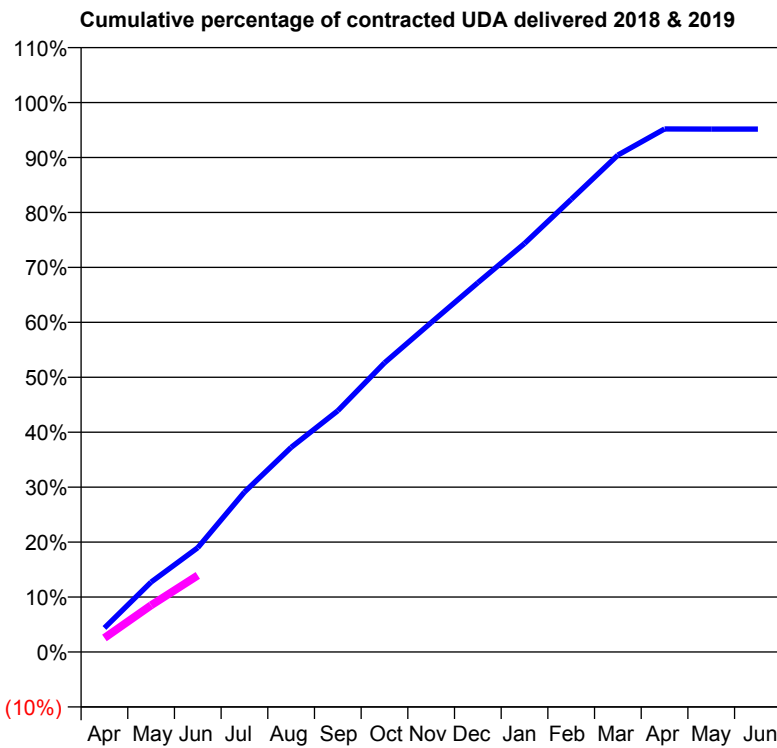
18/19 Contracted general activity (UDA)	25,812
Carry forward general activity (UDA)	0
18/19 Contracted orthodontic activity (UOA)	0
Carry forward orthodontic activity (UOA)	0
Baseline contract value	£656,627.44

ACCESS*

Patients seen in 24 months	Total	Change since previous quarter
Quarter ending June 2017	9,737	
Quarter ending September 2017	9,697	→
Quarter ending December 2017	9,691	→
Quarter ending March 2018	9,675	→
Quarter ending June 2018	9,587	→
Variance since June 2017	(1.5%)	↓



ACTIVITY



Month	Adjusted Scheduled Activity (UDA)	
	2018	2019
April	1,130	662
May	3,287	2,194
June	4,902	3,601
July	7,513	
August	9,611	
September	11,332	
October	13,581	
November	15,475	
December	17,347	
January	19,192	
February	21,261	
March	23,339	
April	24,571	
May	24,566	
June	24,561	

QUALITY

	Quantity	Base Number	Contract	AT	Region	England
% of FP17s for the same patient ID Re-attending within 3 months - Children	55	842	6.5%	11.0%	11.0%	11.5%
% of FP17s for the same patient ID Re-attending within 3 months - Adults	304	2,402	12.7%	14.8%	15.3%	15.4%
% of FP17s for the same patient ID Re-attending between 3 & 9 months - Children	581	842	69.0%	59.0%	61.2%	58.9%
% of FP17s for the same patient ID Re-attending between 3 & 9 months - Adults	1,453	2,402	60.5%	49.5%	52.9%	51.6%
% of FP17s for Band 1 Urgent Courses	174	2,141	8.1%	9.7%	9.4%	8.9%
% of FP17s Relating to Free Repair or Replacements	37	2,141	1.7%	0.7%	0.7%	0.8%
% of FP17s Relating to Continuations	12	2,141	0.6%	0.7%	0.9%	0.9%
% of Patients satisfied with the dentistry they have received	9	9	N/A	94.8%	93.6%	93.2%
% of Patients satisfied with the time they had to wait for an appointment	9	9	N/A	88.9%	88.8%	88.8%

* This is based on patients treated on this contract for their most recent course of treatment. Figures in italics indicate the base number of FP17s or Patient Questionnaire responses are less than 100. N/A is shown where the base number of responses is less than 10 during the period. % is calculated as Quantity/Base number*100

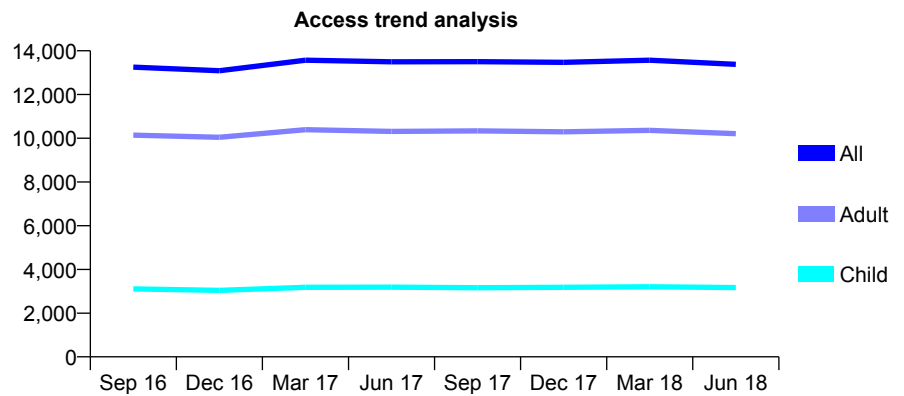
Q69 - Vital Signs At a Glance Contract Report for 143367/0002 - June 2018

Name or company name	Bloxdent Ltd
Contract type name	GDS Contract
Purpose of contract	General
Contract start date	01/01/2010
Contract end date	

18/19 Contracted general activity (UDA)	35,340
Carry forward general activity (UDA)	0
18/19 Contracted orthodontic activity (UOA)	0
Carry forward orthodontic activity (UOA)	0
Baseline contract value	£845,122.32

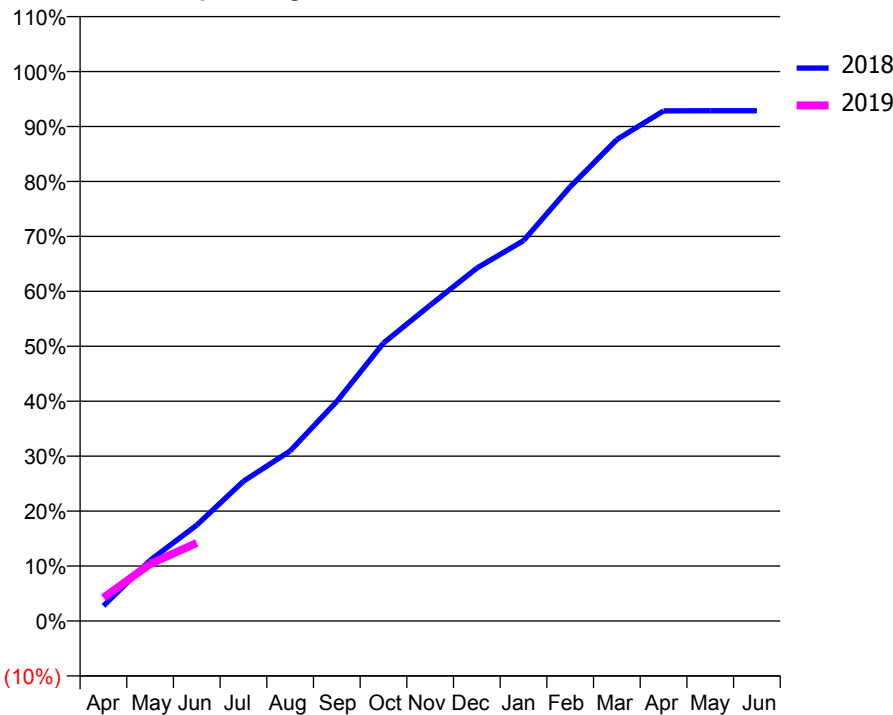
ACCESS*

Patients seen in 24 months	Total	Change since previous quarter
Quarter ending June 2017	13,497	
Quarter ending September 2017	13,500	→
Quarter ending December 2017	13,473	→
Quarter ending March 2018	13,567	→
Quarter ending June 2018	13,378	↓
Variance since June 2017	(0.9%)	→



ACTIVITY

Cumulative percentage of contracted UDA delivered 2018 & 2019



Month	Adjusted Scheduled Activity (UDA)	
	2018	2019
April	969	1,492
May	3,910	3,670
June	6,170	5,022
July	8,992	
August	10,941	
September	14,118	
October	17,873	
November	20,315	
December	22,695	
January	24,464	
February	27,923	
March	30,963	
April	32,803	
May	32,813	
June	32,815	

QUALITY

	Quantity	Base Number	Contract	AT	Region	England
% of FP17s for the same patient ID Re-attending within 3 months - Children	72	1,041	6.9%	11.0%	11.0%	11.5%
% of FP17s for the same patient ID Re-attending within 3 months - Adults	445	3,091	14.4%	14.8%	15.3%	15.4%
% of FP17s for the same patient ID Re-attending between 3 & 9 months - Children	673	1,041	64.6%	59.0%	61.2%	58.9%
% of FP17s for the same patient ID Re-attending between 3 & 9 months - Adults	1,874	3,091	60.6%	49.5%	52.9%	51.6%
% of FP17s for Band 1 Urgent Courses	272	3,019	9.0%	9.7%	9.4%	8.9%
% of FP17s Relating to Free Repair or Replacements	65	3,019	2.2%	0.7%	0.7%	0.8%
% of FP17s Relating to Continuations	15	3,019	0.5%	0.7%	0.9%	0.9%
% of Patients satisfied with the dentistry they have received	12	13	92.3%	94.8%	93.6%	93.2%
% of Patients satisfied with the time they had to wait for an appointment	12	13	92.3%	88.9%	88.8%	88.8%

* This is based on patients treated on this contract for their most recent course of treatment. Figures in italics indicate the base number of FP17s or Patient Questionnaire responses are less than 100. N/A is shown where the base number of responses is less than 10 during the period. % is calculated as Quantity/Base number*100

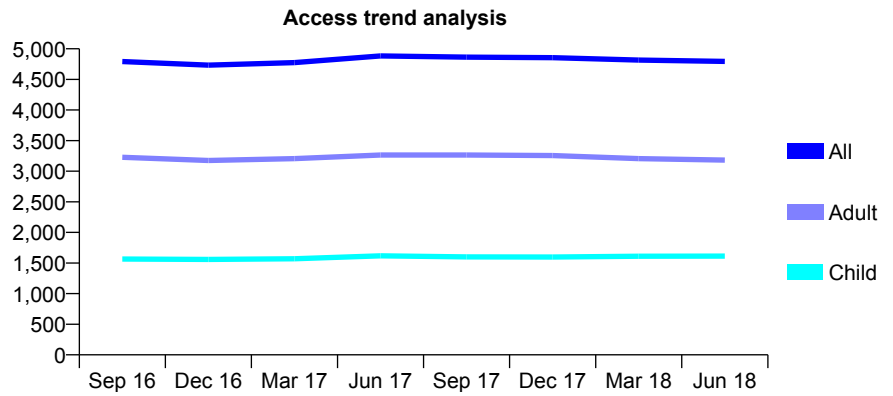
Q69 - Vital Signs At a Glance Contract Report for 145971/0001 - June 2018

Name or company name	Gill Brothers Dental Surgeries Ltd
Contract type name	GDS Contract
Purpose of contract	General
Contract start date	05/05/2009
Contract end date	

18/19 Contracted general activity (UDA)	16,940
Carry forward general activity (UDA)	0
18/19 Contracted orthodontic activity (UOA)	0
Carry forward orthodontic activity (UOA)	0
Baseline contract value	£441,001.79

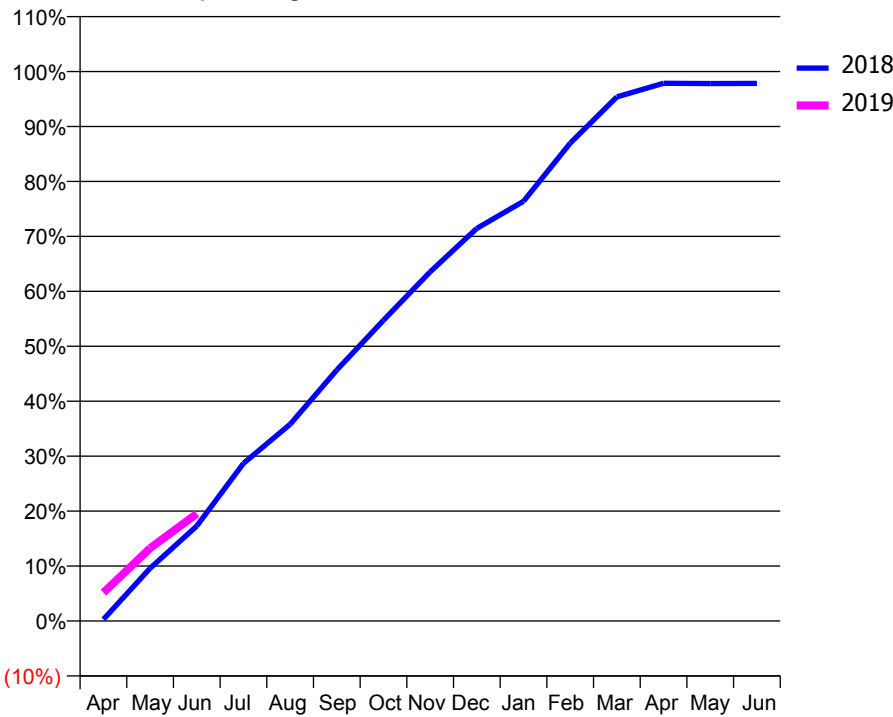
ACCESS*

Patients seen in 24 months	Total	Change since previous quarter
Quarter ending June 2017	4,883	
Quarter ending September 2017	4,864	→
Quarter ending December 2017	4,856	→
Quarter ending March 2018	4,816	→
Quarter ending June 2018	4,794	→
Variance since June 2017	(1.8%)	↓



ACTIVITY

Cumulative percentage of contracted UDA delivered 2018 & 2019



Month	Adjusted Scheduled Activity (UDA)	
	2018	2019
April	52	874
May	1,625	2,247
June	2,928	3,305
July	4,861	
August	6,066	
September	7,738	
October	9,271	
November	10,765	
December	12,105	
January	12,940	
February	14,730	
March	16,159	
April	16,575	
May	16,571	
June	16,572	

QUALITY

	Quantity	Base Number	Contract	AT	Region	England
% of FP17s for the same patient ID Re-attending within 3 months - Children	11	527	2.1%	11.0%	11.0%	11.5%
% of FP17s for the same patient ID Re-attending within 3 months - Adults	56	887	6.3%	14.8%	15.3%	15.4%
% of FP17s for the same patient ID Re-attending between 3 & 9 months - Children	296	527	56.2%	59.0%	61.2%	58.9%
% of FP17s for the same patient ID Re-attending between 3 & 9 months - Adults	530	887	59.8%	49.5%	52.9%	51.6%
% of FP17s for Band 1 Urgent Courses	66	1,244	5.3%	9.7%	9.4%	8.9%
% of FP17s Relating to Free Repair or Replacements	14	1,244	1.1%	0.7%	0.7%	0.8%
% of FP17s Relating to Continuations	11	1,244	0.9%	0.7%	0.9%	0.9%
% of Patients satisfied with the dentistry they have received	5	5	N/A	94.8%	93.6%	93.2%
% of Patients satisfied with the time they had to wait for an appointment	4	5	N/A	88.9%	88.8%	88.8%

* This is based on patients treated on this contract for their most recent course of treatment. Figures in italics indicate the base number of FP17s or Patient Questionnaire responses are less than 100. N/A is shown where the base number of responses is less than 10 during the period. % is calculated as Quantity/Base number*100

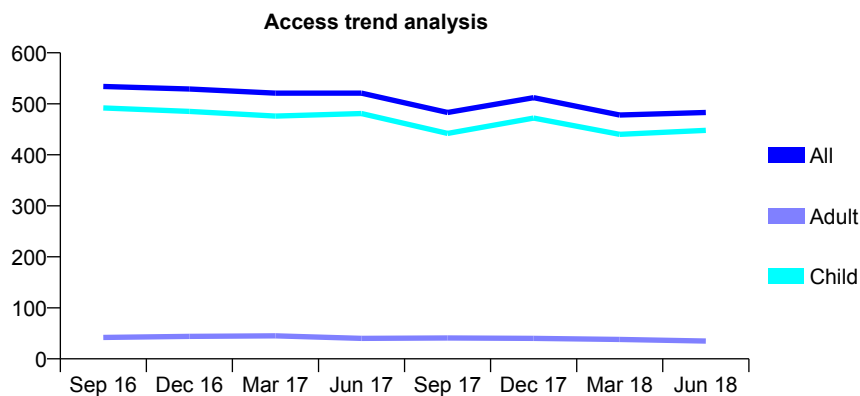
Q69 - Vital Signs At a Glance Contract Report for 147451/0001 - June 2018

Name or company name	Halldent Ltd
Contract type name	GDS Contract
Purpose of contract	General
Contract start date	01/01/2007
Contract end date	

18/19 Contracted general activity (UDA)	1,300
Carry forward general activity (UDA)	0
18/19 Contracted orthodontic activity (UOA)	0
Carry forward orthodontic activity (UOA)	0
Baseline contract value	£37,042.81

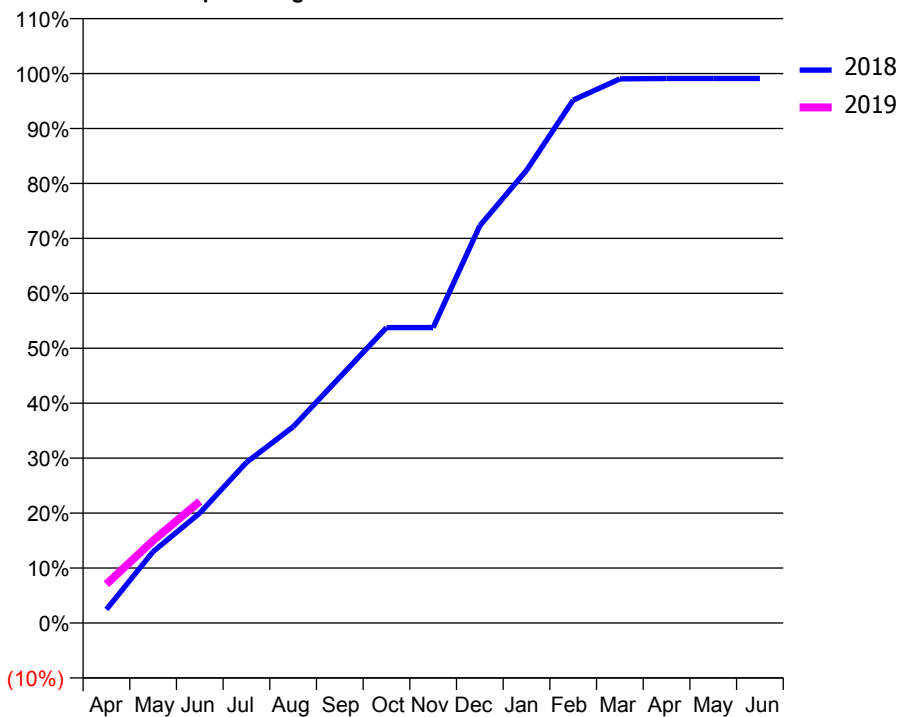
ACCESS*

Patients seen in 24 months	Total	Change since previous quarter
Quarter ending June 2017	521	
Quarter ending September 2017	483	↓
Quarter ending December 2017	512	↑
Quarter ending March 2018	478	↓
Quarter ending June 2018	483	→
Variance since June 2017	(7.3%)	↓



ACTIVITY

Cumulative percentage of contracted UDA delivered 2018 & 2019



Month	Adjusted Scheduled Activity (UDA)	
	2018	2019
April	32	92
May	169	195
June	260	288
July	380	
August	464	
September	582	
October	699	
November	699	
December	940	
January	1,071	
February	1,237	
March	1,287	
April	1,288	
May	1,288	
June	1,288	

QUALITY

	Quantity	Base Number	Contract	AT	Region	England
% of FP17s for the same patient ID Re-attending within 3 months - Children	14	205	6.8%	11.0%	11.0%	11.5%
% of FP17s for the same patient ID Re-attending within 3 months - Adults	0	0	N/A	14.8%	15.3%	15.4%
% of FP17s for the same patient ID Re-attending between 3 & 9 months - Children	145	205	70.7%	59.0%	61.2%	58.9%
% of FP17s for the same patient ID Re-attending between 3 & 9 months - Adults	0	0	N/A	49.5%	52.9%	51.6%
% of FP17s for Band 1 Urgent Courses	4	203	2.0%	9.7%	9.4%	8.9%
% of FP17s Relating to Free Repair or Replacements	0	203	0.0%	0.7%	0.7%	0.8%
% of FP17s Relating to Continuations	0	203	0.0%	0.7%	0.9%	0.9%
% of Patients satisfied with the dentistry they have received	0	0	N/A	94.8%	93.6%	93.2%
% of Patients satisfied with the time they had to wait for an appointment	0	0	N/A	88.9%	88.8%	88.8%

* This is based on patients treated on this contract for their most recent course of treatment. Figures in italics indicate the base number of FP17s or Patient Questionnaire responses are less than 100. N/A is shown where the base number of responses is less than 10 during the period. % is calculated as Quantity/Base number*100

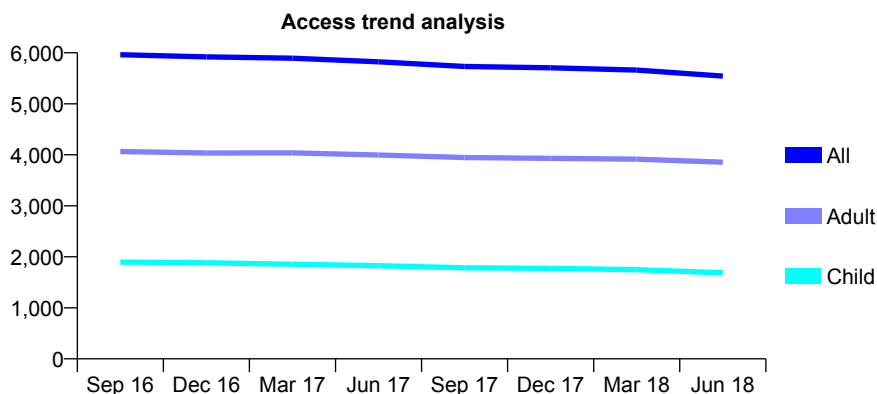
Q69 - Vital Signs At a Glance Contract Report for 148318/0001 - June 2018

Name or company name	Forlon Dental Surgeries Limited
Contract type name	GDS Contract
Purpose of contract	General
Contract start date	01/04/2006
Contract end date	

18/19 Contracted general activity (UDA)	12,850
Carry forward general activity (UDA)	0
18/19 Contracted orthodontic activity (UOA)	0
Carry forward orthodontic activity (UOA)	0
Baseline contract value	£303,130.95

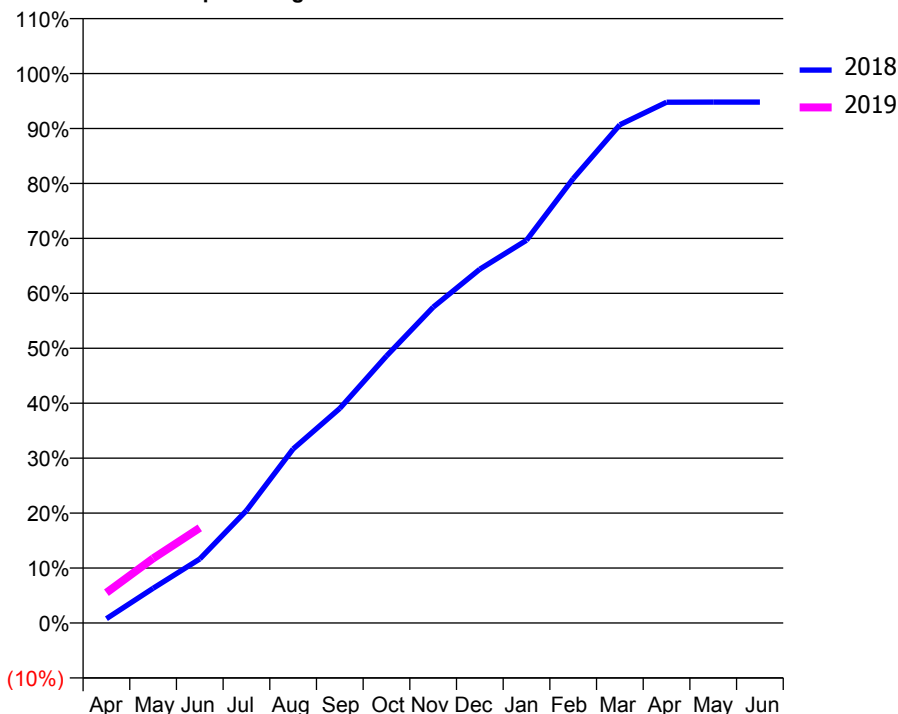
ACCESS*

Patients seen in 24 months	Total	Change since previous quarter
Quarter ending June 2017	5,823	
Quarter ending September 2017	5,732	↓
Quarter ending December 2017	5,707	→
Quarter ending March 2018	5,661	→
Quarter ending June 2018	5,544	↓
Variance since June 2017	(4.8%)	↓



ACTIVITY

Cumulative percentage of contracted UDA delivered 2018 & 2019



Adjusted Scheduled Activity (UDA)

Month	2018	2019
April	101	709
May	811	1,512
June	1,499	2,224
July	2,630	
August	4,070	
September	5,017	
October	6,245	
November	7,387	
December	8,275	
January	8,950	
February	10,391	
March	11,653	
April	12,177	
May	12,181	
June	12,181	

QUALITY

	Quantity	Base Number	Contract	AT	Region	England
% of FP17s for the same patient ID Re-attending within 3 months - Children	27	420	6.4%	11.0%	11.0%	11.5%
% of FP17s for the same patient ID Re-attending within 3 months - Adults	166	975	17.0%	14.8%	15.3%	15.4%
% of FP17s for the same patient ID Re-attending between 3 & 9 months - Children	207	420	49.3%	59.0%	61.2%	58.9%
% of FP17s for the same patient ID Re-attending between 3 & 9 months - Adults	452	975	46.4%	49.5%	52.9%	51.6%
% of FP17s for Band 1 Urgent Courses	109	1,079	10.1%	9.7%	9.4%	8.9%
% of FP17s Relating to Free Repair or Replacements	9	1,079	0.8%	0.7%	0.7%	0.8%
% of FP17s Relating to Continuations	4	1,079	0.4%	0.7%	0.9%	0.9%
% of Patients satisfied with the dentistry they have received	3	3	N/A	94.8%	93.6%	93.2%
% of Patients satisfied with the time they had to wait for an appointment	2	3	N/A	88.9%	88.8%	88.8%

* This is based on patients treated on this contract for their most recent course of treatment. Figures in italics indicate the base number of FP17s or Patient Questionnaire responses are less than 100. N/A is shown where the base number of responses is less than 10 during the period. % is calculated as Quantity/Base number*100

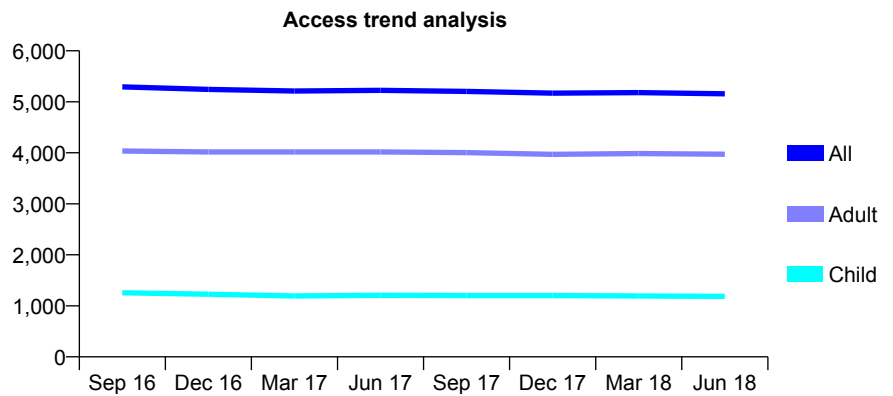
Q69 - Vital Signs At a Glance Contract Report for 149500/0001 - June 2018

Name or company name	OPTIMA CARE (HW) LTD
Contract type name	GDS Contract
Purpose of contract	General
Contract start date	01/11/2012
Contract end date	

18/19 Contracted general activity (UDA)	13,444
Carry forward general activity (UDA)	0
18/19 Contracted orthodontic activity (UOA)	0
Carry forward orthodontic activity (UOA)	0
Baseline contract value	£320,486.29

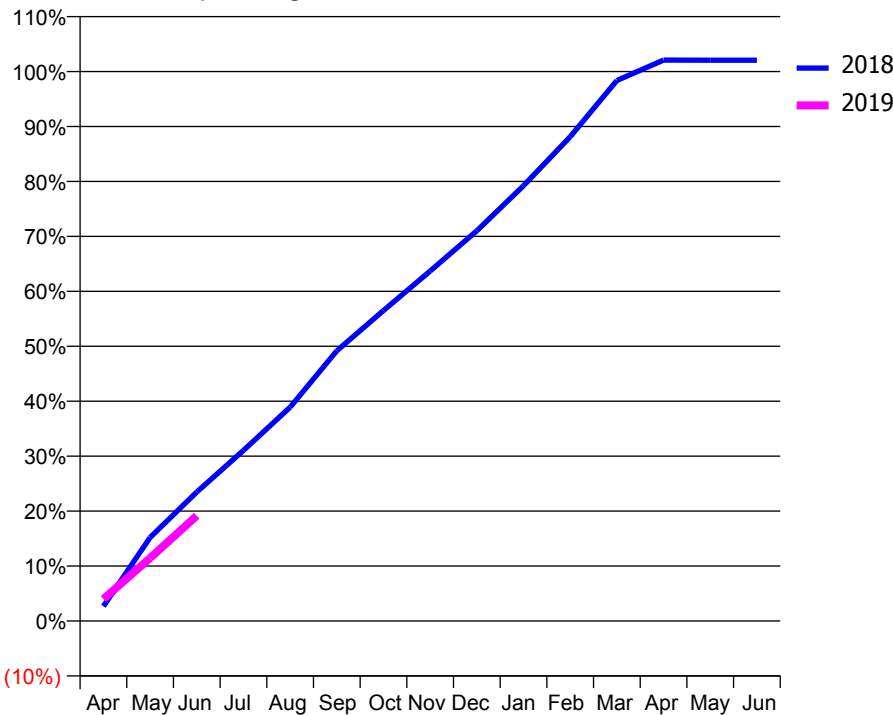
ACCESS*

Patients seen in 24 months	Total	Change since previous quarter
Quarter ending June 2017	5,225	
Quarter ending September 2017	5,205	→
Quarter ending December 2017	5,171	→
Quarter ending March 2018	5,180	→
Quarter ending June 2018	5,157	→
Variance since June 2017	(1.3%)	↓



ACTIVITY

Cumulative percentage of contracted UDA delivered 2018 & 2019



Month	Adjusted Scheduled Activity (UDA)	
	2018	2019
April	359	538
May	2,045	1,540
June	3,156	2,576
July	4,173	
August	5,231	
September	6,613	
October	7,597	
November	8,561	
December	9,547	
January	10,649	
February	11,848	
March	13,223	
April	13,724	
May	13,720	
June	13,721	

QUALITY

	Quantity	Base Number	Contract	AT	Region	England
% of FP17s for the same patient ID Re-attending within 3 months - Children	21	430	4.9%	11.0%	11.0%	11.5%
% of FP17s for the same patient ID Re-attending within 3 months - Adults	97	1,228	7.9%	14.8%	15.3%	15.4%
% of FP17s for the same patient ID Re-attending between 3 & 9 months - Children	258	430	60.0%	59.0%	61.2%	58.9%
% of FP17s for the same patient ID Re-attending between 3 & 9 months - Adults	647	1,228	52.7%	49.5%	52.9%	51.6%
% of FP17s for Band 1 Urgent Courses	92	1,432	6.4%	9.7%	9.4%	8.9%
% of FP17s Relating to Free Repair or Replacements	4	1,432	0.3%	0.7%	0.7%	0.8%
% of FP17s Relating to Continuations	3	1,432	0.2%	0.7%	0.9%	0.9%
% of Patients satisfied with the dentistry they have received	1	1	N/A	94.8%	93.6%	93.2%
% of Patients satisfied with the time they had to wait for an appointment	1	1	N/A	88.9%	88.8%	88.8%

* This is based on patients treated on this contract for their most recent course of treatment. Figures in italics indicate the base number of FP17s or Patient Questionnaire responses are less than 100. N/A is shown where the base number of responses is less than 10 during the period. % is calculated as Quantity/Base number*100

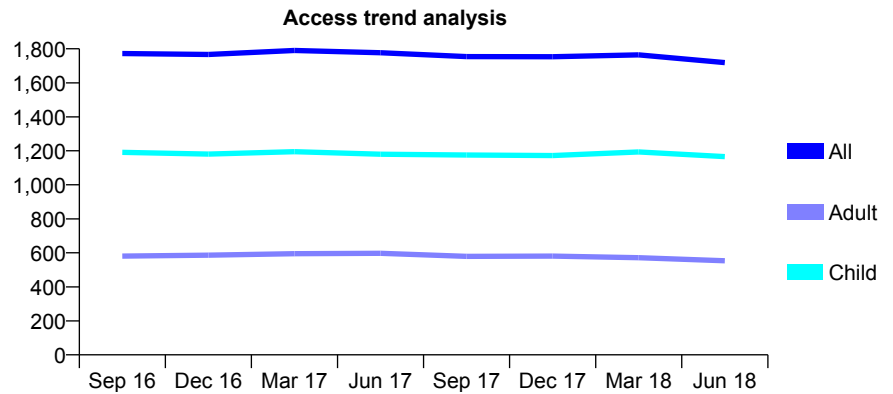
Q69 - Vital Signs At a Glance Contract Report for 151343/0001 - June 2018

Name or company name	York House Dental Practice
Contract type name	GDS Contract
Purpose of contract	General
Contract start date	01/05/2012
Contract end date	

18/19 Contracted general activity (UDA)	4,439
Carry forward general activity (UDA)	0
18/19 Contracted orthodontic activity (UOA)	0
Carry forward orthodontic activity (UOA)	0
Baseline contract value	£107,731.48

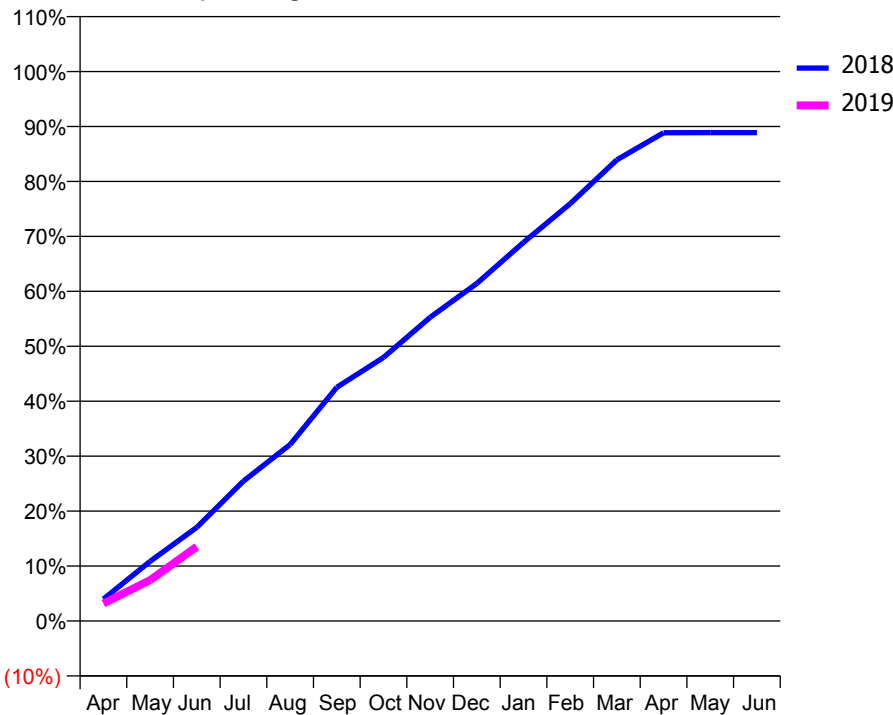
ACCESS*

Patients seen in 24 months	Total	Change since previous quarter
Quarter ending June 2017	1,777	
Quarter ending September 2017	1,754	↓
Quarter ending December 2017	1,753	→
Quarter ending March 2018	1,764	→
Quarter ending June 2018	1,719	↓
Variance since June 2017	(3.3%)	↓



ACTIVITY

Cumulative percentage of contracted UDA delivered 2018 & 2019



Adjusted Scheduled Activity (UDA)		
Month	2018	2019
April	177	141
May	482	330
June	757	601
July	1,131	
August	1,426	
September	1,888	
October	2,130	
November	2,454	
December	2,727	
January	3,059	
February	3,371	
March	3,726	
April	3,944	
May	3,945	
June	3,945	

QUALITY

	Quantity	Base Number	Contract	AT	Region	England
% of FP17s for the same patient ID Re-attending within 3 months - Children	29	408	7.1%	11.0%	11.0%	11.5%
% of FP17s for the same patient ID Re-attending within 3 months - Adults	27	138	19.6%	14.8%	15.3%	15.4%
% of FP17s for the same patient ID Re-attending between 3 & 9 months - Children	275	408	67.4%	59.0%	61.2%	58.9%
% of FP17s for the same patient ID Re-attending between 3 & 9 months - Adults	70	138	50.7%	49.5%	52.9%	51.6%
% of FP17s for Band 1 Urgent Courses	34	413	8.2%	9.7%	9.4%	8.9%
% of FP17s Relating to Free Repair or Replacements	0	413	0.0%	0.7%	0.7%	0.8%
% of FP17s Relating to Continuations	5	413	1.2%	0.7%	0.9%	0.9%
% of Patients satisfied with the dentistry they have received	3	3	N/A	94.8%	93.6%	93.2%
% of Patients satisfied with the time they had to wait for an appointment	2	3	N/A	88.9%	88.8%	88.8%

* This is based on patients treated on this contract for their most recent course of treatment. Figures in italics indicate the base number of FP17s or Patient Questionnaire responses are less than 100. N/A is shown where the base number of responses is less than 10 during the period. % is calculated as Quantity/Base number*100

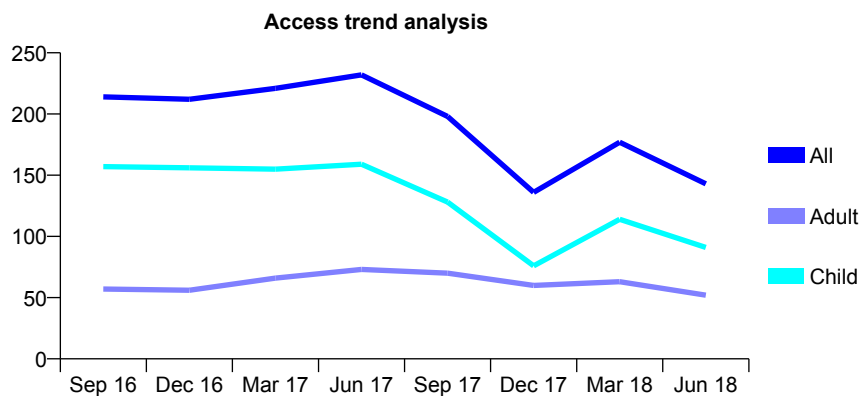
Q69 - Vital Signs At a Glance Contract Report for 152145/0001 - June 2018

Name or company name	Fullarton and Hughes Dental Partnership
Contract type name	GDS Contract
Purpose of contract	General
Contract start date	01/10/2015
Contract end date	

18/19 Contracted general activity (UDA)	1,594
Carry forward general activity (UDA)	0
18/19 Contracted orthodontic activity (UOA)	0
Carry forward orthodontic activity (UOA)	0
Baseline contract value	£34,753.85

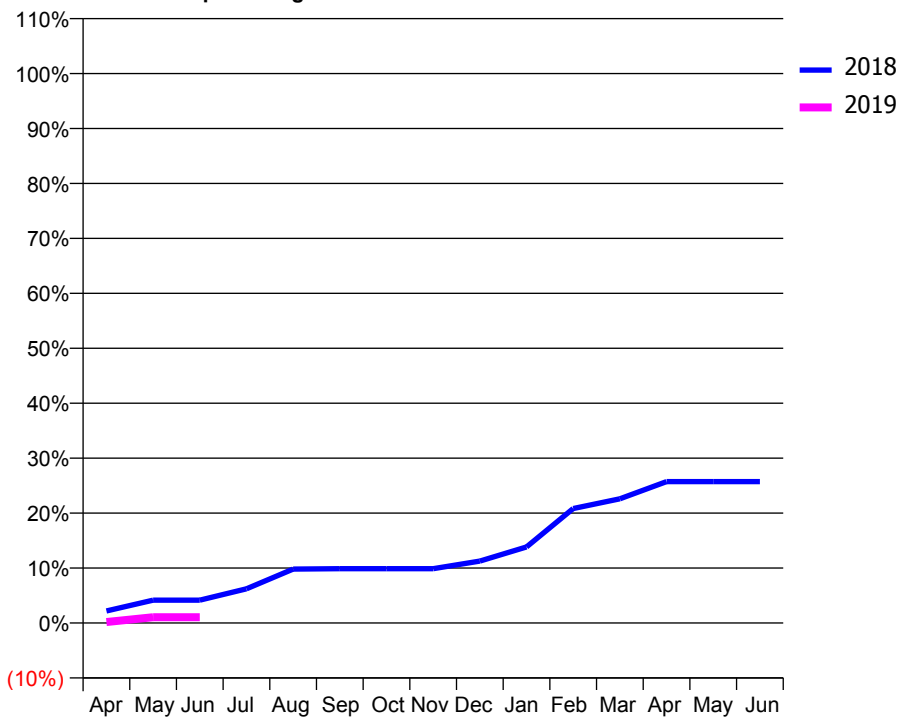
ACCESS*

Patients seen in 24 months	Total	Change since previous quarter
Quarter ending June 2017	232	
Quarter ending September 2017	198	↓
Quarter ending December 2017	136	↓
Quarter ending March 2018	177	↑
Quarter ending June 2018	143	↓
Variance since June 2017	(38.4%)	↓



ACTIVITY

Cumulative percentage of contracted UDA delivered 2018 & 2019



Adjusted Scheduled Activity (UDA)

Month	2018	2019
April	35	3
May	66	17
June	66	17
July	99	
August	157	
September	158	
October	158	
November	158	
December	180	
January	221	
February	332	
March	360	
April	410	
May	410	
June	410	

QUALITY

	Quantity	Base Number	Contract	AT	Region	England
% of FP17s for the same patient ID Re-attending within 3 months - Children	2	33	6.1%	11.0%	11.0%	11.5%
% of FP17s for the same patient ID Re-attending within 3 months - Adults	0	4	0.0%	14.8%	15.3%	15.4%
% of FP17s for the same patient ID Re-attending between 3 & 9 months - Children	2	33	6.1%	59.0%	61.2%	58.9%
% of FP17s for the same patient ID Re-attending between 3 & 9 months - Adults	1	4	25.0%	49.5%	52.9%	51.6%
% of FP17s for Band 1 Urgent Courses	0	7	0.0%	9.7%	9.4%	8.9%
% of FP17s Relating to Free Repair or Replacements	0	7	0.0%	0.7%	0.7%	0.8%
% of FP17s Relating to Continuations	0	7	0.0%	0.7%	0.9%	0.9%
% of Patients satisfied with the dentistry they have received	0	0	N/A	94.8%	93.6%	93.2%
% of Patients satisfied with the time they had to wait for an appointment	0	0	N/A	88.9%	88.8%	88.8%

* This is based on patients treated on this contract for their most recent course of treatment. Figures in italics indicate the base number of FP17s or Patient Questionnaire responses are less than 100. N/A is shown where the base number of responses is less than 10 during the period. % is calculated as Quantity/Base number*100

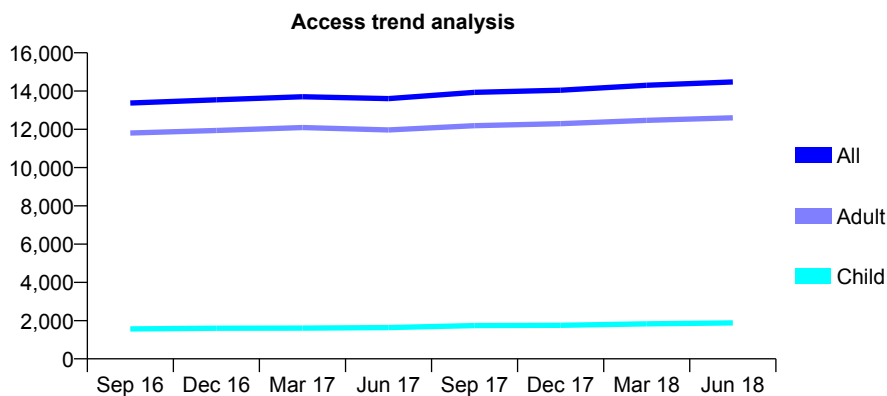
Q69 - Vital Signs At a Glance Contract Report for 152234/0001 - June 2018

Name or company name	Studental Ltd
Contract type name	GDS Contract
Purpose of contract	General
Contract start date	01/04/2009
Contract end date	

18/19 Contracted general activity (UDA)	34,000
Carry forward general activity (UDA)	0
18/19 Contracted orthodontic activity (UOA)	0
Carry forward orthodontic activity (UOA)	0
Baseline contract value	£873,131.18

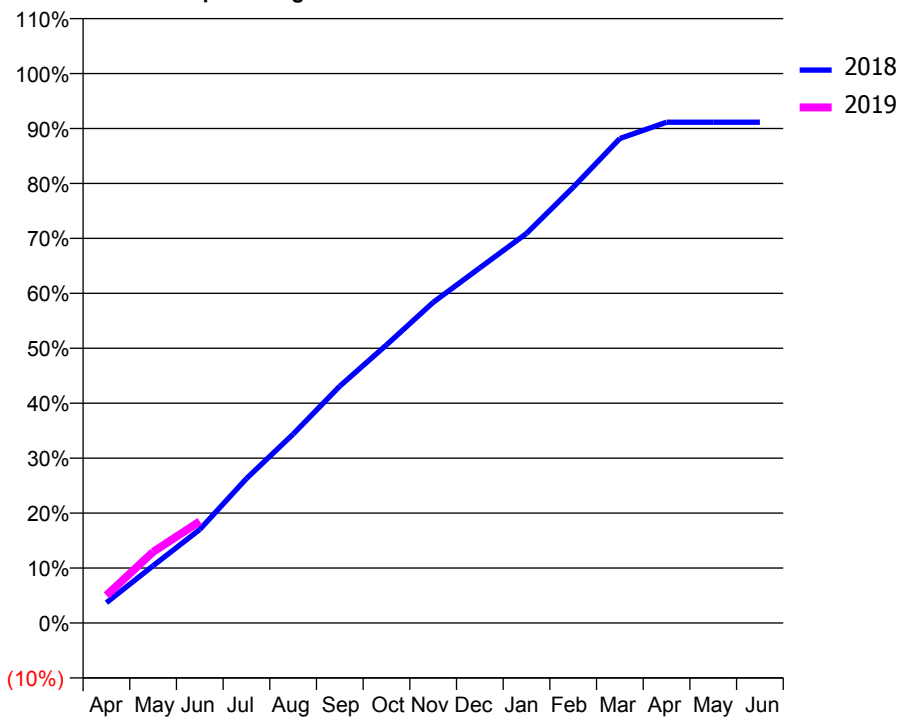
ACCESS*

Patients seen in 24 months	Total	Change since previous quarter
Quarter ending June 2017	13,604	
Quarter ending September 2017	13,932	↑
Quarter ending December 2017	14,043	→
Quarter ending March 2018	14,303	→
Quarter ending June 2018	14,478	→
Variance since June 2017	6.4%	↑



ACTIVITY

Cumulative percentage of contracted UDA delivered 2018 & 2019



Month	Adjusted Scheduled Activity (UDA)	
	2018	2019
April	1,257	1,712
May	3,544	4,402
June	5,787	6,290
July	8,941	
August	11,690	
September	14,659	
October	17,204	
November	19,841	
December	21,975	
January	24,106	
February	26,962	
March	29,976	
April	30,983	
May	30,985	
June	30,982	

QUALITY

	Quantity	Base Number	Contract	AT	Region	England
% of FP17s for the same patient ID Re-attending within 3 months - Children	36	710	5.1%	11.0%	11.0%	11.5%
% of FP17s for the same patient ID Re-attending within 3 months - Adults	331	3,214	10.3%	14.8%	15.3%	15.4%
% of FP17s for the same patient ID Re-attending between 3 & 9 months - Children	385	710	54.2%	59.0%	61.2%	58.9%
% of FP17s for the same patient ID Re-attending between 3 & 9 months - Adults	1,167	3,214	36.3%	49.5%	52.9%	51.6%
% of FP17s for Band 1 Urgent Courses	383	3,369	11.4%	9.7%	9.4%	8.9%
% of FP17s Relating to Free Repair or Replacements	20	3,369	0.6%	0.7%	0.7%	0.8%
% of FP17s Relating to Continuations	14	3,369	0.4%	0.7%	0.9%	0.9%
% of Patients satisfied with the dentistry they have received	5	6	N/A	94.8%	93.6%	93.2%
% of Patients satisfied with the time they had to wait for an appointment	5	6	N/A	88.9%	88.8%	88.8%

* This is based on patients treated on this contract for their most recent course of treatment. Figures in italics indicate the base number of FP17s or Patient Questionnaire responses are less than 100. N/A is shown where the base number of responses is less than 10 during the period. % is calculated as Quantity/Base number*100

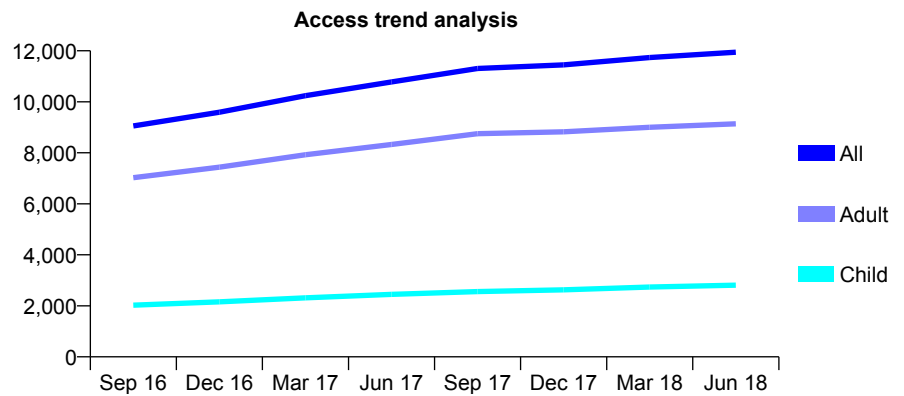
Q69 - Vital Signs At a Glance Contract Report for 152552/0001 - June 2018

Name or company name	Ahmed Aleishaker and Dinah Alshamma
Contract type name	GDS Contract
Purpose of contract	General
Contract start date	01/08/2015
Contract end date	

18/19 Contracted general activity (UDA)	27,953
Carry forward general activity (UDA)	0
18/19 Contracted orthodontic activity (UOA)	0
Carry forward orthodontic activity (UOA)	0
Baseline contract value	£729,658.70

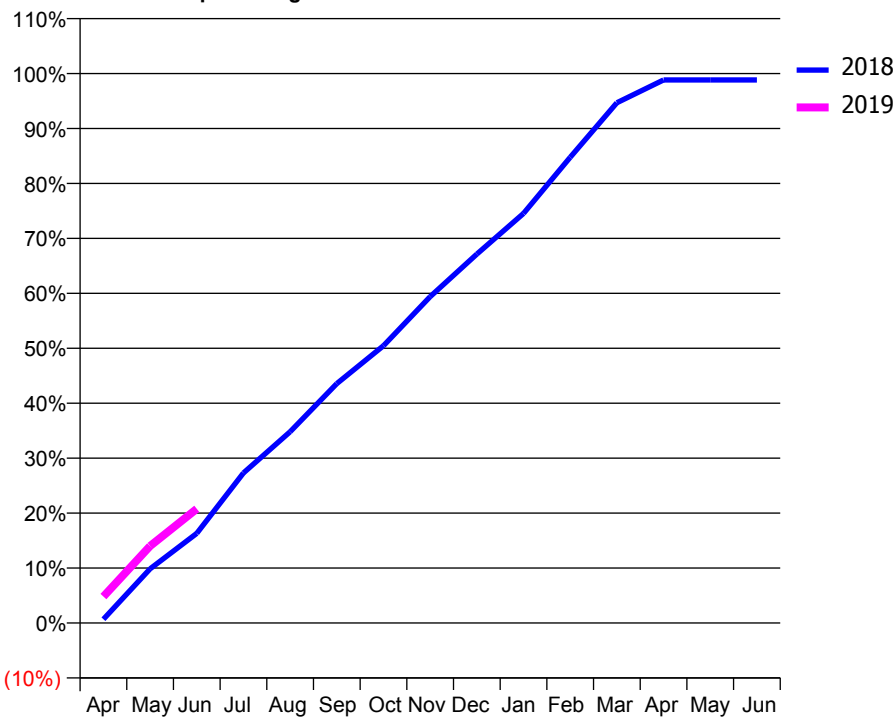
ACCESS*

Patients seen in 24 months	Total	Change since previous quarter
Quarter ending June 2017	10,777	
Quarter ending September 2017	11,307	↑
Quarter ending December 2017	11,449	→
Quarter ending March 2018	11,738	↑
Quarter ending June 2018	11,947	→
Variance since June 2017	10.9%	↑



ACTIVITY

Cumulative percentage of contracted UDA delivered 2018 & 2019



Month	Adjusted Scheduled Activity (UDA)	
	2018	2019
April	206	1,347
May	2,951	3,919
June	4,878	5,809
July	8,172	
August	10,411	
September	13,035	
October	15,097	
November	17,768	
December	20,082	
January	22,294	
February	25,353	
March	28,317	
April	29,558	
May	29,559	
June	29,559	

QUALITY

	Quantity	Base Number	Contract	AT	Region	England
% of FP17s for the same patient ID Re-attending within 3 months - Children	49	950	5.2%	11.0%	11.0%	11.5%
% of FP17s for the same patient ID Re-attending within 3 months - Adults	377	2,983	12.6%	14.8%	15.3%	15.4%
% of FP17s for the same patient ID Re-attending between 3 & 9 months - Children	420	950	44.2%	59.0%	61.2%	58.9%
% of FP17s for the same patient ID Re-attending between 3 & 9 months - Adults	1,421	2,983	47.6%	49.5%	52.9%	51.6%
% of FP17s for Band 1 Urgent Courses	220	3,398	6.5%	9.7%	9.4%	8.9%
% of FP17s Relating to Free Repair or Replacements	8	3,398	0.2%	0.7%	0.7%	0.8%
% of FP17s Relating to Continuations	19	3,398	0.6%	0.7%	0.9%	0.9%
% of Patients satisfied with the dentistry they have received	16	16	100.0%	94.8%	93.6%	93.2%
% of Patients satisfied with the time they had to wait for an appointment	15	16	93.8%	88.9%	88.8%	88.8%

* This is based on patients treated on this contract for their most recent course of treatment. Figures in italics indicate the base number of FP17s or Patient Questionnaire responses are less than 100. N/A is shown where the base number of responses is less than 10 during the period. % is calculated as Quantity/Base number*100

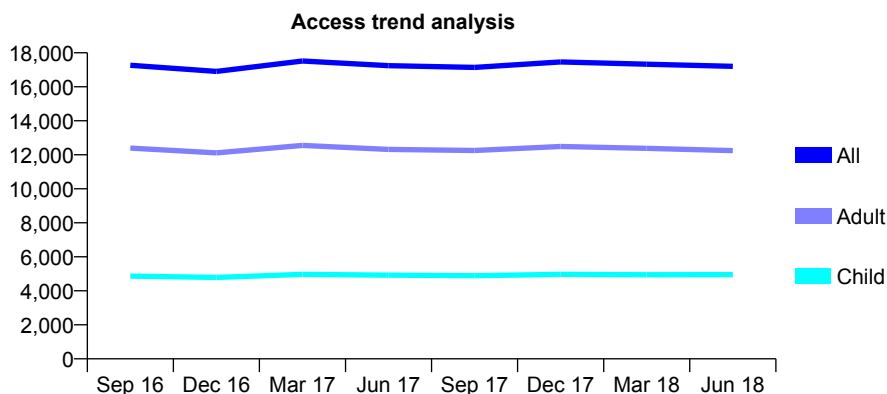
Q69 - Vital Signs At a Glance Contract Report for 153389/0001 - June 2018

Name or company name	Smile Care (Dental) Ltd
Contract type name	GDS Contract
Purpose of contract	General
Contract start date	10/03/2008
Contract end date	

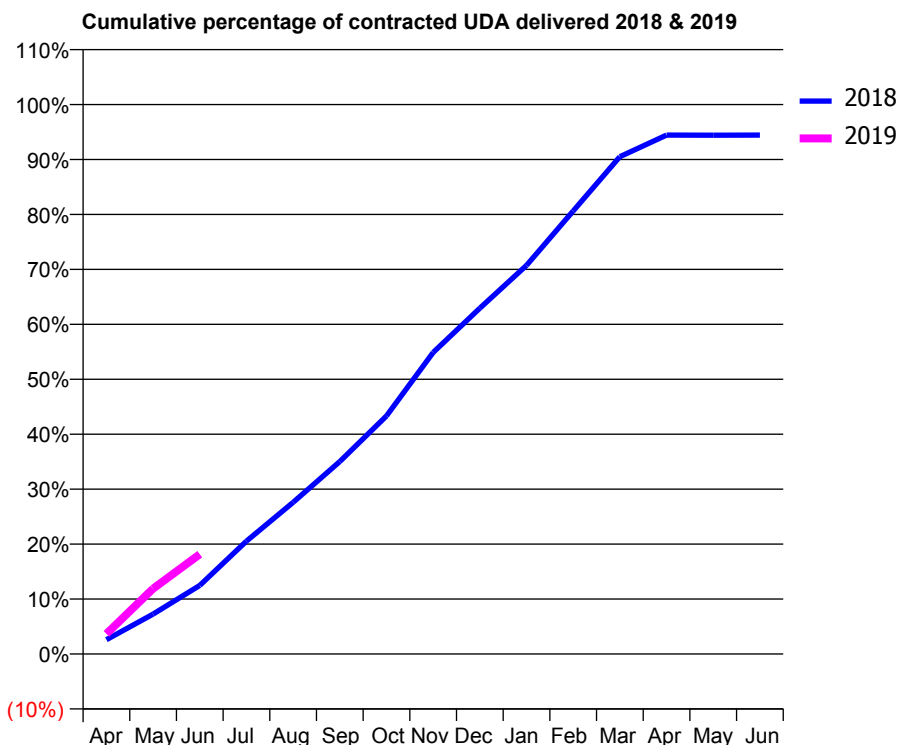
18/19 Contracted general activity (UDA)	45,370
Carry forward general activity (UDA)	0
18/19 Contracted orthodontic activity (UOA)	0
Carry forward orthodontic activity (UOA)	0
Baseline contract value	£1,229,390.27

ACCESS*

Patients seen in 24 months	Total	Change since previous quarter
Quarter ending June 2017	17,241	
Quarter ending September 2017	17,143	→
Quarter ending December 2017	17,463	→
Quarter ending March 2018	17,331	→
Quarter ending June 2018	17,202	→
Variance since June 2017	(0.2%)	→



ACTIVITY



Month	Adjusted Scheduled Activity (UDA)	
	2018	2019
April	1,187	1,664
May	3,296	5,396
June	5,664	8,246
July	9,322	
August	12,528	
September	15,894	
October	19,653	
November	24,894	
December	28,550	
January	32,088	
February	36,583	
March	41,059	
April	42,844	
May	42,836	
June	42,841	

QUALITY

	Quantity	Base Number	Contract	AT	Region	England
% of FP17s for the same patient ID Re-attending within 3 months - Children	148	1,489	9.9%	11.0%	11.0%	11.5%
% of FP17s for the same patient ID Re-attending within 3 months - Adults	435	2,726	16.0%	14.8%	15.3%	15.4%
% of FP17s for the same patient ID Re-attending between 3 & 9 months - Children	645	1,489	43.3%	59.0%	61.2%	58.9%
% of FP17s for the same patient ID Re-attending between 3 & 9 months - Adults	811	2,726	29.8%	49.5%	52.9%	51.6%
% of FP17s for Band 1 Urgent Courses	618	3,325	18.6%	9.7%	9.4%	8.9%
% of FP17s Relating to Free Repair or Replacements	36	3,325	1.1%	0.7%	0.7%	0.8%
% of FP17s Relating to Continuations	8	3,325	0.2%	0.7%	0.9%	0.9%
% of Patients satisfied with the dentistry they have received	5	7	N/A	94.8%	93.6%	93.2%
% of Patients satisfied with the time they had to wait for an appointment	5	7	N/A	88.9%	88.8%	88.8%

* This is based on patients treated on this contract for their most recent course of treatment. Figures in italics indicate the base number of FP17s or Patient Questionnaire responses are less than 100. N/A is shown where the base number of responses is less than 10 during the period. % is calculated as Quantity/Base number*100

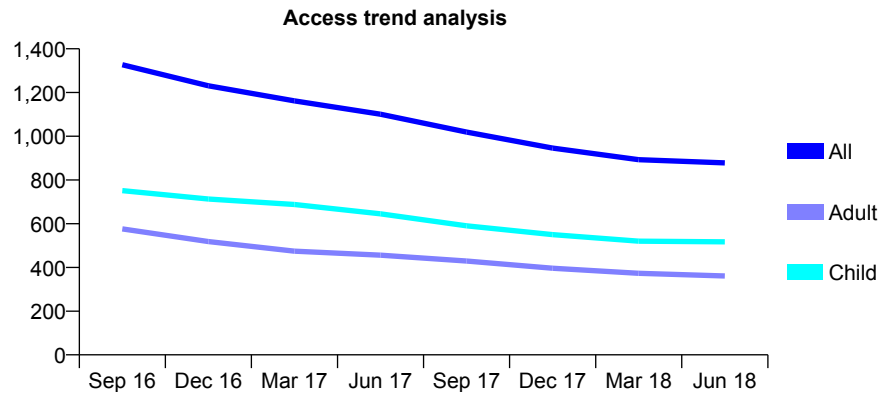
Q69 - Vital Signs At a Glance Contract Report for 154601/0001 - June 2018

Name or company name	Oxfordshire Priority Dental Service
Contract type name	PDS Contract
Purpose of contract	General
Contract start date	01/04/2006
Contract end date	31/03/2019

18/19 Contracted general activity (UDA)	3,000
Carry forward general activity (UDA)	0
18/19 Contracted orthodontic activity (UOA)	0
Carry forward orthodontic activity (UOA)	0
Baseline contract value	£0.00

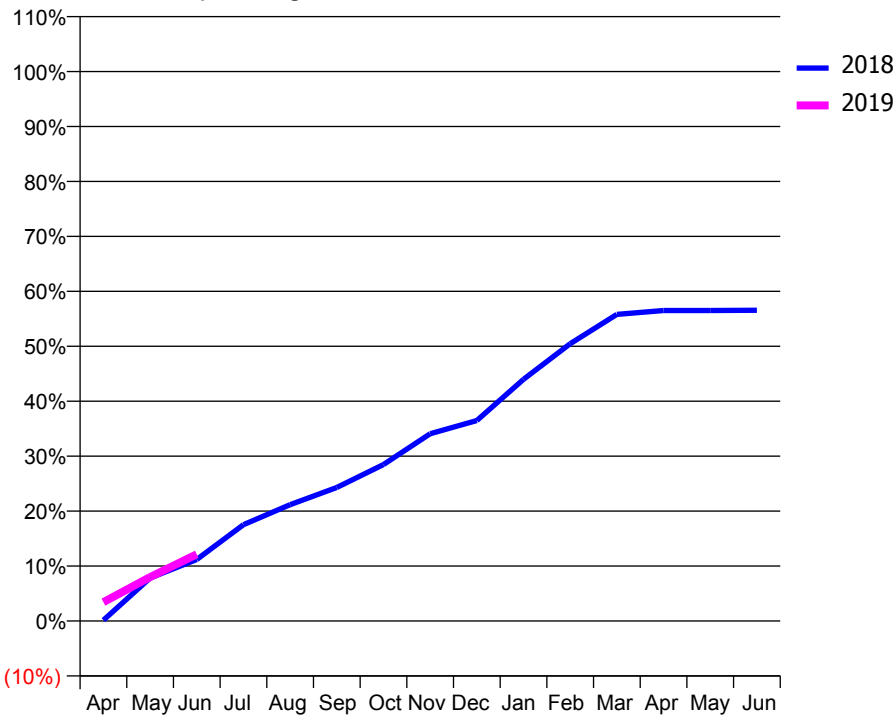
ACCESS*

Patients seen in 24 months	Total	Change since previous quarter
Quarter ending June 2017	1,101	
Quarter ending September 2017	1,019	↓
Quarter ending December 2017	946	↓
Quarter ending March 2018	893	↓
Quarter ending June 2018	878	↓
Variance since June 2017	(20.3%)	↓



ACTIVITY

Cumulative percentage of contracted UDA delivered 2018 & 2019



Month	Adjusted Scheduled Activity (UDA)	
	2018	2019
April	4	103
May	235	240
June	336	364
July	526	
August	635	
September	729	
October	854	
November	1,022	
December	1,095	
January	1,319	
February	1,514	
March	1,674	
April	1,695	
May	1,695	
June	1,696	

QUALITY

	Quantity	Base Number	Contract	AT	Region	England
% of FP17s for the same patient ID Re-attending within 3 months - Children	19	163	11.7%	11.0%	11.0%	11.5%
% of FP17s for the same patient ID Re-attending within 3 months - Adults	8	79	10.1%	14.8%	15.3%	15.4%
% of FP17s for the same patient ID Re-attending between 3 & 9 months - Children	65	163	39.9%	59.0%	61.2%	58.9%
% of FP17s for the same patient ID Re-attending between 3 & 9 months - Adults	25	79	31.6%	49.5%	52.9%	51.6%
% of FP17s for Band 1 Urgent Courses	27	227	11.9%	9.7%	9.4%	8.9%
% of FP17s Relating to Free Repair or Replacements	0	227	0.0%	0.7%	0.7%	0.8%
% of FP17s Relating to Continuations	2	227	0.9%	0.7%	0.9%	0.9%
% of Patients satisfied with the dentistry they have received	1	1	N/A	94.8%	93.6%	93.2%
% of Patients satisfied with the time they had to wait for an appointment	0	1	N/A	88.9%	88.8%	88.8%

* This is based on patients treated on this contract for their most recent course of treatment. Figures in italics indicate the base number of FP17s or Patient Questionnaire responses are less than 100. N/A is shown where the base number of responses is less than 10 during the period. % is calculated as Quantity/Base number*100

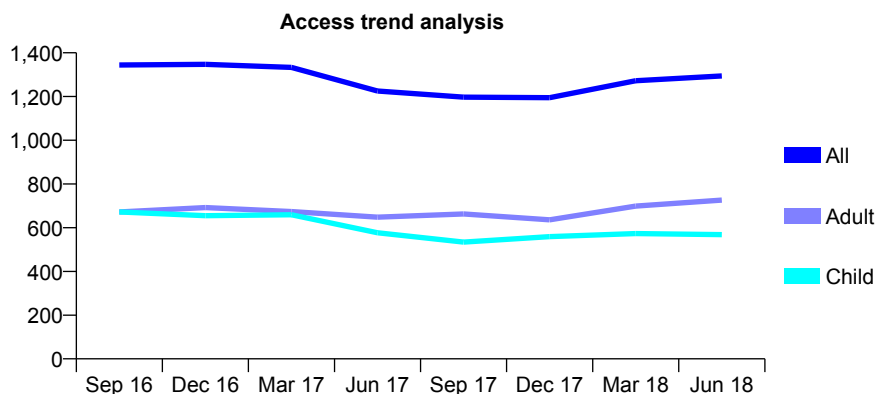
Q69 - Vital Signs At a Glance Contract Report for 154601/0002 - June 2018

Name or company name	Oxfordshire Priority Dental Service
Contract type name	PDS Contract
Purpose of contract	General and Orthodontic
Contract start date	01/04/2006
Contract end date	31/03/2019

18/19 Contracted general activity (UDA)	4,000
Carry forward general activity (UDA)	0
18/19 Contracted orthodontic activity (UOA)	1,350
Carry forward orthodontic activity (UOA)	0
Baseline contract value	£0.00

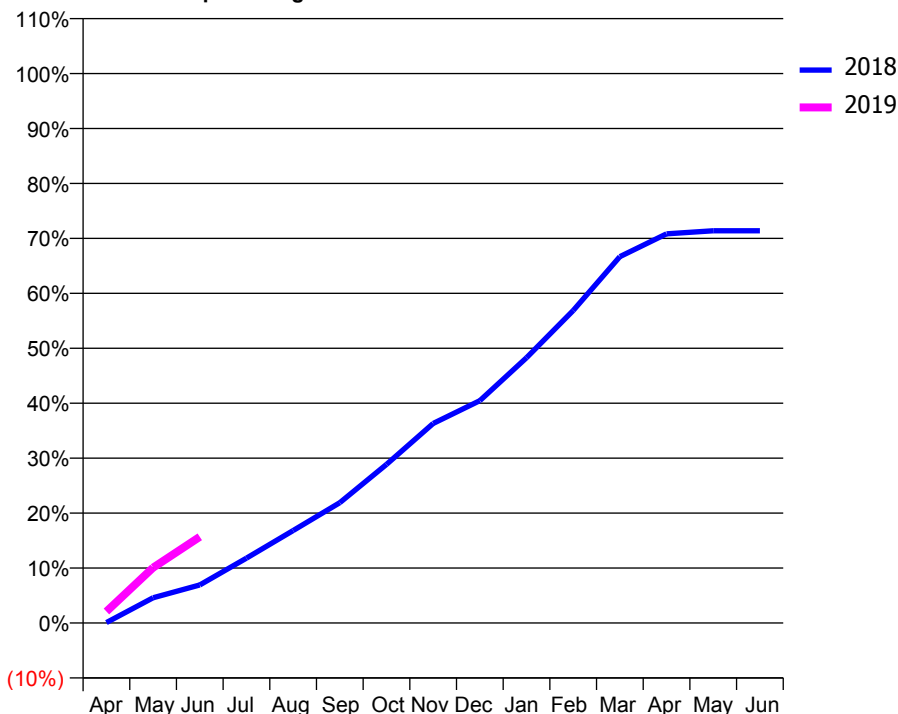
ACCESS*

Patients seen in 24 months	Total	Change since previous quarter
Quarter ending June 2017	1,225	
Quarter ending September 2017	1,197	↓
Quarter ending December 2017	1,195	→
Quarter ending March 2018	1,272	↑
Quarter ending June 2018	1,294	→
Variance since June 2017	5.6%	↑



ACTIVITY

Cumulative percentage of contracted UDA delivered 2018 & 2019



Adjusted Scheduled Activity (UDA)

Month	2018	2019
April	3	84
May	184	404
June	277	628
July	472	
August	673	
September	876	
October	1,154	
November	1,453	
December	1,619	
January	1,931	
February	2,275	
March	2,667	
April	2,833	
May	2,855	
June	2,855	

QUALITY

	Quantity	Base Number	Contract	AT	Region	England
% of FP17s for the same patient ID Re-attending within 3 months - Children	24	210	11.4%	11.0%	11.0%	11.5%
% of FP17s for the same patient ID Re-attending within 3 months - Adults	18	226	8.0%	14.8%	15.3%	15.4%
% of FP17s for the same patient ID Re-attending between 3 & 9 months - Children	40	210	19.0%	59.0%	61.2%	58.9%
% of FP17s for the same patient ID Re-attending between 3 & 9 months - Adults	42	226	18.6%	49.5%	52.9%	51.6%
% of FP17s for Band 1 Urgent Courses	24	315	7.6%	9.7%	9.4%	8.9%
% of FP17s Relating to Free Repair or Replacements	0	315	0.0%	0.7%	0.7%	0.8%
% of FP17s Relating to Continuations	0	315	0.0%	0.7%	0.9%	0.9%
% of Patients satisfied with the dentistry they have received	0	0	N/A	94.8%	93.6%	93.2%
% of Patients satisfied with the time they had to wait for an appointment	0	0	N/A	88.9%	88.8%	88.8%

* This is based on patients treated on this contract for their most recent course of treatment. Figures in italics indicate the base number of FP17s or Patient Questionnaire responses are less than 100. N/A is shown where the base number of responses is less than 10 during the period. % is calculated as Quantity/Base number*100

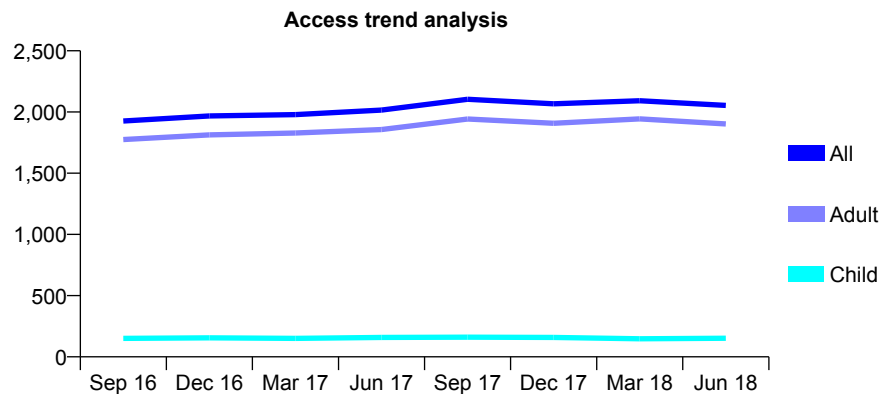
Q69 - Vital Signs At a Glance Contract Report for 154601/0003 - June 2018

Name or company name	Oxfordshire Priority Dental Service
Contract type name	PDS Contract
Purpose of contract	General
Contract start date	01/04/2006
Contract end date	31/03/2019

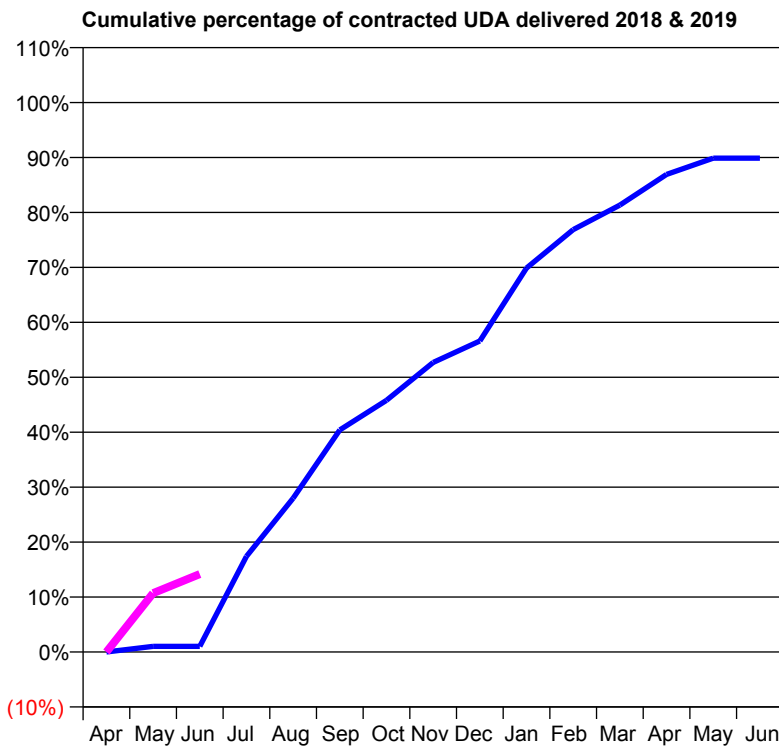
18/19 Contracted general activity (UDA)	4,000
Carry forward general activity (UDA)	0
18/19 Contracted orthodontic activity (UOA)	0
Carry forward orthodontic activity (UOA)	0
Baseline contract value	£0.00

ACCESS*

Patients seen in 24 months	Total	Change since previous quarter
Quarter ending June 2017	2,016	
Quarter ending September 2017	2,104	↑
Quarter ending December 2017	2,067	↓
Quarter ending March 2018	2,092	→
Quarter ending June 2018	2,054	↓
Variance since June 2017	1.9%	→



ACTIVITY



Month	Adjusted Scheduled Activity (UDA)	
	2018	2019
April	0	0
May	41	428
June	41	568
July	696	
August	1,120	
September	1,616	
October	1,832	
November	2,108	
December	2,264	
January	2,795	
February	3,074	
March	3,253	
April	3,476	
May	3,595	
June	3,595	

QUALITY

	Quantity	Base Number	Contract	AT	Region	England
% of FP17s for the same patient ID Re-attending within 3 months - Children	2	111	1.8%	11.0%	11.0%	11.5%
% of FP17s for the same patient ID Re-attending within 3 months - Adults	16	656	2.4%	14.8%	15.3%	15.4%
% of FP17s for the same patient ID Re-attending between 3 & 9 months - Children	1	111	0.9%	59.0%	61.2%	58.9%
% of FP17s for the same patient ID Re-attending between 3 & 9 months - Adults	3	656	0.5%	49.5%	52.9%	51.6%
% of FP17s for Band 1 Urgent Courses	473	473	100.0%	9.7%	9.4%	8.9%
% of FP17s Relating to Free Repair or Replacements	0	473	0.0%	0.7%	0.7%	0.8%
% of FP17s Relating to Continuations	0	473	0.0%	0.7%	0.9%	0.9%
% of Patients satisfied with the dentistry they have received	1	1	N/A	94.8%	93.6%	93.2%
% of Patients satisfied with the time they had to wait for an appointment	1	1	N/A	88.9%	88.8%	88.8%

* This is based on patients treated on this contract for their most recent course of treatment. Figures in italics indicate the base number of FP17s or Patient Questionnaire responses are less than 100. N/A is shown where the base number of responses is less than 10 during the period. % is calculated as Quantity/Base number*100

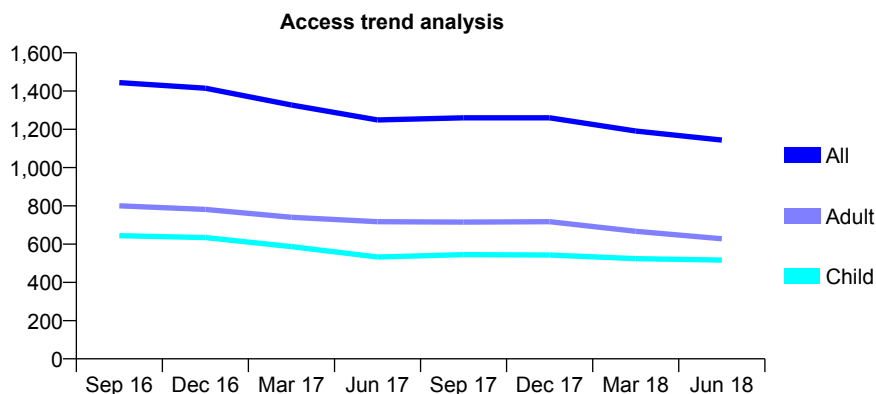
Q69 - Vital Signs At a Glance Contract Report for 154601/0004 - June 2018

Name or company name	Oxfordshire Priority Dental Service
Contract type name	PDS Contract
Purpose of contract	General
Contract start date	01/04/2006
Contract end date	31/03/2019

18/19 Contracted general activity (UDA)	5,000
Carry forward general activity (UDA)	0
18/19 Contracted orthodontic activity (UOA)	0
Carry forward orthodontic activity (UOA)	0
Baseline contract value	£0.00

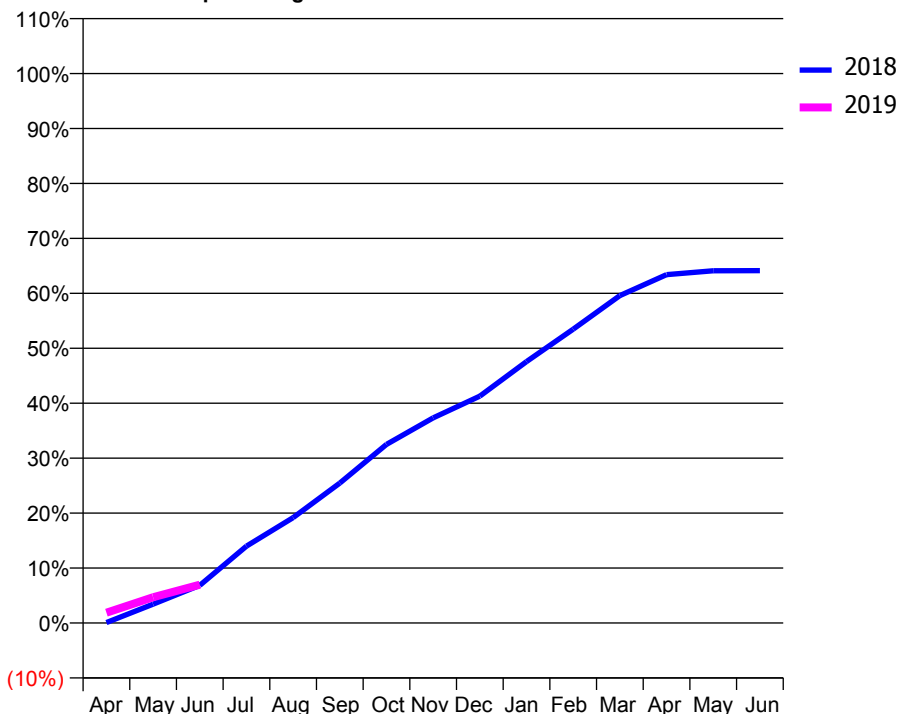
ACCESS*

Patients seen in 24 months	Total	Change since previous quarter
Quarter ending June 2017	1,249	
Quarter ending September 2017	1,260	→
Quarter ending December 2017	1,260	→
Quarter ending March 2018	1,191	↓
Quarter ending June 2018	1,144	↓
Variance since June 2017	(8.4%)	↓



ACTIVITY

Cumulative percentage of contracted UDA delivered 2018 & 2019



Month	Adjusted Scheduled Activity (UDA)	
	2018	2019
April	4	94
May	172	235
June	342	349
July	700	
August	959	
September	1,273	
October	1,625	
November	1,866	
December	2,065	
January	2,379	
February	2,674	
March	2,979	
April	3,170	
May	3,205	
June	3,206	

QUALITY

	Quantity	Base Number	Contract	AT	Region	England
% of FP17s for the same patient ID Re-attending within 3 months - Children	12	166	7.2%	11.0%	11.0%	11.5%
% of FP17s for the same patient ID Re-attending within 3 months - Adults	11	104	10.6%	14.8%	15.3%	15.4%
% of FP17s for the same patient ID Re-attending between 3 & 9 months - Children	66	166	39.8%	59.0%	61.2%	58.9%
% of FP17s for the same patient ID Re-attending between 3 & 9 months - Adults	27	104	26.0%	49.5%	52.9%	51.6%
% of FP17s for Band 1 Urgent Courses	21	194	10.8%	9.7%	9.4%	8.9%
% of FP17s Relating to Free Repair or Replacements	0	194	0.0%	0.7%	0.7%	0.8%
% of FP17s Relating to Continuations	3	194	1.5%	0.7%	0.9%	0.9%
% of Patients satisfied with the dentistry they have received	1	1	N/A	94.8%	93.6%	93.2%
% of Patients satisfied with the time they had to wait for an appointment	1	1	N/A	88.9%	88.8%	88.8%

* This is based on patients treated on this contract for their most recent course of treatment. Figures in italics indicate the base number of FP17s or Patient Questionnaire responses are less than 100. N/A is shown where the base number of responses is less than 10 during the period. % is calculated as Quantity/Base number*100

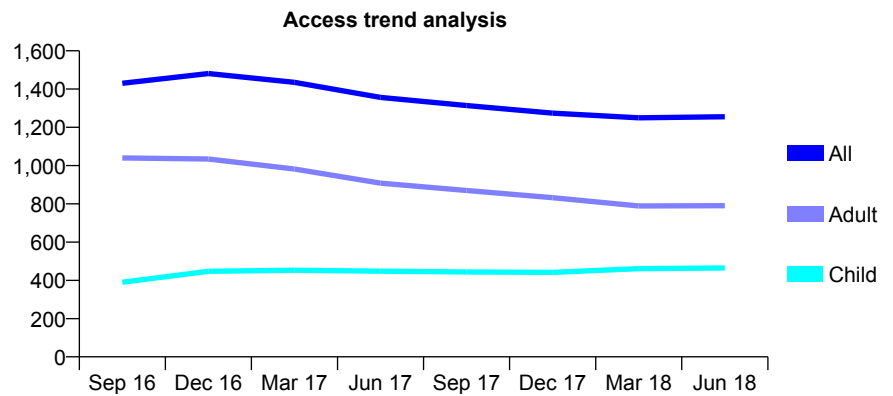
Q69 - Vital Signs At a Glance Contract Report for 154601/0006 - June 2018

Name or company name	Oxfordshire Priority Dental Service
Contract type name	PDS Contract
Purpose of contract	General
Contract start date	01/04/2006
Contract end date	31/03/2019

18/19 Contracted general activity (UDA)	4,000
Carry forward general activity (UDA)	0
18/19 Contracted orthodontic activity (UOA)	0
Carry forward orthodontic activity (UOA)	0
Baseline contract value	£0.00

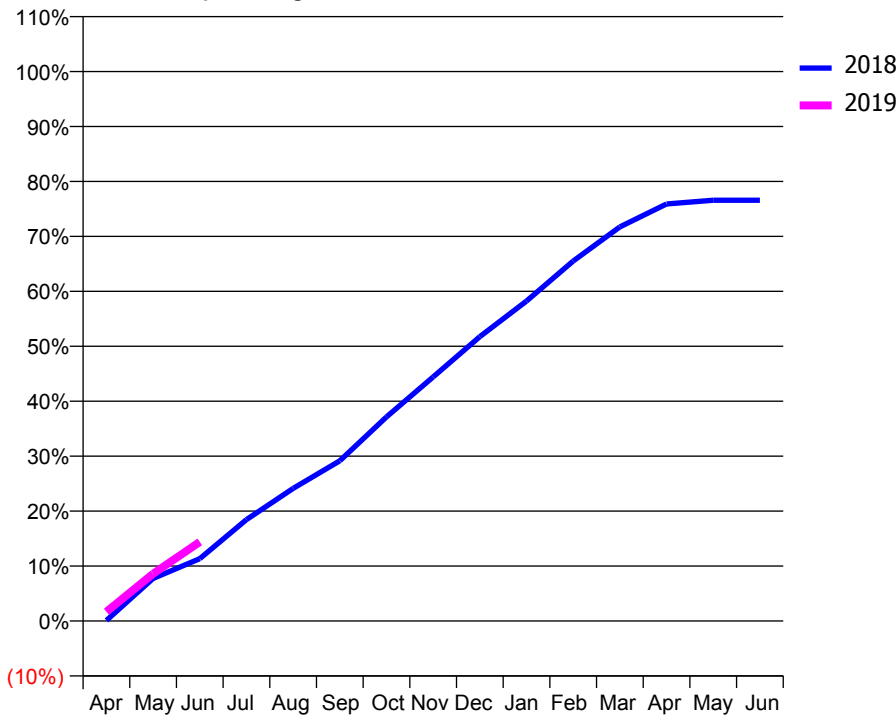
ACCESS*

Patients seen in 24 months	Total	Change since previous quarter
Quarter ending June 2017	1,356	
Quarter ending September 2017	1,314	↓
Quarter ending December 2017	1,274	↓
Quarter ending March 2018	1,250	↓
Quarter ending June 2018	1,255	→
Variance since June 2017	(7.4%)	↓



ACTIVITY

Cumulative percentage of contracted UDA delivered 2018 & 2019



Adjusted Scheduled Activity (UDA)		
Month	2018	2019
April	4	68
May	310	344
June	454	576
July	738	
August	965	
September	1,166	
October	1,486	
November	1,777	
December	2,070	
January	2,329	
February	2,620	
March	2,869	
April	3,036	
May	3,063	
June	3,063	

QUALITY

	Quantity	Base Number	Contract	AT	Region	England
% of FP17s for the same patient ID Re-attending within 3 months - Children	10	199	5.0%	11.0%	11.0%	11.5%
% of FP17s for the same patient ID Re-attending within 3 months - Adults	24	217	11.1%	14.8%	15.3%	15.4%
% of FP17s for the same patient ID Re-attending between 3 & 9 months - Children	35	199	17.6%	59.0%	61.2%	58.9%
% of FP17s for the same patient ID Re-attending between 3 & 9 months - Adults	51	217	23.5%	49.5%	52.9%	51.6%
% of FP17s for Band 1 Urgent Courses	36	295	12.2%	9.7%	9.4%	8.9%
% of FP17s Relating to Free Repair or Replacements	0	295	0.0%	0.7%	0.7%	0.8%
% of FP17s Relating to Continuations	2	295	0.7%	0.7%	0.9%	0.9%
% of Patients satisfied with the dentistry they have received	1	1	N/A	94.8%	93.6%	93.2%
% of Patients satisfied with the time they had to wait for an appointment	1	1	N/A	88.9%	88.8%	88.8%

* This is based on patients treated on this contract for their most recent course of treatment. Figures in italics indicate the base number of FP17s or Patient Questionnaire responses are less than 100. N/A is shown where the base number of responses is less than 10 during the period. % is calculated as Quantity/Base number*100

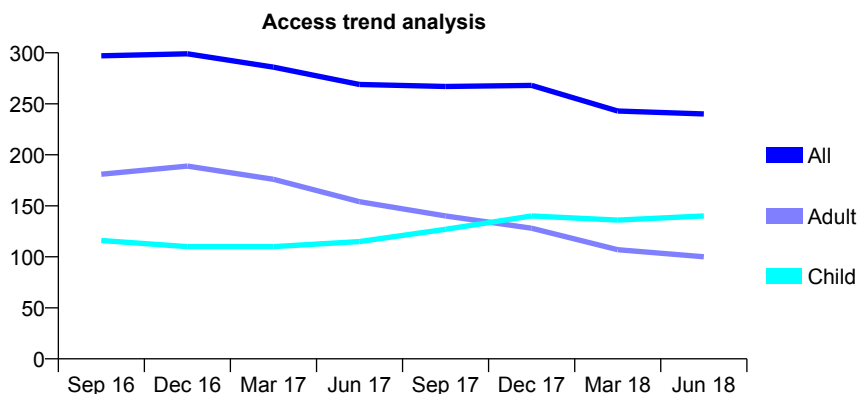
Q69 - Vital Signs At a Glance Contract Report for 154601/0007 - June 2018

Name or company name	Oxfordshire Priority Dental Service
Contract type name	PDS Contract
Purpose of contract	General
Contract start date	01/04/2006
Contract end date	31/03/2019

18/19 Contracted general activity (UDA)	1,000
Carry forward general activity (UDA)	0
18/19 Contracted orthodontic activity (UOA)	0
Carry forward orthodontic activity (UOA)	0
Baseline contract value	£0.00

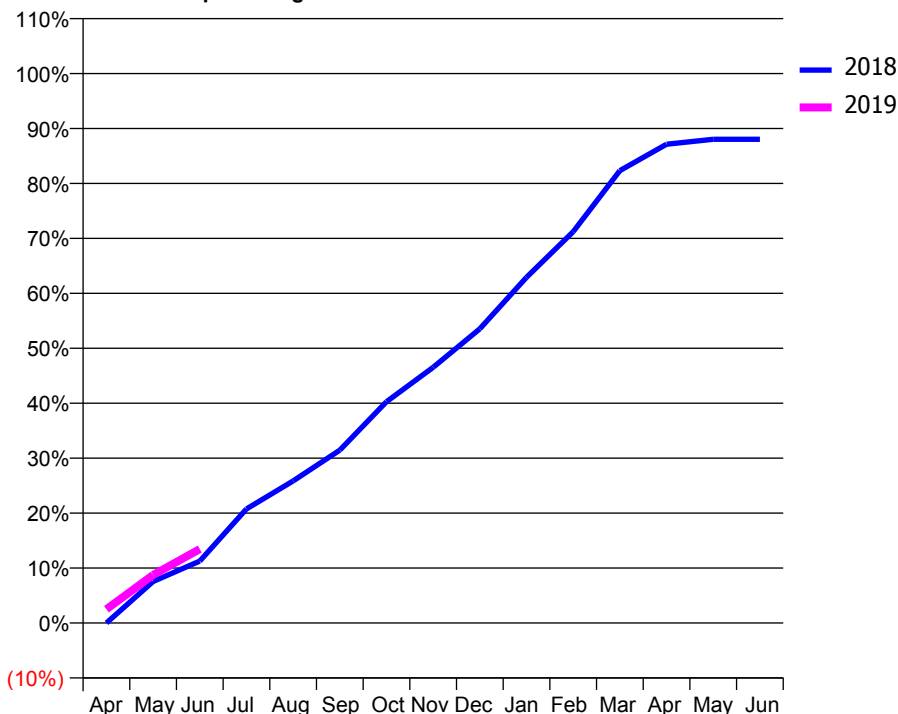
ACCESS*

Patients seen in 24 months	Total	Change since previous quarter
Quarter ending June 2017	269	
Quarter ending September 2017	267	→
Quarter ending December 2017	268	→
Quarter ending March 2018	243	↓
Quarter ending June 2018	240	↓
Variance since June 2017	(10.8%)	↓



ACTIVITY

Cumulative percentage of contracted UDA delivered 2018 & 2019



Month	Adjusted Scheduled Activity (UDA)	
	2018	2019
April	0	25
May	76	87
June	113	135
July	208	
August	259	
September	315	
October	403	
November	465	
December	535	
January	629	
February	712	
March	823	
April	871	
May	880	
June	880	

QUALITY

	Quantity	Base Number	Contract	AT	Region	England
% of FP17s for the same patient ID Re-attending within 3 months - Children	11	66	16.7%	11.0%	11.0%	11.5%
% of FP17s for the same patient ID Re-attending within 3 months - Adults	2	22	9.1%	14.8%	15.3%	15.4%
% of FP17s for the same patient ID Re-attending between 3 & 9 months - Children	32	66	48.5%	59.0%	61.2%	58.9%
% of FP17s for the same patient ID Re-attending between 3 & 9 months - Adults	9	22	40.9%	49.5%	52.9%	51.6%
% of FP17s for Band 1 Urgent Courses	3	67	4.5%	9.7%	9.4%	8.9%
% of FP17s Relating to Free Repair or Replacements	0	67	0.0%	0.7%	0.7%	0.8%
% of FP17s Relating to Continuations	3	67	4.5%	0.7%	0.9%	0.9%
% of Patients satisfied with the dentistry they have received	0	0	N/A	94.8%	93.6%	93.2%
% of Patients satisfied with the time they had to wait for an appointment	0	0	N/A	88.9%	88.8%	88.8%

* This is based on patients treated on this contract for their most recent course of treatment. Figures in italics indicate the base number of FP17s or Patient Questionnaire responses are less than 100. N/A is shown where the base number of responses is less than 10 during the period. % is calculated as Quantity/Base number*100

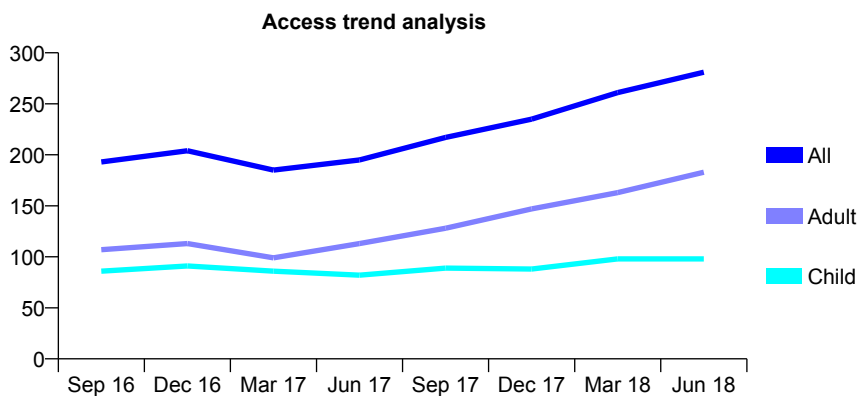
Q69 - Vital Signs At a Glance Contract Report for 154601/0008 - June 2018

Name or company name	Oxfordshire Priority Dental Service
Contract type name	PDS Contract
Purpose of contract	General
Contract start date	01/04/2006
Contract end date	31/03/2019

18/19 Contracted general activity (UDA)	925
Carry forward general activity (UDA)	0
18/19 Contracted orthodontic activity (UOA)	0
Carry forward orthodontic activity (UOA)	0
Baseline contract value	£0.00

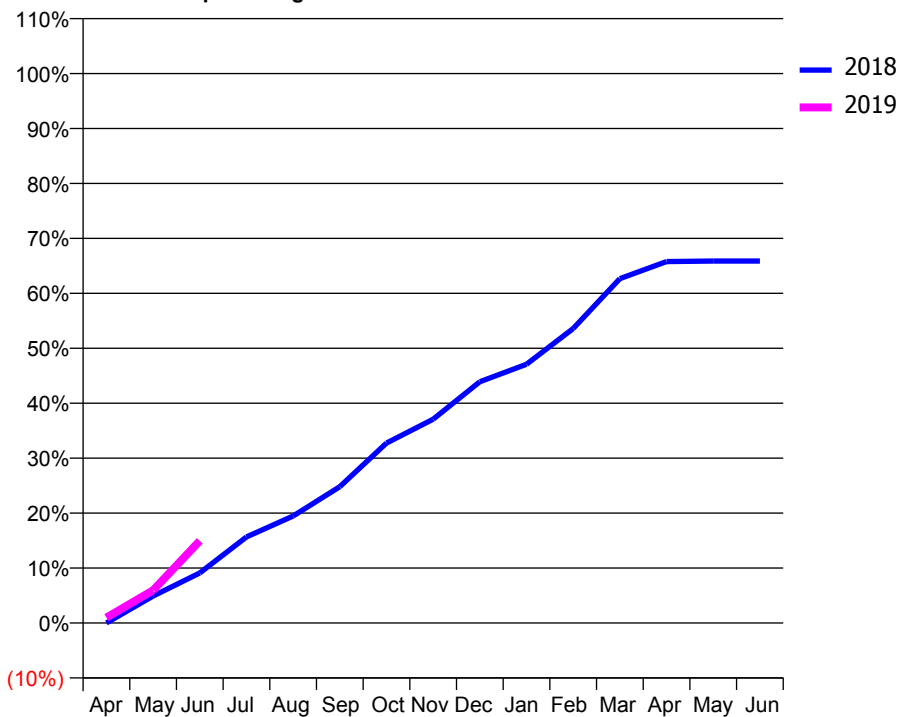
ACCESS*

Patients seen in 24 months	Total	Change since previous quarter
Quarter ending June 2017	195	
Quarter ending September 2017	217	↑
Quarter ending December 2017	235	↑
Quarter ending March 2018	261	↑
Quarter ending June 2018	281	↑
Variance since June 2017	44.1%	↑



ACTIVITY

Cumulative percentage of contracted UDA delivered 2018 & 2019



Adjusted Scheduled Activity (UDA)

Month	2018	2019
April	0	9
May	49	55
June	91	138
July	157	
August	195	
September	248	
October	327	
November	371	
December	439	
January	471	
February	536	
March	627	
April	658	
May	659	
June	659	

QUALITY

	Quantity	Base Number	Contract	AT	Region	England
% of FP17s for the same patient ID Re-attending within 3 months - Children	1	35	2.9%	11.0%	11.0%	11.5%
% of FP17s for the same patient ID Re-attending within 3 months - Adults	1	42	2.4%	14.8%	15.3%	15.4%
% of FP17s for the same patient ID Re-attending between 3 & 9 months - Children	4	35	11.4%	59.0%	61.2%	58.9%
% of FP17s for the same patient ID Re-attending between 3 & 9 months - Adults	8	42	19.0%	49.5%	52.9%	51.6%
% of FP17s for Band 1 Urgent Courses	2	61	3.3%	9.7%	9.4%	8.9%
% of FP17s Relating to Free Repair or Replacements	0	61	0.0%	0.7%	0.7%	0.8%
% of FP17s Relating to Continuations	1	61	1.6%	0.7%	0.9%	0.9%
% of Patients satisfied with the dentistry they have received	0	0	N/A	94.8%	93.6%	93.2%
% of Patients satisfied with the time they had to wait for an appointment	0	0	N/A	88.9%	88.8%	88.8%

* This is based on patients treated on this contract for their most recent course of treatment. Figures in italics indicate the base number of FP17s or Patient Questionnaire responses are less than 100. N/A is shown where the base number of responses is less than 10 during the period. % is calculated as Quantity/Base number*100

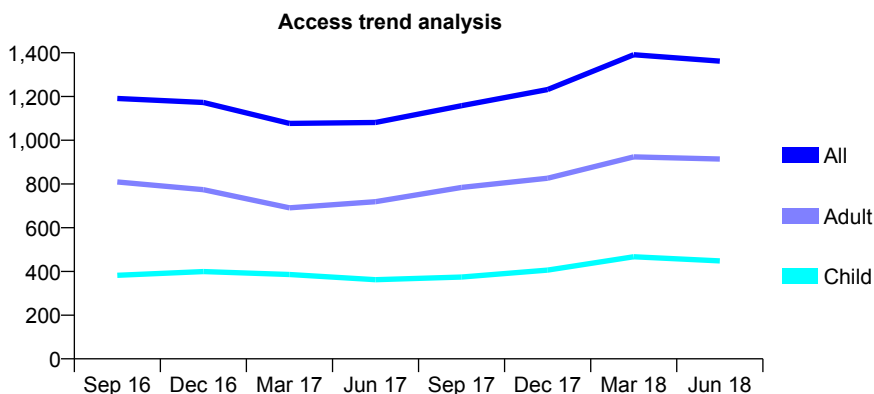
Q69 - Vital Signs At a Glance Contract Report for 154601/0009 - June 2018

Name or company name	Oxfordshire Priority Dental Service
Contract type name	PDS Contract
Purpose of contract	General
Contract start date	01/04/2006
Contract end date	31/03/2019

18/19 Contracted general activity (UDA)	6,000
Carry forward general activity (UDA)	0
18/19 Contracted orthodontic activity (UOA)	0
Carry forward orthodontic activity (UOA)	0
Baseline contract value	£0.00

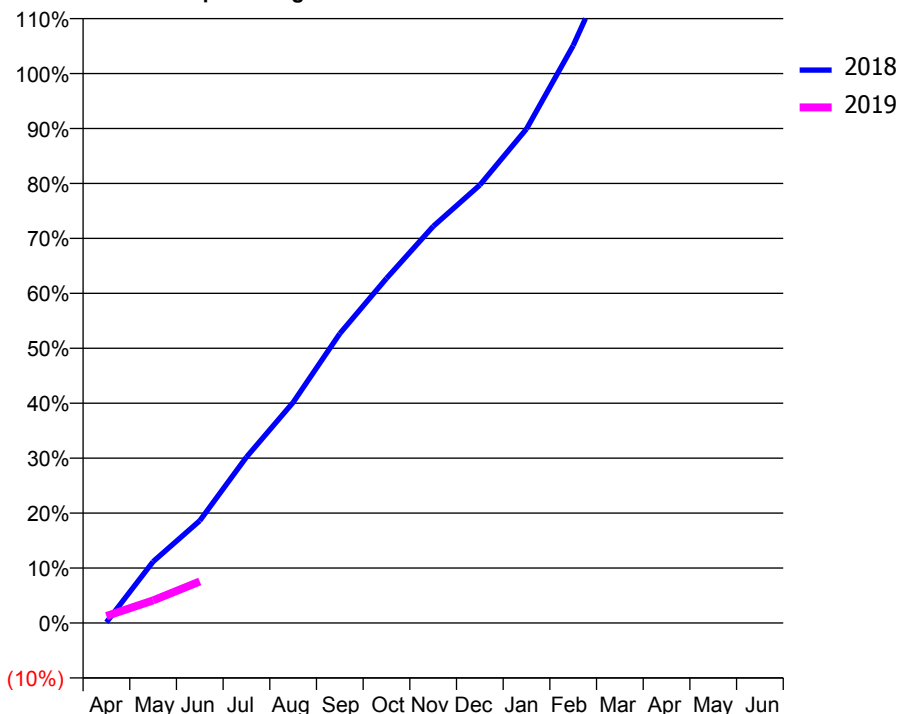
ACCESS*

Patients seen in 24 months	Total	Change since previous quarter
Quarter ending June 2017	1,081	
Quarter ending September 2017	1,158	↑
Quarter ending December 2017	1,232	↑
Quarter ending March 2018	1,391	↑
Quarter ending June 2018	1,362	↓
Variance since June 2017	26.0%	↑



ACTIVITY

Cumulative percentage of contracted UDA delivered 2018 & 2019



Adjusted Scheduled Activity (UDA)

Month	2018	2019
April	4	77
May	336	247
June	558	453
July	906	
August	1,205	
September	1,580	
October	1,882	
November	2,165	
December	2,391	
January	2,698	
February	3,153	
March	3,711	
April	3,903	
May	3,924	
June	3,925	

QUALITY

	Quantity	Base Number	Contract	AT	Region	England
% of FP17s for the same patient ID Re-attending within 3 months - Children	12	143	8.4%	11.0%	11.0%	11.5%
% of FP17s for the same patient ID Re-attending within 3 months - Adults	20	228	8.8%	14.8%	15.3%	15.4%
% of FP17s for the same patient ID Re-attending between 3 & 9 months - Children	44	143	30.8%	59.0%	61.2%	58.9%
% of FP17s for the same patient ID Re-attending between 3 & 9 months - Adults	70	228	30.7%	49.5%	52.9%	51.6%
% of FP17s for Band 1 Urgent Courses	61	283	21.6%	9.7%	9.4%	8.9%
% of FP17s Relating to Free Repair or Replacements	0	283	0.0%	0.7%	0.7%	0.8%
% of FP17s Relating to Continuations	5	283	1.8%	0.7%	0.9%	0.9%
% of Patients satisfied with the dentistry they have received	0	0	N/A	94.8%	93.6%	93.2%
% of Patients satisfied with the time they had to wait for an appointment	0	0	N/A	88.9%	88.8%	88.8%

* This is based on patients treated on this contract for their most recent course of treatment. Figures in italics indicate the base number of FP17s or Patient Questionnaire responses are less than 100. N/A is shown where the base number of responses is less than 10 during the period. % is calculated as Quantity/Base number*100

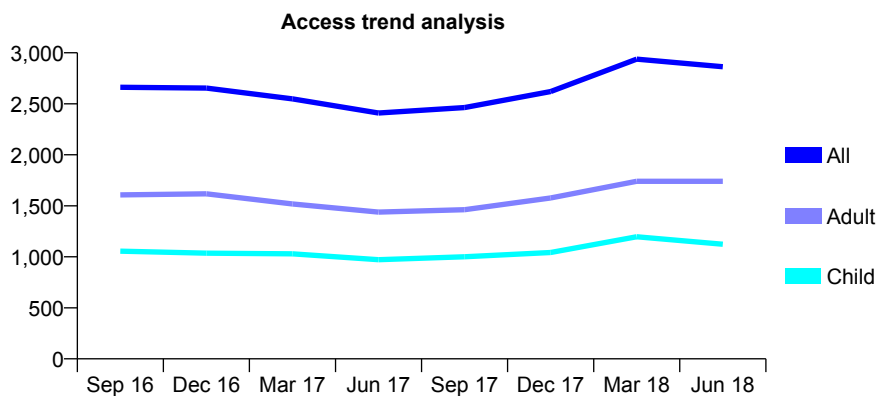
Q69 - Vital Signs At a Glance Contract Report for 154601/0010 - June 2018

Name or company name	Oxfordshire Priority Dental Service
Contract type name	PDS Contract
Purpose of contract	General
Contract start date	01/04/2006
Contract end date	31/03/2019

18/19 Contracted general activity (UDA)	5,900
Carry forward general activity (UDA)	0
18/19 Contracted orthodontic activity (UOA)	0
Carry forward orthodontic activity (UOA)	0
Baseline contract value	£0.00

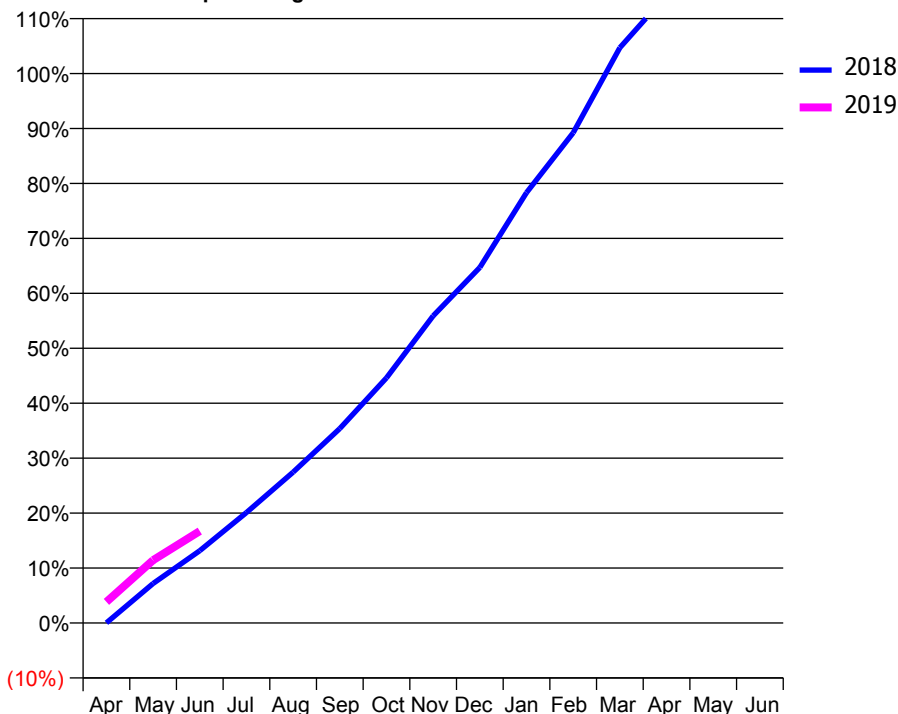
ACCESS*

Patients seen in 24 months	Total	Change since previous quarter
Quarter ending June 2017	2,410	
Quarter ending September 2017	2,463	↑
Quarter ending December 2017	2,620	↑
Quarter ending March 2018	2,938	↑
Quarter ending June 2018	2,863	↓
Variance since June 2017	18.8%	↑



ACTIVITY

Cumulative percentage of contracted UDA delivered 2018 & 2019



Adjusted Scheduled Activity (UDA)

Month	2018	2019
April	2	227
May	425	675
June	777	987
July	1,186	
August	1,621	
September	2,089	
October	2,632	
November	3,298	
December	3,818	
January	4,621	
February	5,264	
March	6,177	
April	6,740	
May	6,773	
June	6,773	

QUALITY

	Quantity	Base Number	Contract	AT	Region	England
% of FP17s for the same patient ID Re-attending within 3 months - Children	45	405	11.1%	11.0%	11.0%	11.5%
% of FP17s for the same patient ID Re-attending within 3 months - Adults	30	452	6.6%	14.8%	15.3%	15.4%
% of FP17s for the same patient ID Re-attending between 3 & 9 months - Children	102	405	25.2%	59.0%	61.2%	58.9%
% of FP17s for the same patient ID Re-attending between 3 & 9 months - Adults	74	452	16.4%	49.5%	52.9%	51.6%
% of FP17s for Band 1 Urgent Courses	105	548	19.2%	9.7%	9.4%	8.9%
% of FP17s Relating to Free Repair or Replacements	0	548	0.0%	0.7%	0.7%	0.8%
% of FP17s Relating to Continuations	11	548	2.0%	0.7%	0.9%	0.9%
% of Patients satisfied with the dentistry they have received	0	0	N/A	94.8%	93.6%	93.2%
% of Patients satisfied with the time they had to wait for an appointment	0	0	N/A	88.9%	88.8%	88.8%

* This is based on patients treated on this contract for their most recent course of treatment. Figures in italics indicate the base number of FP17s or Patient Questionnaire responses are less than 100. N/A is shown where the base number of responses is less than 10 during the period. % is calculated as Quantity/Base number*100

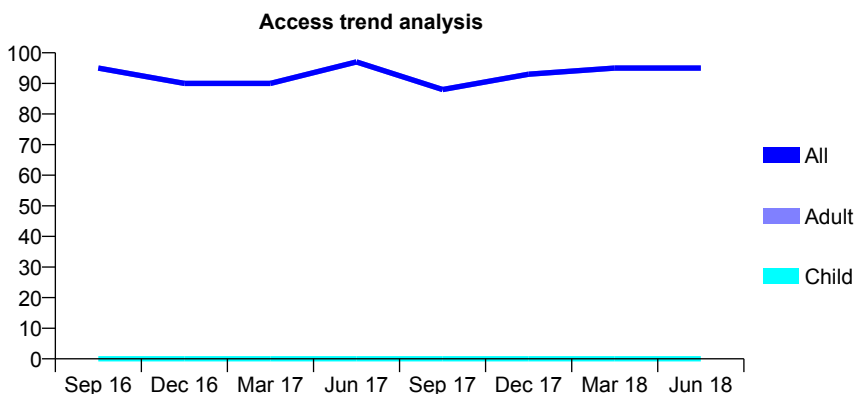
Q69 - Vital Signs At a Glance Contract Report for 154601/0012 - June 2018

Name or company name	Oxfordshire Priority Dental Service
Contract type name	PDS Contract
Purpose of contract	General
Contract start date	01/04/2006
Contract end date	31/03/2019

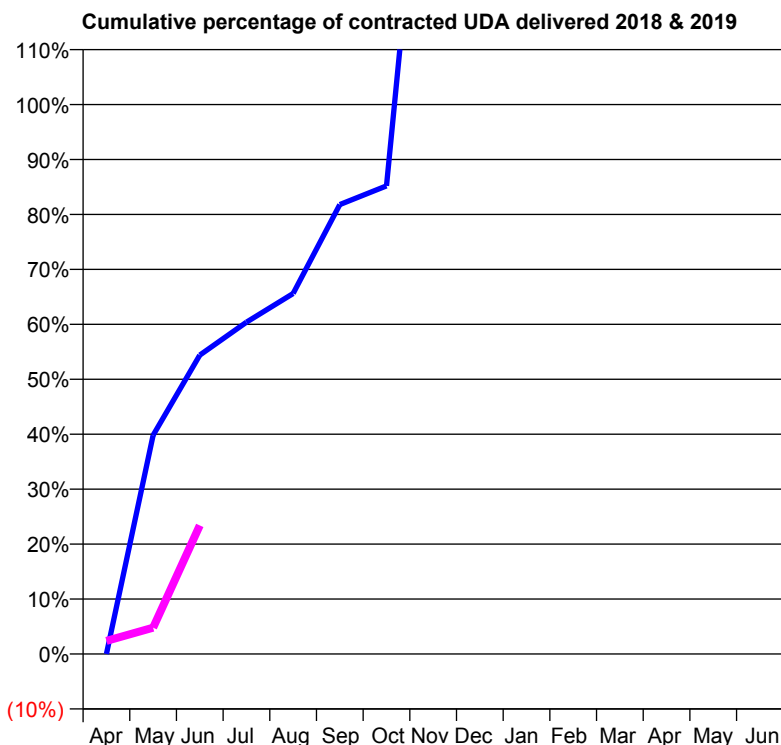
18/19 Contracted general activity (UDA)	100
Carry forward general activity (UDA)	0
18/19 Contracted orthodontic activity (UOA)	0
Carry forward orthodontic activity (UOA)	0
Baseline contract value	£0.00

ACCESS*

Patients seen in 24 months	Total	Change since previous quarter
Quarter ending June 2017	97	
Quarter ending September 2017	88	↓
Quarter ending December 2017	93	↑
Quarter ending March 2018	95	↑
Quarter ending June 2018	95	→
Variance since June 2017	(2.1%)	↓



ACTIVITY



Month	Adjusted Scheduled Activity (UDA)	
	2018	2019
April	0	2
May	40	5
June	54	23
July	60	
August	66	
September	82	
October	85	
November	171	
December	177	
January	220	
February	230	
March	251	
April	255	
May	255	
June	255	

QUALITY

	Quantity	Base Number	Contract	AT	Region	England
% of FP17s for the same patient ID Re-attending within 3 months - Children	0	0	N/A	11.0%	11.0%	11.5%
% of FP17s for the same patient ID Re-attending within 3 months - Adults	3	11	27.3%	14.8%	15.3%	15.4%
% of FP17s for the same patient ID Re-attending between 3 & 9 months - Children	0	0	N/A	59.0%	61.2%	58.9%
% of FP17s for the same patient ID Re-attending between 3 & 9 months - Adults	3	11	27.3%	49.5%	52.9%	51.6%
% of FP17s for Band 1 Urgent Courses	7	9	77.8%	9.7%	9.4%	8.9%
% of FP17s Relating to Free Repair or Replacements	0	9	0.0%	0.7%	0.7%	0.8%
% of FP17s Relating to Continuations	0	9	0.0%	0.7%	0.9%	0.9%
% of Patients satisfied with the dentistry they have received	0	0	N/A	94.8%	93.6%	93.2%
% of Patients satisfied with the time they had to wait for an appointment	0	0	N/A	88.9%	88.8%	88.8%

* This is based on patients treated on this contract for their most recent course of treatment. Figures in italics indicate the base number of FP17s or Patient Questionnaire responses are less than 100. N/A is shown where the base number of responses is less than 10 during the period. % is calculated as Quantity/Base number*100

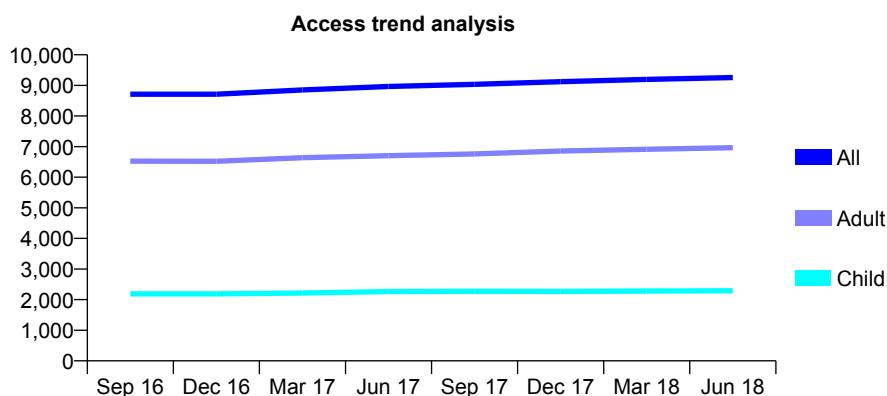
Q69 - Vital Signs At a Glance Contract Report for 155713/0001 - June 2018

Name or company name	NIGHTINGALE COTTAGE DENTAL PRAC
Contract type name	GDS Contract
Purpose of contract	General
Contract start date	01/04/2013
Contract end date	

18/19 Contracted general activity (UDA)	24,761
Carry forward general activity (UDA)	0
18/19 Contracted orthodontic activity (UOA)	0
Carry forward orthodontic activity (UOA)	0
Baseline contract value	£554,482.83

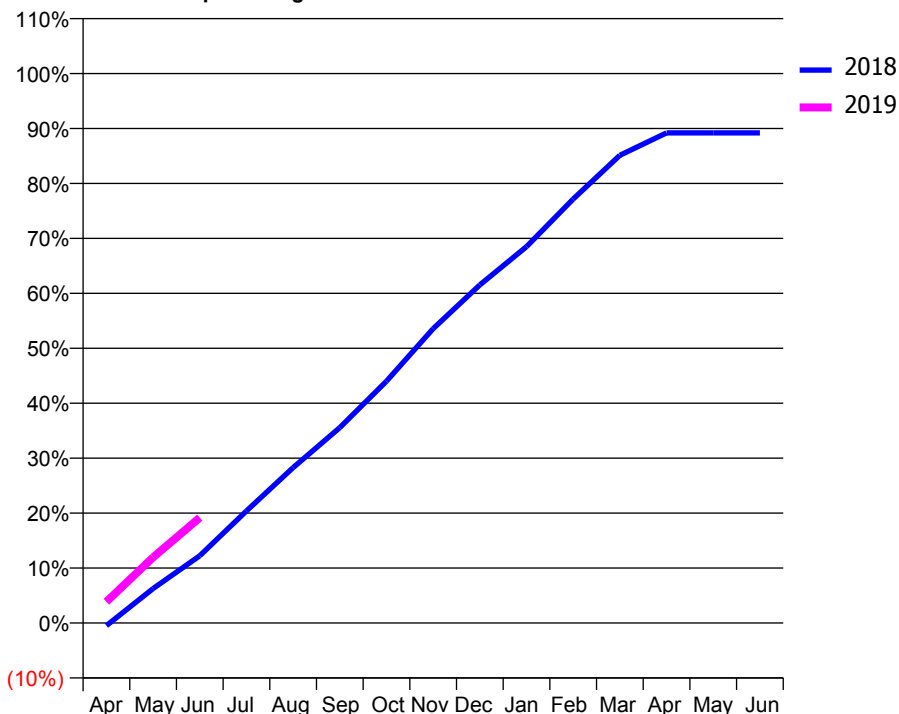
ACCESS*

Patients seen in 24 months	Total	Change since previous quarter
Quarter ending June 2017	8,966	
Quarter ending September 2017	9,034	→
Quarter ending December 2017	9,124	→
Quarter ending March 2018	9,194	→
Quarter ending June 2018	9,257	→
Variance since June 2017	3.2%	↑



ACTIVITY

Cumulative percentage of contracted UDA delivered 2018 & 2019



Month	Adjusted Scheduled Activity (UDA)	
	2018	2019
April	-126	956
May	1,553	2,960
June	3,034	4,748
July	5,049	
August	7,003	
September	8,804	
October	10,896	
November	13,264	
December	15,238	
January	16,959	
February	19,102	
March	21,074	
April	22,085	
May	22,088	
June	22,088	

QUALITY

	Quantity	Base Number	Contract	AT	Region	England
% of FP17s for the same patient ID Re-attending within 3 months - Children	29	730	4.0%	11.0%	11.0%	11.5%
% of FP17s for the same patient ID Re-attending within 3 months - Adults	217	2,184	9.9%	14.8%	15.3%	15.4%
% of FP17s for the same patient ID Re-attending between 3 & 9 months - Children	486	730	66.6%	59.0%	61.2%	58.9%
% of FP17s for the same patient ID Re-attending between 3 & 9 months - Adults	1,240	2,184	56.8%	49.5%	52.9%	51.6%
% of FP17s for Band 1 Urgent Courses	140	2,451	5.7%	9.7%	9.4%	8.9%
% of FP17s Relating to Free Repair or Replacements	10	2,451	0.4%	0.7%	0.7%	0.8%
% of FP17s Relating to Continuations	17	2,451	0.7%	0.7%	0.9%	0.9%
% of Patients satisfied with the dentistry they have received	10	11	90.9%	94.8%	93.6%	93.2%
% of Patients satisfied with the time they had to wait for an appointment	10	11	90.9%	88.9%	88.8%	88.8%

* This is based on patients treated on this contract for their most recent course of treatment. Figures in italics indicate the base number of FP17s or Patient Questionnaire responses are less than 100. N/A is shown where the base number of responses is less than 10 during the period. % is calculated as Quantity/Base number*100

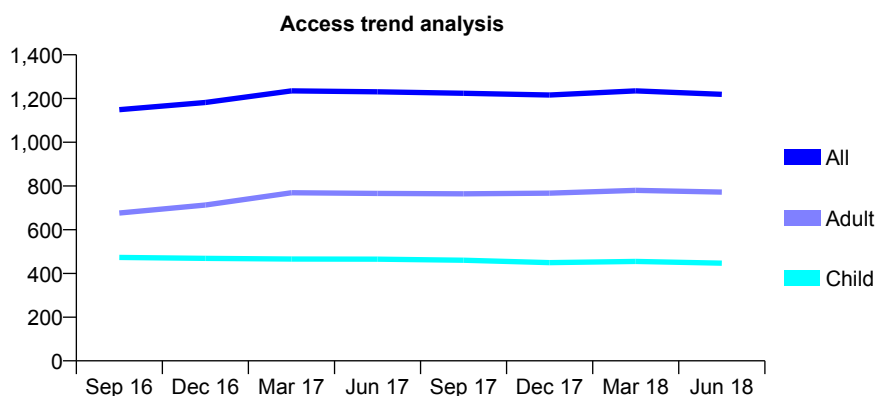
Q69 - Vital Signs At a Glance Contract Report for 156043/0001 - June 2018

Name or company name	Burghfield Dental Care Limited
Contract type name	GDS Contract
Purpose of contract	General
Contract start date	01/01/2013
Contract end date	

18/19 Contracted general activity (UDA)	3,945
Carry forward general activity (UDA)	0
18/19 Contracted orthodontic activity (UOA)	0
Carry forward orthodontic activity (UOA)	0
Baseline contract value	£91,236.76

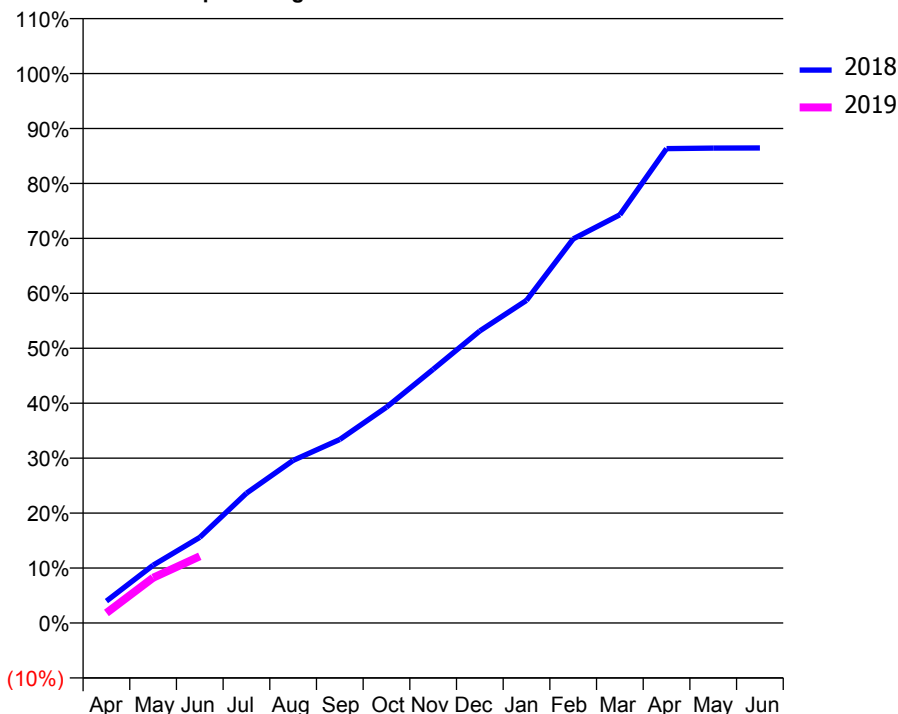
ACCESS*

Patients seen in 24 months	Total	Change since previous quarter
Quarter ending June 2017	1,231	
Quarter ending September 2017	1,224	→
Quarter ending December 2017	1,216	→
Quarter ending March 2018	1,235	→
Quarter ending June 2018	1,219	↓
Variance since June 2017	(1.0%)	→



ACTIVITY

Cumulative percentage of contracted UDA delivered 2018 & 2019



Adjusted Scheduled Activity (UDA)

Month	2018	2019
April	157	72
May	415	325
June	615	479
July	932	
August	1,168	
September	1,318	
October	1,550	
November	1,821	
December	2,097	
January	2,316	
February	2,758	
March	2,931	
April	3,405	
May	3,409	
June	3,410	

QUALITY

	Quantity	Base Number	Contract	AT	Region	England
% of FP17s for the same patient ID Re-attending within 3 months - Children	12	184	6.5%	11.0%	11.0%	11.5%
% of FP17s for the same patient ID Re-attending within 3 months - Adults	26	301	8.6%	14.8%	15.3%	15.4%
% of FP17s for the same patient ID Re-attending between 3 & 9 months - Children	130	184	70.7%	59.0%	61.2%	58.9%
% of FP17s for the same patient ID Re-attending between 3 & 9 months - Adults	199	301	66.1%	49.5%	52.9%	51.6%
% of FP17s for Band 1 Urgent Courses	20	303	6.6%	9.7%	9.4%	8.9%
% of FP17s Relating to Free Repair or Replacements	1	303	0.3%	0.7%	0.7%	0.8%
% of FP17s Relating to Continuations	0	303	0.0%	0.7%	0.9%	0.9%
% of Patients satisfied with the dentistry they have received	1	1	N/A	94.8%	93.6%	93.2%
% of Patients satisfied with the time they had to wait for an appointment	1	1	N/A	88.9%	88.8%	88.8%

* This is based on patients treated on this contract for their most recent course of treatment. Figures in italics indicate the base number of FP17s or Patient Questionnaire responses are less than 100. N/A is shown where the base number of responses is less than 10 during the period. % is calculated as Quantity/Base number*100

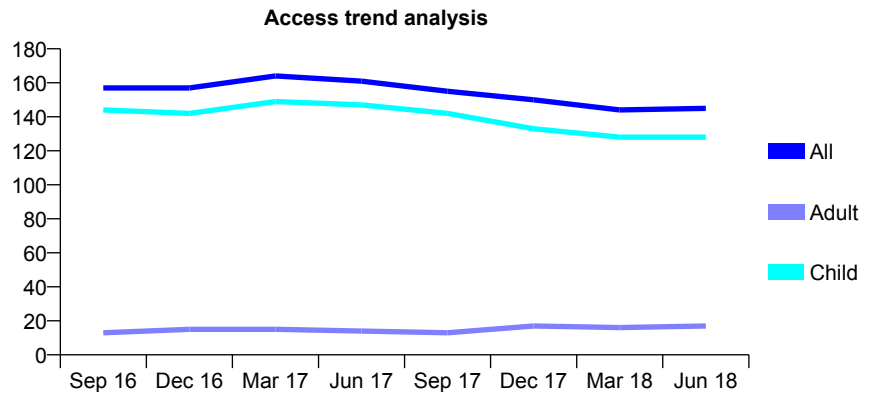
Q69 - Vital Signs At a Glance Contract Report for 157651/0001 - June 2018

Name or company name	Chesham Dental Care
Contract type name	GDS Contract
Purpose of contract	General
Contract start date	01/04/2011
Contract end date	

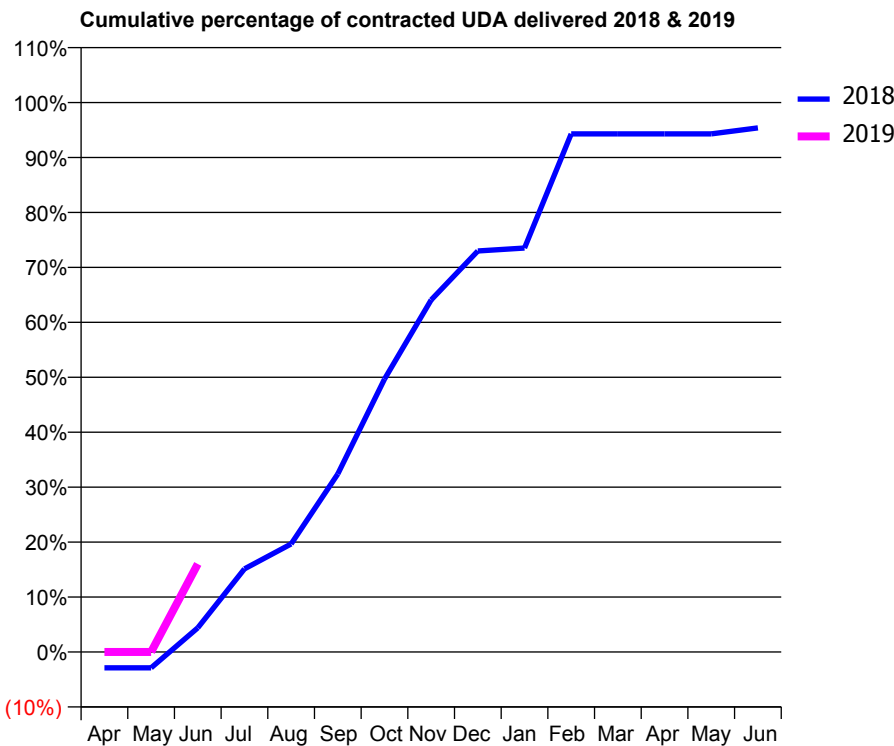
18/19 Contracted general activity (UDA)	550
Carry forward general activity (UDA)	0
18/19 Contracted orthodontic activity (UOA)	0
Carry forward orthodontic activity (UOA)	0
Baseline contract value	£13,863.55

ACCESS*

Patients seen in 24 months	Total	Change since previous quarter
Quarter ending June 2017	161	
Quarter ending September 2017	155	↓
Quarter ending December 2017	150	↓
Quarter ending March 2018	144	↓
Quarter ending June 2018	145	→
Variance since June 2017	(9.9%)	↓



ACTIVITY



Month	Adjusted Scheduled Activity (UDA)	
	2018	2019
April	-16	0
May	-16	0
June	24	88
July	83	
August	108	
September	178	
October	273	
November	352	
December	401	
January	404	
February	519	
March	519	
April	519	
May	519	
June	525	

QUALITY

	Quantity	Base Number	Contract	AT	Region	England
% of FP17s for the same patient ID Re-attending within 3 months - Children	12	75	16.0%	11.0%	11.0%	11.5%
% of FP17s for the same patient ID Re-attending within 3 months - Adults	0	2	0.0%	14.8%	15.3%	15.4%
% of FP17s for the same patient ID Re-attending between 3 & 9 months - Children	47	75	62.7%	59.0%	61.2%	58.9%
% of FP17s for the same patient ID Re-attending between 3 & 9 months - Adults	1	2	50.0%	49.5%	52.9%	51.6%
% of FP17s for Band 1 Urgent Courses	1	29	3.4%	9.7%	9.4%	8.9%
% of FP17s Relating to Free Repair or Replacements	0	29	0.0%	0.7%	0.7%	0.8%
% of FP17s Relating to Continuations	0	29	0.0%	0.7%	0.9%	0.9%
% of Patients satisfied with the dentistry they have received	1	1	N/A	94.8%	93.6%	93.2%
% of Patients satisfied with the time they had to wait for an appointment	1	1	N/A	88.9%	88.8%	88.8%

* This is based on patients treated on this contract for their most recent course of treatment. Figures in italics indicate the base number of FP17s or Patient Questionnaire responses are less than 100. N/A is shown where the base number of responses is less than 10 during the period. % is calculated as Quantity/Base number*100

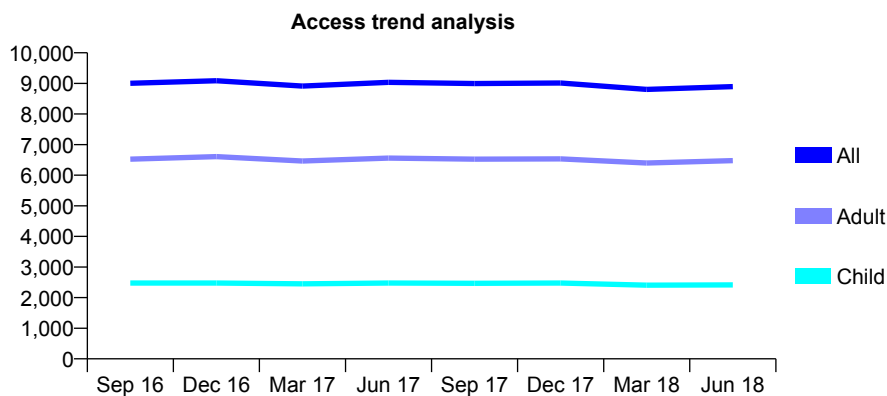
Q69 - Vital Signs At a Glance Contract Report for 157678/0001 - June 2018

Name or company name	PEACHCROFT DENTAL PRACTICE
Contract type name	GDS Contract
Purpose of contract	General
Contract start date	01/04/2011
Contract end date	

18/19 Contracted general activity (UDA)	26,527
Carry forward general activity (UDA)	0
18/19 Contracted orthodontic activity (UOA)	0
Carry forward orthodontic activity (UOA)	0
Baseline contract value	£546,822.65

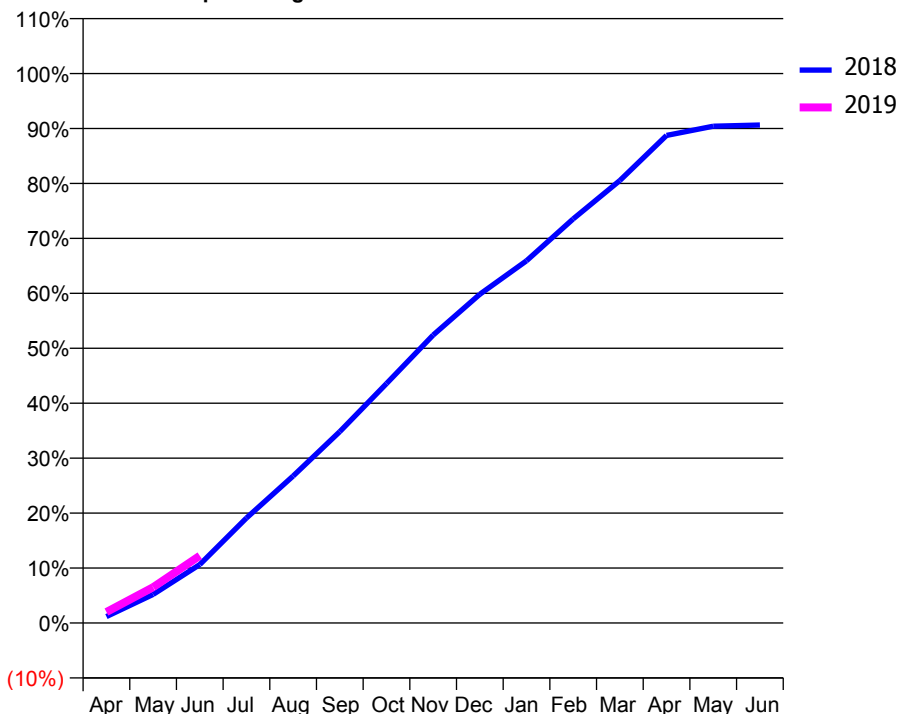
ACCESS*

Patients seen in 24 months	Total	Change since previous quarter
Quarter ending June 2017	9,036	
Quarter ending September 2017	8,995	→
Quarter ending December 2017	9,011	→
Quarter ending March 2018	8,804	↓
Quarter ending June 2018	8,894	→
Variance since June 2017	(1.6%)	↓



ACTIVITY

Cumulative percentage of contracted UDA delivered 2018 & 2019



Adjusted Scheduled Activity (UDA)

Month	2018	2019
April	315	534
May	1,380	1,726
June	2,824	3,247
July	5,068	
August	7,095	
September	9,241	
October	11,557	
November	13,903	
December	15,874	
January	17,489	
February	19,508	
March	21,362	
April	23,539	
May	23,980	
June	24,040	

QUALITY

	Quantity	Base Number	Contract	AT	Region	England
% of FP17s for the same patient ID Re-attending within 3 months - Children	44	858	5.1%	11.0%	11.0%	11.5%
% of FP17s for the same patient ID Re-attending within 3 months - Adults	246	2,236	11.0%	14.8%	15.3%	15.4%
% of FP17s for the same patient ID Re-attending between 3 & 9 months - Children	572	858	66.7%	59.0%	61.2%	58.9%
% of FP17s for the same patient ID Re-attending between 3 & 9 months - Adults	1,358	2,236	60.7%	49.5%	52.9%	51.6%
% of FP17s for Band 1 Urgent Courses	222	1,746	12.7%	9.7%	9.4%	8.9%
% of FP17s Relating to Free Repair or Replacements	9	1,746	0.5%	0.7%	0.7%	0.8%
% of FP17s Relating to Continuations	7	1,746	0.4%	0.7%	0.9%	0.9%
% of Patients satisfied with the dentistry they have received	7	7	N/A	94.8%	93.6%	93.2%
% of Patients satisfied with the time they had to wait for an appointment	7	7	N/A	88.9%	88.8%	88.8%

* This is based on patients treated on this contract for their most recent course of treatment. Figures in italics indicate the base number of FP17s or Patient Questionnaire responses are less than 100. N/A is shown where the base number of responses is less than 10 during the period. % is calculated as Quantity/Base number*100

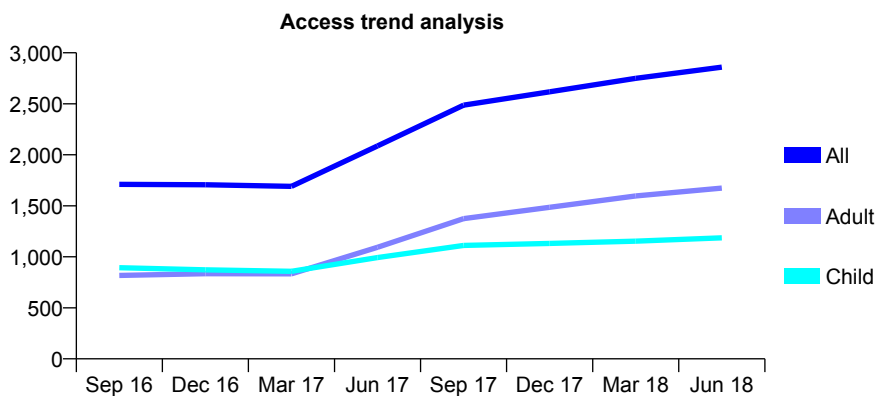
Q69 - Vital Signs At a Glance Contract Report for 159115/0001 - June 2018

Name or company name	The Dental Centre Ltd
Contract type name	GDS Contract
Purpose of contract	General
Contract start date	15/12/2007
Contract end date	

18/19 Contracted general activity (UDA)	8,160
Carry forward general activity (UDA)	0
18/19 Contracted orthodontic activity (UOA)	0
Carry forward orthodontic activity (UOA)	0
Baseline contract value	£225,574.56

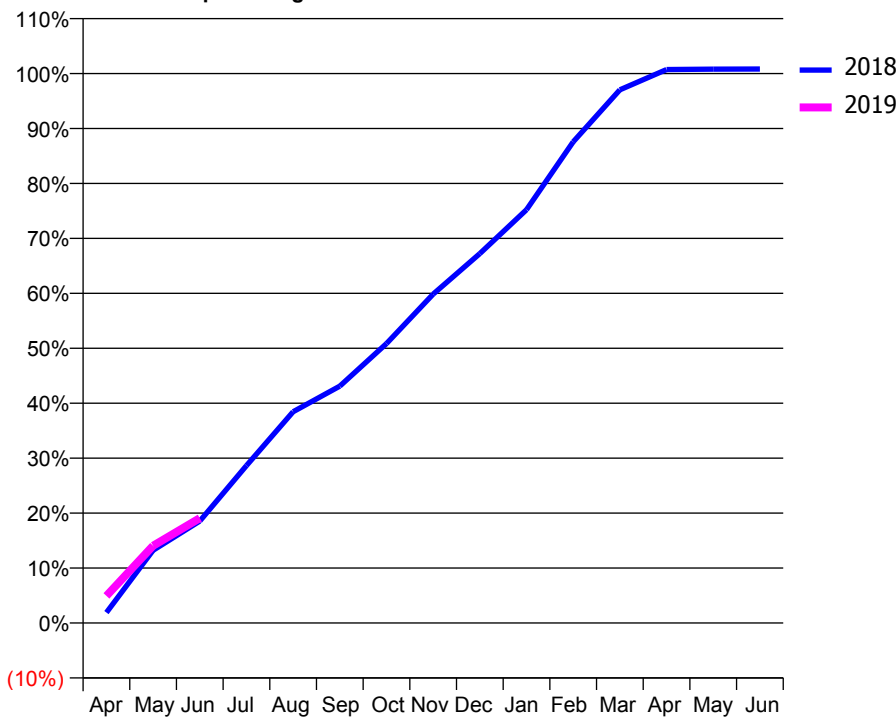
ACCESS*

Patients seen in 24 months	Total	Change since previous quarter
Quarter ending June 2017	2,087	
Quarter ending September 2017	2,487	↑
Quarter ending December 2017	2,617	↑
Quarter ending March 2018	2,750	↑
Quarter ending June 2018	2,860	↑
Variance since June 2017	37.0%	↑



ACTIVITY

Cumulative percentage of contracted UDA delivered 2018 & 2019



Adjusted Scheduled Activity (UDA)

Month	2018	2019
April	155	402
May	1,080	1,148
June	1,514	1,557
July	2,337	
August	3,137	
September	3,517	
October	4,149	
November	4,884	
December	5,485	
January	6,138	
February	7,146	
March	7,918	
April	8,218	
May	8,225	
June	8,226	

QUALITY

	Quantity	Base Number	Contract	AT	Region	England
% of FP17s for the same patient ID Re-attending within 3 months - Children	45	454	9.9%	11.0%	11.0%	11.5%
% of FP17s for the same patient ID Re-attending within 3 months - Adults	66	514	12.8%	14.8%	15.3%	15.4%
% of FP17s for the same patient ID Re-attending between 3 & 9 months - Children	285	454	62.8%	59.0%	61.2%	58.9%
% of FP17s for the same patient ID Re-attending between 3 & 9 months - Adults	294	514	57.2%	49.5%	52.9%	51.6%
% of FP17s for Band 1 Urgent Courses	47	811	5.8%	9.7%	9.4%	8.9%
% of FP17s Relating to Free Repair or Replacements	3	811	0.4%	0.7%	0.7%	0.8%
% of FP17s Relating to Continuations	2	811	0.2%	0.7%	0.9%	0.9%
% of Patients satisfied with the dentistry they have received	2	2	N/A	94.8%	93.6%	93.2%
% of Patients satisfied with the time they had to wait for an appointment	2	2	N/A	88.9%	88.8%	88.8%

* This is based on patients treated on this contract for their most recent course of treatment. Figures in italics indicate the base number of FP17s or Patient Questionnaire responses are less than 100. N/A is shown where the base number of responses is less than 10 during the period. % is calculated as Quantity/Base number*100

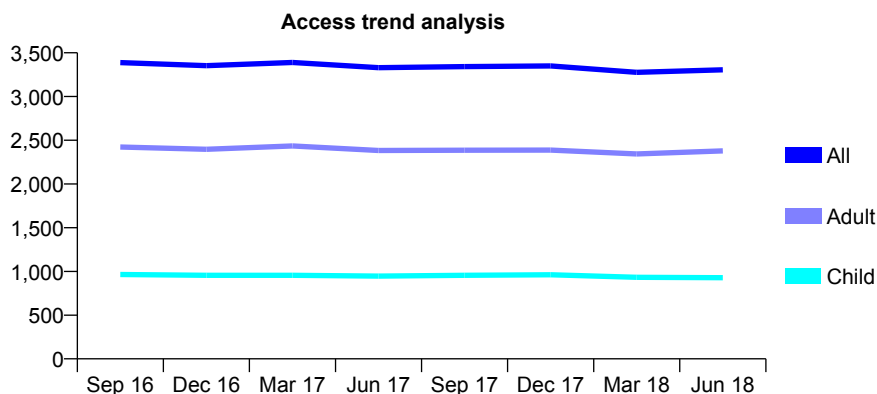
Q69 - Vital Signs At a Glance Contract Report for 159115/0004 - June 2018

Name or company name	The Dental Centre Ltd
Contract type name	GDS Contract
Purpose of contract	General
Contract start date	01/04/2008
Contract end date	

18/19 Contracted general activity (UDA)	12,449
Carry forward general activity (UDA)	0
18/19 Contracted orthodontic activity (UOA)	0
Carry forward orthodontic activity (UOA)	0
Baseline contract value	£355,506.54

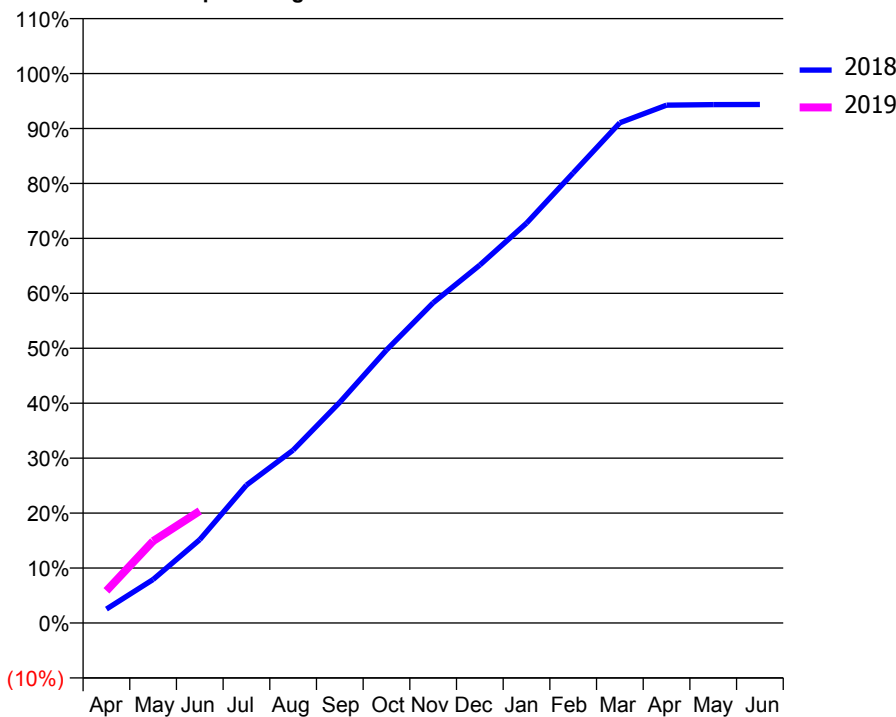
ACCESS*

Patients seen in 24 months	Total	Change since previous quarter
Quarter ending June 2017	3,330	
Quarter ending September 2017	3,342	→
Quarter ending December 2017	3,350	→
Quarter ending March 2018	3,276	↓
Quarter ending June 2018	3,306	→
Variance since June 2017	(0.7%)	→



ACTIVITY

Cumulative percentage of contracted UDA delivered 2018 & 2019



Adjusted Scheduled Activity (UDA)

Month	2018	2019
April	314	730
May	988	1,858
June	1,890	2,538
July	3,126	
August	3,917	
September	5,002	
October	6,186	
November	7,254	
December	8,109	
January	9,059	
February	10,196	
March	11,333	
April	11,731	
May	11,744	
June	11,746	

QUALITY

	Quantity	Base Number	Contract	AT	Region	England
% of FP17s for the same patient ID Re-attending within 3 months - Children	26	338	7.7%	11.0%	11.0%	11.5%
% of FP17s for the same patient ID Re-attending within 3 months - Adults	190	881	21.6%	14.8%	15.3%	15.4%
% of FP17s for the same patient ID Re-attending between 3 & 9 months - Children	199	338	58.9%	59.0%	61.2%	58.9%
% of FP17s for the same patient ID Re-attending between 3 & 9 months - Adults	444	881	50.4%	49.5%	52.9%	51.6%
% of FP17s for Band 1 Urgent Courses	109	1,044	10.4%	9.7%	9.4%	8.9%
% of FP17s Relating to Free Repair or Replacements	15	1,044	1.4%	0.7%	0.7%	0.8%
% of FP17s Relating to Continuations	9	1,044	0.9%	0.7%	0.9%	0.9%
% of Patients satisfied with the dentistry they have received	0	0	N/A	94.8%	93.6%	93.2%
% of Patients satisfied with the time they had to wait for an appointment	0	0	N/A	88.9%	88.8%	88.8%

* This is based on patients treated on this contract for their most recent course of treatment. Figures in italics indicate the base number of FP17s or Patient Questionnaire responses are less than 100. N/A is shown where the base number of responses is less than 10 during the period. % is calculated as Quantity/Base number*100

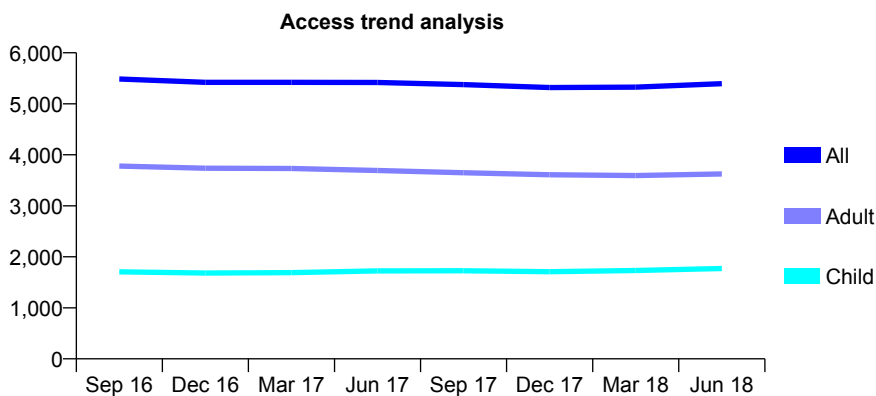
Q69 - Vital Signs At a Glance Contract Report for 162310/0001 - June 2018

Name or company name	WILDRIDINGS LTD
Contract type name	GDS Contract
Purpose of contract	General
Contract start date	24/09/2012
Contract end date	

18/19 Contracted general activity (UDA)	17,822
Carry forward general activity (UDA)	0
18/19 Contracted orthodontic activity (UOA)	0
Carry forward orthodontic activity (UOA)	0
Baseline contract value	£480,874.55

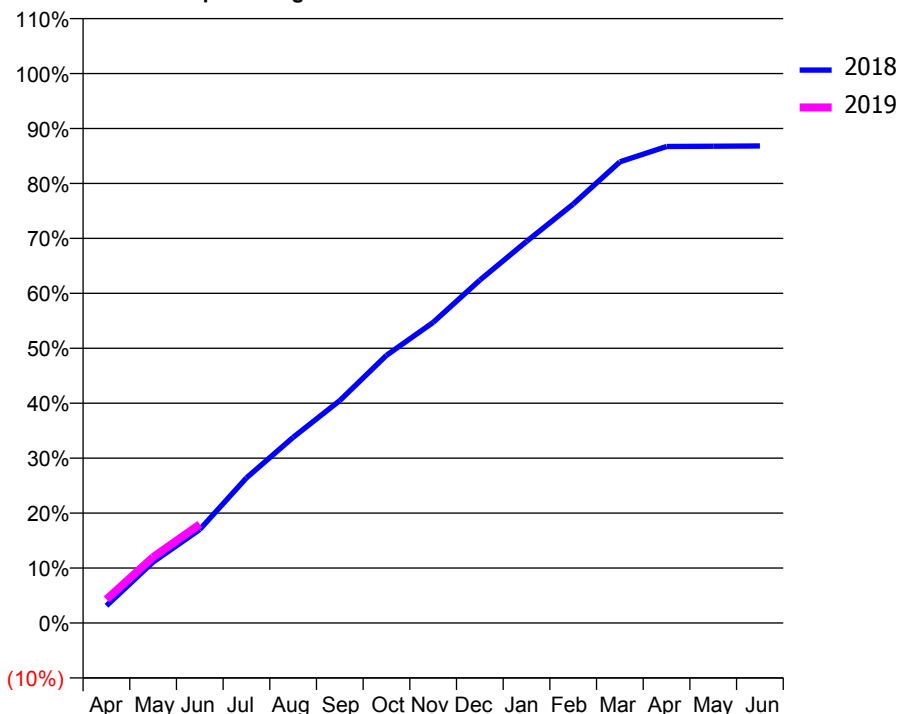
ACCESS*

Patients seen in 24 months	Total	Change since previous quarter
Quarter ending June 2017	5,418	
Quarter ending September 2017	5,376	→
Quarter ending December 2017	5,318	↓
Quarter ending March 2018	5,326	→
Quarter ending June 2018	5,396	→
Variance since June 2017	(0.4%)	→



ACTIVITY

Cumulative percentage of contracted UDA delivered 2018 & 2019



Month	Adjusted Scheduled Activity (UDA)	
	2018	2019
April	560	767
May	1,977	2,141
June	3,032	3,203
July	4,707	
August	6,023	
September	7,217	
October	8,683	
November	9,750	
December	11,120	
January	12,374	
February	13,585	
March	14,958	
April	15,456	
May	15,465	
June	15,471	

QUALITY

	Quantity	Base Number	Contract	AT	Region	England
% of FP17s for the same patient ID Re-attending within 3 months - Children	36	540	6.7%	11.0%	11.0%	11.5%
% of FP17s for the same patient ID Re-attending within 3 months - Adults	177	1,052	16.8%	14.8%	15.3%	15.4%
% of FP17s for the same patient ID Re-attending between 3 & 9 months - Children	297	540	55.0%	59.0%	61.2%	58.9%
% of FP17s for the same patient ID Re-attending between 3 & 9 months - Adults	469	1,052	44.6%	49.5%	52.9%	51.6%
% of FP17s for Band 1 Urgent Courses	157	1,389	11.3%	9.7%	9.4%	8.9%
% of FP17s Relating to Free Repair or Replacements	16	1,389	1.2%	0.7%	0.7%	0.8%
% of FP17s Relating to Continuations	9	1,389	0.6%	0.7%	0.9%	0.9%
% of Patients satisfied with the dentistry they have received	5	6	N/A	94.8%	93.6%	93.2%
% of Patients satisfied with the time they had to wait for an appointment	6	6	N/A	88.9%	88.8%	88.8%

* This is based on patients treated on this contract for their most recent course of treatment. Figures in italics indicate the base number of FP17s or Patient Questionnaire responses are less than 100. N/A is shown where the base number of responses is less than 10 during the period. % is calculated as Quantity/Base number*100

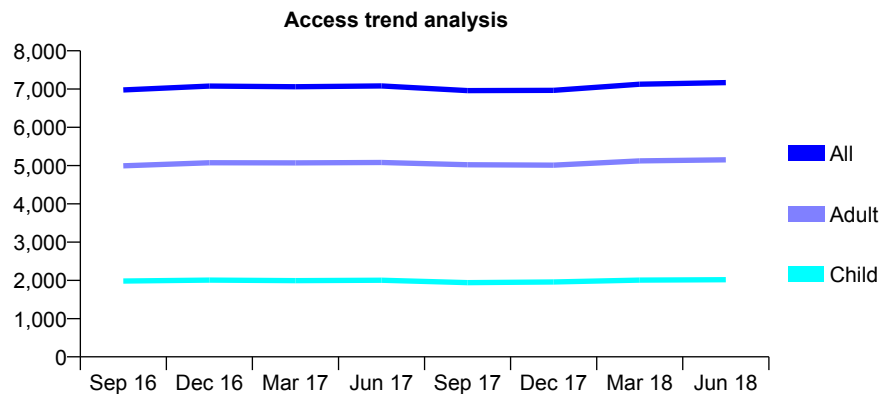
Q69 - Vital Signs At a Glance Contract Report for 162612/0001 - June 2018

Name or company name	Facial Aesthetics Dental Centre Ltd
Contract type name	GDS Contract
Purpose of contract	General
Contract start date	01/04/2008
Contract end date	

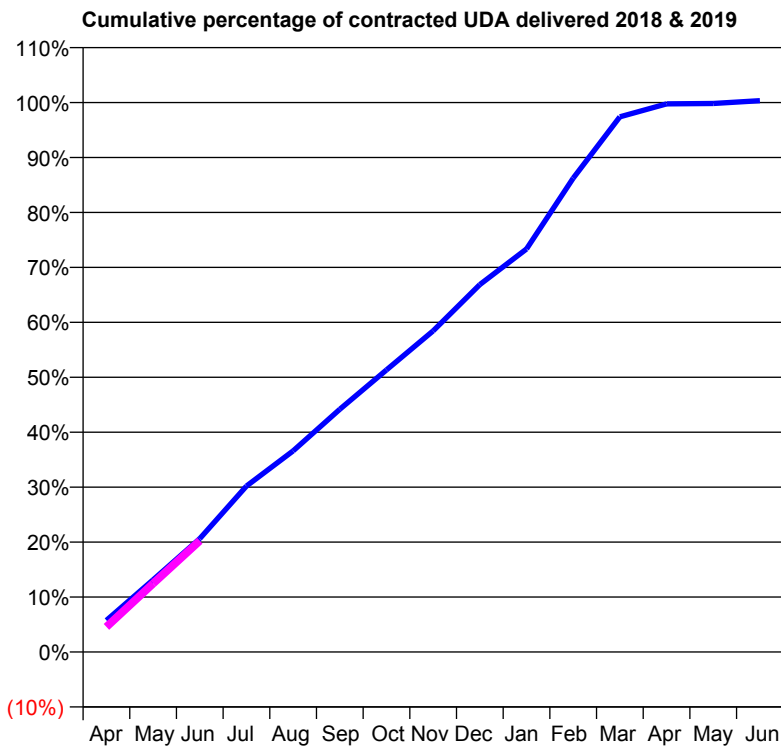
18/19 Contracted general activity (UDA)	15,974
Carry forward general activity (UDA)	0
18/19 Contracted orthodontic activity (UOA)	0
Carry forward orthodontic activity (UOA)	0
Baseline contract value	£437,318.12

ACCESS*

Patients seen in 24 months	Total	Change since previous quarter
Quarter ending June 2017	7,082	
Quarter ending September 2017	6,961	↓
Quarter ending December 2017	6,968	→
Quarter ending March 2018	7,127	↑
Quarter ending June 2018	7,167	→
Variance since June 2017	1.2%	→



ACTIVITY



Adjusted Scheduled Activity (UDA)		
Month	2018	2019
April	1,012	732
May	2,309	1,990
June	3,625	3,235
July	5,308	
August	6,432	
September	7,761	
October	9,022	
November	10,268	
December	11,748	
January	12,887	
February	15,151	
March	17,114	
April	17,528	
May	17,541	
June	17,631	

QUALITY

	Quantity	Base Number	Contract	AT	Region	England
% of FP17s for the same patient ID Re-attending within 3 months - Children	49	782	6.3%	11.0%	11.0%	11.5%
% of FP17s for the same patient ID Re-attending within 3 months - Adults	265	1,576	16.8%	14.8%	15.3%	15.4%
% of FP17s for the same patient ID Re-attending between 3 & 9 months - Children	492	782	62.9%	59.0%	61.2%	58.9%
% of FP17s for the same patient ID Re-attending between 3 & 9 months - Adults	698	1,576	44.3%	49.5%	52.9%	51.6%
% of FP17s for Band 1 Urgent Courses	112	1,536	7.3%	9.7%	9.4%	8.9%
% of FP17s Relating to Free Repair or Replacements	16	1,536	1.0%	0.7%	0.7%	0.8%
% of FP17s Relating to Continuations	29	1,536	1.9%	0.7%	0.9%	0.9%
% of Patients satisfied with the dentistry they have received	5	5	N/A	94.8%	93.6%	93.2%
% of Patients satisfied with the time they had to wait for an appointment	4	5	N/A	88.9%	88.8%	88.8%

* This is based on patients treated on this contract for their most recent course of treatment. Figures in italics indicate the base number of FP17s or Patient Questionnaire responses are less than 100. N/A is shown where the base number of responses is less than 10 during the period. % is calculated as Quantity/Base number*100

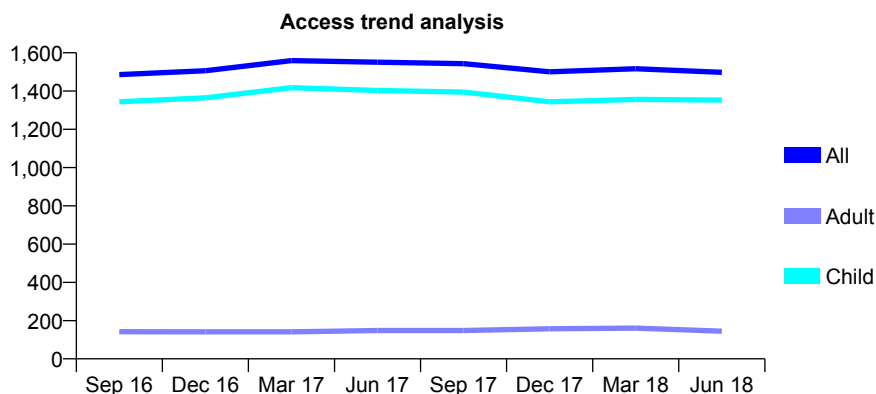
Q69 - Vital Signs At a Glance Contract Report for 163678/0001 - June 2018

Name or company name	Oaktree Dental Practice
Contract type name	GDS Contract
Purpose of contract	General
Contract start date	02/06/2014
Contract end date	

18/19 Contracted general activity (UDA)	2,944
Carry forward general activity (UDA)	0
18/19 Contracted orthodontic activity (UOA)	0
Carry forward orthodontic activity (UOA)	0
Baseline contract value	£52,656.59

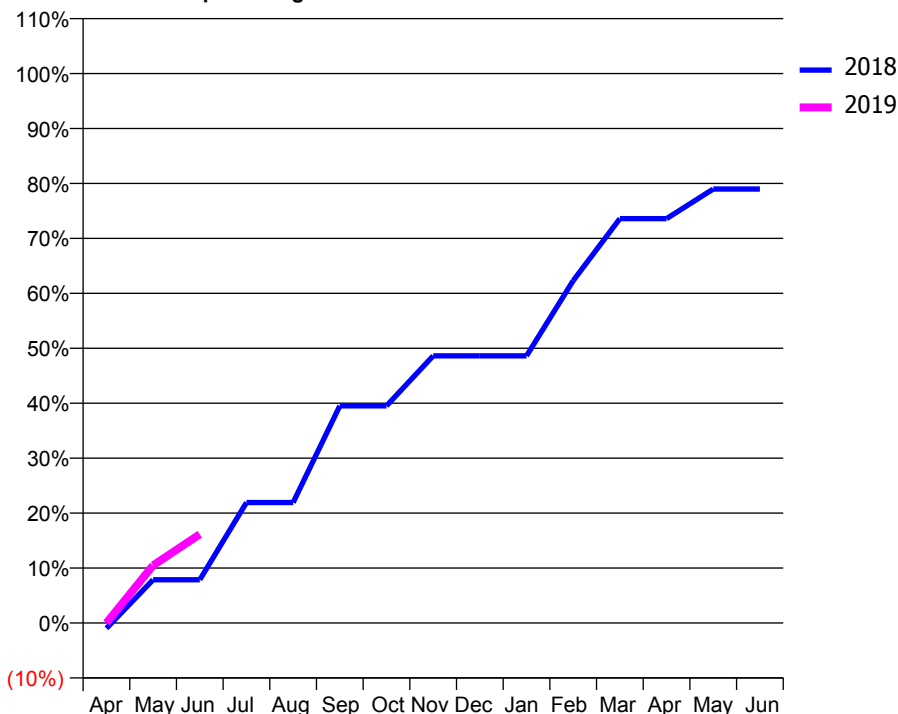
ACCESS*

Patients seen in 24 months	Total	Change since previous quarter
Quarter ending June 2017	1,551	
Quarter ending September 2017	1,543	→
Quarter ending December 2017	1,501	↓
Quarter ending March 2018	1,517	→
Quarter ending June 2018	1,498	↓
Variance since June 2017	(3.4%)	↓



ACTIVITY

Cumulative percentage of contracted UDA delivered 2018 & 2019



Adjusted Scheduled Activity (UDA)

Month	2018	2019
April	-29	0
May	232	309
June	232	475
July	645	
August	645	
September	1,163	
October	1,163	
November	1,431	
December	1,431	
January	1,431	
February	1,834	
March	2,166	
April	2,166	
May	2,325	
June	2,325	

QUALITY

	Quantity	Base Number	Contract	AT	Region	England
% of FP17s for the same patient ID Re-attending within 3 months - Children	30	476	6.3%	11.0%	11.0%	11.5%
% of FP17s for the same patient ID Re-attending within 3 months - Adults	1	13	7.7%	14.8%	15.3%	15.4%
% of FP17s for the same patient ID Re-attending between 3 & 9 months - Children	299	476	62.8%	59.0%	61.2%	58.9%
% of FP17s for the same patient ID Re-attending between 3 & 9 months - Adults	8	13	61.5%	49.5%	52.9%	51.6%
% of FP17s for Band 1 Urgent Courses	11	368	3.0%	9.7%	9.4%	8.9%
% of FP17s Relating to Free Repair or Replacements	0	368	0.0%	0.7%	0.7%	0.8%
% of FP17s Relating to Continuations	6	368	1.6%	0.7%	0.9%	0.9%
% of Patients satisfied with the dentistry they have received	1	1	N/A	94.8%	93.6%	93.2%
% of Patients satisfied with the time they had to wait for an appointment	1	1	N/A	88.9%	88.8%	88.8%

* This is based on patients treated on this contract for their most recent course of treatment. Figures in italics indicate the base number of FP17s or Patient Questionnaire responses are less than 100. N/A is shown where the base number of responses is less than 10 during the period. % is calculated as Quantity/Base number*100

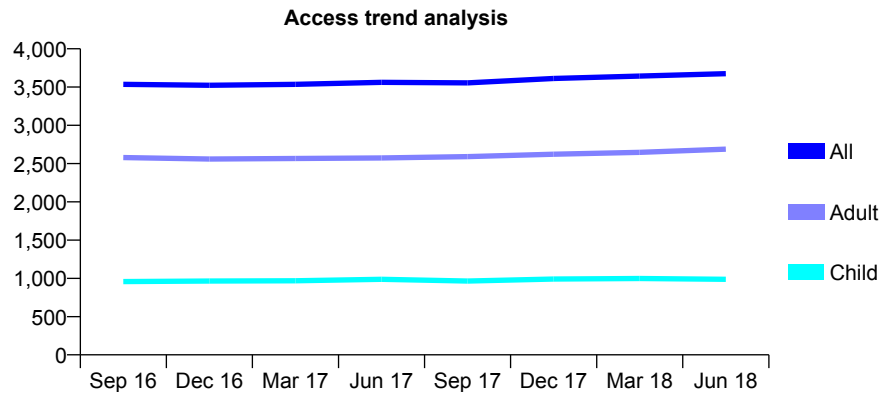
Q69 - Vital Signs At a Glance Contract Report for 164704/0001 - June 2018

Name or company name	White Smiles Ltd
Contract type name	GDS Contract
Purpose of contract	General
Contract start date	15/03/2008
Contract end date	

18/19 Contracted general activity (UDA)	11,033
Carry forward general activity (UDA)	0
18/19 Contracted orthodontic activity (UOA)	0
Carry forward orthodontic activity (UOA)	0
Baseline contract value	£316,430.81

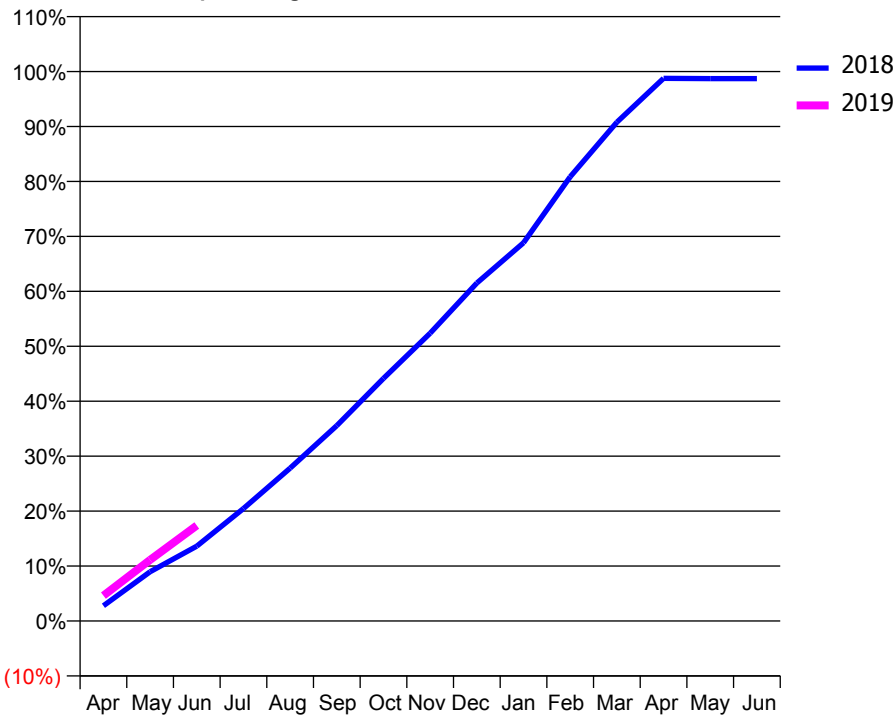
ACCESS*

Patients seen in 24 months	Total	Change since previous quarter
Quarter ending June 2017	3,561	
Quarter ending September 2017	3,554	→
Quarter ending December 2017	3,613	→
Quarter ending March 2018	3,644	→
Quarter ending June 2018	3,675	→
Variance since June 2017	3.2%	↑



ACTIVITY

Cumulative percentage of contracted UDA delivered 2018 & 2019



Month	Adjusted Scheduled Activity (UDA)	
	2018	2019
April	305	509
May	988	1,228
June	1,503	1,920
July	2,258	
August	3,070	
September	3,923	
October	4,872	
November	5,778	
December	6,785	
January	7,594	
February	8,919	
March	10,014	
April	10,894	
May	10,891	
June	10,891	

QUALITY

	Quantity	Base Number	Contract	AT	Region	England
% of FP17s for the same patient ID Re-attending within 3 months - Children	23	372	6.2%	11.0%	11.0%	11.5%
% of FP17s for the same patient ID Re-attending within 3 months - Adults	82	910	9.0%	14.8%	15.3%	15.4%
% of FP17s for the same patient ID Re-attending between 3 & 9 months - Children	248	372	66.7%	59.0%	61.2%	58.9%
% of FP17s for the same patient ID Re-attending between 3 & 9 months - Adults	542	910	59.6%	49.5%	52.9%	51.6%
% of FP17s for Band 1 Urgent Courses	58	967	6.0%	9.7%	9.4%	8.9%
% of FP17s Relating to Free Repair or Replacements	3	967	0.3%	0.7%	0.7%	0.8%
% of FP17s Relating to Continuations	0	967	0.0%	0.7%	0.9%	0.9%
% of Patients satisfied with the dentistry they have received	1	1	N/A	94.8%	93.6%	93.2%
% of Patients satisfied with the time they had to wait for an appointment	1	1	N/A	88.9%	88.8%	88.8%

* This is based on patients treated on this contract for their most recent course of treatment. Figures in italics indicate the base number of FP17s or Patient Questionnaire responses are less than 100. N/A is shown where the base number of responses is less than 10 during the period. % is calculated as Quantity/Base number*100

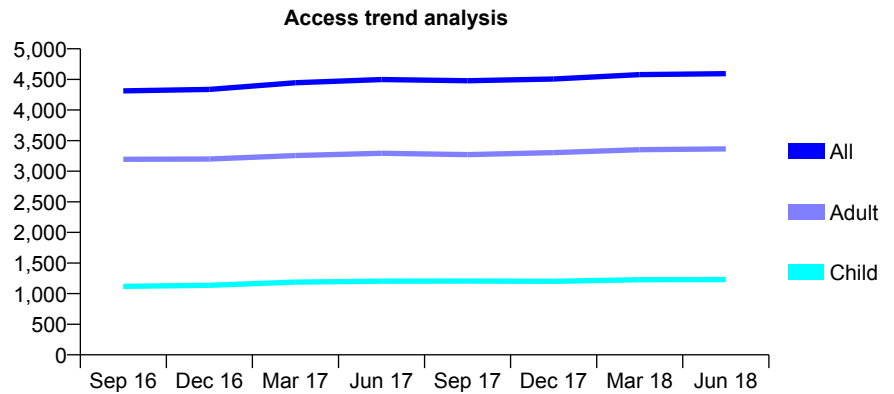
Q69 - Vital Signs At a Glance Contract Report for 165328/0001 - June 2018

Name or company name	Scandic Dental Care
Contract type name	GDS Contract
Purpose of contract	General
Contract start date	01/11/2011
Contract end date	

18/19 Contracted general activity (UDA)	17,011
Carry forward general activity (UDA)	0
18/19 Contracted orthodontic activity (UOA)	0
Carry forward orthodontic activity (UOA)	0
Baseline contract value	£468,656.26

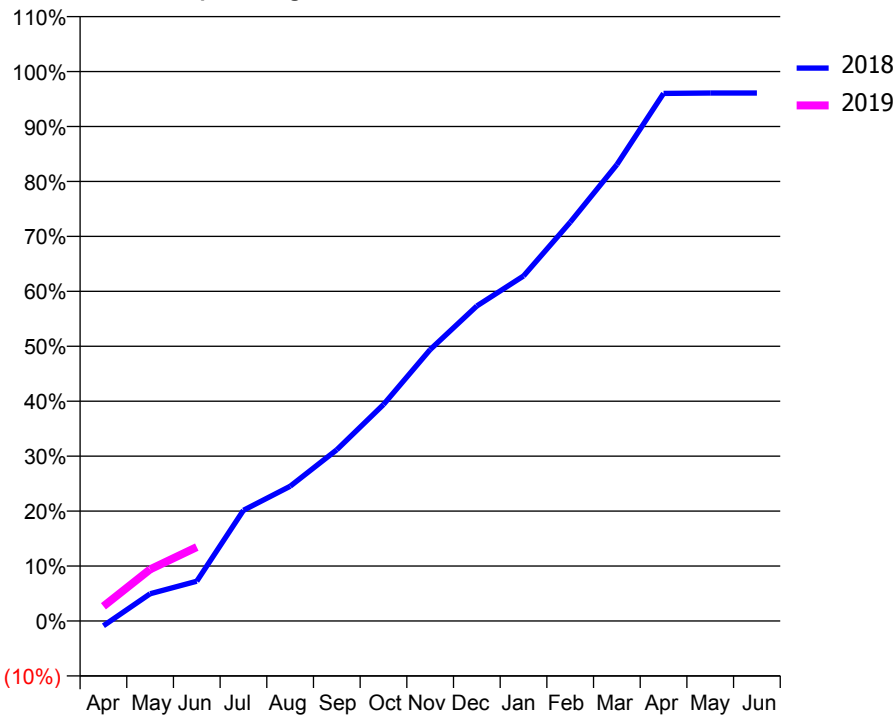
ACCESS*

Patients seen in 24 months	Total	Change since previous quarter
Quarter ending June 2017	4,498	
Quarter ending September 2017	4,478	→
Quarter ending December 2017	4,506	→
Quarter ending March 2018	4,579	→
Quarter ending June 2018	4,594	→
Variance since June 2017	2.1%	↑



ACTIVITY

Cumulative percentage of contracted UDA delivered 2018 & 2019



Month	Adjusted Scheduled Activity (UDA)	
	2018	2019
April	-152	454
May	842	1,598
June	1,234	2,289
July	3,430	
August	4,169	
September	5,302	
October	6,702	
November	8,405	
December	9,752	
January	10,681	
February	12,343	
March	14,130	
April	16,332	
May	16,344	
June	16,345	

QUALITY

	Quantity	Base Number	Contract	AT	Region	England
% of FP17s for the same patient ID Re-attending within 3 months - Children	23	322	7.1%	11.0%	11.0%	11.5%
% of FP17s for the same patient ID Re-attending within 3 months - Adults	159	1,023	15.5%	14.8%	15.3%	15.4%
% of FP17s for the same patient ID Re-attending between 3 & 9 months - Children	167	322	51.9%	59.0%	61.2%	58.9%
% of FP17s for the same patient ID Re-attending between 3 & 9 months - Adults	519	1,023	50.7%	49.5%	52.9%	51.6%
% of FP17s for Band 1 Urgent Courses	75	876	8.6%	9.7%	9.4%	8.9%
% of FP17s Relating to Free Repair or Replacements	12	876	1.4%	0.7%	0.7%	0.8%
% of FP17s Relating to Continuations	3	876	0.3%	0.7%	0.9%	0.9%
% of Patients satisfied with the dentistry they have received	8	8	N/A	94.8%	93.6%	93.2%
% of Patients satisfied with the time they had to wait for an appointment	7	8	N/A	88.9%	88.8%	88.8%

* This is based on patients treated on this contract for their most recent course of treatment. Figures in italics indicate the base number of FP17s or Patient Questionnaire responses are less than 100. N/A is shown where the base number of responses is less than 10 during the period. % is calculated as Quantity/Base number*100

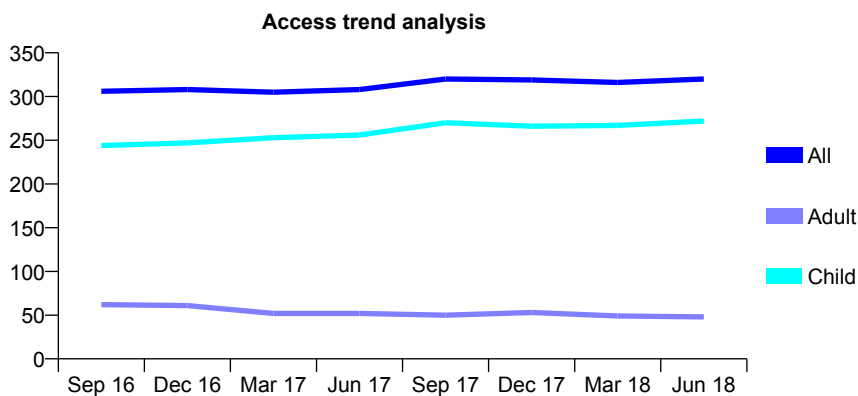
Q69 - Vital Signs At a Glance Contract Report for 166065/0001 - June 2018

Name or company name	The Elms Dental Practice
Contract type name	GDS Contract
Purpose of contract	General
Contract start date	01/04/2011
Contract end date	

18/19 Contracted general activity (UDA)	840
Carry forward general activity (UDA)	0
18/19 Contracted orthodontic activity (UOA)	0
Carry forward orthodontic activity (UOA)	0
Baseline contract value	£19,790.45

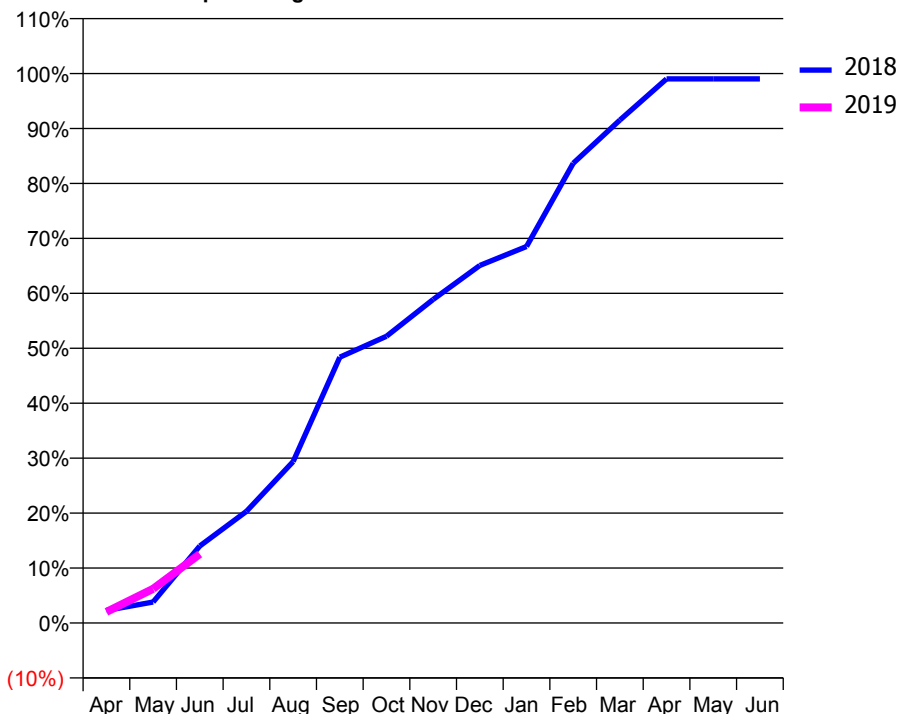
ACCESS*

Patients seen in 24 months	Total	Change since previous quarter
Quarter ending June 2017	308	
Quarter ending September 2017	320	↑
Quarter ending December 2017	319	→
Quarter ending March 2018	316	→
Quarter ending June 2018	320	→
Variance since June 2017	3.9%	↑



ACTIVITY

Cumulative percentage of contracted UDA delivered 2018 & 2019



Adjusted Scheduled Activity (UDA)		
Month	2018	2019
April	19	17
May	32	52
June	118	105
July	171	
August	247	
September	406	
October	438	
November	495	
December	547	
January	576	
February	703	
March	769	
April	832	
May	832	
June	832	

QUALITY

	Quantity	Base Number	Contract	AT	Region	England
% of FP17s for the same patient ID Re-attending within 3 months - Children	7	100	7.0%	11.0%	11.0%	11.5%
% of FP17s for the same patient ID Re-attending within 3 months - Adults	0	9	0.0%	14.8%	15.3%	15.4%
% of FP17s for the same patient ID Re-attending between 3 & 9 months - Children	72	100	72.0%	59.0%	61.2%	58.9%
% of FP17s for the same patient ID Re-attending between 3 & 9 months - Adults	7	9	77.8%	49.5%	52.9%	51.6%
% of FP17s for Band 1 Urgent Courses	2	64	3.1%	9.7%	9.4%	8.9%
% of FP17s Relating to Free Repair or Replacements	0	64	0.0%	0.7%	0.7%	0.8%
% of FP17s Relating to Continuations	0	64	0.0%	0.7%	0.9%	0.9%
% of Patients satisfied with the dentistry they have received	0	0	N/A	94.8%	93.6%	93.2%
% of Patients satisfied with the time they had to wait for an appointment	0	0	N/A	88.9%	88.8%	88.8%

* This is based on patients treated on this contract for their most recent course of treatment. Figures in italics indicate the base number of FP17s or Patient Questionnaire responses are less than 100. N/A is shown where the base number of responses is less than 10 during the period. % is calculated as Quantity/Base number*100

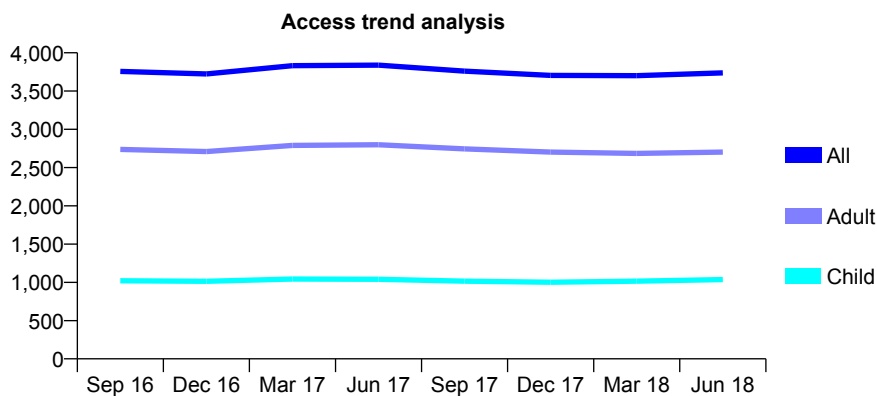
Q69 - Vital Signs At a Glance Contract Report for 166162/0001 - June 2018

Name or company name	Cressex Dental Practice
Contract type name	GDS Contract
Purpose of contract	General
Contract start date	02/08/2013
Contract end date	

18/19 Contracted general activity (UDA)	11,710
Carry forward general activity (UDA)	0
18/19 Contracted orthodontic activity (UOA)	0
Carry forward orthodontic activity (UOA)	0
Baseline contract value	£355,971.06

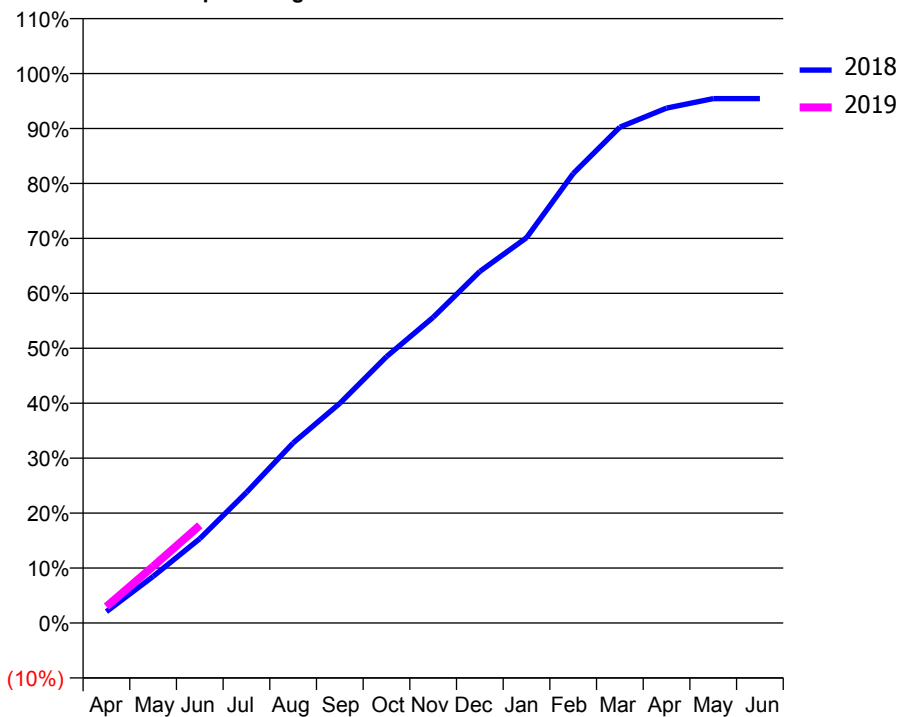
ACCESS*

Patients seen in 24 months	Total	Change since previous quarter
Quarter ending June 2017	3,839	
Quarter ending September 2017	3,761	↓
Quarter ending December 2017	3,704	↓
Quarter ending March 2018	3,701	→
Quarter ending June 2018	3,738	→
Variance since June 2017	(2.6%)	↓



ACTIVITY

Cumulative percentage of contracted UDA delivered 2018 & 2019



Month	Adjusted Scheduled Activity (UDA)	
	2018	2019
April	244	351
May	994	1,206
June	1,797	2,081
July	2,782	
August	3,837	
September	4,681	
October	5,676	
November	6,514	
December	7,491	
January	8,210	
February	9,578	
March	10,567	
April	10,974	
May	11,175	
June	11,175	

QUALITY

	Quantity	Base Number	Contract	AT	Region	England
% of FP17s for the same patient ID Re-attending within 3 months - Children	18	417	4.3%	11.0%	11.0%	11.5%
% of FP17s for the same patient ID Re-attending within 3 months - Adults	123	909	13.5%	14.8%	15.3%	15.4%
% of FP17s for the same patient ID Re-attending between 3 & 9 months - Children	283	417	67.9%	59.0%	61.2%	58.9%
% of FP17s for the same patient ID Re-attending between 3 & 9 months - Adults	537	909	59.1%	49.5%	52.9%	51.6%
% of FP17s for Band 1 Urgent Courses	71	1,038	6.8%	9.7%	9.4%	8.9%
% of FP17s Relating to Free Repair or Replacements	3	1,038	0.3%	0.7%	0.7%	0.8%
% of FP17s Relating to Continuations	16	1,038	1.5%	0.7%	0.9%	0.9%
% of Patients satisfied with the dentistry they have received	7	8	N/A	94.8%	93.6%	93.2%
% of Patients satisfied with the time they had to wait for an appointment	6	8	N/A	88.9%	88.8%	88.8%

* This is based on patients treated on this contract for their most recent course of treatment. Figures in italics indicate the base number of FP17s or Patient Questionnaire responses are less than 100. N/A is shown where the base number of responses is less than 10 during the period. % is calculated as Quantity/Base number*100

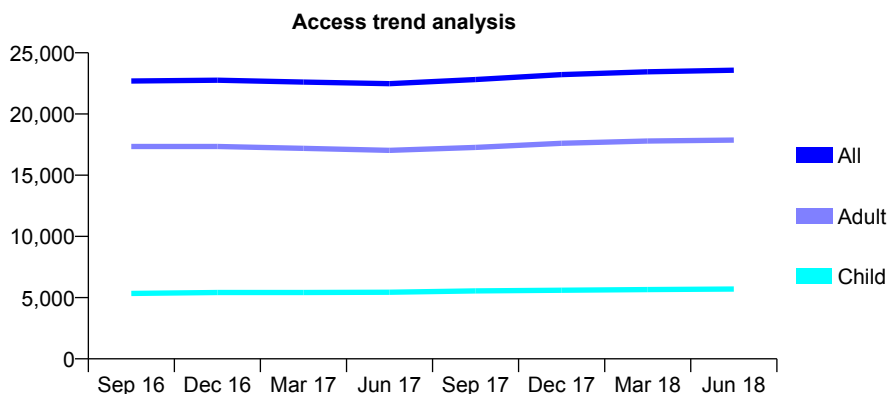
Q69 - Vital Signs At a Glance Contract Report for 166413/0001 - June 2018

Name or company name	ALAN LEWIS & ASSOCIATES LTD
Contract type name	GDS Contract
Purpose of contract	General
Contract start date	27/11/2009
Contract end date	

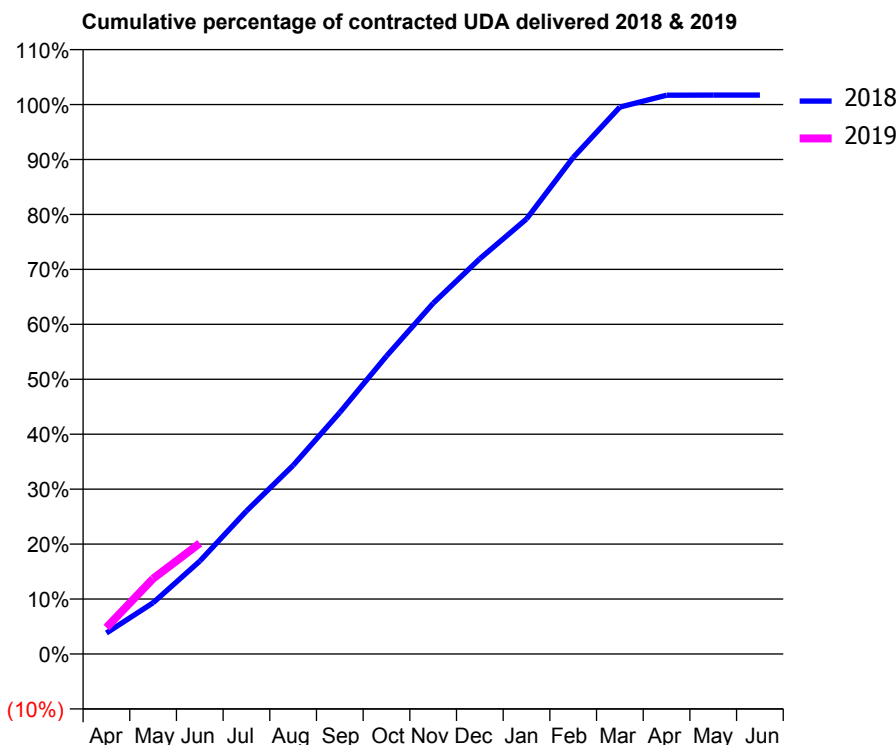
18/19 Contracted general activity (UDA)	59,263
Carry forward general activity (UDA)	0
18/19 Contracted orthodontic activity (UOA)	0
Carry forward orthodontic activity (UOA)	0
Baseline contract value	£1,604,350.46

ACCESS*

Patients seen in 24 months	Total	Change since previous quarter
Quarter ending June 2017	22,478	
Quarter ending September 2017	22,814	→
Quarter ending December 2017	23,220	→
Quarter ending March 2018	23,451	→
Quarter ending June 2018	23,580	→
Variance since June 2017	4.9%	↑



ACTIVITY



Month	Adjusted Scheduled Activity (UDA)	
	2018	2019
April	2,484	2,852
May	6,090	8,138
June	11,023	11,942
July	16,970	
August	22,382	
September	28,660	
October	35,353	
November	41,611	
December	46,903	
January	51,613	
February	58,910	
March	64,881	
April	66,299	
May	66,309	
June	66,312	

QUALITY

	Quantity	Base Number	Contract	AT	Region	England
% of FP17s for the same patient ID Re-attending within 3 months - Children	131	1,772	7.4%	11.0%	11.0%	11.5%
% of FP17s for the same patient ID Re-attending within 3 months - Adults	510	4,414	11.6%	14.8%	15.3%	15.4%
% of FP17s for the same patient ID Re-attending between 3 & 9 months - Children	955	1,772	53.9%	59.0%	61.2%	58.9%
% of FP17s for the same patient ID Re-attending between 3 & 9 months - Adults	2,085	4,414	47.2%	49.5%	52.9%	51.6%
% of FP17s for Band 1 Urgent Courses	623	5,502	11.3%	9.7%	9.4%	8.9%
% of FP17s Relating to Free Repair or Replacements	45	5,502	0.8%	0.7%	0.7%	0.8%
% of FP17s Relating to Continuations	30	5,502	0.5%	0.7%	0.9%	0.9%
% of Patients satisfied with the dentistry they have received	13	13	100.0%	94.8%	93.6%	93.2%
% of Patients satisfied with the time they had to wait for an appointment	12	13	92.3%	88.9%	88.8%	88.8%

* This is based on patients treated on this contract for their most recent course of treatment. Figures in italics indicate the base number of FP17s or Patient Questionnaire responses are less than 100. N/A is shown where the base number of responses is less than 10 during the period. % is calculated as Quantity/Base number*100

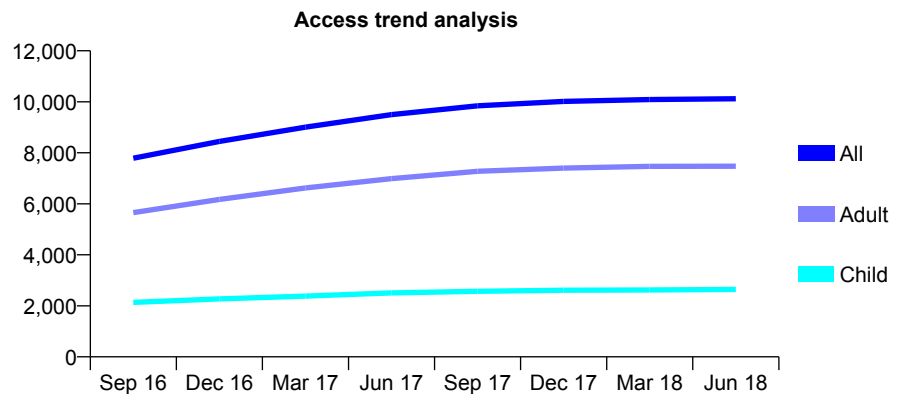
Q69 - Vital Signs At a Glance Contract Report for 166847/0001 - June 2018

Name or company name	Ratti GDS Contract Partnership
Contract type name	GDS Contract
Purpose of contract	General
Contract start date	01/10/2015
Contract end date	

18/19 Contracted general activity (UDA)	25,867
Carry forward general activity (UDA)	0
18/19 Contracted orthodontic activity (UOA)	0
Carry forward orthodontic activity (UOA)	0
Baseline contract value	£619,180.41

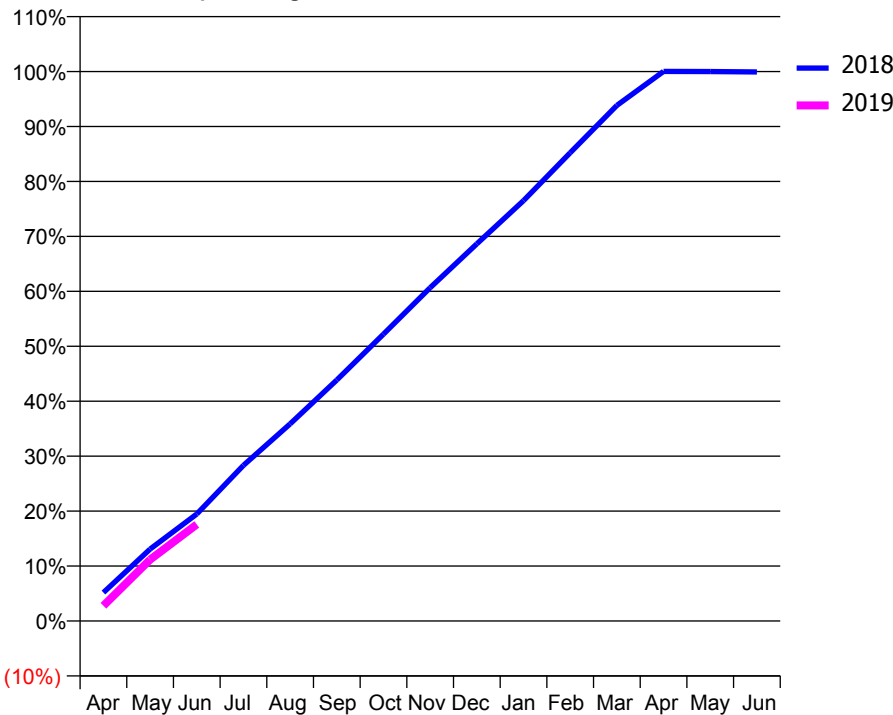
ACCESS*

Patients seen in 24 months	Total	Change since previous quarter
Quarter ending June 2017	9,496	
Quarter ending September 2017	9,843	↑
Quarter ending December 2017	10,015	→
Quarter ending March 2018	10,091	→
Quarter ending June 2018	10,120	→
Variance since June 2017	6.6%	↑



ACTIVITY

Cumulative percentage of contracted UDA delivered 2018 & 2019



Month	Adjusted Scheduled Activity (UDA)	
	2018	2019
April	1,342	719
May	3,388	2,888
June	5,038	4,548
July	7,326	
August	9,283	
September	11,344	
October	13,507	
November	15,688	
December	17,755	
January	19,787	
February	22,043	
March	24,273	
April	25,872	
May	25,867	
June	25,847	

QUALITY

	Quantity	Base Number	Contract	AT	Region	England
% of FP17s for the same patient ID Re-attending within 3 months - Children	81	1,001	8.1%	11.0%	11.0%	11.5%
% of FP17s for the same patient ID Re-attending within 3 months - Adults	348	2,436	14.3%	14.8%	15.3%	15.4%
% of FP17s for the same patient ID Re-attending between 3 & 9 months - Children	625	1,001	62.4%	59.0%	61.2%	58.9%
% of FP17s for the same patient ID Re-attending between 3 & 9 months - Adults	1,302	2,436	53.4%	49.5%	52.9%	51.6%
% of FP17s for Band 1 Urgent Courses	162	2,713	6.0%	9.7%	9.4%	8.9%
% of FP17s Relating to Free Repair or Replacements	30	2,713	1.1%	0.7%	0.7%	0.8%
% of FP17s Relating to Continuations	36	2,713	1.3%	0.7%	0.9%	0.9%
% of Patients satisfied with the dentistry they have received	6	6	N/A	94.8%	93.6%	93.2%
% of Patients satisfied with the time they had to wait for an appointment	5	6	N/A	88.9%	88.8%	88.8%

* This is based on patients treated on this contract for their most recent course of treatment. Figures in italics indicate the base number of FP17s or Patient Questionnaire responses are less than 100. N/A is shown where the base number of responses is less than 10 during the period. % is calculated as Quantity/Base number*100

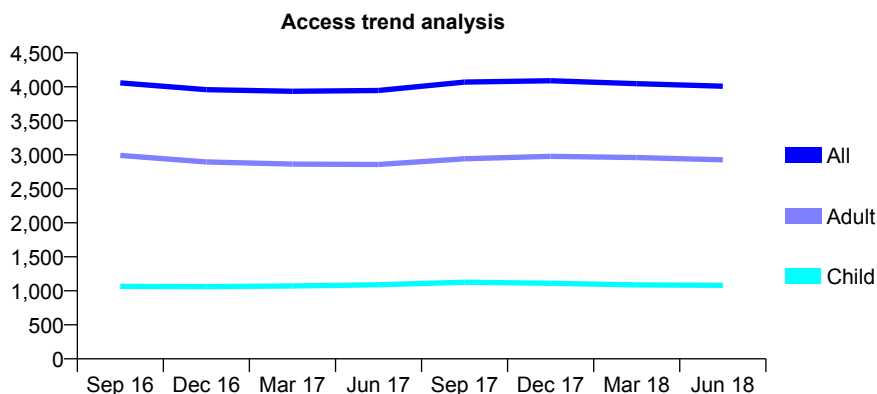
Q69 - Vital Signs At a Glance Contract Report for 167320/0001 - June 2018

Name or company name	MANOR DENTAL CARE
Contract type name	GDS Contract
Purpose of contract	General
Contract start date	01/06/2011
Contract end date	

18/19 Contracted general activity (UDA)	15,661
Carry forward general activity (UDA)	0
18/19 Contracted orthodontic activity (UOA)	0
Carry forward orthodontic activity (UOA)	0
Baseline contract value	£447,514.76

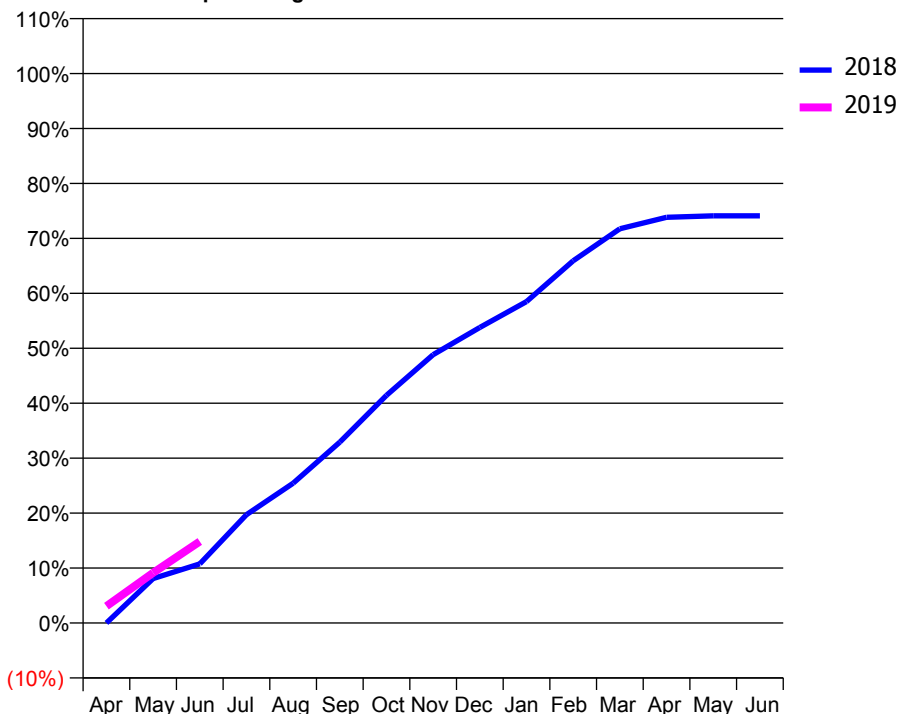
ACCESS*

Patients seen in 24 months	Total	Change since previous quarter
Quarter ending June 2017	3,947	
Quarter ending September 2017	4,069	↑
Quarter ending December 2017	4,089	→
Quarter ending March 2018	4,047	↓
Quarter ending June 2018	4,009	→
Variance since June 2017	1.6%	→



ACTIVITY

Cumulative percentage of contracted UDA delivered 2018 & 2019



Adjusted Scheduled Activity (UDA)

Month	2018	2019
April	0	480
May	1,269	1,432
June	1,686	2,325
July	3,086	
August	3,987	
September	5,155	
October	6,489	
November	7,650	
December	8,423	
January	9,162	
February	10,323	
March	11,234	
April	11,563	
May	11,604	
June	11,604	

QUALITY

	Quantity	Base Number	Contract	AT	Region	England
% of FP17s for the same patient ID Re-attending within 3 months - Children	36	290	12.4%	11.0%	11.0%	11.5%
% of FP17s for the same patient ID Re-attending within 3 months - Adults	112	702	16.0%	14.8%	15.3%	15.4%
% of FP17s for the same patient ID Re-attending between 3 & 9 months - Children	118	290	40.7%	59.0%	61.2%	58.9%
% of FP17s for the same patient ID Re-attending between 3 & 9 months - Adults	301	702	42.9%	49.5%	52.9%	51.6%
% of FP17s for Band 1 Urgent Courses	110	871	12.6%	9.7%	9.4%	8.9%
% of FP17s Relating to Free Repair or Replacements	4	871	0.5%	0.7%	0.7%	0.8%
% of FP17s Relating to Continuations	4	871	0.5%	0.7%	0.9%	0.9%
% of Patients satisfied with the dentistry they have received	4	6	N/A	94.8%	93.6%	93.2%
% of Patients satisfied with the time they had to wait for an appointment	5	6	N/A	88.9%	88.8%	88.8%

* This is based on patients treated on this contract for their most recent course of treatment. Figures in italics indicate the base number of FP17s or Patient Questionnaire responses are less than 100. N/A is shown where the base number of responses is less than 10 during the period. % is calculated as Quantity/Base number*100

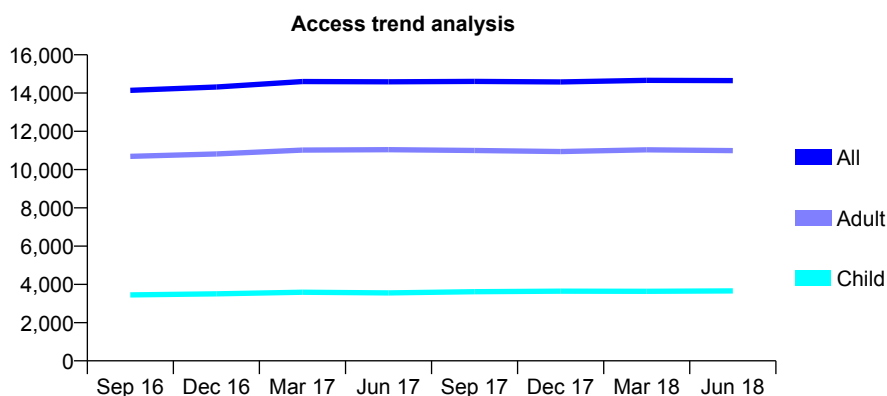
Q69 - Vital Signs At a Glance Contract Report for 167746/0001 - June 2018

Name or company name	Chipping Norton Dental Practice Limited
Contract type name	GDS Contract
Purpose of contract	General
Contract start date	01/09/2007
Contract end date	

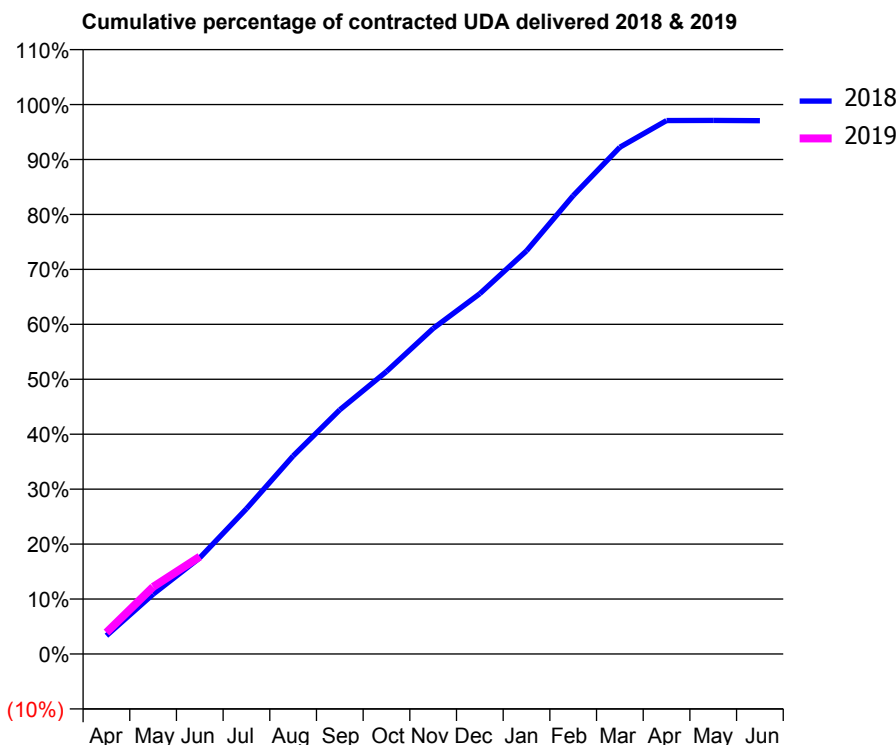
18/19 Contracted general activity (UDA)	35,904
Carry forward general activity (UDA)	0
18/19 Contracted orthodontic activity (UOA)	0
Carry forward orthodontic activity (UOA)	0
Baseline contract value	£863,280.91

ACCESS*

Patients seen in 24 months	Total	Change since previous quarter
Quarter ending June 2017	14,587	
Quarter ending September 2017	14,608	→
Quarter ending December 2017	14,584	→
Quarter ending March 2018	14,666	→
Quarter ending June 2018	14,651	→
Variance since June 2017	0.4%	→



ACTIVITY



Month	Adjusted Scheduled Activity (UDA)	
	2018	2019
April	1,202	1,404
May	3,906	4,391
June	6,290	6,364
July	9,495	
August	12,941	
September	15,954	
October	18,458	
November	21,271	
December	23,548	
January	26,344	
February	29,954	
March	33,113	
April	34,855	
May	34,860	
June	34,846	

QUALITY

	Quantity	Base Number	Contract	AT	Region	England
% of FP17s for the same patient ID Re-attending within 3 months - Children	57	1,199	4.8%	11.0%	11.0%	11.5%
% of FP17s for the same patient ID Re-attending within 3 months - Adults	402	2,998	13.4%	14.8%	15.3%	15.4%
% of FP17s for the same patient ID Re-attending between 3 & 9 months - Children	673	1,199	56.1%	59.0%	61.2%	58.9%
% of FP17s for the same patient ID Re-attending between 3 & 9 months - Adults	1,496	2,998	49.9%	49.5%	52.9%	51.6%
% of FP17s for Band 1 Urgent Courses	319	3,407	9.4%	9.7%	9.4%	8.9%
% of FP17s Relating to Free Repair or Replacements	23	3,407	0.7%	0.7%	0.7%	0.8%
% of FP17s Relating to Continuations	7	3,407	0.2%	0.7%	0.9%	0.9%
% of Patients satisfied with the dentistry they have received	10	10	100.0%	94.8%	93.6%	93.2%
% of Patients satisfied with the time they had to wait for an appointment	8	10	80.0%	88.9%	88.8%	88.8%

* This is based on patients treated on this contract for their most recent course of treatment. Figures in italics indicate the base number of FP17s or Patient Questionnaire responses are less than 100. N/A is shown where the base number of responses is less than 10 during the period. % is calculated as Quantity/Base number*100

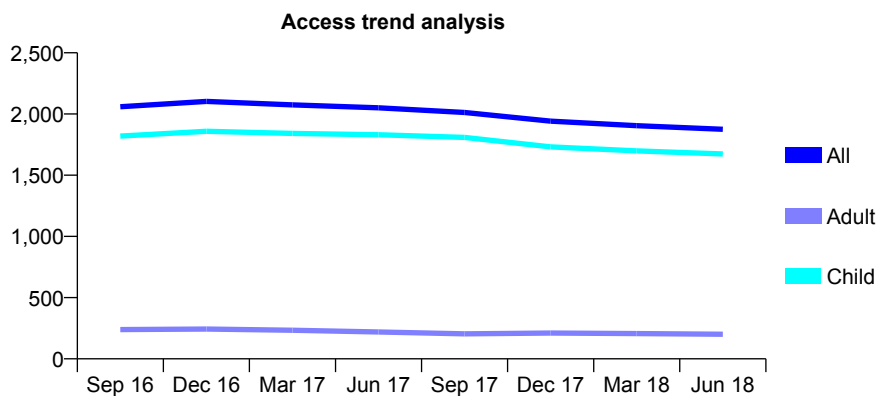
Q69 - Vital Signs At a Glance Contract Report for 169153/0001 - June 2018

Name or company name	Prospect Street Dental Practice
Contract type name	GDS Contract
Purpose of contract	General
Contract start date	27/11/2013
Contract end date	

18/19 Contracted general activity (UDA)	3,522
Carry forward general activity (UDA)	0
18/19 Contracted orthodontic activity (UOA)	0
Carry forward orthodontic activity (UOA)	0
Baseline contract value	£80,321.75

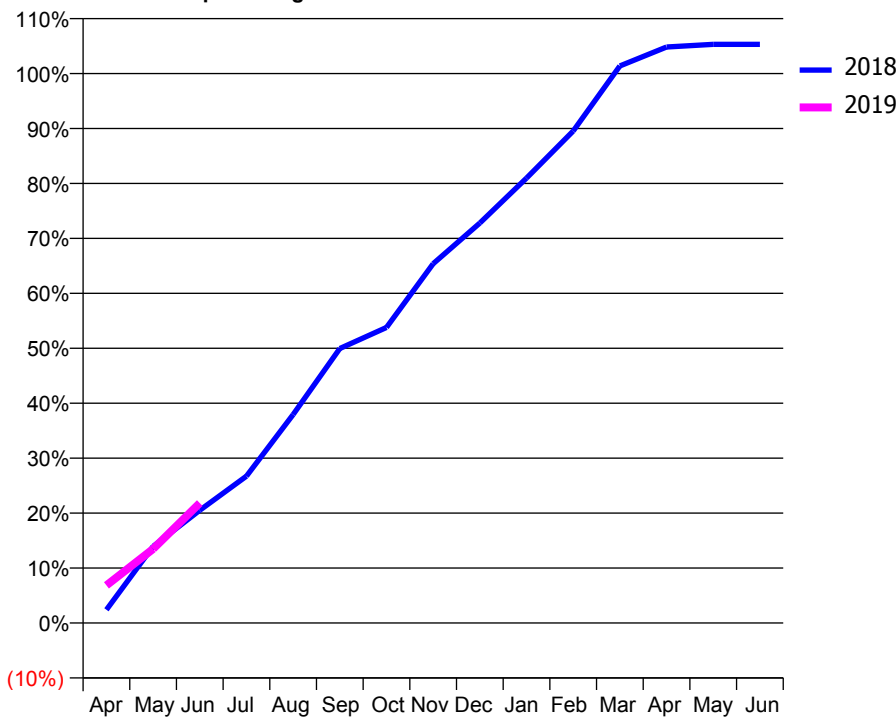
ACCESS*

Patients seen in 24 months	Total	Change since previous quarter
Quarter ending June 2017	2,051	
Quarter ending September 2017	2,013	↓
Quarter ending December 2017	1,942	↓
Quarter ending March 2018	1,905	↓
Quarter ending June 2018	1,875	↓
Variance since June 2017	(8.6%)	↓



ACTIVITY

Cumulative percentage of contracted UDA delivered 2018 & 2019



Adjusted Scheduled Activity (UDA)

Month	2018	2019
April	85	242
May	491	475
June	723	768
July	941	
August	1,337	
September	1,759	
October	1,895	
November	2,303	
December	2,564	
January	2,852	
February	3,153	
March	3,570	
April	3,692	
May	3,709	
June	3,709	

QUALITY

	Quantity	Base Number	Contract	AT	Region	England
% of FP17s for the same patient ID Re-attending within 3 months - Children	34	654	5.2%	11.0%	11.0%	11.5%
% of FP17s for the same patient ID Re-attending within 3 months - Adults	2	23	8.7%	14.8%	15.3%	15.4%
% of FP17s for the same patient ID Re-attending between 3 & 9 months - Children	447	654	68.3%	59.0%	61.2%	58.9%
% of FP17s for the same patient ID Re-attending between 3 & 9 months - Adults	12	23	52.2%	49.5%	52.9%	51.6%
% of FP17s for Band 1 Urgent Courses	12	576	2.1%	9.7%	9.4%	8.9%
% of FP17s Relating to Free Repair or Replacements	0	576	0.0%	0.7%	0.7%	0.8%
% of FP17s Relating to Continuations	0	576	0.0%	0.7%	0.9%	0.9%
% of Patients satisfied with the dentistry they have received	0	0	N/A	94.8%	93.6%	93.2%
% of Patients satisfied with the time they had to wait for an appointment	0	0	N/A	88.9%	88.8%	88.8%

* This is based on patients treated on this contract for their most recent course of treatment. Figures in italics indicate the base number of FP17s or Patient Questionnaire responses are less than 100. N/A is shown where the base number of responses is less than 10 during the period. % is calculated as Quantity/Base number*100

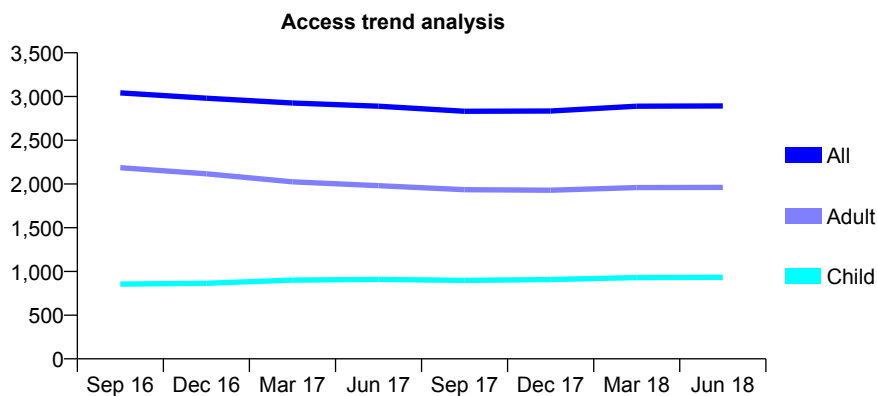
Q69 - Vital Signs At a Glance Contract Report for 169641/0001 - June 2018

Name or company name	Market Square Dental Practice
Contract type name	GDS Contract
Purpose of contract	General
Contract start date	01/06/2009
Contract end date	

18/19 Contracted general activity (UDA)	8,424
Carry forward general activity (UDA)	0
18/19 Contracted orthodontic activity (UOA)	0
Carry forward orthodontic activity (UOA)	0
Baseline contract value	£201,405.48

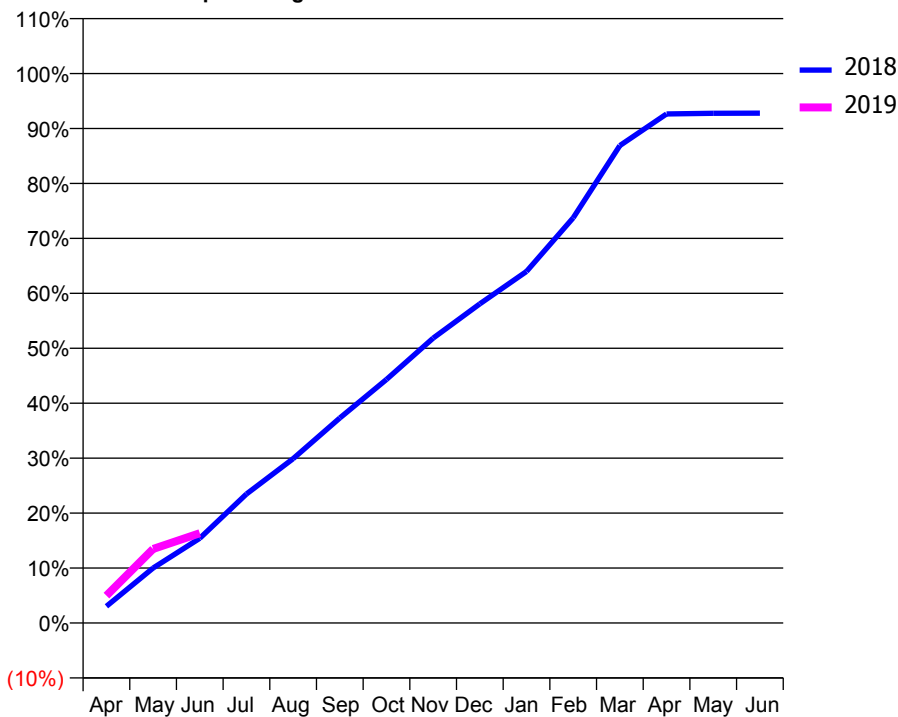
ACCESS*

Patients seen in 24 months	Total	Change since previous quarter
Quarter ending June 2017	2,889	
Quarter ending September 2017	2,831	↓
Quarter ending December 2017	2,834	→
Quarter ending March 2018	2,889	→
Quarter ending June 2018	2,893	→
Variance since June 2017	0.1%	→



ACTIVITY

Cumulative percentage of contracted UDA delivered 2018 & 2019



Month	Adjusted Scheduled Activity (UDA)	
	2018	2019
April	278	420
May	913	1,136
June	1,408	1,377
July	2,141	
August	2,729	
September	3,404	
October	4,045	
November	4,730	
December	5,300	
January	5,838	
February	6,727	
March	7,928	
April	8,453	
May	8,462	
June	8,465	

QUALITY

	Quantity	Base Number	Contract	AT	Region	England
% of FP17s for the same patient ID Re-attending within 3 months - Children	20	277	7.2%	11.0%	11.0%	11.5%
% of FP17s for the same patient ID Re-attending within 3 months - Adults	109	687	15.9%	14.8%	15.3%	15.4%
% of FP17s for the same patient ID Re-attending between 3 & 9 months - Children	171	277	61.7%	59.0%	61.2%	58.9%
% of FP17s for the same patient ID Re-attending between 3 & 9 months - Adults	398	687	57.9%	49.5%	52.9%	51.6%
% of FP17s for Band 1 Urgent Courses	63	774	8.1%	9.7%	9.4%	8.9%
% of FP17s Relating to Free Repair or Replacements	6	774	0.8%	0.7%	0.7%	0.8%
% of FP17s Relating to Continuations	3	774	0.4%	0.7%	0.9%	0.9%
% of Patients satisfied with the dentistry they have received	4	4	N/A	94.8%	93.6%	93.2%
% of Patients satisfied with the time they had to wait for an appointment	3	4	N/A	88.9%	88.8%	88.8%

* This is based on patients treated on this contract for their most recent course of treatment. Figures in italics indicate the base number of FP17s or Patient Questionnaire responses are less than 100. N/A is shown where the base number of responses is less than 10 during the period. % is calculated as Quantity/Base number*100

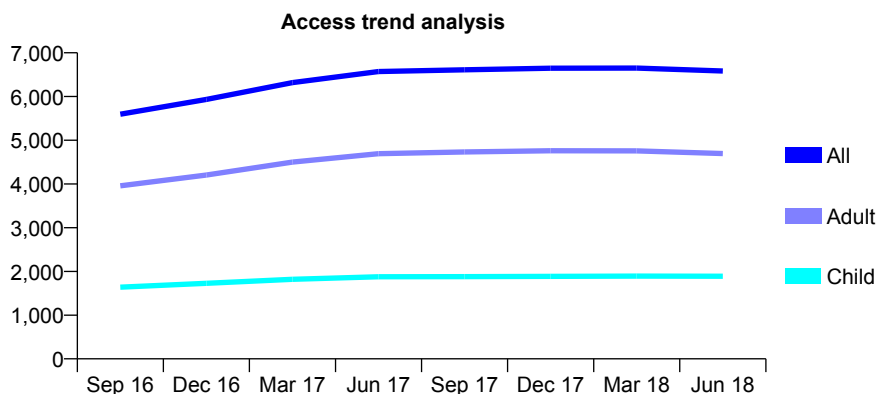
Q69 - Vital Signs At a Glance Contract Report for 173061/0001 - June 2018

Name or company name	The Dental Centre Carterton Practice
Contract type name	GDS Contract
Purpose of contract	General
Contract start date	01/09/2015
Contract end date	

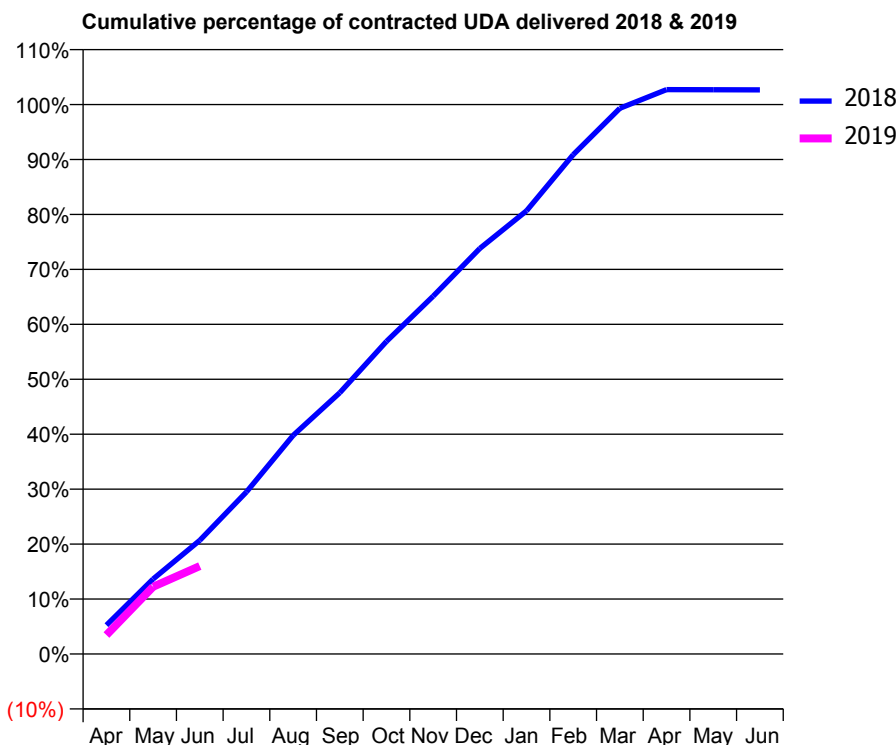
18/19 Contracted general activity (UDA)	16,735
Carry forward general activity (UDA)	0
18/19 Contracted orthodontic activity (UOA)	0
Carry forward orthodontic activity (UOA)	0
Baseline contract value	£400,709.31

ACCESS*

Patients seen in 24 months	Total	Change since previous quarter
Quarter ending June 2017	6,570	
Quarter ending September 2017	6,612	→
Quarter ending December 2017	6,648	→
Quarter ending March 2018	6,651	→
Quarter ending June 2018	6,585	→
Variance since June 2017	0.2%	→



ACTIVITY



Month	Adjusted Scheduled Activity (UDA)	
	2018	2019
April	877	577
May	2,286	2,047
June	3,464	2,677
July	4,938	
August	6,659	
September	7,960	
October	9,521	
November	10,897	
December	12,353	
January	13,495	
February	15,208	
March	16,622	
April	17,188	
May	17,184	
June	17,179	

QUALITY

	Quantity	Base Number	Contract	AT	Region	England
% of FP17s for the same patient ID Re-attending within 3 months - Children	63	574	11.0%	11.0%	11.0%	11.5%
% of FP17s for the same patient ID Re-attending within 3 months - Adults	150	1,228	12.2%	14.8%	15.3%	15.4%
% of FP17s for the same patient ID Re-attending between 3 & 9 months - Children	333	574	58.0%	59.0%	61.2%	58.9%
% of FP17s for the same patient ID Re-attending between 3 & 9 months - Adults	671	1,228	54.6%	49.5%	52.9%	51.6%
% of FP17s for Band 1 Urgent Courses	131	1,570	8.3%	9.7%	9.4%	8.9%
% of FP17s Relating to Free Repair or Replacements	18	1,570	1.1%	0.7%	0.7%	0.8%
% of FP17s Relating to Continuations	2	1,570	0.1%	0.7%	0.9%	0.9%
% of Patients satisfied with the dentistry they have received	6	6	N/A	94.8%	93.6%	93.2%
% of Patients satisfied with the time they had to wait for an appointment	4	6	N/A	88.9%	88.8%	88.8%

* This is based on patients treated on this contract for their most recent course of treatment. Figures in italics indicate the base number of FP17s or Patient Questionnaire responses are less than 100. N/A is shown where the base number of responses is less than 10 during the period. % is calculated as Quantity/Base number*100

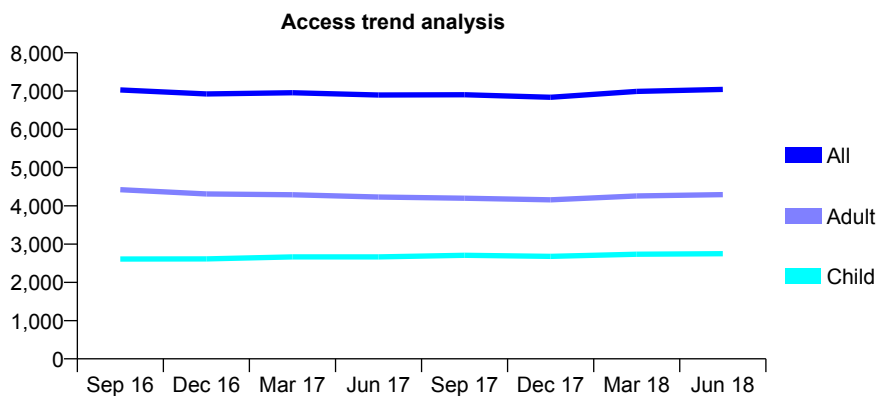
Q69 - Vital Signs At a Glance Contract Report for 175609/0001 - June 2018

Name or company name	Riverside Dental Centre Ltd
Contract type name	GDS Contract
Purpose of contract	General
Contract start date	01/07/2008
Contract end date	

18/19 Contracted general activity (UDA)	19,096
Carry forward general activity (UDA)	0
18/19 Contracted orthodontic activity (UOA)	0
Carry forward orthodontic activity (UOA)	0
Baseline contract value	£569,168.14

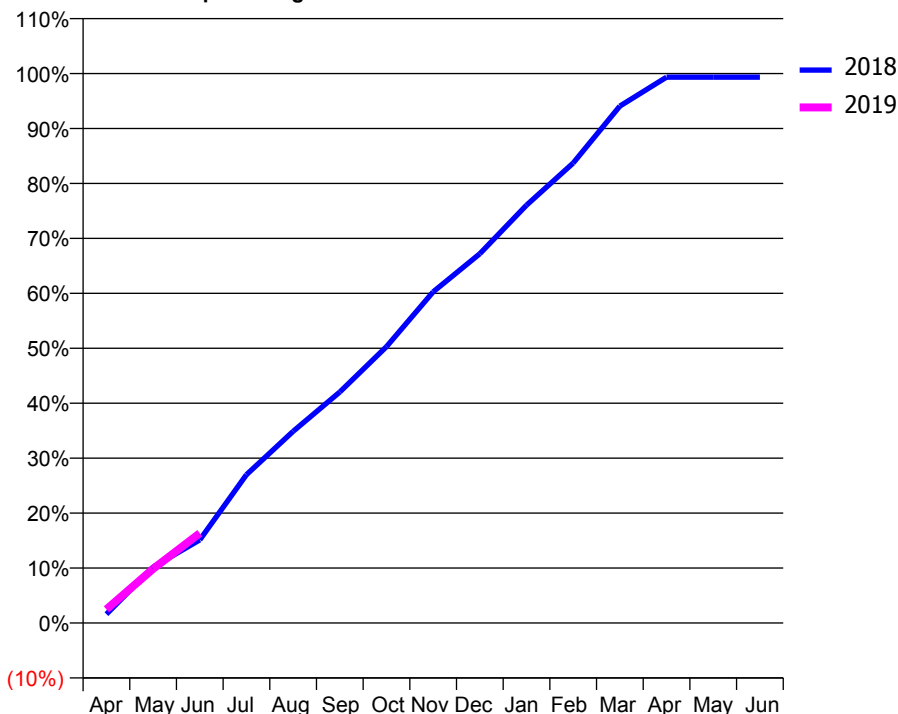
ACCESS*

Patients seen in 24 months	Total	Change since previous quarter
Quarter ending June 2017	6,896	
Quarter ending September 2017	6,903	→
Quarter ending December 2017	6,836	→
Quarter ending March 2018	6,990	↑
Quarter ending June 2018	7,042	→
Variance since June 2017	2.1%	↑



ACTIVITY

Cumulative percentage of contracted UDA delivered 2018 & 2019



Adjusted Scheduled Activity (UDA)

Month	2018	2019
April	309	477
May	1,944	1,882
June	2,887	3,121
July	5,153	
August	6,660	
September	8,028	
October	9,606	
November	11,509	
December	12,834	
January	14,519	
February	15,985	
March	17,963	
April	18,967	
May	18,971	
June	18,971	

QUALITY

	Quantity	Base Number	Contract	AT	Region	England
% of FP17s for the same patient ID Re-attending within 3 months - Children	95	1,045	9.1%	11.0%	11.0%	11.5%
% of FP17s for the same patient ID Re-attending within 3 months - Adults	188	1,271	14.8%	14.8%	15.3%	15.4%
% of FP17s for the same patient ID Re-attending between 3 & 9 months - Children	693	1,045	66.3%	59.0%	61.2%	58.9%
% of FP17s for the same patient ID Re-attending between 3 & 9 months - Adults	607	1,271	47.8%	49.5%	52.9%	51.6%
% of FP17s for Band 1 Urgent Courses	134	1,779	7.5%	9.7%	9.4%	8.9%
% of FP17s Relating to Free Repair or Replacements	10	1,779	0.6%	0.7%	0.7%	0.8%
% of FP17s Relating to Continuations	25	1,779	1.4%	0.7%	0.9%	0.9%
% of Patients satisfied with the dentistry they have received	7	7	N/A	94.8%	93.6%	93.2%
% of Patients satisfied with the time they had to wait for an appointment	7	7	N/A	88.9%	88.8%	88.8%

* This is based on patients treated on this contract for their most recent course of treatment. Figures in italics indicate the base number of FP17s or Patient Questionnaire responses are less than 100. N/A is shown where the base number of responses is less than 10 during the period. % is calculated as Quantity/Base number*100

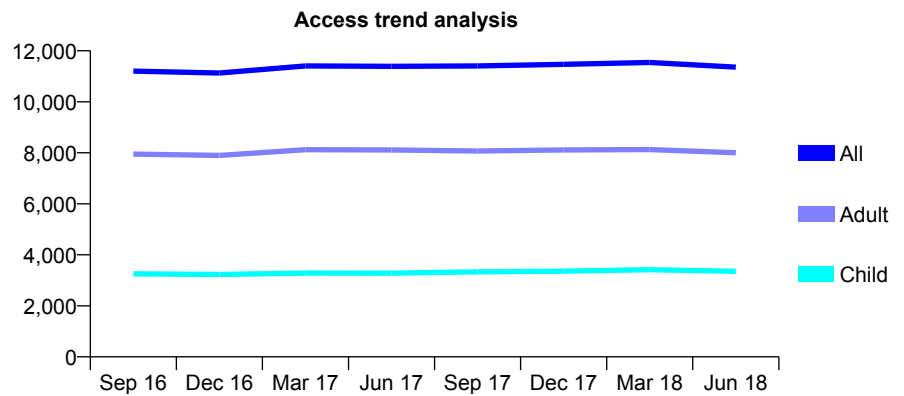
Q69 - Vital Signs At a Glance Contract Report for 176621/0001 - June 2018

Name or company name	Rodericks Ltd
Contract type name	GDS Contract
Purpose of contract	General
Contract start date	01/04/2008
Contract end date	

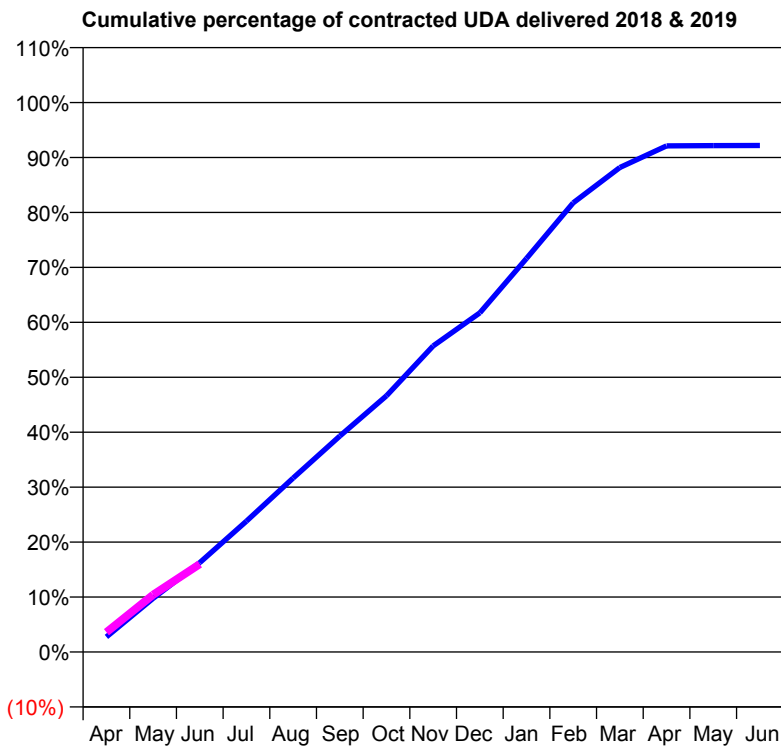
18/19 Contracted general activity (UDA)	29,400
Carry forward general activity (UDA)	0
18/19 Contracted orthodontic activity (UOA)	0
Carry forward orthodontic activity (UOA)	0
Baseline contract value	£693,764.33

ACCESS*

Patients seen in 24 months	Total	Change since previous quarter
Quarter ending June 2017	11,393	
Quarter ending September 2017	11,405	→
Quarter ending December 2017	11,467	→
Quarter ending March 2018	11,542	→
Quarter ending June 2018	11,358	↓
Variance since June 2017	(0.3%)	→



ACTIVITY



Month	Adjusted Scheduled Activity (UDA)	
	2018	2019
April	808	1,063
May	2,872	3,067
June	4,784	4,709
July	7,000	
August	9,303	
September	11,555	
October	13,712	
November	16,375	
December	18,144	
January	21,054	
February	24,031	
March	25,926	
April	27,077	
May	27,095	
June	27,098	

QUALITY

	Quantity	Base Number	Contract	AT	Region	England
% of FP17s for the same patient ID Re-attending within 3 months - Children	68	1,073	6.3%	11.0%	11.0%	11.5%
% of FP17s for the same patient ID Re-attending within 3 months - Adults	360	2,372	15.2%	14.8%	15.3%	15.4%
% of FP17s for the same patient ID Re-attending between 3 & 9 months - Children	718	1,073	66.9%	59.0%	61.2%	58.9%
% of FP17s for the same patient ID Re-attending between 3 & 9 months - Adults	1,245	2,372	52.5%	49.5%	52.9%	51.6%
% of FP17s for Band 1 Urgent Courses	348	2,815	12.4%	9.7%	9.4%	8.9%
% of FP17s Relating to Free Repair or Replacements	8	2,815	0.3%	0.7%	0.7%	0.8%
% of FP17s Relating to Continuations	11	2,815	0.4%	0.7%	0.9%	0.9%
% of Patients satisfied with the dentistry they have received	10	11	90.9%	94.8%	93.6%	93.2%
% of Patients satisfied with the time they had to wait for an appointment	9	11	81.8%	88.9%	88.8%	88.8%

* This is based on patients treated on this contract for their most recent course of treatment. Figures in italics indicate the base number of FP17s or Patient Questionnaire responses are less than 100. N/A is shown where the base number of responses is less than 10 during the period. % is calculated as Quantity/Base number*100

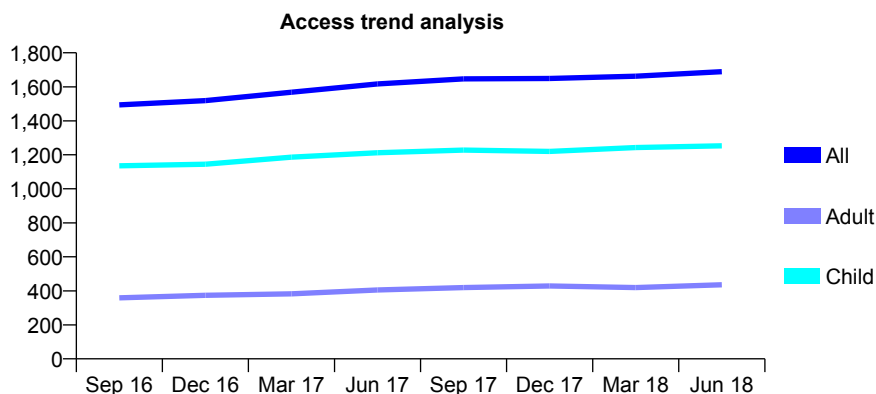
Q69 - Vital Signs At a Glance Contract Report for 177393/0001 - June 2018

Name or company name	Aston Clinton Dental
Contract type name	GDS Contract
Purpose of contract	General
Contract start date	01/04/2013
Contract end date	

18/19 Contracted general activity (UDA)	3,800
Carry forward general activity (UDA)	0
18/19 Contracted orthodontic activity (UOA)	0
Carry forward orthodontic activity (UOA)	0
Baseline contract value	£88,536.91

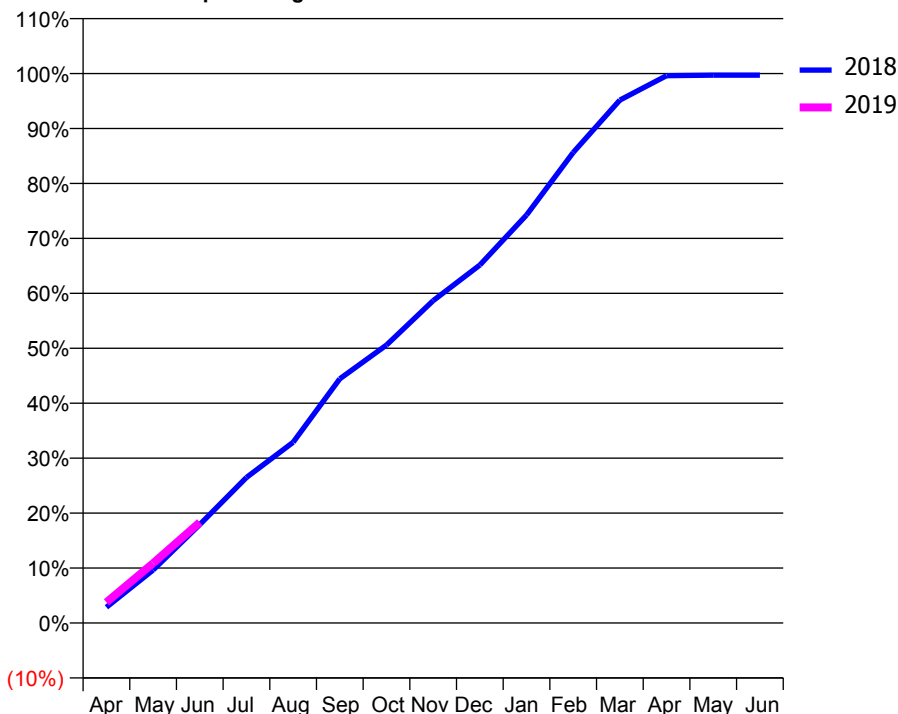
ACCESS*

Patients seen in 24 months	Total	Change since previous quarter
Quarter ending June 2017	1,617	
Quarter ending September 2017	1,647	→
Quarter ending December 2017	1,649	→
Quarter ending March 2018	1,662	→
Quarter ending June 2018	1,689	→
Variance since June 2017	4.5%	↑



ACTIVITY

Cumulative percentage of contracted UDA delivered 2018 & 2019



Adjusted Scheduled Activity (UDA)

Month	2018	2019
April	109	143
May	366	414
June	681	697
July	1,007	
August	1,250	
September	1,689	
October	1,922	
November	2,229	
December	2,475	
January	2,821	
February	3,254	
March	3,616	
April	3,785	
May	3,788	
June	3,788	

QUALITY

	Quantity	Base Number	Contract	AT	Region	England
% of FP17s for the same patient ID Re-attending within 3 months - Children	21	450	4.7%	11.0%	11.0%	11.5%
% of FP17s for the same patient ID Re-attending within 3 months - Adults	16	107	15.0%	14.8%	15.3%	15.4%
% of FP17s for the same patient ID Re-attending between 3 & 9 months - Children	286	450	63.6%	59.0%	61.2%	58.9%
% of FP17s for the same patient ID Re-attending between 3 & 9 months - Adults	51	107	47.7%	49.5%	52.9%	51.6%
% of FP17s for Band 1 Urgent Courses	18	462	3.9%	9.7%	9.4%	8.9%
% of FP17s Relating to Free Repair or Replacements	0	462	0.0%	0.7%	0.7%	0.8%
% of FP17s Relating to Continuations	0	462	0.0%	0.7%	0.9%	0.9%
% of Patients satisfied with the dentistry they have received	2	2	N/A	94.8%	93.6%	93.2%
% of Patients satisfied with the time they had to wait for an appointment	2	2	N/A	88.9%	88.8%	88.8%

* This is based on patients treated on this contract for their most recent course of treatment. Figures in italics indicate the base number of FP17s or Patient Questionnaire responses are less than 100. N/A is shown where the base number of responses is less than 10 during the period. % is calculated as Quantity/Base number*100

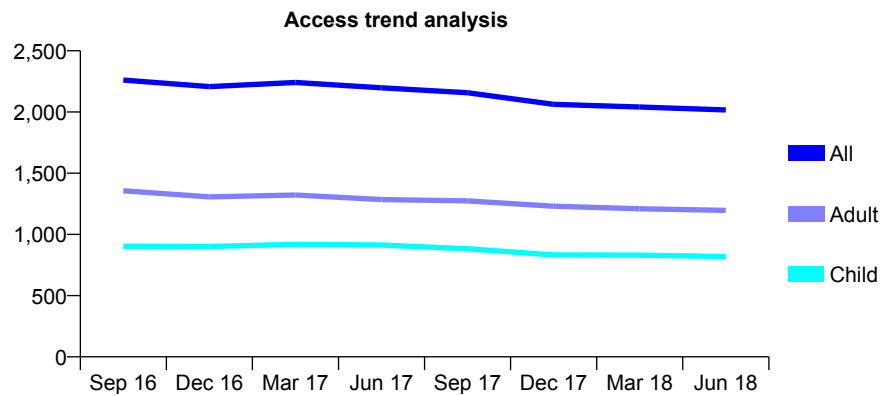
Q69 - Vital Signs At a Glance Contract Report for 177806/0001 - June 2018

Name or company name	Westwood Smile Care Ltd
Contract type name	GDS Contract
Purpose of contract	General
Contract start date	01/07/2013
Contract end date	

18/19 Contracted general activity (UDA)	3,150
Carry forward general activity (UDA)	0
18/19 Contracted orthodontic activity (UOA)	0
Carry forward orthodontic activity (UOA)	0
Baseline contract value	£74,627.64

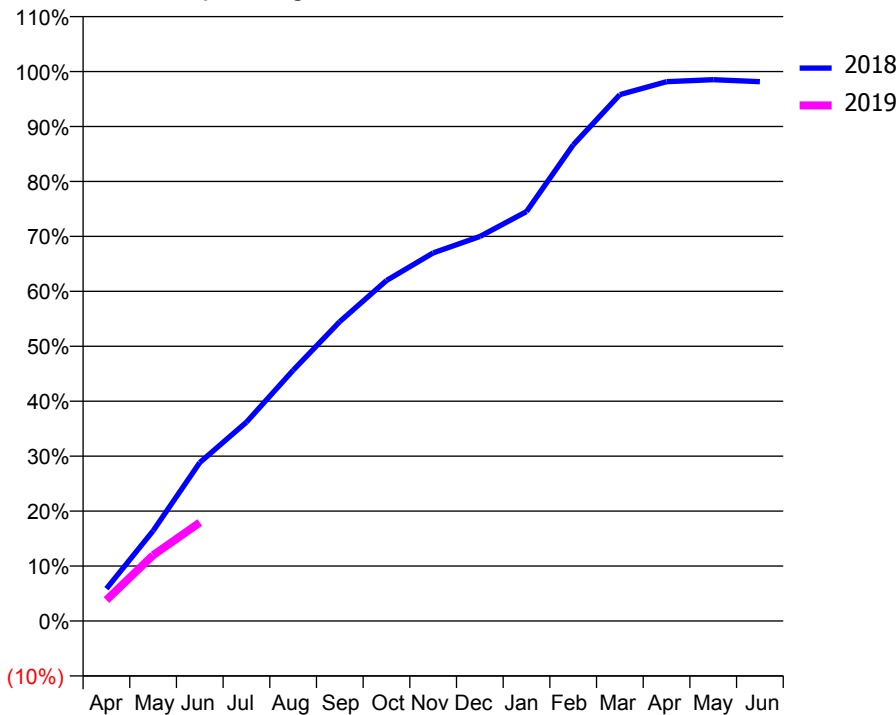
ACCESS*

Patients seen in 24 months	Total	Change since previous quarter
Quarter ending June 2017	2,198	
Quarter ending September 2017	2,157	↓
Quarter ending December 2017	2,063	↓
Quarter ending March 2018	2,041	↓
Quarter ending June 2018	2,017	↓
Variance since June 2017	(8.2%)	↓



ACTIVITY

Cumulative percentage of contracted UDA delivered 2018 & 2019



Adjusted Scheduled Activity (UDA)		
Month	2018	2019
April	193	121
May	538	377
June	945	564
July	1,186	
August	1,495	
September	1,785	
October	2,030	
November	2,194	
December	2,292	
January	2,441	
February	2,838	
March	3,138	
April	3,215	
May	3,227	
June	3,215	

QUALITY

	Quantity	Base Number	Contract	AT	Region	England
% of FP17s for the same patient ID Re-attending within 3 months - Children	16	253	6.3%	11.0%	11.0%	11.5%
% of FP17s for the same patient ID Re-attending within 3 months - Adults	40	265	15.1%	14.8%	15.3%	15.4%
% of FP17s for the same patient ID Re-attending between 3 & 9 months - Children	144	253	56.9%	59.0%	61.2%	58.9%
% of FP17s for the same patient ID Re-attending between 3 & 9 months - Adults	115	265	43.4%	49.5%	52.9%	51.6%
% of FP17s for Band 1 Urgent Courses	12	247	4.9%	9.7%	9.4%	8.9%
% of FP17s Relating to Free Repair or Replacements	1	247	0.4%	0.7%	0.7%	0.8%
% of FP17s Relating to Continuations	1	247	0.4%	0.7%	0.9%	0.9%
% of Patients satisfied with the dentistry they have received	2	2	N/A	94.8%	93.6%	93.2%
% of Patients satisfied with the time they had to wait for an appointment	2	2	N/A	88.9%	88.8%	88.8%

* This is based on patients treated on this contract for their most recent course of treatment. Figures in italics indicate the base number of FP17s or Patient Questionnaire responses are less than 100. N/A is shown where the base number of responses is less than 10 during the period. % is calculated as Quantity/Base number*100

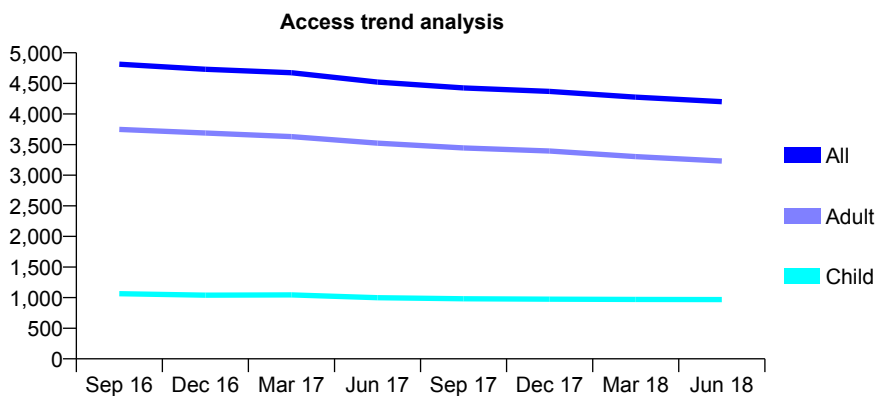
Q69 - Vital Signs At a Glance Contract Report for 177881/0001 - June 2018

Name or company name	The Burnham Dental Practice
Contract type name	GDS Contract
Purpose of contract	General
Contract start date	01/06/2010
Contract end date	

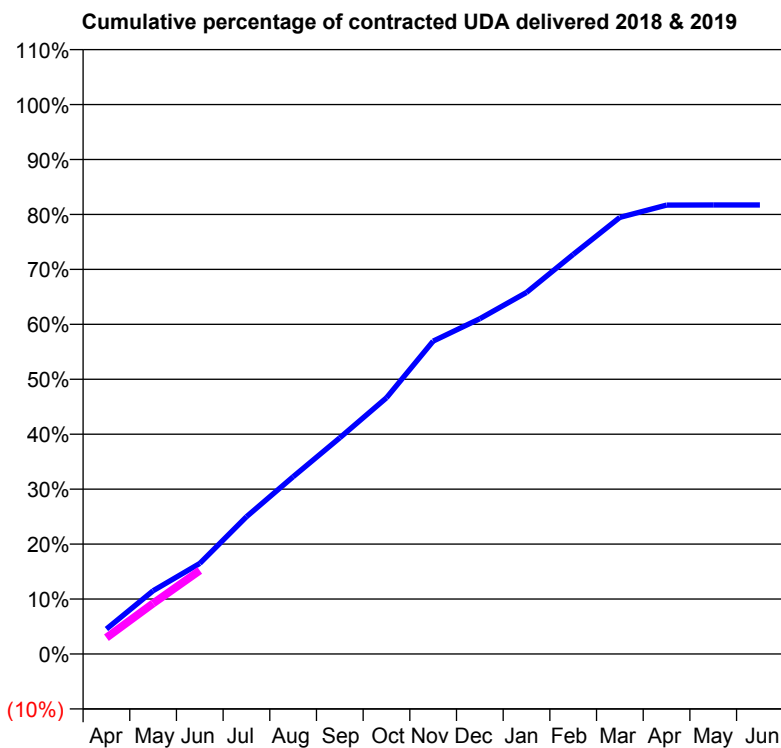
18/19 Contracted general activity (UDA)	14,629
Carry forward general activity (UDA)	0
18/19 Contracted orthodontic activity (UOA)	0
Carry forward orthodontic activity (UOA)	0
Baseline contract value	£430,334.78

ACCESS*

Patients seen in 24 months	Total	Change since previous quarter
Quarter ending June 2017	4,521	
Quarter ending September 2017	4,427	↓
Quarter ending December 2017	4,370	↓
Quarter ending March 2018	4,276	↓
Quarter ending June 2018	4,201	↓
Variance since June 2017	(7.1%)	↓



ACTIVITY



Month	Adjusted Scheduled Activity (UDA)	
	2018	2019
April	664	433
May	1,685	1,348
June	2,413	2,222
July	3,654	
August	4,720	
September	5,756	
October	6,820	
November	8,330	
December	8,925	
January	9,624	
February	10,638	
March	11,626	
April	11,952	
May	11,953	
June	11,953	

QUALITY

	Quantity	Base Number	Contract	AT	Region	England
% of FP17s for the same patient ID Re-attending within 3 months - Children	7	296	2.4%	11.0%	11.0%	11.5%
% of FP17s for the same patient ID Re-attending within 3 months - Adults	62	856	7.2%	14.8%	15.3%	15.4%
% of FP17s for the same patient ID Re-attending between 3 & 9 months - Children	179	296	60.5%	59.0%	61.2%	58.9%
% of FP17s for the same patient ID Re-attending between 3 & 9 months - Adults	501	856	58.5%	49.5%	52.9%	51.6%
% of FP17s for Band 1 Urgent Courses	42	1,007	4.2%	9.7%	9.4%	8.9%
% of FP17s Relating to Free Repair or Replacements	1	1,007	0.1%	0.7%	0.7%	0.8%
% of FP17s Relating to Continuations	4	1,007	0.4%	0.7%	0.9%	0.9%
% of Patients satisfied with the dentistry they have received	3	4	N/A	94.8%	93.6%	93.2%
% of Patients satisfied with the time they had to wait for an appointment	4	4	N/A	88.9%	88.8%	88.8%

* This is based on patients treated on this contract for their most recent course of treatment. Figures in italics indicate the base number of FP17s or Patient Questionnaire responses are less than 100. N/A is shown where the base number of responses is less than 10 during the period. % is calculated as Quantity/Base number*100

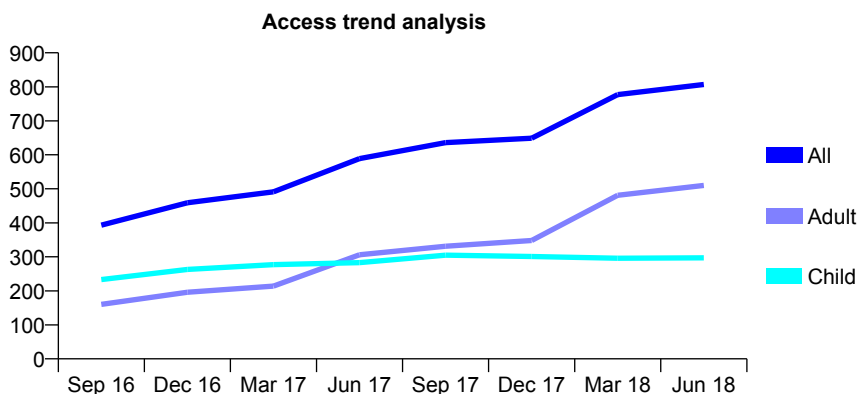
Q69 - Vital Signs At a Glance Contract Report for 181285/0001 - June 2018

Name or company name	David Barrett & John Coulter
Contract type name	GDS Contract
Purpose of contract	General
Contract start date	01/12/2015
Contract end date	

18/19 Contracted general activity (UDA)	1,509
Carry forward general activity (UDA)	0
18/19 Contracted orthodontic activity (UOA)	0
Carry forward orthodontic activity (UOA)	0
Baseline contract value	£36,092.27

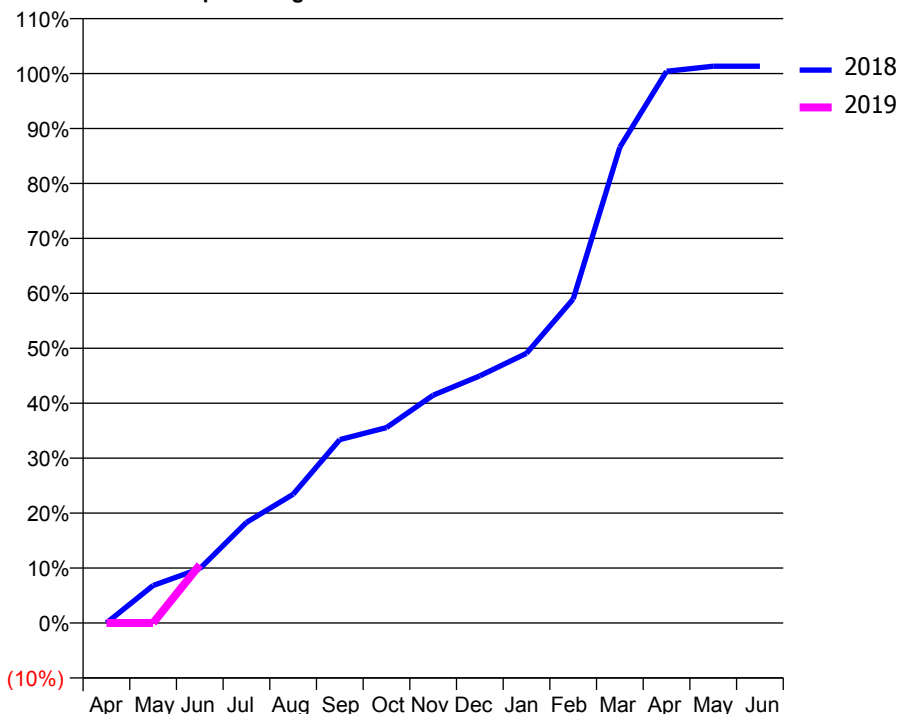
ACCESS*

Patients seen in 24 months	Total	Change since previous quarter
Quarter ending June 2017	589	
Quarter ending September 2017	636	↑
Quarter ending December 2017	649	↑
Quarter ending March 2018	777	↑
Quarter ending June 2018	807	↑
Variance since June 2017	37.0%	↑



ACTIVITY

Cumulative percentage of contracted UDA delivered 2018 & 2019



Month	Adjusted Scheduled Activity (UDA)	
	2018	2019
April	0	0
May	103	0
June	149	160
July	276	
August	354	
September	504	
October	537	
November	626	
December	679	
January	741	
February	890	
March	1,307	
April	1,515	
May	1,529	
June	1,529	

QUALITY

	Quantity	Base Number	Contract	AT	Region	England
% of FP17s for the same patient ID Re-attending within 3 months - Children	5	91	5.5%	11.0%	11.0%	11.5%
% of FP17s for the same patient ID Re-attending within 3 months - Adults	21	97	21.6%	14.8%	15.3%	15.4%
% of FP17s for the same patient ID Re-attending between 3 & 9 months - Children	53	91	58.2%	59.0%	61.2%	58.9%
% of FP17s for the same patient ID Re-attending between 3 & 9 months - Adults	17	97	17.5%	49.5%	52.9%	51.6%
% of FP17s for Band 1 Urgent Courses	3	113	2.7%	9.7%	9.4%	8.9%
% of FP17s Relating to Free Repair or Replacements	0	113	0.0%	0.7%	0.7%	0.8%
% of FP17s Relating to Continuations	0	113	0.0%	0.7%	0.9%	0.9%
% of Patients satisfied with the dentistry they have received	2	2	N/A	94.8%	93.6%	93.2%
% of Patients satisfied with the time they had to wait for an appointment	2	2	N/A	88.9%	88.8%	88.8%

* This is based on patients treated on this contract for their most recent course of treatment. Figures in italics indicate the base number of FP17s or Patient Questionnaire responses are less than 100. N/A is shown where the base number of responses is less than 10 during the period. % is calculated as Quantity/Base number*100

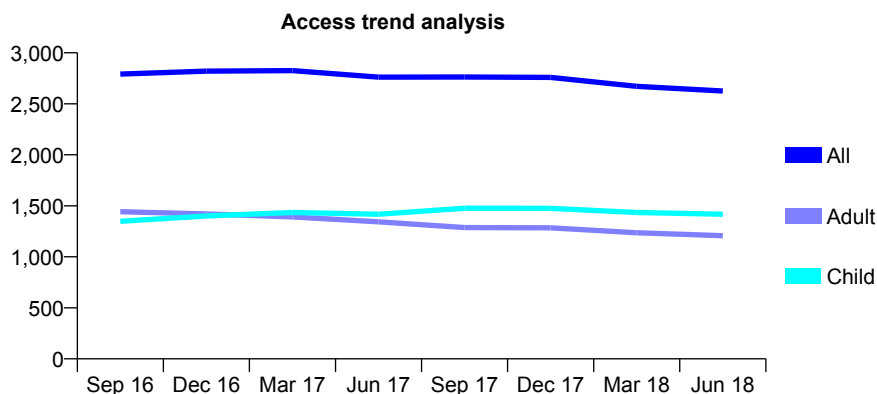
Q69 - Vital Signs At a Glance Contract Report for 181730/0004 - June 2018

Name or company name	Buckinghamshire Priority Dental Service
Contract type name	PDS Contract
Purpose of contract	General
Contract start date	26/10/2008
Contract end date	31/03/2019

18/19 Contracted general activity (UDA)	7,259
Carry forward general activity (UDA)	0
18/19 Contracted orthodontic activity (UOA)	0
Carry forward orthodontic activity (UOA)	0
Baseline contract value	£0.00

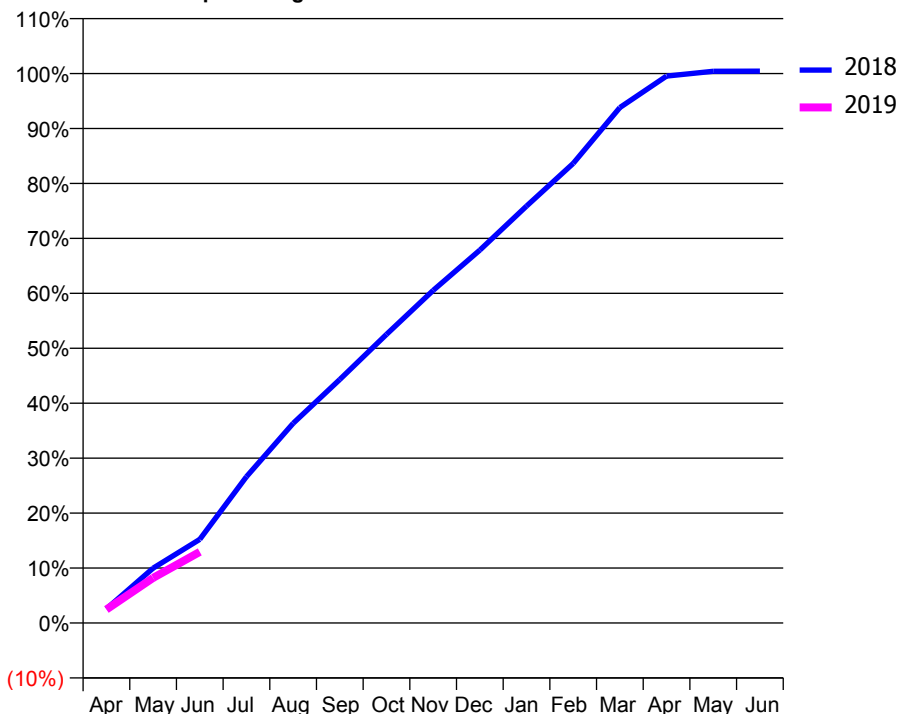
ACCESS*

Patients seen in 24 months	Total	Change since previous quarter
Quarter ending June 2017	2,761	
Quarter ending September 2017	2,763	→
Quarter ending December 2017	2,759	→
Quarter ending March 2018	2,671	↓
Quarter ending June 2018	2,625	↓
Variance since June 2017	(4.9%)	↓



ACTIVITY

Cumulative percentage of contracted UDA delivered 2018 & 2019



Adjusted Scheduled Activity (UDA)

Month	2018	2019
April	187	179
May	725	597
June	1,105	940
July	1,933	
August	2,638	
September	3,218	
October	3,812	
November	4,394	
December	4,926	
January	5,508	
February	6,071	
March	6,809	
April	7,226	
May	7,289	
June	7,291	

QUALITY

	Quantity	Base Number	Contract	AT	Region	England
% of FP17s for the same patient ID Re-attending within 3 months - Children	80	436	18.3%	11.0%	11.0%	11.5%
% of FP17s for the same patient ID Re-attending within 3 months - Adults	38	241	15.8%	14.8%	15.3%	15.4%
% of FP17s for the same patient ID Re-attending between 3 & 9 months - Children	80	436	18.3%	59.0%	61.2%	58.9%
% of FP17s for the same patient ID Re-attending between 3 & 9 months - Adults	84	241	34.9%	49.5%	52.9%	51.6%
% of FP17s for Band 1 Urgent Courses	22	475	4.6%	9.7%	9.4%	8.9%
% of FP17s Relating to Free Repair or Replacements	0	475	0.0%	0.7%	0.7%	0.8%
% of FP17s Relating to Continuations	15	475	3.2%	0.7%	0.9%	0.9%
% of Patients satisfied with the dentistry they have received	2	2	N/A	94.8%	93.6%	93.2%
% of Patients satisfied with the time they had to wait for an appointment	1	2	N/A	88.9%	88.8%	88.8%

* This is based on patients treated on this contract for their most recent course of treatment. Figures in italics indicate the base number of FP17s or Patient Questionnaire responses are less than 100. N/A is shown where the base number of responses is less than 10 during the period. % is calculated as Quantity/Base number*100

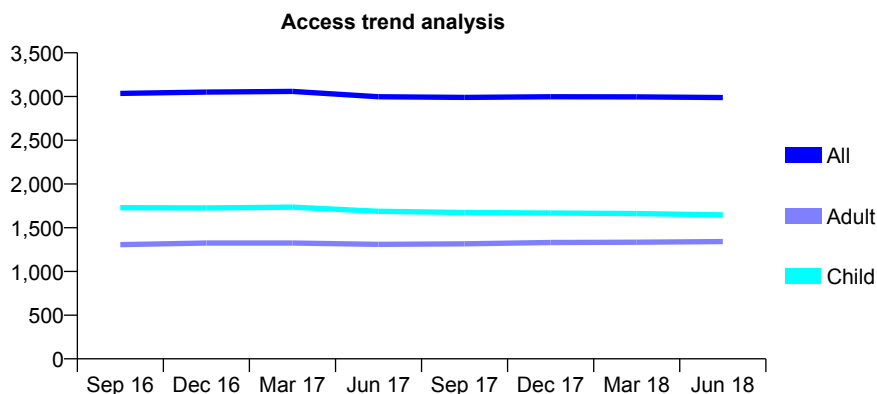
Q69 - Vital Signs At a Glance Contract Report for 182885/0002 - June 2018

Name or company name	CEDAR DENTAL CARE LTD
Contract type name	GDS Contract
Purpose of contract	General
Contract start date	31/03/2014
Contract end date	

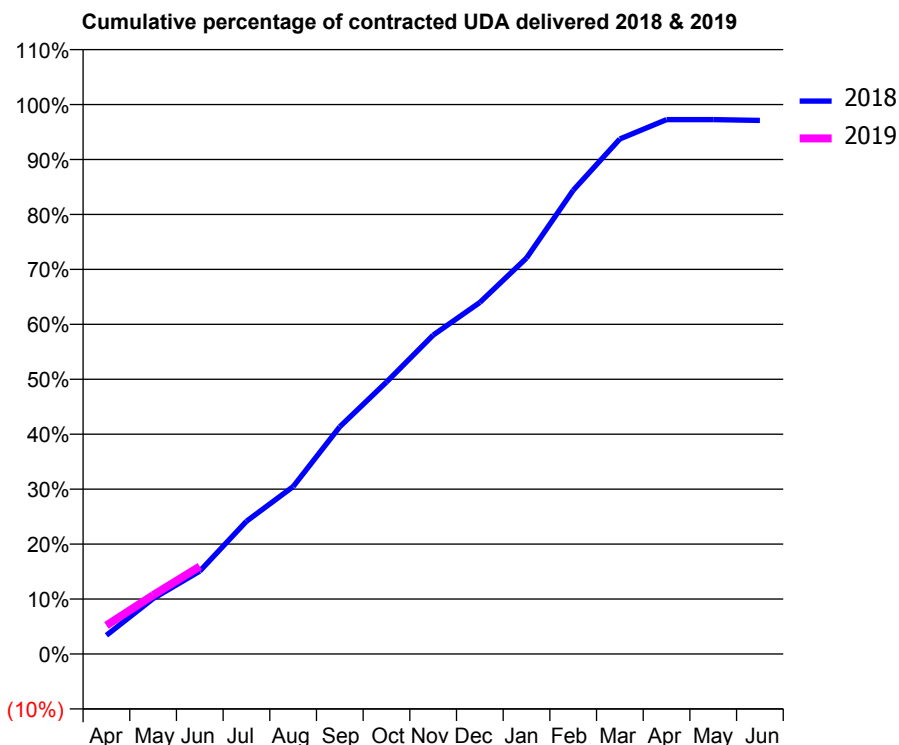
18/19 Contracted general activity (UDA)	8,200
Carry forward general activity (UDA)	0
18/19 Contracted orthodontic activity (UOA)	0
Carry forward orthodontic activity (UOA)	0
Baseline contract value	£160,993.67

ACCESS*

Patients seen in 24 months	Total	Change since previous quarter
Quarter ending June 2017	2,997	
Quarter ending September 2017	2,990	→
Quarter ending December 2017	2,998	→
Quarter ending March 2018	2,996	→
Quarter ending June 2018	2,988	→
Variance since June 2017	(0.3%)	→



ACTIVITY



Adjusted Scheduled Activity (UDA)		
Month	2018	2019
April	280	426
May	826	878
June	1,237	1,306
July	1,982	
August	2,499	
September	3,391	
October	4,059	
November	4,758	
December	5,246	
January	5,910	
February	6,921	
March	7,686	
April	7,975	
May	7,975	
June	7,963	

QUALITY

	Quantity	Base Number	Contract	AT	Region	England
% of FP17s for the same patient ID Re-attending within 3 months - Children	60	619	9.7%	11.0%	11.0%	11.5%
% of FP17s for the same patient ID Re-attending within 3 months - Adults	72	410	17.6%	14.8%	15.3%	15.4%
% of FP17s for the same patient ID Re-attending between 3 & 9 months - Children	423	619	68.3%	59.0%	61.2%	58.9%
% of FP17s for the same patient ID Re-attending between 3 & 9 months - Adults	257	410	62.7%	49.5%	52.9%	51.6%
% of FP17s for Band 1 Urgent Courses	26	867	3.0%	9.7%	9.4%	8.9%
% of FP17s Relating to Free Repair or Replacements	5	867	0.6%	0.7%	0.7%	0.8%
% of FP17s Relating to Continuations	5	867	0.6%	0.7%	0.9%	0.9%
% of Patients satisfied with the dentistry they have received	4	4	N/A	94.8%	93.6%	93.2%
% of Patients satisfied with the time they had to wait for an appointment	4	4	N/A	88.9%	88.8%	88.8%

* This is based on patients treated on this contract for their most recent course of treatment. Figures in italics indicate the base number of FP17s or Patient Questionnaire responses are less than 100. N/A is shown where the base number of responses is less than 10 during the period. % is calculated as Quantity/Base number*100

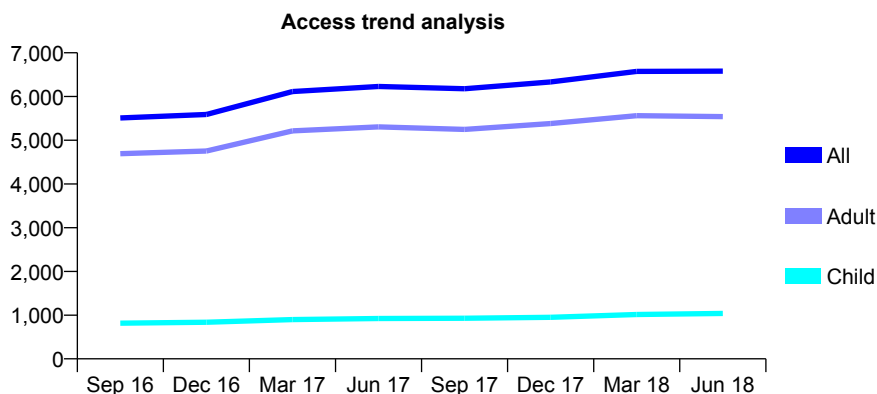
Q69 - Vital Signs At a Glance Contract Report for 183377/0001 - June 2018

Name or company name	Temple Street Dental Practice
Contract type name	GDS Contract
Purpose of contract	General
Contract start date	01/08/2012
Contract end date	

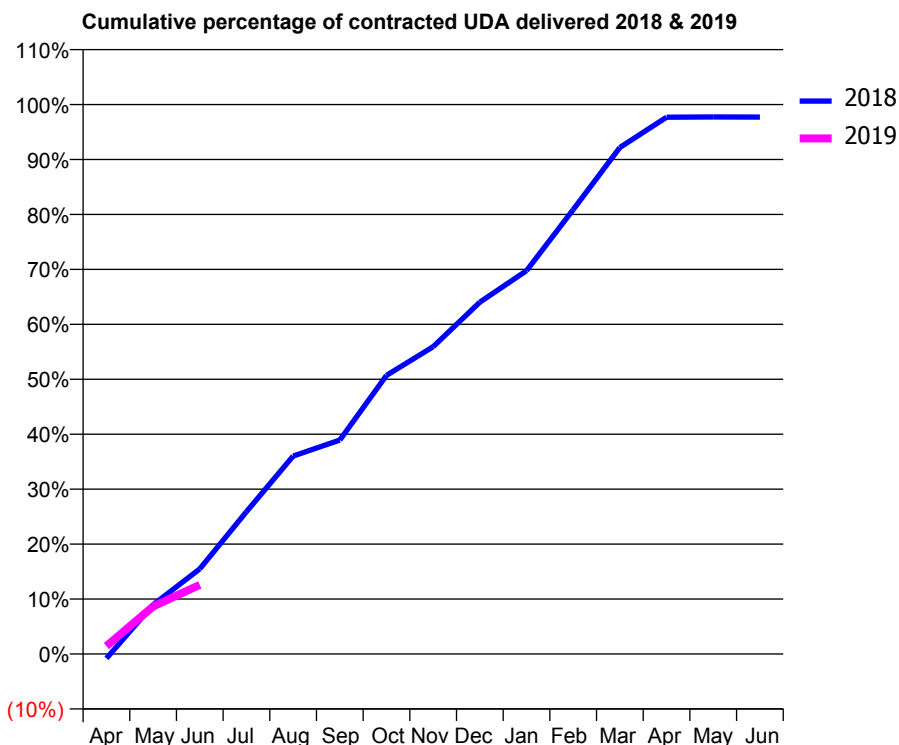
18/19 Contracted general activity (UDA)	13,000
Carry forward general activity (UDA)	0
18/19 Contracted orthodontic activity (UOA)	0
Carry forward orthodontic activity (UOA)	0
Baseline contract value	£313,127.34

ACCESS*

Patients seen in 24 months	Total	Change since previous quarter
Quarter ending June 2017	6,229	
Quarter ending September 2017	6,178	→
Quarter ending December 2017	6,333	↑
Quarter ending March 2018	6,576	↑
Quarter ending June 2018	6,581	→
Variance since June 2017	5.7%	↑



ACTIVITY



Month	Adjusted Scheduled Activity (UDA)	
	2018	2019
April	-105	188
May	1,166	1,123
June	2,015	1,636
July	3,367	
August	4,684	
September	5,060	
October	6,591	
November	7,271	
December	8,323	
January	9,068	
February	10,513	
March	11,985	
April	12,699	
May	12,705	
June	12,704	

QUALITY

	Quantity	Base Number	Contract	AT	Region	England
% of FP17s for the same patient ID Re-attending within 3 months - Children	34	301	11.3%	11.0%	11.0%	11.5%
% of FP17s for the same patient ID Re-attending within 3 months - Adults	171	1,278	13.4%	14.8%	15.3%	15.4%
% of FP17s for the same patient ID Re-attending between 3 & 9 months - Children	138	301	45.8%	59.0%	61.2%	58.9%
% of FP17s for the same patient ID Re-attending between 3 & 9 months - Adults	428	1,278	33.5%	49.5%	52.9%	51.6%
% of FP17s for Band 1 Urgent Courses	36	859	4.2%	9.7%	9.4%	8.9%
% of FP17s Relating to Free Repair or Replacements	2	859	0.2%	0.7%	0.7%	0.8%
% of FP17s Relating to Continuations	2	859	0.2%	0.7%	0.9%	0.9%
% of Patients satisfied with the dentistry they have received	3	3	N/A	94.8%	93.6%	93.2%
% of Patients satisfied with the time they had to wait for an appointment	3	3	N/A	88.9%	88.8%	88.8%

* This is based on patients treated on this contract for their most recent course of treatment. Figures in italics indicate the base number of FP17s or Patient Questionnaire responses are less than 100. N/A is shown where the base number of responses is less than 10 during the period. % is calculated as Quantity/Base number*100

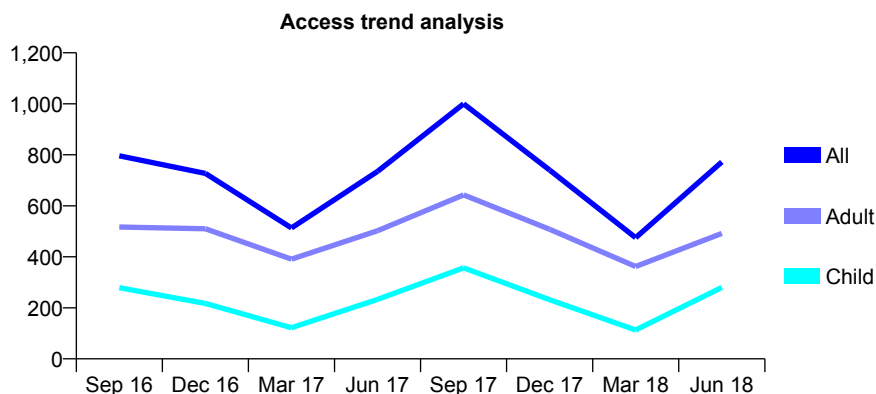
Q69 - Vital Signs At a Glance Contract Report for 183539/0001 - June 2018

Name or company name	Jeremy Potter, Arti Sharma and Shiva Ema
Contract type name	GDS Contract
Purpose of contract	General
Contract start date	01/04/2015
Contract end date	

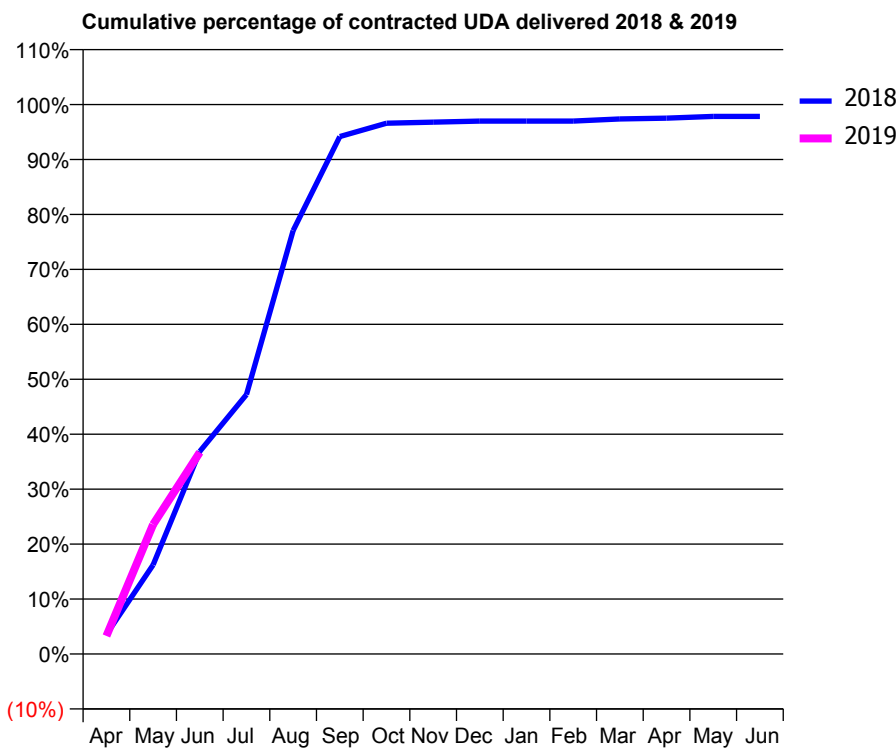
18/19 Contracted general activity (UDA)	2,249
Carry forward general activity (UDA)	0
18/19 Contracted orthodontic activity (UOA)	0
Carry forward orthodontic activity (UOA)	0
Baseline contract value	£62,010.77

ACCESS*

Patients seen in 24 months	Total	Change since previous quarter
Quarter ending June 2017	735	
Quarter ending September 2017	1,000	↑
Quarter ending December 2017	740	↓
Quarter ending March 2018	475	↓
Quarter ending June 2018	772	↑
Variance since June 2017	5.0%	↑



ACTIVITY



Adjusted Scheduled Activity (UDA)		
Month	2018	2019
April	81	74
May	365	530
June	829	825
July	1,062	
August	1,733	
September	2,118	
October	2,173	
November	2,177	
December	2,181	
January	2,181	
February	2,181	
March	2,190	
April	2,193	
May	2,200	
June	2,200	

QUALITY

	Quantity	Base Number	Contract	AT	Region	England
% of FP17s for the same patient ID Re-attending within 3 months - Children	5	193	2.6%	11.0%	11.0%	11.5%
% of FP17s for the same patient ID Re-attending within 3 months - Adults	13	215	6.0%	14.8%	15.3%	15.4%
% of FP17s for the same patient ID Re-attending between 3 & 9 months - Children	5	193	2.6%	59.0%	61.2%	58.9%
% of FP17s for the same patient ID Re-attending between 3 & 9 months - Adults	10	215	4.7%	49.5%	52.9%	51.6%
% of FP17s for Band 1 Urgent Courses	61	398	15.3%	9.7%	9.4%	8.9%
% of FP17s Relating to Free Repair or Replacements	0	398	0.0%	0.7%	0.7%	0.8%
% of FP17s Relating to Continuations	2	398	0.5%	0.7%	0.9%	0.9%
% of Patients satisfied with the dentistry they have received	0	0	N/A	94.8%	93.6%	93.2%
% of Patients satisfied with the time they had to wait for an appointment	0	0	N/A	88.9%	88.8%	88.8%

* This is based on patients treated on this contract for their most recent course of treatment. Figures in italics indicate the base number of FP17s or Patient Questionnaire responses are less than 100. N/A is shown where the base number of responses is less than 10 during the period. % is calculated as Quantity/Base number*100

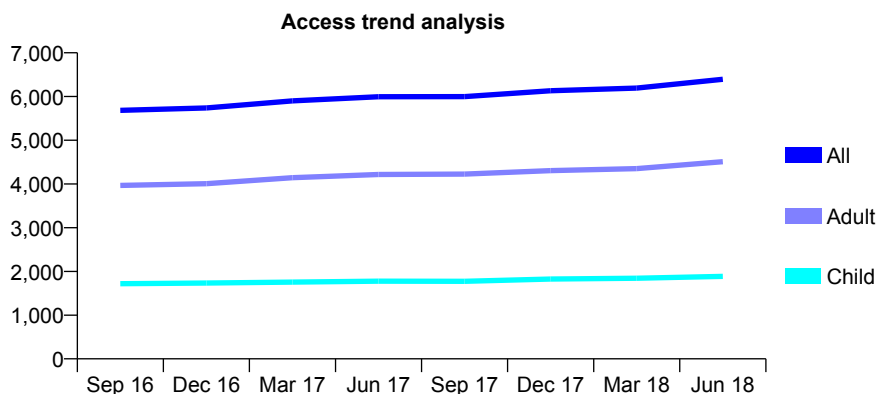
Q69 - Vital Signs At a Glance Contract Report for 184179/0001 - June 2018

Name or company name	Rodericks Limited and the Dental House Li
Contract type name	GDS Contract
Purpose of contract	General
Contract start date	01/12/2007
Contract end date	

18/19 Contracted general activity (UDA)	13,784
Carry forward general activity (UDA)	0
18/19 Contracted orthodontic activity (UOA)	0
Carry forward orthodontic activity (UOA)	0
Baseline contract value	£318,359.56

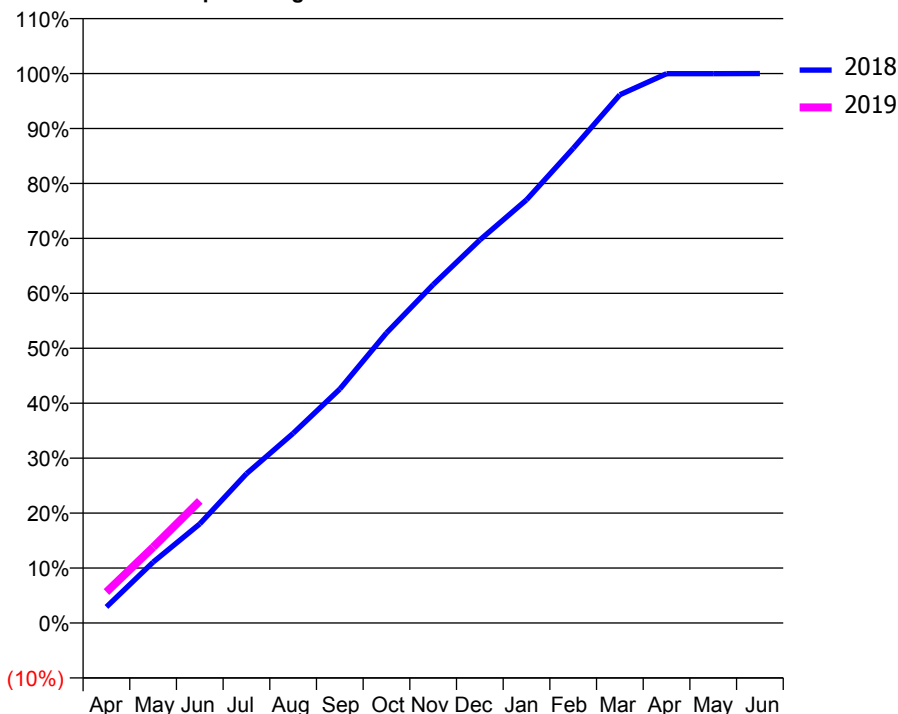
ACCESS*

Patients seen in 24 months	Total	Change since previous quarter
Quarter ending June 2017	5,995	
Quarter ending September 2017	5,999	→
Quarter ending December 2017	6,133	↑
Quarter ending March 2018	6,194	→
Quarter ending June 2018	6,396	↑
Variance since June 2017	6.7%	↑



ACTIVITY

Cumulative percentage of contracted UDA delivered 2018 & 2019



Month	Adjusted Scheduled Activity (UDA)	
	2018	2019
April	403	777
May	1,528	1,902
June	2,486	3,063
July	3,746	
August	4,759	
September	5,870	
October	7,278	
November	8,487	
December	9,608	
January	10,616	
February	11,908	
March	13,251	
April	13,781	
May	13,780	
June	13,782	

QUALITY

	Quantity	Base Number	Contract	AT	Region	England
% of FP17s for the same patient ID Re-attending within 3 months - Children	27	675	4.0%	11.0%	11.0%	11.5%
% of FP17s for the same patient ID Re-attending within 3 months - Adults	147	1,343	10.9%	14.8%	15.3%	15.4%
% of FP17s for the same patient ID Re-attending between 3 & 9 months - Children	288	675	42.7%	59.0%	61.2%	58.9%
% of FP17s for the same patient ID Re-attending between 3 & 9 months - Adults	422	1,343	31.4%	49.5%	52.9%	51.6%
% of FP17s for Band 1 Urgent Courses	132	1,788	7.4%	9.7%	9.4%	8.9%
% of FP17s Relating to Free Repair or Replacements	4	1,788	0.2%	0.7%	0.7%	0.8%
% of FP17s Relating to Continuations	11	1,788	0.6%	0.7%	0.9%	0.9%
% of Patients satisfied with the dentistry they have received	4	5	N/A	94.8%	93.6%	93.2%
% of Patients satisfied with the time they had to wait for an appointment	4	5	N/A	88.9%	88.8%	88.8%

* This is based on patients treated on this contract for their most recent course of treatment. Figures in italics indicate the base number of FP17s or Patient Questionnaire responses are less than 100. N/A is shown where the base number of responses is less than 10 during the period. % is calculated as Quantity/Base number*100

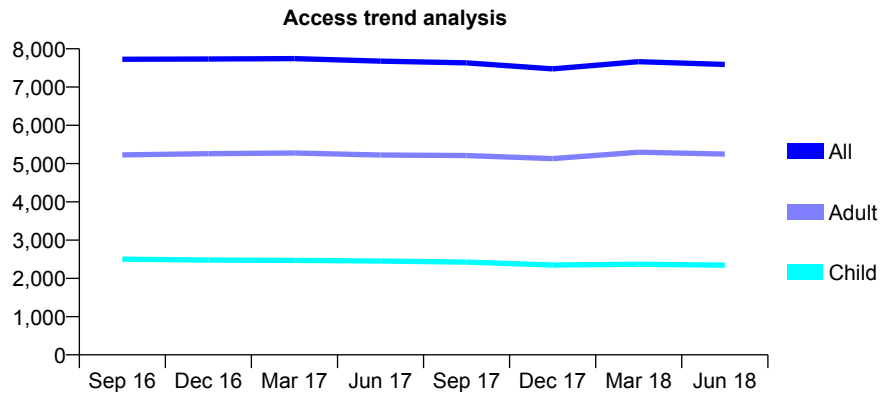
Q69 - Vital Signs At a Glance Contract Report for 184179/0002 - June 2018

Name or company name	Rodericks Limited and the Dental House Li
Contract type name	GDS Contract
Purpose of contract	General
Contract start date	01/04/2008
Contract end date	

18/19 Contracted general activity (UDA)	15,918
Carry forward general activity (UDA)	0
18/19 Contracted orthodontic activity (UOA)	0
Carry forward orthodontic activity (UOA)	0
Baseline contract value	£465,146.68

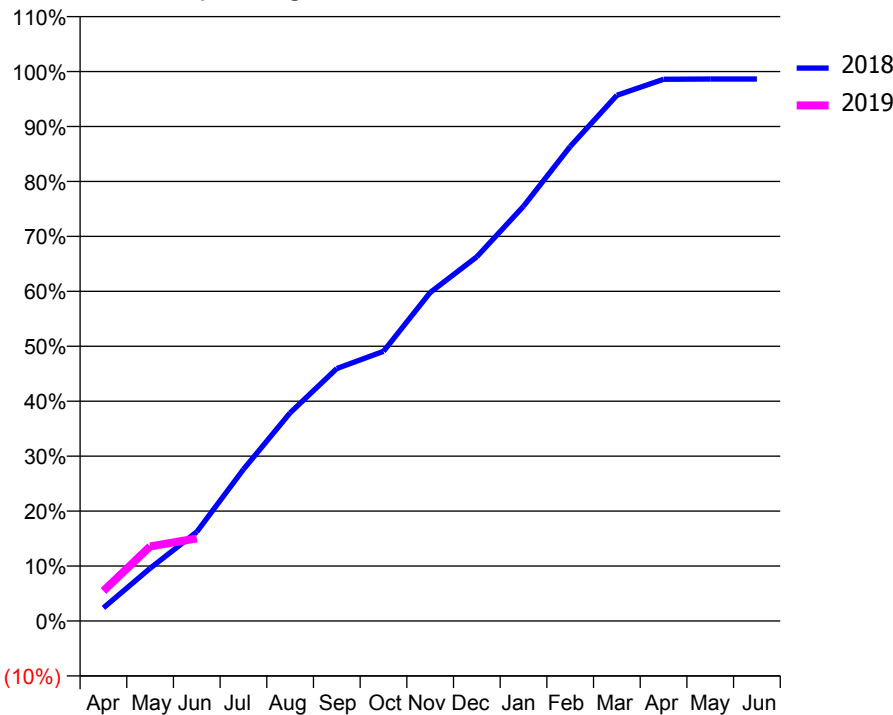
ACCESS*

Patients seen in 24 months	Total	Change since previous quarter
Quarter ending June 2017	7,676	
Quarter ending September 2017	7,631	→
Quarter ending December 2017	7,477	↓
Quarter ending March 2018	7,663	↑
Quarter ending June 2018	7,592	→
Variance since June 2017	(1.1%)	↓



ACTIVITY

Cumulative percentage of contracted UDA delivered 2018 & 2019



Month	Adjusted Scheduled Activity (UDA)	
	2018	2019
April	382	872
May	1,528	2,161
June	2,583	2,393
July	4,396	
August	6,032	
September	7,315	
October	7,811	
November	9,515	
December	10,549	
January	12,015	
February	13,746	
March	15,229	
April	15,693	
May	15,701	
June	15,701	

QUALITY

	Quantity	Base Number	Contract	AT	Region	England
% of FP17s for the same patient ID Re-attending within 3 months - Children	45	589	7.6%	11.0%	11.0%	11.5%
% of FP17s for the same patient ID Re-attending within 3 months - Adults	132	1,092	12.1%	14.8%	15.3%	15.4%
% of FP17s for the same patient ID Re-attending between 3 & 9 months - Children	303	589	51.4%	59.0%	61.2%	58.9%
% of FP17s for the same patient ID Re-attending between 3 & 9 months - Adults	516	1,092	47.3%	49.5%	52.9%	51.6%
% of FP17s for Band 1 Urgent Courses	84	1,413	5.9%	9.7%	9.4%	8.9%
% of FP17s Relating to Free Repair or Replacements	13	1,413	0.9%	0.7%	0.7%	0.8%
% of FP17s Relating to Continuations	3	1,413	0.2%	0.7%	0.9%	0.9%
% of Patients satisfied with the dentistry they have received	5	6	N/A	94.8%	93.6%	93.2%
% of Patients satisfied with the time they had to wait for an appointment	5	6	N/A	88.9%	88.8%	88.8%

* This is based on patients treated on this contract for their most recent course of treatment. Figures in italics indicate the base number of FP17s or Patient Questionnaire responses are less than 100. N/A is shown where the base number of responses is less than 10 during the period. % is calculated as Quantity/Base number*100

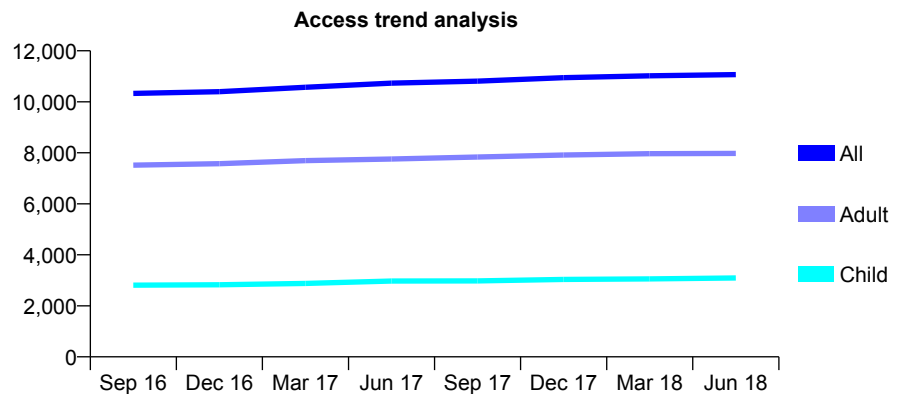
Q69 - Vital Signs At a Glance Contract Report for 184179/0003 - June 2018

Name or company name	Rodericks Limited and the Dental House Li
Contract type name	GDS Contract
Purpose of contract	General
Contract start date	16/11/2009
Contract end date	

18/19 Contracted general activity (UDA)	25,000
Carry forward general activity (UDA)	0
18/19 Contracted orthodontic activity (UOA)	0
Carry forward orthodontic activity (UOA)	0
Baseline contract value	£623,712.16

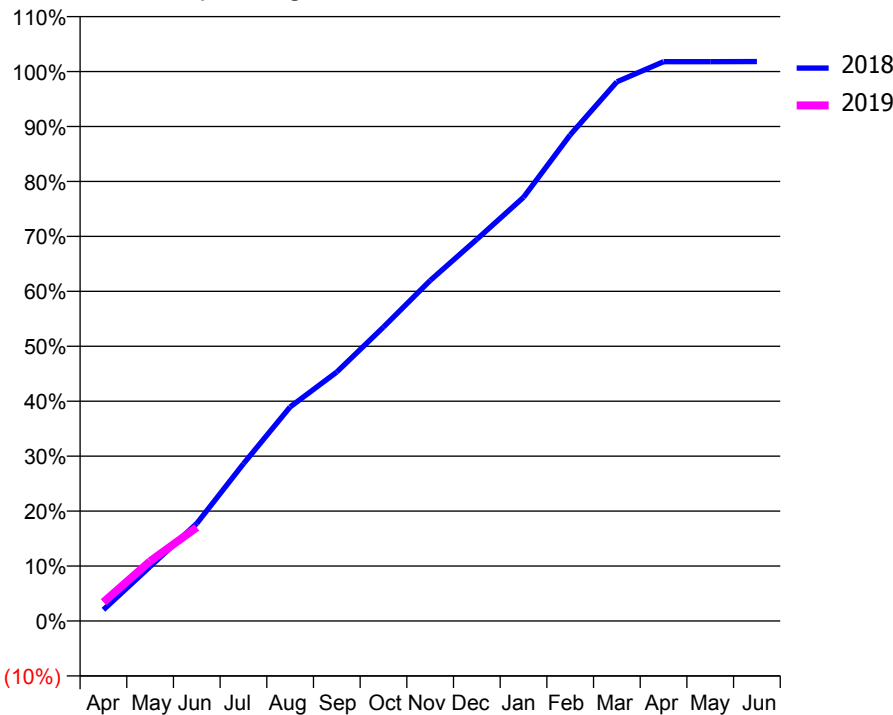
ACCESS*

Patients seen in 24 months	Total	Change since previous quarter
Quarter ending June 2017	10,734	
Quarter ending September 2017	10,811	→
Quarter ending December 2017	10,947	→
Quarter ending March 2018	11,020	→
Quarter ending June 2018	11,066	→
Variance since June 2017	3.1%	↑



ACTIVITY

Cumulative percentage of contracted UDA delivered 2018 & 2019



Month	Adjusted Scheduled Activity (UDA)	
	2018	2019
April	513	858
May	2,477	2,720
June	4,437	4,262
July	7,158	
August	9,739	
September	11,328	
October	13,377	
November	15,490	
December	17,366	
January	19,277	
February	22,114	
March	24,530	
April	25,445	
May	25,449	
June	25,452	

QUALITY

	Quantity	Base Number	Contract	AT	Region	England
% of FP17s for the same patient ID Re-attending within 3 months - Children	50	932	5.4%	11.0%	11.0%	11.5%
% of FP17s for the same patient ID Re-attending within 3 months - Adults	289	2,216	13.0%	14.8%	15.3%	15.4%
% of FP17s for the same patient ID Re-attending between 3 & 9 months - Children	542	932	58.2%	59.0%	61.2%	58.9%
% of FP17s for the same patient ID Re-attending between 3 & 9 months - Adults	1,137	2,216	51.3%	49.5%	52.9%	51.6%
% of FP17s for Band 1 Urgent Courses	173	2,315	7.5%	9.7%	9.4%	8.9%
% of FP17s Relating to Free Repair or Replacements	21	2,315	0.9%	0.7%	0.7%	0.8%
% of FP17s Relating to Continuations	6	2,315	0.3%	0.7%	0.9%	0.9%
% of Patients satisfied with the dentistry they have received	11	11	100.0%	94.8%	93.6%	93.2%
% of Patients satisfied with the time they had to wait for an appointment	9	11	81.8%	88.9%	88.8%	88.8%

* This is based on patients treated on this contract for their most recent course of treatment. Figures in italics indicate the base number of FP17s or Patient Questionnaire responses are less than 100. N/A is shown where the base number of responses is less than 10 during the period. % is calculated as Quantity/Base number*100

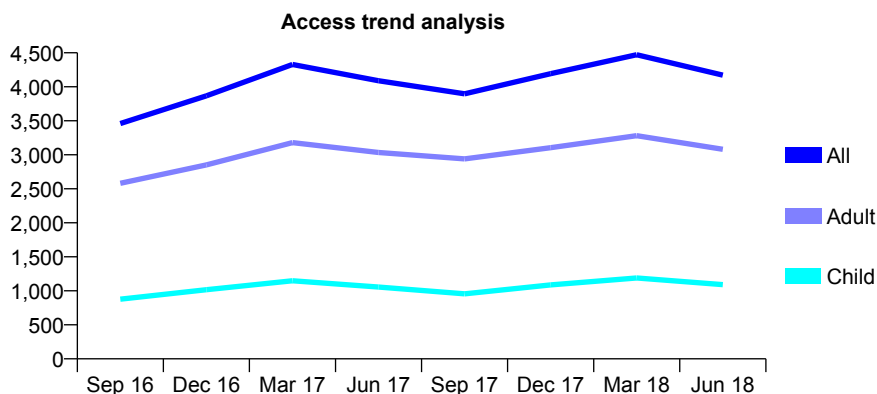
Q69 - Vital Signs At a Glance Contract Report for 184373/0001 - June 2018

Name or company name	Valentine MacGreevy, Arti Sharma and Shi
Contract type name	GDS Contract
Purpose of contract	General
Contract start date	01/04/2015
Contract end date	

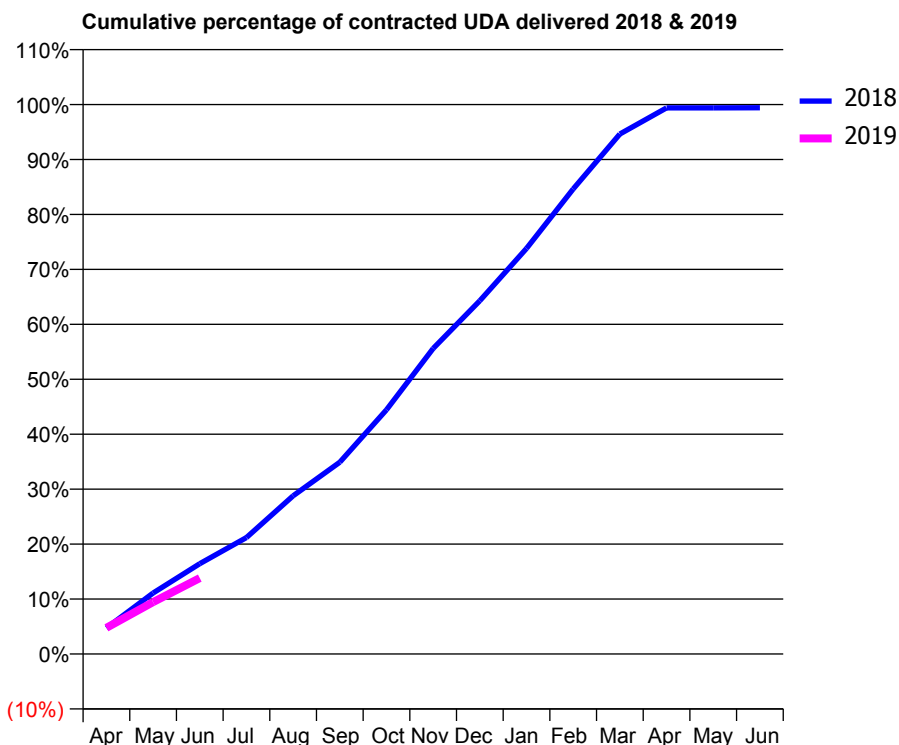
18/19 Contracted general activity (UDA)	11,814
Carry forward general activity (UDA)	0
18/19 Contracted orthodontic activity (UOA)	0
Carry forward orthodontic activity (UOA)	0
Baseline contract value	£331,351.54

ACCESS*

Patients seen in 24 months	Total	Change since previous quarter
Quarter ending June 2017	4,089	
Quarter ending September 2017	3,897	↓
Quarter ending December 2017	4,193	↑
Quarter ending March 2018	4,472	↑
Quarter ending June 2018	4,172	↓
Variance since June 2017	2.0%	↑



ACTIVITY



Month	Adjusted Scheduled Activity (UDA)	
	2018	2019
April	560	563
May	1,311	1,116
June	1,942	1,631
July	2,504	
August	3,402	
September	4,123	
October	5,250	
November	6,570	
December	7,597	
January	8,721	
February	9,998	
March	11,181	
April	11,741	
May	11,741	
June	11,743	

QUALITY

	Quantity	Base Number	Contract	AT	Region	England
% of FP17s for the same patient ID Re-attending within 3 months - Children	22	394	5.6%	11.0%	11.0%	11.5%
% of FP17s for the same patient ID Re-attending within 3 months - Adults	83	827	10.0%	14.8%	15.3%	15.4%
% of FP17s for the same patient ID Re-attending between 3 & 9 months - Children	209	394	53.0%	59.0%	61.2%	58.9%
% of FP17s for the same patient ID Re-attending between 3 & 9 months - Adults	470	827	56.8%	49.5%	52.9%	51.6%
% of FP17s for Band 1 Urgent Courses	82	949	8.6%	9.7%	9.4%	8.9%
% of FP17s Relating to Free Repair or Replacements	1	949	0.1%	0.7%	0.7%	0.8%
% of FP17s Relating to Continuations	4	949	0.4%	0.7%	0.9%	0.9%
% of Patients satisfied with the dentistry they have received	1	1	N/A	94.8%	93.6%	93.2%
% of Patients satisfied with the time they had to wait for an appointment	1	1	N/A	88.9%	88.8%	88.8%

* This is based on patients treated on this contract for their most recent course of treatment. Figures in italics indicate the base number of FP17s or Patient Questionnaire responses are less than 100. N/A is shown where the base number of responses is less than 10 during the period. % is calculated as Quantity/Base number*100

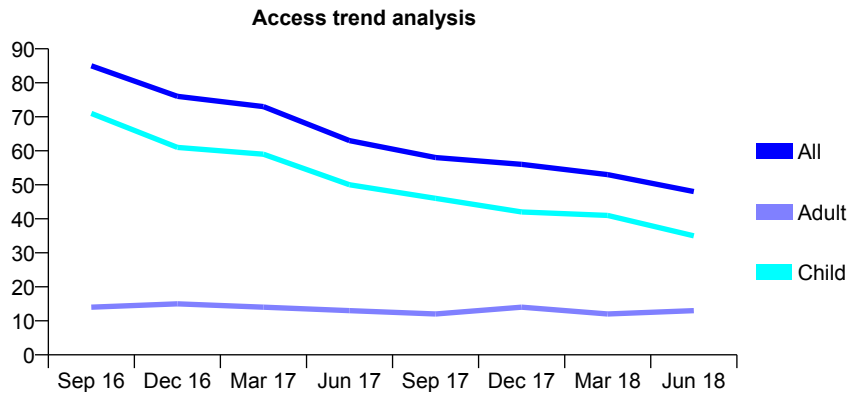
Q69 - Vital Signs At a Glance Contract Report for 186171/0001 - June 2018

Name or company name	MR AK MURGAI
Contract type name	GDS Contract
Purpose of contract	General
Contract start date	28/02/2014
Contract end date	

18/19 Contracted general activity (UDA)	200
Carry forward general activity (UDA)	0
18/19 Contracted orthodontic activity (UOA)	0
Carry forward orthodontic activity (UOA)	0
Baseline contract value	£4,714.03

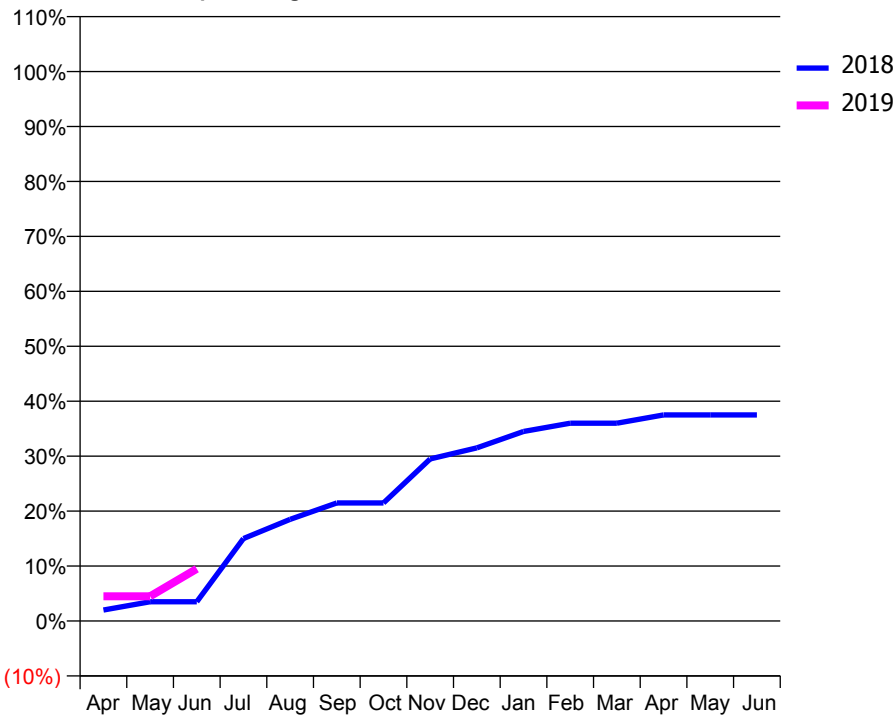
ACCESS*

Patients seen in 24 months	Total	Change since previous quarter
Quarter ending June 2017	63	
Quarter ending September 2017	58	↓
Quarter ending December 2017	56	↓
Quarter ending March 2018	53	↓
Quarter ending June 2018	48	↓
Variance since June 2017	(23.8%)	↓



ACTIVITY

Cumulative percentage of contracted UDA delivered 2018 & 2019



Month	Adjusted Scheduled Activity (UDA)	
	2018	2019
April	4	9
May	7	9
June	7	19
July	30	
August	37	
September	43	
October	43	
November	59	
December	63	
January	69	
February	72	
March	72	
April	75	
May	75	
June	75	

QUALITY

	Quantity	Base Number	Contract	AT	Region	England
% of FP17s for the same patient ID Re-attending within 3 months - Children	0	15	0.0%	11.0%	11.0%	11.5%
% of FP17s for the same patient ID Re-attending within 3 months - Adults	0	1	0.0%	14.8%	15.3%	15.4%
% of FP17s for the same patient ID Re-attending between 3 & 9 months - Children	12	15	80.0%	59.0%	61.2%	58.9%
% of FP17s for the same patient ID Re-attending between 3 & 9 months - Adults	0	1	0.0%	49.5%	52.9%	51.6%
% of FP17s for Band 1 Urgent Courses	0	15	0.0%	9.7%	9.4%	8.9%
% of FP17s Relating to Free Repair or Replacements	0	15	0.0%	0.7%	0.7%	0.8%
% of FP17s Relating to Continuations	0	15	0.0%	0.7%	0.9%	0.9%
% of Patients satisfied with the dentistry they have received	0	0	N/A	94.8%	93.6%	93.2%
% of Patients satisfied with the time they had to wait for an appointment	0	0	N/A	88.9%	88.8%	88.8%

* This is based on patients treated on this contract for their most recent course of treatment. Figures in italics indicate the base number of FP17s or Patient Questionnaire responses are less than 100. N/A is shown where the base number of responses is less than 10 during the period. % is calculated as Quantity/Base number*100

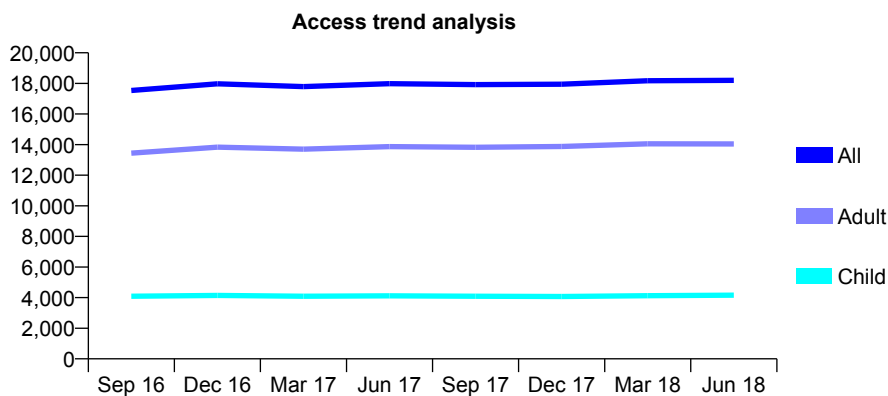
Q69 - Vital Signs At a Glance Contract Report for 186201/0001 - June 2018

Name or company name	Perfect Smile Bracknell Limited
Contract type name	GDS Contract
Purpose of contract	General
Contract start date	01/11/2014
Contract end date	

18/19 Contracted general activity (UDA)	48,508
Carry forward general activity (UDA)	0
18/19 Contracted orthodontic activity (UOA)	0
Carry forward orthodontic activity (UOA)	0
Baseline contract value	£1,219,032.85

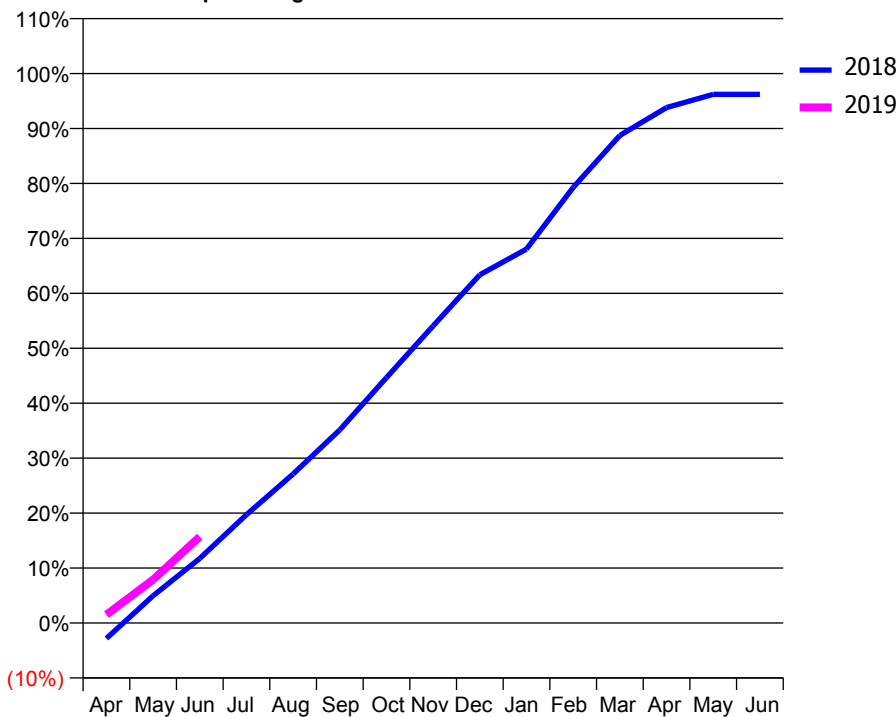
ACCESS*

Patients seen in 24 months	Total	Change since previous quarter
Quarter ending June 2017	17,986	
Quarter ending September 2017	17,919	→
Quarter ending December 2017	17,951	→
Quarter ending March 2018	18,176	→
Quarter ending June 2018	18,204	→
Variance since June 2017	1.2%	→



ACTIVITY

Cumulative percentage of contracted UDA delivered 2018 & 2019



Adjusted Scheduled Activity (UDA)

Month	2018	2019
April	-1,430	738
May	2,499	3,826
June	5,933	7,627
July	9,944	
August	13,679	
September	17,735	
October	22,536	
November	27,282	
December	31,966	
January	34,339	
February	39,987	
March	44,761	
April	47,325	
May	48,538	
June	48,538	

QUALITY

	Quantity	Base Number	Contract	AT	Region	England
% of FP17s for the same patient ID Re-attending within 3 months - Children	86	1,304	6.6%	11.0%	11.0%	11.5%
% of FP17s for the same patient ID Re-attending within 3 months - Adults	579	3,770	15.4%	14.8%	15.3%	15.4%
% of FP17s for the same patient ID Re-attending between 3 & 9 months - Children	659	1,304	50.5%	59.0%	61.2%	58.9%
% of FP17s for the same patient ID Re-attending between 3 & 9 months - Adults	1,624	3,770	43.1%	49.5%	52.9%	51.6%
% of FP17s for Band 1 Urgent Courses	394	3,679	10.7%	9.7%	9.4%	8.9%
% of FP17s Relating to Free Repair or Replacements	36	3,679	1.0%	0.7%	0.7%	0.8%
% of FP17s Relating to Continuations	46	3,679	1.3%	0.7%	0.9%	0.9%
% of Patients satisfied with the dentistry they have received	15	17	88.2%	94.8%	93.6%	93.2%
% of Patients satisfied with the time they had to wait for an appointment	16	17	94.1%	88.9%	88.8%	88.8%

* This is based on patients treated on this contract for their most recent course of treatment. Figures in italics indicate the base number of FP17s or Patient Questionnaire responses are less than 100. N/A is shown where the base number of responses is less than 10 during the period. % is calculated as Quantity/Base number*100

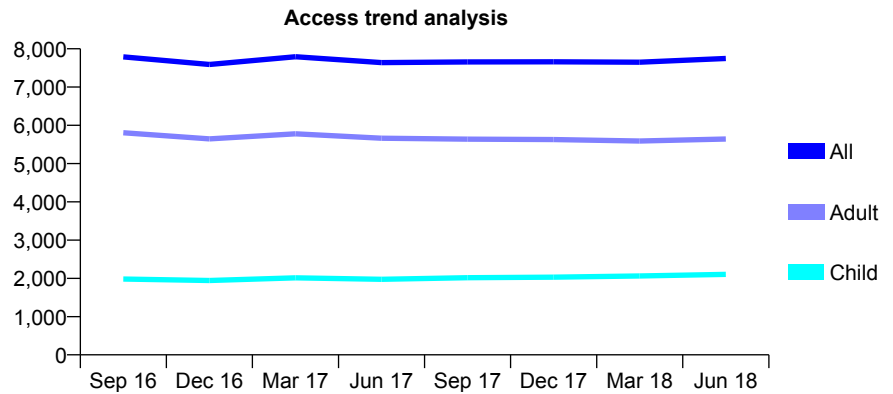
Q69 - Vital Signs At a Glance Contract Report for 186929/0001 - June 2018

Name or company name	Smile Care Twyford Limited
Contract type name	GDS Contract
Purpose of contract	General
Contract start date	01/07/2013
Contract end date	

18/19 Contracted general activity (UDA)	15,956
Carry forward general activity (UDA)	0
18/19 Contracted orthodontic activity (UOA)	0
Carry forward orthodontic activity (UOA)	0
Baseline contract value	£378,917.86

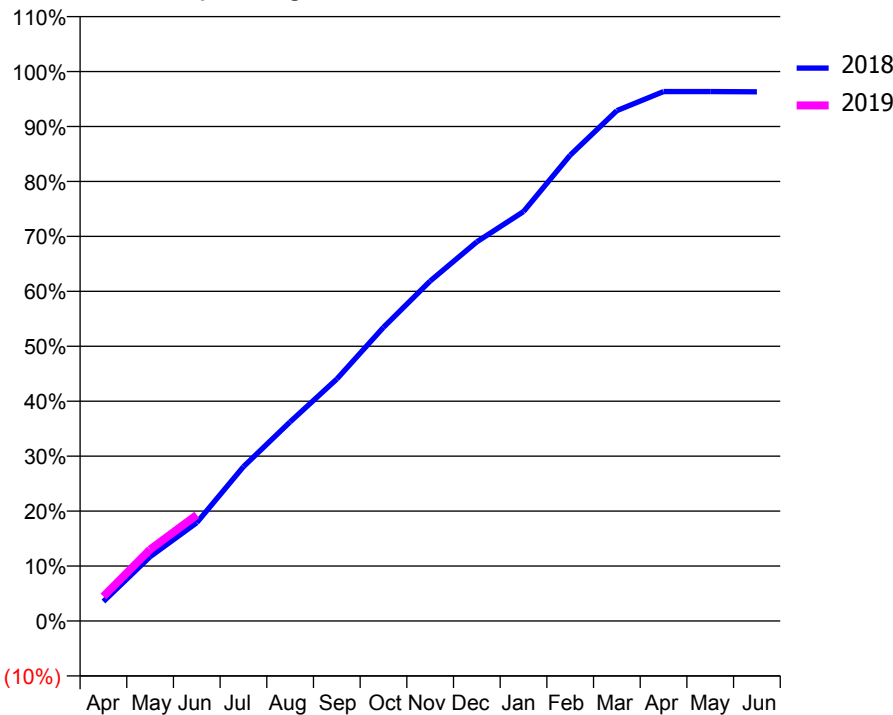
ACCESS*

Patients seen in 24 months	Total	Change since previous quarter
Quarter ending June 2017	7,638	
Quarter ending September 2017	7,655	→
Quarter ending December 2017	7,660	→
Quarter ending March 2018	7,651	→
Quarter ending June 2018	7,746	→
Variance since June 2017	1.4%	→



ACTIVITY

Cumulative percentage of contracted UDA delivered 2018 & 2019



Month	Adjusted Scheduled Activity (UDA)	
	2018	2019
April	568	714
May	1,867	2,076
June	2,857	3,082
July	4,483	
August	5,784	
September	7,024	
October	8,527	
November	9,871	
December	11,009	
January	11,890	
February	13,529	
March	14,821	
April	15,375	
May	15,373	
June	15,368	

QUALITY

	Quantity	Base Number	Contract	AT	Region	England
% of FP17s for the same patient ID Re-attending within 3 months - Children	40	707	5.7%	11.0%	11.0%	11.5%
% of FP17s for the same patient ID Re-attending within 3 months - Adults	182	1,597	11.4%	14.8%	15.3%	15.4%
% of FP17s for the same patient ID Re-attending between 3 & 9 months - Children	405	707	57.3%	59.0%	61.2%	58.9%
% of FP17s for the same patient ID Re-attending between 3 & 9 months - Adults	798	1,597	50.0%	49.5%	52.9%	51.6%
% of FP17s for Band 1 Urgent Courses	140	1,828	7.7%	9.7%	9.4%	8.9%
% of FP17s Relating to Free Repair or Replacements	6	1,828	0.3%	0.7%	0.7%	0.8%
% of FP17s Relating to Continuations	1	1,828	0.1%	0.7%	0.9%	0.9%
% of Patients satisfied with the dentistry they have received	10	10	100.0%	94.8%	93.6%	93.2%
% of Patients satisfied with the time they had to wait for an appointment	10	10	100.0%	88.9%	88.8%	88.8%

* This is based on patients treated on this contract for their most recent course of treatment. Figures in italics indicate the base number of FP17s or Patient Questionnaire responses are less than 100. N/A is shown where the base number of responses is less than 10 during the period. % is calculated as Quantity/Base number*100

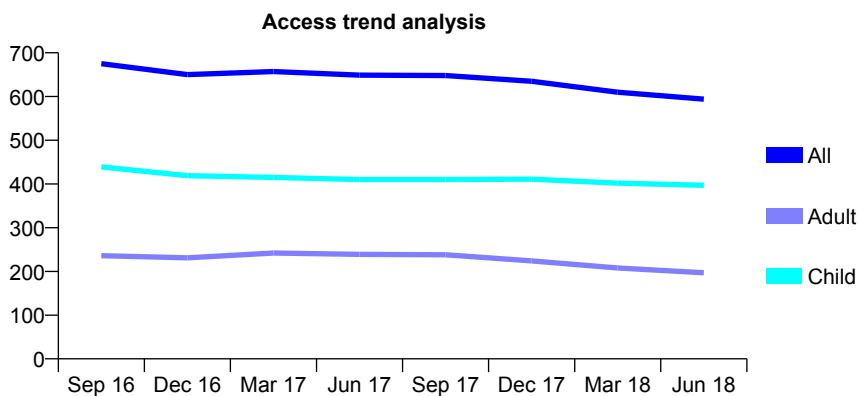
Q69 - Vital Signs At a Glance Contract Report for 188921/0001 - June 2018

Name or company name	Portman Healthcare Limited
Contract type name	GDS Contract
Purpose of contract	General
Contract start date	01/07/2009
Contract end date	

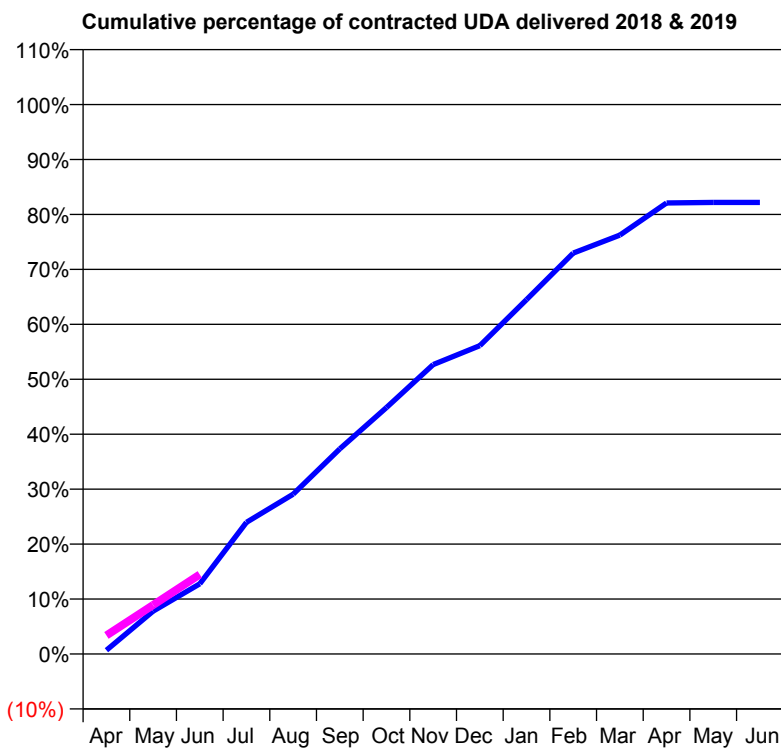
18/19 Contracted general activity (UDA)	1,308
Carry forward general activity (UDA)	0
18/19 Contracted orthodontic activity (UOA)	0
Carry forward orthodontic activity (UOA)	0
Baseline contract value	£31,273.00

ACCESS*

Patients seen in 24 months	Total	Change since previous quarter
Quarter ending June 2017	649	
Quarter ending September 2017	648	→
Quarter ending December 2017	635	↓
Quarter ending March 2018	610	↓
Quarter ending June 2018	594	↓
Variance since June 2017	(8.5%)	↓



ACTIVITY



Adjusted Scheduled Activity (UDA)		
Month	2018	2019
April	9	44
May	102	117
June	167	189
July	313	
August	380	
September	488	
October	587	
November	689	
December	734	
January	844	
February	954	
March	997	
April	1,074	
May	1,075	
June	1,075	

QUALITY

	Quantity	Base Number	Contract	AT	Region	England
% of FP17s for the same patient ID Re-attending within 3 months - Children	9	160	5.6%	11.0%	11.0%	11.5%
% of FP17s for the same patient ID Re-attending within 3 months - Adults	4	34	11.8%	14.8%	15.3%	15.4%
% of FP17s for the same patient ID Re-attending between 3 & 9 months - Children	114	160	71.3%	59.0%	61.2%	58.9%
% of FP17s for the same patient ID Re-attending between 3 & 9 months - Adults	21	34	61.8%	49.5%	52.9%	51.6%
% of FP17s for Band 1 Urgent Courses	12	144	8.3%	9.7%	9.4%	8.9%
% of FP17s Relating to Free Repair or Replacements	0	144	0.0%	0.7%	0.7%	0.8%
% of FP17s Relating to Continuations	0	144	0.0%	0.7%	0.9%	0.9%
% of Patients satisfied with the dentistry they have received	4	4	N/A	94.8%	93.6%	93.2%
% of Patients satisfied with the time they had to wait for an appointment	3	4	N/A	88.9%	88.8%	88.8%

* This is based on patients treated on this contract for their most recent course of treatment. Figures in italics indicate the base number of FP17s or Patient Questionnaire responses are less than 100. N/A is shown where the base number of responses is less than 10 during the period. % is calculated as Quantity/Base number*100

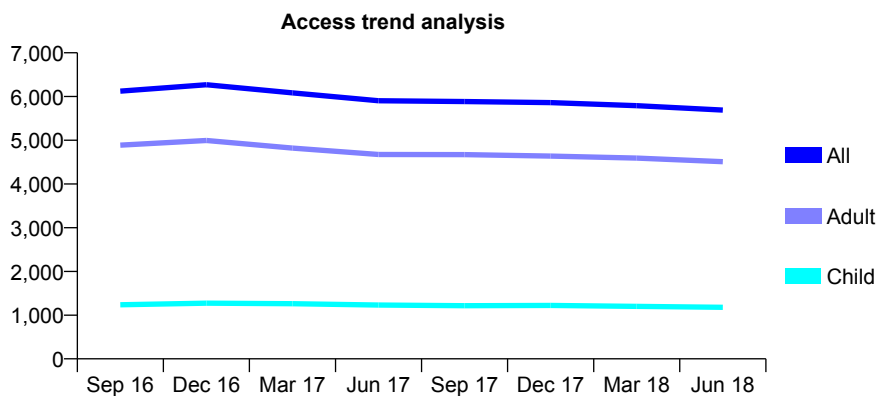
Q69 - Vital Signs At a Glance Contract Report for 189855/0001 - June 2018

Name or company name	Halford House Dental Partnership
Contract type name	GDS Contract
Purpose of contract	General
Contract start date	14/10/2014
Contract end date	

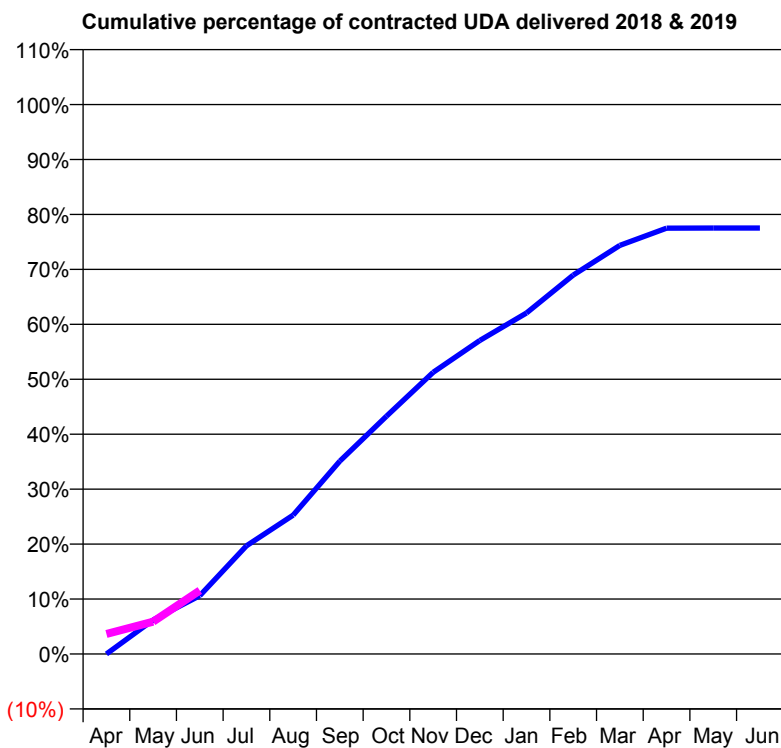
18/19 Contracted general activity (UDA)	19,855
Carry forward general activity (UDA)	0
18/19 Contracted orthodontic activity (UOA)	0
Carry forward orthodontic activity (UOA)	0
Baseline contract value	£436,017.23

ACCESS*

Patients seen in 24 months	Total	Change since previous quarter
Quarter ending June 2017	5,905	
Quarter ending September 2017	5,886	→
Quarter ending December 2017	5,861	→
Quarter ending March 2018	5,792	↓
Quarter ending June 2018	5,689	↓
Variance since June 2017	(3.7%)	↓



ACTIVITY



Month	Adjusted Scheduled Activity (UDA)	
	2018	2019
April	0	727
May	1,231	1,166
June	2,110	2,297
July	3,910	
August	5,017	
September	6,971	
October	8,596	
November	10,177	
December	11,332	
January	12,324	
February	13,689	
March	14,767	
April	15,388	
May	15,391	
June	15,391	

QUALITY

	Quantity	Base Number	Contract	AT	Region	England
% of FP17s for the same patient ID Re-attending within 3 months - Children	27	431	6.3%	11.0%	11.0%	11.5%
% of FP17s for the same patient ID Re-attending within 3 months - Adults	210	1,524	13.8%	14.8%	15.3%	15.4%
% of FP17s for the same patient ID Re-attending between 3 & 9 months - Children	311	431	72.2%	59.0%	61.2%	58.9%
% of FP17s for the same patient ID Re-attending between 3 & 9 months - Adults	1,004	1,524	65.9%	49.5%	52.9%	51.6%
% of FP17s for Band 1 Urgent Courses	123	1,575	7.8%	9.7%	9.4%	8.9%
% of FP17s Relating to Free Repair or Replacements	32	1,575	2.0%	0.7%	0.7%	0.8%
% of FP17s Relating to Continuations	30	1,575	1.9%	0.7%	0.9%	0.9%
% of Patients satisfied with the dentistry they have received	8	8	N/A	94.8%	93.6%	93.2%
% of Patients satisfied with the time they had to wait for an appointment	7	8	N/A	88.9%	88.8%	88.8%

* This is based on patients treated on this contract for their most recent course of treatment. Figures in italics indicate the base number of FP17s or Patient Questionnaire responses are less than 100. N/A is shown where the base number of responses is less than 10 during the period. % is calculated as Quantity/Base number*100

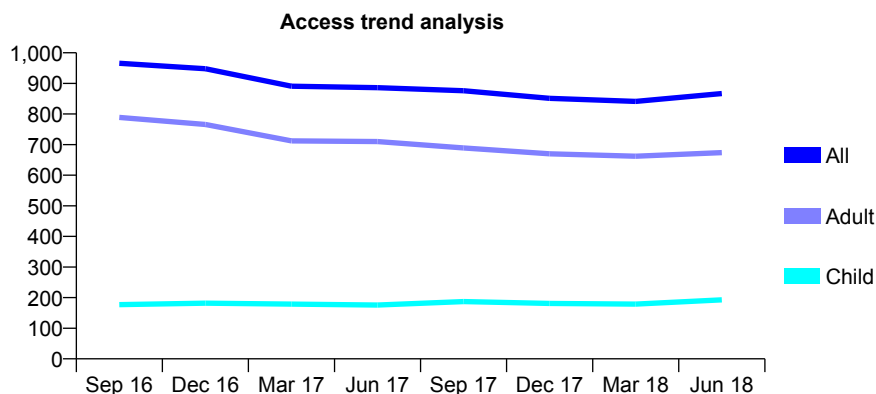
Q69 - Vital Signs At a Glance Contract Report for 190764/0001 - June 2018

Name or company name	The Dental Practice
Contract type name	GDS Contract
Purpose of contract	General
Contract start date	01/08/2012
Contract end date	

18/19 Contracted general activity (UDA)	4,946
Carry forward general activity (UDA)	0
18/19 Contracted orthodontic activity (UOA)	0
Carry forward orthodontic activity (UOA)	0
Baseline contract value	£119,132.91

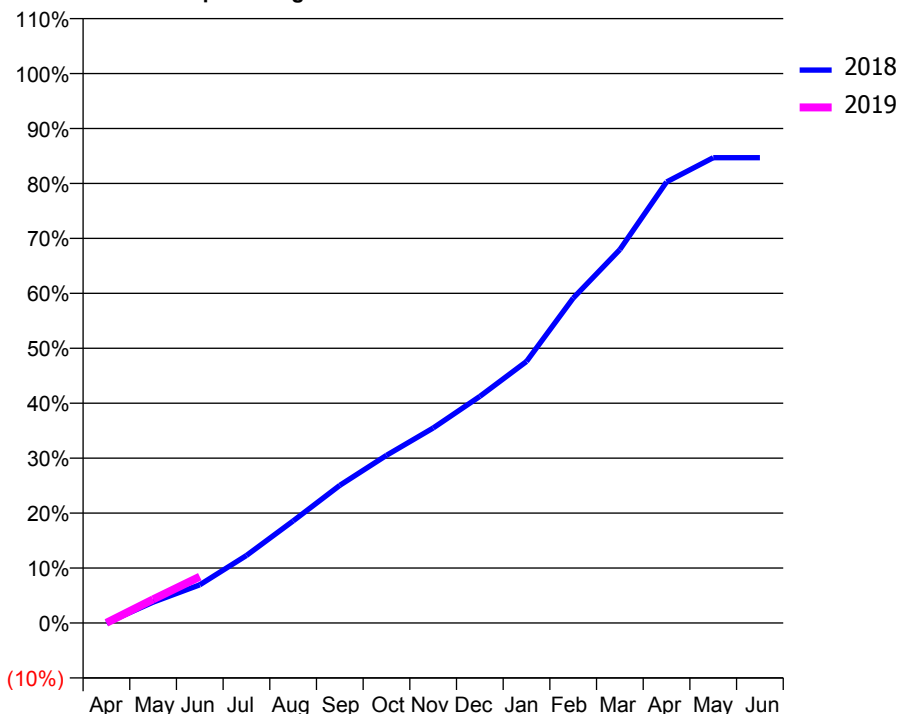
ACCESS*

Patients seen in 24 months	Total	Change since previous quarter
Quarter ending June 2017	886	
Quarter ending September 2017	876	↓
Quarter ending December 2017	851	↓
Quarter ending March 2018	841	↓
Quarter ending June 2018	867	↑
Variance since June 2017	(2.1%)	↓



ACTIVITY

Cumulative percentage of contracted UDA delivered 2018 & 2019



Adjusted Scheduled Activity (UDA)

Month	2018	2019
April	0	2
May	187	213
June	344	417
July	608	
August	919	
September	1,239	
October	1,509	
November	1,755	
December	2,040	
January	2,354	
February	2,925	
March	3,361	
April	3,970	
May	4,188	
June	4,188	

QUALITY

	Quantity	Base Number	Contract	AT	Region	England
% of FP17s for the same patient ID Re-attending within 3 months - Children	5	66	7.6%	11.0%	11.0%	11.5%
% of FP17s for the same patient ID Re-attending within 3 months - Adults	48	218	22.0%	14.8%	15.3%	15.4%
% of FP17s for the same patient ID Re-attending between 3 & 9 months - Children	24	66	36.4%	59.0%	61.2%	58.9%
% of FP17s for the same patient ID Re-attending between 3 & 9 months - Adults	62	218	28.4%	49.5%	52.9%	51.6%
% of FP17s for Band 1 Urgent Courses	36	147	24.5%	9.7%	9.4%	8.9%
% of FP17s Relating to Free Repair or Replacements	1	147	0.7%	0.7%	0.7%	0.8%
% of FP17s Relating to Continuations	0	147	0.0%	0.7%	0.9%	0.9%
% of Patients satisfied with the dentistry they have received	3	3	N/A	94.8%	93.6%	93.2%
% of Patients satisfied with the time they had to wait for an appointment	3	3	N/A	88.9%	88.8%	88.8%

* This is based on patients treated on this contract for their most recent course of treatment. Figures in italics indicate the base number of FP17s or Patient Questionnaire responses are less than 100. N/A is shown where the base number of responses is less than 10 during the period. % is calculated as Quantity/Base number*100

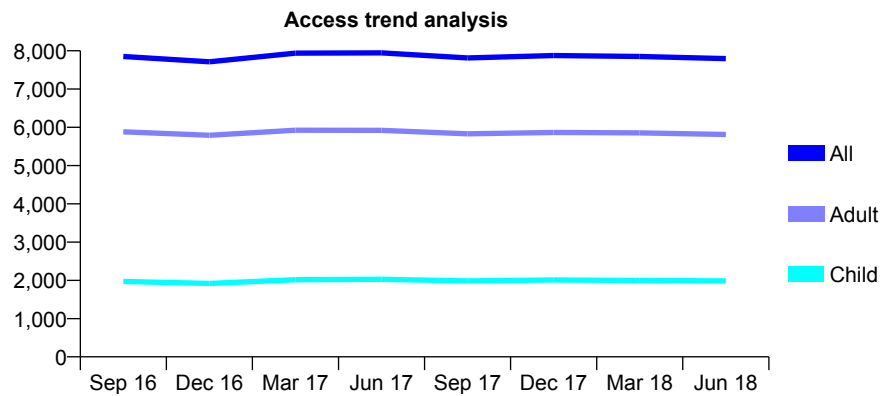
Q69 - Vital Signs At a Glance Contract Report for 193550/0001 - June 2018

Name or company name	Banbury Dental Surgery
Contract type name	GDS Contract
Purpose of contract	General
Contract start date	01/08/2009
Contract end date	

18/19 Contracted general activity (UDA)	22,000
Carry forward general activity (UDA)	0
18/19 Contracted orthodontic activity (UOA)	0
Carry forward orthodontic activity (UOA)	0
Baseline contract value	£494,548.80

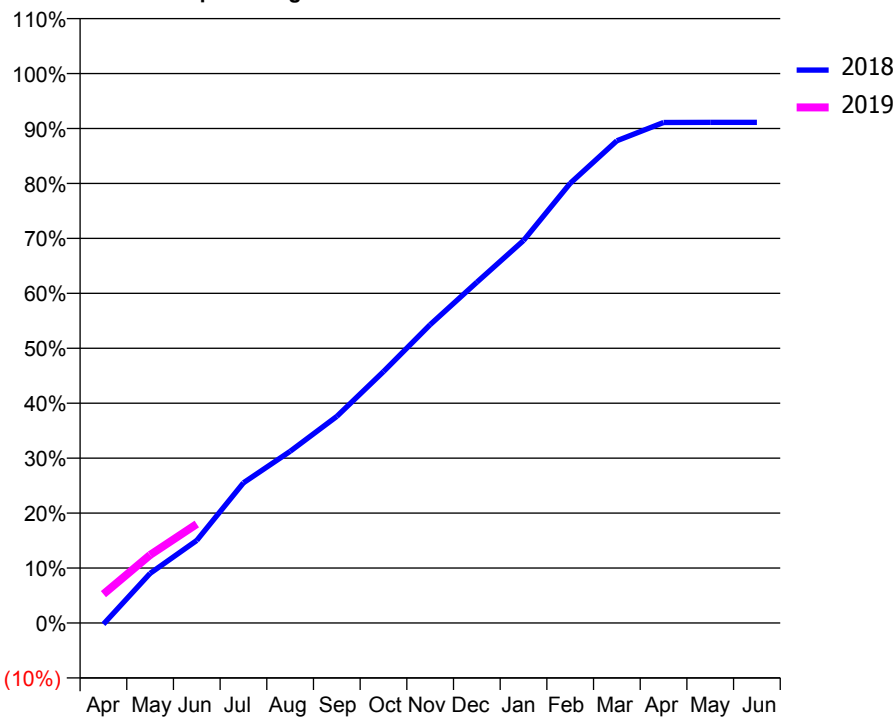
ACCESS*

Patients seen in 24 months	Total	Change since previous quarter
Quarter ending June 2017	7,946	
Quarter ending September 2017	7,815	↓
Quarter ending December 2017	7,877	→
Quarter ending March 2018	7,851	→
Quarter ending June 2018	7,797	→
Variance since June 2017	(1.9%)	↓



ACTIVITY

Cumulative percentage of contracted UDA delivered 2018 & 2019



Month	Adjusted Scheduled Activity (UDA)	
	2018	2019
April	-50	1,155
May	1,991	2,724
June	3,305	3,966
July	5,616	
August	6,875	
September	8,273	
October	10,068	
November	11,948	
December	13,642	
January	15,316	
February	17,606	
March	19,307	
April	20,040	
May	20,042	
June	20,042	

QUALITY

	Quantity	Base Number	Contract	AT	Region	England
% of FP17s for the same patient ID Re-attending within 3 months - Children	62	708	8.8%	11.0%	11.0%	11.5%
% of FP17s for the same patient ID Re-attending within 3 months - Adults	277	1,907	14.5%	14.8%	15.3%	15.4%
% of FP17s for the same patient ID Re-attending between 3 & 9 months - Children	449	708	63.4%	59.0%	61.2%	58.9%
% of FP17s for the same patient ID Re-attending between 3 & 9 months - Adults	1,030	1,907	54.0%	49.5%	52.9%	51.6%
% of FP17s for Band 1 Urgent Courses	219	2,217	9.9%	9.7%	9.4%	8.9%
% of FP17s Relating to Free Repair or Replacements	19	2,217	0.9%	0.7%	0.7%	0.8%
% of FP17s Relating to Continuations	8	2,217	0.4%	0.7%	0.9%	0.9%
% of Patients satisfied with the dentistry they have received	16	19	84.2%	94.8%	93.6%	93.2%
% of Patients satisfied with the time they had to wait for an appointment	18	19	94.7%	88.9%	88.8%	88.8%

* This is based on patients treated on this contract for their most recent course of treatment. Figures in italics indicate the base number of FP17s or Patient Questionnaire responses are less than 100. N/A is shown where the base number of responses is less than 10 during the period. % is calculated as Quantity/Base number*100

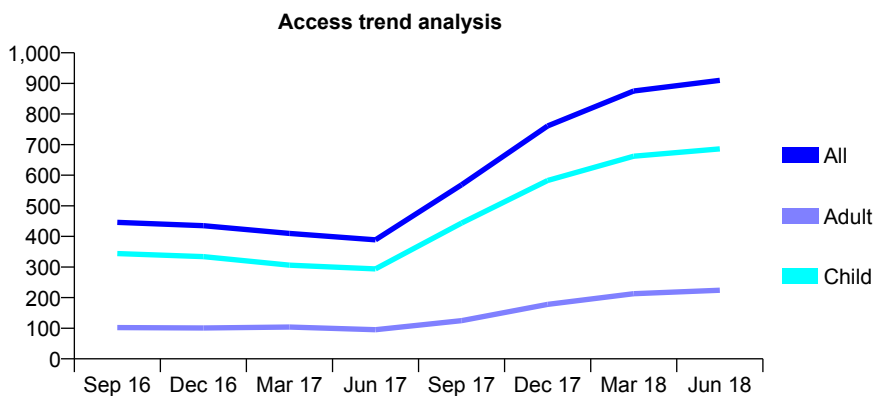
Q69 - Vital Signs At a Glance Contract Report for 195057/0001 - June 2018

Name or company name	AM Dentalcare
Contract type name	GDS Contract
Purpose of contract	General
Contract start date	01/09/2011
Contract end date	

18/19 Contracted general activity (UDA)	2,712
Carry forward general activity (UDA)	0
18/19 Contracted orthodontic activity (UOA)	0
Carry forward orthodontic activity (UOA)	0
Baseline contract value	£64,893.54

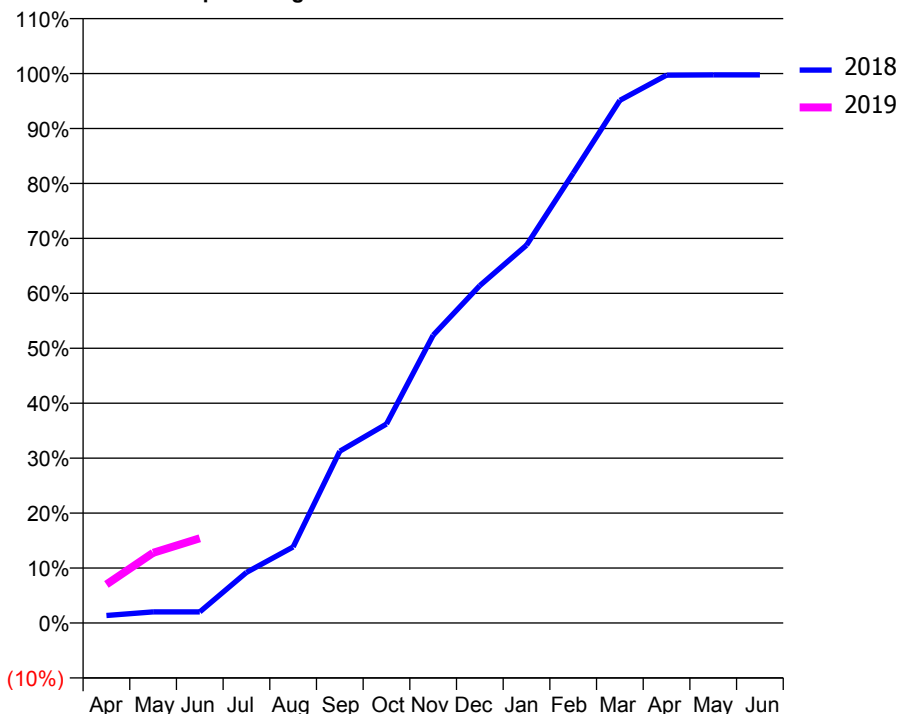
ACCESS*

Patients seen in 24 months	Total	Change since previous quarter
Quarter ending June 2017	389	
Quarter ending September 2017	569	↑
Quarter ending December 2017	761	↑
Quarter ending March 2018	875	↑
Quarter ending June 2018	910	↑
Variance since June 2017	133.9%	↑



ACTIVITY

Cumulative percentage of contracted UDA delivered 2018 & 2019



Adjusted Scheduled Activity (UDA)

Month	2018	2019
April	33	190
May	49	347
June	49	418
July	224	
August	336	
September	759	
October	879	
November	1,271	
December	1,490	
January	1,669	
February	1,987	
March	2,308	
April	2,420	
May	2,421	
June	2,421	

QUALITY

	Quantity	Base Number	Contract	AT	Region	England
% of FP17s for the same patient ID Re-attending within 3 months - Children	11	224	4.9%	11.0%	11.0%	11.5%
% of FP17s for the same patient ID Re-attending within 3 months - Adults	15	63	23.8%	14.8%	15.3%	15.4%
% of FP17s for the same patient ID Re-attending between 3 & 9 months - Children	142	224	63.4%	59.0%	61.2%	58.9%
% of FP17s for the same patient ID Re-attending between 3 & 9 months - Adults	31	63	49.2%	49.5%	52.9%	51.6%
% of FP17s for Band 1 Urgent Courses	12	234	5.1%	9.7%	9.4%	8.9%
% of FP17s Relating to Free Repair or Replacements	0	234	0.0%	0.7%	0.7%	0.8%
% of FP17s Relating to Continuations	3	234	1.3%	0.7%	0.9%	0.9%
% of Patients satisfied with the dentistry they have received	1	1	N/A	94.8%	93.6%	93.2%
% of Patients satisfied with the time they had to wait for an appointment	1	1	N/A	88.9%	88.8%	88.8%

* This is based on patients treated on this contract for their most recent course of treatment. Figures in italics indicate the base number of FP17s or Patient Questionnaire responses are less than 100. N/A is shown where the base number of responses is less than 10 during the period. % is calculated as Quantity/Base number*100

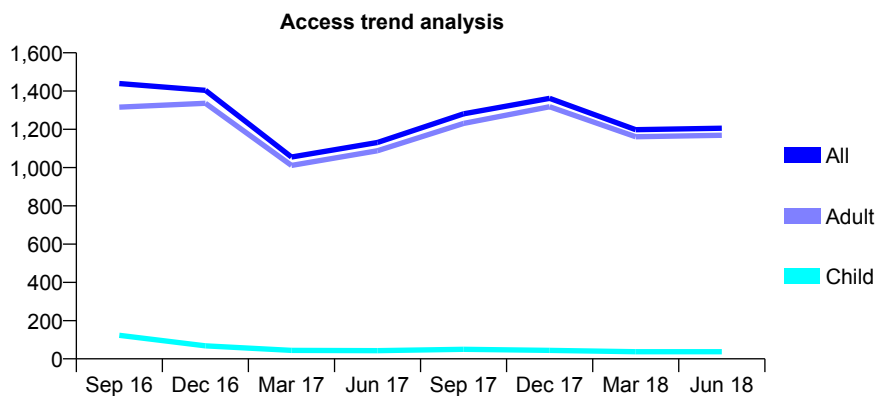
Q69 - Vital Signs At a Glance Contract Report for 195472/0001 - June 2018

Name or company name	DA CLINICS LTD
Contract type name	GDS Contract
Purpose of contract	General
Contract start date	01/04/2008
Contract end date	

18/19 Contracted general activity (UDA)	5,053
Carry forward general activity (UDA)	0
18/19 Contracted orthodontic activity (UOA)	0
Carry forward orthodontic activity (UOA)	0
Baseline contract value	£103,821.51

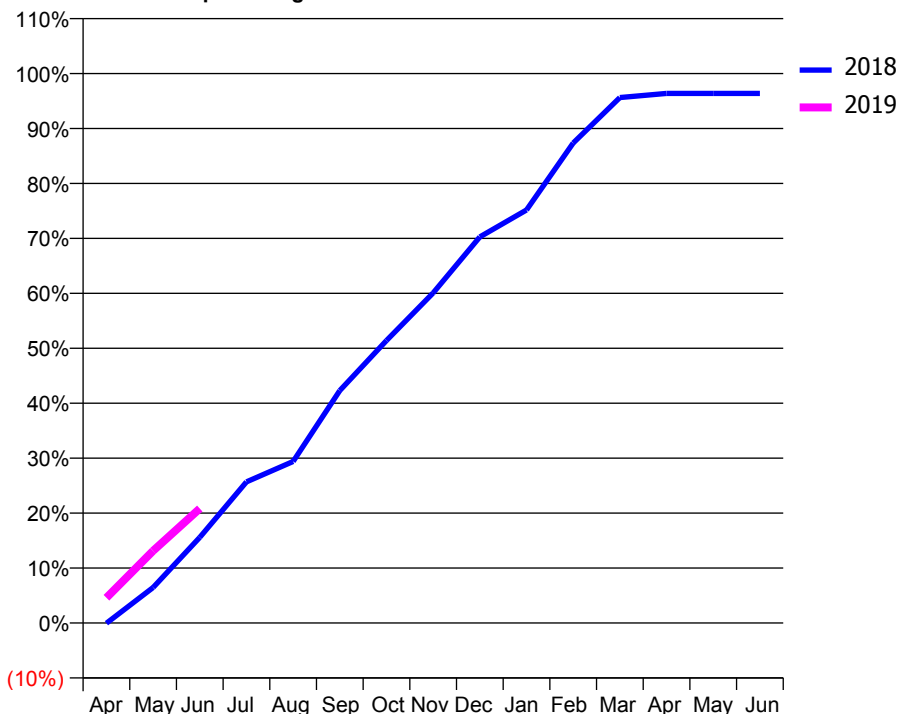
ACCESS*

Patients seen in 24 months	Total	Change since previous quarter
Quarter ending June 2017	1,131	
Quarter ending September 2017	1,281	↑
Quarter ending December 2017	1,362	↑
Quarter ending March 2018	1,198	↓
Quarter ending June 2018	1,206	→
Variance since June 2017	6.6%	↑



ACTIVITY

Cumulative percentage of contracted UDA delivered 2018 & 2019



Month	Adjusted Scheduled Activity (UDA)	
	2018	2019
April	-4	233
May	326	664
June	788	1,053
July	1,298	
August	1,486	
September	2,137	
October	2,597	
November	3,036	
December	3,551	
January	3,799	
February	4,414	
March	4,832	
April	4,870	
May	4,870	
June	4,870	

QUALITY

	Quantity	Base Number	Contract	AT	Region	England
% of FP17s for the same patient ID Re-attending within 3 months - Children	0	16	0.0%	11.0%	11.0%	11.5%
% of FP17s for the same patient ID Re-attending within 3 months - Adults	66	579	11.4%	14.8%	15.3%	15.4%
% of FP17s for the same patient ID Re-attending between 3 & 9 months - Children	1	16	6.3%	59.0%	61.2%	58.9%
% of FP17s for the same patient ID Re-attending between 3 & 9 months - Adults	415	579	71.7%	49.5%	52.9%	51.6%
% of FP17s for Band 1 Urgent Courses	35	587	6.0%	9.7%	9.4%	8.9%
% of FP17s Relating to Free Repair or Replacements	1	587	0.2%	0.7%	0.7%	0.8%
% of FP17s Relating to Continuations	16	587	2.7%	0.7%	0.9%	0.9%
% of Patients satisfied with the dentistry they have received	1	1	N/A	94.8%	93.6%	93.2%
% of Patients satisfied with the time they had to wait for an appointment	1	1	N/A	88.9%	88.8%	88.8%

* This is based on patients treated on this contract for their most recent course of treatment. Figures in italics indicate the base number of FP17s or Patient Questionnaire responses are less than 100. N/A is shown where the base number of responses is less than 10 during the period. % is calculated as Quantity/Base number*100

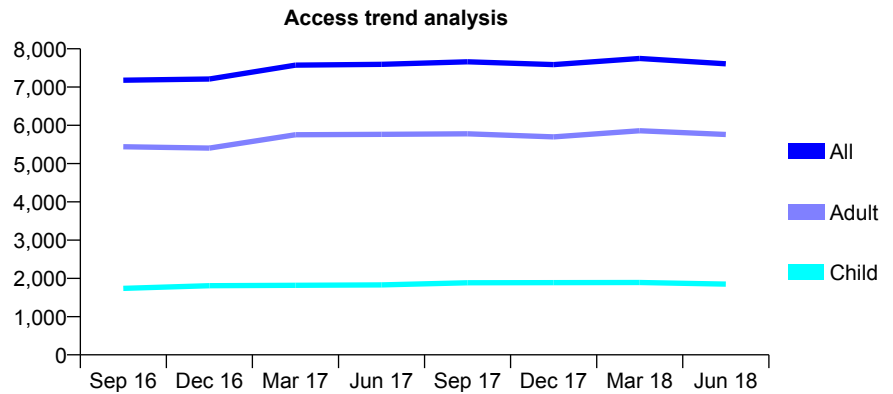
Q69 - Vital Signs At a Glance Contract Report for 195472/0002 - June 2018

Name or company name	DA CLINICS LTD
Contract type name	GDS Contract
Purpose of contract	General
Contract start date	01/04/2008
Contract end date	

18/19 Contracted general activity (UDA)	22,660
Carry forward general activity (UDA)	0
18/19 Contracted orthodontic activity (UOA)	0
Carry forward orthodontic activity (UOA)	0
Baseline contract value	£550,886.02

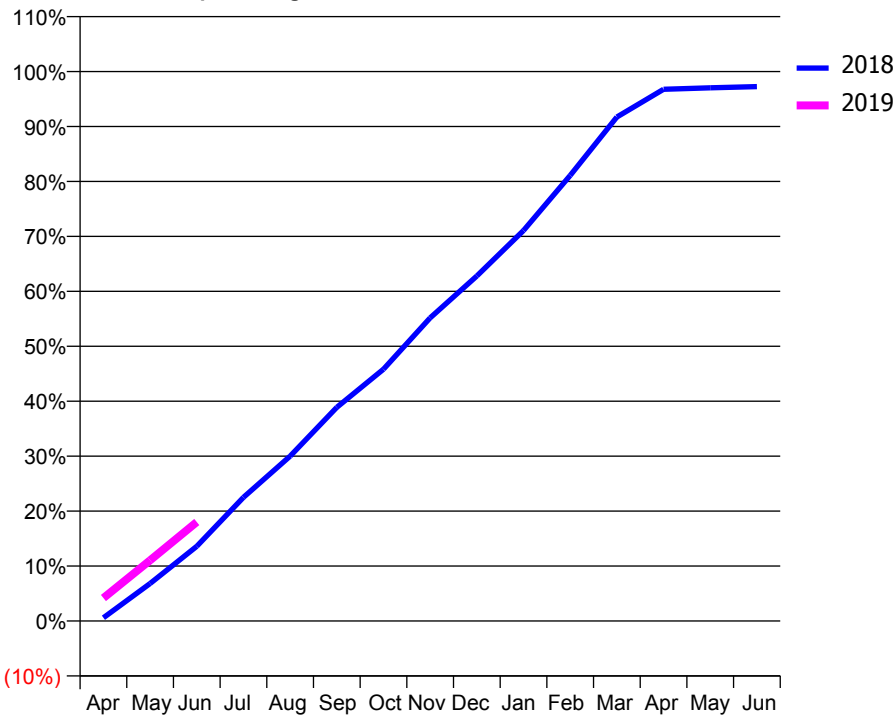
ACCESS*

Patients seen in 24 months	Total	Change since previous quarter
Quarter ending June 2017	7,593	
Quarter ending September 2017	7,661	→
Quarter ending December 2017	7,588	→
Quarter ending March 2018	7,748	↑
Quarter ending June 2018	7,609	↓
Variance since June 2017	0.2%	→



ACTIVITY

Cumulative percentage of contracted UDA delivered 2018 & 2019



Month	Adjusted Scheduled Activity (UDA)	
	2018	2019
April	135	947
May	1,549	2,502
June	3,080	4,080
July	5,098	
August	6,797	
September	8,811	
October	10,385	
November	12,499	
December	14,230	
January	16,105	
February	18,375	
March	20,781	
April	21,929	
May	21,986	
June	22,038	

QUALITY

	Quantity	Base Number	Contract	AT	Region	England
% of FP17s for the same patient ID Re-attending within 3 months - Children	34	688	4.9%	11.0%	11.0%	11.5%
% of FP17s for the same patient ID Re-attending within 3 months - Adults	256	2,194	11.7%	14.8%	15.3%	15.4%
% of FP17s for the same patient ID Re-attending between 3 & 9 months - Children	481	688	69.9%	59.0%	61.2%	58.9%
% of FP17s for the same patient ID Re-attending between 3 & 9 months - Adults	1,490	2,194	67.9%	49.5%	52.9%	51.6%
% of FP17s for Band 1 Urgent Courses	97	2,296	4.2%	9.7%	9.4%	8.9%
% of FP17s Relating to Free Repair or Replacements	15	2,296	0.7%	0.7%	0.7%	0.8%
% of FP17s Relating to Continuations	18	2,296	0.8%	0.7%	0.9%	0.9%
% of Patients satisfied with the dentistry they have received	8	8	N/A	94.8%	93.6%	93.2%
% of Patients satisfied with the time they had to wait for an appointment	8	8	N/A	88.9%	88.8%	88.8%

* This is based on patients treated on this contract for their most recent course of treatment. Figures in italics indicate the base number of FP17s or Patient Questionnaire responses are less than 100. N/A is shown where the base number of responses is less than 10 during the period. % is calculated as Quantity/Base number*100

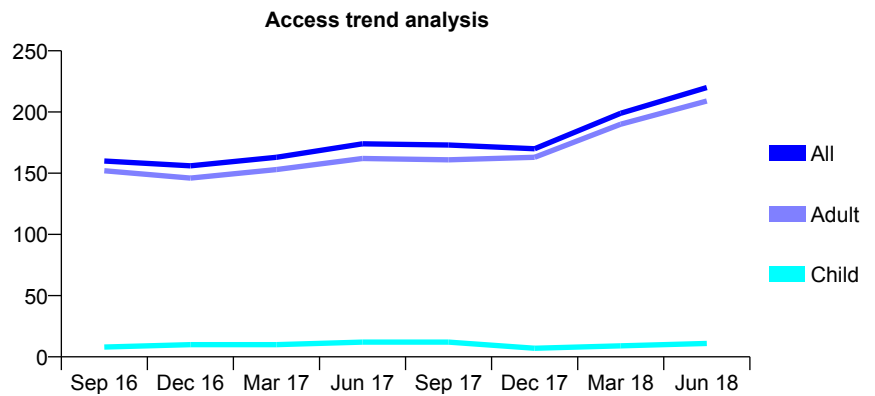
Q69 - Vital Signs At a Glance Contract Report for 195472/0003 - June 2018

Name or company name	DA CLINICS LTD
Contract type name	PDS Contract
Purpose of contract	General
Contract start date	01/04/2008
Contract end date	31/03/2019

18/19 Contracted general activity (UDA)	1,204
Carry forward general activity (UDA)	0
18/19 Contracted orthodontic activity (UOA)	0
Carry forward orthodontic activity (UOA)	0
Baseline contract value	£53,532.27

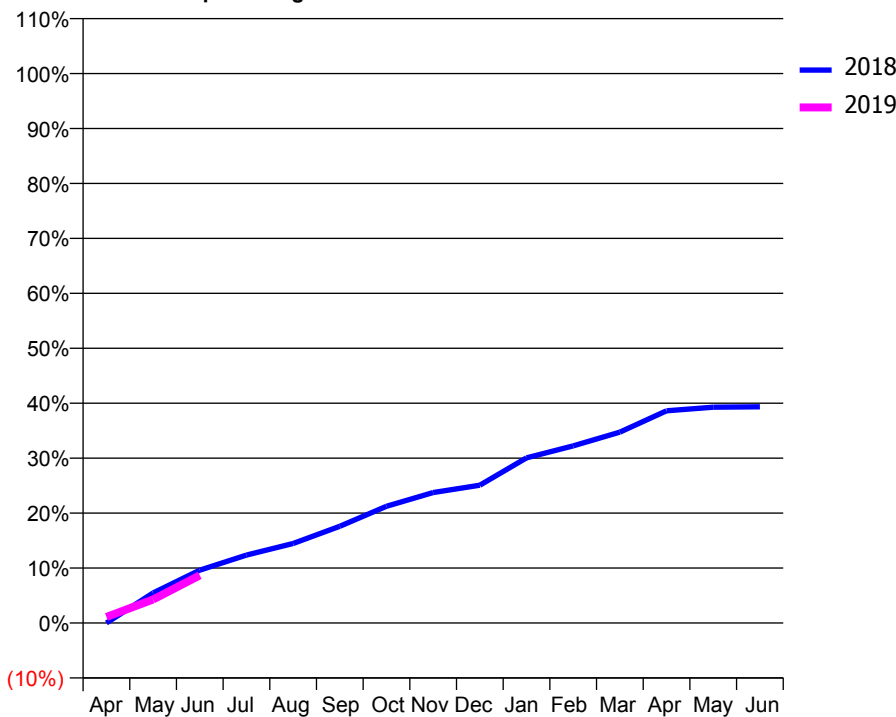
ACCESS*

Patients seen in 24 months	Total	Change since previous quarter
Quarter ending June 2017	174	
Quarter ending September 2017	173	→
Quarter ending December 2017	170	↓
Quarter ending March 2018	199	↑
Quarter ending June 2018	220	↑
Variance since June 2017	26.4%	↑



ACTIVITY

Cumulative percentage of contracted UDA delivered 2018 & 2019



Month	Adjusted Scheduled Activity (UDA)	
	2018	2019
April	0	13
May	66	52
June	116	104
July	149	
August	174	
September	212	
October	256	
November	286	
December	302	
January	362	
February	388	
March	418	
April	465	
May	473	
June	474	

QUALITY

	Quantity	Base Number	Contract	AT	Region	England
% of FP17s for the same patient ID Re-attending within 3 months - Children	0	9	0.0%	11.0%	11.0%	11.5%
% of FP17s for the same patient ID Re-attending within 3 months - Adults	1	111	0.9%	14.8%	15.3%	15.4%
% of FP17s for the same patient ID Re-attending between 3 & 9 months - Children	0	9	0.0%	59.0%	61.2%	58.9%
% of FP17s for the same patient ID Re-attending between 3 & 9 months - Adults	0	111	0.0%	49.5%	52.9%	51.6%
% of FP17s for Band 1 Urgent Courses	67	76	88.2%	9.7%	9.4%	8.9%
% of FP17s Relating to Free Repair or Replacements	0	76	0.0%	0.7%	0.7%	0.8%
% of FP17s Relating to Continuations	0	76	0.0%	0.7%	0.9%	0.9%
% of Patients satisfied with the dentistry they have received	0	0	N/A	94.8%	93.6%	93.2%
% of Patients satisfied with the time they had to wait for an appointment	0	0	N/A	88.9%	88.8%	88.8%

* This is based on patients treated on this contract for their most recent course of treatment. Figures in italics indicate the base number of FP17s or Patient Questionnaire responses are less than 100. N/A is shown where the base number of responses is less than 10 during the period. % is calculated as Quantity/Base number*100

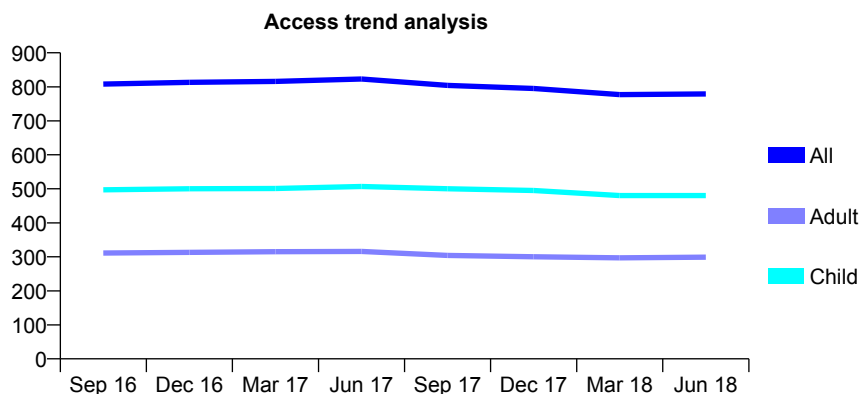
Q69 - Vital Signs At a Glance Contract Report for 195537/0001 - June 2018

Name or company name	Charlbury Dental Practice
Contract type name	GDS Contract
Purpose of contract	General
Contract start date	01/09/2012
Contract end date	

18/19 Contracted general activity (UDA)	2,183
Carry forward general activity (UDA)	0
18/19 Contracted orthodontic activity (UOA)	0
Carry forward orthodontic activity (UOA)	0
Baseline contract value	£48,743.35

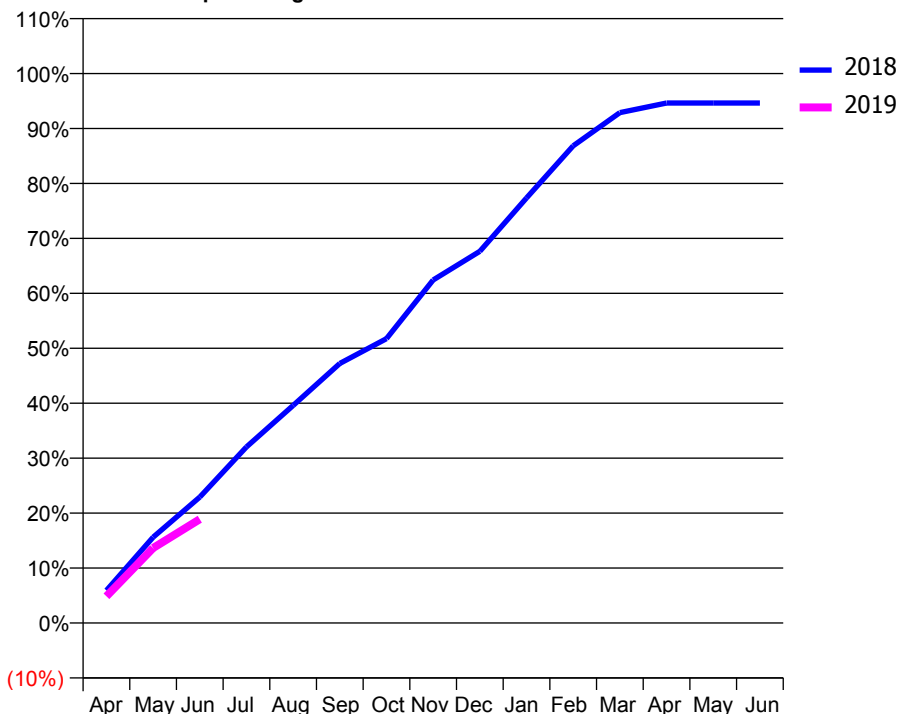
ACCESS*

Patients seen in 24 months	Total	Change since previous quarter
Quarter ending June 2017	823	
Quarter ending September 2017	804	↓
Quarter ending December 2017	795	↓
Quarter ending March 2018	777	↓
Quarter ending June 2018	779	→
Variance since June 2017	(5.3%)	↓



ACTIVITY

Cumulative percentage of contracted UDA delivered 2018 & 2019



Adjusted Scheduled Activity (UDA)

Month	2018	2019
April	129	106
May	341	298
June	500	413
July	699	
August	864	
September	1,031	
October	1,130	
November	1,363	
December	1,477	
January	1,688	
February	1,896	
March	2,027	
April	2,066	
May	2,066	
June	2,066	

QUALITY

	Quantity	Base Number	Contract	AT	Region	England
% of FP17s for the same patient ID Re-attending within 3 months - Children	16	205	7.8%	11.0%	11.0%	11.5%
% of FP17s for the same patient ID Re-attending within 3 months - Adults	15	94	16.0%	14.8%	15.3%	15.4%
% of FP17s for the same patient ID Re-attending between 3 & 9 months - Children	158	205	77.1%	59.0%	61.2%	58.9%
% of FP17s for the same patient ID Re-attending between 3 & 9 months - Adults	55	94	58.5%	49.5%	52.9%	51.6%
% of FP17s for Band 1 Urgent Courses	18	269	6.7%	9.7%	9.4%	8.9%
% of FP17s Relating to Free Repair or Replacements	0	269	0.0%	0.7%	0.7%	0.8%
% of FP17s Relating to Continuations	7	269	2.6%	0.7%	0.9%	0.9%
% of Patients satisfied with the dentistry they have received	0	0	N/A	94.8%	93.6%	93.2%
% of Patients satisfied with the time they had to wait for an appointment	0	0	N/A	88.9%	88.8%	88.8%

* This is based on patients treated on this contract for their most recent course of treatment. Figures in italics indicate the base number of FP17s or Patient Questionnaire responses are less than 100. N/A is shown where the base number of responses is less than 10 during the period. % is calculated as Quantity/Base number*100

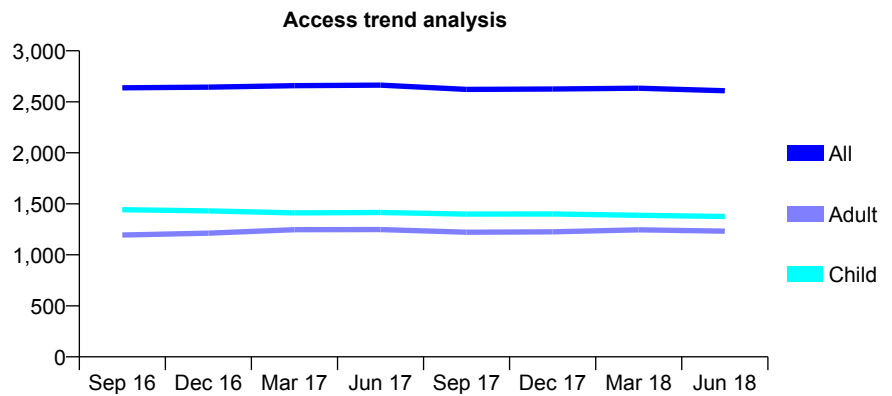
Q69 - Vital Signs At a Glance Contract Report for 197807/0001 - June 2018

Name or company name	Linden Dental Surgery Ltd
Contract type name	GDS Contract
Purpose of contract	General
Contract start date	01/04/2008
Contract end date	

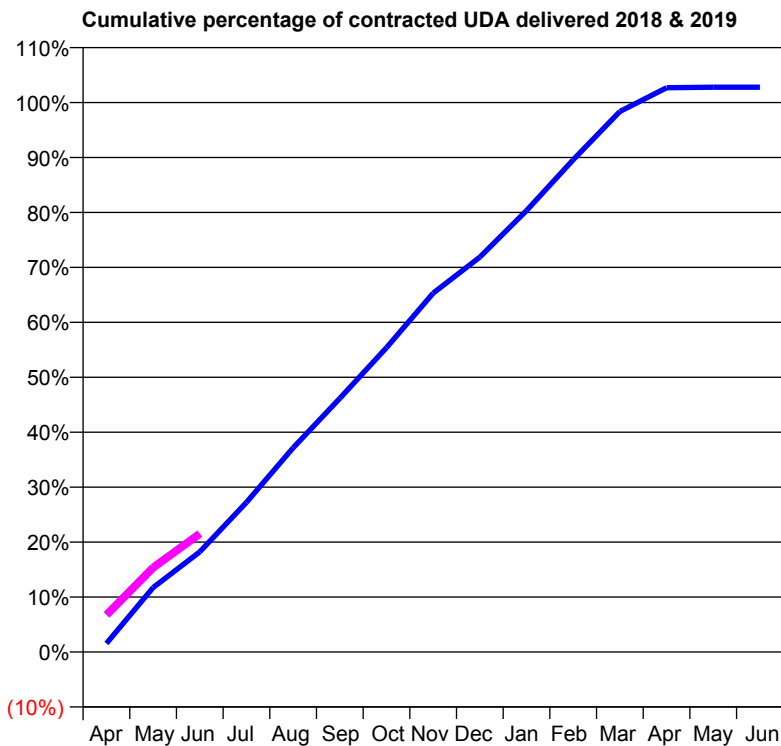
18/19 Contracted general activity (UDA)	5,007
Carry forward general activity (UDA)	0
18/19 Contracted orthodontic activity (UOA)	0
Carry forward orthodontic activity (UOA)	0
Baseline contract value	£110,200.40

ACCESS*

Patients seen in 24 months	Total	Change since previous quarter
Quarter ending June 2017	2,663	
Quarter ending September 2017	2,621	↓
Quarter ending December 2017	2,626	→
Quarter ending March 2018	2,633	→
Quarter ending June 2018	2,608	→
Variance since June 2017	(2.1%)	↓



ACTIVITY



Adjusted Scheduled Activity (UDA)		
Month	2018	2019
April	78	339
May	587	770
June	913	1,078
July	1,364	
August	1,861	
September	2,312	
October	2,773	
November	3,270	
December	3,598	
January	4,022	
February	4,485	
March	4,925	
April	5,141	
May	5,146	
June	5,146	

QUALITY

	Quantity	Base Number	Contract	AT	Region	England
% of FP17s for the same patient ID Re-attending within 3 months - Children	32	452	7.1%	11.0%	11.0%	11.5%
% of FP17s for the same patient ID Re-attending within 3 months - Adults	44	298	14.8%	14.8%	15.3%	15.4%
% of FP17s for the same patient ID Re-attending between 3 & 9 months - Children	241	452	53.3%	59.0%	61.2%	58.9%
% of FP17s for the same patient ID Re-attending between 3 & 9 months - Adults	110	298	36.9%	49.5%	52.9%	51.6%
% of FP17s for Band 1 Urgent Courses	52	636	8.2%	9.7%	9.4%	8.9%
% of FP17s Relating to Free Repair or Replacements	0	636	0.0%	0.7%	0.7%	0.8%
% of FP17s Relating to Continuations	2	636	0.3%	0.7%	0.9%	0.9%
% of Patients satisfied with the dentistry they have received	2	2	N/A	94.8%	93.6%	93.2%
% of Patients satisfied with the time they had to wait for an appointment	2	2	N/A	88.9%	88.8%	88.8%

* This is based on patients treated on this contract for their most recent course of treatment. Figures in italics indicate the base number of FP17s or Patient Questionnaire responses are less than 100. N/A is shown where the base number of responses is less than 10 during the period. % is calculated as Quantity/Base number*100

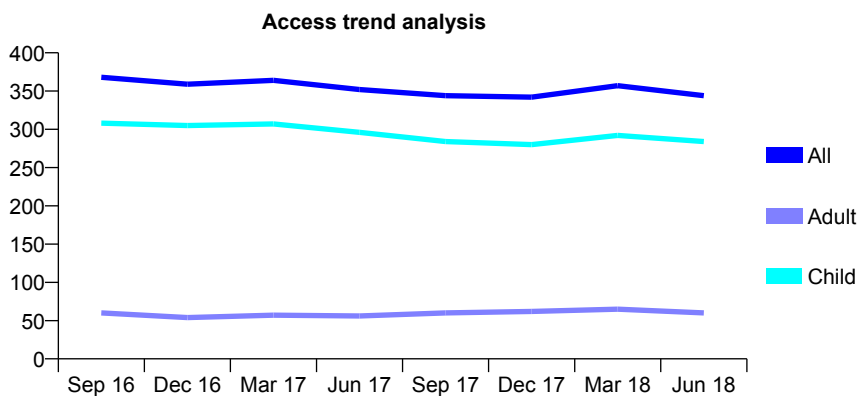
Q69 - Vital Signs At a Glance Contract Report for 198161/0001 - June 2018

Name or company name	Babber,Khabra and Frankel
Contract type name	GDS Contract
Purpose of contract	General
Contract start date	01/05/2012
Contract end date	

18/19 Contracted general activity (UDA)	870
Carry forward general activity (UDA)	0
18/19 Contracted orthodontic activity (UOA)	0
Carry forward orthodontic activity (UOA)	0
Baseline contract value	£21,217.65

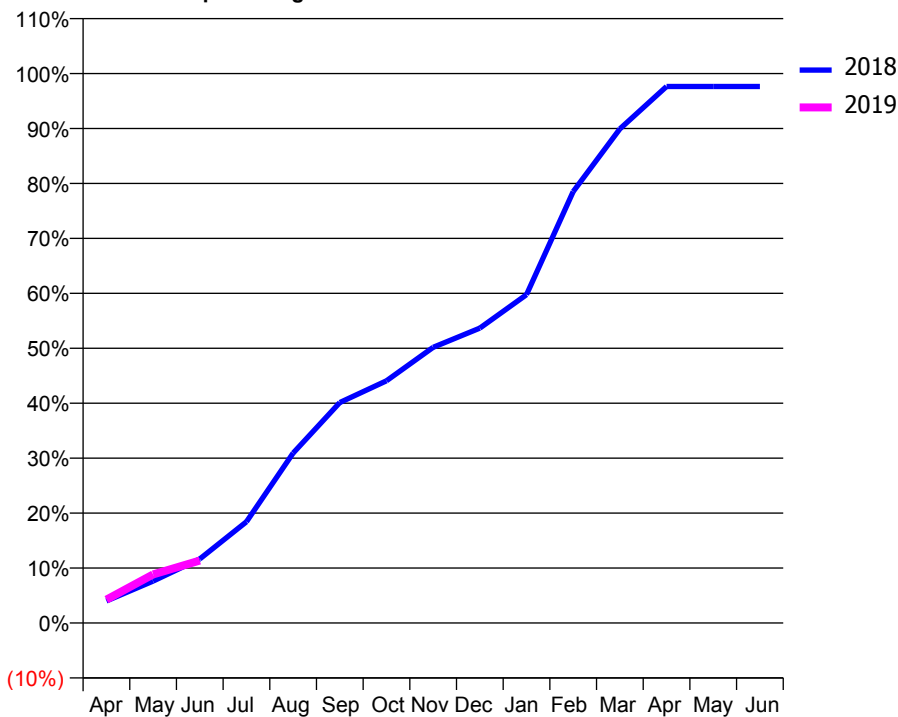
ACCESS*

Patients seen in 24 months	Total	Change since previous quarter
Quarter ending June 2017	352	
Quarter ending September 2017	344	↓
Quarter ending December 2017	342	→
Quarter ending March 2018	357	↑
Quarter ending June 2018	344	↓
Variance since June 2017	(2.3%)	↓



ACTIVITY

Cumulative percentage of contracted UDA delivered 2018 & 2019



Adjusted Scheduled Activity (UDA)

Month	2018	2019
April	35	37
May	66	77
June	101	99
July	160	
August	269	
September	349	
October	384	
November	437	
December	467	
January	520	
February	683	
March	782	
April	849	
May	849	
June	849	

QUALITY

	Quantity	Base Number	Contract	AT	Region	England
% of FP17s for the same patient ID Re-attending within 3 months - Children	7	72	9.7%	11.0%	11.0%	11.5%
% of FP17s for the same patient ID Re-attending within 3 months - Adults	0	10	0.0%	14.8%	15.3%	15.4%
% of FP17s for the same patient ID Re-attending between 3 & 9 months - Children	39	72	54.2%	59.0%	61.2%	58.9%
% of FP17s for the same patient ID Re-attending between 3 & 9 months - Adults	3	10	30.0%	49.5%	52.9%	51.6%
% of FP17s for Band 1 Urgent Courses	0	53	0.0%	9.7%	9.4%	8.9%
% of FP17s Relating to Free Repair or Replacements	0	53	0.0%	0.7%	0.7%	0.8%
% of FP17s Relating to Continuations	0	53	0.0%	0.7%	0.9%	0.9%
% of Patients satisfied with the dentistry they have received	0	0	N/A	94.8%	93.6%	93.2%
% of Patients satisfied with the time they had to wait for an appointment	0	0	N/A	88.9%	88.8%	88.8%

* This is based on patients treated on this contract for their most recent course of treatment. Figures in italics indicate the base number of FP17s or Patient Questionnaire responses are less than 100. N/A is shown where the base number of responses is less than 10 during the period. % is calculated as Quantity/Base number*100

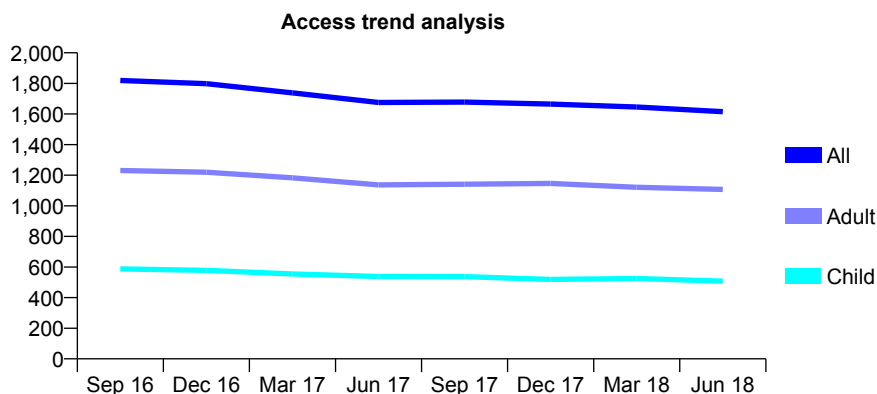
Q69 - Vital Signs At a Glance Contract Report for 198277/0001 - June 2018

Name or company name	IMOGEN DENTAL LTD
Contract type name	GDS Contract
Purpose of contract	General
Contract start date	01/09/2013
Contract end date	

18/19 Contracted general activity (UDA)	3,994
Carry forward general activity (UDA)	0
18/19 Contracted orthodontic activity (UOA)	0
Carry forward orthodontic activity (UOA)	0
Baseline contract value	£98,722.05

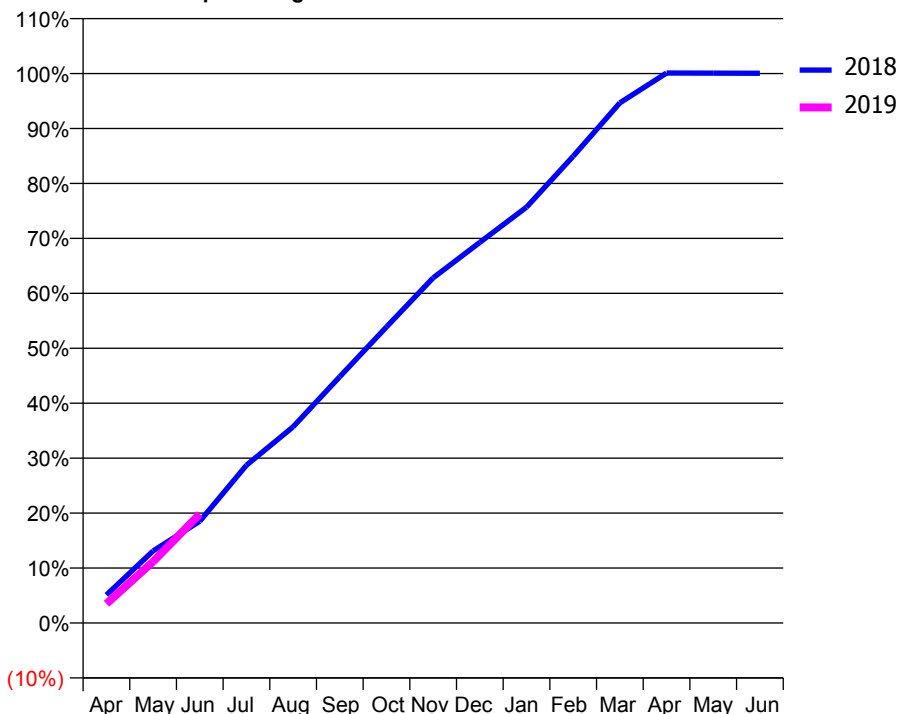
ACCESS*

Patients seen in 24 months	Total	Change since previous quarter
Quarter ending June 2017	1,675	
Quarter ending September 2017	1,678	→
Quarter ending December 2017	1,665	→
Quarter ending March 2018	1,646	↓
Quarter ending June 2018	1,615	↓
Variance since June 2017	(3.6%)	↓



ACTIVITY

Cumulative percentage of contracted UDA delivered 2018 & 2019



Adjusted Scheduled Activity (UDA)

Month	2018	2019
April	204	140
May	524	446
June	740	793
July	1,147	
August	1,427	
September	1,791	
October	2,152	
November	2,509	
December	2,767	
January	3,023	
February	3,393	
March	3,781	
April	3,998	
May	3,997	
June	3,996	

QUALITY

	Quantity	Base Number	Contract	AT	Region	England
% of FP17s for the same patient ID Re-attending within 3 months - Children	7	212	3.3%	11.0%	11.0%	11.5%
% of FP17s for the same patient ID Re-attending within 3 months - Adults	44	351	12.5%	14.8%	15.3%	15.4%
% of FP17s for the same patient ID Re-attending between 3 & 9 months - Children	167	212	78.8%	59.0%	61.2%	58.9%
% of FP17s for the same patient ID Re-attending between 3 & 9 months - Adults	191	351	54.4%	49.5%	52.9%	51.6%
% of FP17s for Band 1 Urgent Courses	29	461	6.3%	9.7%	9.4%	8.9%
% of FP17s Relating to Free Repair or Replacements	3	461	0.7%	0.7%	0.7%	0.8%
% of FP17s Relating to Continuations	2	461	0.4%	0.7%	0.9%	0.9%
% of Patients satisfied with the dentistry they have received	2	2	N/A	94.8%	93.6%	93.2%
% of Patients satisfied with the time they had to wait for an appointment	2	2	N/A	88.9%	88.8%	88.8%

* This is based on patients treated on this contract for their most recent course of treatment. Figures in italics indicate the base number of FP17s or Patient Questionnaire responses are less than 100. N/A is shown where the base number of responses is less than 10 during the period. % is calculated as Quantity/Base number*100

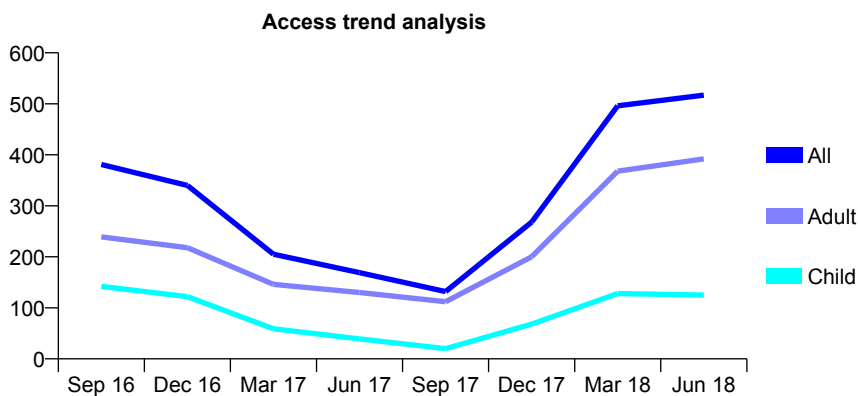
Q69 - Vital Signs At a Glance Contract Report for 198609/0001 - June 2018

Name or company name	Cornhill Dental Centre Practice Partnership
Contract type name	GDS Contract
Purpose of contract	General
Contract start date	23/06/2014
Contract end date	

18/19 Contracted general activity (UDA)	796
Carry forward general activity (UDA)	0
18/19 Contracted orthodontic activity (UOA)	0
Carry forward orthodontic activity (UOA)	0
Baseline contract value	£15,801.22

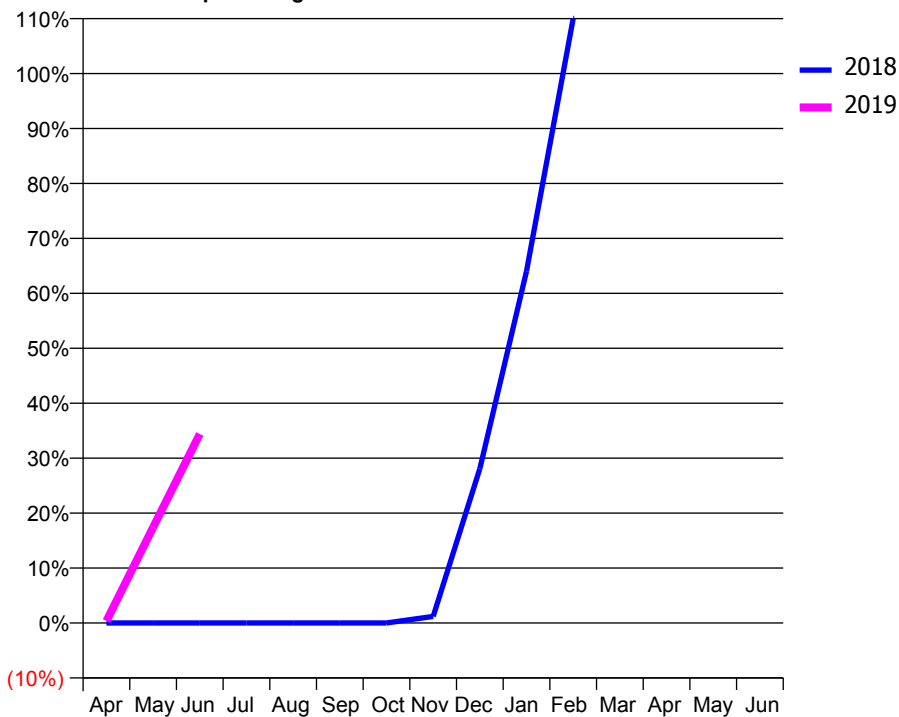
ACCESS*

Patients seen in 24 months	Total	Change since previous quarter
Quarter ending June 2017	169	
Quarter ending September 2017	132	↓
Quarter ending December 2017	268	↑
Quarter ending March 2018	496	↑
Quarter ending June 2018	517	↑
Variance since June 2017	205.9%	↑



ACTIVITY

Cumulative percentage of contracted UDA delivered 2018 & 2019



Month	Adjusted Scheduled Activity (UDA)	
	2018	2019
April	0	3
May	0	139
June	0	274
July	0	
August	0	
September	0	
October	0	
November	10	
December	224	
January	510	
February	876	
March	1,016	
April	1,015	
May	1,012	
June	1,011	

QUALITY

	Quantity	Base Number	Contract	AT	Region	England
% of FP17s for the same patient ID Re-attending within 3 months - Children	3	41	7.3%	11.0%	11.0%	11.5%
% of FP17s for the same patient ID Re-attending within 3 months - Adults	2	86	2.3%	14.8%	15.3%	15.4%
% of FP17s for the same patient ID Re-attending between 3 & 9 months - Children	14	41	34.1%	59.0%	61.2%	58.9%
% of FP17s for the same patient ID Re-attending between 3 & 9 months - Adults	10	86	11.6%	49.5%	52.9%	51.6%
% of FP17s for Band 1 Urgent Courses	14	130	10.8%	9.7%	9.4%	8.9%
% of FP17s Relating to Free Repair or Replacements	0	130	0.0%	0.7%	0.7%	0.8%
% of FP17s Relating to Continuations	0	130	0.0%	0.7%	0.9%	0.9%
% of Patients satisfied with the dentistry they have received	0	0	N/A	94.8%	93.6%	93.2%
% of Patients satisfied with the time they had to wait for an appointment	0	0	N/A	88.9%	88.8%	88.8%

* This is based on patients treated on this contract for their most recent course of treatment. Figures in italics indicate the base number of FP17s or Patient Questionnaire responses are less than 100. N/A is shown where the base number of responses is less than 10 during the period. % is calculated as Quantity/Base number*100

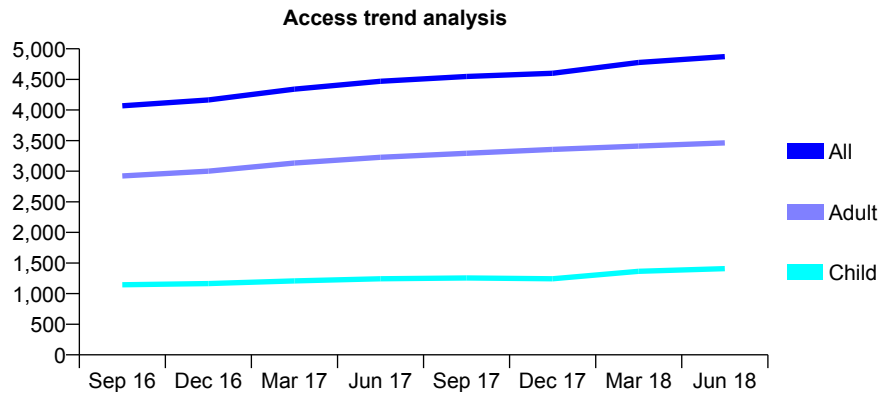
Q69 - Vital Signs At a Glance Contract Report for 198757/0001 - June 2018

Name or company name	Valley DC Ltd
Contract type name	GDS Contract
Purpose of contract	General
Contract start date	01/09/2008
Contract end date	

18/19 Contracted general activity (UDA)	15,824
Carry forward general activity (UDA)	0
18/19 Contracted orthodontic activity (UOA)	0
Carry forward orthodontic activity (UOA)	0
Baseline contract value	£462,293.06

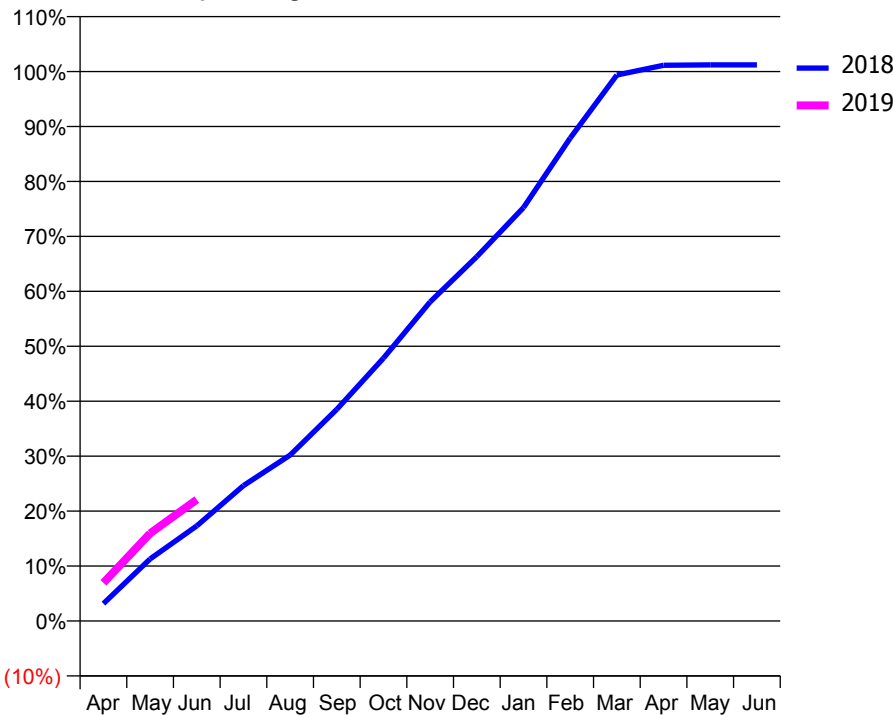
ACCESS*

Patients seen in 24 months	Total	Change since previous quarter
Quarter ending June 2017	4,470	
Quarter ending September 2017	4,549	→
Quarter ending December 2017	4,600	→
Quarter ending March 2018	4,776	↑
Quarter ending June 2018	4,872	↑
Variance since June 2017	9.0%	↑



ACTIVITY

Cumulative percentage of contracted UDA delivered 2018 & 2019



Adjusted Scheduled Activity (UDA)		
Month	2018	2019
April	502	1,100
May	1,787	2,524
June	2,740	3,498
July	3,899	
August	4,778	
September	6,094	
October	7,571	
November	9,189	
December	10,491	
January	11,906	
February	13,906	
March	15,723	
April	16,001	
May	16,013	
June	16,013	

QUALITY

	Quantity	Base Number	Contract	AT	Region	England
% of FP17s for the same patient ID Re-attending within 3 months - Children	66	619	10.7%	11.0%	11.0%	11.5%
% of FP17s for the same patient ID Re-attending within 3 months - Adults	345	1,298	26.6%	14.8%	15.3%	15.4%
% of FP17s for the same patient ID Re-attending between 3 & 9 months - Children	367	619	59.3%	59.0%	61.2%	58.9%
% of FP17s for the same patient ID Re-attending between 3 & 9 months - Adults	603	1,298	46.5%	49.5%	52.9%	51.6%
% of FP17s for Band 1 Urgent Courses	95	1,372	6.9%	9.7%	9.4%	8.9%
% of FP17s Relating to Free Repair or Replacements	42	1,372	3.1%	0.7%	0.7%	0.8%
% of FP17s Relating to Continuations	73	1,372	5.3%	0.7%	0.9%	0.9%
% of Patients satisfied with the dentistry they have received	2	2	N/A	94.8%	93.6%	93.2%
% of Patients satisfied with the time they had to wait for an appointment	2	2	N/A	88.9%	88.8%	88.8%

* This is based on patients treated on this contract for their most recent course of treatment. Figures in italics indicate the base number of FP17s or Patient Questionnaire responses are less than 100. N/A is shown where the base number of responses is less than 10 during the period. % is calculated as Quantity/Base number*100

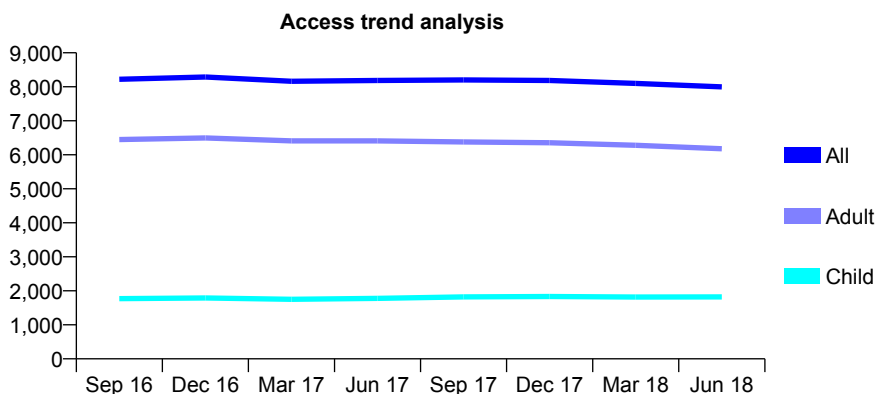
Q69 - Vital Signs At a Glance Contract Report for 199974/0001 - June 2018

Name or company name	Dhami Dental Surgeons Ltd
Contract type name	GDS Contract
Purpose of contract	General
Contract start date	01/10/2007
Contract end date	

18/19 Contracted general activity (UDA)	18,199
Carry forward general activity (UDA)	0
18/19 Contracted orthodontic activity (UOA)	0
Carry forward orthodontic activity (UOA)	0
Baseline contract value	£435,222.11

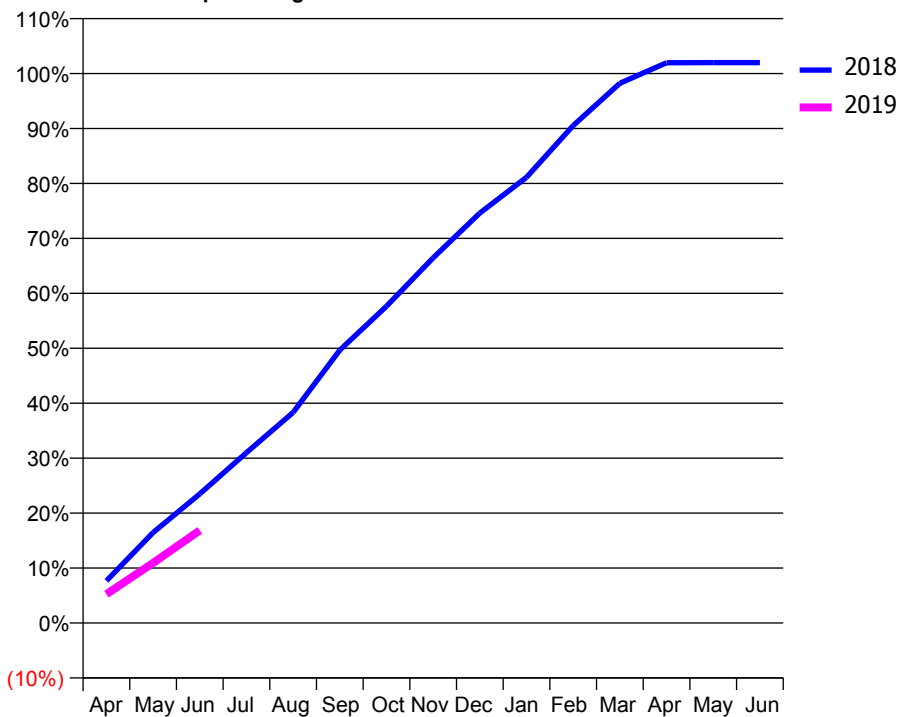
ACCESS*

Patients seen in 24 months	Total	Change since previous quarter
Quarter ending June 2017	8,186	
Quarter ending September 2017	8,200	→
Quarter ending December 2017	8,187	→
Quarter ending March 2018	8,099	↓
Quarter ending June 2018	7,999	↓
Variance since June 2017	(2.3%)	↓



ACTIVITY

Cumulative percentage of contracted UDA delivered 2018 & 2019



Adjusted Scheduled Activity (UDA)

Month	2018	2019
April	1,397	954
May	2,996	1,988
June	4,276	3,068
July	5,644	
August	6,975	
September	9,036	
October	10,492	
November	12,092	
December	13,577	
January	14,761	
February	16,474	
March	17,877	
April	18,554	
May	18,559	
June	18,559	

QUALITY

	Quantity	Base Number	Contract	AT	Region	England
% of FP17s for the same patient ID Re-attending within 3 months - Children	17	579	2.9%	11.0%	11.0%	11.5%
% of FP17s for the same patient ID Re-attending within 3 months - Adults	168	1,508	11.1%	14.8%	15.3%	15.4%
% of FP17s for the same patient ID Re-attending between 3 & 9 months - Children	375	579	64.8%	59.0%	61.2%	58.9%
% of FP17s for the same patient ID Re-attending between 3 & 9 months - Adults	691	1,508	45.8%	49.5%	52.9%	51.6%
% of FP17s for Band 1 Urgent Courses	174	1,741	10.0%	9.7%	9.4%	8.9%
% of FP17s Relating to Free Repair or Replacements	7	1,741	0.4%	0.7%	0.7%	0.8%
% of FP17s Relating to Continuations	5	1,741	0.3%	0.7%	0.9%	0.9%
% of Patients satisfied with the dentistry they have received	4	5	N/A	94.8%	93.6%	93.2%
% of Patients satisfied with the time they had to wait for an appointment	5	5	N/A	88.9%	88.8%	88.8%

* This is based on patients treated on this contract for their most recent course of treatment. Figures in italics indicate the base number of FP17s or Patient Questionnaire responses are less than 100. N/A is shown where the base number of responses is less than 10 during the period. % is calculated as Quantity/Base number*100

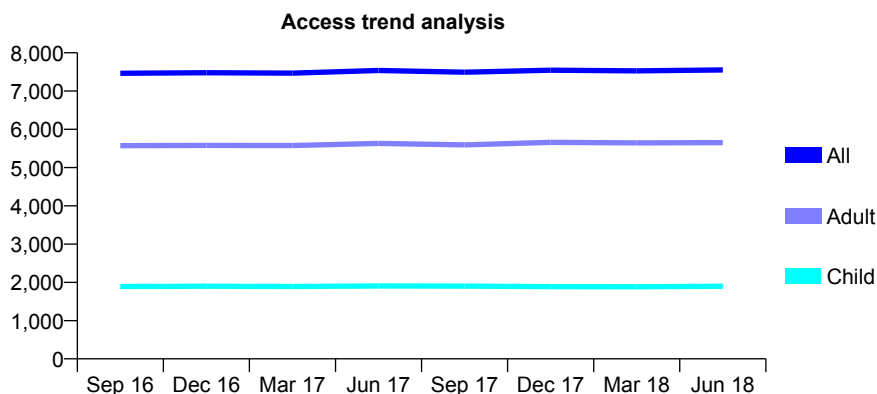
Q69 - Vital Signs At a Glance Contract Report for 210226/0002 - June 2018

Name or company name	MR R RATTAN
Contract type name	GDS Contract
Purpose of contract	General
Contract start date	01/04/2006
Contract end date	

18/19 Contracted general activity (UDA)	22,000
Carry forward general activity (UDA)	0
18/19 Contracted orthodontic activity (UOA)	0
Carry forward orthodontic activity (UOA)	0
Baseline contract value	£615,563.79

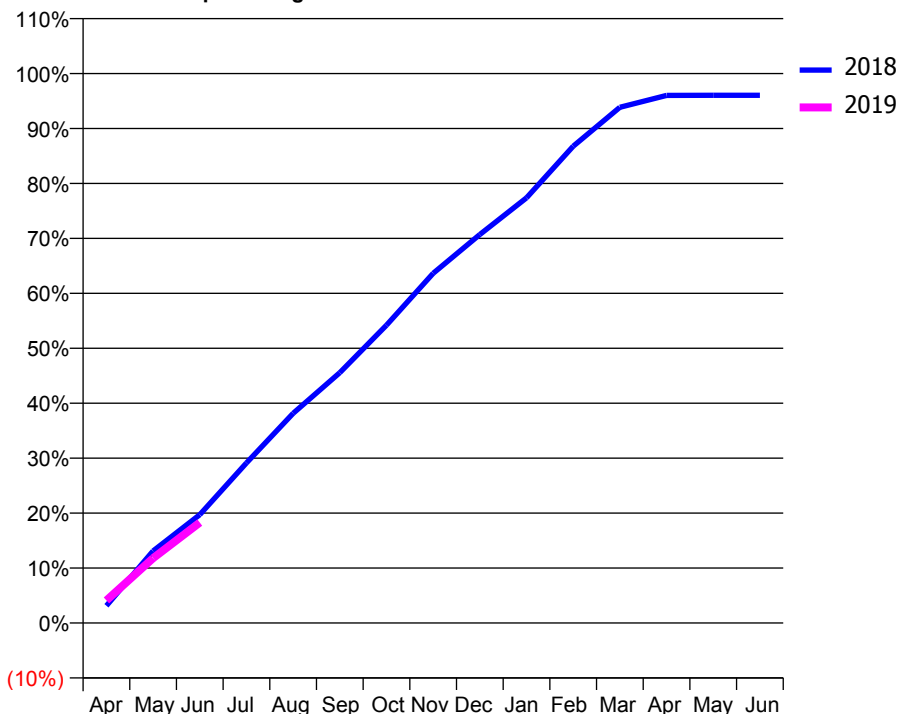
ACCESS*

Patients seen in 24 months	Total	Change since previous quarter
Quarter ending June 2017	7,539	
Quarter ending September 2017	7,492	→
Quarter ending December 2017	7,546	→
Quarter ending March 2018	7,529	→
Quarter ending June 2018	7,551	→
Variance since June 2017	0.2%	→



ACTIVITY

Cumulative percentage of contracted UDA delivered 2018 & 2019



Adjusted Scheduled Activity (UDA)

Month	2018	2019
April	690	905
May	2,888	2,599
June	4,338	4,023
July	6,410	
August	8,393	
September	10,021	
October	11,926	
November	14,003	
December	15,552	
January	17,024	
February	19,090	
March	20,645	
April	21,123	
May	21,130	
June	21,130	

QUALITY

	Quantity	Base Number	Contract	AT	Region	England
% of FP17s for the same patient ID Re-attending within 3 months - Children	62	694	8.9%	11.0%	11.0%	11.5%
% of FP17s for the same patient ID Re-attending within 3 months - Adults	230	1,758	13.1%	14.8%	15.3%	15.4%
% of FP17s for the same patient ID Re-attending between 3 & 9 months - Children	465	694	67.0%	59.0%	61.2%	58.9%
% of FP17s for the same patient ID Re-attending between 3 & 9 months - Adults	1,033	1,758	58.8%	49.5%	52.9%	51.6%
% of FP17s for Band 1 Urgent Courses	196	2,219	8.8%	9.7%	9.4%	8.9%
% of FP17s Relating to Free Repair or Replacements	9	2,219	0.4%	0.7%	0.7%	0.8%
% of FP17s Relating to Continuations	54	2,219	2.4%	0.7%	0.9%	0.9%
% of Patients satisfied with the dentistry they have received	7	7	N/A	94.8%	93.6%	93.2%
% of Patients satisfied with the time they had to wait for an appointment	7	7	N/A	88.9%	88.8%	88.8%

* This is based on patients treated on this contract for their most recent course of treatment. Figures in italics indicate the base number of FP17s or Patient Questionnaire responses are less than 100. N/A is shown where the base number of responses is less than 10 during the period. % is calculated as Quantity/Base number*100

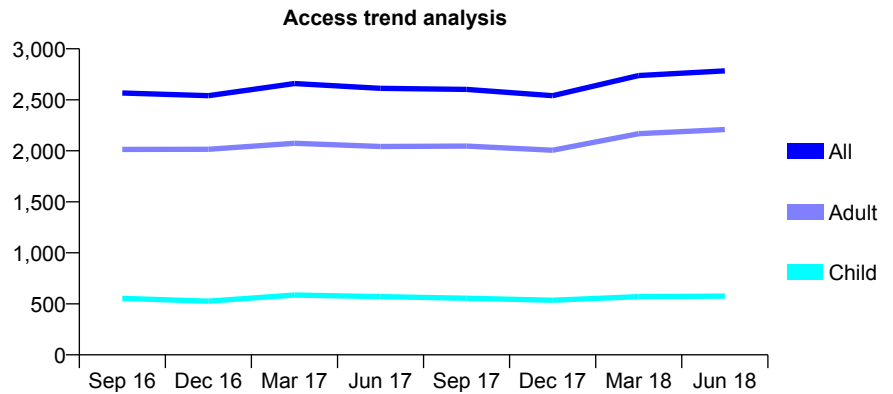
Q69 - Vital Signs At a Glance Contract Report for 217352/0001 - June 2018

Name or company name	Carling Dental Practice
Contract type name	GDS Contract
Purpose of contract	General
Contract start date	01/04/2006
Contract end date	

18/19 Contracted general activity (UDA)	7,354
Carry forward general activity (UDA)	0
18/19 Contracted orthodontic activity (UOA)	0
Carry forward orthodontic activity (UOA)	0
Baseline contract value	£213,337.07

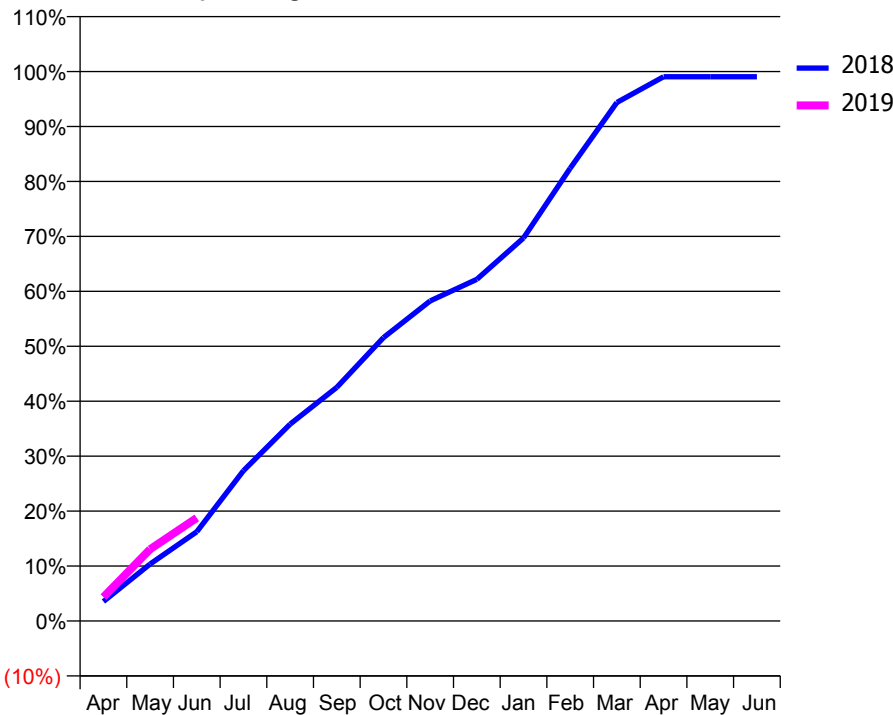
ACCESS*

Patients seen in 24 months	Total	Change since previous quarter
Quarter ending June 2017	2,613	
Quarter ending September 2017	2,602	→
Quarter ending December 2017	2,541	↓
Quarter ending March 2018	2,738	↑
Quarter ending June 2018	2,784	→
Variance since June 2017	6.5%	↑



ACTIVITY

Cumulative percentage of contracted UDA delivered 2018 & 2019



Month	Adjusted Scheduled Activity (UDA)	
	2018	2019
April	262	320
May	764	960
June	1,194	1,380
July	2,012	
August	2,635	
September	3,127	
October	3,794	
November	4,283	
December	4,573	
January	5,126	
February	6,060	
March	6,940	
April	7,285	
May	7,284	
June	7,284	

QUALITY

	Quantity	Base Number	Contract	AT	Region	England
% of FP17s for the same patient ID Re-attending within 3 months - Children	8	208	3.8%	11.0%	11.0%	11.5%
% of FP17s for the same patient ID Re-attending within 3 months - Adults	76	666	11.4%	14.8%	15.3%	15.4%
% of FP17s for the same patient ID Re-attending between 3 & 9 months - Children	94	208	45.2%	59.0%	61.2%	58.9%
% of FP17s for the same patient ID Re-attending between 3 & 9 months - Adults	242	666	36.3%	49.5%	52.9%	51.6%
% of FP17s for Band 1 Urgent Courses	91	700	13.0%	9.7%	9.4%	8.9%
% of FP17s Relating to Free Repair or Replacements	6	700	0.9%	0.7%	0.7%	0.8%
% of FP17s Relating to Continuations	0	700	0.0%	0.7%	0.9%	0.9%
% of Patients satisfied with the dentistry they have received	3	3	N/A	94.8%	93.6%	93.2%
% of Patients satisfied with the time they had to wait for an appointment	3	3	N/A	88.9%	88.8%	88.8%

* This is based on patients treated on this contract for their most recent course of treatment. Figures in italics indicate the base number of FP17s or Patient Questionnaire responses are less than 100. N/A is shown where the base number of responses is less than 10 during the period. % is calculated as Quantity/Base number*100

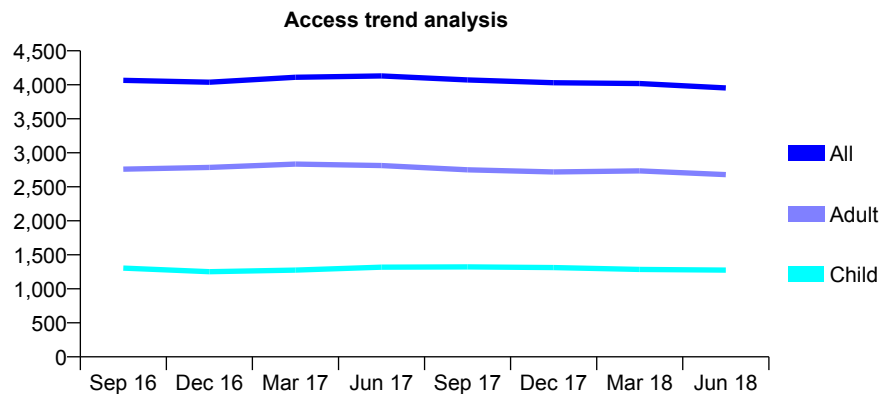
Q69 - Vital Signs At a Glance Contract Report for 220248/0001 - June 2018

Name or company name	MR MK SULEIMAN
Contract type name	GDS Contract
Purpose of contract	General
Contract start date	01/04/2006
Contract end date	

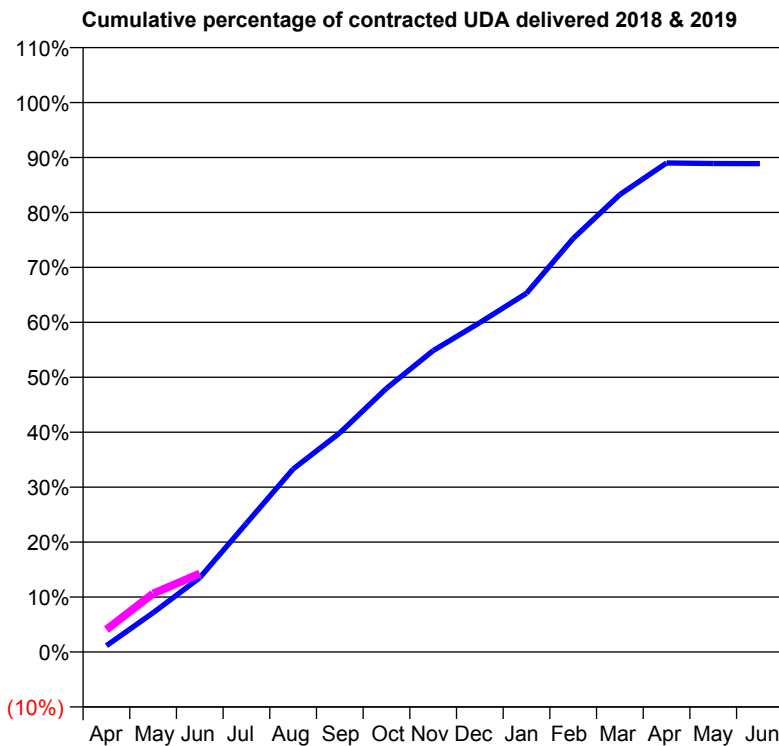
18/19 Contracted general activity (UDA)	7,313
Carry forward general activity (UDA)	0
18/19 Contracted orthodontic activity (UOA)	0
Carry forward orthodontic activity (UOA)	0
Baseline contract value	£160,707.60

ACCESS*

Patients seen in 24 months	Total	Change since previous quarter
Quarter ending June 2017	4,131	
Quarter ending September 2017	4,072	↓
Quarter ending December 2017	4,030	↓
Quarter ending March 2018	4,019	→
Quarter ending June 2018	3,954	↓
Variance since June 2017	(4.3%)	↓



ACTIVITY



Month	Adjusted Scheduled Activity (UDA)	
	2018	2019
April	85	299
May	523	778
June	990	1,044
July	1,713	
August	2,436	
September	2,917	
October	3,510	
November	4,011	
December	4,384	
January	4,775	
February	5,504	
March	6,088	
April	6,508	
May	6,501	
June	6,500	

QUALITY

	Quantity	Base Number	Contract	AT	Region	England
% of FP17s for the same patient ID Re-attending within 3 months - Children	20	345	5.8%	11.0%	11.0%	11.5%
% of FP17s for the same patient ID Re-attending within 3 months - Adults	107	745	14.4%	14.8%	15.3%	15.4%
% of FP17s for the same patient ID Re-attending between 3 & 9 months - Children	208	345	60.3%	59.0%	61.2%	58.9%
% of FP17s for the same patient ID Re-attending between 3 & 9 months - Adults	424	745	56.9%	49.5%	52.9%	51.6%
% of FP17s for Band 1 Urgent Courses	36	567	6.3%	9.7%	9.4%	8.9%
% of FP17s Relating to Free Repair or Replacements	6	567	1.1%	0.7%	0.7%	0.8%
% of FP17s Relating to Continuations	11	567	1.9%	0.7%	0.9%	0.9%
% of Patients satisfied with the dentistry they have received	0	0	N/A	94.8%	93.6%	93.2%
% of Patients satisfied with the time they had to wait for an appointment	0	0	N/A	88.9%	88.8%	88.8%

* This is based on patients treated on this contract for their most recent course of treatment. Figures in italics indicate the base number of FP17s or Patient Questionnaire responses are less than 100. N/A is shown where the base number of responses is less than 10 during the period. % is calculated as Quantity/Base number*100

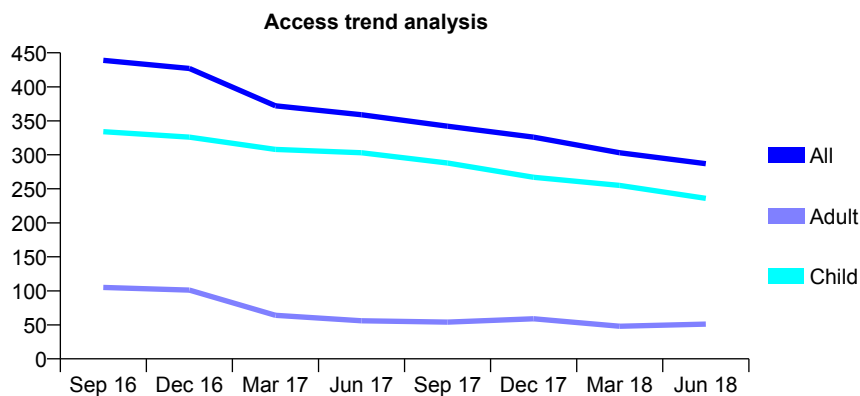
Q69 - Vital Signs At a Glance Contract Report for 220426/0001 - June 2018

Name or company name	MR MD JACKSON
Contract type name	GDS Contract
Purpose of contract	General
Contract start date	01/04/2006
Contract end date	

18/19 Contracted general activity (UDA)	1,236
Carry forward general activity (UDA)	0
18/19 Contracted orthodontic activity (UOA)	0
Carry forward orthodontic activity (UOA)	0
Baseline contract value	£29,560.69

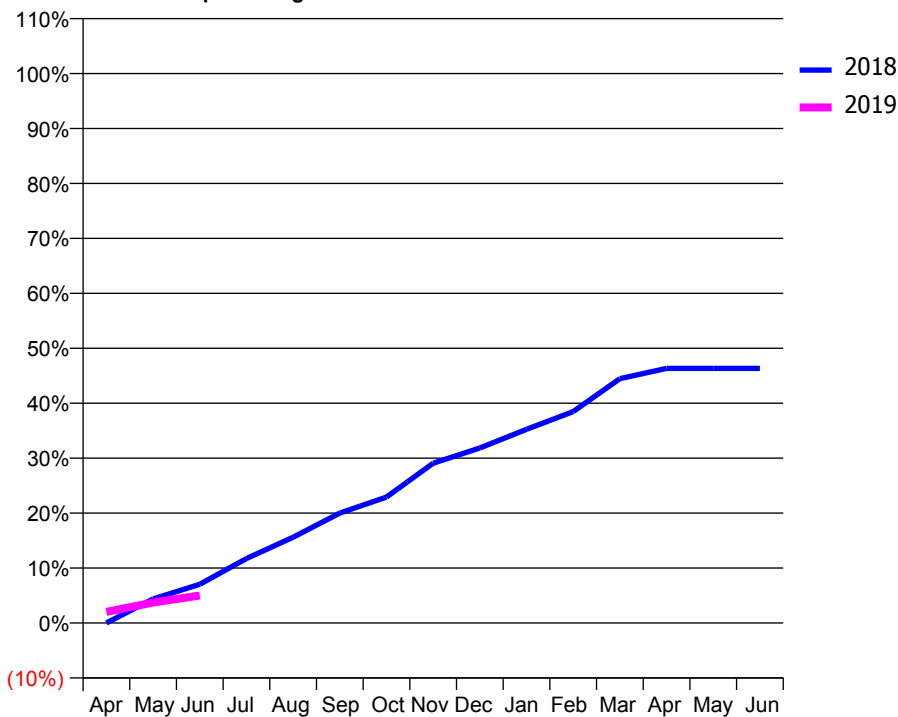
ACCESS*

Patients seen in 24 months	Total	Change since previous quarter
Quarter ending June 2017	359	
Quarter ending September 2017	342	↓
Quarter ending December 2017	326	↓
Quarter ending March 2018	303	↓
Quarter ending June 2018	287	↓
Variance since June 2017	(20.1%)	↓



ACTIVITY

Cumulative percentage of contracted UDA delivered 2018 & 2019



Adjusted Scheduled Activity (UDA)

Month	2018	2019
April	0	25
May	54	46
June	87	62
July	145	
August	193	
September	247	
October	283	
November	359	
December	394	
January	436	
February	476	
March	550	
April	573	
May	573	
June	573	

QUALITY

	Quantity	Base Number	Contract	AT	Region	England
% of FP17s for the same patient ID Re-attending within 3 months - Children	10	72	13.9%	11.0%	11.0%	11.5%
% of FP17s for the same patient ID Re-attending within 3 months - Adults	1	3	33.3%	14.8%	15.3%	15.4%
% of FP17s for the same patient ID Re-attending between 3 & 9 months - Children	53	72	73.6%	59.0%	61.2%	58.9%
% of FP17s for the same patient ID Re-attending between 3 & 9 months - Adults	2	3	66.7%	49.5%	52.9%	51.6%
% of FP17s for Band 1 Urgent Courses	0	54	0.0%	9.7%	9.4%	8.9%
% of FP17s Relating to Free Repair or Replacements	0	54	0.0%	0.7%	0.7%	0.8%
% of FP17s Relating to Continuations	0	54	0.0%	0.7%	0.9%	0.9%
% of Patients satisfied with the dentistry they have received	0	0	N/A	94.8%	93.6%	93.2%
% of Patients satisfied with the time they had to wait for an appointment	0	0	N/A	88.9%	88.8%	88.8%

* This is based on patients treated on this contract for their most recent course of treatment. Figures in italics indicate the base number of FP17s or Patient Questionnaire responses are less than 100. N/A is shown where the base number of responses is less than 10 during the period. % is calculated as Quantity/Base number*100

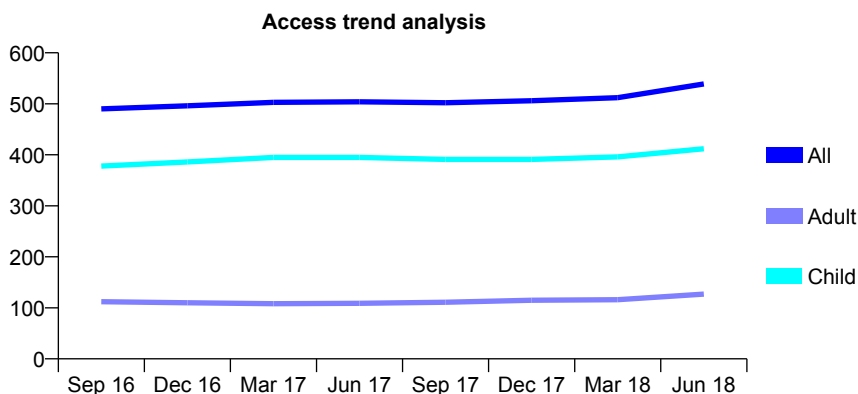
Q69 - Vital Signs At a Glance Contract Report for 220817/0001 - June 2018

Name or company name	MR PJ ALLEN
Contract type name	GDS Contract
Purpose of contract	General
Contract start date	01/04/2006
Contract end date	

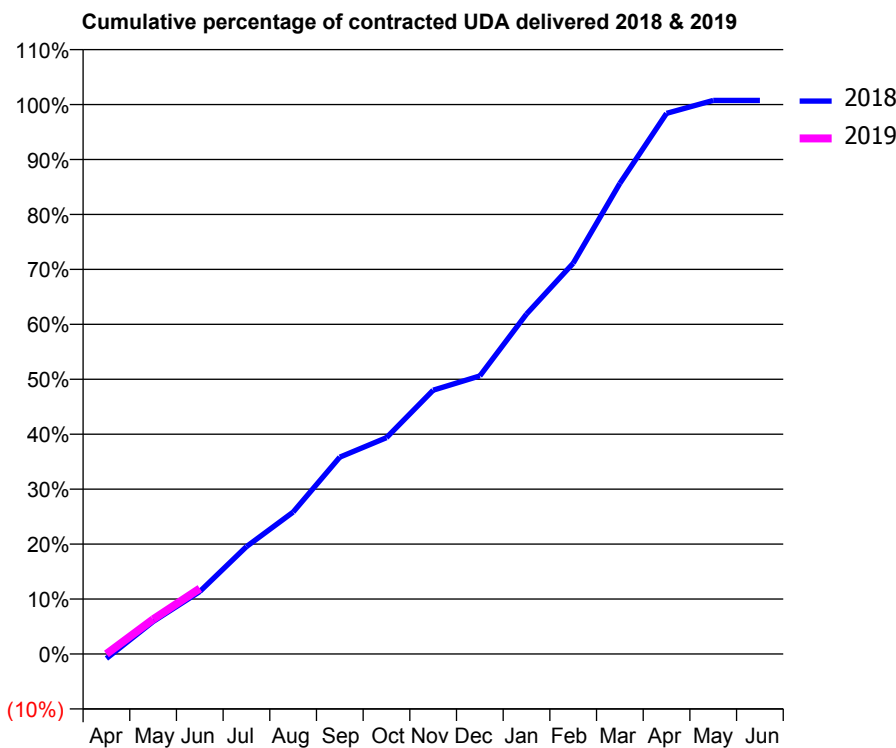
18/19 Contracted general activity (UDA)	1,191
Carry forward general activity (UDA)	0
18/19 Contracted orthodontic activity (UOA)	0
Carry forward orthodontic activity (UOA)	0
Baseline contract value	£28,744.00

ACCESS*

Patients seen in 24 months	Total	Change since previous quarter
Quarter ending June 2017	504	
Quarter ending September 2017	502	→
Quarter ending December 2017	506	→
Quarter ending March 2018	512	→
Quarter ending June 2018	539	↑
Variance since June 2017	6.9%	↑



ACTIVITY



Adjusted Scheduled Activity (UDA)		
Month	2018	2019
April	-10	0
May	70	75
June	135	142
July	233	
August	308	
September	427	
October	469	
November	572	
December	603	
January	737	
February	847	
March	1,020	
April	1,172	
May	1,200	
June	1,200	

QUALITY

	Quantity	Base Number	Contract	AT	Region	England
% of FP17s for the same patient ID Re-attending within 3 months - Children	14	142	9.9%	11.0%	11.0%	11.5%
% of FP17s for the same patient ID Re-attending within 3 months - Adults	4	36	11.1%	14.8%	15.3%	15.4%
% of FP17s for the same patient ID Re-attending between 3 & 9 months - Children	91	142	64.1%	59.0%	61.2%	58.9%
% of FP17s for the same patient ID Re-attending between 3 & 9 months - Adults	16	36	44.4%	49.5%	52.9%	51.6%
% of FP17s for Band 1 Urgent Courses	5	96	5.2%	9.7%	9.4%	8.9%
% of FP17s Relating to Free Repair or Replacements	0	96	0.0%	0.7%	0.7%	0.8%
% of FP17s Relating to Continuations	0	96	0.0%	0.7%	0.9%	0.9%
% of Patients satisfied with the dentistry they have received	1	1	N/A	94.8%	93.6%	93.2%
% of Patients satisfied with the time they had to wait for an appointment	1	1	N/A	88.9%	88.8%	88.8%

* This is based on patients treated on this contract for their most recent course of treatment. Figures in italics indicate the base number of FP17s or Patient Questionnaire responses are less than 100. N/A is shown where the base number of responses is less than 10 during the period. % is calculated as Quantity/Base number*100

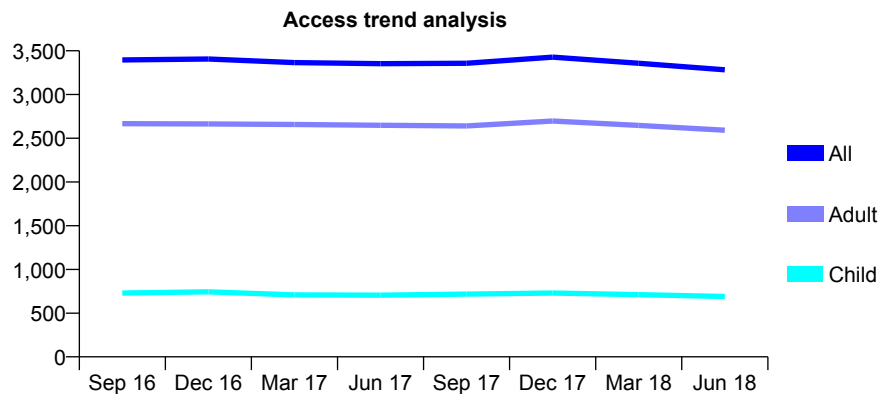
Q69 - Vital Signs At a Glance Contract Report for 221384/0001 - June 2018

Name or company name	Carling Dental Practice
Contract type name	GDS Contract
Purpose of contract	General
Contract start date	01/04/2006
Contract end date	

18/19 Contracted general activity (UDA)	7,565
Carry forward general activity (UDA)	0
18/19 Contracted orthodontic activity (UOA)	0
Carry forward orthodontic activity (UOA)	0
Baseline contract value	£181,847.12

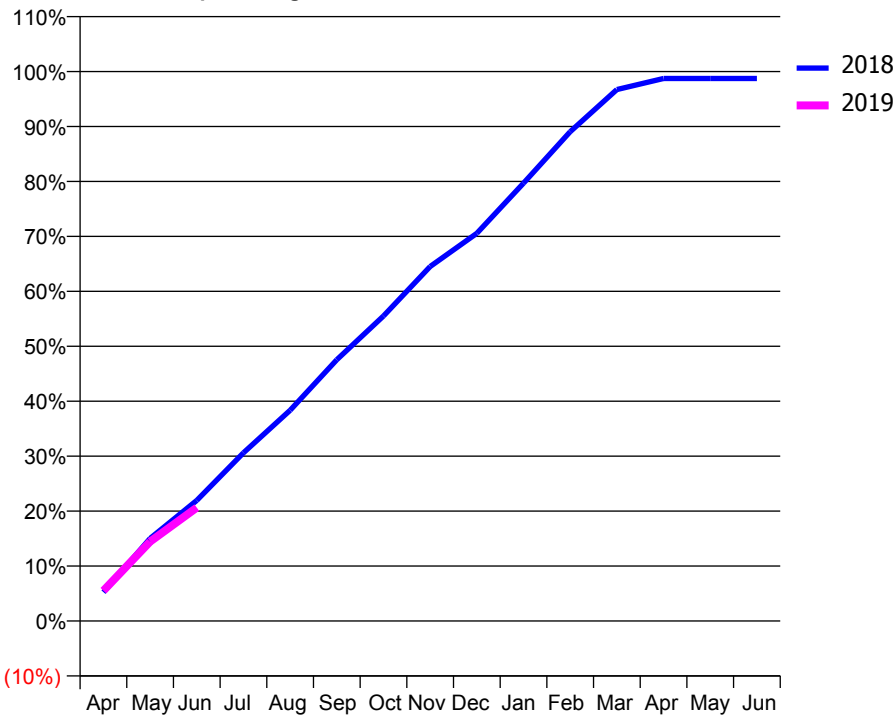
ACCESS*

Patients seen in 24 months	Total	Change since previous quarter
Quarter ending June 2017	3,353	
Quarter ending September 2017	3,358	→
Quarter ending December 2017	3,427	↑
Quarter ending March 2018	3,357	↓
Quarter ending June 2018	3,282	↓
Variance since June 2017	(2.1%)	↓



ACTIVITY

Cumulative percentage of contracted UDA delivered 2018 & 2019



Month	Adjusted Scheduled Activity (UDA)	
	2018	2019
April	397	417
May	1,137	1,094
June	1,660	1,561
July	2,317	
August	2,901	
September	3,597	
October	4,199	
November	4,881	
December	5,337	
January	6,028	
February	6,736	
March	7,317	
April	7,470	
May	7,470	
June	7,470	

QUALITY

	Quantity	Base Number	Contract	AT	Region	England
% of FP17s for the same patient ID Re-attending within 3 months - Children	6	196	3.1%	11.0%	11.0%	11.5%
% of FP17s for the same patient ID Re-attending within 3 months - Adults	57	685	8.3%	14.8%	15.3%	15.4%
% of FP17s for the same patient ID Re-attending between 3 & 9 months - Children	95	196	48.5%	59.0%	61.2%	58.9%
% of FP17s for the same patient ID Re-attending between 3 & 9 months - Adults	271	685	39.6%	49.5%	52.9%	51.6%
% of FP17s for Band 1 Urgent Courses	44	793	5.5%	9.7%	9.4%	8.9%
% of FP17s Relating to Free Repair or Replacements	11	793	1.4%	0.7%	0.7%	0.8%
% of FP17s Relating to Continuations	0	793	0.0%	0.7%	0.9%	0.9%
% of Patients satisfied with the dentistry they have received	5	5	N/A	94.8%	93.6%	93.2%
% of Patients satisfied with the time they had to wait for an appointment	5	5	N/A	88.9%	88.8%	88.8%

* This is based on patients treated on this contract for their most recent course of treatment. Figures in italics indicate the base number of FP17s or Patient Questionnaire responses are less than 100. N/A is shown where the base number of responses is less than 10 during the period. % is calculated as Quantity/Base number*100

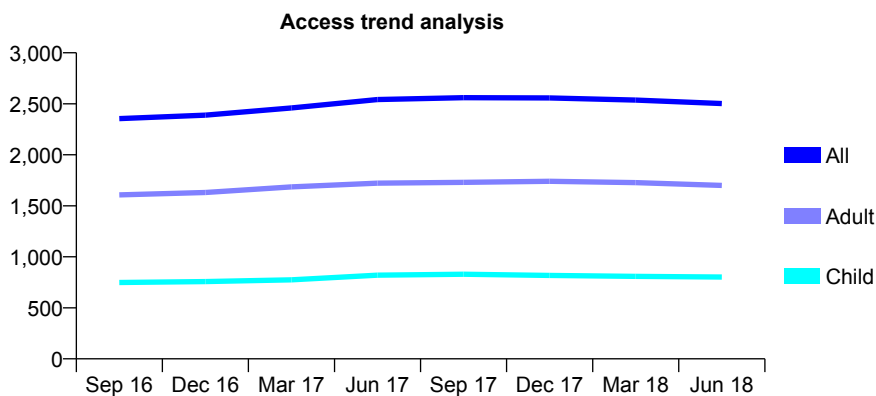
Q69 - Vital Signs At a Glance Contract Report for 231878/0001 - June 2018

Name or company name	MR AF GAON
Contract type name	GDS Contract
Purpose of contract	General
Contract start date	01/04/2006
Contract end date	

18/19 Contracted general activity (UDA)	6,049
Carry forward general activity (UDA)	0
18/19 Contracted orthodontic activity (UOA)	0
Carry forward orthodontic activity (UOA)	0
Baseline contract value	£177,936.64

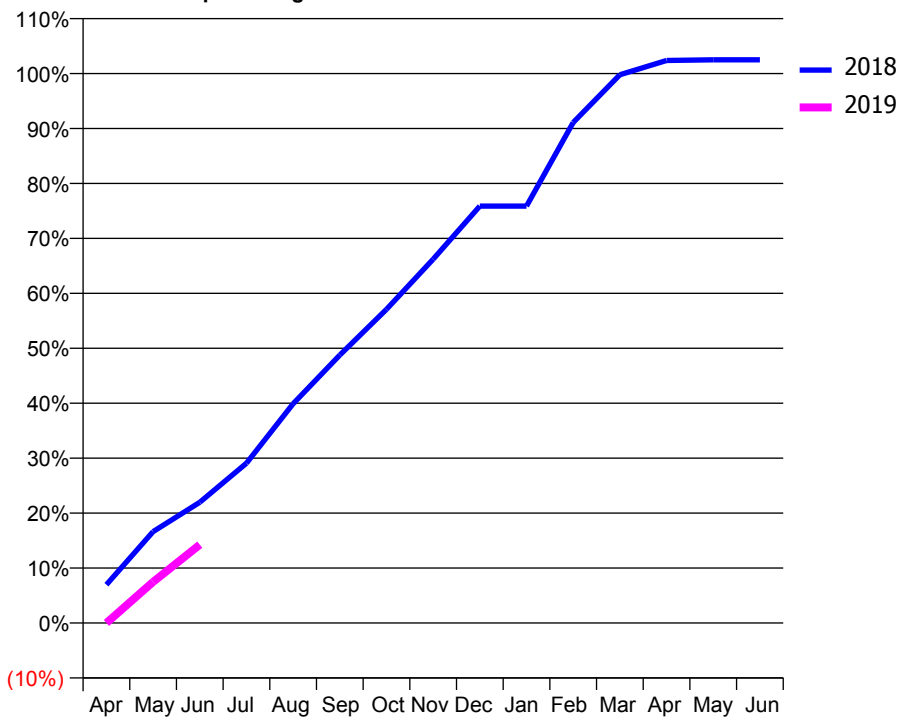
ACCESS*

Patients seen in 24 months	Total	Change since previous quarter
Quarter ending June 2017	2,542	
Quarter ending September 2017	2,560	→
Quarter ending December 2017	2,558	→
Quarter ending March 2018	2,537	→
Quarter ending June 2018	2,502	↓
Variance since June 2017	(1.6%)	↓



ACTIVITY

Cumulative percentage of contracted UDA delivered 2018 & 2019



Adjusted Scheduled Activity (UDA)

Month	2018	2019
April	422	0
May	1,006	453
June	1,329	862
July	1,759	
August	2,415	
September	2,950	
October	3,453	
November	4,006	
December	4,590	
January	4,590	
February	5,510	
March	6,035	
April	6,193	
May	6,200	
June	6,200	

QUALITY

	Quantity	Base Number	Contract	AT	Region	England
% of FP17s for the same patient ID Re-attending within 3 months - Children	16	219	7.3%	11.0%	11.0%	11.5%
% of FP17s for the same patient ID Re-attending within 3 months - Adults	32	407	7.9%	14.8%	15.3%	15.4%
% of FP17s for the same patient ID Re-attending between 3 & 9 months - Children	152	219	69.4%	59.0%	61.2%	58.9%
% of FP17s for the same patient ID Re-attending between 3 & 9 months - Adults	270	407	66.3%	49.5%	52.9%	51.6%
% of FP17s for Band 1 Urgent Courses	20	526	3.8%	9.7%	9.4%	8.9%
% of FP17s Relating to Free Repair or Replacements	0	526	0.0%	0.7%	0.7%	0.8%
% of FP17s Relating to Continuations	0	526	0.0%	0.7%	0.9%	0.9%
% of Patients satisfied with the dentistry they have received	1	1	N/A	94.8%	93.6%	93.2%
% of Patients satisfied with the time they had to wait for an appointment	1	1	N/A	88.9%	88.8%	88.8%

* This is based on patients treated on this contract for their most recent course of treatment. Figures in italics indicate the base number of FP17s or Patient Questionnaire responses are less than 100. N/A is shown where the base number of responses is less than 10 during the period. % is calculated as Quantity/Base number*100

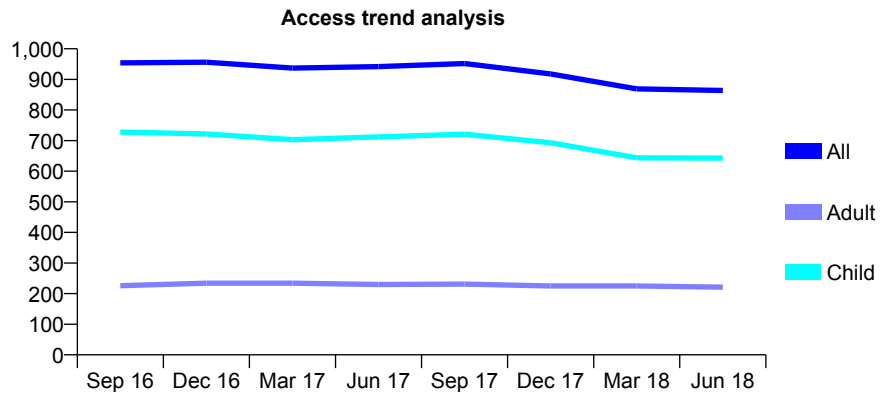
Q69 - Vital Signs At a Glance Contract Report for 233269/0001 - June 2018

Name or company name	MR JD BARLOW
Contract type name	GDS Contract
Purpose of contract	General
Contract start date	01/04/2006
Contract end date	

18/19 Contracted general activity (UDA)	1,471
Carry forward general activity (UDA)	0
18/19 Contracted orthodontic activity (UOA)	0
Carry forward orthodontic activity (UOA)	0
Baseline contract value	£32,685.00

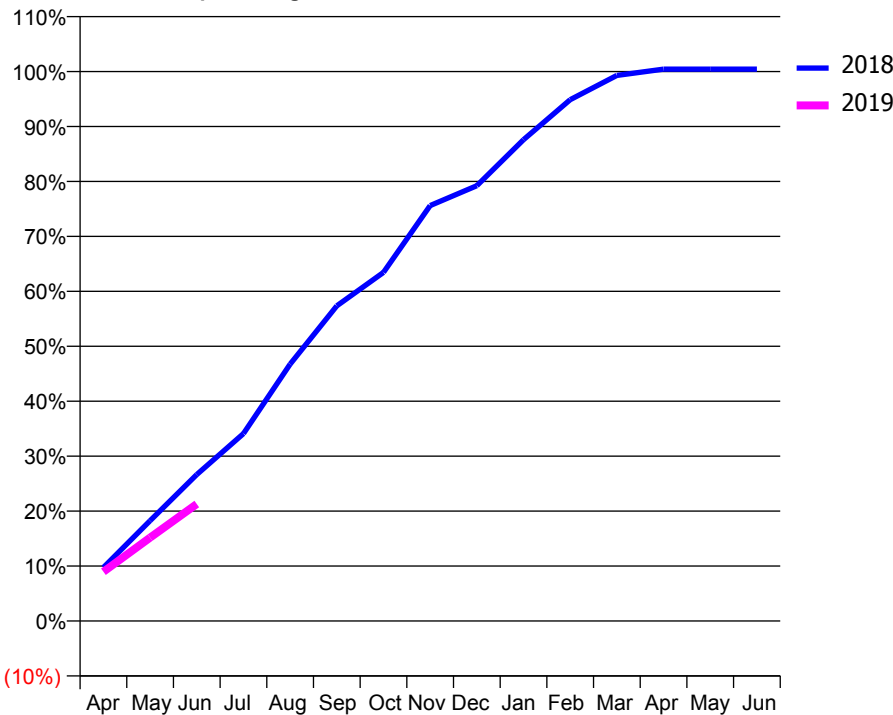
ACCESS*

Patients seen in 24 months	Total	Change since previous quarter
Quarter ending June 2017	942	
Quarter ending September 2017	952	→
Quarter ending December 2017	918	↓
Quarter ending March 2018	869	↓
Quarter ending June 2018	864	→
Variance since June 2017	(8.3%)	↓



ACTIVITY

Cumulative percentage of contracted UDA delivered 2018 & 2019



Adjusted Scheduled Activity (UDA)		
Month	2018	2019
April	143	132
May	269	223
June	392	313
July	502	
August	688	
September	844	
October	933	
November	1,112	
December	1,165	
January	1,288	
February	1,395	
March	1,460	
April	1,477	
May	1,477	
June	1,477	

QUALITY

	Quantity	Base Number	Contract	AT	Region	England
% of FP17s for the same patient ID Re-attending within 3 months - Children	5	226	2.2%	11.0%	11.0%	11.5%
% of FP17s for the same patient ID Re-attending within 3 months - Adults	1	34	2.9%	14.8%	15.3%	15.4%
% of FP17s for the same patient ID Re-attending between 3 & 9 months - Children	132	226	58.4%	59.0%	61.2%	58.9%
% of FP17s for the same patient ID Re-attending between 3 & 9 months - Adults	14	34	41.2%	49.5%	52.9%	51.6%
% of FP17s for Band 1 Urgent Courses	2	249	0.8%	9.7%	9.4%	8.9%
% of FP17s Relating to Free Repair or Replacements	0	249	0.0%	0.7%	0.7%	0.8%
% of FP17s Relating to Continuations	1	249	0.4%	0.7%	0.9%	0.9%
% of Patients satisfied with the dentistry they have received	1	1	N/A	94.8%	93.6%	93.2%
% of Patients satisfied with the time they had to wait for an appointment	1	1	N/A	88.9%	88.8%	88.8%

* This is based on patients treated on this contract for their most recent course of treatment. Figures in italics indicate the base number of FP17s or Patient Questionnaire responses are less than 100. N/A is shown where the base number of responses is less than 10 during the period. % is calculated as Quantity/Base number*100

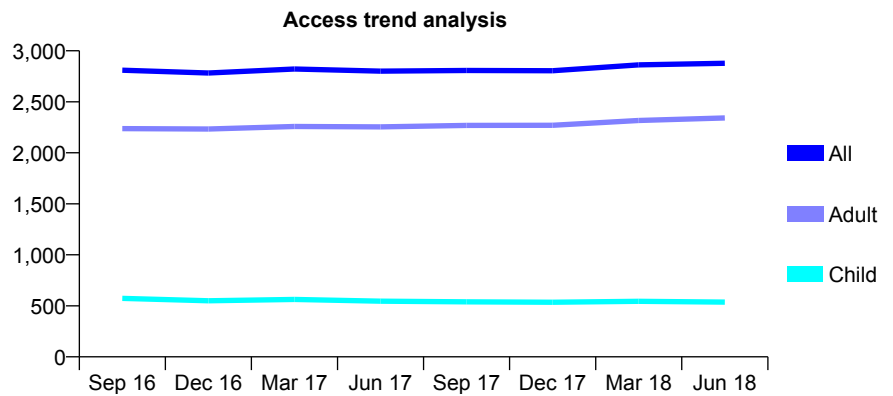
Q69 - Vital Signs At a Glance Contract Report for 234907/0001 - June 2018

Name or company name	MRS SV TAFFT
Contract type name	GDS Contract
Purpose of contract	General
Contract start date	01/04/2006
Contract end date	

18/19 Contracted general activity (UDA)	8,926
Carry forward general activity (UDA)	0
18/19 Contracted orthodontic activity (UOA)	0
Carry forward orthodontic activity (UOA)	0
Baseline contract value	£213,399.56

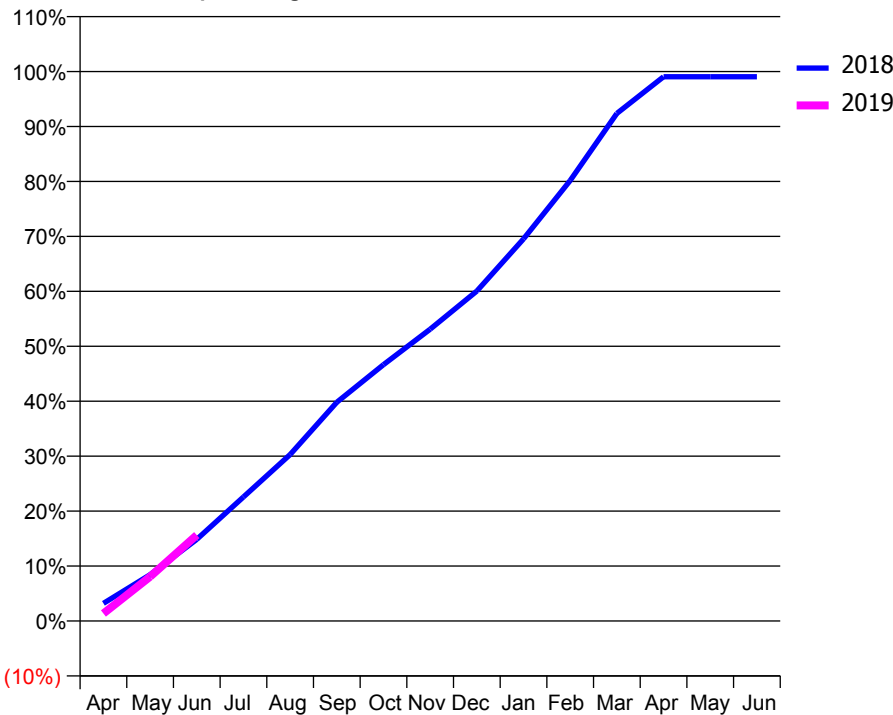
ACCESS*

Patients seen in 24 months	Total	Change since previous quarter
Quarter ending June 2017	2,800	
Quarter ending September 2017	2,807	→
Quarter ending December 2017	2,805	→
Quarter ending March 2018	2,862	↑
Quarter ending June 2018	2,878	→
Variance since June 2017	2.8%	↑



ACTIVITY

Cumulative percentage of contracted UDA delivered 2018 & 2019



Month	Adjusted Scheduled Activity (UDA)	
	2018	2019
April	286	122
May	753	720
June	1,327	1,396
July	2,016	
August	2,704	
September	3,553	
October	4,163	
November	4,741	
December	5,360	
January	6,206	
February	7,155	
March	8,245	
April	8,840	
May	8,840	
June	8,840	

QUALITY

	Quantity	Base Number	Contract	AT	Region	England
% of FP17s for the same patient ID Re-attending within 3 months - Children	26	208	12.5%	11.0%	11.0%	11.5%
% of FP17s for the same patient ID Re-attending within 3 months - Adults	74	797	9.3%	14.8%	15.3%	15.4%
% of FP17s for the same patient ID Re-attending between 3 & 9 months - Children	141	208	67.8%	59.0%	61.2%	58.9%
% of FP17s for the same patient ID Re-attending between 3 & 9 months - Adults	536	797	67.3%	49.5%	52.9%	51.6%
% of FP17s for Band 1 Urgent Courses	26	795	3.3%	9.7%	9.4%	8.9%
% of FP17s Relating to Free Repair or Replacements	2	795	0.3%	0.7%	0.7%	0.8%
% of FP17s Relating to Continuations	11	795	1.4%	0.7%	0.9%	0.9%
% of Patients satisfied with the dentistry they have received	2	2	N/A	94.8%	93.6%	93.2%
% of Patients satisfied with the time they had to wait for an appointment	1	2	N/A	88.9%	88.8%	88.8%

* This is based on patients treated on this contract for their most recent course of treatment. Figures in italics indicate the base number of FP17s or Patient Questionnaire responses are less than 100. N/A is shown where the base number of responses is less than 10 during the period. % is calculated as Quantity/Base number*100

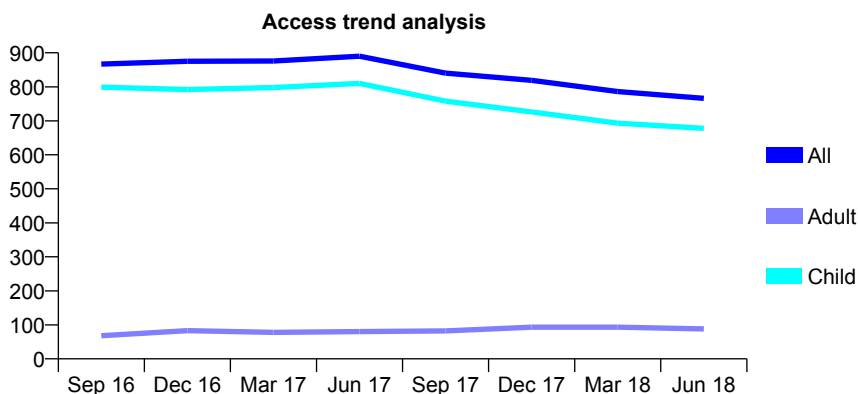
Q69 - Vital Signs At a Glance Contract Report for 235849/0001 - June 2018

Name or company name	MR JM BROWN
Contract type name	GDS Contract
Purpose of contract	General
Contract start date	01/04/2006
Contract end date	

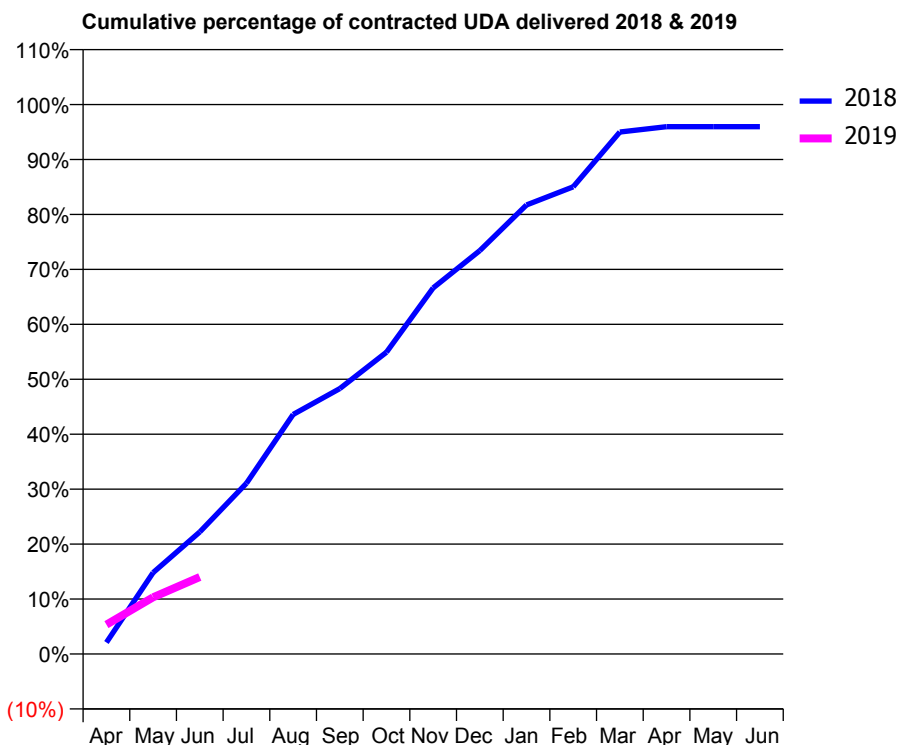
18/19 Contracted general activity (UDA)	1,254
Carry forward general activity (UDA)	0
18/19 Contracted orthodontic activity (UOA)	0
Carry forward orthodontic activity (UOA)	0
Baseline contract value	£23,627.27

ACCESS*

Patients seen in 24 months	Total	Change since previous quarter
Quarter ending June 2017	890	
Quarter ending September 2017	840	↓
Quarter ending December 2017	819	↓
Quarter ending March 2018	786	↓
Quarter ending June 2018	766	↓
Variance since June 2017	(13.9%)	↓



ACTIVITY



Month	Adjusted Scheduled Activity (UDA)	
	2018	2019
April	26	67
May	186	130
June	279	176
July	390	
August	547	
September	606	
October	689	
November	835	
December	921	
January	1,025	
February	1,066	
March	1,191	
April	1,203	
May	1,203	
June	1,203	

QUALITY

	Quantity	Base Number	Contract	AT	Region	England
% of FP17s for the same patient ID Re-attending within 3 months - Children	5	167	3.0%	11.0%	11.0%	11.5%
% of FP17s for the same patient ID Re-attending within 3 months - Adults	0	0	N/A	14.8%	15.3%	15.4%
% of FP17s for the same patient ID Re-attending between 3 & 9 months - Children	118	167	70.7%	59.0%	61.2%	58.9%
% of FP17s for the same patient ID Re-attending between 3 & 9 months - Adults	0	0	N/A	49.5%	52.9%	51.6%
% of FP17s for Band 1 Urgent Courses	3	157	1.9%	9.7%	9.4%	8.9%
% of FP17s Relating to Free Repair or Replacements	0	157	0.0%	0.7%	0.7%	0.8%
% of FP17s Relating to Continuations	0	157	0.0%	0.7%	0.9%	0.9%
% of Patients satisfied with the dentistry they have received	0	0	N/A	94.8%	93.6%	93.2%
% of Patients satisfied with the time they had to wait for an appointment	0	0	N/A	88.9%	88.8%	88.8%

* This is based on patients treated on this contract for their most recent course of treatment. Figures in italics indicate the base number of FP17s or Patient Questionnaire responses are less than 100. N/A is shown where the base number of responses is less than 10 during the period. % is calculated as Quantity/Base number*100

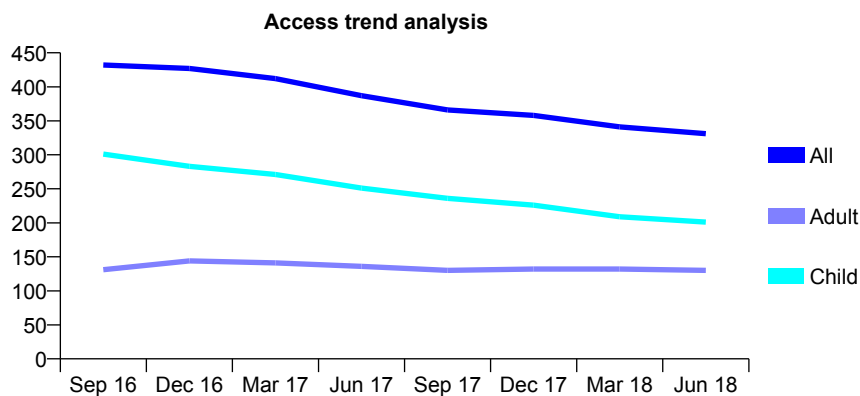
Q69 - Vital Signs At a Glance Contract Report for 237558/0001 - June 2018

Name or company name	Alexandra Dental Practice
Contract type name	GDS Contract
Purpose of contract	General
Contract start date	02/07/2012
Contract end date	

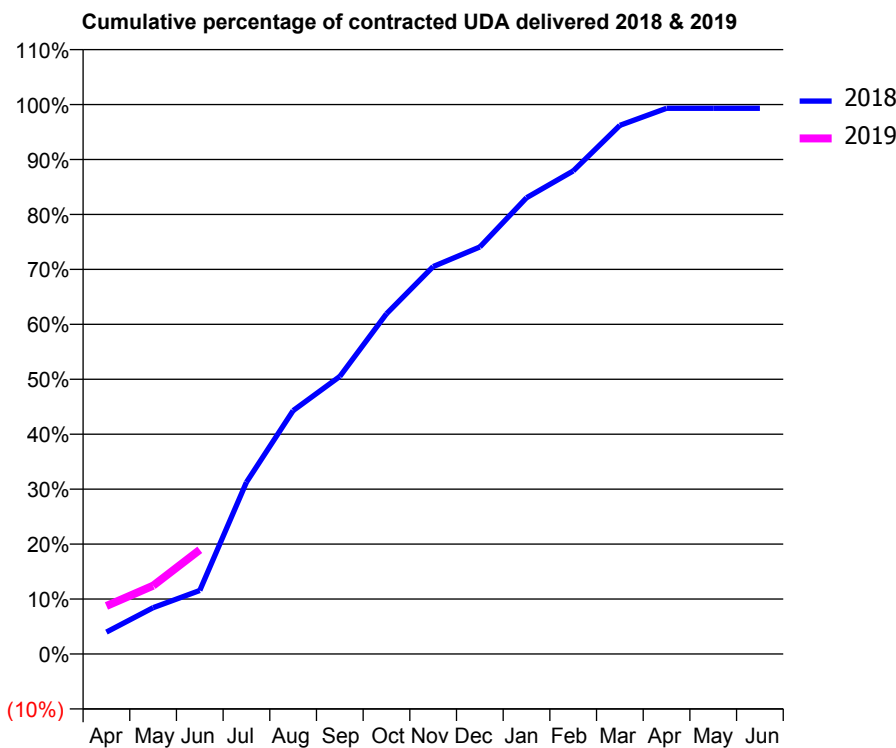
18/19 Contracted general activity (UDA)	675
Carry forward general activity (UDA)	0
18/19 Contracted orthodontic activity (UOA)	0
Carry forward orthodontic activity (UOA)	0
Baseline contract value	£12,274.72

ACCESS*

Patients seen in 24 months	Total	Change since previous quarter
Quarter ending June 2017	387	
Quarter ending September 2017	366	↓
Quarter ending December 2017	358	↓
Quarter ending March 2018	341	↓
Quarter ending June 2018	331	↓
Variance since June 2017	(14.5%)	↓



ACTIVITY



Adjusted Scheduled Activity (UDA)		
Month	2018	2019
April	27	59
May	57	84
June	78	128
July	211	
August	299	
September	341	
October	418	
November	476	
December	500	
January	560	
February	593	
March	649	
April	670	
May	670	
June	670	

QUALITY

	Quantity	Base Number	Contract	AT	Region	England
% of FP17s for the same patient ID Re-attending within 3 months - Children	4	77	5.2%	11.0%	11.0%	11.5%
% of FP17s for the same patient ID Re-attending within 3 months - Adults	0	10	0.0%	14.8%	15.3%	15.4%
% of FP17s for the same patient ID Re-attending between 3 & 9 months - Children	58	77	75.3%	59.0%	61.2%	58.9%
% of FP17s for the same patient ID Re-attending between 3 & 9 months - Adults	7	10	70.0%	49.5%	52.9%	51.6%
% of FP17s for Band 1 Urgent Courses	0	71	0.0%	9.7%	9.4%	8.9%
% of FP17s Relating to Free Repair or Replacements	0	71	0.0%	0.7%	0.7%	0.8%
% of FP17s Relating to Continuations	0	71	0.0%	0.7%	0.9%	0.9%
% of Patients satisfied with the dentistry they have received	0	0	N/A	94.8%	93.6%	93.2%
% of Patients satisfied with the time they had to wait for an appointment	0	0	N/A	88.9%	88.8%	88.8%

* This is based on patients treated on this contract for their most recent course of treatment. Figures in italics indicate the base number of FP17s or Patient Questionnaire responses are less than 100. N/A is shown where the base number of responses is less than 10 during the period. % is calculated as Quantity/Base number*100

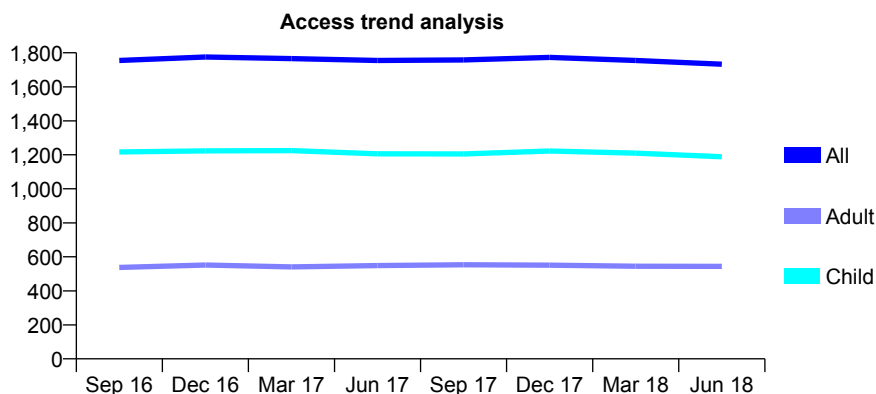
Q69 - Vital Signs At a Glance Contract Report for 237620/0001 - June 2018

Name or company name	MISS NJ BEARDSLEY
Contract type name	GDS Contract
Purpose of contract	General
Contract start date	01/04/2006
Contract end date	

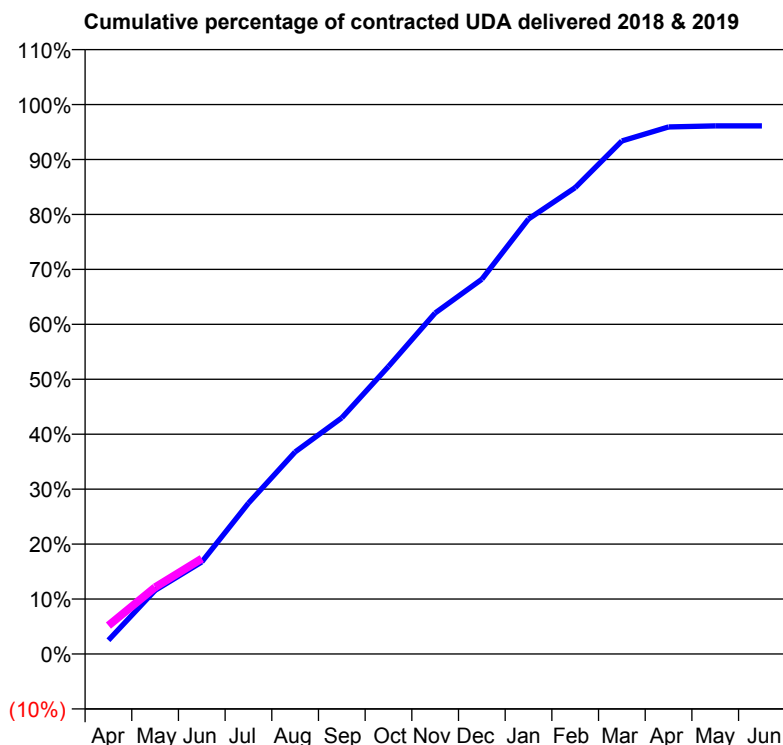
18/19 Contracted general activity (UDA)	5,732
Carry forward general activity (UDA)	0
18/19 Contracted orthodontic activity (UOA)	0
Carry forward orthodontic activity (UOA)	0
Baseline contract value	£149,657.56

ACCESS*

Patients seen in 24 months	Total	Change since previous quarter
Quarter ending June 2017	1,755	
Quarter ending September 2017	1,758	→
Quarter ending December 2017	1,773	→
Quarter ending March 2018	1,755	↓
Quarter ending June 2018	1,733	↓
Variance since June 2017	(1.3%)	↓



ACTIVITY



Adjusted Scheduled Activity (UDA)		
Month	2018	2019
April	144	297
May	664	697
June	960	995
July	1,574	
August	2,108	
September	2,465	
October	3,000	
November	3,558	
December	3,909	
January	4,538	
February	4,865	
March	5,352	
April	5,498	
May	5,510	
June	5,510	

QUALITY

	Quantity	Base Number	Contract	AT	Region	England
% of FP17s for the same patient ID Re-attending within 3 months - Children	30	433	6.9%	11.0%	11.0%	11.5%
% of FP17s for the same patient ID Re-attending within 3 months - Adults	12	143	8.4%	14.8%	15.3%	15.4%
% of FP17s for the same patient ID Re-attending between 3 & 9 months - Children	284	433	65.6%	59.0%	61.2%	58.9%
% of FP17s for the same patient ID Re-attending between 3 & 9 months - Adults	103	143	72.0%	49.5%	52.9%	51.6%
% of FP17s for Band 1 Urgent Courses	17	496	3.4%	9.7%	9.4%	8.9%
% of FP17s Relating to Free Repair or Replacements	1	496	0.2%	0.7%	0.7%	0.8%
% of FP17s Relating to Continuations	2	496	0.4%	0.7%	0.9%	0.9%
% of Patients satisfied with the dentistry they have received	1	1	N/A	94.8%	93.6%	93.2%
% of Patients satisfied with the time they had to wait for an appointment	1	1	N/A	88.9%	88.8%	88.8%

* This is based on patients treated on this contract for their most recent course of treatment. Figures in italics indicate the base number of FP17s or Patient Questionnaire responses are less than 100. N/A is shown where the base number of responses is less than 10 during the period. % is calculated as Quantity/Base number*100

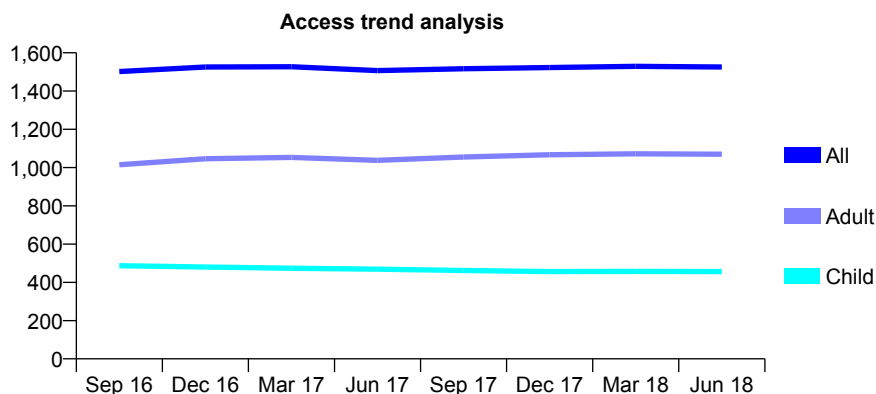
Q69 - Vital Signs At a Glance Contract Report for 238082/0001 - June 2018

Name or company name	MR SK GRAY
Contract type name	GDS Contract
Purpose of contract	General
Contract start date	01/04/2006
Contract end date	

18/19 Contracted general activity (UDA)	3,750
Carry forward general activity (UDA)	0
18/19 Contracted orthodontic activity (UOA)	0
Carry forward orthodontic activity (UOA)	0
Baseline contract value	£89,686.56

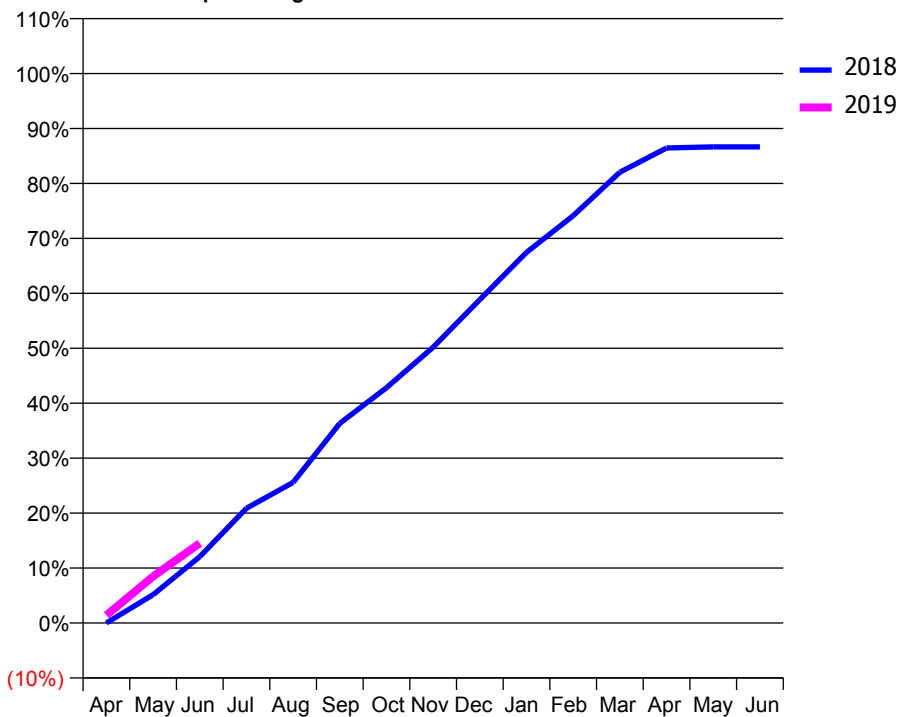
ACCESS*

Patients seen in 24 months	Total	Change since previous quarter
Quarter ending June 2017	1,507	
Quarter ending September 2017	1,517	→
Quarter ending December 2017	1,523	→
Quarter ending March 2018	1,529	→
Quarter ending June 2018	1,526	→
Variance since June 2017	1.3%	→



ACTIVITY

Cumulative percentage of contracted UDA delivered 2018 & 2019



Month	Adjusted Scheduled Activity (UDA)	
	2018	2019
April	0	53
May	194	318
June	452	544
July	783	
August	960	
September	1,363	
October	1,606	
November	1,883	
December	2,207	
January	2,530	
February	2,779	
March	3,077	
April	3,242	
May	3,249	
June	3,249	

QUALITY

	Quantity	Base Number	Contract	AT	Region	England
% of FP17s for the same patient ID Re-attending within 3 months - Children	2	152	1.3%	11.0%	11.0%	11.5%
% of FP17s for the same patient ID Re-attending within 3 months - Adults	29	324	9.0%	14.8%	15.3%	15.4%
% of FP17s for the same patient ID Re-attending between 3 & 9 months - Children	105	152	69.1%	59.0%	61.2%	58.9%
% of FP17s for the same patient ID Re-attending between 3 & 9 months - Adults	195	324	60.2%	49.5%	52.9%	51.6%
% of FP17s for Band 1 Urgent Courses	11	369	3.0%	9.7%	9.4%	8.9%
% of FP17s Relating to Free Repair or Replacements	0	369	0.0%	0.7%	0.7%	0.8%
% of FP17s Relating to Continuations	1	369	0.3%	0.7%	0.9%	0.9%
% of Patients satisfied with the dentistry they have received	1	1	N/A	94.8%	93.6%	93.2%
% of Patients satisfied with the time they had to wait for an appointment	1	1	N/A	88.9%	88.8%	88.8%

* This is based on patients treated on this contract for their most recent course of treatment. Figures in italics indicate the base number of FP17s or Patient Questionnaire responses are less than 100. N/A is shown where the base number of responses is less than 10 during the period. % is calculated as Quantity/Base number*100

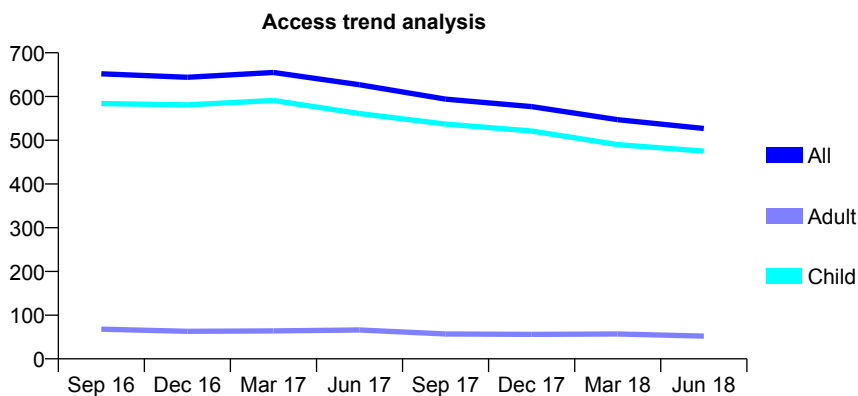
Q69 - Vital Signs At a Glance Contract Report for 239275/0001 - June 2018

Name or company name	RHDC Partners
Contract type name	GDS Contract
Purpose of contract	General
Contract start date	01/04/2006
Contract end date	

18/19 Contracted general activity (UDA)	870
Carry forward general activity (UDA)	0
18/19 Contracted orthodontic activity (UOA)	0
Carry forward orthodontic activity (UOA)	0
Baseline contract value	£20,800.75

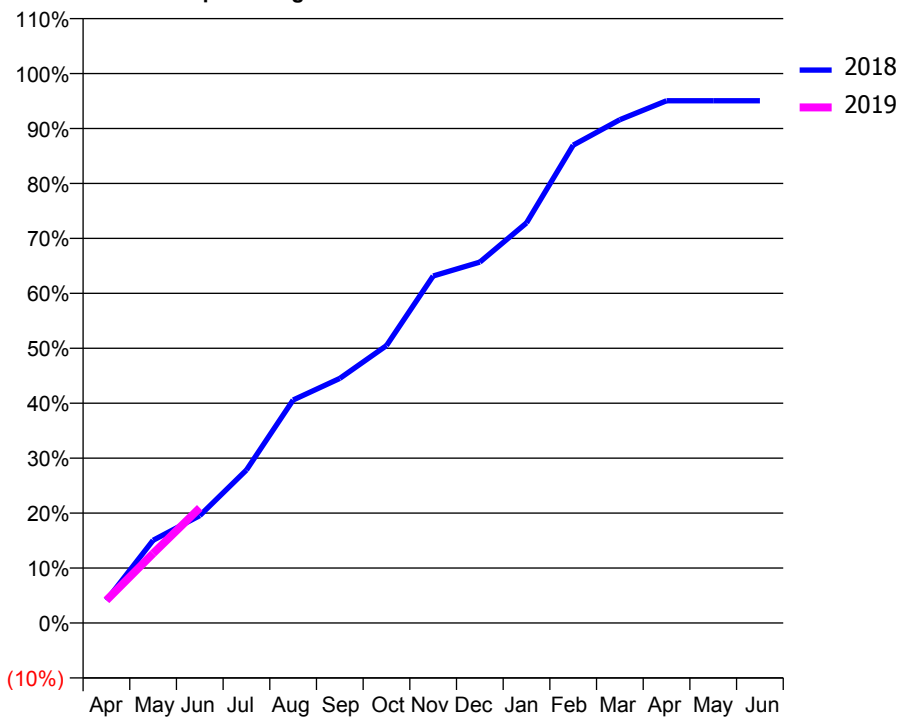
ACCESS*

Patients seen in 24 months	Total	Change since previous quarter
Quarter ending June 2017	627	
Quarter ending September 2017	594	↓
Quarter ending December 2017	577	↓
Quarter ending March 2018	547	↓
Quarter ending June 2018	527	↓
Variance since June 2017	(15.9%)	↓



ACTIVITY

Cumulative percentage of contracted UDA delivered 2018 & 2019



Adjusted Scheduled Activity (UDA)

Month	2018	2019
April	36	36
May	131	110
June	170	182
July	242	
August	353	
September	387	
October	439	
November	549	
December	571	
January	633	
February	757	
March	797	
April	827	
May	827	
June	827	

QUALITY

	Quantity	Base Number	Contract	AT	Region	England
% of FP17s for the same patient ID Re-attending within 3 months - Children	14	165	8.5%	11.0%	11.0%	11.5%
% of FP17s for the same patient ID Re-attending within 3 months - Adults	0	0	N/A	14.8%	15.3%	15.4%
% of FP17s for the same patient ID Re-attending between 3 & 9 months - Children	91	165	55.2%	59.0%	61.2%	58.9%
% of FP17s for the same patient ID Re-attending between 3 & 9 months - Adults	0	0	N/A	49.5%	52.9%	51.6%
% of FP17s for Band 1 Urgent Courses	1	140	0.7%	9.7%	9.4%	8.9%
% of FP17s Relating to Free Repair or Replacements	0	140	0.0%	0.7%	0.7%	0.8%
% of FP17s Relating to Continuations	5	140	3.6%	0.7%	0.9%	0.9%
% of Patients satisfied with the dentistry they have received	0	0	N/A	94.8%	93.6%	93.2%
% of Patients satisfied with the time they had to wait for an appointment	0	0	N/A	88.9%	88.8%	88.8%

* This is based on patients treated on this contract for their most recent course of treatment. Figures in italics indicate the base number of FP17s or Patient Questionnaire responses are less than 100. N/A is shown where the base number of responses is less than 10 during the period. % is calculated as Quantity/Base number*100

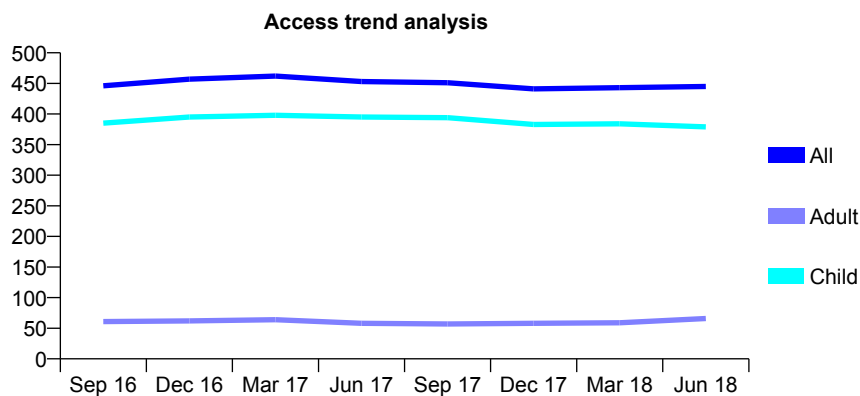
Q69 - Vital Signs At a Glance Contract Report for 244287/0001 - June 2018

Name or company name	MR CR HARRIS
Contract type name	GDS Contract
Purpose of contract	General
Contract start date	01/04/2006
Contract end date	

18/19 Contracted general activity (UDA)	1,083
Carry forward general activity (UDA)	0
18/19 Contracted orthodontic activity (UOA)	0
Carry forward orthodontic activity (UOA)	0
Baseline contract value	£23,476.34

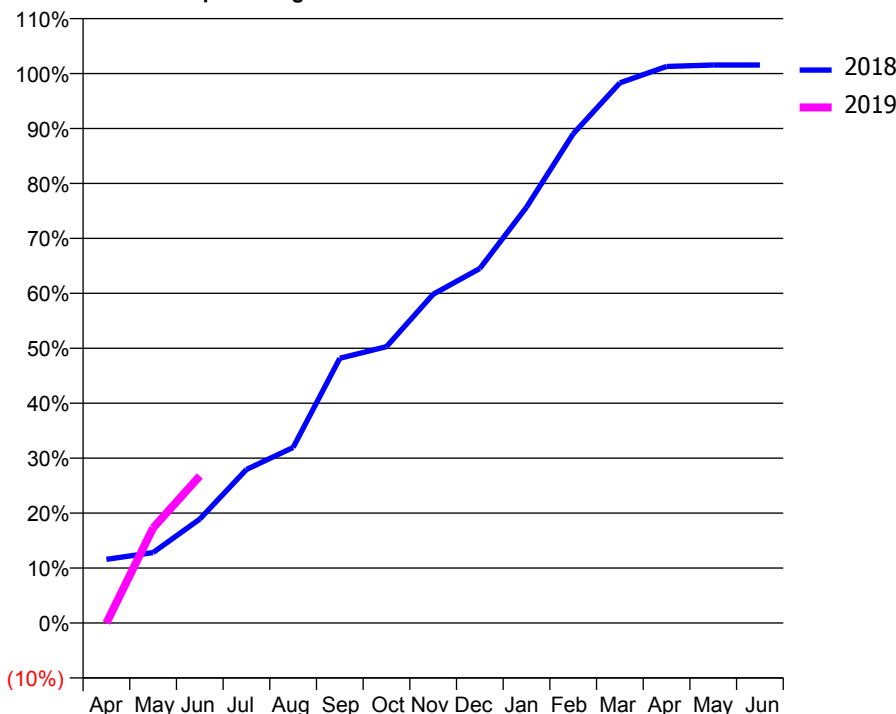
ACCESS*

Patients seen in 24 months	Total	Change since previous quarter
Quarter ending June 2017	453	
Quarter ending September 2017	451	→
Quarter ending December 2017	441	↓
Quarter ending March 2018	443	→
Quarter ending June 2018	445	→
Variance since June 2017	(1.8%)	↓



ACTIVITY

Cumulative percentage of contracted UDA delivered 2018 & 2019



Adjusted Scheduled Activity (UDA)		
Month	2018	2019
April	126	0
May	139	187
June	205	290
July	303	
August	346	
September	522	
October	545	
November	648	
December	699	
January	820	
February	964	
March	1,064	
April	1,097	
May	1,100	
June	1,100	

QUALITY

	Quantity	Base Number	Contract	AT	Region	England
% of FP17s for the same patient ID Re-attending within 3 months - Children	16	151	10.6%	11.0%	11.0%	11.5%
% of FP17s for the same patient ID Re-attending within 3 months - Adults	1	6	16.7%	14.8%	15.3%	15.4%
% of FP17s for the same patient ID Re-attending between 3 & 9 months - Children	96	151	63.6%	59.0%	61.2%	58.9%
% of FP17s for the same patient ID Re-attending between 3 & 9 months - Adults	5	6	83.3%	49.5%	52.9%	51.6%
% of FP17s for Band 1 Urgent Courses	4	134	3.0%	9.7%	9.4%	8.9%
% of FP17s Relating to Free Repair or Replacements	0	134	0.0%	0.7%	0.7%	0.8%
% of FP17s Relating to Continuations	2	134	1.5%	0.7%	0.9%	0.9%
% of Patients satisfied with the dentistry they have received	0	0	N/A	94.8%	93.6%	93.2%
% of Patients satisfied with the time they had to wait for an appointment	0	0	N/A	88.9%	88.8%	88.8%

* This is based on patients treated on this contract for their most recent course of treatment. Figures in italics indicate the base number of FP17s or Patient Questionnaire responses are less than 100. N/A is shown where the base number of responses is less than 10 during the period. % is calculated as Quantity/Base number*100

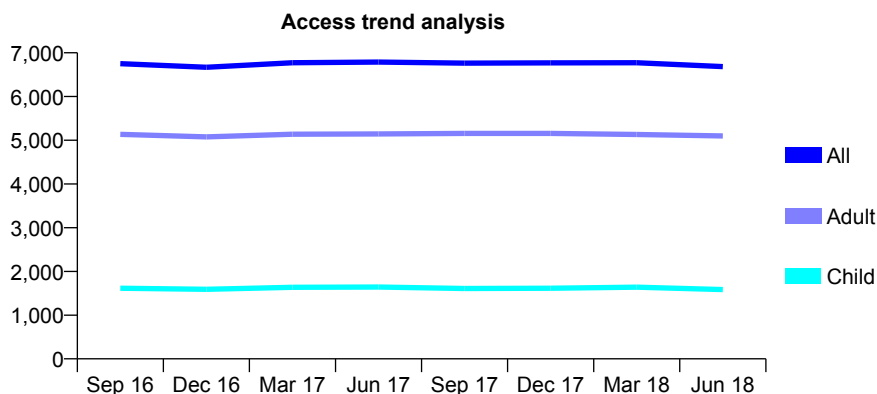
Q69 - Vital Signs At a Glance Contract Report for 250511/0001 - June 2018

Name or company name	Mr BS Degun and Mr DS Jheeta
Contract type name	GDS Contract
Purpose of contract	General
Contract start date	01/04/2006
Contract end date	

18/19 Contracted general activity (UDA)	21,463
Carry forward general activity (UDA)	0
18/19 Contracted orthodontic activity (UOA)	0
Carry forward orthodontic activity (UOA)	0
Baseline contract value	£542,369.94

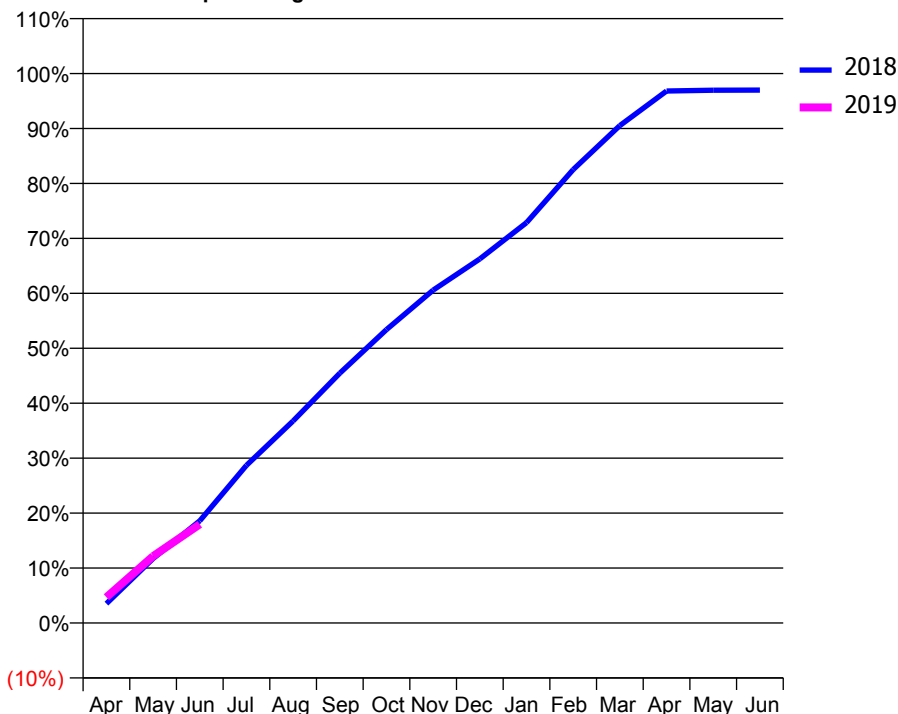
ACCESS*

Patients seen in 24 months	Total	Change since previous quarter
Quarter ending June 2017	6,788	
Quarter ending September 2017	6,765	→
Quarter ending December 2017	6,770	→
Quarter ending March 2018	6,772	→
Quarter ending June 2018	6,683	↓
Variance since June 2017	(1.5%)	↓



ACTIVITY

Cumulative percentage of contracted UDA delivered 2018 & 2019



Month	Adjusted Scheduled Activity (UDA)	
	2018	2019
April	759	1,008
May	2,520	2,612
June	3,994	3,855
July	6,159	
August	7,891	
September	9,759	
October	11,460	
November	13,004	
December	14,219	
January	15,636	
February	17,711	
March	19,432	
April	20,780	
May	20,812	
June	20,814	

QUALITY

	Quantity	Base Number	Contract	AT	Region	England
% of FP17s for the same patient ID Re-attending within 3 months - Children	43	605	7.1%	11.0%	11.0%	11.5%
% of FP17s for the same patient ID Re-attending within 3 months - Adults	161	1,439	11.2%	14.8%	15.3%	15.4%
% of FP17s for the same patient ID Re-attending between 3 & 9 months - Children	371	605	61.3%	59.0%	61.2%	58.9%
% of FP17s for the same patient ID Re-attending between 3 & 9 months - Adults	716	1,439	49.8%	49.5%	52.9%	51.6%
% of FP17s for Band 1 Urgent Courses	192	1,663	11.5%	9.7%	9.4%	8.9%
% of FP17s Relating to Free Repair or Replacements	7	1,663	0.4%	0.7%	0.7%	0.8%
% of FP17s Relating to Continuations	1	1,663	0.1%	0.7%	0.9%	0.9%
% of Patients satisfied with the dentistry they have received	2	2	N/A	94.8%	93.6%	93.2%
% of Patients satisfied with the time they had to wait for an appointment	2	2	N/A	88.9%	88.8%	88.8%

* This is based on patients treated on this contract for their most recent course of treatment. Figures in italics indicate the base number of FP17s or Patient Questionnaire responses are less than 100. N/A is shown where the base number of responses is less than 10 during the period. % is calculated as Quantity/Base number*100

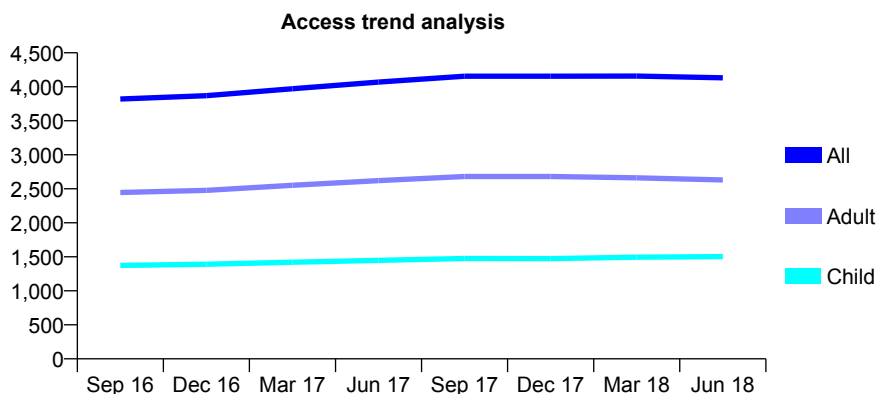
Q69 - Vital Signs At a Glance Contract Report for 250929/0001 - June 2018

Name or company name	MR JS GILL
Contract type name	GDS Contract
Purpose of contract	General
Contract start date	01/04/2006
Contract end date	

18/19 Contracted general activity (UDA)	13,780
Carry forward general activity (UDA)	0
18/19 Contracted orthodontic activity (UOA)	0
Carry forward orthodontic activity (UOA)	0
Baseline contract value	£430,010.86

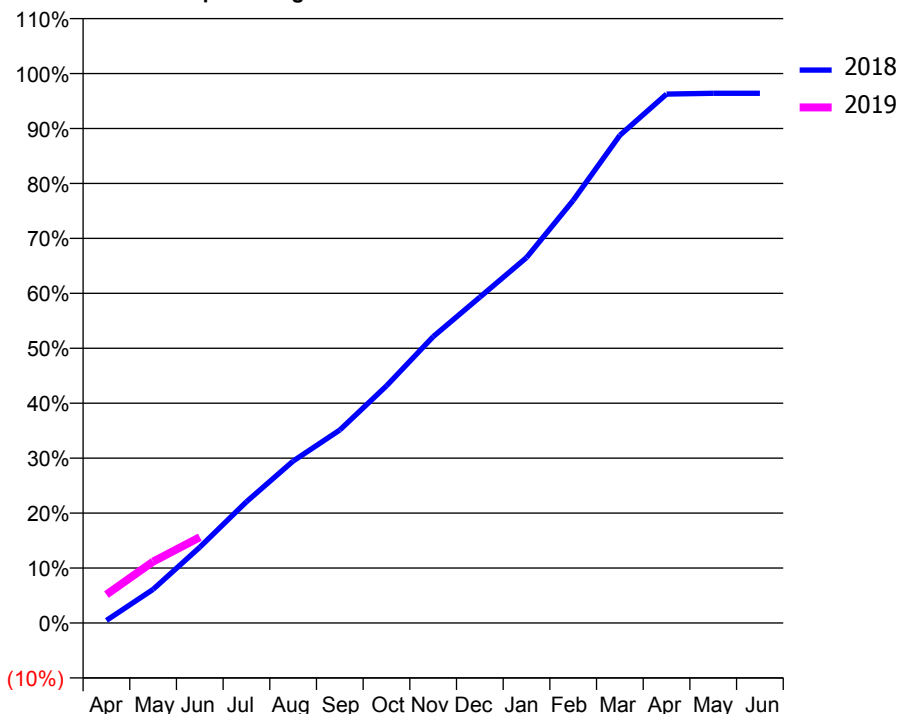
ACCESS*

Patients seen in 24 months	Total	Change since previous quarter
Quarter ending June 2017	4,070	
Quarter ending September 2017	4,156	↑
Quarter ending December 2017	4,155	→
Quarter ending March 2018	4,158	→
Quarter ending June 2018	4,132	→
Variance since June 2017	1.5%	→



ACTIVITY

Cumulative percentage of contracted UDA delivered 2018 & 2019



Adjusted Scheduled Activity (UDA)

Month	2018	2019
April	66	713
May	846	1,540
June	1,901	2,152
July	3,042	
August	4,061	
September	4,839	
October	5,949	
November	7,180	
December	8,173	
January	9,163	
February	10,600	
March	12,229	
April	13,262	
May	13,283	
June	13,284	

QUALITY

	Quantity	Base Number	Contract	AT	Region	England
% of FP17s for the same patient ID Re-attending within 3 months - Children	18	486	3.7%	11.0%	11.0%	11.5%
% of FP17s for the same patient ID Re-attending within 3 months - Adults	84	600	14.0%	14.8%	15.3%	15.4%
% of FP17s for the same patient ID Re-attending between 3 & 9 months - Children	302	486	62.1%	59.0%	61.2%	58.9%
% of FP17s for the same patient ID Re-attending between 3 & 9 months - Adults	263	600	43.8%	49.5%	52.9%	51.6%
% of FP17s for Band 1 Urgent Courses	91	876	10.4%	9.7%	9.4%	8.9%
% of FP17s Relating to Free Repair or Replacements	13	876	1.5%	0.7%	0.7%	0.8%
% of FP17s Relating to Continuations	2	876	0.2%	0.7%	0.9%	0.9%
% of Patients satisfied with the dentistry they have received	4	5	N/A	94.8%	93.6%	93.2%
% of Patients satisfied with the time they had to wait for an appointment	5	5	N/A	88.9%	88.8%	88.8%

* This is based on patients treated on this contract for their most recent course of treatment. Figures in italics indicate the base number of FP17s or Patient Questionnaire responses are less than 100. N/A is shown where the base number of responses is less than 10 during the period. % is calculated as Quantity/Base number*100

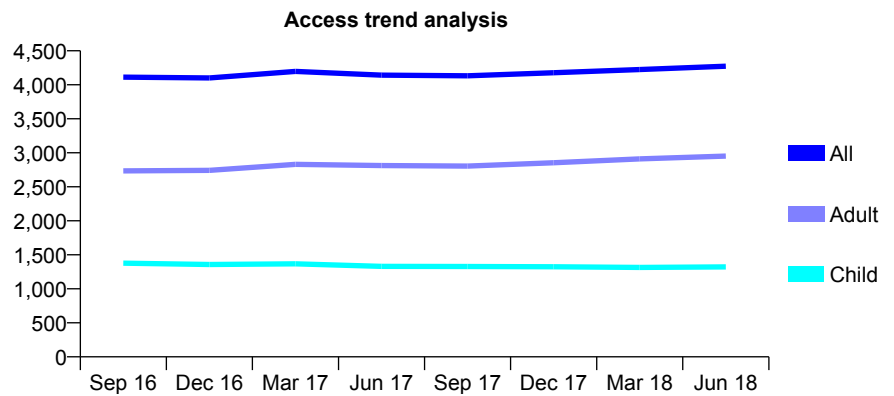
Q69 - Vital Signs At a Glance Contract Report for 253359/0001 - June 2018

Name or company name	MR MA LADAK
Contract type name	GDS Contract
Purpose of contract	General
Contract start date	01/04/2006
Contract end date	

18/19 Contracted general activity (UDA)	11,021
Carry forward general activity (UDA)	0
18/19 Contracted orthodontic activity (UOA)	0
Carry forward orthodontic activity (UOA)	0
Baseline contract value	£355,548.94

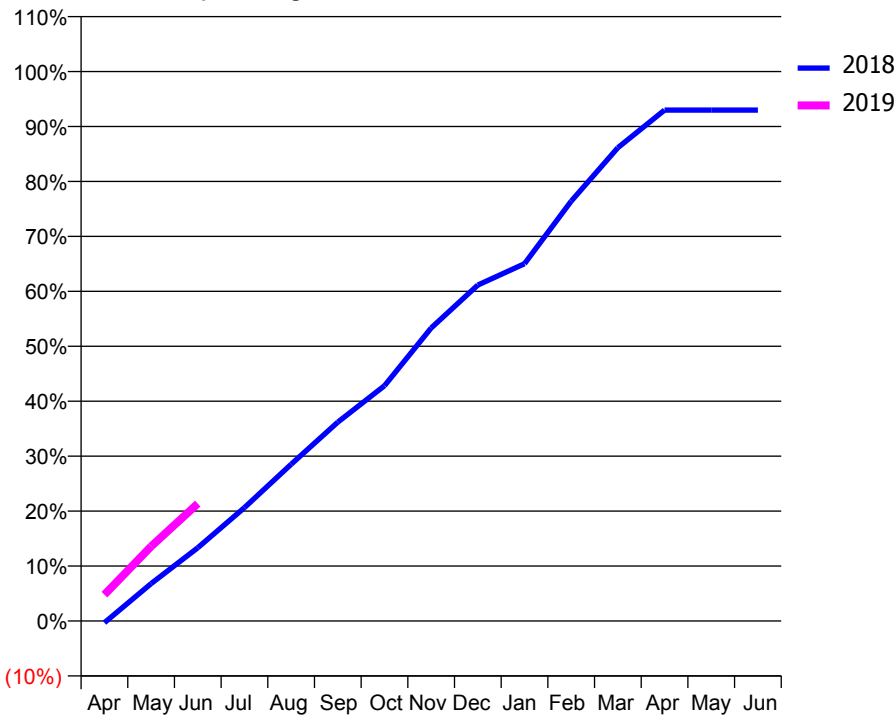
ACCESS*

Patients seen in 24 months	Total	Change since previous quarter
Quarter ending June 2017	4,142	
Quarter ending September 2017	4,133	→
Quarter ending December 2017	4,178	→
Quarter ending March 2018	4,225	→
Quarter ending June 2018	4,273	→
Variance since June 2017	3.2%	↑



ACTIVITY

Cumulative percentage of contracted UDA delivered 2018 & 2019



Month	Adjusted Scheduled Activity (UDA)	
	2018	2019
April	-35	529
May	749	1,497
June	1,469	2,354
July	2,275	
August	3,143	
September	3,989	
October	4,718	
November	5,876	
December	6,737	
January	7,166	
February	8,421	
March	9,494	
April	10,246	
May	10,246	
June	10,246	

QUALITY

	Quantity	Base Number	Contract	AT	Region	England
% of FP17s for the same patient ID Re-attending within 3 months - Children	40	545	7.3%	11.0%	11.0%	11.5%
% of FP17s for the same patient ID Re-attending within 3 months - Adults	177	1,092	16.2%	14.8%	15.3%	15.4%
% of FP17s for the same patient ID Re-attending between 3 & 9 months - Children	372	545	68.3%	59.0%	61.2%	58.9%
% of FP17s for the same patient ID Re-attending between 3 & 9 months - Adults	570	1,092	52.2%	49.5%	52.9%	51.6%
% of FP17s for Band 1 Urgent Courses	104	1,348	7.7%	9.7%	9.4%	8.9%
% of FP17s Relating to Free Repair or Replacements	6	1,348	0.4%	0.7%	0.7%	0.8%
% of FP17s Relating to Continuations	29	1,348	2.2%	0.7%	0.9%	0.9%
% of Patients satisfied with the dentistry they have received	1	1	N/A	94.8%	93.6%	93.2%
% of Patients satisfied with the time they had to wait for an appointment	1	1	N/A	88.9%	88.8%	88.8%

* This is based on patients treated on this contract for their most recent course of treatment. Figures in italics indicate the base number of FP17s or Patient Questionnaire responses are less than 100. N/A is shown where the base number of responses is less than 10 during the period. % is calculated as Quantity/Base number*100

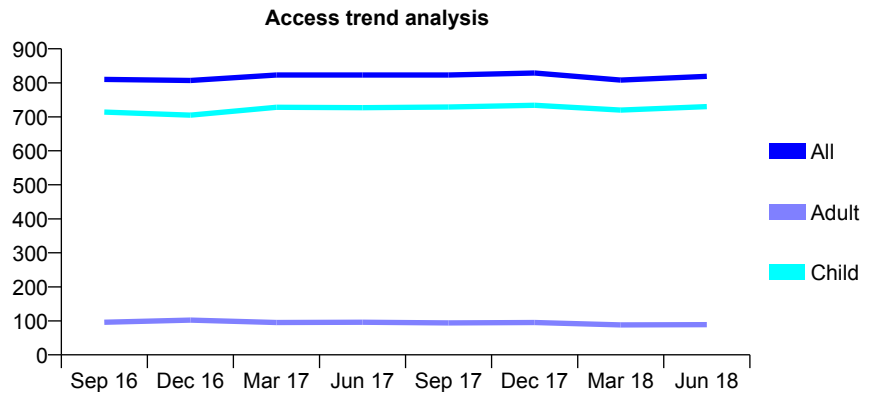
Q69 - Vital Signs At a Glance Contract Report for 253731/0001 - June 2018

Name or company name	MR V KUMAR
Contract type name	GDS Contract
Purpose of contract	General
Contract start date	01/04/2006
Contract end date	

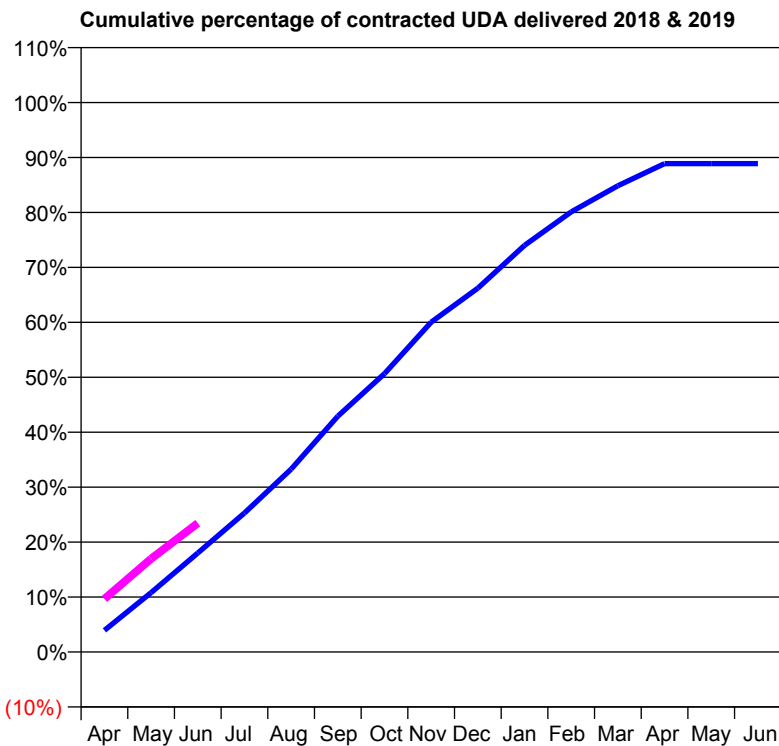
18/19 Contracted general activity (UDA)	1,570
Carry forward general activity (UDA)	0
18/19 Contracted orthodontic activity (UOA)	0
Carry forward orthodontic activity (UOA)	0
Baseline contract value	£40,974.31

ACCESS*

Patients seen in 24 months	Total	Change since previous quarter
Quarter ending June 2017	823	
Quarter ending September 2017	823	→
Quarter ending December 2017	829	→
Quarter ending March 2018	808	↓
Quarter ending June 2018	819	→
Variance since June 2017	(0.5%)	→



ACTIVITY



Month	Adjusted Scheduled Activity (UDA)	
	2018	2019
April	62	152
May	170	267
June	283	368
July	397	
August	522	
September	674	
October	795	
November	942	
December	1,040	
January	1,162	
February	1,258	
March	1,332	
April	1,395	
May	1,395	
June	1,395	

QUALITY

	Quantity	Base Number	Contract	AT	Region	England
% of FP17s for the same patient ID Re-attending within 3 months - Children	15	374	4.0%	11.0%	11.0%	11.5%
% of FP17s for the same patient ID Re-attending within 3 months - Adults	0	14	0.0%	14.8%	15.3%	15.4%
% of FP17s for the same patient ID Re-attending between 3 & 9 months - Children	275	374	73.5%	59.0%	61.2%	58.9%
% of FP17s for the same patient ID Re-attending between 3 & 9 months - Adults	10	14	71.4%	49.5%	52.9%	51.6%
% of FP17s for Band 1 Urgent Courses	7	329	2.1%	9.7%	9.4%	8.9%
% of FP17s Relating to Free Repair or Replacements	0	329	0.0%	0.7%	0.7%	0.8%
% of FP17s Relating to Continuations	2	329	0.6%	0.7%	0.9%	0.9%
% of Patients satisfied with the dentistry they have received	1	1	N/A	94.8%	93.6%	93.2%
% of Patients satisfied with the time they had to wait for an appointment	1	1	N/A	88.9%	88.8%	88.8%

* This is based on patients treated on this contract for their most recent course of treatment. Figures in italics indicate the base number of FP17s or Patient Questionnaire responses are less than 100. N/A is shown where the base number of responses is less than 10 during the period. % is calculated as Quantity/Base number*100

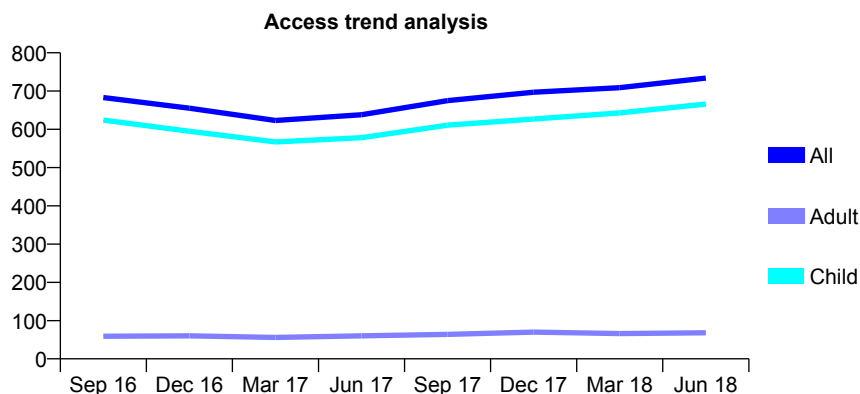
Q69 - Vital Signs At a Glance Contract Report for 257273/0001 - June 2018

Name or company name	MR NP ARNOLD
Contract type name	GDS Contract
Purpose of contract	General
Contract start date	01/04/2006
Contract end date	

18/19 Contracted general activity (UDA)	1,246
Carry forward general activity (UDA)	0
18/19 Contracted orthodontic activity (UOA)	0
Carry forward orthodontic activity (UOA)	0
Baseline contract value	£24,285.15

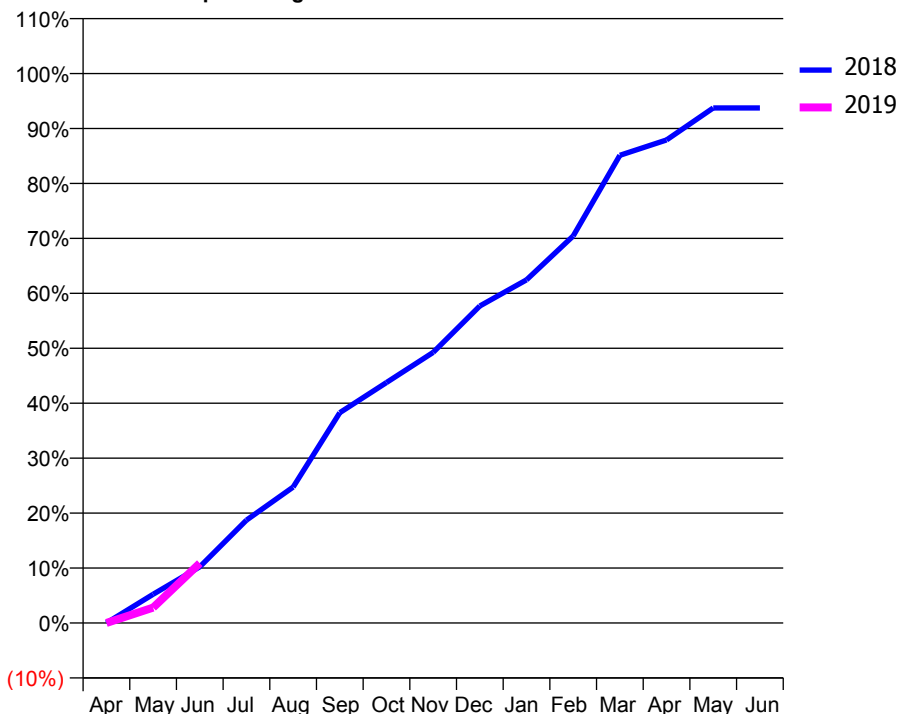
ACCESS*

Patients seen in 24 months	Total	Change since previous quarter
Quarter ending June 2017	638	
Quarter ending September 2017	675	↑
Quarter ending December 2017	697	↑
Quarter ending March 2018	709	→
Quarter ending June 2018	734	↑
Variance since June 2017	15.0%	↑



ACTIVITY

Cumulative percentage of contracted UDA delivered 2018 & 2019



Month	Adjusted Scheduled Activity (UDA)	
	2018	2019
April	0	0
May	65	35
June	127	136
July	233	
August	308	
September	477	
October	545	
November	614	
December	719	
January	778	
February	878	
March	1,060	
April	1,095	
May	1,168	
June	1,168	

QUALITY

	Quantity	Base Number	Contract	AT	Region	England
% of FP17s for the same patient ID Re-attending within 3 months - Children	8	211	3.8%	11.0%	11.0%	11.5%
% of FP17s for the same patient ID Re-attending within 3 months - Adults	0	0	N/A	14.8%	15.3%	15.4%
% of FP17s for the same patient ID Re-attending between 3 & 9 months - Children	126	211	59.7%	59.0%	61.2%	58.9%
% of FP17s for the same patient ID Re-attending between 3 & 9 months - Adults	0	0	N/A	49.5%	52.9%	51.6%
% of FP17s for Band 1 Urgent Courses	3	119	2.5%	9.7%	9.4%	8.9%
% of FP17s Relating to Free Repair or Replacements	0	119	0.0%	0.7%	0.7%	0.8%
% of FP17s Relating to Continuations	0	119	0.0%	0.7%	0.9%	0.9%
% of Patients satisfied with the dentistry they have received	1	1	N/A	94.8%	93.6%	93.2%
% of Patients satisfied with the time they had to wait for an appointment	1	1	N/A	88.9%	88.8%	88.8%

* This is based on patients treated on this contract for their most recent course of treatment. Figures in italics indicate the base number of FP17s or Patient Questionnaire responses are less than 100. N/A is shown where the base number of responses is less than 10 during the period. % is calculated as Quantity/Base number*100

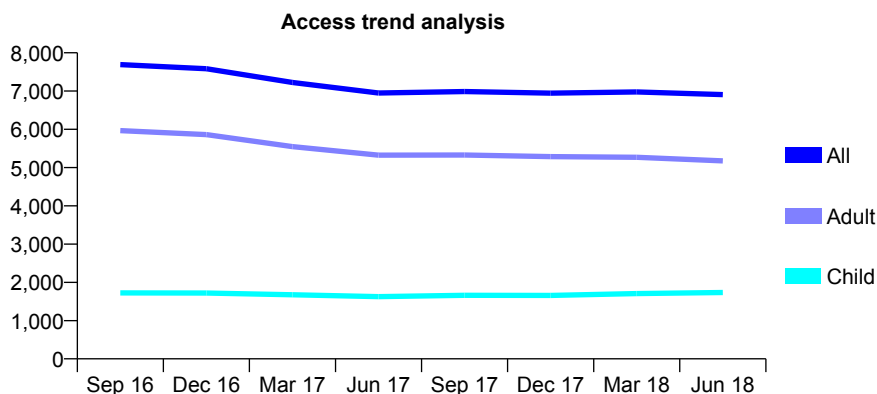
Q69 - Vital Signs At a Glance Contract Report for 258989/0001 - June 2018

Name or company name	Mr Andrew Cumming and Mr Jayesh Kotec
Contract type name	GDS Contract
Purpose of contract	General
Contract start date	01/04/2006
Contract end date	

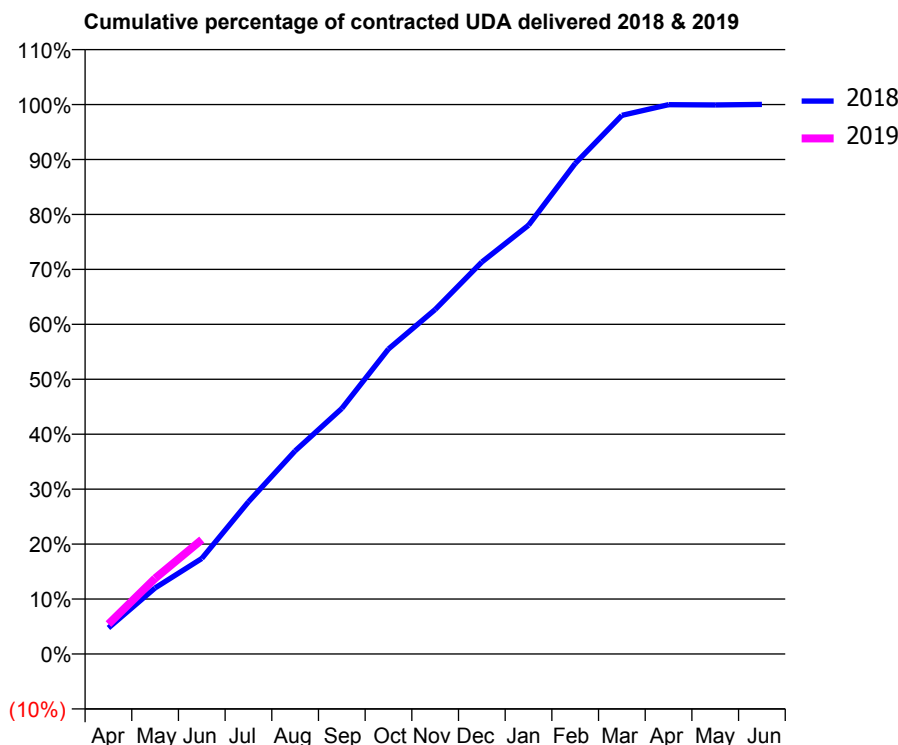
18/19 Contracted general activity (UDA)	19,500
Carry forward general activity (UDA)	0
18/19 Contracted orthodontic activity (UOA)	0
Carry forward orthodontic activity (UOA)	0
Baseline contract value	£613,970.54

ACCESS*

Patients seen in 24 months	Total	Change since previous quarter
Quarter ending June 2017	6,950	
Quarter ending September 2017	6,988	→
Quarter ending December 2017	6,945	→
Quarter ending March 2018	6,977	→
Quarter ending June 2018	6,908	→
Variance since June 2017	(0.6%)	→



ACTIVITY



Month	Adjusted Scheduled Activity (UDA)	
	2018	2019
April	923	1,063
May	2,343	2,688
June	3,389	4,056
July	5,400	
August	7,210	
September	8,712	
October	10,825	
November	12,227	
December	13,909	
January	15,216	
February	17,408	
March	19,114	
April	19,495	
May	19,485	
June	19,504	

QUALITY

	Quantity	Base Number	Contract	AT	Region	England
% of FP17s for the same patient ID Re-attending within 3 months - Children	26	508	5.1%	11.0%	11.0%	11.5%
% of FP17s for the same patient ID Re-attending within 3 months - Adults	267	1,563	17.1%	14.8%	15.3%	15.4%
% of FP17s for the same patient ID Re-attending between 3 & 9 months - Children	221	508	43.5%	59.0%	61.2%	58.9%
% of FP17s for the same patient ID Re-attending between 3 & 9 months - Adults	682	1,563	43.6%	49.5%	52.9%	51.6%
% of FP17s for Band 1 Urgent Courses	123	1,869	6.6%	9.7%	9.4%	8.9%
% of FP17s Relating to Free Repair or Replacements	12	1,869	0.6%	0.7%	0.7%	0.8%
% of FP17s Relating to Continuations	10	1,869	0.5%	0.7%	0.9%	0.9%
% of Patients satisfied with the dentistry they have received	8	9	N/A	94.8%	93.6%	93.2%
% of Patients satisfied with the time they had to wait for an appointment	8	9	N/A	88.9%	88.8%	88.8%

* This is based on patients treated on this contract for their most recent course of treatment. Figures in italics indicate the base number of FP17s or Patient Questionnaire responses are less than 100. N/A is shown where the base number of responses is less than 10 during the period. % is calculated as Quantity/Base number*100

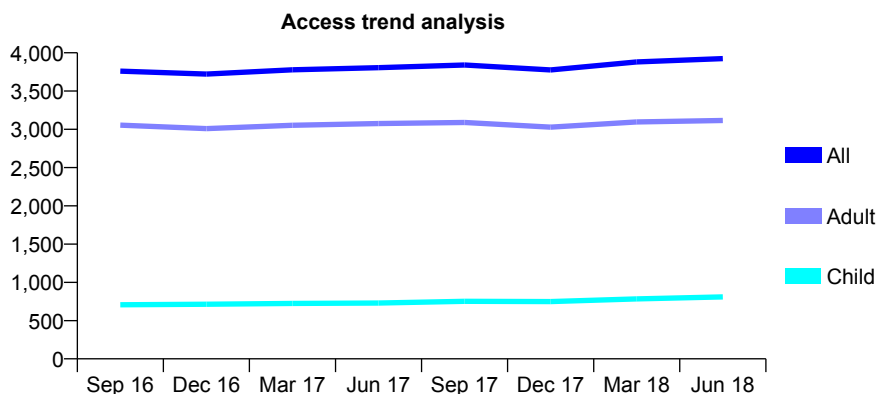
Q69 - Vital Signs At a Glance Contract Report for 263400/0001 - June 2018

Name or company name	MR TP WINDSOR
Contract type name	GDS Contract
Purpose of contract	General
Contract start date	01/04/2006
Contract end date	

18/19 Contracted general activity (UDA)	12,294
Carry forward general activity (UDA)	0
18/19 Contracted orthodontic activity (UOA)	0
Carry forward orthodontic activity (UOA)	0
Baseline contract value	£293,381.18

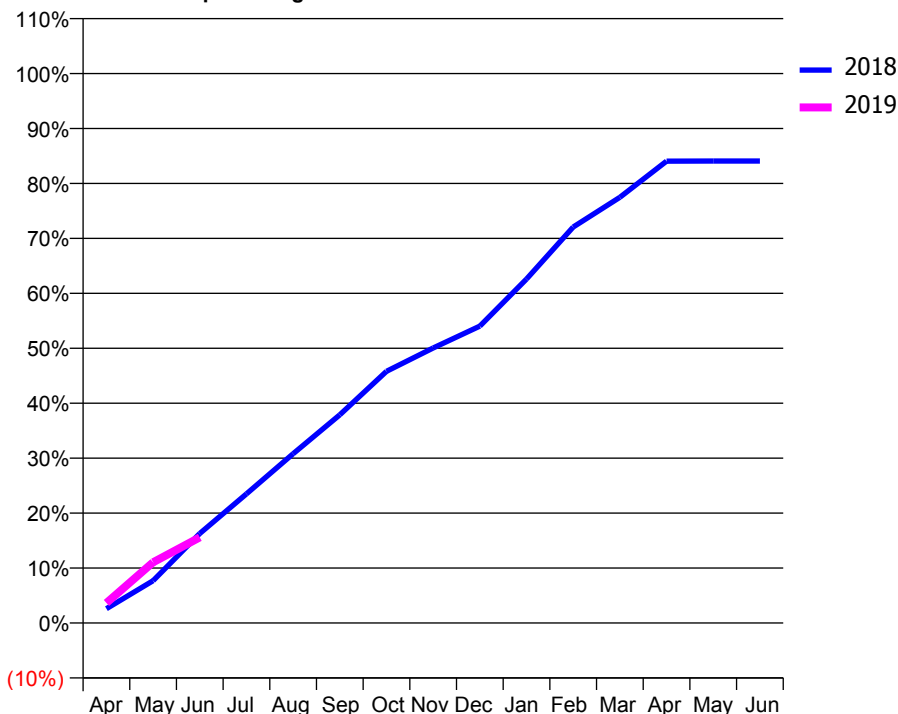
ACCESS*

Patients seen in 24 months	Total	Change since previous quarter
Quarter ending June 2017	3,806	
Quarter ending September 2017	3,841	→
Quarter ending December 2017	3,776	↓
Quarter ending March 2018	3,881	↑
Quarter ending June 2018	3,925	→
Variance since June 2017	3.1%	↑



ACTIVITY

Cumulative percentage of contracted UDA delivered 2018 & 2019



Adjusted Scheduled Activity (UDA)

Month	2018	2019
April	322	449
May	946	1,359
June	2,004	1,917
July	2,889	
August	3,786	
September	4,659	
October	5,631	
November	6,153	
December	6,644	
January	7,696	
February	8,860	
March	9,525	
April	10,333	
May	10,335	
June	10,336	

QUALITY

	Quantity	Base Number	Contract	AT	Region	England
% of FP17s for the same patient ID Re-attending within 3 months - Children	19	286	6.6%	11.0%	11.0%	11.5%
% of FP17s for the same patient ID Re-attending within 3 months - Adults	105	1,004	10.5%	14.8%	15.3%	15.4%
% of FP17s for the same patient ID Re-attending between 3 & 9 months - Children	183	286	64.0%	59.0%	61.2%	58.9%
% of FP17s for the same patient ID Re-attending between 3 & 9 months - Adults	620	1,004	61.8%	49.5%	52.9%	51.6%
% of FP17s for Band 1 Urgent Courses	75	1,042	7.2%	9.7%	9.4%	8.9%
% of FP17s Relating to Free Repair or Replacements	3	1,042	0.3%	0.7%	0.7%	0.8%
% of FP17s Relating to Continuations	2	1,042	0.2%	0.7%	0.9%	0.9%
% of Patients satisfied with the dentistry they have received	3	3	N/A	94.8%	93.6%	93.2%
% of Patients satisfied with the time they had to wait for an appointment	2	3	N/A	88.9%	88.8%	88.8%

* This is based on patients treated on this contract for their most recent course of treatment. Figures in italics indicate the base number of FP17s or Patient Questionnaire responses are less than 100. N/A is shown where the base number of responses is less than 10 during the period. % is calculated as Quantity/Base number*100

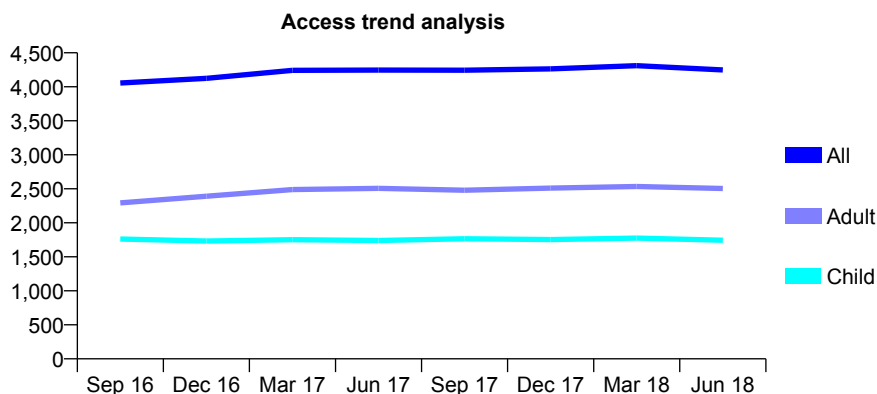
Q69 - Vital Signs At a Glance Contract Report for 269913/0002 - June 2018

Name or company name	MISS NZ ALI
Contract type name	GDS Contract
Purpose of contract	General
Contract start date	01/06/2006
Contract end date	

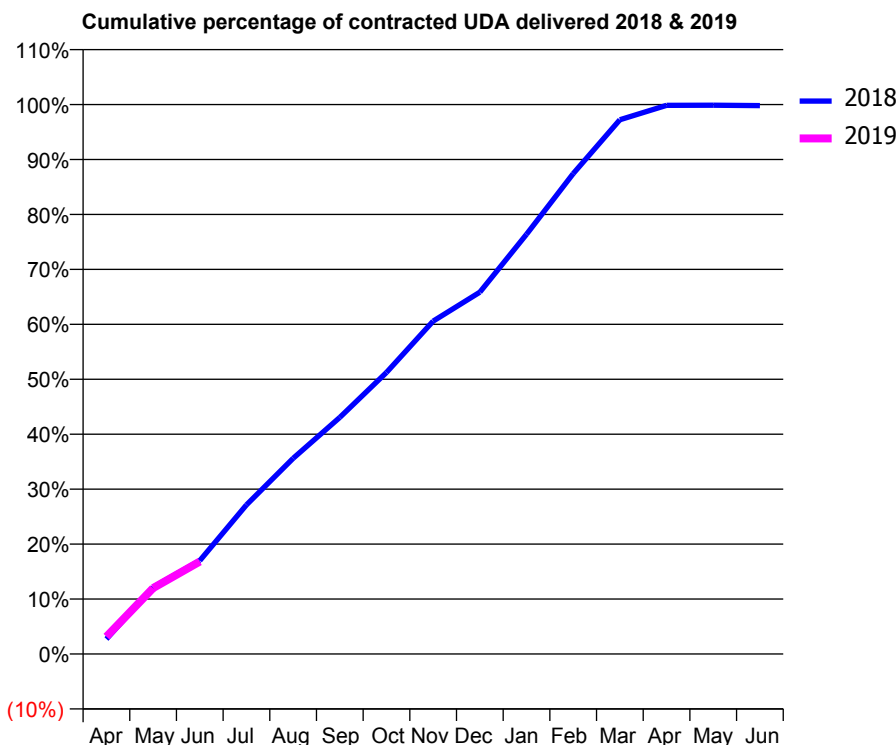
18/19 Contracted general activity (UDA)	12,851
Carry forward general activity (UDA)	0
18/19 Contracted orthodontic activity (UOA)	0
Carry forward orthodontic activity (UOA)	0
Baseline contract value	£389,425.59

ACCESS*

Patients seen in 24 months	Total	Change since previous quarter
Quarter ending June 2017	4,247	
Quarter ending September 2017	4,245	→
Quarter ending December 2017	4,264	→
Quarter ending March 2018	4,311	→
Quarter ending June 2018	4,249	↓
Variance since June 2017	0.0%	→



ACTIVITY



Month	Adjusted Scheduled Activity (UDA)	
	2018	2019
April	366	406
May	1,624	1,541
June	2,271	2,163
July	3,628	
August	4,760	
September	5,756	
October	6,847	
November	8,096	
December	8,800	
January	10,207	
February	11,685	
March	12,994	
April	13,346	
May	13,349	
June	13,338	

QUALITY

	Quantity	Base Number	Contract	AT	Region	England
% of FP17s for the same patient ID Re-attending within 3 months - Children	35	373	9.4%	11.0%	11.0%	11.5%
% of FP17s for the same patient ID Re-attending within 3 months - Adults	77	458	16.8%	14.8%	15.3%	15.4%
% of FP17s for the same patient ID Re-attending between 3 & 9 months - Children	136	373	36.5%	59.0%	61.2%	58.9%
% of FP17s for the same patient ID Re-attending between 3 & 9 months - Adults	155	458	33.8%	49.5%	52.9%	51.6%
% of FP17s for Band 1 Urgent Courses	100	722	13.9%	9.7%	9.4%	8.9%
% of FP17s Relating to Free Repair or Replacements	1	722	0.1%	0.7%	0.7%	0.8%
% of FP17s Relating to Continuations	0	722	0.0%	0.7%	0.9%	0.9%
% of Patients satisfied with the dentistry they have received	7	8	N/A	94.8%	93.6%	93.2%
% of Patients satisfied with the time they had to wait for an appointment	5	8	N/A	88.9%	88.8%	88.8%

* This is based on patients treated on this contract for their most recent course of treatment. Figures in italics indicate the base number of FP17s or Patient Questionnaire responses are less than 100. N/A is shown where the base number of responses is less than 10 during the period. % is calculated as Quantity/Base number*100

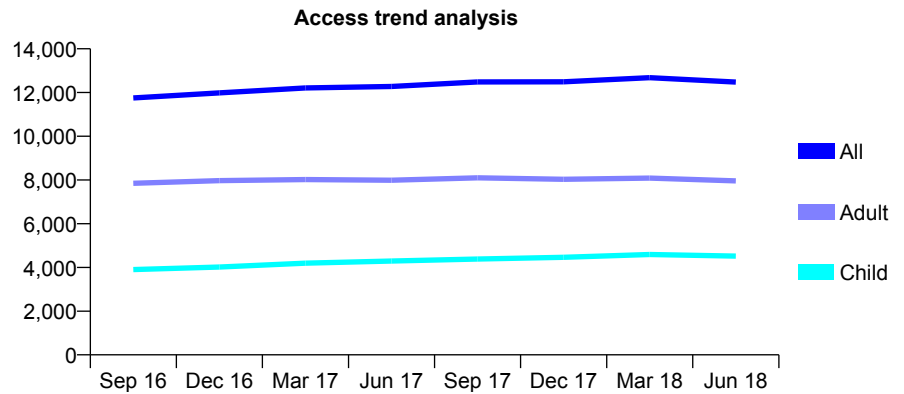
Q69 - Vital Signs At a Glance Contract Report for 270563/0001 - June 2018

Name or company name	MR RS DHARWAR
Contract type name	GDS Contract
Purpose of contract	General
Contract start date	01/04/2006
Contract end date	

18/19 Contracted general activity (UDA)	31,189
Carry forward general activity (UDA)	0
18/19 Contracted orthodontic activity (UOA)	0
Carry forward orthodontic activity (UOA)	0
Baseline contract value	£798,758.72

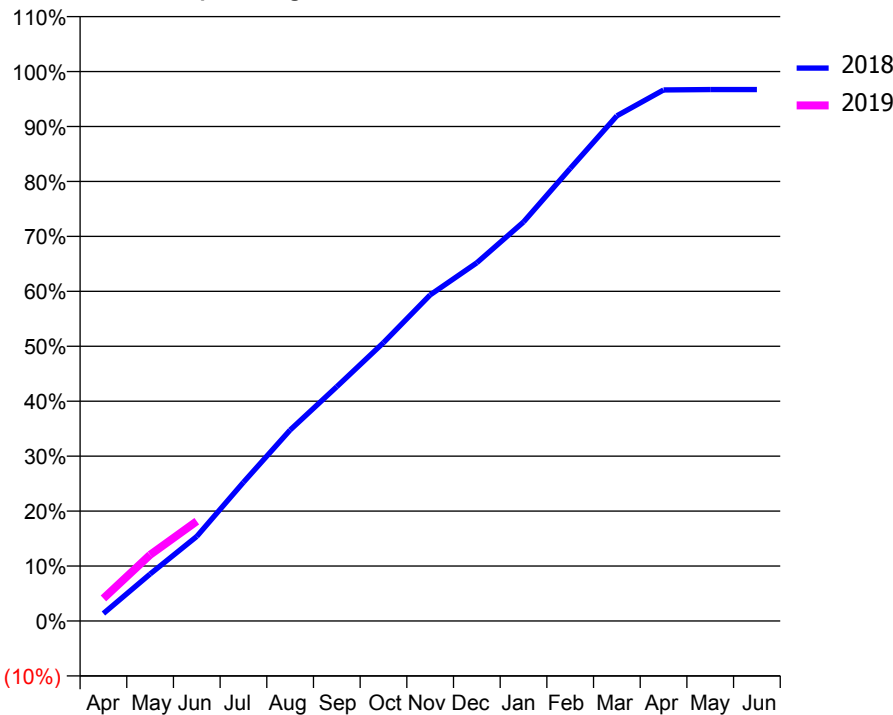
ACCESS*

Patients seen in 24 months	Total	Change since previous quarter
Quarter ending June 2017	12,277	
Quarter ending September 2017	12,483	→
Quarter ending December 2017	12,490	→
Quarter ending March 2018	12,677	→
Quarter ending June 2018	12,475	↓
Variance since June 2017	1.6%	→



ACTIVITY

Cumulative percentage of contracted UDA delivered 2018 & 2019



Month	Adjusted Scheduled Activity (UDA)	
	2018	2019
April	470	1,282
May	2,934	3,760
June	5,283	5,663
July	8,665	
August	11,928	
September	14,631	
October	17,382	
November	20,361	
December	22,368	
January	24,919	
February	28,251	
March	31,541	
April	33,158	
May	33,181	
June	33,179	

QUALITY

	Quantity	Base Number	Contract	AT	Region	England
% of FP17s for the same patient ID Re-attending within 3 months - Children	100	1,340	7.5%	11.0%	11.0%	11.5%
% of FP17s for the same patient ID Re-attending within 3 months - Adults	370	2,264	16.3%	14.8%	15.3%	15.4%
% of FP17s for the same patient ID Re-attending between 3 & 9 months - Children	824	1,340	61.5%	59.0%	61.2%	58.9%
% of FP17s for the same patient ID Re-attending between 3 & 9 months - Adults	1,075	2,264	47.5%	49.5%	52.9%	51.6%
% of FP17s for Band 1 Urgent Courses	340	2,764	12.3%	9.7%	9.4%	8.9%
% of FP17s Relating to Free Repair or Replacements	14	2,764	0.5%	0.7%	0.7%	0.8%
% of FP17s Relating to Continuations	10	2,764	0.4%	0.7%	0.9%	0.9%
% of Patients satisfied with the dentistry they have received	10	10	100.0%	94.8%	93.6%	93.2%
% of Patients satisfied with the time they had to wait for an appointment	8	10	80.0%	88.9%	88.8%	88.8%

* This is based on patients treated on this contract for their most recent course of treatment. Figures in italics indicate the base number of FP17s or Patient Questionnaire responses are less than 100. N/A is shown where the base number of responses is less than 10 during the period. % is calculated as Quantity/Base number*100

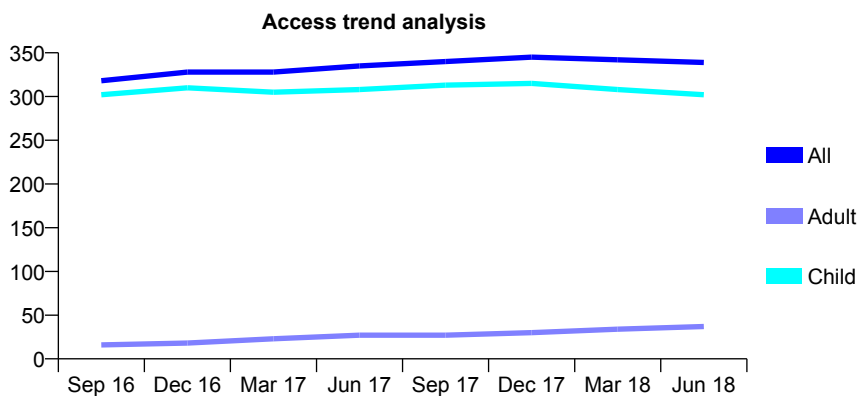
Q69 - Vital Signs At a Glance Contract Report for 272558/0001 - June 2018

Name or company name	MRS OF QADEER
Contract type name	GDS Contract
Purpose of contract	General
Contract start date	04/09/2012
Contract end date	

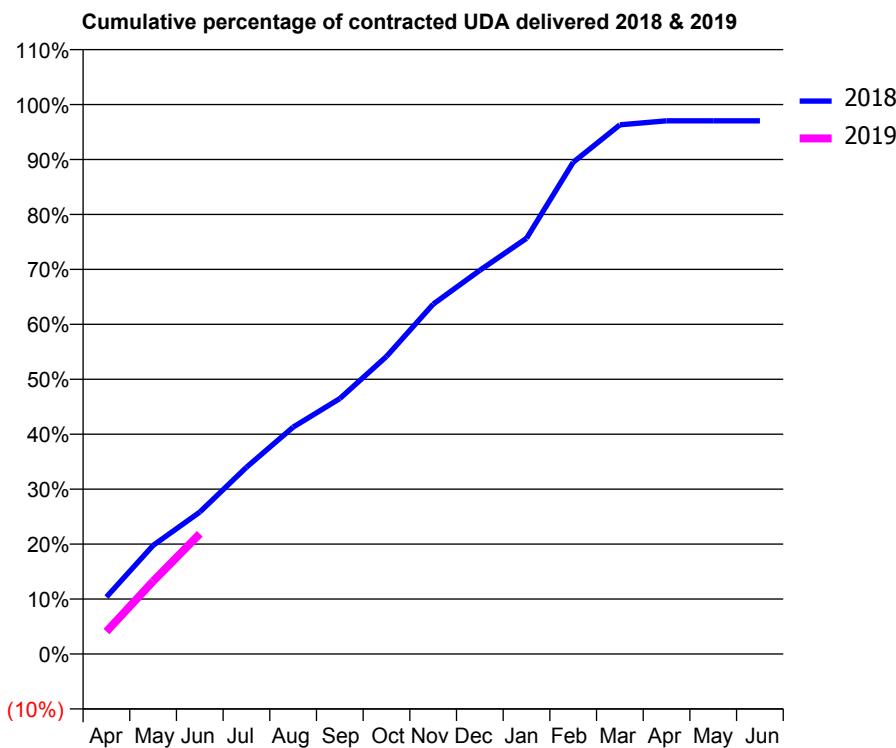
18/19 Contracted general activity (UDA)	809
Carry forward general activity (UDA)	0
18/19 Contracted orthodontic activity (UOA)	0
Carry forward orthodontic activity (UOA)	0
Baseline contract value	£23,281.42

ACCESS*

Patients seen in 24 months	Total	Change since previous quarter
Quarter ending June 2017	335	
Quarter ending September 2017	340	→
Quarter ending December 2017	345	→
Quarter ending March 2018	342	→
Quarter ending June 2018	339	→
Variance since June 2017	1.2%	→



ACTIVITY



Month	Adjusted Scheduled Activity (UDA)	
	2018	2019
April	84	33
May	160	107
June	209	177
July	275	
August	334	
September	376	
October	438	
November	515	
December	565	
January	612	
February	724	
March	779	
April	785	
May	785	
June	785	

QUALITY

	Quantity	Base Number	Contract	AT	Region	England
% of FP17s for the same patient ID Re-attending within 3 months - Children	8	138	5.8%	11.0%	11.0%	11.5%
% of FP17s for the same patient ID Re-attending within 3 months - Adults	1	5	20.0%	14.8%	15.3%	15.4%
% of FP17s for the same patient ID Re-attending between 3 & 9 months - Children	101	138	73.2%	59.0%	61.2%	58.9%
% of FP17s for the same patient ID Re-attending between 3 & 9 months - Adults	2	5	40.0%	49.5%	52.9%	51.6%
% of FP17s for Band 1 Urgent Courses	0	141	0.0%	9.7%	9.4%	8.9%
% of FP17s Relating to Free Repair or Replacements	0	141	0.0%	0.7%	0.7%	0.8%
% of FP17s Relating to Continuations	5	141	3.5%	0.7%	0.9%	0.9%
% of Patients satisfied with the dentistry they have received	2	2	N/A	94.8%	93.6%	93.2%
% of Patients satisfied with the time they had to wait for an appointment	2	2	N/A	88.9%	88.8%	88.8%

* This is based on patients treated on this contract for their most recent course of treatment. Figures in italics indicate the base number of FP17s or Patient Questionnaire responses are less than 100. N/A is shown where the base number of responses is less than 10 during the period. % is calculated as Quantity/Base number*100

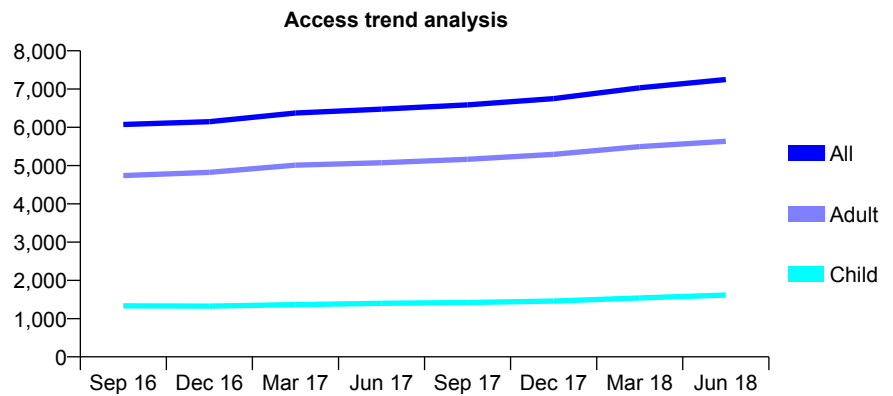
Q69 - Vital Signs At a Glance Contract Report for 272728/0001 - June 2018

Name or company name	MRS RK DHARWAR
Contract type name	GDS Contract
Purpose of contract	General
Contract start date	01/02/2011
Contract end date	

18/19 Contracted general activity (UDA)	22,500
Carry forward general activity (UDA)	0
18/19 Contracted orthodontic activity (UOA)	0
Carry forward orthodontic activity (UOA)	0
Baseline contract value	£566,222.17

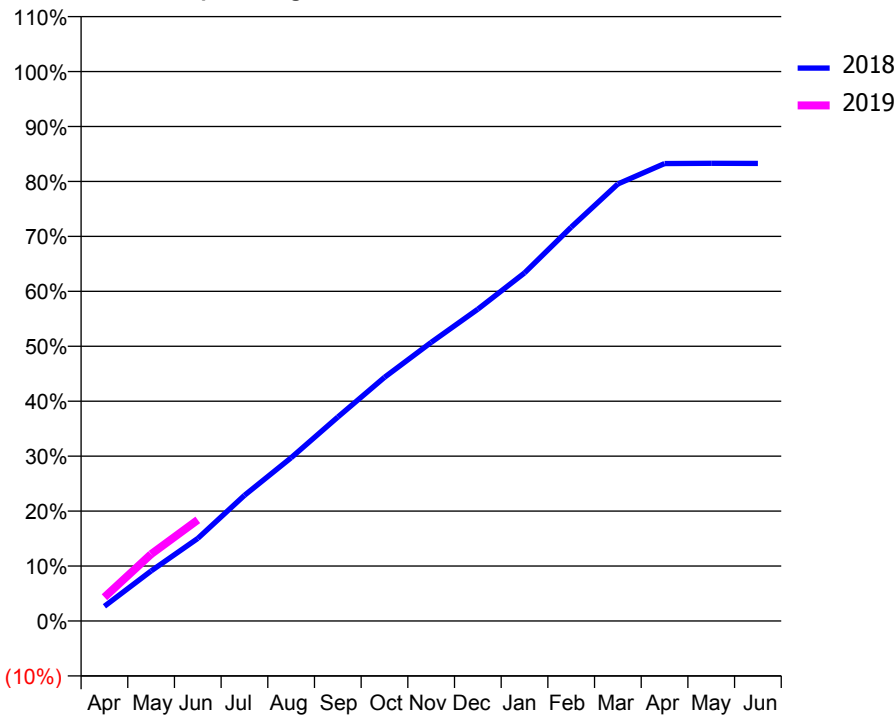
ACCESS*

Patients seen in 24 months	Total	Change since previous quarter
Quarter ending June 2017	6,475	
Quarter ending September 2017	6,585	→
Quarter ending December 2017	6,751	↑
Quarter ending March 2018	7,034	↑
Quarter ending June 2018	7,249	↑
Variance since June 2017	12.0%	↑



ACTIVITY

Cumulative percentage of contracted UDA delivered 2018 & 2019



Month	Adjusted Scheduled Activity (UDA)	
	2018	2019
April	604	976
May	2,050	2,737
June	3,383	4,142
July	5,145	
August	6,688	
September	8,353	
October	9,980	
November	11,409	
December	12,770	
January	14,255	
February	16,126	
March	17,894	
April	18,729	
May	18,740	
June	18,738	

QUALITY

	Quantity	Base Number	Contract	AT	Region	England
% of FP17s for the same patient ID Re-attending within 3 months - Children	41	709	5.8%	11.0%	11.0%	11.5%
% of FP17s for the same patient ID Re-attending within 3 months - Adults	197	2,076	9.5%	14.8%	15.3%	15.4%
% of FP17s for the same patient ID Re-attending between 3 & 9 months - Children	477	709	67.3%	59.0%	61.2%	58.9%
% of FP17s for the same patient ID Re-attending between 3 & 9 months - Adults	1,254	2,076	60.4%	49.5%	52.9%	51.6%
% of FP17s for Band 1 Urgent Courses	182	2,375	7.7%	9.7%	9.4%	8.9%
% of FP17s Relating to Free Repair or Replacements	11	2,375	0.5%	0.7%	0.7%	0.8%
% of FP17s Relating to Continuations	10	2,375	0.4%	0.7%	0.9%	0.9%
% of Patients satisfied with the dentistry they have received	8	8	N/A	94.8%	93.6%	93.2%
% of Patients satisfied with the time they had to wait for an appointment	8	8	N/A	88.9%	88.8%	88.8%

* This is based on patients treated on this contract for their most recent course of treatment. Figures in italics indicate the base number of FP17s or Patient Questionnaire responses are less than 100. N/A is shown where the base number of responses is less than 10 during the period. % is calculated as Quantity/Base number*100

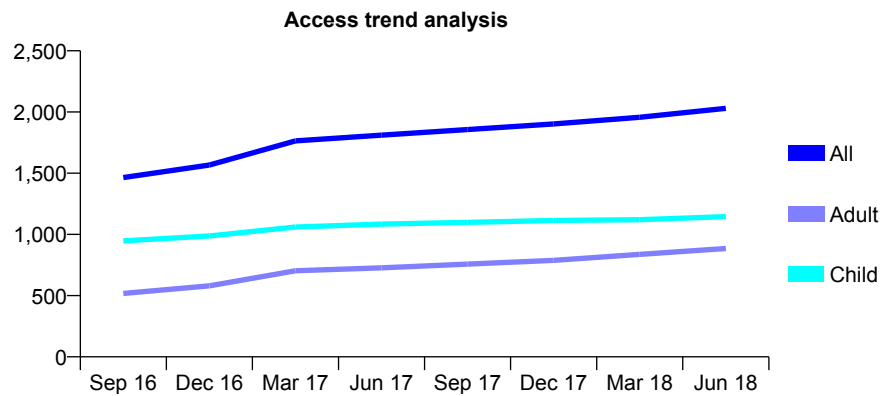
Q69 - Vital Signs At a Glance Contract Report for 278637/0001 - June 2018

Name or company name	MR AK MURGAI
Contract type name	GDS Contract
Purpose of contract	General
Contract start date	01/02/2012
Contract end date	

18/19 Contracted general activity (UDA)	5,500
Carry forward general activity (UDA)	0
18/19 Contracted orthodontic activity (UOA)	0
Carry forward orthodontic activity (UOA)	0
Baseline contract value	£133,431.04

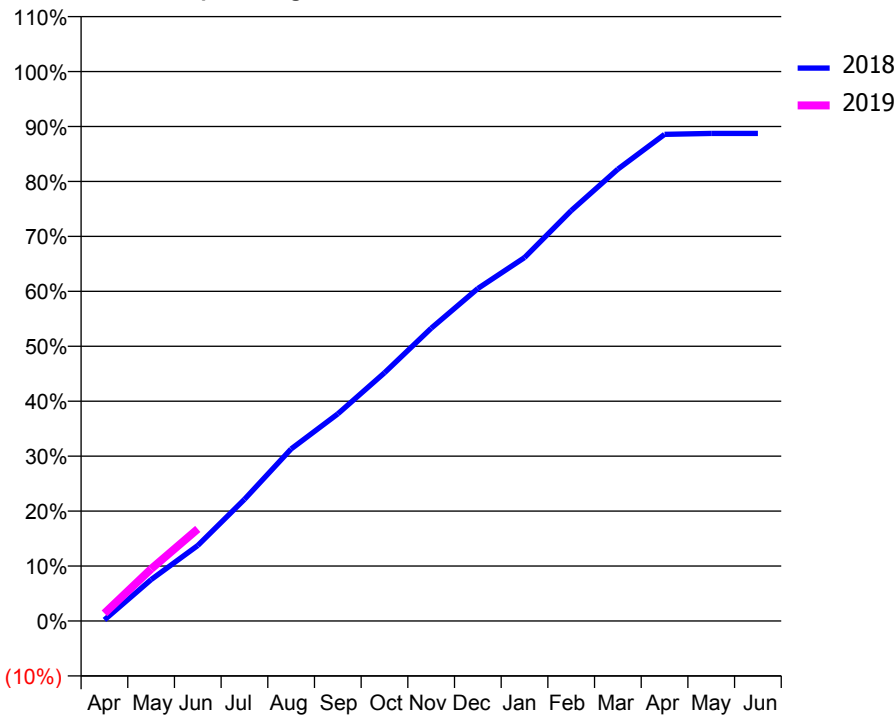
ACCESS*

Patients seen in 24 months	Total	Change since previous quarter
Quarter ending June 2017	1,811	
Quarter ending September 2017	1,857	↑
Quarter ending December 2017	1,902	↑
Quarter ending March 2018	1,957	↑
Quarter ending June 2018	2,030	↑
Variance since June 2017	12.1%	↑



ACTIVITY

Cumulative percentage of contracted UDA delivered 2018 & 2019



Month	Adjusted Scheduled Activity (UDA)	
	2018	2019
April	11	77
May	414	522
June	756	921
July	1,218	
August	1,723	
September	2,074	
October	2,484	
November	2,930	
December	3,328	
January	3,638	
February	4,107	
March	4,523	
April	4,871	
May	4,880	
June	4,880	

QUALITY

	Quantity	Base Number	Contract	AT	Region	England
% of FP17s for the same patient ID Re-attending within 3 months - Children	26	414	6.3%	11.0%	11.0%	11.5%
% of FP17s for the same patient ID Re-attending within 3 months - Adults	31	285	10.9%	14.8%	15.3%	15.4%
% of FP17s for the same patient ID Re-attending between 3 & 9 months - Children	281	414	67.9%	59.0%	61.2%	58.9%
% of FP17s for the same patient ID Re-attending between 3 & 9 months - Adults	147	285	51.6%	49.5%	52.9%	51.6%
% of FP17s for Band 1 Urgent Courses	31	555	5.6%	9.7%	9.4%	8.9%
% of FP17s Relating to Free Repair or Replacements	1	555	0.2%	0.7%	0.7%	0.8%
% of FP17s Relating to Continuations	0	555	0.0%	0.7%	0.9%	0.9%
% of Patients satisfied with the dentistry they have received	4	5	N/A	94.8%	93.6%	93.2%
% of Patients satisfied with the time they had to wait for an appointment	3	5	N/A	88.9%	88.8%	88.8%

* This is based on patients treated on this contract for their most recent course of treatment. Figures in italics indicate the base number of FP17s or Patient Questionnaire responses are less than 100. N/A is shown where the base number of responses is less than 10 during the period. % is calculated as Quantity/Base number*100

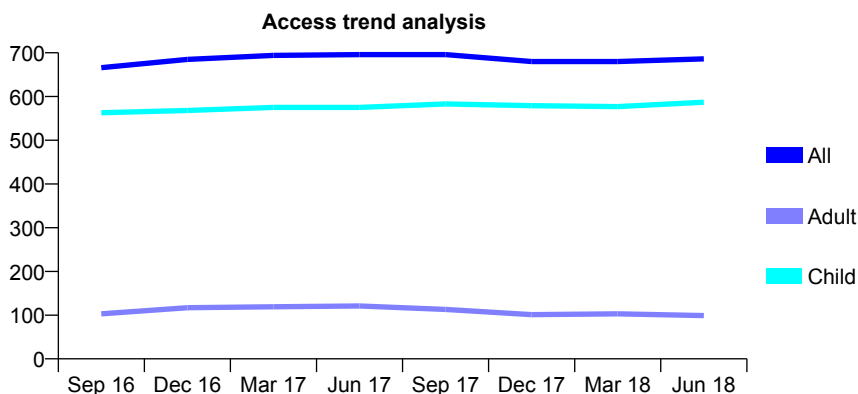
Q69 - Vital Signs At a Glance Contract Report for 279978/0002 - June 2018

Name or company name	MR AG PAUL
Contract type name	GDS Contract
Purpose of contract	General
Contract start date	19/01/2015
Contract end date	

18/19 Contracted general activity (UDA)	2,000
Carry forward general activity (UDA)	0
18/19 Contracted orthodontic activity (UOA)	0
Carry forward orthodontic activity (UOA)	0
Baseline contract value	£52,230.77

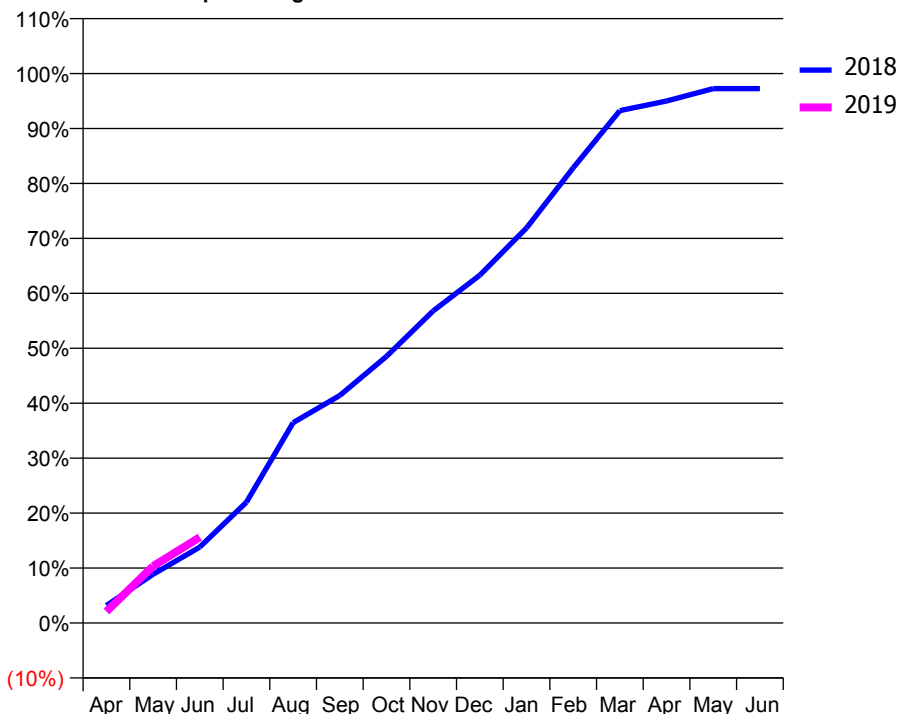
ACCESS*

Patients seen in 24 months	Total	Change since previous quarter
Quarter ending June 2017	696	
Quarter ending September 2017	696	→
Quarter ending December 2017	680	↓
Quarter ending March 2018	680	→
Quarter ending June 2018	686	→
Variance since June 2017	(1.4%)	↓



ACTIVITY

Cumulative percentage of contracted UDA delivered 2018 & 2019



Month	Adjusted Scheduled Activity (UDA)	
	2018	2019
April	64	42
May	177	207
June	276	312
July	440	
August	729	
September	828	
October	970	
November	1,136	
December	1,266	
January	1,438	
February	1,657	
March	1,865	
April	1,900	
May	1,945	
June	1,945	

QUALITY

	Quantity	Base Number	Contract	AT	Region	England
% of FP17s for the same patient ID Re-attending within 3 months - Children	9	194	4.6%	11.0%	11.0%	11.5%
% of FP17s for the same patient ID Re-attending within 3 months - Adults	0	15	0.0%	14.8%	15.3%	15.4%
% of FP17s for the same patient ID Re-attending between 3 & 9 months - Children	123	194	63.4%	59.0%	61.2%	58.9%
% of FP17s for the same patient ID Re-attending between 3 & 9 months - Adults	11	15	73.3%	49.5%	52.9%	51.6%
% of FP17s for Band 1 Urgent Courses	1	164	0.6%	9.7%	9.4%	8.9%
% of FP17s Relating to Free Repair or Replacements	0	164	0.0%	0.7%	0.7%	0.8%
% of FP17s Relating to Continuations	0	164	0.0%	0.7%	0.9%	0.9%
% of Patients satisfied with the dentistry they have received	1	1	N/A	94.8%	93.6%	93.2%
% of Patients satisfied with the time they had to wait for an appointment	1	1	N/A	88.9%	88.8%	88.8%

* This is based on patients treated on this contract for their most recent course of treatment. Figures in italics indicate the base number of FP17s or Patient Questionnaire responses are less than 100. N/A is shown where the base number of responses is less than 10 during the period. % is calculated as Quantity/Base number*100

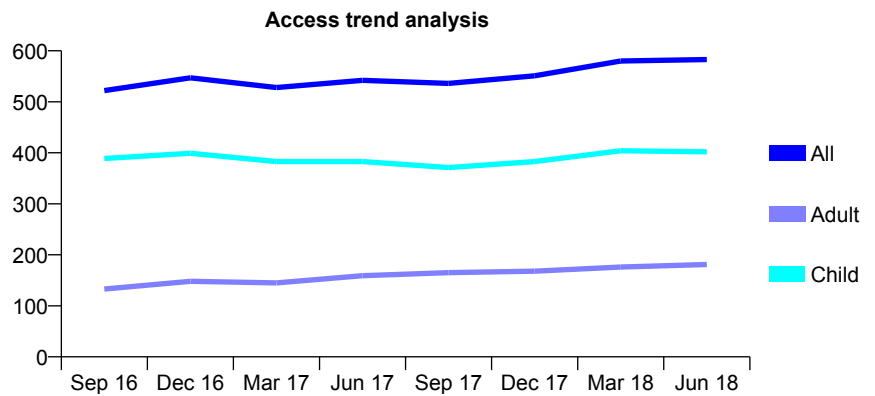
Q69 - Vital Signs At a Glance Contract Report for 289442/0003 - June 2018

Name or company name	Mr Ahmed Alshafi
Contract type name	GDS Contract
Purpose of contract	General
Contract start date	02/04/2013
Contract end date	

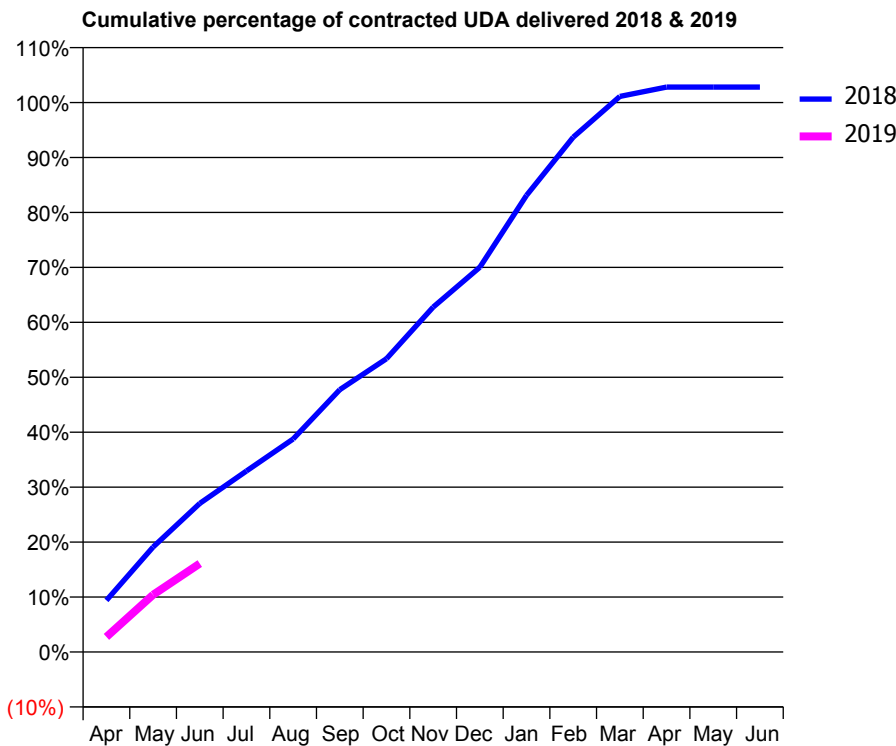
18/19 Contracted general activity (UDA)	1,500
Carry forward general activity (UDA)	0
18/19 Contracted orthodontic activity (UOA)	0
Carry forward orthodontic activity (UOA)	0
Baseline contract value	£33,127.23

ACCESS*

Patients seen in 24 months	Total	Change since previous quarter
Quarter ending June 2017	542	
Quarter ending September 2017	536	↓
Quarter ending December 2017	551	↑
Quarter ending March 2018	580	↑
Quarter ending June 2018	583	→
Variance since June 2017	7.6%	↑



ACTIVITY



Month	Adjusted Scheduled Activity (UDA)	
	2018	2019
April	141	41
May	287	156
June	406	241
July	494	
August	582	
September	716	
October	801	
November	942	
December	1,050	
January	1,247	
February	1,405	
March	1,517	
April	1,542	
May	1,542	
June	1,542	

QUALITY

	Quantity	Base Number	Contract	AT	Region	England
% of FP17s for the same patient ID Re-attending within 3 months - Children	7	112	6.3%	11.0%	11.0%	11.5%
% of FP17s for the same patient ID Re-attending within 3 months - Adults	3	30	10.0%	14.8%	15.3%	15.4%
% of FP17s for the same patient ID Re-attending between 3 & 9 months - Children	69	112	61.6%	59.0%	61.2%	58.9%
% of FP17s for the same patient ID Re-attending between 3 & 9 months - Adults	11	30	36.7%	49.5%	52.9%	51.6%
% of FP17s for Band 1 Urgent Courses	2	127	1.6%	9.7%	9.4%	8.9%
% of FP17s Relating to Free Repair or Replacements	0	127	0.0%	0.7%	0.7%	0.8%
% of FP17s Relating to Continuations	1	127	0.8%	0.7%	0.9%	0.9%
% of Patients satisfied with the dentistry they have received	1	1	N/A	94.8%	93.6%	93.2%
% of Patients satisfied with the time they had to wait for an appointment	1	1	N/A	88.9%	88.8%	88.8%

* This is based on patients treated on this contract for their most recent course of treatment. Figures in italics indicate the base number of FP17s or Patient Questionnaire responses are less than 100. N/A is shown where the base number of responses is less than 10 during the period. % is calculated as Quantity/Base number*100

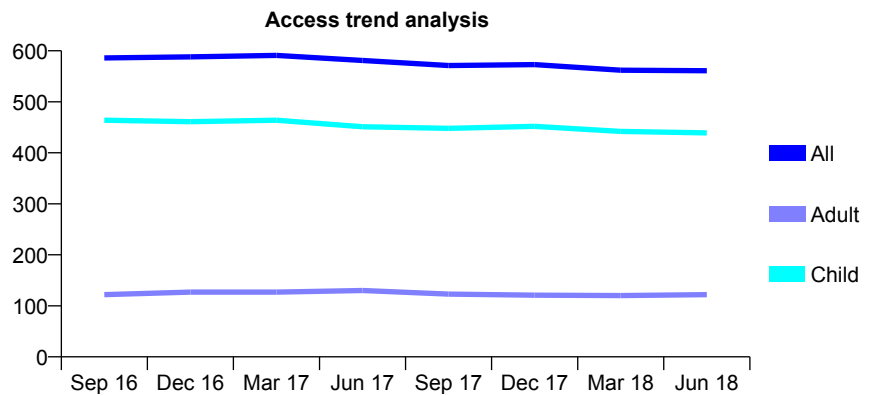
Q69 - Vital Signs At a Glance Contract Report for 302201/0002 - June 2018

Name or company name	MR ND HATTON
Contract type name	GDS Contract
Purpose of contract	General
Contract start date	17/06/2013
Contract end date	

18/19 Contracted general activity (UDA)	1,233
Carry forward general activity (UDA)	0
18/19 Contracted orthodontic activity (UOA)	0
Carry forward orthodontic activity (UOA)	0
Baseline contract value	£27,738.83

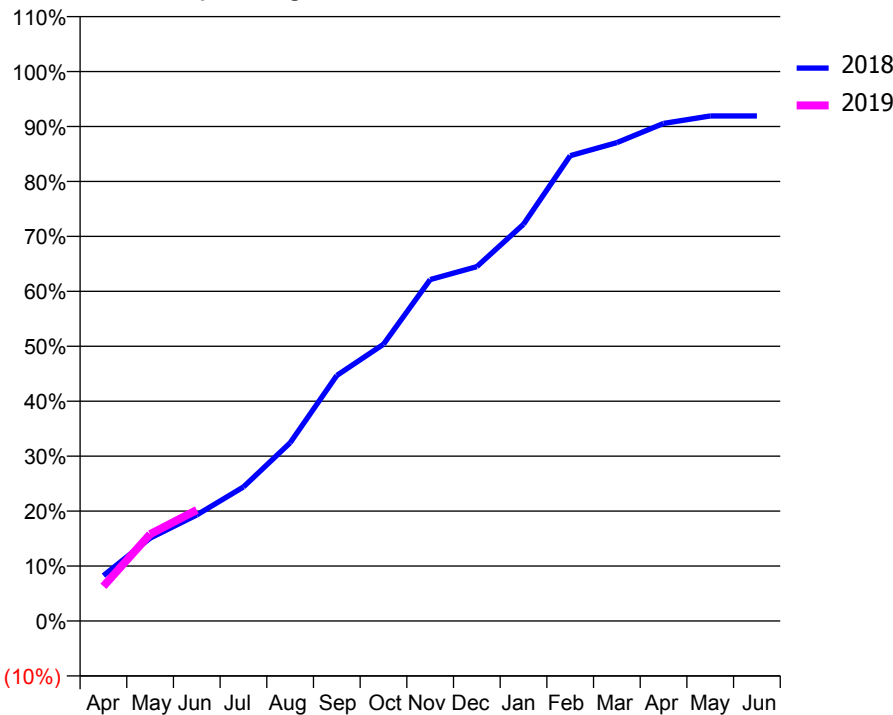
ACCESS*

Patients seen in 24 months	Total	Change since previous quarter
Quarter ending June 2017	581	
Quarter ending September 2017	571	↓
Quarter ending December 2017	573	→
Quarter ending March 2018	562	↓
Quarter ending June 2018	561	→
Variance since June 2017	(3.4%)	↓



ACTIVITY

Cumulative percentage of contracted UDA delivered 2018 & 2019



Adjusted Scheduled Activity (UDA)		
Month	2018	2019
April	102	78
May	186	195
June	238	249
July	301	
August	400	
September	551	
October	621	
November	766	
December	795	
January	890	
February	1,044	
March	1,073	
April	1,116	
May	1,133	
June	1,133	

QUALITY

	Quantity	Base Number	Contract	AT	Region	England
% of FP17s for the same patient ID Re-attending within 3 months - Children	5	185	2.7%	11.0%	11.0%	11.5%
% of FP17s for the same patient ID Re-attending within 3 months - Adults	0	13	0.0%	14.8%	15.3%	15.4%
% of FP17s for the same patient ID Re-attending between 3 & 9 months - Children	138	185	74.6%	59.0%	61.2%	58.9%
% of FP17s for the same patient ID Re-attending between 3 & 9 months - Adults	9	13	69.2%	49.5%	52.9%	51.6%
% of FP17s for Band 1 Urgent Courses	0	156	0.0%	9.7%	9.4%	8.9%
% of FP17s Relating to Free Repair or Replacements	0	156	0.0%	0.7%	0.7%	0.8%
% of FP17s Relating to Continuations	0	156	0.0%	0.7%	0.9%	0.9%
% of Patients satisfied with the dentistry they have received	0	0	N/A	94.8%	93.6%	93.2%
% of Patients satisfied with the time they had to wait for an appointment	0	0	N/A	88.9%	88.8%	88.8%

* This is based on patients treated on this contract for their most recent course of treatment. Figures in italics indicate the base number of FP17s or Patient Questionnaire responses are less than 100. N/A is shown where the base number of responses is less than 10 during the period. % is calculated as Quantity/Base number*100

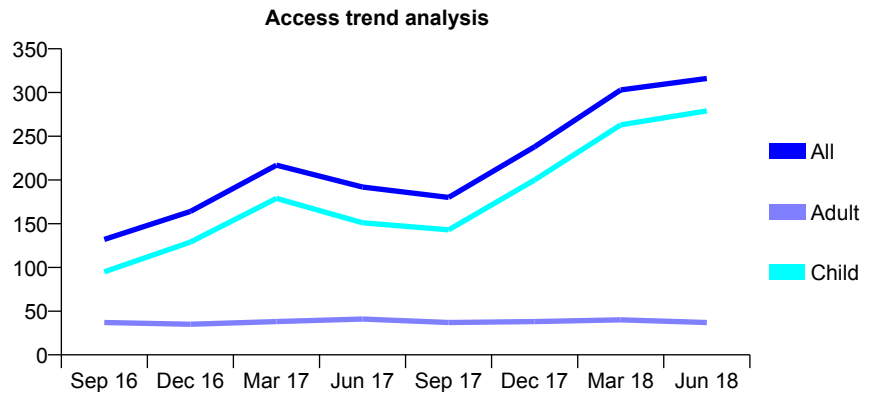
Q69 - Vital Signs At a Glance Contract Report for 308242/0001 - June 2018

Name or company name	Dr Balaji
Contract type name	GDS Contract
Purpose of contract	General
Contract start date	01/04/2006
Contract end date	

18/19 Contracted general activity (UDA)	360
Carry forward general activity (UDA)	0
18/19 Contracted orthodontic activity (UOA)	0
Carry forward orthodontic activity (UOA)	0
Baseline contract value	£9,596.48

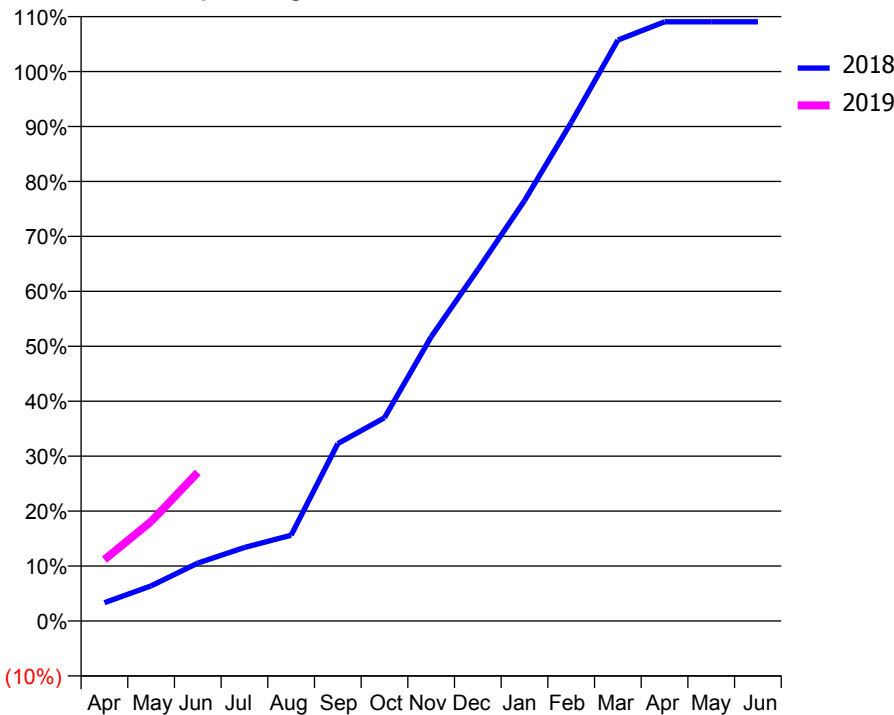
ACCESS*

Patients seen in 24 months	Total	Change since previous quarter
Quarter ending June 2017	192	
Quarter ending September 2017	180	↓
Quarter ending December 2017	238	↑
Quarter ending March 2018	303	↑
Quarter ending June 2018	316	↑
Variance since June 2017	64.6%	↑



ACTIVITY

Cumulative percentage of contracted UDA delivered 2018 & 2019



Month	Adjusted Scheduled Activity (UDA)	
	2018	2019
April	12	40
May	23	65
June	38	97
July	48	
August	56	
September	116	
October	133	
November	186	
December	230	
January	275	
February	327	
March	381	
April	393	
May	393	
June	393	

QUALITY

	Quantity	Base Number	Contract	AT	Region	England
% of FP17s for the same patient ID Re-attending within 3 months - Children	2	88	2.3%	11.0%	11.0%	11.5%
% of FP17s for the same patient ID Re-attending within 3 months - Adults	0	3	0.0%	14.8%	15.3%	15.4%
% of FP17s for the same patient ID Re-attending between 3 & 9 months - Children	43	88	48.9%	59.0%	61.2%	58.9%
% of FP17s for the same patient ID Re-attending between 3 & 9 months - Adults	2	3	66.7%	49.5%	52.9%	51.6%
% of FP17s for Band 1 Urgent Courses	2	81	2.5%	9.7%	9.4%	8.9%
% of FP17s Relating to Free Repair or Replacements	0	81	0.0%	0.7%	0.7%	0.8%
% of FP17s Relating to Continuations	0	81	0.0%	0.7%	0.9%	0.9%
% of Patients satisfied with the dentistry they have received	0	0	N/A	94.8%	93.6%	93.2%
% of Patients satisfied with the time they had to wait for an appointment	0	0	N/A	88.9%	88.8%	88.8%

* This is based on patients treated on this contract for their most recent course of treatment. Figures in italics indicate the base number of FP17s or Patient Questionnaire responses are less than 100. N/A is shown where the base number of responses is less than 10 during the period. % is calculated as Quantity/Base number*100

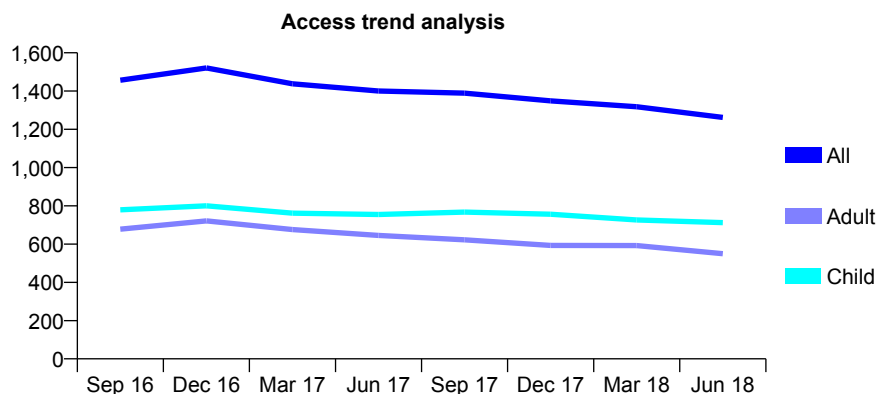
Q69 - Vital Signs At a Glance Contract Report for 318833/0001 - June 2018

Name or company name	MR JS ROOPRA
Contract type name	GDS Contract
Purpose of contract	General
Contract start date	01/04/2006
Contract end date	

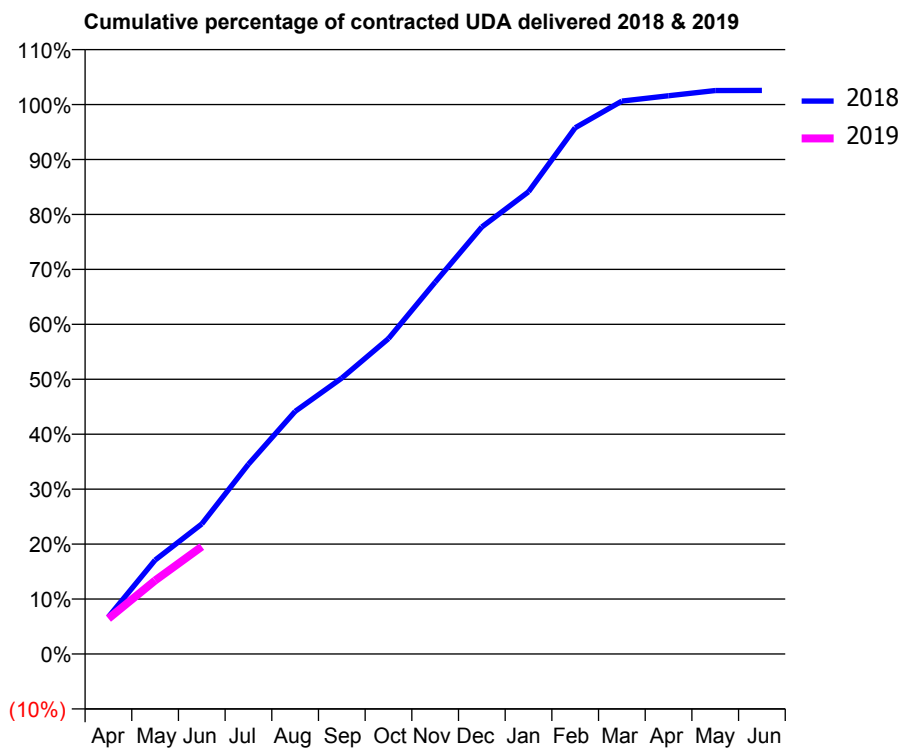
18/19 Contracted general activity (UDA)	2,969
Carry forward general activity (UDA)	0
18/19 Contracted orthodontic activity (UOA)	0
Carry forward orthodontic activity (UOA)	0
Baseline contract value	£56,882.13

ACCESS*

Patients seen in 24 months	Total	Change since previous quarter
Quarter ending June 2017	1,400	
Quarter ending September 2017	1,389	→
Quarter ending December 2017	1,349	↓
Quarter ending March 2018	1,318	↓
Quarter ending June 2018	1,262	↓
Variance since June 2017	(9.9%)	↓



ACTIVITY



Month	Adjusted Scheduled Activity (UDA)	
	2018	2019
April	201	191
May	508	397
June	703	580
July	1,026	
August	1,311	
September	1,491	
October	1,704	
November	2,009	
December	2,308	
January	2,498	
February	2,843	
March	2,987	
April	3,016	
May	3,044	
June	3,045	

QUALITY

	Quantity	Base Number	Contract	AT	Region	England
% of FP17s for the same patient ID Re-attending within 3 months - Children	10	219	4.6%	11.0%	11.0%	11.5%
% of FP17s for the same patient ID Re-attending within 3 months - Adults	14	117	12.0%	14.8%	15.3%	15.4%
% of FP17s for the same patient ID Re-attending between 3 & 9 months - Children	117	219	53.4%	59.0%	61.2%	58.9%
% of FP17s for the same patient ID Re-attending between 3 & 9 months - Adults	56	117	47.9%	49.5%	52.9%	51.6%
% of FP17s for Band 1 Urgent Courses	22	302	7.3%	9.7%	9.4%	8.9%
% of FP17s Relating to Free Repair or Replacements	1	302	0.3%	0.7%	0.7%	0.8%
% of FP17s Relating to Continuations	1	302	0.3%	0.7%	0.9%	0.9%
% of Patients satisfied with the dentistry they have received	1	1	N/A	94.8%	93.6%	93.2%
% of Patients satisfied with the time they had to wait for an appointment	1	1	N/A	88.9%	88.8%	88.8%

* This is based on patients treated on this contract for their most recent course of treatment. Figures in italics indicate the base number of FP17s or Patient Questionnaire responses are less than 100. N/A is shown where the base number of responses is less than 10 during the period. % is calculated as Quantity/Base number*100

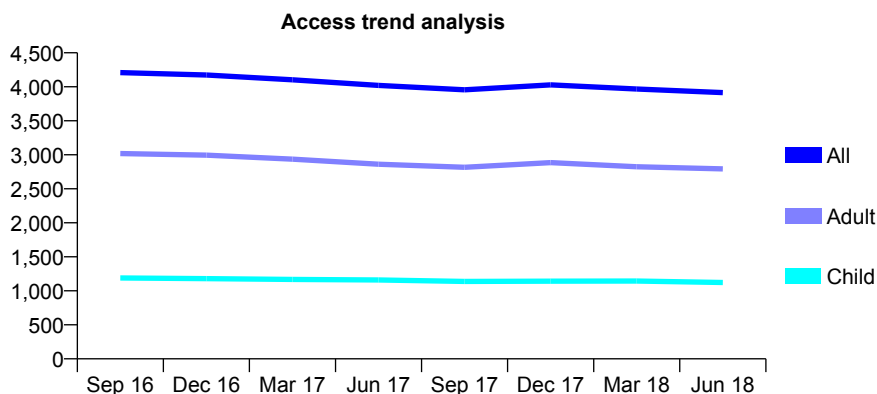
Q69 - Vital Signs At a Glance Contract Report for 318922/0001 - June 2018

Name or company name	Nicholas Harrison & Caitlin Devlin
Contract type name	GDS Contract
Purpose of contract	General
Contract start date	01/04/2006
Contract end date	

18/19 Contracted general activity (UDA)	10,982
Carry forward general activity (UDA)	0
18/19 Contracted orthodontic activity (UOA)	0
Carry forward orthodontic activity (UOA)	0
Baseline contract value	£261,655.86

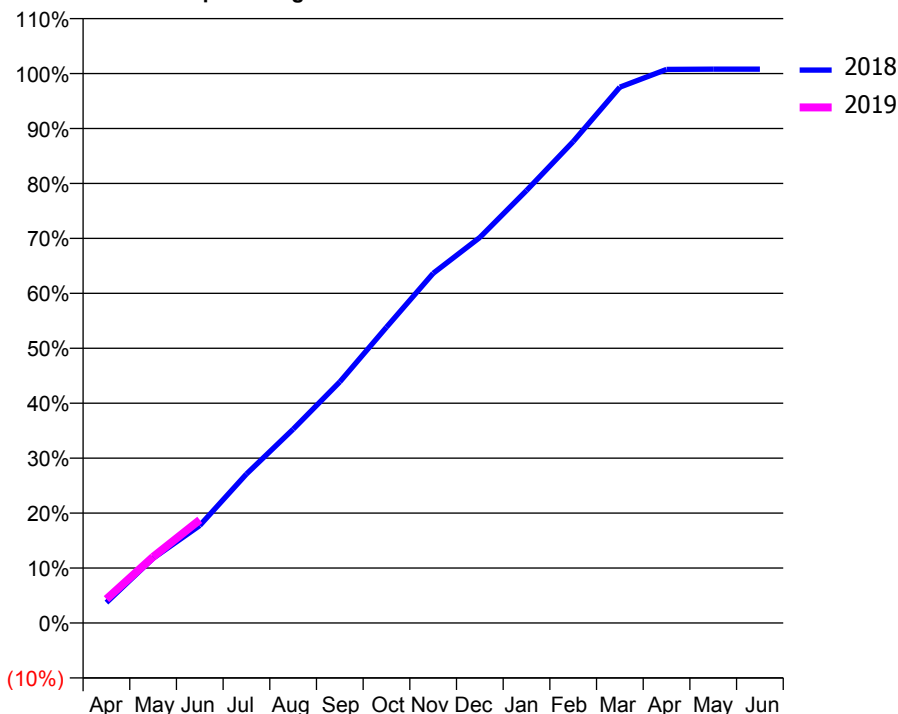
ACCESS*

Patients seen in 24 months	Total	Change since previous quarter
Quarter ending June 2017	4,021	
Quarter ending September 2017	3,955	↓
Quarter ending December 2017	4,028	→
Quarter ending March 2018	3,968	↓
Quarter ending June 2018	3,915	↓
Variance since June 2017	(2.6%)	↓



ACTIVITY

Cumulative percentage of contracted UDA delivered 2018 & 2019



Month	Adjusted Scheduled Activity (UDA)	
	2018	2019
April	410	477
May	1,294	1,324
June	1,950	2,063
July	2,978	
August	3,873	
September	4,820	
October	5,912	
November	6,988	
December	7,705	
January	8,644	
February	9,622	
March	10,710	
April	11,063	
May	11,069	
June	11,070	

QUALITY

	Quantity	Base Number	Contract	AT	Region	England
% of FP17s for the same patient ID Re-attending within 3 months - Children	24	439	5.5%	11.0%	11.0%	11.5%
% of FP17s for the same patient ID Re-attending within 3 months - Adults	127	965	13.2%	14.8%	15.3%	15.4%
% of FP17s for the same patient ID Re-attending between 3 & 9 months - Children	306	439	69.7%	59.0%	61.2%	58.9%
% of FP17s for the same patient ID Re-attending between 3 & 9 months - Adults	708	965	73.4%	49.5%	52.9%	51.6%
% of FP17s for Band 1 Urgent Courses	58	1,206	4.8%	9.7%	9.4%	8.9%
% of FP17s Relating to Free Repair or Replacements	16	1,206	1.3%	0.7%	0.7%	0.8%
% of FP17s Relating to Continuations	5	1,206	0.4%	0.7%	0.9%	0.9%
% of Patients satisfied with the dentistry they have received	3	3	N/A	94.8%	93.6%	93.2%
% of Patients satisfied with the time they had to wait for an appointment	3	3	N/A	88.9%	88.8%	88.8%

* This is based on patients treated on this contract for their most recent course of treatment. Figures in italics indicate the base number of FP17s or Patient Questionnaire responses are less than 100. N/A is shown where the base number of responses is less than 10 during the period. % is calculated as Quantity/Base number*100

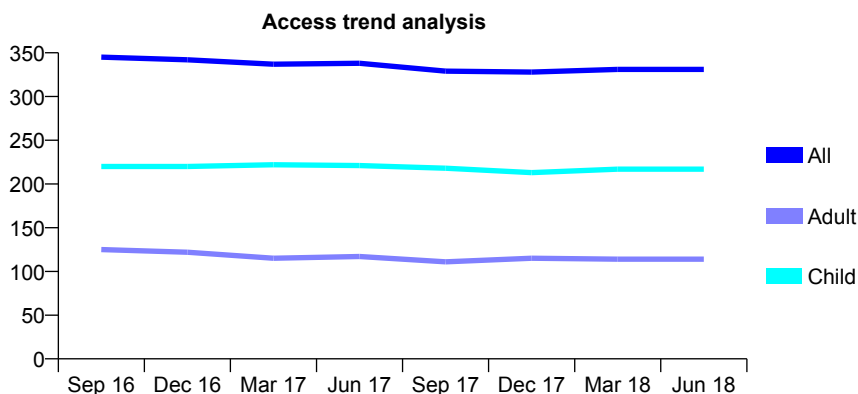
Q69 - Vital Signs At a Glance Contract Report for 322261/0001 - June 2018

Name or company name	MR BS COUSINS
Contract type name	GDS Contract
Purpose of contract	General
Contract start date	01/04/2006
Contract end date	

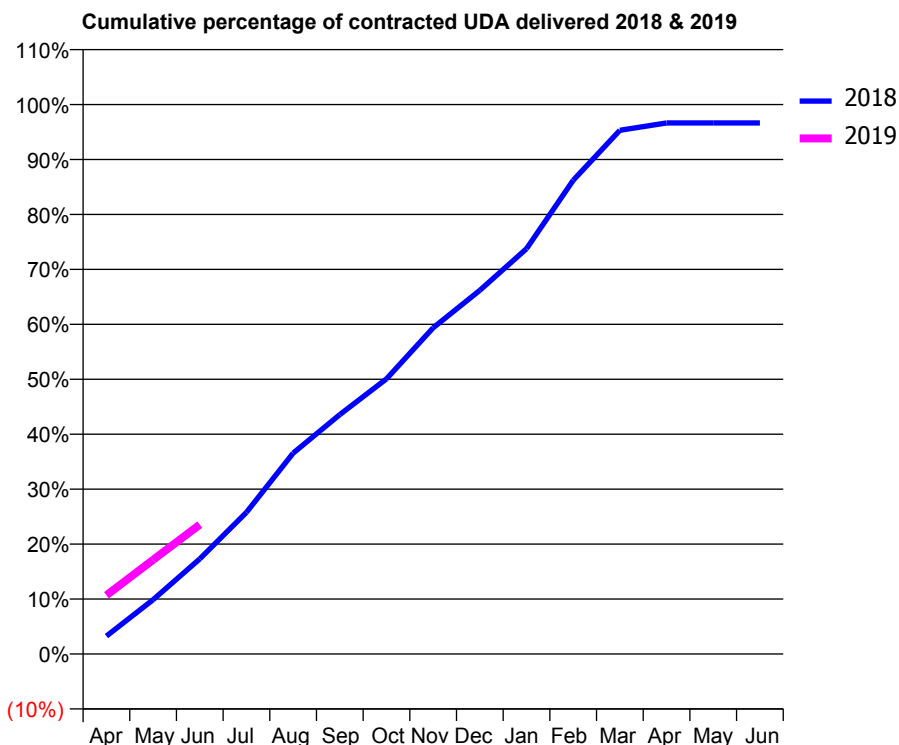
18/19 Contracted general activity (UDA)	984
Carry forward general activity (UDA)	0
18/19 Contracted orthodontic activity (UOA)	0
Carry forward orthodontic activity (UOA)	0
Baseline contract value	£24,429.72

ACCESS*

Patients seen in 24 months	Total	Change since previous quarter
Quarter ending June 2017	338	
Quarter ending September 2017	329	↓
Quarter ending December 2017	328	→
Quarter ending March 2018	331	→
Quarter ending June 2018	331	→
Variance since June 2017	(2.1%)	↓



ACTIVITY



Adjusted Scheduled Activity (UDA)		
Month	2018	2019
April	32	105
May	97	169
June	170	232
July	254	
August	360	
September	429	
October	493	
November	584	
December	651	
January	726	
February	848	
March	938	
April	951	
May	951	
June	951	

QUALITY

	Quantity	Base Number	Contract	AT	Region	England
% of FP17s for the same patient ID Re-attending within 3 months - Children	14	102	13.7%	11.0%	11.0%	11.5%
% of FP17s for the same patient ID Re-attending within 3 months - Adults	9	42	21.4%	14.8%	15.3%	15.4%
% of FP17s for the same patient ID Re-attending between 3 & 9 months - Children	75	102	73.5%	59.0%	61.2%	58.9%
% of FP17s for the same patient ID Re-attending between 3 & 9 months - Adults	27	42	64.3%	49.5%	52.9%	51.6%
% of FP17s for Band 1 Urgent Courses	4	135	3.0%	9.7%	9.4%	8.9%
% of FP17s Relating to Free Repair or Replacements	0	135	0.0%	0.7%	0.7%	0.8%
% of FP17s Relating to Continuations	0	135	0.0%	0.7%	0.9%	0.9%
% of Patients satisfied with the dentistry they have received	0	0	N/A	94.8%	93.6%	93.2%
% of Patients satisfied with the time they had to wait for an appointment	0	0	N/A	88.9%	88.8%	88.8%

* This is based on patients treated on this contract for their most recent course of treatment. Figures in italics indicate the base number of FP17s or Patient Questionnaire responses are less than 100. N/A is shown where the base number of responses is less than 10 during the period. % is calculated as Quantity/Base number*100

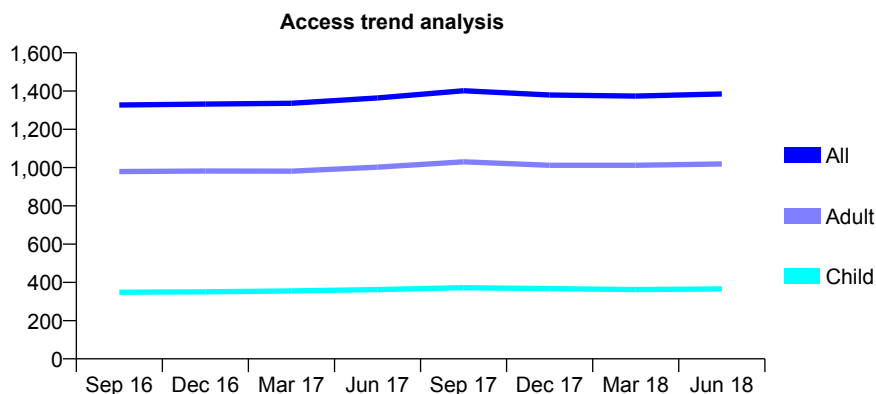
Q69 - Vital Signs At a Glance Contract Report for 323977/0001 - June 2018

Name or company name	MR JR WHITLOCK
Contract type name	GDS Contract
Purpose of contract	General
Contract start date	01/04/2006
Contract end date	

18/19 Contracted general activity (UDA)	4,200
Carry forward general activity (UDA)	0
18/19 Contracted orthodontic activity (UOA)	0
Carry forward orthodontic activity (UOA)	0
Baseline contract value	£105,142.25

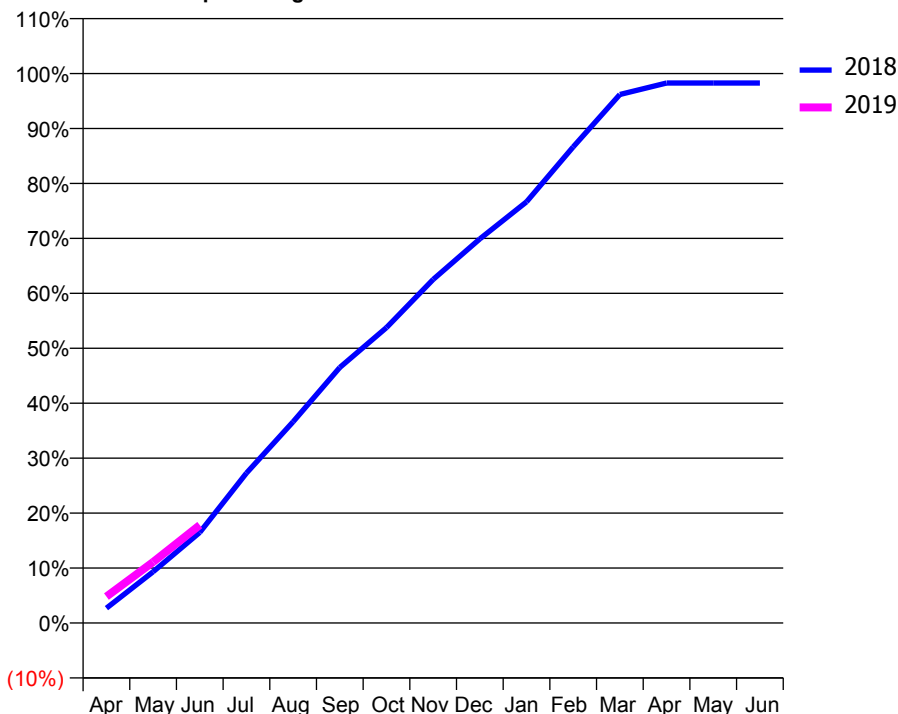
ACCESS*

Patients seen in 24 months	Total	Change since previous quarter
Quarter ending June 2017	1,364	
Quarter ending September 2017	1,402	↑
Quarter ending December 2017	1,379	↓
Quarter ending March 2018	1,374	→
Quarter ending June 2018	1,385	→
Variance since June 2017	1.5%	→



ACTIVITY

Cumulative percentage of contracted UDA delivered 2018 & 2019



Adjusted Scheduled Activity (UDA)

Month	2018	2019
April	114	202
May	392	467
June	693	748
July	1,146	
August	1,538	
September	1,953	
October	2,258	
November	2,626	
December	2,935	
January	3,219	
February	3,639	
March	4,040	
April	4,127	
May	4,127	
June	4,127	

QUALITY

	Quantity	Base Number	Contract	AT	Region	England
% of FP17s for the same patient ID Re-attending within 3 months - Children	13	138	9.4%	11.0%	11.0%	11.5%
% of FP17s for the same patient ID Re-attending within 3 months - Adults	65	390	16.7%	14.8%	15.3%	15.4%
% of FP17s for the same patient ID Re-attending between 3 & 9 months - Children	91	138	65.9%	59.0%	61.2%	58.9%
% of FP17s for the same patient ID Re-attending between 3 & 9 months - Adults	271	390	69.5%	49.5%	52.9%	51.6%
% of FP17s for Band 1 Urgent Courses	37	489	7.6%	9.7%	9.4%	8.9%
% of FP17s Relating to Free Repair or Replacements	0	489	0.0%	0.7%	0.7%	0.8%
% of FP17s Relating to Continuations	0	489	0.0%	0.7%	0.9%	0.9%
% of Patients satisfied with the dentistry they have received	3	3	N/A	94.8%	93.6%	93.2%
% of Patients satisfied with the time they had to wait for an appointment	3	3	N/A	88.9%	88.8%	88.8%

* This is based on patients treated on this contract for their most recent course of treatment. Figures in italics indicate the base number of FP17s or Patient Questionnaire responses are less than 100. N/A is shown where the base number of responses is less than 10 during the period. % is calculated as Quantity/Base number*100

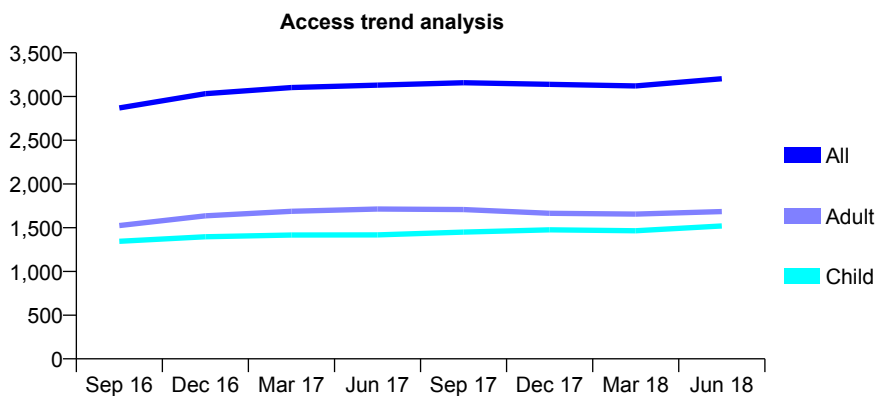
Q69 - Vital Signs At a Glance Contract Report for 326240/0001 - June 2018

Name or company name	MR NS SEHRA
Contract type name	GDS Contract
Purpose of contract	General
Contract start date	01/04/2006
Contract end date	

18/19 Contracted general activity (UDA)	11,428
Carry forward general activity (UDA)	0
18/19 Contracted orthodontic activity (UOA)	0
Carry forward orthodontic activity (UOA)	0
Baseline contract value	£385,691.71

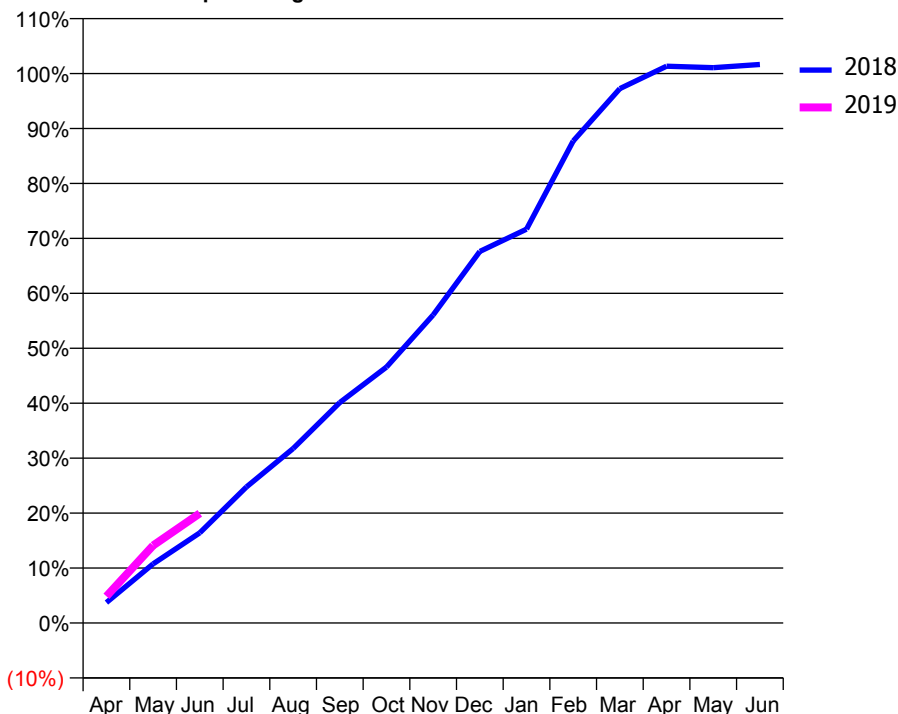
ACCESS*

Patients seen in 24 months	Total	Change since previous quarter
Quarter ending June 2017	3,130	
Quarter ending September 2017	3,157	→
Quarter ending December 2017	3,140	→
Quarter ending March 2018	3,121	→
Quarter ending June 2018	3,204	↑
Variance since June 2017	2.4%	↑



ACTIVITY

Cumulative percentage of contracted UDA delivered 2018 & 2019



Adjusted Scheduled Activity (UDA)

Month	2018	2019
April	468	555
May	1,354	1,613
June	2,063	2,281
July	3,112	
August	3,993	
September	5,045	
October	5,855	
November	7,047	
December	8,500	
January	9,011	
February	11,025	
March	12,224	
April	12,738	
May	12,704	
June	12,777	

QUALITY

	Quantity	Base Number	Contract	AT	Region	England
% of FP17s for the same patient ID Re-attending within 3 months - Children	50	796	6.3%	11.0%	11.0%	11.5%
% of FP17s for the same patient ID Re-attending within 3 months - Adults	82	493	16.6%	14.8%	15.3%	15.4%
% of FP17s for the same patient ID Re-attending between 3 & 9 months - Children	541	796	68.0%	59.0%	61.2%	58.9%
% of FP17s for the same patient ID Re-attending between 3 & 9 months - Adults	191	493	38.7%	49.5%	52.9%	51.6%
% of FP17s for Band 1 Urgent Courses	154	1,122	13.7%	9.7%	9.4%	8.9%
% of FP17s Relating to Free Repair or Replacements	0	1,122	0.0%	0.7%	0.7%	0.8%
% of FP17s Relating to Continuations	0	1,122	0.0%	0.7%	0.9%	0.9%
% of Patients satisfied with the dentistry they have received	2	2	N/A	94.8%	93.6%	93.2%
% of Patients satisfied with the time they had to wait for an appointment	1	2	N/A	88.9%	88.8%	88.8%

* This is based on patients treated on this contract for their most recent course of treatment. Figures in italics indicate the base number of FP17s or Patient Questionnaire responses are less than 100. N/A is shown where the base number of responses is less than 10 during the period. % is calculated as Quantity/Base number*100

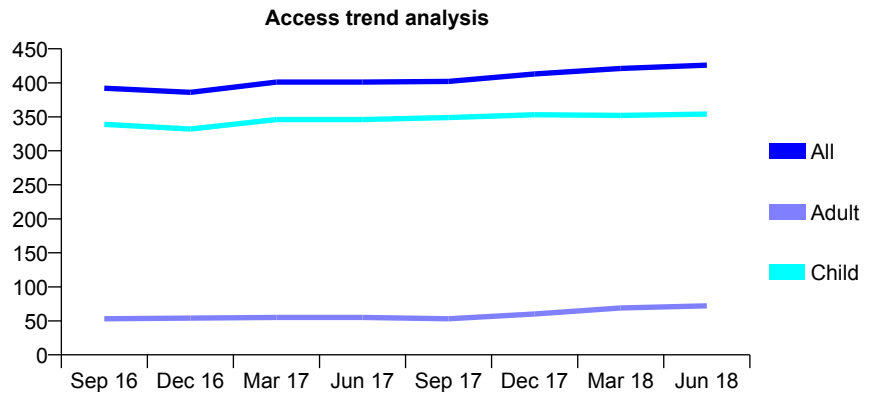
Q69 - Vital Signs At a Glance Contract Report for 327387/0001 - June 2018

Name or company name	Pond House Dental Partnership
Contract type name	GDS Contract
Purpose of contract	General
Contract start date	01/04/2006
Contract end date	

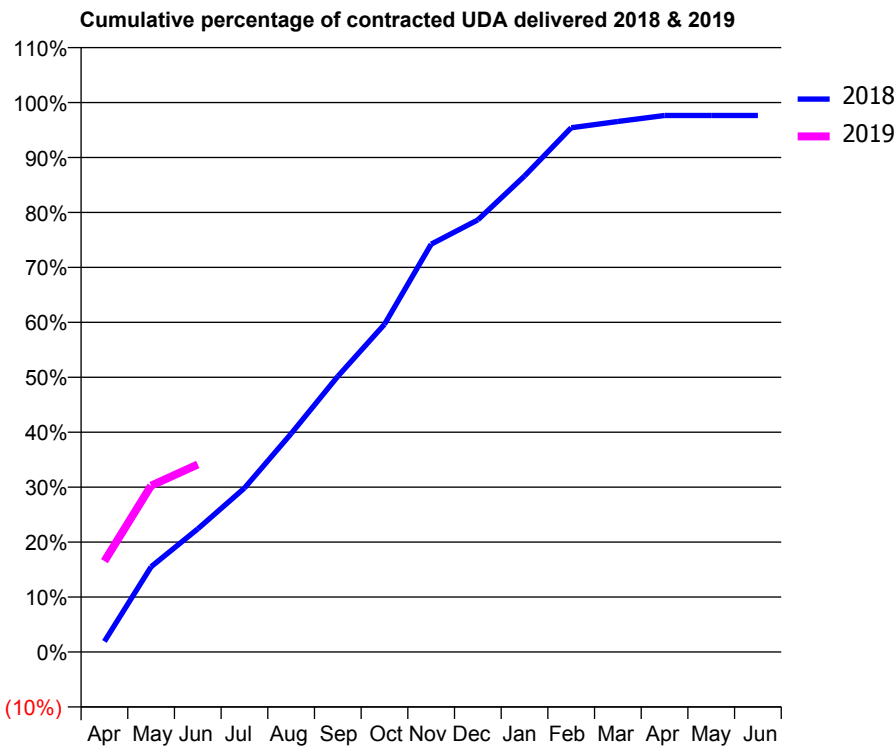
18/19 Contracted general activity (UDA)	728
Carry forward general activity (UDA)	0
18/19 Contracted orthodontic activity (UOA)	0
Carry forward orthodontic activity (UOA)	0
Baseline contract value	£13,974.94

ACCESS*

Patients seen in 24 months	Total	Change since previous quarter
Quarter ending June 2017	401	
Quarter ending September 2017	402	→
Quarter ending December 2017	413	↑
Quarter ending March 2018	421	→
Quarter ending June 2018	426	→
Variance since June 2017	6.2%	↑



ACTIVITY



Adjusted Scheduled Activity (UDA)		
Month	2018	2019
April	14	120
May	113	220
June	163	248
July	217	
August	289	
September	365	
October	434	
November	540	
December	572	
January	631	
February	695	
March	703	
April	711	
May	711	
June	711	

QUALITY

	Quantity	Base Number	Contract	AT	Region	England
% of FP17s for the same patient ID Re-attending within 3 months - Children	3	166	1.8%	11.0%	11.0%	11.5%
% of FP17s for the same patient ID Re-attending within 3 months - Adults	1	14	7.1%	14.8%	15.3%	15.4%
% of FP17s for the same patient ID Re-attending between 3 & 9 months - Children	108	166	65.1%	59.0%	61.2%	58.9%
% of FP17s for the same patient ID Re-attending between 3 & 9 months - Adults	5	14	35.7%	49.5%	52.9%	51.6%
% of FP17s for Band 1 Urgent Courses	2	176	1.1%	9.7%	9.4%	8.9%
% of FP17s Relating to Free Repair or Replacements	0	176	0.0%	0.7%	0.7%	0.8%
% of FP17s Relating to Continuations	0	176	0.0%	0.7%	0.9%	0.9%
% of Patients satisfied with the dentistry they have received	1	1	N/A	94.8%	93.6%	93.2%
% of Patients satisfied with the time they had to wait for an appointment	1	1	N/A	88.9%	88.8%	88.8%

* This is based on patients treated on this contract for their most recent course of treatment. Figures in italics indicate the base number of FP17s or Patient Questionnaire responses are less than 100. N/A is shown where the base number of responses is less than 10 during the period. % is calculated as Quantity/Base number*100

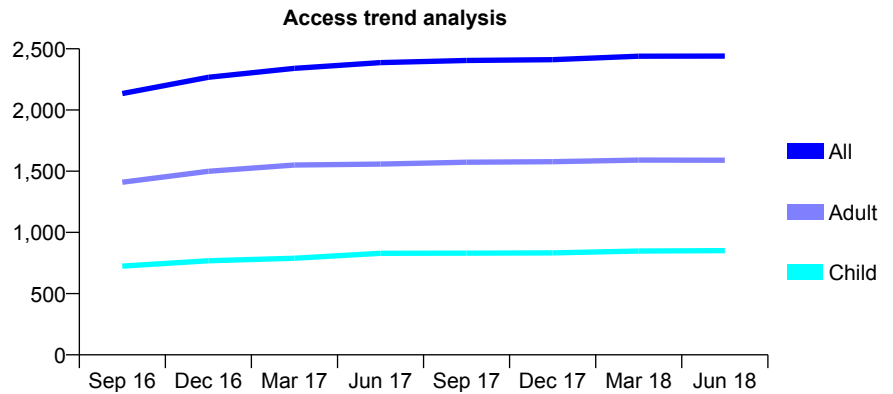
Q69 - Vital Signs At a Glance Contract Report for 332119/0003 - June 2018

Name or company name	SC Dental Studio Ltd
Contract type name	GDS Contract
Purpose of contract	General
Contract start date	24/12/2009
Contract end date	

18/19 Contracted general activity (UDA)	3,150
Carry forward general activity (UDA)	0
18/19 Contracted orthodontic activity (UOA)	0
Carry forward orthodontic activity (UOA)	0
Baseline contract value	£92,845.33

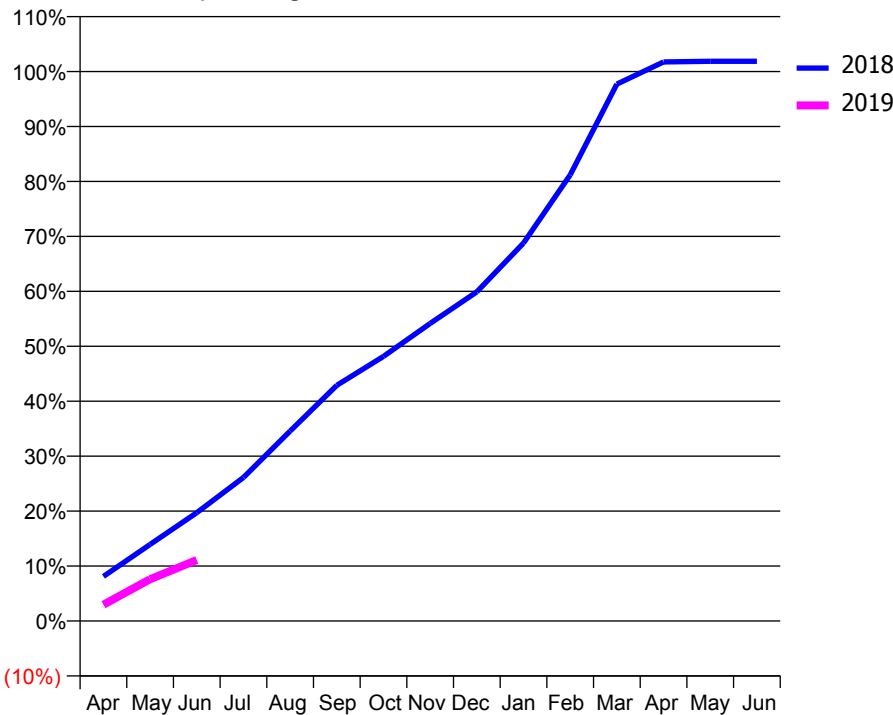
ACCESS*

Patients seen in 24 months	Total	Change since previous quarter
Quarter ending June 2017	2,387	
Quarter ending September 2017	2,405	→
Quarter ending December 2017	2,411	→
Quarter ending March 2018	2,439	→
Quarter ending June 2018	2,441	→
Variance since June 2017	2.3%	↑



ACTIVITY

Cumulative percentage of contracted UDA delivered 2018 & 2019



Adjusted Scheduled Activity (UDA)		
Month	2018	2019
April	282	94
May	483	240
June	683	350
July	905	
August	1,198	
September	1,486	
October	1,669	
November	1,876	
December	2,076	
January	2,384	
February	2,813	
March	3,386	
April	3,526	
May	3,530	
June	3,530	

QUALITY

	Quantity	Base Number	Contract	AT	Region	England
% of FP17s for the same patient ID Re-attending within 3 months - Children	30	249	12.0%	11.0%	11.0%	11.5%
% of FP17s for the same patient ID Re-attending within 3 months - Adults	64	334	19.2%	14.8%	15.3%	15.4%
% of FP17s for the same patient ID Re-attending between 3 & 9 months - Children	106	249	42.6%	59.0%	61.2%	58.9%
% of FP17s for the same patient ID Re-attending between 3 & 9 months - Adults	74	334	22.2%	49.5%	52.9%	51.6%
% of FP17s for Band 1 Urgent Courses	29	138	21.0%	9.7%	9.4%	8.9%
% of FP17s Relating to Free Repair or Replacements	0	138	0.0%	0.7%	0.7%	0.8%
% of FP17s Relating to Continuations	6	138	4.3%	0.7%	0.9%	0.9%
% of Patients satisfied with the dentistry they have received	0	0	N/A	94.8%	93.6%	93.2%
% of Patients satisfied with the time they had to wait for an appointment	0	0	N/A	88.9%	88.8%	88.8%

* This is based on patients treated on this contract for their most recent course of treatment. Figures in italics indicate the base number of FP17s or Patient Questionnaire responses are less than 100. N/A is shown where the base number of responses is less than 10 during the period. % is calculated as Quantity/Base number*100

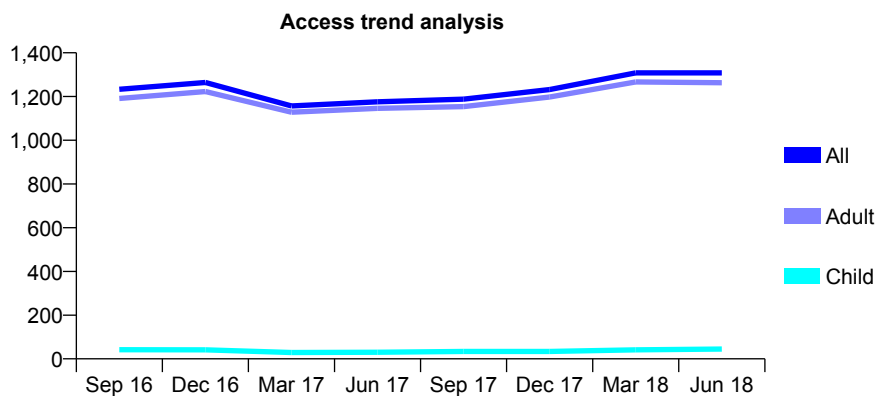
Q69 - Vital Signs At a Glance Contract Report for 332119/0005 - June 2018

Name or company name	SC Dental Studio Ltd
Contract type name	GDS Contract
Purpose of contract	General
Contract start date	01/04/2013
Contract end date	

18/19 Contracted general activity (UDA)	5,175
Carry forward general activity (UDA)	0
18/19 Contracted orthodontic activity (UOA)	0
Carry forward orthodontic activity (UOA)	0
Baseline contract value	£267,040.17

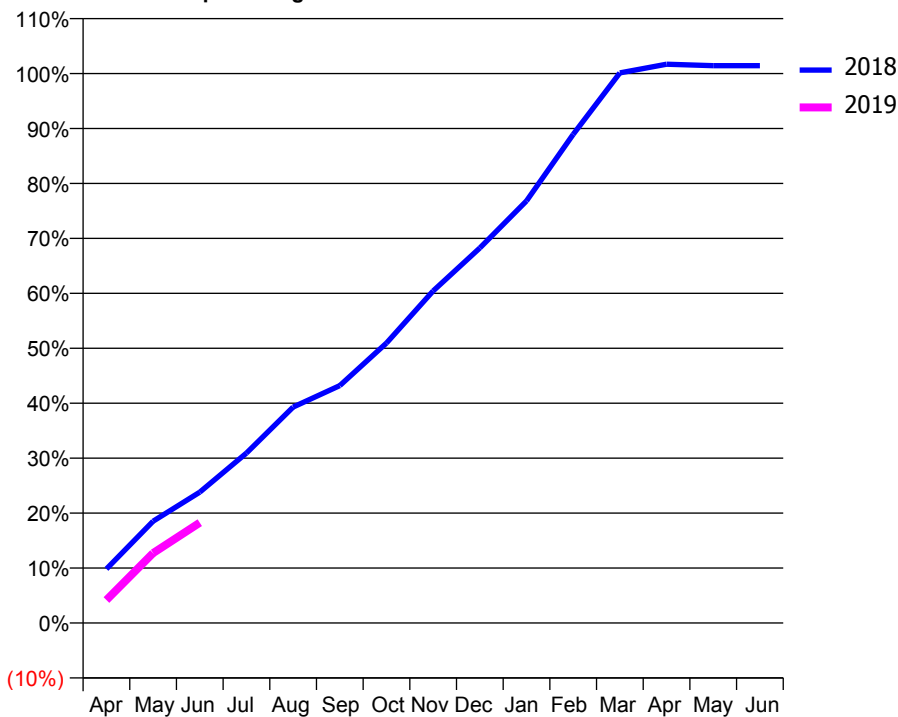
ACCESS*

Patients seen in 24 months	Total	Change since previous quarter
Quarter ending June 2017	1,176	
Quarter ending September 2017	1,188	→
Quarter ending December 2017	1,232	↑
Quarter ending March 2018	1,308	↑
Quarter ending June 2018	1,308	→
Variance since June 2017	11.2%	↑



ACTIVITY

Cumulative percentage of contracted UDA delivered 2018 & 2019



Month	Adjusted Scheduled Activity (UDA)	
	2018	2019
April	560	217
May	1,055	659
June	1,356	945
July	1,761	
August	2,238	
September	2,460	
October	2,901	
November	3,441	
December	3,886	
January	4,373	
February	5,062	
March	5,699	
April	5,789	
May	5,774	
June	5,774	

QUALITY

	Quantity	Base Number	Contract	AT	Region	England
% of FP17s for the same patient ID Re-attending within 3 months - Children	1	19	5.3%	11.0%	11.0%	11.5%
% of FP17s for the same patient ID Re-attending within 3 months - Adults	3	236	1.3%	14.8%	15.3%	15.4%
% of FP17s for the same patient ID Re-attending between 3 & 9 months - Children	0	19	0.0%	59.0%	61.2%	58.9%
% of FP17s for the same patient ID Re-attending between 3 & 9 months - Adults	6	236	2.5%	49.5%	52.9%	51.6%
% of FP17s for Band 1 Urgent Courses	0	227	0.0%	9.7%	9.4%	8.9%
% of FP17s Relating to Free Repair or Replacements	0	227	0.0%	0.7%	0.7%	0.8%
% of FP17s Relating to Continuations	1	227	0.4%	0.7%	0.9%	0.9%
% of Patients satisfied with the dentistry they have received	1	1	N/A	94.8%	93.6%	93.2%
% of Patients satisfied with the time they had to wait for an appointment	1	1	N/A	88.9%	88.8%	88.8%

* This is based on patients treated on this contract for their most recent course of treatment. Figures in italics indicate the base number of FP17s or Patient Questionnaire responses are less than 100. N/A is shown where the base number of responses is less than 10 during the period. % is calculated as Quantity/Base number*100

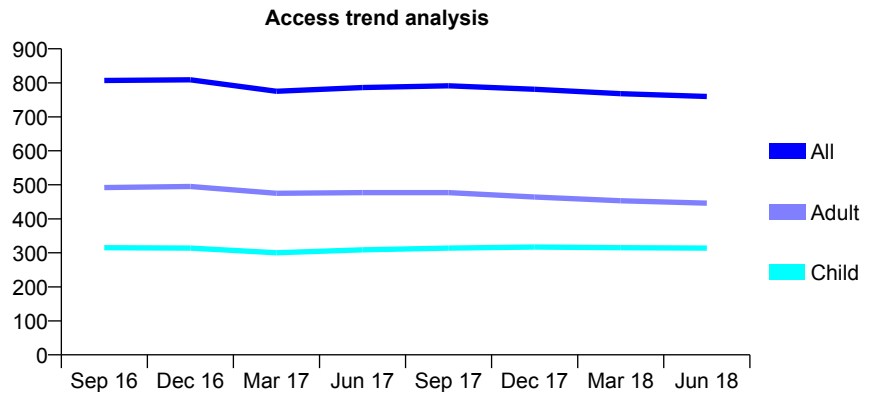
Q69 - Vital Signs At a Glance Contract Report for 334944/0001 - June 2018

Name or company name	MISS NP MCVEIGH
Contract type name	GDS Contract
Purpose of contract	General
Contract start date	01/04/2006
Contract end date	

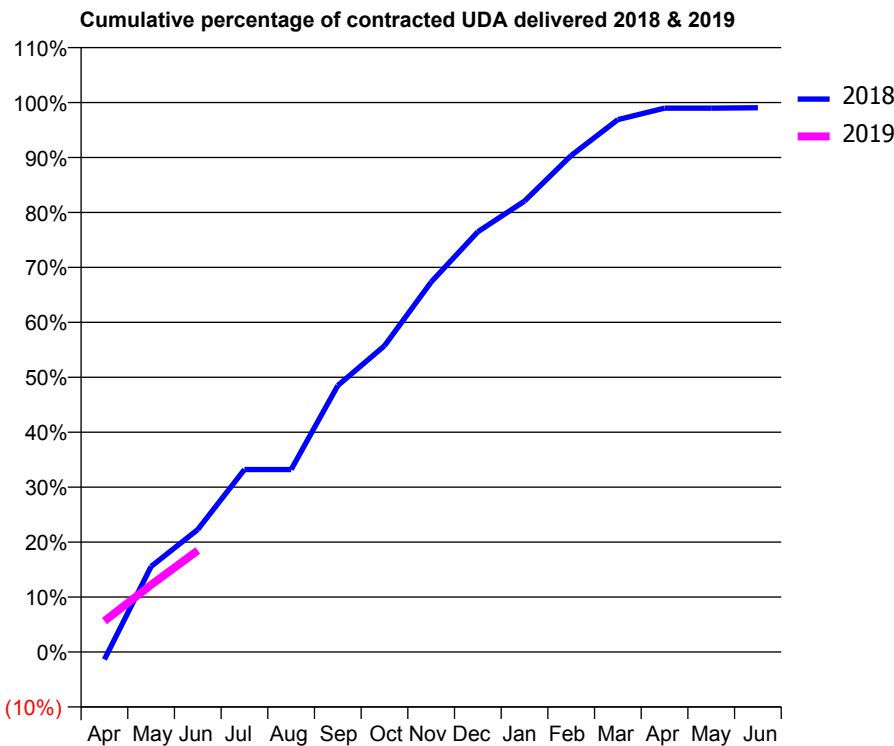
18/19 Contracted general activity (UDA)	1,760
Carry forward general activity (UDA)	0
18/19 Contracted orthodontic activity (UOA)	0
Carry forward orthodontic activity (UOA)	0
Baseline contract value	£43,012.06

ACCESS*

Patients seen in 24 months	Total	Change since previous quarter
Quarter ending June 2017	786	
Quarter ending September 2017	791	→
Quarter ending December 2017	781	↓
Quarter ending March 2018	768	↓
Quarter ending June 2018	760	↓
Variance since June 2017	(3.3%)	↓



ACTIVITY



Adjusted Scheduled Activity (UDA)		
Month	2018	2019
April	-24	99
May	274	215
June	392	325
July	585	
August	585	
September	853	
October	981	
November	1,185	
December	1,346	
January	1,444	
February	1,590	
March	1,705	
April	1,742	
May	1,742	
June	1,743	

QUALITY

	Quantity	Base Number	Contract	AT	Region	England
% of FP17s for the same patient ID Re-attending within 3 months - Children	3	102	2.9%	11.0%	11.0%	11.5%
% of FP17s for the same patient ID Re-attending within 3 months - Adults	5	147	3.4%	14.8%	15.3%	15.4%
% of FP17s for the same patient ID Re-attending between 3 & 9 months - Children	73	102	71.6%	59.0%	61.2%	58.9%
% of FP17s for the same patient ID Re-attending between 3 & 9 months - Adults	126	147	85.7%	49.5%	52.9%	51.6%
% of FP17s for Band 1 Urgent Courses	6	219	2.7%	9.7%	9.4%	8.9%
% of FP17s Relating to Free Repair or Replacements	0	219	0.0%	0.7%	0.7%	0.8%
% of FP17s Relating to Continuations	0	219	0.0%	0.7%	0.9%	0.9%
% of Patients satisfied with the dentistry they have received	2	2	N/A	94.8%	93.6%	93.2%
% of Patients satisfied with the time they had to wait for an appointment	2	2	N/A	88.9%	88.8%	88.8%

* This is based on patients treated on this contract for their most recent course of treatment. Figures in italics indicate the base number of FP17s or Patient Questionnaire responses are less than 100. N/A is shown where the base number of responses is less than 10 during the period. % is calculated as Quantity/Base number*100

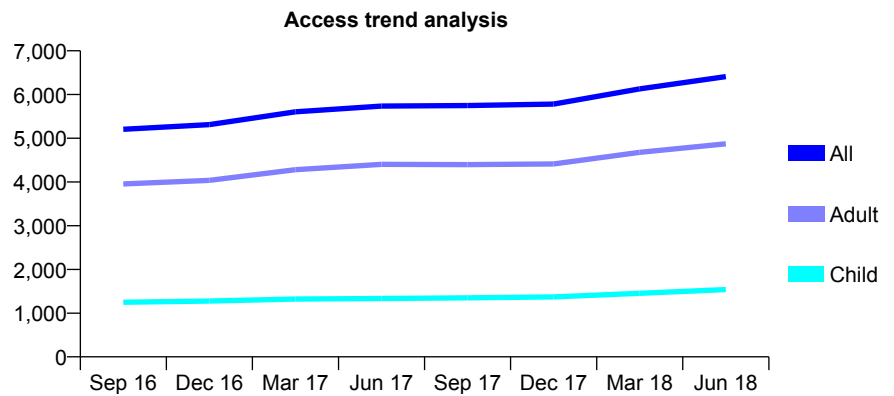
Q69 - Vital Signs At a Glance Contract Report for 335304/0001 - June 2018

Name or company name	Mr L Powell & Ms R Murray
Contract type name	GDS Contract
Purpose of contract	General
Contract start date	01/04/2006
Contract end date	

18/19 Contracted general activity (UDA)	17,123
Carry forward general activity (UDA)	0
18/19 Contracted orthodontic activity (UOA)	0
Carry forward orthodontic activity (UOA)	0
Baseline contract value	£395,502.65

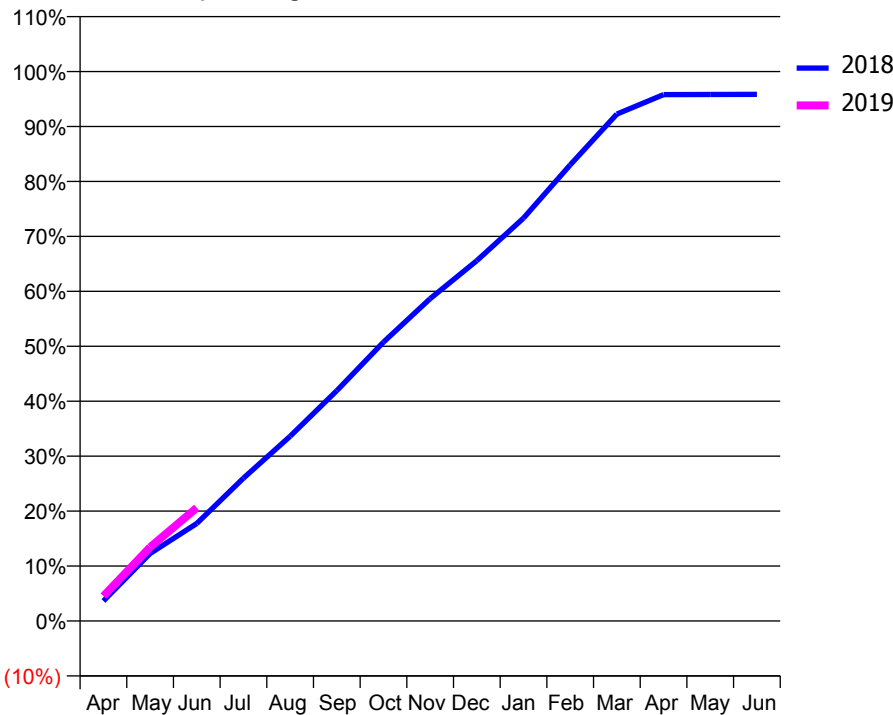
ACCESS*

Patients seen in 24 months	Total	Change since previous quarter
Quarter ending June 2017	5,737	
Quarter ending September 2017	5,747	→
Quarter ending December 2017	5,781	→
Quarter ending March 2018	6,129	↑
Quarter ending June 2018	6,410	↑
Variance since June 2017	11.7%	↑



ACTIVITY

Cumulative percentage of contracted UDA delivered 2018 & 2019



Month	Adjusted Scheduled Activity (UDA)	
	2018	2019
April	624	776
May	2,103	2,301
June	3,039	3,529
July	4,451	
August	5,756	
September	7,178	
October	8,690	
November	10,046	
December	11,230	
January	12,557	
February	14,215	
March	15,795	
April	16,401	
May	16,408	
June	16,411	

QUALITY

	Quantity	Base Number	Contract	AT	Region	England
% of FP17s for the same patient ID Re-attending within 3 months - Children	38	621	6.1%	11.0%	11.0%	11.5%
% of FP17s for the same patient ID Re-attending within 3 months - Adults	320	1,853	17.3%	14.8%	15.3%	15.4%
% of FP17s for the same patient ID Re-attending between 3 & 9 months - Children	362	621	58.3%	59.0%	61.2%	58.9%
% of FP17s for the same patient ID Re-attending between 3 & 9 months - Adults	913	1,853	49.3%	49.5%	52.9%	51.6%
% of FP17s for Band 1 Urgent Courses	228	2,133	10.7%	9.7%	9.4%	8.9%
% of FP17s Relating to Free Repair or Replacements	29	2,133	1.4%	0.7%	0.7%	0.8%
% of FP17s Relating to Continuations	24	2,133	1.1%	0.7%	0.9%	0.9%
% of Patients satisfied with the dentistry they have received	11	11	100.0%	94.8%	93.6%	93.2%
% of Patients satisfied with the time they had to wait for an appointment	10	11	90.9%	88.9%	88.8%	88.8%

* This is based on patients treated on this contract for their most recent course of treatment. Figures in italics indicate the base number of FP17s or Patient Questionnaire responses are less than 100. N/A is shown where the base number of responses is less than 10 during the period. % is calculated as Quantity/Base number*100

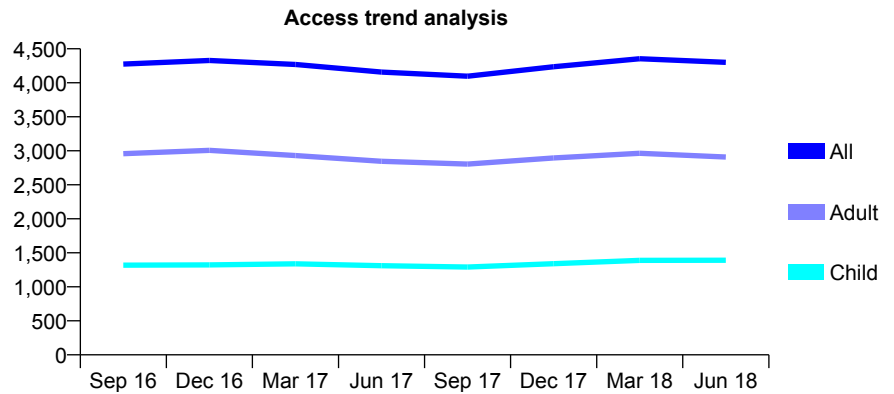
Q69 - Vital Signs At a Glance Contract Report for 336785/0001 - June 2018

Name or company name	MRS KS RADIA
Contract type name	GDS Contract
Purpose of contract	General
Contract start date	01/04/2006
Contract end date	

18/19 Contracted general activity (UDA)	8,951
Carry forward general activity (UDA)	0
18/19 Contracted orthodontic activity (UOA)	0
Carry forward orthodontic activity (UOA)	0
Baseline contract value	£291,275.71

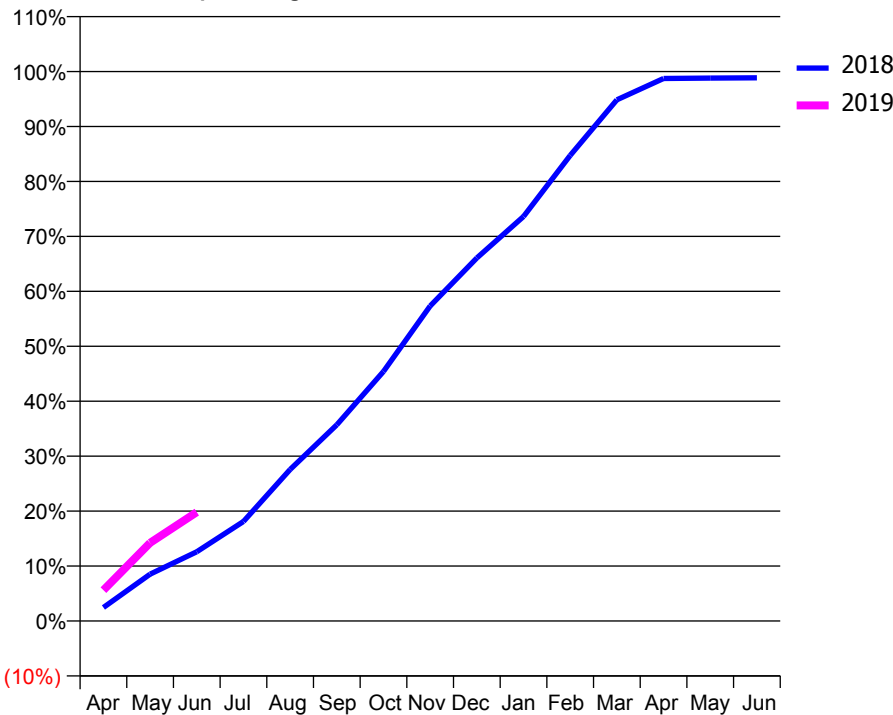
ACCESS*

Patients seen in 24 months	Total	Change since previous quarter
Quarter ending June 2017	4,158	
Quarter ending September 2017	4,097	↓
Quarter ending December 2017	4,237	↑
Quarter ending March 2018	4,354	↑
Quarter ending June 2018	4,300	↓
Variance since June 2017	3.4%	↑



ACTIVITY

Cumulative percentage of contracted UDA delivered 2018 & 2019



Month	Adjusted Scheduled Activity (UDA)	
	2018	2019
April	226	502
May	779	1,275
June	1,150	1,773
July	1,653	
August	2,519	
September	3,261	
October	4,146	
November	5,235	
December	6,032	
January	6,720	
February	7,736	
March	8,660	
April	9,015	
May	9,020	
June	9,025	

QUALITY

	Quantity	Base Number	Contract	AT	Region	England
% of FP17s for the same patient ID Re-attending within 3 months - Children	46	586	7.8%	11.0%	11.0%	11.5%
% of FP17s for the same patient ID Re-attending within 3 months - Adults	131	984	13.3%	14.8%	15.3%	15.4%
% of FP17s for the same patient ID Re-attending between 3 & 9 months - Children	399	586	68.1%	59.0%	61.2%	58.9%
% of FP17s for the same patient ID Re-attending between 3 & 9 months - Adults	546	984	55.5%	49.5%	52.9%	51.6%
% of FP17s for Band 1 Urgent Courses	80	1,117	7.2%	9.7%	9.4%	8.9%
% of FP17s Relating to Free Repair or Replacements	10	1,117	0.9%	0.7%	0.7%	0.8%
% of FP17s Relating to Continuations	5	1,117	0.4%	0.7%	0.9%	0.9%
% of Patients satisfied with the dentistry they have received	24	25	96.0%	94.8%	93.6%	93.2%
% of Patients satisfied with the time they had to wait for an appointment	21	25	84.0%	88.9%	88.8%	88.8%

* This is based on patients treated on this contract for their most recent course of treatment. Figures in italics indicate the base number of FP17s or Patient Questionnaire responses are less than 100. N/A is shown where the base number of responses is less than 10 during the period. % is calculated as Quantity/Base number*100

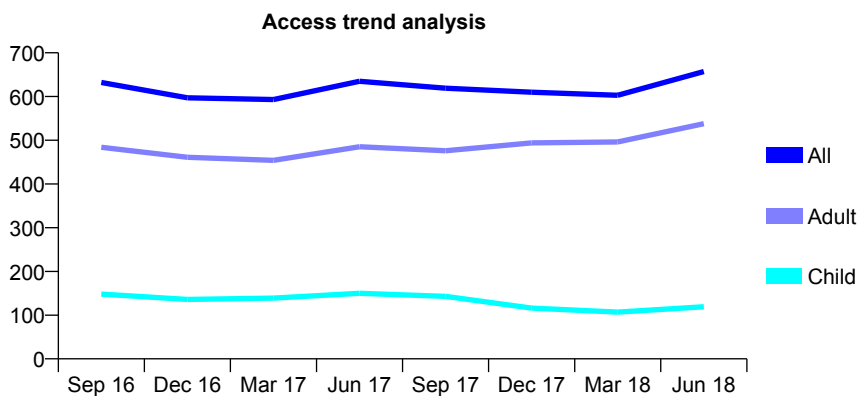
Q69 - Vital Signs At a Glance Contract Report for 336785/0002 - June 2018

Name or company name	MRS KS RADIA
Contract type name	GDS Contract
Purpose of contract	General
Contract start date	01/04/2009
Contract end date	

18/19 Contracted general activity (UDA)	1,050
Carry forward general activity (UDA)	0
18/19 Contracted orthodontic activity (UOA)	0
Carry forward orthodontic activity (UOA)	0
Baseline contract value	£28,473.82

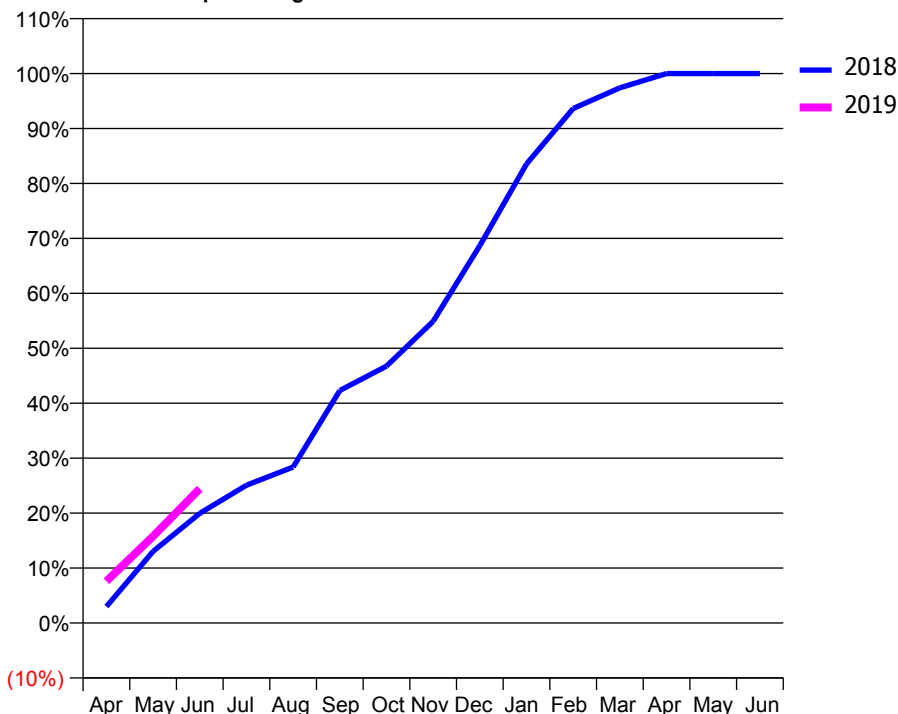
ACCESS*

Patients seen in 24 months	Total	Change since previous quarter
Quarter ending June 2017	635	
Quarter ending September 2017	619	↓
Quarter ending December 2017	610	↓
Quarter ending March 2018	603	↓
Quarter ending June 2018	657	↑
Variance since June 2017	3.5%	↑



ACTIVITY

Cumulative percentage of contracted UDA delivered 2018 & 2019



Month	2018	2019
April	33	80
May	142	166
June	218	257
July	274	
August	310	
September	462	
October	511	
November	600	
December	750	
January	912	
February	1,022	
March	1,064	
April	1,092	
May	1,092	
June	1,092	

QUALITY

	Quantity	Base Number	Contract	AT	Region	England
% of FP17s for the same patient ID Re-attending within 3 months - Children	0	58	0.0%	11.0%	11.0%	11.5%
% of FP17s for the same patient ID Re-attending within 3 months - Adults	4	184	2.2%	14.8%	15.3%	15.4%
% of FP17s for the same patient ID Re-attending between 3 & 9 months - Children	27	58	46.6%	59.0%	61.2%	58.9%
% of FP17s for the same patient ID Re-attending between 3 & 9 months - Adults	52	184	28.3%	49.5%	52.9%	51.6%
% of FP17s for Band 1 Urgent Courses	4	216	1.9%	9.7%	9.4%	8.9%
% of FP17s Relating to Free Repair or Replacements	0	216	0.0%	0.7%	0.7%	0.8%
% of FP17s Relating to Continuations	0	216	0.0%	0.7%	0.9%	0.9%
% of Patients satisfied with the dentistry they have received	0	0	N/A	94.8%	93.6%	93.2%
% of Patients satisfied with the time they had to wait for an appointment	0	0	N/A	88.9%	88.8%	88.8%

* This is based on patients treated on this contract for their most recent course of treatment. Figures in italics indicate the base number of FP17s or Patient Questionnaire responses are less than 100. N/A is shown where the base number of responses is less than 10 during the period. % is calculated as Quantity/Base number*100

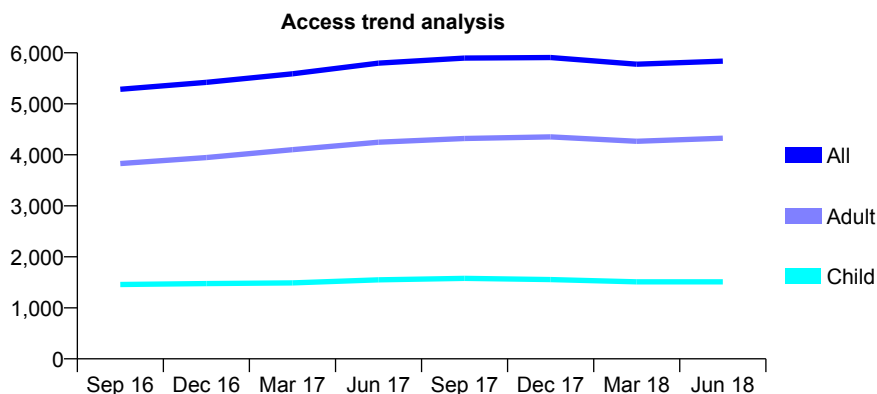
Q69 - Vital Signs At a Glance Contract Report for 337765/0001 - June 2018

Name or company name	MR SI YOUNG
Contract type name	GDS Contract
Purpose of contract	General
Contract start date	01/04/2006
Contract end date	

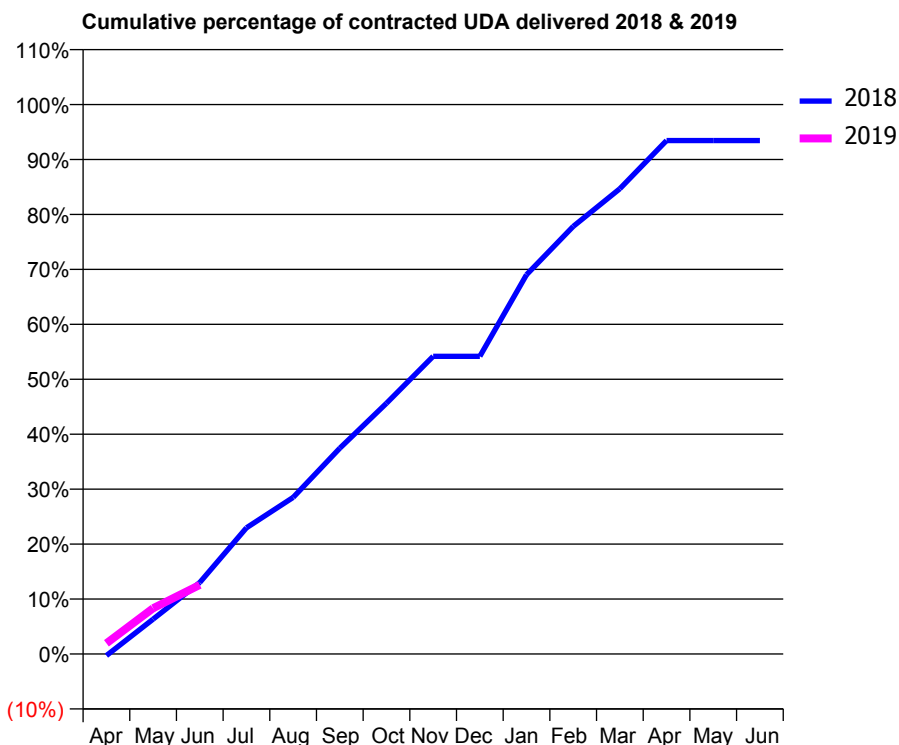
18/19 Contracted general activity (UDA)	15,338
Carry forward general activity (UDA)	0
18/19 Contracted orthodontic activity (UOA)	0
Carry forward orthodontic activity (UOA)	0
Baseline contract value	£395,570.74

ACCESS*

Patients seen in 24 months	Total	Change since previous quarter
Quarter ending June 2017	5,798	
Quarter ending September 2017	5,896	→
Quarter ending December 2017	5,906	→
Quarter ending March 2018	5,776	↓
Quarter ending June 2018	5,836	→
Variance since June 2017	0.7%	→



ACTIVITY



Month	Adjusted Scheduled Activity (UDA)	
	2018	2019
April	-46	300
May	975	1,280
June	1,995	1,932
July	3,523	
August	4,373	
September	5,744	
October	6,999	
November	8,308	
December	8,308	
January	10,588	
February	11,934	
March	12,989	
April	14,332	
May	14,332	
June	14,332	

QUALITY

	Quantity	Base Number	Contract	AT	Region	England
% of FP17s for the same patient ID Re-attending within 3 months - Children	25	525	4.8%	11.0%	11.0%	11.5%
% of FP17s for the same patient ID Re-attending within 3 months - Adults	123	1,122	11.0%	14.8%	15.3%	15.4%
% of FP17s for the same patient ID Re-attending between 3 & 9 months - Children	311	525	59.2%	59.0%	61.2%	58.9%
% of FP17s for the same patient ID Re-attending between 3 & 9 months - Adults	298	1,122	26.6%	49.5%	52.9%	51.6%
% of FP17s for Band 1 Urgent Courses	153	1,112	13.8%	9.7%	9.4%	8.9%
% of FP17s Relating to Free Repair or Replacements	0	1,112	0.0%	0.7%	0.7%	0.8%
% of FP17s Relating to Continuations	2	1,112	0.2%	0.7%	0.9%	0.9%
% of Patients satisfied with the dentistry they have received	7	7	N/A	94.8%	93.6%	93.2%
% of Patients satisfied with the time they had to wait for an appointment	7	7	N/A	88.9%	88.8%	88.8%

* This is based on patients treated on this contract for their most recent course of treatment. Figures in italics indicate the base number of FP17s or Patient Questionnaire responses are less than 100. N/A is shown where the base number of responses is less than 10 during the period. % is calculated as Quantity/Base number*100

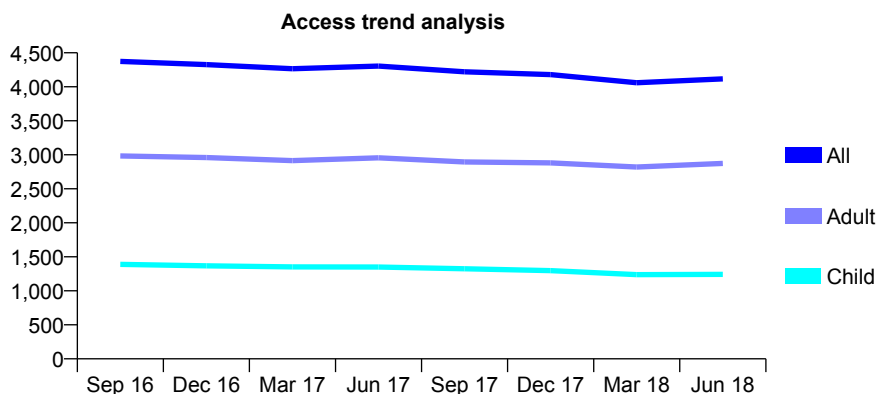
Q69 - Vital Signs At a Glance Contract Report for 338761/0002 - June 2018

Name or company name	Broadshires Dental Practice
Contract type name	GDS Contract
Purpose of contract	General
Contract start date	01/04/2006
Contract end date	

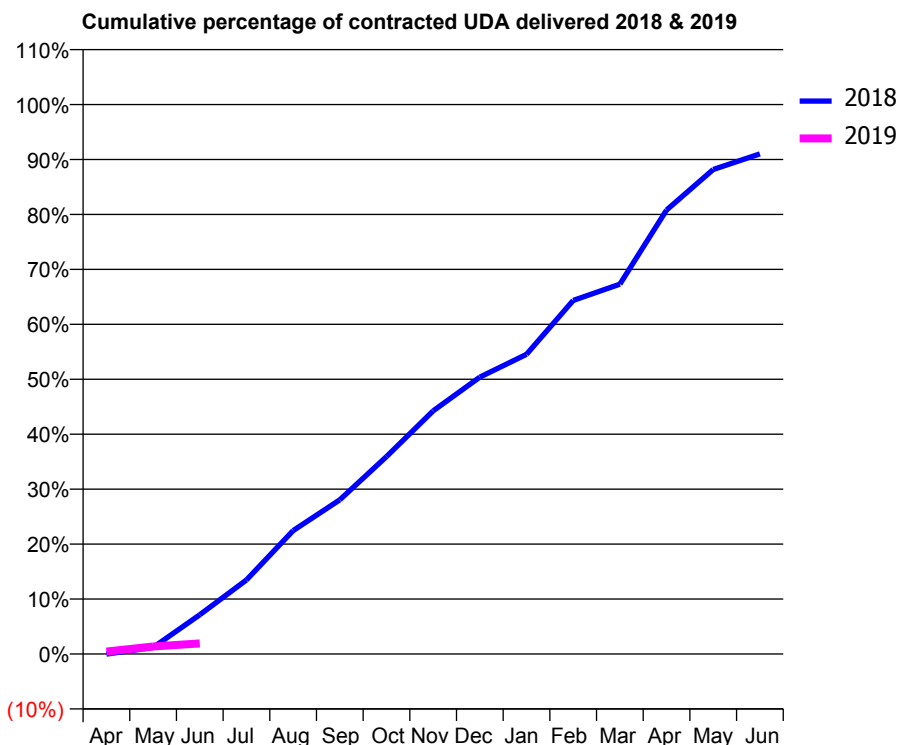
18/19 Contracted general activity (UDA)	11,111
Carry forward general activity (UDA)	0
18/19 Contracted orthodontic activity (UOA)	0
Carry forward orthodontic activity (UOA)	0
Baseline contract value	£265,771.46

ACCESS*

Patients seen in 24 months	Total	Change since previous quarter
Quarter ending June 2017	4,305	
Quarter ending September 2017	4,220	↓
Quarter ending December 2017	4,179	→
Quarter ending March 2018	4,059	↓
Quarter ending June 2018	4,117	→
Variance since June 2017	(4.4%)	↓



ACTIVITY



Month	Adjusted Scheduled Activity (UDA)	
	2018	2019
April	-5	49
May	134	152
June	793	216
July	1,498	
August	2,496	
September	3,117	
October	3,991	
November	4,915	
December	5,598	
January	6,061	
February	7,149	
March	7,478	
April	8,977	
May	9,797	
June	10,112	

QUALITY

	Quantity	Base Number	Contract	AT	Region	England
% of FP17s for the same patient ID Re-attending within 3 months - Children	58	536	10.8%	11.0%	11.0%	11.5%
% of FP17s for the same patient ID Re-attending within 3 months - Adults	146	1,118	13.1%	14.8%	15.3%	15.4%
% of FP17s for the same patient ID Re-attending between 3 & 9 months - Children	298	536	55.6%	59.0%	61.2%	58.9%
% of FP17s for the same patient ID Re-attending between 3 & 9 months - Adults	632	1,118	56.5%	49.5%	52.9%	51.6%
% of FP17s for Band 1 Urgent Courses	78	129	60.5%	9.7%	9.4%	8.9%
% of FP17s Relating to Free Repair or Replacements	1	129	0.8%	0.7%	0.7%	0.8%
% of FP17s Relating to Continuations	10	129	7.8%	0.7%	0.9%	0.9%
% of Patients satisfied with the dentistry they have received	2	2	N/A	94.8%	93.6%	93.2%
% of Patients satisfied with the time they had to wait for an appointment	2	2	N/A	88.9%	88.8%	88.8%

* This is based on patients treated on this contract for their most recent course of treatment. Figures in italics indicate the base number of FP17s or Patient Questionnaire responses are less than 100. N/A is shown where the base number of responses is less than 10 during the period. % is calculated as Quantity/Base number*100

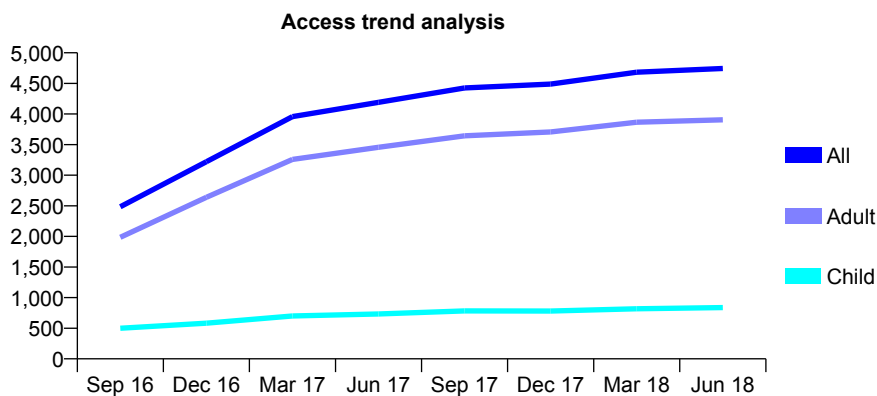
Q69 - Vital Signs At a Glance Contract Report for 339946/0001 - June 2018

Name or company name	Mrs RK Kakad
Contract type name	GDS Contract
Purpose of contract	General
Contract start date	01/04/2006
Contract end date	

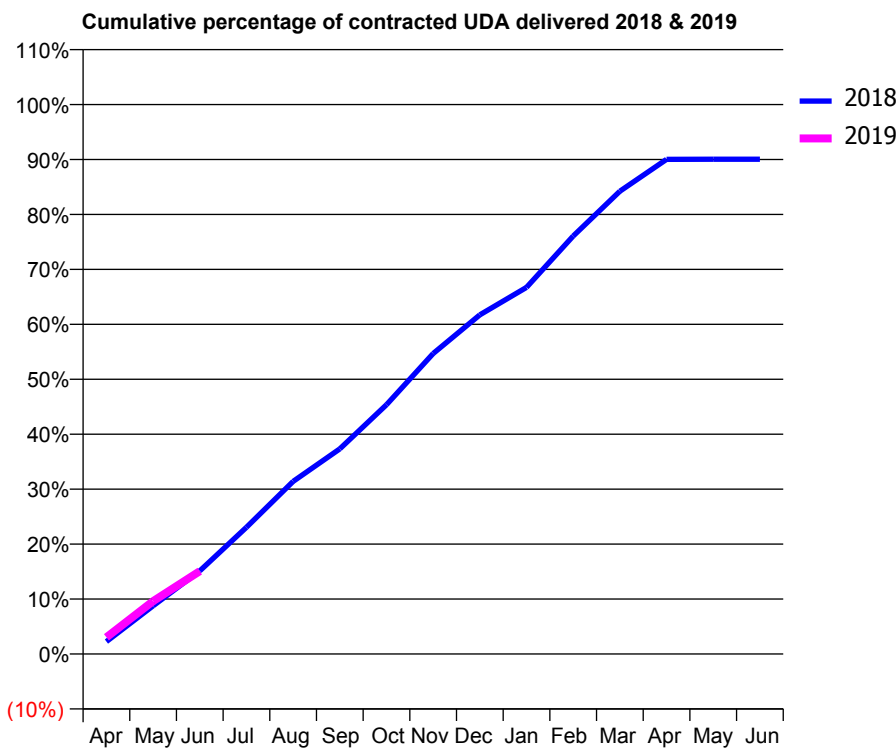
18/19 Contracted general activity (UDA)	17,125
Carry forward general activity (UDA)	0
18/19 Contracted orthodontic activity (UOA)	0
Carry forward orthodontic activity (UOA)	0
Baseline contract value	£372,295.69

ACCESS*

Patients seen in 24 months	Total	Change since previous quarter
Quarter ending June 2017	4,191	
Quarter ending September 2017	4,427	↑
Quarter ending December 2017	4,489	→
Quarter ending March 2018	4,683	↑
Quarter ending June 2018	4,743	→
Variance since June 2017	13.2%	↑



ACTIVITY



Month	Adjusted Scheduled Activity (UDA)	
	2018	2019
April	390	520
May	1,501	1,648
June	2,589	2,583
July	3,951	
August	5,381	
September	6,392	
October	7,770	
November	9,366	
December	10,570	
January	11,427	
February	13,024	
March	14,424	
April	15,415	
May	15,421	
June	15,420	

QUALITY

	Quantity	Base Number	Contract	AT	Region	England
% of FP17s for the same patient ID Re-attending within 3 months - Children	21	329	6.4%	11.0%	11.0%	11.5%
% of FP17s for the same patient ID Re-attending within 3 months - Adults	240	1,352	17.8%	14.8%	15.3%	15.4%
% of FP17s for the same patient ID Re-attending between 3 & 9 months - Children	207	329	62.9%	59.0%	61.2%	58.9%
% of FP17s for the same patient ID Re-attending between 3 & 9 months - Adults	730	1,352	54.0%	49.5%	52.9%	51.6%
% of FP17s for Band 1 Urgent Courses	126	1,329	9.5%	9.7%	9.4%	8.9%
% of FP17s Relating to Free Repair or Replacements	14	1,329	1.1%	0.7%	0.7%	0.8%
% of FP17s Relating to Continuations	19	1,329	1.4%	0.7%	0.9%	0.9%
% of Patients satisfied with the dentistry they have received	10	10	100.0%	94.8%	93.6%	93.2%
% of Patients satisfied with the time they had to wait for an appointment	9	10	90.0%	88.9%	88.8%	88.8%

* This is based on patients treated on this contract for their most recent course of treatment. Figures in italics indicate the base number of FP17s or Patient Questionnaire responses are less than 100. N/A is shown where the base number of responses is less than 10 during the period. % is calculated as Quantity/Base number*100

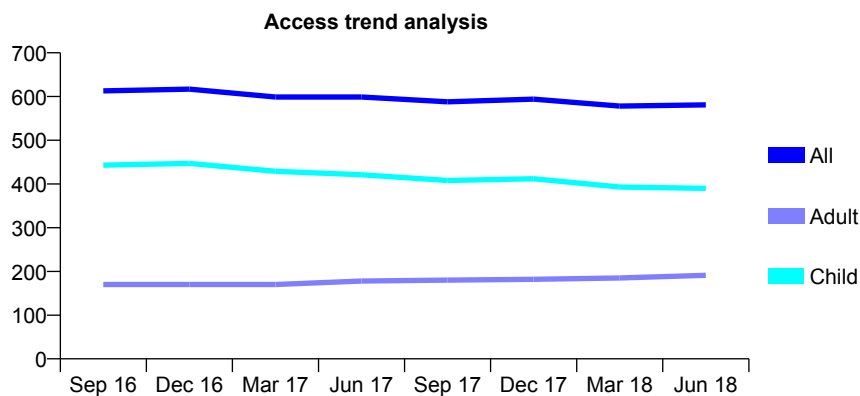
Q69 - Vital Signs At a Glance Contract Report for 341495/0001 - June 2018

Name or company name	Byways Dental Practice
Contract type name	GDS Contract
Purpose of contract	General
Contract start date	01/04/2006
Contract end date	

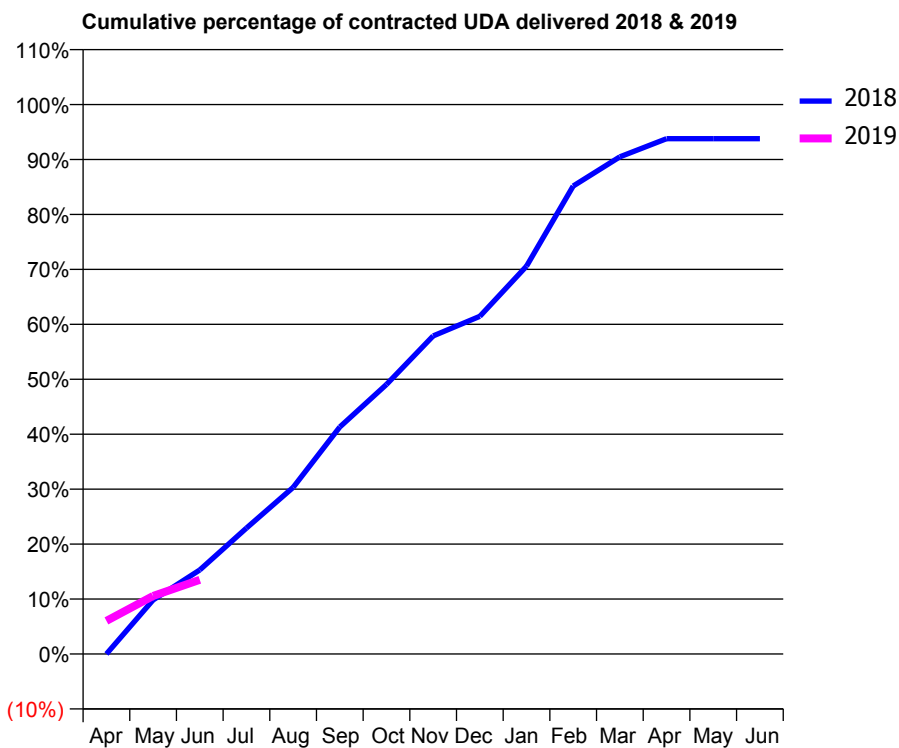
18/19 Contracted general activity (UDA)	2,359
Carry forward general activity (UDA)	0
18/19 Contracted orthodontic activity (UOA)	0
Carry forward orthodontic activity (UOA)	0
Baseline contract value	£61,833.24

ACCESS*

Patients seen in 24 months	Total	Change since previous quarter
Quarter ending June 2017	599	
Quarter ending September 2017	588	↓
Quarter ending December 2017	594	→
Quarter ending March 2018	578	↓
Quarter ending June 2018	581	→
Variance since June 2017	(3.0%)	↓



ACTIVITY



Month	Adjusted Scheduled Activity (UDA)	
	2018	2019
April	0	142
May	232	249
June	361	319
July	540	
August	715	
September	975	
October	1,157	
November	1,366	
December	1,450	
January	1,665	
February	2,009	
March	2,134	
April	2,212	
May	2,212	
June	2,212	

QUALITY

	Quantity	Base Number	Contract	AT	Region	England
% of FP17s for the same patient ID Re-attending within 3 months - Children	11	128	8.6%	11.0%	11.0%	11.5%
% of FP17s for the same patient ID Re-attending within 3 months - Adults	2	37	5.4%	14.8%	15.3%	15.4%
% of FP17s for the same patient ID Re-attending between 3 & 9 months - Children	96	128	75.0%	59.0%	61.2%	58.9%
% of FP17s for the same patient ID Re-attending between 3 & 9 months - Adults	21	37	56.8%	49.5%	52.9%	51.6%
% of FP17s for Band 1 Urgent Courses	4	141	2.8%	9.7%	9.4%	8.9%
% of FP17s Relating to Free Repair or Replacements	1	141	0.7%	0.7%	0.7%	0.8%
% of FP17s Relating to Continuations	1	141	0.7%	0.7%	0.9%	0.9%
% of Patients satisfied with the dentistry they have received	0	0	N/A	94.8%	93.6%	93.2%
% of Patients satisfied with the time they had to wait for an appointment	0	0	N/A	88.9%	88.8%	88.8%

* This is based on patients treated on this contract for their most recent course of treatment. Figures in italics indicate the base number of FP17s or Patient Questionnaire responses are less than 100. N/A is shown where the base number of responses is less than 10 during the period. % is calculated as Quantity/Base number*100

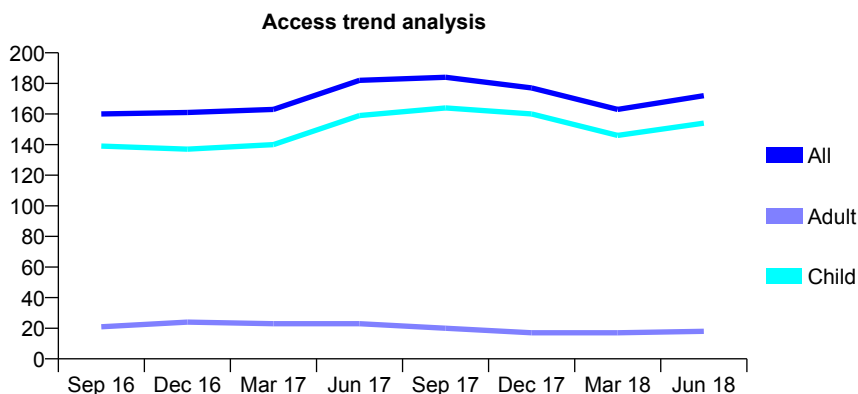
Q69 - Vital Signs At a Glance Contract Report for 343099/0001 - June 2018

Name or company name	MRS E MUKSINOVIC
Contract type name	GDS Contract
Purpose of contract	General
Contract start date	01/04/2006
Contract end date	

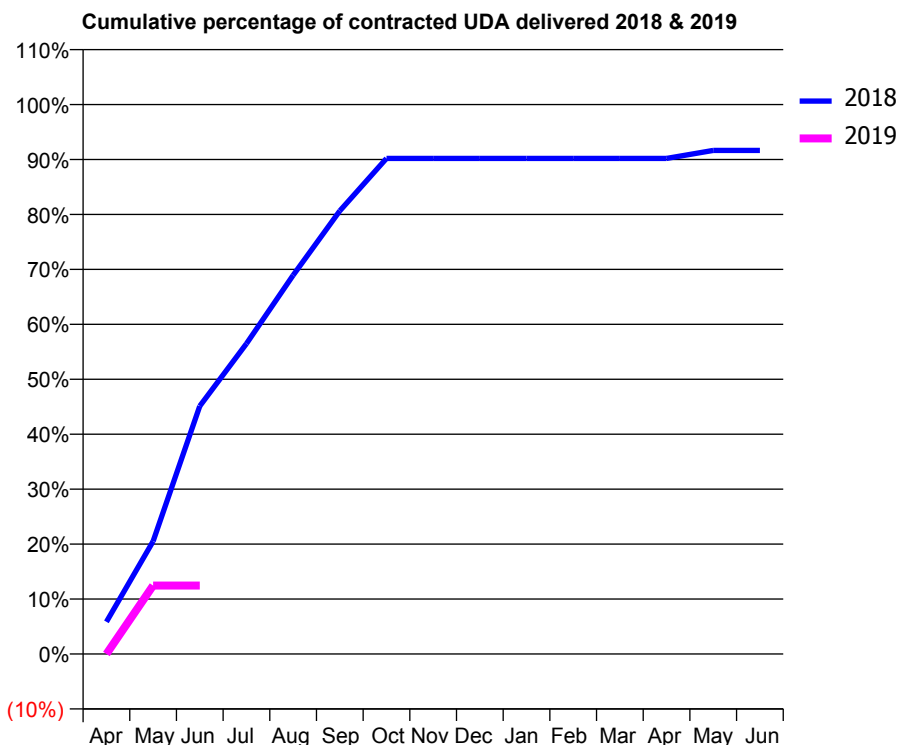
18/19 Contracted general activity (UDA)	273
Carry forward general activity (UDA)	0
18/19 Contracted orthodontic activity (UOA)	0
Carry forward orthodontic activity (UOA)	0
Baseline contract value	£6,528.51

ACCESS*

Patients seen in 24 months	Total	Change since previous quarter
Quarter ending June 2017	182	
Quarter ending September 2017	184	→
Quarter ending December 2017	177	↓
Quarter ending March 2018	163	↓
Quarter ending June 2018	172	↑
Variance since June 2017	(5.5%)	↓



ACTIVITY



Month	Adjusted Scheduled Activity (UDA)	
	2018	2019
April	16	0
May	56	34
June	123	34
July	154	
August	188	
September	220	
October	246	
November	246	
December	246	
January	246	
February	246	
March	246	
April	246	
May	250	
June	250	

QUALITY

	Quantity	Base Number	Contract	AT	Region	England
% of FP17s for the same patient ID Re-attending within 3 months - Children	4	87	4.6%	11.0%	11.0%	11.5%
% of FP17s for the same patient ID Re-attending within 3 months - Adults	0	0	N/A	14.8%	15.3%	15.4%
% of FP17s for the same patient ID Re-attending between 3 & 9 months - Children	56	87	64.4%	59.0%	61.2%	58.9%
% of FP17s for the same patient ID Re-attending between 3 & 9 months - Adults	0	0	N/A	49.5%	52.9%	51.6%
% of FP17s for Band 1 Urgent Courses	0	28	0.0%	9.7%	9.4%	8.9%
% of FP17s Relating to Free Repair or Replacements	0	28	0.0%	0.7%	0.7%	0.8%
% of FP17s Relating to Continuations	0	28	0.0%	0.7%	0.9%	0.9%
% of Patients satisfied with the dentistry they have received	0	0	N/A	94.8%	93.6%	93.2%
% of Patients satisfied with the time they had to wait for an appointment	0	0	N/A	88.9%	88.8%	88.8%

* This is based on patients treated on this contract for their most recent course of treatment. Figures in italics indicate the base number of FP17s or Patient Questionnaire responses are less than 100. N/A is shown where the base number of responses is less than 10 during the period. % is calculated as Quantity/Base number*100

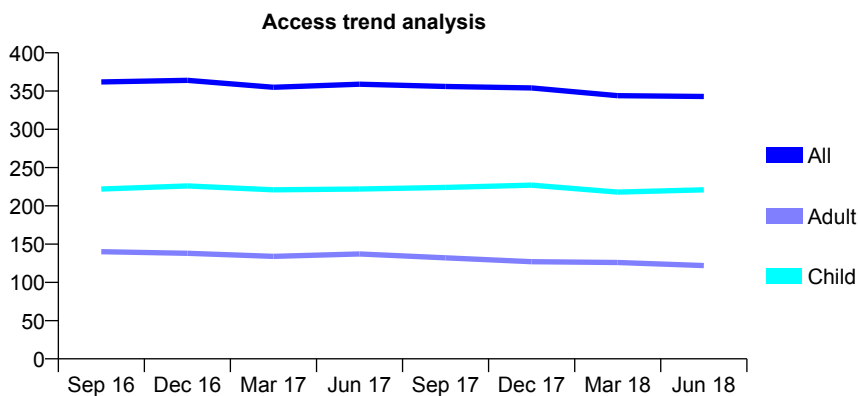
Q69 - Vital Signs At a Glance Contract Report for 344192/0001 - June 2018

Name or company name	MR KV KARLEKAR
Contract type name	GDS Contract
Purpose of contract	General
Contract start date	01/09/2013
Contract end date	

18/19 Contracted general activity (UDA)	1,141
Carry forward general activity (UDA)	0
18/19 Contracted orthodontic activity (UOA)	0
Carry forward orthodontic activity (UOA)	0
Baseline contract value	£29,234.56

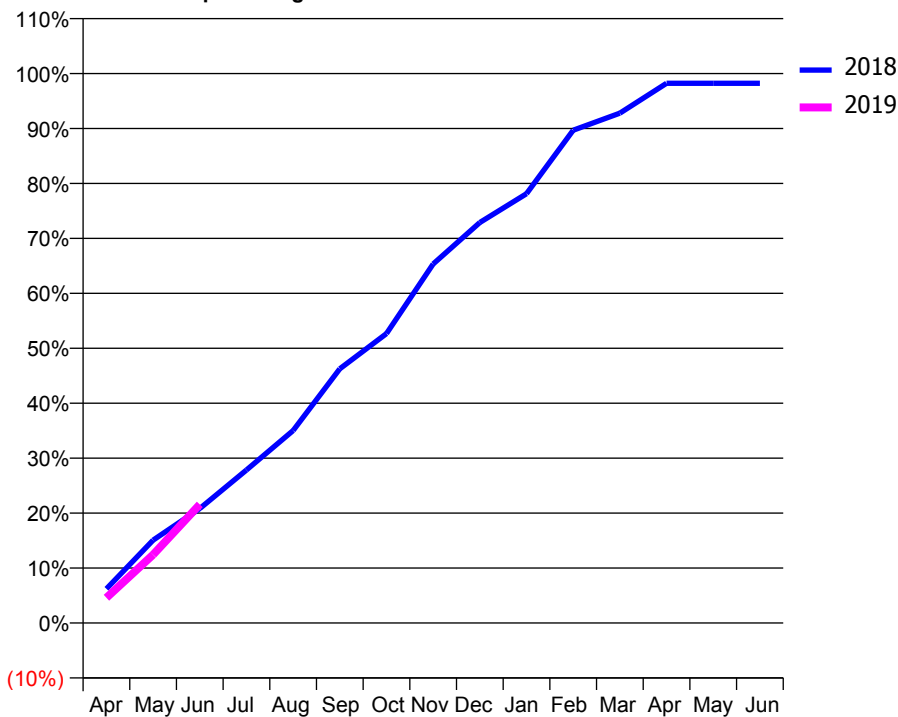
ACCESS*

Patients seen in 24 months	Total	Change since previous quarter
Quarter ending June 2017	359	
Quarter ending September 2017	356	→
Quarter ending December 2017	354	→
Quarter ending March 2018	344	↓
Quarter ending June 2018	343	→
Variance since June 2017	(4.5%)	↓



ACTIVITY

Cumulative percentage of contracted UDA delivered 2018 & 2019



Month	Adjusted Scheduled Activity (UDA)	
	2018	2019
April	71	53
May	172	142
June	238	246
July	318	
August	400	
September	528	
October	601	
November	745	
December	832	
January	891	
February	1,023	
March	1,059	
April	1,121	
May	1,121	
June	1,121	

QUALITY

	Quantity	Base Number	Contract	AT	Region	England
% of FP17s for the same patient ID Re-attending within 3 months - Children	6	104	5.8%	11.0%	11.0%	11.5%
% of FP17s for the same patient ID Re-attending within 3 months - Adults	2	25	8.0%	14.8%	15.3%	15.4%
% of FP17s for the same patient ID Re-attending between 3 & 9 months - Children	63	104	60.6%	59.0%	61.2%	58.9%
% of FP17s for the same patient ID Re-attending between 3 & 9 months - Adults	15	25	60.0%	49.5%	52.9%	51.6%
% of FP17s for Band 1 Urgent Courses	7	100	7.0%	9.7%	9.4%	8.9%
% of FP17s Relating to Free Repair or Replacements	0	100	0.0%	0.7%	0.7%	0.8%
% of FP17s Relating to Continuations	0	100	0.0%	0.7%	0.9%	0.9%
% of Patients satisfied with the dentistry they have received	0	0	N/A	94.8%	93.6%	93.2%
% of Patients satisfied with the time they had to wait for an appointment	0	0	N/A	88.9%	88.8%	88.8%

* This is based on patients treated on this contract for their most recent course of treatment. Figures in italics indicate the base number of FP17s or Patient Questionnaire responses are less than 100. N/A is shown where the base number of responses is less than 10 during the period. % is calculated as Quantity/Base number*100

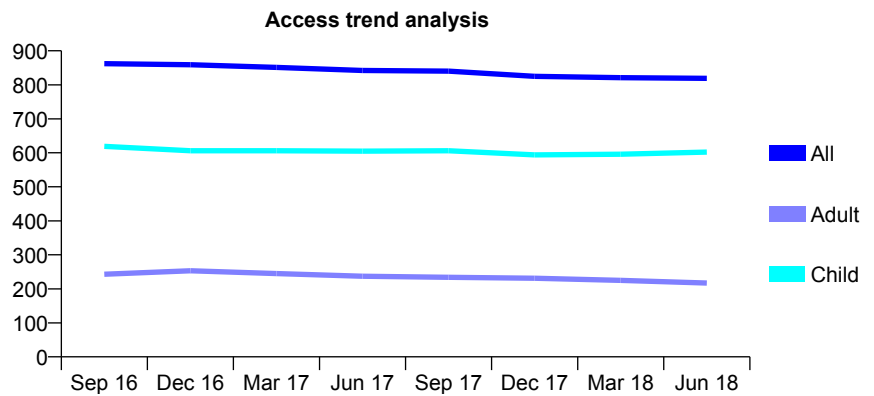
Q69 - Vital Signs At a Glance Contract Report for 344311/0001 - June 2018

Name or company name	MR VG CHUGANI
Contract type name	GDS Contract
Purpose of contract	General
Contract start date	01/04/2006
Contract end date	

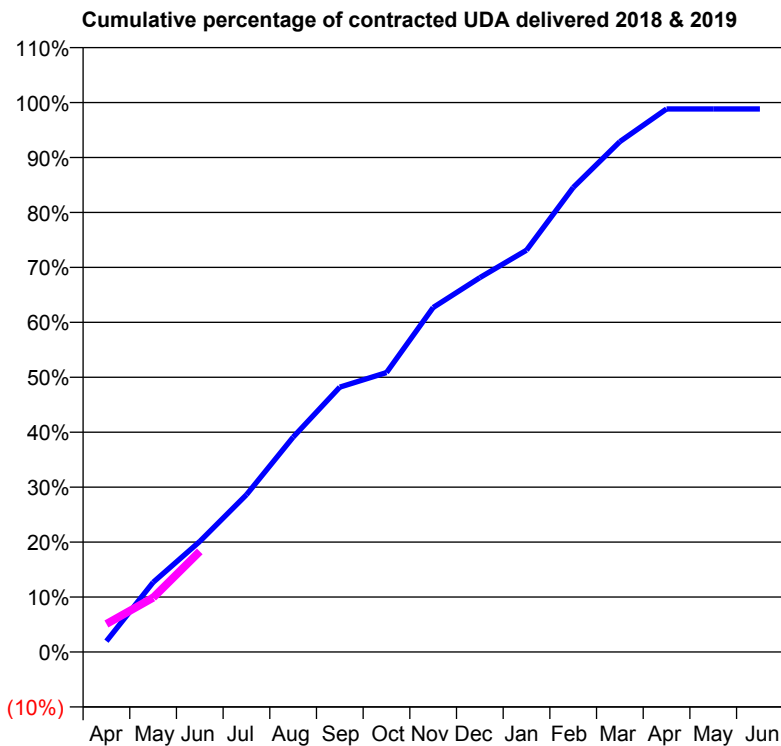
18/19 Contracted general activity (UDA)	1,570
Carry forward general activity (UDA)	0
18/19 Contracted orthodontic activity (UOA)	0
Carry forward orthodontic activity (UOA)	0
Baseline contract value	£37,537.01

ACCESS*

Patients seen in 24 months	Total	Change since previous quarter
Quarter ending June 2017	842	
Quarter ending September 2017	840	→
Quarter ending December 2017	825	↓
Quarter ending March 2018	821	→
Quarter ending June 2018	819	→
Variance since June 2017	(2.7%)	↓



ACTIVITY



Adjusted Scheduled Activity (UDA)		
Month	2018	2019
April	31	80
May	199	155
June	316	287
July	449	
August	614	
September	757	
October	798	
November	984	
December	1,070	
January	1,148	
February	1,327	
March	1,458	
April	1,552	
May	1,552	
June	1,552	

QUALITY

	Quantity	Base Number	Contract	AT	Region	England
% of FP17s for the same patient ID Re-attending within 3 months - Children	24	258	9.3%	11.0%	11.0%	11.5%
% of FP17s for the same patient ID Re-attending within 3 months - Adults	9	46	19.6%	14.8%	15.3%	15.4%
% of FP17s for the same patient ID Re-attending between 3 & 9 months - Children	147	258	57.0%	59.0%	61.2%	58.9%
% of FP17s for the same patient ID Re-attending between 3 & 9 months - Adults	24	46	52.2%	49.5%	52.9%	51.6%
% of FP17s for Band 1 Urgent Courses	12	233	5.2%	9.7%	9.4%	8.9%
% of FP17s Relating to Free Repair or Replacements	0	233	0.0%	0.7%	0.7%	0.8%
% of FP17s Relating to Continuations	0	233	0.0%	0.7%	0.9%	0.9%
% of Patients satisfied with the dentistry they have received	1	1	N/A	94.8%	93.6%	93.2%
% of Patients satisfied with the time they had to wait for an appointment	1	1	N/A	88.9%	88.8%	88.8%

* This is based on patients treated on this contract for their most recent course of treatment. Figures in italics indicate the base number of FP17s or Patient Questionnaire responses are less than 100. N/A is shown where the base number of responses is less than 10 during the period. % is calculated as Quantity/Base number*100

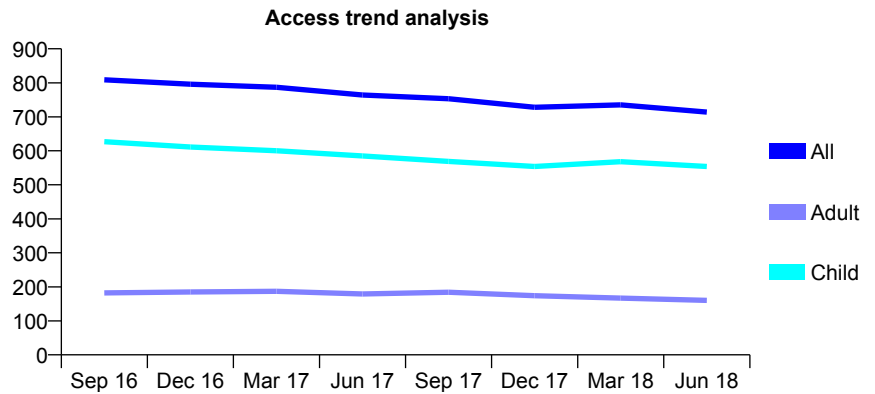
Q69 - Vital Signs At a Glance Contract Report for 351458/0001 - June 2018

Name or company name	McAleavey and Padget
Contract type name	GDS Contract
Purpose of contract	General
Contract start date	01/04/2006
Contract end date	

18/19 Contracted general activity (UDA)	1,443
Carry forward general activity (UDA)	0
18/19 Contracted orthodontic activity (UOA)	0
Carry forward orthodontic activity (UOA)	0
Baseline contract value	£34,406.11

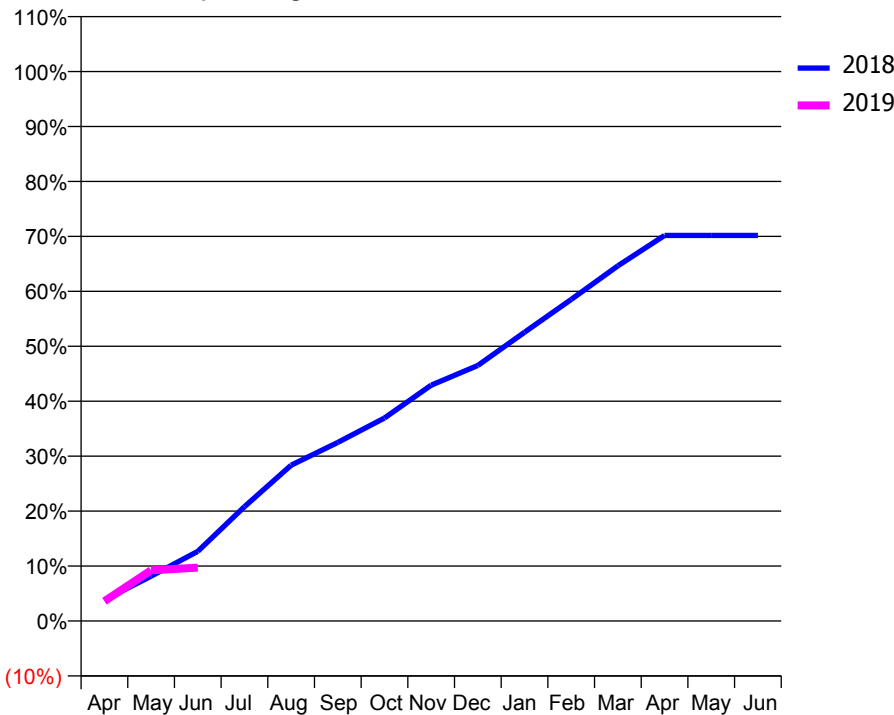
ACCESS*

Patients seen in 24 months	Total	Change since previous quarter
Quarter ending June 2017	764	
Quarter ending September 2017	753	↓
Quarter ending December 2017	728	↓
Quarter ending March 2018	735	→
Quarter ending June 2018	714	↓
Variance since June 2017	(6.5%)	↓



ACTIVITY

Cumulative percentage of contracted UDA delivered 2018 & 2019



Month	Adjusted Scheduled Activity (UDA)	
	2018	2019
April	55	52
May	118	133
June	183	140
July	300	
August	409	
September	469	
October	533	
November	619	
December	671	
January	758	
February	845	
March	933	
April	1,013	
May	1,013	
June	1,013	

QUALITY

	Quantity	Base Number	Contract	AT	Region	England
% of FP17s for the same patient ID Re-attending within 3 months - Children	3	139	2.2%	11.0%	11.0%	11.5%
% of FP17s for the same patient ID Re-attending within 3 months - Adults	3	22	13.6%	14.8%	15.3%	15.4%
% of FP17s for the same patient ID Re-attending between 3 & 9 months - Children	70	139	50.4%	59.0%	61.2%	58.9%
% of FP17s for the same patient ID Re-attending between 3 & 9 months - Adults	7	22	31.8%	49.5%	52.9%	51.6%
% of FP17s for Band 1 Urgent Courses	2	109	1.8%	9.7%	9.4%	8.9%
% of FP17s Relating to Free Repair or Replacements	0	109	0.0%	0.7%	0.7%	0.8%
% of FP17s Relating to Continuations	0	109	0.0%	0.7%	0.9%	0.9%
% of Patients satisfied with the dentistry they have received	0	0	N/A	94.8%	93.6%	93.2%
% of Patients satisfied with the time they had to wait for an appointment	0	0	N/A	88.9%	88.8%	88.8%

* This is based on patients treated on this contract for their most recent course of treatment. Figures in italics indicate the base number of FP17s or Patient Questionnaire responses are less than 100. N/A is shown where the base number of responses is less than 10 during the period. % is calculated as Quantity/Base number*100

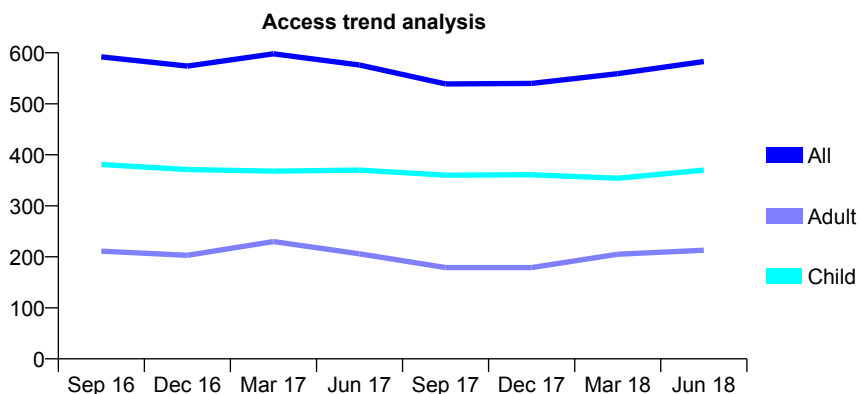
Q69 - Vital Signs At a Glance Contract Report for 353434/0001 - June 2018

Name or company name	MR RS DHILLON
Contract type name	GDS Contract
Purpose of contract	General
Contract start date	01/04/2006
Contract end date	

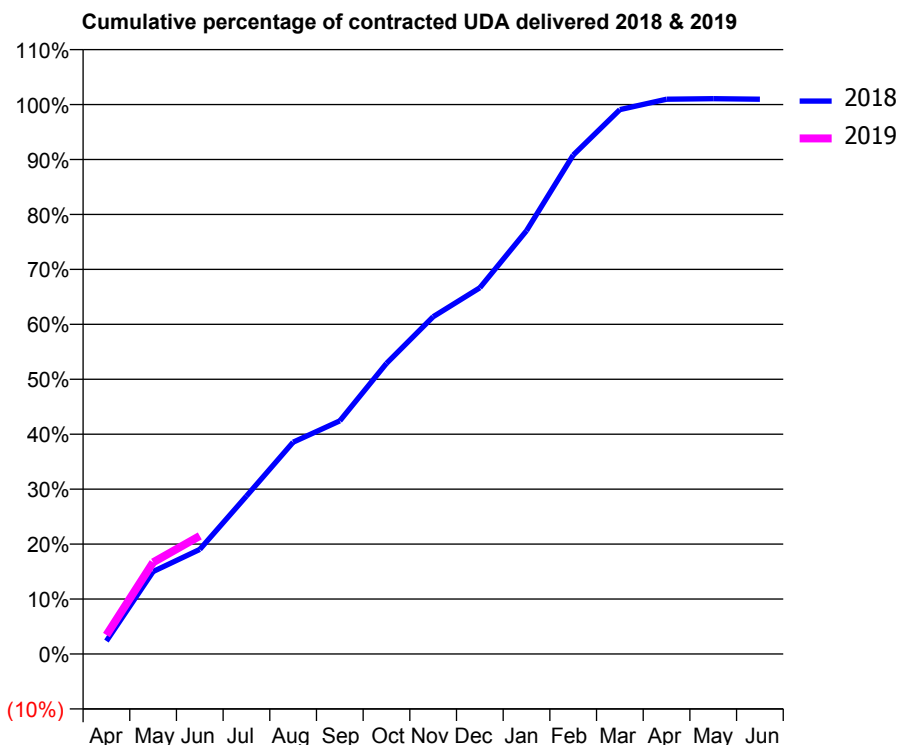
18/19 Contracted general activity (UDA)	1,018
Carry forward general activity (UDA)	0
18/19 Contracted orthodontic activity (UOA)	0
Carry forward orthodontic activity (UOA)	0
Baseline contract value	£27,527.54

ACCESS*

Patients seen in 24 months	Total	Change since previous quarter
Quarter ending June 2017	576	
Quarter ending September 2017	539	↓
Quarter ending December 2017	540	→
Quarter ending March 2018	559	↑
Quarter ending June 2018	583	↑
Variance since June 2017	1.2%	→



ACTIVITY



Adjusted Scheduled Activity (UDA)		
Month	2018	2019
April	24	35
May	153	170
June	194	219
July	293	
August	392	
September	432	
October	538	
November	625	
December	678	
January	784	
February	924	
March	1,009	
April	1,028	
May	1,029	
June	1,028	

QUALITY

	Quantity	Base Number	Contract	AT	Region	England
% of FP17s for the same patient ID Re-attending within 3 months - Children	5	125	4.0%	11.0%	11.0%	11.5%
% of FP17s for the same patient ID Re-attending within 3 months - Adults	5	50	10.0%	14.8%	15.3%	15.4%
% of FP17s for the same patient ID Re-attending between 3 & 9 months - Children	79	125	63.2%	59.0%	61.2%	58.9%
% of FP17s for the same patient ID Re-attending between 3 & 9 months - Adults	26	50	52.0%	49.5%	52.9%	51.6%
% of FP17s for Band 1 Urgent Courses	9	160	5.6%	9.7%	9.4%	8.9%
% of FP17s Relating to Free Repair or Replacements	0	160	0.0%	0.7%	0.7%	0.8%
% of FP17s Relating to Continuations	0	160	0.0%	0.7%	0.9%	0.9%
% of Patients satisfied with the dentistry they have received	1	1	N/A	94.8%	93.6%	93.2%
% of Patients satisfied with the time they had to wait for an appointment	1	1	N/A	88.9%	88.8%	88.8%

* This is based on patients treated on this contract for their most recent course of treatment. Figures in italics indicate the base number of FP17s or Patient Questionnaire responses are less than 100. N/A is shown where the base number of responses is less than 10 during the period. % is calculated as Quantity/Base number*100

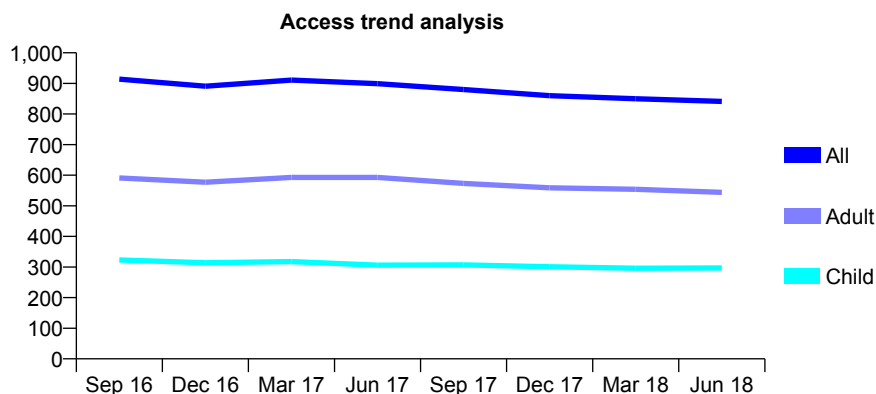
Q69 - Vital Signs At a Glance Contract Report for 355763/0001 - June 2018

Name or company name	MR AJ DANDAPAT
Contract type name	GDS Contract
Purpose of contract	General
Contract start date	01/04/2006
Contract end date	

18/19 Contracted general activity (UDA)	3,556
Carry forward general activity (UDA)	0
18/19 Contracted orthodontic activity (UOA)	0
Carry forward orthodontic activity (UOA)	0
Baseline contract value	£90,885.30

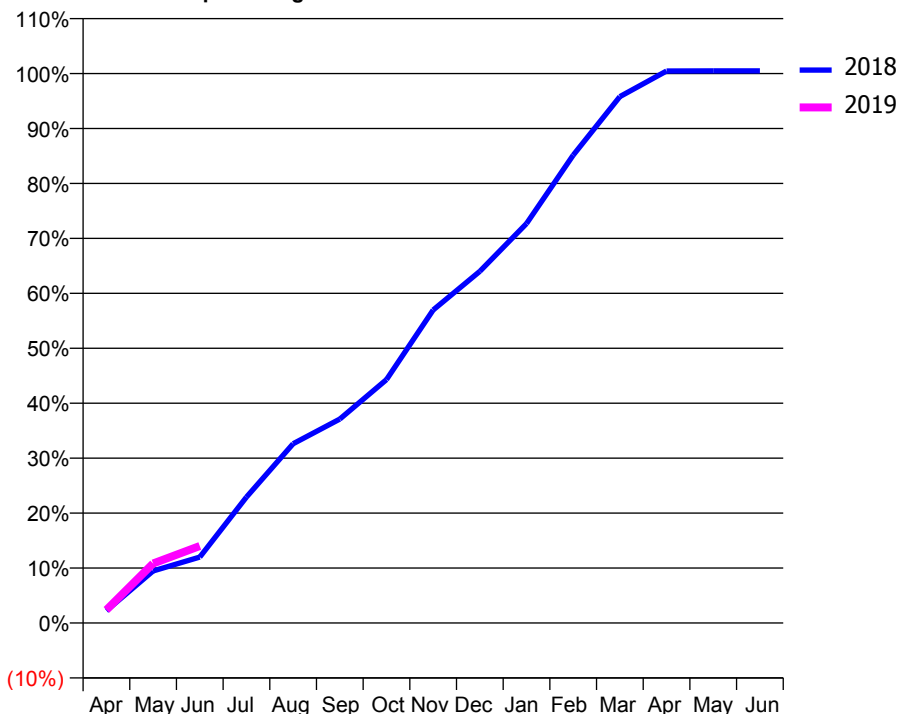
ACCESS*

Patients seen in 24 months	Total	Change since previous quarter
Quarter ending June 2017	899	
Quarter ending September 2017	880	↓
Quarter ending December 2017	860	↓
Quarter ending March 2018	850	↓
Quarter ending June 2018	841	↓
Variance since June 2017	(6.5%)	↓



ACTIVITY

Cumulative percentage of contracted UDA delivered 2018 & 2019



Month	Adjusted Scheduled Activity (UDA)	
	2018	2019
April	80	85
May	337	385
June	427	498
July	815	
August	1,160	
September	1,320	
October	1,575	
November	2,026	
December	2,276	
January	2,585	
February	3,028	
March	3,407	
April	3,572	
May	3,573	
June	3,573	

QUALITY

	Quantity	Base Number	Contract	AT	Region	England
% of FP17s for the same patient ID Re-attending within 3 months - Children	10	131	7.6%	11.0%	11.0%	11.5%
% of FP17s for the same patient ID Re-attending within 3 months - Adults	14	158	8.9%	14.8%	15.3%	15.4%
% of FP17s for the same patient ID Re-attending between 3 & 9 months - Children	95	131	72.5%	59.0%	61.2%	58.9%
% of FP17s for the same patient ID Re-attending between 3 & 9 months - Adults	107	158	67.7%	49.5%	52.9%	51.6%
% of FP17s for Band 1 Urgent Courses	5	220	2.3%	9.7%	9.4%	8.9%
% of FP17s Relating to Free Repair or Replacements	5	220	2.3%	0.7%	0.7%	0.8%
% of FP17s Relating to Continuations	0	220	0.0%	0.7%	0.9%	0.9%
% of Patients satisfied with the dentistry they have received	1	1	N/A	94.8%	93.6%	93.2%
% of Patients satisfied with the time they had to wait for an appointment	1	1	N/A	88.9%	88.8%	88.8%

* This is based on patients treated on this contract for their most recent course of treatment. Figures in italics indicate the base number of FP17s or Patient Questionnaire responses are less than 100. N/A is shown where the base number of responses is less than 10 during the period. % is calculated as Quantity/Base number*100

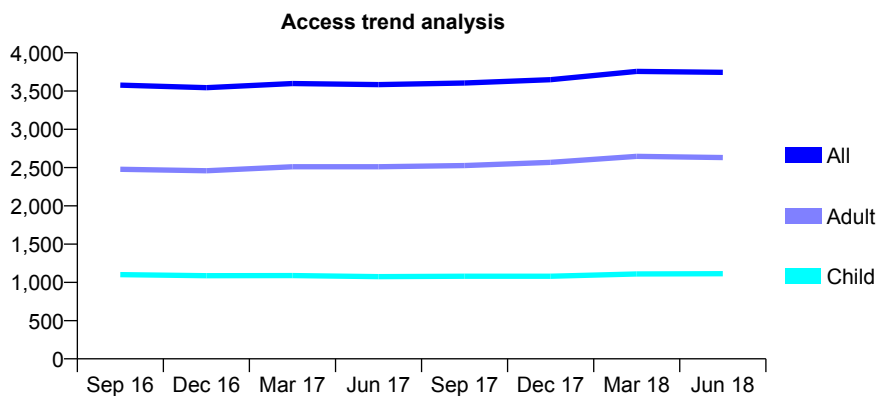
Q69 - Vital Signs At a Glance Contract Report for 356581/0001 - June 2018

Name or company name	MR ZR ANWAR
Contract type name	GDS Contract
Purpose of contract	General
Contract start date	28/07/2012
Contract end date	

18/19 Contracted general activity (UDA)	9,276
Carry forward general activity (UDA)	0
18/19 Contracted orthodontic activity (UOA)	0
Carry forward orthodontic activity (UOA)	0
Baseline contract value	£218,868.42

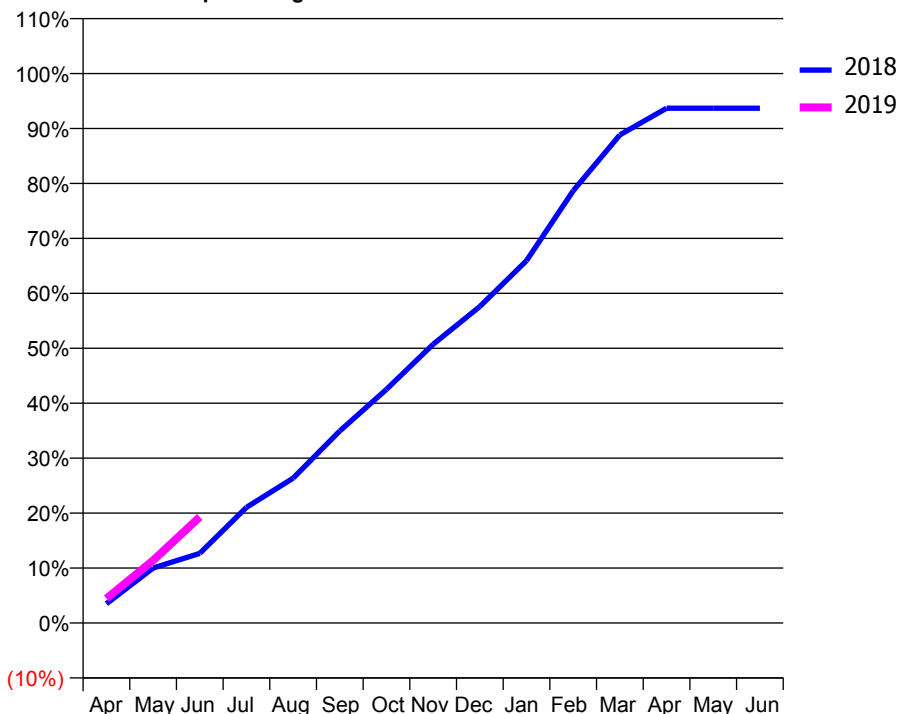
ACCESS*

Patients seen in 24 months	Total	Change since previous quarter
Quarter ending June 2017	3,585	
Quarter ending September 2017	3,605	→
Quarter ending December 2017	3,648	→
Quarter ending March 2018	3,756	↑
Quarter ending June 2018	3,744	→
Variance since June 2017	4.4%	↑



ACTIVITY

Cumulative percentage of contracted UDA delivered 2018 & 2019



Month	Adjusted Scheduled Activity (UDA)	
	2018	2019
April	325	412
May	928	1,058
June	1,176	1,790
July	1,952	
August	2,447	
September	3,242	
October	3,945	
November	4,705	
December	5,343	
January	6,117	
February	7,296	
March	8,239	
April	8,690	
May	8,690	
June	8,690	

QUALITY

	Quantity	Base Number	Contract	AT	Region	England
% of FP17s for the same patient ID Re-attending within 3 months - Children	27	465	5.8%	11.0%	11.0%	11.5%
% of FP17s for the same patient ID Re-attending within 3 months - Adults	126	811	15.5%	14.8%	15.3%	15.4%
% of FP17s for the same patient ID Re-attending between 3 & 9 months - Children	321	465	69.0%	59.0%	61.2%	58.9%
% of FP17s for the same patient ID Re-attending between 3 & 9 months - Adults	324	811	40.0%	49.5%	52.9%	51.6%
% of FP17s for Band 1 Urgent Courses	84	916	9.2%	9.7%	9.4%	8.9%
% of FP17s Relating to Free Repair or Replacements	3	916	0.3%	0.7%	0.7%	0.8%
% of FP17s Relating to Continuations	1	916	0.1%	0.7%	0.9%	0.9%
% of Patients satisfied with the dentistry they have received	1	1	N/A	94.8%	93.6%	93.2%
% of Patients satisfied with the time they had to wait for an appointment	1	1	N/A	88.9%	88.8%	88.8%

* This is based on patients treated on this contract for their most recent course of treatment. Figures in italics indicate the base number of FP17s or Patient Questionnaire responses are less than 100. N/A is shown where the base number of responses is less than 10 during the period. % is calculated as Quantity/Base number*100

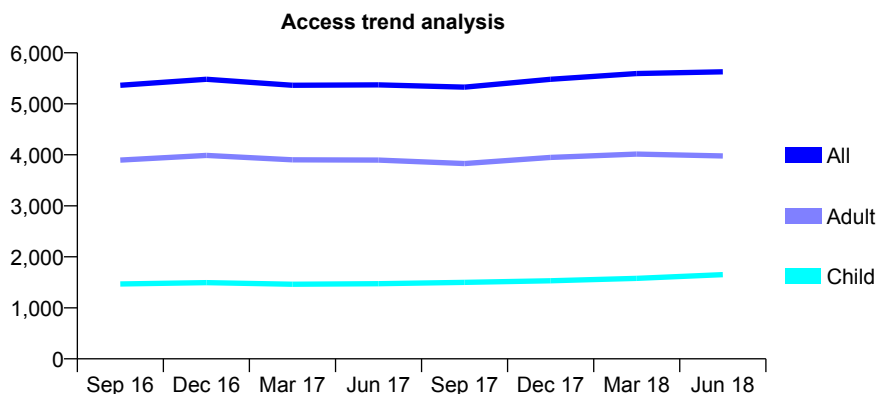
Q69 - Vital Signs At a Glance Contract Report for 359270/0019 - June 2018

Name or company name	MR AF RAI
Contract type name	GDS Contract
Purpose of contract	General
Contract start date	01/11/2012
Contract end date	

18/19 Contracted general activity (UDA)	13,000
Carry forward general activity (UDA)	0
18/19 Contracted orthodontic activity (UOA)	0
Carry forward orthodontic activity (UOA)	0
Baseline contract value	£318,938.79

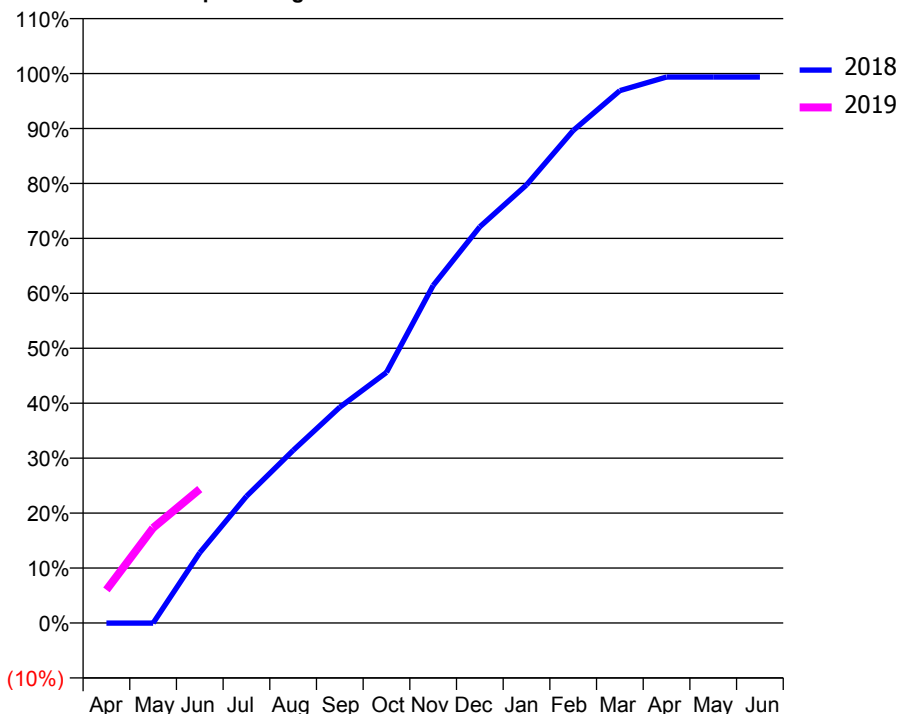
ACCESS*

Patients seen in 24 months	Total	Change since previous quarter
Quarter ending June 2017	5,372	
Quarter ending September 2017	5,327	→
Quarter ending December 2017	5,480	↑
Quarter ending March 2018	5,593	↑
Quarter ending June 2018	5,628	→
Variance since June 2017	4.8%	↑



ACTIVITY

Cumulative percentage of contracted UDA delivered 2018 & 2019



Month	Adjusted Scheduled Activity (UDA)	
	2018	2019
April	-5	783
May	-5	2,249
June	1,663	3,168
July	2,999	
August	4,083	
September	5,106	
October	5,930	
November	7,986	
December	9,374	
January	10,364	
February	11,652	
March	12,597	
April	12,916	
May	12,916	
June	12,916	

QUALITY

	Quantity	Base Number	Contract	AT	Region	England
% of FP17s for the same patient ID Re-attending within 3 months - Children	29	626	4.6%	11.0%	11.0%	11.5%
% of FP17s for the same patient ID Re-attending within 3 months - Adults	158	1,221	12.9%	14.8%	15.3%	15.4%
% of FP17s for the same patient ID Re-attending between 3 & 9 months - Children	362	626	57.8%	59.0%	61.2%	58.9%
% of FP17s for the same patient ID Re-attending between 3 & 9 months - Adults	567	1,221	46.4%	49.5%	52.9%	51.6%
% of FP17s for Band 1 Urgent Courses	202	1,689	12.0%	9.7%	9.4%	8.9%
% of FP17s Relating to Free Repair or Replacements	18	1,689	1.1%	0.7%	0.7%	0.8%
% of FP17s Relating to Continuations	13	1,689	0.8%	0.7%	0.9%	0.9%
% of Patients satisfied with the dentistry they have received	8	8	N/A	94.8%	93.6%	93.2%
% of Patients satisfied with the time they had to wait for an appointment	6	8	N/A	88.9%	88.8%	88.8%

* This is based on patients treated on this contract for their most recent course of treatment. Figures in italics indicate the base number of FP17s or Patient Questionnaire responses are less than 100. N/A is shown where the base number of responses is less than 10 during the period. % is calculated as Quantity/Base number*100

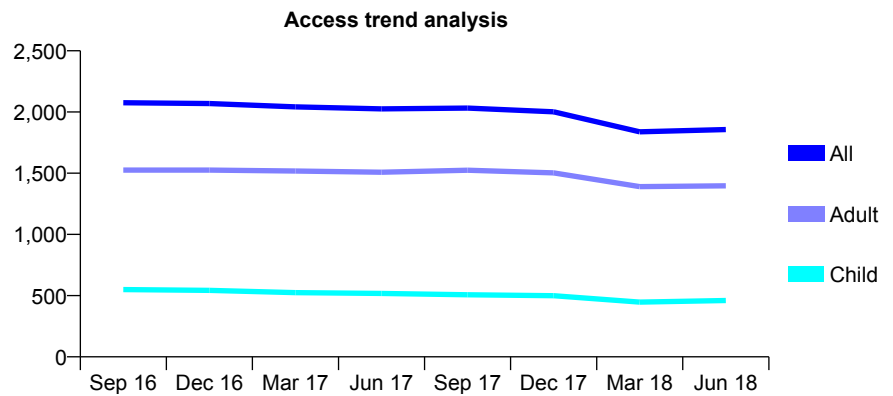
Q69 - Vital Signs At a Glance Contract Report for 360589/0001 - June 2018

Name or company name	Carling Dental Practice
Contract type name	GDS Contract
Purpose of contract	General
Contract start date	01/04/2006
Contract end date	

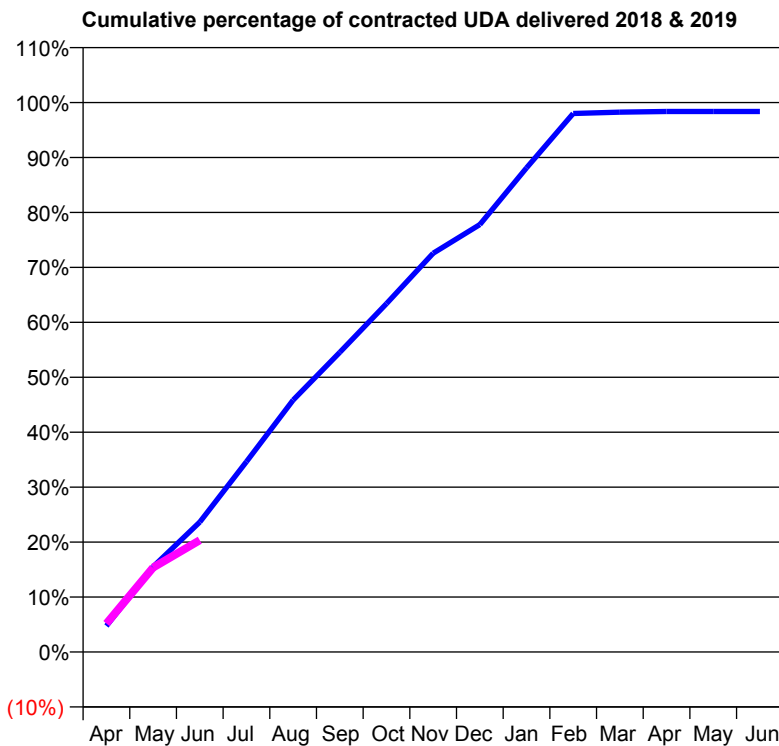
18/19 Contracted general activity (UDA)	5,446
Carry forward general activity (UDA)	0
18/19 Contracted orthodontic activity (UOA)	0
Carry forward orthodontic activity (UOA)	0
Baseline contract value	£149,155.54

ACCESS*

Patients seen in 24 months	Total	Change since previous quarter
Quarter ending June 2017	2,026	
Quarter ending September 2017	2,032	→
Quarter ending December 2017	2,002	↓
Quarter ending March 2018	1,838	↓
Quarter ending June 2018	1,857	→
Variance since June 2017	(8.3%)	↓



ACTIVITY



Month	Adjusted Scheduled Activity (UDA)	
	2018	2019
April	258	282
May	845	837
June	1,288	1,108
July	1,886	
August	2,497	
September	2,970	
October	3,452	
November	3,953	
December	4,236	
January	4,799	
February	5,337	
March	5,350	
April	5,357	
May	5,357	
June	5,357	

QUALITY

	Quantity	Base Number	Contract	AT	Region	England
% of FP17s for the same patient ID Re-attending within 3 months - Children	10	189	5.3%	11.0%	11.0%	11.5%
% of FP17s for the same patient ID Re-attending within 3 months - Adults	31	454	6.8%	14.8%	15.3%	15.4%
% of FP17s for the same patient ID Re-attending between 3 & 9 months - Children	109	189	57.7%	59.0%	61.2%	58.9%
% of FP17s for the same patient ID Re-attending between 3 & 9 months - Adults	243	454	53.5%	49.5%	52.9%	51.6%
% of FP17s for Band 1 Urgent Courses	49	640	7.7%	9.7%	9.4%	8.9%
% of FP17s Relating to Free Repair or Replacements	10	640	1.6%	0.7%	0.7%	0.8%
% of FP17s Relating to Continuations	0	640	0.0%	0.7%	0.9%	0.9%
% of Patients satisfied with the dentistry they have received	1	1	N/A	94.8%	93.6%	93.2%
% of Patients satisfied with the time they had to wait for an appointment	1	1	N/A	88.9%	88.8%	88.8%

* This is based on patients treated on this contract for their most recent course of treatment. Figures in italics indicate the base number of FP17s or Patient Questionnaire responses are less than 100. N/A is shown where the base number of responses is less than 10 during the period. % is calculated as Quantity/Base number*100

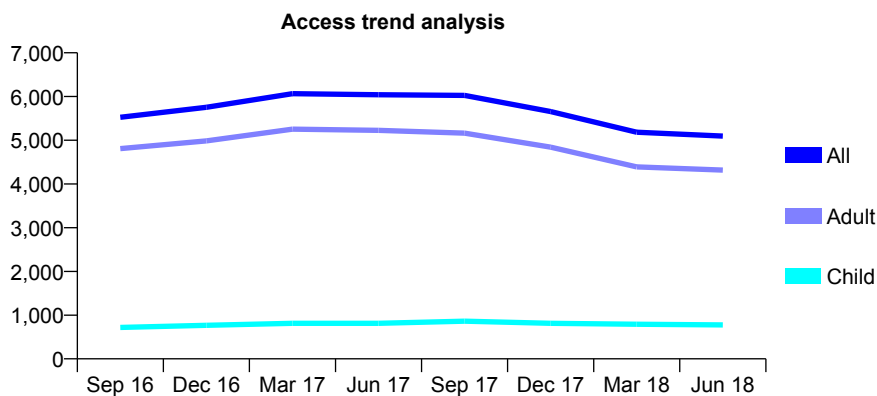
Q69 - Vital Signs At a Glance Contract Report for 385905/0001 - June 2018

Name or company name	Mr S Kaura and Mr T Tariq
Contract type name	GDS Contract
Purpose of contract	General
Contract start date	01/04/2006
Contract end date	

18/19 Contracted general activity (UDA)	10,897
Carry forward general activity (UDA)	0
18/19 Contracted orthodontic activity (UOA)	0
Carry forward orthodontic activity (UOA)	0
Baseline contract value	£314,047.29

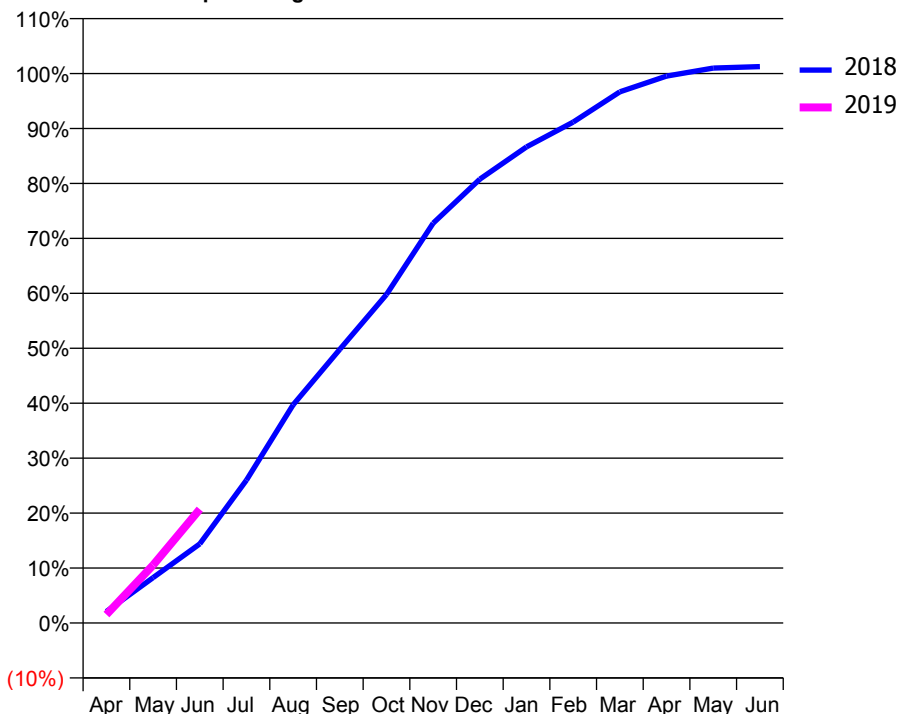
ACCESS*

Patients seen in 24 months	Total	Change since previous quarter
Quarter ending June 2017	6,040	
Quarter ending September 2017	6,024	→
Quarter ending December 2017	5,655	↓
Quarter ending March 2018	5,184	↓
Quarter ending June 2018	5,095	↓
Variance since June 2017	(15.6%)	↓



ACTIVITY

Cumulative percentage of contracted UDA delivered 2018 & 2019



Month	Adjusted Scheduled Activity (UDA)	
	2018	2019
April	229	168
May	901	1,148
June	1,569	2,257
July	2,833	
August	4,327	
September	5,429	
October	6,513	
November	7,930	
December	8,803	
January	9,443	
February	9,933	
March	10,533	
April	10,846	
May	11,005	
June	11,033	

QUALITY

	Quantity	Base Number	Contract	AT	Region	England
% of FP17s for the same patient ID Re-attending within 3 months - Children	17	194	8.8%	11.0%	11.0%	11.5%
% of FP17s for the same patient ID Re-attending within 3 months - Adults	97	1,012	9.6%	14.8%	15.3%	15.4%
% of FP17s for the same patient ID Re-attending between 3 & 9 months - Children	61	194	31.4%	59.0%	61.2%	58.9%
% of FP17s for the same patient ID Re-attending between 3 & 9 months - Adults	337	1,012	33.3%	49.5%	52.9%	51.6%
% of FP17s for Band 1 Urgent Courses	306	978	31.3%	9.7%	9.4%	8.9%
% of FP17s Relating to Free Repair or Replacements	0	978	0.0%	0.7%	0.7%	0.8%
% of FP17s Relating to Continuations	4	978	0.4%	0.7%	0.9%	0.9%
% of Patients satisfied with the dentistry they have received	6	7	N/A	94.8%	93.6%	93.2%
% of Patients satisfied with the time they had to wait for an appointment	7	7	N/A	88.9%	88.8%	88.8%

* This is based on patients treated on this contract for their most recent course of treatment. Figures in italics indicate the base number of FP17s or Patient Questionnaire responses are less than 100. N/A is shown where the base number of responses is less than 10 during the period. % is calculated as Quantity/Base number*100

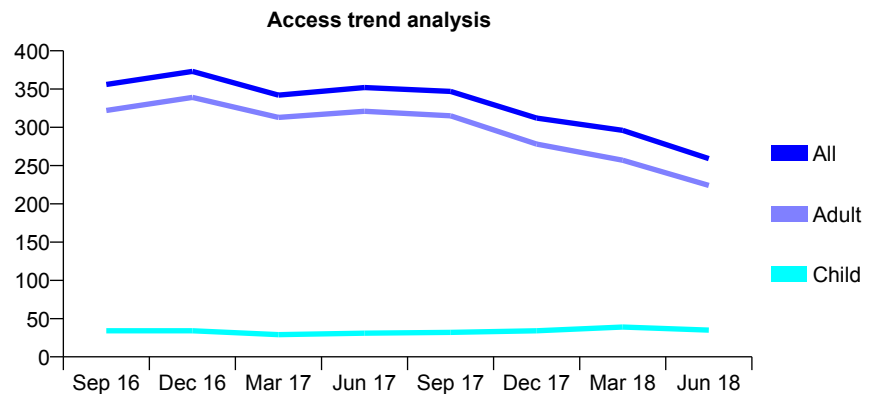
Q69 - Vital Signs At a Glance Contract Report for 385905/0003 - June 2018

Name or company name	Mr S Kaura and Mr T Tariq
Contract type name	PDS Contract
Purpose of contract	General
Contract start date	01/04/2006
Contract end date	31/03/2019

18/19 Contracted general activity (UDA)	3,488
Carry forward general activity (UDA)	0
18/19 Contracted orthodontic activity (UOA)	0
Carry forward orthodontic activity (UOA)	0
Baseline contract value	£103,987.26

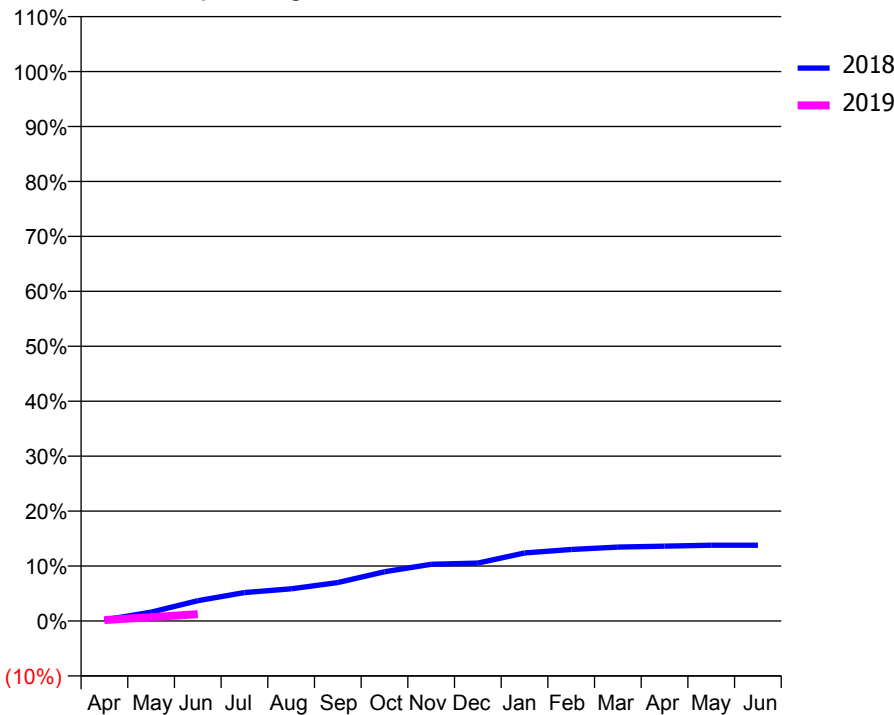
ACCESS*

Patients seen in 24 months	Total	Change since previous quarter
Quarter ending June 2017	352	
Quarter ending September 2017	347	↓
Quarter ending December 2017	312	↓
Quarter ending March 2018	296	↓
Quarter ending June 2018	259	↓
Variance since June 2017	(26.4%)	↓



ACTIVITY

Cumulative percentage of contracted UDA delivered 2018 & 2019



Month	Adjusted Scheduled Activity (UDA)	
	2018	2019
April	7	6
May	56	24
June	129	43
July	181	
August	205	
September	244	
October	312	
November	360	
December	368	
January	432	
February	454	
March	469	
April	475	
May	481	
June	481	

QUALITY

	Quantity	Base Number	Contract	AT	Region	England
% of FP17s for the same patient ID Re-attending within 3 months - Children	0	5	0.0%	11.0%	11.0%	11.5%
% of FP17s for the same patient ID Re-attending within 3 months - Adults	1	39	2.6%	14.8%	15.3%	15.4%
% of FP17s for the same patient ID Re-attending between 3 & 9 months - Children	0	5	0.0%	59.0%	61.2%	58.9%
% of FP17s for the same patient ID Re-attending between 3 & 9 months - Adults	0	39	0.0%	49.5%	52.9%	51.6%
% of FP17s for Band 1 Urgent Courses	36	36	100.0%	9.7%	9.4%	8.9%
% of FP17s Relating to Free Repair or Replacements	0	36	0.0%	0.7%	0.7%	0.8%
% of FP17s Relating to Continuations	0	36	0.0%	0.7%	0.9%	0.9%
% of Patients satisfied with the dentistry they have received	0	0	N/A	94.8%	93.6%	93.2%
% of Patients satisfied with the time they had to wait for an appointment	0	0	N/A	88.9%	88.8%	88.8%

* This is based on patients treated on this contract for their most recent course of treatment. Figures in italics indicate the base number of FP17s or Patient Questionnaire responses are less than 100. N/A is shown where the base number of responses is less than 10 during the period. % is calculated as Quantity/Base number*100

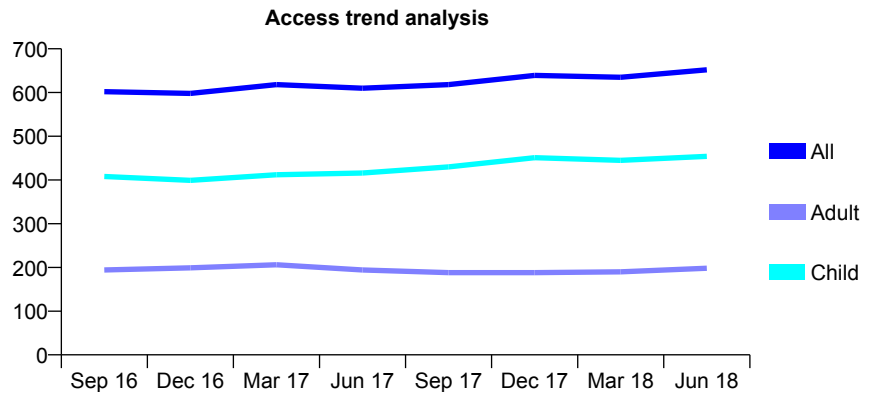
Q69 - Vital Signs At a Glance Contract Report for 566039/0005 - June 2018

Name or company name	MS AR LOCKYER
Contract type name	GDS Contract
Purpose of contract	General
Contract start date	01/04/2006
Contract end date	

18/19 Contracted general activity (UDA)	1,000
Carry forward general activity (UDA)	0
18/19 Contracted orthodontic activity (UOA)	0
Carry forward orthodontic activity (UOA)	0
Baseline contract value	£26,731.63

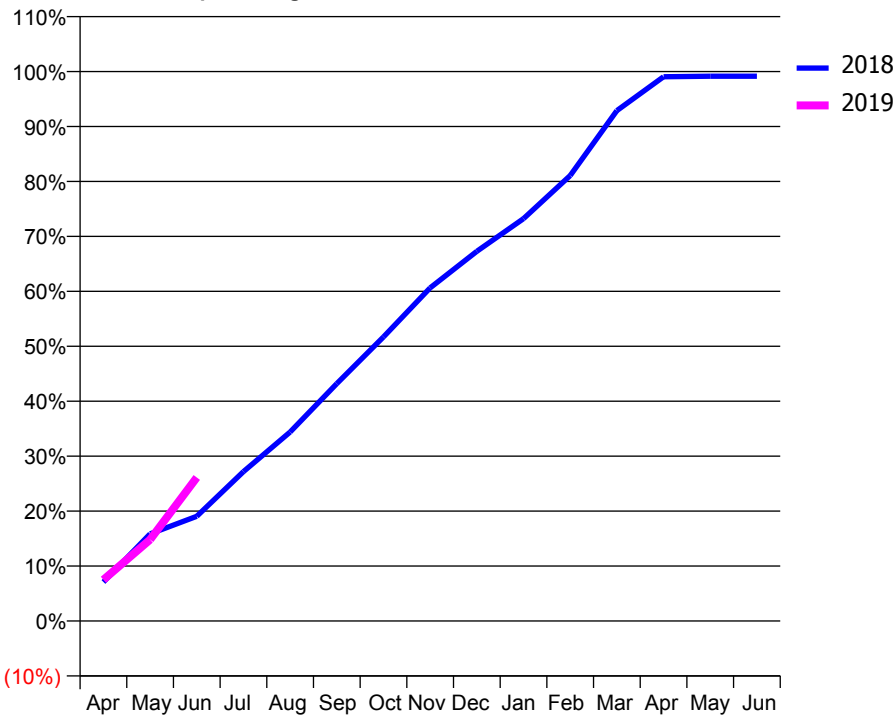
ACCESS*

Patients seen in 24 months	Total	Change since previous quarter
Quarter ending June 2017	610	
Quarter ending September 2017	618	→
Quarter ending December 2017	639	↑
Quarter ending March 2018	635	→
Quarter ending June 2018	652	↑
Variance since June 2017	6.9%	↑



ACTIVITY

Cumulative percentage of contracted UDA delivered 2018 & 2019



Month	Adjusted Scheduled Activity (UDA)	
	2018	2019
April	78	75
May	174	148
June	210	261
July	299	
August	378	
September	475	
October	569	
November	667	
December	740	
January	805	
February	892	
March	1,022	
April	1,090	
May	1,091	
June	1,091	

QUALITY

	Quantity	Base Number	Contract	AT	Region	England
% of FP17s for the same patient ID Re-attending within 3 months - Children	6	162	3.7%	11.0%	11.0%	11.5%
% of FP17s for the same patient ID Re-attending within 3 months - Adults	8	46	17.4%	14.8%	15.3%	15.4%
% of FP17s for the same patient ID Re-attending between 3 & 9 months - Children	97	162	59.9%	59.0%	61.2%	58.9%
% of FP17s for the same patient ID Re-attending between 3 & 9 months - Adults	14	46	30.4%	49.5%	52.9%	51.6%
% of FP17s for Band 1 Urgent Courses	1	170	0.6%	9.7%	9.4%	8.9%
% of FP17s Relating to Free Repair or Replacements	0	170	0.0%	0.7%	0.7%	0.8%
% of FP17s Relating to Continuations	0	170	0.0%	0.7%	0.9%	0.9%
% of Patients satisfied with the dentistry they have received	0	0	N/A	94.8%	93.6%	93.2%
% of Patients satisfied with the time they had to wait for an appointment	0	0	N/A	88.9%	88.8%	88.8%

* This is based on patients treated on this contract for their most recent course of treatment. Figures in italics indicate the base number of FP17s or Patient Questionnaire responses are less than 100. N/A is shown where the base number of responses is less than 10 during the period. % is calculated as Quantity/Base number*100

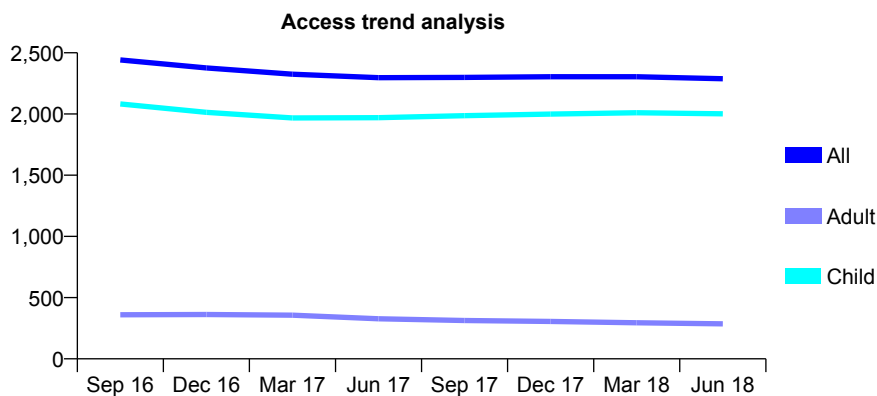
Q69 - Vital Signs At a Glance Contract Report for 566551/0001 - June 2018

Name or company name	MR GB DERRY
Contract type name	GDS Contract
Purpose of contract	General
Contract start date	01/04/2006
Contract end date	

18/19 Contracted general activity (UDA)	5,000
Carry forward general activity (UDA)	0
18/19 Contracted orthodontic activity (UOA)	0
Carry forward orthodontic activity (UOA)	0
Baseline contract value	£136,896.12

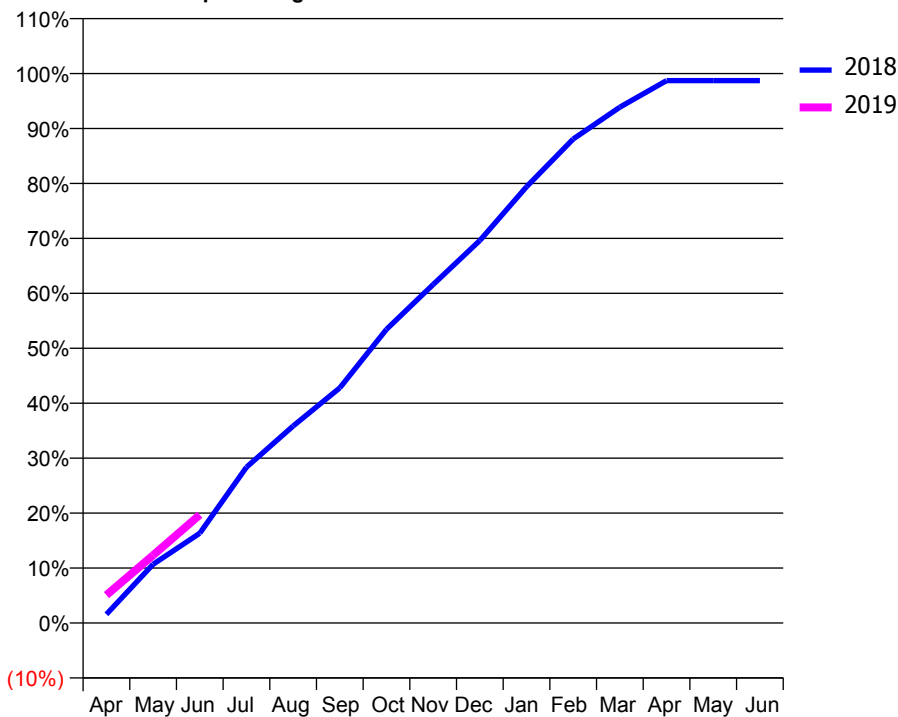
ACCESS*

Patients seen in 24 months	Total	Change since previous quarter
Quarter ending June 2017	2,297	
Quarter ending September 2017	2,299	→
Quarter ending December 2017	2,305	→
Quarter ending March 2018	2,305	→
Quarter ending June 2018	2,288	→
Variance since June 2017	(0.4%)	→



ACTIVITY

Cumulative percentage of contracted UDA delivered 2018 & 2019



Adjusted Scheduled Activity (UDA)

Month	2018	2019
April	80	254
May	534	617
June	817	984
July	1,418	
August	1,793	
September	2,139	
October	2,672	
November	3,081	
December	3,480	
January	3,969	
February	4,404	
March	4,694	
April	4,936	
May	4,936	
June	4,936	

QUALITY

	Quantity	Base Number	Contract	AT	Region	England
% of FP17s for the same patient ID Re-attending within 3 months - Children	78	957	8.2%	11.0%	11.0%	11.5%
% of FP17s for the same patient ID Re-attending within 3 months - Adults	0	33	0.0%	14.8%	15.3%	15.4%
% of FP17s for the same patient ID Re-attending between 3 & 9 months - Children	729	957	76.2%	59.0%	61.2%	58.9%
% of FP17s for the same patient ID Re-attending between 3 & 9 months - Adults	29	33	87.9%	49.5%	52.9%	51.6%
% of FP17s for Band 1 Urgent Courses	27	770	3.5%	9.7%	9.4%	8.9%
% of FP17s Relating to Free Repair or Replacements	0	770	0.0%	0.7%	0.7%	0.8%
% of FP17s Relating to Continuations	0	770	0.0%	0.7%	0.9%	0.9%
% of Patients satisfied with the dentistry they have received	1	1	N/A	94.8%	93.6%	93.2%
% of Patients satisfied with the time they had to wait for an appointment	0	1	N/A	88.9%	88.8%	88.8%

* This is based on patients treated on this contract for their most recent course of treatment. Figures in italics indicate the base number of FP17s or Patient Questionnaire responses are less than 100. N/A is shown where the base number of responses is less than 10 during the period. % is calculated as Quantity/Base number*100

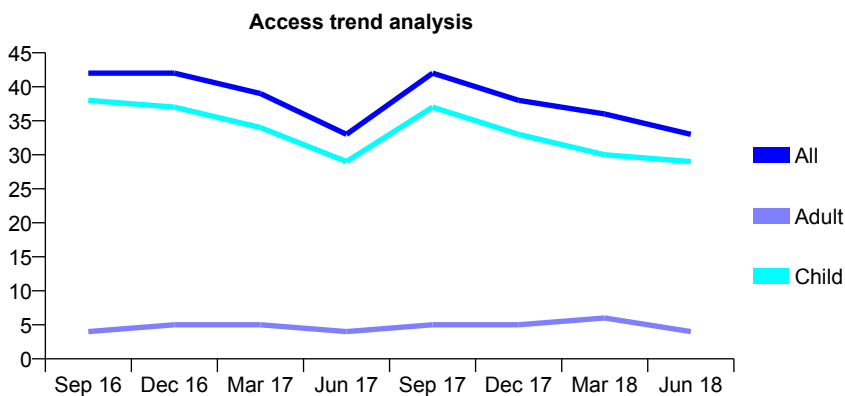
Q69 - Vital Signs At a Glance Contract Report for 568430/0001 - June 2018

Name or company name	MR PG CRUCI
Contract type name	GDS Contract
Purpose of contract	General
Contract start date	01/04/2006
Contract end date	

18/19 Contracted general activity (UDA)	39
Carry forward general activity (UDA)	0
18/19 Contracted orthodontic activity (UOA)	0
Carry forward orthodontic activity (UOA)	0
Baseline contract value	£918.19

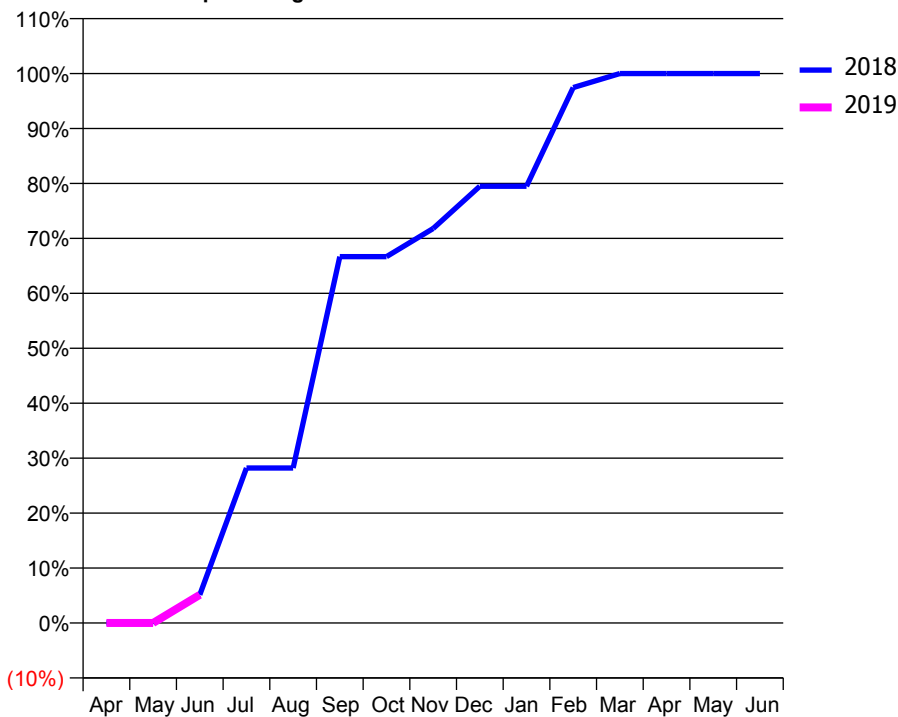
ACCESS*

Patients seen in 24 months	Total	Change since previous quarter
Quarter ending June 2017	33	
Quarter ending September 2017	42	↑
Quarter ending December 2017	38	↓
Quarter ending March 2018	36	↓
Quarter ending June 2018	33	↓
Variance since June 2017	0.0%	→



ACTIVITY

Cumulative percentage of contracted UDA delivered 2018 & 2019



Month	Adjusted Scheduled Activity (UDA)	
	2018	2019
April	0	0
May	0	0
June	2	2
July	11	
August	11	
September	26	
October	26	
November	28	
December	31	
January	31	
February	38	
March	39	
April	39	
May	39	
June	39	

QUALITY

	Quantity	Base Number	Contract	AT	Region	England
% of FP17s for the same patient ID Re-attending within 3 months - Children	0	3	0.0%	11.0%	11.0%	11.5%
% of FP17s for the same patient ID Re-attending within 3 months - Adults	0	0	N/A	14.8%	15.3%	15.4%
% of FP17s for the same patient ID Re-attending between 3 & 9 months - Children	0	3	0.0%	59.0%	61.2%	58.9%
% of FP17s for the same patient ID Re-attending between 3 & 9 months - Adults	0	0	N/A	49.5%	52.9%	51.6%
% of FP17s for Band 1 Urgent Courses	0	2	0.0%	9.7%	9.4%	8.9%
% of FP17s Relating to Free Repair or Replacements	0	2	0.0%	0.7%	0.7%	0.8%
% of FP17s Relating to Continuations	0	2	0.0%	0.7%	0.9%	0.9%
% of Patients satisfied with the dentistry they have received	0	0	N/A	94.8%	93.6%	93.2%
% of Patients satisfied with the time they had to wait for an appointment	0	0	N/A	88.9%	88.8%	88.8%

* This is based on patients treated on this contract for their most recent course of treatment. Figures in italics indicate the base number of FP17s or Patient Questionnaire responses are less than 100. N/A is shown where the base number of responses is less than 10 during the period. % is calculated as Quantity/Base number*100

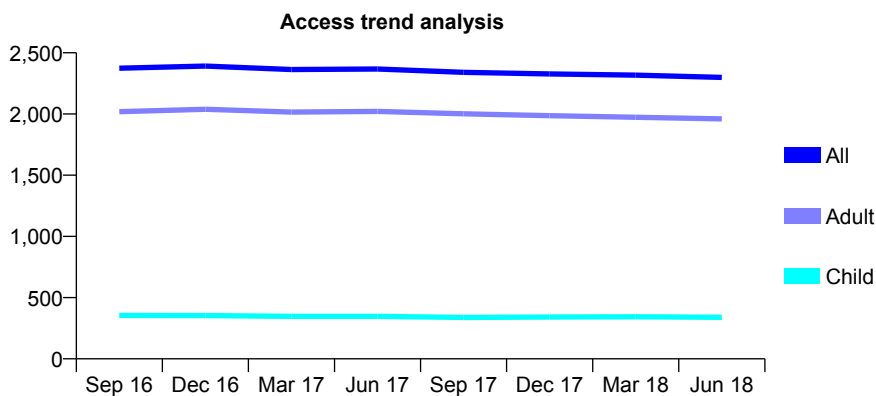
Q69 - Vital Signs At a Glance Contract Report for 575682/0001 - June 2018

Name or company name	MR HJ COULL
Contract type name	GDS Contract
Purpose of contract	General
Contract start date	01/04/2006
Contract end date	

18/19 Contracted general activity (UDA)	6,812
Carry forward general activity (UDA)	0
18/19 Contracted orthodontic activity (UOA)	0
Carry forward orthodontic activity (UOA)	0
Baseline contract value	£162,901.36

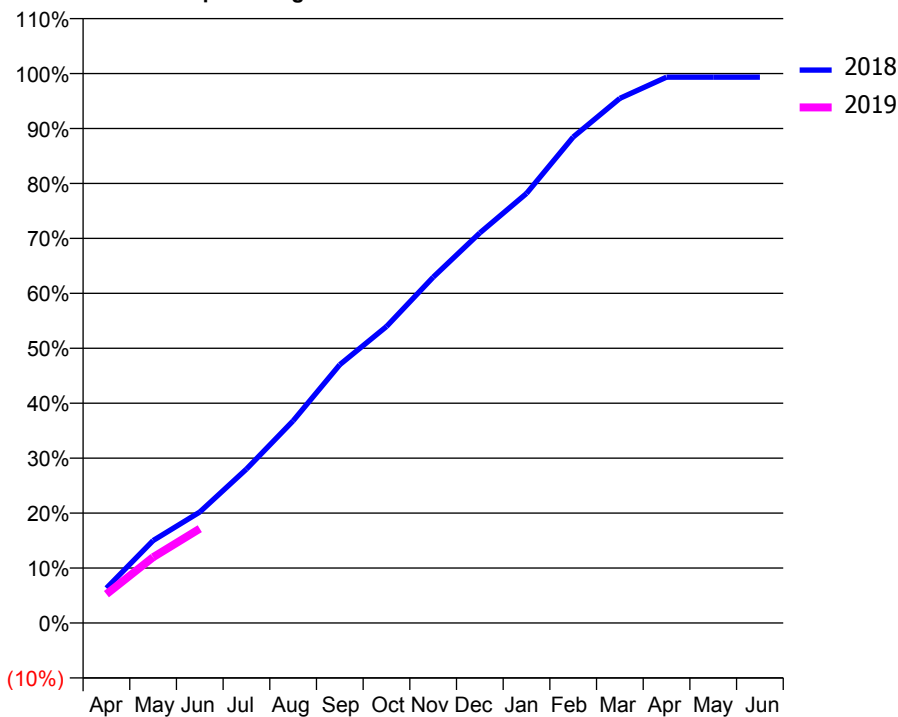
ACCESS*

Patients seen in 24 months	Total	Change since previous quarter
Quarter ending June 2017	2,368	
Quarter ending September 2017	2,340	↓
Quarter ending December 2017	2,327	→
Quarter ending March 2018	2,317	→
Quarter ending June 2018	2,299	→
Variance since June 2017	(2.9%)	↓



ACTIVITY

Cumulative percentage of contracted UDA delivered 2018 & 2019



Month	Adjusted Scheduled Activity (UDA)	
	2018	2019
April	432	357
May	1,023	816
June	1,377	1,169
July	1,909	
August	2,507	
September	3,203	
October	3,676	
November	4,287	
December	4,836	
January	5,325	
February	6,025	
March	6,503	
April	6,766	
May	6,766	
June	6,767	

QUALITY

	Quantity	Base Number	Contract	AT	Region	England
% of FP17s for the same patient ID Re-attending within 3 months - Children	3	106	2.8%	11.0%	11.0%	11.5%
% of FP17s for the same patient ID Re-attending within 3 months - Adults	53	654	8.1%	14.8%	15.3%	15.4%
% of FP17s for the same patient ID Re-attending between 3 & 9 months - Children	81	106	76.4%	59.0%	61.2%	58.9%
% of FP17s for the same patient ID Re-attending between 3 & 9 months - Adults	434	654	66.4%	49.5%	52.9%	51.6%
% of FP17s for Band 1 Urgent Courses	45	637	7.1%	9.7%	9.4%	8.9%
% of FP17s Relating to Free Repair or Replacements	2	637	0.3%	0.7%	0.7%	0.8%
% of FP17s Relating to Continuations	5	637	0.8%	0.7%	0.9%	0.9%
% of Patients satisfied with the dentistry they have received	3	3	N/A	94.8%	93.6%	93.2%
% of Patients satisfied with the time they had to wait for an appointment	3	3	N/A	88.9%	88.8%	88.8%

* This is based on patients treated on this contract for their most recent course of treatment. Figures in italics indicate the base number of FP17s or Patient Questionnaire responses are less than 100. N/A is shown where the base number of responses is less than 10 during the period. % is calculated as Quantity/Base number*100

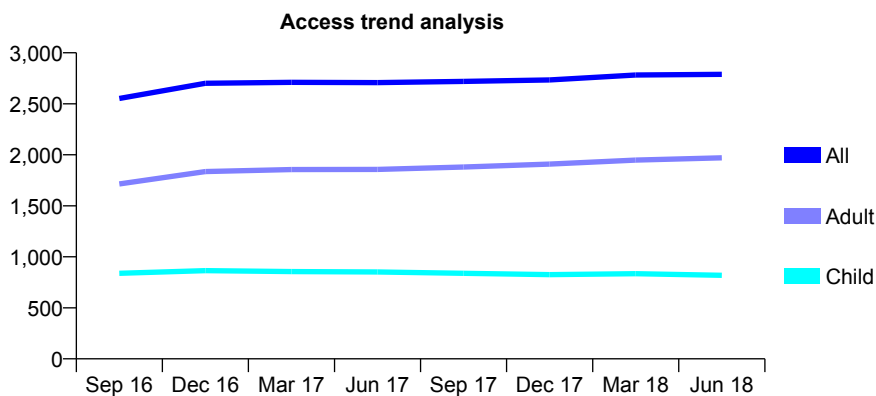
Q69 - Vital Signs At a Glance Contract Report for 578967/0001 - June 2018

Name or company name	Lion House Dental Practice
Contract type name	GDS Contract
Purpose of contract	General
Contract start date	01/04/2006
Contract end date	

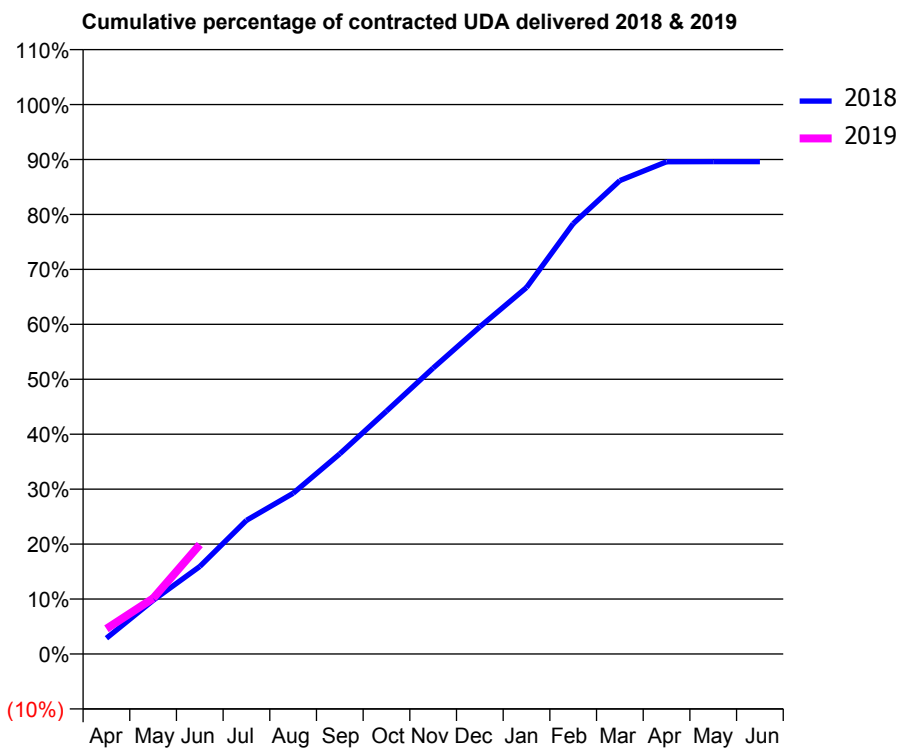
18/19 Contracted general activity (UDA)	7,646
Carry forward general activity (UDA)	0
18/19 Contracted orthodontic activity (UOA)	0
Carry forward orthodontic activity (UOA)	0
Baseline contract value	£182,845.55

ACCESS*

Patients seen in 24 months	Total	Change since previous quarter
Quarter ending June 2017	2,708	
Quarter ending September 2017	2,719	→
Quarter ending December 2017	2,734	→
Quarter ending March 2018	2,783	→
Quarter ending June 2018	2,789	→
Variance since June 2017	3.0%	↑



ACTIVITY



Month	Adjusted Scheduled Activity (UDA)	
	2018	2019
April	219	351
May	746	774
June	1,218	1,523
July	1,859	
August	2,237	
September	2,785	
October	3,380	
November	3,979	
December	4,553	
January	5,100	
February	5,989	
March	6,589	
April	6,850	
May	6,851	
June	6,851	

QUALITY

	Quantity	Base Number	Contract	AT	Region	England
% of FP17s for the same patient ID Re-attending within 3 months - Children	25	310	8.1%	11.0%	11.0%	11.5%
% of FP17s for the same patient ID Re-attending within 3 months - Adults	104	677	15.4%	14.8%	15.3%	15.4%
% of FP17s for the same patient ID Re-attending between 3 & 9 months - Children	196	310	63.2%	59.0%	61.2%	58.9%
% of FP17s for the same patient ID Re-attending between 3 & 9 months - Adults	359	677	53.0%	49.5%	52.9%	51.6%
% of FP17s for Band 1 Urgent Courses	65	849	7.7%	9.7%	9.4%	8.9%
% of FP17s Relating to Free Repair or Replacements	9	849	1.1%	0.7%	0.7%	0.8%
% of FP17s Relating to Continuations	7	849	0.8%	0.7%	0.9%	0.9%
% of Patients satisfied with the dentistry they have received	6	6	N/A	94.8%	93.6%	93.2%
% of Patients satisfied with the time they had to wait for an appointment	6	6	N/A	88.9%	88.8%	88.8%

* This is based on patients treated on this contract for their most recent course of treatment. Figures in italics indicate the base number of FP17s or Patient Questionnaire responses are less than 100. N/A is shown where the base number of responses is less than 10 during the period. % is calculated as Quantity/Base number*100

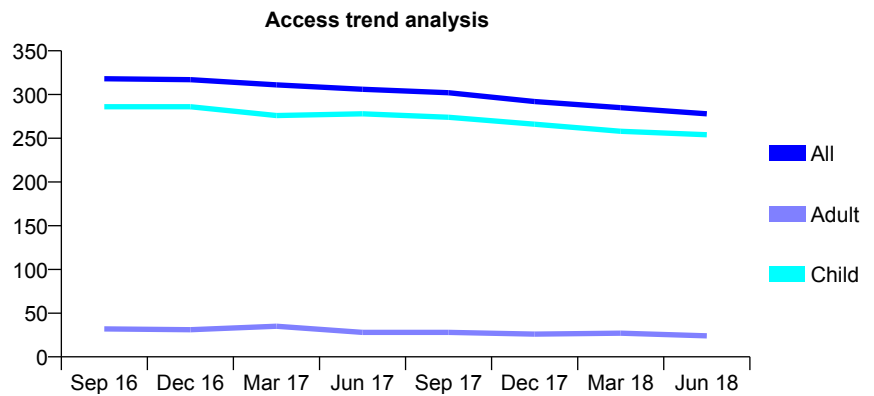
Q69 - Vital Signs At a Glance Contract Report for 630209/0001 - June 2018

Name or company name	MR CR NIXON
Contract type name	GDS Contract
Purpose of contract	General
Contract start date	01/04/2006
Contract end date	

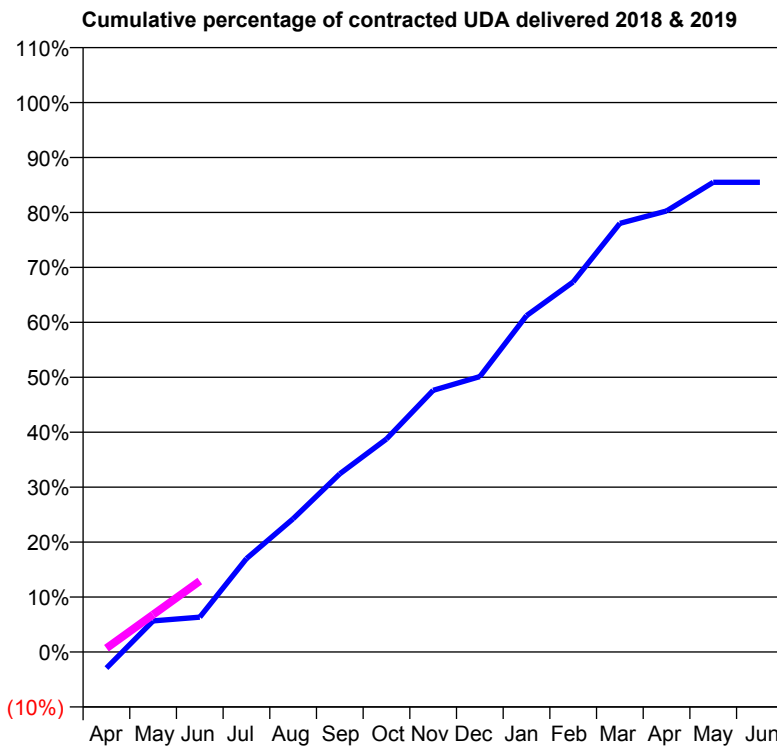
18/19 Contracted general activity (UDA)	441
Carry forward general activity (UDA)	0
18/19 Contracted orthodontic activity (UOA)	0
Carry forward orthodontic activity (UOA)	0
Baseline contract value	£10,267.13

ACCESS*

Patients seen in 24 months	Total	Change since previous quarter
Quarter ending June 2017	306	
Quarter ending September 2017	302	↓
Quarter ending December 2017	292	↓
Quarter ending March 2018	285	↓
Quarter ending June 2018	278	↓
Variance since June 2017	(9.2%)	↓



ACTIVITY



Adjusted Scheduled Activity (UDA)		
Month	2018	2019
April	-13	3
May	25	30
June	28	57
July	75	
August	107	
September	143	
October	171	
November	210	
December	221	
January	270	
February	297	
March	344	
April	354	
May	377	
June	377	

QUALITY

	Quantity	Base Number	Contract	AT	Region	England
% of FP17s for the same patient ID Re-attending within 3 months - Children	3	80	3.8%	11.0%	11.0%	11.5%
% of FP17s for the same patient ID Re-attending within 3 months - Adults	0	2	0.0%	14.8%	15.3%	15.4%
% of FP17s for the same patient ID Re-attending between 3 & 9 months - Children	59	80	73.8%	59.0%	61.2%	58.9%
% of FP17s for the same patient ID Re-attending between 3 & 9 months - Adults	1	2	50.0%	49.5%	52.9%	51.6%
% of FP17s for Band 1 Urgent Courses	0	51	0.0%	9.7%	9.4%	8.9%
% of FP17s Relating to Free Repair or Replacements	0	51	0.0%	0.7%	0.7%	0.8%
% of FP17s Relating to Continuations	0	51	0.0%	0.7%	0.9%	0.9%
% of Patients satisfied with the dentistry they have received	0	0	N/A	94.8%	93.6%	93.2%
% of Patients satisfied with the time they had to wait for an appointment	0	0	N/A	88.9%	88.8%	88.8%

* This is based on patients treated on this contract for their most recent course of treatment. Figures in italics indicate the base number of FP17s or Patient Questionnaire responses are less than 100. N/A is shown where the base number of responses is less than 10 during the period. % is calculated as Quantity/Base number*100

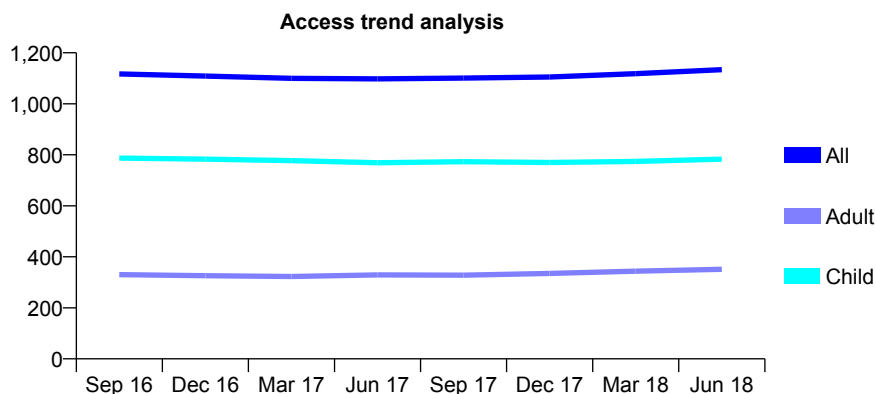
Q69 - Vital Signs At a Glance Contract Report for 630640/0001 - June 2018

Name or company name	MRS ME SHAW
Contract type name	GDS Contract
Purpose of contract	General
Contract start date	01/04/2006
Contract end date	

18/19 Contracted general activity (UDA)	2,164
Carry forward general activity (UDA)	0
18/19 Contracted orthodontic activity (UOA)	0
Carry forward orthodontic activity (UOA)	0
Baseline contract value	£47,644.45

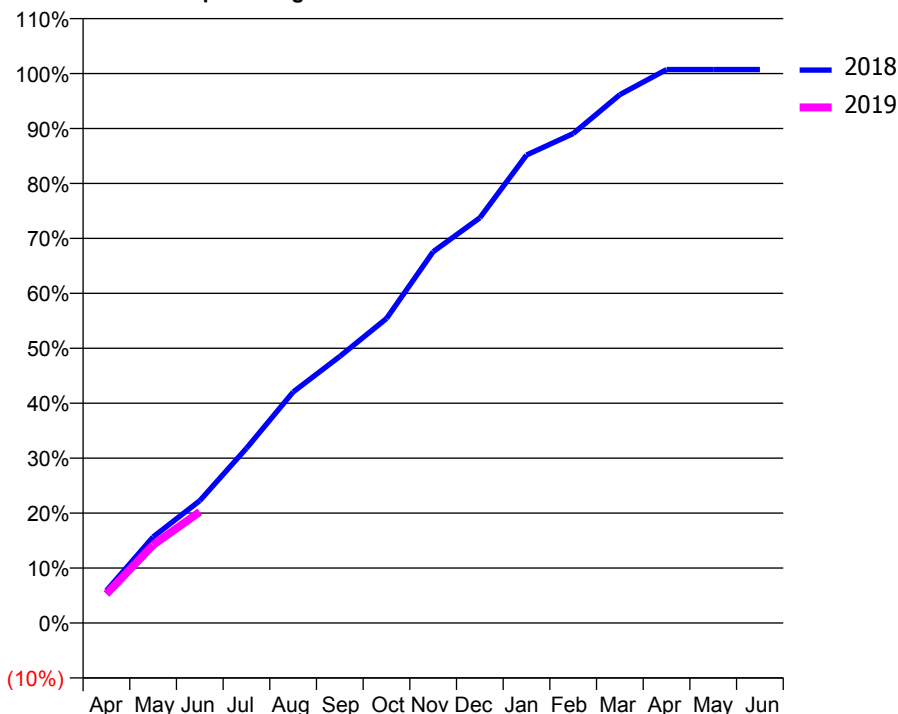
ACCESS*

Patients seen in 24 months	Total	Change since previous quarter
Quarter ending June 2017	1,098	
Quarter ending September 2017	1,101	→
Quarter ending December 2017	1,105	→
Quarter ending March 2018	1,118	→
Quarter ending June 2018	1,134	→
Variance since June 2017	3.3%	↑



ACTIVITY

Cumulative percentage of contracted UDA delivered 2018 & 2019



Adjusted Scheduled Activity (UDA)		
Month	2018	2019
April	128	114
May	339	308
June	482	438
July	688	
August	910	
September	1,050	
October	1,199	
November	1,462	
December	1,596	
January	1,843	
February	1,927	
March	2,081	
April	2,180	
May	2,180	
June	2,180	

QUALITY

	Quantity	Base Number	Contract	AT	Region	England
% of FP17s for the same patient ID Re-attending within 3 months - Children	15	337	4.5%	11.0%	11.0%	11.5%
% of FP17s for the same patient ID Re-attending within 3 months - Adults	4	80	5.0%	14.8%	15.3%	15.4%
% of FP17s for the same patient ID Re-attending between 3 & 9 months - Children	253	337	75.1%	59.0%	61.2%	58.9%
% of FP17s for the same patient ID Re-attending between 3 & 9 months - Adults	54	80	67.5%	49.5%	52.9%	51.6%
% of FP17s for Band 1 Urgent Courses	4	345	1.2%	9.7%	9.4%	8.9%
% of FP17s Relating to Free Repair or Replacements	0	345	0.0%	0.7%	0.7%	0.8%
% of FP17s Relating to Continuations	0	345	0.0%	0.7%	0.9%	0.9%
% of Patients satisfied with the dentistry they have received	1	1	N/A	94.8%	93.6%	93.2%
% of Patients satisfied with the time they had to wait for an appointment	1	1	N/A	88.9%	88.8%	88.8%

* This is based on patients treated on this contract for their most recent course of treatment. Figures in italics indicate the base number of FP17s or Patient Questionnaire responses are less than 100. N/A is shown where the base number of responses is less than 10 during the period. % is calculated as Quantity/Base number*100

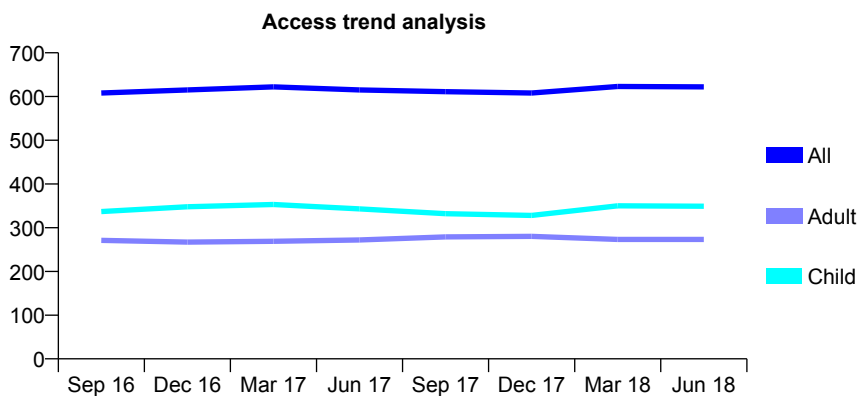
Q69 - Vital Signs At a Glance Contract Report for 631043/0001 - June 2018

Name or company name	MR PR COLLINS
Contract type name	GDS Contract
Purpose of contract	General
Contract start date	01/04/2006
Contract end date	

18/19 Contracted general activity (UDA)	1,226
Carry forward general activity (UDA)	0
18/19 Contracted orthodontic activity (UOA)	0
Carry forward orthodontic activity (UOA)	0
Baseline contract value	£31,430.11

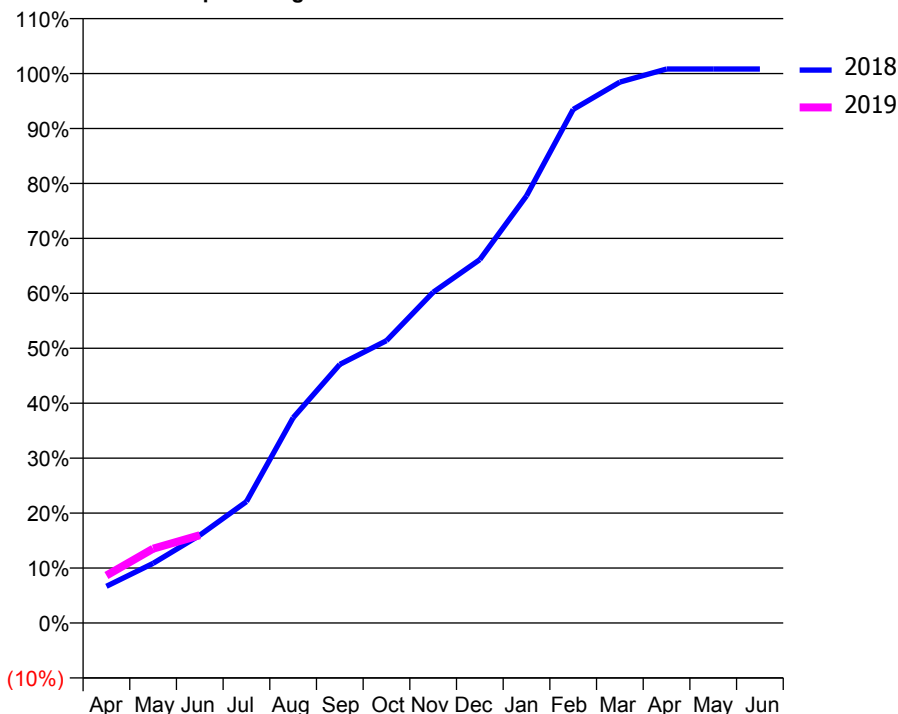
ACCESS*

Patients seen in 24 months	Total	Change since previous quarter
Quarter ending June 2017	615	
Quarter ending September 2017	611	→
Quarter ending December 2017	608	→
Quarter ending March 2018	623	↑
Quarter ending June 2018	622	→
Variance since June 2017	1.1%	→



ACTIVITY

Cumulative percentage of contracted UDA delivered 2018 & 2019



Adjusted Scheduled Activity (UDA)

Month	2018	2019
April	82	106
May	133	166
June	196	196
July	271	
August	458	
September	577	
October	630	
November	738	
December	811	
January	953	
February	1,146	
March	1,207	
April	1,236	
May	1,236	
June	1,236	

QUALITY

	Quantity	Base Number	Contract	AT	Region	England
% of FP17s for the same patient ID Re-attending within 3 months - Children	2	112	1.8%	11.0%	11.0%	11.5%
% of FP17s for the same patient ID Re-attending within 3 months - Adults	2	55	3.6%	14.8%	15.3%	15.4%
% of FP17s for the same patient ID Re-attending between 3 & 9 months - Children	68	112	60.7%	59.0%	61.2%	58.9%
% of FP17s for the same patient ID Re-attending between 3 & 9 months - Adults	23	55	41.8%	49.5%	52.9%	51.6%
% of FP17s for Band 1 Urgent Courses	0	146	0.0%	9.7%	9.4%	8.9%
% of FP17s Relating to Free Repair or Replacements	0	146	0.0%	0.7%	0.7%	0.8%
% of FP17s Relating to Continuations	0	146	0.0%	0.7%	0.9%	0.9%
% of Patients satisfied with the dentistry they have received	1	1	N/A	94.8%	93.6%	93.2%
% of Patients satisfied with the time they had to wait for an appointment	1	1	N/A	88.9%	88.8%	88.8%

* This is based on patients treated on this contract for their most recent course of treatment. Figures in italics indicate the base number of FP17s or Patient Questionnaire responses are less than 100. N/A is shown where the base number of responses is less than 10 during the period. % is calculated as Quantity/Base number*100

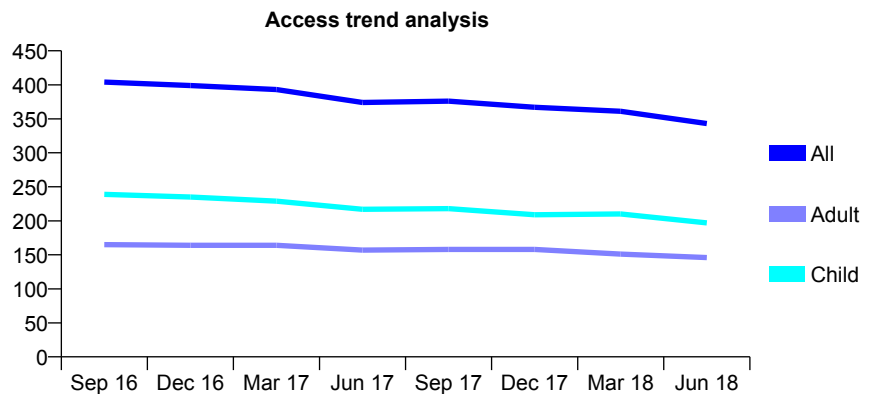
Q69 - Vital Signs At a Glance Contract Report for 631582/0001 - June 2018

Name or company name	MR NM GOLDSMITH
Contract type name	GDS Contract
Purpose of contract	General
Contract start date	01/04/2006
Contract end date	

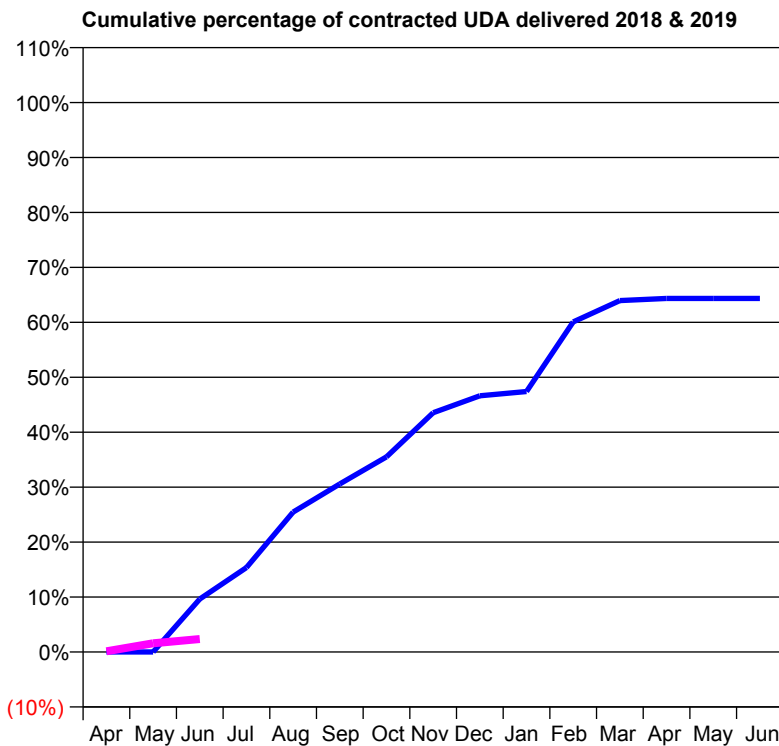
18/19 Contracted general activity (UDA)	758
Carry forward general activity (UDA)	0
18/19 Contracted orthodontic activity (UOA)	0
Carry forward orthodontic activity (UOA)	0
Baseline contract value	£20,877.65

ACCESS*

Patients seen in 24 months	Total	Change since previous quarter
Quarter ending June 2017	374	
Quarter ending September 2017	376	→
Quarter ending December 2017	367	↓
Quarter ending March 2018	361	↓
Quarter ending June 2018	343	↓
Variance since June 2017	(8.3%)	↓



ACTIVITY



Month	Adjusted Scheduled Activity (UDA)	
	2018	2019
April	0	1
May	0	12
June	73	18
July	117	
August	193	
September	232	
October	269	
November	330	
December	353	
January	359	
February	455	
March	485	
April	488	
May	488	
June	488	

QUALITY

	Quantity	Base Number	Contract	AT	Region	England
% of FP17s for the same patient ID Re-attending within 3 months - Children	1	13	7.7%	11.0%	11.0%	11.5%
% of FP17s for the same patient ID Re-attending within 3 months - Adults	0	6	0.0%	14.8%	15.3%	15.4%
% of FP17s for the same patient ID Re-attending between 3 & 9 months - Children	10	13	76.9%	59.0%	61.2%	58.9%
% of FP17s for the same patient ID Re-attending between 3 & 9 months - Adults	4	6	66.7%	49.5%	52.9%	51.6%
% of FP17s for Band 1 Urgent Courses	0	16	0.0%	9.7%	9.4%	8.9%
% of FP17s Relating to Free Repair or Replacements	0	16	0.0%	0.7%	0.7%	0.8%
% of FP17s Relating to Continuations	0	16	0.0%	0.7%	0.9%	0.9%
% of Patients satisfied with the dentistry they have received	0	0	N/A	94.8%	93.6%	93.2%
% of Patients satisfied with the time they had to wait for an appointment	0	0	N/A	88.9%	88.8%	88.8%

* This is based on patients treated on this contract for their most recent course of treatment. Figures in italics indicate the base number of FP17s or Patient Questionnaire responses are less than 100. N/A is shown where the base number of responses is less than 10 during the period. % is calculated as Quantity/Base number*100

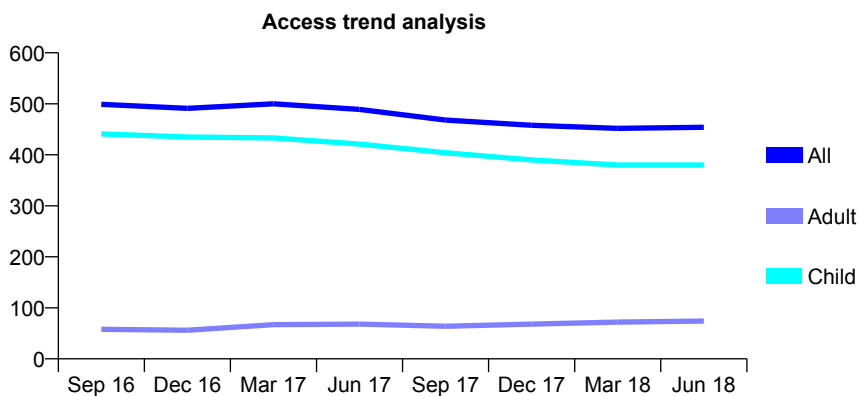
Q69 - Vital Signs At a Glance Contract Report for 632635/0001 - June 2018

Name or company name	Blanchard and Castle
Contract type name	GDS Contract
Purpose of contract	General
Contract start date	04/11/2006
Contract end date	

18/19 Contracted general activity (UDA)	846
Carry forward general activity (UDA)	0
18/19 Contracted orthodontic activity (UOA)	0
Carry forward orthodontic activity (UOA)	0
Baseline contract value	£15,430.93

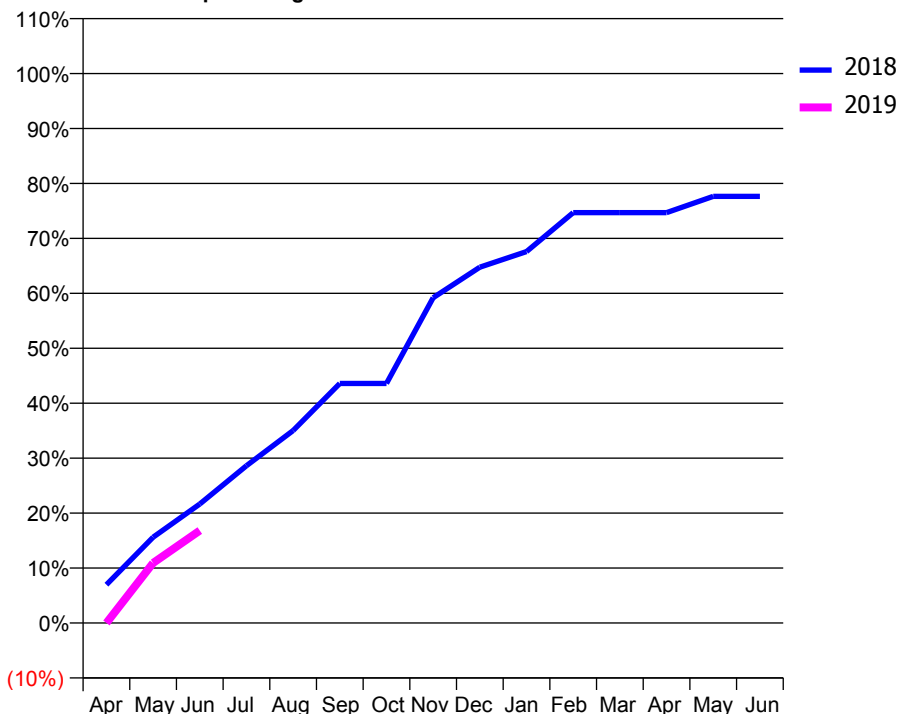
ACCESS*

Patients seen in 24 months	Total	Change since previous quarter
Quarter ending June 2017	489	
Quarter ending September 2017	468	↓
Quarter ending December 2017	458	↓
Quarter ending March 2018	452	↓
Quarter ending June 2018	454	→
Variance since June 2017	(7.2%)	↓



ACTIVITY

Cumulative percentage of contracted UDA delivered 2018 & 2019



Month	Adjusted Scheduled Activity (UDA)	
	2018	2019
April	59	0
May	132	92
June	183	142
July	242	
August	296	
September	369	
October	369	
November	501	
December	548	
January	572	
February	632	
March	632	
April	632	
May	657	
June	657	

QUALITY

	Quantity	Base Number	Contract	AT	Region	England
% of FP17s for the same patient ID Re-attending within 3 months - Children	5	185	2.7%	11.0%	11.0%	11.5%
% of FP17s for the same patient ID Re-attending within 3 months - Adults	0	8	0.0%	14.8%	15.3%	15.4%
% of FP17s for the same patient ID Re-attending between 3 & 9 months - Children	114	185	61.6%	59.0%	61.2%	58.9%
% of FP17s for the same patient ID Re-attending between 3 & 9 months - Adults	5	8	62.5%	49.5%	52.9%	51.6%
% of FP17s for Band 1 Urgent Courses	2	112	1.8%	9.7%	9.4%	8.9%
% of FP17s Relating to Free Repair or Replacements	0	112	0.0%	0.7%	0.7%	0.8%
% of FP17s Relating to Continuations	0	112	0.0%	0.7%	0.9%	0.9%
% of Patients satisfied with the dentistry they have received	0	0	N/A	94.8%	93.6%	93.2%
% of Patients satisfied with the time they had to wait for an appointment	0	0	N/A	88.9%	88.8%	88.8%

* This is based on patients treated on this contract for their most recent course of treatment. Figures in italics indicate the base number of FP17s or Patient Questionnaire responses are less than 100. N/A is shown where the base number of responses is less than 10 during the period. % is calculated as Quantity/Base number*100

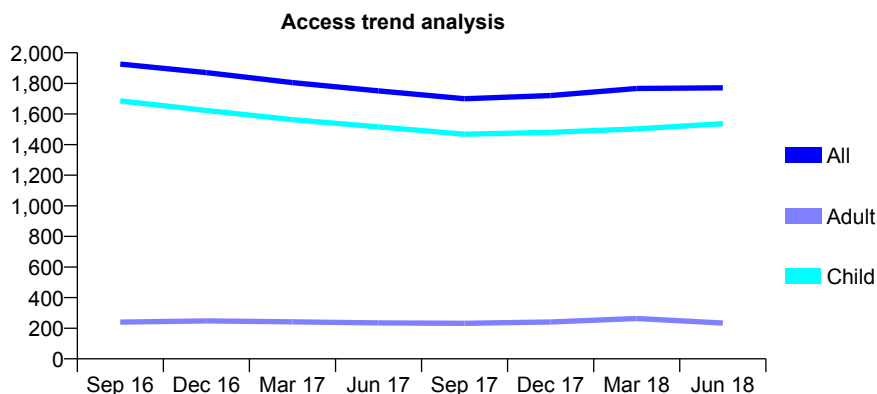
Q69 - Vital Signs At a Glance Contract Report for 641464/0004 - June 2018

Name or company name	Robin John Denville and Stanley David Dut
Contract type name	GDS Contract
Purpose of contract	General
Contract start date	02/06/2012
Contract end date	

18/19 Contracted general activity (UDA)	4,414
Carry forward general activity (UDA)	0
18/19 Contracted orthodontic activity (UOA)	0
Carry forward orthodontic activity (UOA)	0
Baseline contract value	£98,773.77

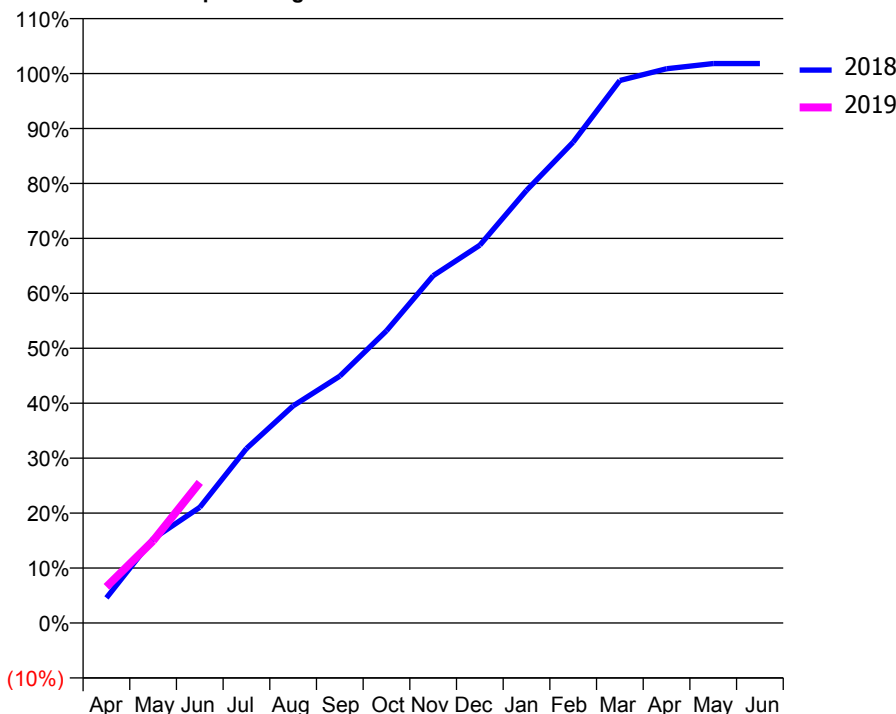
ACCESS*

Patients seen in 24 months	Total	Change since previous quarter
Quarter ending June 2017	1,751	
Quarter ending September 2017	1,700	↓
Quarter ending December 2017	1,721	→
Quarter ending March 2018	1,767	↑
Quarter ending June 2018	1,771	→
Variance since June 2017	1.1%	→



ACTIVITY

Cumulative percentage of contracted UDA delivered 2018 & 2019



Adjusted Scheduled Activity (UDA)		
Month	2018	2019
April	202	291
May	677	660
June	929	1,130
July	1,401	
August	1,744	
September	1,983	
October	2,347	
November	2,790	
December	3,035	
January	3,475	
February	3,863	
March	4,358	
April	4,452	
May	4,494	
June	4,494	

QUALITY

	Quantity	Base Number	Contract	AT	Region	England
% of FP17s for the same patient ID Re-attending within 3 months - Children	50	658	7.6%	11.0%	11.0%	11.5%
% of FP17s for the same patient ID Re-attending within 3 months - Adults	2	36	5.6%	14.8%	15.3%	15.4%
% of FP17s for the same patient ID Re-attending between 3 & 9 months - Children	372	658	56.5%	59.0%	61.2%	58.9%
% of FP17s for the same patient ID Re-attending between 3 & 9 months - Adults	27	36	75.0%	49.5%	52.9%	51.6%
% of FP17s for Band 1 Urgent Courses	20	634	3.2%	9.7%	9.4%	8.9%
% of FP17s Relating to Free Repair or Replacements	0	634	0.0%	0.7%	0.7%	0.8%
% of FP17s Relating to Continuations	0	634	0.0%	0.7%	0.9%	0.9%
% of Patients satisfied with the dentistry they have received	0	0	N/A	94.8%	93.6%	93.2%
% of Patients satisfied with the time they had to wait for an appointment	0	0	N/A	88.9%	88.8%	88.8%

* This is based on patients treated on this contract for their most recent course of treatment. Figures in italics indicate the base number of FP17s or Patient Questionnaire responses are less than 100. N/A is shown where the base number of responses is less than 10 during the period. % is calculated as Quantity/Base number*100

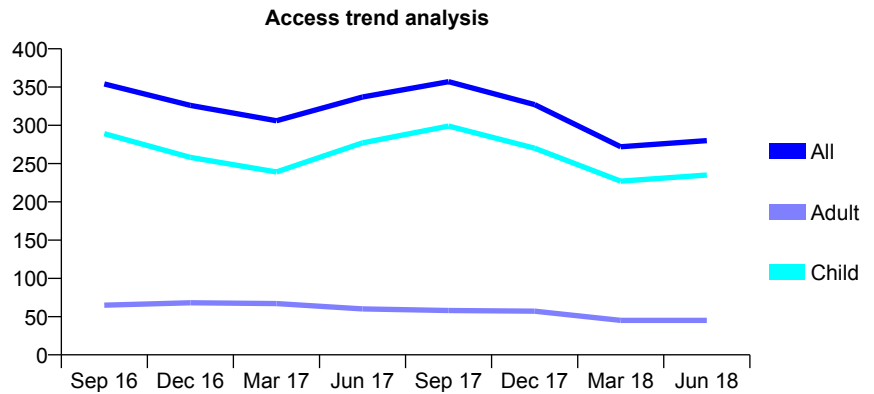
Q69 - Vital Signs At a Glance Contract Report for 642215/0001 - June 2018

Name or company name	MISS EH NICHOLS
Contract type name	GDS Contract
Purpose of contract	General
Contract start date	01/04/2006
Contract end date	

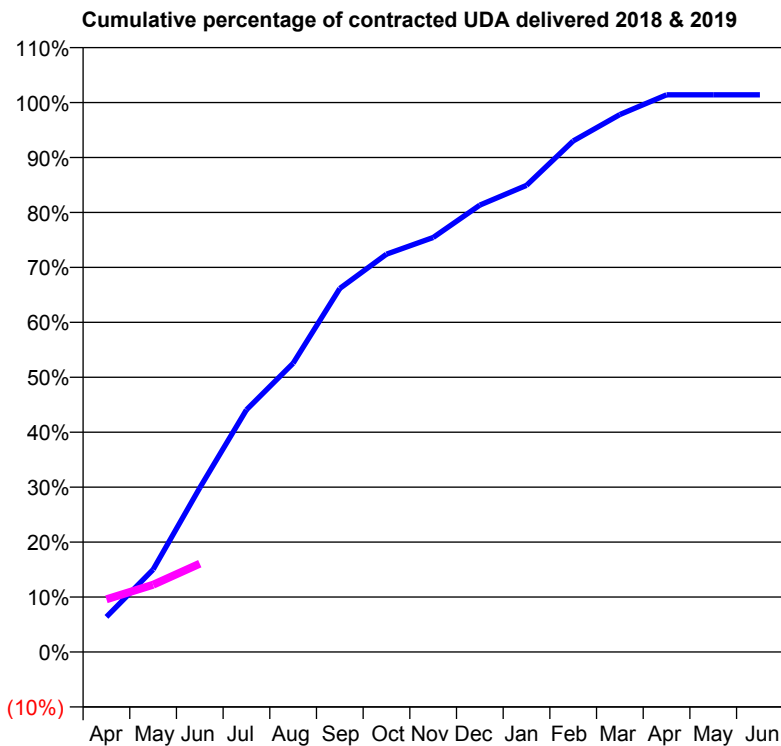
18/19 Contracted general activity (UDA)	500
Carry forward general activity (UDA)	0
18/19 Contracted orthodontic activity (UOA)	0
Carry forward orthodontic activity (UOA)	0
Baseline contract value	£11,691.08

ACCESS*

Patients seen in 24 months	Total	Change since previous quarter
Quarter ending June 2017	337	
Quarter ending September 2017	357	↑
Quarter ending December 2017	327	↓
Quarter ending March 2018	272	↓
Quarter ending June 2018	280	↑
Variance since June 2017	(16.9%)	↓



ACTIVITY



Month	Adjusted Scheduled Activity (UDA)	
	2018	2019
April	32	48
May	75	61
June	149	80
July	220	
August	263	
September	331	
October	362	
November	377	
December	407	
January	425	
February	465	
March	489	
April	507	
May	507	
June	507	

QUALITY

	Quantity	Base Number	Contract	AT	Region	England
% of FP17s for the same patient ID Re-attending within 3 months - Children	2	72	2.8%	11.0%	11.0%	11.5%
% of FP17s for the same patient ID Re-attending within 3 months - Adults	0	6	0.0%	14.8%	15.3%	15.4%
% of FP17s for the same patient ID Re-attending between 3 & 9 months - Children	28	72	38.9%	59.0%	61.2%	58.9%
% of FP17s for the same patient ID Re-attending between 3 & 9 months - Adults	1	6	16.7%	49.5%	52.9%	51.6%
% of FP17s for Band 1 Urgent Courses	2	68	2.9%	9.7%	9.4%	8.9%
% of FP17s Relating to Free Repair or Replacements	0	68	0.0%	0.7%	0.7%	0.8%
% of FP17s Relating to Continuations	0	68	0.0%	0.7%	0.9%	0.9%
% of Patients satisfied with the dentistry they have received	0	0	N/A	94.8%	93.6%	93.2%
% of Patients satisfied with the time they had to wait for an appointment	0	0	N/A	88.9%	88.8%	88.8%

* This is based on patients treated on this contract for their most recent course of treatment. Figures in italics indicate the base number of FP17s or Patient Questionnaire responses are less than 100. N/A is shown where the base number of responses is less than 10 during the period. % is calculated as Quantity/Base number*100

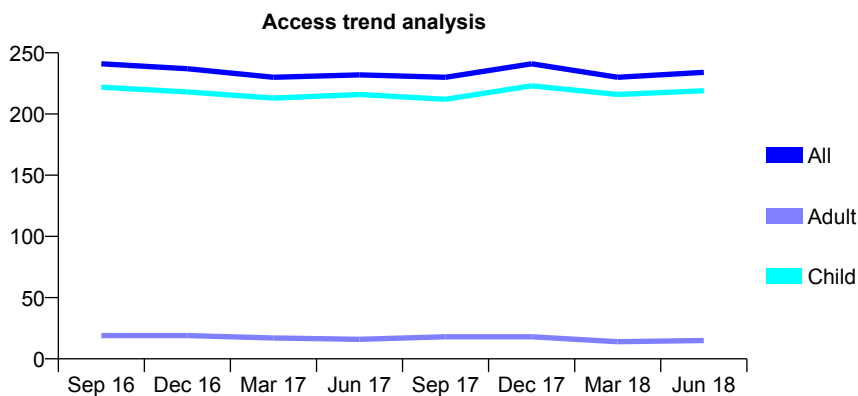
Q69 - Vital Signs At a Glance Contract Report for 644188/0001 - June 2018

Name or company name	MR PC CHEN
Contract type name	GDS Contract
Purpose of contract	General
Contract start date	01/04/2006
Contract end date	

18/19 Contracted general activity (UDA)	381
Carry forward general activity (UDA)	0
18/19 Contracted orthodontic activity (UOA)	0
Carry forward orthodontic activity (UOA)	0
Baseline contract value	£9,111.20

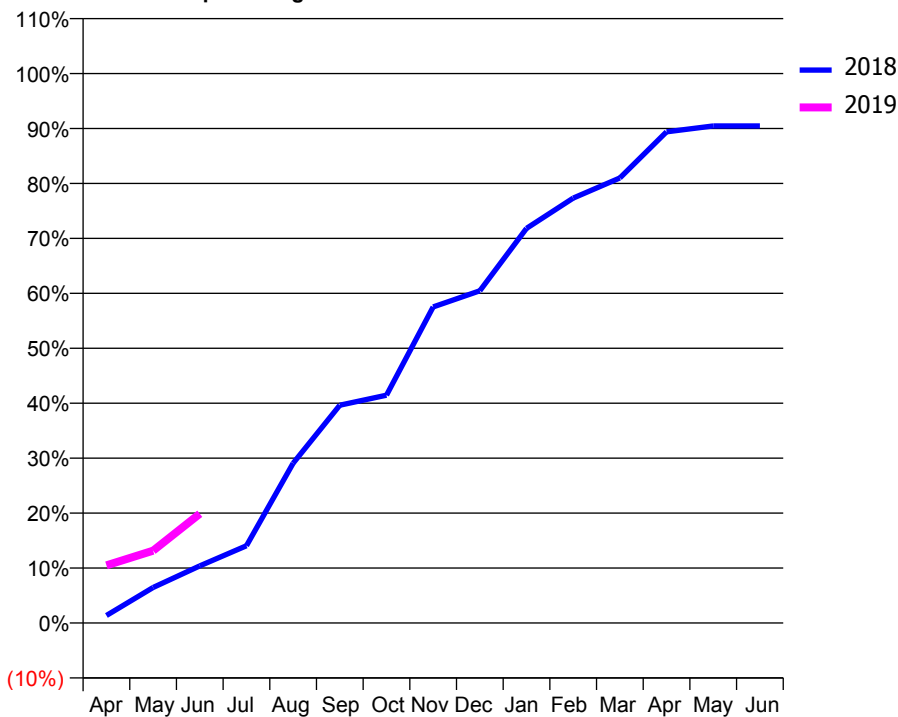
ACCESS*

Patients seen in 24 months	Total	Change since previous quarter
Quarter ending June 2017	232	
Quarter ending September 2017	230	→
Quarter ending December 2017	241	↑
Quarter ending March 2018	230	↓
Quarter ending June 2018	234	→
Variance since June 2017	0.9%	→



ACTIVITY

Cumulative percentage of contracted UDA delivered 2018 & 2019



Adjusted Scheduled Activity (UDA)

Month	2018	2019
April	5	40
May	25	50
June	40	76
July	54	
August	111	
September	151	
October	158	
November	219	
December	230	
January	274	
February	295	
March	309	
April	341	
May	345	
June	345	

QUALITY

	Quantity	Base Number	Contract	AT	Region	England
% of FP17s for the same patient ID Re-attending within 3 months - Children	3	75	4.0%	11.0%	11.0%	11.5%
% of FP17s for the same patient ID Re-attending within 3 months - Adults	0	1	0.0%	14.8%	15.3%	15.4%
% of FP17s for the same patient ID Re-attending between 3 & 9 months - Children	43	75	57.3%	59.0%	61.2%	58.9%
% of FP17s for the same patient ID Re-attending between 3 & 9 months - Adults	1	1	100.0%	49.5%	52.9%	51.6%
% of FP17s for Band 1 Urgent Courses	4	51	7.8%	9.7%	9.4%	8.9%
% of FP17s Relating to Free Repair or Replacements	0	51	0.0%	0.7%	0.7%	0.8%
% of FP17s Relating to Continuations	0	51	0.0%	0.7%	0.9%	0.9%
% of Patients satisfied with the dentistry they have received	0	0	N/A	94.8%	93.6%	93.2%
% of Patients satisfied with the time they had to wait for an appointment	0	0	N/A	88.9%	88.8%	88.8%

* This is based on patients treated on this contract for their most recent course of treatment. Figures in italics indicate the base number of FP17s or Patient Questionnaire responses are less than 100. N/A is shown where the base number of responses is less than 10 during the period. % is calculated as Quantity/Base number*100

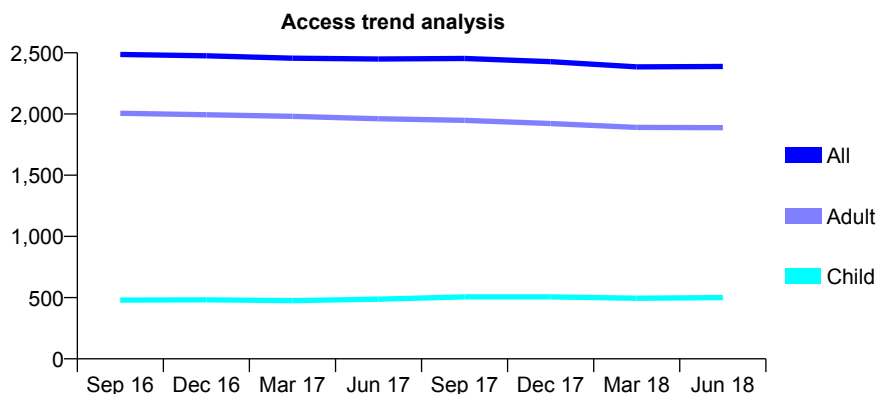
Q69 - Vital Signs At a Glance Contract Report for 648744/0001 - June 2018

Name or company name	MR NV BADIANI
Contract type name	GDS Contract
Purpose of contract	General
Contract start date	01/04/2006
Contract end date	

18/19 Contracted general activity (UDA)	5,082
Carry forward general activity (UDA)	0
18/19 Contracted orthodontic activity (UOA)	0
Carry forward orthodontic activity (UOA)	0
Baseline contract value	£125,032.23

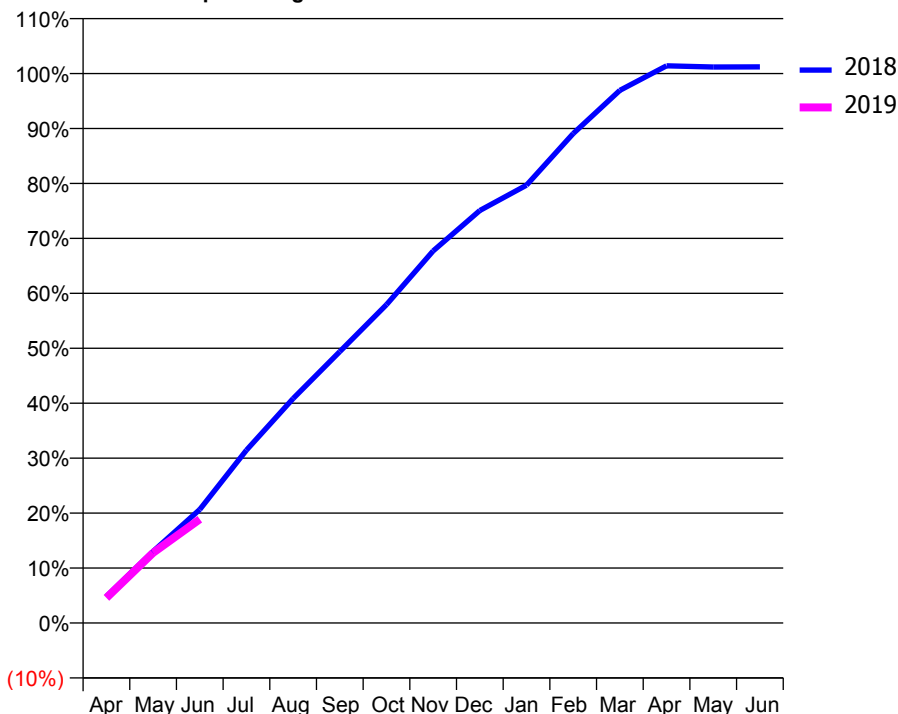
ACCESS*

Patients seen in 24 months	Total	Change since previous quarter
Quarter ending June 2017	2,449	
Quarter ending September 2017	2,454	→
Quarter ending December 2017	2,428	↓
Quarter ending March 2018	2,385	↓
Quarter ending June 2018	2,388	→
Variance since June 2017	(2.5%)	↓



ACTIVITY

Cumulative percentage of contracted UDA delivered 2018 & 2019



Adjusted Scheduled Activity (UDA)

Month	2018	2019
April	256	233
May	689	650
June	1,092	960
July	1,663	
August	2,159	
September	2,611	
October	3,062	
November	3,579	
December	3,967	
January	4,211	
February	4,707	
March	5,123	
April	5,359	
May	5,348	
June	5,349	

QUALITY

	Quantity	Base Number	Contract	AT	Region	England
% of FP17s for the same patient ID Re-attending within 3 months - Children	7	174	4.0%	11.0%	11.0%	11.5%
% of FP17s for the same patient ID Re-attending within 3 months - Adults	63	545	11.6%	14.8%	15.3%	15.4%
% of FP17s for the same patient ID Re-attending between 3 & 9 months - Children	104	174	59.8%	59.0%	61.2%	58.9%
% of FP17s for the same patient ID Re-attending between 3 & 9 months - Adults	231	545	42.4%	49.5%	52.9%	51.6%
% of FP17s for Band 1 Urgent Courses	81	607	13.3%	9.7%	9.4%	8.9%
% of FP17s Relating to Free Repair or Replacements	1	607	0.2%	0.7%	0.7%	0.8%
% of FP17s Relating to Continuations	1	607	0.2%	0.7%	0.9%	0.9%
% of Patients satisfied with the dentistry they have received	4	4	N/A	94.8%	93.6%	93.2%
% of Patients satisfied with the time they had to wait for an appointment	4	4	N/A	88.9%	88.8%	88.8%

* This is based on patients treated on this contract for their most recent course of treatment. Figures in italics indicate the base number of FP17s or Patient Questionnaire responses are less than 100. N/A is shown where the base number of responses is less than 10 during the period. % is calculated as Quantity/Base number*100

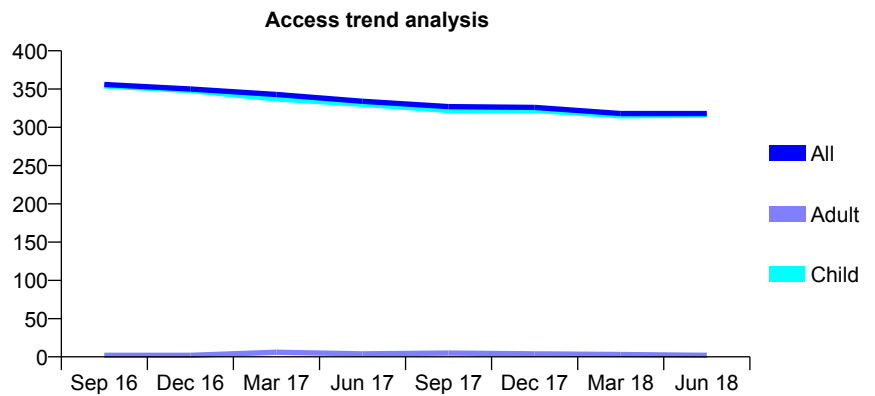
Q69 - Vital Signs At a Glance Contract Report for 649988/0001 - June 2018

Name or company name	MISS SE MACGILLIVRAY
Contract type name	GDS Contract
Purpose of contract	General
Contract start date	01/04/2006
Contract end date	

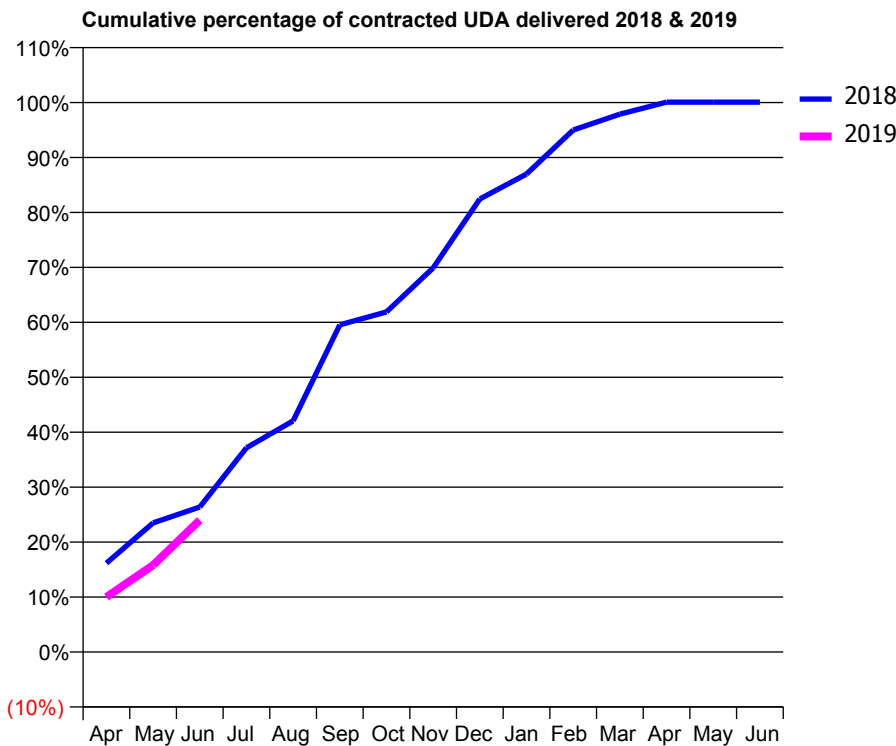
18/19 Contracted general activity (UDA)	550
Carry forward general activity (UDA)	0
18/19 Contracted orthodontic activity (UOA)	0
Carry forward orthodontic activity (UOA)	0
Baseline contract value	£13,098.84

ACCESS*

Patients seen in 24 months	Total	Change since previous quarter
Quarter ending June 2017	334	
Quarter ending September 2017	327	↓
Quarter ending December 2017	326	→
Quarter ending March 2018	318	↓
Quarter ending June 2018	318	→
Variance since June 2017	(4.8%)	↓



ACTIVITY



Month	Adjusted Scheduled Activity (UDA)	
	2018	2019
April	89	55
May	129	87
June	145	132
July	204	
August	231	
September	327	
October	340	
November	384	
December	453	
January	478	
February	522	
March	538	
April	550	
May	550	
June	550	

QUALITY

	Quantity	Base Number	Contract	AT	Region	England
% of FP17s for the same patient ID Re-attending within 3 months - Children	3	136	2.2%	11.0%	11.0%	11.5%
% of FP17s for the same patient ID Re-attending within 3 months - Adults	0	0	N/A	14.8%	15.3%	15.4%
% of FP17s for the same patient ID Re-attending between 3 & 9 months - Children	89	136	65.4%	59.0%	61.2%	58.9%
% of FP17s for the same patient ID Re-attending between 3 & 9 months - Adults	0	0	N/A	49.5%	52.9%	51.6%
% of FP17s for Band 1 Urgent Courses	0	118	0.0%	9.7%	9.4%	8.9%
% of FP17s Relating to Free Repair or Replacements	0	118	0.0%	0.7%	0.7%	0.8%
% of FP17s Relating to Continuations	0	118	0.0%	0.7%	0.9%	0.9%
% of Patients satisfied with the dentistry they have received	1	1	N/A	94.8%	93.6%	93.2%
% of Patients satisfied with the time they had to wait for an appointment	1	1	N/A	88.9%	88.8%	88.8%

* This is based on patients treated on this contract for their most recent course of treatment. Figures in italics indicate the base number of FP17s or Patient Questionnaire responses are less than 100. N/A is shown where the base number of responses is less than 10 during the period. % is calculated as Quantity/Base number*100

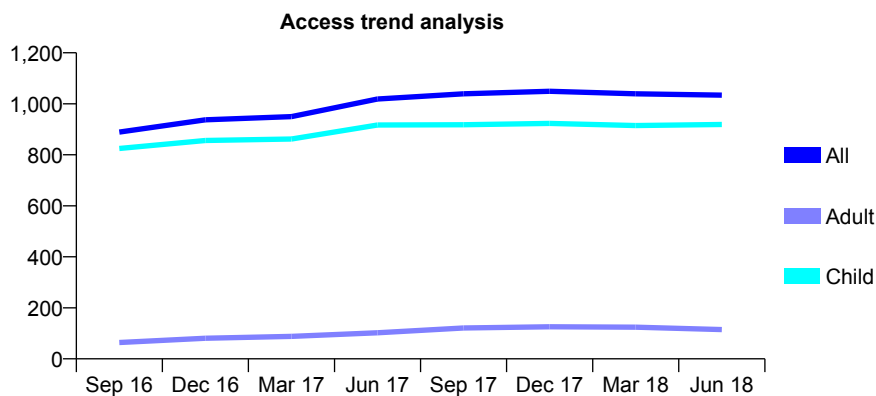
Q69 - Vital Signs At a Glance Contract Report for 660361/0002 - June 2018

Name or company name	MRS SK RAJANI
Contract type name	GDS Contract
Purpose of contract	General
Contract start date	01/09/2015
Contract end date	

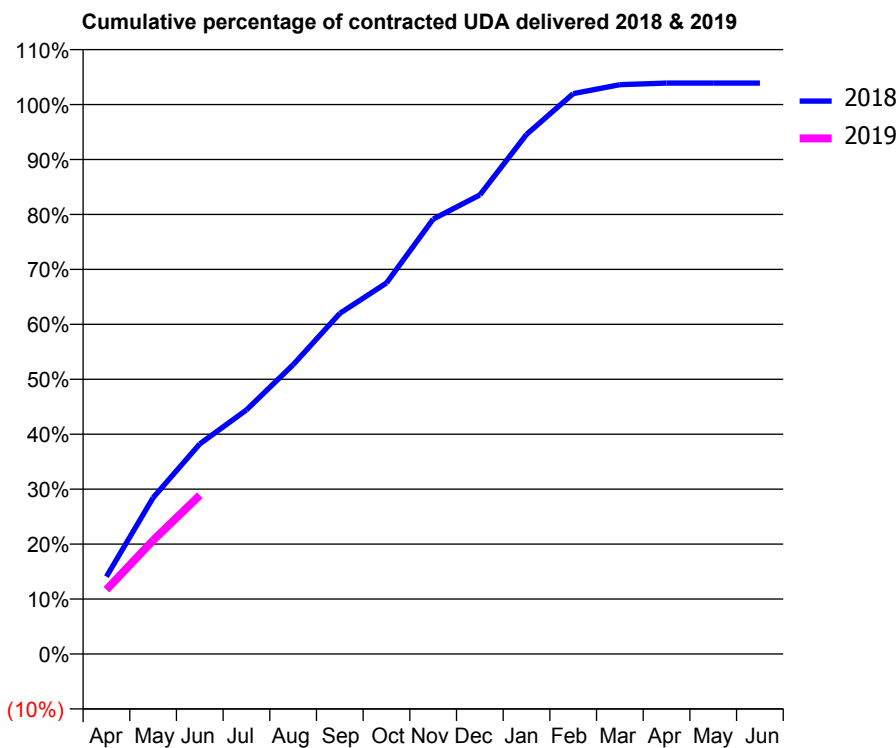
18/19 Contracted general activity (UDA)	1,803
Carry forward general activity (UDA)	0
18/19 Contracted orthodontic activity (UOA)	0
Carry forward orthodontic activity (UOA)	0
Baseline contract value	£36,466.12

ACCESS*

Patients seen in 24 months	Total	Change since previous quarter
Quarter ending June 2017	1,019	
Quarter ending September 2017	1,039	→
Quarter ending December 2017	1,049	→
Quarter ending March 2018	1,039	→
Quarter ending June 2018	1,034	→
Variance since June 2017	1.5%	→



ACTIVITY



Adjusted Scheduled Activity (UDA)		
Month	2018	2019
April	254	211
May	513	373
June	689	521
July	801	
August	949	
September	1,118	
October	1,217	
November	1,427	
December	1,506	
January	1,705	
February	1,839	
March	1,868	
April	1,873	
May	1,873	
June	1,873	

QUALITY

	Quantity	Base Number	Contract	AT	Region	England
% of FP17s for the same patient ID Re-attending within 3 months - Children	12	386	3.1%	11.0%	11.0%	11.5%
% of FP17s for the same patient ID Re-attending within 3 months - Adults	2	19	<i>10.5%</i>	14.8%	15.3%	15.4%
% of FP17s for the same patient ID Re-attending between 3 & 9 months - Children	218	386	56.5%	59.0%	61.2%	58.9%
% of FP17s for the same patient ID Re-attending between 3 & 9 months - Adults	9	19	<i>47.4%</i>	49.5%	52.9%	51.6%
% of FP17s for Band 1 Urgent Courses	4	402	1.0%	9.7%	9.4%	8.9%
% of FP17s Relating to Free Repair or Replacements	0	402	0.0%	0.7%	0.7%	0.8%
% of FP17s Relating to Continuations	4	402	1.0%	0.7%	0.9%	0.9%
% of Patients satisfied with the dentistry they have received	0	0	N/A	94.8%	93.6%	93.2%
% of Patients satisfied with the time they had to wait for an appointment	0	0	N/A	88.9%	88.8%	88.8%

* This is based on patients treated on this contract for their most recent course of treatment. Figures in italics indicate the base number of FP17s or Patient Questionnaire responses are less than 100. N/A is shown where the base number of responses is less than 10 during the period. % is calculated as Quantity/Base number*100

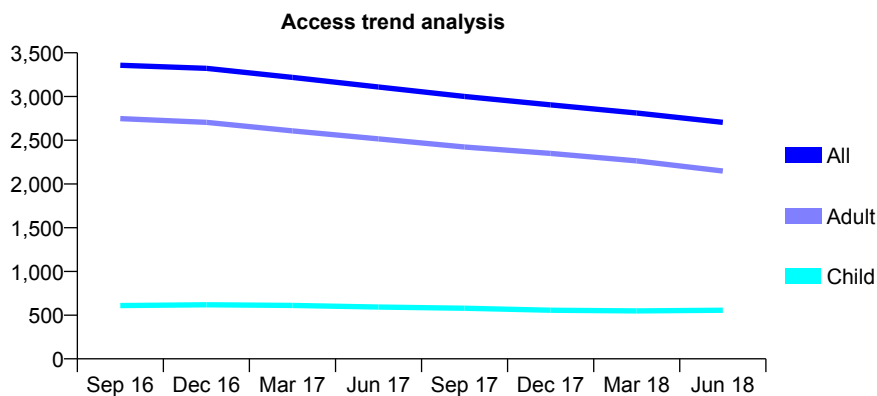
Q69 - Vital Signs At a Glance Contract Report for 673927/0001 - June 2018

Name or company name	MR DG DUGGAN
Contract type name	GDS Contract
Purpose of contract	General
Contract start date	01/04/2006
Contract end date	

18/19 Contracted general activity (UDA)	11,284
Carry forward general activity (UDA)	0
18/19 Contracted orthodontic activity (UOA)	0
Carry forward orthodontic activity (UOA)	0
Baseline contract value	£269,844.26

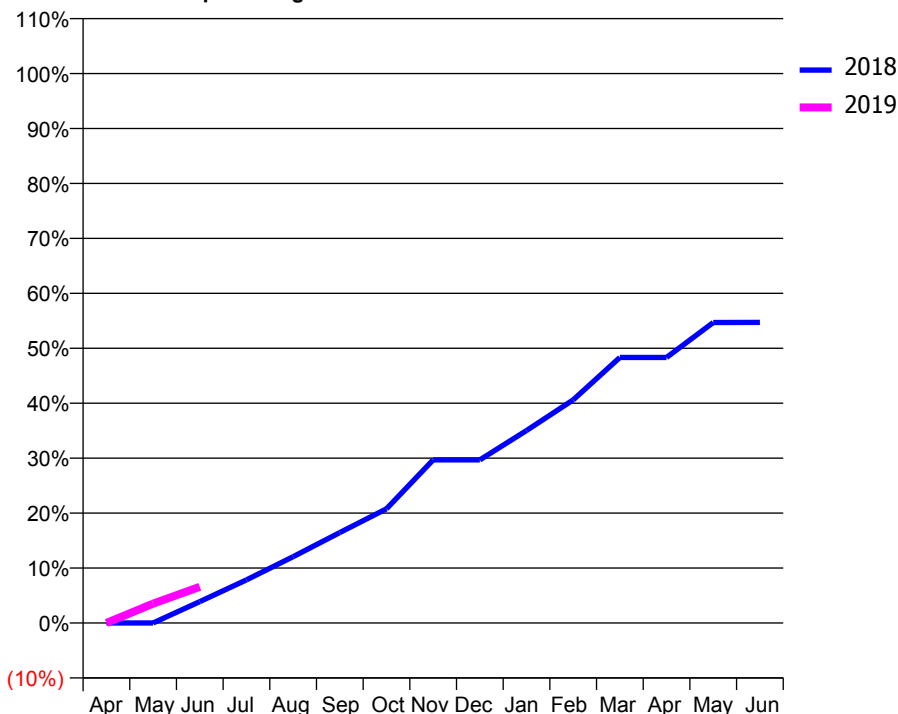
ACCESS*

Patients seen in 24 months	Total	Change since previous quarter
Quarter ending June 2017	3,109	
Quarter ending September 2017	3,001	↓
Quarter ending December 2017	2,905	↓
Quarter ending March 2018	2,812	↓
Quarter ending June 2018	2,704	↓
Variance since June 2017	(13.0%)	↓



ACTIVITY

Cumulative percentage of contracted UDA delivered 2018 & 2019



Adjusted Scheduled Activity (UDA)

Month	2018	2019
April	0	0
May	0	398
June	438	743
July	887	
August	1,361	
September	1,858	
October	2,346	
November	3,352	
December	3,352	
January	3,952	
February	4,582	
March	5,452	
April	5,452	
May	6,172	
June	6,173	

QUALITY

	Quantity	Base Number	Contract	AT	Region	England
% of FP17s for the same patient ID Re-attending within 3 months - Children	8	200	4.0%	11.0%	11.0%	11.5%
% of FP17s for the same patient ID Re-attending within 3 months - Adults	89	696	12.8%	14.8%	15.3%	15.4%
% of FP17s for the same patient ID Re-attending between 3 & 9 months - Children	145	200	72.5%	59.0%	61.2%	58.9%
% of FP17s for the same patient ID Re-attending between 3 & 9 months - Adults	490	696	70.4%	49.5%	52.9%	51.6%
% of FP17s for Band 1 Urgent Courses	26	478	5.4%	9.7%	9.4%	8.9%
% of FP17s Relating to Free Repair or Replacements	1	478	0.2%	0.7%	0.7%	0.8%
% of FP17s Relating to Continuations	4	478	0.8%	0.7%	0.9%	0.9%
% of Patients satisfied with the dentistry they have received	1	1	N/A	94.8%	93.6%	93.2%
% of Patients satisfied with the time they had to wait for an appointment	1	1	N/A	88.9%	88.8%	88.8%

* This is based on patients treated on this contract for their most recent course of treatment. Figures in italics indicate the base number of FP17s or Patient Questionnaire responses are less than 100. N/A is shown where the base number of responses is less than 10 during the period. % is calculated as Quantity/Base number*100

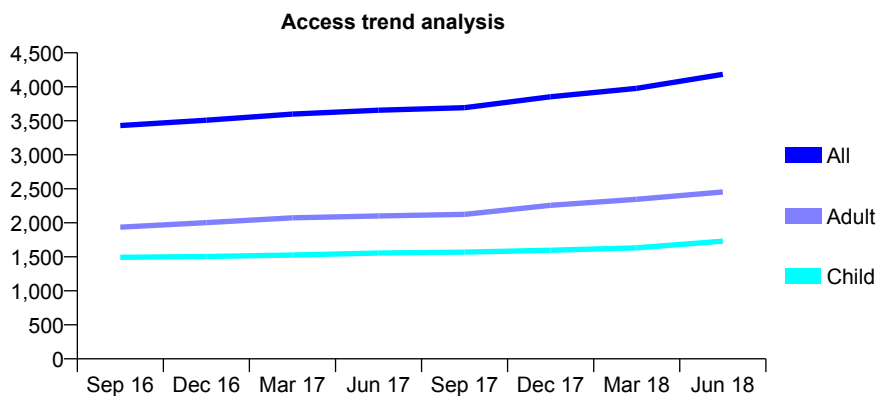
Q69 - Vital Signs At a Glance Contract Report for 678279/0001 - June 2018

Name or company name	MR C WONG
Contract type name	GDS Contract
Purpose of contract	General
Contract start date	01/04/2006
Contract end date	

18/19 Contracted general activity (UDA)	9,000
Carry forward general activity (UDA)	0
18/19 Contracted orthodontic activity (UOA)	0
Carry forward orthodontic activity (UOA)	0
Baseline contract value	£234,057.20

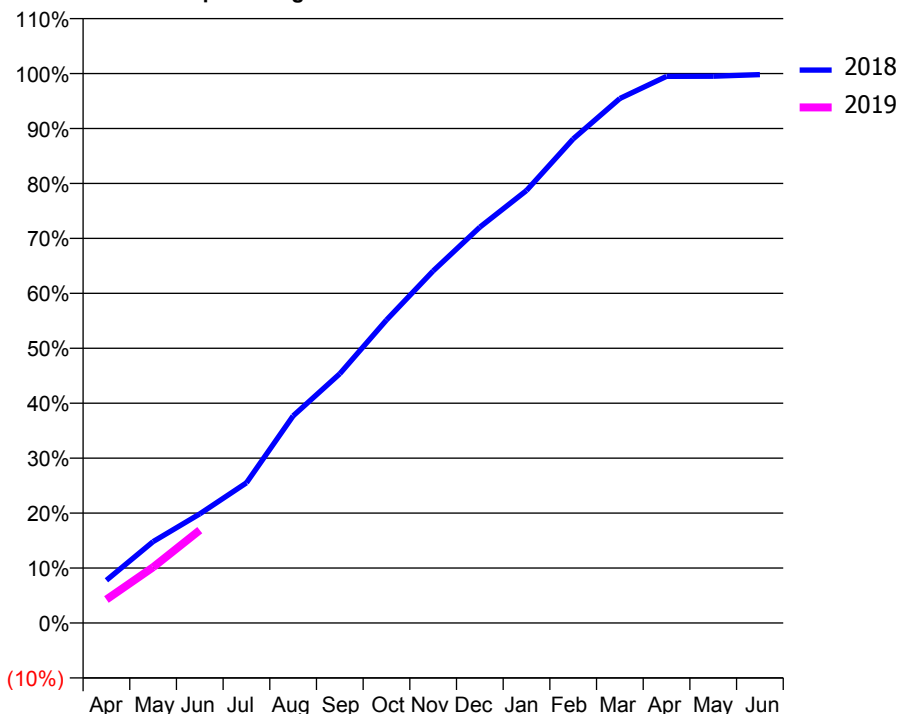
ACCESS*

Patients seen in 24 months	Total	Change since previous quarter
Quarter ending June 2017	3,656	
Quarter ending September 2017	3,694	→
Quarter ending December 2017	3,854	↑
Quarter ending March 2018	3,978	↑
Quarter ending June 2018	4,183	↑
Variance since June 2017	14.4%	↑



ACTIVITY

Cumulative percentage of contracted UDA delivered 2018 & 2019



Month	Adjusted Scheduled Activity (UDA)	
	2018	2019
April	701	385
May	1,333	913
June	1,787	1,521
July	2,296	
August	3,392	
September	4,084	
October	4,963	
November	5,766	
December	6,483	
January	7,083	
February	7,930	
March	8,591	
April	8,953	
May	8,955	
June	8,981	

QUALITY

	Quantity	Base Number	Contract	AT	Region	England
% of FP17s for the same patient ID Re-attending within 3 months - Children	41	693	5.9%	11.0%	11.0%	11.5%
% of FP17s for the same patient ID Re-attending within 3 months - Adults	102	745	13.7%	14.8%	15.3%	15.4%
% of FP17s for the same patient ID Re-attending between 3 & 9 months - Children	390	693	56.3%	59.0%	61.2%	58.9%
% of FP17s for the same patient ID Re-attending between 3 & 9 months - Adults	338	745	45.4%	49.5%	52.9%	51.6%
% of FP17s for Band 1 Urgent Courses	26	802	3.2%	9.7%	9.4%	8.9%
% of FP17s Relating to Free Repair or Replacements	1	802	0.1%	0.7%	0.7%	0.8%
% of FP17s Relating to Continuations	6	802	0.7%	0.7%	0.9%	0.9%
% of Patients satisfied with the dentistry they have received	4	4	N/A	94.8%	93.6%	93.2%
% of Patients satisfied with the time they had to wait for an appointment	3	4	N/A	88.9%	88.8%	88.8%

* This is based on patients treated on this contract for their most recent course of treatment. Figures in italics indicate the base number of FP17s or Patient Questionnaire responses are less than 100. N/A is shown where the base number of responses is less than 10 during the period. % is calculated as Quantity/Base number*100

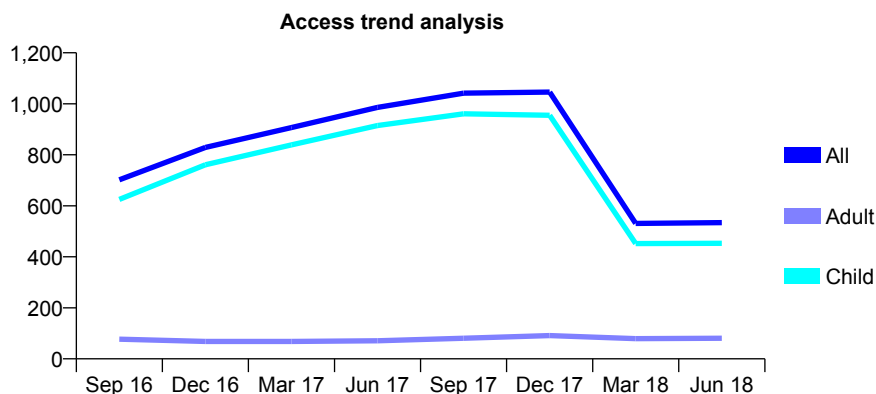
Q69 - Vital Signs At a Glance Contract Report for 678600/0001 - June 2018

Name or company name	MISS CE MCCLELLAND
Contract type name	GDS Contract
Purpose of contract	General
Contract start date	01/04/2006
Contract end date	

18/19 Contracted general activity (UDA)	1,700
Carry forward general activity (UDA)	0
18/19 Contracted orthodontic activity (UOA)	0
Carry forward orthodontic activity (UOA)	0
Baseline contract value	£40,653.60

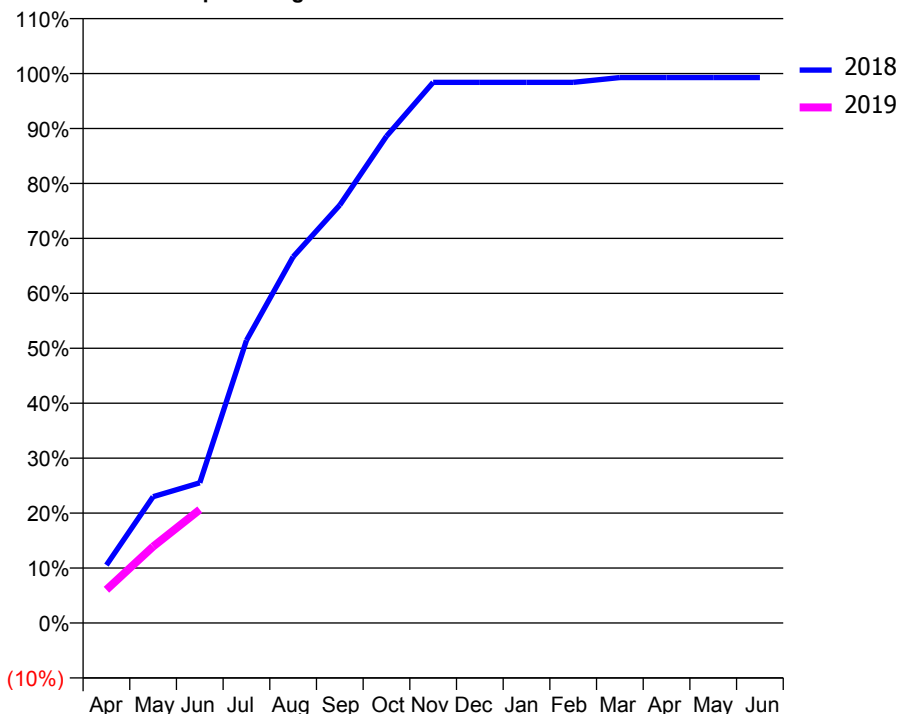
ACCESS*

Patients seen in 24 months	Total	Change since previous quarter
Quarter ending June 2017	986	
Quarter ending September 2017	1,042	↑
Quarter ending December 2017	1,046	→
Quarter ending March 2018	531	↓
Quarter ending June 2018	534	→
Variance since June 2017	(45.8%)	↓



ACTIVITY

Cumulative percentage of contracted UDA delivered 2018 & 2019



Adjusted Scheduled Activity (UDA)

Month	2018	2019
April	179	103
May	391	237
June	434	351
July	874	
August	1,133	
September	1,293	
October	1,506	
November	1,673	
December	1,673	
January	1,673	
February	1,673	
March	1,688	
April	1,688	
May	1,688	
June	1,688	

QUALITY

	Quantity	Base Number	Contract	AT	Region	England
% of FP17s for the same patient ID Re-attending within 3 months - Children	4	232	1.7%	11.0%	11.0%	11.5%
% of FP17s for the same patient ID Re-attending within 3 months - Adults	0	12	0.0%	14.8%	15.3%	15.4%
% of FP17s for the same patient ID Re-attending between 3 & 9 months - Children	88	232	37.9%	59.0%	61.2%	58.9%
% of FP17s for the same patient ID Re-attending between 3 & 9 months - Adults	6	12	50.0%	49.5%	52.9%	51.6%
% of FP17s for Band 1 Urgent Courses	10	235	4.3%	9.7%	9.4%	8.9%
% of FP17s Relating to Free Repair or Replacements	0	235	0.0%	0.7%	0.7%	0.8%
% of FP17s Relating to Continuations	0	235	0.0%	0.7%	0.9%	0.9%
% of Patients satisfied with the dentistry they have received	0	0	N/A	94.8%	93.6%	93.2%
% of Patients satisfied with the time they had to wait for an appointment	0	0	N/A	88.9%	88.8%	88.8%

* This is based on patients treated on this contract for their most recent course of treatment. Figures in italics indicate the base number of FP17s or Patient Questionnaire responses are less than 100. N/A is shown where the base number of responses is less than 10 during the period. % is calculated as Quantity/Base number*100

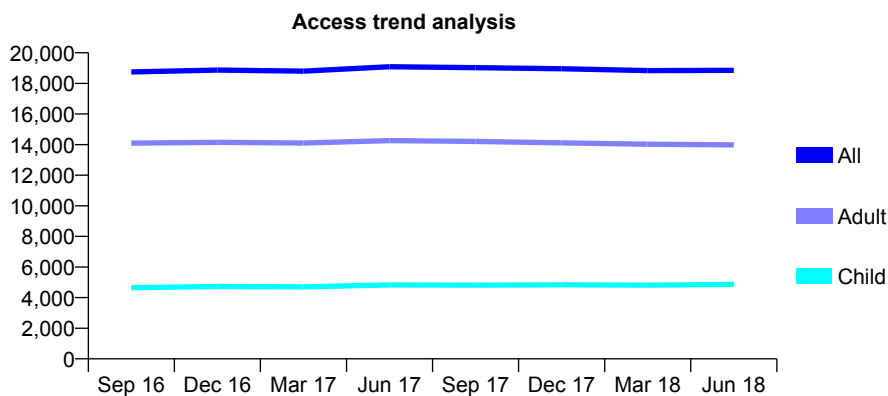
Q69 - Vital Signs At a Glance Contract Report for 678732/0001 - June 2018

Name or company name	MR V MISTRY
Contract type name	GDS Contract
Purpose of contract	General
Contract start date	01/04/2006
Contract end date	

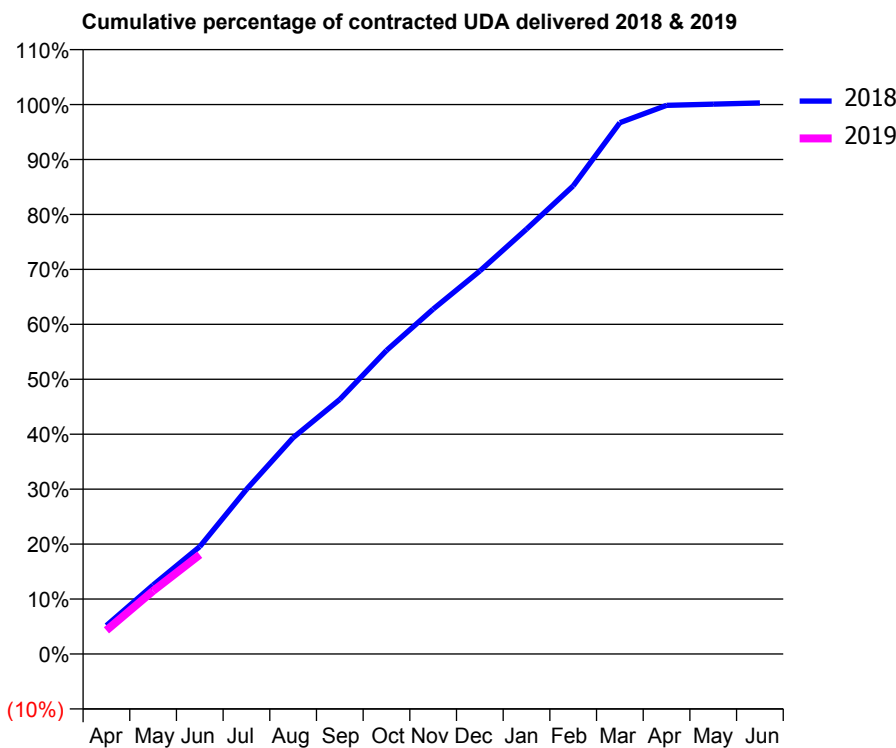
18/19 Contracted general activity (UDA)	40,260
Carry forward general activity (UDA)	0
18/19 Contracted orthodontic activity (UOA)	0
Carry forward orthodontic activity (UOA)	0
Baseline contract value	£1,150,310.11

ACCESS*

Patients seen in 24 months	Total	Change since previous quarter
Quarter ending June 2017	19,090	
Quarter ending September 2017	19,029	→
Quarter ending December 2017	18,955	→
Quarter ending March 2018	18,835	→
Quarter ending June 2018	18,850	→
Variance since June 2017	(1.3%)	↓



ACTIVITY



Month	Adjusted Scheduled Activity (UDA)	
	2018	2019
April	2,167	1,737
May	5,254	4,626
June	8,181	7,271
July	12,539	
August	16,488	
September	19,398	
October	23,129	
November	26,278	
December	29,186	
January	32,379	
February	35,671	
March	40,483	
April	41,801	
May	41,898	
June	41,988	

QUALITY

	Quantity	Base Number	Contract	AT	Region	England
% of FP17s for the same patient ID Re-attending within 3 months - Children	135	1,433	9.4%	11.0%	11.0%	11.5%
% of FP17s for the same patient ID Re-attending within 3 months - Adults	733	3,757	19.5%	14.8%	15.3%	15.4%
% of FP17s for the same patient ID Re-attending between 3 & 9 months - Children	614	1,433	42.8%	59.0%	61.2%	58.9%
% of FP17s for the same patient ID Re-attending between 3 & 9 months - Adults	1,369	3,757	36.4%	49.5%	52.9%	51.6%
% of FP17s for Band 1 Urgent Courses	582	3,577	16.3%	9.7%	9.4%	8.9%
% of FP17s Relating to Free Repair or Replacements	63	3,577	1.8%	0.7%	0.7%	0.8%
% of FP17s Relating to Continuations	26	3,577	0.7%	0.7%	0.9%	0.9%
% of Patients satisfied with the dentistry they have received	9	9	N/A	94.8%	93.6%	93.2%
% of Patients satisfied with the time they had to wait for an appointment	6	9	N/A	88.9%	88.8%	88.8%

* This is based on patients treated on this contract for their most recent course of treatment. Figures in italics indicate the base number of FP17s or Patient Questionnaire responses are less than 100. N/A is shown where the base number of responses is less than 10 during the period. % is calculated as Quantity/Base number*100

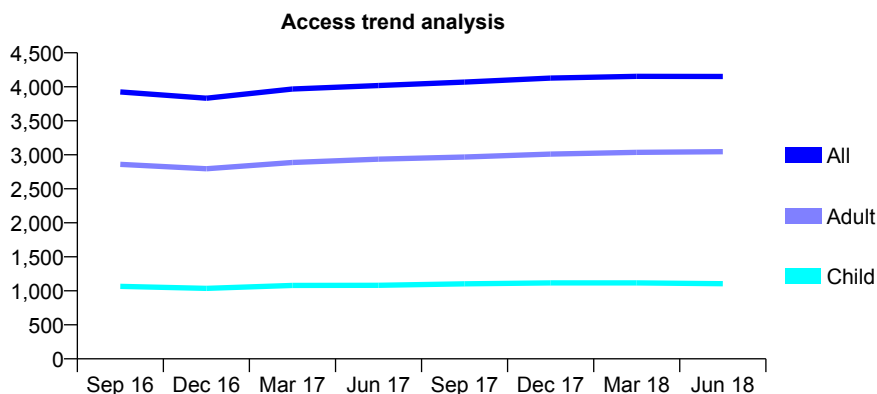
Q69 - Vital Signs At a Glance Contract Report for 683396/0001 - June 2018

Name or company name	Bourbon Street Dental Care
Contract type name	GDS Contract
Purpose of contract	General
Contract start date	01/04/2006
Contract end date	

18/19 Contracted general activity (UDA)	11,630
Carry forward general activity (UDA)	0
18/19 Contracted orthodontic activity (UOA)	0
Carry forward orthodontic activity (UOA)	0
Baseline contract value	£359,721.19

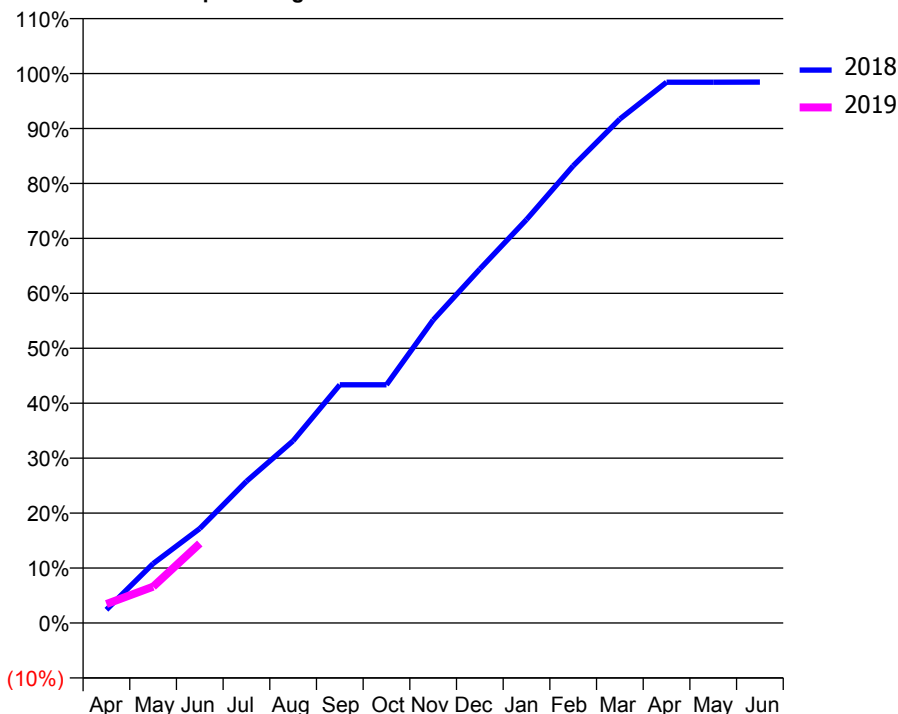
ACCESS*

Patients seen in 24 months	Total	Change since previous quarter
Quarter ending June 2017	4,018	
Quarter ending September 2017	4,070	→
Quarter ending December 2017	4,128	→
Quarter ending March 2018	4,153	→
Quarter ending June 2018	4,152	→
Variance since June 2017	3.3%	↑



ACTIVITY

Cumulative percentage of contracted UDA delivered 2018 & 2019



Adjusted Scheduled Activity (UDA)

Month	2018	2019
April	281	402
May	1,258	768
June	1,999	1,684
July	2,998	
August	3,858	
September	5,042	
October	5,042	
November	6,415	
December	7,491	
January	8,540	
February	9,676	
March	10,666	
April	11,446	
May	11,445	
June	11,449	

QUALITY

	Quantity	Base Number	Contract	AT	Region	England
% of FP17s for the same patient ID Re-attending within 3 months - Children	16	289	5.5%	11.0%	11.0%	11.5%
% of FP17s for the same patient ID Re-attending within 3 months - Adults	77	723	10.7%	14.8%	15.3%	15.4%
% of FP17s for the same patient ID Re-attending between 3 & 9 months - Children	137	289	47.4%	59.0%	61.2%	58.9%
% of FP17s for the same patient ID Re-attending between 3 & 9 months - Adults	230	723	31.8%	49.5%	52.9%	51.6%
% of FP17s for Band 1 Urgent Courses	33	728	4.5%	9.7%	9.4%	8.9%
% of FP17s Relating to Free Repair or Replacements	4	728	0.5%	0.7%	0.7%	0.8%
% of FP17s Relating to Continuations	18	728	2.5%	0.7%	0.9%	0.9%
% of Patients satisfied with the dentistry they have received	2	2	N/A	94.8%	93.6%	93.2%
% of Patients satisfied with the time they had to wait for an appointment	2	2	N/A	88.9%	88.8%	88.8%

* This is based on patients treated on this contract for their most recent course of treatment. Figures in italics indicate the base number of FP17s or Patient Questionnaire responses are less than 100. N/A is shown where the base number of responses is less than 10 during the period. % is calculated as Quantity/Base number*100

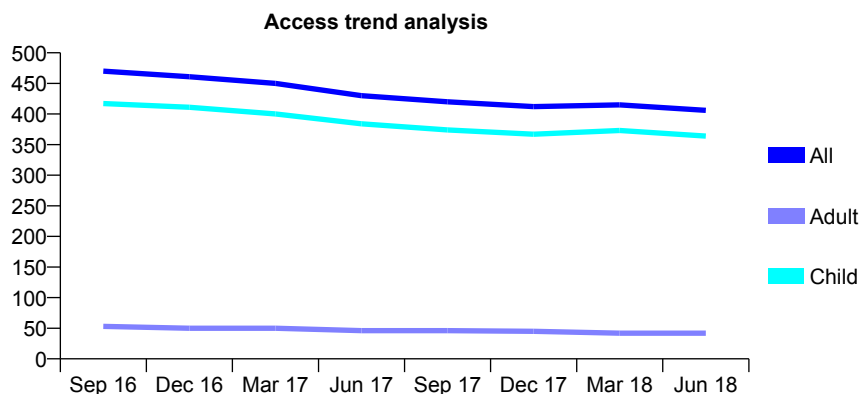
Q69 - Vital Signs At a Glance Contract Report for 683760/0001 - June 2018

Name or company name	MR CJ MORRIS
Contract type name	GDS Contract
Purpose of contract	General
Contract start date	01/12/2013
Contract end date	

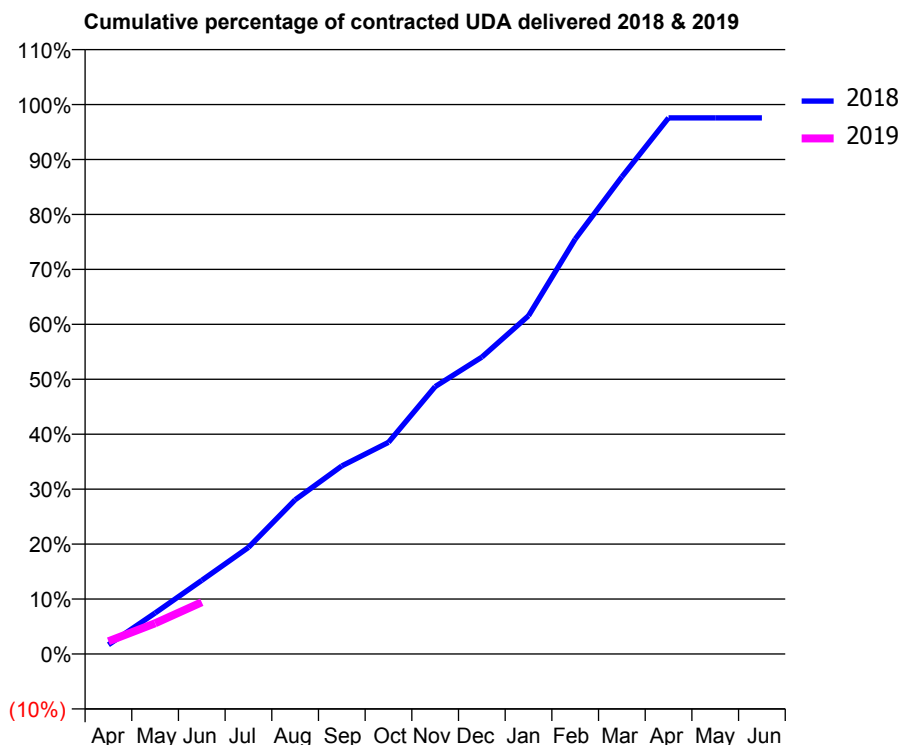
18/19 Contracted general activity (UDA)	1,443
Carry forward general activity (UDA)	0
18/19 Contracted orthodontic activity (UOA)	0
Carry forward orthodontic activity (UOA)	0
Baseline contract value	£29,469.46

ACCESS*

Patients seen in 24 months	Total	Change since previous quarter
Quarter ending June 2017	430	
Quarter ending September 2017	420	↓
Quarter ending December 2017	412	↓
Quarter ending March 2018	415	→
Quarter ending June 2018	406	↓
Variance since June 2017	(5.6%)	↓



ACTIVITY



Month	Adjusted Scheduled Activity (UDA)	
	2018	2019
April	24	33
May	108	81
June	193	136
July	280	
August	405	
September	494	
October	556	
November	702	
December	780	
January	888	
February	1,089	
March	1,253	
April	1,408	
May	1,408	
June	1,408	

QUALITY

	Quantity	Base Number	Contract	AT	Region	England
% of FP17s for the same patient ID Re-attending within 3 months - Children	10	116	8.6%	11.0%	11.0%	11.5%
% of FP17s for the same patient ID Re-attending within 3 months - Adults	0	5	0.0%	14.8%	15.3%	15.4%
% of FP17s for the same patient ID Re-attending between 3 & 9 months - Children	73	116	62.9%	59.0%	61.2%	58.9%
% of FP17s for the same patient ID Re-attending between 3 & 9 months - Adults	1	5	20.0%	49.5%	52.9%	51.6%
% of FP17s for Band 1 Urgent Courses	5	67	7.5%	9.7%	9.4%	8.9%
% of FP17s Relating to Free Repair or Replacements	0	67	0.0%	0.7%	0.7%	0.8%
% of FP17s Relating to Continuations	0	67	0.0%	0.7%	0.9%	0.9%
% of Patients satisfied with the dentistry they have received	1	1	N/A	94.8%	93.6%	93.2%
% of Patients satisfied with the time they had to wait for an appointment	1	1	N/A	88.9%	88.8%	88.8%

* This is based on patients treated on this contract for their most recent course of treatment. Figures in italics indicate the base number of FP17s or Patient Questionnaire responses are less than 100. N/A is shown where the base number of responses is less than 10 during the period. % is calculated as Quantity/Base number*100

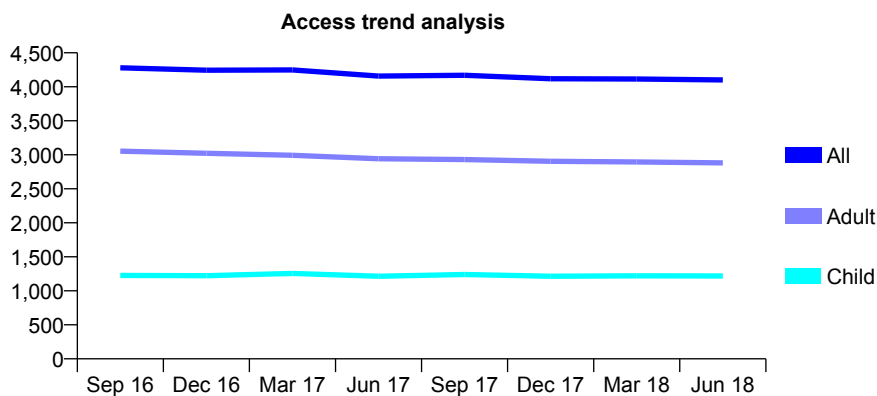
Q69 - Vital Signs At a Glance Contract Report for 684163/0001 - June 2018

Name or company name	MR PW NILAND
Contract type name	GDS Contract
Purpose of contract	General
Contract start date	01/11/2007
Contract end date	

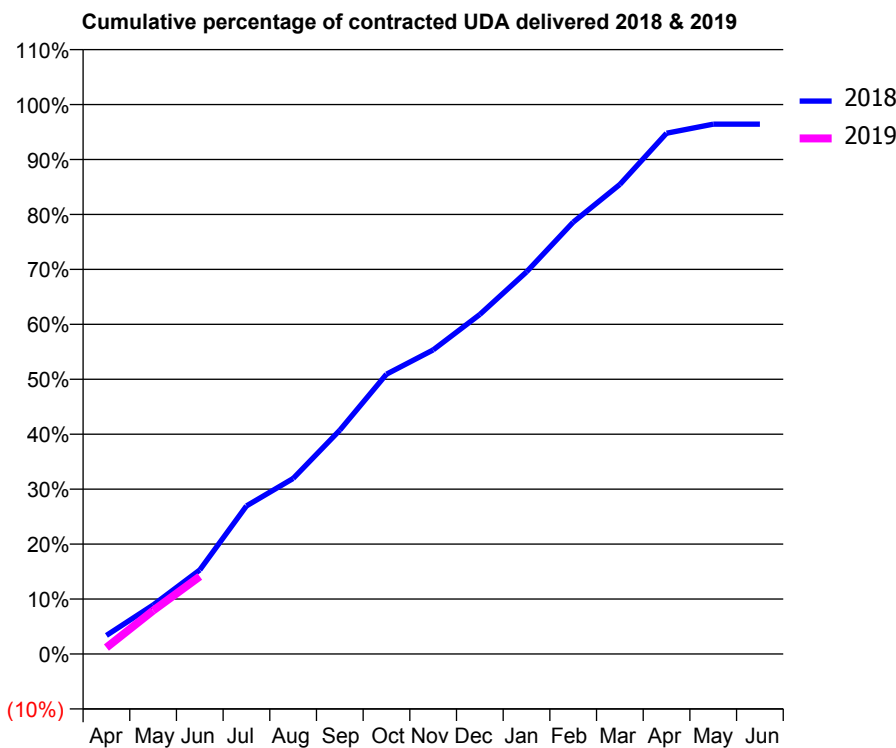
18/19 Contracted general activity (UDA)	10,400
Carry forward general activity (UDA)	0
18/19 Contracted orthodontic activity (UOA)	0
Carry forward orthodontic activity (UOA)	0
Baseline contract value	£304,778.54

ACCESS*

Patients seen in 24 months	Total	Change since previous quarter
Quarter ending June 2017	4,158	
Quarter ending September 2017	4,170	→
Quarter ending December 2017	4,119	↓
Quarter ending March 2018	4,115	→
Quarter ending June 2018	4,101	→
Variance since June 2017	(1.4%)	↓



ACTIVITY



Month	Adjusted Scheduled Activity (UDA)	
	2018	2019
April	353	123
May	927	822
June	1,591	1,467
July	2,803	
August	3,324	
September	4,236	
October	5,297	
November	5,756	
December	6,427	
January	7,232	
February	8,173	
March	8,887	
April	9,857	
May	10,028	
June	10,028	

QUALITY

	Quantity	Base Number	Contract	AT	Region	England
% of FP17s for the same patient ID Re-attending within 3 months - Children	33	426	7.7%	11.0%	11.0%	11.5%
% of FP17s for the same patient ID Re-attending within 3 months - Adults	121	842	14.4%	14.8%	15.3%	15.4%
% of FP17s for the same patient ID Re-attending between 3 & 9 months - Children	213	426	50.0%	59.0%	61.2%	58.9%
% of FP17s for the same patient ID Re-attending between 3 & 9 months - Adults	308	842	36.6%	49.5%	52.9%	51.6%
% of FP17s for Band 1 Urgent Courses	40	817	4.9%	9.7%	9.4%	8.9%
% of FP17s Relating to Free Repair or Replacements	2	817	0.2%	0.7%	0.7%	0.8%
% of FP17s Relating to Continuations	40	817	4.9%	0.7%	0.9%	0.9%
% of Patients satisfied with the dentistry they have received	6	6	N/A	94.8%	93.6%	93.2%
% of Patients satisfied with the time they had to wait for an appointment	5	6	N/A	88.9%	88.8%	88.8%

* This is based on patients treated on this contract for their most recent course of treatment. Figures in italics indicate the base number of FP17s or Patient Questionnaire responses are less than 100. N/A is shown where the base number of responses is less than 10 during the period. % is calculated as Quantity/Base number*100

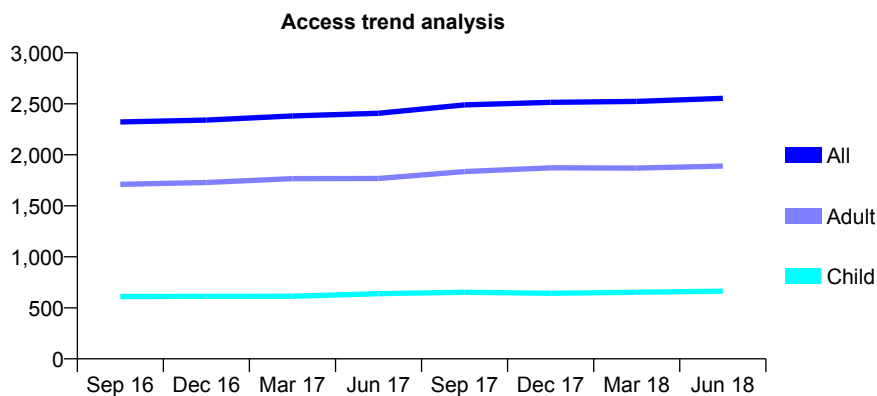
Q69 - Vital Signs At a Glance Contract Report for 688118/0001 - June 2018

Name or company name	MR C SANTODOMINGO RUBIDO
Contract type name	GDS Contract
Purpose of contract	General
Contract start date	01/04/2014
Contract end date	

18/19 Contracted general activity (UDA)	7,974
Carry forward general activity (UDA)	0
18/19 Contracted orthodontic activity (UOA)	0
Carry forward orthodontic activity (UOA)	0
Baseline contract value	£198,901.53

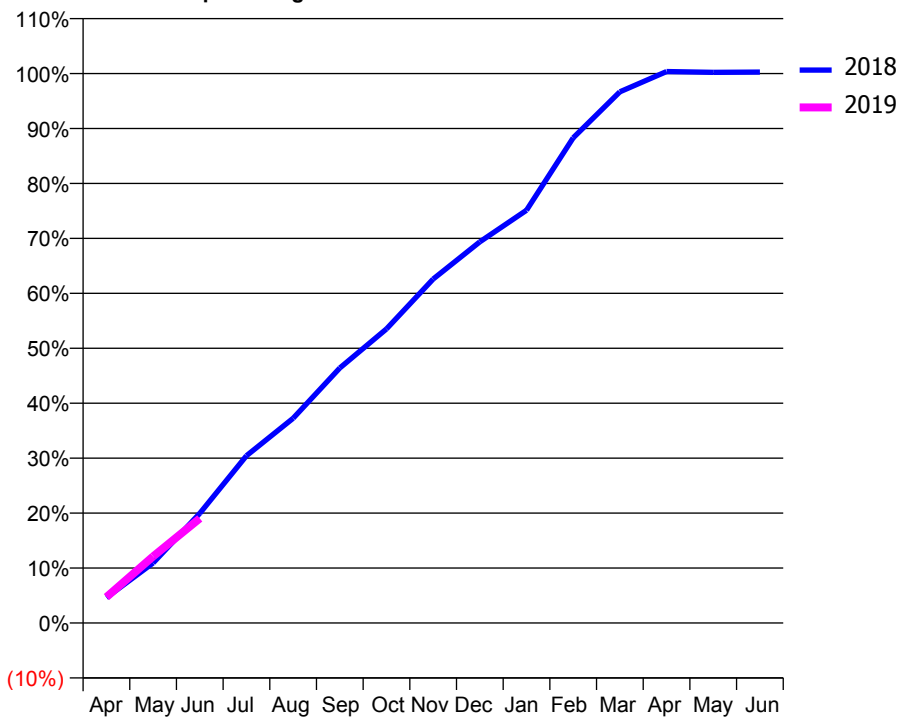
ACCESS*

Patients seen in 24 months	Total	Change since previous quarter
Quarter ending June 2017	2,407	
Quarter ending September 2017	2,489	↑
Quarter ending December 2017	2,515	→
Quarter ending March 2018	2,523	→
Quarter ending June 2018	2,553	→
Variance since June 2017	6.1%	↑



ACTIVITY

Cumulative percentage of contracted UDA delivered 2018 & 2019



Month	Adjusted Scheduled Activity (UDA)	
	2018	2019
April	369	376
May	871	966
June	1,592	1,518
July	2,427	
August	2,971	
September	3,700	
October	4,268	
November	4,992	
December	5,532	
January	5,989	
February	7,041	
March	7,708	
April	8,003	
May	7,992	
June	7,995	

QUALITY

	Quantity	Base Number	Contract	AT	Region	England
% of FP17s for the same patient ID Re-attending within 3 months - Children	11	202	5.4%	11.0%	11.0%	11.5%
% of FP17s for the same patient ID Re-attending within 3 months - Adults	36	444	8.1%	14.8%	15.3%	15.4%
% of FP17s for the same patient ID Re-attending between 3 & 9 months - Children	99	202	49.0%	59.0%	61.2%	58.9%
% of FP17s for the same patient ID Re-attending between 3 & 9 months - Adults	201	444	45.3%	49.5%	52.9%	51.6%
% of FP17s for Band 1 Urgent Courses	32	560	5.7%	9.7%	9.4%	8.9%
% of FP17s Relating to Free Repair or Replacements	2	560	0.4%	0.7%	0.7%	0.8%
% of FP17s Relating to Continuations	0	560	0.0%	0.7%	0.9%	0.9%
% of Patients satisfied with the dentistry they have received	6	6	N/A	94.8%	93.6%	93.2%
% of Patients satisfied with the time they had to wait for an appointment	5	6	N/A	88.9%	88.8%	88.8%

* This is based on patients treated on this contract for their most recent course of treatment. Figures in italics indicate the base number of FP17s or Patient Questionnaire responses are less than 100. N/A is shown where the base number of responses is less than 10 during the period. % is calculated as Quantity/Base number*100

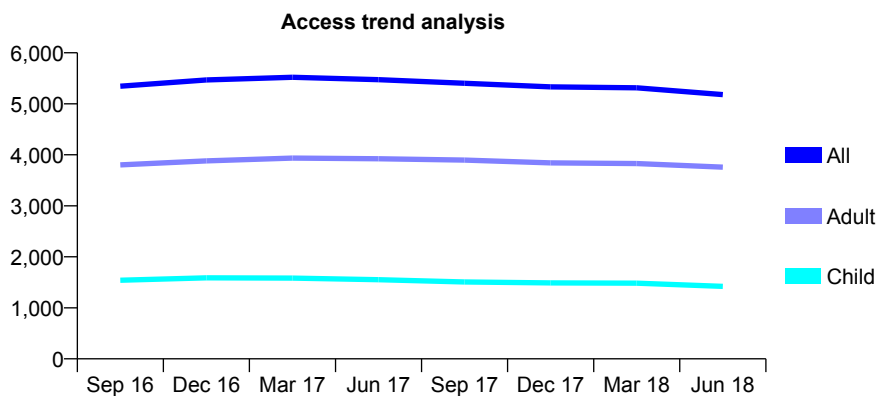
Q69 - Vital Signs At a Glance Contract Report for 689955/0001 - June 2018

Name or company name	MR DS MALLI
Contract type name	GDS Contract
Purpose of contract	General
Contract start date	01/10/2014
Contract end date	

18/19 Contracted general activity (UDA)	12,508
Carry forward general activity (UDA)	0
18/19 Contracted orthodontic activity (UOA)	0
Carry forward orthodontic activity (UOA)	0
Baseline contract value	£343,414.54

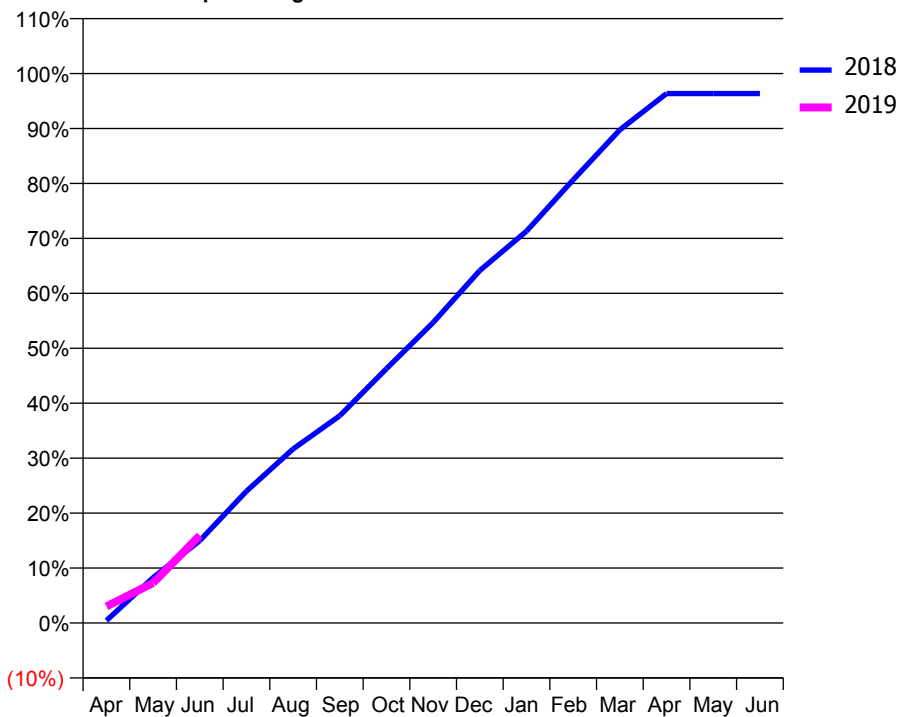
ACCESS*

Patients seen in 24 months	Total	Change since previous quarter
Quarter ending June 2017	5,473	
Quarter ending September 2017	5,403	↓
Quarter ending December 2017	5,332	↓
Quarter ending March 2018	5,313	→
Quarter ending June 2018	5,180	↓
Variance since June 2017	(5.4%)	↓



ACTIVITY

Cumulative percentage of contracted UDA delivered 2018 & 2019



Adjusted Scheduled Activity (UDA)

Month	2018	2019
April	55	377
May	1,035	911
June	1,876	1,992
July	3,002	
August	3,963	
September	4,718	
October	5,789	
November	6,840	
December	8,024	
January	8,918	
February	10,087	
March	11,225	
April	12,052	
May	12,052	
June	12,052	

QUALITY

	Quantity	Base Number	Contract	AT	Region	England
% of FP17s for the same patient ID Re-attending within 3 months - Children	17	357	4.8%	11.0%	11.0%	11.5%
% of FP17s for the same patient ID Re-attending within 3 months - Adults	107	973	11.0%	14.8%	15.3%	15.4%
% of FP17s for the same patient ID Re-attending between 3 & 9 months - Children	148	357	41.5%	59.0%	61.2%	58.9%
% of FP17s for the same patient ID Re-attending between 3 & 9 months - Adults	453	973	46.6%	49.5%	52.9%	51.6%
% of FP17s for Band 1 Urgent Courses	51	990	5.2%	9.7%	9.4%	8.9%
% of FP17s Relating to Free Repair or Replacements	4	990	0.4%	0.7%	0.7%	0.8%
% of FP17s Relating to Continuations	1	990	0.1%	0.7%	0.9%	0.9%
% of Patients satisfied with the dentistry they have received	4	5	N/A	94.8%	93.6%	93.2%
% of Patients satisfied with the time they had to wait for an appointment	4	5	N/A	88.9%	88.8%	88.8%

* This is based on patients treated on this contract for their most recent course of treatment. Figures in italics indicate the base number of FP17s or Patient Questionnaire responses are less than 100. N/A is shown where the base number of responses is less than 10 during the period. % is calculated as Quantity/Base number*100

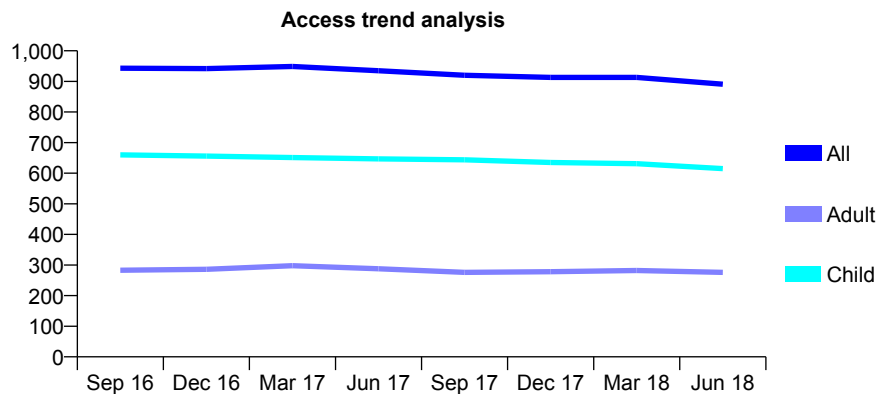
Q69 - Vital Signs At a Glance Contract Report for 691259/0001 - June 2018

Name or company name	MRS N MAJEVADIA
Contract type name	GDS Contract
Purpose of contract	General
Contract start date	01/04/2014
Contract end date	

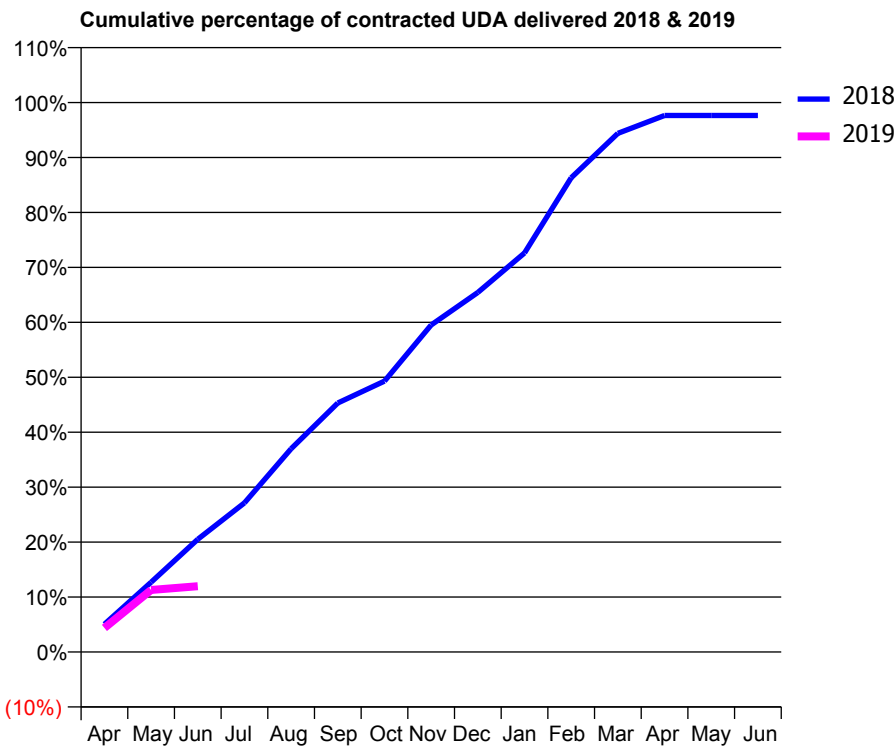
18/19 Contracted general activity (UDA)	2,400
Carry forward general activity (UDA)	0
18/19 Contracted orthodontic activity (UOA)	0
Carry forward orthodontic activity (UOA)	0
Baseline contract value	£55,129.05

ACCESS*

Patients seen in 24 months	Total	Change since previous quarter
Quarter ending June 2017	935	
Quarter ending September 2017	920	↓
Quarter ending December 2017	913	→
Quarter ending March 2018	913	→
Quarter ending June 2018	891	↓
Variance since June 2017	(4.7%)	↓



ACTIVITY



Month	Adjusted Scheduled Activity (UDA)	
	2018	2019
April	121	105
May	305	271
June	492	288
July	651	
August	888	
September	1,088	
October	1,183	
November	1,429	
December	1,570	
January	1,743	
February	2,071	
March	2,265	
April	2,343	
May	2,343	
June	2,343	

QUALITY

	Quantity	Base Number	Contract	AT	Region	England
% of FP17s for the same patient ID Re-attending within 3 months - Children	9	170	5.3%	11.0%	11.0%	11.5%
% of FP17s for the same patient ID Re-attending within 3 months - Adults	8	45	17.8%	14.8%	15.3%	15.4%
% of FP17s for the same patient ID Re-attending between 3 & 9 months - Children	121	170	71.2%	59.0%	61.2%	58.9%
% of FP17s for the same patient ID Re-attending between 3 & 9 months - Adults	23	45	51.1%	49.5%	52.9%	51.6%
% of FP17s for Band 1 Urgent Courses	8	181	4.4%	9.7%	9.4%	8.9%
% of FP17s Relating to Free Repair or Replacements	0	181	0.0%	0.7%	0.7%	0.8%
% of FP17s Relating to Continuations	4	181	2.2%	0.7%	0.9%	0.9%
% of Patients satisfied with the dentistry they have received	0	0	N/A	94.8%	93.6%	93.2%
% of Patients satisfied with the time they had to wait for an appointment	0	0	N/A	88.9%	88.8%	88.8%

* This is based on patients treated on this contract for their most recent course of treatment. Figures in italics indicate the base number of FP17s or Patient Questionnaire responses are less than 100. N/A is shown where the base number of responses is less than 10 during the period. % is calculated as Quantity/Base number*100

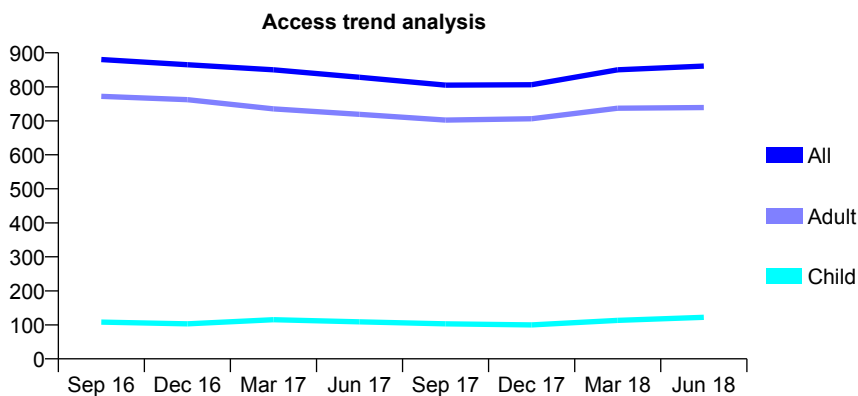
Q69 - Vital Signs At a Glance Contract Report for 691259/0002 - June 2018

Name or company name	MRS N MAJEVADIA
Contract type name	GDS Contract
Purpose of contract	General
Contract start date	01/08/2014
Contract end date	

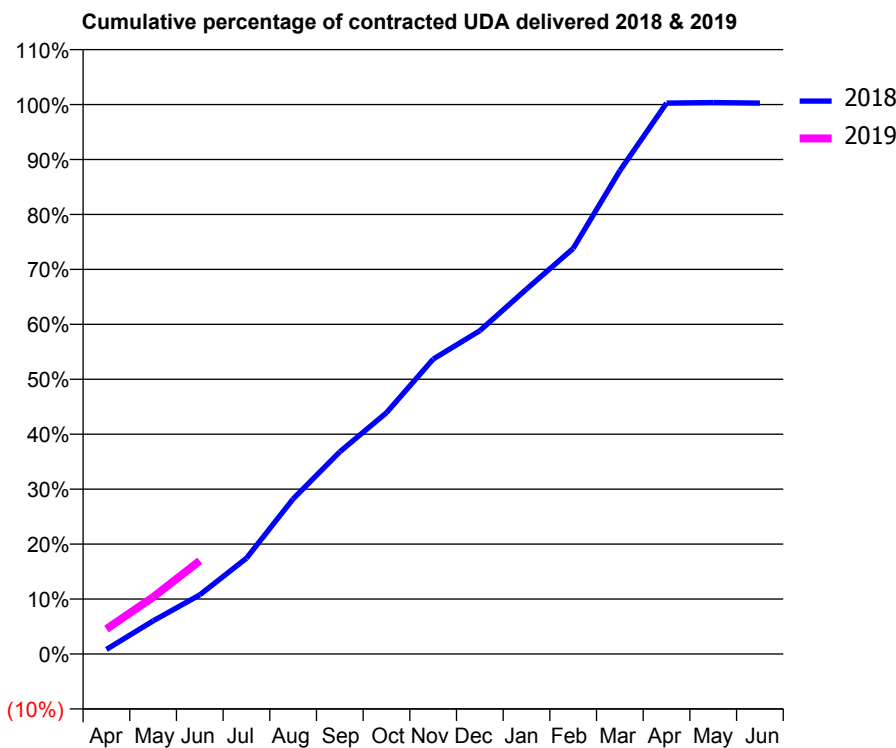
18/19 Contracted general activity (UDA)	3,008
Carry forward general activity (UDA)	0
18/19 Contracted orthodontic activity (UOA)	0
Carry forward orthodontic activity (UOA)	0
Baseline contract value	£72,640.11

ACCESS*

Patients seen in 24 months	Total	Change since previous quarter
Quarter ending June 2017	828	
Quarter ending September 2017	805	↓
Quarter ending December 2017	806	→
Quarter ending March 2018	850	↑
Quarter ending June 2018	861	→
Variance since June 2017	4.0%	↑



ACTIVITY



Month	Adjusted Scheduled Activity (UDA)	
	2018	2019
April	25	137
May	181	311
June	323	511
July	524	
August	849	
September	1,107	
October	1,321	
November	1,614	
December	1,770	
January	1,997	
February	2,220	
March	2,646	
April	3,016	
May	3,019	
June	3,016	

QUALITY

	Quantity	Base Number	Contract	AT	Region	England
% of FP17s for the same patient ID Re-attending within 3 months - Children	4	45	8.9%	11.0%	11.0%	11.5%
% of FP17s for the same patient ID Re-attending within 3 months - Adults	20	253	7.9%	14.8%	15.3%	15.4%
% of FP17s for the same patient ID Re-attending between 3 & 9 months - Children	25	45	55.6%	59.0%	61.2%	58.9%
% of FP17s for the same patient ID Re-attending between 3 & 9 months - Adults	164	253	64.8%	49.5%	52.9%	51.6%
% of FP17s for Band 1 Urgent Courses	13	216	6.0%	9.7%	9.4%	8.9%
% of FP17s Relating to Free Repair or Replacements	0	216	0.0%	0.7%	0.7%	0.8%
% of FP17s Relating to Continuations	1	216	0.5%	0.7%	0.9%	0.9%
% of Patients satisfied with the dentistry they have received	1	1	N/A	94.8%	93.6%	93.2%
% of Patients satisfied with the time they had to wait for an appointment	1	1	N/A	88.9%	88.8%	88.8%

* This is based on patients treated on this contract for their most recent course of treatment. Figures in italics indicate the base number of FP17s or Patient Questionnaire responses are less than 100. N/A is shown where the base number of responses is less than 10 during the period. % is calculated as Quantity/Base number*100

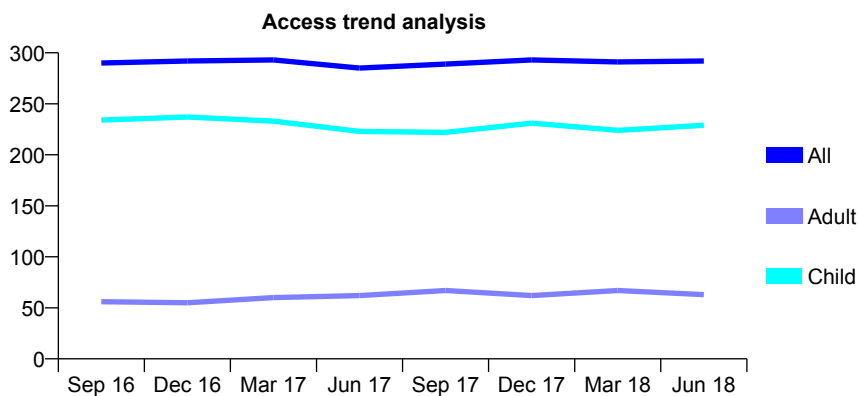
Q69 - Vital Signs At a Glance Contract Report for 725773/0001 - June 2018

Name or company name	MR MC MARTIN
Contract type name	GDS Contract
Purpose of contract	General
Contract start date	01/04/2006
Contract end date	

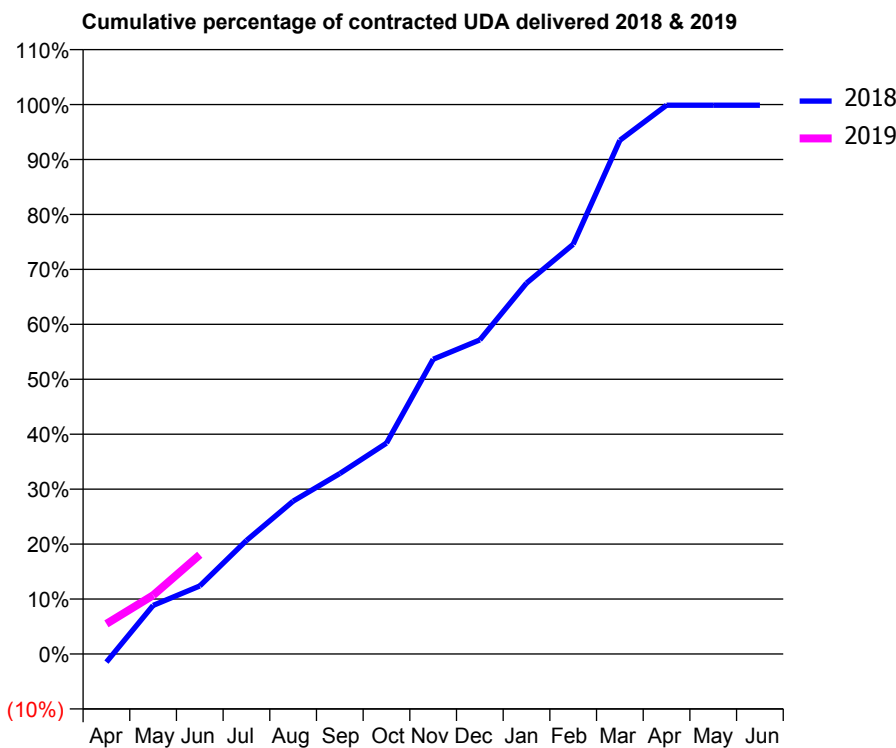
18/19 Contracted general activity (UDA)	600
Carry forward general activity (UDA)	0
18/19 Contracted orthodontic activity (UOA)	0
Carry forward orthodontic activity (UOA)	0
Baseline contract value	£14,354.46

ACCESS*

Patients seen in 24 months	Total	Change since previous quarter
Quarter ending June 2017	285	
Quarter ending September 2017	289	→
Quarter ending December 2017	293	→
Quarter ending March 2018	291	→
Quarter ending June 2018	292	→
Variance since June 2017	2.5%	↑



ACTIVITY



Month	Adjusted Scheduled Activity (UDA)	
	2018	2019
April	-9	33
May	53	64
June	74	108
July	124	
August	167	
September	197	
October	230	
November	322	
December	343	
January	405	
February	447	
March	561	
April	599	
May	599	
June	599	

QUALITY

	Quantity	Base Number	Contract	AT	Region	England
% of FP17s for the same patient ID Re-attending within 3 months - Children	5	92	5.4%	11.0%	11.0%	11.5%
% of FP17s for the same patient ID Re-attending within 3 months - Adults	0	20	0.0%	14.8%	15.3%	15.4%
% of FP17s for the same patient ID Re-attending between 3 & 9 months - Children	64	92	69.6%	59.0%	61.2%	58.9%
% of FP17s for the same patient ID Re-attending between 3 & 9 months - Adults	12	20	60.0%	49.5%	52.9%	51.6%
% of FP17s for Band 1 Urgent Courses	2	88	2.3%	9.7%	9.4%	8.9%
% of FP17s Relating to Free Repair or Replacements	0	88	0.0%	0.7%	0.7%	0.8%
% of FP17s Relating to Continuations	0	88	0.0%	0.7%	0.9%	0.9%
% of Patients satisfied with the dentistry they have received	0	0	N/A	94.8%	93.6%	93.2%
% of Patients satisfied with the time they had to wait for an appointment	0	0	N/A	88.9%	88.8%	88.8%

* This is based on patients treated on this contract for their most recent course of treatment. Figures in italics indicate the base number of FP17s or Patient Questionnaire responses are less than 100. N/A is shown where the base number of responses is less than 10 during the period. % is calculated as Quantity/Base number*100

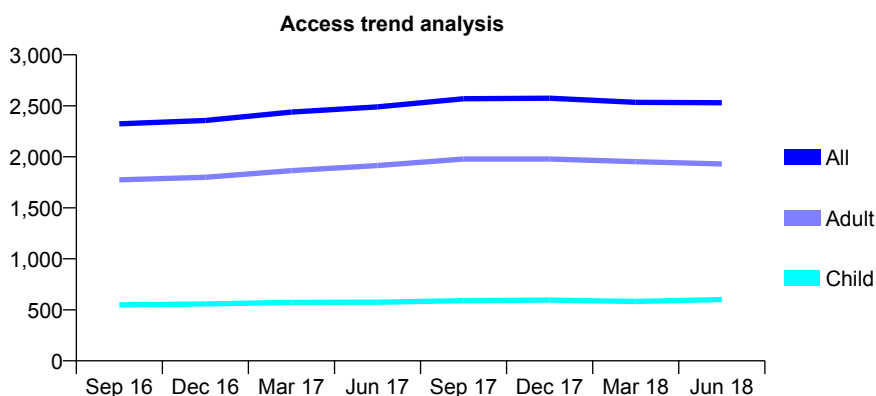
Q69 - Vital Signs At a Glance Contract Report for 736686/0002 - June 2018

Name or company name	MR DA DUFFY
Contract type name	GDS Contract
Purpose of contract	General
Contract start date	01/04/2006
Contract end date	

18/19 Contracted general activity (UDA)	6,186
Carry forward general activity (UDA)	0
18/19 Contracted orthodontic activity (UOA)	0
Carry forward orthodontic activity (UOA)	0
Baseline contract value	£163,049.47

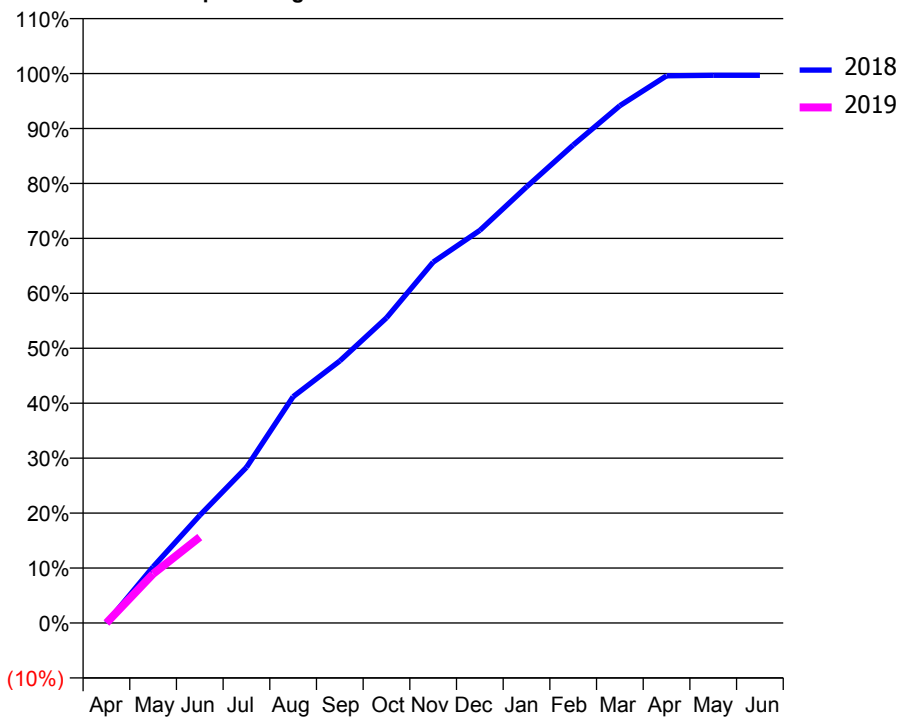
ACCESS*

Patients seen in 24 months	Total	Change since previous quarter
Quarter ending June 2017	2,490	
Quarter ending September 2017	2,569	↑
Quarter ending December 2017	2,575	→
Quarter ending March 2018	2,534	↓
Quarter ending June 2018	2,530	→
Variance since June 2017	1.6%	→



ACTIVITY

Cumulative percentage of contracted UDA delivered 2018 & 2019



Month	Adjusted Scheduled Activity (UDA)	
	2018	2019
April	0	0
May	633	553
June	1,213	967
July	1,753	
August	2,548	
September	2,951	
October	3,436	
November	4,063	
December	4,420	
January	4,910	
February	5,381	
March	5,824	
April	6,160	
May	6,166	
June	6,166	

QUALITY

	Quantity	Base Number	Contract	AT	Region	England
% of FP17s for the same patient ID Re-attending within 3 months - Children	10	210	4.8%	11.0%	11.0%	11.5%
% of FP17s for the same patient ID Re-attending within 3 months - Adults	44	610	7.2%	14.8%	15.3%	15.4%
% of FP17s for the same patient ID Re-attending between 3 & 9 months - Children	102	210	48.6%	59.0%	61.2%	58.9%
% of FP17s for the same patient ID Re-attending between 3 & 9 months - Adults	392	610	64.3%	49.5%	52.9%	51.6%
% of FP17s for Band 1 Urgent Courses	45	636	7.1%	9.7%	9.4%	8.9%
% of FP17s Relating to Free Repair or Replacements	1	636	0.2%	0.7%	0.7%	0.8%
% of FP17s Relating to Continuations	0	636	0.0%	0.7%	0.9%	0.9%
% of Patients satisfied with the dentistry they have received	1	1	N/A	94.8%	93.6%	93.2%
% of Patients satisfied with the time they had to wait for an appointment	1	1	N/A	88.9%	88.8%	88.8%

* This is based on patients treated on this contract for their most recent course of treatment. Figures in italics indicate the base number of FP17s or Patient Questionnaire responses are less than 100. N/A is shown where the base number of responses is less than 10 during the period. % is calculated as Quantity/Base number*100

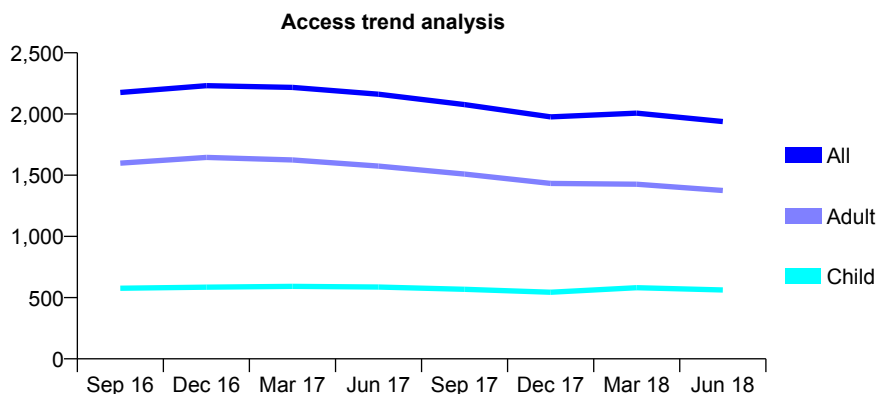
Q69 - Vital Signs At a Glance Contract Report for 737356/0001 - June 2018

Name or company name	MISS MJ HARDMAN
Contract type name	GDS Contract
Purpose of contract	General
Contract start date	01/04/2006
Contract end date	

18/19 Contracted general activity (UDA)	6,493
Carry forward general activity (UDA)	0
18/19 Contracted orthodontic activity (UOA)	0
Carry forward orthodontic activity (UOA)	0
Baseline contract value	£155,008.07

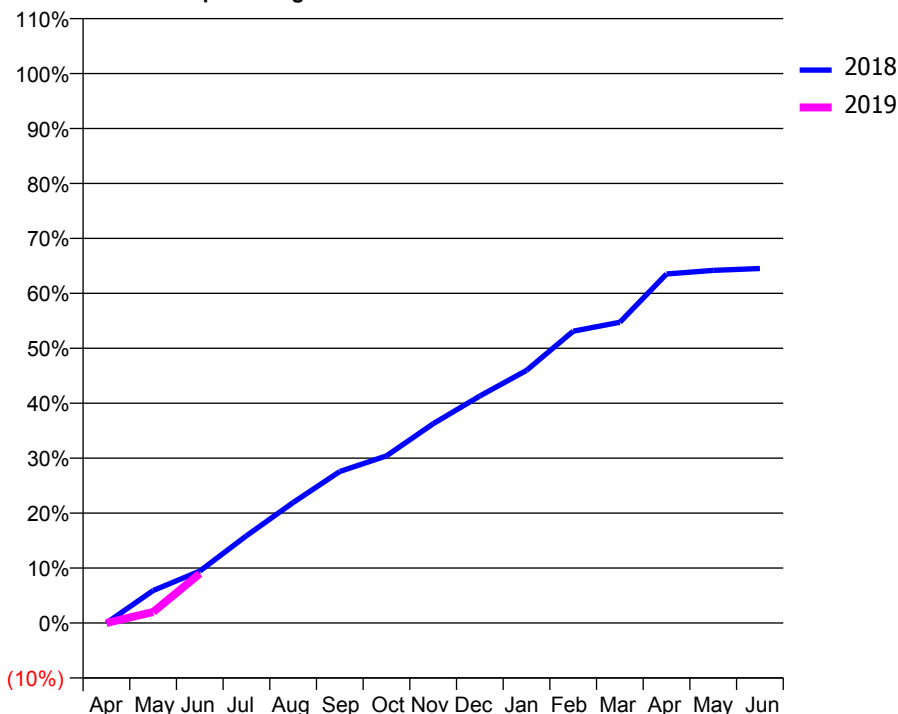
ACCESS*

Patients seen in 24 months	Total	Change since previous quarter
Quarter ending June 2017	2,162	
Quarter ending September 2017	2,077	↓
Quarter ending December 2017	1,977	↓
Quarter ending March 2018	2,007	→
Quarter ending June 2018	1,938	↓
Variance since June 2017	(10.4%)	↓



ACTIVITY

Cumulative percentage of contracted UDA delivered 2018 & 2019



Adjusted Scheduled Activity (UDA)		
Month	2018	2019
April	0	0
May	384	130
June	614	583
July	1,031	
August	1,424	
September	1,791	
October	1,975	
November	2,355	
December	2,683	
January	2,986	
February	3,449	
March	3,553	
April	4,124	
May	4,167	
June	4,189	

QUALITY

	Quantity	Base Number	Contract	AT	Region	England
% of FP17s for the same patient ID Re-attending within 3 months - Children	7	261	2.7%	11.0%	11.0%	11.5%
% of FP17s for the same patient ID Re-attending within 3 months - Adults	25	436	5.7%	14.8%	15.3%	15.4%
% of FP17s for the same patient ID Re-attending between 3 & 9 months - Children	175	261	67.0%	59.0%	61.2%	58.9%
% of FP17s for the same patient ID Re-attending between 3 & 9 months - Adults	270	436	61.9%	49.5%	52.9%	51.6%
% of FP17s for Band 1 Urgent Courses	6	325	1.8%	9.7%	9.4%	8.9%
% of FP17s Relating to Free Repair or Replacements	3	325	0.9%	0.7%	0.7%	0.8%
% of FP17s Relating to Continuations	0	325	0.0%	0.7%	0.9%	0.9%
% of Patients satisfied with the dentistry they have received	0	0	N/A	94.8%	93.6%	93.2%
% of Patients satisfied with the time they had to wait for an appointment	0	0	N/A	88.9%	88.8%	88.8%

* This is based on patients treated on this contract for their most recent course of treatment. Figures in italics indicate the base number of FP17s or Patient Questionnaire responses are less than 100. N/A is shown where the base number of responses is less than 10 during the period. % is calculated as Quantity/Base number*100

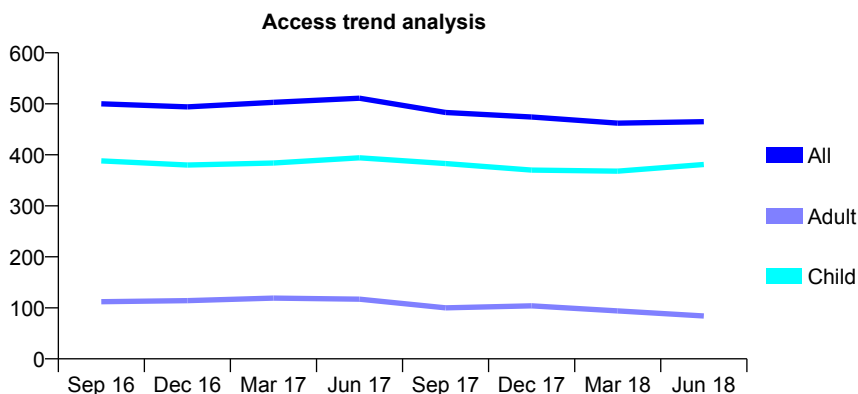
Q69 - Vital Signs At a Glance Contract Report for 740616/0001 - June 2018

Name or company name	MR R PARMAR
Contract type name	GDS Contract
Purpose of contract	General
Contract start date	01/04/2006
Contract end date	

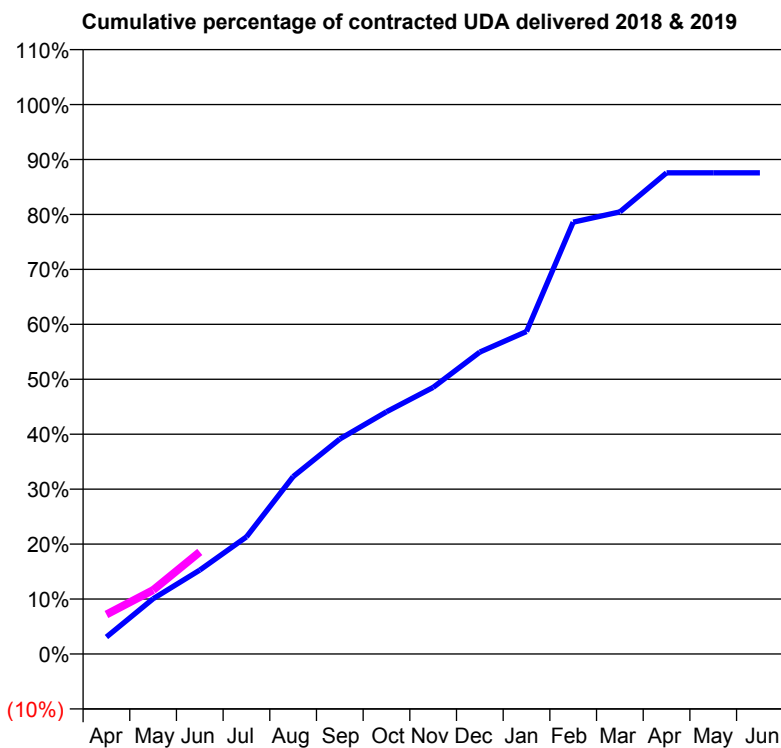
18/19 Contracted general activity (UDA)	750
Carry forward general activity (UDA)	0
18/19 Contracted orthodontic activity (UOA)	0
Carry forward orthodontic activity (UOA)	0
Baseline contract value	£16,609.39

ACCESS*

Patients seen in 24 months	Total	Change since previous quarter
Quarter ending June 2017	511	
Quarter ending September 2017	483	↓
Quarter ending December 2017	474	↓
Quarter ending March 2018	462	↓
Quarter ending June 2018	465	→
Variance since June 2017	(9.0%)	↓



ACTIVITY



Month	Adjusted Scheduled Activity (UDA)	
	2018	2019
April	23	54
May	75	87
June	115	139
July	160	
August	242	
September	293	
October	331	
November	364	
December	412	
January	440	
February	589	
March	603	
April	657	
May	657	
June	657	

QUALITY

	Quantity	Base Number	Contract	AT	Region	England
% of FP17s for the same patient ID Re-attending within 3 months - Children	6	159	3.8%	11.0%	11.0%	11.5%
% of FP17s for the same patient ID Re-attending within 3 months - Adults	1	7	14.3%	14.8%	15.3%	15.4%
% of FP17s for the same patient ID Re-attending between 3 & 9 months - Children	86	159	54.1%	59.0%	61.2%	58.9%
% of FP17s for the same patient ID Re-attending between 3 & 9 months - Adults	1	7	14.3%	49.5%	52.9%	51.6%
% of FP17s for Band 1 Urgent Courses	2	121	1.7%	9.7%	9.4%	8.9%
% of FP17s Relating to Free Repair or Replacements	0	121	0.0%	0.7%	0.7%	0.8%
% of FP17s Relating to Continuations	0	121	0.0%	0.7%	0.9%	0.9%
% of Patients satisfied with the dentistry they have received	1	1	N/A	94.8%	93.6%	93.2%
% of Patients satisfied with the time they had to wait for an appointment	1	1	N/A	88.9%	88.8%	88.8%

* This is based on patients treated on this contract for their most recent course of treatment. Figures in italics indicate the base number of FP17s or Patient Questionnaire responses are less than 100. N/A is shown where the base number of responses is less than 10 during the period. % is calculated as Quantity/Base number*100

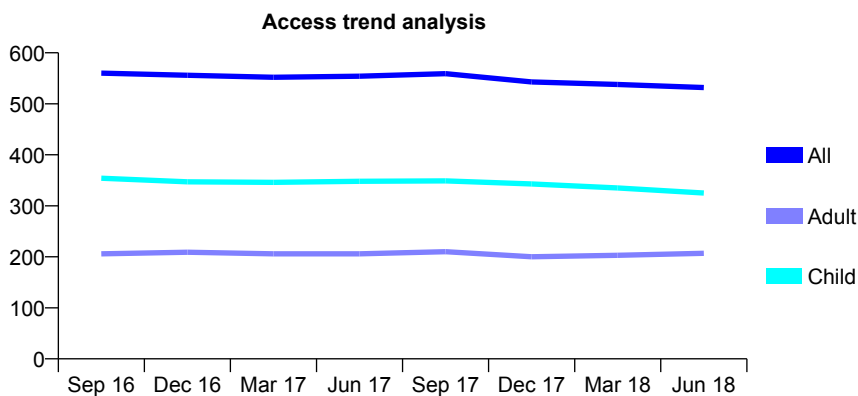
Q69 - Vital Signs At a Glance Contract Report for 741523/0001 - June 2018

Name or company name	MR JE MILLER
Contract type name	GDS Contract
Purpose of contract	General
Contract start date	01/07/2007
Contract end date	

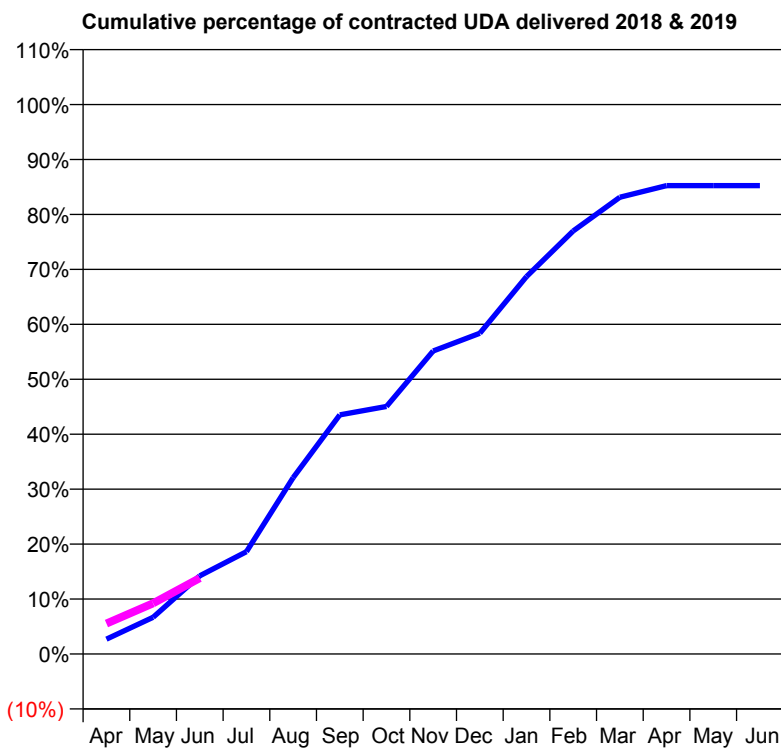
18/19 Contracted general activity (UDA)	850
Carry forward general activity (UDA)	0
18/19 Contracted orthodontic activity (UOA)	0
Carry forward orthodontic activity (UOA)	0
Baseline contract value	£20,328.33

ACCESS*

Patients seen in 24 months	Total	Change since previous quarter
Quarter ending June 2017	554	
Quarter ending September 2017	559	→
Quarter ending December 2017	543	↓
Quarter ending March 2018	538	→
Quarter ending June 2018	532	↓
Variance since June 2017	(4.0%)	↓



ACTIVITY



Month	Adjusted Scheduled Activity (UDA)	
	2018	2019
April	23	47
May	57	78
June	121	117
July	158	
August	273	
September	370	
October	383	
November	469	
December	496	
January	584	
February	654	
March	707	
April	725	
May	725	
June	725	

QUALITY

	Quantity	Base Number	Contract	AT	Region	England
% of FP17s for the same patient ID Re-attending within 3 months - Children	1	73	1.4%	11.0%	11.0%	11.5%
% of FP17s for the same patient ID Re-attending within 3 months - Adults	0	38	0.0%	14.8%	15.3%	15.4%
% of FP17s for the same patient ID Re-attending between 3 & 9 months - Children	42	73	57.5%	59.0%	61.2%	58.9%
% of FP17s for the same patient ID Re-attending between 3 & 9 months - Adults	22	38	57.9%	49.5%	52.9%	51.6%
% of FP17s for Band 1 Urgent Courses	2	97	2.1%	9.7%	9.4%	8.9%
% of FP17s Relating to Free Repair or Replacements	0	97	0.0%	0.7%	0.7%	0.8%
% of FP17s Relating to Continuations	0	97	0.0%	0.7%	0.9%	0.9%
% of Patients satisfied with the dentistry they have received	0	0	N/A	94.8%	93.6%	93.2%
% of Patients satisfied with the time they had to wait for an appointment	0	0	N/A	88.9%	88.8%	88.8%

* This is based on patients treated on this contract for their most recent course of treatment. Figures in italics indicate the base number of FP17s or Patient Questionnaire responses are less than 100. N/A is shown where the base number of responses is less than 10 during the period. % is calculated as Quantity/Base number*100

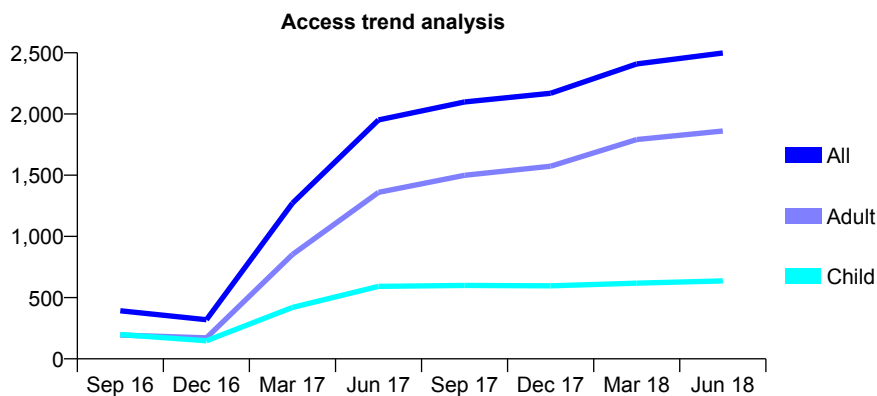
Q69 - Vital Signs At a Glance Contract Report for 746762/0001 - June 2018

Name or company name	MR S BHATIA
Contract type name	GDS Contract
Purpose of contract	General
Contract start date	01/04/2006
Contract end date	

18/19 Contracted general activity (UDA)	7,056
Carry forward general activity (UDA)	0
18/19 Contracted orthodontic activity (UOA)	0
Carry forward orthodontic activity (UOA)	0
Baseline contract value	£177,080.00

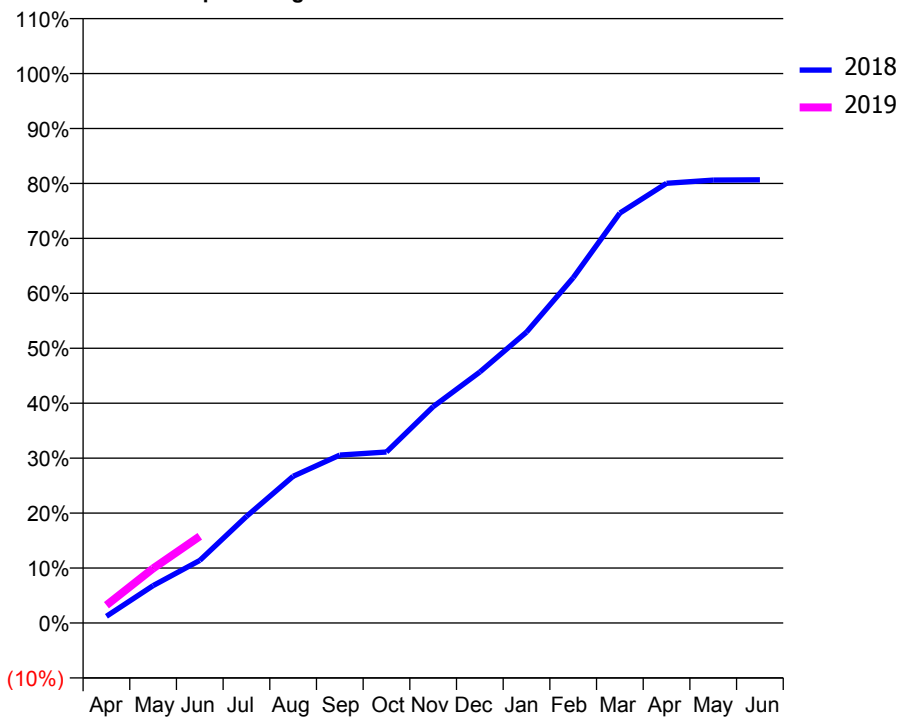
ACCESS*

Patients seen in 24 months	Total	Change since previous quarter
Quarter ending June 2017	1,952	
Quarter ending September 2017	2,099	↑
Quarter ending December 2017	2,169	↑
Quarter ending March 2018	2,409	↑
Quarter ending June 2018	2,498	↑
Variance since June 2017	28.0%	↑



ACTIVITY

Cumulative percentage of contracted UDA delivered 2018 & 2019



Adjusted Scheduled Activity (UDA)

Month	2018	2019
April	87	228
May	481	702
June	805	1,115
July	1,370	
August	1,884	
September	2,156	
October	2,195	
November	2,778	
December	3,224	
January	3,735	
February	4,435	
March	5,264	
April	5,646	
May	5,688	
June	5,691	

QUALITY

	Quantity	Base Number	Contract	AT	Region	England
% of FP17s for the same patient ID Re-attending within 3 months - Children	12	215	5.6%	11.0%	11.0%	11.5%
% of FP17s for the same patient ID Re-attending within 3 months - Adults	104	605	17.2%	14.8%	15.3%	15.4%
% of FP17s for the same patient ID Re-attending between 3 & 9 months - Children	128	215	59.5%	59.0%	61.2%	58.9%
% of FP17s for the same patient ID Re-attending between 3 & 9 months - Adults	322	605	53.2%	49.5%	52.9%	51.6%
% of FP17s for Band 1 Urgent Courses	63	604	10.4%	9.7%	9.4%	8.9%
% of FP17s Relating to Free Repair or Replacements	9	604	1.5%	0.7%	0.7%	0.8%
% of FP17s Relating to Continuations	3	604	0.5%	0.7%	0.9%	0.9%
% of Patients satisfied with the dentistry they have received	5	5	N/A	94.8%	93.6%	93.2%
% of Patients satisfied with the time they had to wait for an appointment	4	5	N/A	88.9%	88.8%	88.8%

* This is based on patients treated on this contract for their most recent course of treatment. Figures in italics indicate the base number of FP17s or Patient Questionnaire responses are less than 100. N/A is shown where the base number of responses is less than 10 during the period. % is calculated as Quantity/Base number*100

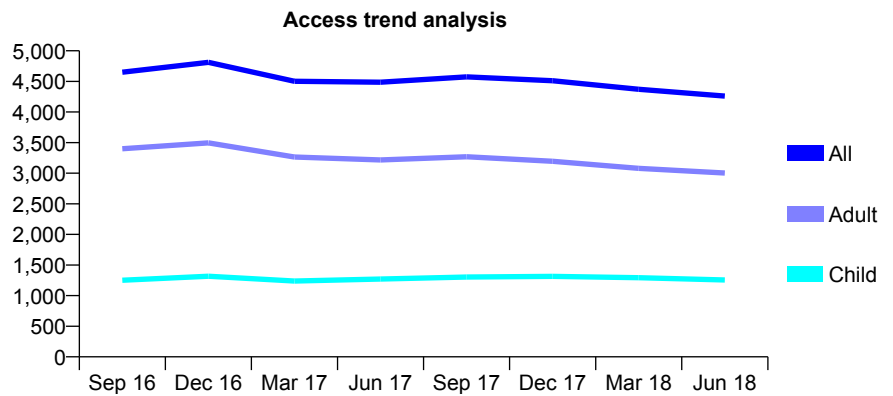
Q69 - Vital Signs At a Glance Contract Report for 746762/0002 - June 2018

Name or company name	MR S BHATIA
Contract type name	GDS Contract
Purpose of contract	General
Contract start date	01/04/2006
Contract end date	

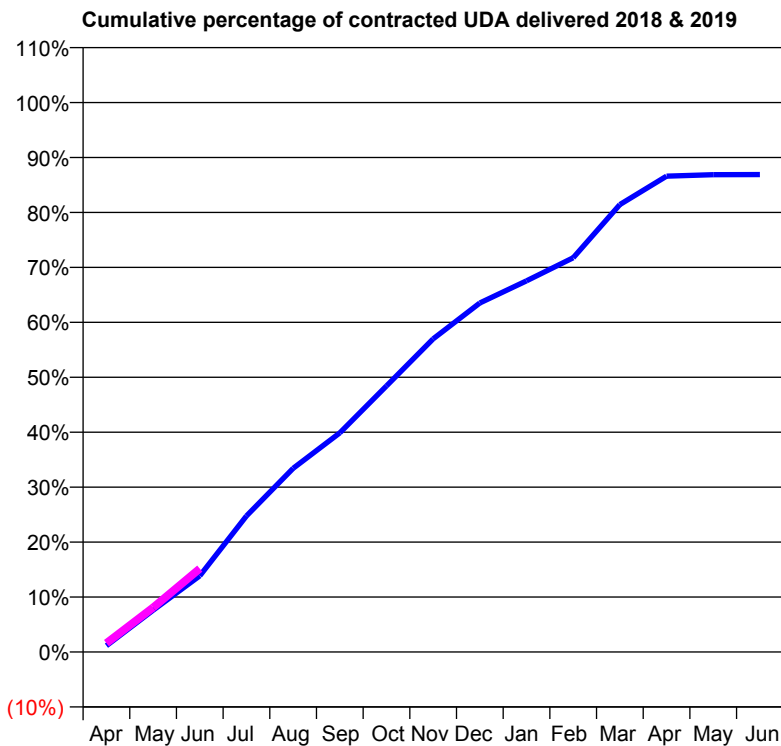
18/19 Contracted general activity (UDA)	8,311
Carry forward general activity (UDA)	0
18/19 Contracted orthodontic activity (UOA)	0
Carry forward orthodontic activity (UOA)	0
Baseline contract value	£216,542.75

ACCESS*

Patients seen in 24 months	Total	Change since previous quarter
Quarter ending June 2017	4,488	
Quarter ending September 2017	4,573	→
Quarter ending December 2017	4,510	↓
Quarter ending March 2018	4,372	↓
Quarter ending June 2018	4,260	↓
Variance since June 2017	(5.1%)	↓



ACTIVITY



Month	Adjusted Scheduled Activity (UDA)	
	2018	2019
April	96	135
May	632	673
June	1,153	1,261
July	2,058	
August	2,779	
September	3,316	
October	4,024	
November	4,736	
December	5,278	
January	5,615	
February	5,963	
March	6,767	
April	7,198	
May	7,219	
June	7,221	

QUALITY

	Quantity	Base Number	Contract	AT	Region	England
% of FP17s for the same patient ID Re-attending within 3 months - Children	16	339	4.7%	11.0%	11.0%	11.5%
% of FP17s for the same patient ID Re-attending within 3 months - Adults	54	657	8.2%	14.8%	15.3%	15.4%
% of FP17s for the same patient ID Re-attending between 3 & 9 months - Children	161	339	47.5%	59.0%	61.2%	58.9%
% of FP17s for the same patient ID Re-attending between 3 & 9 months - Adults	222	657	33.8%	49.5%	52.9%	51.6%
% of FP17s for Band 1 Urgent Courses	44	752	5.9%	9.7%	9.4%	8.9%
% of FP17s Relating to Free Repair or Replacements	5	752	0.7%	0.7%	0.7%	0.8%
% of FP17s Relating to Continuations	3	752	0.4%	0.7%	0.9%	0.9%
% of Patients satisfied with the dentistry they have received	7	7	N/A	94.8%	93.6%	93.2%
% of Patients satisfied with the time they had to wait for an appointment	7	7	N/A	88.9%	88.8%	88.8%

* This is based on patients treated on this contract for their most recent course of treatment. Figures in italics indicate the base number of FP17s or Patient Questionnaire responses are less than 100. N/A is shown where the base number of responses is less than 10 during the period. % is calculated as Quantity/Base number*100

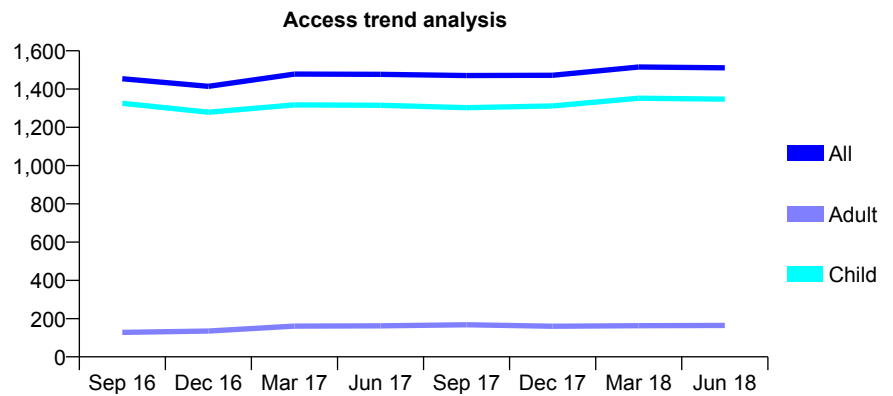
Q69 - Vital Signs At a Glance Contract Report for 749664/0001 - June 2018

Name or company name	MISS BB KANAS
Contract type name	GDS Contract
Purpose of contract	General
Contract start date	01/04/2006
Contract end date	

18/19 Contracted general activity (UDA)	2,650
Carry forward general activity (UDA)	0
18/19 Contracted orthodontic activity (UOA)	0
Carry forward orthodontic activity (UOA)	0
Baseline contract value	£63,371.18

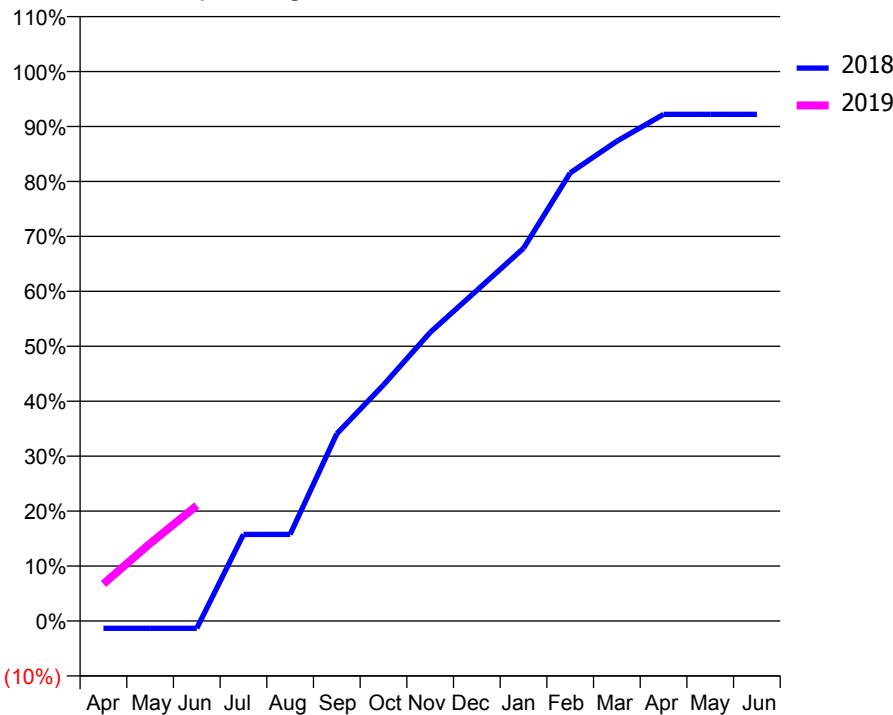
ACCESS*

Patients seen in 24 months	Total	Change since previous quarter
Quarter ending June 2017	1,477	
Quarter ending September 2017	1,471	→
Quarter ending December 2017	1,472	→
Quarter ending March 2018	1,515	↑
Quarter ending June 2018	1,511	→
Variance since June 2017	2.3%	↑



ACTIVITY

Cumulative percentage of contracted UDA delivered 2018 & 2019



Month	Adjusted Scheduled Activity (UDA)	
	2018	2019
April	-36	179
May	-36	374
June	-36	556
July	417	
August	417	
September	903	
October	1,139	
November	1,392	
December	1,595	
January	1,798	
February	2,161	
March	2,314	
April	2,444	
May	2,444	
June	2,444	

QUALITY

	Quantity	Base Number	Contract	AT	Region	England
% of FP17s for the same patient ID Re-attending within 3 months - Children	39	466	8.4%	11.0%	11.0%	11.5%
% of FP17s for the same patient ID Re-attending within 3 months - Adults	1	16	6.3%	14.8%	15.3%	15.4%
% of FP17s for the same patient ID Re-attending between 3 & 9 months - Children	281	466	60.3%	59.0%	61.2%	58.9%
% of FP17s for the same patient ID Re-attending between 3 & 9 months - Adults	10	16	62.5%	49.5%	52.9%	51.6%
% of FP17s for Band 1 Urgent Courses	12	404	3.0%	9.7%	9.4%	8.9%
% of FP17s Relating to Free Repair or Replacements	0	404	0.0%	0.7%	0.7%	0.8%
% of FP17s Relating to Continuations	0	404	0.0%	0.7%	0.9%	0.9%
% of Patients satisfied with the dentistry they have received	2	2	N/A	94.8%	93.6%	93.2%
% of Patients satisfied with the time they had to wait for an appointment	2	2	N/A	88.9%	88.8%	88.8%

* This is based on patients treated on this contract for their most recent course of treatment. Figures in italics indicate the base number of FP17s or Patient Questionnaire responses are less than 100. N/A is shown where the base number of responses is less than 10 during the period. % is calculated as Quantity/Base number*100

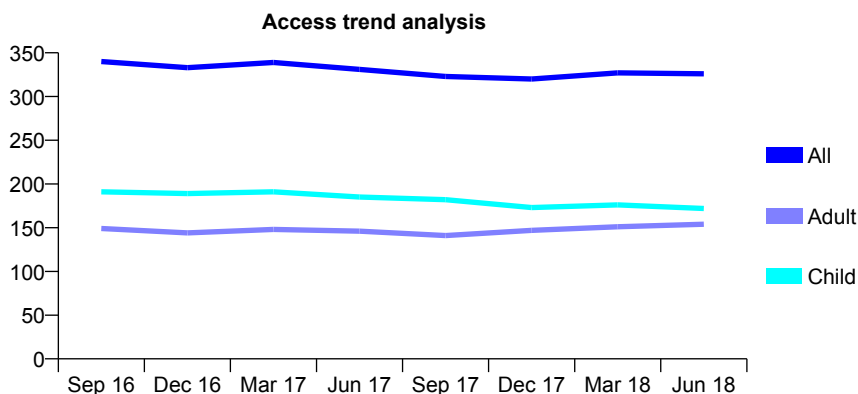
Q69 - Vital Signs At a Glance Contract Report for 754730/0001 - June 2018

Name or company name	MR D SCHOFIELD
Contract type name	GDS Contract
Purpose of contract	General
Contract start date	01/04/2006
Contract end date	

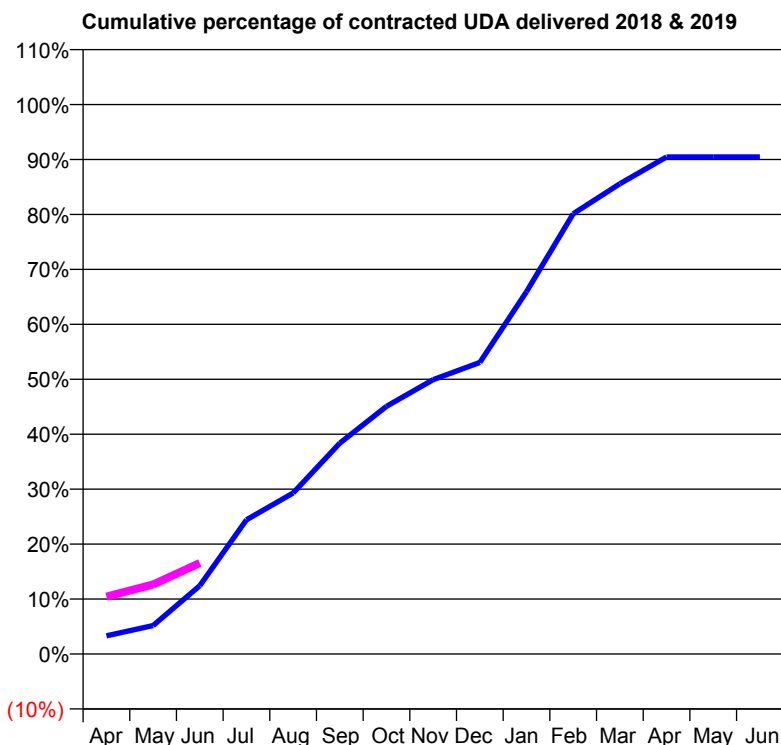
18/19 Contracted general activity (UDA)	645
Carry forward general activity (UDA)	0
18/19 Contracted orthodontic activity (UOA)	0
Carry forward orthodontic activity (UOA)	0
Baseline contract value	£14,611.46

ACCESS*

Patients seen in 24 months	Total	Change since previous quarter
Quarter ending June 2017	331	
Quarter ending September 2017	323	↓
Quarter ending December 2017	320	→
Quarter ending March 2018	327	↑
Quarter ending June 2018	326	→
Variance since June 2017	(1.5%)	↓



ACTIVITY



Month	Adjusted Scheduled Activity (UDA)	
	2018	2019
April	21	67
May	33	82
June	80	107
July	158	
August	189	
September	248	
October	291	
November	322	
December	342	
January	425	
February	517	
March	552	
April	583	
May	583	
June	583	

QUALITY

	Quantity	Base Number	Contract	AT	Region	England
% of FP17s for the same patient ID Re-attending within 3 months - Children	3	77	3.9%	11.0%	11.0%	11.5%
% of FP17s for the same patient ID Re-attending within 3 months - Adults	5	38	13.2%	14.8%	15.3%	15.4%
% of FP17s for the same patient ID Re-attending between 3 & 9 months - Children	52	77	67.5%	59.0%	61.2%	58.9%
% of FP17s for the same patient ID Re-attending between 3 & 9 months - Adults	21	38	55.3%	49.5%	52.9%	51.6%
% of FP17s for Band 1 Urgent Courses	4	90	4.4%	9.7%	9.4%	8.9%
% of FP17s Relating to Free Repair or Replacements	0	90	0.0%	0.7%	0.7%	0.8%
% of FP17s Relating to Continuations	0	90	0.0%	0.7%	0.9%	0.9%
% of Patients satisfied with the dentistry they have received	0	0	N/A	94.8%	93.6%	93.2%
% of Patients satisfied with the time they had to wait for an appointment	0	0	N/A	88.9%	88.8%	88.8%

* This is based on patients treated on this contract for their most recent course of treatment. Figures in italics indicate the base number of FP17s or Patient Questionnaire responses are less than 100. N/A is shown where the base number of responses is less than 10 during the period. % is calculated as Quantity/Base number*100

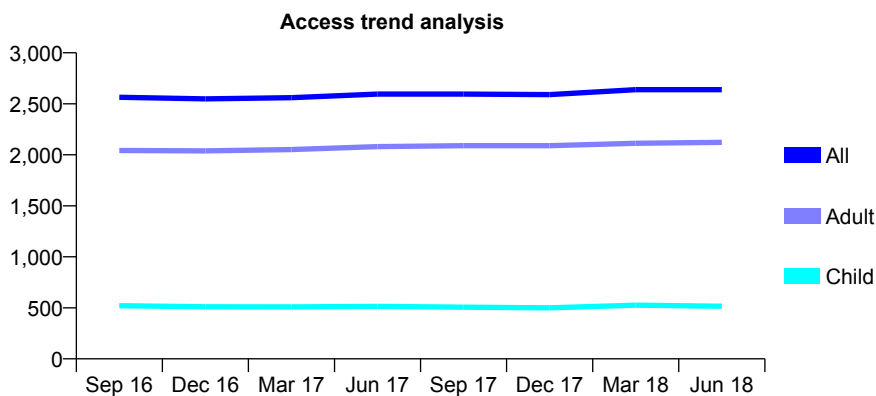
Q69 - Vital Signs At a Glance Contract Report for 762717/0001 - June 2018

Name or company name	MR R PATEL
Contract type name	GDS Contract
Purpose of contract	General
Contract start date	01/04/2007
Contract end date	

18/19 Contracted general activity (UDA)	7,599
Carry forward general activity (UDA)	0
18/19 Contracted orthodontic activity (UOA)	0
Carry forward orthodontic activity (UOA)	0
Baseline contract value	£167,428.79

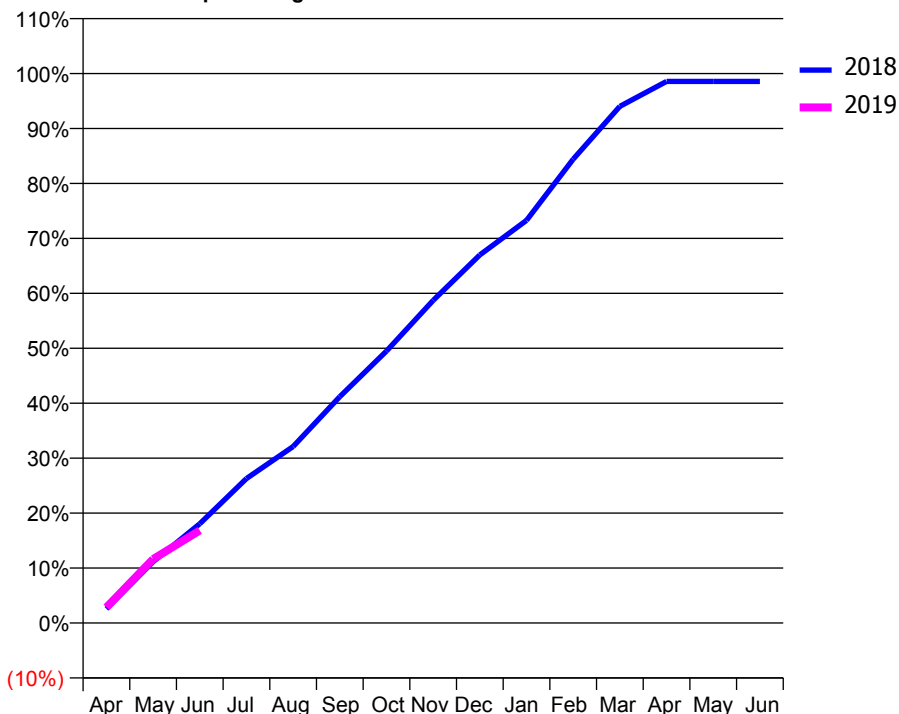
ACCESS*

Patients seen in 24 months	Total	Change since previous quarter
Quarter ending June 2017	2,596	
Quarter ending September 2017	2,595	→
Quarter ending December 2017	2,590	→
Quarter ending March 2018	2,639	→
Quarter ending June 2018	2,638	→
Variance since June 2017	1.6%	→



ACTIVITY

Cumulative percentage of contracted UDA delivered 2018 & 2019



Month	Adjusted Scheduled Activity (UDA)	
	2018	2019
April	196	216
May	848	884
June	1,373	1,280
July	1,997	
August	2,441	
September	3,131	
October	3,761	
November	4,461	
December	5,091	
January	5,568	
February	6,415	
March	7,144	
April	7,490	
May	7,490	
June	7,490	

QUALITY

	Quantity	Base Number	Contract	AT	Region	England
% of FP17s for the same patient ID Re-attending within 3 months - Children	14	165	8.5%	11.0%	11.0%	11.5%
% of FP17s for the same patient ID Re-attending within 3 months - Adults	110	789	13.9%	14.8%	15.3%	15.4%
% of FP17s for the same patient ID Re-attending between 3 & 9 months - Children	107	165	64.8%	59.0%	61.2%	58.9%
% of FP17s for the same patient ID Re-attending between 3 & 9 months - Adults	523	789	66.3%	49.5%	52.9%	51.6%
% of FP17s for Band 1 Urgent Courses	52	823	6.3%	9.7%	9.4%	8.9%
% of FP17s Relating to Free Repair or Replacements	19	823	2.3%	0.7%	0.7%	0.8%
% of FP17s Relating to Continuations	9	823	1.1%	0.7%	0.9%	0.9%
% of Patients satisfied with the dentistry they have received	3	3	N/A	94.8%	93.6%	93.2%
% of Patients satisfied with the time they had to wait for an appointment	3	3	N/A	88.9%	88.8%	88.8%

* This is based on patients treated on this contract for their most recent course of treatment. Figures in italics indicate the base number of FP17s or Patient Questionnaire responses are less than 100. N/A is shown where the base number of responses is less than 10 during the period. % is calculated as Quantity/Base number*100

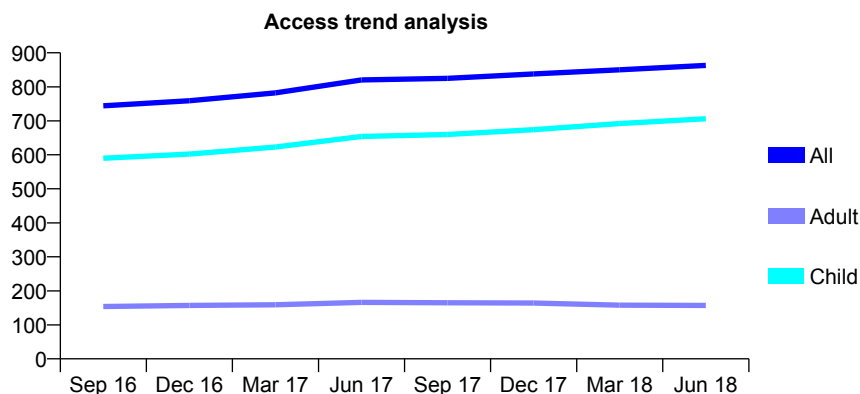
Q69 - Vital Signs At a Glance Contract Report for 766461/0002 - June 2018

Name or company name	MR J MURUGUPPILLAI
Contract type name	GDS Contract
Purpose of contract	General
Contract start date	30/07/2008
Contract end date	

18/19 Contracted general activity (UDA)	1,226
Carry forward general activity (UDA)	0
18/19 Contracted orthodontic activity (UOA)	0
Carry forward orthodontic activity (UOA)	0
Baseline contract value	£26,669.34

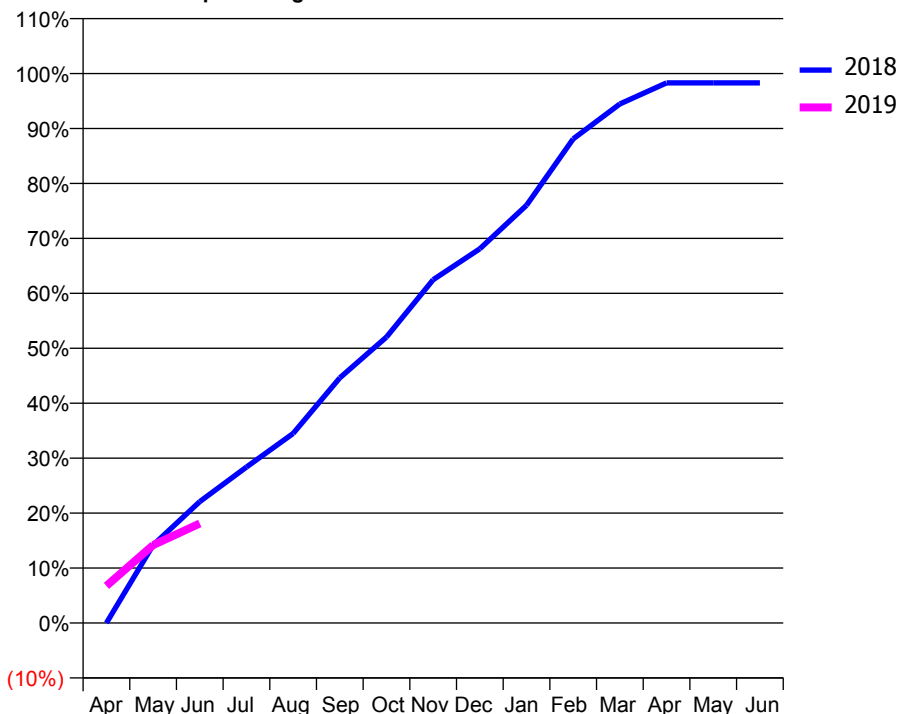
ACCESS*

Patients seen in 24 months	Total	Change since previous quarter
Quarter ending June 2017	820	
Quarter ending September 2017	825	→
Quarter ending December 2017	838	→
Quarter ending March 2018	850	→
Quarter ending June 2018	863	→
Variance since June 2017	5.2%	↑



ACTIVITY

Cumulative percentage of contracted UDA delivered 2018 & 2019



Adjusted Scheduled Activity (UDA)

Month	2018	2019
April	0	83
May	174	174
June	271	222
July	348	
August	423	
September	547	
October	638	
November	766	
December	835	
January	932	
February	1,080	
March	1,158	
April	1,205	
May	1,205	
June	1,205	

QUALITY

	Quantity	Base Number	Contract	AT	Region	England
% of FP17s for the same patient ID Re-attending within 3 months - Children	5	204	2.5%	11.0%	11.0%	11.5%
% of FP17s for the same patient ID Re-attending within 3 months - Adults	3	20	15.0%	14.8%	15.3%	15.4%
% of FP17s for the same patient ID Re-attending between 3 & 9 months - Children	121	204	59.3%	59.0%	61.2%	58.9%
% of FP17s for the same patient ID Re-attending between 3 & 9 months - Adults	6	20	30.0%	49.5%	52.9%	51.6%
% of FP17s for Band 1 Urgent Courses	0	192	0.0%	9.7%	9.4%	8.9%
% of FP17s Relating to Free Repair or Replacements	0	192	0.0%	0.7%	0.7%	0.8%
% of FP17s Relating to Continuations	0	192	0.0%	0.7%	0.9%	0.9%
% of Patients satisfied with the dentistry they have received	0	0	N/A	94.8%	93.6%	93.2%
% of Patients satisfied with the time they had to wait for an appointment	0	0	N/A	88.9%	88.8%	88.8%

* This is based on patients treated on this contract for their most recent course of treatment. Figures in italics indicate the base number of FP17s or Patient Questionnaire responses are less than 100. N/A is shown where the base number of responses is less than 10 during the period. % is calculated as Quantity/Base number*100

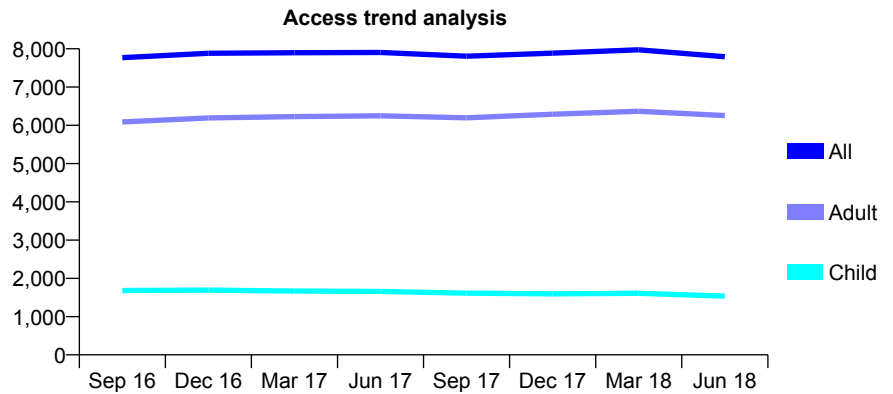
Q69 - Vital Signs At a Glance Contract Report for 767670/0001 - June 2018

Name or company name	MRS K DOULGERIDOU-KOSTOPOULOU
Contract type name	GDS Contract
Purpose of contract	General
Contract start date	01/04/2006
Contract end date	

18/19 Contracted general activity (UDA)	24,000
Carry forward general activity (UDA)	0
18/19 Contracted orthodontic activity (UOA)	0
Carry forward orthodontic activity (UOA)	0
Baseline contract value	£525,031.95

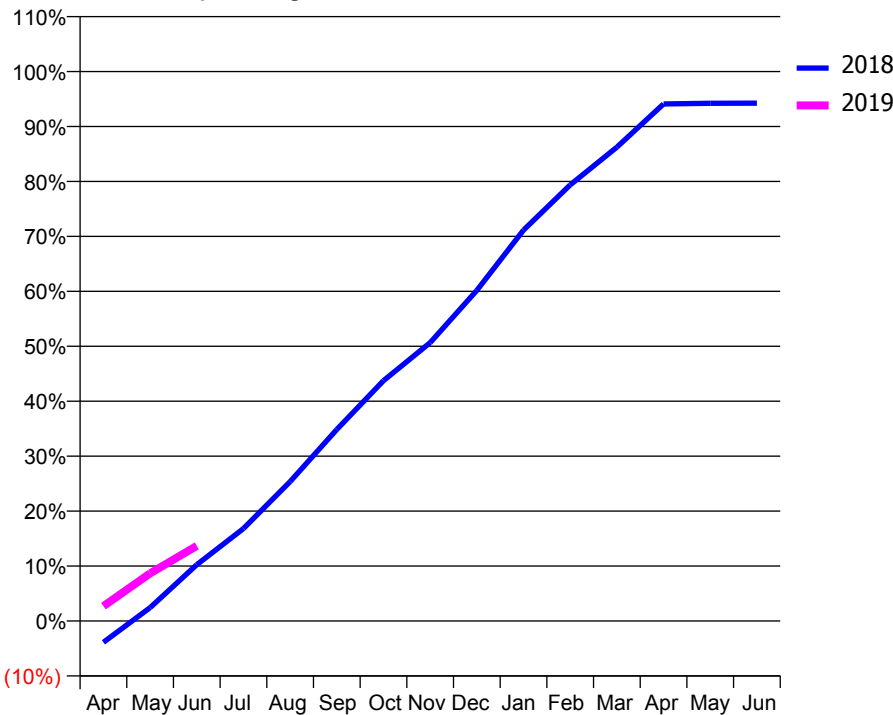
ACCESS*

Patients seen in 24 months	Total	Change since previous quarter
Quarter ending June 2017	7,905	
Quarter ending September 2017	7,807	↓
Quarter ending December 2017	7,885	→
Quarter ending March 2018	7,973	→
Quarter ending June 2018	7,791	↓
Variance since June 2017	(1.4%)	↓



ACTIVITY

Cumulative percentage of contracted UDA delivered 2018 & 2019



Month	Adjusted Scheduled Activity (UDA)	
	2018	2019
April	-879	648
May	550	2,082
June	2,306	3,281
July	3,785	
August	5,708	
September	7,841	
October	9,842	
November	11,399	
December	13,538	
January	16,004	
February	17,857	
March	19,400	
April	21,170	
May	21,196	
June	21,206	

QUALITY

	Quantity	Base Number	Contract	AT	Region	England
% of FP17s for the same patient ID Re-attending within 3 months - Children	36	530	6.8%	11.0%	11.0%	11.5%
% of FP17s for the same patient ID Re-attending within 3 months - Adults	247	2,100	11.8%	14.8%	15.3%	15.4%
% of FP17s for the same patient ID Re-attending between 3 & 9 months - Children	305	530	57.5%	59.0%	61.2%	58.9%
% of FP17s for the same patient ID Re-attending between 3 & 9 months - Adults	1,201	2,100	57.2%	49.5%	52.9%	51.6%
% of FP17s for Band 1 Urgent Courses	50	1,812	2.8%	9.7%	9.4%	8.9%
% of FP17s Relating to Free Repair or Replacements	6	1,812	0.3%	0.7%	0.7%	0.8%
% of FP17s Relating to Continuations	27	1,812	1.5%	0.7%	0.9%	0.9%
% of Patients satisfied with the dentistry they have received	12	12	100.0%	94.8%	93.6%	93.2%
% of Patients satisfied with the time they had to wait for an appointment	12	12	100.0%	88.9%	88.8%	88.8%

* This is based on patients treated on this contract for their most recent course of treatment. Figures in italics indicate the base number of FP17s or Patient Questionnaire responses are less than 100. N/A is shown where the base number of responses is less than 10 during the period. % is calculated as Quantity/Base number*100

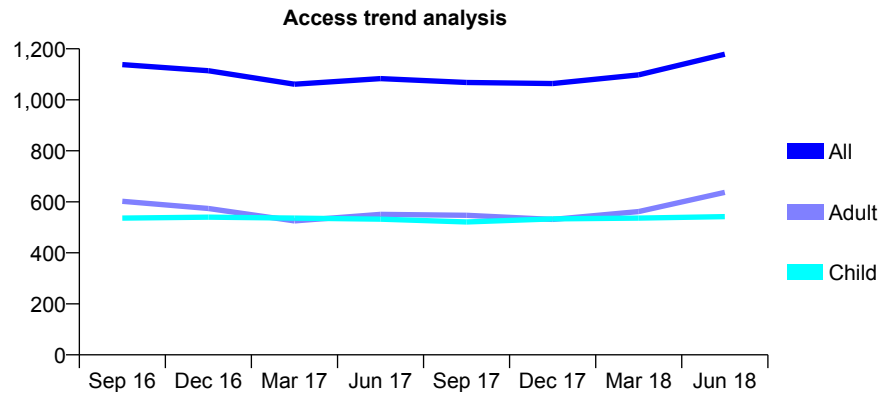
Q69 - Vital Signs At a Glance Contract Report for 768405/0001 - June 2018

Name or company name	MR H SANDHU
Contract type name	GDS Contract
Purpose of contract	General
Contract start date	01/04/2006
Contract end date	

18/19 Contracted general activity (UDA)	3,000
Carry forward general activity (UDA)	0
18/19 Contracted orthodontic activity (UOA)	0
Carry forward orthodontic activity (UOA)	0
Baseline contract value	£64,396.63

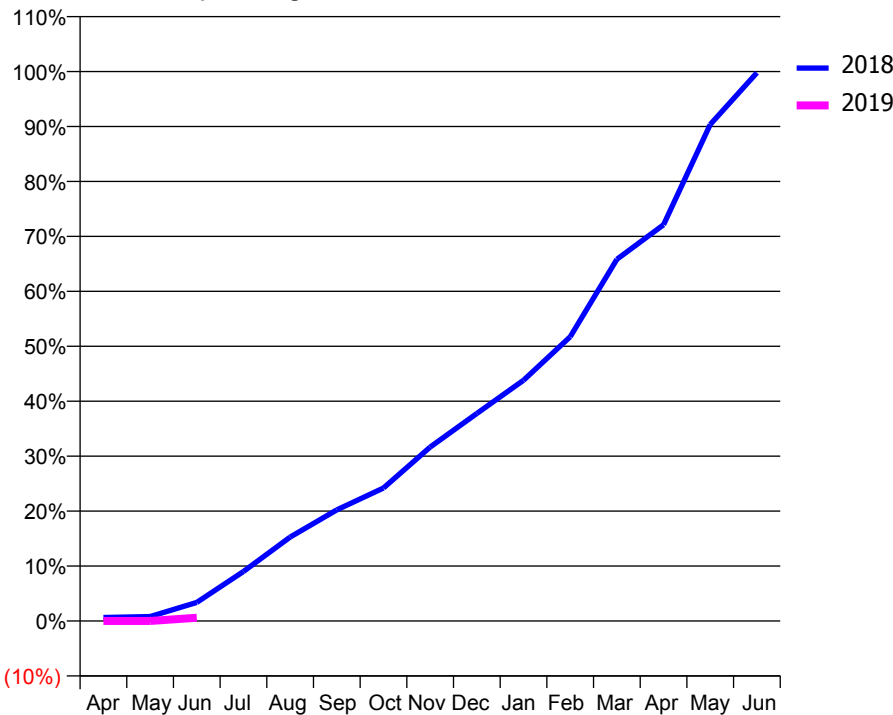
ACCESS*

Patients seen in 24 months	Total	Change since previous quarter
Quarter ending June 2017	1,083	
Quarter ending September 2017	1,068	↓
Quarter ending December 2017	1,064	→
Quarter ending March 2018	1,098	↑
Quarter ending June 2018	1,179	↑
Variance since June 2017	8.9%	↑



ACTIVITY

Cumulative percentage of contracted UDA delivered 2018 & 2019



Adjusted Scheduled Activity (UDA)		
Month	2018	2019
April	19	0
May	24	0
June	101	18
July	270	
August	458	
September	607	
October	726	
November	950	
December	1,133	
January	1,314	
February	1,552	
March	1,975	
April	2,163	
May	2,711	
June	2,993	

QUALITY

	Quantity	Base Number	Contract	AT	Region	England
% of FP17s for the same patient ID Re-attending within 3 months - Children	11	138	8.0%	11.0%	11.0%	11.5%
% of FP17s for the same patient ID Re-attending within 3 months - Adults	20	176	11.4%	14.8%	15.3%	15.4%
% of FP17s for the same patient ID Re-attending between 3 & 9 months - Children	56	138	40.6%	59.0%	61.2%	58.9%
% of FP17s for the same patient ID Re-attending between 3 & 9 months - Adults	27	176	15.3%	49.5%	52.9%	51.6%
% of FP17s for Band 1 Urgent Courses	1	17	5.9%	9.7%	9.4%	8.9%
% of FP17s Relating to Free Repair or Replacements	0	17	0.0%	0.7%	0.7%	0.8%
% of FP17s Relating to Continuations	0	17	0.0%	0.7%	0.9%	0.9%
% of Patients satisfied with the dentistry they have received	2	2	N/A	94.8%	93.6%	93.2%
% of Patients satisfied with the time they had to wait for an appointment	1	2	N/A	88.9%	88.8%	88.8%

* This is based on patients treated on this contract for their most recent course of treatment. Figures in italics indicate the base number of FP17s or Patient Questionnaire responses are less than 100. N/A is shown where the base number of responses is less than 10 during the period. % is calculated as Quantity/Base number*100

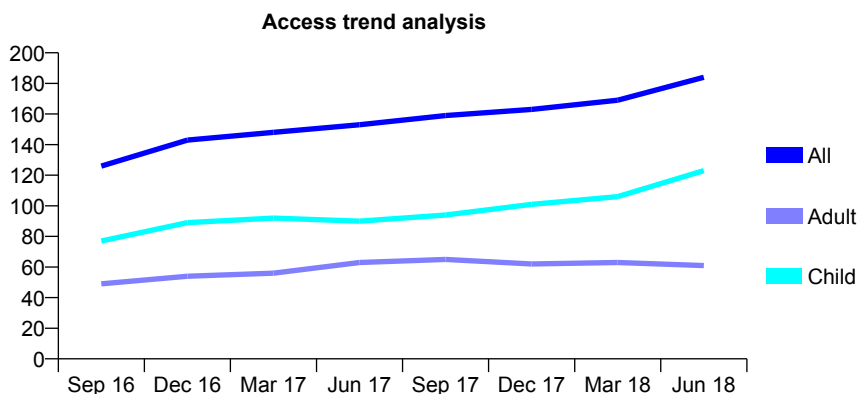
Q69 - Vital Signs At a Glance Contract Report for 768618/0001 - June 2018

Name or company name	MR PS NAGI
Contract type name	GDS Contract
Purpose of contract	General
Contract start date	05/02/2008
Contract end date	

18/19 Contracted general activity (UDA)	270
Carry forward general activity (UDA)	0
18/19 Contracted orthodontic activity (UOA)	0
Carry forward orthodontic activity (UOA)	0
Baseline contract value	£6,457.86

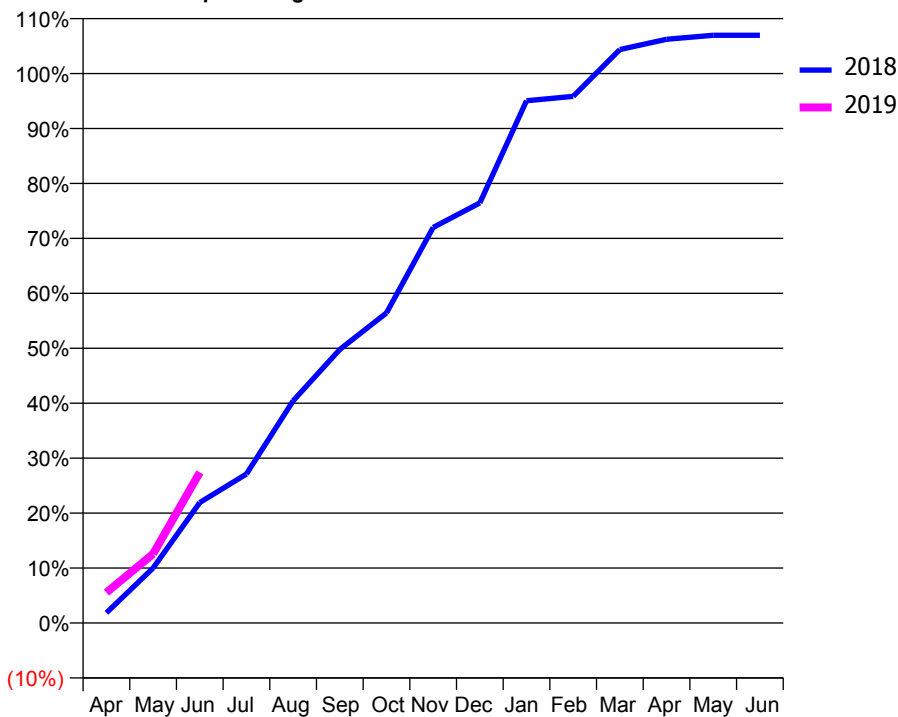
ACCESS*

Patients seen in 24 months	Total	Change since previous quarter
Quarter ending June 2017	153	
Quarter ending September 2017	159	↑
Quarter ending December 2017	163	↑
Quarter ending March 2018	169	↑
Quarter ending June 2018	184	↑
Variance since June 2017	20.3%	↑



ACTIVITY

Cumulative percentage of contracted UDA delivered 2018 & 2019



Month	Adjusted Scheduled Activity (UDA)	
	2018	2019
April	5	15
May	27	34
June	59	74
July	73	
August	109	
September	134	
October	152	
November	194	
December	206	
January	257	
February	259	
March	282	
April	287	
May	289	
June	289	

QUALITY

	Quantity	Base Number	Contract	AT	Region	England
% of FP17s for the same patient ID Re-attending within 3 months - Children	3	43	7.0%	11.0%	11.0%	11.5%
% of FP17s for the same patient ID Re-attending within 3 months - Adults	1	8	12.5%	14.8%	15.3%	15.4%
% of FP17s for the same patient ID Re-attending between 3 & 9 months - Children	11	43	25.6%	59.0%	61.2%	58.9%
% of FP17s for the same patient ID Re-attending between 3 & 9 months - Adults	2	8	25.0%	49.5%	52.9%	51.6%
% of FP17s for Band 1 Urgent Courses	0	45	0.0%	9.7%	9.4%	8.9%
% of FP17s Relating to Free Repair or Replacements	0	45	0.0%	0.7%	0.7%	0.8%
% of FP17s Relating to Continuations	0	45	0.0%	0.7%	0.9%	0.9%
% of Patients satisfied with the dentistry they have received	0	0	N/A	94.8%	93.6%	93.2%
% of Patients satisfied with the time they had to wait for an appointment	0	0	N/A	88.9%	88.8%	88.8%

* This is based on patients treated on this contract for their most recent course of treatment. Figures in italics indicate the base number of FP17s or Patient Questionnaire responses are less than 100. N/A is shown where the base number of responses is less than 10 during the period. % is calculated as Quantity/Base number*100

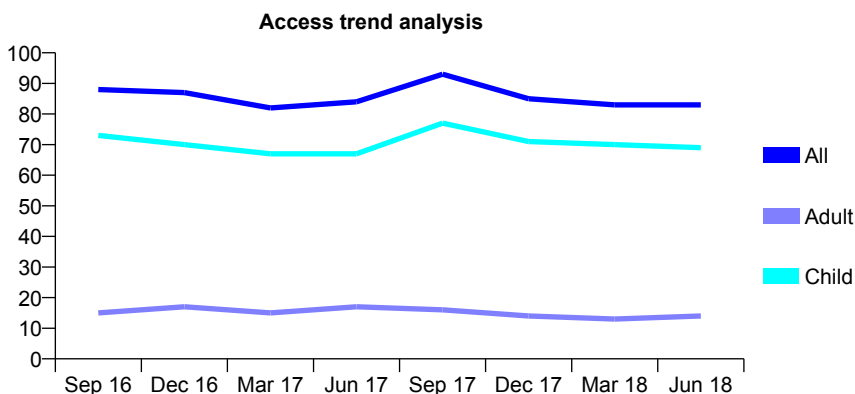
Q69 - Vital Signs At a Glance Contract Report for 768766/0001 - June 2018

Name or company name	MR S PATEL
Contract type name	GDS Contract
Purpose of contract	General
Contract start date	01/07/2006
Contract end date	

18/19 Contracted general activity (UDA)	190
Carry forward general activity (UDA)	0
18/19 Contracted orthodontic activity (UOA)	0
Carry forward orthodontic activity (UOA)	0
Baseline contract value	£4,543.64

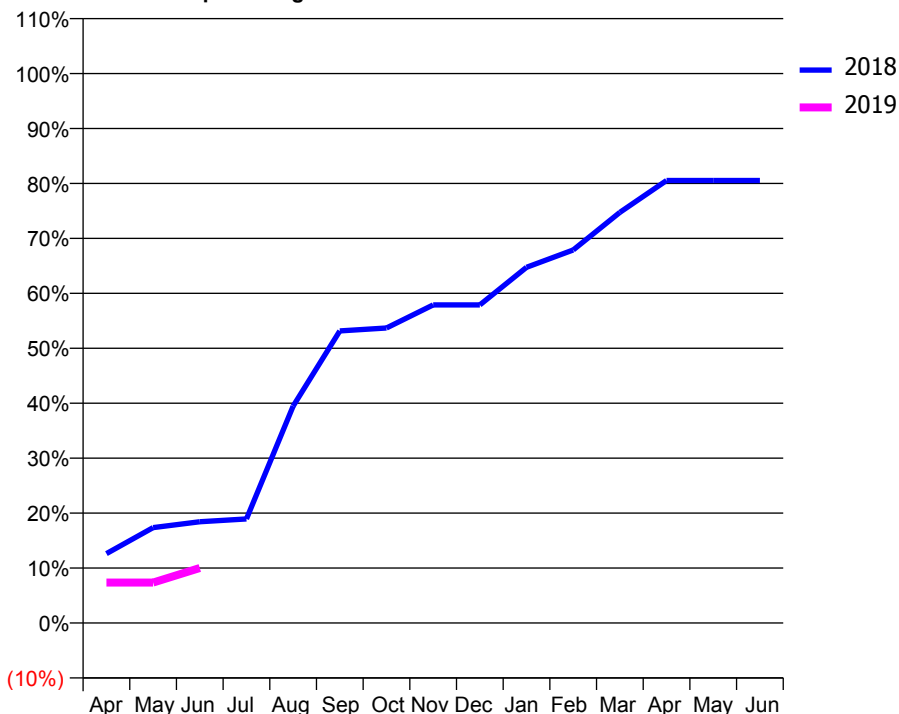
ACCESS*

Patients seen in 24 months	Total	Change since previous quarter
Quarter ending June 2017	84	
Quarter ending September 2017	93	↑
Quarter ending December 2017	85	↓
Quarter ending March 2018	83	↓
Quarter ending June 2018	83	→
Variance since June 2017	(1.2%)	↓



ACTIVITY

Cumulative percentage of contracted UDA delivered 2018 & 2019



Adjusted Scheduled Activity (UDA)

Month	2018	2019
April	24	14
May	33	14
June	35	19
July	36	
August	75	
September	101	
October	102	
November	110	
December	110	
January	123	
February	129	
March	142	
April	153	
May	153	
June	153	

QUALITY

	Quantity	Base Number	Contract	AT	Region	England
% of FP17s for the same patient ID Re-attending within 3 months - Children	0	18	0.0%	11.0%	11.0%	11.5%
% of FP17s for the same patient ID Re-attending within 3 months - Adults	0	2	0.0%	14.8%	15.3%	15.4%
% of FP17s for the same patient ID Re-attending between 3 & 9 months - Children	8	18	44.4%	59.0%	61.2%	58.9%
% of FP17s for the same patient ID Re-attending between 3 & 9 months - Adults	0	2	0.0%	49.5%	52.9%	51.6%
% of FP17s for Band 1 Urgent Courses	0	13	0.0%	9.7%	9.4%	8.9%
% of FP17s Relating to Free Repair or Replacements	0	13	0.0%	0.7%	0.7%	0.8%
% of FP17s Relating to Continuations	0	13	0.0%	0.7%	0.9%	0.9%
% of Patients satisfied with the dentistry they have received	0	0	N/A	94.8%	93.6%	93.2%
% of Patients satisfied with the time they had to wait for an appointment	0	0	N/A	88.9%	88.8%	88.8%

* This is based on patients treated on this contract for their most recent course of treatment. Figures in italics indicate the base number of FP17s or Patient Questionnaire responses are less than 100. N/A is shown where the base number of responses is less than 10 during the period. % is calculated as Quantity/Base number*100

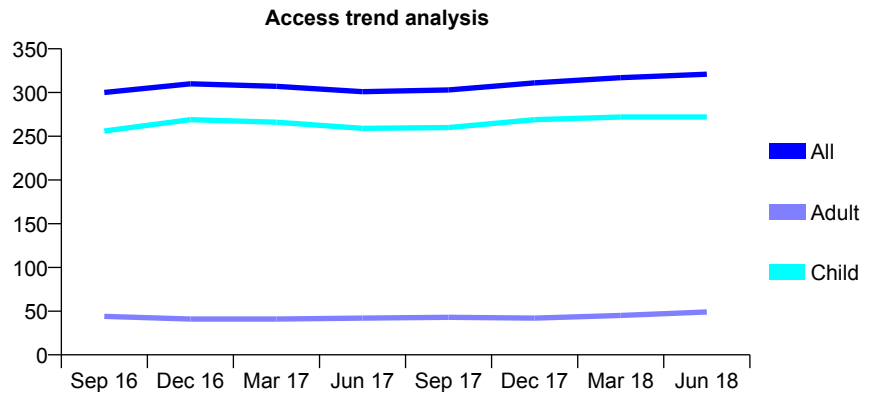
Q69 - Vital Signs At a Glance Contract Report for 772909/0001 - June 2018

Name or company name	MR JS JUGDEV
Contract type name	GDS Contract
Purpose of contract	General
Contract start date	01/02/2008
Contract end date	

18/19 Contracted general activity (UDA)	649
Carry forward general activity (UDA)	0
18/19 Contracted orthodontic activity (UOA)	0
Carry forward orthodontic activity (UOA)	0
Baseline contract value	£15,321.54

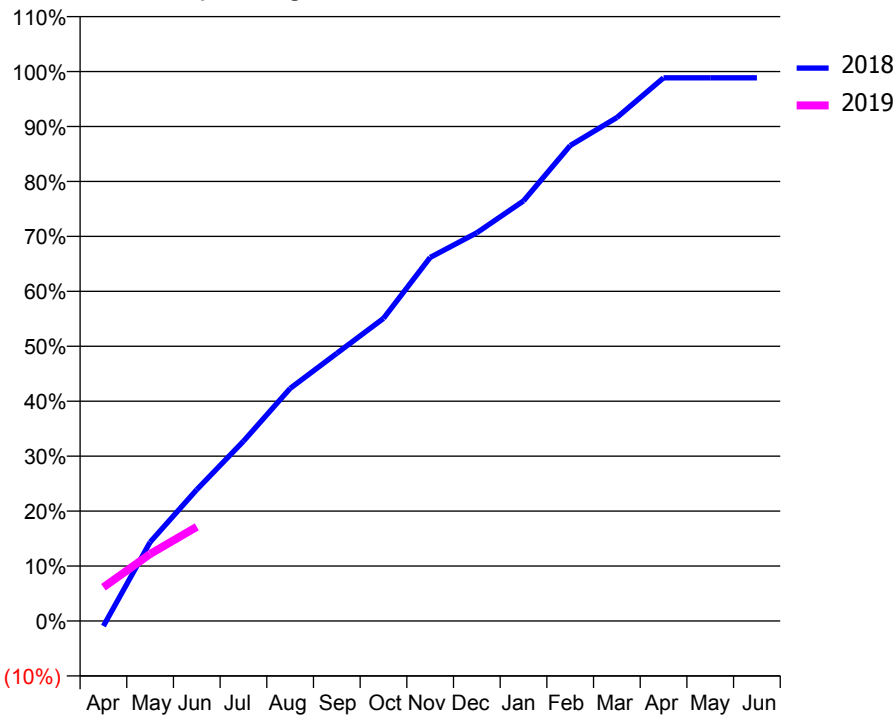
ACCESS*

Patients seen in 24 months	Total	Change since previous quarter
Quarter ending June 2017	301	
Quarter ending September 2017	303	→
Quarter ending December 2017	311	↑
Quarter ending March 2018	317	→
Quarter ending June 2018	321	→
Variance since June 2017	6.6%	↑



ACTIVITY

Cumulative percentage of contracted UDA delivered 2018 & 2019



Month	Adjusted Scheduled Activity (UDA)	
	2018	2019
April	-6	40
May	93	79
June	155	111
July	212	
August	275	
September	316	
October	357	
November	429	
December	459	
January	496	
February	562	
March	595	
April	642	
May	642	
June	642	

QUALITY

	Quantity	Base Number	Contract	AT	Region	England
% of FP17s for the same patient ID Re-attending within 3 months - Children	3	114	2.6%	11.0%	11.0%	11.5%
% of FP17s for the same patient ID Re-attending within 3 months - Adults	0	8	0.0%	14.8%	15.3%	15.4%
% of FP17s for the same patient ID Re-attending between 3 & 9 months - Children	75	114	65.8%	59.0%	61.2%	58.9%
% of FP17s for the same patient ID Re-attending between 3 & 9 months - Adults	8	8	100.0%	49.5%	52.9%	51.6%
% of FP17s for Band 1 Urgent Courses	1	85	1.2%	9.7%	9.4%	8.9%
% of FP17s Relating to Free Repair or Replacements	0	85	0.0%	0.7%	0.7%	0.8%
% of FP17s Relating to Continuations	0	85	0.0%	0.7%	0.9%	0.9%
% of Patients satisfied with the dentistry they have received	0	0	N/A	94.8%	93.6%	93.2%
% of Patients satisfied with the time they had to wait for an appointment	0	0	N/A	88.9%	88.8%	88.8%

* This is based on patients treated on this contract for their most recent course of treatment. Figures in italics indicate the base number of FP17s or Patient Questionnaire responses are less than 100. N/A is shown where the base number of responses is less than 10 during the period. % is calculated as Quantity/Base number*100

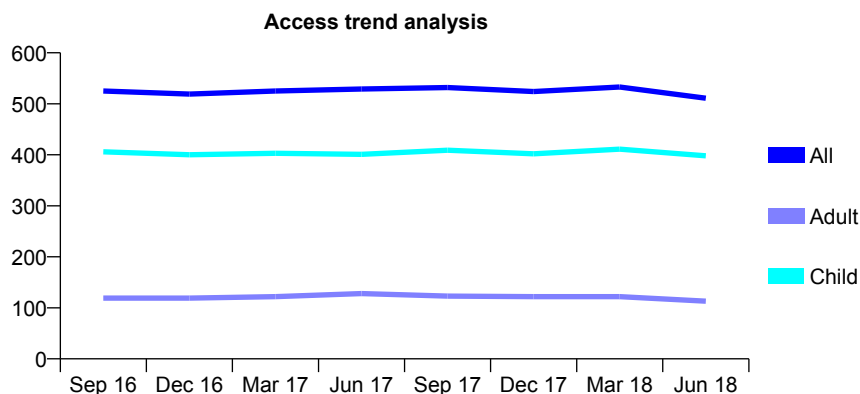
Q69 - Vital Signs At a Glance Contract Report for 783463/0001 - June 2018

Name or company name	MR SP DAHLMAN
Contract type name	GDS Contract
Purpose of contract	General
Contract start date	01/04/2006
Contract end date	

18/19 Contracted general activity (UDA)	700
Carry forward general activity (UDA)	0
18/19 Contracted orthodontic activity (UOA)	0
Carry forward orthodontic activity (UOA)	0
Baseline contract value	£16,739.72

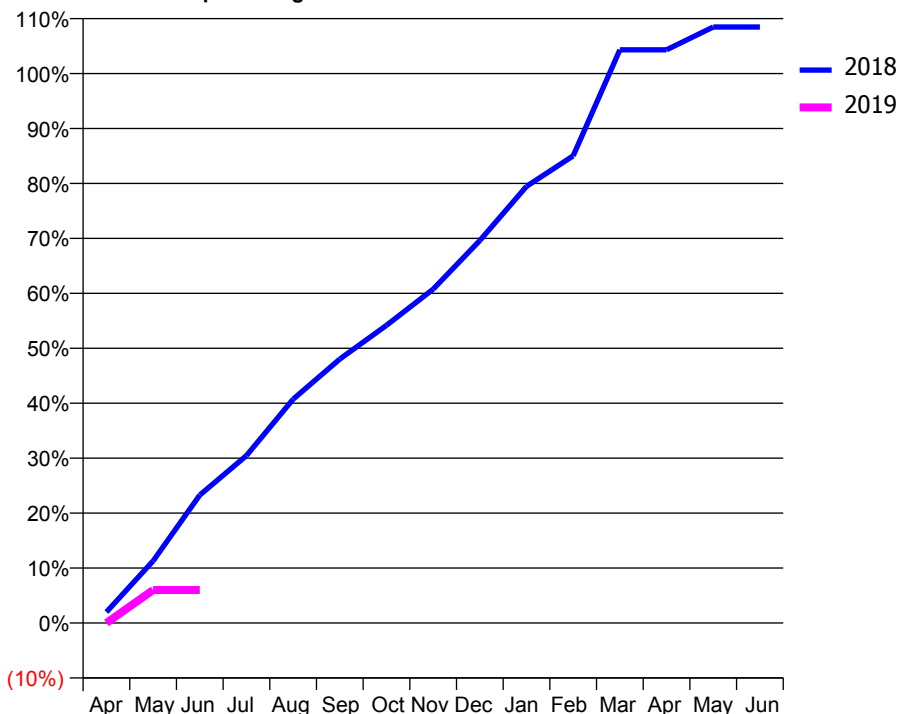
ACCESS*

Patients seen in 24 months	Total	Change since previous quarter
Quarter ending June 2017	529	
Quarter ending September 2017	532	→
Quarter ending December 2017	524	↓
Quarter ending March 2018	533	→
Quarter ending June 2018	511	↓
Variance since June 2017	(3.4%)	↓



ACTIVITY

Cumulative percentage of contracted UDA delivered 2018 & 2019



Adjusted Scheduled Activity (UDA)

Month	2018	2019
April	14	0
May	79	42
June	163	42
July	213	
August	285	
September	336	
October	379	
November	425	
December	487	
January	556	
February	595	
March	730	
April	730	
May	759	
June	759	

QUALITY

	Quantity	Base Number	Contract	AT	Region	England
% of FP17s for the same patient ID Re-attending within 3 months - Children	1	69	1.4%	11.0%	11.0%	11.5%
% of FP17s for the same patient ID Re-attending within 3 months - Adults	0	5	0.0%	14.8%	15.3%	15.4%
% of FP17s for the same patient ID Re-attending between 3 & 9 months - Children	43	69	62.3%	59.0%	61.2%	58.9%
% of FP17s for the same patient ID Re-attending between 3 & 9 months - Adults	1	5	20.0%	49.5%	52.9%	51.6%
% of FP17s for Band 1 Urgent Courses	0	38	0.0%	9.7%	9.4%	8.9%
% of FP17s Relating to Free Repair or Replacements	0	38	0.0%	0.7%	0.7%	0.8%
% of FP17s Relating to Continuations	0	38	0.0%	0.7%	0.9%	0.9%
% of Patients satisfied with the dentistry they have received	0	0	N/A	94.8%	93.6%	93.2%
% of Patients satisfied with the time they had to wait for an appointment	0	0	N/A	88.9%	88.8%	88.8%

* This is based on patients treated on this contract for their most recent course of treatment. Figures in italics indicate the base number of FP17s or Patient Questionnaire responses are less than 100. N/A is shown where the base number of responses is less than 10 during the period. % is calculated as Quantity/Base number*100

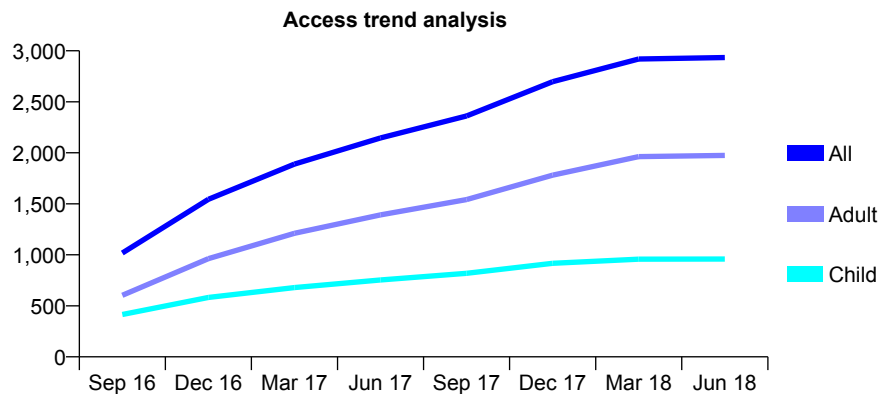
Q69 - Vital Signs At a Glance Contract Report for 788236/0001 - June 2018

Name or company name	MR N SHAH
Contract type name	GDS Contract
Purpose of contract	General
Contract start date	01/11/2015
Contract end date	

18/19 Contracted general activity (UDA)	6,219
Carry forward general activity (UDA)	0
18/19 Contracted orthodontic activity (UOA)	0
Carry forward orthodontic activity (UOA)	0
Baseline contract value	£136,882.15

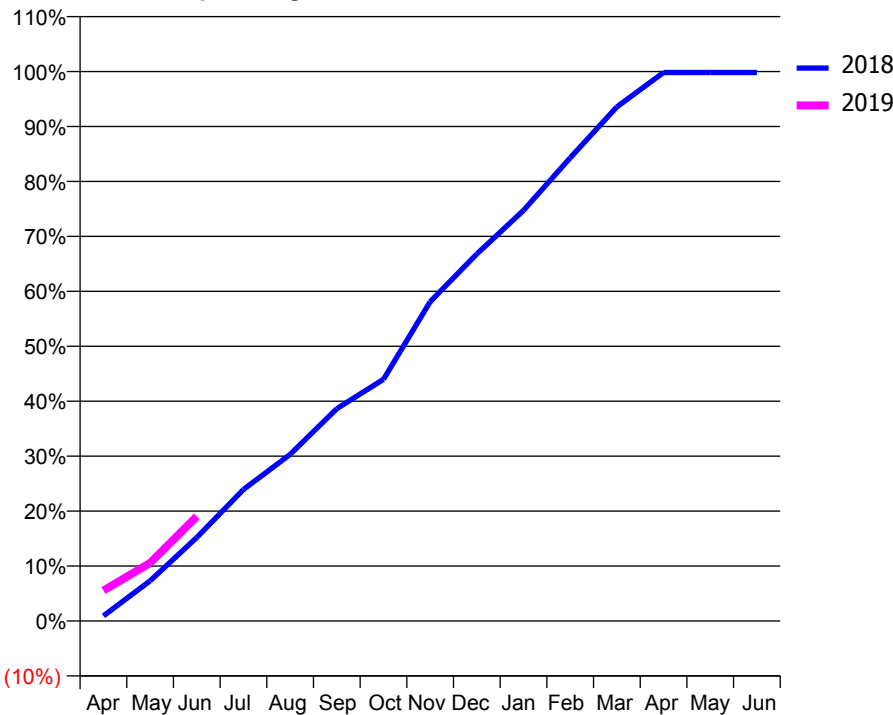
ACCESS*

Patients seen in 24 months	Total	Change since previous quarter
Quarter ending June 2017	2,146	
Quarter ending September 2017	2,361	↑
Quarter ending December 2017	2,698	↑
Quarter ending March 2018	2,920	↑
Quarter ending June 2018	2,934	→
Variance since June 2017	36.7%	↑



ACTIVITY

Cumulative percentage of contracted UDA delivered 2018 & 2019



Month	Adjusted Scheduled Activity (UDA)	
	2018	2019
April	57	345
May	455	657
June	945	1,184
July	1,488	
August	1,886	
September	2,403	
October	2,735	
November	3,613	
December	4,154	
January	4,647	
February	5,242	
March	5,818	
April	6,207	
May	6,207	
June	6,207	

QUALITY

	Quantity	Base Number	Contract	AT	Region	England
% of FP17s for the same patient ID Re-attending within 3 months - Children	33	320	10.3%	11.0%	11.0%	11.5%
% of FP17s for the same patient ID Re-attending within 3 months - Adults	89	523	17.0%	14.8%	15.3%	15.4%
% of FP17s for the same patient ID Re-attending between 3 & 9 months - Children	165	320	51.6%	59.0%	61.2%	58.9%
% of FP17s for the same patient ID Re-attending between 3 & 9 months - Adults	188	523	35.9%	49.5%	52.9%	51.6%
% of FP17s for Band 1 Urgent Courses	84	673	12.5%	9.7%	9.4%	8.9%
% of FP17s Relating to Free Repair or Replacements	0	673	0.0%	0.7%	0.7%	0.8%
% of FP17s Relating to Continuations	5	673	0.7%	0.7%	0.9%	0.9%
% of Patients satisfied with the dentistry they have received	4	4	N/A	94.8%	93.6%	93.2%
% of Patients satisfied with the time they had to wait for an appointment	4	4	N/A	88.9%	88.8%	88.8%

* This is based on patients treated on this contract for their most recent course of treatment. Figures in italics indicate the base number of FP17s or Patient Questionnaire responses are less than 100. N/A is shown where the base number of responses is less than 10 during the period. % is calculated as Quantity/Base number*100

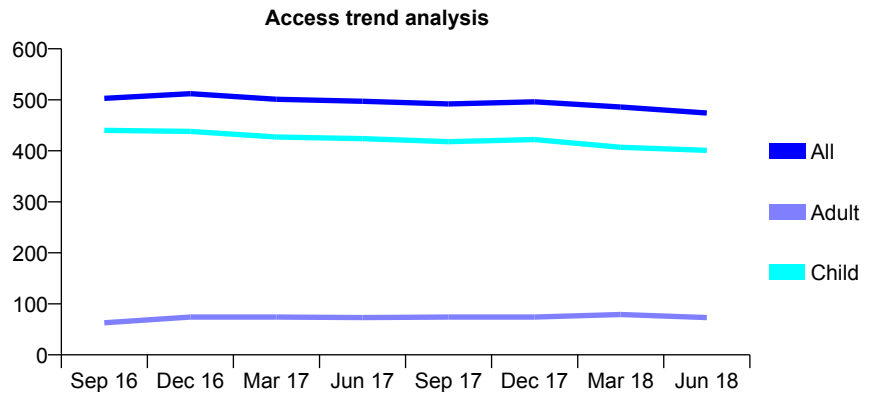
Q69 - Vital Signs At a Glance Contract Report for 789224/0001 - June 2018

Name or company name	MR SM MUGHAL
Contract type name	GDS Contract
Purpose of contract	General
Contract start date	01/01/2015
Contract end date	

18/19 Contracted general activity (UDA)	986
Carry forward general activity (UDA)	0
18/19 Contracted orthodontic activity (UOA)	0
Carry forward orthodontic activity (UOA)	0
Baseline contract value	£21,600.61

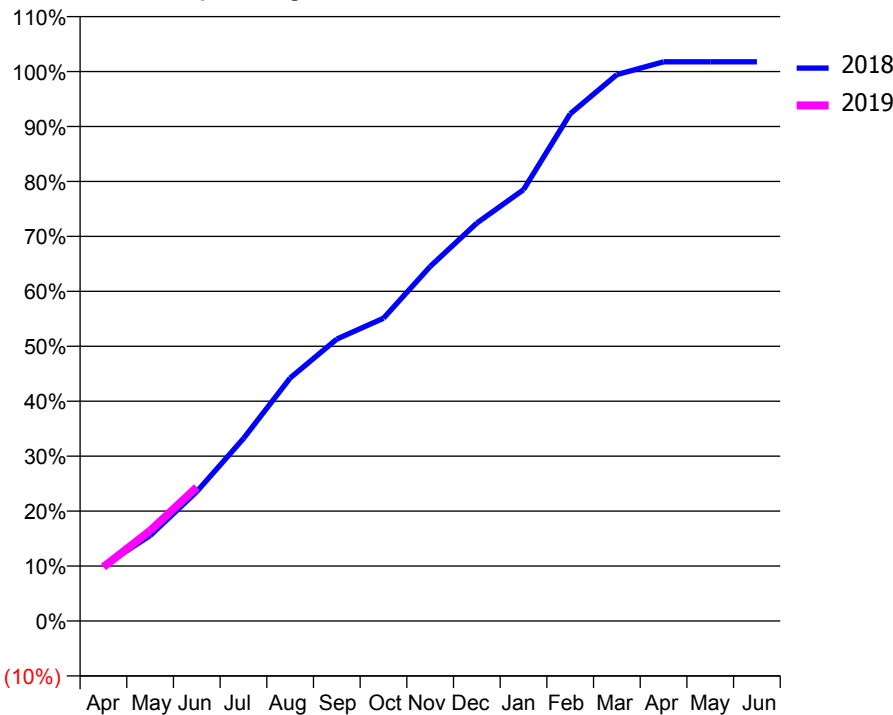
ACCESS*

Patients seen in 24 months	Total	Change since previous quarter
Quarter ending June 2017	497	
Quarter ending September 2017	492	↓
Quarter ending December 2017	496	→
Quarter ending March 2018	486	↓
Quarter ending June 2018	474	↓
Variance since June 2017	(4.6%)	↓



ACTIVITY

Cumulative percentage of contracted UDA delivered 2018 & 2019



Month	Adjusted Scheduled Activity (UDA)	
	2018	2019
April	99	97
May	153	162
June	232	240
July	327	
August	436	
September	506	
October	543	
November	636	
December	714	
January	774	
February	910	
March	980	
April	1,003	
May	1,003	
June	1,003	

QUALITY

	Quantity	Base Number	Contract	AT	Region	England
% of FP17s for the same patient ID Re-attending within 3 months - Children	14	172	8.1%	11.0%	11.0%	11.5%
% of FP17s for the same patient ID Re-attending within 3 months - Adults	1	5	20.0%	14.8%	15.3%	15.4%
% of FP17s for the same patient ID Re-attending between 3 & 9 months - Children	112	172	65.1%	59.0%	61.2%	58.9%
% of FP17s for the same patient ID Re-attending between 3 & 9 months - Adults	3	5	60.0%	49.5%	52.9%	51.6%
% of FP17s for Band 1 Urgent Courses	1	167	0.6%	9.7%	9.4%	8.9%
% of FP17s Relating to Free Repair or Replacements	0	167	0.0%	0.7%	0.7%	0.8%
% of FP17s Relating to Continuations	0	167	0.0%	0.7%	0.9%	0.9%
% of Patients satisfied with the dentistry they have received	0	0	N/A	94.8%	93.6%	93.2%
% of Patients satisfied with the time they had to wait for an appointment	0	0	N/A	88.9%	88.8%	88.8%

* This is based on patients treated on this contract for their most recent course of treatment. Figures in italics indicate the base number of FP17s or Patient Questionnaire responses are less than 100. N/A is shown where the base number of responses is less than 10 during the period. % is calculated as Quantity/Base number*100

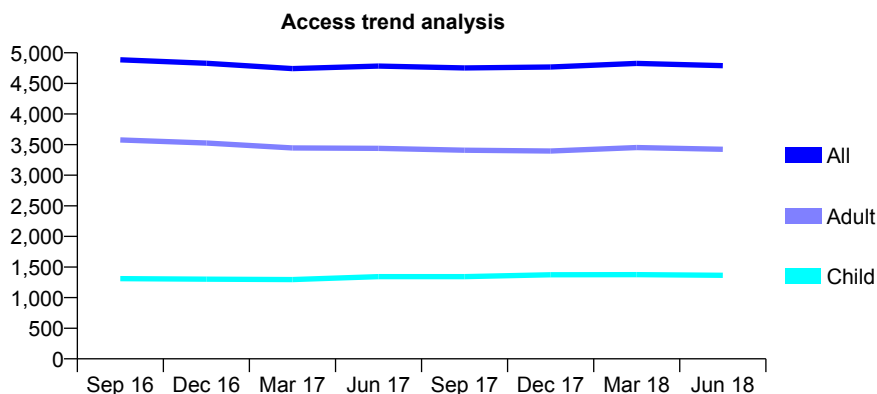
Q69 - Vital Signs At a Glance Contract Report for 789429/0001 - June 2018

Name or company name	Oak End Dental Clinic Partnership
Contract type name	GDS Contract
Purpose of contract	General
Contract start date	01/06/2009
Contract end date	

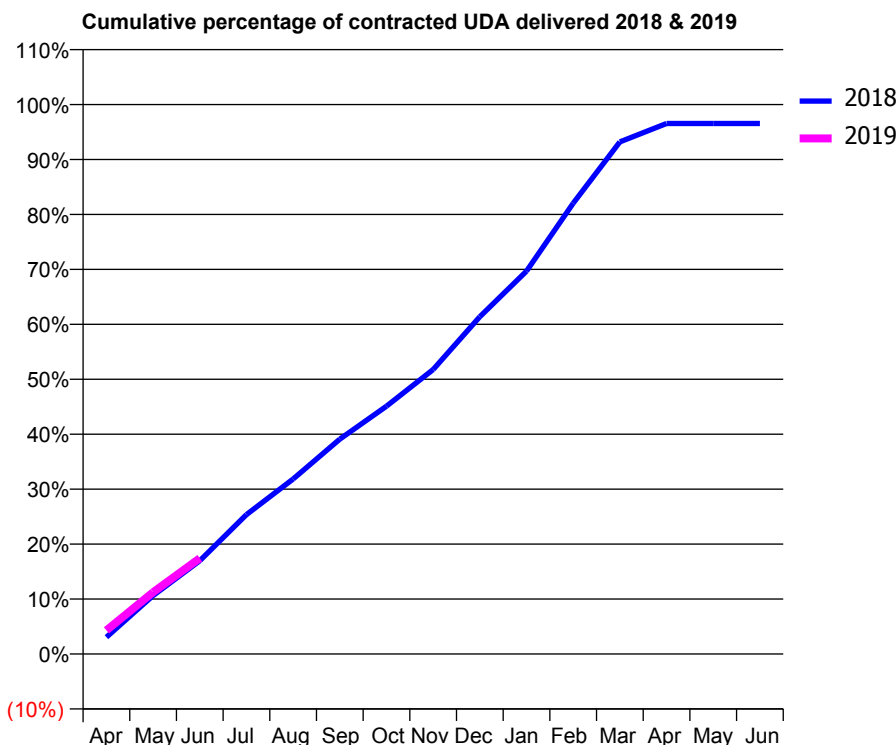
18/19 Contracted general activity (UDA)	14,000
Carry forward general activity (UDA)	0
18/19 Contracted orthodontic activity (UOA)	0
Carry forward orthodontic activity (UOA)	0
Baseline contract value	£350,732.27

ACCESS*

Patients seen in 24 months	Total	Change since previous quarter
Quarter ending June 2017	4,783	
Quarter ending September 2017	4,753	→
Quarter ending December 2017	4,768	→
Quarter ending March 2018	4,827	→
Quarter ending June 2018	4,789	→
Variance since June 2017	0.1%	→



ACTIVITY



Month	Adjusted Scheduled Activity (UDA)	
	2018	2019
April	429	604
May	1,490	1,576
June	2,377	2,439
July	3,554	
August	4,461	
September	5,474	
October	6,316	
November	7,249	
December	8,593	
January	9,757	
February	11,486	
March	13,048	
April	13,516	
May	13,516	
June	13,516	

QUALITY

	Quantity	Base Number	Contract	AT	Region	England
% of FP17s for the same patient ID Re-attending within 3 months - Children	28	412	6.8%	11.0%	11.0%	11.5%
% of FP17s for the same patient ID Re-attending within 3 months - Adults	175	957	18.3%	14.8%	15.3%	15.4%
% of FP17s for the same patient ID Re-attending between 3 & 9 months - Children	219	412	53.2%	59.0%	61.2%	58.9%
% of FP17s for the same patient ID Re-attending between 3 & 9 months - Adults	413	957	43.2%	49.5%	52.9%	51.6%
% of FP17s for Band 1 Urgent Courses	107	1,175	9.1%	9.7%	9.4%	8.9%
% of FP17s Relating to Free Repair or Replacements	12	1,175	1.0%	0.7%	0.7%	0.8%
% of FP17s Relating to Continuations	38	1,175	3.2%	0.7%	0.9%	0.9%
% of Patients satisfied with the dentistry they have received	6	6	N/A	94.8%	93.6%	93.2%
% of Patients satisfied with the time they had to wait for an appointment	6	6	N/A	88.9%	88.8%	88.8%

* This is based on patients treated on this contract for their most recent course of treatment. Figures in italics indicate the base number of FP17s or Patient Questionnaire responses are less than 100. N/A is shown where the base number of responses is less than 10 during the period. % is calculated as Quantity/Base number*100

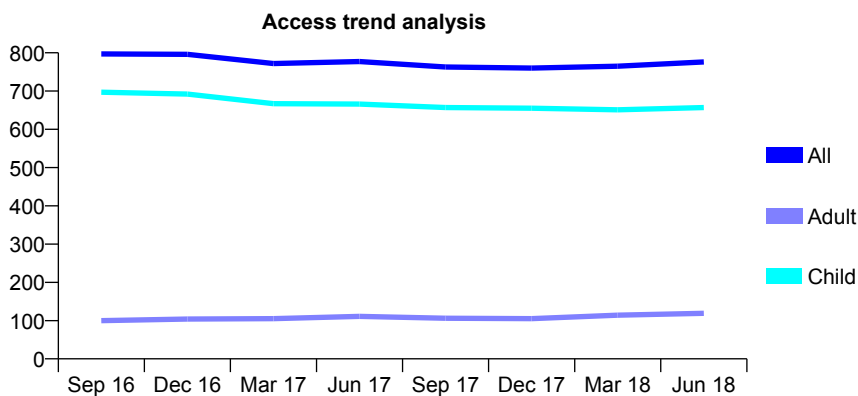
Q69 - Vital Signs At a Glance Contract Report for 810282/0001 - June 2018

Name or company name	MR CJ MORRELL
Contract type name	GDS Contract
Purpose of contract	General
Contract start date	01/04/2006
Contract end date	

18/19 Contracted general activity (UDA)	1,100
Carry forward general activity (UDA)	0
18/19 Contracted orthodontic activity (UOA)	0
Carry forward orthodontic activity (UOA)	0
Baseline contract value	£21,534.16

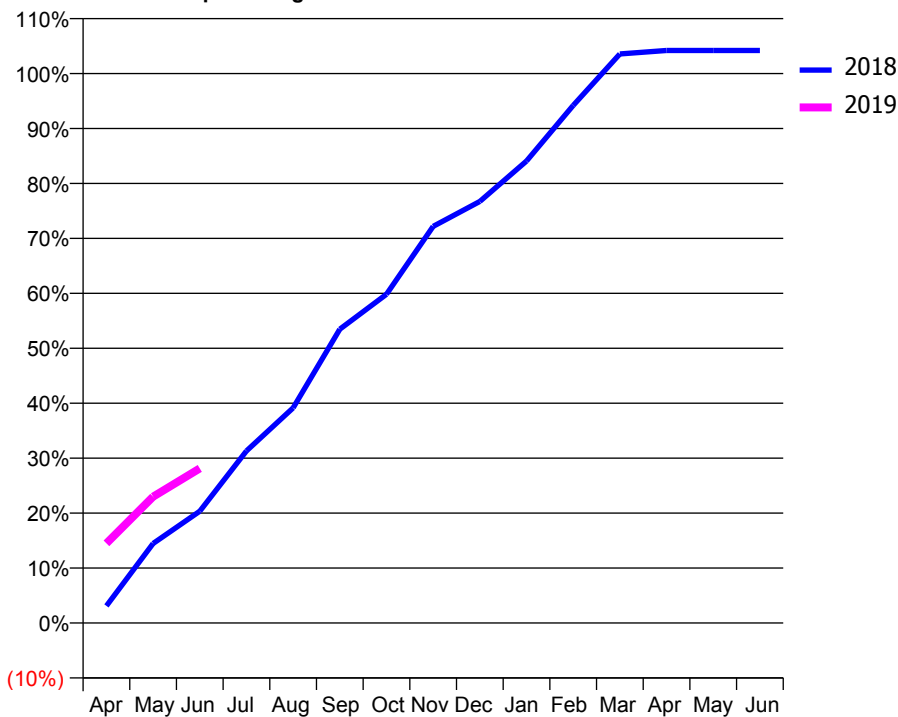
ACCESS*

Patients seen in 24 months	Total	Change since previous quarter
Quarter ending June 2017	777	
Quarter ending September 2017	763	↓
Quarter ending December 2017	760	→
Quarter ending March 2018	765	→
Quarter ending June 2018	776	→
Variance since June 2017	(0.1%)	→



ACTIVITY

Cumulative percentage of contracted UDA delivered 2018 & 2019



Adjusted Scheduled Activity (UDA)		
Month	2018	2019
April	34	160
May	159	253
June	224	309
July	344	
August	431	
September	588	
October	658	
November	794	
December	844	
January	925	
February	1,036	
March	1,139	
April	1,146	
May	1,146	
June	1,146	

QUALITY

	Quantity	Base Number	Contract	AT	Region	England
% of FP17s for the same patient ID Re-attending within 3 months - Children	5	224	2.2%	11.0%	11.0%	11.5%
% of FP17s for the same patient ID Re-attending within 3 months - Adults	3	13	23.1%	14.8%	15.3%	15.4%
% of FP17s for the same patient ID Re-attending between 3 & 9 months - Children	121	224	54.0%	59.0%	61.2%	58.9%
% of FP17s for the same patient ID Re-attending between 3 & 9 months - Adults	5	13	38.5%	49.5%	52.9%	51.6%
% of FP17s for Band 1 Urgent Courses	7	230	3.0%	9.7%	9.4%	8.9%
% of FP17s Relating to Free Repair or Replacements	0	230	0.0%	0.7%	0.7%	0.8%
% of FP17s Relating to Continuations	0	230	0.0%	0.7%	0.9%	0.9%
% of Patients satisfied with the dentistry they have received	0	0	N/A	94.8%	93.6%	93.2%
% of Patients satisfied with the time they had to wait for an appointment	0	0	N/A	88.9%	88.8%	88.8%

* This is based on patients treated on this contract for their most recent course of treatment. Figures in italics indicate the base number of FP17s or Patient Questionnaire responses are less than 100. N/A is shown where the base number of responses is less than 10 during the period. % is calculated as Quantity/Base number*100

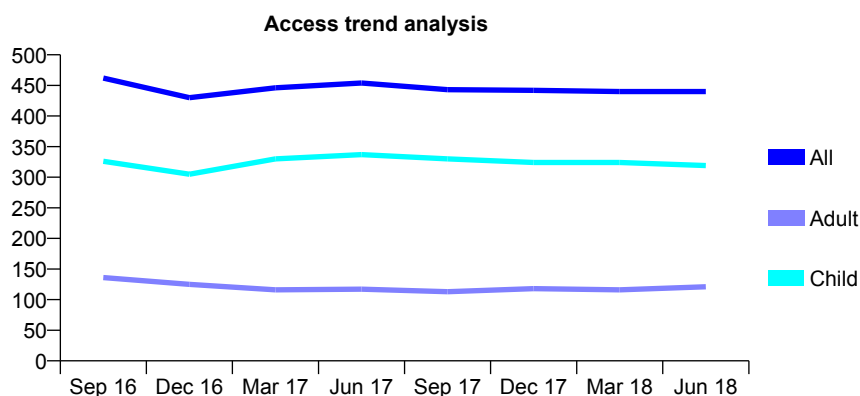
Q69 - Vital Signs At a Glance Contract Report for 811769/0001 - June 2018

Name or company name	MR PP BRODIE
Contract type name	GDS Contract
Purpose of contract	General
Contract start date	01/04/2006
Contract end date	

18/19 Contracted general activity (UDA)	1,000
Carry forward general activity (UDA)	0
18/19 Contracted orthodontic activity (UOA)	0
Carry forward orthodontic activity (UOA)	0
Baseline contract value	£23,914.40

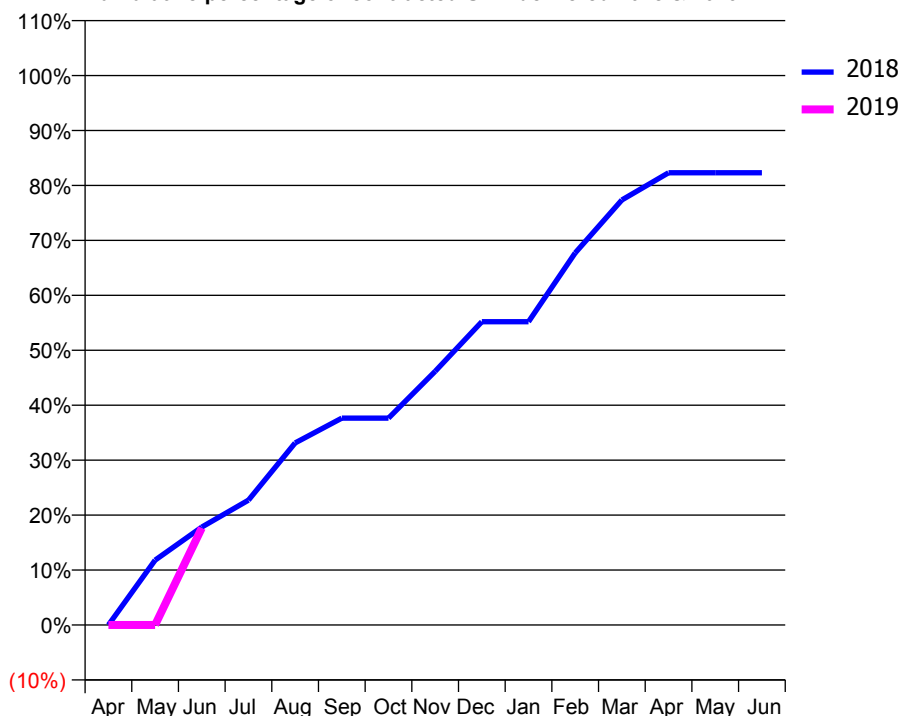
ACCESS*

Patients seen in 24 months	Total	Change since previous quarter
Quarter ending June 2017	454	
Quarter ending September 2017	443	↓
Quarter ending December 2017	442	→
Quarter ending March 2018	440	→
Quarter ending June 2018	440	→
Variance since June 2017	(3.1%)	↓



ACTIVITY

Cumulative percentage of contracted UDA delivered 2018 & 2019



Adjusted Scheduled Activity (UDA)

Month	2018	2019
April	0	0
May	118	0
June	178	177
July	227	
August	331	
September	376	
October	376	
November	462	
December	552	
January	552	
February	677	
March	774	
April	823	
May	823	
June	823	

QUALITY

	Quantity	Base Number	Contract	AT	Region	England
% of FP17s for the same patient ID Re-attending within 3 months - Children	3	126	2.4%	11.0%	11.0%	11.5%
% of FP17s for the same patient ID Re-attending within 3 months - Adults	4	26	15.4%	14.8%	15.3%	15.4%
% of FP17s for the same patient ID Re-attending between 3 & 9 months - Children	85	126	67.5%	59.0%	61.2%	58.9%
% of FP17s for the same patient ID Re-attending between 3 & 9 months - Adults	18	26	69.2%	49.5%	52.9%	51.6%
% of FP17s for Band 1 Urgent Courses	3	115	2.6%	9.7%	9.4%	8.9%
% of FP17s Relating to Free Repair or Replacements	0	115	0.0%	0.7%	0.7%	0.8%
% of FP17s Relating to Continuations	0	115	0.0%	0.7%	0.9%	0.9%
% of Patients satisfied with the dentistry they have received	1	1	N/A	94.8%	93.6%	93.2%
% of Patients satisfied with the time they had to wait for an appointment	1	1	N/A	88.9%	88.8%	88.8%

* This is based on patients treated on this contract for their most recent course of treatment. Figures in italics indicate the base number of FP17s or Patient Questionnaire responses are less than 100. N/A is shown where the base number of responses is less than 10 during the period. % is calculated as Quantity/Base number*100

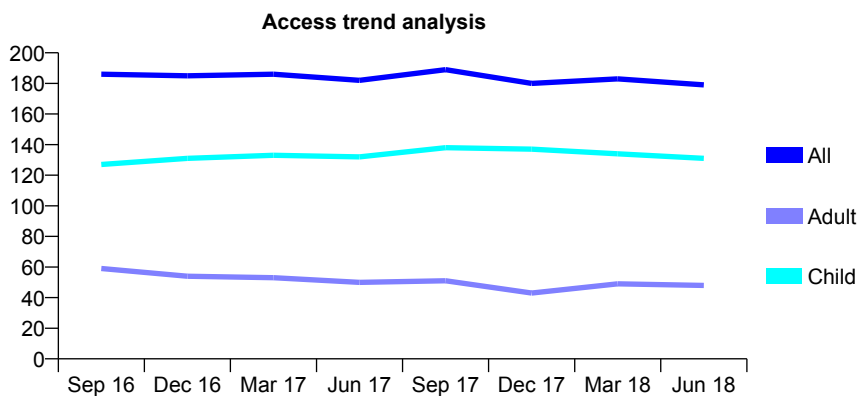
Q69 - Vital Signs At a Glance Contract Report for 812757/0001 - June 2018

Name or company name	MR C HURST
Contract type name	GDS Contract
Purpose of contract	General
Contract start date	01/04/2006
Contract end date	

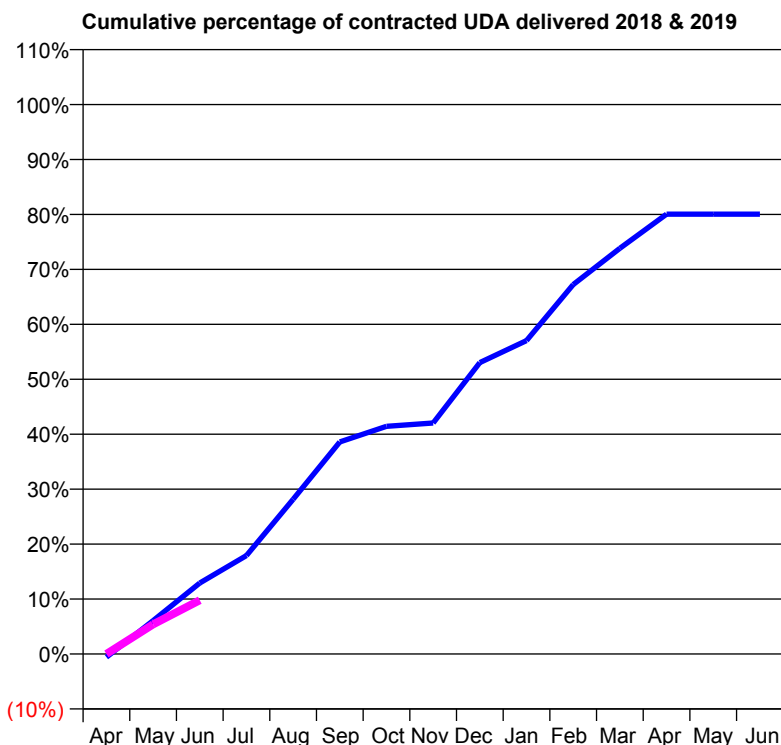
18/19 Contracted general activity (UDA)	500
Carry forward general activity (UDA)	0
18/19 Contracted orthodontic activity (UOA)	0
Carry forward orthodontic activity (UOA)	0
Baseline contract value	£11,953.83

ACCESS*

Patients seen in 24 months	Total	Change since previous quarter
Quarter ending June 2017	182	
Quarter ending September 2017	189	↑
Quarter ending December 2017	180	↓
Quarter ending March 2018	183	→
Quarter ending June 2018	179	↓
Variance since June 2017	(1.6%)	↓



ACTIVITY



Month	Adjusted Scheduled Activity (UDA)	
	2018	2019
April	-3	0
May	30	27
June	65	49
July	90	
August	141	
September	193	
October	207	
November	210	
December	265	
January	285	
February	336	
March	369	
April	400	
May	400	
June	400	

QUALITY

	Quantity	Base Number	Contract	AT	Region	England
% of FP17s for the same patient ID Re-attending within 3 months - Children	5	44	11.4%	11.0%	11.0%	11.5%
% of FP17s for the same patient ID Re-attending within 3 months - Adults	2	9	22.2%	14.8%	15.3%	15.4%
% of FP17s for the same patient ID Re-attending between 3 & 9 months - Children	25	44	56.8%	59.0%	61.2%	58.9%
% of FP17s for the same patient ID Re-attending between 3 & 9 months - Adults	6	9	66.7%	49.5%	52.9%	51.6%
% of FP17s for Band 1 Urgent Courses	0	31	0.0%	9.7%	9.4%	8.9%
% of FP17s Relating to Free Repair or Replacements	0	31	0.0%	0.7%	0.7%	0.8%
% of FP17s Relating to Continuations	0	31	0.0%	0.7%	0.9%	0.9%
% of Patients satisfied with the dentistry they have received	0	0	N/A	94.8%	93.6%	93.2%
% of Patients satisfied with the time they had to wait for an appointment	0	0	N/A	88.9%	88.8%	88.8%

* This is based on patients treated on this contract for their most recent course of treatment. Figures in italics indicate the base number of FP17s or Patient Questionnaire responses are less than 100. N/A is shown where the base number of responses is less than 10 during the period. % is calculated as Quantity/Base number*100

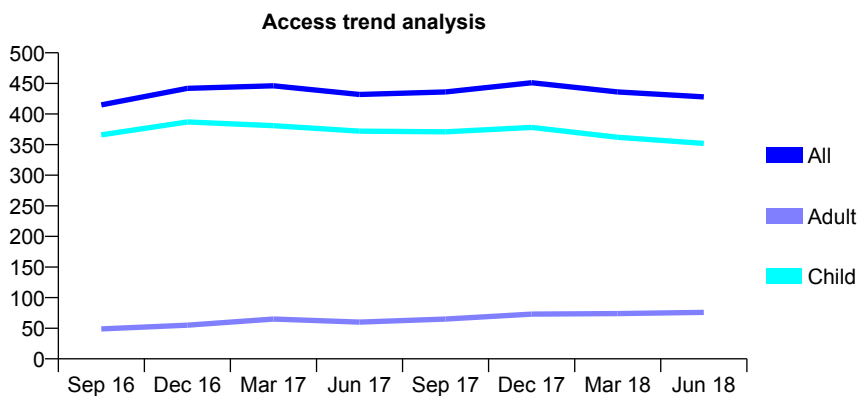
Q69 - Vital Signs At a Glance Contract Report for 815039/0001 - June 2018

Name or company name	MR PC BRASH
Contract type name	GDS Contract
Purpose of contract	General
Contract start date	01/04/2006
Contract end date	

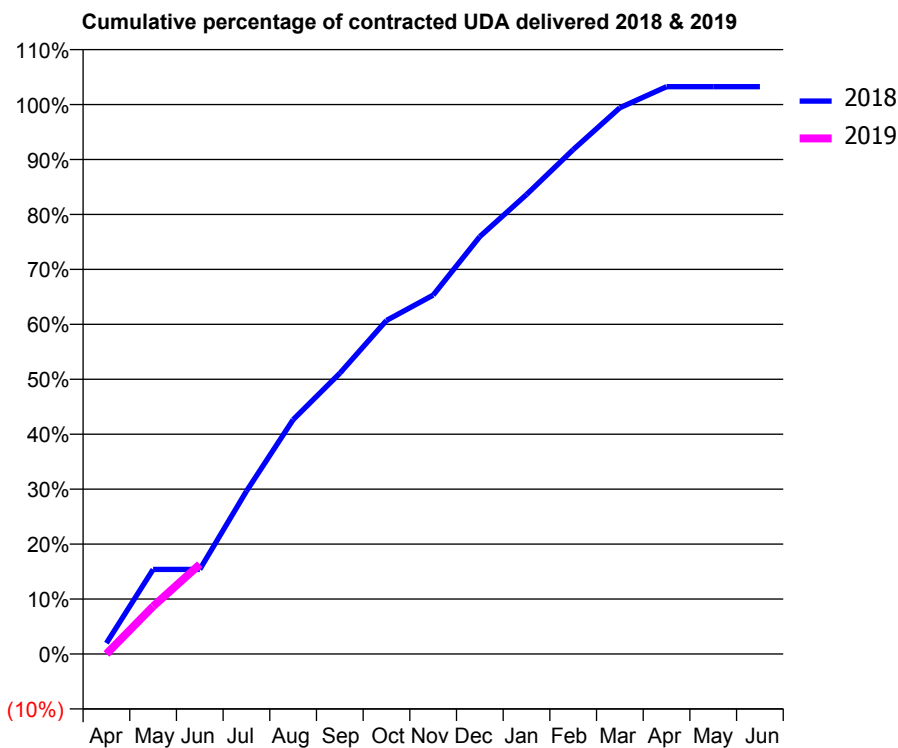
18/19 Contracted general activity (UDA)	760
Carry forward general activity (UDA)	0
18/19 Contracted orthodontic activity (UOA)	0
Carry forward orthodontic activity (UOA)	0
Baseline contract value	£20,252.53

ACCESS*

Patients seen in 24 months	Total	Change since previous quarter
Quarter ending June 2017	432	
Quarter ending September 2017	436	→
Quarter ending December 2017	451	↑
Quarter ending March 2018	436	↓
Quarter ending June 2018	428	↓
Variance since June 2017	(0.9%)	→



ACTIVITY



Month	Adjusted Scheduled Activity (UDA)	
	2018	2019
April	15	0
May	117	66
June	117	124
July	225	
August	324	
September	388	
October	461	
November	496	
December	577	
January	635	
February	698	
March	756	
April	785	
May	785	
June	785	

QUALITY

	Quantity	Base Number	Contract	AT	Region	England
% of FP17s for the same patient ID Re-attending within 3 months - Children	1	104	1.0%	11.0%	11.0%	11.5%
% of FP17s for the same patient ID Re-attending within 3 months - Adults	1	10	10.0%	14.8%	15.3%	15.4%
% of FP17s for the same patient ID Re-attending between 3 & 9 months - Children	68	104	65.4%	59.0%	61.2%	58.9%
% of FP17s for the same patient ID Re-attending between 3 & 9 months - Adults	5	10	50.0%	49.5%	52.9%	51.6%
% of FP17s for Band 1 Urgent Courses	0	93	0.0%	9.7%	9.4%	8.9%
% of FP17s Relating to Free Repair or Replacements	0	93	0.0%	0.7%	0.7%	0.8%
% of FP17s Relating to Continuations	0	93	0.0%	0.7%	0.9%	0.9%
% of Patients satisfied with the dentistry they have received	0	0	N/A	94.8%	93.6%	93.2%
% of Patients satisfied with the time they had to wait for an appointment	0	0	N/A	88.9%	88.8%	88.8%

* This is based on patients treated on this contract for their most recent course of treatment. Figures in italics indicate the base number of FP17s or Patient Questionnaire responses are less than 100. N/A is shown where the base number of responses is less than 10 during the period. % is calculated as Quantity/Base number*100

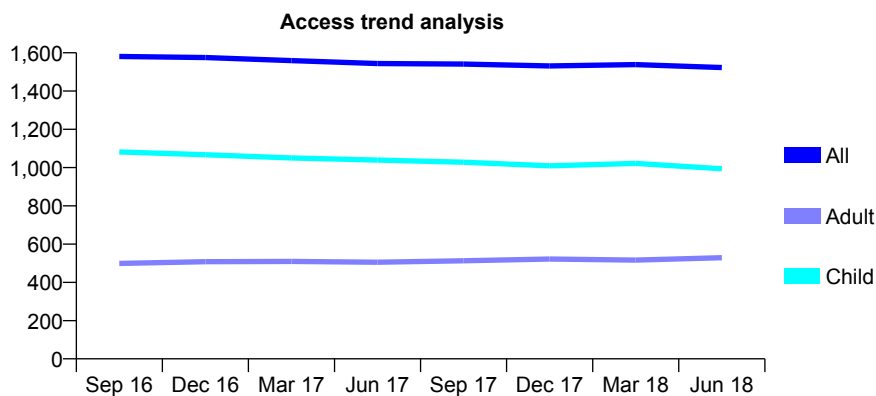
Q69 - Vital Signs At a Glance Contract Report for 820334/0001 - June 2018

Name or company name	MR A BABOOLAL
Contract type name	GDS Contract
Purpose of contract	General
Contract start date	01/04/2006
Contract end date	

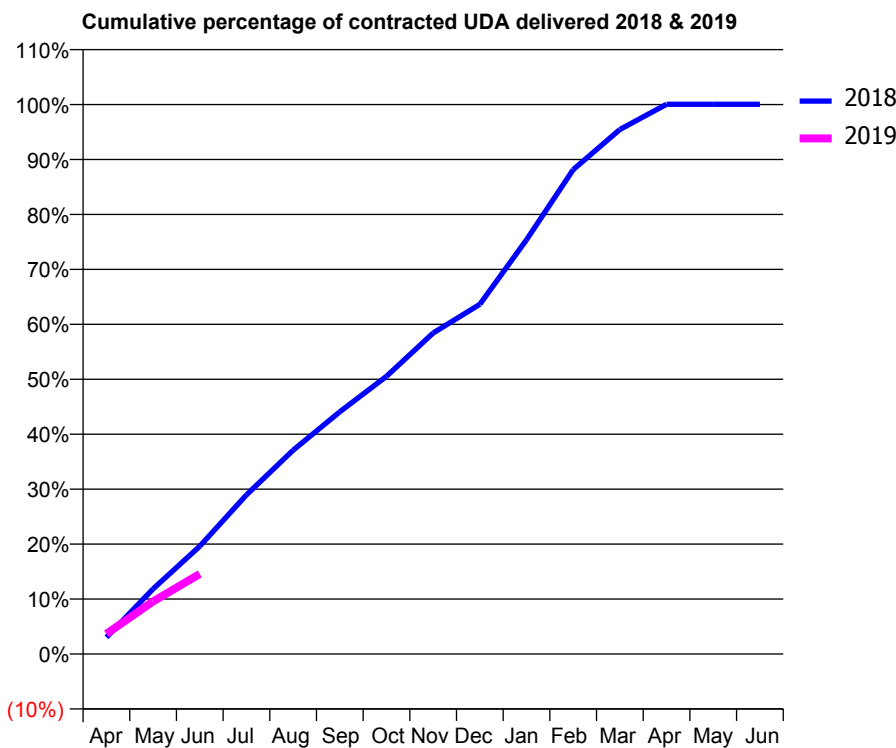
18/19 Contracted general activity (UDA)	3,755
Carry forward general activity (UDA)	0
18/19 Contracted orthodontic activity (UOA)	0
Carry forward orthodontic activity (UOA)	0
Baseline contract value	£89,608.45

ACCESS*

Patients seen in 24 months	Total	Change since previous quarter
Quarter ending June 2017	1,544	
Quarter ending September 2017	1,541	→
Quarter ending December 2017	1,531	→
Quarter ending March 2018	1,538	→
Quarter ending June 2018	1,523	→
Variance since June 2017	(1.4%)	↓



ACTIVITY



Adjusted Scheduled Activity (UDA)		
Month	2018	2019
April	115	138
May	445	360
June	737	547
July	1,087	
August	1,393	
September	1,655	
October	1,898	
November	2,193	
December	2,389	
January	2,831	
February	3,310	
March	3,585	
April	3,756	
May	3,756	
June	3,756	

QUALITY

	Quantity	Base Number	Contract	AT	Region	England
% of FP17s for the same patient ID Re-attending within 3 months - Children	29	335	8.7%	11.0%	11.0%	11.5%
% of FP17s for the same patient ID Re-attending within 3 months - Adults	8	140	5.7%	14.8%	15.3%	15.4%
% of FP17s for the same patient ID Re-attending between 3 & 9 months - Children	245	335	73.1%	59.0%	61.2%	58.9%
% of FP17s for the same patient ID Re-attending between 3 & 9 months - Adults	105	140	75.0%	49.5%	52.9%	51.6%
% of FP17s for Band 1 Urgent Courses	14	372	3.8%	9.7%	9.4%	8.9%
% of FP17s Relating to Free Repair or Replacements	0	372	0.0%	0.7%	0.7%	0.8%
% of FP17s Relating to Continuations	8	372	2.2%	0.7%	0.9%	0.9%
% of Patients satisfied with the dentistry they have received	0	0	N/A	94.8%	93.6%	93.2%
% of Patients satisfied with the time they had to wait for an appointment	0	0	N/A	88.9%	88.8%	88.8%

* This is based on patients treated on this contract for their most recent course of treatment. Figures in italics indicate the base number of FP17s or Patient Questionnaire responses are less than 100. N/A is shown where the base number of responses is less than 10 during the period. % is calculated as Quantity/Base number*100

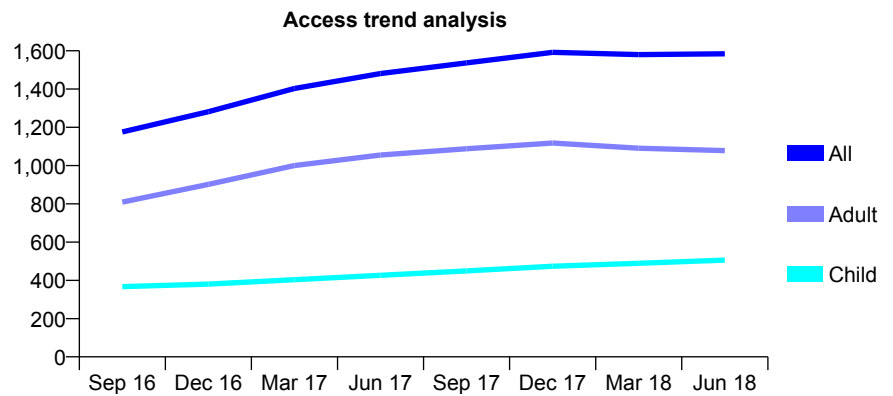
Q69 - Vital Signs At a Glance Contract Report for 826634/0001 - June 2018

Name or company name	MR G SNYMAN
Contract type name	GDS Contract
Purpose of contract	General
Contract start date	01/04/2006
Contract end date	

18/19 Contracted general activity (UDA)	7,134
Carry forward general activity (UDA)	0
18/19 Contracted orthodontic activity (UOA)	0
Carry forward orthodontic activity (UOA)	0
Baseline contract value	£451,921.51

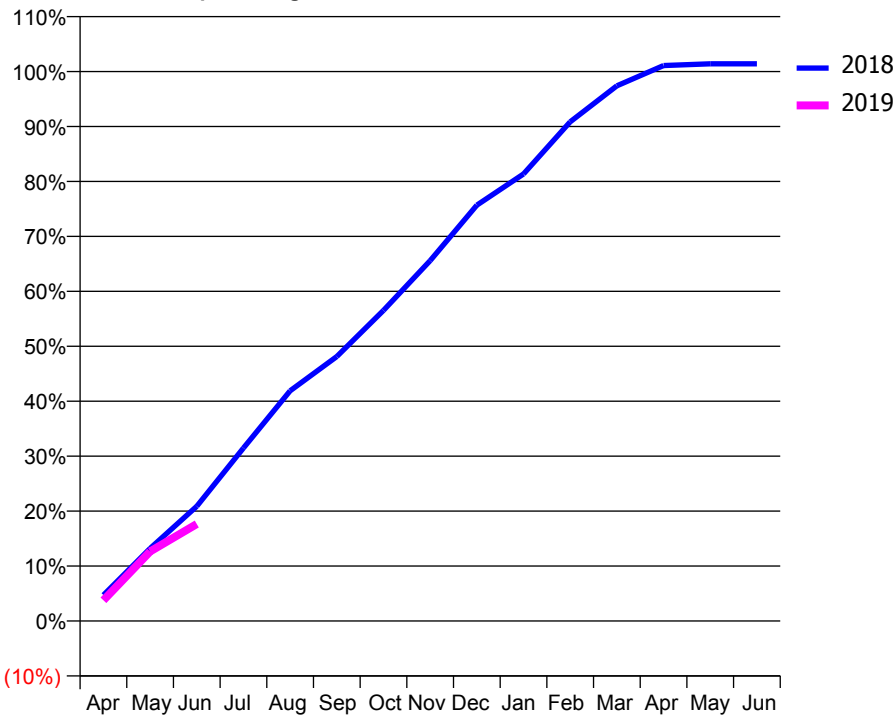
ACCESS*

Patients seen in 24 months	Total	Change since previous quarter
Quarter ending June 2017	1,481	
Quarter ending September 2017	1,537	↑
Quarter ending December 2017	1,592	↑
Quarter ending March 2018	1,580	→
Quarter ending June 2018	1,584	→
Variance since June 2017	7.0%	↑



ACTIVITY

Cumulative percentage of contracted UDA delivered 2018 & 2019



Month	Adjusted Scheduled Activity (UDA)	
	2018	2019
April	336	269
May	942	903
June	1,490	1,259
July	2,247	
August	2,989	
September	3,435	
October	4,034	
November	4,679	
December	5,400	
January	5,805	
February	6,482	
March	6,948	
April	7,211	
May	7,235	
June	7,235	

QUALITY

	Quantity	Base Number	Contract	AT	Region	England
% of FP17s for the same patient ID Re-attending within 3 months - Children	1	131	0.8%	11.0%	11.0%	11.5%
% of FP17s for the same patient ID Re-attending within 3 months - Adults	1	217	0.5%	14.8%	15.3%	15.4%
% of FP17s for the same patient ID Re-attending between 3 & 9 months - Children	9	131	6.9%	59.0%	61.2%	58.9%
% of FP17s for the same patient ID Re-attending between 3 & 9 months - Adults	2	217	0.9%	49.5%	52.9%	51.6%
% of FP17s for Band 1 Urgent Courses	0	288	0.0%	9.7%	9.4%	8.9%
% of FP17s Relating to Free Repair or Replacements	0	288	0.0%	0.7%	0.7%	0.8%
% of FP17s Relating to Continuations	0	288	0.0%	0.7%	0.9%	0.9%
% of Patients satisfied with the dentistry they have received	4	4	N/A	94.8%	93.6%	93.2%
% of Patients satisfied with the time they had to wait for an appointment	4	4	N/A	88.9%	88.8%	88.8%

* This is based on patients treated on this contract for their most recent course of treatment. Figures in italics indicate the base number of FP17s or Patient Questionnaire responses are less than 100. N/A is shown where the base number of responses is less than 10 during the period. % is calculated as Quantity/Base number*100

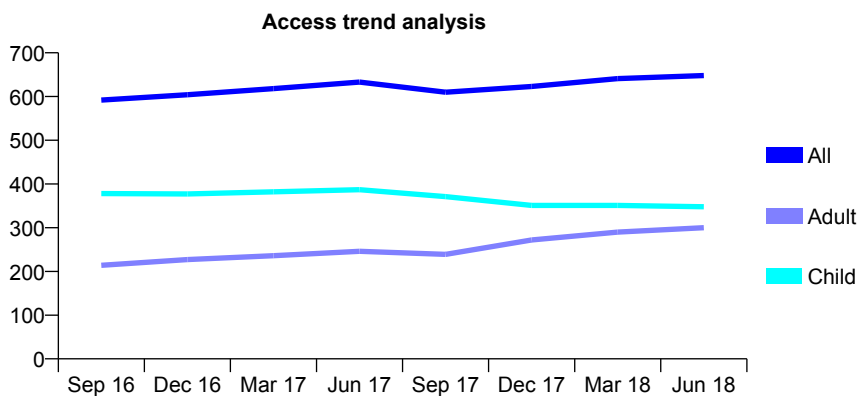
Q69 - Vital Signs At a Glance Contract Report for 829064/0001 - June 2018

Name or company name	MRS PP KOTHARI
Contract type name	GDS Contract
Purpose of contract	General
Contract start date	01/04/2006
Contract end date	

18/19 Contracted general activity (UDA)	1,400
Carry forward general activity (UDA)	0
18/19 Contracted orthodontic activity (UOA)	0
Carry forward orthodontic activity (UOA)	0
Baseline contract value	£32,573.88

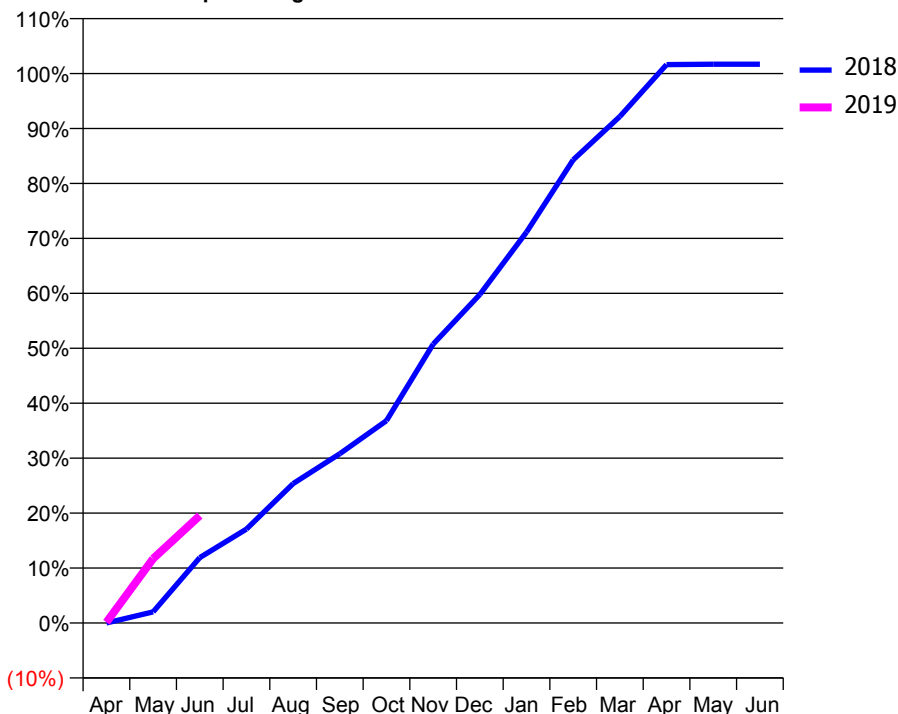
ACCESS*

Patients seen in 24 months	Total	Change since previous quarter
Quarter ending June 2017	633	
Quarter ending September 2017	610	↓
Quarter ending December 2017	623	↑
Quarter ending March 2018	641	↑
Quarter ending June 2018	648	→
Variance since June 2017	2.4%	↑



ACTIVITY

Cumulative percentage of contracted UDA delivered 2018 & 2019



Adjusted Scheduled Activity (UDA)

Month	2018	2019
April	0	2
May	28	164
June	167	274
July	239	
August	355	
September	431	
October	516	
November	710	
December	837	
January	996	
February	1,180	
March	1,290	
April	1,423	
May	1,424	
June	1,424	

QUALITY

	Quantity	Base Number	Contract	AT	Region	England
% of FP17s for the same patient ID Re-attending within 3 months - Children	6	123	4.9%	11.0%	11.0%	11.5%
% of FP17s for the same patient ID Re-attending within 3 months - Adults	2	66	3.0%	14.8%	15.3%	15.4%
% of FP17s for the same patient ID Re-attending between 3 & 9 months - Children	70	123	56.9%	59.0%	61.2%	58.9%
% of FP17s for the same patient ID Re-attending between 3 & 9 months - Adults	19	66	28.8%	49.5%	52.9%	51.6%
% of FP17s for Band 1 Urgent Courses	19	126	15.1%	9.7%	9.4%	8.9%
% of FP17s Relating to Free Repair or Replacements	0	126	0.0%	0.7%	0.7%	0.8%
% of FP17s Relating to Continuations	0	126	0.0%	0.7%	0.9%	0.9%
% of Patients satisfied with the dentistry they have received	0	0	N/A	94.8%	93.6%	93.2%
% of Patients satisfied with the time they had to wait for an appointment	0	0	N/A	88.9%	88.8%	88.8%

* This is based on patients treated on this contract for their most recent course of treatment. Figures in italics indicate the base number of FP17s or Patient Questionnaire responses are less than 100. N/A is shown where the base number of responses is less than 10 during the period. % is calculated as Quantity/Base number*100

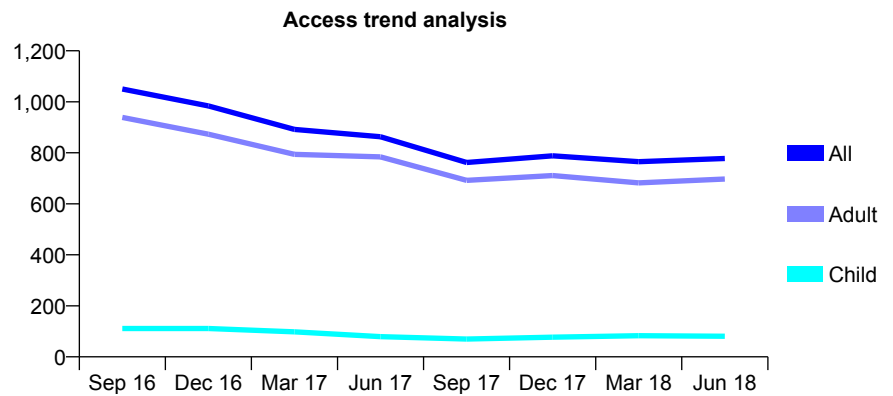
Q69 - Vital Signs At a Glance Contract Report for 829471/0006 - June 2018

Name or company name	SMILE CARE SLOUGH LTD
Contract type name	GDS Contract
Purpose of contract	General
Contract start date	01/04/2006
Contract end date	

18/19 Contracted general activity (UDA)	3,143
Carry forward general activity (UDA)	0
18/19 Contracted orthodontic activity (UOA)	0
Carry forward orthodontic activity (UOA)	0
Baseline contract value	£255,508.85

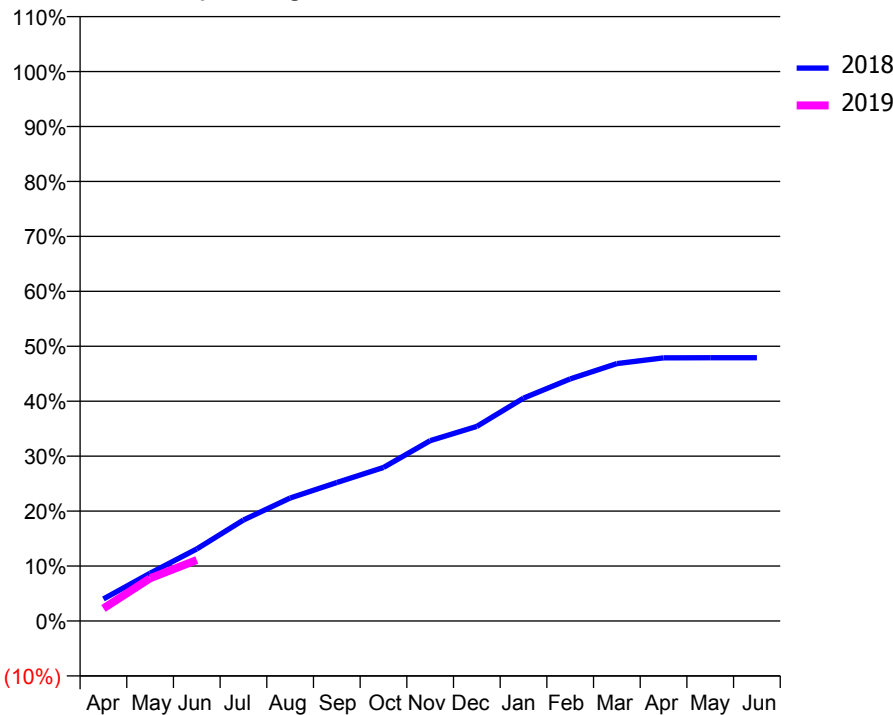
ACCESS*

Patients seen in 24 months	Total	Change since previous quarter
Quarter ending June 2017	863	
Quarter ending September 2017	762	↓
Quarter ending December 2017	788	↑
Quarter ending March 2018	765	↓
Quarter ending June 2018	778	→
Variance since June 2017	(9.8%)	↓



ACTIVITY

Cumulative percentage of contracted UDA delivered 2018 & 2019



Month	Adjusted Scheduled Activity (UDA)	
	2018	2019
April	126	72
May	273	244
June	412	349
July	578	
August	703	
September	792	
October	878	
November	1,031	
December	1,113	
January	1,275	
February	1,384	
March	1,473	
April	1,505	
May	1,506	
June	1,506	

QUALITY

	Quantity	Base Number	Contract	AT	Region	England
% of FP17s for the same patient ID Re-attending within 3 months - Children	0	60	0.0%	11.0%	11.0%	11.5%
% of FP17s for the same patient ID Re-attending within 3 months - Adults	2	250	0.8%	14.8%	15.3%	15.4%
% of FP17s for the same patient ID Re-attending between 3 & 9 months - Children	0	60	0.0%	59.0%	61.2%	58.9%
% of FP17s for the same patient ID Re-attending between 3 & 9 months - Adults	3	250	1.2%	49.5%	52.9%	51.6%
% of FP17s for Band 1 Urgent Courses	276	282	97.9%	9.7%	9.4%	8.9%
% of FP17s Relating to Free Repair or Replacements	0	282	0.0%	0.7%	0.7%	0.8%
% of FP17s Relating to Continuations	0	282	0.0%	0.7%	0.9%	0.9%
% of Patients satisfied with the dentistry they have received	3	4	N/A	94.8%	93.6%	93.2%
% of Patients satisfied with the time they had to wait for an appointment	3	4	N/A	88.9%	88.8%	88.8%

* This is based on patients treated on this contract for their most recent course of treatment. Figures in italics indicate the base number of FP17s or Patient Questionnaire responses are less than 100. N/A is shown where the base number of responses is less than 10 during the period. % is calculated as Quantity/Base number*100

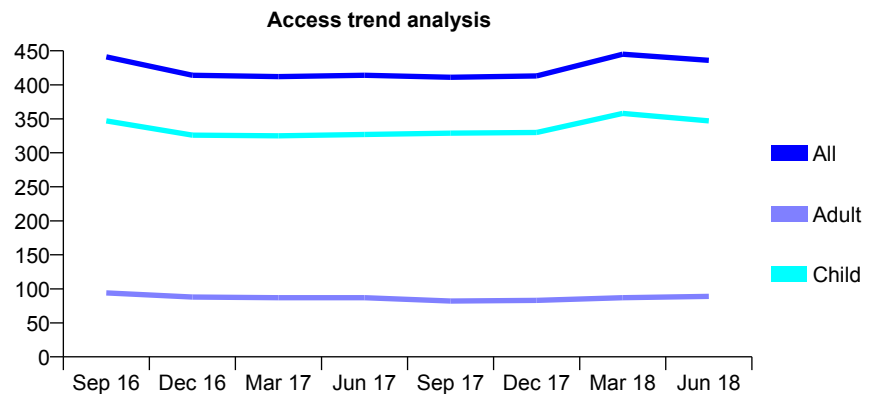
Q69 - Vital Signs At a Glance Contract Report for 830119/0001 - June 2018

Name or company name	MR MJ MCKENNY
Contract type name	GDS Contract
Purpose of contract	General
Contract start date	01/04/2008
Contract end date	

18/19 Contracted general activity (UDA)	732
Carry forward general activity (UDA)	0
18/19 Contracted orthodontic activity (UOA)	0
Carry forward orthodontic activity (UOA)	0
Baseline contract value	£16,441.44

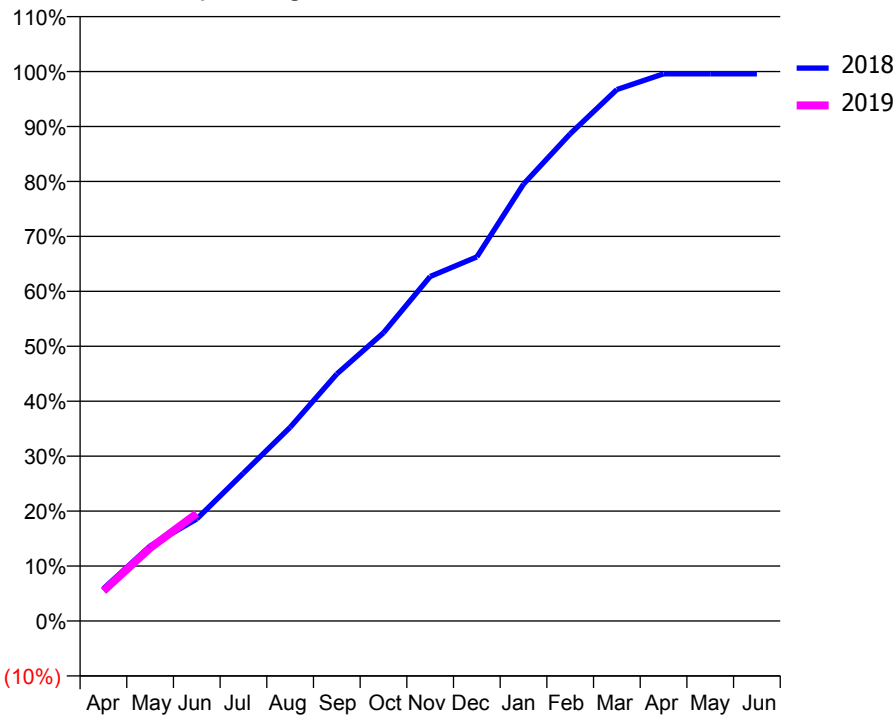
ACCESS*

Patients seen in 24 months	Total	Change since previous quarter
Quarter ending June 2017	414	
Quarter ending September 2017	411	→
Quarter ending December 2017	413	→
Quarter ending March 2018	445	↑
Quarter ending June 2018	436	↓
Variance since June 2017	5.3%	↑



ACTIVITY

Cumulative percentage of contracted UDA delivered 2018 & 2019



Adjusted Scheduled Activity (UDA)		
Month	2018	2019
April	43	40
May	100	97
June	136	143
July	197	
August	258	
September	329	
October	384	
November	459	
December	485	
January	582	
February	649	
March	708	
April	729	
May	729	
June	729	

QUALITY

	Quantity	Base Number	Contract	AT	Region	England
% of FP17s for the same patient ID Re-attending within 3 months - Children	6	110	5.5%	11.0%	11.0%	11.5%
% of FP17s for the same patient ID Re-attending within 3 months - Adults	0	14	0.0%	14.8%	15.3%	15.4%
% of FP17s for the same patient ID Re-attending between 3 & 9 months - Children	60	110	54.5%	59.0%	61.2%	58.9%
% of FP17s for the same patient ID Re-attending between 3 & 9 months - Adults	8	14	57.1%	49.5%	52.9%	51.6%
% of FP17s for Band 1 Urgent Courses	1	107	0.9%	9.7%	9.4%	8.9%
% of FP17s Relating to Free Repair or Replacements	0	107	0.0%	0.7%	0.7%	0.8%
% of FP17s Relating to Continuations	1	107	0.9%	0.7%	0.9%	0.9%
% of Patients satisfied with the dentistry they have received	0	0	N/A	94.8%	93.6%	93.2%
% of Patients satisfied with the time they had to wait for an appointment	0	0	N/A	88.9%	88.8%	88.8%

* This is based on patients treated on this contract for their most recent course of treatment. Figures in italics indicate the base number of FP17s or Patient Questionnaire responses are less than 100. N/A is shown where the base number of responses is less than 10 during the period. % is calculated as Quantity/Base number*100

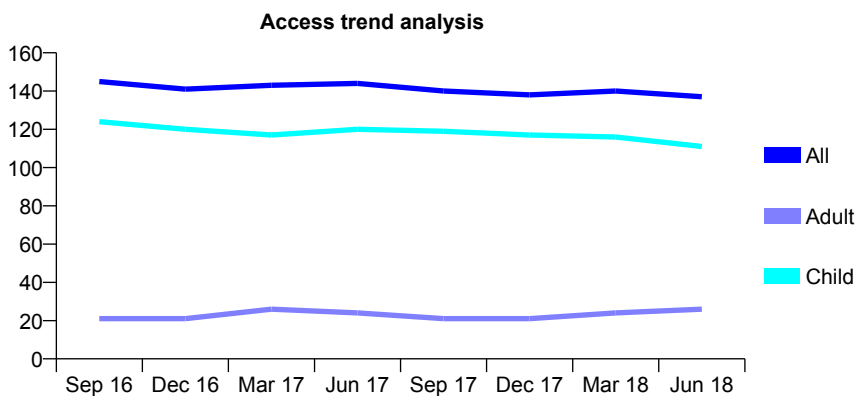
Q69 - Vital Signs At a Glance Contract Report for 830429/0001 - June 2018

Name or company name	MRS CA PEERS
Contract type name	GDS Contract
Purpose of contract	General
Contract start date	01/04/2006
Contract end date	

18/19 Contracted general activity (UDA)	293
Carry forward general activity (UDA)	0
18/19 Contracted orthodontic activity (UOA)	0
Carry forward orthodontic activity (UOA)	0
Baseline contract value	£7,008.42

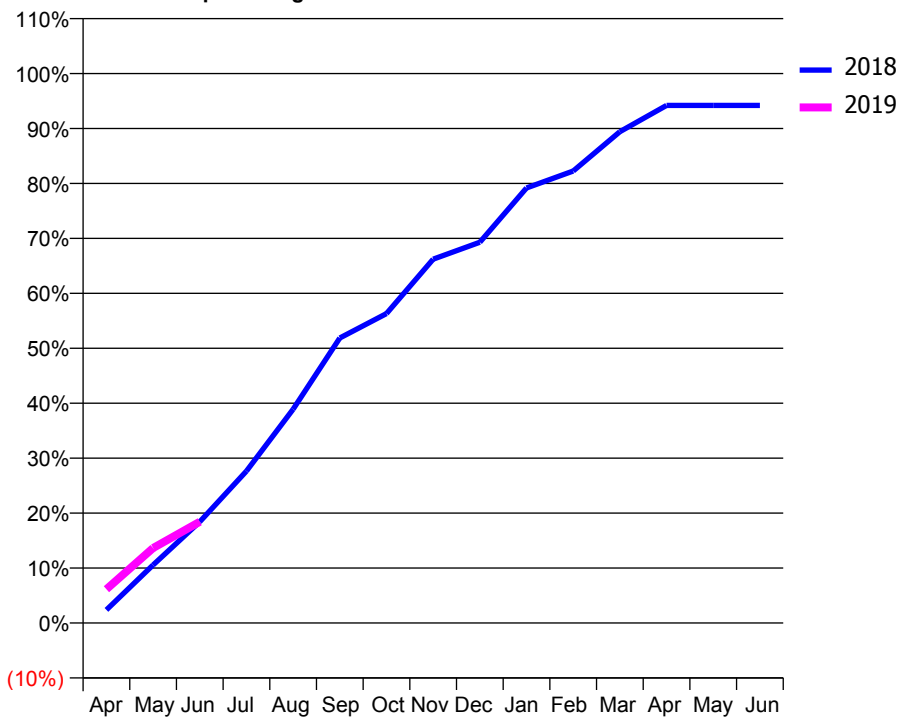
ACCESS*

Patients seen in 24 months	Total	Change since previous quarter
Quarter ending June 2017	144	
Quarter ending September 2017	140	↓
Quarter ending December 2017	138	↓
Quarter ending March 2018	140	→
Quarter ending June 2018	137	↓
Variance since June 2017	(4.9%)	↓



ACTIVITY

Cumulative percentage of contracted UDA delivered 2018 & 2019



Adjusted Scheduled Activity (UDA)

Month	2018	2019
April	7	18
May	31	40
June	54	54
July	81	
August	114	
September	152	
October	165	
November	194	
December	203	
January	232	
February	241	
March	262	
April	276	
May	276	
June	276	

QUALITY

	Quantity	Base Number	Contract	AT	Region	England
% of FP17s for the same patient ID Re-attending within 3 months - Children	3	48	6.3%	11.0%	11.0%	11.5%
% of FP17s for the same patient ID Re-attending within 3 months - Adults	1	2	50.0%	14.8%	15.3%	15.4%
% of FP17s for the same patient ID Re-attending between 3 & 9 months - Children	30	48	62.5%	59.0%	61.2%	58.9%
% of FP17s for the same patient ID Re-attending between 3 & 9 months - Adults	1	2	50.0%	49.5%	52.9%	51.6%
% of FP17s for Band 1 Urgent Courses	0	38	0.0%	9.7%	9.4%	8.9%
% of FP17s Relating to Free Repair or Replacements	0	38	0.0%	0.7%	0.7%	0.8%
% of FP17s Relating to Continuations	1	38	2.6%	0.7%	0.9%	0.9%
% of Patients satisfied with the dentistry they have received	0	0	N/A	94.8%	93.6%	93.2%
% of Patients satisfied with the time they had to wait for an appointment	0	0	N/A	88.9%	88.8%	88.8%

* This is based on patients treated on this contract for their most recent course of treatment. Figures in italics indicate the base number of FP17s or Patient Questionnaire responses are less than 100. N/A is shown where the base number of responses is less than 10 during the period. % is calculated as Quantity/Base number*100

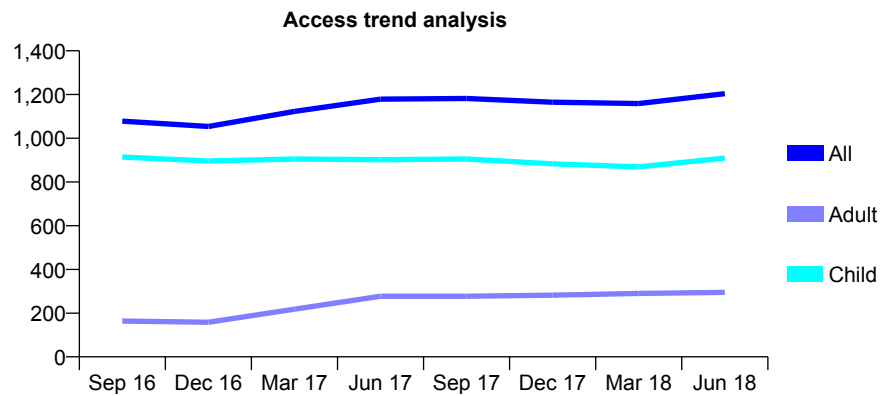
Q69 - Vital Signs At a Glance Contract Report for 834815/0001 - June 2018

Name or company name	Watlington Dental Centre
Contract type name	GDS Contract
Purpose of contract	General
Contract start date	01/04/2006
Contract end date	

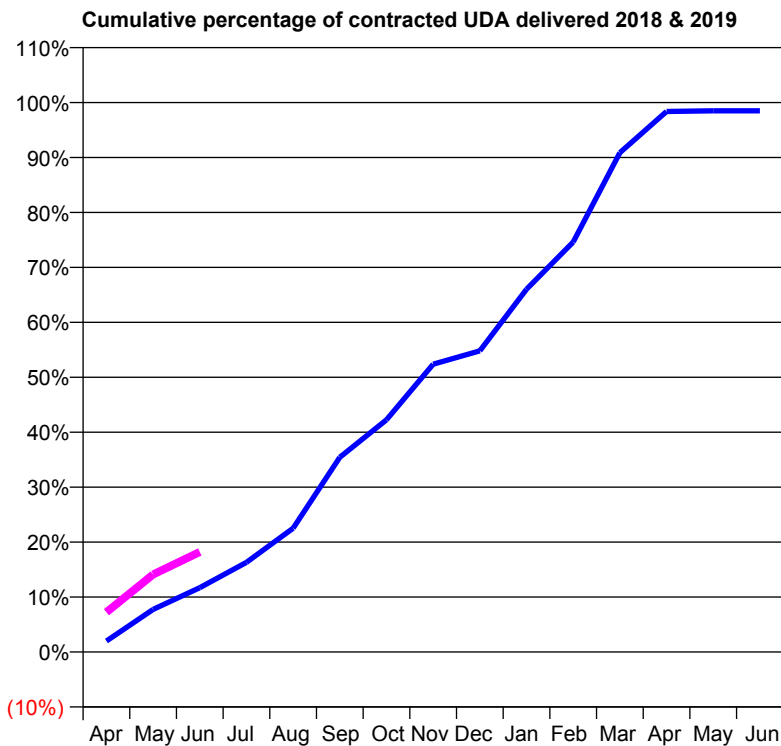
18/19 Contracted general activity (UDA)	2,300
Carry forward general activity (UDA)	0
18/19 Contracted orthodontic activity (UOA)	0
Carry forward orthodontic activity (UOA)	0
Baseline contract value	£54,990.53

ACCESS*

Patients seen in 24 months	Total	Change since previous quarter
Quarter ending June 2017	1,179	
Quarter ending September 2017	1,182	→
Quarter ending December 2017	1,165	↓
Quarter ending March 2018	1,159	→
Quarter ending June 2018	1,204	↑
Variance since June 2017	2.1%	↑



ACTIVITY



Month	Adjusted Scheduled Activity (UDA)	
	2018	2019
April	46	166
May	178	325
June	269	419
July	375	
August	518	
September	815	
October	972	
November	1,205	
December	1,261	
January	1,518	
February	1,716	
March	2,090	
April	2,262	
May	2,265	
June	2,265	

QUALITY

	Quantity	Base Number	Contract	AT	Region	England
% of FP17s for the same patient ID Re-attending within 3 months - Children	18	263	6.8%	11.0%	11.0%	11.5%
% of FP17s for the same patient ID Re-attending within 3 months - Adults	0	29	0.0%	14.8%	15.3%	15.4%
% of FP17s for the same patient ID Re-attending between 3 & 9 months - Children	149	263	56.7%	59.0%	61.2%	58.9%
% of FP17s for the same patient ID Re-attending between 3 & 9 months - Adults	9	29	31.0%	49.5%	52.9%	51.6%
% of FP17s for Band 1 Urgent Courses	4	241	1.7%	9.7%	9.4%	8.9%
% of FP17s Relating to Free Repair or Replacements	0	241	0.0%	0.7%	0.7%	0.8%
% of FP17s Relating to Continuations	0	241	0.0%	0.7%	0.9%	0.9%
% of Patients satisfied with the dentistry they have received	2	2	N/A	94.8%	93.6%	93.2%
% of Patients satisfied with the time they had to wait for an appointment	2	2	N/A	88.9%	88.8%	88.8%

* This is based on patients treated on this contract for their most recent course of treatment. Figures in italics indicate the base number of FP17s or Patient Questionnaire responses are less than 100. N/A is shown where the base number of responses is less than 10 during the period. % is calculated as Quantity/Base number*100

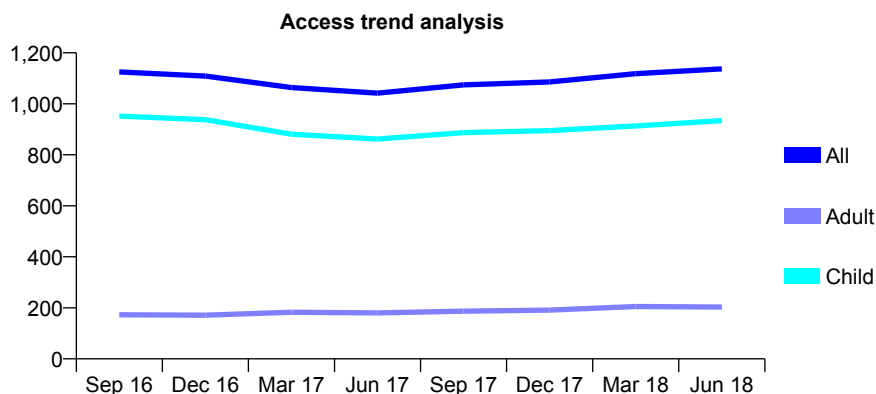
Q69 - Vital Signs At a Glance Contract Report for 839175/0004 - June 2018

Name or company name	MR U BOSE
Contract type name	GDS Contract
Purpose of contract	General
Contract start date	01/01/2013
Contract end date	

18/19 Contracted general activity (UDA)	3,000
Carry forward general activity (UDA)	0
18/19 Contracted orthodontic activity (UOA)	0
Carry forward orthodontic activity (UOA)	0
Baseline contract value	£75,469.40

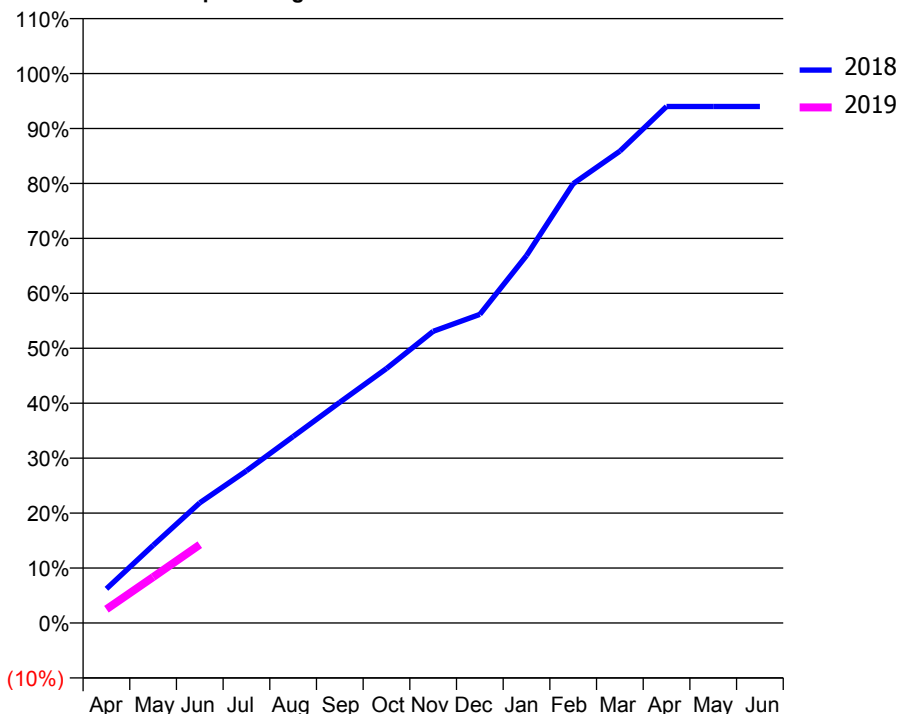
ACCESS*

Patients seen in 24 months	Total	Change since previous quarter
Quarter ending June 2017	1,042	
Quarter ending September 2017	1,074	↑
Quarter ending December 2017	1,086	→
Quarter ending March 2018	1,118	↑
Quarter ending June 2018	1,137	→
Variance since June 2017	9.1%	↑



ACTIVITY

Cumulative percentage of contracted UDA delivered 2018 & 2019



Month	Adjusted Scheduled Activity (UDA)	
	2018	2019
April	187	75
May	424	251
June	656	428
July	831	
August	1,018	
September	1,205	
October	1,389	
November	1,592	
December	1,685	
January	2,006	
February	2,398	
March	2,576	
April	2,820	
May	2,820	
June	2,820	

QUALITY

	Quantity	Base Number	Contract	AT	Region	England
% of FP17s for the same patient ID Re-attending within 3 months - Children	163	537	30.4%	11.0%	11.0%	11.5%
% of FP17s for the same patient ID Re-attending within 3 months - Adults	7	26	26.9%	14.8%	15.3%	15.4%
% of FP17s for the same patient ID Re-attending between 3 & 9 months - Children	180	537	33.5%	59.0%	61.2%	58.9%
% of FP17s for the same patient ID Re-attending between 3 & 9 months - Adults	10	26	38.5%	49.5%	52.9%	51.6%
% of FP17s for Band 1 Urgent Courses	0	359	0.0%	9.7%	9.4%	8.9%
% of FP17s Relating to Free Repair or Replacements	1	359	0.3%	0.7%	0.7%	0.8%
% of FP17s Relating to Continuations	0	359	0.0%	0.7%	0.9%	0.9%
% of Patients satisfied with the dentistry they have received	1	1	N/A	94.8%	93.6%	93.2%
% of Patients satisfied with the time they had to wait for an appointment	1	1	N/A	88.9%	88.8%	88.8%

* This is based on patients treated on this contract for their most recent course of treatment. Figures in italics indicate the base number of FP17s or Patient Questionnaire responses are less than 100. N/A is shown where the base number of responses is less than 10 during the period. % is calculated as Quantity/Base number*100

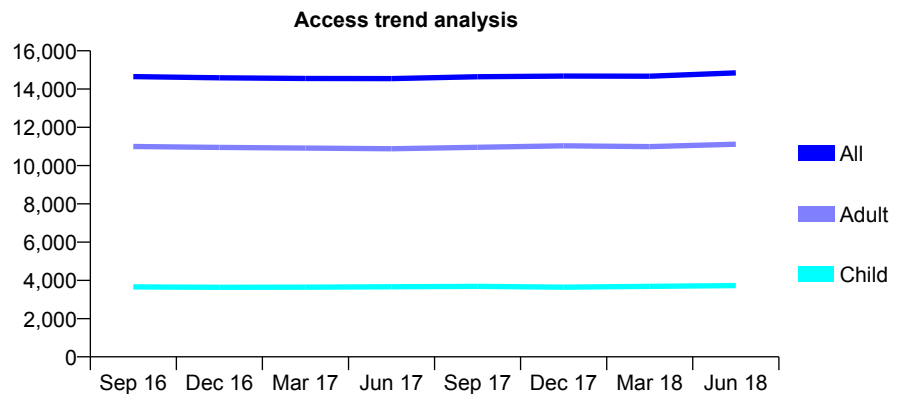
Q69 - Vital Signs At a Glance Contract Report for 842834/0001 - June 2018

Name or company name	MR HR LABBANI MOTLAGH
Contract type name	GDS Contract
Purpose of contract	General
Contract start date	01/12/2009
Contract end date	

18/19 Contracted general activity (UDA)	36,100
Carry forward general activity (UDA)	0
18/19 Contracted orthodontic activity (UOA)	0
Carry forward orthodontic activity (UOA)	0
Baseline contract value	£1,055,515.13

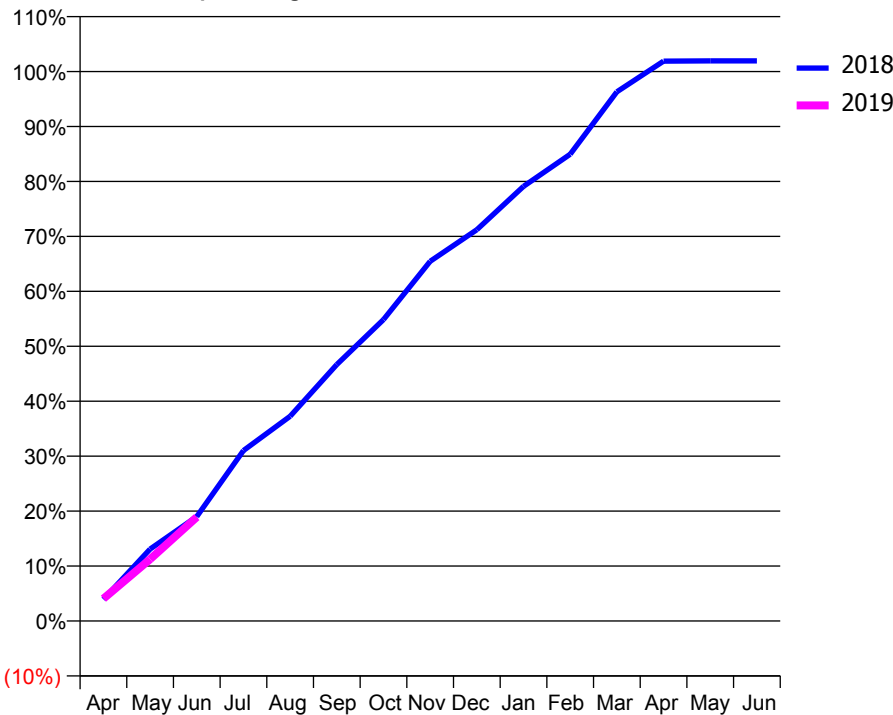
ACCESS*

Patients seen in 24 months	Total	Change since previous quarter
Quarter ending June 2017	14,546	
Quarter ending September 2017	14,642	→
Quarter ending December 2017	14,678	→
Quarter ending March 2018	14,674	→
Quarter ending June 2018	14,847	→
Variance since June 2017	2.1%	↑



ACTIVITY

Cumulative percentage of contracted UDA delivered 2018 & 2019



Month	Adjusted Scheduled Activity (UDA)	
	2018	2019
April	1,424	1,471
May	4,728	4,059
June	6,864	6,831
July	11,196	
August	13,452	
September	16,851	
October	19,806	
November	23,635	
December	25,710	
January	28,559	
February	30,669	
March	34,769	
April	36,781	
May	36,796	
June	36,796	

QUALITY

	Quantity	Base Number	Contract	AT	Region	England
% of FP17s for the same patient ID Re-attending within 3 months - Children	13	1,298	1.0%	11.0%	11.0%	11.5%
% of FP17s for the same patient ID Re-attending within 3 months - Adults	192	3,532	5.4%	14.8%	15.3%	15.4%
% of FP17s for the same patient ID Re-attending between 3 & 9 months - Children	750	1,298	57.8%	59.0%	61.2%	58.9%
% of FP17s for the same patient ID Re-attending between 3 & 9 months - Adults	1,987	3,532	56.3%	49.5%	52.9%	51.6%
% of FP17s for Band 1 Urgent Courses	20	3,815	0.5%	9.7%	9.4%	8.9%
% of FP17s Relating to Free Repair or Replacements	0	3,815	0.0%	0.7%	0.7%	0.8%
% of FP17s Relating to Continuations	18	3,815	0.5%	0.7%	0.9%	0.9%
% of Patients satisfied with the dentistry they have received	69	70	98.6%	94.8%	93.6%	93.2%
% of Patients satisfied with the time they had to wait for an appointment	69	70	98.6%	88.9%	88.8%	88.8%

* This is based on patients treated on this contract for their most recent course of treatment. Figures in italics indicate the base number of FP17s or Patient Questionnaire responses are less than 100. N/A is shown where the base number of responses is less than 10 during the period. % is calculated as Quantity/Base number*100

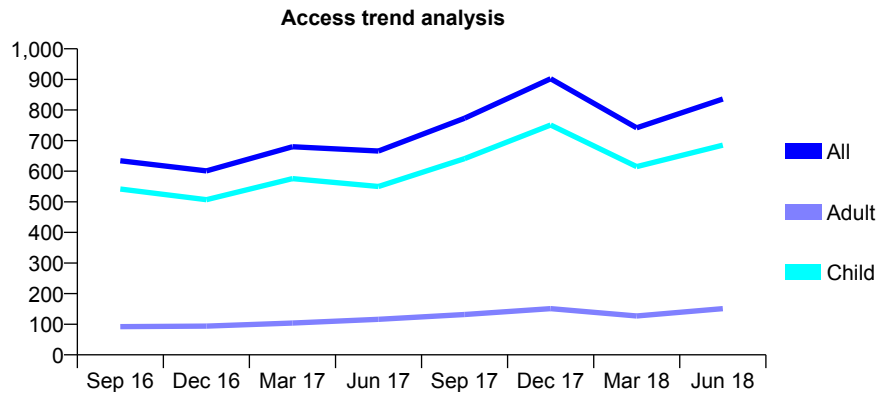
Q69 - Vital Signs At a Glance Contract Report for 847054/0001 - June 2018

Name or company name	MR RA HUGHES
Contract type name	GDS Contract
Purpose of contract	General
Contract start date	01/04/2006
Contract end date	

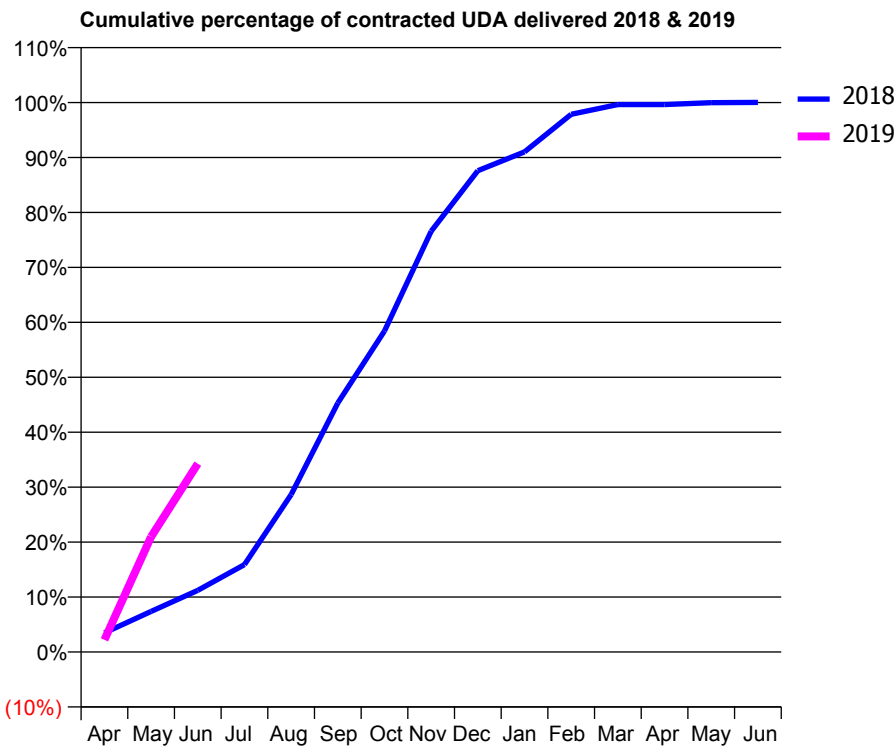
18/19 Contracted general activity (UDA)	1,526
Carry forward general activity (UDA)	0
18/19 Contracted orthodontic activity (UOA)	0
Carry forward orthodontic activity (UOA)	0
Baseline contract value	£40,097.88

ACCESS*

Patients seen in 24 months	Total	Change since previous quarter
Quarter ending June 2017	666	
Quarter ending September 2017	773	↑
Quarter ending December 2017	902	↑
Quarter ending March 2018	742	↓
Quarter ending June 2018	836	↑
Variance since June 2017	25.5%	↑



ACTIVITY



Adjusted Scheduled Activity (UDA)		
Month	2018	2019
April	53	34
May	113	320
June	171	523
July	243	
August	437	
September	691	
October	891	
November	1,169	
December	1,337	
January	1,389	
February	1,493	
March	1,520	
April	1,520	
May	1,525	
June	1,526	

QUALITY

	Quantity	Base Number	Contract	AT	Region	England
% of FP17s for the same patient ID Re-attending within 3 months - Children	16	345	4.6%	11.0%	11.0%	11.5%
% of FP17s for the same patient ID Re-attending within 3 months - Adults	3	38	7.9%	14.8%	15.3%	15.4%
% of FP17s for the same patient ID Re-attending between 3 & 9 months - Children	174	345	50.4%	59.0%	61.2%	58.9%
% of FP17s for the same patient ID Re-attending between 3 & 9 months - Adults	10	38	26.3%	49.5%	52.9%	51.6%
% of FP17s for Band 1 Urgent Courses	16	379	4.2%	9.7%	9.4%	8.9%
% of FP17s Relating to Free Repair or Replacements	0	379	0.0%	0.7%	0.7%	0.8%
% of FP17s Relating to Continuations	0	379	0.0%	0.7%	0.9%	0.9%
% of Patients satisfied with the dentistry they have received	0	0	N/A	94.8%	93.6%	93.2%
% of Patients satisfied with the time they had to wait for an appointment	0	0	N/A	88.9%	88.8%	88.8%

* This is based on patients treated on this contract for their most recent course of treatment. Figures in italics indicate the base number of FP17s or Patient Questionnaire responses are less than 100. N/A is shown where the base number of responses is less than 10 during the period. % is calculated as Quantity/Base number*100

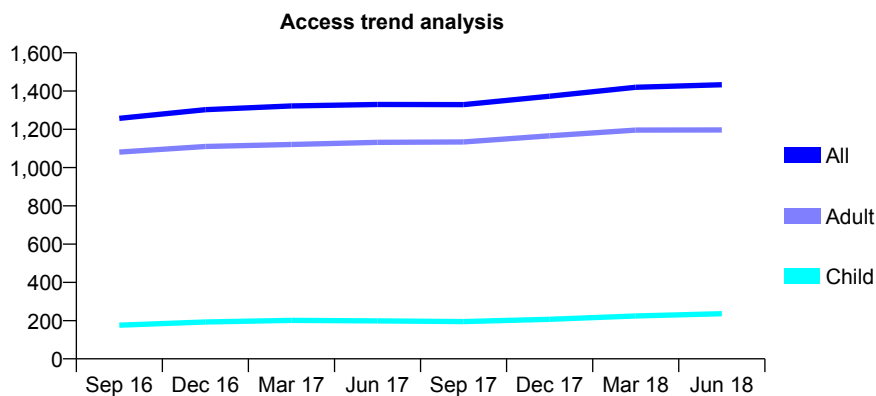
Q69 - Vital Signs At a Glance Contract Report for 848077/0001 - June 2018

Name or company name	MISS NP MCVEIGH
Contract type name	GDS Contract
Purpose of contract	General
Contract start date	01/04/2006
Contract end date	

18/19 Contracted general activity (UDA)	4,472
Carry forward general activity (UDA)	0
18/19 Contracted orthodontic activity (UOA)	0
Carry forward orthodontic activity (UOA)	0
Baseline contract value	£94,609.01

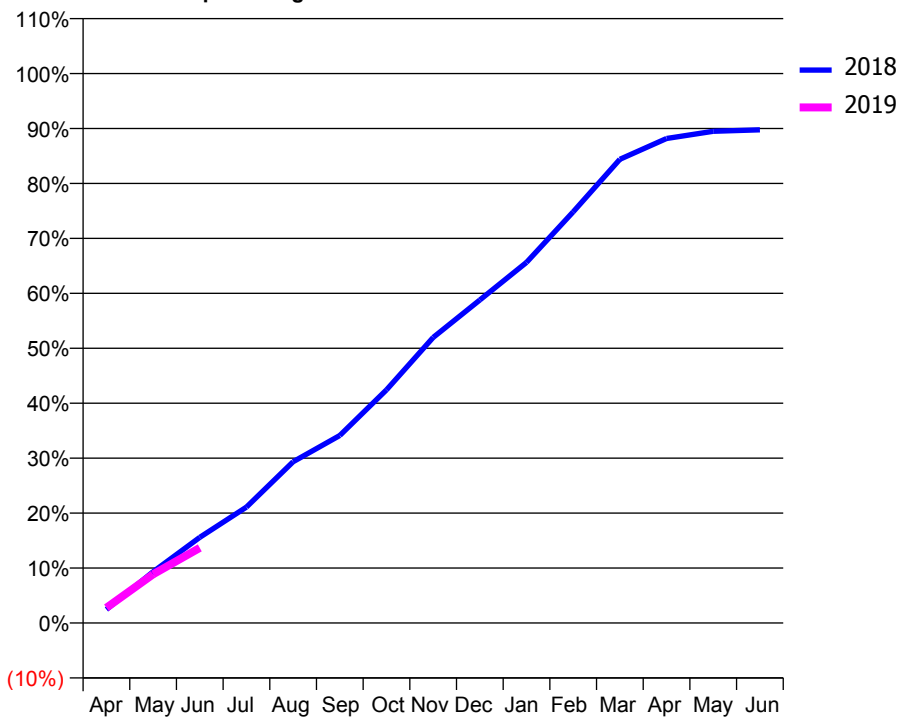
ACCESS*

Patients seen in 24 months	Total	Change since previous quarter
Quarter ending June 2017	1,330	
Quarter ending September 2017	1,329	→
Quarter ending December 2017	1,373	↑
Quarter ending March 2018	1,420	↑
Quarter ending June 2018	1,433	→
Variance since June 2017	7.7%	↑



ACTIVITY

Cumulative percentage of contracted UDA delivered 2018 & 2019



Adjusted Scheduled Activity (UDA)

Month	2018	2019
April	111	124
May	417	396
June	697	611
July	944	
August	1,313	
September	1,526	
October	1,898	
November	2,324	
December	2,628	
January	2,935	
February	3,347	
March	3,774	
April	3,943	
May	4,002	
June	4,014	

QUALITY

	Quantity	Base Number	Contract	AT	Region	England
% of FP17s for the same patient ID Re-attending within 3 months - Children	8	108	7.4%	11.0%	11.0%	11.5%
% of FP17s for the same patient ID Re-attending within 3 months - Adults	51	399	12.8%	14.8%	15.3%	15.4%
% of FP17s for the same patient ID Re-attending between 3 & 9 months - Children	68	108	63.0%	59.0%	61.2%	58.9%
% of FP17s for the same patient ID Re-attending between 3 & 9 months - Adults	274	399	68.7%	49.5%	52.9%	51.6%
% of FP17s for Band 1 Urgent Courses	36	401	9.0%	9.7%	9.4%	8.9%
% of FP17s Relating to Free Repair or Replacements	1	401	0.2%	0.7%	0.7%	0.8%
% of FP17s Relating to Continuations	0	401	0.0%	0.7%	0.9%	0.9%
% of Patients satisfied with the dentistry they have received	1	1	N/A	94.8%	93.6%	93.2%
% of Patients satisfied with the time they had to wait for an appointment	1	1	N/A	88.9%	88.8%	88.8%

* This is based on patients treated on this contract for their most recent course of treatment. Figures in italics indicate the base number of FP17s or Patient Questionnaire responses are less than 100. N/A is shown where the base number of responses is less than 10 during the period. % is calculated as Quantity/Base number*100

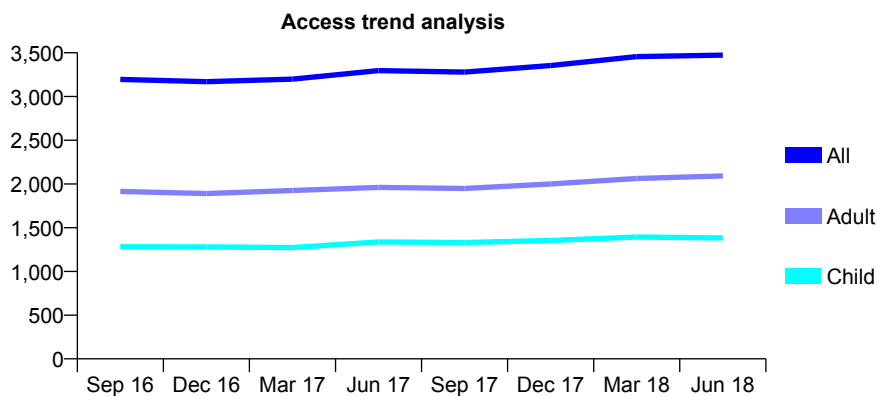
Q69 - Vital Signs At a Glance Contract Report for 854166/0001 - June 2018

Name or company name	MRS JP BENNETT
Contract type name	GDS Contract
Purpose of contract	General
Contract start date	01/04/2006
Contract end date	

18/19 Contracted general activity (UDA)	5,698
Carry forward general activity (UDA)	0
18/19 Contracted orthodontic activity (UOA)	0
Carry forward orthodontic activity (UOA)	0
Baseline contract value	£113,797.57

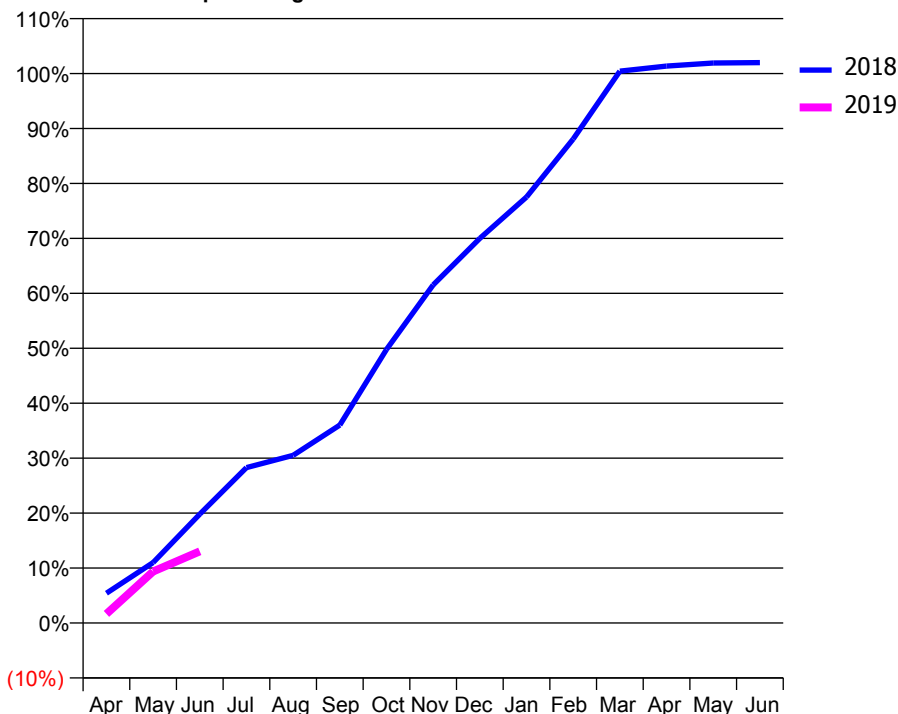
ACCESS*

Patients seen in 24 months	Total	Change since previous quarter
Quarter ending June 2017	3,297	
Quarter ending September 2017	3,279	→
Quarter ending December 2017	3,354	↑
Quarter ending March 2018	3,456	↑
Quarter ending June 2018	3,473	→
Variance since June 2017	5.3%	↑



ACTIVITY

Cumulative percentage of contracted UDA delivered 2018 & 2019



Adjusted Scheduled Activity (UDA)		
Month	2018	2019
April	310	95
May	627	534
June	1,129	744
July	1,612	
August	1,738	
September	2,052	
October	2,837	
November	3,506	
December	3,988	
January	4,418	
February	5,018	
March	5,722	
April	5,775	
May	5,807	
June	5,810	

QUALITY

	Quantity	Base Number	Contract	AT	Region	England
% of FP17s for the same patient ID Re-attending within 3 months - Children	53	340	15.6%	11.0%	11.0%	11.5%
% of FP17s for the same patient ID Re-attending within 3 months - Adults	88	467	18.8%	14.8%	15.3%	15.4%
% of FP17s for the same patient ID Re-attending between 3 & 9 months - Children	203	340	59.7%	59.0%	61.2%	58.9%
% of FP17s for the same patient ID Re-attending between 3 & 9 months - Adults	228	467	48.8%	49.5%	52.9%	51.6%
% of FP17s for Band 1 Urgent Courses	68	497	13.7%	9.7%	9.4%	8.9%
% of FP17s Relating to Free Repair or Replacements	4	497	0.8%	0.7%	0.7%	0.8%
% of FP17s Relating to Continuations	0	497	0.0%	0.7%	0.9%	0.9%
% of Patients satisfied with the dentistry they have received	0	0	N/A	94.8%	93.6%	93.2%
% of Patients satisfied with the time they had to wait for an appointment	0	0	N/A	88.9%	88.8%	88.8%

* This is based on patients treated on this contract for their most recent course of treatment. Figures in italics indicate the base number of FP17s or Patient Questionnaire responses are less than 100. N/A is shown where the base number of responses is less than 10 during the period. % is calculated as Quantity/Base number*100

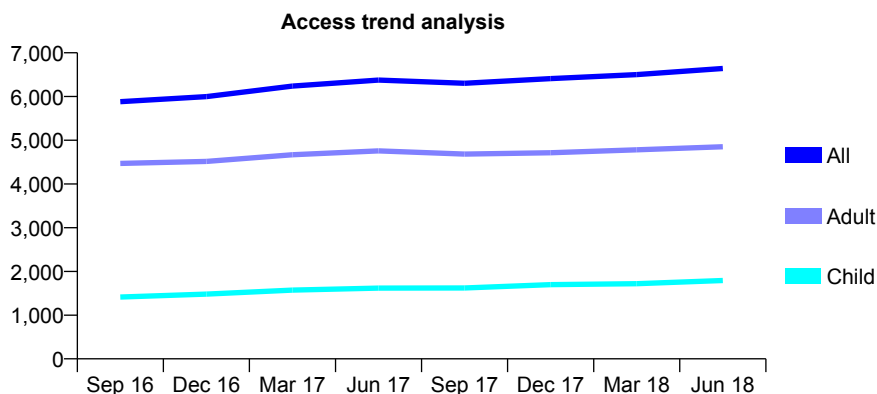
Q69 - Vital Signs At a Glance Contract Report for 889660/0001 - June 2018

Name or company name	MR B AHMED
Contract type name	GDS Contract
Purpose of contract	General
Contract start date	25/07/2012
Contract end date	

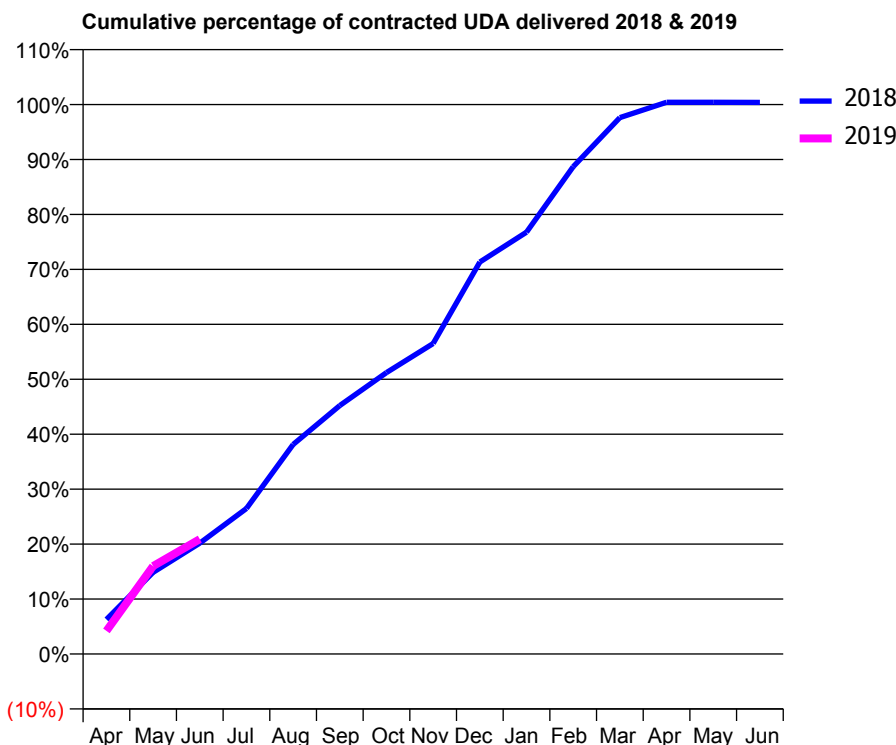
18/19 Contracted general activity (UDA)	13,000
Carry forward general activity (UDA)	0
18/19 Contracted orthodontic activity (UOA)	0
Carry forward orthodontic activity (UOA)	0
Baseline contract value	£312,585.89

ACCESS*

Patients seen in 24 months	Total	Change since previous quarter
Quarter ending June 2017	6,376	
Quarter ending September 2017	6,303	↓
Quarter ending December 2017	6,411	→
Quarter ending March 2018	6,501	→
Quarter ending June 2018	6,642	↑
Variance since June 2017	4.2%	↑



ACTIVITY



Month	Adjusted Scheduled Activity (UDA)	
	2018	2019
April	851	548
May	2,008	2,081
June	2,725	2,719
July	3,577	
August	5,149	
September	6,104	
October	6,914	
November	7,627	
December	9,629	
January	10,364	
February	11,971	
March	13,178	
April	13,554	
May	13,555	
June	13,552	

QUALITY

	Quantity	Base Number	Contract	AT	Region	England
% of FP17s for the same patient ID Re-attending within 3 months - Children	40	582	6.9%	11.0%	11.0%	11.5%
% of FP17s for the same patient ID Re-attending within 3 months - Adults	160	1,420	11.3%	14.8%	15.3%	15.4%
% of FP17s for the same patient ID Re-attending between 3 & 9 months - Children	332	582	57.0%	59.0%	61.2%	58.9%
% of FP17s for the same patient ID Re-attending between 3 & 9 months - Adults	755	1,420	53.2%	49.5%	52.9%	51.6%
% of FP17s for Band 1 Urgent Courses	149	1,559	9.6%	9.7%	9.4%	8.9%
% of FP17s Relating to Free Repair or Replacements	3	1,559	0.2%	0.7%	0.7%	0.8%
% of FP17s Relating to Continuations	1	1,559	0.1%	0.7%	0.9%	0.9%
% of Patients satisfied with the dentistry they have received	6	6	N/A	94.8%	93.6%	93.2%
% of Patients satisfied with the time they had to wait for an appointment	6	6	N/A	88.9%	88.8%	88.8%

* This is based on patients treated on this contract for their most recent course of treatment. Figures in italics indicate the base number of FP17s or Patient Questionnaire responses are less than 100. N/A is shown where the base number of responses is less than 10 during the period. % is calculated as Quantity/Base number*100

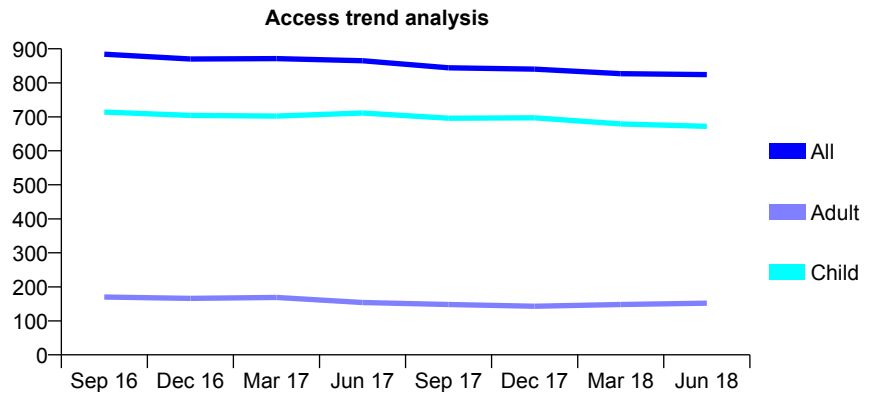
Q69 - Vital Signs At a Glance Contract Report for 905763/0001 - June 2018

Name or company name	MR HR PATEL
Contract type name	GDS Contract
Purpose of contract	General
Contract start date	01/04/2006
Contract end date	

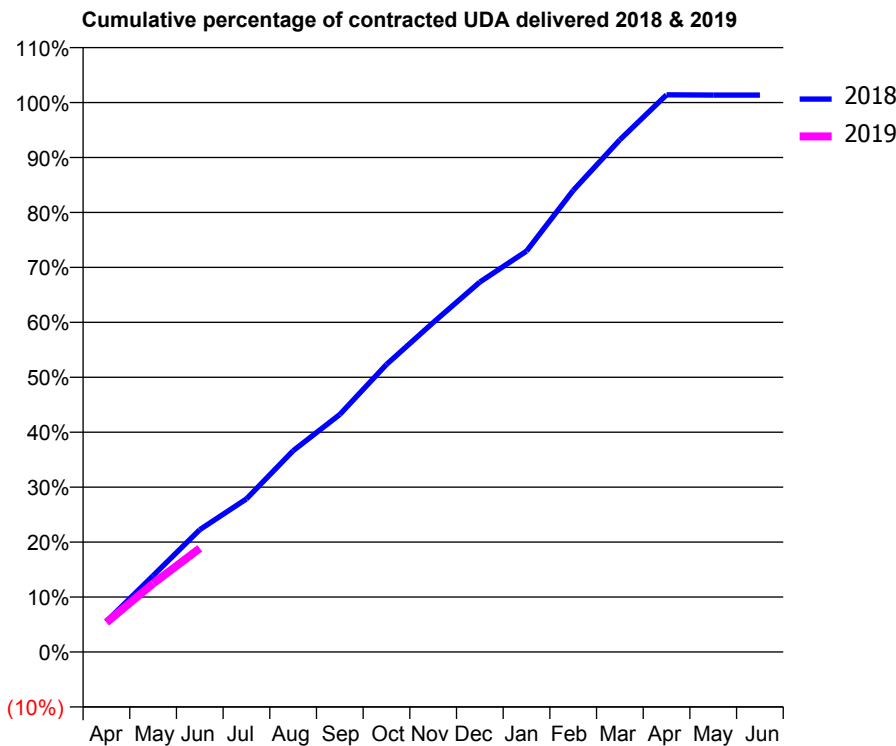
18/19 Contracted general activity (UDA)	2,000
Carry forward general activity (UDA)	0
18/19 Contracted orthodontic activity (UOA)	0
Carry forward orthodontic activity (UOA)	0
Baseline contract value	£45,059.13

ACCESS*

Patients seen in 24 months	Total	Change since previous quarter
Quarter ending June 2017	865	
Quarter ending September 2017	844	↓
Quarter ending December 2017	840	→
Quarter ending March 2018	827	↓
Quarter ending June 2018	824	→
Variance since June 2017	(4.7%)	↓



ACTIVITY



Month	Adjusted Scheduled Activity (UDA)	
	2018	2019
April	111	108
May	278	249
June	445	377
July	558	
August	732	
September	864	
October	1,047	
November	1,199	
December	1,346	
January	1,459	
February	1,680	
March	1,864	
April	2,028	
May	2,027	
June	2,027	

QUALITY

	Quantity	Base Number	Contract	AT	Region	England
% of FP17s for the same patient ID Re-attending within 3 months - Children	18	291	6.2%	11.0%	11.0%	11.5%
% of FP17s for the same patient ID Re-attending within 3 months - Adults	7	31	22.6%	14.8%	15.3%	15.4%
% of FP17s for the same patient ID Re-attending between 3 & 9 months - Children	176	291	60.5%	59.0%	61.2%	58.9%
% of FP17s for the same patient ID Re-attending between 3 & 9 months - Adults	20	31	64.5%	49.5%	52.9%	51.6%
% of FP17s for Band 1 Urgent Courses	7	236	3.0%	9.7%	9.4%	8.9%
% of FP17s Relating to Free Repair or Replacements	0	236	0.0%	0.7%	0.7%	0.8%
% of FP17s Relating to Continuations	0	236	0.0%	0.7%	0.9%	0.9%
% of Patients satisfied with the dentistry they have received	0	0	N/A	94.8%	93.6%	93.2%
% of Patients satisfied with the time they had to wait for an appointment	0	0	N/A	88.9%	88.8%	88.8%

* This is based on patients treated on this contract for their most recent course of treatment. Figures in italics indicate the base number of FP17s or Patient Questionnaire responses are less than 100. N/A is shown where the base number of responses is less than 10 during the period. % is calculated as Quantity/Base number*100

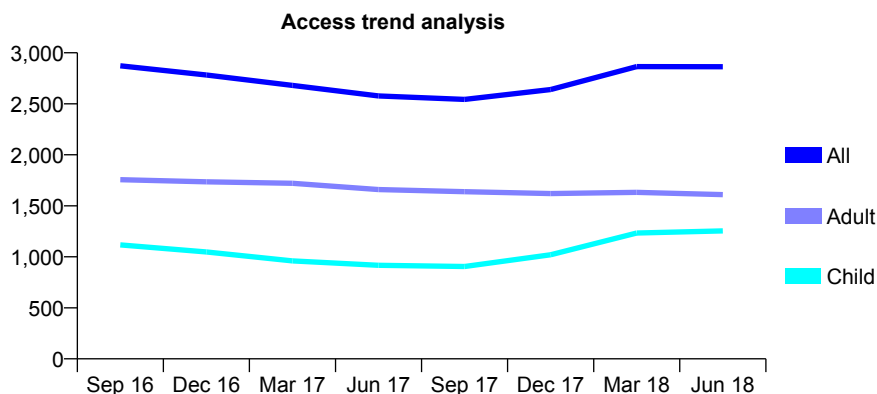
Q69 - Vital Signs At a Glance Contract Report for 905860/0004 - June 2018

Name or company name	MR A MAKHANI
Contract type name	GDS Contract
Purpose of contract	General
Contract start date	01/04/2006
Contract end date	

18/19 Contracted general activity (UDA)	6,297
Carry forward general activity (UDA)	0
18/19 Contracted orthodontic activity (UOA)	0
Carry forward orthodontic activity (UOA)	0
Baseline contract value	£155,870.83

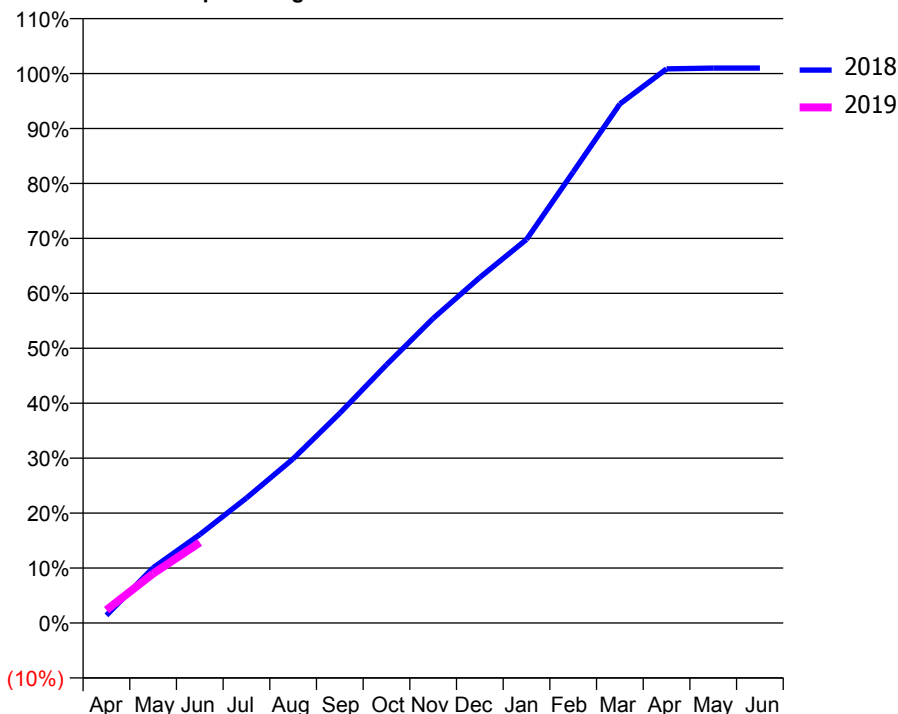
ACCESS*

Patients seen in 24 months	Total	Change since previous quarter
Quarter ending June 2017	2,577	
Quarter ending September 2017	2,543	↓
Quarter ending December 2017	2,640	↑
Quarter ending March 2018	2,865	↑
Quarter ending June 2018	2,864	→
Variance since June 2017	11.1%	↑



ACTIVITY

Cumulative percentage of contracted UDA delivered 2018 & 2019



Adjusted Scheduled Activity (UDA)

Month	2018	2019
April	88	148
May	634	566
June	1,013	922
July	1,432	
August	1,882	
September	2,405	
October	2,959	
November	3,491	
December	3,960	
January	4,396	
February	5,168	
March	5,949	
April	6,350	
May	6,359	
June	6,360	

QUALITY

	Quantity	Base Number	Contract	AT	Region	England
% of FP17s for the same patient ID Re-attending within 3 months - Children	32	374	8.6%	11.0%	11.0%	11.5%
% of FP17s for the same patient ID Re-attending within 3 months - Adults	61	400	15.3%	14.8%	15.3%	15.4%
% of FP17s for the same patient ID Re-attending between 3 & 9 months - Children	176	374	47.1%	59.0%	61.2%	58.9%
% of FP17s for the same patient ID Re-attending between 3 & 9 months - Adults	179	400	44.8%	49.5%	52.9%	51.6%
% of FP17s for Band 1 Urgent Courses	58	532	10.9%	9.7%	9.4%	8.9%
% of FP17s Relating to Free Repair or Replacements	3	532	0.6%	0.7%	0.7%	0.8%
% of FP17s Relating to Continuations	2	532	0.4%	0.7%	0.9%	0.9%
% of Patients satisfied with the dentistry they have received	5	5	N/A	94.8%	93.6%	93.2%
% of Patients satisfied with the time they had to wait for an appointment	3	5	N/A	88.9%	88.8%	88.8%

* This is based on patients treated on this contract for their most recent course of treatment. Figures in italics indicate the base number of FP17s or Patient Questionnaire responses are less than 100. N/A is shown where the base number of responses is less than 10 during the period. % is calculated as Quantity/Base number*100

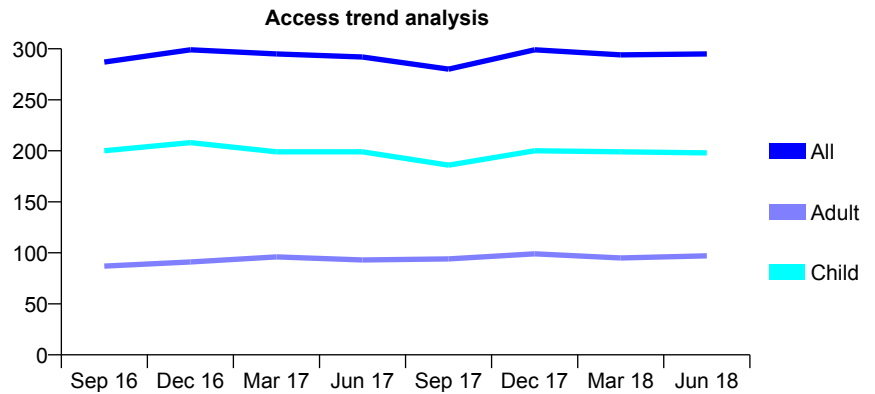
Q69 - Vital Signs At a Glance Contract Report for 911658/0001 - June 2018

Name or company name	KH Lee Dental Praticce
Contract type name	GDS Contract
Purpose of contract	General
Contract start date	01/04/2006
Contract end date	

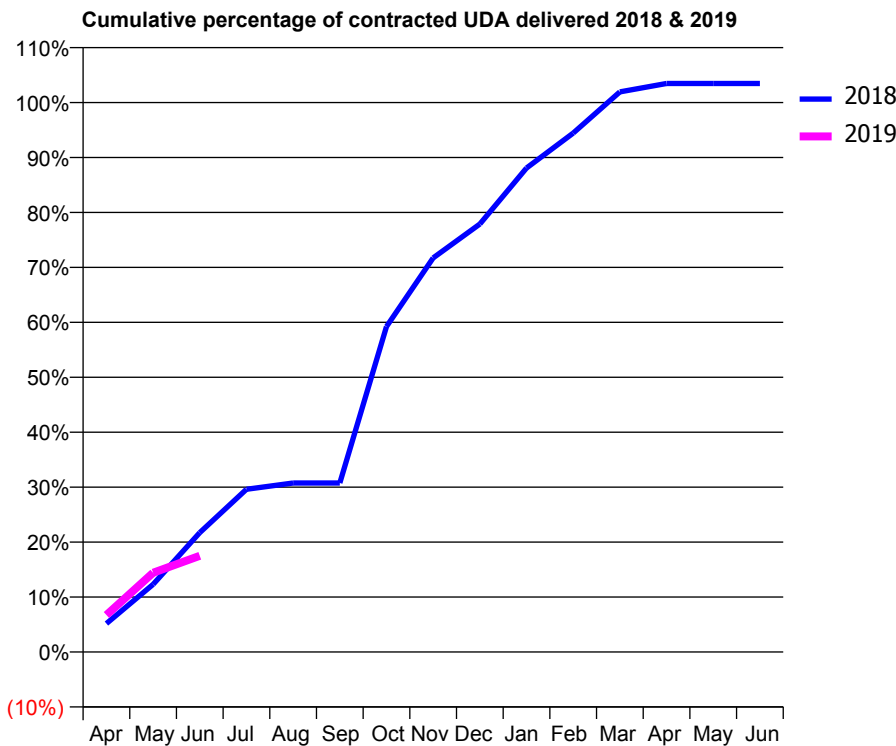
18/19 Contracted general activity (UDA)	520
Carry forward general activity (UDA)	0
18/19 Contracted orthodontic activity (UOA)	0
Carry forward orthodontic activity (UOA)	0
Baseline contract value	£12,081.86

ACCESS*

Patients seen in 24 months	Total	Change since previous quarter
Quarter ending June 2017	292	
Quarter ending September 2017	280	↓
Quarter ending December 2017	299	↑
Quarter ending March 2018	294	↓
Quarter ending June 2018	295	→
Variance since June 2017	1.0%	→



ACTIVITY



Month	Adjusted Scheduled Activity (UDA)	
	2018	2019
April	27	35
May	64	75
June	113	91
July	154	
August	160	
September	160	
October	308	
November	373	
December	405	
January	458	
February	491	
March	530	
April	538	
May	538	
June	538	

QUALITY

	Quantity	Base Number	Contract	AT	Region	England
% of FP17s for the same patient ID Re-attending within 3 months - Children	2	66	3.0%	11.0%	11.0%	11.5%
% of FP17s for the same patient ID Re-attending within 3 months - Adults	0	15	0.0%	14.8%	15.3%	15.4%
% of FP17s for the same patient ID Re-attending between 3 & 9 months - Children	38	66	57.6%	59.0%	61.2%	58.9%
% of FP17s for the same patient ID Re-attending between 3 & 9 months - Adults	7	15	46.7%	49.5%	52.9%	51.6%
% of FP17s for Band 1 Urgent Courses	0	73	0.0%	9.7%	9.4%	8.9%
% of FP17s Relating to Free Repair or Replacements	0	73	0.0%	0.7%	0.7%	0.8%
% of FP17s Relating to Continuations	0	73	0.0%	0.7%	0.9%	0.9%
% of Patients satisfied with the dentistry they have received	0	0	N/A	94.8%	93.6%	93.2%
% of Patients satisfied with the time they had to wait for an appointment	0	0	N/A	88.9%	88.8%	88.8%

* This is based on patients treated on this contract for their most recent course of treatment. Figures in italics indicate the base number of FP17s or Patient Questionnaire responses are less than 100. N/A is shown where the base number of responses is less than 10 during the period. % is calculated as Quantity/Base number*100

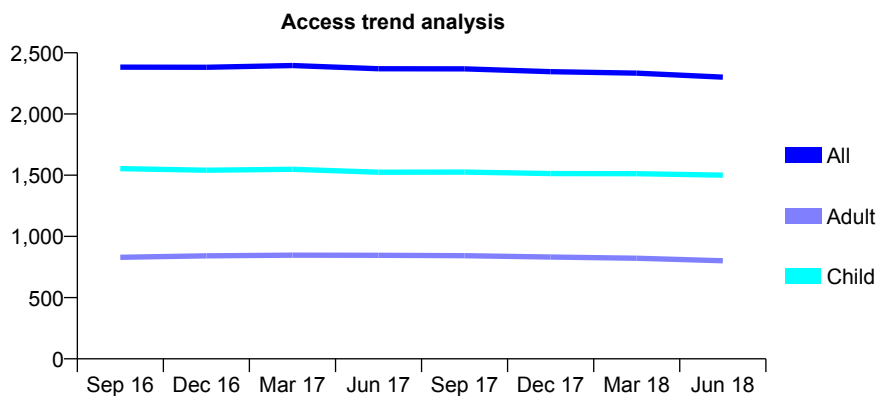
Q69 - Vital Signs At a Glance Contract Report for 912344/0001 - June 2018

Name or company name	MISS LE DAVIES
Contract type name	GDS Contract
Purpose of contract	General
Contract start date	01/04/2006
Contract end date	

18/19 Contracted general activity (UDA)	5,439
Carry forward general activity (UDA)	0
18/19 Contracted orthodontic activity (UOA)	0
Carry forward orthodontic activity (UOA)	0
Baseline contract value	£113,513.55

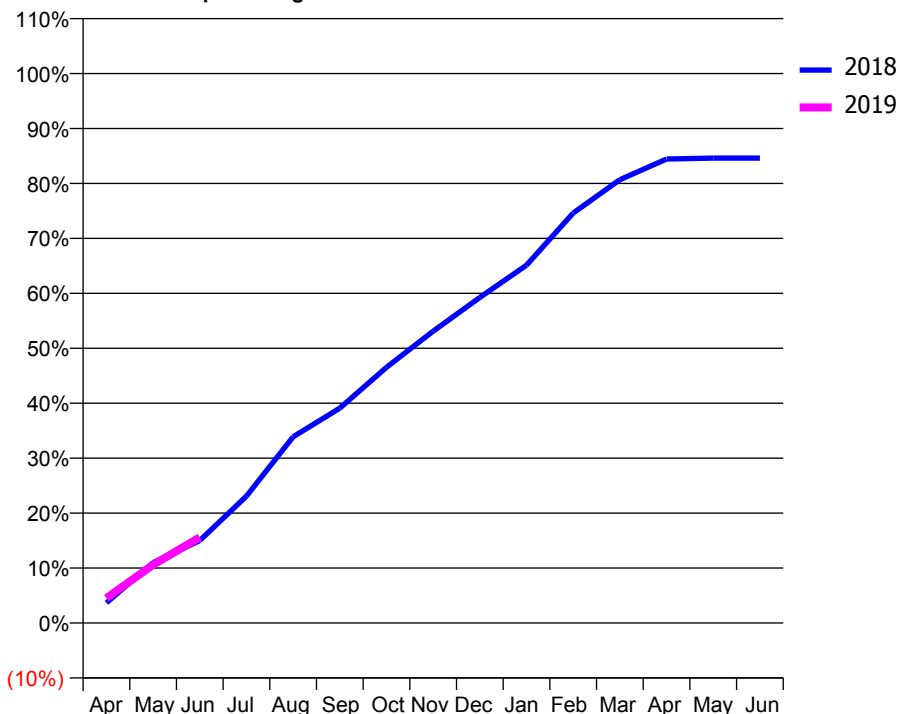
ACCESS*

Patients seen in 24 months	Total	Change since previous quarter
Quarter ending June 2017	2,370	
Quarter ending September 2017	2,369	→
Quarter ending December 2017	2,346	→
Quarter ending March 2018	2,334	→
Quarter ending June 2018	2,301	↓
Variance since June 2017	(2.9%)	↓



ACTIVITY

Cumulative percentage of contracted UDA delivered 2018 & 2019



Month	Adjusted Scheduled Activity (UDA)	
	2018	2019
April	200	246
May	598	576
June	816	848
July	1,256	
August	1,844	
September	2,127	
October	2,531	
November	2,889	
December	3,223	
January	3,542	
February	4,057	
March	4,387	
April	4,592	
May	4,602	
June	4,602	

QUALITY

	Quantity	Base Number	Contract	AT	Region	England
% of FP17s for the same patient ID Re-attending within 3 months - Children	40	461	8.7%	11.0%	11.0%	11.5%
% of FP17s for the same patient ID Re-attending within 3 months - Adults	39	178	21.9%	14.8%	15.3%	15.4%
% of FP17s for the same patient ID Re-attending between 3 & 9 months - Children	215	461	46.6%	59.0%	61.2%	58.9%
% of FP17s for the same patient ID Re-attending between 3 & 9 months - Adults	74	178	41.6%	49.5%	52.9%	51.6%
% of FP17s for Band 1 Urgent Courses	23	511	4.5%	9.7%	9.4%	8.9%
% of FP17s Relating to Free Repair or Replacements	0	511	0.0%	0.7%	0.7%	0.8%
% of FP17s Relating to Continuations	0	511	0.0%	0.7%	0.9%	0.9%
% of Patients satisfied with the dentistry they have received	2	2	N/A	94.8%	93.6%	93.2%
% of Patients satisfied with the time they had to wait for an appointment	2	2	N/A	88.9%	88.8%	88.8%

* This is based on patients treated on this contract for their most recent course of treatment. Figures in italics indicate the base number of FP17s or Patient Questionnaire responses are less than 100. N/A is shown where the base number of responses is less than 10 during the period. % is calculated as Quantity/Base number*100

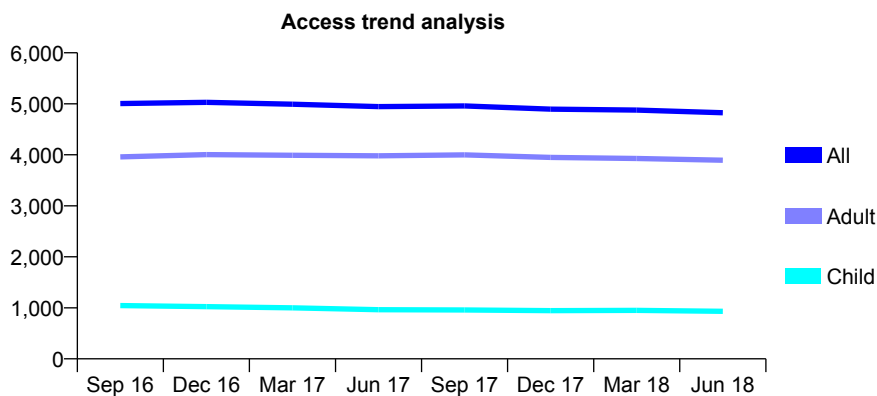
Q69 - Vital Signs At a Glance Contract Report for 915211/0001 - June 2018

Name or company name	MISS A CHANDARIA
Contract type name	GDS Contract
Purpose of contract	General
Contract start date	01/04/2006
Contract end date	

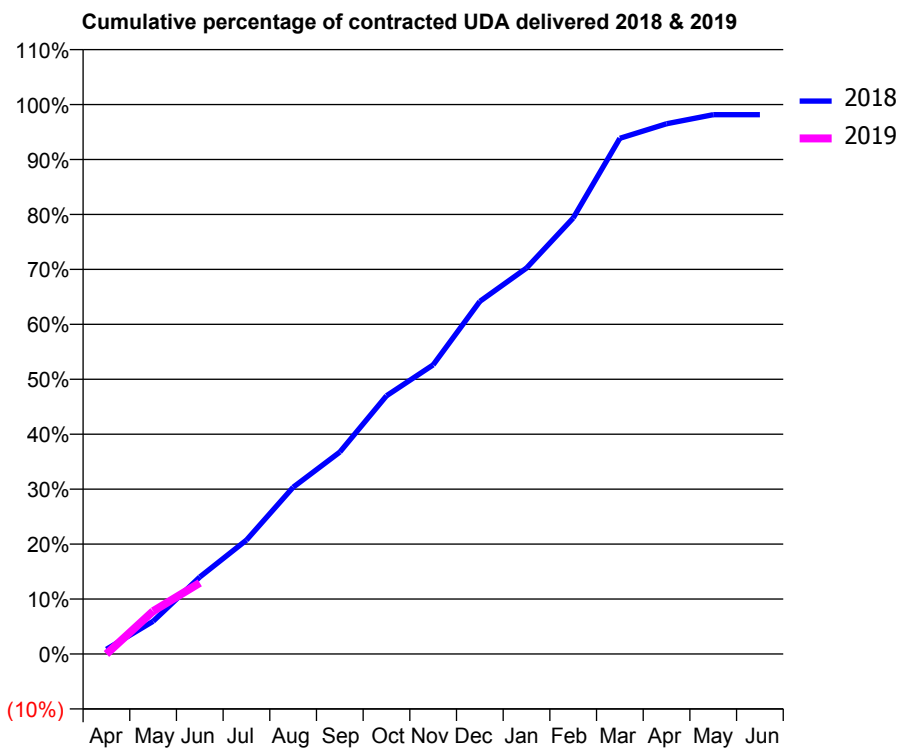
18/19 Contracted general activity (UDA)	12,723
Carry forward general activity (UDA)	0
18/19 Contracted orthodontic activity (UOA)	0
Carry forward orthodontic activity (UOA)	0
Baseline contract value	£303,329.64

ACCESS*

Patients seen in 24 months	Total	Change since previous quarter
Quarter ending June 2017	4,944	
Quarter ending September 2017	4,957	→
Quarter ending December 2017	4,895	↓
Quarter ending March 2018	4,878	→
Quarter ending June 2018	4,826	↓
Variance since June 2017	(2.4%)	↓



ACTIVITY



Month	Adjusted Scheduled Activity (UDA)	
	2018	2019
April	113	0
May	789	993
June	1,855	1,646
July	2,745	
August	4,016	
September	4,863	
October	6,217	
November	6,964	
December	8,493	
January	9,295	
February	10,498	
March	12,418	
April	12,770	
May	12,988	
June	12,988	

QUALITY

	Quantity	Base Number	Contract	AT	Region	England
% of FP17s for the same patient ID Re-attending within 3 months - Children	10	197	5.1%	11.0%	11.0%	11.5%
% of FP17s for the same patient ID Re-attending within 3 months - Adults	77	868	8.9%	14.8%	15.3%	15.4%
% of FP17s for the same patient ID Re-attending between 3 & 9 months - Children	82	197	41.6%	59.0%	61.2%	58.9%
% of FP17s for the same patient ID Re-attending between 3 & 9 months - Adults	498	868	57.4%	49.5%	52.9%	51.6%
% of FP17s for Band 1 Urgent Courses	57	818	7.0%	9.7%	9.4%	8.9%
% of FP17s Relating to Free Repair or Replacements	1	818	0.1%	0.7%	0.7%	0.8%
% of FP17s Relating to Continuations	1	818	0.1%	0.7%	0.9%	0.9%
% of Patients satisfied with the dentistry they have received	11	11	100.0%	94.8%	93.6%	93.2%
% of Patients satisfied with the time they had to wait for an appointment	10	11	90.9%	88.9%	88.8%	88.8%

* This is based on patients treated on this contract for their most recent course of treatment. Figures in italics indicate the base number of FP17s or Patient Questionnaire responses are less than 100. N/A is shown where the base number of responses is less than 10 during the period. % is calculated as Quantity/Base number*100

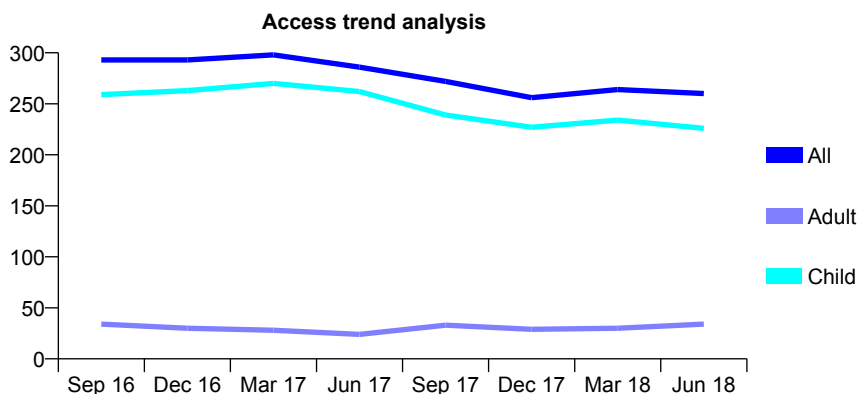
Q69 - Vital Signs At a Glance Contract Report for 915564/0001 - June 2018

Name or company name	MR JM PATEL
Contract type name	GDS Contract
Purpose of contract	General
Contract start date	01/04/2006
Contract end date	

18/19 Contracted general activity (UDA)	580
Carry forward general activity (UDA)	0
18/19 Contracted orthodontic activity (UOA)	0
Carry forward orthodontic activity (UOA)	0
Baseline contract value	£11,223.77

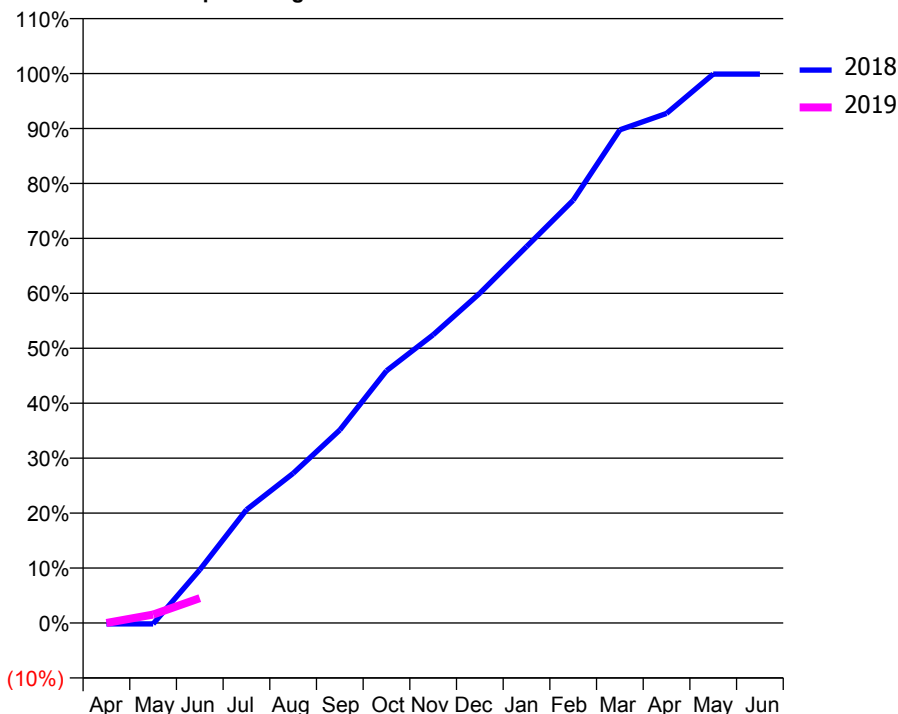
ACCESS*

Patients seen in 24 months	Total	Change since previous quarter
Quarter ending June 2017	286	
Quarter ending September 2017	272	↓
Quarter ending December 2017	256	↓
Quarter ending March 2018	264	↑
Quarter ending June 2018	260	↓
Variance since June 2017	(9.1%)	↓



ACTIVITY

Cumulative percentage of contracted UDA delivered 2018 & 2019



Month	Adjusted Scheduled Activity (UDA)	
	2018	2019
April	-1	0
May	-1	9
June	56	26
July	120	
August	158	
September	204	
October	266	
November	304	
December	348	
January	397	
February	446	
March	521	
April	538	
May	579	
June	579	

QUALITY

	Quantity	Base Number	Contract	AT	Region	England
% of FP17s for the same patient ID Re-attending within 3 months - Children	6	60	10.0%	11.0%	11.0%	11.5%
% of FP17s for the same patient ID Re-attending within 3 months - Adults	0	0	N/A	14.8%	15.3%	15.4%
% of FP17s for the same patient ID Re-attending between 3 & 9 months - Children	46	60	76.7%	59.0%	61.2%	58.9%
% of FP17s for the same patient ID Re-attending between 3 & 9 months - Adults	0	0	N/A	49.5%	52.9%	51.6%
% of FP17s for Band 1 Urgent Courses	1	22	4.5%	9.7%	9.4%	8.9%
% of FP17s Relating to Free Repair or Replacements	0	22	0.0%	0.7%	0.7%	0.8%
% of FP17s Relating to Continuations	0	22	0.0%	0.7%	0.9%	0.9%
% of Patients satisfied with the dentistry they have received	0	0	N/A	94.8%	93.6%	93.2%
% of Patients satisfied with the time they had to wait for an appointment	0	0	N/A	88.9%	88.8%	88.8%

* This is based on patients treated on this contract for their most recent course of treatment. Figures in italics indicate the base number of FP17s or Patient Questionnaire responses are less than 100. N/A is shown where the base number of responses is less than 10 during the period. % is calculated as Quantity/Base number*100

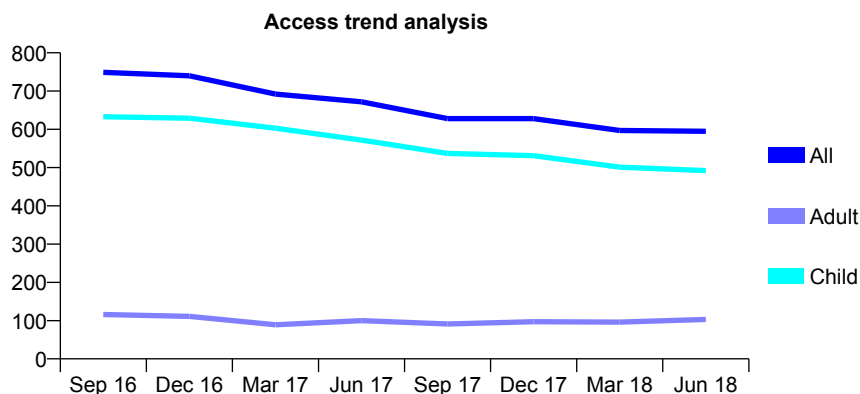
Q69 - Vital Signs At a Glance Contract Report for 916439/0001 - June 2018

Name or company name	MR A SYED
Contract type name	GDS Contract
Purpose of contract	General
Contract start date	01/04/2006
Contract end date	

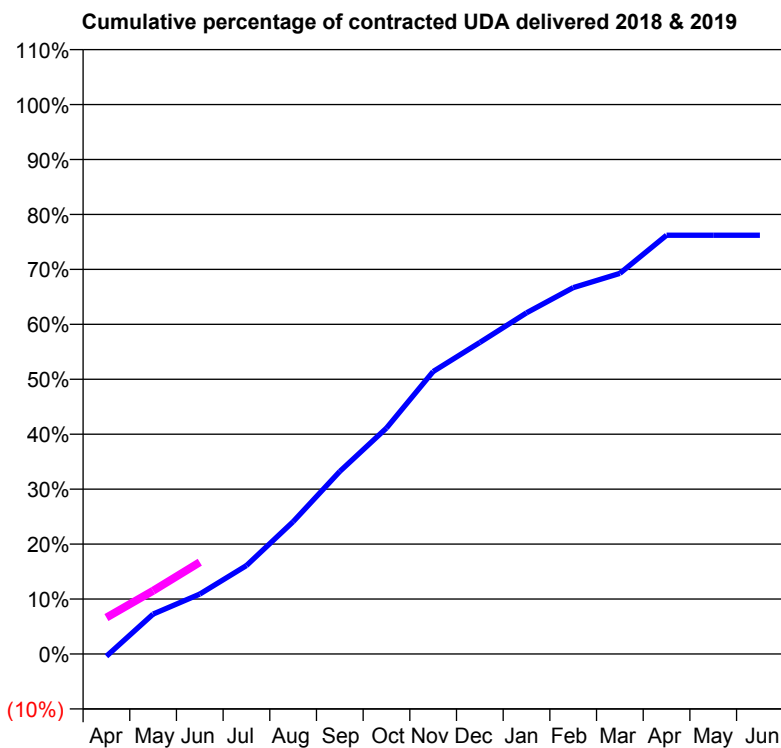
18/19 Contracted general activity (UDA)	963
Carry forward general activity (UDA)	0
18/19 Contracted orthodontic activity (UOA)	0
Carry forward orthodontic activity (UOA)	0
Baseline contract value	£21,928.78

ACCESS*

Patients seen in 24 months	Total	Change since previous quarter
Quarter ending June 2017	672	
Quarter ending September 2017	628	↓
Quarter ending December 2017	628	→
Quarter ending March 2018	597	↓
Quarter ending June 2018	595	→
Variance since June 2017	(11.5%)	↓



ACTIVITY



Month	Adjusted Scheduled Activity (UDA)	
	2018	2019
April	-4	64
May	70	111
June	105	161
July	155	
August	232	
September	320	
October	396	
November	495	
December	546	
January	598	
February	642	
March	667	
April	734	
May	734	
June	734	

QUALITY

	Quantity	Base Number	Contract	AT	Region	England
% of FP17s for the same patient ID Re-attending within 3 months - Children	5	183	2.7%	11.0%	11.0%	11.5%
% of FP17s for the same patient ID Re-attending within 3 months - Adults	0	11	0.0%	14.8%	15.3%	15.4%
% of FP17s for the same patient ID Re-attending between 3 & 9 months - Children	99	183	54.1%	59.0%	61.2%	58.9%
% of FP17s for the same patient ID Re-attending between 3 & 9 months - Adults	9	11	81.8%	49.5%	52.9%	51.6%
% of FP17s for Band 1 Urgent Courses	0	141	0.0%	9.7%	9.4%	8.9%
% of FP17s Relating to Free Repair or Replacements	0	141	0.0%	0.7%	0.7%	0.8%
% of FP17s Relating to Continuations	0	141	0.0%	0.7%	0.9%	0.9%
% of Patients satisfied with the dentistry they have received	0	0	N/A	94.8%	93.6%	93.2%
% of Patients satisfied with the time they had to wait for an appointment	0	0	N/A	88.9%	88.8%	88.8%

* This is based on patients treated on this contract for their most recent course of treatment. Figures in italics indicate the base number of FP17s or Patient Questionnaire responses are less than 100. N/A is shown where the base number of responses is less than 10 during the period. % is calculated as Quantity/Base number*100

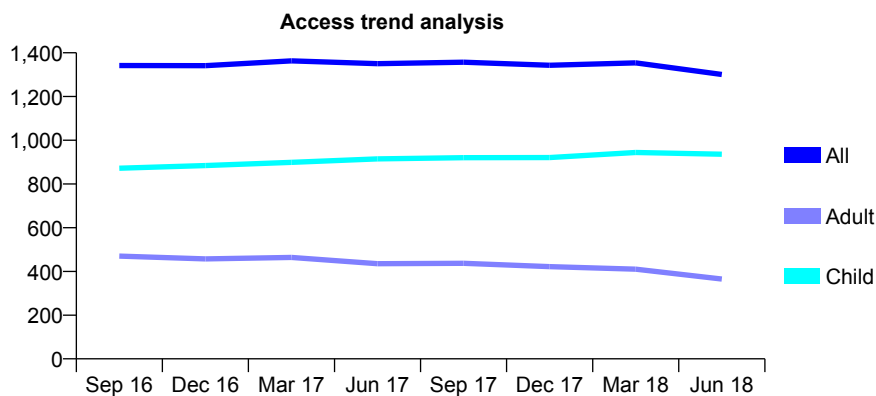
Q69 - Vital Signs At a Glance Contract Report for 917044/0001 - June 2018

Name or company name	MISS M KHANNA
Contract type name	GDS Contract
Purpose of contract	General
Contract start date	01/04/2006
Contract end date	

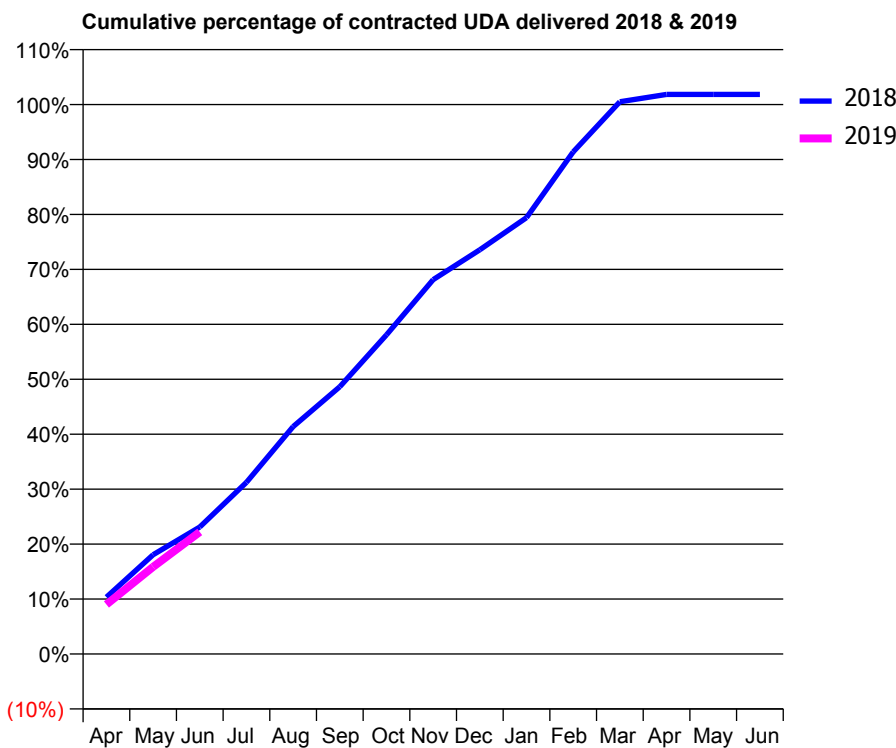
18/19 Contracted general activity (UDA)	3,000
Carry forward general activity (UDA)	0
18/19 Contracted orthodontic activity (UOA)	0
Carry forward orthodontic activity (UOA)	0
Baseline contract value	£63,632.55

ACCESS*

Patients seen in 24 months	Total	Change since previous quarter
Quarter ending June 2017	1,350	
Quarter ending September 2017	1,357	→
Quarter ending December 2017	1,343	↓
Quarter ending March 2018	1,354	→
Quarter ending June 2018	1,301	↓
Variance since June 2017	(3.6%)	↓



ACTIVITY



Adjusted Scheduled Activity (UDA)		
Month	2018	2019
April	336	270
May	585	475
June	749	667
July	1,013	
August	1,341	
September	1,576	
October	1,882	
November	2,207	
December	2,384	
January	2,573	
February	2,961	
March	3,256	
April	3,299	
May	3,299	
June	3,299	

QUALITY

	Quantity	Base Number	Contract	AT	Region	England
% of FP17s for the same patient ID Re-attending within 3 months - Children	35	338	10.4%	11.0%	11.0%	11.5%
% of FP17s for the same patient ID Re-attending within 3 months - Adults	8	70	11.4%	14.8%	15.3%	15.4%
% of FP17s for the same patient ID Re-attending between 3 & 9 months - Children	171	338	50.6%	59.0%	61.2%	58.9%
% of FP17s for the same patient ID Re-attending between 3 & 9 months - Adults	29	70	41.4%	49.5%	52.9%	51.6%
% of FP17s for Band 1 Urgent Courses	14	391	3.6%	9.7%	9.4%	8.9%
% of FP17s Relating to Free Repair or Replacements	4	391	1.0%	0.7%	0.7%	0.8%
% of FP17s Relating to Continuations	7	391	1.8%	0.7%	0.9%	0.9%
% of Patients satisfied with the dentistry they have received	1	1	N/A	94.8%	93.6%	93.2%
% of Patients satisfied with the time they had to wait for an appointment	1	1	N/A	88.9%	88.8%	88.8%

* This is based on patients treated on this contract for their most recent course of treatment. Figures in italics indicate the base number of FP17s or Patient Questionnaire responses are less than 100. N/A is shown where the base number of responses is less than 10 during the period. % is calculated as Quantity/Base number*100

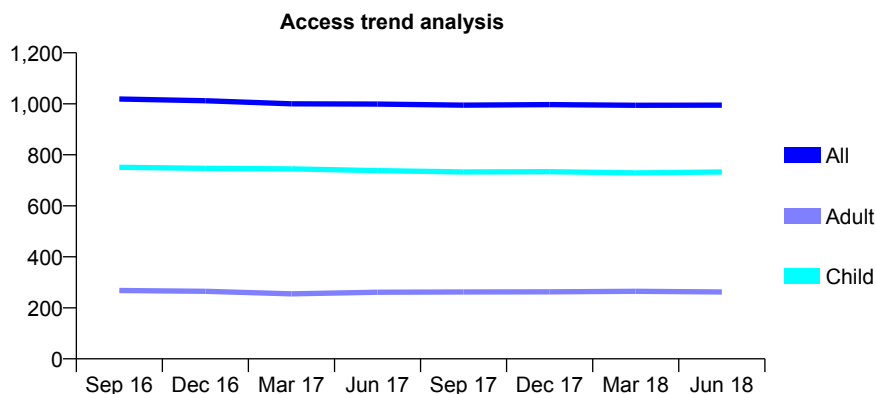
Q69 - Vital Signs At a Glance Contract Report for 919306/0001 - June 2018

Name or company name	20/20 Dental Practice Limited
Contract type name	GDS Contract
Purpose of contract	General
Contract start date	01/04/2006
Contract end date	

18/19 Contracted general activity (UDA)	3,200
Carry forward general activity (UDA)	0
18/19 Contracted orthodontic activity (UOA)	0
Carry forward orthodontic activity (UOA)	0
Baseline contract value	£74,367.82

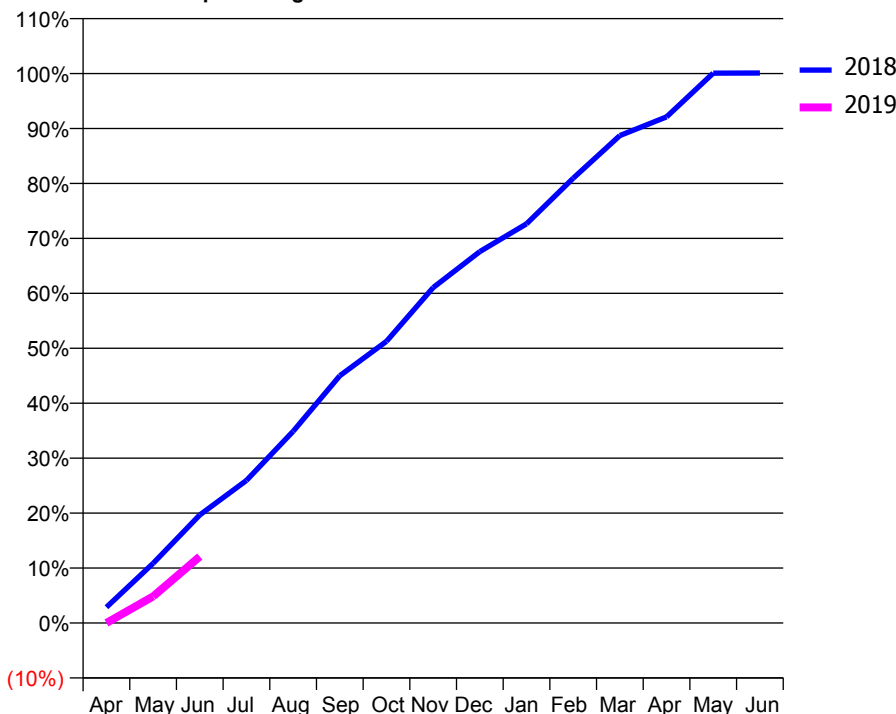
ACCESS*

Patients seen in 24 months	Total	Change since previous quarter
Quarter ending June 2017	999	
Quarter ending September 2017	995	→
Quarter ending December 2017	997	→
Quarter ending March 2018	994	→
Quarter ending June 2018	995	→
Variance since June 2017	(0.4%)	→



ACTIVITY

Cumulative percentage of contracted UDA delivered 2018 & 2019



Adjusted Scheduled Activity (UDA)

Month	2018	2019
April	92	0
May	348	155
June	629	387
July	830	
August	1,116	
September	1,440	
October	1,640	
November	1,954	
December	2,163	
January	2,325	
February	2,590	
March	2,839	
April	2,947	
May	3,202	
June	3,203	

QUALITY

	Quantity	Base Number	Contract	AT	Region	England
% of FP17s for the same patient ID Re-attending within 3 months - Children	39	334	11.7%	11.0%	11.0%	11.5%
% of FP17s for the same patient ID Re-attending within 3 months - Adults	24	70	34.3%	14.8%	15.3%	15.4%
% of FP17s for the same patient ID Re-attending between 3 & 9 months - Children	219	334	65.6%	59.0%	61.2%	58.9%
% of FP17s for the same patient ID Re-attending between 3 & 9 months - Adults	41	70	58.6%	49.5%	52.9%	51.6%
% of FP17s for Band 1 Urgent Courses	27	200	13.5%	9.7%	9.4%	8.9%
% of FP17s Relating to Free Repair or Replacements	0	200	0.0%	0.7%	0.7%	0.8%
% of FP17s Relating to Continuations	0	200	0.0%	0.7%	0.9%	0.9%
% of Patients satisfied with the dentistry they have received	1	1	N/A	94.8%	93.6%	93.2%
% of Patients satisfied with the time they had to wait for an appointment	1	1	N/A	88.9%	88.8%	88.8%

* This is based on patients treated on this contract for their most recent course of treatment. Figures in italics indicate the base number of FP17s or Patient Questionnaire responses are less than 100. N/A is shown where the base number of responses is less than 10 during the period. % is calculated as Quantity/Base number*100

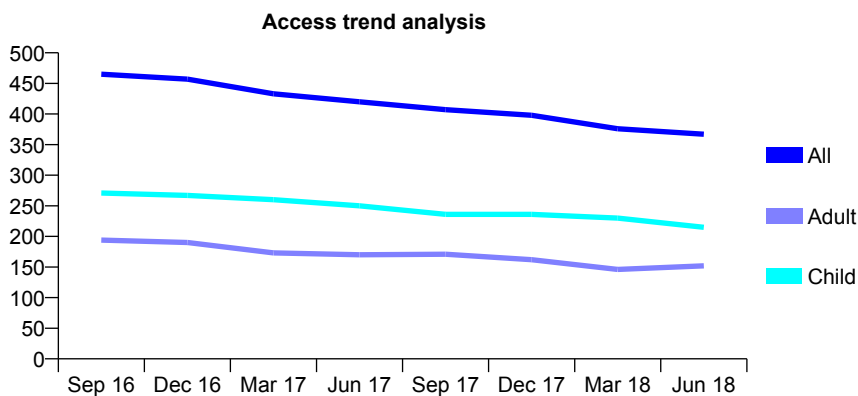
Q69 - Vital Signs At a Glance Contract Report for 920525/0001 - June 2018

Name or company name	Dr T Moehl and Dr P Samra
Contract type name	GDS Contract
Purpose of contract	General
Contract start date	01/04/2006
Contract end date	

18/19 Contracted general activity (UDA)	1,635
Carry forward general activity (UDA)	0
18/19 Contracted orthodontic activity (UOA)	0
Carry forward orthodontic activity (UOA)	0
Baseline contract value	£39,496.10

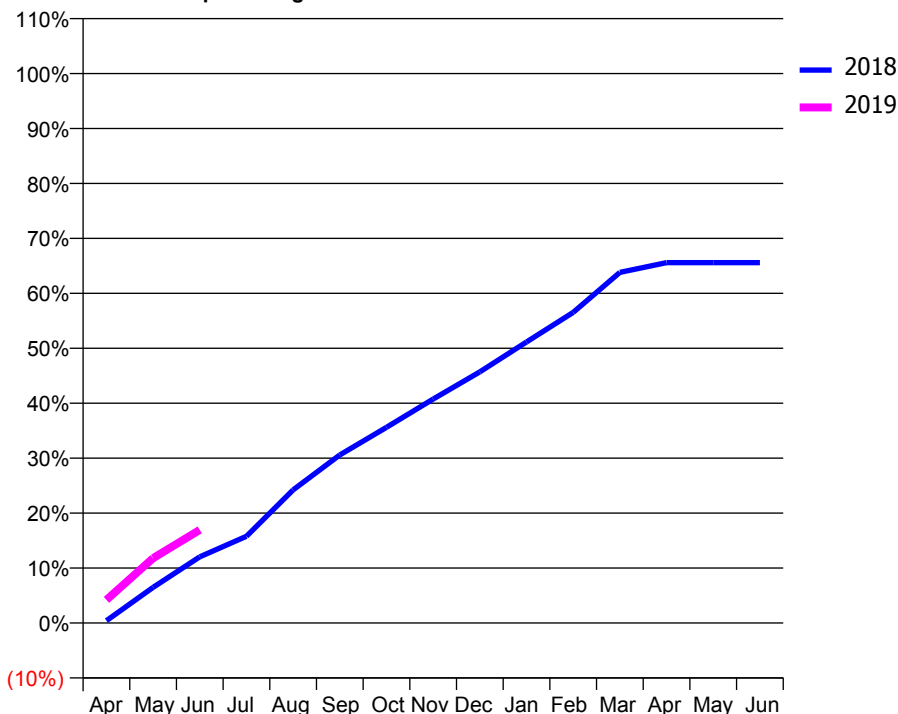
ACCESS*

Patients seen in 24 months	Total	Change since previous quarter
Quarter ending June 2017	420	
Quarter ending September 2017	407	↓
Quarter ending December 2017	398	↓
Quarter ending March 2018	376	↓
Quarter ending June 2018	367	↓
Variance since June 2017	(12.6%)	↓



ACTIVITY

Cumulative percentage of contracted UDA delivered 2018 & 2019



Adjusted Scheduled Activity (UDA)

Month	2018	2019
April	7	69
May	106	193
June	197	277
July	258	
August	396	
September	500	
October	582	
November	666	
December	747	
January	836	
February	924	
March	1,043	
April	1,072	
May	1,072	
June	1,072	

QUALITY

	Quantity	Base Number	Contract	AT	Region	England
% of FP17s for the same patient ID Re-attending within 3 months - Children	6	87	6.9%	11.0%	11.0%	11.5%
% of FP17s for the same patient ID Re-attending within 3 months - Adults	15	40	37.5%	14.8%	15.3%	15.4%
% of FP17s for the same patient ID Re-attending between 3 & 9 months - Children	46	87	52.9%	59.0%	61.2%	58.9%
% of FP17s for the same patient ID Re-attending between 3 & 9 months - Adults	15	40	37.5%	49.5%	52.9%	51.6%
% of FP17s for Band 1 Urgent Courses	1	117	0.9%	9.7%	9.4%	8.9%
% of FP17s Relating to Free Repair or Replacements	0	117	0.0%	0.7%	0.7%	0.8%
% of FP17s Relating to Continuations	0	117	0.0%	0.7%	0.9%	0.9%
% of Patients satisfied with the dentistry they have received	0	0	N/A	94.8%	93.6%	93.2%
% of Patients satisfied with the time they had to wait for an appointment	0	0	N/A	88.9%	88.8%	88.8%

* This is based on patients treated on this contract for their most recent course of treatment. Figures in italics indicate the base number of FP17s or Patient Questionnaire responses are less than 100. N/A is shown where the base number of responses is less than 10 during the period. % is calculated as Quantity/Base number*100

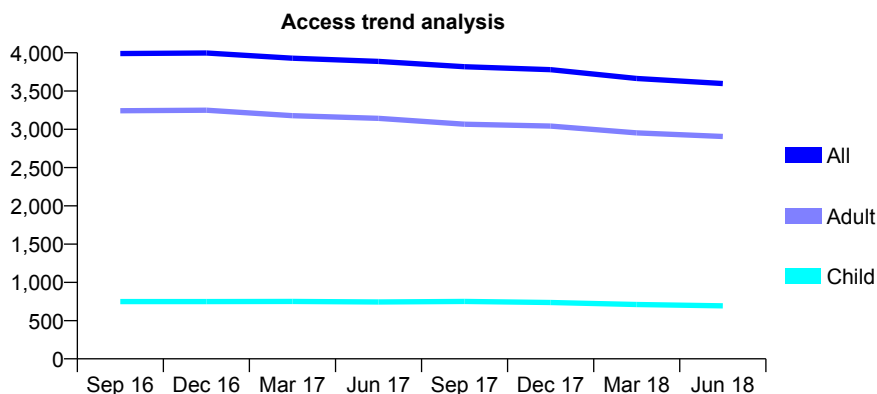
Q69 - Vital Signs At a Glance Contract Report for 920592/0001 - June 2018

Name or company name	MR AJ CROSBIE
Contract type name	GDS Contract
Purpose of contract	General
Contract start date	01/02/2009
Contract end date	

18/19 Contracted general activity (UDA)	10,001
Carry forward general activity (UDA)	0
18/19 Contracted orthodontic activity (UOA)	0
Carry forward orthodontic activity (UOA)	0
Baseline contract value	£235,867.06

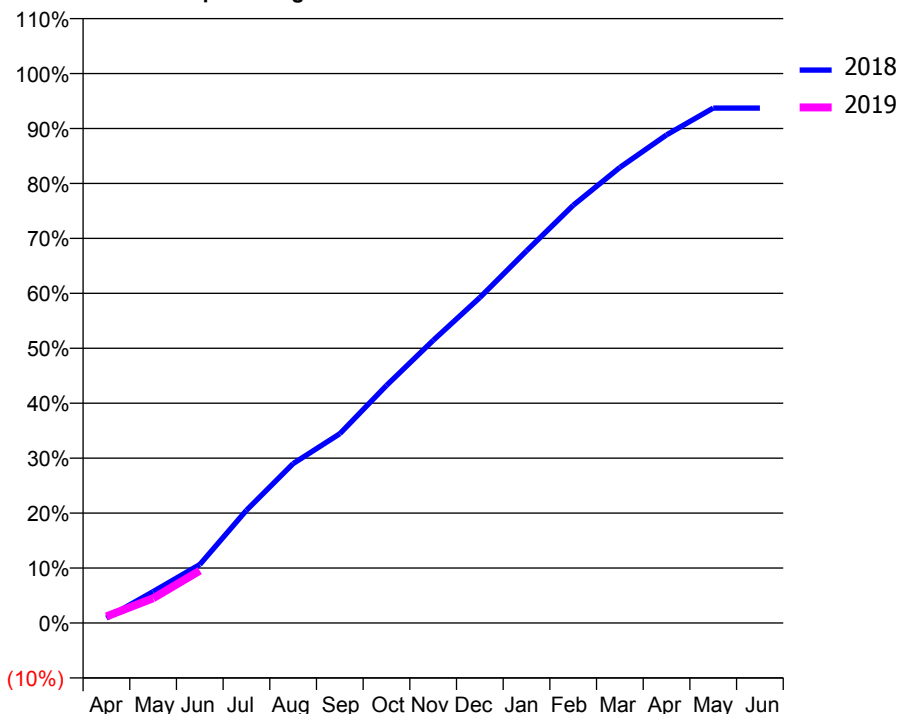
ACCESS*

Patients seen in 24 months	Total	Change since previous quarter
Quarter ending June 2017	3,888	
Quarter ending September 2017	3,817	↓
Quarter ending December 2017	3,780	→
Quarter ending March 2018	3,664	↓
Quarter ending June 2018	3,599	↓
Variance since June 2017	(7.4%)	↓



ACTIVITY

Cumulative percentage of contracted UDA delivered 2018 & 2019



Adjusted Scheduled Activity (UDA)

Month	2018	2019
April	90	120
May	572	451
June	1,063	952
July	2,052	
August	2,901	
September	3,444	
October	4,324	
November	5,143	
December	5,924	
January	6,772	
February	7,603	
March	8,292	
April	8,885	
May	9,371	
June	9,371	

QUALITY

	Quantity	Base Number	Contract	AT	Region	England
% of FP17s for the same patient ID Re-attending within 3 months - Children	9	194	4.6%	11.0%	11.0%	11.5%
% of FP17s for the same patient ID Re-attending within 3 months - Adults	136	883	15.4%	14.8%	15.3%	15.4%
% of FP17s for the same patient ID Re-attending between 3 & 9 months - Children	122	194	62.9%	59.0%	61.2%	58.9%
% of FP17s for the same patient ID Re-attending between 3 & 9 months - Adults	535	883	60.6%	49.5%	52.9%	51.6%
% of FP17s for Band 1 Urgent Courses	28	528	5.3%	9.7%	9.4%	8.9%
% of FP17s Relating to Free Repair or Replacements	6	528	1.1%	0.7%	0.7%	0.8%
% of FP17s Relating to Continuations	3	528	0.6%	0.7%	0.9%	0.9%
% of Patients satisfied with the dentistry they have received	7	7	N/A	94.8%	93.6%	93.2%
% of Patients satisfied with the time they had to wait for an appointment	7	7	N/A	88.9%	88.8%	88.8%

* This is based on patients treated on this contract for their most recent course of treatment. Figures in italics indicate the base number of FP17s or Patient Questionnaire responses are less than 100. N/A is shown where the base number of responses is less than 10 during the period. % is calculated as Quantity/Base number*100

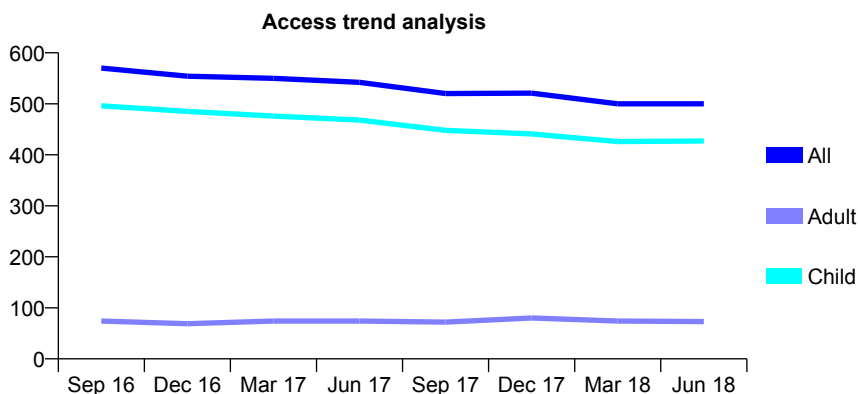
Q69 - Vital Signs At a Glance Contract Report for 920738/0002 - June 2018

Name or company name	MR A KOTHARI
Contract type name	GDS Contract
Purpose of contract	General
Contract start date	01/04/2006
Contract end date	

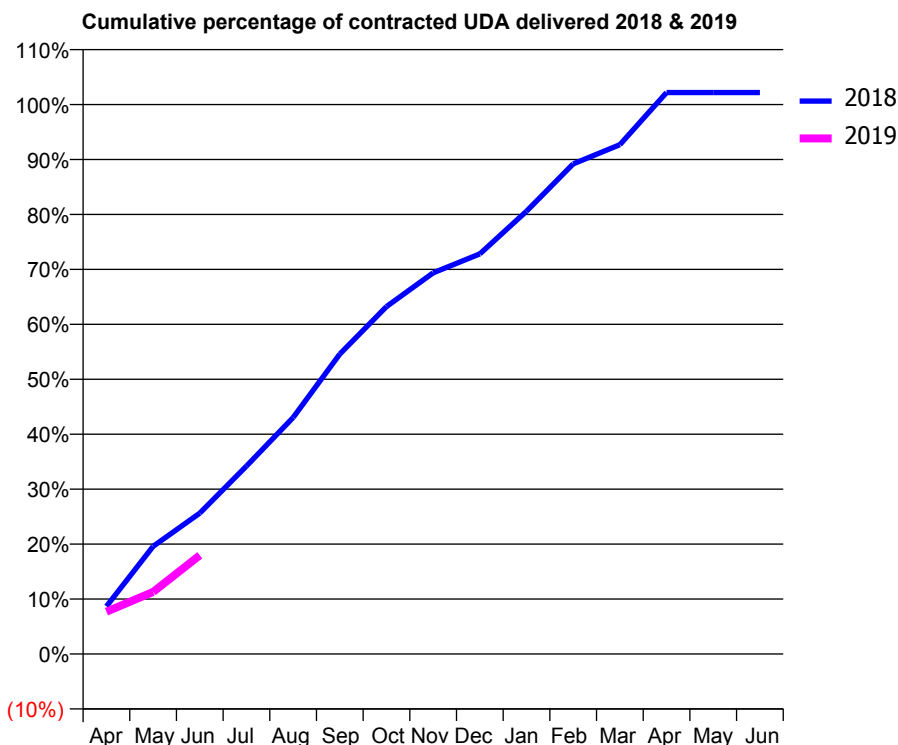
18/19 Contracted general activity (UDA)	945
Carry forward general activity (UDA)	0
18/19 Contracted orthodontic activity (UOA)	0
Carry forward orthodontic activity (UOA)	0
Baseline contract value	£22,550.34

ACCESS*

Patients seen in 24 months	Total	Change since previous quarter
Quarter ending June 2017	542	
Quarter ending September 2017	520	↓
Quarter ending December 2017	521	→
Quarter ending March 2018	500	↓
Quarter ending June 2018	500	→
Variance since June 2017	(7.7%)	↓



ACTIVITY



Month	Adjusted Scheduled Activity (UDA)	
	2018	2019
April	82	73
May	185	107
June	242	170
July	323	
August	407	
September	516	
October	598	
November	656	
December	688	
January	761	
February	843	
March	876	
April	966	
May	966	
June	966	

QUALITY

	Quantity	Base Number	Contract	AT	Region	England
% of FP17s for the same patient ID Re-attending within 3 months - Children	14	214	6.5%	11.0%	11.0%	11.5%
% of FP17s for the same patient ID Re-attending within 3 months - Adults	0	8	0.0%	14.8%	15.3%	15.4%
% of FP17s for the same patient ID Re-attending between 3 & 9 months - Children	152	214	71.0%	59.0%	61.2%	58.9%
% of FP17s for the same patient ID Re-attending between 3 & 9 months - Adults	4	8	50.0%	49.5%	52.9%	51.6%
% of FP17s for Band 1 Urgent Courses	4	141	2.8%	9.7%	9.4%	8.9%
% of FP17s Relating to Free Repair or Replacements	0	141	0.0%	0.7%	0.7%	0.8%
% of FP17s Relating to Continuations	1	141	0.7%	0.7%	0.9%	0.9%
% of Patients satisfied with the dentistry they have received	0	0	N/A	94.8%	93.6%	93.2%
% of Patients satisfied with the time they had to wait for an appointment	0	0	N/A	88.9%	88.8%	88.8%

* This is based on patients treated on this contract for their most recent course of treatment. Figures in italics indicate the base number of FP17s or Patient Questionnaire responses are less than 100. N/A is shown where the base number of responses is less than 10 during the period. % is calculated as Quantity/Base number*100

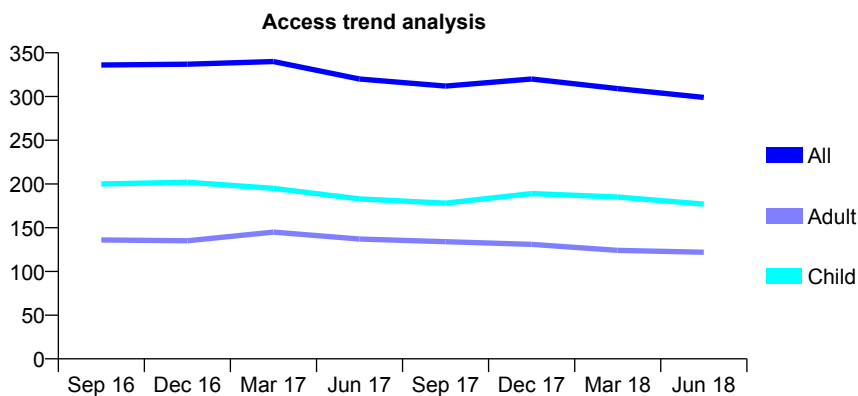
Q69 - Vital Signs At a Glance Contract Report for 921270/0001 - June 2018

Name or company name	MR MN GOSZTONYI
Contract type name	GDS Contract
Purpose of contract	General
Contract start date	01/04/2006
Contract end date	

18/19 Contracted general activity (UDA)	766
Carry forward general activity (UDA)	0
18/19 Contracted orthodontic activity (UOA)	0
Carry forward orthodontic activity (UOA)	0
Baseline contract value	£17,210.93

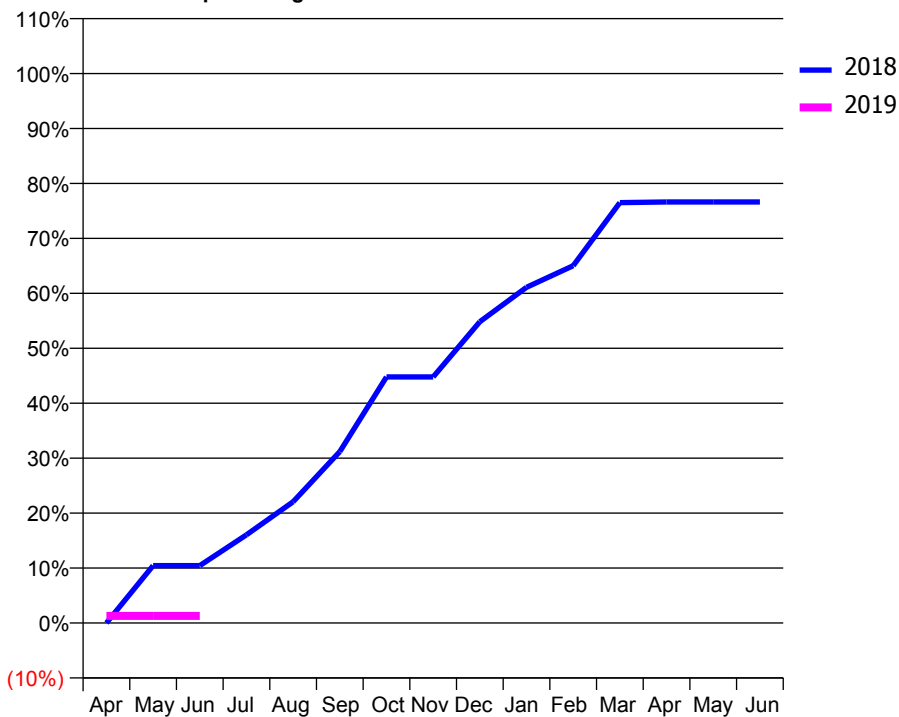
ACCESS*

Patients seen in 24 months	Total	Change since previous quarter
Quarter ending June 2017	320	
Quarter ending September 2017	312	↓
Quarter ending December 2017	320	↑
Quarter ending March 2018	309	↓
Quarter ending June 2018	299	↓
Variance since June 2017	(6.6%)	↓



ACTIVITY

Cumulative percentage of contracted UDA delivered 2018 & 2019



Month	Adjusted Scheduled Activity (UDA)	
	2018	2019
April	0	10
May	80	10
June	80	10
July	123	
August	169	
September	239	
October	343	
November	343	
December	420	
January	468	
February	498	
March	586	
April	587	
May	587	
June	587	

QUALITY

	Quantity	Base Number	Contract	AT	Region	England
% of FP17s for the same patient ID Re-attending within 3 months - Children	0	6	0.0%	11.0%	11.0%	11.5%
% of FP17s for the same patient ID Re-attending within 3 months - Adults	0	1	0.0%	14.8%	15.3%	15.4%
% of FP17s for the same patient ID Re-attending between 3 & 9 months - Children	2	6	33.3%	59.0%	61.2%	58.9%
% of FP17s for the same patient ID Re-attending between 3 & 9 months - Adults	0	1	0.0%	49.5%	52.9%	51.6%
% of FP17s for Band 1 Urgent Courses	0	6	0.0%	9.7%	9.4%	8.9%
% of FP17s Relating to Free Repair or Replacements	0	6	0.0%	0.7%	0.7%	0.8%
% of FP17s Relating to Continuations	0	6	0.0%	0.7%	0.9%	0.9%
% of Patients satisfied with the dentistry they have received	0	0	N/A	94.8%	93.6%	93.2%
% of Patients satisfied with the time they had to wait for an appointment	0	0	N/A	88.9%	88.8%	88.8%

* This is based on patients treated on this contract for their most recent course of treatment. Figures in italics indicate the base number of FP17s or Patient Questionnaire responses are less than 100. N/A is shown where the base number of responses is less than 10 during the period. % is calculated as Quantity/Base number*100

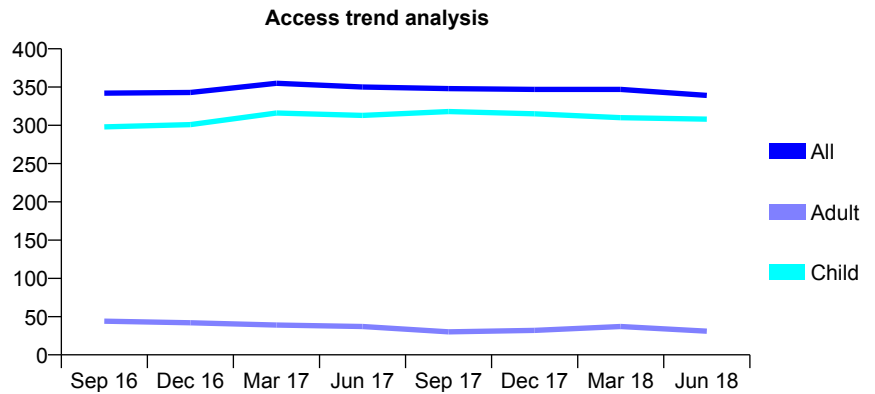
Q69 - Vital Signs At a Glance Contract Report for 924865/0003 - June 2018

Name or company name	Owlsmoor Dental Surgery
Contract type name	GDS Contract
Purpose of contract	General
Contract start date	28/05/2013
Contract end date	

18/19 Contracted general activity (UDA)	675
Carry forward general activity (UDA)	0
18/19 Contracted orthodontic activity (UOA)	0
Carry forward orthodontic activity (UOA)	0
Baseline contract value	£17,919.24

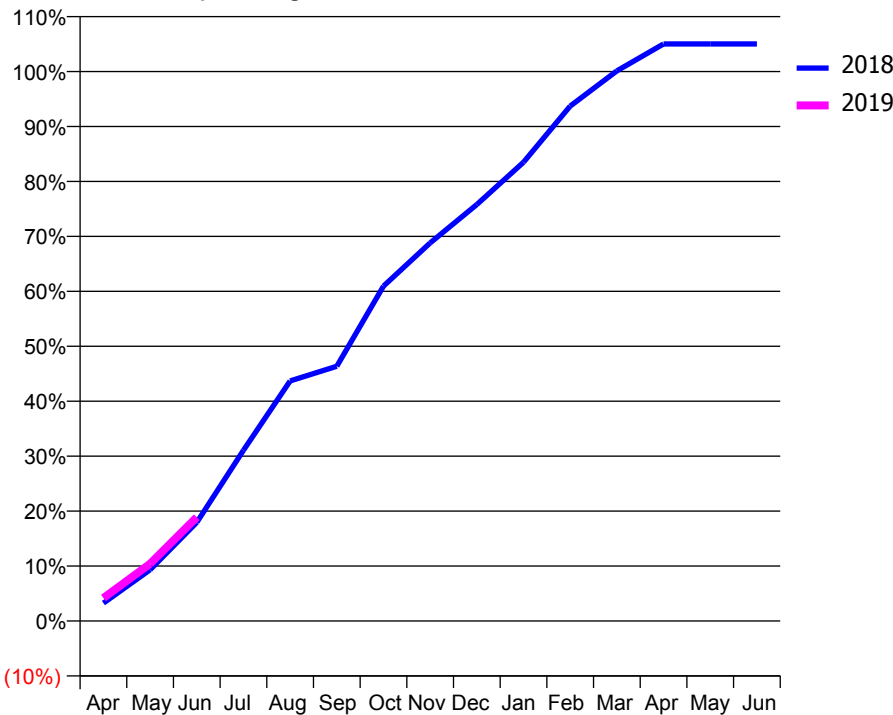
ACCESS*

Patients seen in 24 months	Total	Change since previous quarter
Quarter ending June 2017	350	
Quarter ending September 2017	348	→
Quarter ending December 2017	347	→
Quarter ending March 2018	347	→
Quarter ending June 2018	339	↓
Variance since June 2017	(3.1%)	↓



ACTIVITY

Cumulative percentage of contracted UDA delivered 2018 & 2019



Month	Adjusted Scheduled Activity (UDA)	
	2018	2019
April	22	28
May	63	70
June	121	128
July	210	
August	295	
September	313	
October	411	
November	464	
December	512	
January	564	
February	633	
March	676	
April	709	
May	709	
June	709	

QUALITY

	Quantity	Base Number	Contract	AT	Region	England
% of FP17s for the same patient ID Re-attending within 3 months - Children	5	119	4.2%	11.0%	11.0%	11.5%
% of FP17s for the same patient ID Re-attending within 3 months - Adults	0	5	0.0%	14.8%	15.3%	15.4%
% of FP17s for the same patient ID Re-attending between 3 & 9 months - Children	71	119	59.7%	59.0%	61.2%	58.9%
% of FP17s for the same patient ID Re-attending between 3 & 9 months - Adults	4	5	80.0%	49.5%	52.9%	51.6%
% of FP17s for Band 1 Urgent Courses	3	97	3.1%	9.7%	9.4%	8.9%
% of FP17s Relating to Free Repair or Replacements	0	97	0.0%	0.7%	0.7%	0.8%
% of FP17s Relating to Continuations	2	97	2.1%	0.7%	0.9%	0.9%
% of Patients satisfied with the dentistry they have received	0	0	N/A	94.8%	93.6%	93.2%
% of Patients satisfied with the time they had to wait for an appointment	0	0	N/A	88.9%	88.8%	88.8%

* This is based on patients treated on this contract for their most recent course of treatment. Figures in italics indicate the base number of FP17s or Patient Questionnaire responses are less than 100. N/A is shown where the base number of responses is less than 10 during the period. % is calculated as Quantity/Base number*100

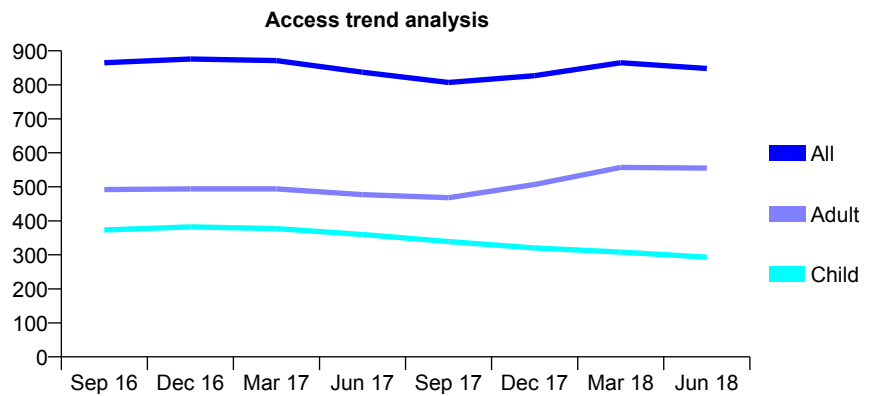
Q69 - Vital Signs At a Glance Contract Report for 925446/0001 - June 2018

Name or company name	310 Dental Care
Contract type name	GDS Contract
Purpose of contract	General
Contract start date	01/04/2009
Contract end date	

18/19 Contracted general activity (UDA)	2,734
Carry forward general activity (UDA)	0
18/19 Contracted orthodontic activity (UOA)	0
Carry forward orthodontic activity (UOA)	0
Baseline contract value	£65,366.99

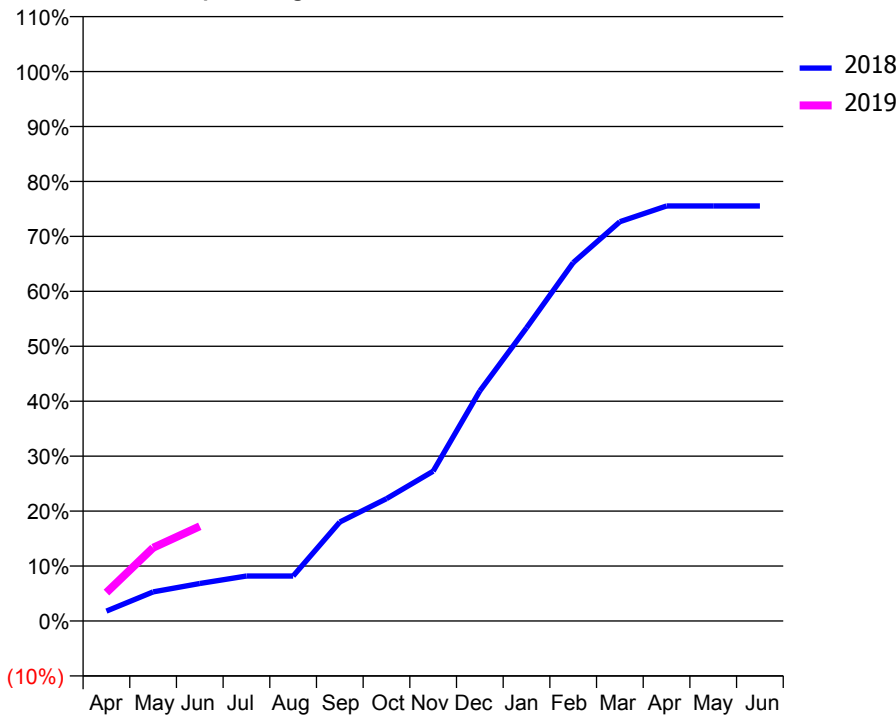
ACCESS*

Patients seen in 24 months	Total	Change since previous quarter
Quarter ending June 2017	837	
Quarter ending September 2017	807	↓
Quarter ending December 2017	827	↑
Quarter ending March 2018	865	↑
Quarter ending June 2018	848	↓
Variance since June 2017	1.3%	→



ACTIVITY

Cumulative percentage of contracted UDA delivered 2018 & 2019



Adjusted Scheduled Activity (UDA)		
Month	2018	2019
April	49	142
May	145	365
June	187	472
July	224	
August	224	
September	492	
October	609	
November	745	
December	1,145	
January	1,459	
February	1,783	
March	1,987	
April	2,065	
May	2,065	
June	2,065	

QUALITY

	Quantity	Base Number	Contract	AT	Region	England
% of FP17s for the same patient ID Re-attending within 3 months - Children	10	95	10.5%	11.0%	11.0%	11.5%
% of FP17s for the same patient ID Re-attending within 3 months - Adults	19	125	15.2%	14.8%	15.3%	15.4%
% of FP17s for the same patient ID Re-attending between 3 & 9 months - Children	50	95	52.6%	59.0%	61.2%	58.9%
% of FP17s for the same patient ID Re-attending between 3 & 9 months - Adults	42	125	33.6%	49.5%	52.9%	51.6%
% of FP17s for Band 1 Urgent Courses	18	192	9.4%	9.7%	9.4%	8.9%
% of FP17s Relating to Free Repair or Replacements	0	192	0.0%	0.7%	0.7%	0.8%
% of FP17s Relating to Continuations	0	192	0.0%	0.7%	0.9%	0.9%
% of Patients satisfied with the dentistry they have received	2	2	N/A	94.8%	93.6%	93.2%
% of Patients satisfied with the time they had to wait for an appointment	2	2	N/A	88.9%	88.8%	88.8%

* This is based on patients treated on this contract for their most recent course of treatment. Figures in italics indicate the base number of FP17s or Patient Questionnaire responses are less than 100. N/A is shown where the base number of responses is less than 10 during the period. % is calculated as Quantity/Base number*100

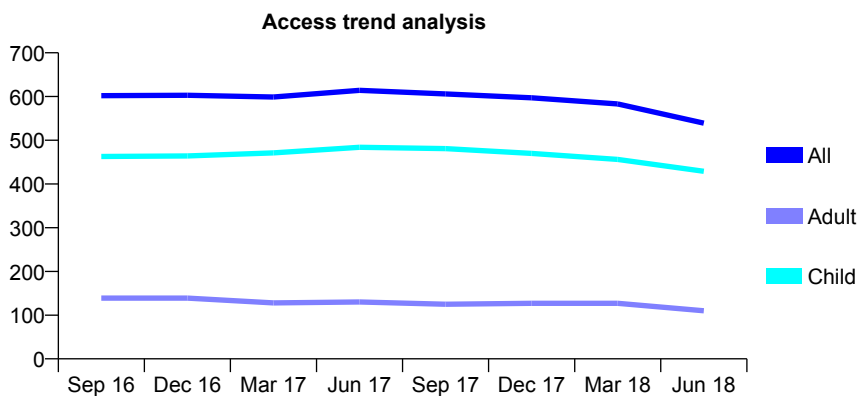
Q69 - Vital Signs At a Glance Contract Report for 926361/0001 - June 2018

Name or company name	DR F TALHI
Contract type name	GDS Contract
Purpose of contract	General
Contract start date	01/04/2006
Contract end date	

18/19 Contracted general activity (UDA)	1,000
Carry forward general activity (UDA)	0
18/19 Contracted orthodontic activity (UOA)	0
Carry forward orthodontic activity (UOA)	0
Baseline contract value	£23,635.97

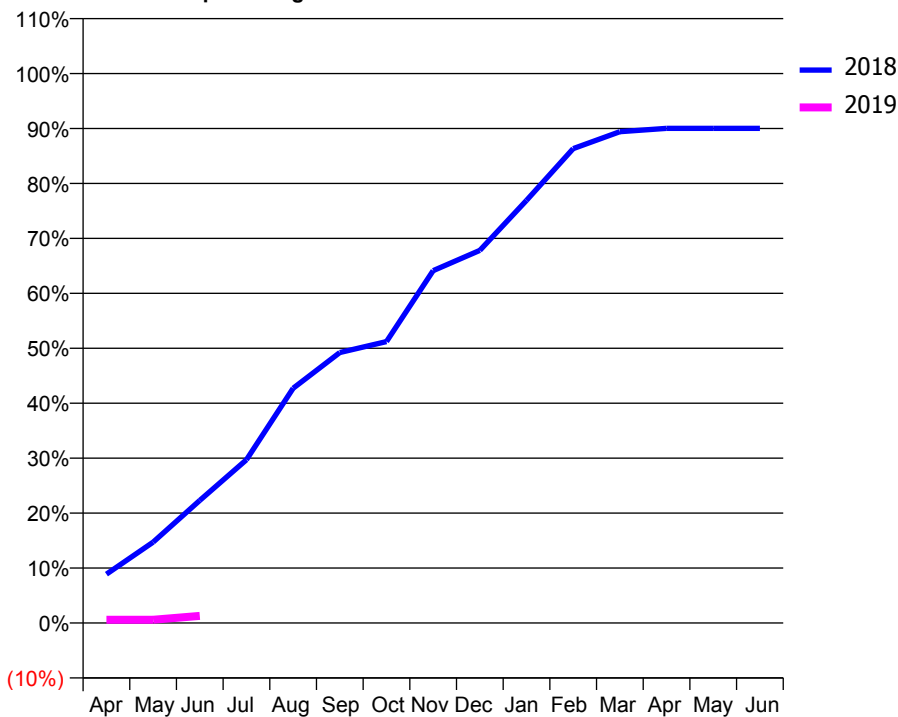
ACCESS*

Patients seen in 24 months	Total	Change since previous quarter
Quarter ending June 2017	614	
Quarter ending September 2017	606	↓
Quarter ending December 2017	597	↓
Quarter ending March 2018	583	↓
Quarter ending June 2018	539	↓
Variance since June 2017	(12.2%)	↓



ACTIVITY

Cumulative percentage of contracted UDA delivered 2018 & 2019



Adjusted Scheduled Activity (UDA)

Month	2018	2019
April	89	6
May	147	6
June	223	13
July	297	
August	427	
September	492	
October	512	
November	641	
December	678	
January	769	
February	863	
March	894	
April	900	
May	900	
June	900	

QUALITY

	Quantity	Base Number	Contract	AT	Region	England
% of FP17s for the same patient ID Re-attending within 3 months - Children	0	9	0.0%	11.0%	11.0%	11.5%
% of FP17s for the same patient ID Re-attending within 3 months - Adults	0	2	0.0%	14.8%	15.3%	15.4%
% of FP17s for the same patient ID Re-attending between 3 & 9 months - Children	7	9	77.8%	59.0%	61.2%	58.9%
% of FP17s for the same patient ID Re-attending between 3 & 9 months - Adults	2	2	100.0%	49.5%	52.9%	51.6%
% of FP17s for Band 1 Urgent Courses	0	7	0.0%	9.7%	9.4%	8.9%
% of FP17s Relating to Free Repair or Replacements	0	7	0.0%	0.7%	0.7%	0.8%
% of FP17s Relating to Continuations	0	7	0.0%	0.7%	0.9%	0.9%
% of Patients satisfied with the dentistry they have received	1	1	N/A	94.8%	93.6%	93.2%
% of Patients satisfied with the time they had to wait for an appointment	1	1	N/A	88.9%	88.8%	88.8%

* This is based on patients treated on this contract for their most recent course of treatment. Figures in italics indicate the base number of FP17s or Patient Questionnaire responses are less than 100. N/A is shown where the base number of responses is less than 10 during the period. % is calculated as Quantity/Base number*100

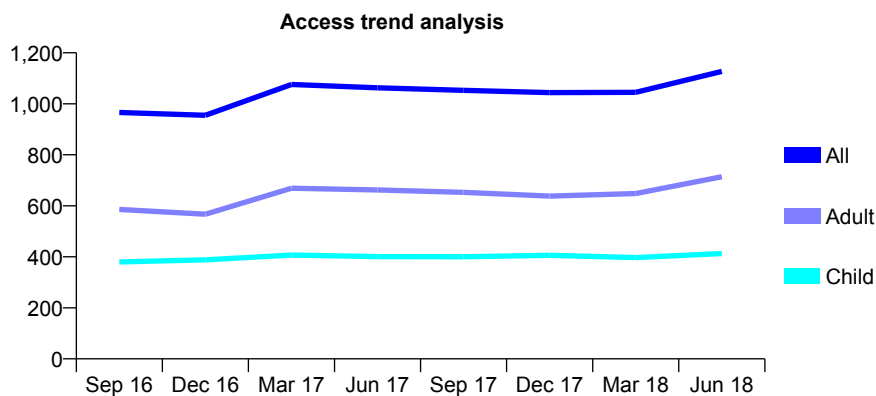
Q69 - Vital Signs At a Glance Contract Report for 930997/0002 - June 2018

Name or company name	MR PF MITCHELL
Contract type name	GDS Contract
Purpose of contract	General
Contract start date	11/05/2012
Contract end date	

18/19 Contracted general activity (UDA)	1,914
Carry forward general activity (UDA)	0
18/19 Contracted orthodontic activity (UOA)	0
Carry forward orthodontic activity (UOA)	0
Baseline contract value	£45,405.85

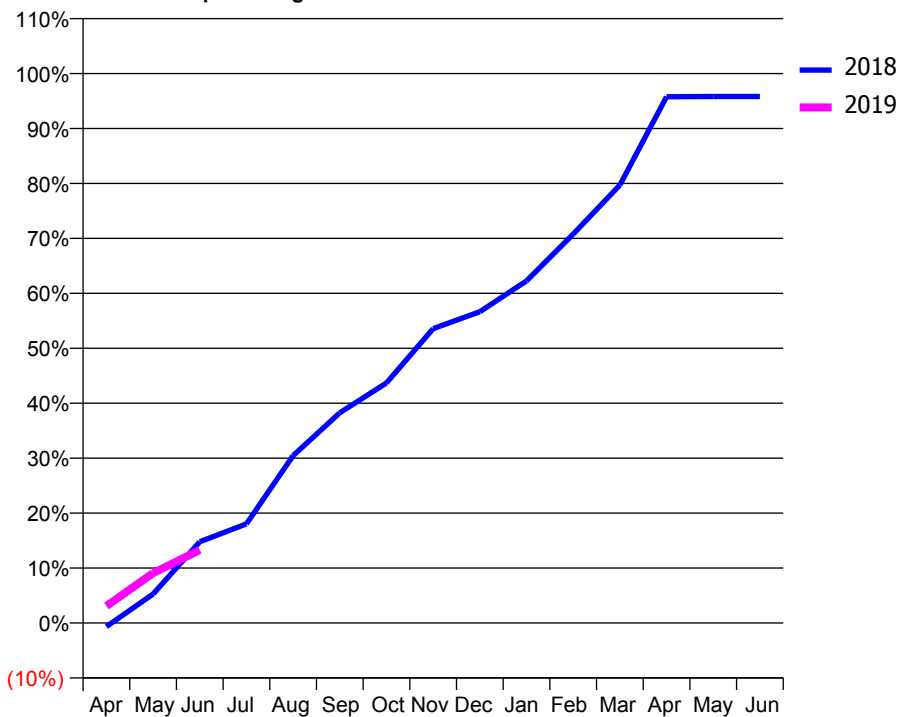
ACCESS*

Patients seen in 24 months	Total	Change since previous quarter
Quarter ending June 2017	1,063	
Quarter ending September 2017	1,053	→
Quarter ending December 2017	1,044	→
Quarter ending March 2018	1,045	→
Quarter ending June 2018	1,127	↑
Variance since June 2017	6.0%	↑



ACTIVITY

Cumulative percentage of contracted UDA delivered 2018 & 2019



Adjusted Scheduled Activity (UDA)		
Month	2018	2019
April	-13	59
May	101	174
June	283	254
July	345	
August	583	
September	732	
October	836	
November	1,025	
December	1,084	
January	1,191	
February	1,354	
March	1,526	
April	1,833	
May	1,834	
June	1,834	

QUALITY

	Quantity	Base Number	Contract	AT	Region	England
% of FP17s for the same patient ID Re-attending within 3 months - Children	4	112	3.6%	11.0%	11.0%	11.5%
% of FP17s for the same patient ID Re-attending within 3 months - Adults	13	179	7.3%	14.8%	15.3%	15.4%
% of FP17s for the same patient ID Re-attending between 3 & 9 months - Children	49	112	43.8%	59.0%	61.2%	58.9%
% of FP17s for the same patient ID Re-attending between 3 & 9 months - Adults	49	179	27.4%	49.5%	52.9%	51.6%
% of FP17s for Band 1 Urgent Courses	1	139	0.7%	9.7%	9.4%	8.9%
% of FP17s Relating to Free Repair or Replacements	0	139	0.0%	0.7%	0.7%	0.8%
% of FP17s Relating to Continuations	0	139	0.0%	0.7%	0.9%	0.9%
% of Patients satisfied with the dentistry they have received	1	3	N/A	94.8%	93.6%	93.2%
% of Patients satisfied with the time they had to wait for an appointment	1	3	N/A	88.9%	88.8%	88.8%

* This is based on patients treated on this contract for their most recent course of treatment. Figures in italics indicate the base number of FP17s or Patient Questionnaire responses are less than 100. N/A is shown where the base number of responses is less than 10 during the period. % is calculated as Quantity/Base number*100

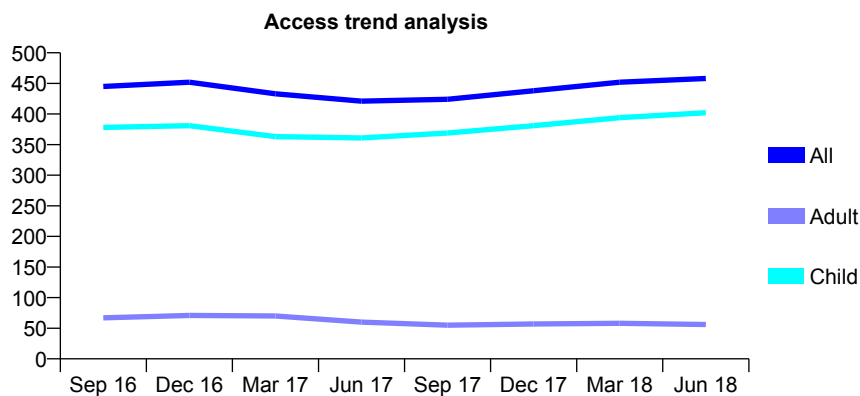
Q69 - Vital Signs At a Glance Contract Report for 939374/0001 - June 2018

Name or company name	MR MS PATEL
Contract type name	GDS Contract
Purpose of contract	General
Contract start date	01/04/2006
Contract end date	

18/19 Contracted general activity (UDA)	989
Carry forward general activity (UDA)	0
18/19 Contracted orthodontic activity (UOA)	0
Carry forward orthodontic activity (UOA)	0
Baseline contract value	£23,965.51

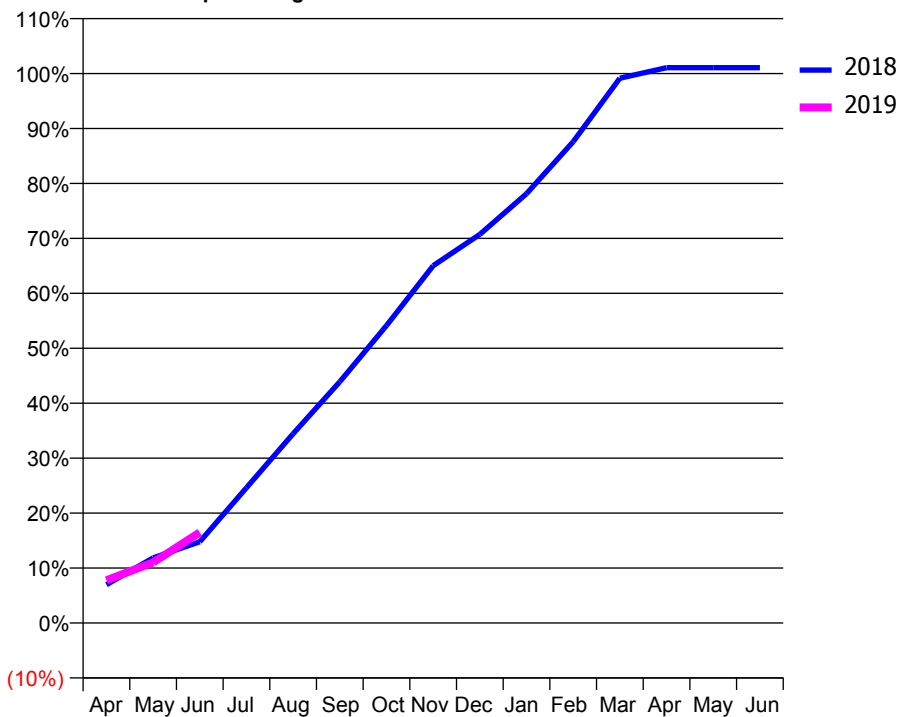
ACCESS*

Patients seen in 24 months	Total	Change since previous quarter
Quarter ending June 2017	421	
Quarter ending September 2017	424	→
Quarter ending December 2017	438	↑
Quarter ending March 2018	452	↑
Quarter ending June 2018	458	→
Variance since June 2017	8.8%	↑



ACTIVITY

Cumulative percentage of contracted UDA delivered 2018 & 2019



Month	Adjusted Scheduled Activity (UDA)	
	2018	2019
April	69	77
May	117	109
June	146	163
July	243	
August	341	
September	434	
October	535	
November	643	
December	700	
January	773	
February	866	
March	981	
April	1,000	
May	1,000	
June	1,000	

QUALITY

	Quantity	Base Number	Contract	AT	Region	England
% of FP17s for the same patient ID Re-attending within 3 months - Children	7	130	5.4%	11.0%	11.0%	11.5%
% of FP17s for the same patient ID Re-attending within 3 months - Adults	0	3	0.0%	14.8%	15.3%	15.4%
% of FP17s for the same patient ID Re-attending between 3 & 9 months - Children	73	130	56.2%	59.0%	61.2%	58.9%
% of FP17s for the same patient ID Re-attending between 3 & 9 months - Adults	3	3	100.0%	49.5%	52.9%	51.6%
% of FP17s for Band 1 Urgent Courses	1	117	0.9%	9.7%	9.4%	8.9%
% of FP17s Relating to Free Repair or Replacements	0	117	0.0%	0.7%	0.7%	0.8%
% of FP17s Relating to Continuations	0	117	0.0%	0.7%	0.9%	0.9%
% of Patients satisfied with the dentistry they have received	1	1	N/A	94.8%	93.6%	93.2%
% of Patients satisfied with the time they had to wait for an appointment	1	1	N/A	88.9%	88.8%	88.8%

* This is based on patients treated on this contract for their most recent course of treatment. Figures in italics indicate the base number of FP17s or Patient Questionnaire responses are less than 100. N/A is shown where the base number of responses is less than 10 during the period. % is calculated as Quantity/Base number*100

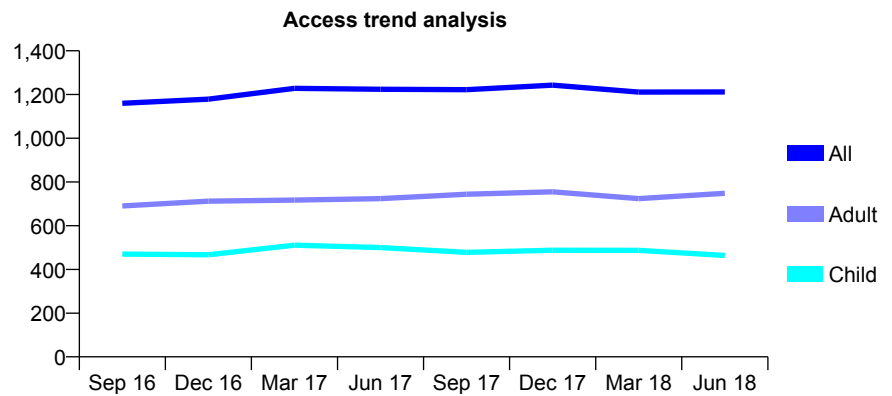
Q69 - Vital Signs At a Glance Contract Report for 946818/0002 - June 2018

Name or company name	MR S NAJAFI
Contract type name	GDS Contract
Purpose of contract	General
Contract start date	01/04/2006
Contract end date	

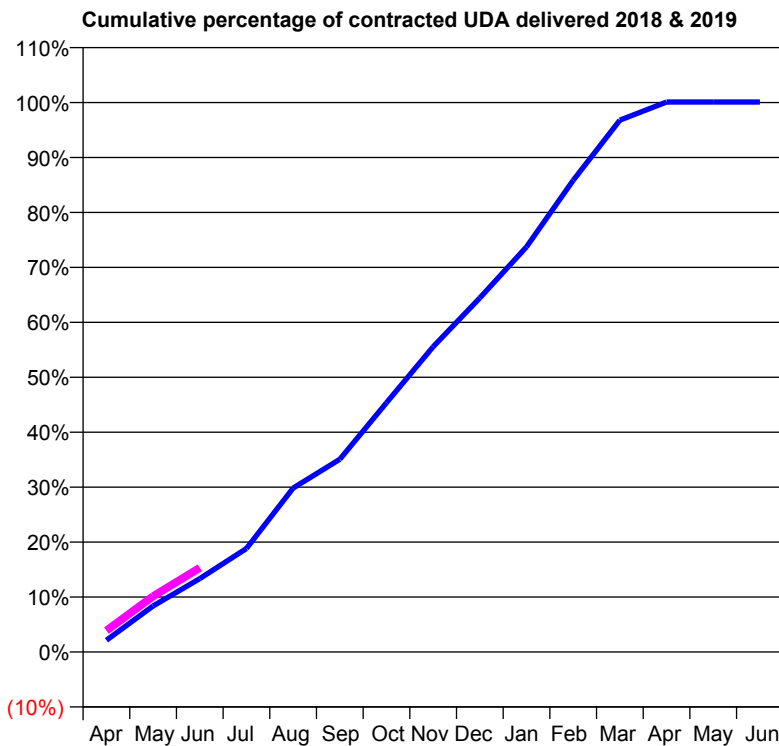
18/19 Contracted general activity (UDA)	3,330
Carry forward general activity (UDA)	0
18/19 Contracted orthodontic activity (UOA)	0
Carry forward orthodontic activity (UOA)	0
Baseline contract value	£80,339.39

ACCESS*

Patients seen in 24 months	Total	Change since previous quarter
Quarter ending June 2017	1,224	
Quarter ending September 2017	1,222	→
Quarter ending December 2017	1,243	→
Quarter ending March 2018	1,211	↓
Quarter ending June 2018	1,212	→
Variance since June 2017	(1.0%)	→



ACTIVITY



Adjusted Scheduled Activity (UDA)		
Month	2018	2019
April	71	130
May	279	338
June	445	510
July	628	
August	993	
September	1,168	
October	1,511	
November	1,850	
December	2,146	
January	2,456	
February	2,859	
March	3,223	
April	3,333	
May	3,333	
June	3,333	

QUALITY

	Quantity	Base Number	Contract	AT	Region	England
% of FP17s for the same patient ID Re-attending within 3 months - Children	40	185	21.6%	11.0%	11.0%	11.5%
% of FP17s for the same patient ID Re-attending within 3 months - Adults	13	188	6.9%	14.8%	15.3%	15.4%
% of FP17s for the same patient ID Re-attending between 3 & 9 months - Children	122	185	65.9%	59.0%	61.2%	58.9%
% of FP17s for the same patient ID Re-attending between 3 & 9 months - Adults	118	188	62.8%	49.5%	52.9%	51.6%
% of FP17s for Band 1 Urgent Courses	12	299	4.0%	9.7%	9.4%	8.9%
% of FP17s Relating to Free Repair or Replacements	1	299	0.3%	0.7%	0.7%	0.8%
% of FP17s Relating to Continuations	2	299	0.7%	0.7%	0.9%	0.9%
% of Patients satisfied with the dentistry they have received	1	1	N/A	94.8%	93.6%	93.2%
% of Patients satisfied with the time they had to wait for an appointment	1	1	N/A	88.9%	88.8%	88.8%

* This is based on patients treated on this contract for their most recent course of treatment. Figures in italics indicate the base number of FP17s or Patient Questionnaire responses are less than 100. N/A is shown where the base number of responses is less than 10 during the period. % is calculated as Quantity/Base number*100

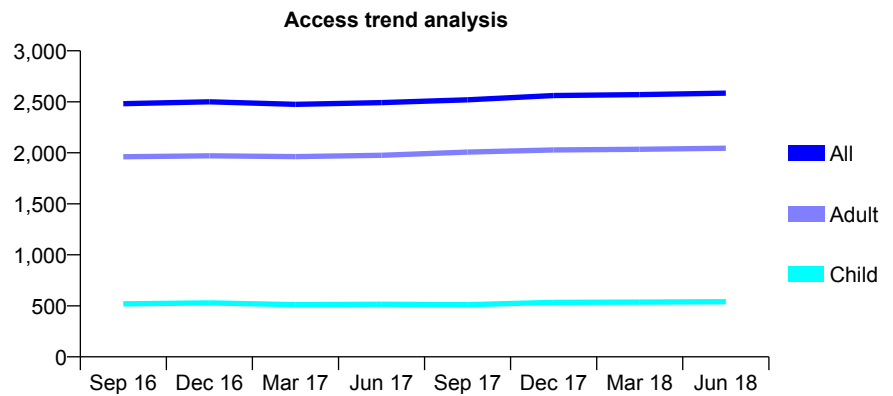
Q69 - Vital Signs At a Glance Contract Report for 947504/0001 - June 2018

Name or company name	MISS C RADOS
Contract type name	GDS Contract
Purpose of contract	General
Contract start date	01/04/2014
Contract end date	

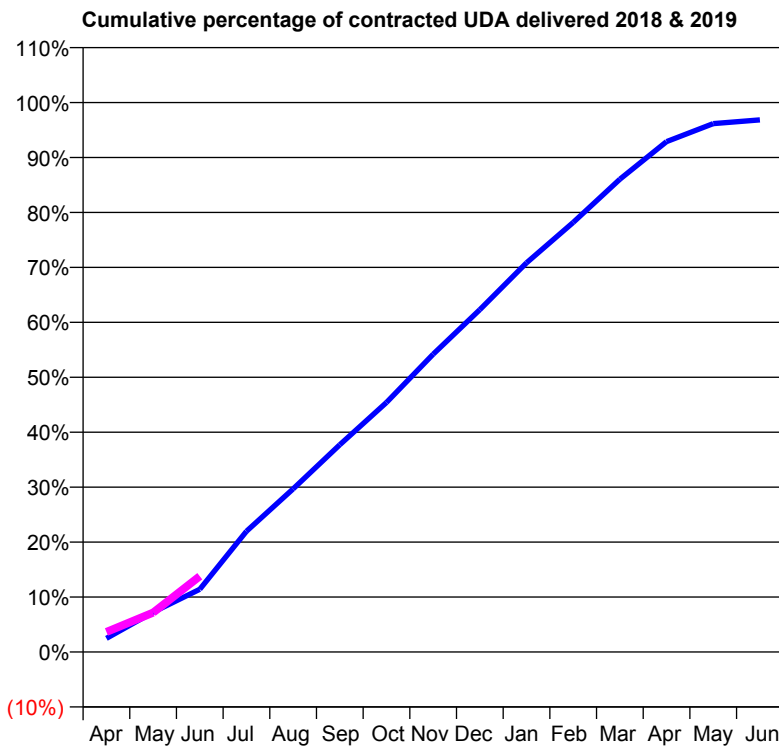
18/19 Contracted general activity (UDA)	6,996
Carry forward general activity (UDA)	0
18/19 Contracted orthodontic activity (UOA)	0
Carry forward orthodontic activity (UOA)	0
Baseline contract value	£177,431.24

ACCESS*

Patients seen in 24 months	Total	Change since previous quarter
Quarter ending June 2017	2,492	
Quarter ending September 2017	2,519	→
Quarter ending December 2017	2,562	→
Quarter ending March 2018	2,571	→
Quarter ending June 2018	2,585	→
Variance since June 2017	3.7%	↑



ACTIVITY



Month	Adjusted Scheduled Activity (UDA)	
	2018	2019
April	174	256
May	507	502
June	799	966
July	1,538	
August	2,077	
September	2,639	
October	3,177	
November	3,791	
December	4,359	
January	4,955	
February	5,469	
March	6,018	
April	6,498	
May	6,728	
June	6,774	

QUALITY

	Quantity	Base Number	Contract	AT	Region	England
% of FP17s for the same patient ID Re-attending within 3 months - Children	21	232	9.1%	11.0%	11.0%	11.5%
% of FP17s for the same patient ID Re-attending within 3 months - Adults	109	803	13.6%	14.8%	15.3%	15.4%
% of FP17s for the same patient ID Re-attending between 3 & 9 months - Children	153	232	65.9%	59.0%	61.2%	58.9%
% of FP17s for the same patient ID Re-attending between 3 & 9 months - Adults	477	803	59.4%	49.5%	52.9%	51.6%
% of FP17s for Band 1 Urgent Courses	78	606	12.9%	9.7%	9.4%	8.9%
% of FP17s Relating to Free Repair or Replacements	0	606	0.0%	0.7%	0.7%	0.8%
% of FP17s Relating to Continuations	2	606	0.3%	0.7%	0.9%	0.9%
% of Patients satisfied with the dentistry they have received	3	3	N/A	94.8%	93.6%	93.2%
% of Patients satisfied with the time they had to wait for an appointment	2	3	N/A	88.9%	88.8%	88.8%

* This is based on patients treated on this contract for their most recent course of treatment. Figures in italics indicate the base number of FP17s or Patient Questionnaire responses are less than 100. N/A is shown where the base number of responses is less than 10 during the period. % is calculated as Quantity/Base number*100

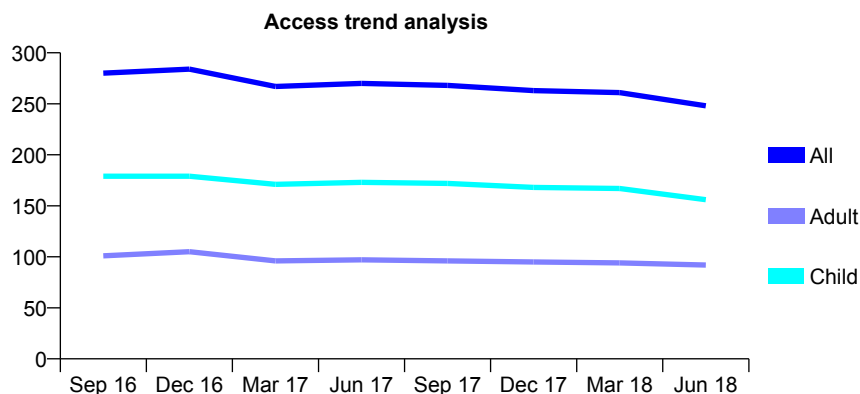
Q69 - Vital Signs At a Glance Contract Report for 950122/0001 - June 2018

Name or company name	MR EH MIDDLETON
Contract type name	GDS Contract
Purpose of contract	General
Contract start date	01/04/2006
Contract end date	

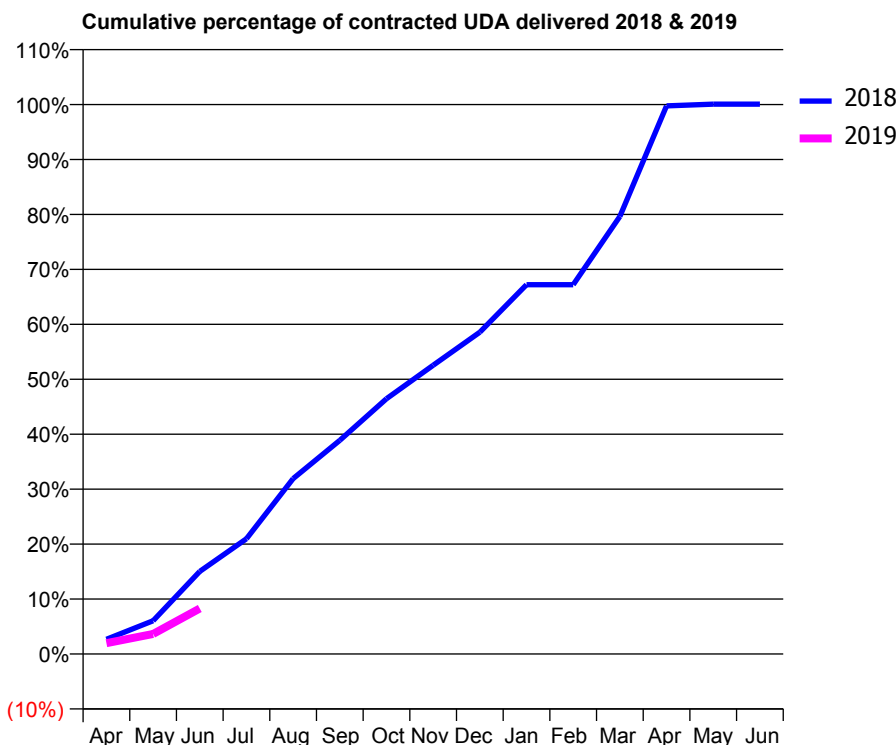
18/19 Contracted general activity (UDA)	716
Carry forward general activity (UDA)	0
18/19 Contracted orthodontic activity (UOA)	0
Carry forward orthodontic activity (UOA)	0
Baseline contract value	£18,969.67

ACCESS*

Patients seen in 24 months	Total	Change since previous quarter
Quarter ending June 2017	270	
Quarter ending September 2017	268	→
Quarter ending December 2017	263	↓
Quarter ending March 2018	261	→
Quarter ending June 2018	248	↓
Variance since June 2017	(8.1%)	↓



ACTIVITY



Adjusted Scheduled Activity (UDA)		
Month	2018	2019
April	19	14
May	43	26
June	108	59
July	150	
August	229	
September	278	
October	333	
November	376	
December	419	
January	481	
February	481	
March	570	
April	714	
May	716	
June	716	

QUALITY

	Quantity	Base Number	Contract	AT	Region	England
% of FP17s for the same patient ID Re-attending within 3 months - Children	2	63	3.2%	11.0%	11.0%	11.5%
% of FP17s for the same patient ID Re-attending within 3 months - Adults	13	30	43.3%	14.8%	15.3%	15.4%
% of FP17s for the same patient ID Re-attending between 3 & 9 months - Children	35	63	55.6%	59.0%	61.2%	58.9%
% of FP17s for the same patient ID Re-attending between 3 & 9 months - Adults	8	30	26.7%	49.5%	52.9%	51.6%
% of FP17s for Band 1 Urgent Courses	2	38	5.3%	9.7%	9.4%	8.9%
% of FP17s Relating to Free Repair or Replacements	0	38	0.0%	0.7%	0.7%	0.8%
% of FP17s Relating to Continuations	0	38	0.0%	0.7%	0.9%	0.9%
% of Patients satisfied with the dentistry they have received	0	0	N/A	94.8%	93.6%	93.2%
% of Patients satisfied with the time they had to wait for an appointment	0	0	N/A	88.9%	88.8%	88.8%

* This is based on patients treated on this contract for their most recent course of treatment. Figures in italics indicate the base number of FP17s or Patient Questionnaire responses are less than 100. N/A is shown where the base number of responses is less than 10 during the period. % is calculated as Quantity/Base number*100

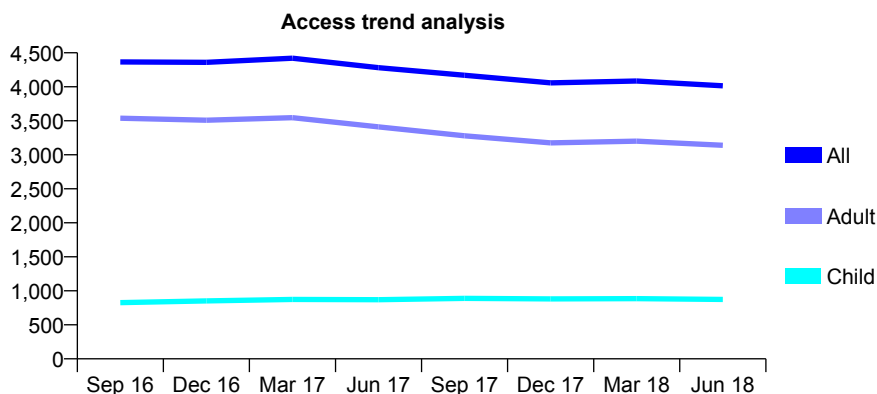
Q69 - Vital Signs At a Glance Contract Report for 959766/0001 - June 2018

Name or company name	MR S SABBAGHI-SARABI
Contract type name	GDS Contract
Purpose of contract	General
Contract start date	01/04/2006
Contract end date	

18/19 Contracted general activity (UDA)	11,188
Carry forward general activity (UDA)	0
18/19 Contracted orthodontic activity (UOA)	0
Carry forward orthodontic activity (UOA)	0
Baseline contract value	£273,508.61

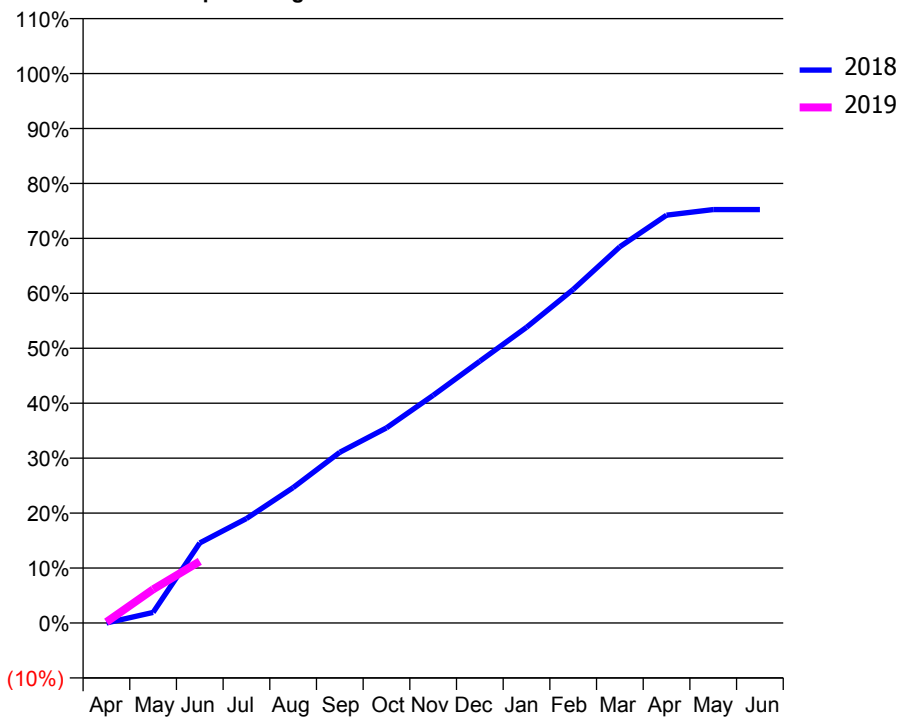
ACCESS*

Patients seen in 24 months	Total	Change since previous quarter
Quarter ending June 2017	4,281	
Quarter ending September 2017	4,169	↓
Quarter ending December 2017	4,057	↓
Quarter ending March 2018	4,085	→
Quarter ending June 2018	4,014	↓
Variance since June 2017	(6.2%)	↓



ACTIVITY

Cumulative percentage of contracted UDA delivered 2018 & 2019



Month	Adjusted Scheduled Activity (UDA)	
	2018	2019
April	0	20
May	217	684
June	1,631	1,255
July	2,126	
August	2,757	
September	3,477	
October	3,973	
November	4,636	
December	5,331	
January	6,019	
February	6,792	
March	7,660	
April	8,304	
May	8,418	
June	8,418	

QUALITY

	Quantity	Base Number	Contract	AT	Region	England
% of FP17s for the same patient ID Re-attending within 3 months - Children	15	211	7.1%	11.0%	11.0%	11.5%
% of FP17s for the same patient ID Re-attending within 3 months - Adults	94	723	13.0%	14.8%	15.3%	15.4%
% of FP17s for the same patient ID Re-attending between 3 & 9 months - Children	82	211	38.9%	59.0%	61.2%	58.9%
% of FP17s for the same patient ID Re-attending between 3 & 9 months - Adults	269	723	37.2%	49.5%	52.9%	51.6%
% of FP17s for Band 1 Urgent Courses	107	603	17.7%	9.7%	9.4%	8.9%
% of FP17s Relating to Free Repair or Replacements	0	603	0.0%	0.7%	0.7%	0.8%
% of FP17s Relating to Continuations	0	603	0.0%	0.7%	0.9%	0.9%
% of Patients satisfied with the dentistry they have received	1	1	N/A	94.8%	93.6%	93.2%
% of Patients satisfied with the time they had to wait for an appointment	1	1	N/A	88.9%	88.8%	88.8%

* This is based on patients treated on this contract for their most recent course of treatment. Figures in italics indicate the base number of FP17s or Patient Questionnaire responses are less than 100. N/A is shown where the base number of responses is less than 10 during the period. % is calculated as Quantity/Base number*100

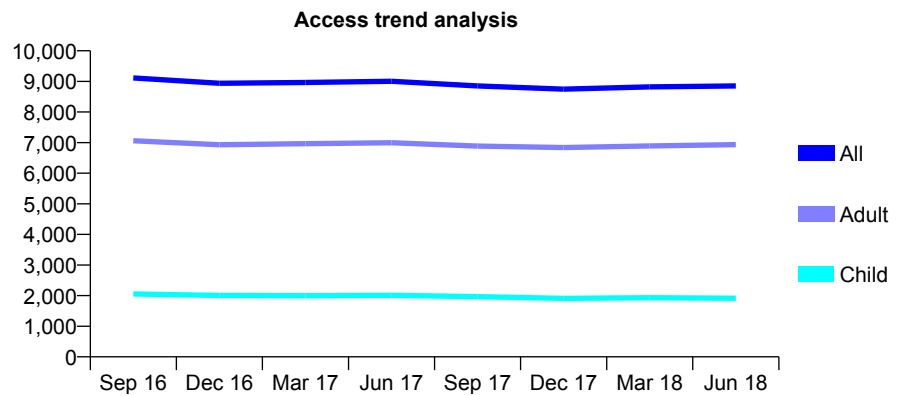
Q69 - Vital Signs At a Glance Contract Report for 961450/0001 - June 2018

Name or company name	Wootton House Dental Partnership
Contract type name	GDS Contract
Purpose of contract	General
Contract start date	21/05/2010
Contract end date	

18/19 Contracted general activity (UDA)	26,774
Carry forward general activity (UDA)	0
18/19 Contracted orthodontic activity (UOA)	0
Carry forward orthodontic activity (UOA)	0
Baseline contract value	£657,430.99

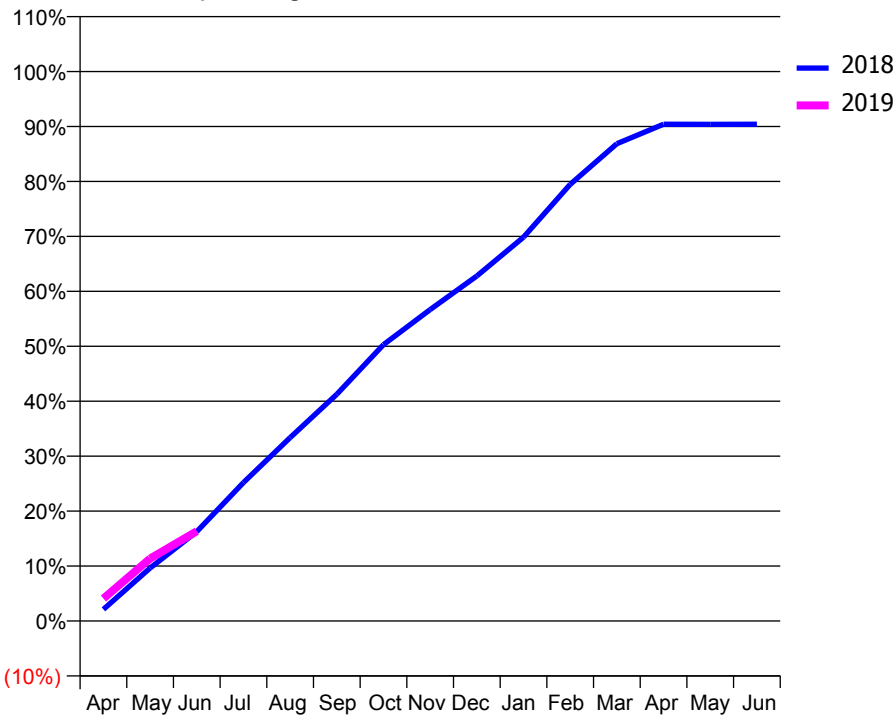
ACCESS*

Patients seen in 24 months	Total	Change since previous quarter
Quarter ending June 2017	9,005	
Quarter ending September 2017	8,853	↓
Quarter ending December 2017	8,748	↓
Quarter ending March 2018	8,821	→
Quarter ending June 2018	8,850	→
Variance since June 2017	(1.7%)	↓



ACTIVITY

Cumulative percentage of contracted UDA delivered 2018 & 2019



Month	Adjusted Scheduled Activity (UDA)	
	2018	2019
April	569	1,097
May	2,580	3,045
June	4,359	4,375
July	6,749	
August	8,936	
September	11,049	
October	13,464	
November	15,175	
December	16,811	
January	18,704	
February	21,276	
March	23,259	
April	24,206	
May	24,199	
June	24,206	

QUALITY

	Quantity	Base Number	Contract	AT	Region	England
% of FP17s for the same patient ID Re-attending within 3 months - Children	60	706	8.5%	11.0%	11.0%	11.5%
% of FP17s for the same patient ID Re-attending within 3 months - Adults	336	2,373	14.2%	14.8%	15.3%	15.4%
% of FP17s for the same patient ID Re-attending between 3 & 9 months - Children	460	706	65.2%	59.0%	61.2%	58.9%
% of FP17s for the same patient ID Re-attending between 3 & 9 months - Adults	1,257	2,373	53.0%	49.5%	52.9%	51.6%
% of FP17s for Band 1 Urgent Courses	205	2,558	8.0%	9.7%	9.4%	8.9%
% of FP17s Relating to Free Repair or Replacements	36	2,558	1.4%	0.7%	0.7%	0.8%
% of FP17s Relating to Continuations	23	2,558	0.9%	0.7%	0.9%	0.9%
% of Patients satisfied with the dentistry they have received	11	11	100.0%	94.8%	93.6%	93.2%
% of Patients satisfied with the time they had to wait for an appointment	10	11	90.9%	88.9%	88.8%	88.8%

* This is based on patients treated on this contract for their most recent course of treatment. Figures in italics indicate the base number of FP17s or Patient Questionnaire responses are less than 100. N/A is shown where the base number of responses is less than 10 during the period. % is calculated as Quantity/Base number*100

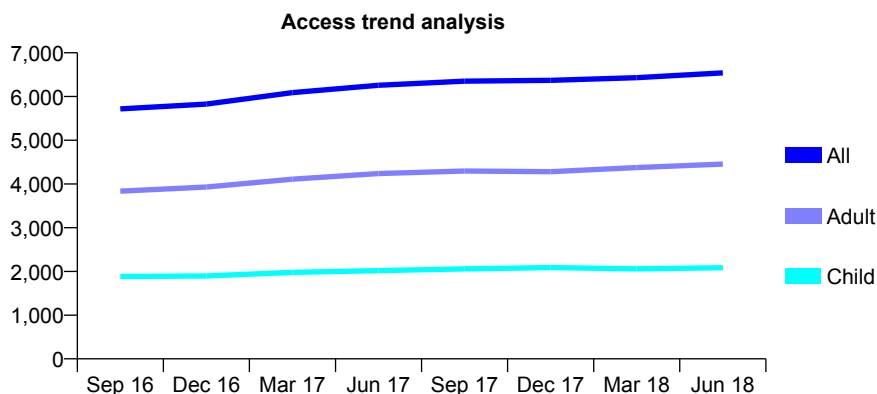
Q69 - Vital Signs At a Glance Contract Report for 962392/0001 - June 2018

Name or company name	MR N PATEL
Contract type name	GDS Contract
Purpose of contract	General
Contract start date	01/04/2008
Contract end date	

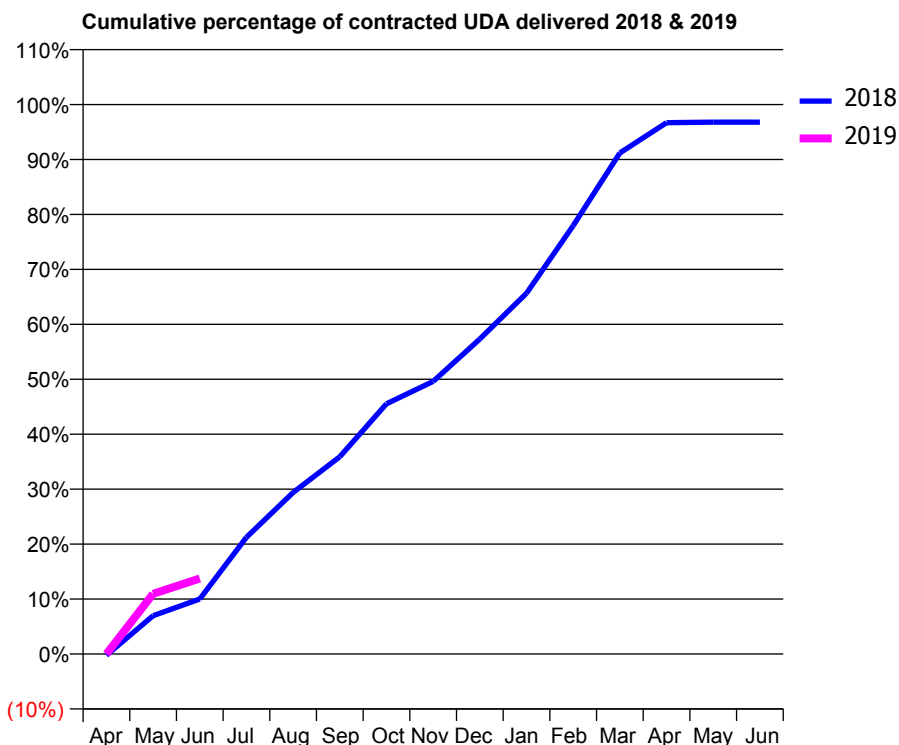
18/19 Contracted general activity (UDA)	12,712
Carry forward general activity (UDA)	0
18/19 Contracted orthodontic activity (UOA)	0
Carry forward orthodontic activity (UOA)	0
Baseline contract value	£316,376.08

ACCESS*

Patients seen in 24 months	Total	Change since previous quarter
Quarter ending June 2017	6,257	
Quarter ending September 2017	6,353	→
Quarter ending December 2017	6,369	→
Quarter ending March 2018	6,430	→
Quarter ending June 2018	6,542	→
Variance since June 2017	4.6%	↑



ACTIVITY



Month	Adjusted Scheduled Activity (UDA)	
	2018	2019
April	-34	0
May	957	1,393
June	1,374	1,748
July	2,915	
August	4,036	
September	4,930	
October	6,251	
November	6,812	
December	7,871	
January	9,014	
February	10,701	
March	12,517	
April	13,275	
May	13,287	
June	13,287	

QUALITY

	Quantity	Base Number	Contract	AT	Region	England
% of FP17s for the same patient ID Re-attending within 3 months - Children	61	658	9.3%	11.0%	11.0%	11.5%
% of FP17s for the same patient ID Re-attending within 3 months - Adults	173	1,179	14.7%	14.8%	15.3%	15.4%
% of FP17s for the same patient ID Re-attending between 3 & 9 months - Children	452	658	68.7%	59.0%	61.2%	58.9%
% of FP17s for the same patient ID Re-attending between 3 & 9 months - Adults	602	1,179	51.1%	49.5%	52.9%	51.6%
% of FP17s for Band 1 Urgent Courses	57	1,059	5.4%	9.7%	9.4%	8.9%
% of FP17s Relating to Free Repair or Replacements	7	1,059	0.7%	0.7%	0.7%	0.8%
% of FP17s Relating to Continuations	6	1,059	0.6%	0.7%	0.9%	0.9%
% of Patients satisfied with the dentistry they have received	5	5	N/A	94.8%	93.6%	93.2%
% of Patients satisfied with the time they had to wait for an appointment	5	5	N/A	88.9%	88.8%	88.8%

* This is based on patients treated on this contract for their most recent course of treatment. Figures in italics indicate the base number of FP17s or Patient Questionnaire responses are less than 100. N/A is shown where the base number of responses is less than 10 during the period. % is calculated as Quantity/Base number*100

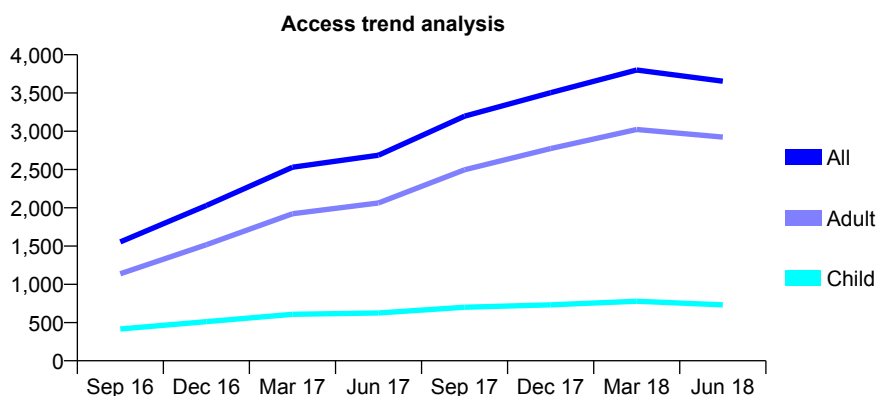
Q70 - Vital Signs At a Glance Contract Report for 100088/0000 - June 2018

Name or company name	Portsea Dental Care Ltd
Contract type name	GDS Contract
Purpose of contract	General
Contract start date	01/04/2016
Contract end date	

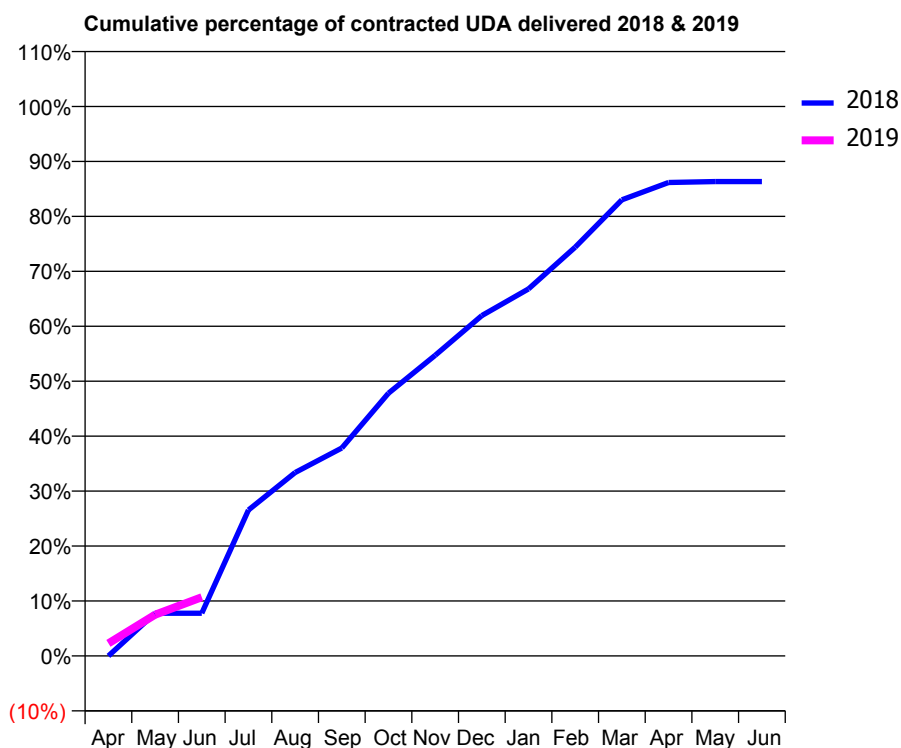
18/19 Contracted general activity (UDA)	17,002
Carry forward general activity (UDA)	0
18/19 Contracted orthodontic activity (UOA)	0
Carry forward orthodontic activity (UOA)	0
Baseline contract value	£380,543.56

ACCESS*

Patients seen in 24 months	Total	Change since previous quarter
Quarter ending June 2017	2,686	
Quarter ending September 2017	3,197	↑
Quarter ending December 2017	3,504	↑
Quarter ending March 2018	3,801	↑
Quarter ending June 2018	3,654	↓
Variance since June 2017	36.0%	↑



ACTIVITY



Month	Adjusted Scheduled Activity (UDA)	
	2018	2019
April	0	391
May	1,011	1,278
June	1,011	1,818
July	3,453	
August	4,340	
September	4,919	
October	6,216	
November	7,113	
December	8,053	
January	8,684	
February	9,674	
March	10,793	
April	11,204	
May	11,223	
June	11,224	

QUALITY

	Quantity	Base Number	Contract	AT	Region	England
% of FP17s for the same patient ID Re-attending within 3 months - Children	15	185	8.1%	9.7%	11.0%	11.5%
% of FP17s for the same patient ID Re-attending within 3 months - Adults	128	744	17.2%	13.9%	15.3%	15.4%
% of FP17s for the same patient ID Re-attending between 3 & 9 months - Children	78	185	42.2%	61.6%	61.2%	58.9%
% of FP17s for the same patient ID Re-attending between 3 & 9 months - Adults	252	744	33.9%	53.5%	52.9%	51.6%
% of FP17s for Band 1 Urgent Courses	278	762	36.5%	9.8%	9.4%	8.9%
% of FP17s Relating to Free Repair or Replacements	6	762	0.8%	0.6%	0.7%	0.8%
% of FP17s Relating to Continuations	9	762	1.2%	0.9%	0.9%	0.9%
% of Patients satisfied with the dentistry they have received	0	0	N/A	92.3%	93.6%	93.2%
% of Patients satisfied with the time they had to wait for an appointment	0	0	N/A	89.2%	88.8%	88.8%

* This is based on patients treated on this contract for their most recent course of treatment. Figures in italics indicate the base number of FP17s or Patient Questionnaire responses are less than 100. N/A is shown where the base number of responses is less than 10 during the period. % is calculated as Quantity/Base number*100

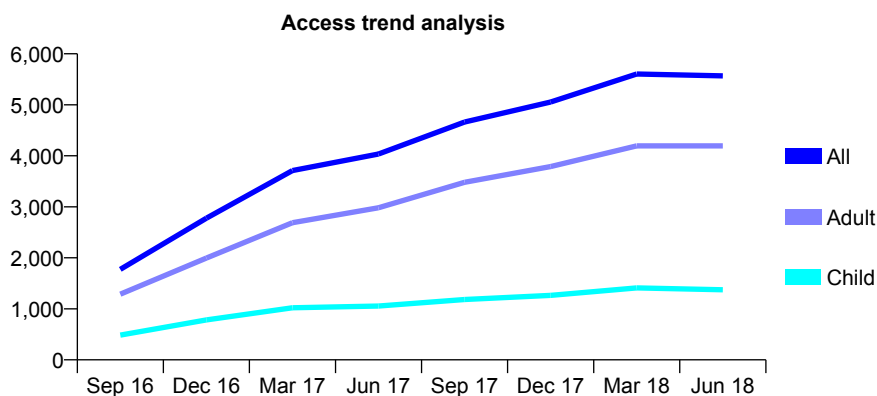
Q70 - Vital Signs At a Glance Contract Report for 100089/0000 - June 2018

Name or company name	Hilsea Dental Care Ltd
Contract type name	GDS Contract
Purpose of contract	General
Contract start date	01/04/2016
Contract end date	

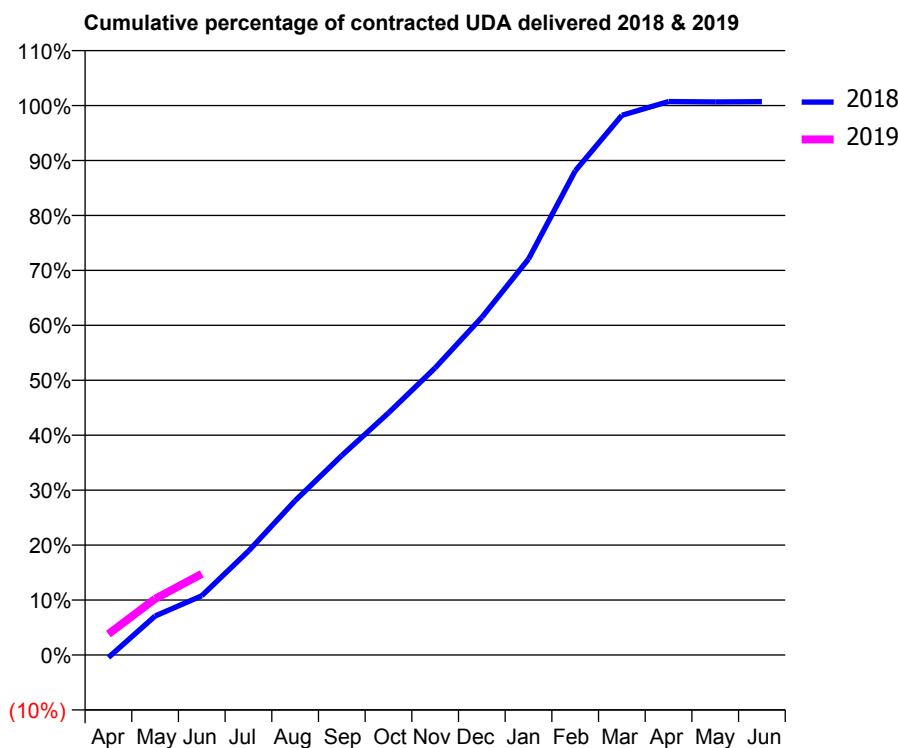
18/19 Contracted general activity (UDA)	17,002
Carry forward general activity (UDA)	0
18/19 Contracted orthodontic activity (UOA)	0
Carry forward orthodontic activity (UOA)	0
Baseline contract value	£380,543.56

ACCESS*

Patients seen in 24 months	Total	Change since previous quarter
Quarter ending June 2017	4,035	
Quarter ending September 2017	4,664	↑
Quarter ending December 2017	5,055	↑
Quarter ending March 2018	5,605	↑
Quarter ending June 2018	5,568	→
Variance since June 2017	38.0%	↑



ACTIVITY



Month	Adjusted Scheduled Activity (UDA)	
	2018	2019
April	-74	649
May	1,137	1,738
June	1,725	2,511
July	3,028	
August	4,496	
September	5,811	
October	7,051	
November	8,364	
December	9,835	
January	11,530	
February	14,098	
March	15,716	
April	16,118	
May	16,106	
June	16,112	

QUALITY

	Quantity	Base Number	Contract	AT	Region	England
% of FP17s for the same patient ID Re-attending within 3 months - Children	42	320	13.1%	9.7%	11.0%	11.5%
% of FP17s for the same patient ID Re-attending within 3 months - Adults	139	856	16.2%	13.9%	15.3%	15.4%
% of FP17s for the same patient ID Re-attending between 3 & 9 months - Children	140	320	43.8%	61.6%	61.2%	58.9%
% of FP17s for the same patient ID Re-attending between 3 & 9 months - Adults	295	856	34.5%	53.5%	52.9%	51.6%
% of FP17s for Band 1 Urgent Courses	312	1,036	30.1%	9.8%	9.4%	8.9%
% of FP17s Relating to Free Repair or Replacements	10	1,036	1.0%	0.6%	0.7%	0.8%
% of FP17s Relating to Continuations	10	1,036	1.0%	0.9%	0.9%	0.9%
% of Patients satisfied with the dentistry they have received	0	0	N/A	92.3%	93.6%	93.2%
% of Patients satisfied with the time they had to wait for an appointment	0	0	N/A	89.2%	88.8%	88.8%

* This is based on patients treated on this contract for their most recent course of treatment. Figures in italics indicate the base number of FP17s or Patient Questionnaire responses are less than 100. N/A is shown where the base number of responses is less than 10 during the period. % is calculated as Quantity/Base number*100

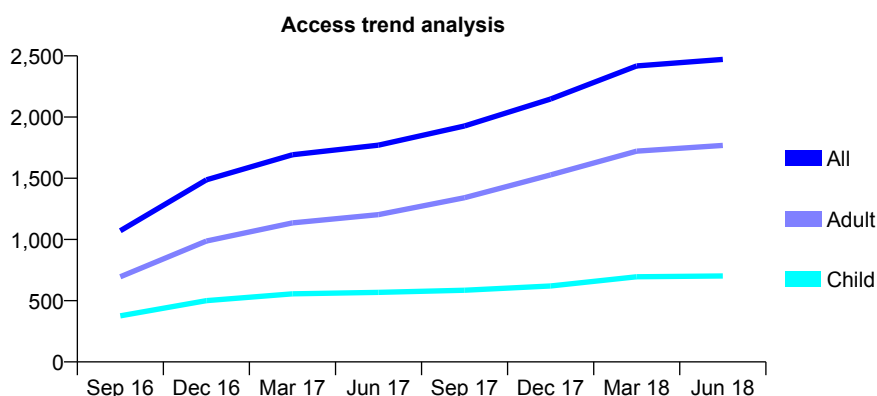
Q70 - Vital Signs At a Glance Contract Report for 100091/0000 - June 2018

Name or company name	Paulsgrove Dental Care Ltd
Contract type name	GDS Contract
Purpose of contract	General
Contract start date	01/04/2016
Contract end date	

18/19 Contracted general activity (UDA)	7,002
Carry forward general activity (UDA)	0
18/19 Contracted orthodontic activity (UOA)	0
Carry forward orthodontic activity (UOA)	0
Baseline contract value	£159,624.29

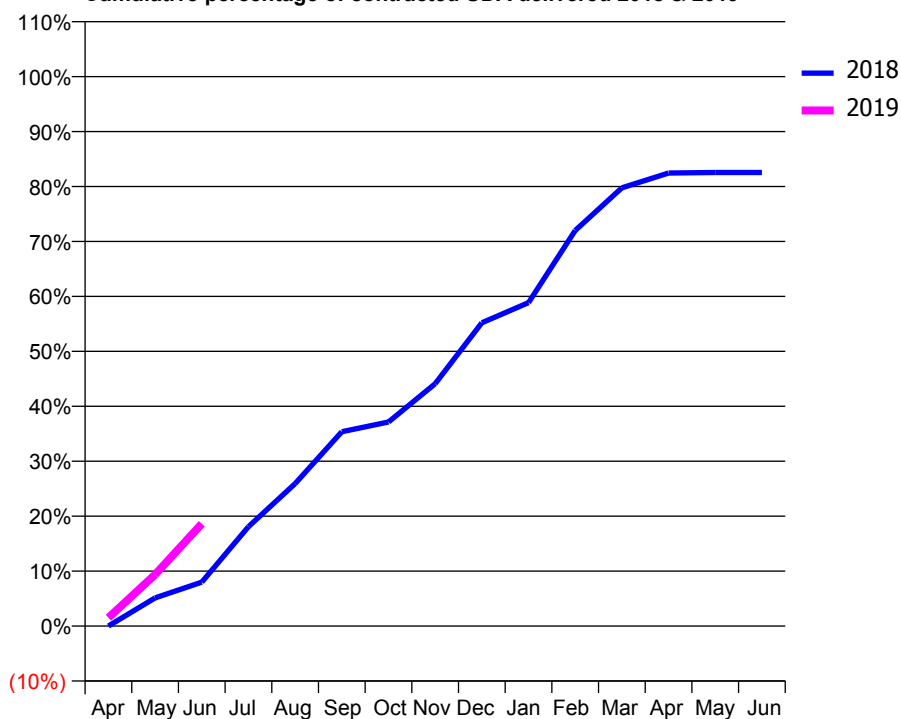
ACCESS*

Patients seen in 24 months	Total	Change since previous quarter
Quarter ending June 2017	1,771	
Quarter ending September 2017	1,928	↑
Quarter ending December 2017	2,148	↑
Quarter ending March 2018	2,418	↑
Quarter ending June 2018	2,471	↑
Variance since June 2017	39.5%	↑



ACTIVITY

Cumulative percentage of contracted UDA delivered 2018 & 2019



Month	Adjusted Scheduled Activity (UDA)	
	2018	2019
April	0	106
May	360	656
June	560	1,304
July	1,266	
August	1,816	
September	2,477	
October	2,600	
November	3,088	
December	3,864	
January	4,121	
February	5,041	
March	5,584	
April	5,772	
May	5,779	
June	5,779	

QUALITY

	Quantity	Base Number	Contract	AT	Region	England
% of FP17s for the same patient ID Re-attending within 3 months - Children	21	246	8.5%	9.7%	11.0%	11.5%
% of FP17s for the same patient ID Re-attending within 3 months - Adults	63	531	11.9%	13.9%	15.3%	15.4%
% of FP17s for the same patient ID Re-attending between 3 & 9 months - Children	148	246	60.2%	61.6%	61.2%	58.9%
% of FP17s for the same patient ID Re-attending between 3 & 9 months - Adults	215	531	40.5%	53.5%	52.9%	51.6%
% of FP17s for Band 1 Urgent Courses	190	691	27.5%	9.8%	9.4%	8.9%
% of FP17s Relating to Free Repair or Replacements	2	691	0.3%	0.6%	0.7%	0.8%
% of FP17s Relating to Continuations	13	691	1.9%	0.9%	0.9%	0.9%
% of Patients satisfied with the dentistry they have received	2	2	N/A	92.3%	93.6%	93.2%
% of Patients satisfied with the time they had to wait for an appointment	2	2	N/A	89.2%	88.8%	88.8%

* This is based on patients treated on this contract for their most recent course of treatment. Figures in italics indicate the base number of FP17s or Patient Questionnaire responses are less than 100. N/A is shown where the base number of responses is less than 10 during the period. % is calculated as Quantity/Base number*100

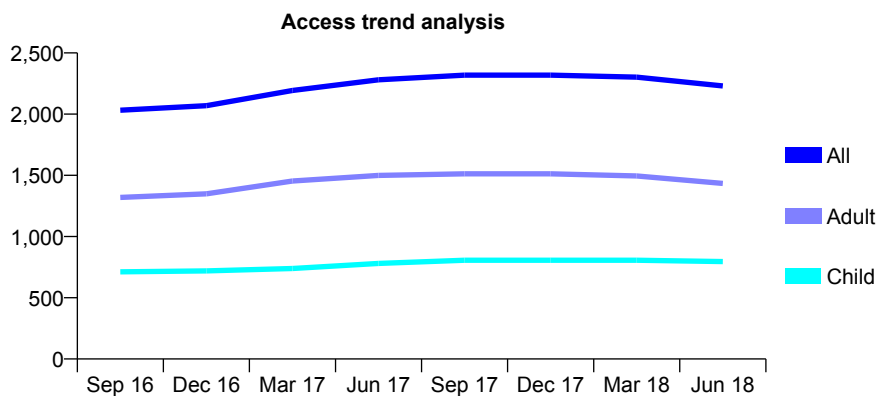
Q70 - Vital Signs At a Glance Contract Report for 101281/0122 - June 2018

Name or company name	OASIS DENTAL CARE LTD
Contract type name	GDS Contract
Purpose of contract	General
Contract start date	01/04/2006
Contract end date	

18/19 Contracted general activity (UDA)	4,652
Carry forward general activity (UDA)	0
18/19 Contracted orthodontic activity (UOA)	0
Carry forward orthodontic activity (UOA)	0
Baseline contract value	£110,157.11

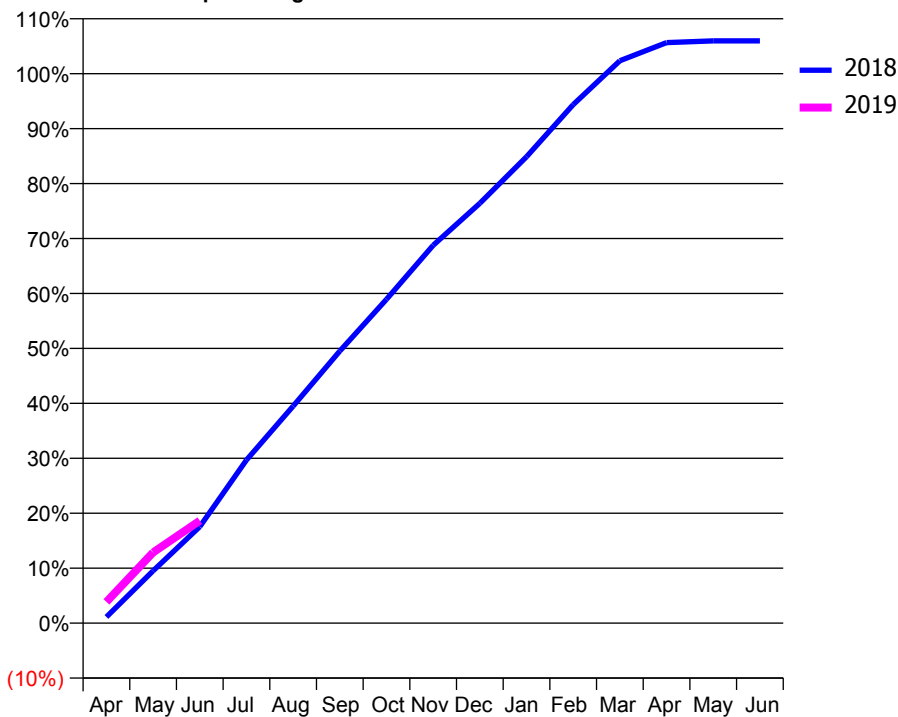
ACCESS*

Patients seen in 24 months	Total	Change since previous quarter
Quarter ending June 2017	2,280	
Quarter ending September 2017	2,319	→
Quarter ending December 2017	2,319	→
Quarter ending March 2018	2,302	→
Quarter ending June 2018	2,230	↓
Variance since June 2017	(2.2%)	↓



ACTIVITY

Cumulative percentage of contracted UDA delivered 2018 & 2019



Month	Adjusted Scheduled Activity (UDA)	
	2018	2019
April	52	180
May	443	599
June	817	868
July	1,381	
August	1,838	
September	2,303	
October	2,742	
November	3,198	
December	3,555	
January	3,948	
February	4,390	
March	4,761	
April	4,915	
May	4,930	
June	4,930	

QUALITY

	Quantity	Base Number	Contract	AT	Region	England
% of FP17s for the same patient ID Re-attending within 3 months - Children	20	269	7.4%	9.7%	11.0%	11.5%
% of FP17s for the same patient ID Re-attending within 3 months - Adults	61	353	17.3%	13.9%	15.3%	15.4%
% of FP17s for the same patient ID Re-attending between 3 & 9 months - Children	153	269	56.9%	61.6%	61.2%	58.9%
% of FP17s for the same patient ID Re-attending between 3 & 9 months - Adults	166	353	47.0%	53.5%	52.9%	51.6%
% of FP17s for Band 1 Urgent Courses	45	528	8.5%	9.8%	9.4%	8.9%
% of FP17s Relating to Free Repair or Replacements	0	528	0.0%	0.6%	0.7%	0.8%
% of FP17s Relating to Continuations	4	528	0.8%	0.9%	0.9%	0.9%
% of Patients satisfied with the dentistry they have received	2	2	N/A	92.3%	93.6%	93.2%
% of Patients satisfied with the time they had to wait for an appointment	2	2	N/A	89.2%	88.8%	88.8%

* This is based on patients treated on this contract for their most recent course of treatment. Figures in italics indicate the base number of FP17s or Patient Questionnaire responses are less than 100. N/A is shown where the base number of responses is less than 10 during the period. % is calculated as Quantity/Base number*100

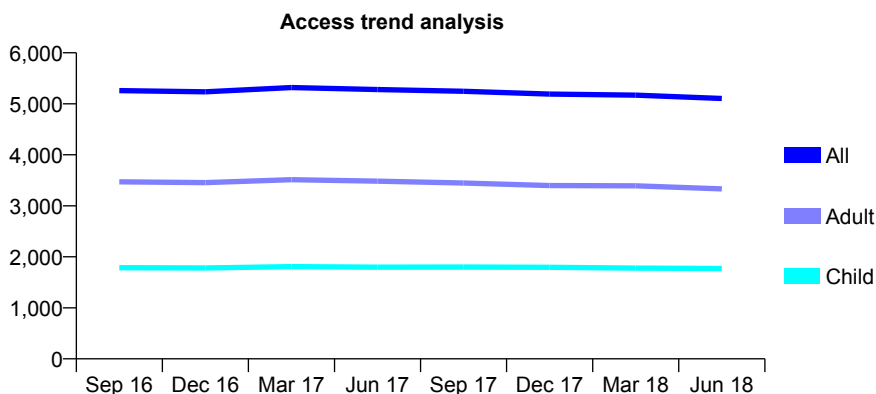
Q70 - Vital Signs At a Glance Contract Report for 101281/0124 - June 2018

Name or company name	OASIS DENTAL CARE LTD
Contract type name	GDS Contract
Purpose of contract	General
Contract start date	01/04/2006
Contract end date	

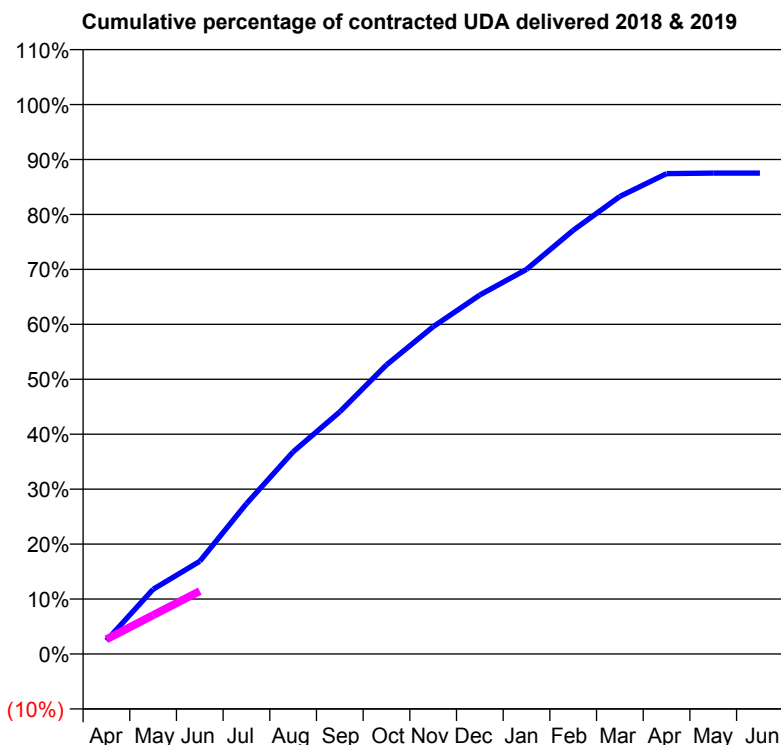
18/19 Contracted general activity (UDA)	13,263
Carry forward general activity (UDA)	0
18/19 Contracted orthodontic activity (UOA)	0
Carry forward orthodontic activity (UOA)	0
Baseline contract value	£319,952.21

ACCESS*

Patients seen in 24 months	Total	Change since previous quarter
Quarter ending June 2017	5,281	
Quarter ending September 2017	5,245	→
Quarter ending December 2017	5,192	↓
Quarter ending March 2018	5,170	→
Quarter ending June 2018	5,104	↓
Variance since June 2017	(3.4%)	↓



ACTIVITY



Month	Adjusted Scheduled Activity (UDA)	
	2018	2019
April	323	354
May	1,563	939
June	2,239	1,516
July	3,628	
August	4,879	
September	5,845	
October	6,981	
November	7,900	
December	8,667	
January	9,285	
February	10,228	
March	11,044	
April	11,594	
May	11,607	
June	11,607	

QUALITY

	Quantity	Base Number	Contract	AT	Region	England
% of FP17s for the same patient ID Re-attending within 3 months - Children	37	543	6.8%	9.7%	11.0%	11.5%
% of FP17s for the same patient ID Re-attending within 3 months - Adults	109	884	12.3%	13.9%	15.3%	15.4%
% of FP17s for the same patient ID Re-attending between 3 & 9 months - Children	325	543	59.9%	61.6%	61.2%	58.9%
% of FP17s for the same patient ID Re-attending between 3 & 9 months - Adults	475	884	53.7%	53.5%	52.9%	51.6%
% of FP17s for Band 1 Urgent Courses	91	991	9.2%	9.8%	9.4%	8.9%
% of FP17s Relating to Free Repair or Replacements	10	991	1.0%	0.6%	0.7%	0.8%
% of FP17s Relating to Continuations	10	991	1.0%	0.9%	0.9%	0.9%
% of Patients satisfied with the dentistry they have received	0	1	N/A	92.3%	93.6%	93.2%
% of Patients satisfied with the time they had to wait for an appointment	0	1	N/A	89.2%	88.8%	88.8%

* This is based on patients treated on this contract for their most recent course of treatment. Figures in italics indicate the base number of FP17s or Patient Questionnaire responses are less than 100. N/A is shown where the base number of responses is less than 10 during the period. % is calculated as Quantity/Base number*100

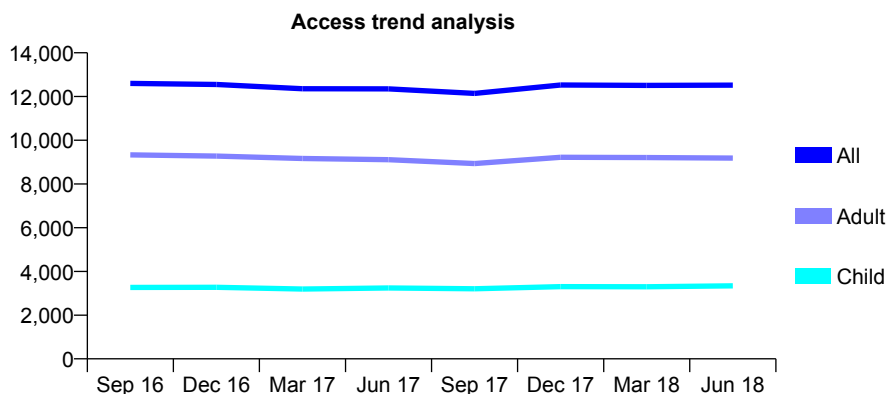
Q70 - Vital Signs At a Glance Contract Report for 101281/0193 - June 2018

Name or company name	OASIS DENTAL CARE LTD
Contract type name	GDS Contract
Purpose of contract	General
Contract start date	01/02/2009
Contract end date	

18/19 Contracted general activity (UDA)	35,100
Carry forward general activity (UDA)	0
18/19 Contracted orthodontic activity (UOA)	0
Carry forward orthodontic activity (UOA)	0
Baseline contract value	£757,347.23

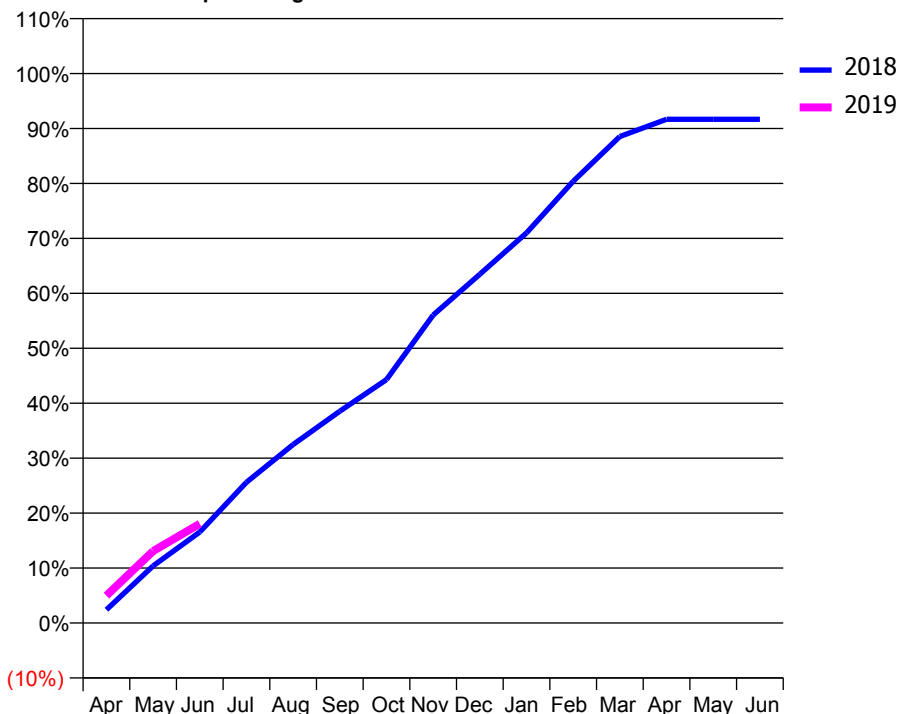
ACCESS*

Patients seen in 24 months	Total	Change since previous quarter
Quarter ending June 2017	12,351	
Quarter ending September 2017	12,141	↓
Quarter ending December 2017	12,524	↑
Quarter ending March 2018	12,508	→
Quarter ending June 2018	12,522	→
Variance since June 2017	1.4%	→



ACTIVITY

Cumulative percentage of contracted UDA delivered 2018 & 2019



Month	Adjusted Scheduled Activity (UDA)	
	2018	2019
April	848	1,754
May	3,652	4,599
June	5,815	6,338
July	8,989	
August	11,400	
September	13,529	
October	15,549	
November	19,674	
December	22,274	
January	24,916	
February	28,212	
March	31,073	
April	32,177	
May	32,177	
June	32,177	

QUALITY

	Quantity	Base Number	Contract	AT	Region	England
% of FP17s for the same patient ID Re-attending within 3 months - Children	79	1,194	6.6%	9.7%	11.0%	11.5%
% of FP17s for the same patient ID Re-attending within 3 months - Adults	363	2,997	12.1%	13.9%	15.3%	15.4%
% of FP17s for the same patient ID Re-attending between 3 & 9 months - Children	741	1,194	62.1%	61.6%	61.2%	58.9%
% of FP17s for the same patient ID Re-attending between 3 & 9 months - Adults	1,881	2,997	62.8%	53.5%	52.9%	51.6%
% of FP17s for Band 1 Urgent Courses	359	3,576	10.0%	9.8%	9.4%	8.9%
% of FP17s Relating to Free Repair or Replacements	28	3,576	0.8%	0.6%	0.7%	0.8%
% of FP17s Relating to Continuations	22	3,576	0.6%	0.9%	0.9%	0.9%
% of Patients satisfied with the dentistry they have received	9	10	90.0%	92.3%	93.6%	93.2%
% of Patients satisfied with the time they had to wait for an appointment	9	10	90.0%	89.2%	88.8%	88.8%

* This is based on patients treated on this contract for their most recent course of treatment. Figures in italics indicate the base number of FP17s or Patient Questionnaire responses are less than 100. N/A is shown where the base number of responses is less than 10 during the period. % is calculated as Quantity/Base number*100

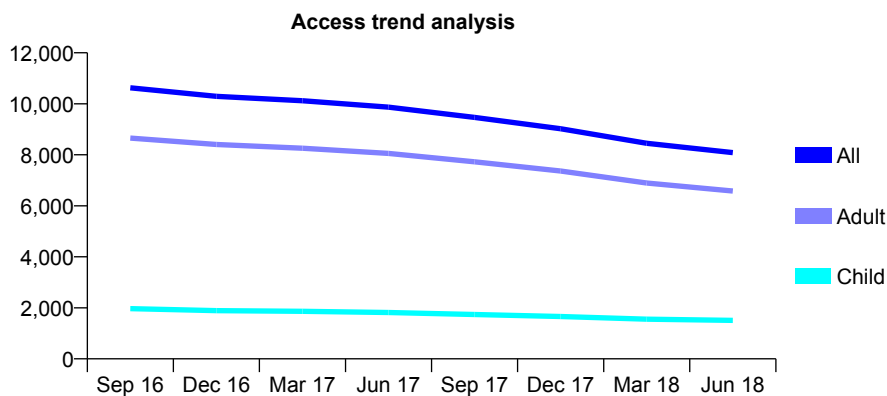
Q70 - Vital Signs At a Glance Contract Report for 101338/0001 - June 2018

Name or company name	Whitecross Dental Care Limited
Contract type name	GDS Contract
Purpose of contract	General
Contract start date	01/04/2006
Contract end date	

18/19 Contracted general activity (UDA)	23,000
Carry forward general activity (UDA)	0
18/19 Contracted orthodontic activity (UOA)	0
Carry forward orthodontic activity (UOA)	0
Baseline contract value	£556,915.10

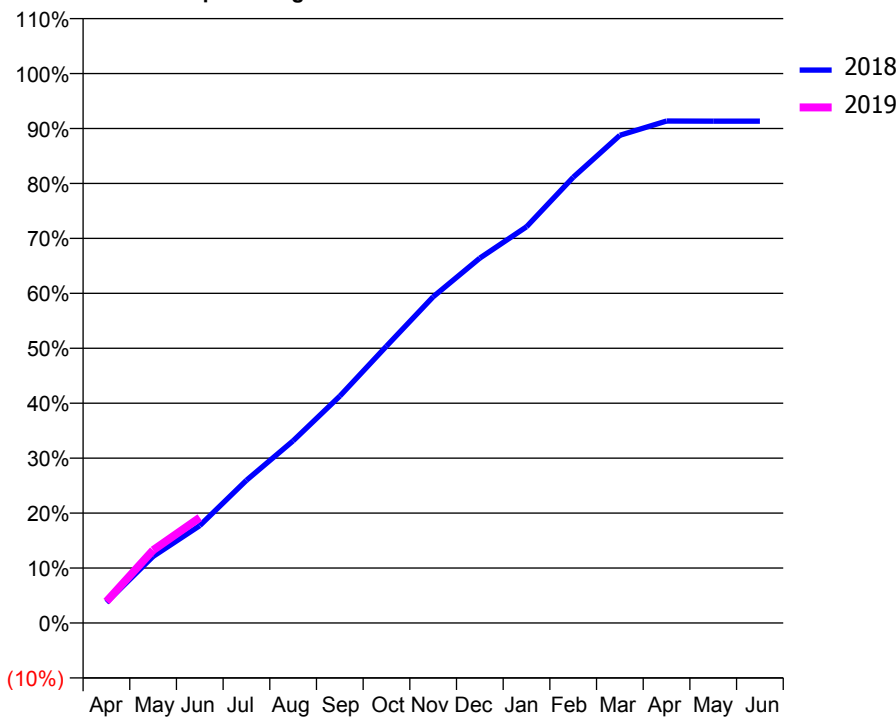
ACCESS*

Patients seen in 24 months	Total	Change since previous quarter
Quarter ending June 2017	9,870	
Quarter ending September 2017	9,465	↓
Quarter ending December 2017	9,024	↓
Quarter ending March 2018	8,452	↓
Quarter ending June 2018	8,086	↓
Variance since June 2017	(18.1%)	↓



ACTIVITY

Cumulative percentage of contracted UDA delivered 2018 & 2019



Month	Adjusted Scheduled Activity (UDA)	
	2018	2019
April	861	901
May	2,789	3,052
June	4,076	4,415
July	5,977	
August	7,628	
September	9,498	
October	11,589	
November	13,652	
December	15,273	
January	16,582	
February	18,656	
March	20,413	
April	21,012	
May	21,008	
June	21,007	

QUALITY

	Quantity	Base Number	Contract	AT	Region	England
% of FP17s for the same patient ID Re-attending within 3 months - Children	26	507	5.1%	9.7%	11.0%	11.5%
% of FP17s for the same patient ID Re-attending within 3 months - Adults	232	1,912	12.1%	13.9%	15.3%	15.4%
% of FP17s for the same patient ID Re-attending between 3 & 9 months - Children	276	507	54.4%	61.6%	61.2%	58.9%
% of FP17s for the same patient ID Re-attending between 3 & 9 months - Adults	913	1,912	47.8%	53.5%	52.9%	51.6%
% of FP17s for Band 1 Urgent Courses	243	2,169	11.2%	9.8%	9.4%	8.9%
% of FP17s Relating to Free Repair or Replacements	11	2,169	0.5%	0.6%	0.7%	0.8%
% of FP17s Relating to Continuations	25	2,169	1.2%	0.9%	0.9%	0.9%
% of Patients satisfied with the dentistry they have received	5	5	N/A	92.3%	93.6%	93.2%
% of Patients satisfied with the time they had to wait for an appointment	4	5	N/A	89.2%	88.8%	88.8%

* This is based on patients treated on this contract for their most recent course of treatment. Figures in italics indicate the base number of FP17s or Patient Questionnaire responses are less than 100. N/A is shown where the base number of responses is less than 10 during the period. % is calculated as Quantity/Base number*100

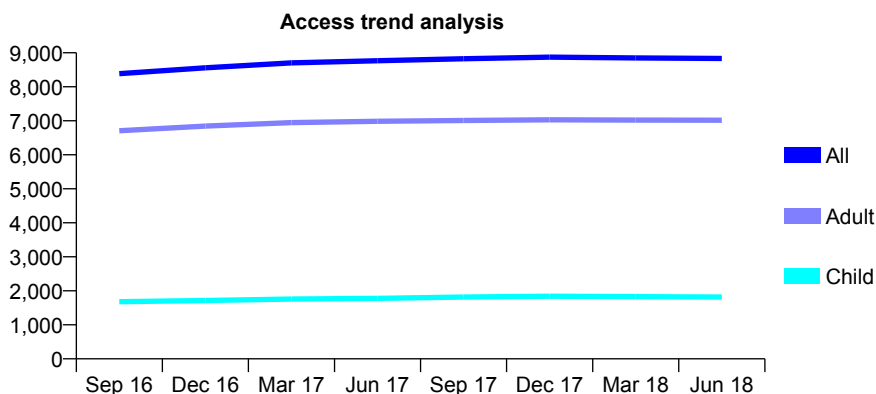
Q70 - Vital Signs At a Glance Contract Report for 101338/0002 - June 2018

Name or company name	Whitecross Dental Care Limited
Contract type name	GDS Contract
Purpose of contract	General
Contract start date	01/04/2006
Contract end date	

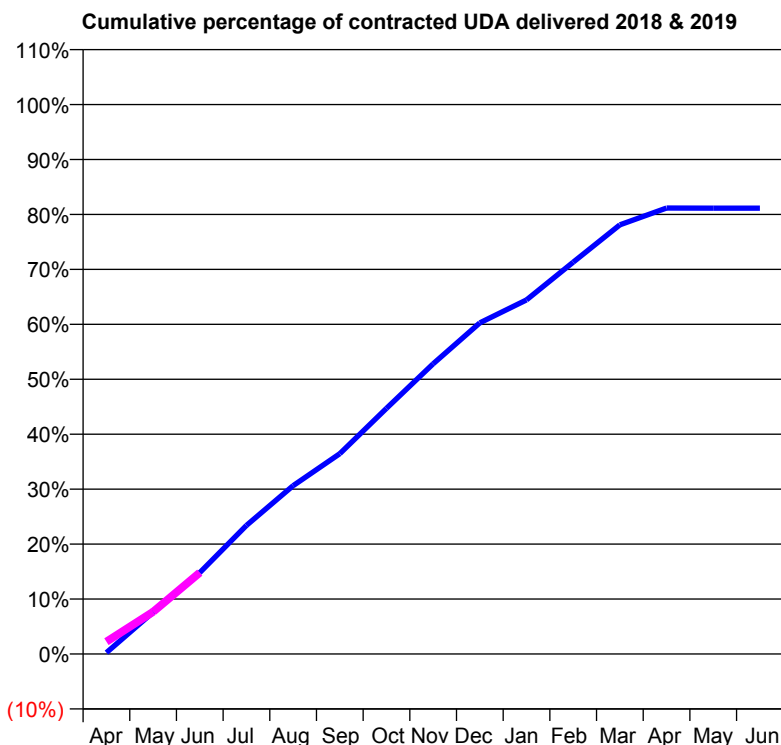
18/19 Contracted general activity (UDA)	26,962
Carry forward general activity (UDA)	0
18/19 Contracted orthodontic activity (UOA)	0
Carry forward orthodontic activity (UOA)	0
Baseline contract value	£652,849.79

ACCESS*

Patients seen in 24 months	Total	Change since previous quarter
Quarter ending June 2017	8,766	
Quarter ending September 2017	8,825	→
Quarter ending December 2017	8,872	→
Quarter ending March 2018	8,850	→
Quarter ending June 2018	8,834	→
Variance since June 2017	0.8%	→



ACTIVITY



Month	Adjusted Scheduled Activity (UDA)	
	2018	2019
April	70	606
May	2,049	2,068
June	3,994	3,992
July	6,308	
August	8,258	
September	9,834	
October	12,052	
November	14,240	
December	16,251	
January	17,371	
February	19,224	
March	21,056	
April	21,882	
May	21,876	
June	21,874	

QUALITY

	Quantity	Base Number	Contract	AT	Region	England
% of FP17s for the same patient ID Re-attending within 3 months - Children	22	501	4.4%	9.7%	11.0%	11.5%
% of FP17s for the same patient ID Re-attending within 3 months - Adults	212	1,964	10.8%	13.9%	15.3%	15.4%
% of FP17s for the same patient ID Re-attending between 3 & 9 months - Children	189	501	37.7%	61.6%	61.2%	58.9%
% of FP17s for the same patient ID Re-attending between 3 & 9 months - Adults	898	1,964	45.7%	53.5%	52.9%	51.6%
% of FP17s for Band 1 Urgent Courses	225	2,120	10.6%	9.8%	9.4%	8.9%
% of FP17s Relating to Free Repair or Replacements	6	2,120	0.3%	0.6%	0.7%	0.8%
% of FP17s Relating to Continuations	23	2,120	1.1%	0.9%	0.9%	0.9%
% of Patients satisfied with the dentistry they have received	7	7	N/A	92.3%	93.6%	93.2%
% of Patients satisfied with the time they had to wait for an appointment	7	7	N/A	89.2%	88.8%	88.8%

* This is based on patients treated on this contract for their most recent course of treatment. Figures in italics indicate the base number of FP17s or Patient Questionnaire responses are less than 100. N/A is shown where the base number of responses is less than 10 during the period. % is calculated as Quantity/Base number*100

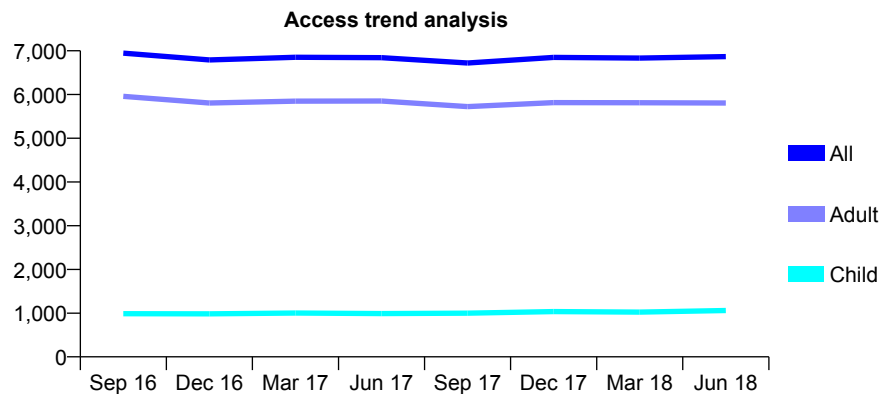
Q70 - Vital Signs At a Glance Contract Report for 101338/0003 - June 2018

Name or company name	Whitecross Dental Care Limited
Contract type name	GDS Contract
Purpose of contract	General
Contract start date	01/04/2006
Contract end date	

18/19 Contracted general activity (UDA)	20,000
Carry forward general activity (UDA)	0
18/19 Contracted orthodontic activity (UOA)	0
Carry forward orthodontic activity (UOA)	0
Baseline contract value	£564,703.55

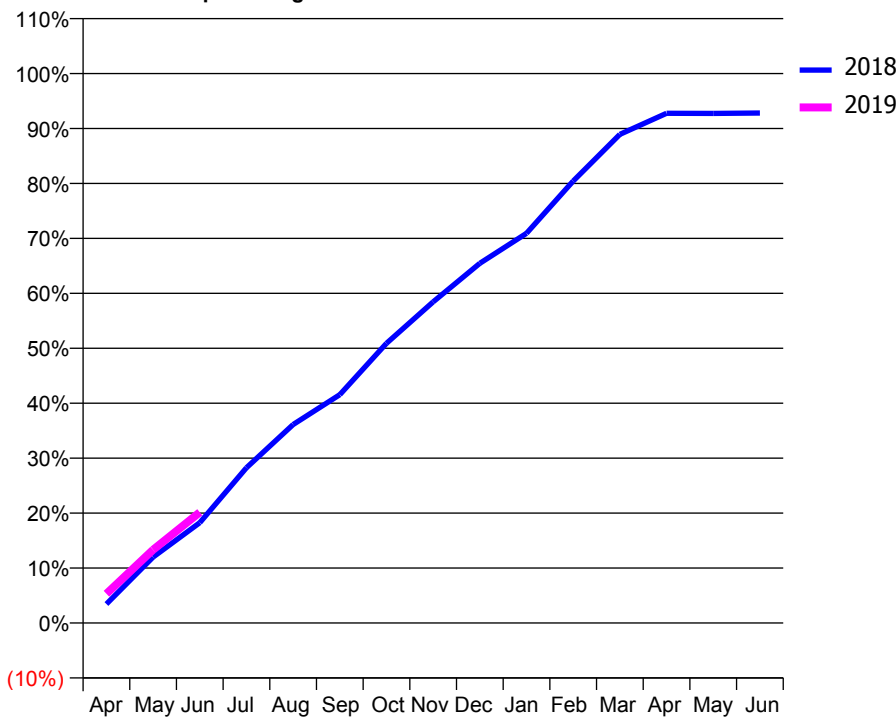
ACCESS*

Patients seen in 24 months	Total	Change since previous quarter
Quarter ending June 2017	6,844	
Quarter ending September 2017	6,721	↓
Quarter ending December 2017	6,849	→
Quarter ending March 2018	6,835	→
Quarter ending June 2018	6,866	→
Variance since June 2017	0.3%	→



ACTIVITY

Cumulative percentage of contracted UDA delivered 2018 & 2019



Month	Adjusted Scheduled Activity (UDA)	
	2018	2019
April	690	1,064
May	2,398	2,667
June	3,651	4,029
July	5,654	
August	7,225	
September	8,312	
October	10,178	
November	11,692	
December	13,091	
January	14,186	
February	16,088	
March	17,784	
April	18,550	
May	18,548	
June	18,563	

QUALITY

	Quantity	Base Number	Contract	AT	Region	England
% of FP17s for the same patient ID Re-attending within 3 months - Children	31	449	6.9%	9.7%	11.0%	11.5%
% of FP17s for the same patient ID Re-attending within 3 months - Adults	206	1,890	10.9%	13.9%	15.3%	15.4%
% of FP17s for the same patient ID Re-attending between 3 & 9 months - Children	210	449	46.8%	61.6%	61.2%	58.9%
% of FP17s for the same patient ID Re-attending between 3 & 9 months - Adults	780	1,890	41.3%	53.5%	52.9%	51.6%
% of FP17s for Band 1 Urgent Courses	254	1,986	12.8%	9.8%	9.4%	8.9%
% of FP17s Relating to Free Repair or Replacements	26	1,986	1.3%	0.6%	0.7%	0.8%
% of FP17s Relating to Continuations	35	1,986	1.8%	0.9%	0.9%	0.9%
% of Patients satisfied with the dentistry they have received	4	5	N/A	92.3%	93.6%	93.2%
% of Patients satisfied with the time they had to wait for an appointment	4	5	N/A	89.2%	88.8%	88.8%

* This is based on patients treated on this contract for their most recent course of treatment. Figures in italics indicate the base number of FP17s or Patient Questionnaire responses are less than 100. N/A is shown where the base number of responses is less than 10 during the period. % is calculated as Quantity/Base number*100

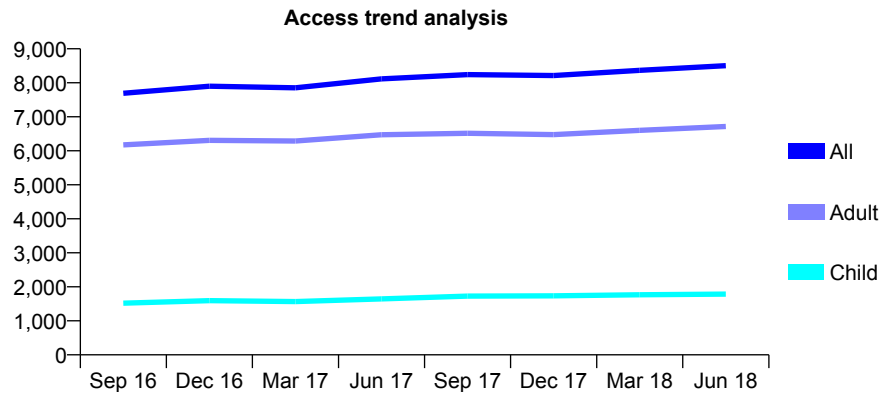
Q70 - Vital Signs At a Glance Contract Report for 101338/0015 - June 2018

Name or company name	Whitecross Dental Care Limited
Contract type name	GDS Contract
Purpose of contract	General
Contract start date	01/04/2006
Contract end date	

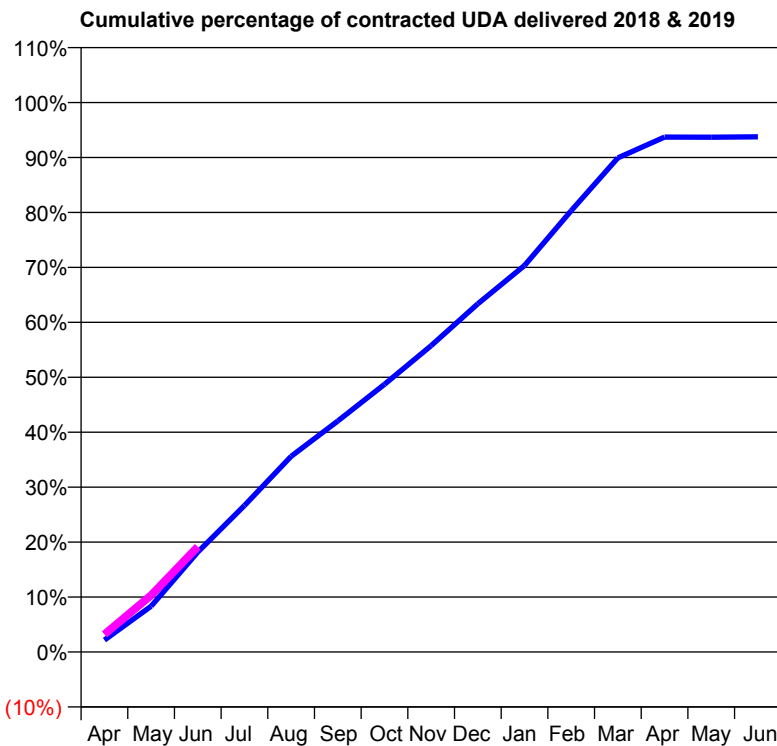
18/19 Contracted general activity (UDA)	23,000
Carry forward general activity (UDA)	0
18/19 Contracted orthodontic activity (UOA)	0
Carry forward orthodontic activity (UOA)	0
Baseline contract value	£649,409.09

ACCESS*

Patients seen in 24 months	Total	Change since previous quarter
Quarter ending June 2017	8,117	
Quarter ending September 2017	8,243	→
Quarter ending December 2017	8,212	→
Quarter ending March 2018	8,366	→
Quarter ending June 2018	8,503	→
Variance since June 2017	4.8%	↑



ACTIVITY



Month	Adjusted Scheduled Activity (UDA)	
	2018	2019
April	499	742
May	1,919	2,374
June	4,183	4,408
July	6,129	
August	8,192	
September	9,669	
October	11,206	
November	12,821	
December	14,574	
January	16,176	
February	18,472	
March	20,683	
April	21,550	
May	21,549	
June	21,565	

QUALITY

	Quantity	Base Number	Contract	AT	Region	England
% of FP17s for the same patient ID Re-attending within 3 months - Children	30	532	5.6%	9.7%	11.0%	11.5%
% of FP17s for the same patient ID Re-attending within 3 months - Adults	248	2,031	12.2%	13.9%	15.3%	15.4%
% of FP17s for the same patient ID Re-attending between 3 & 9 months - Children	239	532	44.9%	61.6%	61.2%	58.9%
% of FP17s for the same patient ID Re-attending between 3 & 9 months - Adults	657	2,031	32.3%	53.5%	52.9%	51.6%
% of FP17s for Band 1 Urgent Courses	118	2,174	5.4%	9.8%	9.4%	8.9%
% of FP17s Relating to Free Repair or Replacements	5	2,174	0.2%	0.6%	0.7%	0.8%
% of FP17s Relating to Continuations	69	2,174	3.2%	0.9%	0.9%	0.9%
% of Patients satisfied with the dentistry they have received	6	9	N/A	92.3%	93.6%	93.2%
% of Patients satisfied with the time they had to wait for an appointment	6	9	N/A	89.2%	88.8%	88.8%

* This is based on patients treated on this contract for their most recent course of treatment. Figures in italics indicate the base number of FP17s or Patient Questionnaire responses are less than 100. N/A is shown where the base number of responses is less than 10 during the period. % is calculated as Quantity/Base number*100

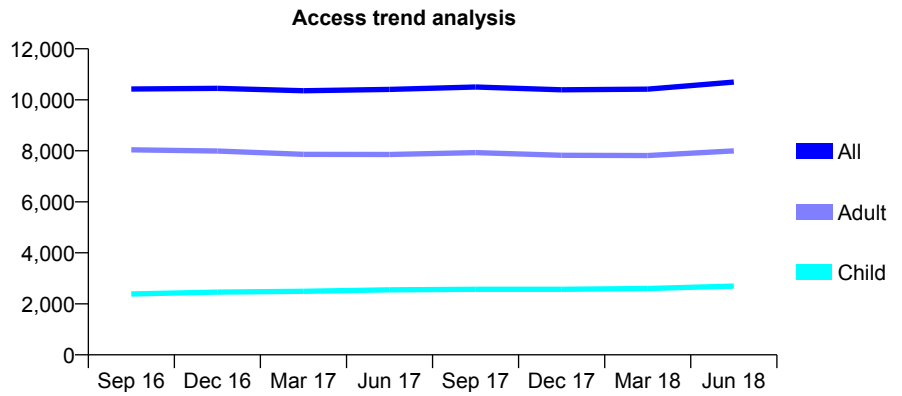
Q70 - Vital Signs At a Glance Contract Report for 101338/0018 - June 2018

Name or company name	Whitecross Dental Care Limited
Contract type name	GDS Contract
Purpose of contract	General
Contract start date	01/04/2006
Contract end date	

18/19 Contracted general activity (UDA)	28,215
Carry forward general activity (UDA)	0
18/19 Contracted orthodontic activity (UOA)	0
Carry forward orthodontic activity (UOA)	0
Baseline contract value	£739,666.26

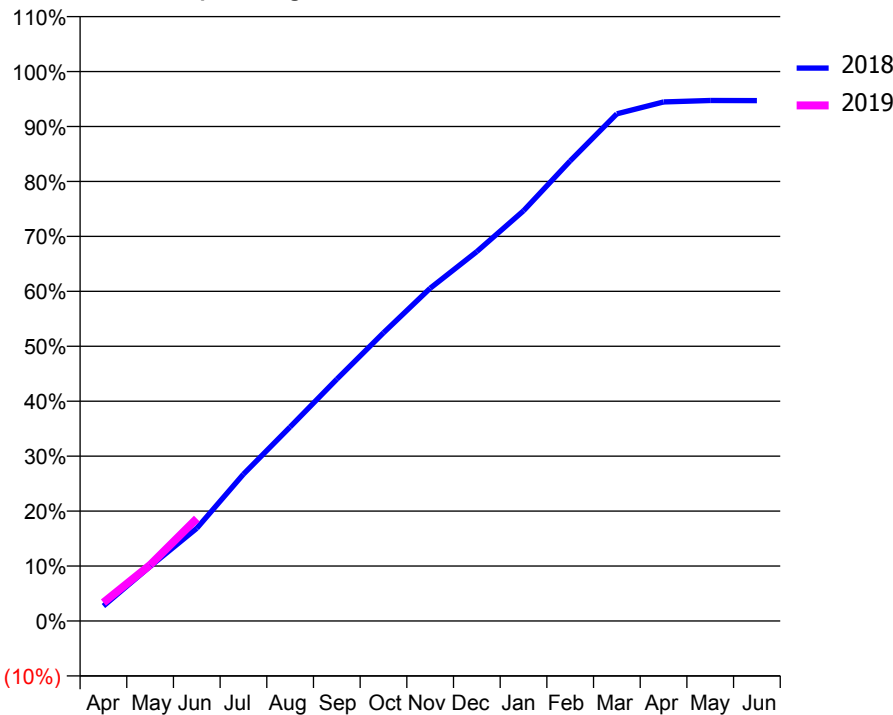
ACCESS*

Patients seen in 24 months	Total	Change since previous quarter
Quarter ending June 2017	10,409	
Quarter ending September 2017	10,501	→
Quarter ending December 2017	10,394	↓
Quarter ending March 2018	10,419	→
Quarter ending June 2018	10,693	↑
Variance since June 2017	2.7%	↑



ACTIVITY

Cumulative percentage of contracted UDA delivered 2018 & 2019



Month	Adjusted Scheduled Activity (UDA)	
	2018	2019
April	770	950
May	2,801	2,876
June	4,759	5,263
July	7,542	
August	9,966	
September	12,417	
October	14,800	
November	17,084	
December	18,970	
January	21,065	
February	23,623	
March	26,040	
April	26,651	
May	26,724	
June	26,721	

QUALITY

	Quantity	Base Number	Contract	AT	Region	England
% of FP17s for the same patient ID Re-attending within 3 months - Children	28	919	3.0%	9.7%	11.0%	11.5%
% of FP17s for the same patient ID Re-attending within 3 months - Adults	122	2,223	5.5%	13.9%	15.3%	15.4%
% of FP17s for the same patient ID Re-attending between 3 & 9 months - Children	467	919	50.8%	61.6%	61.2%	58.9%
% of FP17s for the same patient ID Re-attending between 3 & 9 months - Adults	794	2,223	35.7%	53.5%	52.9%	51.6%
% of FP17s for Band 1 Urgent Courses	176	2,771	6.4%	9.8%	9.4%	8.9%
% of FP17s Relating to Free Repair or Replacements	8	2,771	0.3%	0.6%	0.7%	0.8%
% of FP17s Relating to Continuations	12	2,771	0.4%	0.9%	0.9%	0.9%
% of Patients satisfied with the dentistry they have received	5	6	N/A	92.3%	93.6%	93.2%
% of Patients satisfied with the time they had to wait for an appointment	4	6	N/A	89.2%	88.8%	88.8%

* This is based on patients treated on this contract for their most recent course of treatment. Figures in italics indicate the base number of FP17s or Patient Questionnaire responses are less than 100. N/A is shown where the base number of responses is less than 10 during the period. % is calculated as Quantity/Base number*100

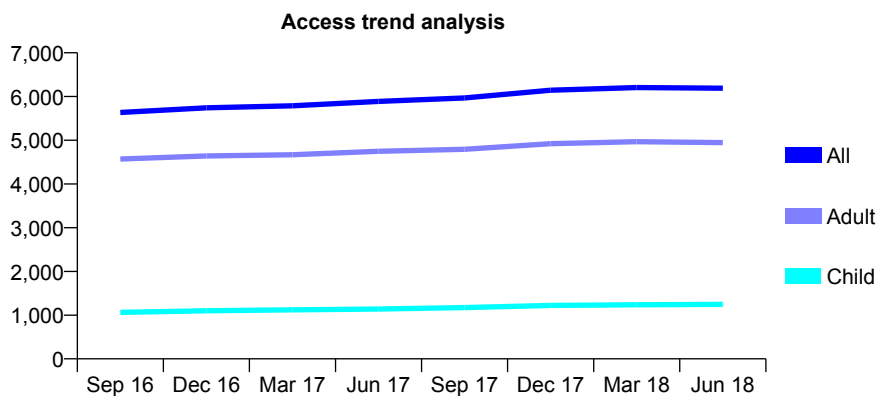
Q70 - Vital Signs At a Glance Contract Report for 101338/0026 - June 2018

Name or company name	Whitecross Dental Care Limited
Contract type name	GDS Contract
Purpose of contract	General
Contract start date	01/04/2006
Contract end date	

18/19 Contracted general activity (UDA)	16,392
Carry forward general activity (UDA)	0
18/19 Contracted orthodontic activity (UOA)	0
Carry forward orthodontic activity (UOA)	0
Baseline contract value	£396,910.96

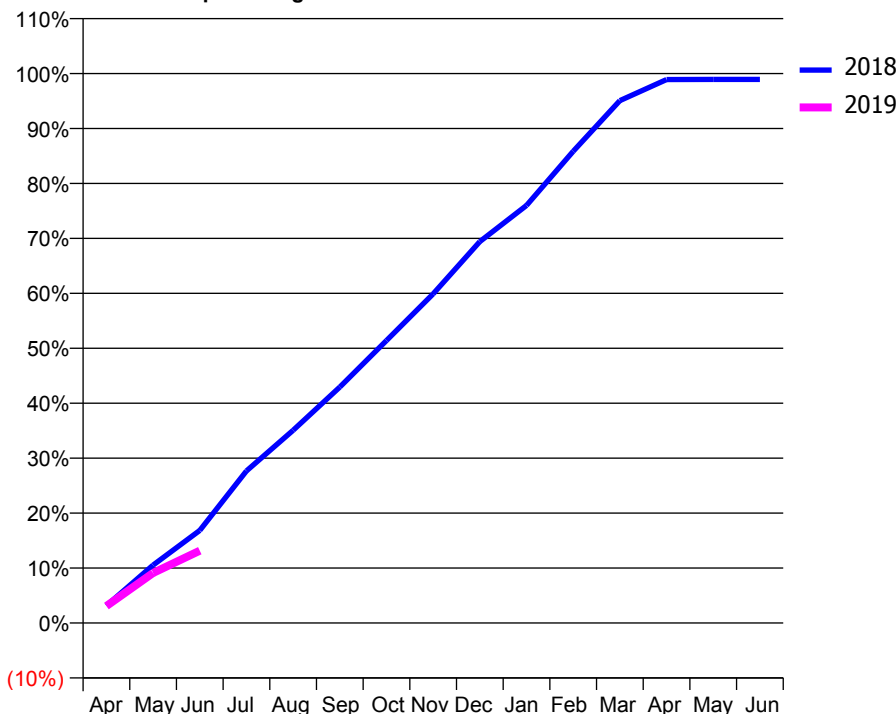
ACCESS*

Patients seen in 24 months	Total	Change since previous quarter
Quarter ending June 2017	5,887	
Quarter ending September 2017	5,968	→
Quarter ending December 2017	6,144	↑
Quarter ending March 2018	6,204	→
Quarter ending June 2018	6,191	→
Variance since June 2017	5.2%	↑



ACTIVITY

Cumulative percentage of contracted UDA delivered 2018 & 2019



Month	Adjusted Scheduled Activity (UDA)	
	2018	2019
April	518	507
May	1,727	1,494
June	2,763	2,158
July	4,536	
August	5,750	
September	7,037	
October	8,429	
November	9,819	
December	11,377	
January	12,458	
February	14,073	
March	15,582	
April	16,211	
May	16,214	
June	16,214	

QUALITY

	Quantity	Base Number	Contract	AT	Region	England
% of FP17s for the same patient ID Re-attending within 3 months - Children	14	351	4.0%	9.7%	11.0%	11.5%
% of FP17s for the same patient ID Re-attending within 3 months - Adults	94	1,133	8.3%	13.9%	15.3%	15.4%
% of FP17s for the same patient ID Re-attending between 3 & 9 months - Children	215	351	61.3%	61.6%	61.2%	58.9%
% of FP17s for the same patient ID Re-attending between 3 & 9 months - Adults	624	1,133	55.1%	53.5%	52.9%	51.6%
% of FP17s for Band 1 Urgent Courses	119	1,256	9.5%	9.8%	9.4%	8.9%
% of FP17s Relating to Free Repair or Replacements	4	1,256	0.3%	0.6%	0.7%	0.8%
% of FP17s Relating to Continuations	12	1,256	1.0%	0.9%	0.9%	0.9%
% of Patients satisfied with the dentistry they have received	7	8	N/A	92.3%	93.6%	93.2%
% of Patients satisfied with the time they had to wait for an appointment	8	8	N/A	89.2%	88.8%	88.8%

* This is based on patients treated on this contract for their most recent course of treatment. Figures in italics indicate the base number of FP17s or Patient Questionnaire responses are less than 100. N/A is shown where the base number of responses is less than 10 during the period. % is calculated as Quantity/Base number*100

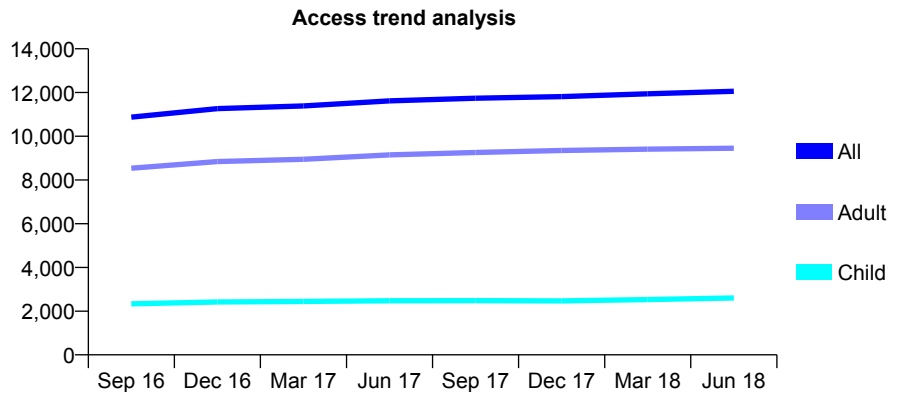
Q70 - Vital Signs At a Glance Contract Report for 101338/0034 - June 2018

Name or company name	Whitecross Dental Care Limited
Contract type name	GDS Contract
Purpose of contract	General
Contract start date	01/04/2006
Contract end date	

18/19 Contracted general activity (UDA)	34,000
Carry forward general activity (UDA)	0
18/19 Contracted orthodontic activity (UOA)	0
Carry forward orthodontic activity (UOA)	0
Baseline contract value	£959,996.05

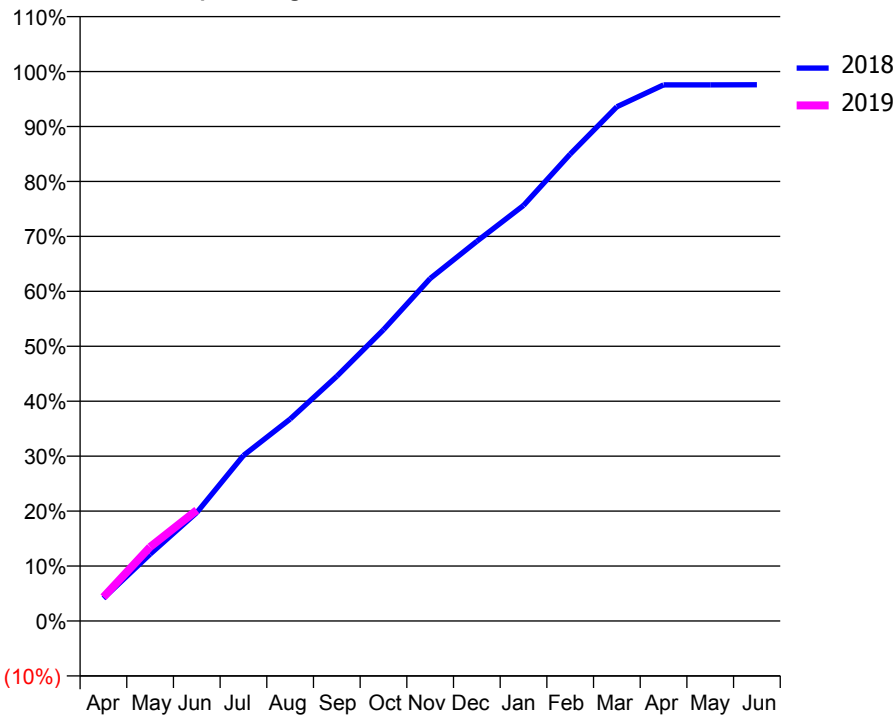
ACCESS*

Patients seen in 24 months	Total	Change since previous quarter
Quarter ending June 2017	11,618	
Quarter ending September 2017	11,739	→
Quarter ending December 2017	11,815	→
Quarter ending March 2018	11,940	→
Quarter ending June 2018	12,058	→
Variance since June 2017	3.8%	↑



ACTIVITY

Cumulative percentage of contracted UDA delivered 2018 & 2019



Month	Adjusted Scheduled Activity (UDA)	
	2018	2019
April	1,407	1,483
May	4,141	4,579
June	6,708	6,858
July	10,244	
August	12,500	
September	15,143	
October	18,027	
November	21,195	
December	23,496	
January	25,717	
February	28,886	
March	31,818	
April	33,176	
May	33,173	
June	33,178	

QUALITY

	Quantity	Base Number	Contract	AT	Region	England
% of FP17s for the same patient ID Re-attending within 3 months - Children	71	946	7.5%	9.7%	11.0%	11.5%
% of FP17s for the same patient ID Re-attending within 3 months - Adults	404	2,868	14.1%	13.9%	15.3%	15.4%
% of FP17s for the same patient ID Re-attending between 3 & 9 months - Children	475	946	50.2%	61.6%	61.2%	58.9%
% of FP17s for the same patient ID Re-attending between 3 & 9 months - Adults	1,219	2,868	42.5%	53.5%	52.9%	51.6%
% of FP17s for Band 1 Urgent Courses	299	3,260	9.2%	9.8%	9.4%	8.9%
% of FP17s Relating to Free Repair or Replacements	29	3,260	0.9%	0.6%	0.7%	0.8%
% of FP17s Relating to Continuations	95	3,260	2.9%	0.9%	0.9%	0.9%
% of Patients satisfied with the dentistry they have received	5	5	N/A	92.3%	93.6%	93.2%
% of Patients satisfied with the time they had to wait for an appointment	4	5	N/A	89.2%	88.8%	88.8%

* This is based on patients treated on this contract for their most recent course of treatment. Figures in italics indicate the base number of FP17s or Patient Questionnaire responses are less than 100. N/A is shown where the base number of responses is less than 10 during the period. % is calculated as Quantity/Base number*100

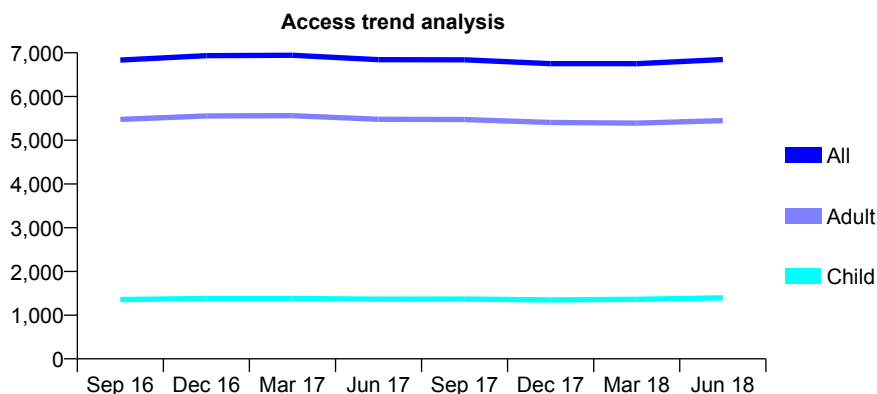
Q70 - Vital Signs At a Glance Contract Report for 101338/0036 - June 2018

Name or company name	Whitecross Dental Care Limited
Contract type name	GDS Contract
Purpose of contract	General
Contract start date	01/04/2006
Contract end date	

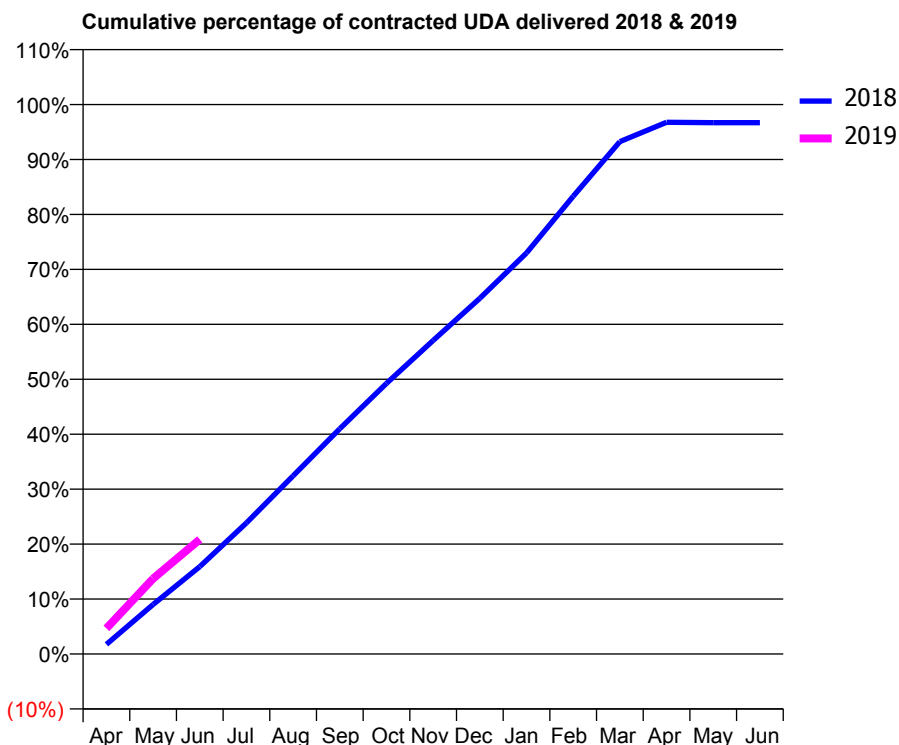
18/19 Contracted general activity (UDA)	20,250
Carry forward general activity (UDA)	0
18/19 Contracted orthodontic activity (UOA)	0
Carry forward orthodontic activity (UOA)	0
Baseline contract value	£571,762.36

ACCESS*

Patients seen in 24 months	Total	Change since previous quarter
Quarter ending June 2017	6,844	
Quarter ending September 2017	6,840	→
Quarter ending December 2017	6,752	↓
Quarter ending March 2018	6,752	→
Quarter ending June 2018	6,845	→
Variance since June 2017	0.0%	→



ACTIVITY



Month	Adjusted Scheduled Activity (UDA)	
	2018	2019
April	357	944
May	1,825	2,780
June	3,222	4,224
July	4,833	
August	6,567	
September	8,302	
October	9,972	
November	11,556	
December	13,110	
January	14,778	
February	16,868	
March	18,884	
April	19,593	
May	19,581	
June	19,581	

QUALITY

	Quantity	Base Number	Contract	AT	Region	England
% of FP17s for the same patient ID Re-attending within 3 months - Children	36	502	7.2%	9.7%	11.0%	11.5%
% of FP17s for the same patient ID Re-attending within 3 months - Adults	197	1,817	10.8%	13.9%	15.3%	15.4%
% of FP17s for the same patient ID Re-attending between 3 & 9 months - Children	234	502	46.6%	61.6%	61.2%	58.9%
% of FP17s for the same patient ID Re-attending between 3 & 9 months - Adults	895	1,817	49.3%	53.5%	52.9%	51.6%
% of FP17s for Band 1 Urgent Courses	209	2,035	10.3%	9.8%	9.4%	8.9%
% of FP17s Relating to Free Repair or Replacements	17	2,035	0.8%	0.6%	0.7%	0.8%
% of FP17s Relating to Continuations	44	2,035	2.2%	0.9%	0.9%	0.9%
% of Patients satisfied with the dentistry they have received	1	1	N/A	92.3%	93.6%	93.2%
% of Patients satisfied with the time they had to wait for an appointment	1	1	N/A	89.2%	88.8%	88.8%

* This is based on patients treated on this contract for their most recent course of treatment. Figures in italics indicate the base number of FP17s or Patient Questionnaire responses are less than 100. N/A is shown where the base number of responses is less than 10 during the period. % is calculated as Quantity/Base number*100

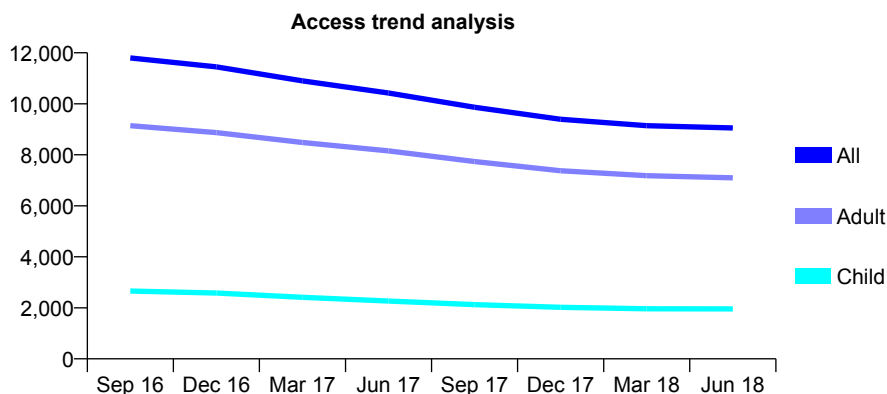
Q70 - Vital Signs At a Glance Contract Report for 101338/0038 - June 2018

Name or company name	Whitecross Dental Care Limited
Contract type name	GDS Contract
Purpose of contract	General
Contract start date	01/04/2006
Contract end date	

18/19 Contracted general activity (UDA)	27,000
Carry forward general activity (UDA)	0
18/19 Contracted orthodontic activity (UOA)	0
Carry forward orthodontic activity (UOA)	0
Baseline contract value	£834,527.05

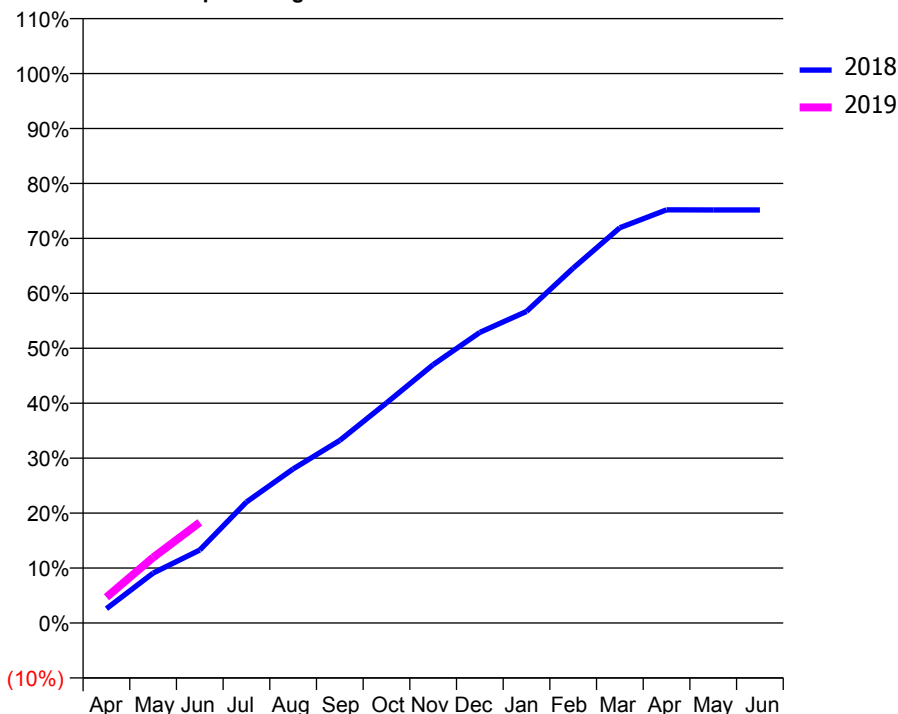
ACCESS*

Patients seen in 24 months	Total	Change since previous quarter
Quarter ending June 2017	10,421	
Quarter ending September 2017	9,863	↓
Quarter ending December 2017	9,394	↓
Quarter ending March 2018	9,144	↓
Quarter ending June 2018	9,053	→
Variance since June 2017	(13.1%)	↓



ACTIVITY

Cumulative percentage of contracted UDA delivered 2018 & 2019



Adjusted Scheduled Activity (UDA)

Month	2018	2019
April	703	1,266
May	2,456	3,221
June	3,590	4,944
July	5,946	
August	7,571	
September	8,975	
October	10,816	
November	12,692	
December	14,279	
January	15,311	
February	17,439	
March	19,421	
April	20,305	
May	20,298	
June	20,294	

QUALITY

	Quantity	Base Number	Contract	AT	Region	England
% of FP17s for the same patient ID Re-attending within 3 months - Children	29	633	4.6%	9.7%	11.0%	11.5%
% of FP17s for the same patient ID Re-attending within 3 months - Adults	204	2,245	9.1%	13.9%	15.3%	15.4%
% of FP17s for the same patient ID Re-attending between 3 & 9 months - Children	228	633	36.0%	61.6%	61.2%	58.9%
% of FP17s for the same patient ID Re-attending between 3 & 9 months - Adults	745	2,245	33.2%	53.5%	52.9%	51.6%
% of FP17s for Band 1 Urgent Courses	134	2,431	5.5%	9.8%	9.4%	8.9%
% of FP17s Relating to Free Repair or Replacements	16	2,431	0.7%	0.6%	0.7%	0.8%
% of FP17s Relating to Continuations	30	2,431	1.2%	0.9%	0.9%	0.9%
% of Patients satisfied with the dentistry they have received	5	5	N/A	92.3%	93.6%	93.2%
% of Patients satisfied with the time they had to wait for an appointment	3	5	N/A	89.2%	88.8%	88.8%

* This is based on patients treated on this contract for their most recent course of treatment. Figures in italics indicate the base number of FP17s or Patient Questionnaire responses are less than 100. N/A is shown where the base number of responses is less than 10 during the period. % is calculated as Quantity/Base number*100

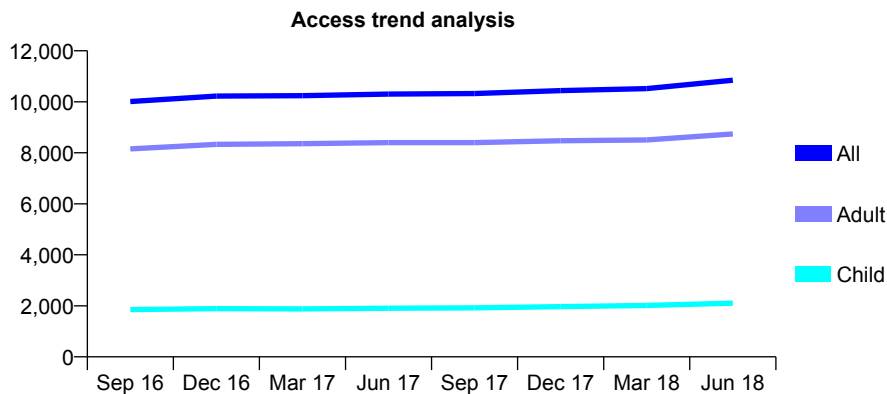
Q70 - Vital Signs At a Glance Contract Report for 101338/0047 - June 2018

Name or company name	Whitecross Dental Care Limited
Contract type name	GDS Contract
Purpose of contract	General
Contract start date	01/04/2007
Contract end date	

18/19 Contracted general activity (UDA)	33,000
Carry forward general activity (UDA)	0
18/19 Contracted orthodontic activity (UOA)	0
Carry forward orthodontic activity (UOA)	0
Baseline contract value	£964,299.35

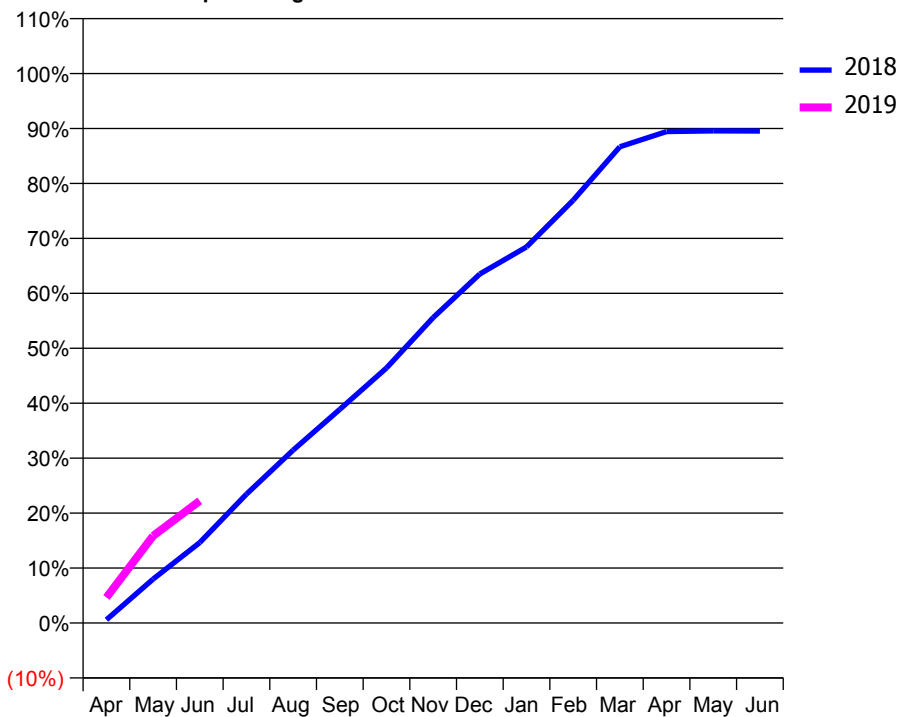
ACCESS*

Patients seen in 24 months	Total	Change since previous quarter
Quarter ending June 2017	10,304	
Quarter ending September 2017	10,322	→
Quarter ending December 2017	10,438	→
Quarter ending March 2018	10,520	→
Quarter ending June 2018	10,846	↑
Variance since June 2017	5.3%	↑



ACTIVITY

Cumulative percentage of contracted UDA delivered 2018 & 2019



Month	Adjusted Scheduled Activity (UDA)	
	2018	2019
April	194	1,536
May	2,642	5,236
June	4,834	7,342
July	7,742	
August	10,379	
September	12,835	
October	15,313	
November	18,341	
December	20,963	
January	22,586	
February	25,393	
March	28,601	
April	29,511	
May	29,555	
June	29,543	

QUALITY

	Quantity	Base Number	Contract	AT	Region	England
% of FP17s for the same patient ID Re-attending within 3 months - Children	23	734	3.1%	9.7%	11.0%	11.5%
% of FP17s for the same patient ID Re-attending within 3 months - Adults	272	2,995	9.1%	13.9%	15.3%	15.4%
% of FP17s for the same patient ID Re-attending between 3 & 9 months - Children	331	734	45.1%	61.6%	61.2%	58.9%
% of FP17s for the same patient ID Re-attending between 3 & 9 months - Adults	1,380	2,995	46.1%	53.5%	52.9%	51.6%
% of FP17s for Band 1 Urgent Courses	207	3,269	6.3%	9.8%	9.4%	8.9%
% of FP17s Relating to Free Repair or Replacements	9	3,269	0.3%	0.6%	0.7%	0.8%
% of FP17s Relating to Continuations	30	3,269	0.9%	0.9%	0.9%	0.9%
% of Patients satisfied with the dentistry they have received	8	11	72.7%	92.3%	93.6%	93.2%
% of Patients satisfied with the time they had to wait for an appointment	7	11	63.6%	89.2%	88.8%	88.8%

* This is based on patients treated on this contract for their most recent course of treatment. Figures in italics indicate the base number of FP17s or Patient Questionnaire responses are less than 100. N/A is shown where the base number of responses is less than 10 during the period. % is calculated as Quantity/Base number*100

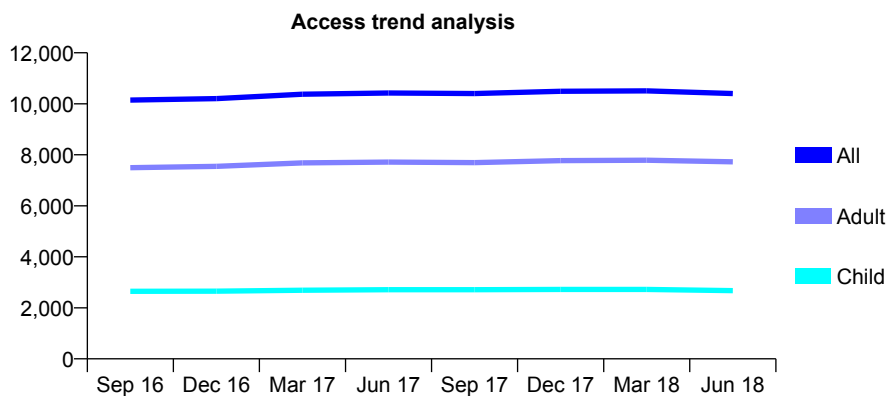
Q70 - Vital Signs At a Glance Contract Report for 101338/0070 - June 2018

Name or company name	Whitecross Dental Care Limited
Contract type name	GDS Contract
Purpose of contract	General
Contract start date	01/11/2008
Contract end date	

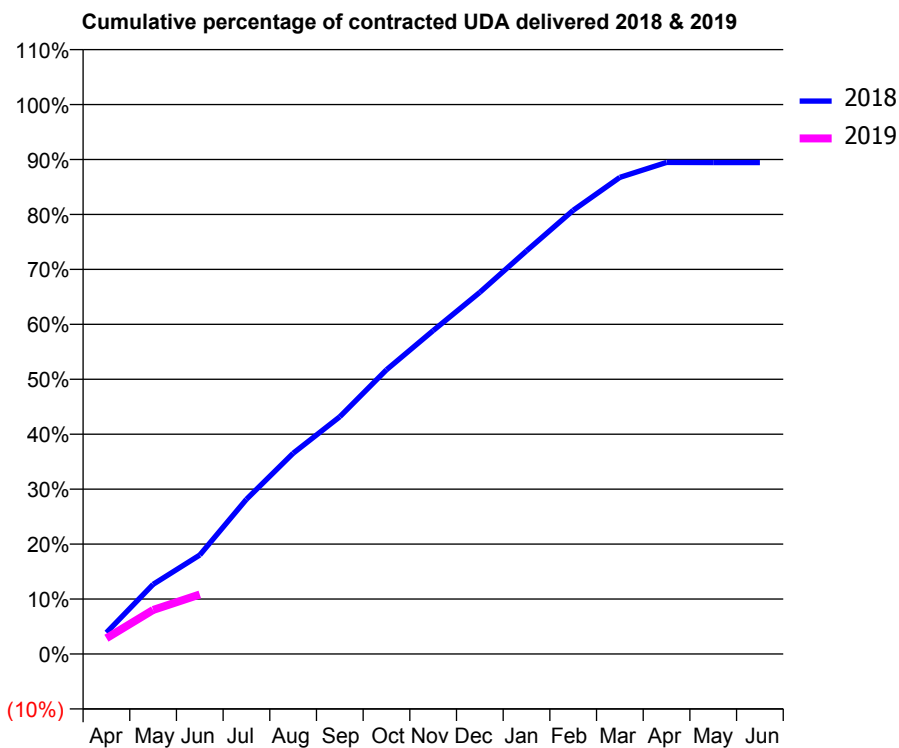
18/19 Contracted general activity (UDA)	29,000
Carry forward general activity (UDA)	0
18/19 Contracted orthodontic activity (UOA)	0
Carry forward orthodontic activity (UOA)	0
Baseline contract value	£695,157.88

ACCESS*

Patients seen in 24 months	Total	Change since previous quarter
Quarter ending June 2017	10,425	
Quarter ending September 2017	10,404	→
Quarter ending December 2017	10,491	→
Quarter ending March 2018	10,508	→
Quarter ending June 2018	10,403	→
Variance since June 2017	(0.2%)	→



ACTIVITY



Month	Adjusted Scheduled Activity (UDA)	
	2018	2019
April	1,131	831
May	3,675	2,329
June	5,227	3,144
July	8,170	
August	10,593	
September	12,526	
October	15,000	
November	17,069	
December	19,088	
January	21,276	
February	23,419	
March	25,158	
April	25,943	
May	25,938	
June	25,938	

QUALITY

	Quantity	Base Number	Contract	AT	Region	England
% of FP17s for the same patient ID Re-attending within 3 months - Children	36	587	6.1%	9.7%	11.0%	11.5%
% of FP17s for the same patient ID Re-attending within 3 months - Adults	168	1,651	10.2%	13.9%	15.3%	15.4%
% of FP17s for the same patient ID Re-attending between 3 & 9 months - Children	276	587	47.0%	61.6%	61.2%	58.9%
% of FP17s for the same patient ID Re-attending between 3 & 9 months - Adults	867	1,651	52.5%	53.5%	52.9%	51.6%
% of FP17s for Band 1 Urgent Courses	190	1,827	10.4%	9.8%	9.4%	8.9%
% of FP17s Relating to Free Repair or Replacements	7	1,827	0.4%	0.6%	0.7%	0.8%
% of FP17s Relating to Continuations	13	1,827	0.7%	0.9%	0.9%	0.9%
% of Patients satisfied with the dentistry they have received	5	5	N/A	92.3%	93.6%	93.2%
% of Patients satisfied with the time they had to wait for an appointment	5	5	N/A	89.2%	88.8%	88.8%

* This is based on patients treated on this contract for their most recent course of treatment. Figures in italics indicate the base number of FP17s or Patient Questionnaire responses are less than 100. N/A is shown where the base number of responses is less than 10 during the period. % is calculated as Quantity/Base number*100

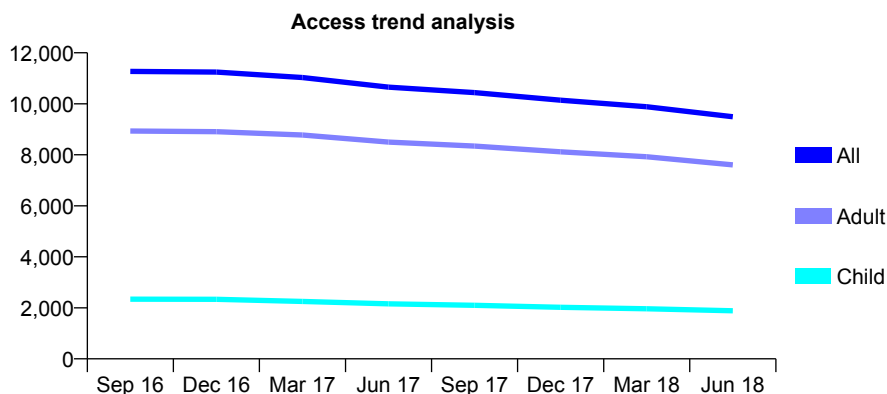
Q70 - Vital Signs At a Glance Contract Report for 101338/0072 - June 2018

Name or company name	Whitecross Dental Care Limited
Contract type name	GDS Contract
Purpose of contract	General
Contract start date	01/01/2009
Contract end date	

18/19 Contracted general activity (UDA)	40,069
Carry forward general activity (UDA)	0
18/19 Contracted orthodontic activity (UOA)	0
Carry forward orthodontic activity (UOA)	0
Baseline contract value	£1,088,080.49

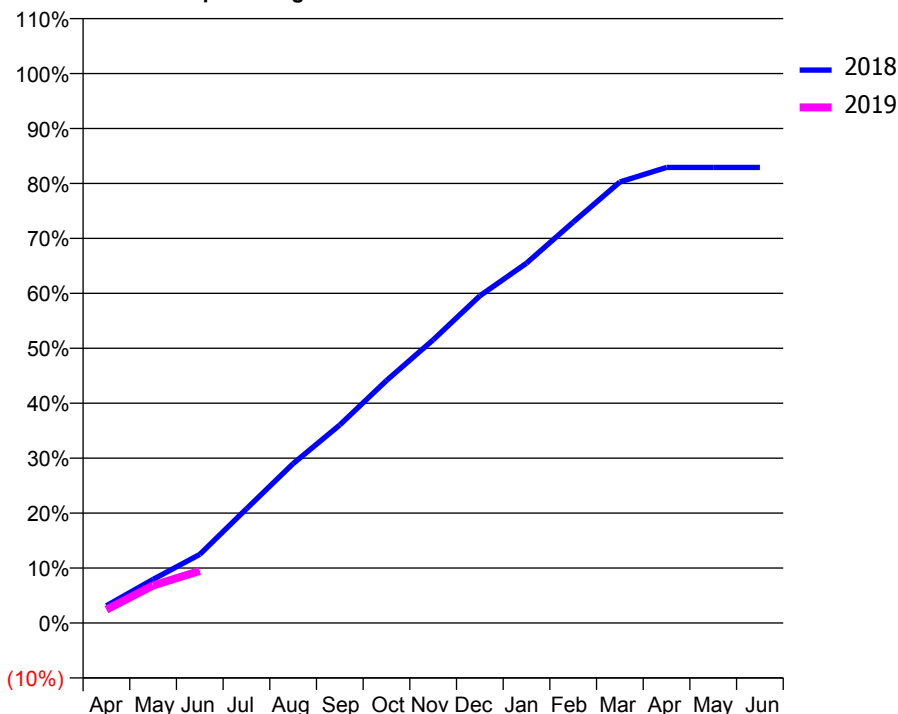
ACCESS*

Patients seen in 24 months	Total	Change since previous quarter
Quarter ending June 2017	10,653	
Quarter ending September 2017	10,438	↓
Quarter ending December 2017	10,139	↓
Quarter ending March 2018	9,885	↓
Quarter ending June 2018	9,491	↓
Variance since June 2017	(10.9%)	↓



ACTIVITY

Cumulative percentage of contracted UDA delivered 2018 & 2019



Adjusted Scheduled Activity (UDA)

Month	2018	2019
April	944	982
May	2,389	2,742
June	3,751	3,794
July	6,246	
August	8,720	
September	10,836	
October	13,267	
November	15,496	
December	17,905	
January	19,690	
February	21,939	
March	24,131	
April	24,930	
May	24,927	
June	24,930	

QUALITY

	Quantity	Base Number	Contract	AT	Region	England
% of FP17s for the same patient ID Re-attending within 3 months - Children	22	450	4.9%	9.7%	11.0%	11.5%
% of FP17s for the same patient ID Re-attending within 3 months - Adults	197	1,839	10.7%	13.9%	15.3%	15.4%
% of FP17s for the same patient ID Re-attending between 3 & 9 months - Children	191	450	42.4%	61.6%	61.2%	58.9%
% of FP17s for the same patient ID Re-attending between 3 & 9 months - Adults	796	1,839	43.3%	53.5%	52.9%	51.6%
% of FP17s for Band 1 Urgent Courses	211	1,959	10.8%	9.8%	9.4%	8.9%
% of FP17s Relating to Free Repair or Replacements	16	1,959	0.8%	0.6%	0.7%	0.8%
% of FP17s Relating to Continuations	20	1,959	1.0%	0.9%	0.9%	0.9%
% of Patients satisfied with the dentistry they have received	4	4	N/A	92.3%	93.6%	93.2%
% of Patients satisfied with the time they had to wait for an appointment	4	4	N/A	89.2%	88.8%	88.8%

* This is based on patients treated on this contract for their most recent course of treatment. Figures in italics indicate the base number of FP17s or Patient Questionnaire responses are less than 100. N/A is shown where the base number of responses is less than 10 during the period. % is calculated as Quantity/Base number*100

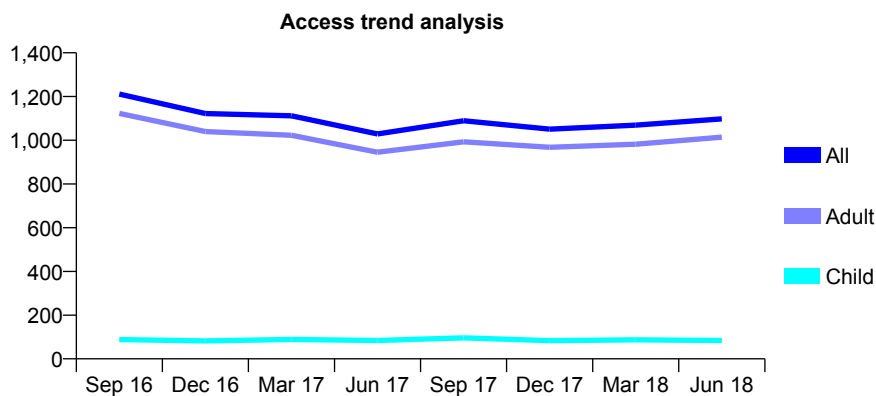
Q70 - Vital Signs At a Glance Contract Report for 101338/0073 - June 2018

Name or company name	Whitecross Dental Care Limited
Contract type name	GDS Contract
Purpose of contract	General
Contract start date	01/01/2009
Contract end date	

18/19 Contracted general activity (UDA)	6,653
Carry forward general activity (UDA)	0
18/19 Contracted orthodontic activity (UOA)	0
Carry forward orthodontic activity (UOA)	0
Baseline contract value	£183,426.91

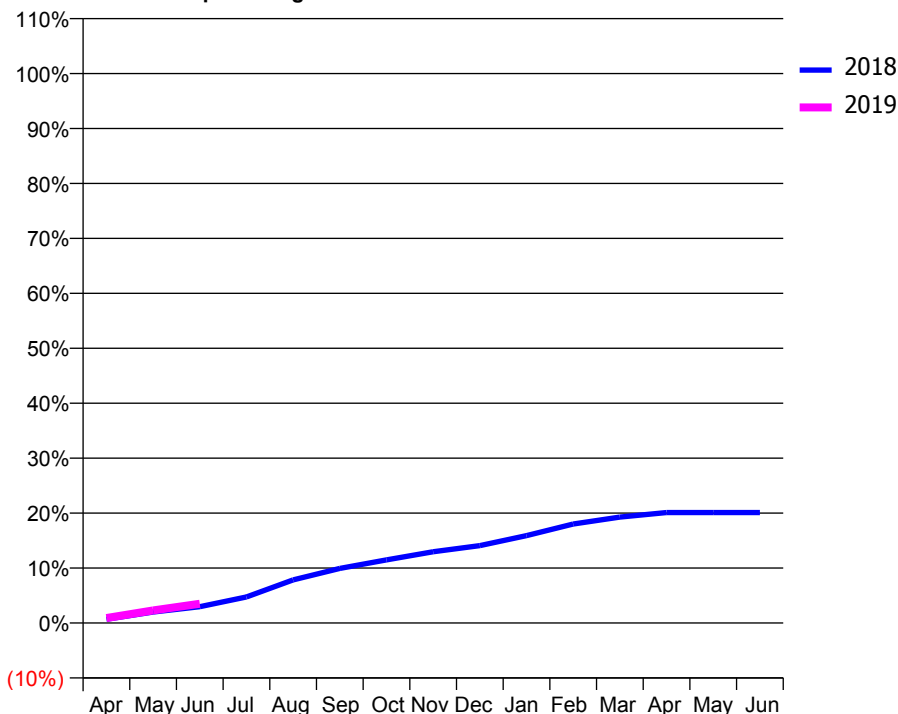
ACCESS*

Patients seen in 24 months	Total	Change since previous quarter
Quarter ending June 2017	1,029	
Quarter ending September 2017	1,089	↑
Quarter ending December 2017	1,051	↓
Quarter ending March 2018	1,069	→
Quarter ending June 2018	1,098	↑
Variance since June 2017	6.7%	↑



ACTIVITY

Cumulative percentage of contracted UDA delivered 2018 & 2019



Month	Adjusted Scheduled Activity (UDA)	
	2018	2019
April	47	61
May	134	153
June	198	233
July	316	
August	522	
September	661	
October	764	
November	862	
December	938	
January	1,058	
February	1,198	
March	1,283	
April	1,337	
May	1,337	
June	1,337	

QUALITY

	Quantity	Base Number	Contract	AT	Region	England
% of FP17s for the same patient ID Re-attending within 3 months - Children	1	20	5.0%	9.7%	11.0%	11.5%
% of FP17s for the same patient ID Re-attending within 3 months - Adults	9	226	4.0%	13.9%	15.3%	15.4%
% of FP17s for the same patient ID Re-attending between 3 & 9 months - Children	1	20	5.0%	61.6%	61.2%	58.9%
% of FP17s for the same patient ID Re-attending between 3 & 9 months - Adults	21	226	9.3%	53.5%	52.9%	51.6%
% of FP17s for Band 1 Urgent Courses	191	195	97.9%	9.8%	9.4%	8.9%
% of FP17s Relating to Free Repair or Replacements	0	195	0.0%	0.6%	0.7%	0.8%
% of FP17s Relating to Continuations	0	195	0.0%	0.9%	0.9%	0.9%
% of Patients satisfied with the dentistry they have received	1	1	N/A	92.3%	93.6%	93.2%
% of Patients satisfied with the time they had to wait for an appointment	1	1	N/A	89.2%	88.8%	88.8%

* This is based on patients treated on this contract for their most recent course of treatment. Figures in italics indicate the base number of FP17s or Patient Questionnaire responses are less than 100. N/A is shown where the base number of responses is less than 10 during the period. % is calculated as Quantity/Base number*100

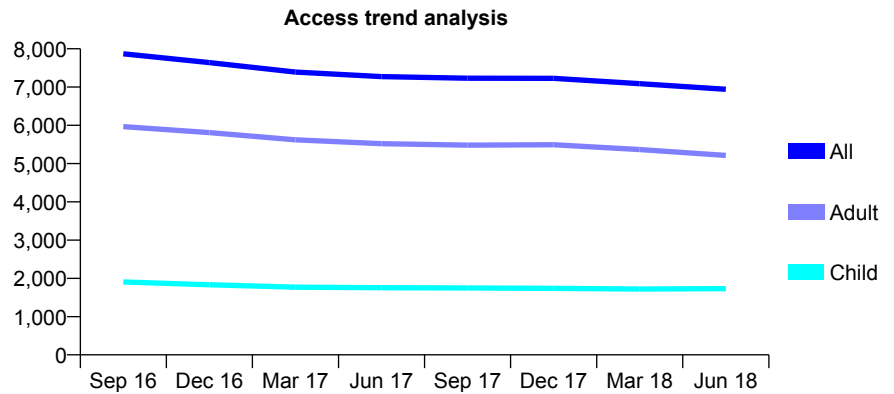
Q70 - Vital Signs At a Glance Contract Report for 101338/0076 - June 2018

Name or company name	Whitecross Dental Care Limited
Contract type name	GDS Contract
Purpose of contract	General
Contract start date	01/02/2009
Contract end date	

18/19 Contracted general activity (UDA)	21,000
Carry forward general activity (UDA)	0
18/19 Contracted orthodontic activity (UOA)	0
Carry forward orthodontic activity (UOA)	0
Baseline contract value	£489,124.88

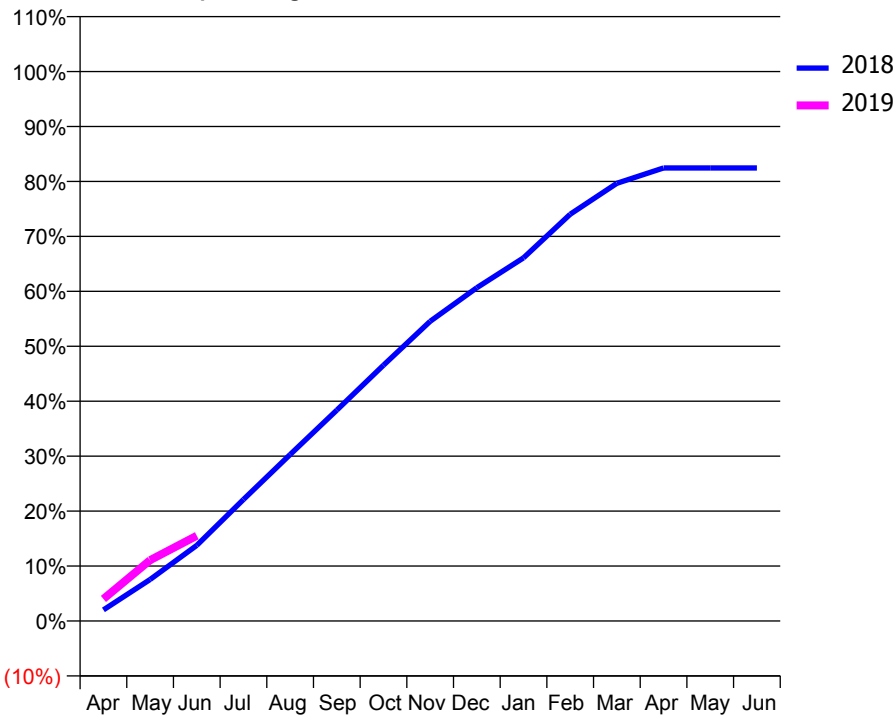
ACCESS*

Patients seen in 24 months	Total	Change since previous quarter
Quarter ending June 2017	7,274	
Quarter ending September 2017	7,230	→
Quarter ending December 2017	7,229	→
Quarter ending March 2018	7,087	↓
Quarter ending June 2018	6,941	↓
Variance since June 2017	(4.6%)	↓



ACTIVITY

Cumulative percentage of contracted UDA delivered 2018 & 2019



Month	Adjusted Scheduled Activity (UDA)	
	2018	2019
April	424	842
May	1,587	2,327
June	2,890	3,257
July	4,645	
August	6,363	
September	8,061	
October	9,776	
November	11,451	
December	12,740	
January	13,878	
February	15,545	
March	16,727	
April	17,316	
May	17,316	
June	17,315	

QUALITY

	Quantity	Base Number	Contract	AT	Region	England
% of FP17s for the same patient ID Re-attending within 3 months - Children	27	499	5.4%	9.7%	11.0%	11.5%
% of FP17s for the same patient ID Re-attending within 3 months - Adults	164	1,424	11.5%	13.9%	15.3%	15.4%
% of FP17s for the same patient ID Re-attending between 3 & 9 months - Children	267	499	53.5%	61.6%	61.2%	58.9%
% of FP17s for the same patient ID Re-attending between 3 & 9 months - Adults	725	1,424	50.9%	53.5%	52.9%	51.6%
% of FP17s for Band 1 Urgent Courses	138	1,653	8.3%	9.8%	9.4%	8.9%
% of FP17s Relating to Free Repair or Replacements	4	1,653	0.2%	0.6%	0.7%	0.8%
% of FP17s Relating to Continuations	26	1,653	1.6%	0.9%	0.9%	0.9%
% of Patients satisfied with the dentistry they have received	8	8	N/A	92.3%	93.6%	93.2%
% of Patients satisfied with the time they had to wait for an appointment	6	8	N/A	89.2%	88.8%	88.8%

* This is based on patients treated on this contract for their most recent course of treatment. Figures in italics indicate the base number of FP17s or Patient Questionnaire responses are less than 100. N/A is shown where the base number of responses is less than 10 during the period. % is calculated as Quantity/Base number*100

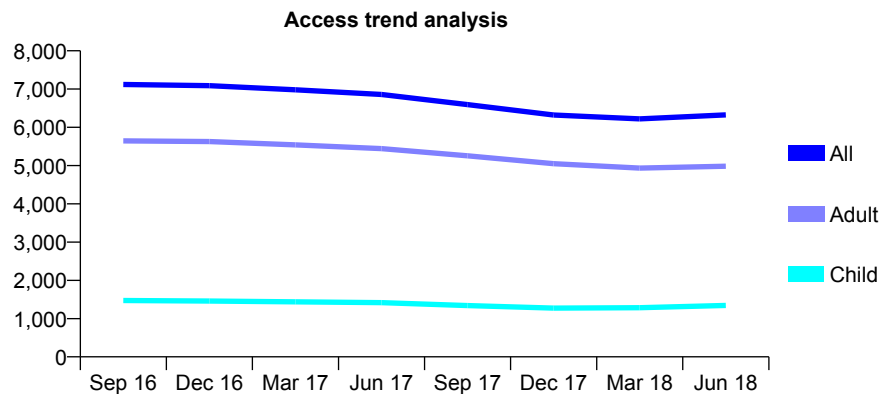
Q70 - Vital Signs At a Glance Contract Report for 101338/0094 - June 2018

Name or company name	Whitecross Dental Care Limited
Contract type name	GDS Contract
Purpose of contract	General
Contract start date	14/09/2009
Contract end date	

18/19 Contracted general activity (UDA)	20,000
Carry forward general activity (UDA)	0
18/19 Contracted orthodontic activity (UOA)	0
Carry forward orthodontic activity (UOA)	0
Baseline contract value	£553,205.55

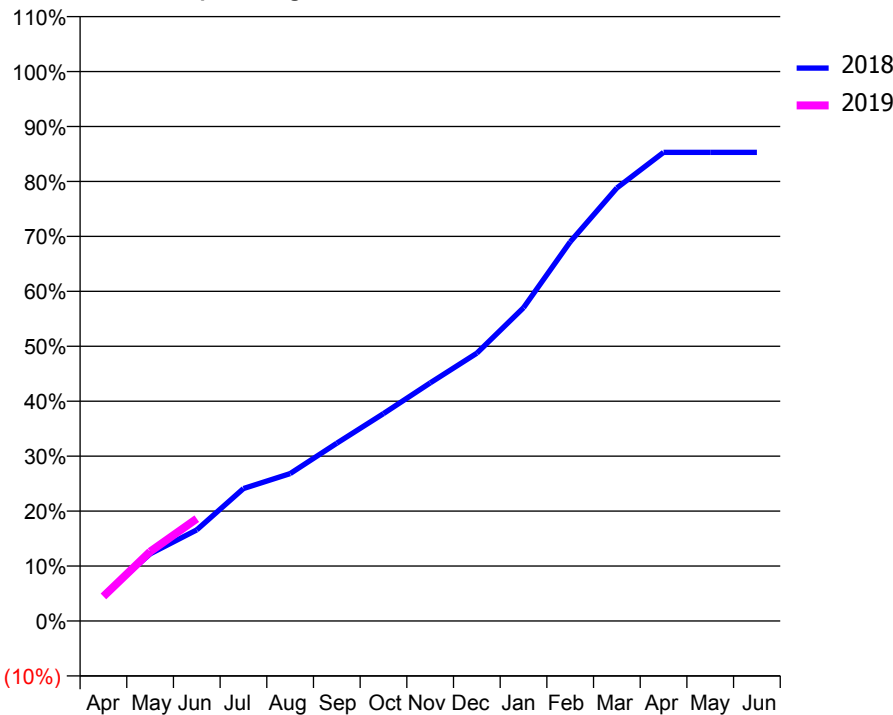
ACCESS*

Patients seen in 24 months	Total	Change since previous quarter
Quarter ending June 2017	6,860	
Quarter ending September 2017	6,595	↓
Quarter ending December 2017	6,322	↓
Quarter ending March 2018	6,221	↓
Quarter ending June 2018	6,325	→
Variance since June 2017	(7.8%)	↓



ACTIVITY

Cumulative percentage of contracted UDA delivered 2018 & 2019



Month	Adjusted Scheduled Activity (UDA)	
	2018	2019
April	816	897
May	2,138	2,527
June	2,902	3,726
July	4,217	
August	4,695	
September	5,663	
October	6,604	
November	7,582	
December	8,531	
January	9,979	
February	12,077	
March	13,789	
April	14,926	
May	14,926	
June	14,926	

QUALITY

	Quantity	Base Number	Contract	AT	Region	England
% of FP17s for the same patient ID Re-attending within 3 months - Children	23	528	4.4%	9.7%	11.0%	11.5%
% of FP17s for the same patient ID Re-attending within 3 months - Adults	204	1,778	11.5%	13.9%	15.3%	15.4%
% of FP17s for the same patient ID Re-attending between 3 & 9 months - Children	157	528	29.7%	61.6%	61.2%	58.9%
% of FP17s for the same patient ID Re-attending between 3 & 9 months - Adults	361	1,778	20.3%	53.5%	52.9%	51.6%
% of FP17s for Band 1 Urgent Courses	85	1,762	4.8%	9.8%	9.4%	8.9%
% of FP17s Relating to Free Repair or Replacements	13	1,762	0.7%	0.6%	0.7%	0.8%
% of FP17s Relating to Continuations	44	1,762	2.5%	0.9%	0.9%	0.9%
% of Patients satisfied with the dentistry they have received	1	1	N/A	92.3%	93.6%	93.2%
% of Patients satisfied with the time they had to wait for an appointment	1	1	N/A	89.2%	88.8%	88.8%

* This is based on patients treated on this contract for their most recent course of treatment. Figures in italics indicate the base number of FP17s or Patient Questionnaire responses are less than 100. N/A is shown where the base number of responses is less than 10 during the period. % is calculated as Quantity/Base number*100

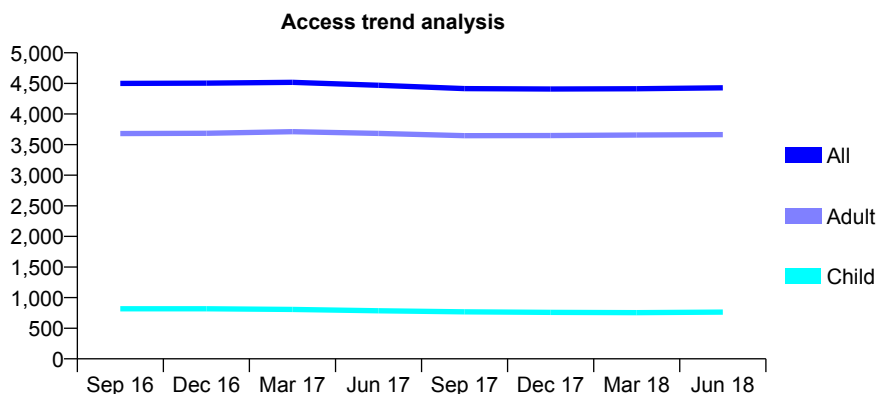
Q70 - Vital Signs At a Glance Contract Report for 101338/0095 - June 2018

Name or company name	Whitecross Dental Care Limited
Contract type name	GDS Contract
Purpose of contract	General
Contract start date	02/09/2009
Contract end date	

18/19 Contracted general activity (UDA)	12,000
Carry forward general activity (UDA)	0
18/19 Contracted orthodontic activity (UOA)	0
Carry forward orthodontic activity (UOA)	0
Baseline contract value	£331,923.35

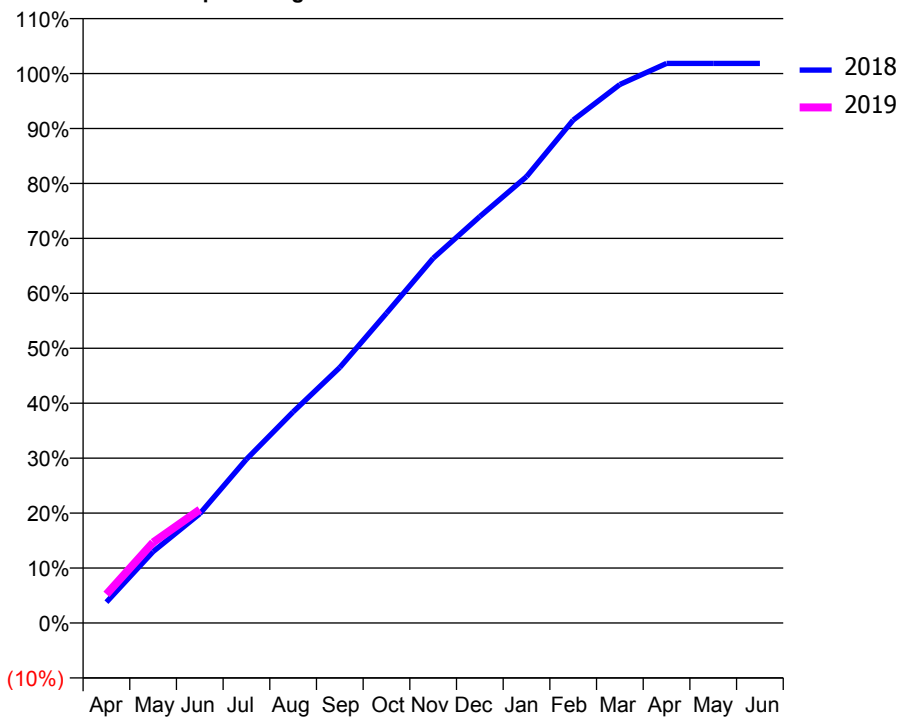
ACCESS*

Patients seen in 24 months	Total	Change since previous quarter
Quarter ending June 2017	4,470	
Quarter ending September 2017	4,415	↓
Quarter ending December 2017	4,408	→
Quarter ending March 2018	4,412	→
Quarter ending June 2018	4,428	→
Variance since June 2017	(0.9%)	→



ACTIVITY

Cumulative percentage of contracted UDA delivered 2018 & 2019



Adjusted Scheduled Activity (UDA)

Month	2018	2019
April	455	629
May	1,561	1,761
June	2,385	2,477
July	3,579	
August	4,611	
September	5,580	
October	6,766	
November	7,966	
December	8,878	
January	9,748	
February	10,982	
March	11,761	
April	12,221	
May	12,219	
June	12,220	

QUALITY

	Quantity	Base Number	Contract	AT	Region	England
% of FP17s for the same patient ID Re-attending within 3 months - Children	7	276	2.5%	9.7%	11.0%	11.5%
% of FP17s for the same patient ID Re-attending within 3 months - Adults	71	1,091	6.5%	13.9%	15.3%	15.4%
% of FP17s for the same patient ID Re-attending between 3 & 9 months - Children	187	276	67.8%	61.6%	61.2%	58.9%
% of FP17s for the same patient ID Re-attending between 3 & 9 months - Adults	278	1,091	25.5%	53.5%	52.9%	51.6%
% of FP17s for Band 1 Urgent Courses	68	1,165	5.8%	9.8%	9.4%	8.9%
% of FP17s Relating to Free Repair or Replacements	4	1,165	0.3%	0.6%	0.7%	0.8%
% of FP17s Relating to Continuations	8	1,165	0.7%	0.9%	0.9%	0.9%
% of Patients satisfied with the dentistry they have received	6	6	N/A	92.3%	93.6%	93.2%
% of Patients satisfied with the time they had to wait for an appointment	5	6	N/A	89.2%	88.8%	88.8%

* This is based on patients treated on this contract for their most recent course of treatment. Figures in italics indicate the base number of FP17s or Patient Questionnaire responses are less than 100. N/A is shown where the base number of responses is less than 10 during the period. % is calculated as Quantity/Base number*100

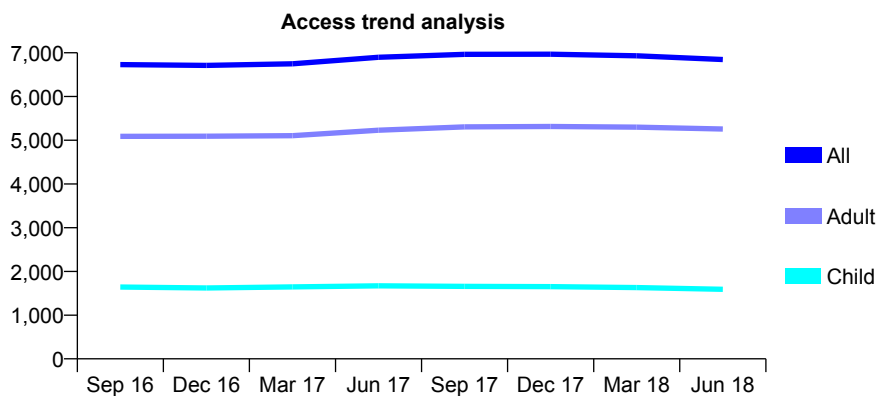
Q70 - Vital Signs At a Glance Contract Report for 101338/0096 - June 2018

Name or company name	Whitecross Dental Care Limited
Contract type name	GDS Contract
Purpose of contract	General
Contract start date	01/09/2009
Contract end date	

18/19 Contracted general activity (UDA)	25,081
Carry forward general activity (UDA)	0
18/19 Contracted orthodontic activity (UOA)	0
Carry forward orthodontic activity (UOA)	0
Baseline contract value	£674,310.23

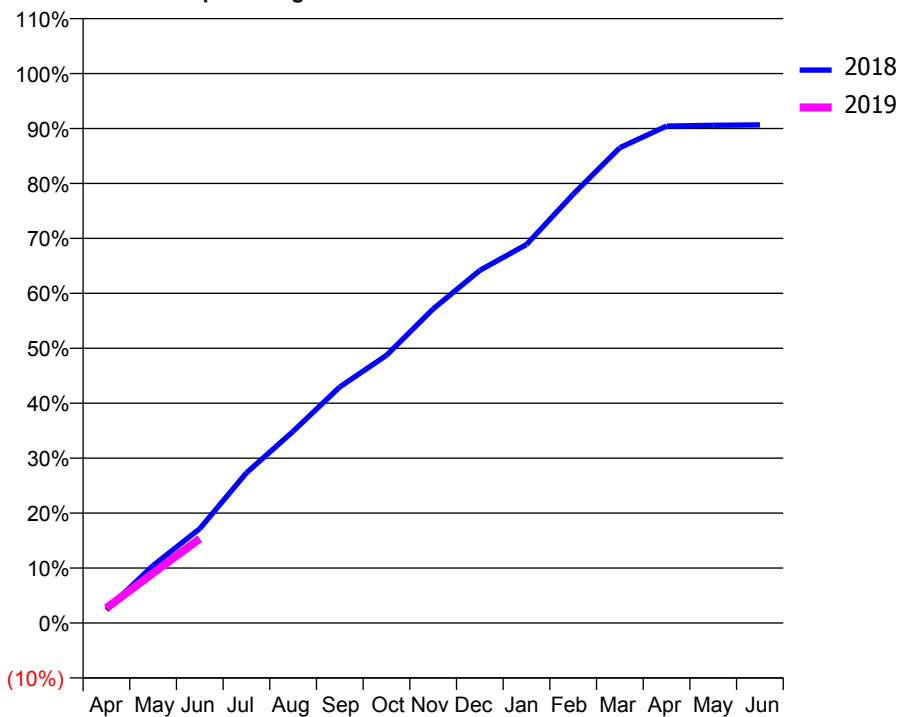
ACCESS*

Patients seen in 24 months	Total	Change since previous quarter
Quarter ending June 2017	6,898	
Quarter ending September 2017	6,965	→
Quarter ending December 2017	6,969	→
Quarter ending March 2018	6,930	→
Quarter ending June 2018	6,847	↓
Variance since June 2017	(0.7%)	→



ACTIVITY

Cumulative percentage of contracted UDA delivered 2018 & 2019



Adjusted Scheduled Activity (UDA)

Month	2018	2019
April	597	684
May	2,625	2,282
June	4,305	3,852
July	6,854	
August	8,750	
September	10,777	
October	12,220	
November	14,335	
December	16,097	
January	17,278	
February	19,570	
March	21,695	
April	22,681	
May	22,715	
June	22,734	

QUALITY

	Quantity	Base Number	Contract	AT	Region	England
% of FP17s for the same patient ID Re-attending within 3 months - Children	37	493	7.5%	9.7%	11.0%	11.5%
% of FP17s for the same patient ID Re-attending within 3 months - Adults	120	1,583	7.6%	13.9%	15.3%	15.4%
% of FP17s for the same patient ID Re-attending between 3 & 9 months - Children	265	493	53.8%	61.6%	61.2%	58.9%
% of FP17s for the same patient ID Re-attending between 3 & 9 months - Adults	883	1,583	55.8%	53.5%	52.9%	51.6%
% of FP17s for Band 1 Urgent Courses	209	1,711	12.2%	9.8%	9.4%	8.9%
% of FP17s Relating to Free Repair or Replacements	11	1,711	0.6%	0.6%	0.7%	0.8%
% of FP17s Relating to Continuations	17	1,711	1.0%	0.9%	0.9%	0.9%
% of Patients satisfied with the dentistry they have received	5	6	N/A	92.3%	93.6%	93.2%
% of Patients satisfied with the time they had to wait for an appointment	5	6	N/A	89.2%	88.8%	88.8%

* This is based on patients treated on this contract for their most recent course of treatment. Figures in italics indicate the base number of FP17s or Patient Questionnaire responses are less than 100. N/A is shown where the base number of responses is less than 10 during the period. % is calculated as Quantity/Base number*100

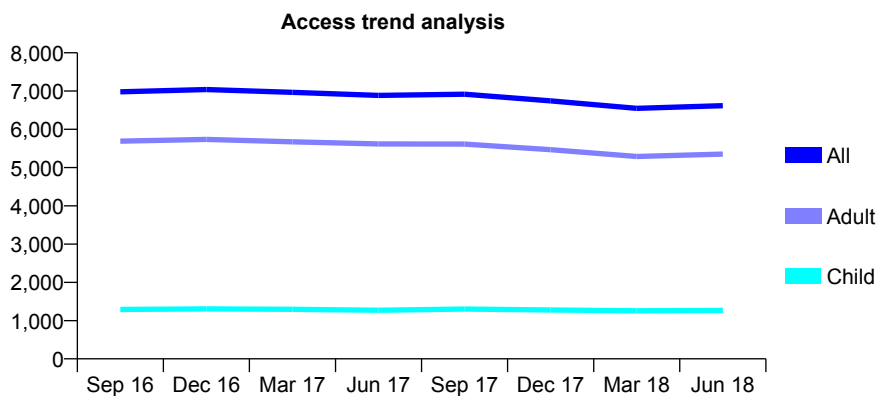
Q70 - Vital Signs At a Glance Contract Report for 101338/0129 - June 2018

Name or company name	Whitecross Dental Care Limited
Contract type name	GDS Contract
Purpose of contract	General
Contract start date	25/10/2010
Contract end date	

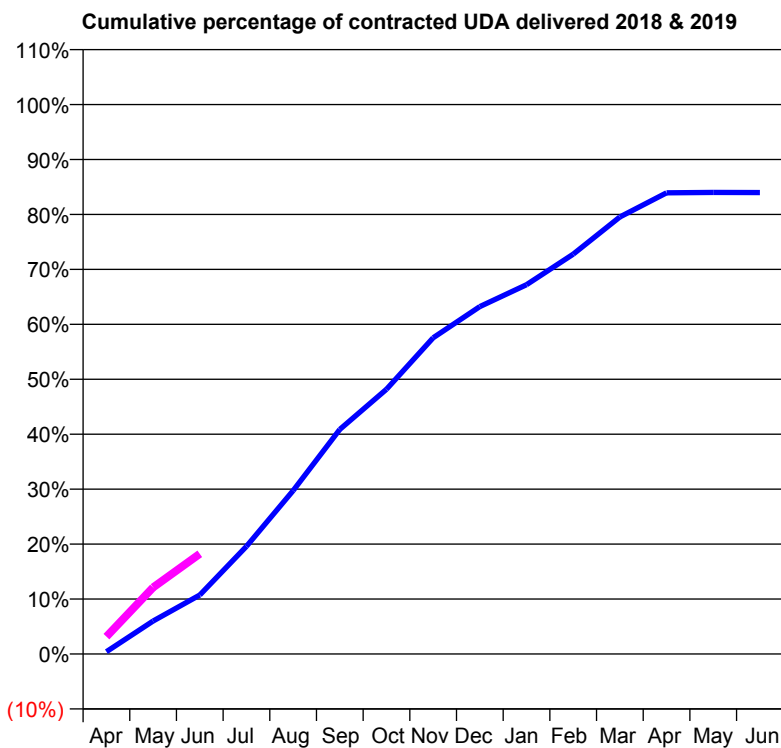
18/19 Contracted general activity (UDA)	21,000
Carry forward general activity (UDA)	0
18/19 Contracted orthodontic activity (UOA)	0
Carry forward orthodontic activity (UOA)	0
Baseline contract value	£495,540.34

ACCESS*

Patients seen in 24 months	Total	Change since previous quarter
Quarter ending June 2017	6,888	
Quarter ending September 2017	6,916	→
Quarter ending December 2017	6,745	↓
Quarter ending March 2018	6,549	↓
Quarter ending June 2018	6,617	→
Variance since June 2017	(3.9%)	↓



ACTIVITY



Month	Adjusted Scheduled Activity (UDA)	
	2018	2019
April	90	666
May	1,260	2,543
June	2,255	3,830
July	4,117	
August	6,246	
September	8,582	
October	10,117	
November	12,087	
December	13,278	
January	14,111	
February	15,282	
March	16,702	
April	17,624	
May	17,638	
June	17,633	

QUALITY

	Quantity	Base Number	Contract	AT	Region	England
% of FP17s for the same patient ID Re-attending within 3 months - Children	35	513	6.8%	9.7%	11.0%	11.5%
% of FP17s for the same patient ID Re-attending within 3 months - Adults	182	1,829	10.0%	13.9%	15.3%	15.4%
% of FP17s for the same patient ID Re-attending between 3 & 9 months - Children	298	513	58.1%	61.6%	61.2%	58.9%
% of FP17s for the same patient ID Re-attending between 3 & 9 months - Adults	951	1,829	52.0%	53.5%	52.9%	51.6%
% of FP17s for Band 1 Urgent Courses	125	1,853	6.7%	9.8%	9.4%	8.9%
% of FP17s Relating to Free Repair or Replacements	9	1,853	0.5%	0.6%	0.7%	0.8%
% of FP17s Relating to Continuations	15	1,853	0.8%	0.9%	0.9%	0.9%
% of Patients satisfied with the dentistry they have received	5	5	N/A	92.3%	93.6%	93.2%
% of Patients satisfied with the time they had to wait for an appointment	4	5	N/A	89.2%	88.8%	88.8%

* This is based on patients treated on this contract for their most recent course of treatment. Figures in italics indicate the base number of FP17s or Patient Questionnaire responses are less than 100. N/A is shown where the base number of responses is less than 10 during the period. % is calculated as Quantity/Base number*100

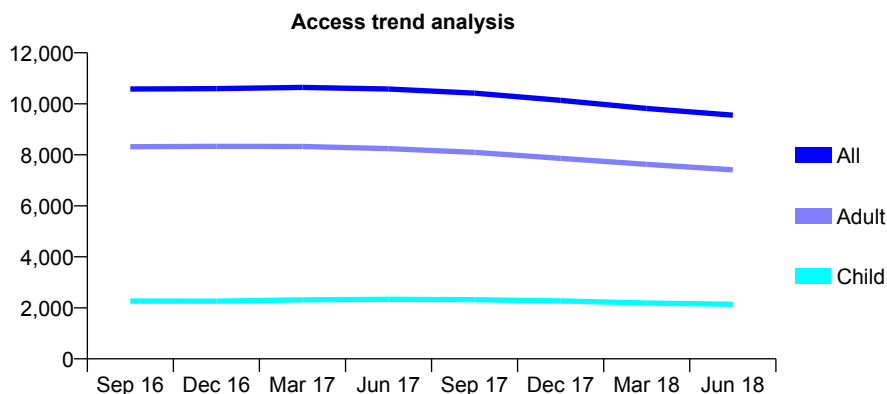
Q70 - Vital Signs At a Glance Contract Report for 101338/0132 - June 2018

Name or company name	Whitecross Dental Care Limited
Contract type name	GDS Contract
Purpose of contract	General
Contract start date	01/09/2011
Contract end date	

18/19 Contracted general activity (UDA)	22,493
Carry forward general activity (UDA)	0
18/19 Contracted orthodontic activity (UOA)	0
Carry forward orthodontic activity (UOA)	0
Baseline contract value	£604,943.37

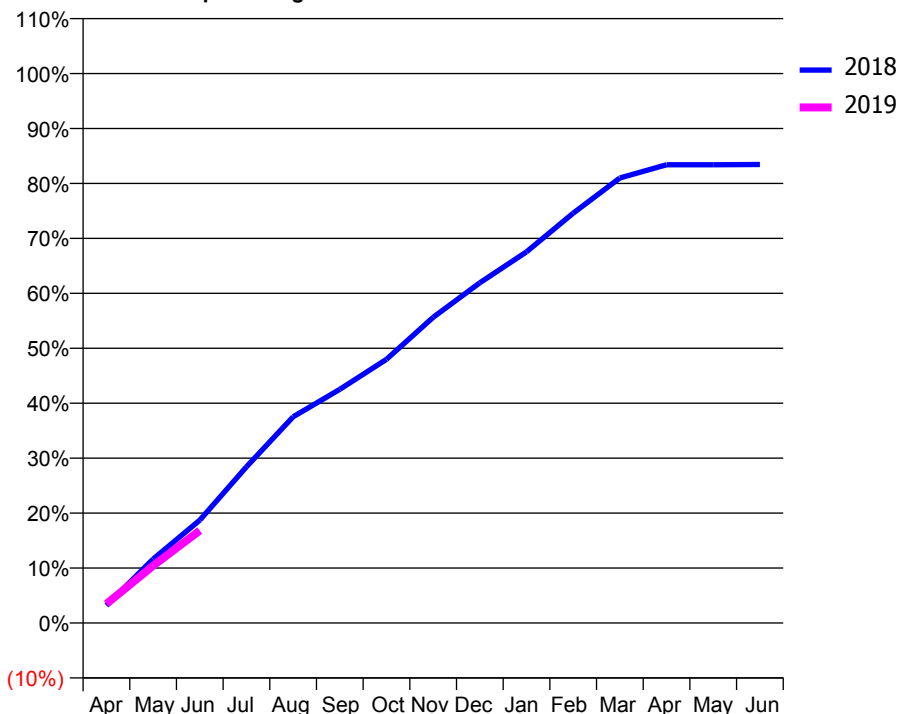
ACCESS*

Patients seen in 24 months	Total	Change since previous quarter
Quarter ending June 2017	10,582	
Quarter ending September 2017	10,420	↓
Quarter ending December 2017	10,135	↓
Quarter ending March 2018	9,815	↓
Quarter ending June 2018	9,553	↓
Variance since June 2017	(9.7%)	↓



ACTIVITY

Cumulative percentage of contracted UDA delivered 2018 & 2019



Month	Adjusted Scheduled Activity (UDA)	
	2018	2019
April	716	784
May	2,617	2,346
June	4,211	3,785
July	6,394	
August	8,441	
September	9,565	
October	10,791	
November	12,513	
December	13,927	
January	15,194	
February	16,775	
March	18,220	
April	18,757	
May	18,760	
June	18,769	

QUALITY

	Quantity	Base Number	Contract	AT	Region	England
% of FP17s for the same patient ID Re-attending within 3 months - Children	17	517	3.3%	9.7%	11.0%	11.5%
% of FP17s for the same patient ID Re-attending within 3 months - Adults	176	1,741	10.1%	13.9%	15.3%	15.4%
% of FP17s for the same patient ID Re-attending between 3 & 9 months - Children	230	517	44.5%	61.6%	61.2%	58.9%
% of FP17s for the same patient ID Re-attending between 3 & 9 months - Adults	639	1,741	36.7%	53.5%	52.9%	51.6%
% of FP17s for Band 1 Urgent Courses	179	1,950	9.2%	9.8%	9.4%	8.9%
% of FP17s Relating to Free Repair or Replacements	14	1,950	0.7%	0.6%	0.7%	0.8%
% of FP17s Relating to Continuations	16	1,950	0.8%	0.9%	0.9%	0.9%
% of Patients satisfied with the dentistry they have received	7	8	N/A	92.3%	93.6%	93.2%
% of Patients satisfied with the time they had to wait for an appointment	7	8	N/A	89.2%	88.8%	88.8%

* This is based on patients treated on this contract for their most recent course of treatment. Figures in italics indicate the base number of FP17s or Patient Questionnaire responses are less than 100. N/A is shown where the base number of responses is less than 10 during the period. % is calculated as Quantity/Base number*100

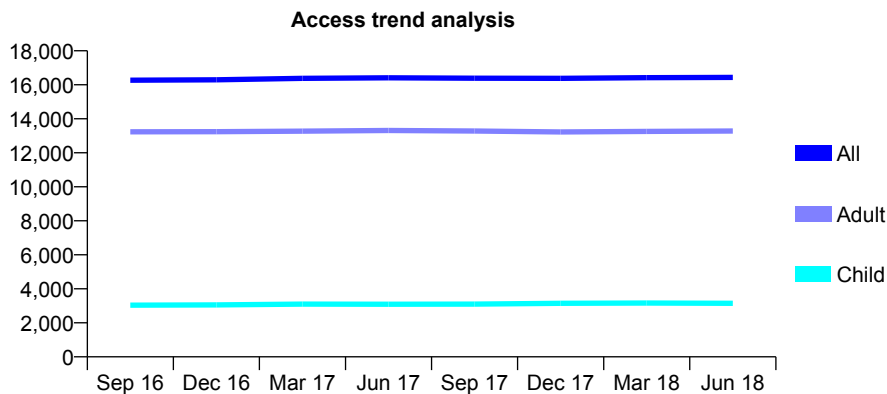
Q70 - Vital Signs At a Glance Contract Report for 101338/0133 - June 2018

Name or company name	Whitecross Dental Care Limited
Contract type name	GDS Contract
Purpose of contract	General
Contract start date	01/09/2011
Contract end date	

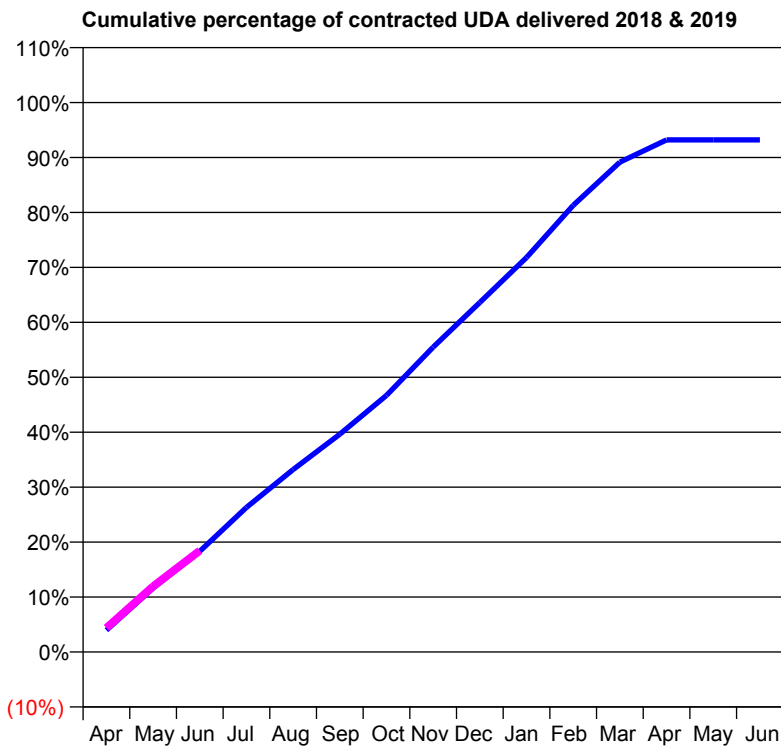
18/19 Contracted general activity (UDA)	40,500
Carry forward general activity (UDA)	0
18/19 Contracted orthodontic activity (UOA)	0
Carry forward orthodontic activity (UOA)	0
Baseline contract value	£1,192,964.06

ACCESS*

Patients seen in 24 months	Total	Change since previous quarter
Quarter ending June 2017	16,410	
Quarter ending September 2017	16,389	→
Quarter ending December 2017	16,377	→
Quarter ending March 2018	16,423	→
Quarter ending June 2018	16,433	→
Variance since June 2017	0.1%	→



ACTIVITY



Month	2018	2019
April	1,607	1,772
May	4,716	4,844
June	7,425	7,476
July	10,660	
August	13,452	
September	16,057	
October	18,913	
November	22,467	
December	25,765	
January	29,078	
February	32,923	
March	36,101	
April	37,744	
May	37,742	
June	37,746	

QUALITY

	Quantity	Base Number	Contract	AT	Region	England
% of FP17s for the same patient ID Re-attending within 3 months - Children	59	1,209	4.9%	9.7%	11.0%	11.5%
% of FP17s for the same patient ID Re-attending within 3 months - Adults	548	4,375	12.5%	13.9%	15.3%	15.4%
% of FP17s for the same patient ID Re-attending between 3 & 9 months - Children	811	1,209	67.1%	61.6%	61.2%	58.9%
% of FP17s for the same patient ID Re-attending between 3 & 9 months - Adults	2,100	4,375	48.0%	53.5%	52.9%	51.6%
% of FP17s for Band 1 Urgent Courses	280	4,417	6.3%	9.8%	9.4%	8.9%
% of FP17s Relating to Free Repair or Replacements	24	4,417	0.5%	0.6%	0.7%	0.8%
% of FP17s Relating to Continuations	65	4,417	1.5%	0.9%	0.9%	0.9%
% of Patients satisfied with the dentistry they have received	9	9	N/A	92.3%	93.6%	93.2%
% of Patients satisfied with the time they had to wait for an appointment	9	9	N/A	89.2%	88.8%	88.8%

* This is based on patients treated on this contract for their most recent course of treatment. Figures in italics indicate the base number of FP17s or Patient Questionnaire responses are less than 100. N/A is shown where the base number of responses is less than 10 during the period. % is calculated as Quantity/Base number*100

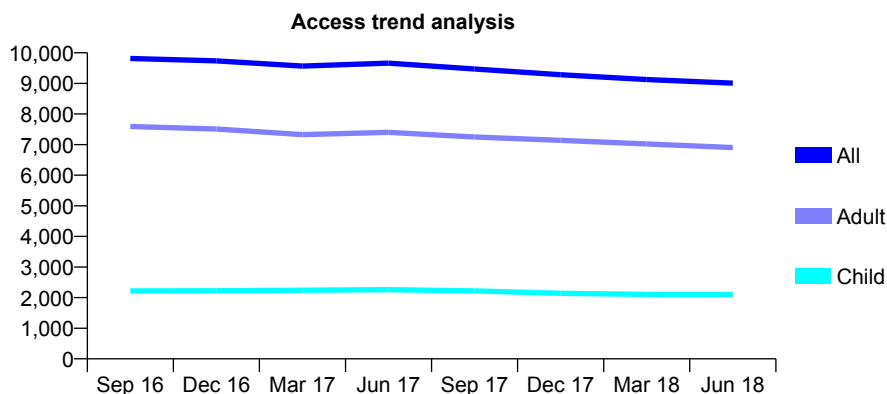
Q70 - Vital Signs At a Glance Contract Report for 101362/0039 - June 2018

Name or company name	Rodericks Dental Limited
Contract type name	GDS Contract
Purpose of contract	General
Contract start date	03/10/2011
Contract end date	

18/19 Contracted general activity (UDA)	26,613
Carry forward general activity (UDA)	0
18/19 Contracted orthodontic activity (UOA)	0
Carry forward orthodontic activity (UOA)	0
Baseline contract value	£735,193.05

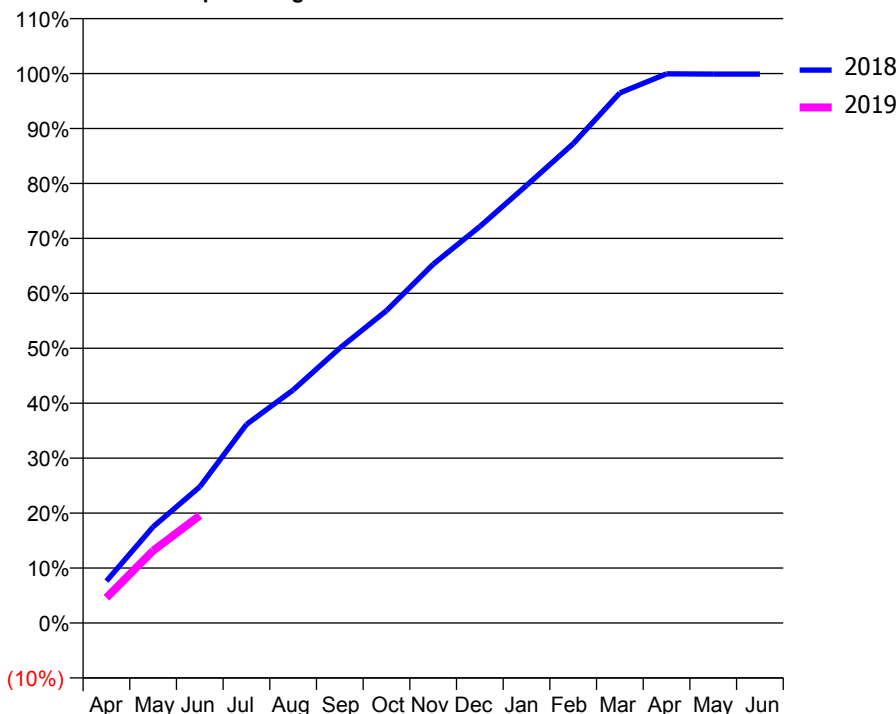
ACCESS*

Patients seen in 24 months	Total	Change since previous quarter
Quarter ending June 2017	9,661	
Quarter ending September 2017	9,469	↓
Quarter ending December 2017	9,283	↓
Quarter ending March 2018	9,128	↓
Quarter ending June 2018	9,008	↓
Variance since June 2017	(6.8%)	↓



ACTIVITY

Cumulative percentage of contracted UDA delivered 2018 & 2019



Month	Adjusted Scheduled Activity (UDA)	
	2018	2019
April	2,033	1,226
May	4,658	3,502
June	6,599	5,209
July	9,617	
August	11,285	
September	13,312	
October	15,131	
November	17,376	
December	19,200	
January	21,192	
February	23,212	
March	25,675	
April	26,599	
May	26,588	
June	26,584	

QUALITY

	Quantity	Base Number	Contract	AT	Region	England
% of FP17s for the same patient ID Re-attending within 3 months - Children	71	747	9.5%	9.7%	11.0%	11.5%
% of FP17s for the same patient ID Re-attending within 3 months - Adults	330	2,138	15.4%	13.9%	15.3%	15.4%
% of FP17s for the same patient ID Re-attending between 3 & 9 months - Children	406	747	54.4%	61.6%	61.2%	58.9%
% of FP17s for the same patient ID Re-attending between 3 & 9 months - Adults	834	2,138	39.0%	53.5%	52.9%	51.6%
% of FP17s for Band 1 Urgent Courses	750	2,466	30.4%	9.8%	9.4%	8.9%
% of FP17s Relating to Free Repair or Replacements	17	2,466	0.7%	0.6%	0.7%	0.8%
% of FP17s Relating to Continuations	4	2,466	0.2%	0.9%	0.9%	0.9%
% of Patients satisfied with the dentistry they have received	14	16	87.5%	92.3%	93.6%	93.2%
% of Patients satisfied with the time they had to wait for an appointment	12	16	75.0%	89.2%	88.8%	88.8%

* This is based on patients treated on this contract for their most recent course of treatment. Figures in italics indicate the base number of FP17s or Patient Questionnaire responses are less than 100. N/A is shown where the base number of responses is less than 10 during the period. % is calculated as Quantity/Base number*100

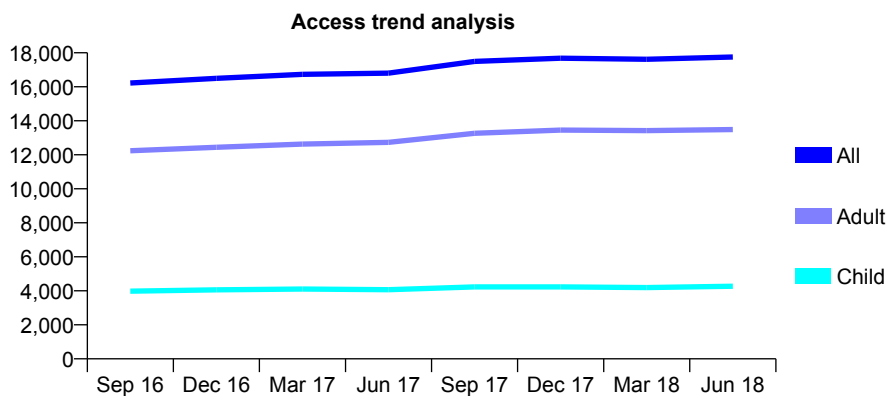
Q70 - Vital Signs At a Glance Contract Report for 101362/0043 - June 2018

Name or company name	Rodericks Dental Limited
Contract type name	GDS Contract
Purpose of contract	General
Contract start date	11/02/2012
Contract end date	

18/19 Contracted general activity (UDA)	52,655
Carry forward general activity (UDA)	0
18/19 Contracted orthodontic activity (UOA)	0
Carry forward orthodontic activity (UOA)	0
Baseline contract value	£1,379,814.61

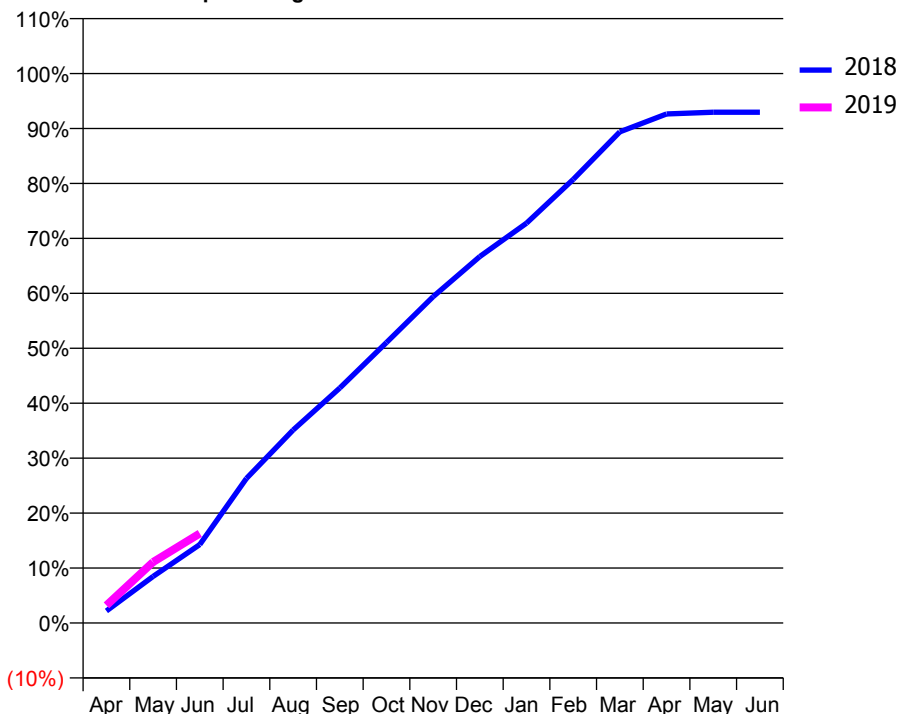
ACCESS*

Patients seen in 24 months	Total	Change since previous quarter
Quarter ending June 2017	16,805	
Quarter ending September 2017	17,495	↑
Quarter ending December 2017	17,680	→
Quarter ending March 2018	17,618	→
Quarter ending June 2018	17,752	→
Variance since June 2017	5.6%	↑



ACTIVITY

Cumulative percentage of contracted UDA delivered 2018 & 2019



Month	Adjusted Scheduled Activity (UDA)	
	2018	2019
April	1,162	1,694
May	4,465	5,846
June	7,521	8,584
July	13,862	
August	18,499	
September	22,527	
October	26,884	
November	31,271	
December	35,123	
January	38,319	
February	42,509	
March	47,072	
April	48,784	
May	48,951	
June	48,950	

QUALITY

	Quantity	Base Number	Contract	AT	Region	England
% of FP17s for the same patient ID Re-attending within 3 months - Children	103	1,378	7.5%	9.7%	11.0%	11.5%
% of FP17s for the same patient ID Re-attending within 3 months - Adults	590	3,617	16.3%	13.9%	15.3%	15.4%
% of FP17s for the same patient ID Re-attending between 3 & 9 months - Children	748	1,378	54.3%	61.6%	61.2%	58.9%
% of FP17s for the same patient ID Re-attending between 3 & 9 months - Adults	1,701	3,617	47.0%	53.5%	52.9%	51.6%
% of FP17s for Band 1 Urgent Courses	470	4,097	11.5%	9.8%	9.4%	8.9%
% of FP17s Relating to Free Repair or Replacements	42	4,097	1.0%	0.6%	0.7%	0.8%
% of FP17s Relating to Continuations	9	4,097	0.2%	0.9%	0.9%	0.9%
% of Patients satisfied with the dentistry they have received	10	10	100.0%	92.3%	93.6%	93.2%
% of Patients satisfied with the time they had to wait for an appointment	9	10	90.0%	89.2%	88.8%	88.8%

* This is based on patients treated on this contract for their most recent course of treatment. Figures in italics indicate the base number of FP17s or Patient Questionnaire responses are less than 100. N/A is shown where the base number of responses is less than 10 during the period. % is calculated as Quantity/Base number*100

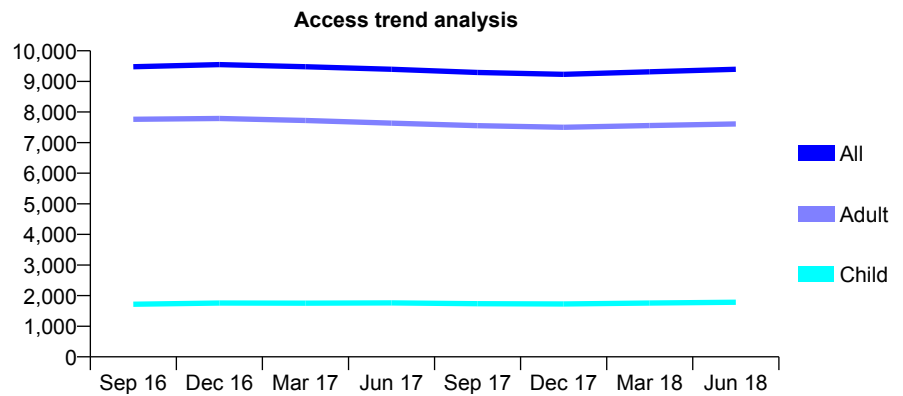
Q70 - Vital Signs At a Glance Contract Report for 101435/0008 - June 2018

Name or company name	IDH Limited
Contract type name	GDS Contract
Purpose of contract	General
Contract start date	01/04/2006
Contract end date	

18/19 Contracted general activity (UDA)	31,000
Carry forward general activity (UDA)	0
18/19 Contracted orthodontic activity (UOA)	0
Carry forward orthodontic activity (UOA)	0
Baseline contract value	£750,624.69

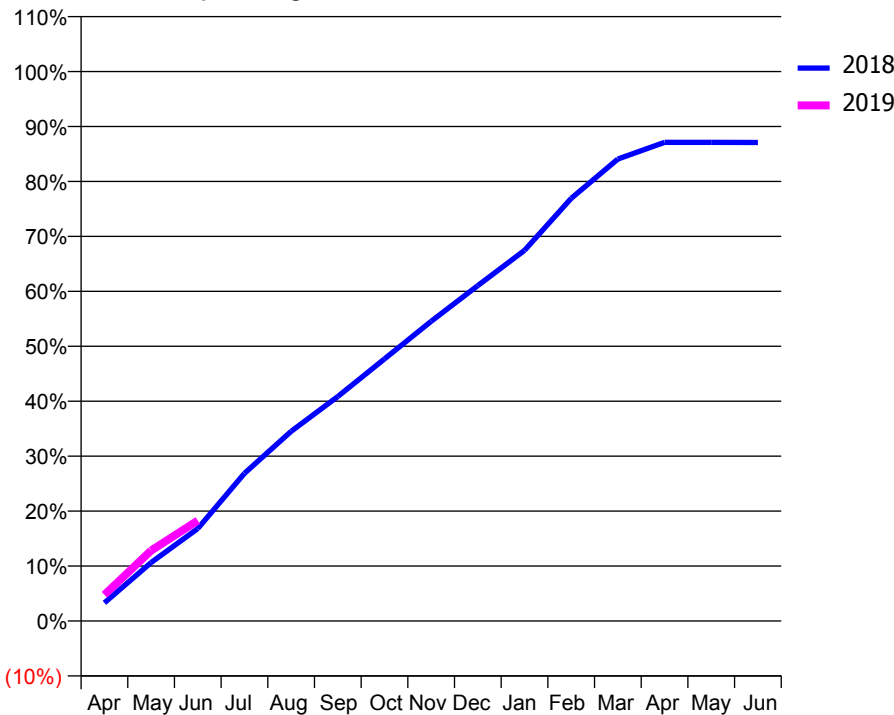
ACCESS*

Patients seen in 24 months	Total	Change since previous quarter
Quarter ending June 2017	9,397	
Quarter ending September 2017	9,290	↓
Quarter ending December 2017	9,230	→
Quarter ending March 2018	9,314	→
Quarter ending June 2018	9,395	→
Variance since June 2017	(0.0%)	→



ACTIVITY

Cumulative percentage of contracted UDA delivered 2018 & 2019



Month	Adjusted Scheduled Activity (UDA)	
	2018	2019
April	1,025	1,480
May	3,302	3,978
June	5,221	5,670
July	8,329	
August	10,699	
September	12,661	
October	14,790	
November	16,904	
December	18,924	
January	20,911	
February	23,846	
March	26,061	
April	27,000	
May	27,001	
June	26,998	

QUALITY

	Quantity	Base Number	Contract	AT	Region	England
% of FP17s for the same patient ID Re-attending within 3 months - Children	28	546	5.1%	9.7%	11.0%	11.5%
% of FP17s for the same patient ID Re-attending within 3 months - Adults	189	2,007	9.4%	13.9%	15.3%	15.4%
% of FP17s for the same patient ID Re-attending between 3 & 9 months - Children	245	546	44.9%	61.6%	61.2%	58.9%
% of FP17s for the same patient ID Re-attending between 3 & 9 months - Adults	710	2,007	35.4%	53.5%	52.9%	51.6%
% of FP17s for Band 1 Urgent Courses	72	2,228	3.2%	9.8%	9.4%	8.9%
% of FP17s Relating to Free Repair or Replacements	14	2,228	0.6%	0.6%	0.7%	0.8%
% of FP17s Relating to Continuations	37	2,228	1.7%	0.9%	0.9%	0.9%
% of Patients satisfied with the dentistry they have received	4	4	N/A	92.3%	93.6%	93.2%
% of Patients satisfied with the time they had to wait for an appointment	4	4	N/A	89.2%	88.8%	88.8%

* This is based on patients treated on this contract for their most recent course of treatment. Figures in italics indicate the base number of FP17s or Patient Questionnaire responses are less than 100. N/A is shown where the base number of responses is less than 10 during the period. % is calculated as Quantity/Base number*100

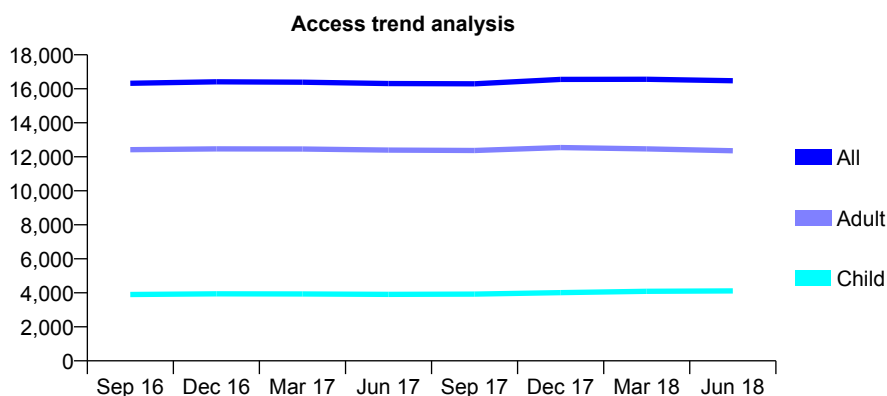
Q70 - Vital Signs At a Glance Contract Report for 101435/0016 - June 2018

Name or company name	IDH Limited
Contract type name	GDS Contract
Purpose of contract	General
Contract start date	01/04/2006
Contract end date	

18/19 Contracted general activity (UDA)	47,133
Carry forward general activity (UDA)	0
18/19 Contracted orthodontic activity (UOA)	0
Carry forward orthodontic activity (UOA)	0
Baseline contract value	£1,052,675.21

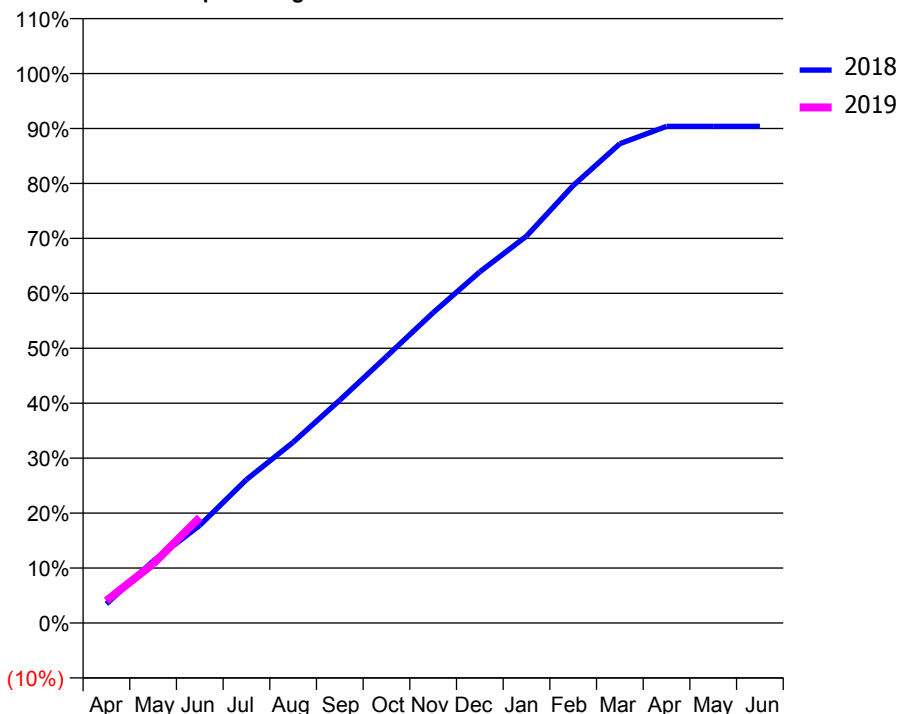
ACCESS*

Patients seen in 24 months	Total	Change since previous quarter
Quarter ending June 2017	16,306	
Quarter ending September 2017	16,297	→
Quarter ending December 2017	16,553	→
Quarter ending March 2018	16,558	→
Quarter ending June 2018	16,472	→
Variance since June 2017	1.0%	→



ACTIVITY

Cumulative percentage of contracted UDA delivered 2018 & 2019



Adjusted Scheduled Activity (UDA)

Month	2018	2019
April	1,643	1,912
May	5,315	5,067
June	8,380	9,050
July	12,305	
August	15,505	
September	19,121	
October	22,859	
November	26,622	
December	30,126	
January	33,186	
February	37,524	
March	41,110	
April	42,597	
May	42,596	
June	42,596	

QUALITY

	Quantity	Base Number	Contract	AT	Region	England
% of FP17s for the same patient ID Re-attending within 3 months - Children	65	1,454	4.5%	9.7%	11.0%	11.5%
% of FP17s for the same patient ID Re-attending within 3 months - Adults	331	3,652	9.1%	13.9%	15.3%	15.4%
% of FP17s for the same patient ID Re-attending between 3 & 9 months - Children	864	1,454	59.4%	61.6%	61.2%	58.9%
% of FP17s for the same patient ID Re-attending between 3 & 9 months - Adults	1,970	3,652	53.9%	53.5%	52.9%	51.6%
% of FP17s for Band 1 Urgent Courses	172	4,464	3.9%	9.8%	9.4%	8.9%
% of FP17s Relating to Free Repair or Replacements	13	4,464	0.3%	0.6%	0.7%	0.8%
% of FP17s Relating to Continuations	47	4,464	1.1%	0.9%	0.9%	0.9%
% of Patients satisfied with the dentistry they have received	10	10	100.0%	92.3%	93.6%	93.2%
% of Patients satisfied with the time they had to wait for an appointment	8	10	80.0%	89.2%	88.8%	88.8%

* This is based on patients treated on this contract for their most recent course of treatment. Figures in italics indicate the base number of FP17s or Patient Questionnaire responses are less than 100. N/A is shown where the base number of responses is less than 10 during the period. % is calculated as Quantity/Base number*100

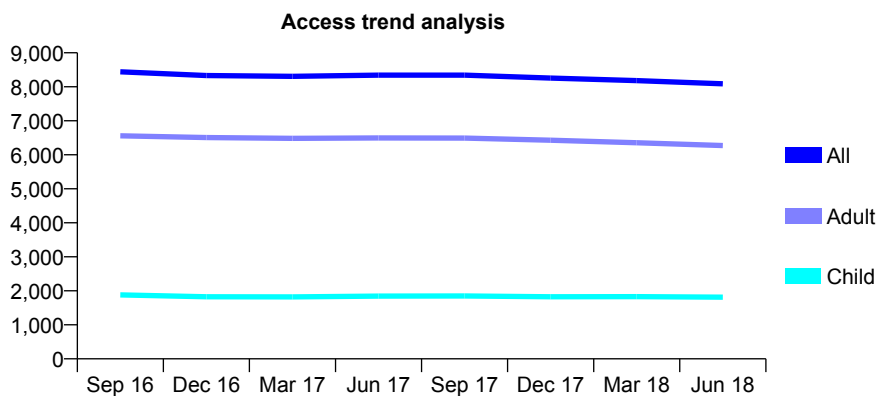
Q70 - Vital Signs At a Glance Contract Report for 101435/0022 - June 2018

Name or company name	IDH Limited
Contract type name	GDS Contract
Purpose of contract	General
Contract start date	01/04/2006
Contract end date	

18/19 Contracted general activity (UDA)	23,473
Carry forward general activity (UDA)	0
18/19 Contracted orthodontic activity (UOA)	0
Carry forward orthodontic activity (UOA)	0
Baseline contract value	£560,631.66

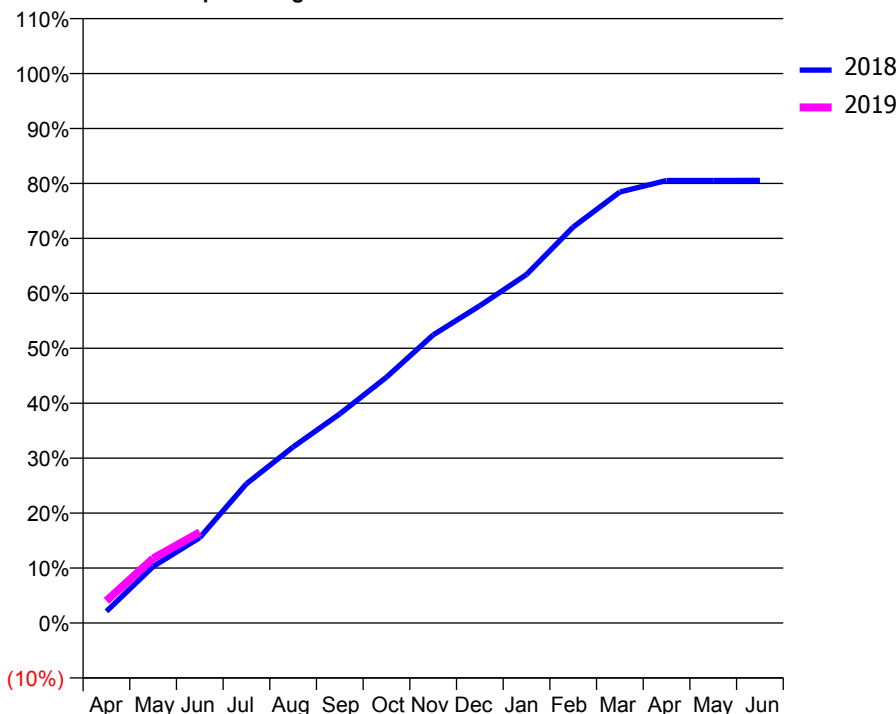
ACCESS*

Patients seen in 24 months	Total	Change since previous quarter
Quarter ending June 2017	8,342	
Quarter ending September 2017	8,343	→
Quarter ending December 2017	8,255	↓
Quarter ending March 2018	8,183	→
Quarter ending June 2018	8,089	↓
Variance since June 2017	(3.0%)	↓



ACTIVITY

Cumulative percentage of contracted UDA delivered 2018 & 2019



Adjusted Scheduled Activity (UDA)

Month	2018	2019
April	497	949
May	2,414	2,761
June	3,646	3,874
July	5,949	
August	7,521	
September	8,932	
October	10,502	
November	12,308	
December	13,556	
January	14,885	
February	16,914	
March	18,414	
April	18,902	
May	18,906	
June	18,907	

QUALITY

	Quantity	Base Number	Contract	AT	Region	England
% of FP17s for the same patient ID Re-attending within 3 months - Children	16	485	3.3%	9.7%	11.0%	11.5%
% of FP17s for the same patient ID Re-attending within 3 months - Adults	161	1,597	10.1%	13.9%	15.3%	15.4%
% of FP17s for the same patient ID Re-attending between 3 & 9 months - Children	165	485	34.0%	61.6%	61.2%	58.9%
% of FP17s for the same patient ID Re-attending between 3 & 9 months - Adults	458	1,597	28.7%	53.5%	52.9%	51.6%
% of FP17s for Band 1 Urgent Courses	129	1,846	7.0%	9.8%	9.4%	8.9%
% of FP17s Relating to Free Repair or Replacements	8	1,846	0.4%	0.6%	0.7%	0.8%
% of FP17s Relating to Continuations	18	1,846	1.0%	0.9%	0.9%	0.9%
% of Patients satisfied with the dentistry they have received	1	2	N/A	92.3%	93.6%	93.2%
% of Patients satisfied with the time they had to wait for an appointment	1	2	N/A	89.2%	88.8%	88.8%

* This is based on patients treated on this contract for their most recent course of treatment. Figures in italics indicate the base number of FP17s or Patient Questionnaire responses are less than 100. N/A is shown where the base number of responses is less than 10 during the period. % is calculated as Quantity/Base number*100

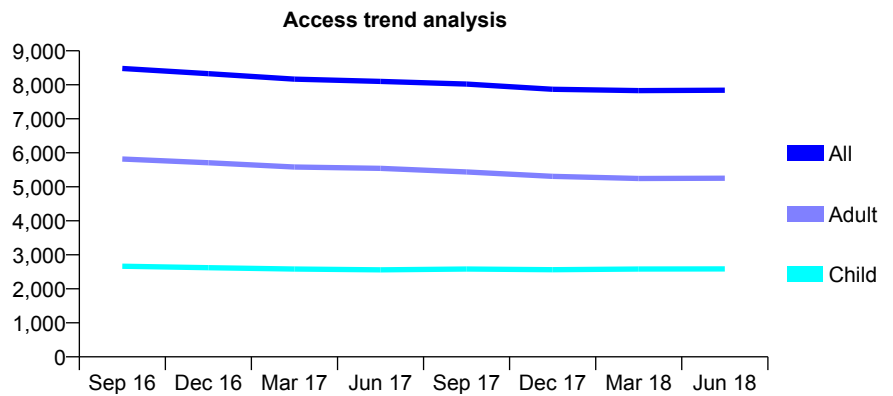
Q70 - Vital Signs At a Glance Contract Report for 101435/0023 - June 2018

Name or company name	IDH Limited
Contract type name	GDS Contract
Purpose of contract	General
Contract start date	01/04/2006
Contract end date	

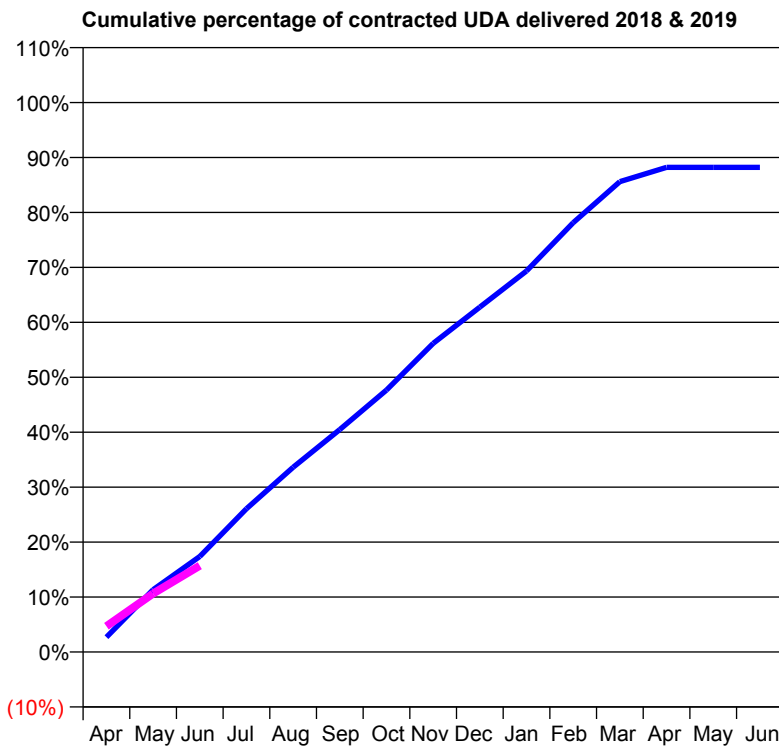
18/19 Contracted general activity (UDA)	21,343
Carry forward general activity (UDA)	0
18/19 Contracted orthodontic activity (UOA)	0
Carry forward orthodontic activity (UOA)	0
Baseline contract value	£614,436.14

ACCESS*

Patients seen in 24 months	Total	Change since previous quarter
Quarter ending June 2017	8,101	
Quarter ending September 2017	8,020	→
Quarter ending December 2017	7,870	↓
Quarter ending March 2018	7,830	→
Quarter ending June 2018	7,841	→
Variance since June 2017	(3.2%)	↓



ACTIVITY



Month	Adjusted Scheduled Activity (UDA)	
	2018	2019
April	578	1,003
May	2,421	2,271
June	3,709	3,352
July	5,565	
August	7,176	
September	8,641	
October	10,176	
November	11,986	
December	13,395	
January	14,799	
February	16,673	
March	18,272	
April	18,826	
May	18,826	
June	18,825	

QUALITY

	Quantity	Base Number	Contract	AT	Region	England
% of FP17s for the same patient ID Re-attending within 3 months - Children	25	717	3.5%	9.7%	11.0%	11.5%
% of FP17s for the same patient ID Re-attending within 3 months - Adults	74	1,211	6.1%	13.9%	15.3%	15.4%
% of FP17s for the same patient ID Re-attending between 3 & 9 months - Children	370	717	51.6%	61.6%	61.2%	58.9%
% of FP17s for the same patient ID Re-attending between 3 & 9 months - Adults	620	1,211	51.2%	53.5%	52.9%	51.6%
% of FP17s for Band 1 Urgent Courses	52	1,689	3.1%	9.8%	9.4%	8.9%
% of FP17s Relating to Free Repair or Replacements	3	1,689	0.2%	0.6%	0.7%	0.8%
% of FP17s Relating to Continuations	15	1,689	0.9%	0.9%	0.9%	0.9%
% of Patients satisfied with the dentistry they have received	5	5	N/A	92.3%	93.6%	93.2%
% of Patients satisfied with the time they had to wait for an appointment	5	5	N/A	89.2%	88.8%	88.8%

* This is based on patients treated on this contract for their most recent course of treatment. Figures in italics indicate the base number of FP17s or Patient Questionnaire responses are less than 100. N/A is shown where the base number of responses is less than 10 during the period. % is calculated as Quantity/Base number*100

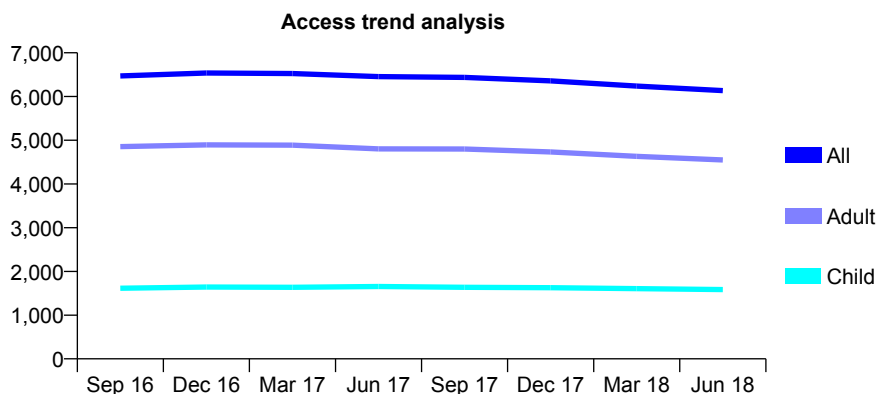
Q70 - Vital Signs At a Glance Contract Report for 101435/0024 - June 2018

Name or company name	IDH Limited
Contract type name	GDS Contract
Purpose of contract	General
Contract start date	01/04/2006
Contract end date	

18/19 Contracted general activity (UDA)	16,619
Carry forward general activity (UDA)	0
18/19 Contracted orthodontic activity (UOA)	0
Carry forward orthodontic activity (UOA)	0
Baseline contract value	£363,719.57

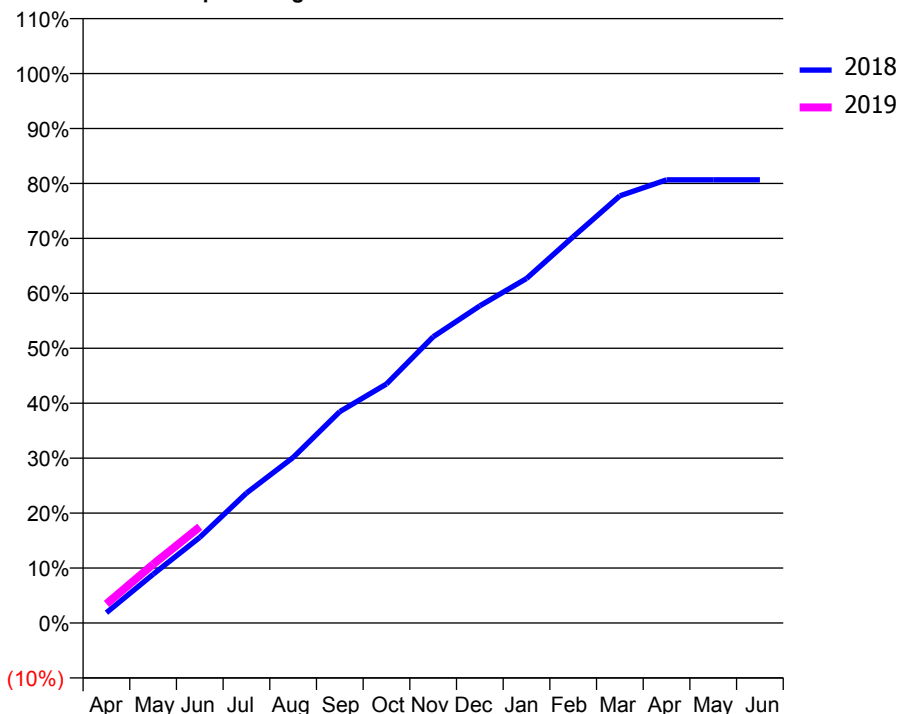
ACCESS*

Patients seen in 24 months	Total	Change since previous quarter
Quarter ending June 2017	6,457	
Quarter ending September 2017	6,437	→
Quarter ending December 2017	6,359	↓
Quarter ending March 2018	6,238	↓
Quarter ending June 2018	6,135	↓
Variance since June 2017	(5.0%)	↓



ACTIVITY

Cumulative percentage of contracted UDA delivered 2018 & 2019



Month	Adjusted Scheduled Activity (UDA)	
	2018	2019
April	312	579
May	1,473	1,775
June	2,589	2,909
July	3,931	
August	5,007	
September	6,394	
October	7,228	
November	8,656	
December	9,594	
January	10,420	
February	11,681	
March	12,921	
April	13,405	
May	13,404	
June	13,404	

QUALITY

	Quantity	Base Number	Contract	AT	Region	England
% of FP17s for the same patient ID Re-attending within 3 months - Children	24	472	5.1%	9.7%	11.0%	11.5%
% of FP17s for the same patient ID Re-attending within 3 months - Adults	164	1,219	13.5%	13.9%	15.3%	15.4%
% of FP17s for the same patient ID Re-attending between 3 & 9 months - Children	206	472	43.6%	61.6%	61.2%	58.9%
% of FP17s for the same patient ID Re-attending between 3 & 9 months - Adults	424	1,219	34.8%	53.5%	52.9%	51.6%
% of FP17s for Band 1 Urgent Courses	136	1,460	9.3%	9.8%	9.4%	8.9%
% of FP17s Relating to Free Repair or Replacements	3	1,460	0.2%	0.6%	0.7%	0.8%
% of FP17s Relating to Continuations	14	1,460	1.0%	0.9%	0.9%	0.9%
% of Patients satisfied with the dentistry they have received	3	3	N/A	92.3%	93.6%	93.2%
% of Patients satisfied with the time they had to wait for an appointment	3	3	N/A	89.2%	88.8%	88.8%

* This is based on patients treated on this contract for their most recent course of treatment. Figures in italics indicate the base number of FP17s or Patient Questionnaire responses are less than 100. N/A is shown where the base number of responses is less than 10 during the period. % is calculated as Quantity/Base number*100

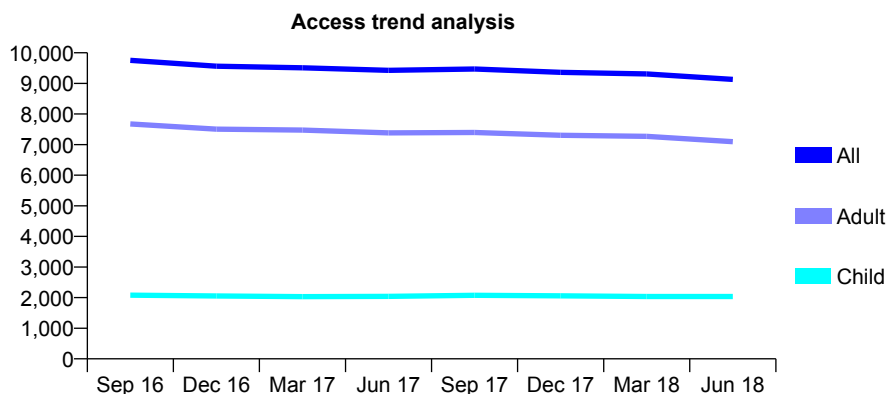
Q70 - Vital Signs At a Glance Contract Report for 101435/0025 - June 2018

Name or company name	IDH Limited
Contract type name	GDS Contract
Purpose of contract	General
Contract start date	01/04/2006
Contract end date	

18/19 Contracted general activity (UDA)	26,500
Carry forward general activity (UDA)	0
18/19 Contracted orthodontic activity (UOA)	0
Carry forward orthodontic activity (UOA)	0
Baseline contract value	£668,137.35

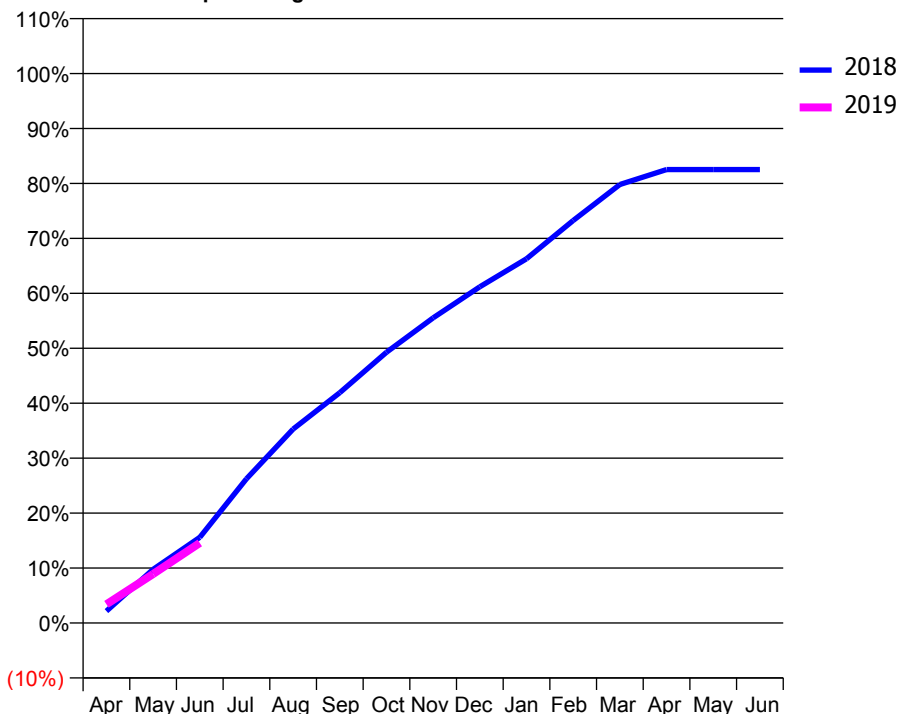
ACCESS*

Patients seen in 24 months	Total	Change since previous quarter
Quarter ending June 2017	9,427	
Quarter ending September 2017	9,472	→
Quarter ending December 2017	9,362	↓
Quarter ending March 2018	9,310	→
Quarter ending June 2018	9,130	↓
Variance since June 2017	(3.2%)	↓



ACTIVITY

Cumulative percentage of contracted UDA delivered 2018 & 2019



Month	Adjusted Scheduled Activity (UDA)	
	2018	2019
April	577	906
May	2,587	2,364
June	4,131	3,861
July	6,952	
August	9,350	
September	11,107	
October	13,058	
November	14,717	
December	16,213	
January	17,566	
February	19,413	
March	21,150	
April	21,868	
May	21,868	
June	21,865	

QUALITY

	Quantity	Base Number	Contract	AT	Region	England
% of FP17s for the same patient ID Re-attending within 3 months - Children	21	605	3.5%	9.7%	11.0%	11.5%
% of FP17s for the same patient ID Re-attending within 3 months - Adults	183	1,828	10.0%	13.9%	15.3%	15.4%
% of FP17s for the same patient ID Re-attending between 3 & 9 months - Children	310	605	51.2%	61.6%	61.2%	58.9%
% of FP17s for the same patient ID Re-attending between 3 & 9 months - Adults	819	1,828	44.8%	53.5%	52.9%	51.6%
% of FP17s for Band 1 Urgent Courses	146	2,069	7.1%	9.8%	9.4%	8.9%
% of FP17s Relating to Free Repair or Replacements	15	2,069	0.7%	0.6%	0.7%	0.8%
% of FP17s Relating to Continuations	24	2,069	1.2%	0.9%	0.9%	0.9%
% of Patients satisfied with the dentistry they have received	7	7	N/A	92.3%	93.6%	93.2%
% of Patients satisfied with the time they had to wait for an appointment	7	7	N/A	89.2%	88.8%	88.8%

* This is based on patients treated on this contract for their most recent course of treatment. Figures in italics indicate the base number of FP17s or Patient Questionnaire responses are less than 100. N/A is shown where the base number of responses is less than 10 during the period. % is calculated as Quantity/Base number*100

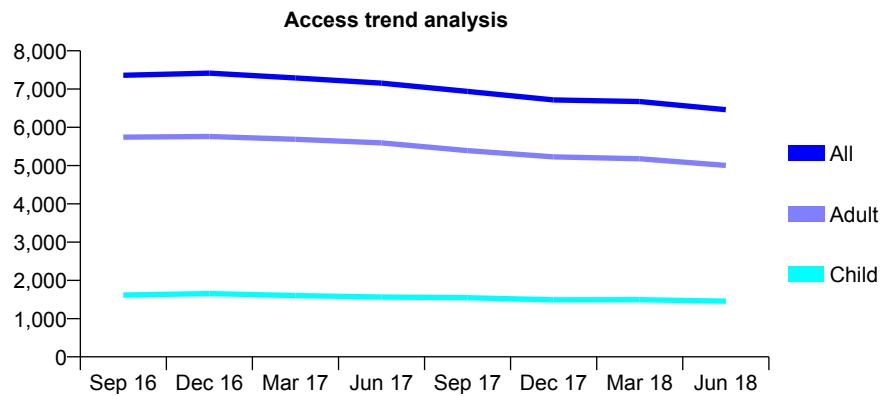
Q70 - Vital Signs At a Glance Contract Report for 101435/0045 - June 2018

Name or company name	IDH Limited
Contract type name	GDS Contract
Purpose of contract	General
Contract start date	02/04/2006
Contract end date	

18/19 Contracted general activity (UDA)	24,500
Carry forward general activity (UDA)	0
18/19 Contracted orthodontic activity (UOA)	0
Carry forward orthodontic activity (UOA)	0
Baseline contract value	£569,514.29

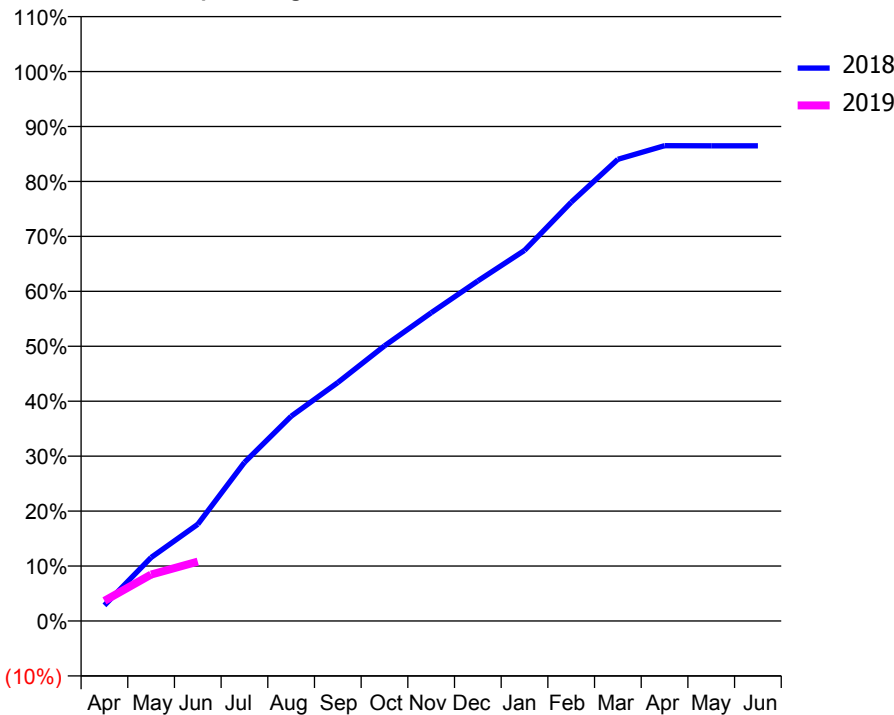
ACCESS*

Patients seen in 24 months	Total	Change since previous quarter
Quarter ending June 2017	7,156	
Quarter ending September 2017	6,937	↓
Quarter ending December 2017	6,716	↓
Quarter ending March 2018	6,672	→
Quarter ending June 2018	6,462	↓
Variance since June 2017	(9.7%)	↓



ACTIVITY

Cumulative percentage of contracted UDA delivered 2018 & 2019



Month	Adjusted Scheduled Activity (UDA)	
	2018	2019
April	699	901
May	2,834	2,069
June	4,313	2,646
July	7,074	
August	9,128	
September	10,636	
October	12,267	
November	13,744	
December	15,165	
January	16,526	
February	18,669	
March	20,587	
April	21,195	
May	21,189	
June	21,189	

QUALITY

	Quantity	Base Number	Contract	AT	Region	England
% of FP17s for the same patient ID Re-attending within 3 months - Children	17	315	5.4%	9.7%	11.0%	11.5%
% of FP17s for the same patient ID Re-attending within 3 months - Adults	137	1,039	13.2%	13.9%	15.3%	15.4%
% of FP17s for the same patient ID Re-attending between 3 & 9 months - Children	146	315	46.3%	61.6%	61.2%	58.9%
% of FP17s for the same patient ID Re-attending between 3 & 9 months - Adults	513	1,039	49.4%	53.5%	52.9%	51.6%
% of FP17s for Band 1 Urgent Courses	120	1,103	10.9%	9.8%	9.4%	8.9%
% of FP17s Relating to Free Repair or Replacements	9	1,103	0.8%	0.6%	0.7%	0.8%
% of FP17s Relating to Continuations	4	1,103	0.4%	0.9%	0.9%	0.9%
% of Patients satisfied with the dentistry they have received	2	2	N/A	92.3%	93.6%	93.2%
% of Patients satisfied with the time they had to wait for an appointment	2	2	N/A	89.2%	88.8%	88.8%

* This is based on patients treated on this contract for their most recent course of treatment. Figures in italics indicate the base number of FP17s or Patient Questionnaire responses are less than 100. N/A is shown where the base number of responses is less than 10 during the period. % is calculated as Quantity/Base number*100

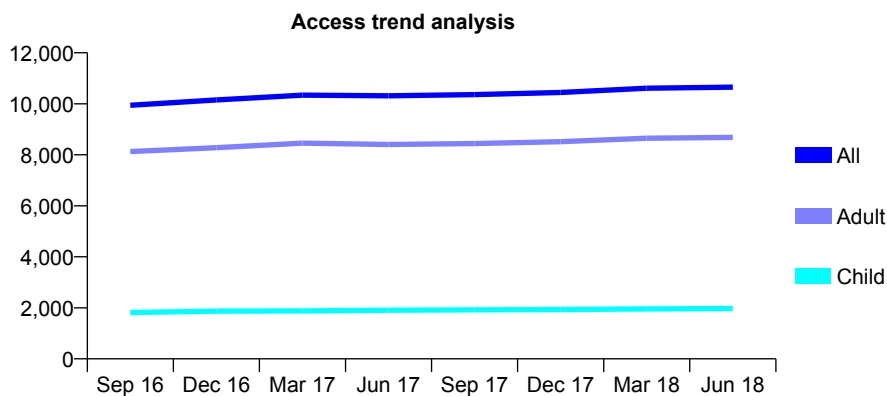
Q70 - Vital Signs At a Glance Contract Report for 101435/0046 - June 2018

Name or company name	IDH Limited
Contract type name	GDS Contract
Purpose of contract	General
Contract start date	16/10/2006
Contract end date	

18/19 Contracted general activity (UDA)	28,000
Carry forward general activity (UDA)	0
18/19 Contracted orthodontic activity (UOA)	0
Carry forward orthodontic activity (UOA)	0
Baseline contract value	£677,983.61

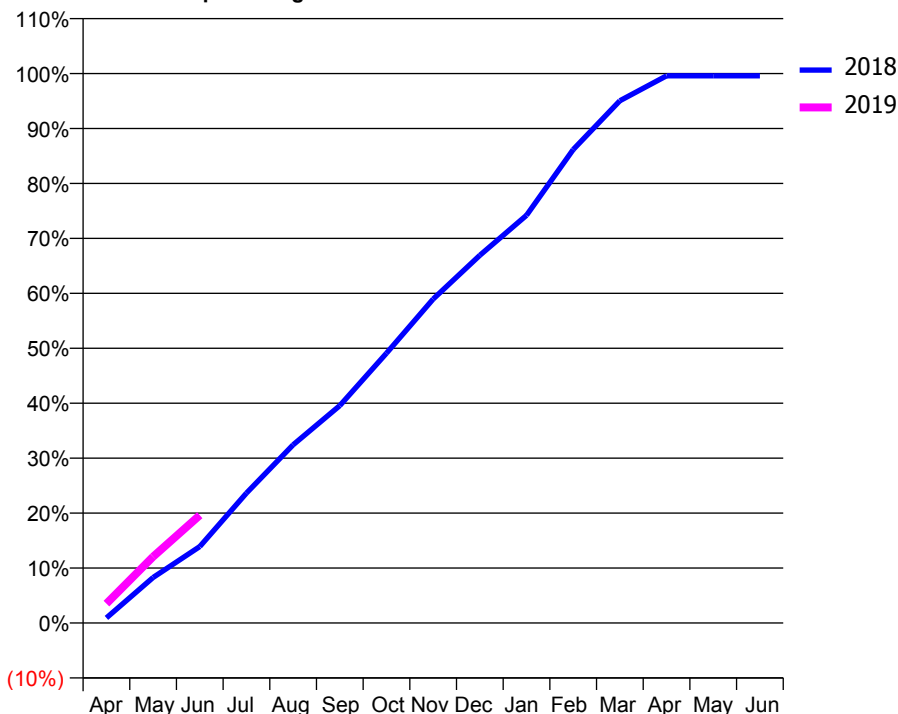
ACCESS*

Patients seen in 24 months	Total	Change since previous quarter
Quarter ending June 2017	10,312	
Quarter ending September 2017	10,363	→
Quarter ending December 2017	10,446	→
Quarter ending March 2018	10,610	→
Quarter ending June 2018	10,656	→
Variance since June 2017	3.3%	↑



ACTIVITY

Cumulative percentage of contracted UDA delivered 2018 & 2019



Month	Adjusted Scheduled Activity (UDA)	
	2018	2019
April	260	991
May	2,320	3,382
June	3,895	5,492
July	6,619	
August	9,080	
September	11,082	
October	13,751	
November	16,505	
December	18,735	
January	20,778	
February	24,128	
March	26,610	
April	27,883	
May	27,881	
June	27,880	

QUALITY

	Quantity	Base Number	Contract	AT	Region	England
% of FP17s for the same patient ID Re-attending within 3 months - Children	29	604	4.8%	9.7%	11.0%	11.5%
% of FP17s for the same patient ID Re-attending within 3 months - Adults	350	2,569	13.6%	13.9%	15.3%	15.4%
% of FP17s for the same patient ID Re-attending between 3 & 9 months - Children	345	604	57.1%	61.6%	61.2%	58.9%
% of FP17s for the same patient ID Re-attending between 3 & 9 months - Adults	1,249	2,569	48.6%	53.5%	52.9%	51.6%
% of FP17s for Band 1 Urgent Courses	271	2,673	10.1%	9.8%	9.4%	8.9%
% of FP17s Relating to Free Repair or Replacements	8	2,673	0.3%	0.6%	0.7%	0.8%
% of FP17s Relating to Continuations	67	2,673	2.5%	0.9%	0.9%	0.9%
% of Patients satisfied with the dentistry they have received	9	9	N/A	92.3%	93.6%	93.2%
% of Patients satisfied with the time they had to wait for an appointment	4	9	N/A	89.2%	88.8%	88.8%

* This is based on patients treated on this contract for their most recent course of treatment. Figures in italics indicate the base number of FP17s or Patient Questionnaire responses are less than 100. N/A is shown where the base number of responses is less than 10 during the period. % is calculated as Quantity/Base number*100

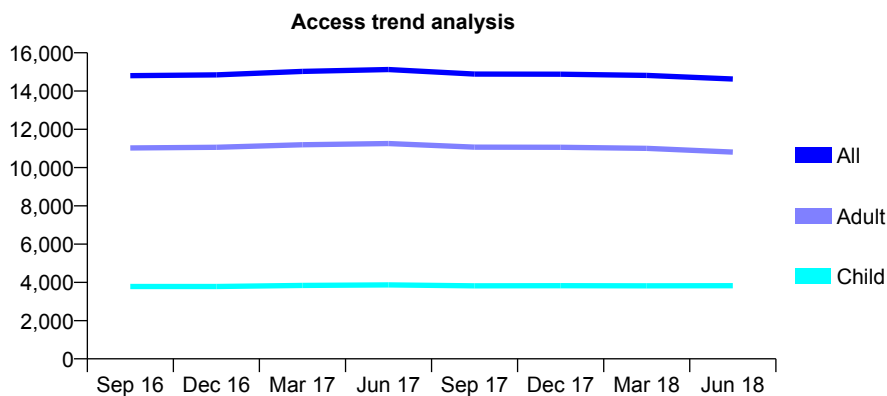
Q70 - Vital Signs At a Glance Contract Report for 101435/0058 - June 2018

Name or company name	IDH Limited
Contract type name	GDS Contract
Purpose of contract	General
Contract start date	01/03/2007
Contract end date	

18/19 Contracted general activity (UDA)	45,500
Carry forward general activity (UDA)	0
18/19 Contracted orthodontic activity (UOA)	0
Carry forward orthodontic activity (UOA)	0
Baseline contract value	£1,053,484.08

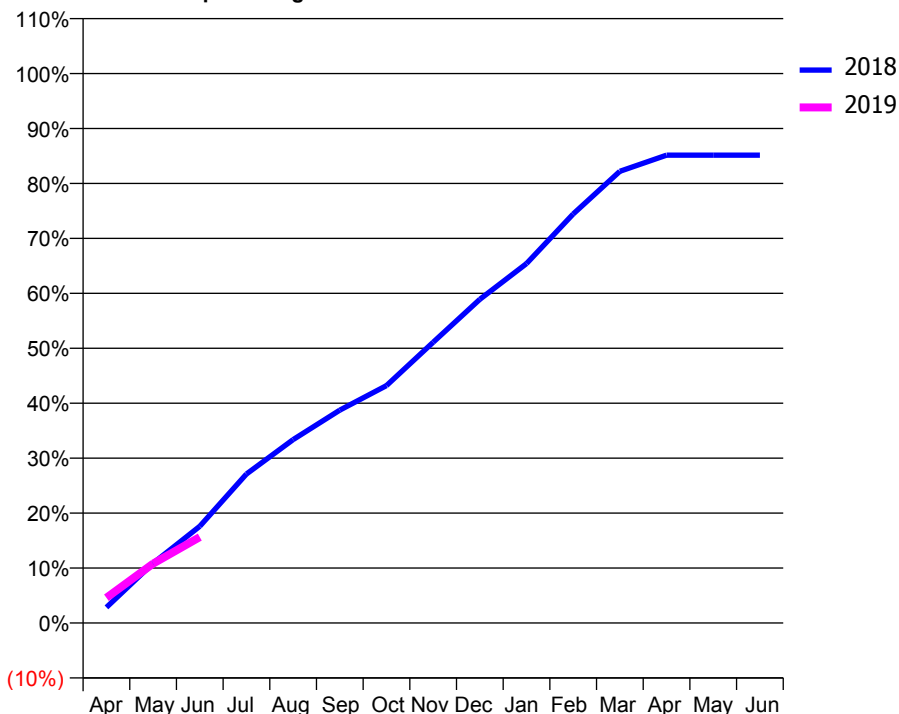
ACCESS*

Patients seen in 24 months	Total	Change since previous quarter
Quarter ending June 2017	15,122	
Quarter ending September 2017	14,885	↓
Quarter ending December 2017	14,880	→
Quarter ending March 2018	14,821	→
Quarter ending June 2018	14,631	↓
Variance since June 2017	(3.2%)	↓



ACTIVITY

Cumulative percentage of contracted UDA delivered 2018 & 2019



Month	Adjusted Scheduled Activity (UDA)	
	2018	2019
April	1,297	2,093
May	4,951	4,924
June	8,012	7,119
July	12,336	
August	15,192	
September	17,627	
October	19,664	
November	23,249	
December	26,804	
January	29,757	
February	33,867	
March	37,402	
April	38,738	
May	38,738	
June	38,741	

QUALITY

	Quantity	Base Number	Contract	AT	Region	England
% of FP17s for the same patient ID Re-attending within 3 months - Children	74	1,090	6.8%	9.7%	11.0%	11.5%
% of FP17s for the same patient ID Re-attending within 3 months - Adults	288	2,653	10.9%	13.9%	15.3%	15.4%
% of FP17s for the same patient ID Re-attending between 3 & 9 months - Children	534	1,090	49.0%	61.6%	61.2%	58.9%
% of FP17s for the same patient ID Re-attending between 3 & 9 months - Adults	1,141	2,653	43.0%	53.5%	52.9%	51.6%
% of FP17s for Band 1 Urgent Courses	390	3,196	12.2%	9.8%	9.4%	8.9%
% of FP17s Relating to Free Repair or Replacements	6	3,196	0.2%	0.6%	0.7%	0.8%
% of FP17s Relating to Continuations	35	3,196	1.1%	0.9%	0.9%	0.9%
% of Patients satisfied with the dentistry they have received	6	6	N/A	92.3%	93.6%	93.2%
% of Patients satisfied with the time they had to wait for an appointment	6	6	N/A	89.2%	88.8%	88.8%

* This is based on patients treated on this contract for their most recent course of treatment. Figures in italics indicate the base number of FP17s or Patient Questionnaire responses are less than 100. N/A is shown where the base number of responses is less than 10 during the period. % is calculated as Quantity/Base number*100

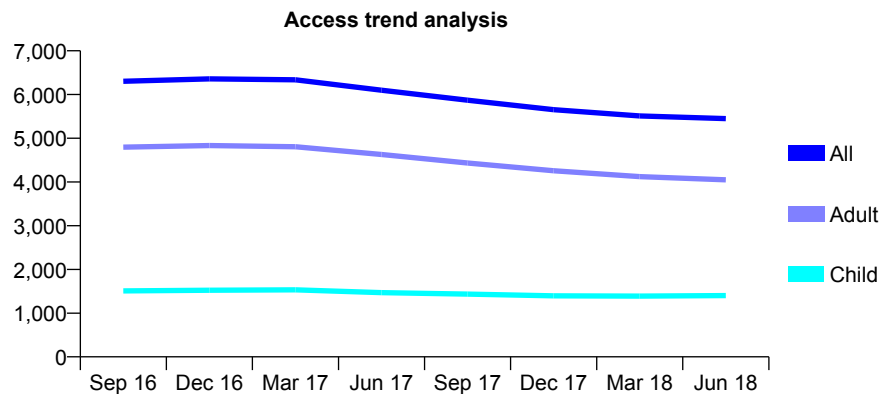
Q70 - Vital Signs At a Glance Contract Report for 101435/0079 - June 2018

Name or company name	IDH Limited
Contract type name	GDS Contract
Purpose of contract	General
Contract start date	02/01/2008
Contract end date	

18/19 Contracted general activity (UDA)	17,000
Carry forward general activity (UDA)	0
18/19 Contracted orthodontic activity (UOA)	0
Carry forward orthodontic activity (UOA)	0
Baseline contract value	£413,665.69

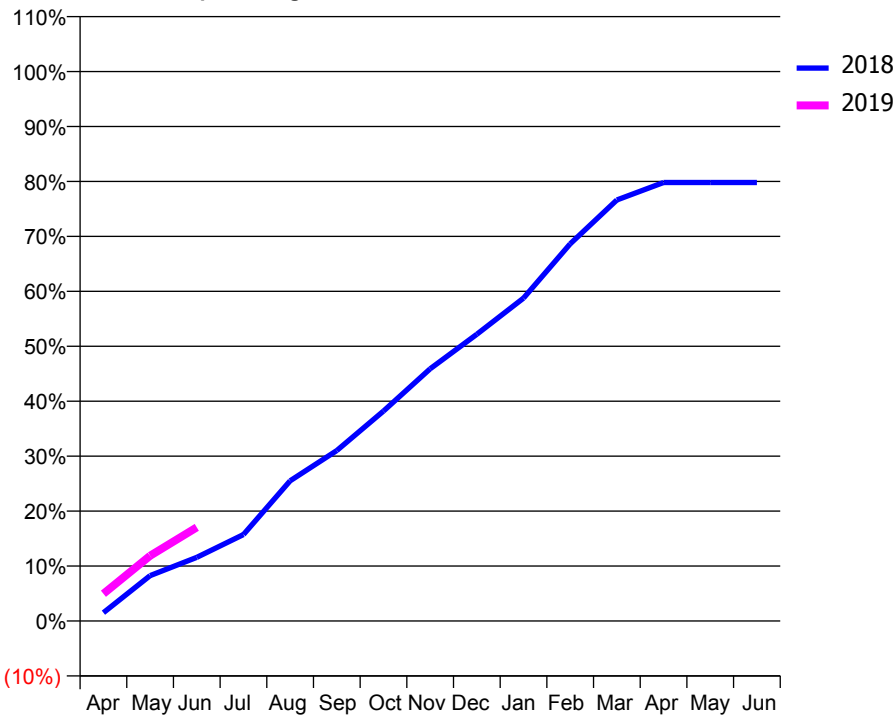
ACCESS*

Patients seen in 24 months	Total	Change since previous quarter
Quarter ending June 2017	6,098	
Quarter ending September 2017	5,870	↓
Quarter ending December 2017	5,653	↓
Quarter ending March 2018	5,511	↓
Quarter ending June 2018	5,448	↓
Variance since June 2017	(10.7%)	↓



ACTIVITY

Cumulative percentage of contracted UDA delivered 2018 & 2019



Month	Adjusted Scheduled Activity (UDA)	
	2018	2019
April	259	843
May	1,403	2,021
June	1,969	2,898
July	2,676	
August	4,337	
September	5,275	
October	6,497	
November	7,801	
December	8,873	
January	9,988	
February	11,670	
March	13,025	
April	13,567	
May	13,567	
June	13,567	

QUALITY

	Quantity	Base Number	Contract	AT	Region	England
% of FP17s for the same patient ID Re-attending within 3 months - Children	23	460	5.0%	9.7%	11.0%	11.5%
% of FP17s for the same patient ID Re-attending within 3 months - Adults	159	1,298	12.2%	13.9%	15.3%	15.4%
% of FP17s for the same patient ID Re-attending between 3 & 9 months - Children	264	460	57.4%	61.6%	61.2%	58.9%
% of FP17s for the same patient ID Re-attending between 3 & 9 months - Adults	745	1,298	57.4%	53.5%	52.9%	51.6%
% of FP17s for Band 1 Urgent Courses	128	1,526	8.4%	9.8%	9.4%	8.9%
% of FP17s Relating to Free Repair or Replacements	15	1,526	1.0%	0.6%	0.7%	0.8%
% of FP17s Relating to Continuations	18	1,526	1.2%	0.9%	0.9%	0.9%
% of Patients satisfied with the dentistry they have received	5	5	N/A	92.3%	93.6%	93.2%
% of Patients satisfied with the time they had to wait for an appointment	5	5	N/A	89.2%	88.8%	88.8%

* This is based on patients treated on this contract for their most recent course of treatment. Figures in italics indicate the base number of FP17s or Patient Questionnaire responses are less than 100. N/A is shown where the base number of responses is less than 10 during the period. % is calculated as Quantity/Base number*100

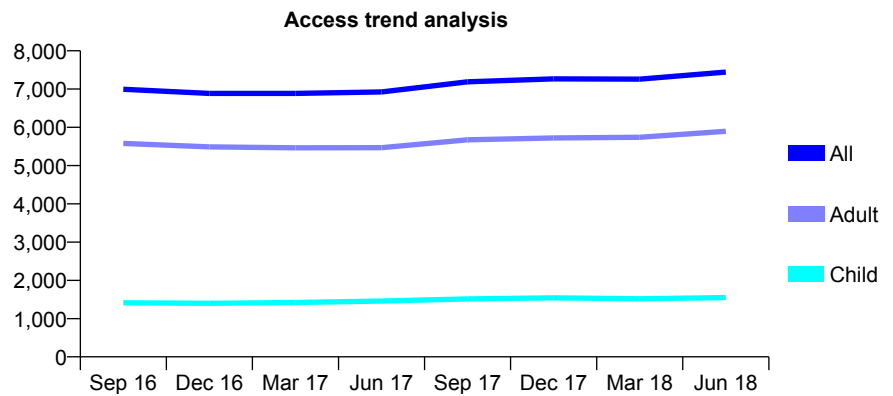
Q70 - Vital Signs At a Glance Contract Report for 101435/0092 - June 2018

Name or company name	IDH Limited
Contract type name	GDS Contract
Purpose of contract	General
Contract start date	01/04/2008
Contract end date	

18/19 Contracted general activity (UDA)	22,500
Carry forward general activity (UDA)	0
18/19 Contracted orthodontic activity (UOA)	0
Carry forward orthodontic activity (UOA)	0
Baseline contract value	£544,808.25

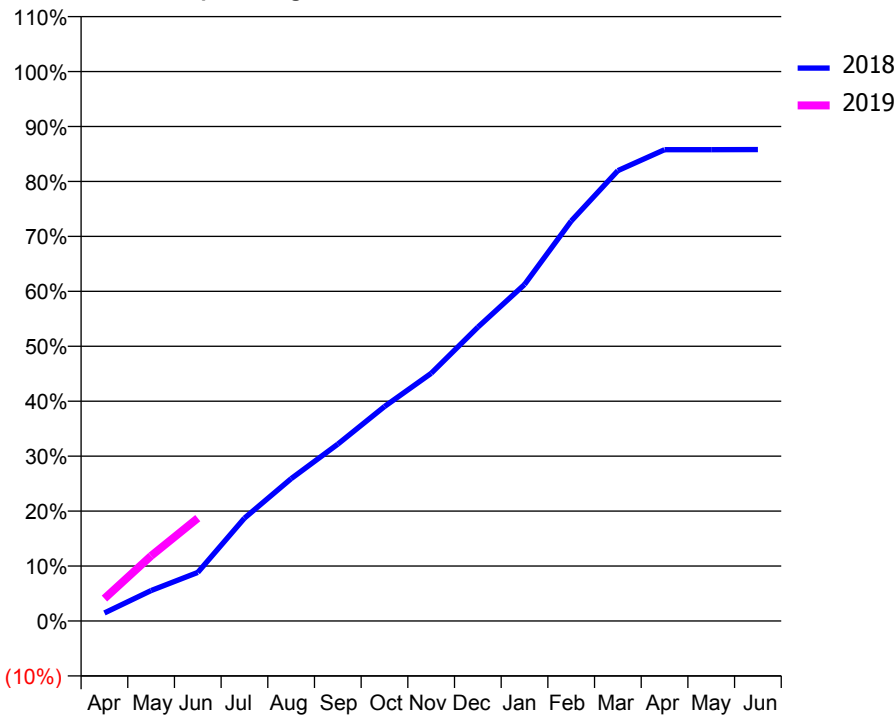
ACCESS*

Patients seen in 24 months	Total	Change since previous quarter
Quarter ending June 2017	6,926	
Quarter ending September 2017	7,190	↑
Quarter ending December 2017	7,267	→
Quarter ending March 2018	7,260	→
Quarter ending June 2018	7,444	↑
Variance since June 2017	7.5%	↑



ACTIVITY

Cumulative percentage of contracted UDA delivered 2018 & 2019



Month	Adjusted Scheduled Activity (UDA)	
	2018	2019
April	329	921
May	1,250	2,670
June	1,989	4,210
July	4,210	
August	5,829	
September	7,242	
October	8,780	
November	10,143	
December	12,031	
January	13,779	
February	16,379	
March	18,440	
April	19,296	
May	19,296	
June	19,303	

QUALITY

	Quantity	Base Number	Contract	AT	Region	England
% of FP17s for the same patient ID Re-attending within 3 months - Children	12	587	2.0%	9.7%	11.0%	11.5%
% of FP17s for the same patient ID Re-attending within 3 months - Adults	198	1,917	10.3%	13.9%	15.3%	15.4%
% of FP17s for the same patient ID Re-attending between 3 & 9 months - Children	358	587	61.0%	61.6%	61.2%	58.9%
% of FP17s for the same patient ID Re-attending between 3 & 9 months - Adults	914	1,917	47.7%	53.5%	52.9%	51.6%
% of FP17s for Band 1 Urgent Courses	167	2,120	7.9%	9.8%	9.4%	8.9%
% of FP17s Relating to Free Repair or Replacements	14	2,120	0.7%	0.6%	0.7%	0.8%
% of FP17s Relating to Continuations	15	2,120	0.7%	0.9%	0.9%	0.9%
% of Patients satisfied with the dentistry they have received	3	3	N/A	92.3%	93.6%	93.2%
% of Patients satisfied with the time they had to wait for an appointment	3	3	N/A	89.2%	88.8%	88.8%

* This is based on patients treated on this contract for their most recent course of treatment. Figures in italics indicate the base number of FP17s or Patient Questionnaire responses are less than 100. N/A is shown where the base number of responses is less than 10 during the period. % is calculated as Quantity/Base number*100

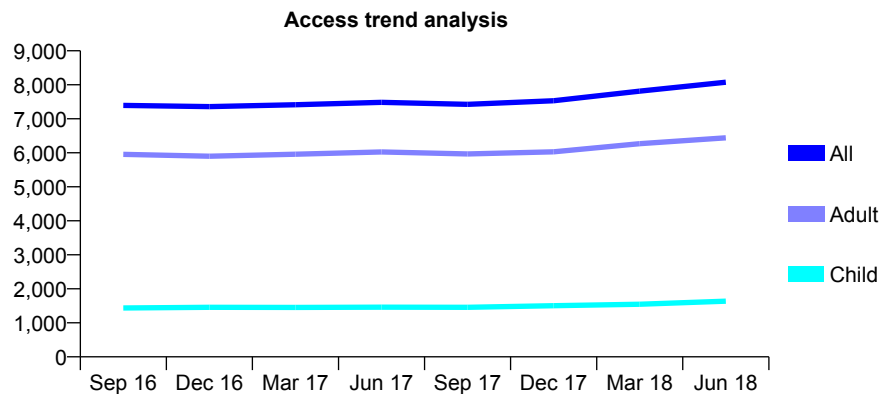
Q70 - Vital Signs At a Glance Contract Report for 101435/0094 - June 2018

Name or company name	IDH Limited
Contract type name	GDS Contract
Purpose of contract	General
Contract start date	01/06/2008
Contract end date	

18/19 Contracted general activity (UDA)	20,873
Carry forward general activity (UDA)	0
18/19 Contracted orthodontic activity (UOA)	0
Carry forward orthodontic activity (UOA)	0
Baseline contract value	£477,445.63

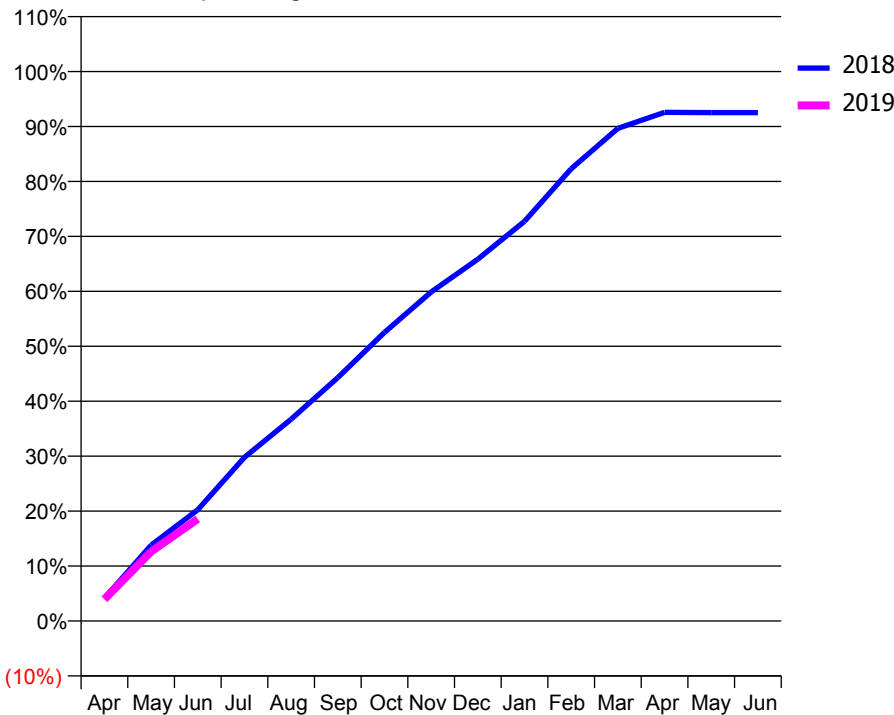
ACCESS*

Patients seen in 24 months	Total	Change since previous quarter
Quarter ending June 2017	7,485	
Quarter ending September 2017	7,425	→
Quarter ending December 2017	7,533	→
Quarter ending March 2018	7,815	↑
Quarter ending June 2018	8,076	↑
Variance since June 2017	7.9%	↑



ACTIVITY

Cumulative percentage of contracted UDA delivered 2018 & 2019



Adjusted Scheduled Activity (UDA)		
Month	2018	2019
April	866	829
May	2,882	2,634
June	4,228	3,875
July	6,217	
August	7,665	
September	9,245	
October	10,965	
November	12,498	
December	13,743	
January	15,184	
February	17,181	
March	18,713	
April	19,323	
May	19,313	
June	19,312	

QUALITY

	Quantity	Base Number	Contract	AT	Region	England
% of FP17s for the same patient ID Re-attending within 3 months - Children	25	533	4.7%	9.7%	11.0%	11.5%
% of FP17s for the same patient ID Re-attending within 3 months - Adults	276	2,047	13.5%	13.9%	15.3%	15.4%
% of FP17s for the same patient ID Re-attending between 3 & 9 months - Children	290	533	54.4%	61.6%	61.2%	58.9%
% of FP17s for the same patient ID Re-attending between 3 & 9 months - Adults	987	2,047	48.2%	53.5%	52.9%	51.6%
% of FP17s for Band 1 Urgent Courses	311	2,237	13.9%	9.8%	9.4%	8.9%
% of FP17s Relating to Free Repair or Replacements	8	2,237	0.4%	0.6%	0.7%	0.8%
% of FP17s Relating to Continuations	8	2,237	0.4%	0.9%	0.9%	0.9%
% of Patients satisfied with the dentistry they have received	3	5	N/A	92.3%	93.6%	93.2%
% of Patients satisfied with the time they had to wait for an appointment	2	5	N/A	89.2%	88.8%	88.8%

* This is based on patients treated on this contract for their most recent course of treatment. Figures in italics indicate the base number of FP17s or Patient Questionnaire responses are less than 100. N/A is shown where the base number of responses is less than 10 during the period. % is calculated as Quantity/Base number*100

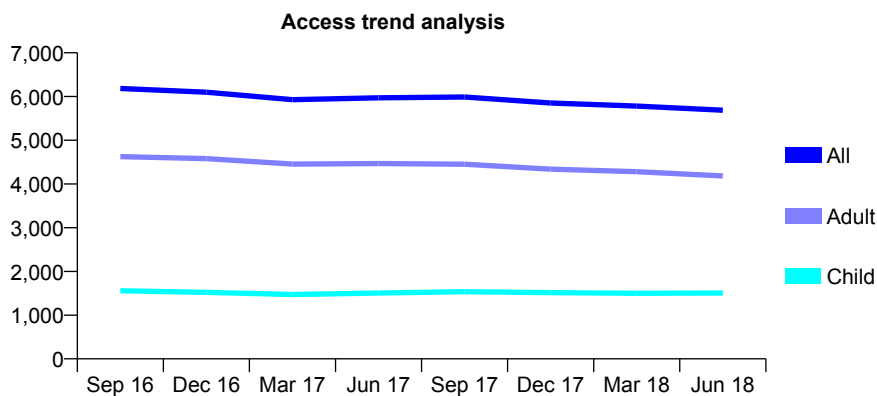
Q70 - Vital Signs At a Glance Contract Report for 101435/0104 - June 2018

Name or company name	IDH Limited
Contract type name	GDS Contract
Purpose of contract	General
Contract start date	01/08/2008
Contract end date	

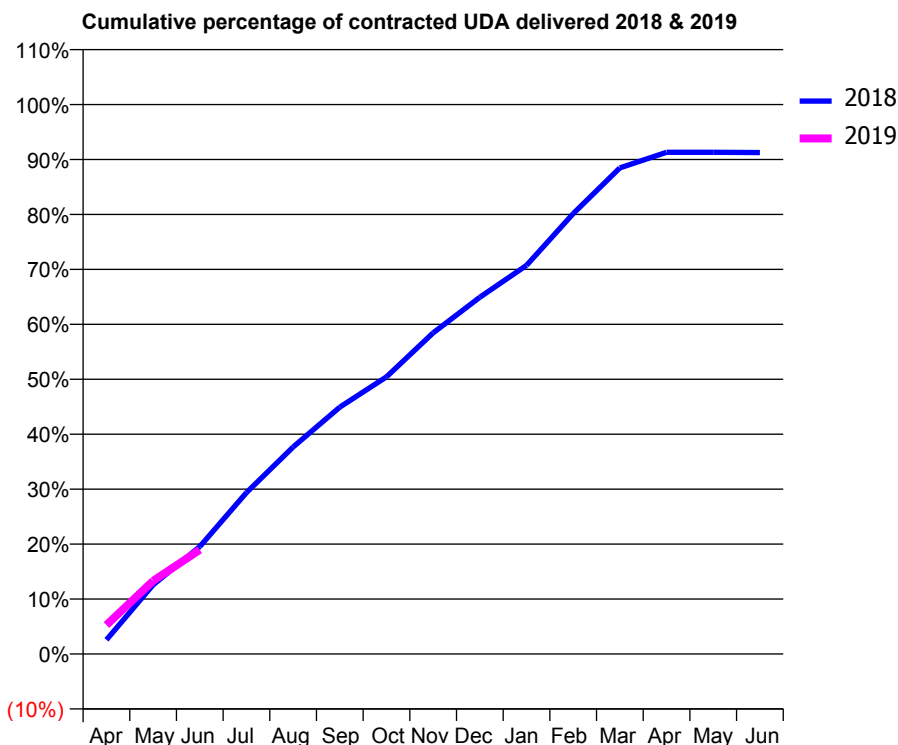
18/19 Contracted general activity (UDA)	18,500
Carry forward general activity (UDA)	0
18/19 Contracted orthodontic activity (UOA)	0
Carry forward orthodontic activity (UOA)	0
Baseline contract value	£454,728.52

ACCESS*

Patients seen in 24 months	Total	Change since previous quarter
Quarter ending June 2017	5,971	
Quarter ending September 2017	5,988	→
Quarter ending December 2017	5,853	↓
Quarter ending March 2018	5,782	↓
Quarter ending June 2018	5,688	↓
Variance since June 2017	(4.7%)	↓



ACTIVITY



Month	Adjusted Scheduled Activity (UDA)	
	2018	2019
April	478	977
May	2,328	2,461
June	3,617	3,506
July	5,435	
August	6,971	
September	8,313	
October	9,332	
November	10,813	
December	12,010	
January	13,084	
February	14,824	
March	16,365	
April	16,891	
May	16,892	
June	16,883	

QUALITY

	Quantity	Base Number	Contract	AT	Region	England
% of FP17s for the same patient ID Re-attending within 3 months - Children	29	581	5.0%	9.7%	11.0%	11.5%
% of FP17s for the same patient ID Re-attending within 3 months - Adults	107	1,215	8.8%	13.9%	15.3%	15.4%
% of FP17s for the same patient ID Re-attending between 3 & 9 months - Children	360	581	62.0%	61.6%	61.2%	58.9%
% of FP17s for the same patient ID Re-attending between 3 & 9 months - Adults	653	1,215	53.7%	53.5%	52.9%	51.6%
% of FP17s for Band 1 Urgent Courses	67	1,554	4.3%	9.8%	9.4%	8.9%
% of FP17s Relating to Free Repair or Replacements	6	1,554	0.4%	0.6%	0.7%	0.8%
% of FP17s Relating to Continuations	22	1,554	1.4%	0.9%	0.9%	0.9%
% of Patients satisfied with the dentistry they have received	0	0	N/A	92.3%	93.6%	93.2%
% of Patients satisfied with the time they had to wait for an appointment	0	0	N/A	89.2%	88.8%	88.8%

* This is based on patients treated on this contract for their most recent course of treatment. Figures in italics indicate the base number of FP17s or Patient Questionnaire responses are less than 100. N/A is shown where the base number of responses is less than 10 during the period. % is calculated as Quantity/Base number*100

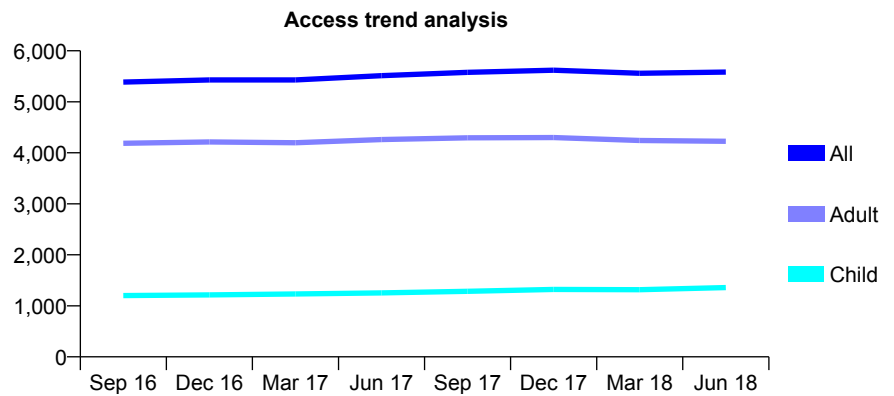
Q70 - Vital Signs At a Glance Contract Report for 101435/0105 - June 2018

Name or company name	IDH Limited
Contract type name	GDS Contract
Purpose of contract	General
Contract start date	01/08/2008
Contract end date	

18/19 Contracted general activity (UDA)	13,500
Carry forward general activity (UDA)	0
18/19 Contracted orthodontic activity (UOA)	0
Carry forward orthodontic activity (UOA)	0
Baseline contract value	£326,767.58

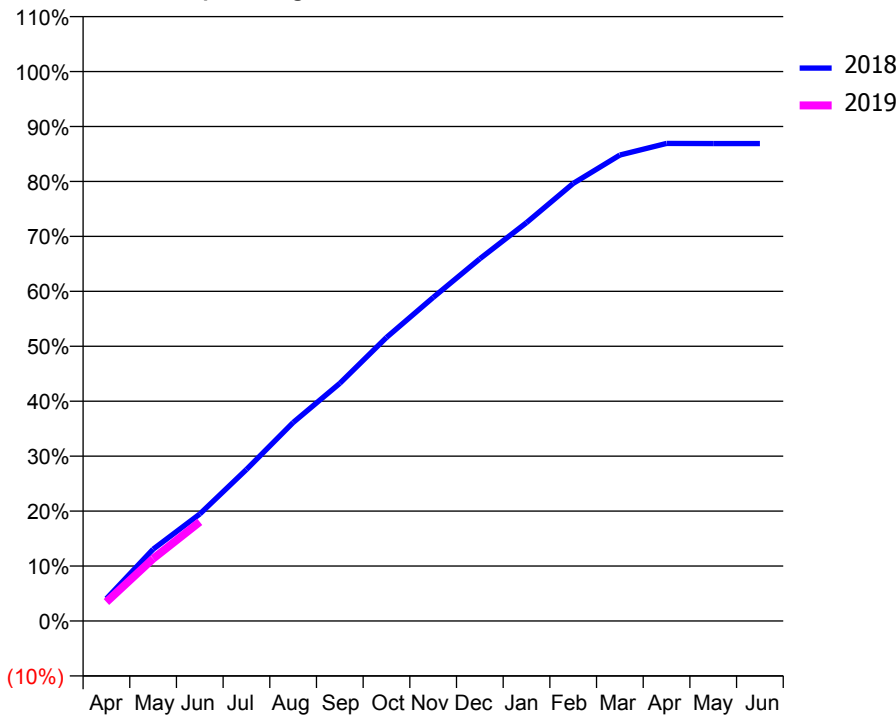
ACCESS*

Patients seen in 24 months	Total	Change since previous quarter
Quarter ending June 2017	5,513	
Quarter ending September 2017	5,579	→
Quarter ending December 2017	5,620	→
Quarter ending March 2018	5,559	↓
Quarter ending June 2018	5,584	→
Variance since June 2017	1.3%	→



ACTIVITY

Cumulative percentage of contracted UDA delivered 2018 & 2019



Adjusted Scheduled Activity (UDA)		
Month	2018	2019
April	548	468
May	1,765	1,532
June	2,628	2,436
July	3,724	
August	4,876	
September	5,840	
October	6,966	
November	7,951	
December	8,899	
January	9,788	
February	10,751	
March	11,449	
April	11,732	
May	11,730	
June	11,730	

QUALITY

	Quantity	Base Number	Contract	AT	Region	England
% of FP17s for the same patient ID Re-attending within 3 months - Children	17	481	3.5%	9.7%	11.0%	11.5%
% of FP17s for the same patient ID Re-attending within 3 months - Adults	111	1,353	8.2%	13.9%	15.3%	15.4%
% of FP17s for the same patient ID Re-attending between 3 & 9 months - Children	265	481	55.1%	61.6%	61.2%	58.9%
% of FP17s for the same patient ID Re-attending between 3 & 9 months - Adults	849	1,353	62.7%	53.5%	52.9%	51.6%
% of FP17s for Band 1 Urgent Courses	103	1,692	6.1%	9.8%	9.4%	8.9%
% of FP17s Relating to Free Repair or Replacements	10	1,692	0.6%	0.6%	0.7%	0.8%
% of FP17s Relating to Continuations	11	1,692	0.7%	0.9%	0.9%	0.9%
% of Patients satisfied with the dentistry they have received	2	2	N/A	92.3%	93.6%	93.2%
% of Patients satisfied with the time they had to wait for an appointment	2	2	N/A	89.2%	88.8%	88.8%

* This is based on patients treated on this contract for their most recent course of treatment. Figures in italics indicate the base number of FP17s or Patient Questionnaire responses are less than 100. N/A is shown where the base number of responses is less than 10 during the period. % is calculated as Quantity/Base number*100

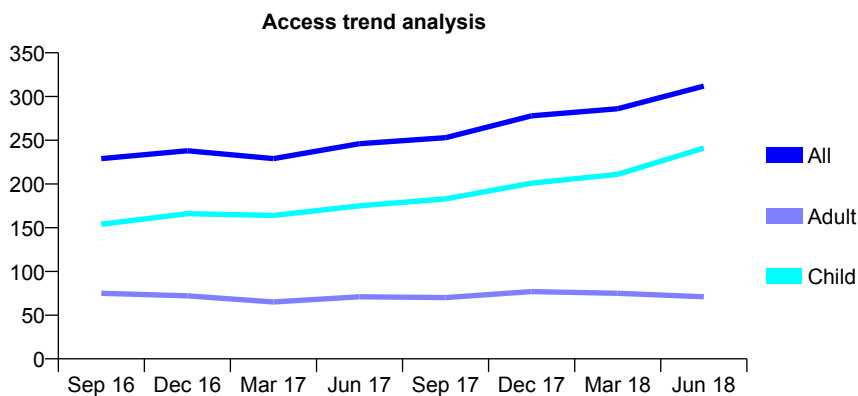
Q70 - Vital Signs At a Glance Contract Report for 101680/0001 - June 2018

Name or company name	Mrs S Robinson
Contract type name	GDS Contract
Purpose of contract	General
Contract start date	01/09/2012
Contract end date	

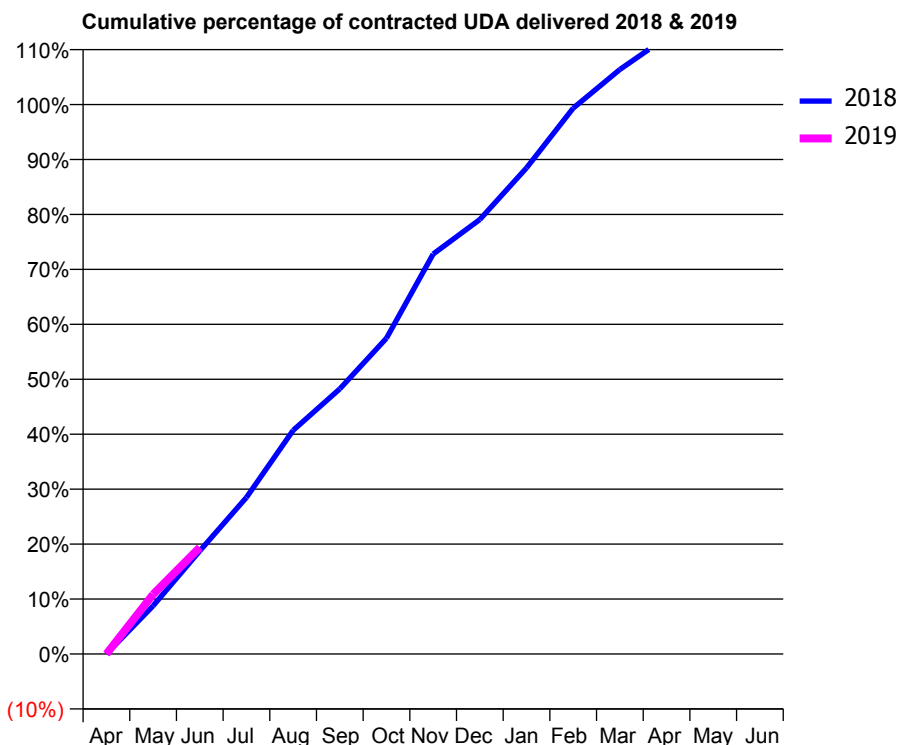
18/19 Contracted general activity (UDA)	600
Carry forward general activity (UDA)	0
18/19 Contracted orthodontic activity (UOA)	0
Carry forward orthodontic activity (UOA)	0
Baseline contract value	£13,128.75

ACCESS*

Patients seen in 24 months	Total	Change since previous quarter
Quarter ending June 2017	246	
Quarter ending September 2017	253	↑
Quarter ending December 2017	278	↑
Quarter ending March 2018	286	↑
Quarter ending June 2018	312	↑
Variance since June 2017	26.8%	↑



ACTIVITY



Month	Adjusted Scheduled Activity (UDA)	
	2018	2019
April	0	0
May	53	65
June	113	116
July	171	
August	244	
September	290	
October	345	
November	437	
December	474	
January	531	
February	596	
March	638	
April	673	
May	682	
June	682	

QUALITY

	Quantity	Base Number	Contract	AT	Region	England
% of FP17s for the same patient ID Re-attending within 3 months - Children	3	109	2.8%	9.7%	11.0%	11.5%
% of FP17s for the same patient ID Re-attending within 3 months - Adults	1	21	4.8%	13.9%	15.3%	15.4%
% of FP17s for the same patient ID Re-attending between 3 & 9 months - Children	59	109	54.1%	61.6%	61.2%	58.9%
% of FP17s for the same patient ID Re-attending between 3 & 9 months - Adults	17	21	81.0%	53.5%	52.9%	51.6%
% of FP17s for Band 1 Urgent Courses	2	96	2.1%	9.8%	9.4%	8.9%
% of FP17s Relating to Free Repair or Replacements	0	96	0.0%	0.6%	0.7%	0.8%
% of FP17s Relating to Continuations	0	96	0.0%	0.9%	0.9%	0.9%
% of Patients satisfied with the dentistry they have received	0	0	N/A	92.3%	93.6%	93.2%
% of Patients satisfied with the time they had to wait for an appointment	0	0	N/A	89.2%	88.8%	88.8%

* This is based on patients treated on this contract for their most recent course of treatment. Figures in italics indicate the base number of FP17s or Patient Questionnaire responses are less than 100. N/A is shown where the base number of responses is less than 10 during the period. % is calculated as Quantity/Base number*100

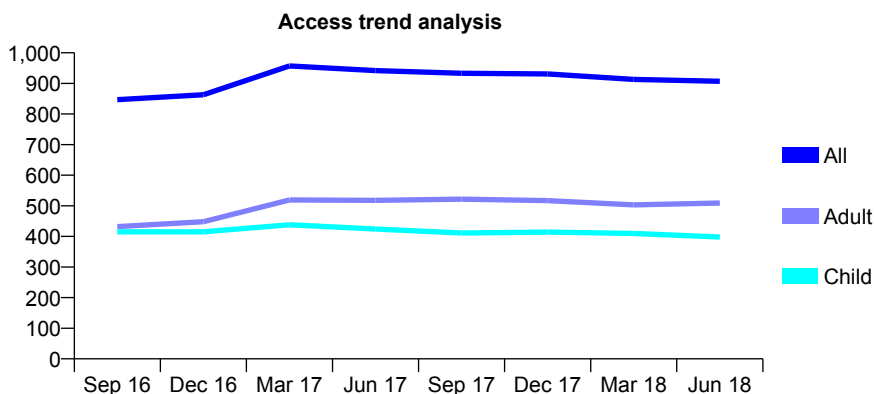
Q70 - Vital Signs At a Glance Contract Report for 101923/0001 - June 2018

Name or company name	Bounty Road Dental Practice Partnership
Contract type name	GDS Contract
Purpose of contract	General
Contract start date	01/04/2009
Contract end date	

18/19 Contracted general activity (UDA)	3,000
Carry forward general activity (UDA)	0
18/19 Contracted orthodontic activity (UOA)	0
Carry forward orthodontic activity (UOA)	0
Baseline contract value	£65,818.66

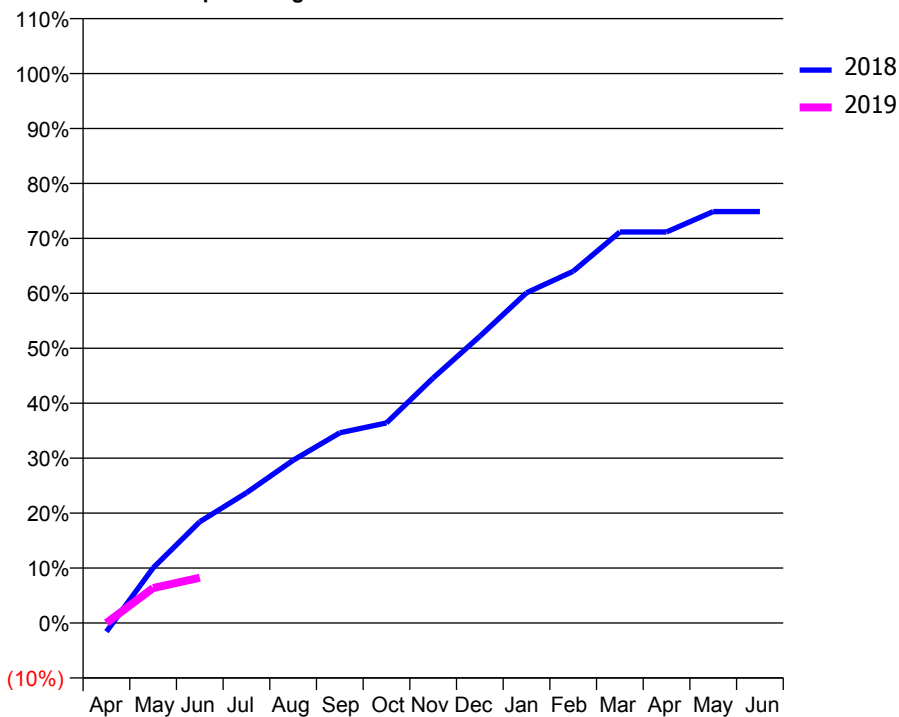
ACCESS*

Patients seen in 24 months	Total	Change since previous quarter
Quarter ending June 2017	942	
Quarter ending September 2017	933	→
Quarter ending December 2017	931	→
Quarter ending March 2018	913	↓
Quarter ending June 2018	907	→
Variance since June 2017	(3.7%)	↓



ACTIVITY

Cumulative percentage of contracted UDA delivered 2018 & 2019



Adjusted Scheduled Activity (UDA)

Month	2018	2019
April	-48	0
May	301	191
June	553	247
July	711	
August	888	
September	1,038	
October	1,093	
November	1,338	
December	1,566	
January	1,803	
February	1,920	
March	2,135	
April	2,135	
May	2,246	
June	2,246	

QUALITY

	Quantity	Base Number	Contract	AT	Region	England
% of FP17s for the same patient ID Re-attending within 3 months - Children	9	119	7.6%	9.7%	11.0%	11.5%
% of FP17s for the same patient ID Re-attending within 3 months - Adults	12	115	10.4%	13.9%	15.3%	15.4%
% of FP17s for the same patient ID Re-attending between 3 & 9 months - Children	71	119	59.7%	61.6%	61.2%	58.9%
% of FP17s for the same patient ID Re-attending between 3 & 9 months - Adults	63	115	54.8%	53.5%	52.9%	51.6%
% of FP17s for Band 1 Urgent Courses	12	167	7.2%	9.8%	9.4%	8.9%
% of FP17s Relating to Free Repair or Replacements	1	167	0.6%	0.6%	0.7%	0.8%
% of FP17s Relating to Continuations	2	167	1.2%	0.9%	0.9%	0.9%
% of Patients satisfied with the dentistry they have received	1	1	N/A	92.3%	93.6%	93.2%
% of Patients satisfied with the time they had to wait for an appointment	1	1	N/A	89.2%	88.8%	88.8%

* This is based on patients treated on this contract for their most recent course of treatment. Figures in italics indicate the base number of FP17s or Patient Questionnaire responses are less than 100. N/A is shown where the base number of responses is less than 10 during the period. % is calculated as Quantity/Base number*100

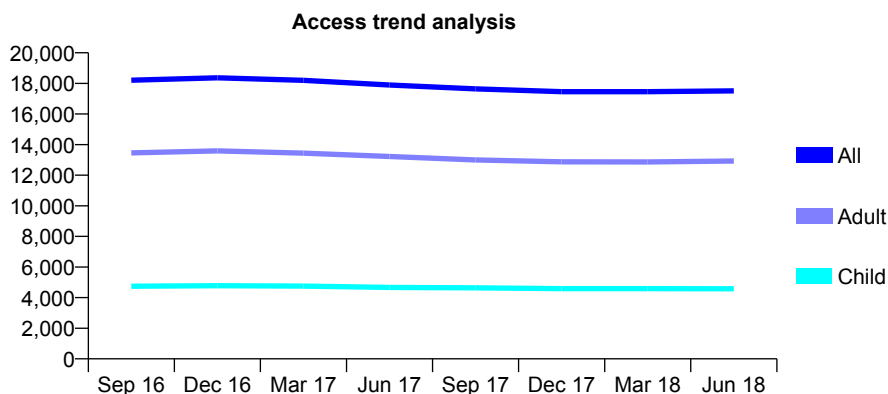
Q70 - Vital Signs At a Glance Contract Report for 102482/0001 - June 2018

Name or company name	Marlfield Saint James Partnership
Contract type name	GDS Contract
Purpose of contract	General
Contract start date	01/04/2011
Contract end date	

18/19 Contracted general activity (UDA)	45,758
Carry forward general activity (UDA)	0
18/19 Contracted orthodontic activity (UOA)	0
Carry forward orthodontic activity (UOA)	0
Baseline contract value	£1,490,461.06

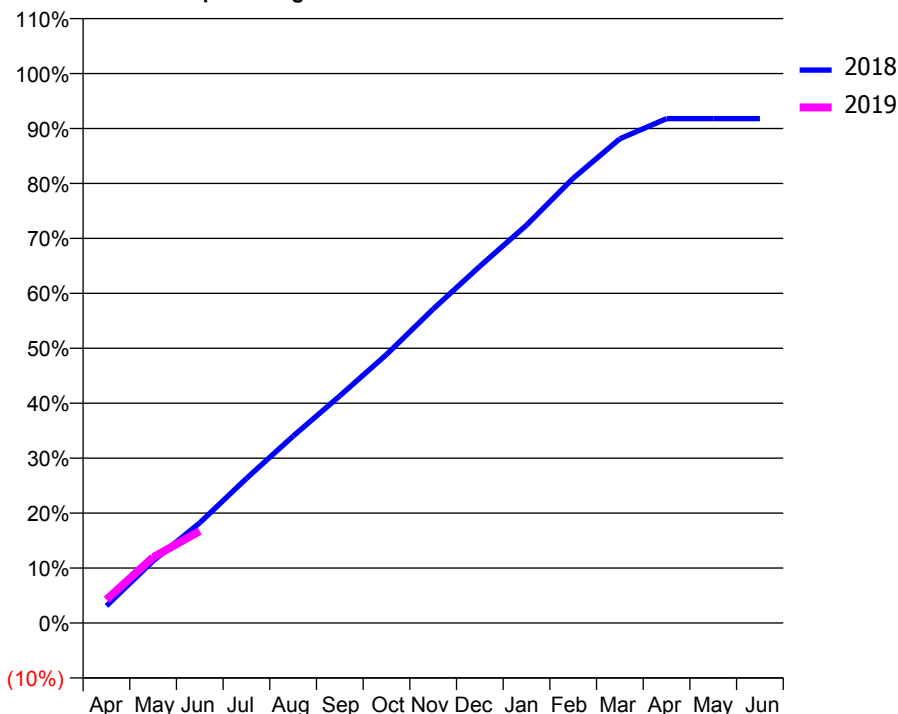
ACCESS*

Patients seen in 24 months	Total	Change since previous quarter
Quarter ending June 2017	17,896	
Quarter ending September 2017	17,640	↓
Quarter ending December 2017	17,464	→
Quarter ending March 2018	17,458	→
Quarter ending June 2018	17,508	→
Variance since June 2017	(2.2%)	↓



ACTIVITY

Cumulative percentage of contracted UDA delivered 2018 & 2019



Month	Adjusted Scheduled Activity (UDA)	
	2018	2019
April	1,432	1,947
May	5,172	5,481
June	8,347	7,654
July	12,039	
August	15,566	
September	18,913	
October	22,358	
November	26,145	
December	29,711	
January	33,132	
February	37,042	
March	40,328	
April	42,001	
May	41,998	
June	42,000	

QUALITY

	Quantity	Base Number	Contract	AT	Region	England
% of FP17s for the same patient ID Re-attending within 3 months - Children	92	1,697	5.4%	9.7%	11.0%	11.5%
% of FP17s for the same patient ID Re-attending within 3 months - Adults	456	4,368	10.4%	13.9%	15.3%	15.4%
% of FP17s for the same patient ID Re-attending between 3 & 9 months - Children	1,208	1,697	71.2%	61.6%	61.2%	58.9%
% of FP17s for the same patient ID Re-attending between 3 & 9 months - Adults	2,920	4,368	66.8%	53.5%	52.9%	51.6%
% of FP17s for Band 1 Urgent Courses	334	5,097	6.6%	9.8%	9.4%	8.9%
% of FP17s Relating to Free Repair or Replacements	16	5,097	0.3%	0.6%	0.7%	0.8%
% of FP17s Relating to Continuations	9	5,097	0.2%	0.9%	0.9%	0.9%
% of Patients satisfied with the dentistry they have received	10	11	90.9%	92.3%	93.6%	93.2%
% of Patients satisfied with the time they had to wait for an appointment	8	11	72.7%	89.2%	88.8%	88.8%

* This is based on patients treated on this contract for their most recent course of treatment. Figures in italics indicate the base number of FP17s or Patient Questionnaire responses are less than 100. N/A is shown where the base number of responses is less than 10 during the period. % is calculated as Quantity/Base number*100

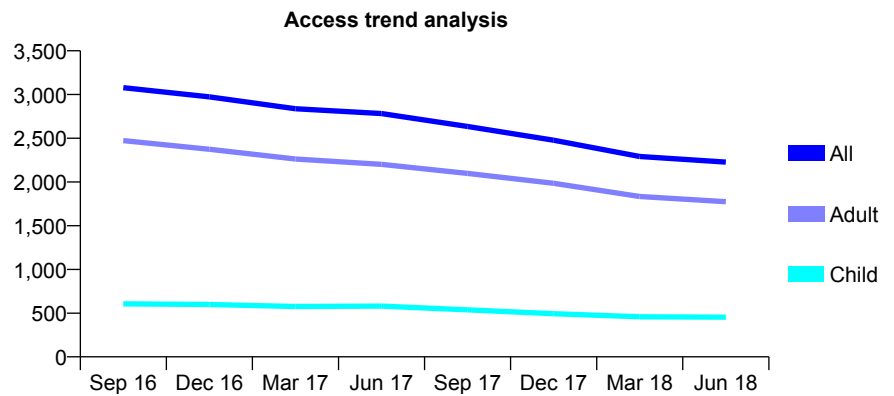
Q70 - Vital Signs At a Glance Contract Report for 102571/0001 - June 2018

Name or company name	Dr R Mihoc
Contract type name	GDS Contract
Purpose of contract	General
Contract start date	01/07/2010
Contract end date	

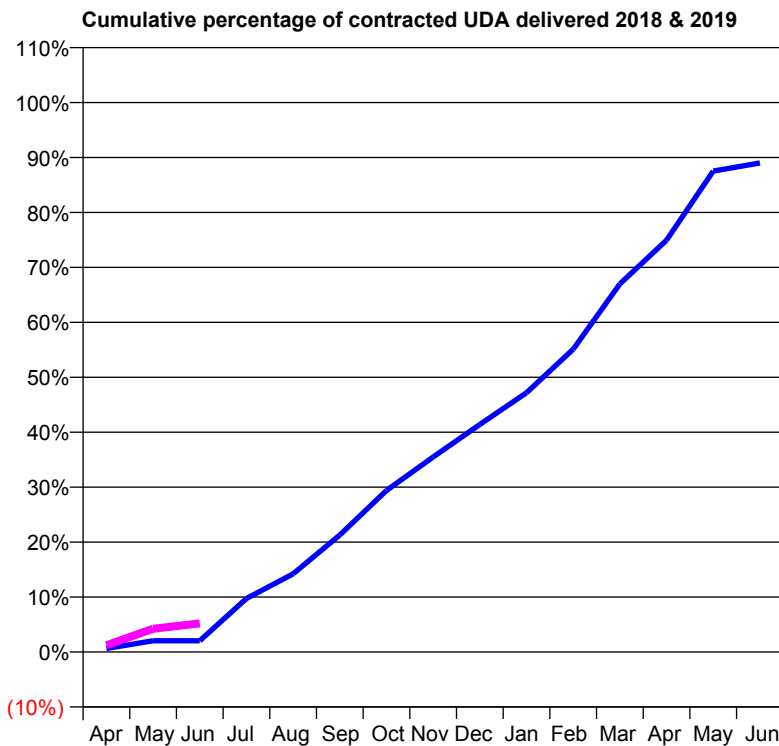
18/19 Contracted general activity (UDA)	6,421
Carry forward general activity (UDA)	0
18/19 Contracted orthodontic activity (UOA)	0
Carry forward orthodontic activity (UOA)	0
Baseline contract value	£138,317.80

ACCESS*

Patients seen in 24 months	Total	Change since previous quarter
Quarter ending June 2017	2,782	
Quarter ending September 2017	2,635	↓
Quarter ending December 2017	2,478	↓
Quarter ending March 2018	2,292	↓
Quarter ending June 2018	2,228	↓
Variance since June 2017	(19.9%)	↓



ACTIVITY



Adjusted Scheduled Activity (UDA)		
Month	2018	2019
April	42	79
May	132	272
June	132	334
July	625	
August	914	
September	1,367	
October	1,887	
November	2,278	
December	2,659	
January	3,029	
February	3,537	
March	4,301	
April	4,812	
May	5,619	
June	5,715	

QUALITY

	Quantity	Base Number	Contract	AT	Region	England
% of FP17s for the same patient ID Re-attending within 3 months - Children	1	90	1.1%	9.7%	11.0%	11.5%
% of FP17s for the same patient ID Re-attending within 3 months - Adults	34	482	7.1%	13.9%	15.3%	15.4%
% of FP17s for the same patient ID Re-attending between 3 & 9 months - Children	44	90	48.9%	61.6%	61.2%	58.9%
% of FP17s for the same patient ID Re-attending between 3 & 9 months - Adults	237	482	49.2%	53.5%	52.9%	51.6%
% of FP17s for Band 1 Urgent Courses	0	170	0.0%	9.8%	9.4%	8.9%
% of FP17s Relating to Free Repair or Replacements	0	170	0.0%	0.6%	0.7%	0.8%
% of FP17s Relating to Continuations	0	170	0.0%	0.9%	0.9%	0.9%
% of Patients satisfied with the dentistry they have received	2	3	N/A	92.3%	93.6%	93.2%
% of Patients satisfied with the time they had to wait for an appointment	3	3	N/A	89.2%	88.8%	88.8%

* This is based on patients treated on this contract for their most recent course of treatment. Figures in italics indicate the base number of FP17s or Patient Questionnaire responses are less than 100. N/A is shown where the base number of responses is less than 10 during the period. % is calculated as Quantity/Base number*100

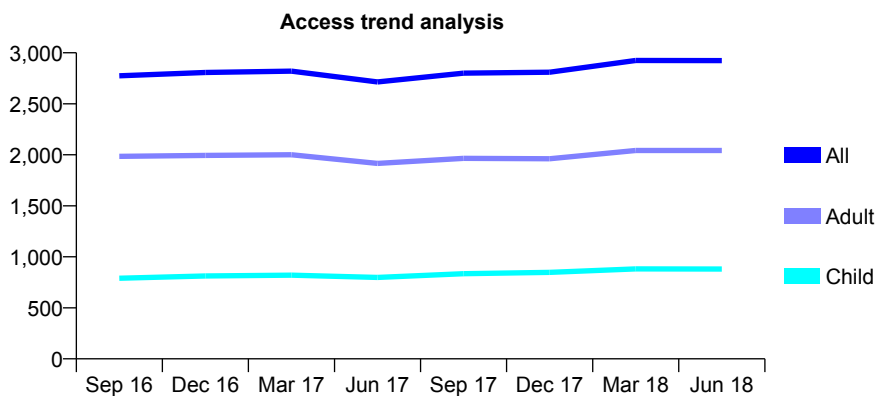
Q70 - Vital Signs At a Glance Contract Report for 103187/0001 - June 2018

Name or company name	Southsea Dental Care Ltd
Contract type name	GDS Contract
Purpose of contract	General
Contract start date	01/07/2008
Contract end date	

18/19 Contracted general activity (UDA)	13,737
Carry forward general activity (UDA)	0
18/19 Contracted orthodontic activity (UOA)	0
Carry forward orthodontic activity (UOA)	0
Baseline contract value	£327,165.83

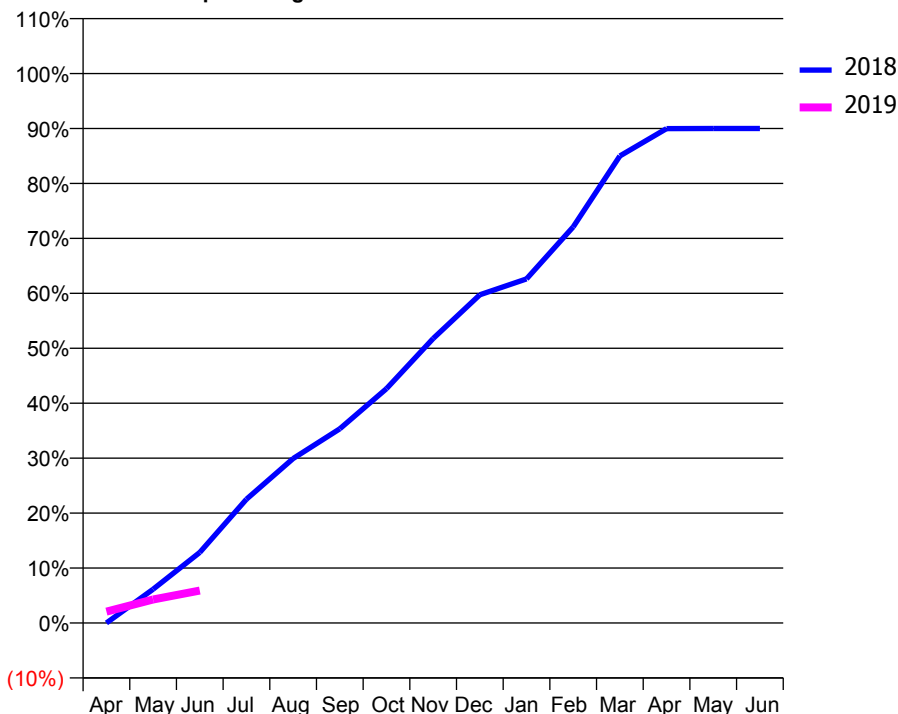
ACCESS*

Patients seen in 24 months	Total	Change since previous quarter
Quarter ending June 2017	2,714	
Quarter ending September 2017	2,800	↑
Quarter ending December 2017	2,810	→
Quarter ending March 2018	2,925	↑
Quarter ending June 2018	2,923	→
Variance since June 2017	7.7%	↑



ACTIVITY

Cumulative percentage of contracted UDA delivered 2018 & 2019



Adjusted Scheduled Activity (UDA)

Month	2018	2019
April	0	286
May	721	589
June	1,507	812
July	2,644	
August	3,513	
September	4,148	
October	5,006	
November	6,077	
December	7,010	
January	7,350	
February	8,460	
March	9,977	
April	10,559	
May	10,564	
June	10,564	

QUALITY

	Quantity	Base Number	Contract	AT	Region	England
% of FP17s for the same patient ID Re-attending within 3 months - Children	20	180	11.1%	9.7%	11.0%	11.5%
% of FP17s for the same patient ID Re-attending within 3 months - Adults	83	456	18.2%	13.9%	15.3%	15.4%
% of FP17s for the same patient ID Re-attending between 3 & 9 months - Children	65	180	36.1%	61.6%	61.2%	58.9%
% of FP17s for the same patient ID Re-attending between 3 & 9 months - Adults	179	456	39.3%	53.5%	52.9%	51.6%
% of FP17s for Band 1 Urgent Courses	104	499	20.8%	9.8%	9.4%	8.9%
% of FP17s Relating to Free Repair or Replacements	1	499	0.2%	0.6%	0.7%	0.8%
% of FP17s Relating to Continuations	17	499	3.4%	0.9%	0.9%	0.9%
% of Patients satisfied with the dentistry they have received	0	0	N/A	92.3%	93.6%	93.2%
% of Patients satisfied with the time they had to wait for an appointment	0	0	N/A	89.2%	88.8%	88.8%

* This is based on patients treated on this contract for their most recent course of treatment. Figures in italics indicate the base number of FP17s or Patient Questionnaire responses are less than 100. N/A is shown where the base number of responses is less than 10 during the period. % is calculated as Quantity/Base number*100

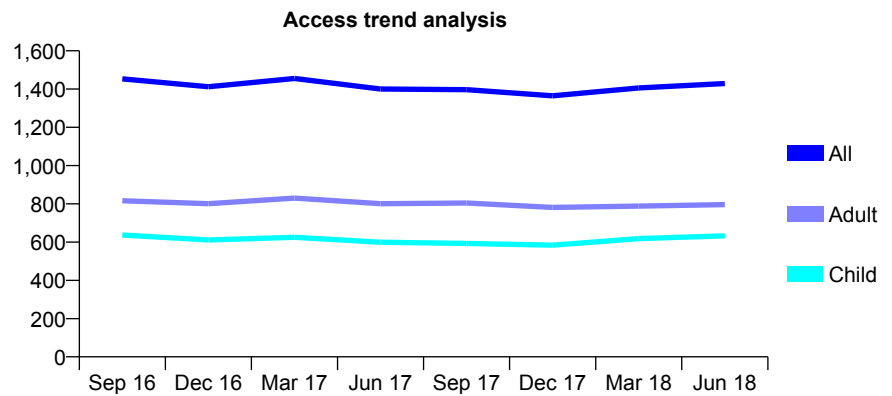
Q70 - Vital Signs At a Glance Contract Report for 103608/0001 - June 2018

Name or company name	Aaron Campbell
Contract type name	GDS Contract
Purpose of contract	General
Contract start date	01/09/2011
Contract end date	

18/19 Contracted general activity (UDA)	3,900
Carry forward general activity (UDA)	0
18/19 Contracted orthodontic activity (UOA)	0
Carry forward orthodontic activity (UOA)	0
Baseline contract value	£103,674.38

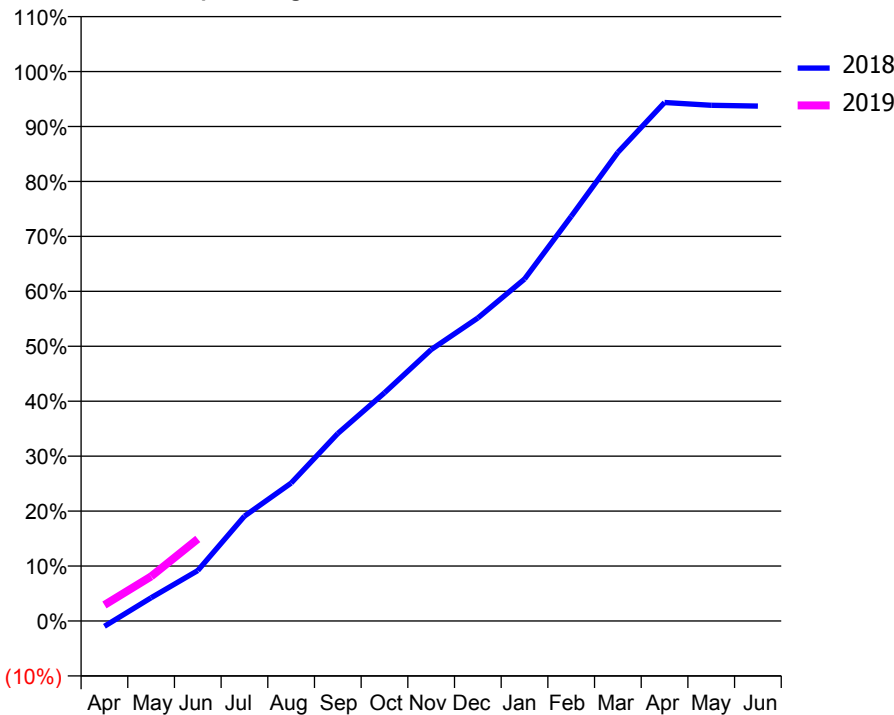
ACCESS*

Patients seen in 24 months	Total	Change since previous quarter
Quarter ending June 2017	1,400	
Quarter ending September 2017	1,397	→
Quarter ending December 2017	1,365	↓
Quarter ending March 2018	1,406	↑
Quarter ending June 2018	1,429	→
Variance since June 2017	2.1%	↑



ACTIVITY

Cumulative percentage of contracted UDA delivered 2018 & 2019



Adjusted Scheduled Activity (UDA)		
Month	2018	2019
April	-39	114
May	165	317
June	358	583
July	745	
August	979	
September	1,331	
October	1,620	
November	1,926	
December	2,151	
January	2,427	
February	2,872	
March	3,326	
April	3,680	
May	3,660	
June	3,655	

QUALITY

	Quantity	Base Number	Contract	AT	Region	England
% of FP17s for the same patient ID Re-attending within 3 months - Children	3	214	1.4%	9.7%	11.0%	11.5%
% of FP17s for the same patient ID Re-attending within 3 months - Adults	24	264	9.1%	13.9%	15.3%	15.4%
% of FP17s for the same patient ID Re-attending between 3 & 9 months - Children	144	214	67.3%	61.6%	61.2%	58.9%
% of FP17s for the same patient ID Re-attending between 3 & 9 months - Adults	172	264	65.2%	53.5%	52.9%	51.6%
% of FP17s for Band 1 Urgent Courses	14	356	3.9%	9.8%	9.4%	8.9%
% of FP17s Relating to Free Repair or Replacements	1	356	0.3%	0.6%	0.7%	0.8%
% of FP17s Relating to Continuations	0	356	0.0%	0.9%	0.9%	0.9%
% of Patients satisfied with the dentistry they have received	0	0	N/A	92.3%	93.6%	93.2%
% of Patients satisfied with the time they had to wait for an appointment	0	0	N/A	89.2%	88.8%	88.8%

* This is based on patients treated on this contract for their most recent course of treatment. Figures in italics indicate the base number of FP17s or Patient Questionnaire responses are less than 100. N/A is shown where the base number of responses is less than 10 during the period. % is calculated as Quantity/Base number*100

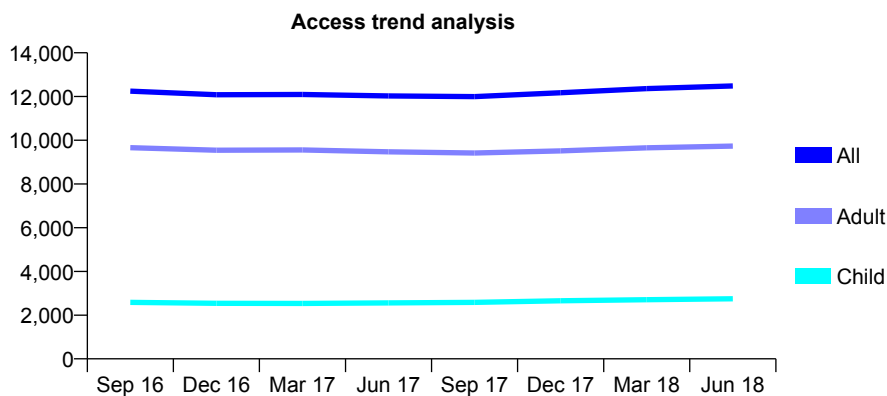
Q70 - Vital Signs At a Glance Contract Report for 105414/0001 - June 2018

Name or company name	First Choice Dental Limited
Contract type name	GDS Contract
Purpose of contract	General
Contract start date	01/04/2006
Contract end date	

18/19 Contracted general activity (UDA)	41,208
Carry forward general activity (UDA)	0
18/19 Contracted orthodontic activity (UOA)	0
Carry forward orthodontic activity (UOA)	0
Baseline contract value	£1,333,492.49

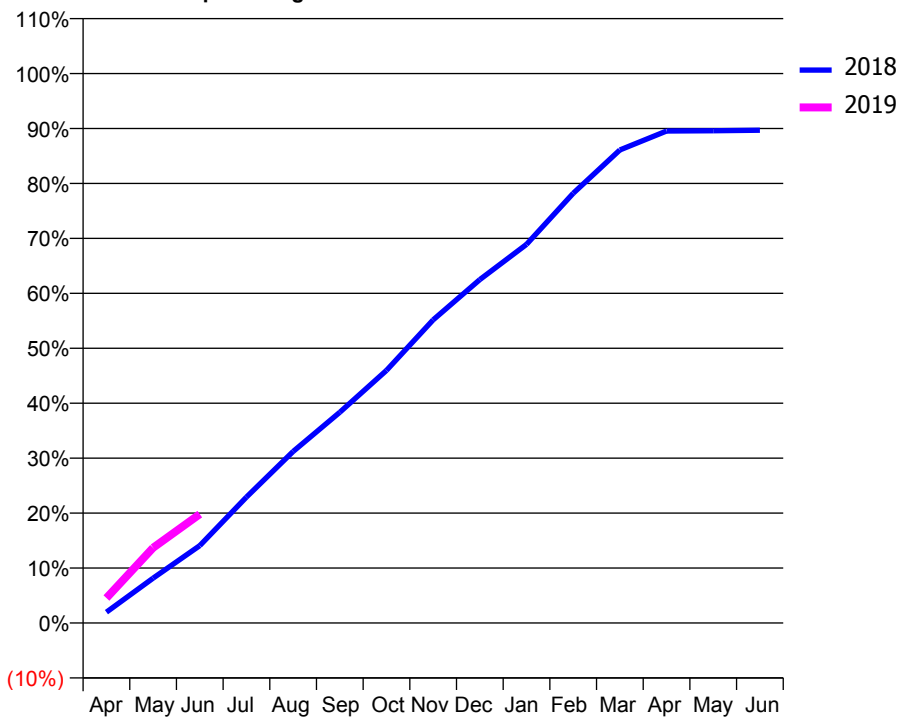
ACCESS*

Patients seen in 24 months	Total	Change since previous quarter
Quarter ending June 2017	12,029	
Quarter ending September 2017	11,995	→
Quarter ending December 2017	12,171	→
Quarter ending March 2018	12,364	→
Quarter ending June 2018	12,483	→
Variance since June 2017	3.8%	↑



ACTIVITY

Cumulative percentage of contracted UDA delivered 2018 & 2019



Month	Adjusted Scheduled Activity (UDA)	
	2018	2019
April	811	1,872
May	3,366	5,642
June	5,803	8,161
July	9,448	
August	12,860	
September	15,806	
October	18,949	
November	22,734	
December	25,755	
January	28,394	
February	32,229	
March	35,479	
April	36,894	
May	36,911	
June	36,950	

QUALITY

	Quantity	Base Number	Contract	AT	Region	England
% of FP17s for the same patient ID Re-attending within 3 months - Children	73	993	7.4%	9.7%	11.0%	11.5%
% of FP17s for the same patient ID Re-attending within 3 months - Adults	343	3,137	10.9%	13.9%	15.3%	15.4%
% of FP17s for the same patient ID Re-attending between 3 & 9 months - Children	541	993	54.5%	61.6%	61.2%	58.9%
% of FP17s for the same patient ID Re-attending between 3 & 9 months - Adults	1,338	3,137	42.7%	53.5%	52.9%	51.6%
% of FP17s for Band 1 Urgent Courses	188	3,524	5.3%	9.8%	9.4%	8.9%
% of FP17s Relating to Free Repair or Replacements	21	3,524	0.6%	0.6%	0.7%	0.8%
% of FP17s Relating to Continuations	45	3,524	1.3%	0.9%	0.9%	0.9%
% of Patients satisfied with the dentistry they have received	11	12	91.7%	92.3%	93.6%	93.2%
% of Patients satisfied with the time they had to wait for an appointment	11	12	91.7%	89.2%	88.8%	88.8%

* This is based on patients treated on this contract for their most recent course of treatment. Figures in italics indicate the base number of FP17s or Patient Questionnaire responses are less than 100. N/A is shown where the base number of responses is less than 10 during the period. % is calculated as Quantity/Base number*100

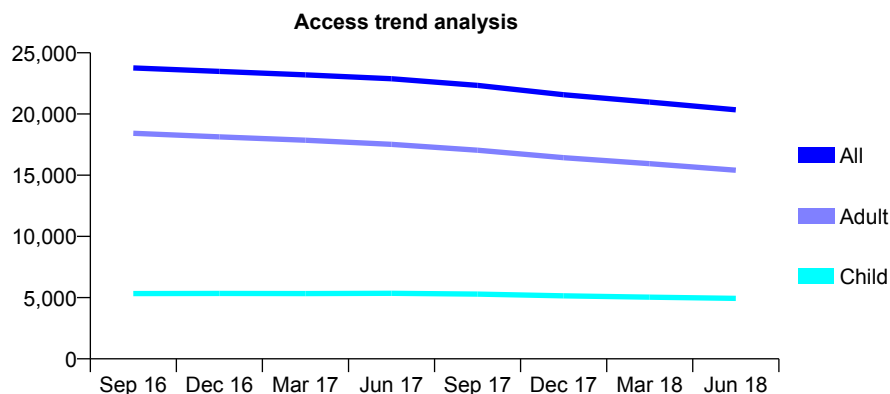
Q70 - Vital Signs At a Glance Contract Report for 105414/0006 - June 2018

Name or company name	First Choice Dental Limited
Contract type name	GDS Contract
Purpose of contract	General
Contract start date	02/04/2006
Contract end date	

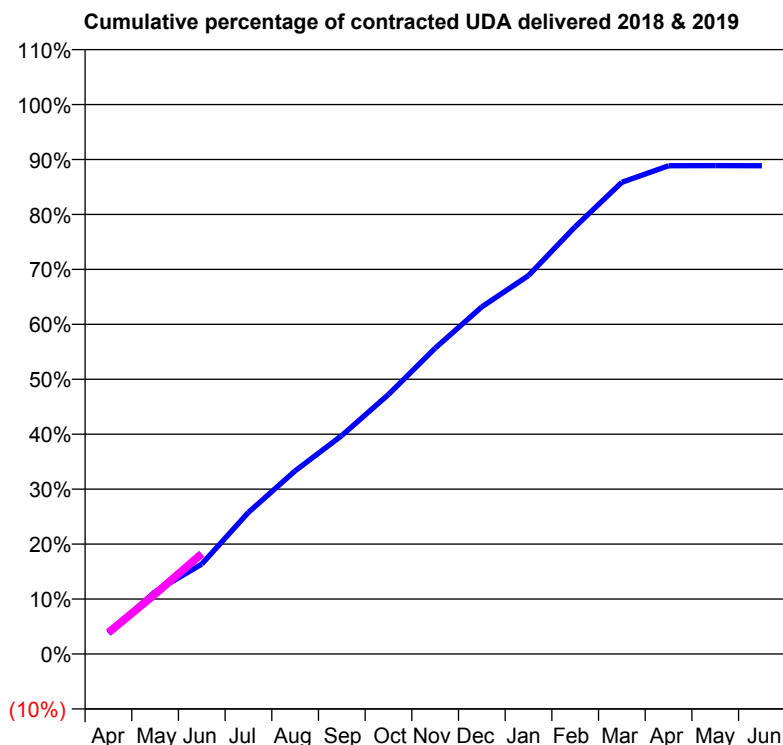
18/19 Contracted general activity (UDA)	59,192
Carry forward general activity (UDA)	0
18/19 Contracted orthodontic activity (UOA)	0
Carry forward orthodontic activity (UOA)	0
Baseline contract value	£1,896,350.67

ACCESS*

Patients seen in 24 months	Total	Change since previous quarter
Quarter ending June 2017	22,882	
Quarter ending September 2017	22,332	↓
Quarter ending December 2017	21,576	↓
Quarter ending March 2018	20,975	↓
Quarter ending June 2018	20,347	↓
Variance since June 2017	(11.1%)	↓



ACTIVITY



Month	Adjusted Scheduled Activity (UDA)	
	2018	2019
April	2,228	2,303
May	6,710	6,461
June	9,683	10,813
July	15,260	
August	19,724	
September	23,541	
October	27,958	
November	32,946	
December	37,399	
January	40,779	
February	46,037	
March	50,813	
April	52,598	
May	52,602	
June	52,589	

QUALITY

	Quantity	Base Number	Contract	AT	Region	England
% of FP17s for the same patient ID Re-attending within 3 months - Children	61	1,406	4.3%	9.7%	11.0%	11.5%
% of FP17s for the same patient ID Re-attending within 3 months - Adults	401	3,813	10.5%	13.9%	15.3%	15.4%
% of FP17s for the same patient ID Re-attending between 3 & 9 months - Children	708	1,406	50.4%	61.6%	61.2%	58.9%
% of FP17s for the same patient ID Re-attending between 3 & 9 months - Adults	1,679	3,813	44.0%	53.5%	52.9%	51.6%
% of FP17s for Band 1 Urgent Courses	299	4,542	6.6%	9.8%	9.4%	8.9%
% of FP17s Relating to Free Repair or Replacements	32	4,542	0.7%	0.6%	0.7%	0.8%
% of FP17s Relating to Continuations	56	4,542	1.2%	0.9%	0.9%	0.9%
% of Patients satisfied with the dentistry they have received	6	7	N/A	92.3%	93.6%	93.2%
% of Patients satisfied with the time they had to wait for an appointment	2	7	N/A	89.2%	88.8%	88.8%

* This is based on patients treated on this contract for their most recent course of treatment. Figures in italics indicate the base number of FP17s or Patient Questionnaire responses are less than 100. N/A is shown where the base number of responses is less than 10 during the period. % is calculated as Quantity/Base number*100

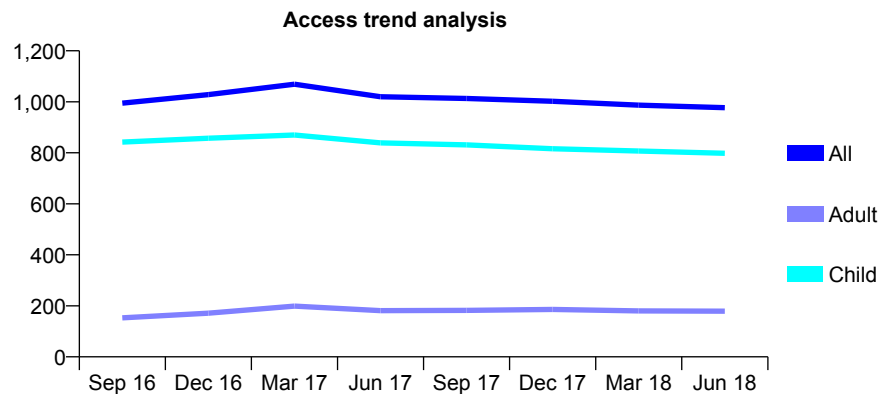
Q70 - Vital Signs At a Glance Contract Report for 106488/0001 - June 2018

Name or company name	Solent House Dental Centre
Contract type name	GDS Contract
Purpose of contract	General
Contract start date	01/04/2015
Contract end date	

18/19 Contracted general activity (UDA)	1,991
Carry forward general activity (UDA)	0
18/19 Contracted orthodontic activity (UOA)	0
Carry forward orthodontic activity (UOA)	0
Baseline contract value	£52,475.36

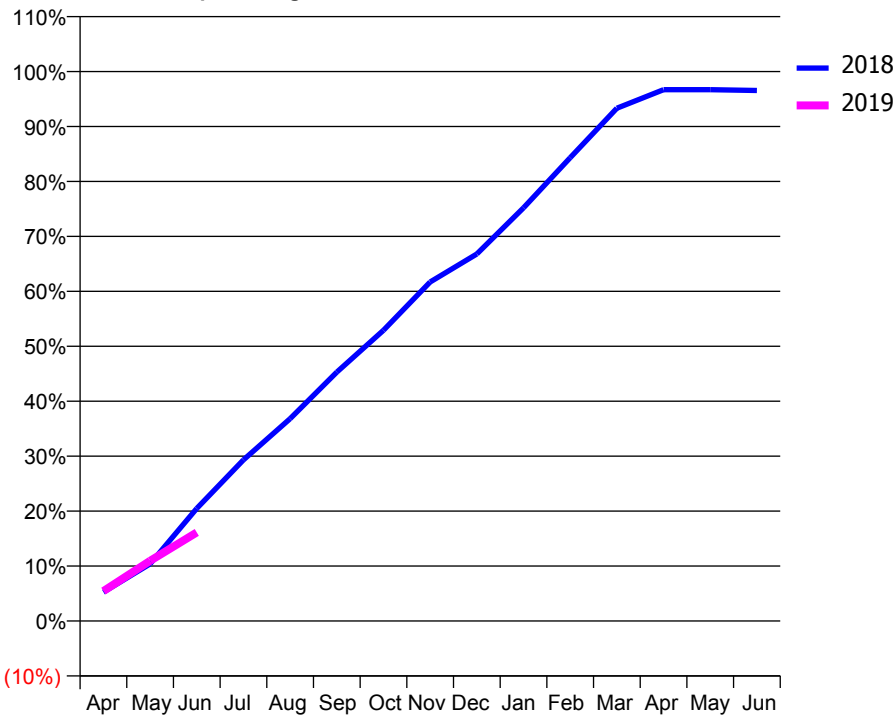
ACCESS*

Patients seen in 24 months	Total	Change since previous quarter
Quarter ending June 2017	1,020	
Quarter ending September 2017	1,013	→
Quarter ending December 2017	1,002	↓
Quarter ending March 2018	987	↓
Quarter ending June 2018	977	↓
Variance since June 2017	(4.2%)	↓



ACTIVITY

Cumulative percentage of contracted UDA delivered 2018 & 2019



Month	Adjusted Scheduled Activity (UDA)	
	2018	2019
April	104	109
May	207	218
June	408	321
July	584	
August	733	
September	902	
October	1,053	
November	1,228	
December	1,330	
January	1,497	
February	1,679	
March	1,858	
April	1,925	
May	1,925	
June	1,922	

QUALITY

	Quantity	Base Number	Contract	AT	Region	England
% of FP17s for the same patient ID Re-attending within 3 months - Children	10	257	3.9%	9.7%	11.0%	11.5%
% of FP17s for the same patient ID Re-attending within 3 months - Adults	2	20	10.0%	13.9%	15.3%	15.4%
% of FP17s for the same patient ID Re-attending between 3 & 9 months - Children	190	257	73.9%	61.6%	61.2%	58.9%
% of FP17s for the same patient ID Re-attending between 3 & 9 months - Adults	14	20	70.0%	53.5%	52.9%	51.6%
% of FP17s for Band 1 Urgent Courses	6	241	2.5%	9.8%	9.4%	8.9%
% of FP17s Relating to Free Repair or Replacements	0	241	0.0%	0.6%	0.7%	0.8%
% of FP17s Relating to Continuations	0	241	0.0%	0.9%	0.9%	0.9%
% of Patients satisfied with the dentistry they have received	4	4	N/A	92.3%	93.6%	93.2%
% of Patients satisfied with the time they had to wait for an appointment	4	4	N/A	89.2%	88.8%	88.8%

* This is based on patients treated on this contract for their most recent course of treatment. Figures in italics indicate the base number of FP17s or Patient Questionnaire responses are less than 100. N/A is shown where the base number of responses is less than 10 during the period. % is calculated as Quantity/Base number*100

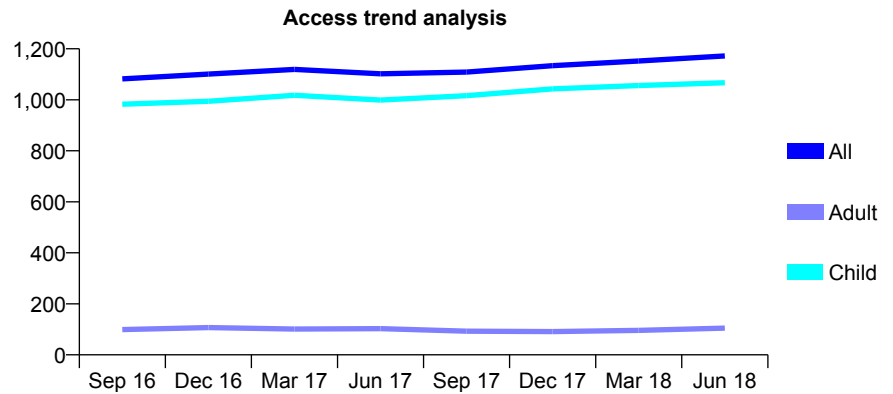
Q70 - Vital Signs At a Glance Contract Report for 106615/0001 - June 2018

Name or company name	Westphal & Srinivasan
Contract type name	GDS Contract
Purpose of contract	General
Contract start date	01/03/2012
Contract end date	

18/19 Contracted general activity (UDA)	3,136
Carry forward general activity (UDA)	0
18/19 Contracted orthodontic activity (UOA)	0
Carry forward orthodontic activity (UOA)	0
Baseline contract value	£91,171.96

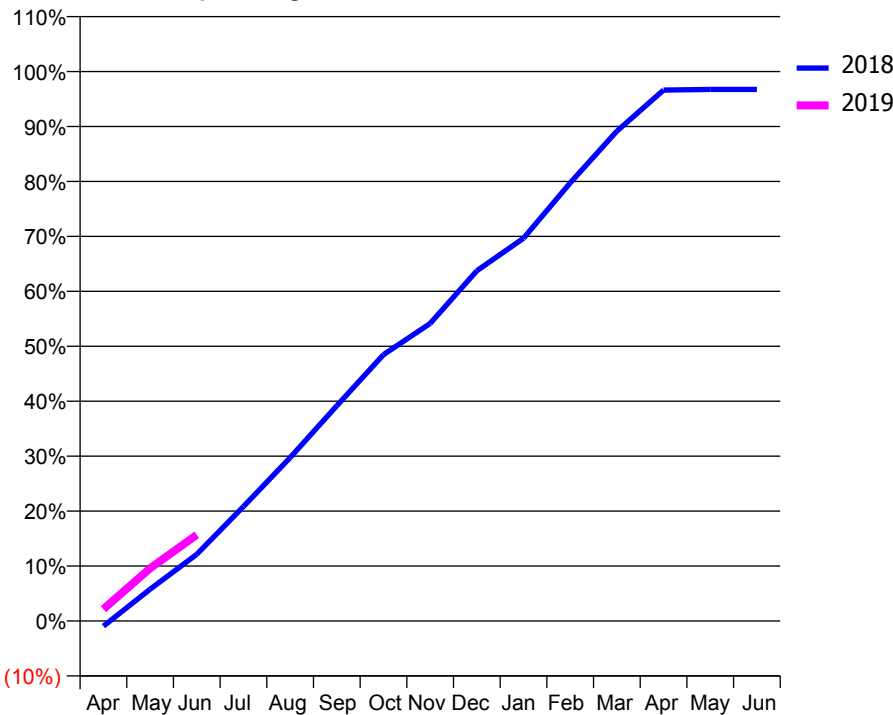
ACCESS*

Patients seen in 24 months	Total	Change since previous quarter
Quarter ending June 2017	1,102	
Quarter ending September 2017	1,109	→
Quarter ending December 2017	1,134	↑
Quarter ending March 2018	1,152	→
Quarter ending June 2018	1,172	→
Variance since June 2017	6.4%	↑



ACTIVITY

Cumulative percentage of contracted UDA delivered 2018 & 2019



Adjusted Scheduled Activity (UDA)		
Month	2018	2019
April	-30	68
May	181	301
June	381	492
July	653	
August	933	
September	1,229	
October	1,520	
November	1,698	
December	1,999	
January	2,185	
February	2,501	
March	2,796	
April	3,030	
May	3,034	
June	3,034	

QUALITY

	Quantity	Base Number	Contract	AT	Region	England
% of FP17s for the same patient ID Re-attending within 3 months - Children	29	449	6.5%	9.7%	11.0%	11.5%
% of FP17s for the same patient ID Re-attending within 3 months - Adults	0	0	N/A	13.9%	15.3%	15.4%
% of FP17s for the same patient ID Re-attending between 3 & 9 months - Children	304	449	67.7%	61.6%	61.2%	58.9%
% of FP17s for the same patient ID Re-attending between 3 & 9 months - Adults	0	0	N/A	53.5%	52.9%	51.6%
% of FP17s for Band 1 Urgent Courses	6	325	1.8%	9.8%	9.4%	8.9%
% of FP17s Relating to Free Repair or Replacements	0	325	0.0%	0.6%	0.7%	0.8%
% of FP17s Relating to Continuations	3	325	0.9%	0.9%	0.9%	0.9%
% of Patients satisfied with the dentistry they have received	0	0	N/A	92.3%	93.6%	93.2%
% of Patients satisfied with the time they had to wait for an appointment	0	0	N/A	89.2%	88.8%	88.8%

* This is based on patients treated on this contract for their most recent course of treatment. Figures in italics indicate the base number of FP17s or Patient Questionnaire responses are less than 100. N/A is shown where the base number of responses is less than 10 during the period. % is calculated as Quantity/Base number*100

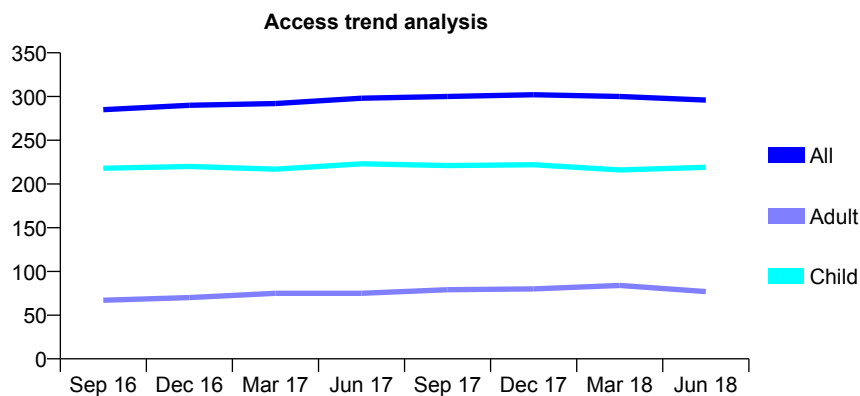
Q70 - Vital Signs At a Glance Contract Report for 106763/0001 - June 2018

Name or company name	The Dental Centre Cowplain Ltd
Contract type name	GDS Contract
Purpose of contract	General
Contract start date	01/05/2015
Contract end date	

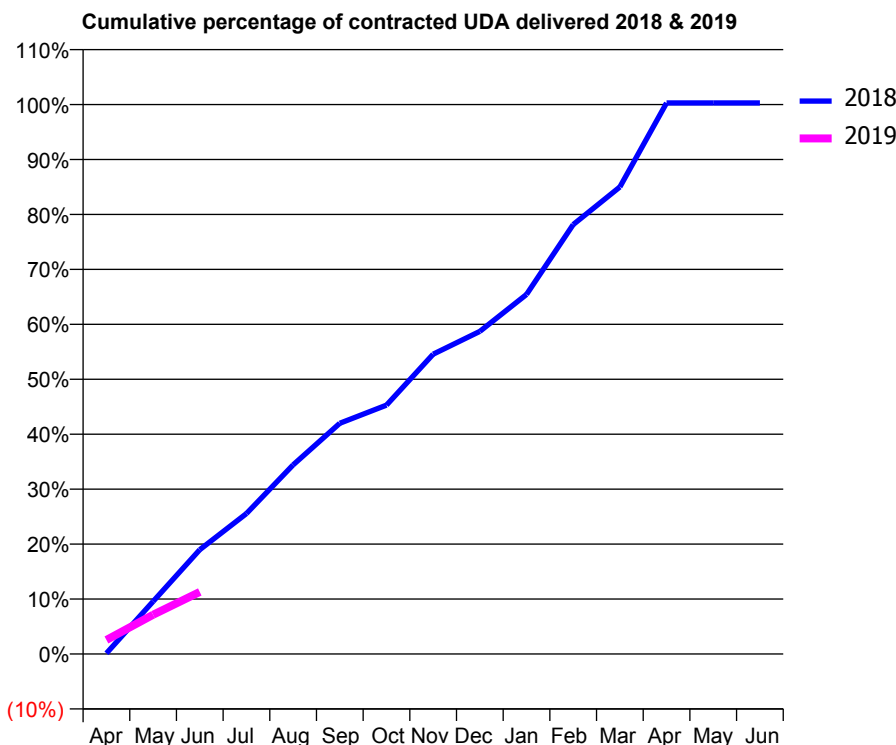
18/19 Contracted general activity (UDA)	700
Carry forward general activity (UDA)	0
18/19 Contracted orthodontic activity (UOA)	0
Carry forward orthodontic activity (UOA)	0
Baseline contract value	£16,156.80

ACCESS*

Patients seen in 24 months	Total	Change since previous quarter
Quarter ending June 2017	298	
Quarter ending September 2017	300	→
Quarter ending December 2017	302	→
Quarter ending March 2018	300	→
Quarter ending June 2018	296	↓
Variance since June 2017	(0.7%)	→



ACTIVITY



Month	Adjusted Scheduled Activity (UDA)	
	2018	2019
April	1	18
May	67	50
June	133	79
July	179	
August	241	
September	294	
October	317	
November	382	
December	411	
January	458	
February	547	
March	595	
April	702	
May	702	
June	702	

QUALITY

	Quantity	Base Number	Contract	AT	Region	England
% of FP17s for the same patient ID Re-attending within 3 months - Children	3	73	4.1%	9.7%	11.0%	11.5%
% of FP17s for the same patient ID Re-attending within 3 months - Adults	3	15	20.0%	13.9%	15.3%	15.4%
% of FP17s for the same patient ID Re-attending between 3 & 9 months - Children	54	73	74.0%	61.6%	61.2%	58.9%
% of FP17s for the same patient ID Re-attending between 3 & 9 months - Adults	3	15	20.0%	53.5%	52.9%	51.6%
% of FP17s for Band 1 Urgent Courses	0	61	0.0%	9.8%	9.4%	8.9%
% of FP17s Relating to Free Repair or Replacements	0	61	0.0%	0.6%	0.7%	0.8%
% of FP17s Relating to Continuations	1	61	1.6%	0.9%	0.9%	0.9%
% of Patients satisfied with the dentistry they have received	0	0	N/A	92.3%	93.6%	93.2%
% of Patients satisfied with the time they had to wait for an appointment	0	0	N/A	89.2%	88.8%	88.8%

* This is based on patients treated on this contract for their most recent course of treatment. Figures in italics indicate the base number of FP17s or Patient Questionnaire responses are less than 100. N/A is shown where the base number of responses is less than 10 during the period. % is calculated as Quantity/Base number*100

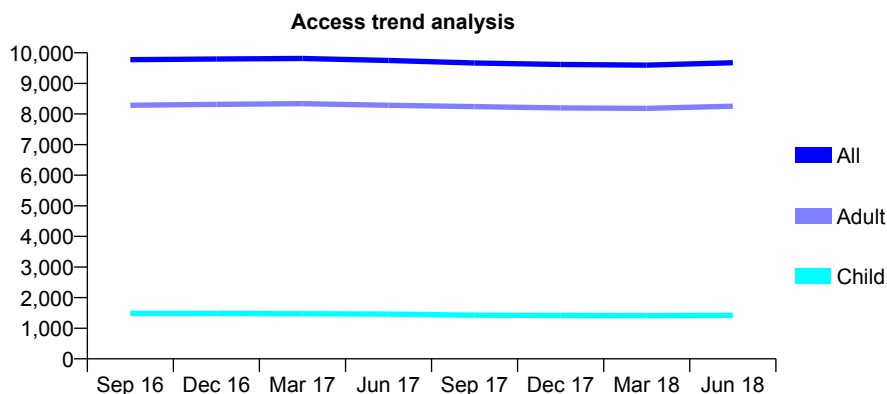
Q70 - Vital Signs At a Glance Contract Report for 108669/0001 - June 2018

Name or company name	Knibbs Dental Surgery Limited
Contract type name	GDS Contract
Purpose of contract	General
Contract start date	01/04/2007
Contract end date	

18/19 Contracted general activity (UDA)	29,497
Carry forward general activity (UDA)	0
18/19 Contracted orthodontic activity (UOA)	0
Carry forward orthodontic activity (UOA)	0
Baseline contract value	£841,266.62

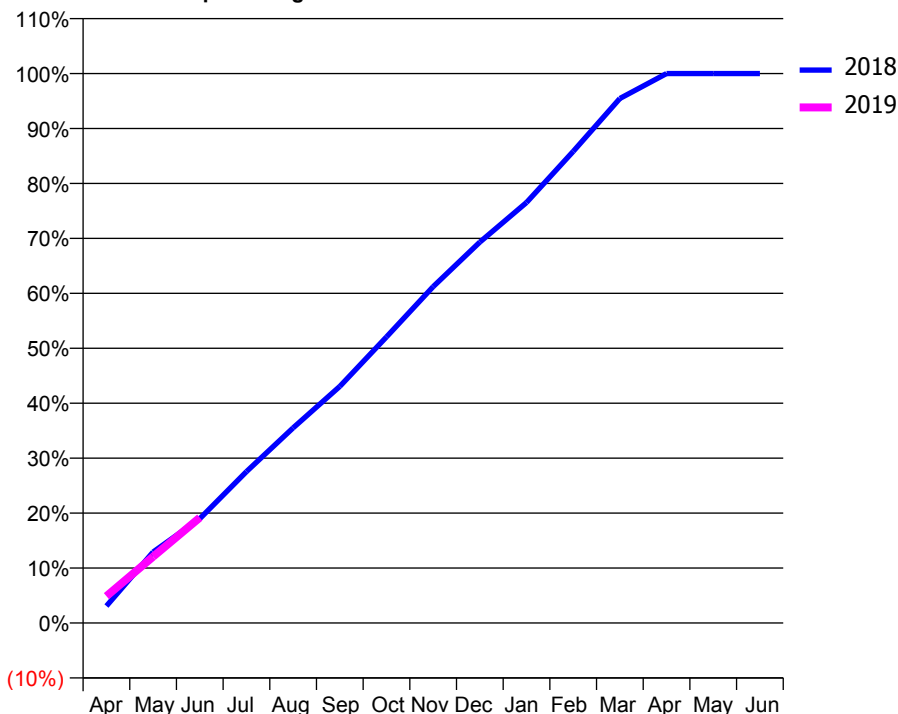
ACCESS*

Patients seen in 24 months	Total	Change since previous quarter
Quarter ending June 2017	9,751	
Quarter ending September 2017	9,665	→
Quarter ending December 2017	9,618	→
Quarter ending March 2018	9,596	→
Quarter ending June 2018	9,677	→
Variance since June 2017	(0.8%)	→



ACTIVITY

Cumulative percentage of contracted UDA delivered 2018 & 2019



Month	Adjusted Scheduled Activity (UDA)	
	2018	2019
April	915	1,445
May	3,808	3,560
June	5,598	5,658
July	8,130	
August	10,474	
September	12,705	
October	15,361	
November	18,057	
December	20,444	
January	22,576	
February	25,316	
March	28,154	
April	29,497	
May	29,496	
June	29,497	

QUALITY

	Quantity	Base Number	Contract	AT	Region	England
% of FP17s for the same patient ID Re-attending within 3 months - Children	23	542	4.2%	9.7%	11.0%	11.5%
% of FP17s for the same patient ID Re-attending within 3 months - Adults	510	3,330	15.3%	13.9%	15.3%	15.4%
% of FP17s for the same patient ID Re-attending between 3 & 9 months - Children	379	542	69.9%	61.6%	61.2%	58.9%
% of FP17s for the same patient ID Re-attending between 3 & 9 months - Adults	2,097	3,330	63.0%	53.5%	52.9%	51.6%
% of FP17s for Band 1 Urgent Courses	276	3,244	8.5%	9.8%	9.4%	8.9%
% of FP17s Relating to Free Repair or Replacements	32	3,244	1.0%	0.6%	0.7%	0.8%
% of FP17s Relating to Continuations	4	3,244	0.1%	0.9%	0.9%	0.9%
% of Patients satisfied with the dentistry they have received	7	9	N/A	92.3%	93.6%	93.2%
% of Patients satisfied with the time they had to wait for an appointment	9	9	N/A	89.2%	88.8%	88.8%

* This is based on patients treated on this contract for their most recent course of treatment. Figures in italics indicate the base number of FP17s or Patient Questionnaire responses are less than 100. N/A is shown where the base number of responses is less than 10 during the period. % is calculated as Quantity/Base number*100

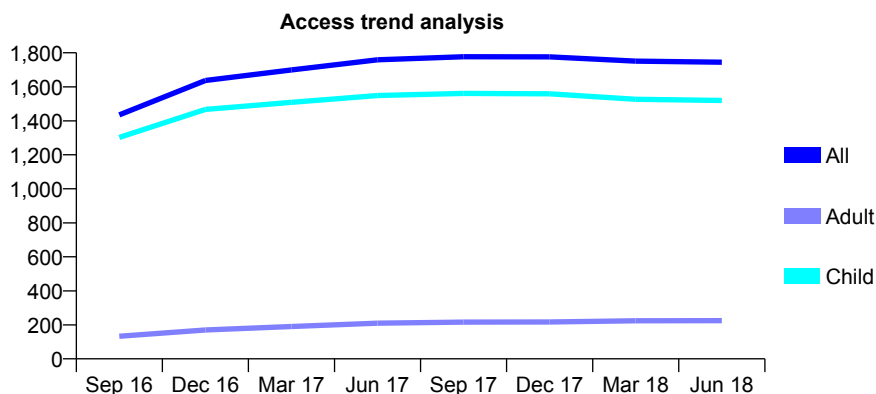
Q70 - Vital Signs At a Glance Contract Report for 109770/0001 - June 2018

Name or company name	Marlott Road Partnership
Contract type name	GDS Contract
Purpose of contract	General
Contract start date	21/07/2015
Contract end date	

18/19 Contracted general activity (UDA)	3,290
Carry forward general activity (UDA)	0
18/19 Contracted orthodontic activity (UOA)	0
Carry forward orthodontic activity (UOA)	0
Baseline contract value	£83,588.77

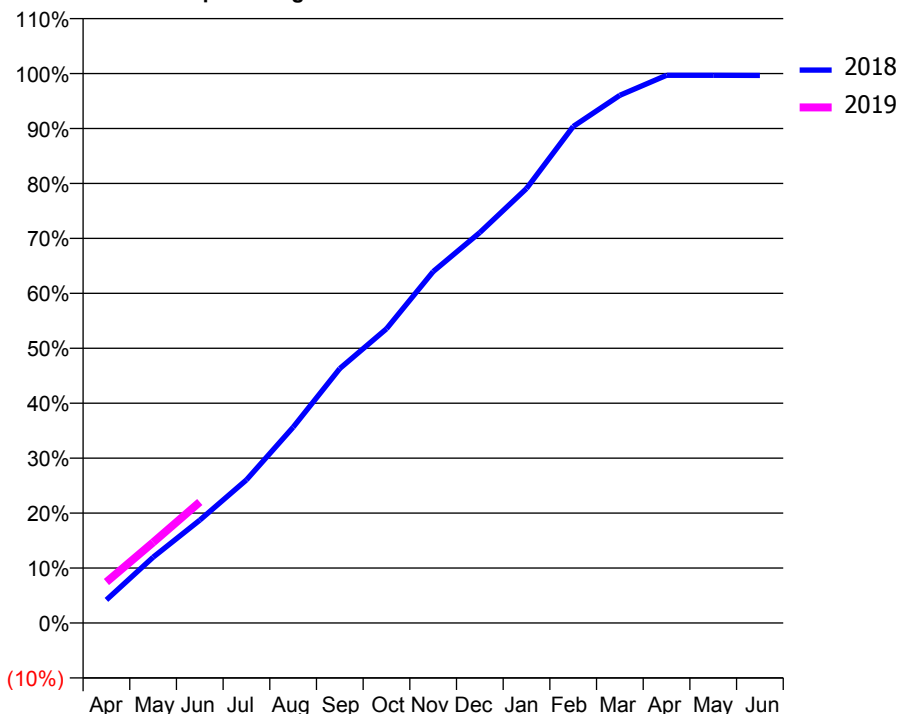
ACCESS*

Patients seen in 24 months	Total	Change since previous quarter
Quarter ending June 2017	1,759	
Quarter ending September 2017	1,777	→
Quarter ending December 2017	1,776	→
Quarter ending March 2018	1,751	↓
Quarter ending June 2018	1,745	→
Variance since June 2017	(0.8%)	→



ACTIVITY

Cumulative percentage of contracted UDA delivered 2018 & 2019



Adjusted Scheduled Activity (UDA)

Month	2018	2019
April	138	246
May	394	483
June	616	725
July	857	
August	1,173	
September	1,523	
October	1,762	
November	2,104	
December	2,338	
January	2,602	
February	2,973	
March	3,160	
April	3,279	
May	3,279	
June	3,278	

QUALITY

	Quantity	Base Number	Contract	AT	Region	England
% of FP17s for the same patient ID Re-attending within 3 months - Children	39	540	7.2%	9.7%	11.0%	11.5%
% of FP17s for the same patient ID Re-attending within 3 months - Adults	4	30	13.3%	13.9%	15.3%	15.4%
% of FP17s for the same patient ID Re-attending between 3 & 9 months - Children	257	540	47.6%	61.6%	61.2%	58.9%
% of FP17s for the same patient ID Re-attending between 3 & 9 months - Adults	12	30	40.0%	53.5%	52.9%	51.6%
% of FP17s for Band 1 Urgent Courses	19	504	3.8%	9.8%	9.4%	8.9%
% of FP17s Relating to Free Repair or Replacements	0	504	0.0%	0.6%	0.7%	0.8%
% of FP17s Relating to Continuations	1	504	0.2%	0.9%	0.9%	0.9%
% of Patients satisfied with the dentistry they have received	0	0	N/A	92.3%	93.6%	93.2%
% of Patients satisfied with the time they had to wait for an appointment	0	0	N/A	89.2%	88.8%	88.8%

* This is based on patients treated on this contract for their most recent course of treatment. Figures in italics indicate the base number of FP17s or Patient Questionnaire responses are less than 100. N/A is shown where the base number of responses is less than 10 during the period. % is calculated as Quantity/Base number*100

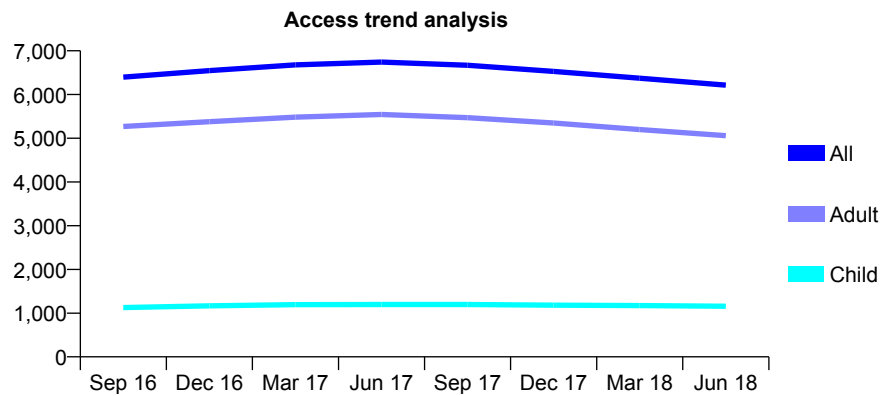
Q70 - Vital Signs At a Glance Contract Report for 109878/0001 - June 2018

Name or company name	Hampshire Terrace Dental Care
Contract type name	GDS Contract
Purpose of contract	General
Contract start date	01/09/2011
Contract end date	

18/19 Contracted general activity (UDA)	17,197
Carry forward general activity (UDA)	0
18/19 Contracted orthodontic activity (UOA)	0
Carry forward orthodontic activity (UOA)	0
Baseline contract value	£433,701.56

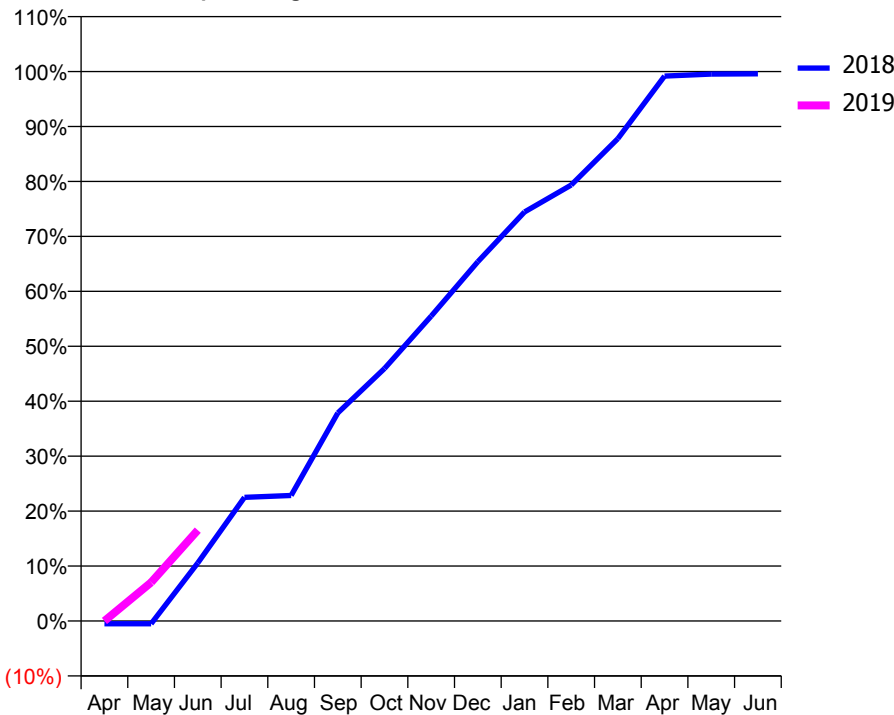
ACCESS*

Patients seen in 24 months	Total	Change since previous quarter
Quarter ending June 2017	6,742	
Quarter ending September 2017	6,669	↓
Quarter ending December 2017	6,529	↓
Quarter ending March 2018	6,374	↓
Quarter ending June 2018	6,215	↓
Variance since June 2017	(7.8%)	↓



ACTIVITY

Cumulative percentage of contracted UDA delivered 2018 & 2019



Month	Adjusted Scheduled Activity (UDA)	
	2018	2019
April	-89	0
May	-89	1,206
June	1,818	2,845
July	3,870	
August	3,930	
September	6,511	
October	7,902	
November	9,540	
December	11,245	
January	12,799	
February	13,644	
March	15,095	
April	17,056	
May	17,114	
June	17,126	

QUALITY

	Quantity	Base Number	Contract	AT	Region	England
% of FP17s for the same patient ID Re-attending within 3 months - Children	38	545	7.0%	9.7%	11.0%	11.5%
% of FP17s for the same patient ID Re-attending within 3 months - Adults	365	2,211	16.5%	13.9%	15.3%	15.4%
% of FP17s for the same patient ID Re-attending between 3 & 9 months - Children	352	545	64.6%	61.6%	61.2%	58.9%
% of FP17s for the same patient ID Re-attending between 3 & 9 months - Adults	1,397	2,211	63.2%	53.5%	52.9%	51.6%
% of FP17s for Band 1 Urgent Courses	88	1,441	6.1%	9.8%	9.4%	8.9%
% of FP17s Relating to Free Repair or Replacements	15	1,441	1.0%	0.6%	0.7%	0.8%
% of FP17s Relating to Continuations	0	1,441	0.0%	0.9%	0.9%	0.9%
% of Patients satisfied with the dentistry they have received	8	8	N/A	92.3%	93.6%	93.2%
% of Patients satisfied with the time they had to wait for an appointment	8	8	N/A	89.2%	88.8%	88.8%

* This is based on patients treated on this contract for their most recent course of treatment. Figures in italics indicate the base number of FP17s or Patient Questionnaire responses are less than 100. N/A is shown where the base number of responses is less than 10 during the period. % is calculated as Quantity/Base number*100

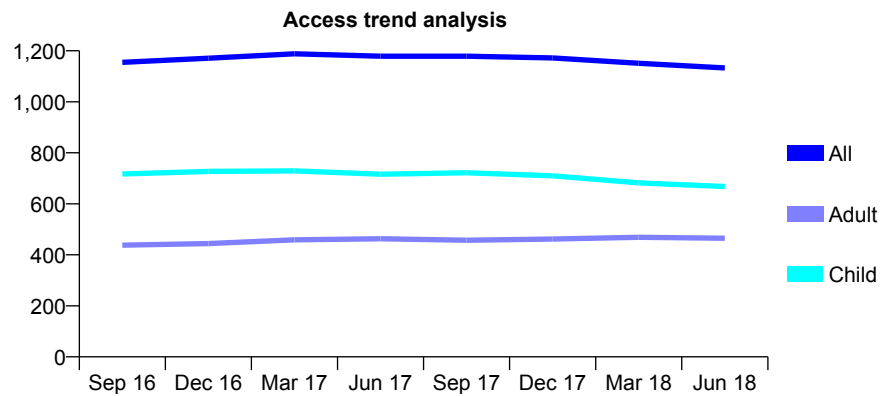
Q70 - Vital Signs At a Glance Contract Report for 109916/0001 - June 2018

Name or company name	Parchment Street Dental Practice Partners
Contract type name	GDS Contract
Purpose of contract	General
Contract start date	28/06/2010
Contract end date	

18/19 Contracted general activity (UDA)	2,885
Carry forward general activity (UDA)	0
18/19 Contracted orthodontic activity (UOA)	0
Carry forward orthodontic activity (UOA)	0
Baseline contract value	£62,371.14

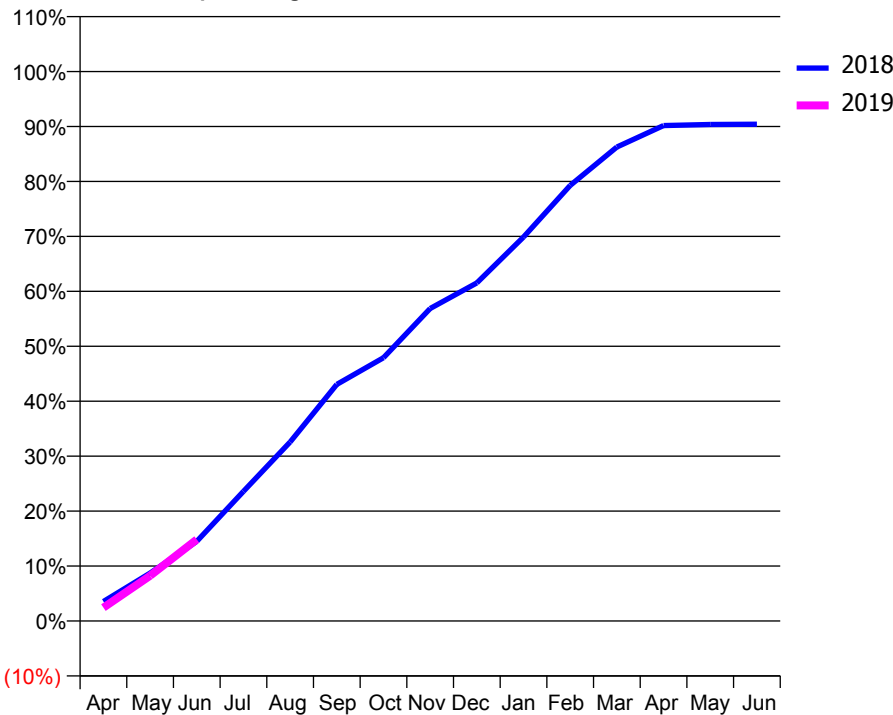
ACCESS*

Patients seen in 24 months	Total	Change since previous quarter
Quarter ending June 2017	1,179	
Quarter ending September 2017	1,179	→
Quarter ending December 2017	1,172	→
Quarter ending March 2018	1,151	↓
Quarter ending June 2018	1,133	↓
Variance since June 2017	(3.9%)	↓



ACTIVITY

Cumulative percentage of contracted UDA delivered 2018 & 2019



Adjusted Scheduled Activity (UDA)		
Month	2018	2019
April	102	70
May	252	238
June	418	428
July	681	
August	940	
September	1,242	
October	1,382	
November	1,641	
December	1,775	
January	2,016	
February	2,287	
March	2,489	
April	2,601	
May	2,607	
June	2,608	

QUALITY

	Quantity	Base Number	Contract	AT	Region	England
% of FP17s for the same patient ID Re-attending within 3 months - Children	13	241	5.4%	9.7%	11.0%	11.5%
% of FP17s for the same patient ID Re-attending within 3 months - Adults	10	97	10.3%	13.9%	15.3%	15.4%
% of FP17s for the same patient ID Re-attending between 3 & 9 months - Children	172	241	71.4%	61.6%	61.2%	58.9%
% of FP17s for the same patient ID Re-attending between 3 & 9 months - Adults	57	97	58.8%	53.5%	52.9%	51.6%
% of FP17s for Band 1 Urgent Courses	5	278	1.8%	9.8%	9.4%	8.9%
% of FP17s Relating to Free Repair or Replacements	0	278	0.0%	0.6%	0.7%	0.8%
% of FP17s Relating to Continuations	2	278	0.7%	0.9%	0.9%	0.9%
% of Patients satisfied with the dentistry they have received	0	0	N/A	92.3%	93.6%	93.2%
% of Patients satisfied with the time they had to wait for an appointment	0	0	N/A	89.2%	88.8%	88.8%

* This is based on patients treated on this contract for their most recent course of treatment. Figures in italics indicate the base number of FP17s or Patient Questionnaire responses are less than 100. N/A is shown where the base number of responses is less than 10 during the period. % is calculated as Quantity/Base number*100

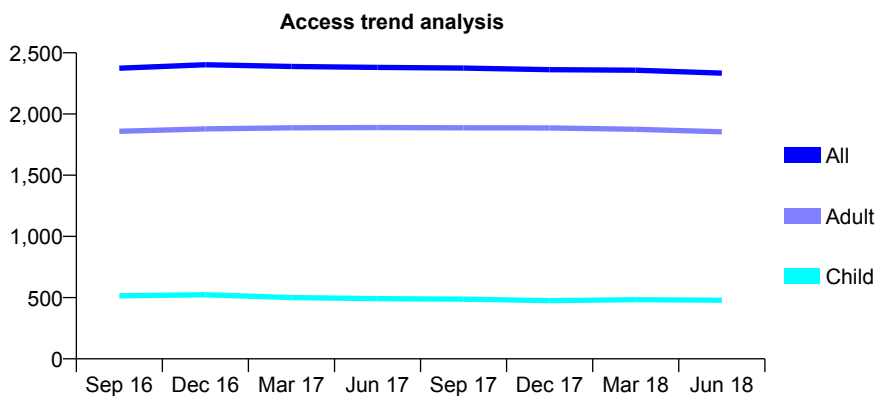
Q70 - Vital Signs At a Glance Contract Report for 110485/0001 - June 2018

Name or company name	Mr M C Omar
Contract type name	GDS Contract
Purpose of contract	General
Contract start date	01/10/2013
Contract end date	

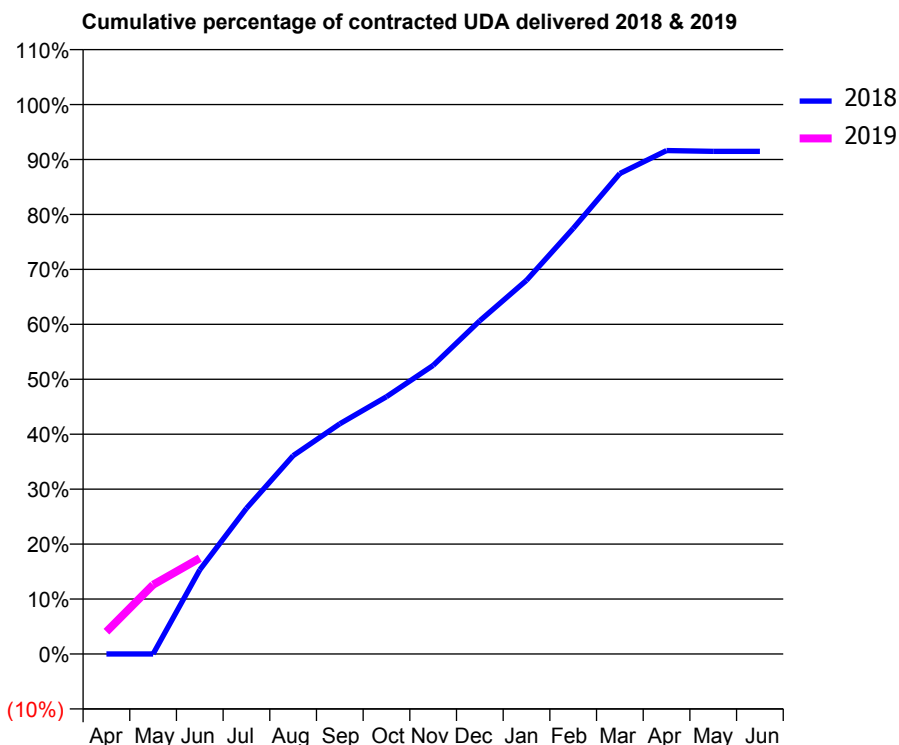
18/19 Contracted general activity (UDA)	7,987
Carry forward general activity (UDA)	0
18/19 Contracted orthodontic activity (UOA)	0
Carry forward orthodontic activity (UOA)	0
Baseline contract value	£179,181.52

ACCESS*

Patients seen in 24 months	Total	Change since previous quarter
Quarter ending June 2017	2,381	
Quarter ending September 2017	2,375	→
Quarter ending December 2017	2,362	→
Quarter ending March 2018	2,358	→
Quarter ending June 2018	2,334	↓
Variance since June 2017	(2.0%)	↓



ACTIVITY



Month	Adjusted Scheduled Activity (UDA)	
	2018	2019
April	0	324
May	0	1,007
June	1,224	1,393
July	2,117	
August	2,883	
September	3,346	
October	3,739	
November	4,195	
December	4,845	
January	5,432	
February	6,187	
March	6,984	
April	7,317	
May	7,306	
June	7,306	

QUALITY

	Quantity	Base Number	Contract	AT	Region	England
% of FP17s for the same patient ID Re-attending within 3 months - Children	10	168	6.0%	9.7%	11.0%	11.5%
% of FP17s for the same patient ID Re-attending within 3 months - Adults	95	628	15.1%	13.9%	15.3%	15.4%
% of FP17s for the same patient ID Re-attending between 3 & 9 months - Children	107	168	63.7%	61.6%	61.2%	58.9%
% of FP17s for the same patient ID Re-attending between 3 & 9 months - Adults	301	628	47.9%	53.5%	52.9%	51.6%
% of FP17s for Band 1 Urgent Courses	35	665	5.3%	9.8%	9.4%	8.9%
% of FP17s Relating to Free Repair or Replacements	4	665	0.6%	0.6%	0.7%	0.8%
% of FP17s Relating to Continuations	3	665	0.5%	0.9%	0.9%	0.9%
% of Patients satisfied with the dentistry they have received	1	2	N/A	92.3%	93.6%	93.2%
% of Patients satisfied with the time they had to wait for an appointment	2	2	N/A	89.2%	88.8%	88.8%

* This is based on patients treated on this contract for their most recent course of treatment. Figures in italics indicate the base number of FP17s or Patient Questionnaire responses are less than 100. N/A is shown where the base number of responses is less than 10 during the period. % is calculated as Quantity/Base number*100

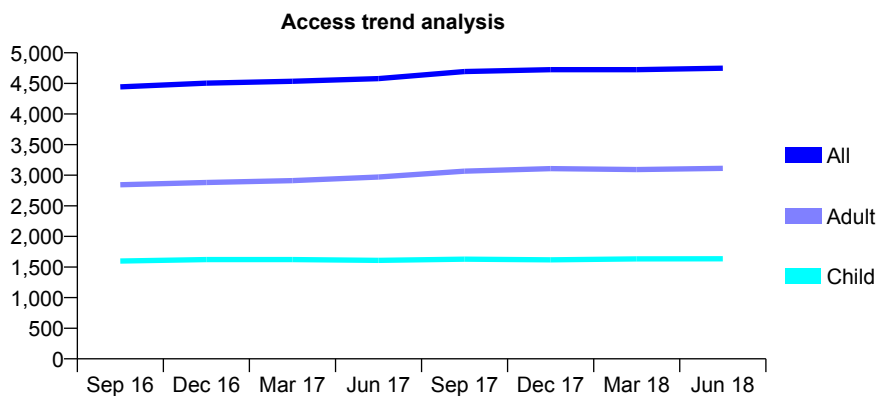
Q70 - Vital Signs At a Glance Contract Report for 110663/0001 - June 2018

Name or company name	Lake Road Dental Practice
Contract type name	GDS Contract
Purpose of contract	General
Contract start date	01/07/2010
Contract end date	

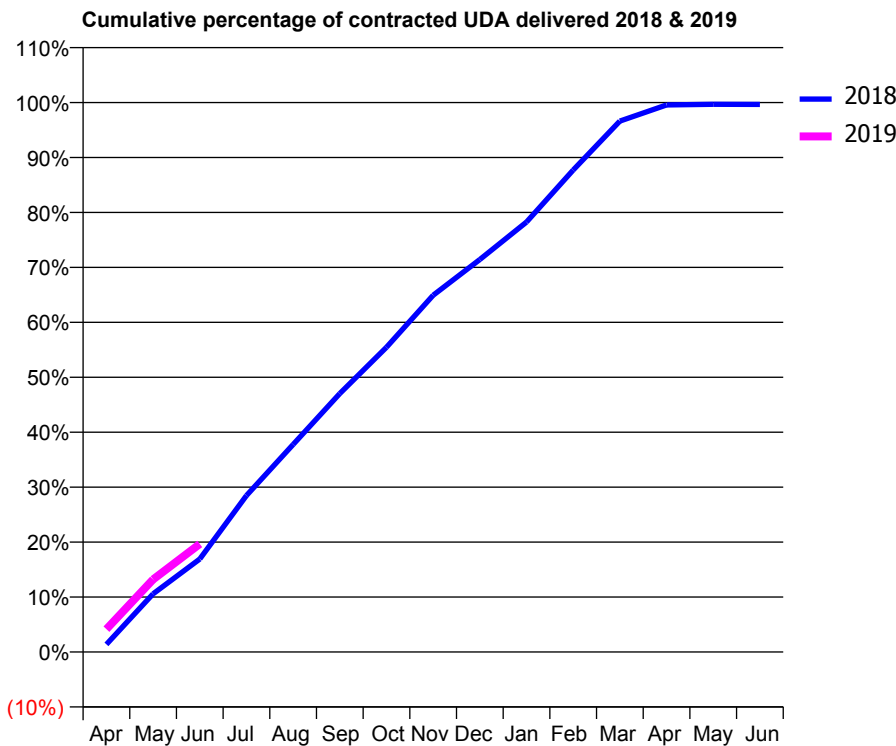
18/19 Contracted general activity (UDA)	17,225
Carry forward general activity (UDA)	0
18/19 Contracted orthodontic activity (UOA)	0
Carry forward orthodontic activity (UOA)	0
Baseline contract value	£476,792.71

ACCESS*

Patients seen in 24 months	Total	Change since previous quarter
Quarter ending June 2017	4,579	
Quarter ending September 2017	4,694	↑
Quarter ending December 2017	4,725	→
Quarter ending March 2018	4,725	→
Quarter ending June 2018	4,748	→
Variance since June 2017	3.7%	↑



ACTIVITY



Month	Adjusted Scheduled Activity (UDA)	
	2018	2019
April	241	716
May	1,825	2,277
June	2,917	3,389
July	4,905	
August	6,505	
September	8,102	
October	9,554	
November	11,183	
December	12,302	
January	13,478	
February	15,109	
March	16,642	
April	17,148	
May	17,168	
June	17,165	

QUALITY

	Quantity	Base Number	Contract	AT	Region	England
% of FP17s for the same patient ID Re-attending within 3 months - Children	55	771	7.1%	9.7%	11.0%	11.5%
% of FP17s for the same patient ID Re-attending within 3 months - Adults	128	1,161	11.0%	13.9%	15.3%	15.4%
% of FP17s for the same patient ID Re-attending between 3 & 9 months - Children	575	771	74.6%	61.6%	61.2%	58.9%
% of FP17s for the same patient ID Re-attending between 3 & 9 months - Adults	763	1,161	65.7%	53.5%	52.9%	51.6%
% of FP17s for Band 1 Urgent Courses	198	1,680	11.8%	9.8%	9.4%	8.9%
% of FP17s Relating to Free Repair or Replacements	13	1,680	0.8%	0.6%	0.7%	0.8%
% of FP17s Relating to Continuations	10	1,680	0.6%	0.9%	0.9%	0.9%
% of Patients satisfied with the dentistry they have received	2	2	N/A	92.3%	93.6%	93.2%
% of Patients satisfied with the time they had to wait for an appointment	2	2	N/A	89.2%	88.8%	88.8%

* This is based on patients treated on this contract for their most recent course of treatment. Figures in italics indicate the base number of FP17s or Patient Questionnaire responses are less than 100. N/A is shown where the base number of responses is less than 10 during the period. % is calculated as Quantity/Base number*100

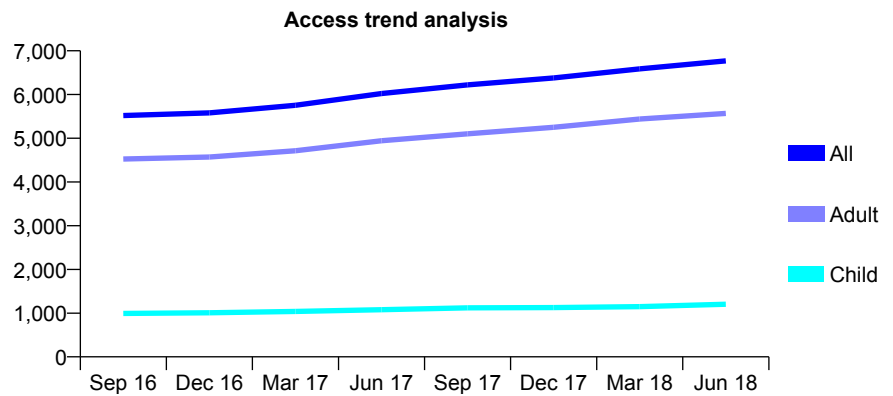
Q70 - Vital Signs At a Glance Contract Report for 110701/0001 - June 2018

Name or company name	Dr H Dhatt
Contract type name	GDS Contract
Purpose of contract	General
Contract start date	01/04/2010
Contract end date	

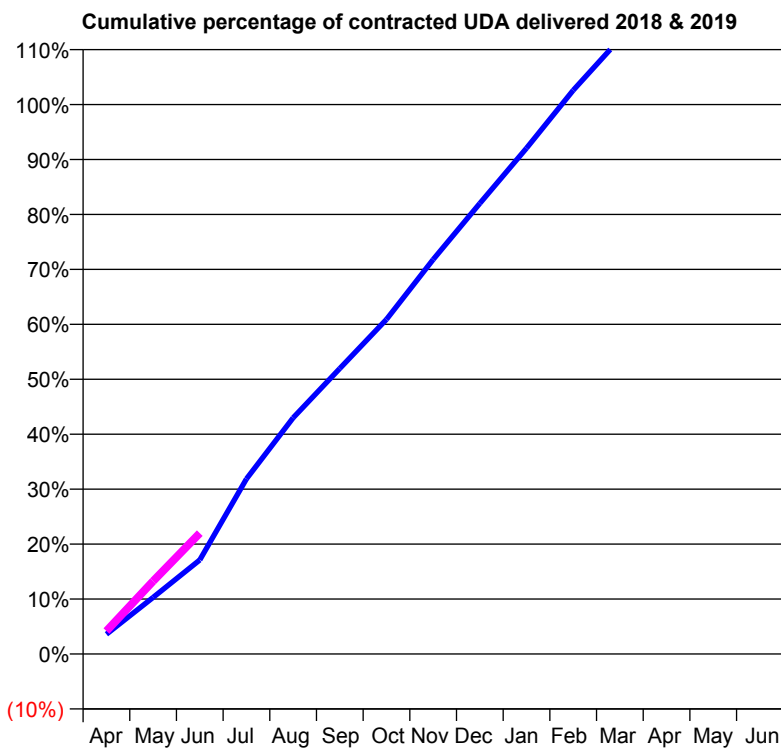
18/19 Contracted general activity (UDA)	18,000
Carry forward general activity (UDA)	0
18/19 Contracted orthodontic activity (UOA)	0
Carry forward orthodontic activity (UOA)	0
Baseline contract value	£473,706.89

ACCESS*

Patients seen in 24 months	Total	Change since previous quarter
Quarter ending June 2017	6,021	
Quarter ending September 2017	6,221	↑
Quarter ending December 2017	6,379	↑
Quarter ending March 2018	6,588	↑
Quarter ending June 2018	6,769	↑
Variance since June 2017	12.4%	↑



ACTIVITY



Adjusted Scheduled Activity (UDA)		
Month	2018	2019
April	647	752
May	1,853	2,389
June	3,083	3,959
July	5,737	
August	7,738	
September	9,356	
October	10,961	
November	12,924	
December	14,763	
January	16,570	
February	18,467	
March	20,145	
April	20,923	
May	20,948	
June	20,948	

QUALITY

	Quantity	Base Number	Contract	AT	Region	England
% of FP17s for the same patient ID Re-attending within 3 months - Children	30	466	6.4%	9.7%	11.0%	11.5%
% of FP17s for the same patient ID Re-attending within 3 months - Adults	232	1,850	12.5%	13.9%	15.3%	15.4%
% of FP17s for the same patient ID Re-attending between 3 & 9 months - Children	279	466	59.9%	61.6%	61.2%	58.9%
% of FP17s for the same patient ID Re-attending between 3 & 9 months - Adults	917	1,850	49.6%	53.5%	52.9%	51.6%
% of FP17s for Band 1 Urgent Courses	314	1,792	17.5%	9.8%	9.4%	8.9%
% of FP17s Relating to Free Repair or Replacements	0	1,792	0.0%	0.6%	0.7%	0.8%
% of FP17s Relating to Continuations	3	1,792	0.2%	0.9%	0.9%	0.9%
% of Patients satisfied with the dentistry they have received	3	3	N/A	92.3%	93.6%	93.2%
% of Patients satisfied with the time they had to wait for an appointment	3	3	N/A	89.2%	88.8%	88.8%

* This is based on patients treated on this contract for their most recent course of treatment. Figures in italics indicate the base number of FP17s or Patient Questionnaire responses are less than 100. N/A is shown where the base number of responses is less than 10 during the period. % is calculated as Quantity/Base number*100

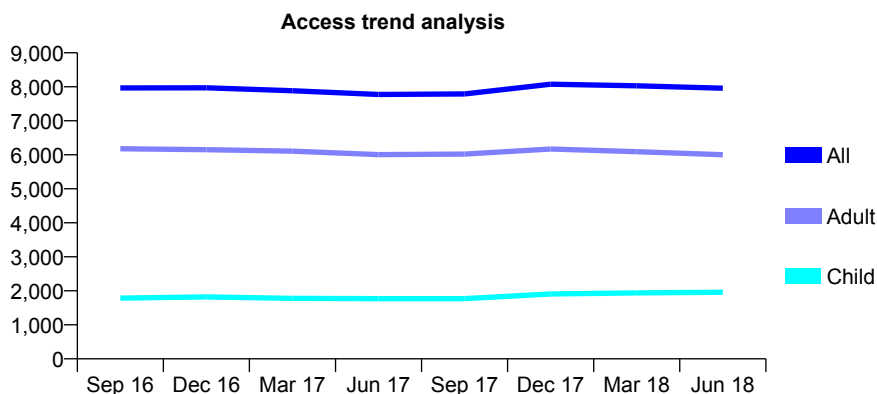
Q70 - Vital Signs At a Glance Contract Report for 112410/0001 - June 2018

Name or company name	Dale Road Oral Care Ltd
Contract type name	GDS Contract
Purpose of contract	General
Contract start date	01/09/2010
Contract end date	

18/19 Contracted general activity (UDA)	30,000
Carry forward general activity (UDA)	0
18/19 Contracted orthodontic activity (UOA)	0
Carry forward orthodontic activity (UOA)	0
Baseline contract value	£712,739.38

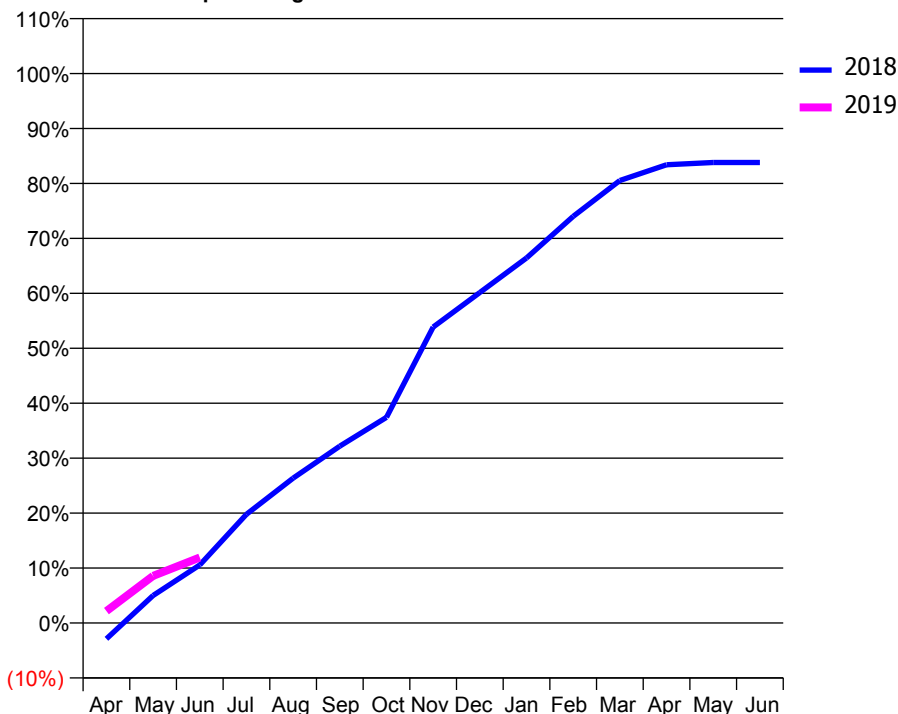
ACCESS*

Patients seen in 24 months	Total	Change since previous quarter
Quarter ending June 2017	7,773	
Quarter ending September 2017	7,791	→
Quarter ending December 2017	8,077	↑
Quarter ending March 2018	8,031	→
Quarter ending June 2018	7,958	→
Variance since June 2017	2.4%	↑



ACTIVITY

Cumulative percentage of contracted UDA delivered 2018 & 2019



Month	Adjusted Scheduled Activity (UDA)	
	2018	2019
April	-812	655
May	1,403	2,573
June	2,957	3,581
July	5,544	
August	7,381	
September	9,016	
October	10,478	
November	15,082	
December	16,839	
January	18,600	
February	20,718	
March	22,546	
April	23,350	
May	23,467	
June	23,466	

QUALITY

	Quantity	Base Number	Contract	AT	Region	England
% of FP17s for the same patient ID Re-attending within 3 months - Children	60	647	9.3%	9.7%	11.0%	11.5%
% of FP17s for the same patient ID Re-attending within 3 months - Adults	255	1,579	16.1%	13.9%	15.3%	15.4%
% of FP17s for the same patient ID Re-attending between 3 & 9 months - Children	300	647	46.4%	61.6%	61.2%	58.9%
% of FP17s for the same patient ID Re-attending between 3 & 9 months - Adults	732	1,579	46.4%	53.5%	52.9%	51.6%
% of FP17s for Band 1 Urgent Courses	207	1,793	11.5%	9.8%	9.4%	8.9%
% of FP17s Relating to Free Repair or Replacements	11	1,793	0.6%	0.6%	0.7%	0.8%
% of FP17s Relating to Continuations	36	1,793	2.0%	0.9%	0.9%	0.9%
% of Patients satisfied with the dentistry they have received	6	7	N/A	92.3%	93.6%	93.2%
% of Patients satisfied with the time they had to wait for an appointment	5	7	N/A	89.2%	88.8%	88.8%

* This is based on patients treated on this contract for their most recent course of treatment. Figures in italics indicate the base number of FP17s or Patient Questionnaire responses are less than 100. N/A is shown where the base number of responses is less than 10 during the period. % is calculated as Quantity/Base number*100

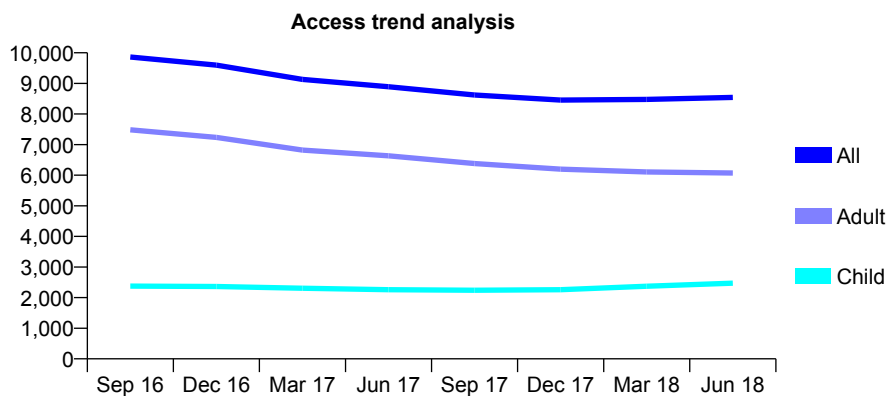
Q70 - Vital Signs At a Glance Contract Report for 112488/0004 - June 2018

Name or company name	Integrated Dental Holdings
Contract type name	GDS Contract
Purpose of contract	General
Contract start date	01/01/2009
Contract end date	

18/19 Contracted general activity (UDA)	29,968
Carry forward general activity (UDA)	0
18/19 Contracted orthodontic activity (UOA)	0
Carry forward orthodontic activity (UOA)	0
Baseline contract value	£695,341.85

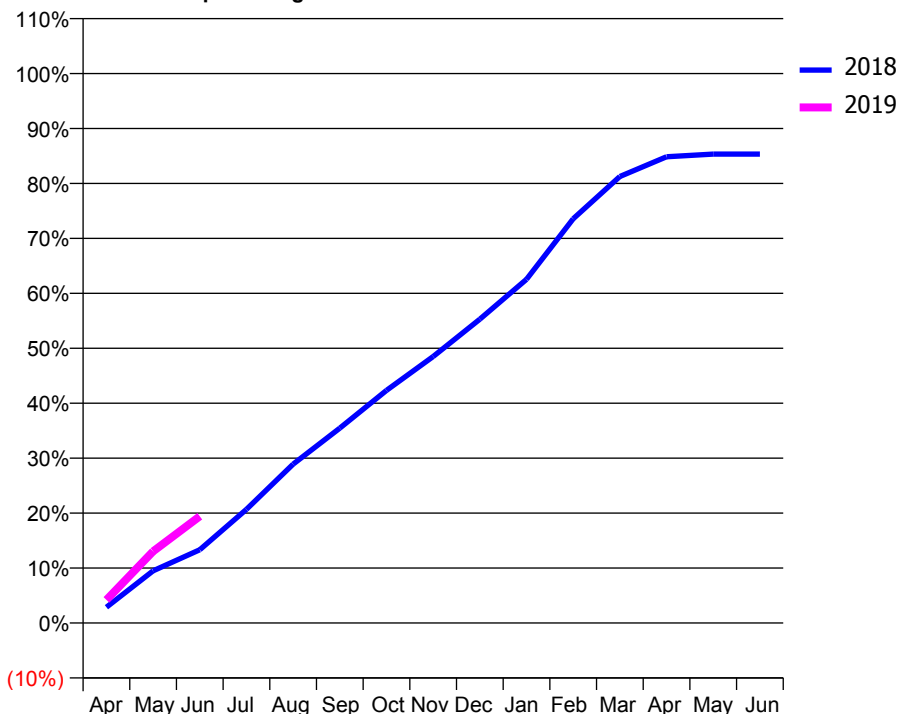
ACCESS*

Patients seen in 24 months	Total	Change since previous quarter
Quarter ending June 2017	8,892	
Quarter ending September 2017	8,622	↓
Quarter ending December 2017	8,456	↓
Quarter ending March 2018	8,477	→
Quarter ending June 2018	8,542	→
Variance since June 2017	(3.9%)	↓



ACTIVITY

Cumulative percentage of contracted UDA delivered 2018 & 2019



Month	Adjusted Scheduled Activity (UDA)	
	2018	2019
April	865	1,264
May	2,848	3,909
June	3,999	5,820
July	6,200	
August	8,664	
September	10,629	
October	12,687	
November	14,536	
December	16,568	
January	18,745	
February	22,048	
March	24,351	
April	25,431	
May	25,572	
June	25,571	

QUALITY

	Quantity	Base Number	Contract	AT	Region	England
% of FP17s for the same patient ID Re-attending within 3 months - Children	62	912	6.8%	9.7%	11.0%	11.5%
% of FP17s for the same patient ID Re-attending within 3 months - Adults	283	1,932	14.6%	13.9%	15.3%	15.4%
% of FP17s for the same patient ID Re-attending between 3 & 9 months - Children	438	912	48.0%	61.6%	61.2%	58.9%
% of FP17s for the same patient ID Re-attending between 3 & 9 months - Adults	822	1,932	42.5%	53.5%	52.9%	51.6%
% of FP17s for Band 1 Urgent Courses	208	2,384	8.7%	9.8%	9.4%	8.9%
% of FP17s Relating to Free Repair or Replacements	15	2,384	0.6%	0.6%	0.7%	0.8%
% of FP17s Relating to Continuations	18	2,384	0.8%	0.9%	0.9%	0.9%
% of Patients satisfied with the dentistry they have received	1	1	N/A	92.3%	93.6%	93.2%
% of Patients satisfied with the time they had to wait for an appointment	1	1	N/A	89.2%	88.8%	88.8%

* This is based on patients treated on this contract for their most recent course of treatment. Figures in italics indicate the base number of FP17s or Patient Questionnaire responses are less than 100. N/A is shown where the base number of responses is less than 10 during the period. % is calculated as Quantity/Base number*100

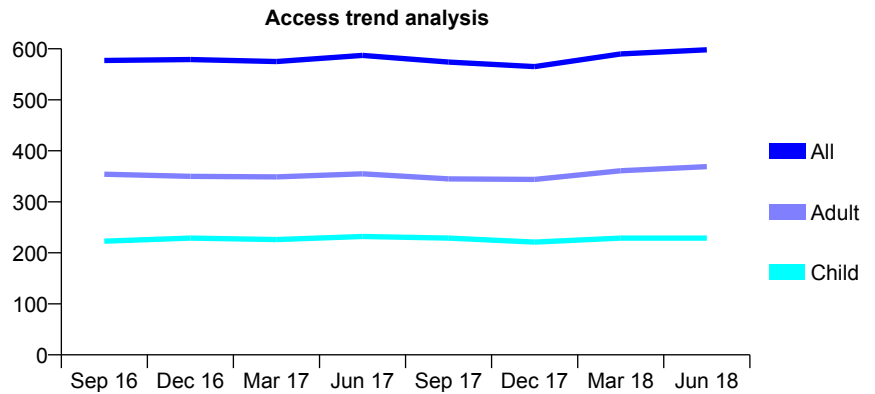
Q70 - Vital Signs At a Glance Contract Report for 112593/0001 - June 2018

Name or company name	Mrs T C Martin
Contract type name	GDS Contract
Purpose of contract	General
Contract start date	01/01/2012
Contract end date	

18/19 Contracted general activity (UDA)	1,407
Carry forward general activity (UDA)	0
18/19 Contracted orthodontic activity (UOA)	0
Carry forward orthodontic activity (UOA)	0
Baseline contract value	£35,116.64

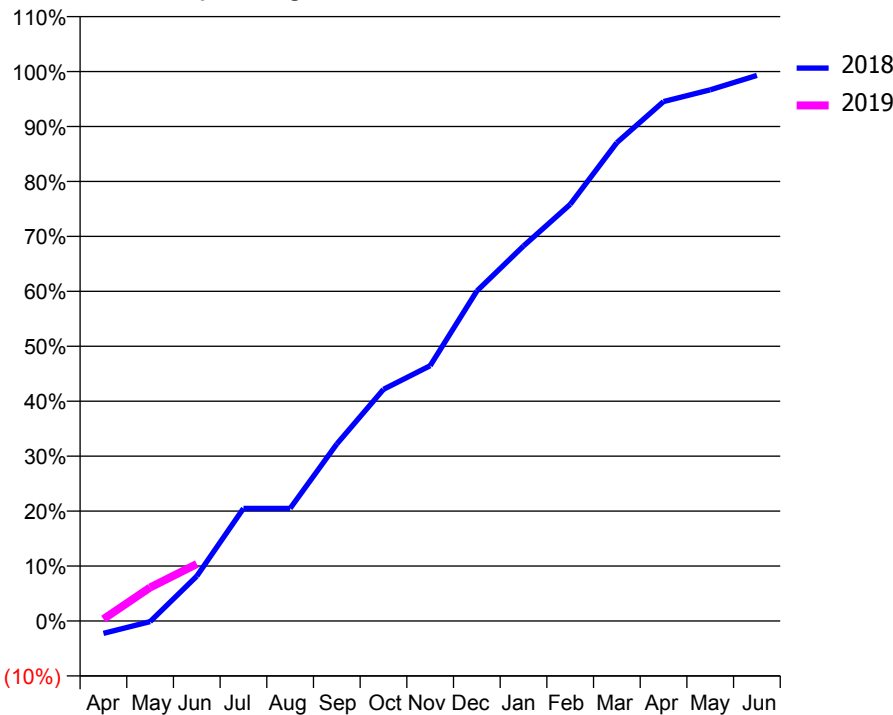
ACCESS*

Patients seen in 24 months	Total	Change since previous quarter
Quarter ending June 2017	587	
Quarter ending September 2017	574	↓
Quarter ending December 2017	565	↓
Quarter ending March 2018	590	↑
Quarter ending June 2018	598	→
Variance since June 2017	1.9%	→



ACTIVITY

Cumulative percentage of contracted UDA delivered 2018 & 2019



Month	Adjusted Scheduled Activity (UDA)	
	2018	2019
April	-32	5
May	-2	86
June	115	146
July	288	
August	288	
September	453	
October	593	
November	654	
December	845	
January	960	
February	1,067	
March	1,225	
April	1,330	
May	1,360	
June	1,397	

QUALITY

	Quantity	Base Number	Contract	AT	Region	England
% of FP17s for the same patient ID Re-attending within 3 months - Children	5	68	7.4%	9.7%	11.0%	11.5%
% of FP17s for the same patient ID Re-attending within 3 months - Adults	10	109	9.2%	13.9%	15.3%	15.4%
% of FP17s for the same patient ID Re-attending between 3 & 9 months - Children	39	68	57.4%	61.6%	61.2%	58.9%
% of FP17s for the same patient ID Re-attending between 3 & 9 months - Adults	58	109	53.2%	53.5%	52.9%	51.6%
% of FP17s for Band 1 Urgent Courses	0	111	0.0%	9.8%	9.4%	8.9%
% of FP17s Relating to Free Repair or Replacements	0	111	0.0%	0.6%	0.7%	0.8%
% of FP17s Relating to Continuations	0	111	0.0%	0.9%	0.9%	0.9%
% of Patients satisfied with the dentistry they have received	1	1	N/A	92.3%	93.6%	93.2%
% of Patients satisfied with the time they had to wait for an appointment	1	1	N/A	89.2%	88.8%	88.8%

* This is based on patients treated on this contract for their most recent course of treatment. Figures in italics indicate the base number of FP17s or Patient Questionnaire responses are less than 100. N/A is shown where the base number of responses is less than 10 during the period. % is calculated as Quantity/Base number*100

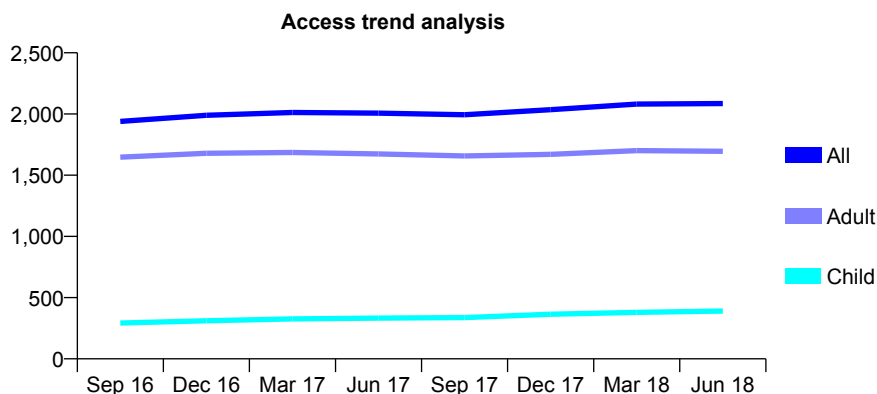
Q70 - Vital Signs At a Glance Contract Report for 112690/0001 - June 2018

Name or company name	The Grove Dental Practice
Contract type name	GDS Contract
Purpose of contract	General
Contract start date	28/03/2014
Contract end date	

18/19 Contracted general activity (UDA)	5,028
Carry forward general activity (UDA)	0
18/19 Contracted orthodontic activity (UOA)	0
Carry forward orthodontic activity (UOA)	0
Baseline contract value	£116,940.35

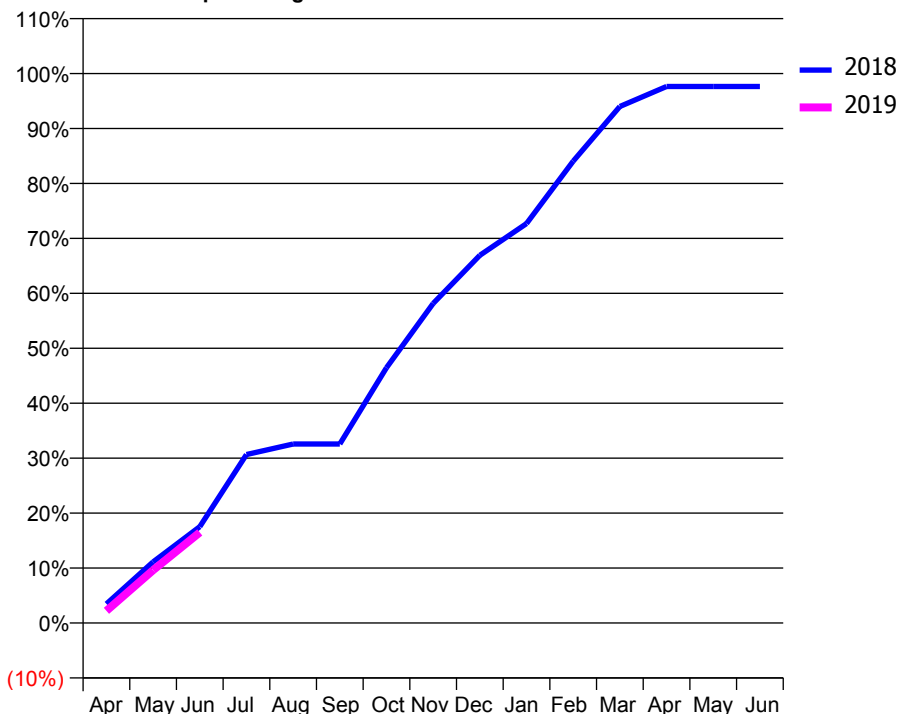
ACCESS*

Patients seen in 24 months	Total	Change since previous quarter
Quarter ending June 2017	2,007	
Quarter ending September 2017	1,994	→
Quarter ending December 2017	2,035	↑
Quarter ending March 2018	2,081	↑
Quarter ending June 2018	2,086	→
Variance since June 2017	3.9%	↑



ACTIVITY

Cumulative percentage of contracted UDA delivered 2018 & 2019



Adjusted Scheduled Activity (UDA)

Month	2018	2019
April	176	112
May	560	483
June	881	829
July	1,542	
August	1,638	
September	1,638	
October	2,336	
November	2,924	
December	3,365	
January	3,655	
February	4,226	
March	4,726	
April	4,910	
May	4,910	
June	4,910	

QUALITY

	Quantity	Base Number	Contract	AT	Region	England
% of FP17s for the same patient ID Re-attending within 3 months - Children	5	124	4.0%	9.7%	11.0%	11.5%
% of FP17s for the same patient ID Re-attending within 3 months - Adults	49	521	9.4%	13.9%	15.3%	15.4%
% of FP17s for the same patient ID Re-attending between 3 & 9 months - Children	79	124	63.7%	61.6%	61.2%	58.9%
% of FP17s for the same patient ID Re-attending between 3 & 9 months - Adults	341	521	65.5%	53.5%	52.9%	51.6%
% of FP17s for Band 1 Urgent Courses	68	554	12.3%	9.8%	9.4%	8.9%
% of FP17s Relating to Free Repair or Replacements	4	554	0.7%	0.6%	0.7%	0.8%
% of FP17s Relating to Continuations	0	554	0.0%	0.9%	0.9%	0.9%
% of Patients satisfied with the dentistry they have received	1	1	N/A	92.3%	93.6%	93.2%
% of Patients satisfied with the time they had to wait for an appointment	1	1	N/A	89.2%	88.8%	88.8%

* This is based on patients treated on this contract for their most recent course of treatment. Figures in italics indicate the base number of FP17s or Patient Questionnaire responses are less than 100. N/A is shown where the base number of responses is less than 10 during the period. % is calculated as Quantity/Base number*100

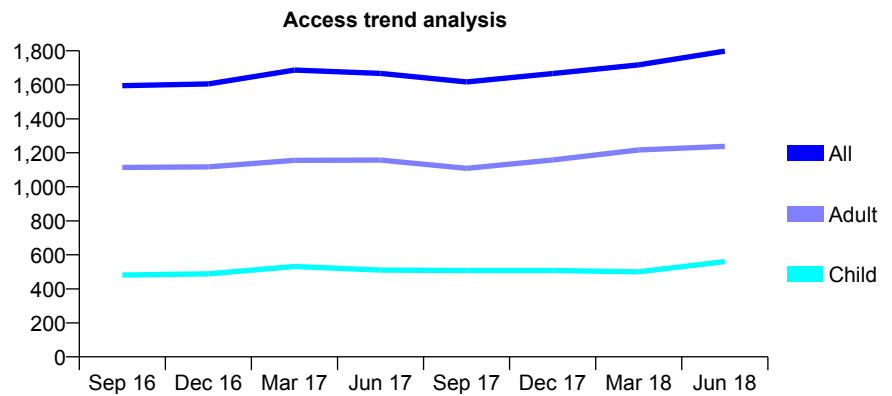
Q70 - Vital Signs At a Glance Contract Report for 112844/0001 - June 2018

Name or company name	Tadley Dental Care Partnership
Contract type name	GDS Contract
Purpose of contract	General
Contract start date	09/03/2012
Contract end date	

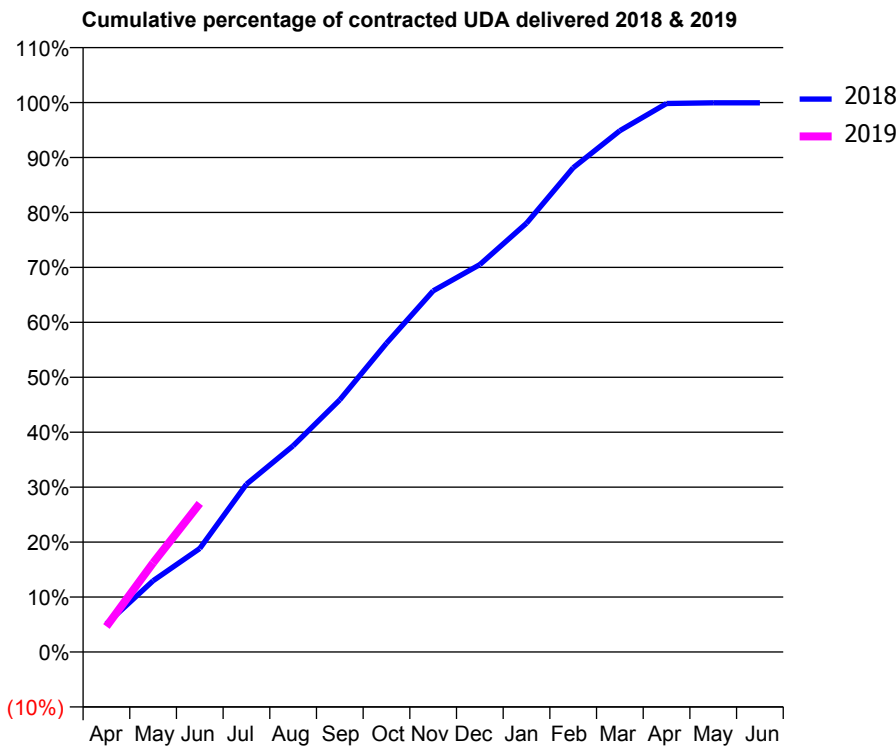
18/19 Contracted general activity (UDA)	4,130
Carry forward general activity (UDA)	0
18/19 Contracted orthodontic activity (UOA)	0
Carry forward orthodontic activity (UOA)	0
Baseline contract value	£108,726.00

ACCESS*

Patients seen in 24 months	Total	Change since previous quarter
Quarter ending June 2017	1,667	
Quarter ending September 2017	1,617	↓
Quarter ending December 2017	1,666	↑
Quarter ending March 2018	1,717	↑
Quarter ending June 2018	1,798	↑
Variance since June 2017	7.9%	↑



ACTIVITY



Adjusted Scheduled Activity (UDA)		
Month	2018	2019
April	212	192
May	536	670
June	778	1,117
July	1,261	
August	1,550	
September	1,895	
October	2,321	
November	2,715	
December	2,912	
January	3,223	
February	3,640	
March	3,919	
April	4,123	
May	4,128	
June	4,128	

QUALITY

	Quantity	Base Number	Contract	AT	Region	England
% of FP17s for the same patient ID Re-attending within 3 months - Children	6	300	2.0%	9.7%	11.0%	11.5%
% of FP17s for the same patient ID Re-attending within 3 months - Adults	35	583	6.0%	13.9%	15.3%	15.4%
% of FP17s for the same patient ID Re-attending between 3 & 9 months - Children	97	300	32.3%	61.6%	61.2%	58.9%
% of FP17s for the same patient ID Re-attending between 3 & 9 months - Adults	198	583	34.0%	53.5%	52.9%	51.6%
% of FP17s for Band 1 Urgent Courses	36	761	4.7%	9.8%	9.4%	8.9%
% of FP17s Relating to Free Repair or Replacements	2	761	0.3%	0.6%	0.7%	0.8%
% of FP17s Relating to Continuations	0	761	0.0%	0.9%	0.9%	0.9%
% of Patients satisfied with the dentistry they have received	1	1	N/A	92.3%	93.6%	93.2%
% of Patients satisfied with the time they had to wait for an appointment	1	1	N/A	89.2%	88.8%	88.8%

* This is based on patients treated on this contract for their most recent course of treatment. Figures in italics indicate the base number of FP17s or Patient Questionnaire responses are less than 100. N/A is shown where the base number of responses is less than 10 during the period. % is calculated as Quantity/Base number*100

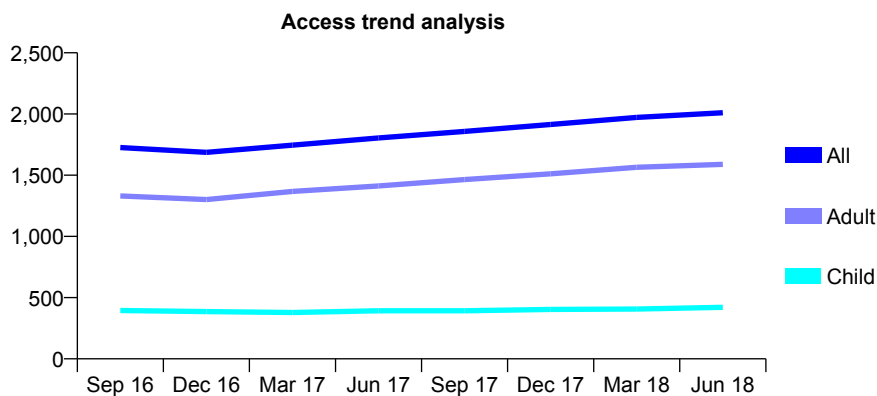
Q70 - Vital Signs At a Glance Contract Report for 115304/0001 - June 2018

Name or company name	Ms A Modarresi-Tehrani
Contract type name	GDS Contract
Purpose of contract	General
Contract start date	10/08/2012
Contract end date	

18/19 Contracted general activity (UDA)	4,462
Carry forward general activity (UDA)	0
18/19 Contracted orthodontic activity (UOA)	0
Carry forward orthodontic activity (UOA)	0
Baseline contract value	£118,369.64

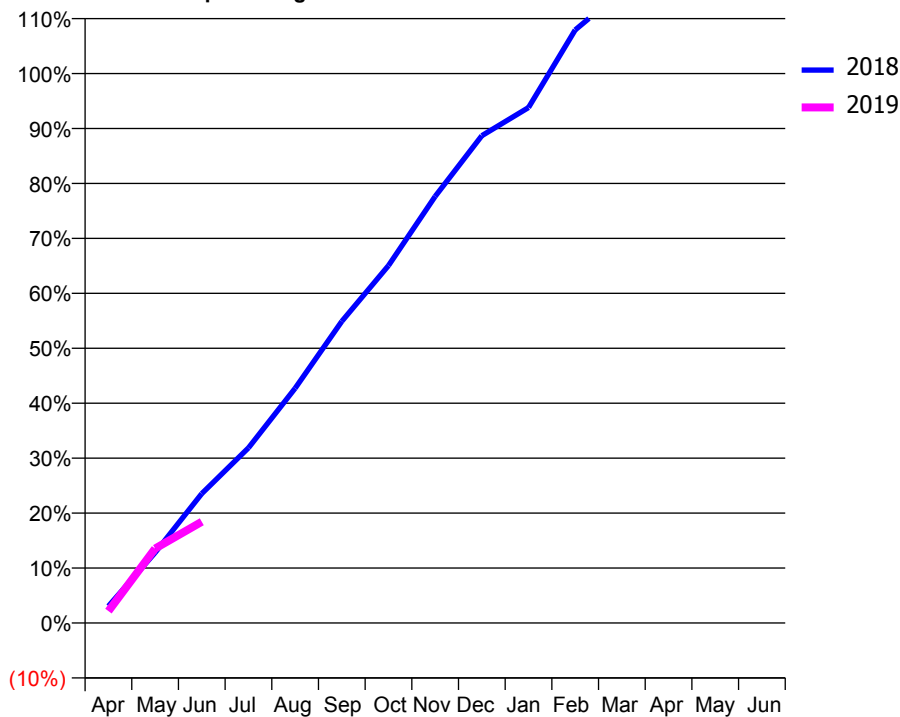
ACCESS*

Patients seen in 24 months	Total	Change since previous quarter
Quarter ending June 2017	1,805	
Quarter ending September 2017	1,858	↑
Quarter ending December 2017	1,915	↑
Quarter ending March 2018	1,972	↑
Quarter ending June 2018	2,010	→
Variance since June 2017	11.4%	↑



ACTIVITY

Cumulative percentage of contracted UDA delivered 2018 & 2019



Month	Adjusted Scheduled Activity (UDA)	
	2018	2019
April	137	97
May	571	605
June	1,051	823
July	1,422	
August	1,906	
September	2,450	
October	2,903	
November	3,464	
December	3,957	
January	4,186	
February	4,816	
March	5,129	
April	5,380	
May	5,385	
June	5,386	

QUALITY

	Quantity	Base Number	Contract	AT	Region	England
% of FP17s for the same patient ID Re-attending within 3 months - Children	3	102	2.9%	9.7%	11.0%	11.5%
% of FP17s for the same patient ID Re-attending within 3 months - Adults	63	419	15.0%	13.9%	15.3%	15.4%
% of FP17s for the same patient ID Re-attending between 3 & 9 months - Children	56	102	54.9%	61.6%	61.2%	58.9%
% of FP17s for the same patient ID Re-attending between 3 & 9 months - Adults	213	419	50.8%	53.5%	52.9%	51.6%
% of FP17s for Band 1 Urgent Courses	33	392	8.4%	9.8%	9.4%	8.9%
% of FP17s Relating to Free Repair or Replacements	0	392	0.0%	0.6%	0.7%	0.8%
% of FP17s Relating to Continuations	0	392	0.0%	0.9%	0.9%	0.9%
% of Patients satisfied with the dentistry they have received	7	7	N/A	92.3%	93.6%	93.2%
% of Patients satisfied with the time they had to wait for an appointment	7	7	N/A	89.2%	88.8%	88.8%

* This is based on patients treated on this contract for their most recent course of treatment. Figures in italics indicate the base number of FP17s or Patient Questionnaire responses are less than 100. N/A is shown where the base number of responses is less than 10 during the period. % is calculated as Quantity/Base number*100

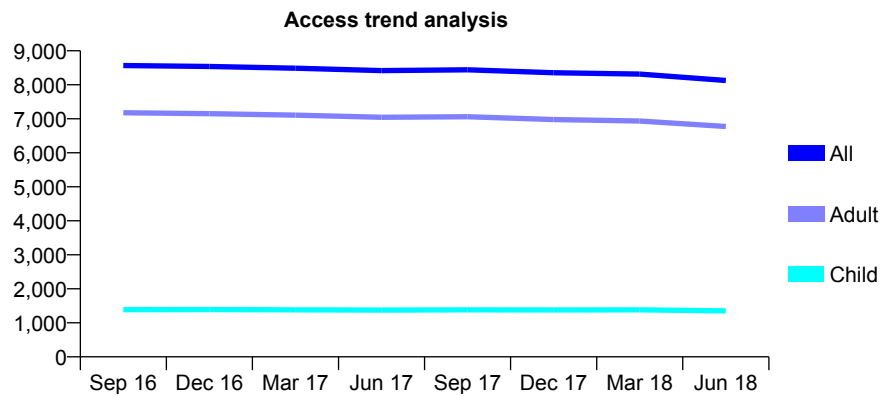
Q70 - Vital Signs At a Glance Contract Report for 115363/0001 - June 2018

Name or company name	Holmoak Dental Practice
Contract type name	GDS Contract
Purpose of contract	General
Contract start date	01/04/2009
Contract end date	

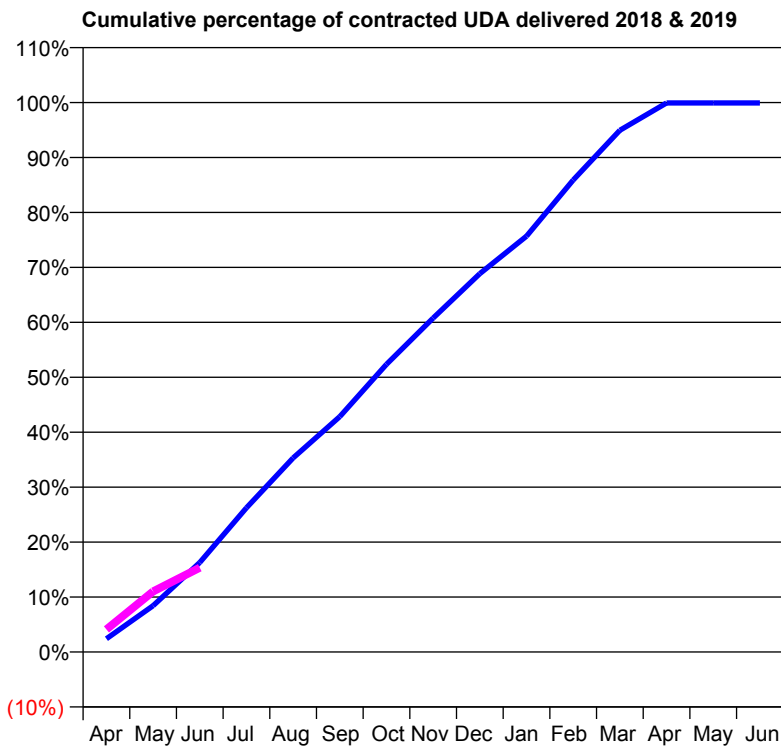
18/19 Contracted general activity (UDA)	28,000
Carry forward general activity (UDA)	0
18/19 Contracted orthodontic activity (UOA)	0
Carry forward orthodontic activity (UOA)	0
Baseline contract value	£728,658.50

ACCESS*

Patients seen in 24 months	Total	Change since previous quarter
Quarter ending June 2017	8,419	
Quarter ending September 2017	8,442	→
Quarter ending December 2017	8,355	↓
Quarter ending March 2018	8,317	→
Quarter ending June 2018	8,126	↓
Variance since June 2017	(3.5%)	↓



ACTIVITY



Month	Adjusted Scheduled Activity (UDA)	
	2018	2019
April	676	1,152
May	2,361	3,088
June	4,562	4,294
July	7,351	
August	9,892	
September	11,993	
October	14,658	
November	17,018	
December	19,278	
January	21,192	
February	24,049	
March	26,583	
April	27,978	
May	27,980	
June	27,979	

QUALITY

	Quantity	Base Number	Contract	AT	Region	England
% of FP17s for the same patient ID Re-attending within 3 months - Children	29	440	6.6%	9.7%	11.0%	11.5%
% of FP17s for the same patient ID Re-attending within 3 months - Adults	364	2,340	15.6%	13.9%	15.3%	15.4%
% of FP17s for the same patient ID Re-attending between 3 & 9 months - Children	283	440	64.3%	61.6%	61.2%	58.9%
% of FP17s for the same patient ID Re-attending between 3 & 9 months - Adults	1,435	2,340	61.3%	53.5%	52.9%	51.6%
% of FP17s for Band 1 Urgent Courses	271	2,247	12.1%	9.8%	9.4%	8.9%
% of FP17s Relating to Free Repair or Replacements	21	2,247	0.9%	0.6%	0.7%	0.8%
% of FP17s Relating to Continuations	13	2,247	0.6%	0.9%	0.9%	0.9%
% of Patients satisfied with the dentistry they have received	10	12	83.3%	92.3%	93.6%	93.2%
% of Patients satisfied with the time they had to wait for an appointment	11	12	91.7%	89.2%	88.8%	88.8%

* This is based on patients treated on this contract for their most recent course of treatment. Figures in italics indicate the base number of FP17s or Patient Questionnaire responses are less than 100. N/A is shown where the base number of responses is less than 10 during the period. % is calculated as Quantity/Base number*100

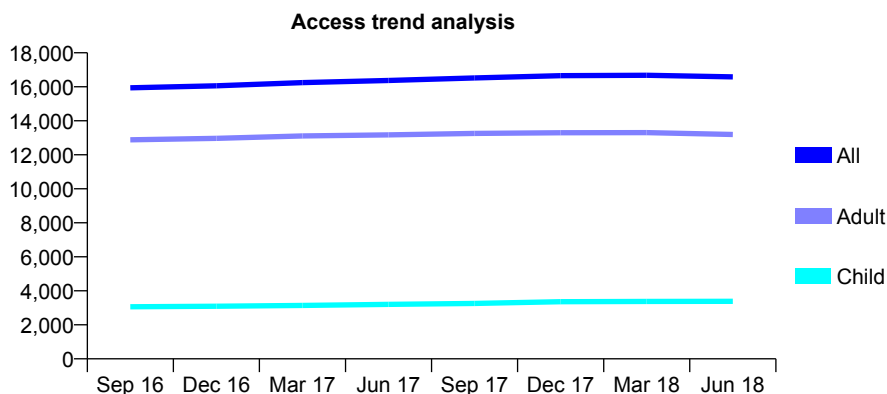
Q70 - Vital Signs At a Glance Contract Report for 116718/0001 - June 2018

Name or company name	St James Dental Practice Partnership
Contract type name	Pilot Contract
Purpose of contract	General and Orthodontic
Contract start date	01/01/2011
Contract end date	

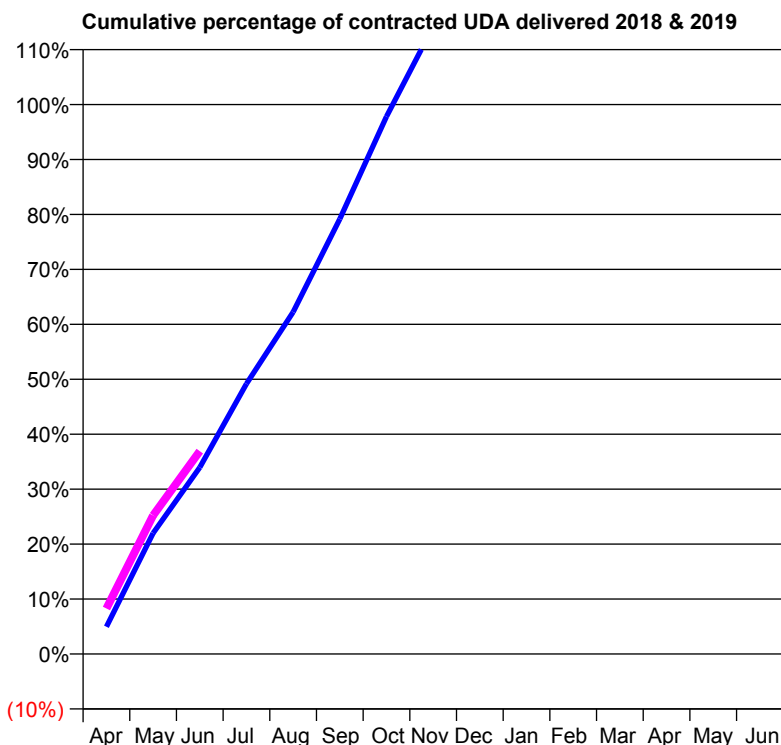
18/19 Contracted general activity (UDA)	21,572
Carry forward general activity (UDA)	0
18/19 Contracted orthodontic activity (UOA)	0
Carry forward orthodontic activity (UOA)	0
Baseline contract value	£1,865,107.06

ACCESS*

Patients seen in 24 months	Total	Change since previous quarter
Quarter ending June 2017	16,376	
Quarter ending September 2017	16,521	→
Quarter ending December 2017	16,654	→
Quarter ending March 2018	16,681	→
Quarter ending June 2018	16,581	→
Variance since June 2017	1.3%	→



ACTIVITY



Month	Adjusted Scheduled Activity (UDA)	
	2018	2019
April	1,069	1,787
May	4,746	5,444
June	7,328	7,966
July	10,610	
August	13,425	
September	17,078	
October	21,099	
November	24,626	
December	27,810	
January	30,806	
February	34,479	
March	37,706	
April	39,255	
May	39,258	
June	39,260	

QUALITY

	Quantity	Base Number	Contract	AT	Region	England
% of FP17s for the same patient ID Re-attending within 3 months - Children	32	1,232	2.6%	9.7%	11.0%	11.5%
% of FP17s for the same patient ID Re-attending within 3 months - Adults	418	3,430	12.2%	13.9%	15.3%	15.4%
% of FP17s for the same patient ID Re-attending between 3 & 9 months - Children	809	1,232	65.7%	61.6%	61.2%	58.9%
% of FP17s for the same patient ID Re-attending between 3 & 9 months - Adults	1,276	3,430	37.2%	53.5%	52.9%	51.6%
% of FP17s for Band 1 Urgent Courses	0	3,855	0.0%	9.8%	9.4%	8.9%
% of FP17s Relating to Free Repair or Replacements	21	3,855	0.5%	0.6%	0.7%	0.8%
% of FP17s Relating to Continuations	147	3,855	3.8%	0.9%	0.9%	0.9%
% of Patients satisfied with the dentistry they have received	9	9	N/A	92.3%	93.6%	93.2%
% of Patients satisfied with the time they had to wait for an appointment	9	9	N/A	89.2%	88.8%	88.8%

* This is based on patients treated on this contract for their most recent course of treatment. Figures in italics indicate the base number of FP17s or Patient Questionnaire responses are less than 100. N/A is shown where the base number of responses is less than 10 during the period. % is calculated as Quantity/Base number*100

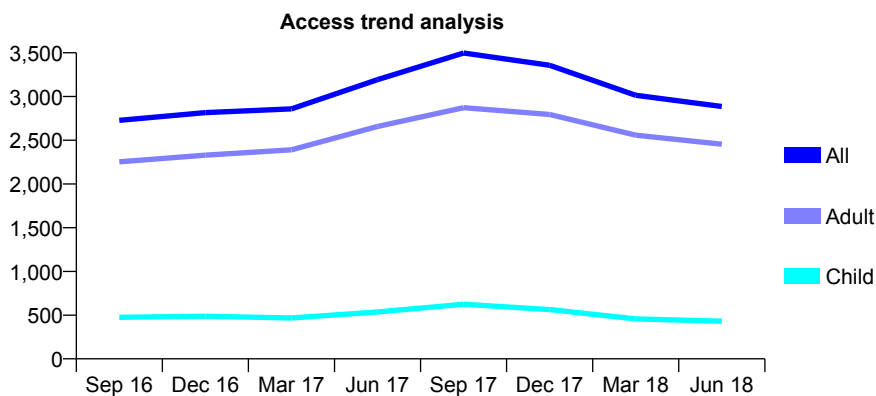
Q70 - Vital Signs At a Glance Contract Report for 117463/0001 - June 2018

Name or company name	Jonathan Mynors-Wallis, Jayne Mynors-We
Contract type name	PDS Plus Contract
Purpose of contract	General
Contract start date	01/01/2011
Contract end date	31/12/2020

18/19 Contracted general activity (UDA)	6,000
Carry forward general activity (UDA)	0
18/19 Contracted orthodontic activity (UOA)	0
Carry forward orthodontic activity (UOA)	0
Baseline contract value	£120,052.02

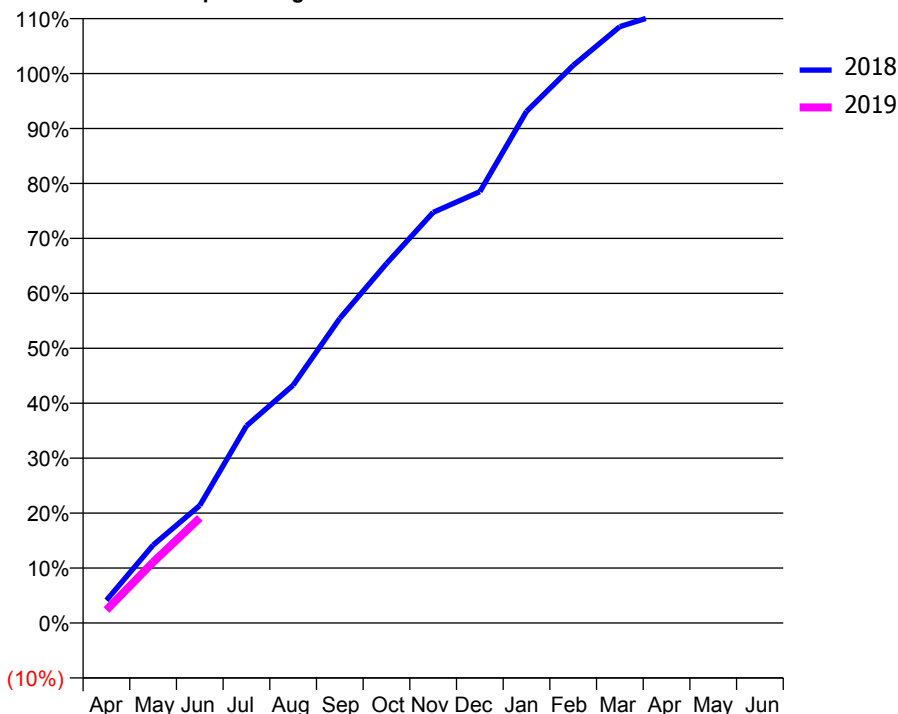
ACCESS*

Patients seen in 24 months	Total	Change since previous quarter
Quarter ending June 2017	3,193	
Quarter ending September 2017	3,498	↑
Quarter ending December 2017	3,357	↓
Quarter ending March 2018	3,015	↓
Quarter ending June 2018	2,886	↓
Variance since June 2017	(9.6%)	↓



ACTIVITY

Cumulative percentage of contracted UDA delivered 2018 & 2019



Adjusted Scheduled Activity (UDA)

Month	2018	2019
April	248	142
May	850	665
June	1,284	1,147
July	2,153	
August	2,596	
September	3,326	
October	3,924	
November	4,484	
December	4,709	
January	5,585	
February	6,089	
March	6,512	
April	6,672	
May	6,680	
June	6,680	

QUALITY

	Quantity	Base Number	Contract	AT	Region	England
% of FP17s for the same patient ID Re-attending within 3 months - Children	0	128	0.0%	9.7%	11.0%	11.5%
% of FP17s for the same patient ID Re-attending within 3 months - Adults	52	669	7.8%	13.9%	15.3%	15.4%
% of FP17s for the same patient ID Re-attending between 3 & 9 months - Children	57	128	44.5%	61.6%	61.2%	58.9%
% of FP17s for the same patient ID Re-attending between 3 & 9 months - Adults	159	669	23.8%	53.5%	52.9%	51.6%
% of FP17s for Band 1 Urgent Courses	46	552	8.3%	9.8%	9.4%	8.9%
% of FP17s Relating to Free Repair or Replacements	7	552	1.3%	0.6%	0.7%	0.8%
% of FP17s Relating to Continuations	6	552	1.1%	0.9%	0.9%	0.9%
% of Patients satisfied with the dentistry they have received	1	2	N/A	92.3%	93.6%	93.2%
% of Patients satisfied with the time they had to wait for an appointment	2	2	N/A	89.2%	88.8%	88.8%

* This is based on patients treated on this contract for their most recent course of treatment. Figures in italics indicate the base number of FP17s or Patient Questionnaire responses are less than 100. N/A is shown where the base number of responses is less than 10 during the period. % is calculated as Quantity/Base number*100

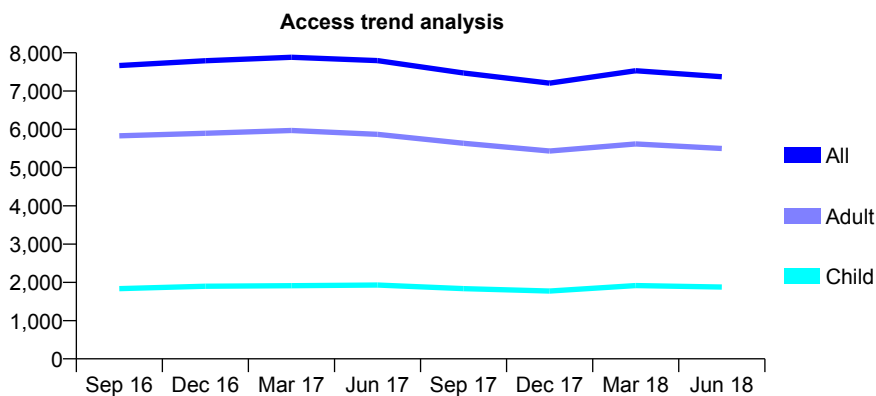
Q70 - Vital Signs At a Glance Contract Report for 118060/0025 - June 2018

Name or company name	Genix Healthcare Ltd
Contract type name	GDS Contract
Purpose of contract	General
Contract start date	24/01/2011
Contract end date	

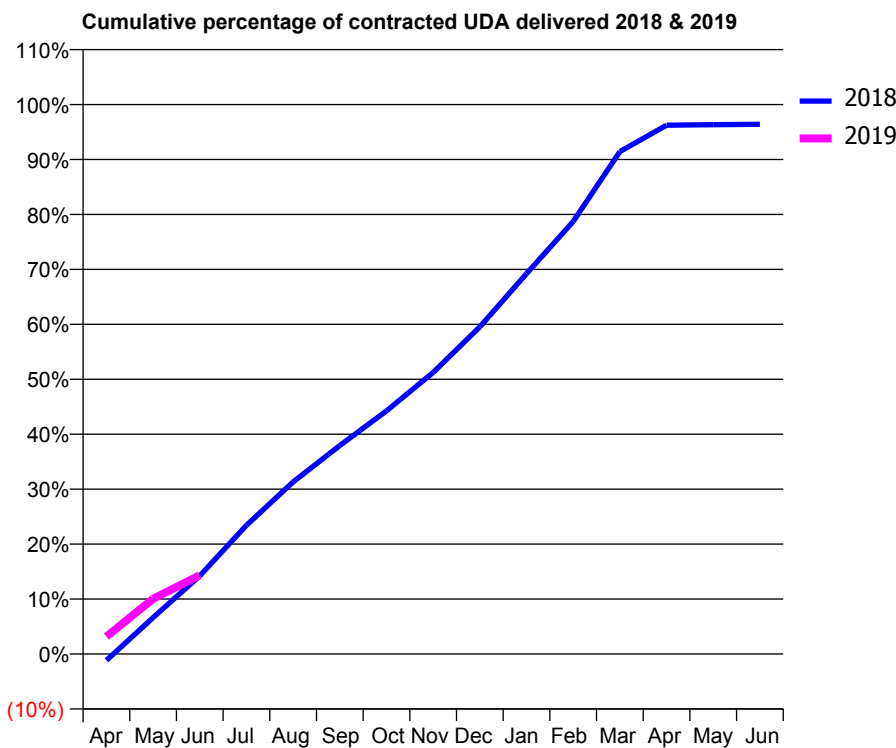
18/19 Contracted general activity (UDA)	21,000
Carry forward general activity (UDA)	0
18/19 Contracted orthodontic activity (UOA)	0
Carry forward orthodontic activity (UOA)	0
Baseline contract value	£530,532.93

ACCESS*

Patients seen in 24 months	Total	Change since previous quarter
Quarter ending June 2017	7,796	
Quarter ending September 2017	7,472	↓
Quarter ending December 2017	7,206	↓
Quarter ending March 2018	7,532	↑
Quarter ending June 2018	7,374	↓
Variance since June 2017	(5.4%)	↓



ACTIVITY



Adjusted Scheduled Activity (UDA)		
Month	2018	2019
April	-245	663
May	1,393	2,111
June	2,988	3,009
July	4,919	
August	6,578	
September	7,966	
October	9,293	
November	10,762	
December	12,506	
January	14,535	
February	16,529	
March	19,198	
April	20,208	
May	20,228	
June	20,244	

QUALITY

	Quantity	Base Number	Contract	AT	Region	England
% of FP17s for the same patient ID Re-attending within 3 months - Children	39	441	8.8%	9.7%	11.0%	11.5%
% of FP17s for the same patient ID Re-attending within 3 months - Adults	221	1,442	15.3%	13.9%	15.3%	15.4%
% of FP17s for the same patient ID Re-attending between 3 & 9 months - Children	266	441	60.3%	61.6%	61.2%	58.9%
% of FP17s for the same patient ID Re-attending between 3 & 9 months - Adults	848	1,442	58.8%	53.5%	52.9%	51.6%
% of FP17s for Band 1 Urgent Courses	124	1,528	8.1%	9.8%	9.4%	8.9%
% of FP17s Relating to Free Repair or Replacements	27	1,528	1.8%	0.6%	0.7%	0.8%
% of FP17s Relating to Continuations	6	1,528	0.4%	0.9%	0.9%	0.9%
% of Patients satisfied with the dentistry they have received	4	4	N/A	92.3%	93.6%	93.2%
% of Patients satisfied with the time they had to wait for an appointment	3	4	N/A	89.2%	88.8%	88.8%

* This is based on patients treated on this contract for their most recent course of treatment. Figures in italics indicate the base number of FP17s or Patient Questionnaire responses are less than 100. N/A is shown where the base number of responses is less than 10 during the period. % is calculated as Quantity/Base number*100

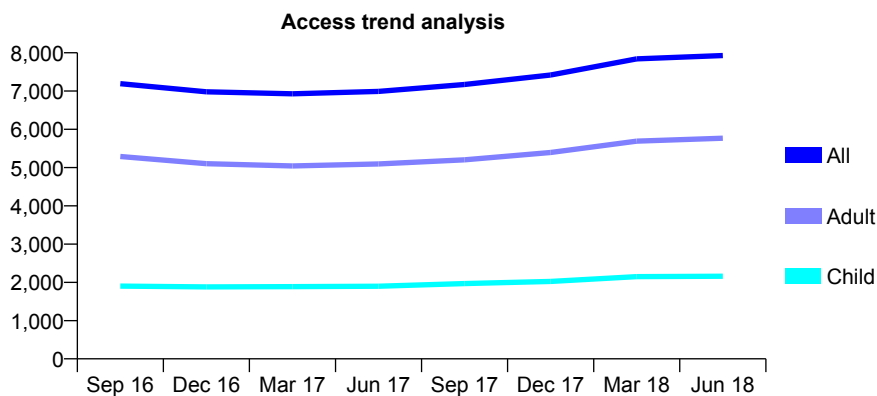
Q70 - Vital Signs At a Glance Contract Report for 118060/0026 - June 2018

Name or company name	Genix Healthcare Ltd
Contract type name	GDS Contract
Purpose of contract	General
Contract start date	01/04/2011
Contract end date	

18/19 Contracted general activity (UDA)	21,000
Carry forward general activity (UDA)	0
18/19 Contracted orthodontic activity (UOA)	0
Carry forward orthodontic activity (UOA)	0
Baseline contract value	£530,532.93

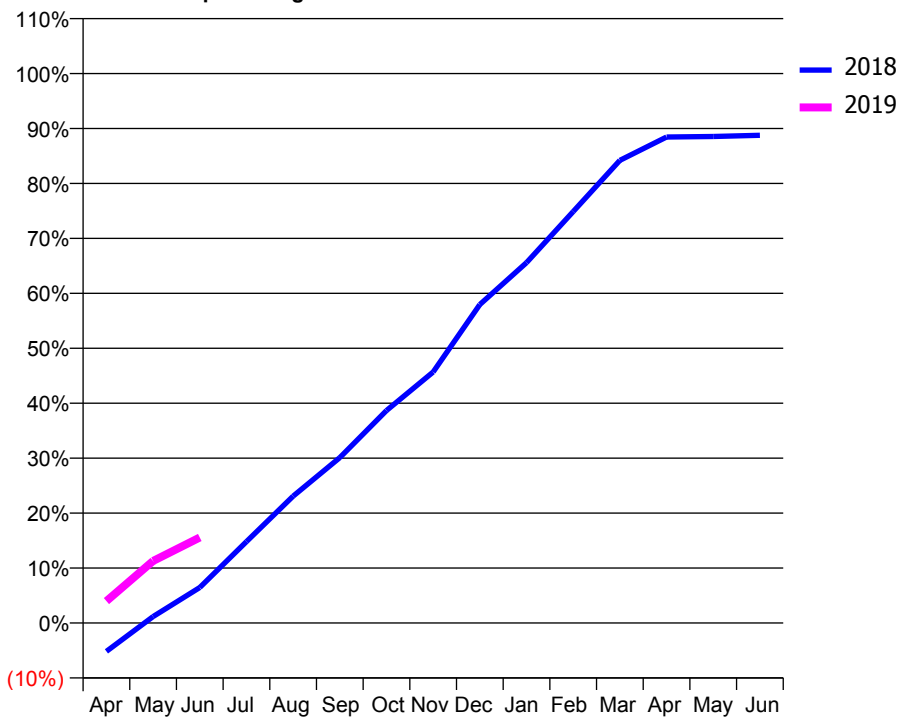
ACCESS*

Patients seen in 24 months	Total	Change since previous quarter
Quarter ending June 2017	6,990	
Quarter ending September 2017	7,171	↑
Quarter ending December 2017	7,420	↑
Quarter ending March 2018	7,841	↑
Quarter ending June 2018	7,930	→
Variance since June 2017	13.4%	↑



ACTIVITY

Cumulative percentage of contracted UDA delivered 2018 & 2019



Month	Adjusted Scheduled Activity (UDA)	
	2018	2019
April	-1,086	837
May	249	2,370
June	1,357	3,271
July	3,112	
August	4,849	
September	6,321	
October	8,119	
November	9,595	
December	12,173	
January	13,773	
February	15,723	
March	17,682	
April	18,573	
May	18,593	
June	18,637	

QUALITY

	Quantity	Base Number	Contract	AT	Region	England
% of FP17s for the same patient ID Re-attending within 3 months - Children	36	697	5.2%	9.7%	11.0%	11.5%
% of FP17s for the same patient ID Re-attending within 3 months - Adults	180	1,826	9.9%	13.9%	15.3%	15.4%
% of FP17s for the same patient ID Re-attending between 3 & 9 months - Children	423	697	60.7%	61.6%	61.2%	58.9%
% of FP17s for the same patient ID Re-attending between 3 & 9 months - Adults	1,096	1,826	60.0%	53.5%	52.9%	51.6%
% of FP17s for Band 1 Urgent Courses	201	2,028	9.9%	9.8%	9.4%	8.9%
% of FP17s Relating to Free Repair or Replacements	10	2,028	0.5%	0.6%	0.7%	0.8%
% of FP17s Relating to Continuations	7	2,028	0.3%	0.9%	0.9%	0.9%
% of Patients satisfied with the dentistry they have received	6	6	N/A	92.3%	93.6%	93.2%
% of Patients satisfied with the time they had to wait for an appointment	6	6	N/A	89.2%	88.8%	88.8%

* This is based on patients treated on this contract for their most recent course of treatment. Figures in italics indicate the base number of FP17s or Patient Questionnaire responses are less than 100. N/A is shown where the base number of responses is less than 10 during the period. % is calculated as Quantity/Base number*100

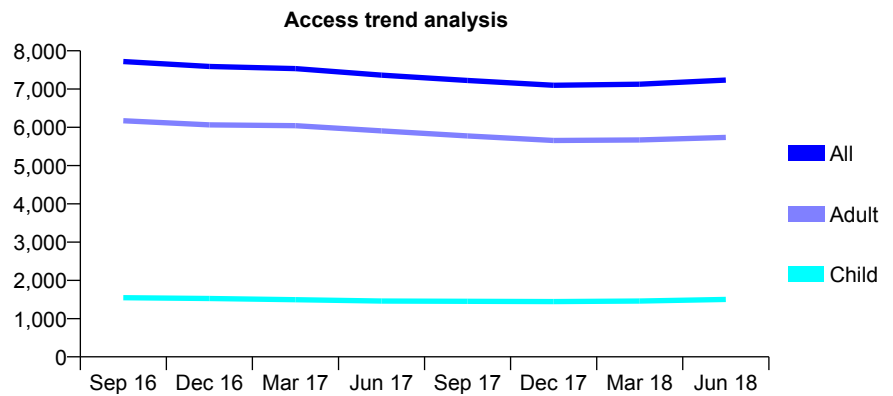
Q70 - Vital Signs At a Glance Contract Report for 118133/0001 - June 2018

Name or company name	Mrs P Oghabi Sajjadi & Ms P Soltani
Contract type name	GDS Contract
Purpose of contract	General
Contract start date	01/11/2010
Contract end date	

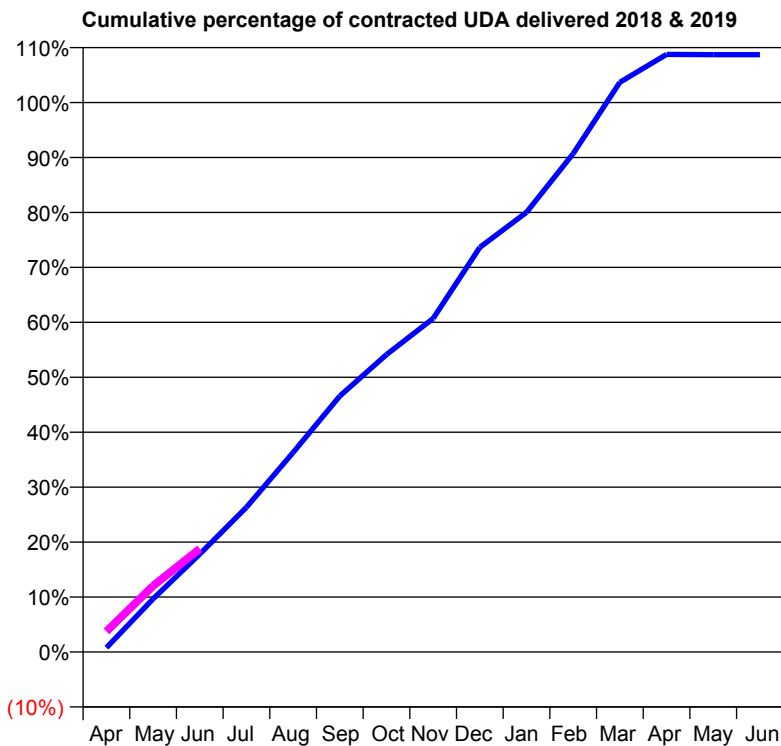
18/19 Contracted general activity (UDA)	23,000
Carry forward general activity (UDA)	0
18/19 Contracted orthodontic activity (UOA)	0
Carry forward orthodontic activity (UOA)	0
Baseline contract value	£563,711.80

ACCESS*

Patients seen in 24 months	Total	Change since previous quarter
Quarter ending June 2017	7,365	
Quarter ending September 2017	7,224	↓
Quarter ending December 2017	7,099	↓
Quarter ending March 2018	7,128	→
Quarter ending June 2018	7,236	→
Variance since June 2017	(1.8%)	↓



ACTIVITY



Month	Adjusted Scheduled Activity (UDA)	
	2018	2019
April	182	860
May	2,226	2,773
June	4,099	4,321
July	6,057	
August	8,352	
September	10,712	
October	12,450	
November	13,963	
December	16,935	
January	18,404	
February	20,858	
March	23,847	
April	25,015	
May	25,002	
June	25,002	

QUALITY

	Quantity	Base Number	Contract	AT	Region	England
% of FP17s for the same patient ID Re-attending within 3 months - Children	27	452	6.0%	9.7%	11.0%	11.5%
% of FP17s for the same patient ID Re-attending within 3 months - Adults	179	1,782	10.0%	13.9%	15.3%	15.4%
% of FP17s for the same patient ID Re-attending between 3 & 9 months - Children	256	452	56.6%	61.6%	61.2%	58.9%
% of FP17s for the same patient ID Re-attending between 3 & 9 months - Adults	1,040	1,782	58.4%	53.5%	52.9%	51.6%
% of FP17s for Band 1 Urgent Courses	103	1,858	5.5%	9.8%	9.4%	8.9%
% of FP17s Relating to Free Repair or Replacements	8	1,858	0.4%	0.6%	0.7%	0.8%
% of FP17s Relating to Continuations	36	1,858	1.9%	0.9%	0.9%	0.9%
% of Patients satisfied with the dentistry they have received	10	10	100.0%	92.3%	93.6%	93.2%
% of Patients satisfied with the time they had to wait for an appointment	9	10	90.0%	89.2%	88.8%	88.8%

* This is based on patients treated on this contract for their most recent course of treatment. Figures in italics indicate the base number of FP17s or Patient Questionnaire responses are less than 100. N/A is shown where the base number of responses is less than 10 during the period. % is calculated as Quantity/Base number*100

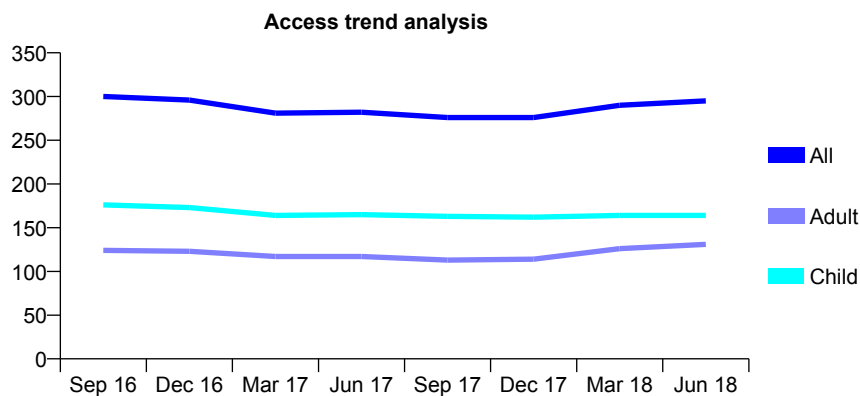
Q70 - Vital Signs At a Glance Contract Report for 118451/0001 - June 2018

Name or company name	Adriana Lackova
Contract type name	GDS Contract
Purpose of contract	General
Contract start date	01/07/2011
Contract end date	

18/19 Contracted general activity (UDA)	1,000
Carry forward general activity (UDA)	0
18/19 Contracted orthodontic activity (UOA)	0
Carry forward orthodontic activity (UOA)	0
Baseline contract value	£19,468.98

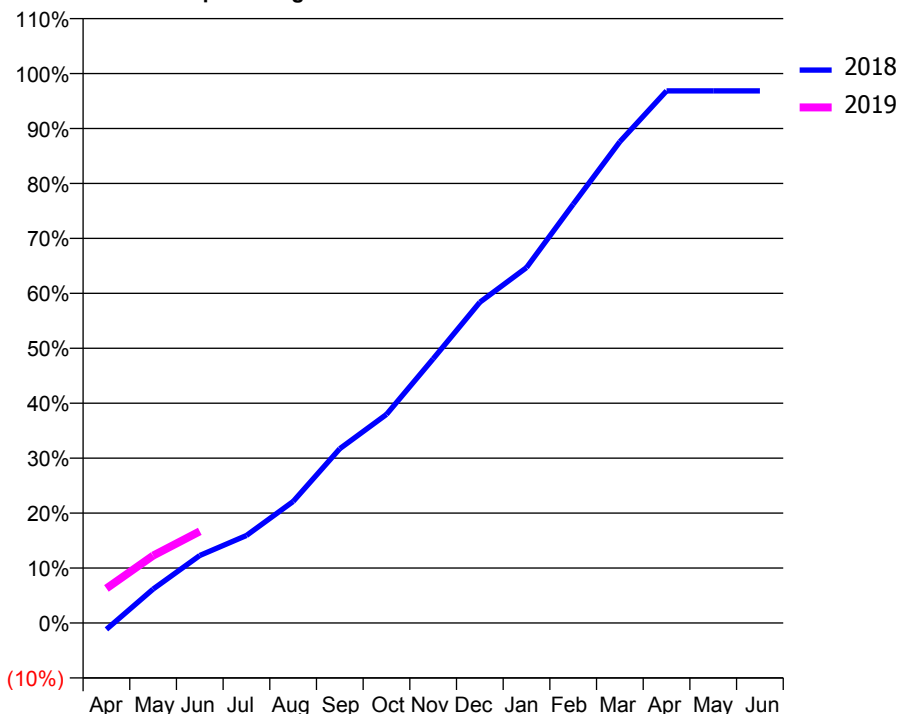
ACCESS*

Patients seen in 24 months	Total	Change since previous quarter
Quarter ending June 2017	282	
Quarter ending September 2017	276	↓
Quarter ending December 2017	276	→
Quarter ending March 2018	290	↑
Quarter ending June 2018	295	→
Variance since June 2017	4.6%	↑



ACTIVITY

Cumulative percentage of contracted UDA delivered 2018 & 2019



Adjusted Scheduled Activity (UDA)

Month	2018	2019
April	-12	63
May	62	123
June	123	167
July	159	
August	221	
September	317	
October	380	
November	481	
December	584	
January	647	
February	762	
March	876	
April	968	
May	968	
June	968	

QUALITY

	Quantity	Base Number	Contract	AT	Region	England
% of FP17s for the same patient ID Re-attending within 3 months - Children	16	90	17.8%	9.7%	11.0%	11.5%
% of FP17s for the same patient ID Re-attending within 3 months - Adults	9	52	17.3%	13.9%	15.3%	15.4%
% of FP17s for the same patient ID Re-attending between 3 & 9 months - Children	53	90	58.9%	61.6%	61.2%	58.9%
% of FP17s for the same patient ID Re-attending between 3 & 9 months - Adults	30	52	57.7%	53.5%	52.9%	51.6%
% of FP17s for Band 1 Urgent Courses	4	112	3.6%	9.8%	9.4%	8.9%
% of FP17s Relating to Free Repair or Replacements	0	112	0.0%	0.6%	0.7%	0.8%
% of FP17s Relating to Continuations	2	112	1.8%	0.9%	0.9%	0.9%
% of Patients satisfied with the dentistry they have received	0	0	N/A	92.3%	93.6%	93.2%
% of Patients satisfied with the time they had to wait for an appointment	0	0	N/A	89.2%	88.8%	88.8%

* This is based on patients treated on this contract for their most recent course of treatment. Figures in italics indicate the base number of FP17s or Patient Questionnaire responses are less than 100. N/A is shown where the base number of responses is less than 10 during the period. % is calculated as Quantity/Base number*100

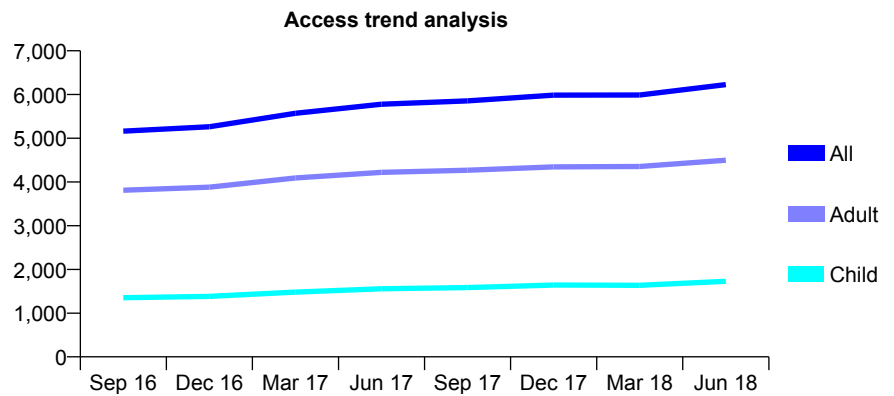
Q70 - Vital Signs At a Glance Contract Report for 119016/0001 - June 2018

Name or company name	Alton Dental Ltd
Contract type name	GDS Contract
Purpose of contract	General
Contract start date	01/12/2010
Contract end date	

18/19 Contracted general activity (UDA)	9,051
Carry forward general activity (UDA)	0
18/19 Contracted orthodontic activity (UOA)	0
Carry forward orthodontic activity (UOA)	0
Baseline contract value	£282,974.06

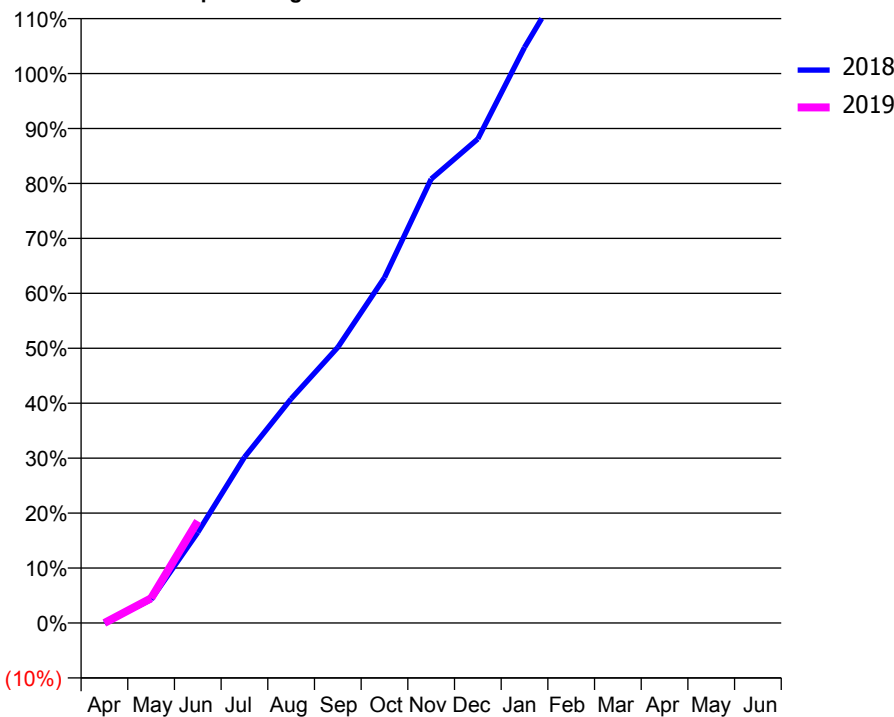
ACCESS*

Patients seen in 24 months	Total	Change since previous quarter
Quarter ending June 2017	5,778	
Quarter ending September 2017	5,854	→
Quarter ending December 2017	5,985	↑
Quarter ending March 2018	5,990	→
Quarter ending June 2018	6,227	↑
Variance since June 2017	7.8%	↑



ACTIVITY

Cumulative percentage of contracted UDA delivered 2018 & 2019



Month	Adjusted Scheduled Activity (UDA)	
	2018	2019
April	0	0
May	387	407
June	1,492	1,679
July	2,731	
August	3,693	
September	4,540	
October	5,691	
November	7,312	
December	7,974	
January	9,481	
February	10,771	
March	12,166	
April	13,444	
May	14,125	
June	14,124	

QUALITY

	Quantity	Base Number	Contract	AT	Region	England
% of FP17s for the same patient ID Re-attending within 3 months - Children	34	588	5.8%	9.7%	11.0%	11.5%
% of FP17s for the same patient ID Re-attending within 3 months - Adults	247	1,490	16.6%	13.9%	15.3%	15.4%
% of FP17s for the same patient ID Re-attending between 3 & 9 months - Children	307	588	52.2%	61.6%	61.2%	58.9%
% of FP17s for the same patient ID Re-attending between 3 & 9 months - Adults	752	1,490	50.5%	53.5%	52.9%	51.6%
% of FP17s for Band 1 Urgent Courses	83	954	8.7%	9.8%	9.4%	8.9%
% of FP17s Relating to Free Repair or Replacements	2	954	0.2%	0.6%	0.7%	0.8%
% of FP17s Relating to Continuations	3	954	0.3%	0.9%	0.9%	0.9%
% of Patients satisfied with the dentistry they have received	3	3	N/A	92.3%	93.6%	93.2%
% of Patients satisfied with the time they had to wait for an appointment	3	3	N/A	89.2%	88.8%	88.8%

* This is based on patients treated on this contract for their most recent course of treatment. Figures in italics indicate the base number of FP17s or Patient Questionnaire responses are less than 100. N/A is shown where the base number of responses is less than 10 during the period. % is calculated as Quantity/Base number*100

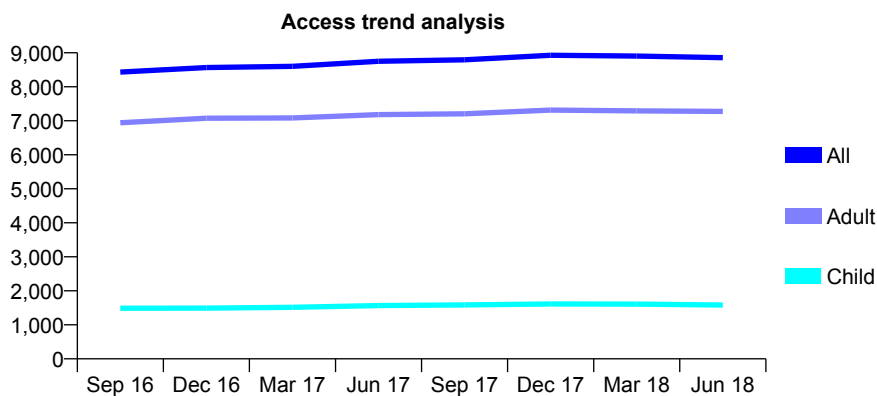
Q70 - Vital Signs At a Glance Contract Report for 119652/0001 - June 2018

Name or company name	Westbourne Dental Practice
Contract type name	GDS Contract
Purpose of contract	General
Contract start date	01/04/2011
Contract end date	

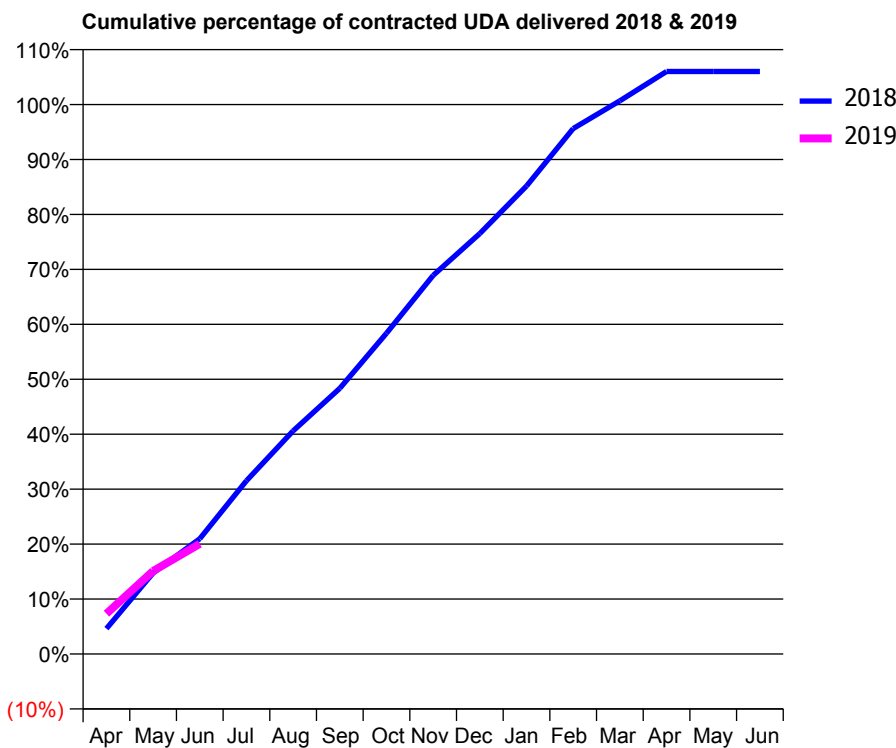
18/19 Contracted general activity (UDA)	22,000
Carry forward general activity (UDA)	0
18/19 Contracted orthodontic activity (UOA)	0
Carry forward orthodontic activity (UOA)	0
Baseline contract value	£520,285.71

ACCESS*

Patients seen in 24 months	Total	Change since previous quarter
Quarter ending June 2017	8,750	
Quarter ending September 2017	8,793	→
Quarter ending December 2017	8,929	→
Quarter ending March 2018	8,903	→
Quarter ending June 2018	8,858	→
Variance since June 2017	1.2%	→



ACTIVITY



Month	Adjusted Scheduled Activity (UDA)	
	2018	2019
April	1,016	1,613
May	3,242	3,324
June	4,615	4,412
July	6,935	
August	8,936	
September	10,640	
October	12,841	
November	15,159	
December	16,834	
January	18,737	
February	21,037	
March	22,147	
April	23,323	
May	23,324	
June	23,324	

QUALITY

	Quantity	Base Number	Contract	AT	Region	England
% of FP17s for the same patient ID Re-attending within 3 months - Children	25	480	5.2%	9.7%	11.0%	11.5%
% of FP17s for the same patient ID Re-attending within 3 months - Adults	204	2,229	9.2%	13.9%	15.3%	15.4%
% of FP17s for the same patient ID Re-attending between 3 & 9 months - Children	270	480	56.3%	61.6%	61.2%	58.9%
% of FP17s for the same patient ID Re-attending between 3 & 9 months - Adults	1,131	2,229	50.7%	53.5%	52.9%	51.6%
% of FP17s for Band 1 Urgent Courses	82	2,289	3.6%	9.8%	9.4%	8.9%
% of FP17s Relating to Free Repair or Replacements	7	2,289	0.3%	0.6%	0.7%	0.8%
% of FP17s Relating to Continuations	62	2,289	2.7%	0.9%	0.9%	0.9%
% of Patients satisfied with the dentistry they have received	5	5	N/A	92.3%	93.6%	93.2%
% of Patients satisfied with the time they had to wait for an appointment	5	5	N/A	89.2%	88.8%	88.8%

* This is based on patients treated on this contract for their most recent course of treatment. Figures in italics indicate the base number of FP17s or Patient Questionnaire responses are less than 100. N/A is shown where the base number of responses is less than 10 during the period. % is calculated as Quantity/Base number*100

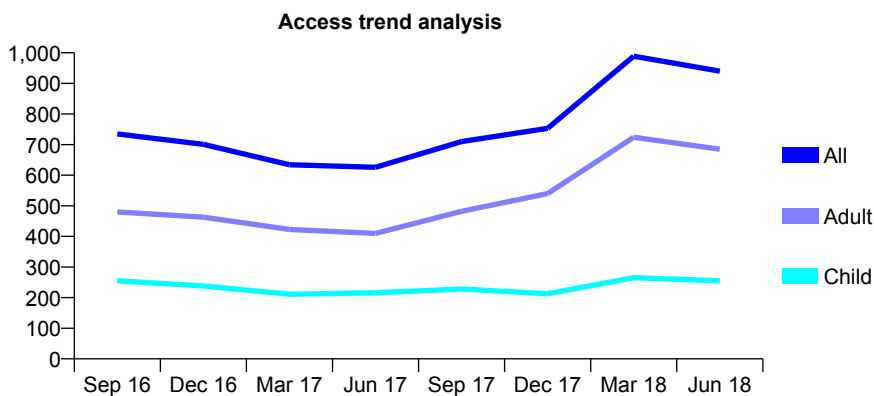
Q70 - Vital Signs At a Glance Contract Report for 119830/0001 - June 2018

Name or company name	Millhams Road Partnership
Contract type name	GDS Contract
Purpose of contract	General
Contract start date	01/04/2012
Contract end date	

18/19 Contracted general activity (UDA)	2,495
Carry forward general activity (UDA)	0
18/19 Contracted orthodontic activity (UOA)	0
Carry forward orthodontic activity (UOA)	0
Baseline contract value	£65,451.07

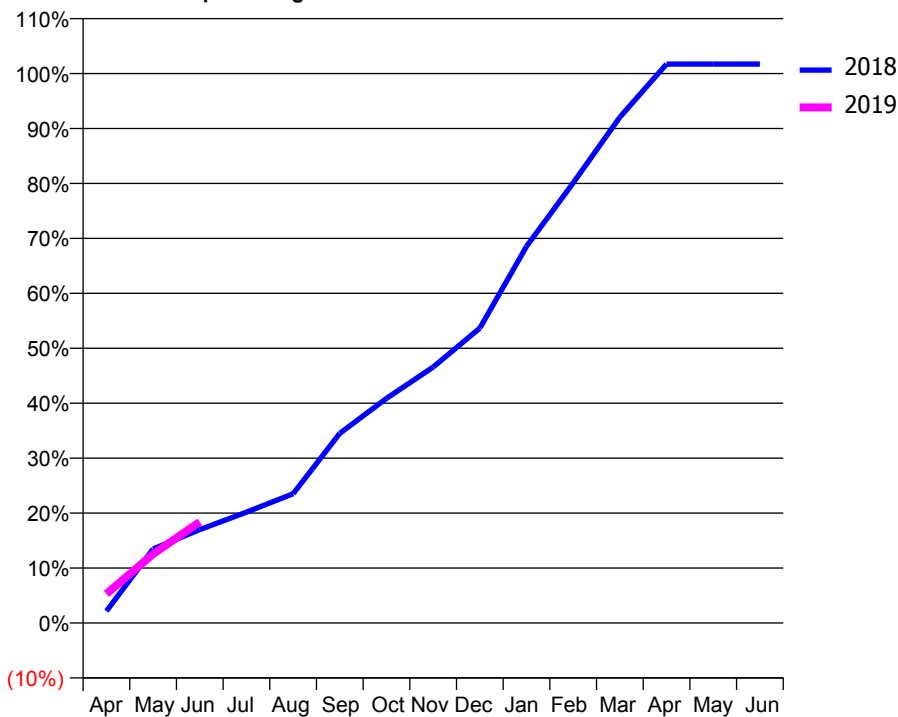
ACCESS*

Patients seen in 24 months	Total	Change since previous quarter
Quarter ending June 2017	626	
Quarter ending September 2017	710	↑
Quarter ending December 2017	753	↑
Quarter ending March 2018	989	↑
Quarter ending June 2018	940	↓
Variance since June 2017	50.2%	↑



ACTIVITY

Cumulative percentage of contracted UDA delivered 2018 & 2019



Adjusted Scheduled Activity (UDA)

Month	2018	2019
April	54	132
May	336	314
June	424	459
July	504	
August	587	
September	861	
October	1,020	
November	1,162	
December	1,339	
January	1,710	
February	1,999	
March	2,297	
April	2,538	
May	2,538	
June	2,538	

QUALITY

	Quantity	Base Number	Contract	AT	Region	England
% of FP17s for the same patient ID Re-attending within 3 months - Children	0	102	0.0%	9.7%	11.0%	11.5%
% of FP17s for the same patient ID Re-attending within 3 months - Adults	18	265	6.8%	13.9%	15.3%	15.4%
% of FP17s for the same patient ID Re-attending between 3 & 9 months - Children	20	102	19.6%	61.6%	61.2%	58.9%
% of FP17s for the same patient ID Re-attending between 3 & 9 months - Adults	46	265	17.4%	53.5%	52.9%	51.6%
% of FP17s for Band 1 Urgent Courses	45	264	17.0%	9.8%	9.4%	8.9%
% of FP17s Relating to Free Repair or Replacements	2	264	0.8%	0.6%	0.7%	0.8%
% of FP17s Relating to Continuations	1	264	0.4%	0.9%	0.9%	0.9%
% of Patients satisfied with the dentistry they have received	1	1	N/A	92.3%	93.6%	93.2%
% of Patients satisfied with the time they had to wait for an appointment	1	1	N/A	89.2%	88.8%	88.8%

* This is based on patients treated on this contract for their most recent course of treatment. Figures in italics indicate the base number of FP17s or Patient Questionnaire responses are less than 100. N/A is shown where the base number of responses is less than 10 during the period. % is calculated as Quantity/Base number*100

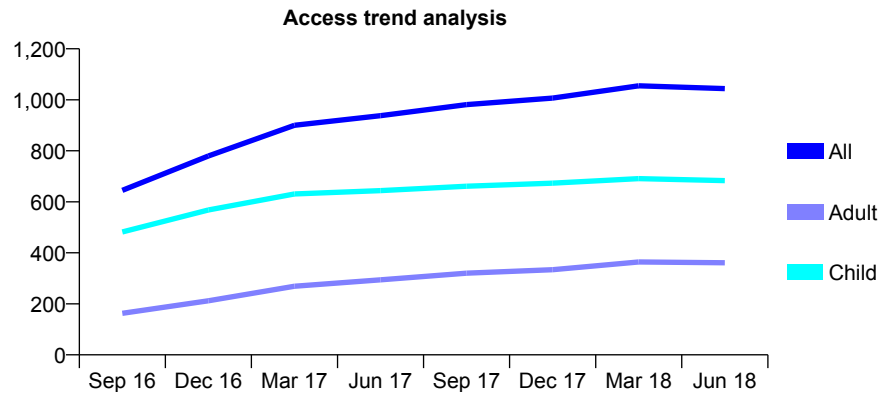
Q70 - Vital Signs At a Glance Contract Report for 120189/0001 - June 2018

Name or company name	Heatherstone House NHS Partnership
Contract type name	GDS Contract
Purpose of contract	General
Contract start date	01/04/2016
Contract end date	

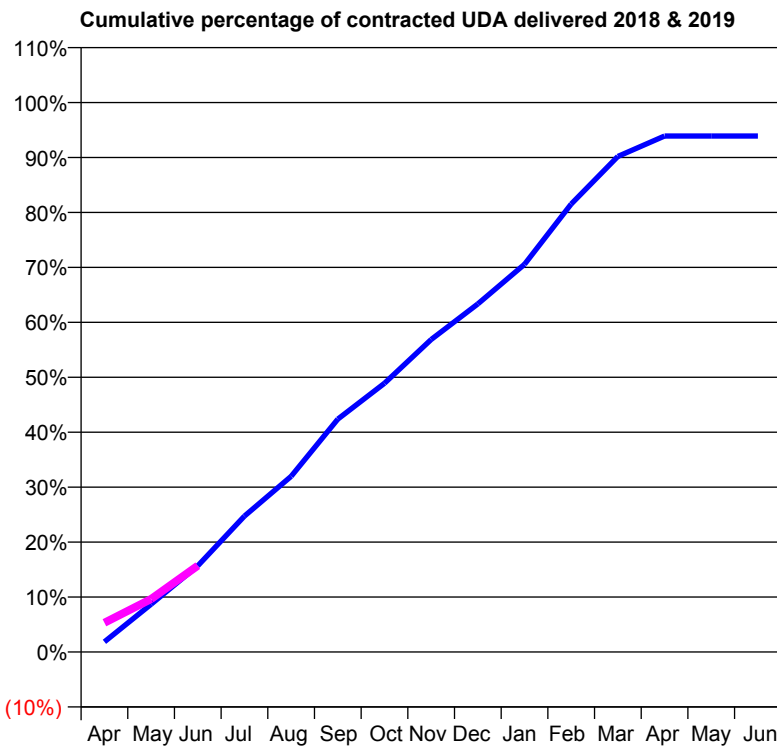
18/19 Contracted general activity (UDA)	2,110
Carry forward general activity (UDA)	0
18/19 Contracted orthodontic activity (UOA)	0
Carry forward orthodontic activity (UOA)	0
Baseline contract value	£63,383.72

ACCESS*

Patients seen in 24 months	Total	Change since previous quarter
Quarter ending June 2017	938	
Quarter ending September 2017	981	↑
Quarter ending December 2017	1,007	↑
Quarter ending March 2018	1,055	↑
Quarter ending June 2018	1,044	↓
Variance since June 2017	11.3%	↑



ACTIVITY



Month	Adjusted Scheduled Activity (UDA)	
	2018	2019
April	37	112
May	174	204
June	314	332
July	495	
August	639	
September	848	
October	978	
November	1,137	
December	1,267	
January	1,411	
February	1,630	
March	1,804	
April	1,878	
May	1,878	
June	1,878	

QUALITY

	Quantity	Base Number	Contract	AT	Region	England
% of FP17s for the same patient ID Re-attending within 3 months - Children	15	261	5.7%	9.7%	11.0%	11.5%
% of FP17s for the same patient ID Re-attending within 3 months - Adults	5	62	8.1%	13.9%	15.3%	15.4%
% of FP17s for the same patient ID Re-attending between 3 & 9 months - Children	168	261	64.4%	61.6%	61.2%	58.9%
% of FP17s for the same patient ID Re-attending between 3 & 9 months - Adults	31	62	50.0%	53.5%	52.9%	51.6%
% of FP17s for Band 1 Urgent Courses	8	271	3.0%	9.8%	9.4%	8.9%
% of FP17s Relating to Free Repair or Replacements	0	271	0.0%	0.6%	0.7%	0.8%
% of FP17s Relating to Continuations	0	271	0.0%	0.9%	0.9%	0.9%
% of Patients satisfied with the dentistry they have received	0	0	N/A	92.3%	93.6%	93.2%
% of Patients satisfied with the time they had to wait for an appointment	0	0	N/A	89.2%	88.8%	88.8%

* This is based on patients treated on this contract for their most recent course of treatment. Figures in italics indicate the base number of FP17s or Patient Questionnaire responses are less than 100. N/A is shown where the base number of responses is less than 10 during the period. % is calculated as Quantity/Base number*100

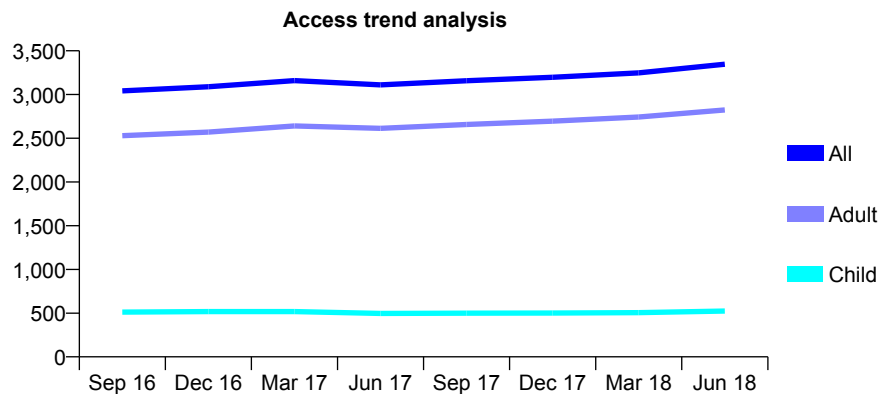
Q70 - Vital Signs At a Glance Contract Report for 120669/0001 - June 2018

Name or company name	Gowers Dental Surgery Limited
Contract type name	GDS Contract
Purpose of contract	General
Contract start date	01/04/2009
Contract end date	

18/19 Contracted general activity (UDA)	11,705
Carry forward general activity (UDA)	0
18/19 Contracted orthodontic activity (UOA)	0
Carry forward orthodontic activity (UOA)	0
Baseline contract value	£305,229.10

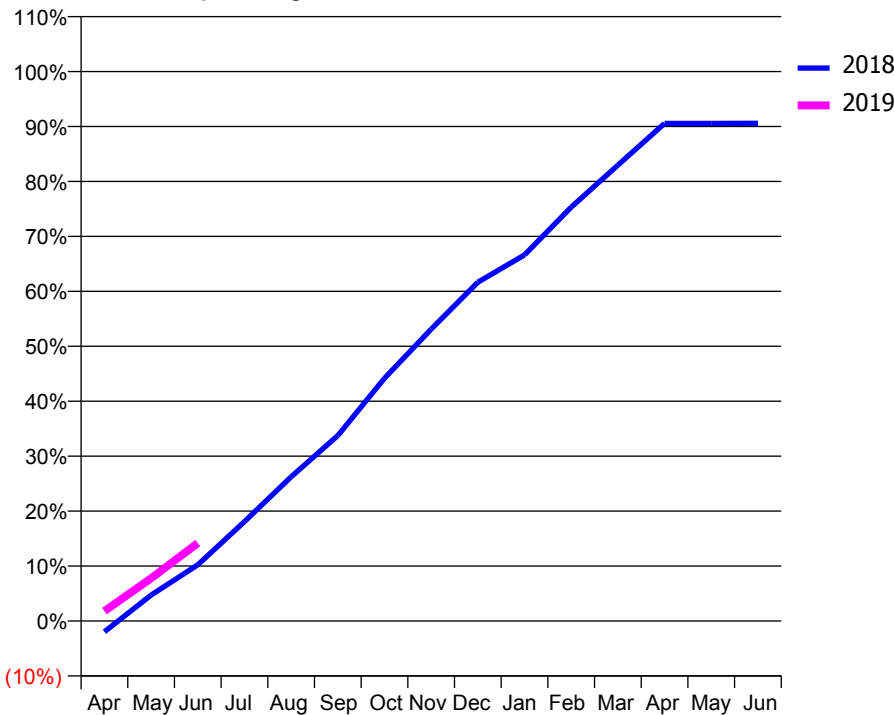
ACCESS*

Patients seen in 24 months	Total	Change since previous quarter
Quarter ending June 2017	3,110	
Quarter ending September 2017	3,157	→
Quarter ending December 2017	3,197	→
Quarter ending March 2018	3,248	→
Quarter ending June 2018	3,347	↑
Variance since June 2017	7.6%	↑



ACTIVITY

Cumulative percentage of contracted UDA delivered 2018 & 2019



Month	Adjusted Scheduled Activity (UDA)	
	2018	2019
April	-232	212
May	554	911
June	1,196	1,662
July	2,117	
August	3,072	
September	3,950	
October	5,170	
November	6,217	
December	7,216	
January	7,800	
February	8,814	
March	9,711	
April	10,600	
May	10,600	
June	10,601	

QUALITY

	Quantity	Base Number	Contract	AT	Region	England
% of FP17s for the same patient ID Re-attending within 3 months - Children	15	184	8.2%	9.7%	11.0%	11.5%
% of FP17s for the same patient ID Re-attending within 3 months - Adults	189	1,068	17.7%	13.9%	15.3%	15.4%
% of FP17s for the same patient ID Re-attending between 3 & 9 months - Children	103	184	56.0%	61.6%	61.2%	58.9%
% of FP17s for the same patient ID Re-attending between 3 & 9 months - Adults	642	1,068	60.1%	53.5%	52.9%	51.6%
% of FP17s for Band 1 Urgent Courses	123	966	12.7%	9.8%	9.4%	8.9%
% of FP17s Relating to Free Repair or Replacements	2	966	0.2%	0.6%	0.7%	0.8%
% of FP17s Relating to Continuations	27	966	2.8%	0.9%	0.9%	0.9%
% of Patients satisfied with the dentistry they have received	5	5	N/A	92.3%	93.6%	93.2%
% of Patients satisfied with the time they had to wait for an appointment	5	5	N/A	89.2%	88.8%	88.8%

* This is based on patients treated on this contract for their most recent course of treatment. Figures in italics indicate the base number of FP17s or Patient Questionnaire responses are less than 100. N/A is shown where the base number of responses is less than 10 during the period. % is calculated as Quantity/Base number*100

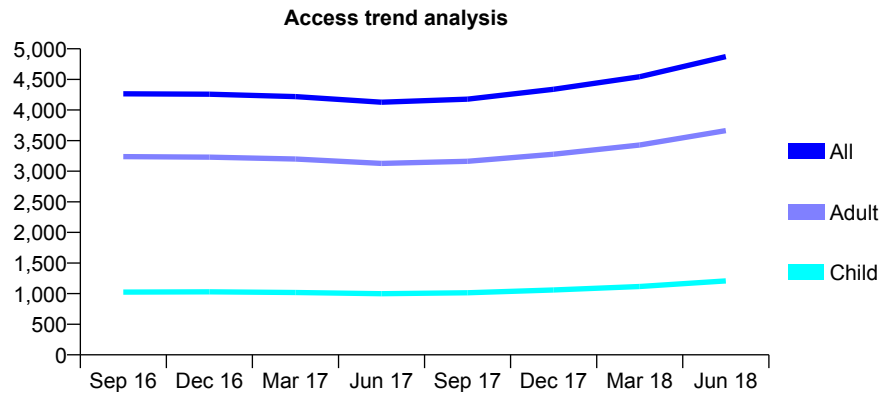
Q70 - Vital Signs At a Glance Contract Report for 121061/0001 - June 2018

Name or company name	Dental Concepts Whitchurch
Contract type name	GDS Contract
Purpose of contract	General
Contract start date	10/09/2010
Contract end date	

18/19 Contracted general activity (UDA)	11,000
Carry forward general activity (UDA)	0
18/19 Contracted orthodontic activity (UOA)	0
Carry forward orthodontic activity (UOA)	0
Baseline contract value	£276,054.89

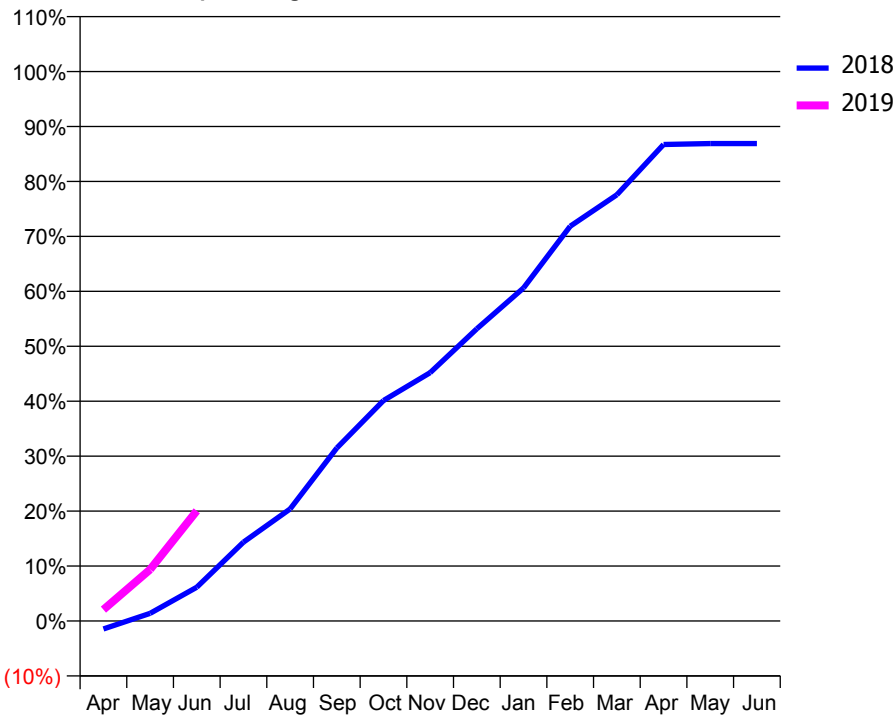
ACCESS*

Patients seen in 24 months	Total	Change since previous quarter
Quarter ending June 2017	4,127	
Quarter ending September 2017	4,177	→
Quarter ending December 2017	4,338	↑
Quarter ending March 2018	4,544	↑
Quarter ending June 2018	4,872	↑
Variance since June 2017	18.1%	↑



ACTIVITY

Cumulative percentage of contracted UDA delivered 2018 & 2019



Month	Adjusted Scheduled Activity (UDA)	
	2018	2019
April	-160	229
May	153	1,032
June	677	2,207
July	1,579	
August	2,244	
September	3,464	
October	4,415	
November	4,970	
December	5,849	
January	6,667	
February	7,904	
March	8,533	
April	9,539	
May	9,558	
June	9,558	

QUALITY

	Quantity	Base Number	Contract	AT	Region	England
% of FP17s for the same patient ID Re-attending within 3 months - Children	30	517	5.8%	9.7%	11.0%	11.5%
% of FP17s for the same patient ID Re-attending within 3 months - Adults	112	1,281	8.7%	13.9%	15.3%	15.4%
% of FP17s for the same patient ID Re-attending between 3 & 9 months - Children	312	517	60.3%	61.6%	61.2%	58.9%
% of FP17s for the same patient ID Re-attending between 3 & 9 months - Adults	541	1,281	42.2%	53.5%	52.9%	51.6%
% of FP17s for Band 1 Urgent Courses	82	1,247	6.6%	9.8%	9.4%	8.9%
% of FP17s Relating to Free Repair or Replacements	6	1,247	0.5%	0.6%	0.7%	0.8%
% of FP17s Relating to Continuations	3	1,247	0.2%	0.9%	0.9%	0.9%
% of Patients satisfied with the dentistry they have received	8	8	N/A	92.3%	93.6%	93.2%
% of Patients satisfied with the time they had to wait for an appointment	7	8	N/A	89.2%	88.8%	88.8%

* This is based on patients treated on this contract for their most recent course of treatment. Figures in italics indicate the base number of FP17s or Patient Questionnaire responses are less than 100. N/A is shown where the base number of responses is less than 10 during the period. % is calculated as Quantity/Base number*100

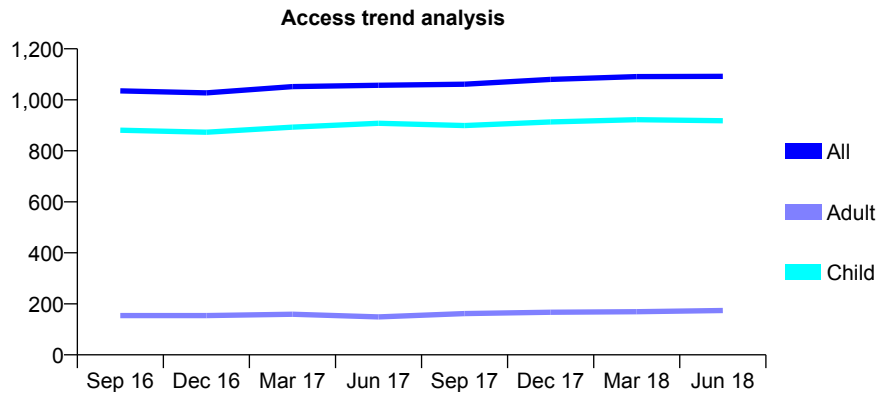
Q70 - Vital Signs At a Glance Contract Report for 122920/0001 - June 2018

Name or company name	Ms Briony Wood
Contract type name	GDS Contract
Purpose of contract	General
Contract start date	01/08/2011
Contract end date	

18/19 Contracted general activity (UDA)	2,260
Carry forward general activity (UDA)	0
18/19 Contracted orthodontic activity (UOA)	0
Carry forward orthodontic activity (UOA)	0
Baseline contract value	£57,446.27

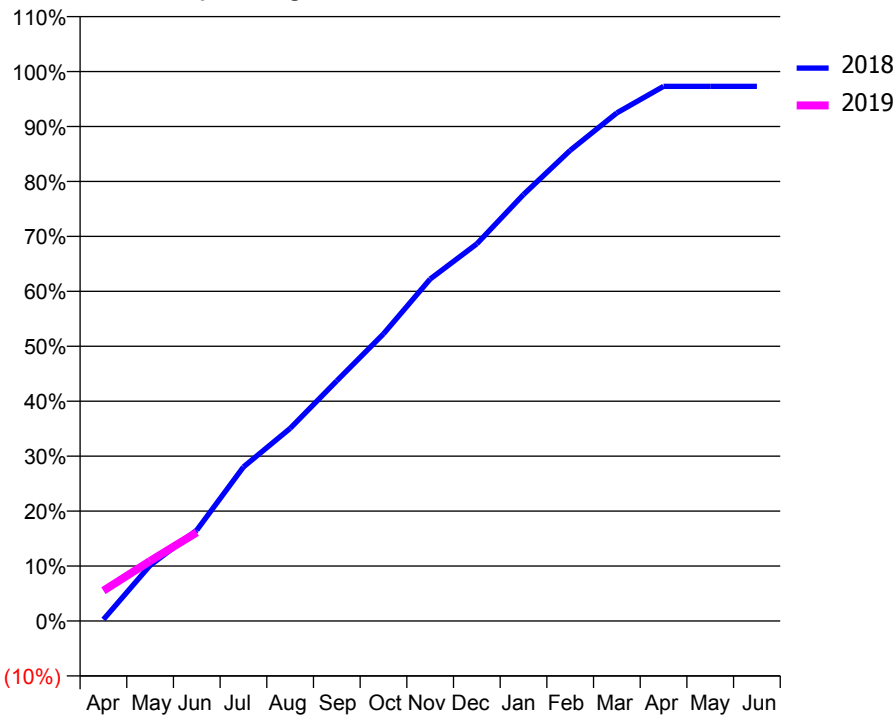
ACCESS*

Patients seen in 24 months	Total	Change since previous quarter
Quarter ending June 2017	1,057	
Quarter ending September 2017	1,061	→
Quarter ending December 2017	1,080	→
Quarter ending March 2018	1,091	→
Quarter ending June 2018	1,092	→
Variance since June 2017	3.3%	↑



ACTIVITY

Cumulative percentage of contracted UDA delivered 2018 & 2019



Month	Adjusted Scheduled Activity (UDA)	
	2018	2019
April	6	125
May	229	247
June	374	364
July	634	
August	792	
September	988	
October	1,181	
November	1,406	
December	1,551	
January	1,754	
February	1,936	
March	2,090	
April	2,199	
May	2,199	
June	2,199	

QUALITY

	Quantity	Base Number	Contract	AT	Region	England
% of FP17s for the same patient ID Re-attending within 3 months - Children	26	389	6.7%	9.7%	11.0%	11.5%
% of FP17s for the same patient ID Re-attending within 3 months - Adults	2	24	8.3%	13.9%	15.3%	15.4%
% of FP17s for the same patient ID Re-attending between 3 & 9 months - Children	286	389	73.5%	61.6%	61.2%	58.9%
% of FP17s for the same patient ID Re-attending between 3 & 9 months - Adults	18	24	75.0%	53.5%	52.9%	51.6%
% of FP17s for Band 1 Urgent Courses	11	316	3.5%	9.8%	9.4%	8.9%
% of FP17s Relating to Free Repair or Replacements	0	316	0.0%	0.6%	0.7%	0.8%
% of FP17s Relating to Continuations	0	316	0.0%	0.9%	0.9%	0.9%
% of Patients satisfied with the dentistry they have received	3	3	N/A	92.3%	93.6%	93.2%
% of Patients satisfied with the time they had to wait for an appointment	3	3	N/A	89.2%	88.8%	88.8%

* This is based on patients treated on this contract for their most recent course of treatment. Figures in italics indicate the base number of FP17s or Patient Questionnaire responses are less than 100. N/A is shown where the base number of responses is less than 10 during the period. % is calculated as Quantity/Base number*100

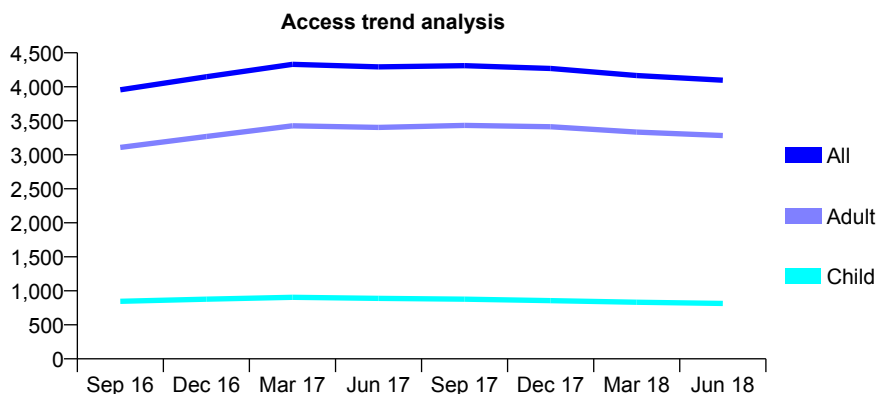
Q70 - Vital Signs At a Glance Contract Report for 124370/0001 - June 2018

Name or company name	Best Practice CDA Ltd
Contract type name	GDS Contract
Purpose of contract	General
Contract start date	16/03/2010
Contract end date	

18/19 Contracted general activity (UDA)	14,962
Carry forward general activity (UDA)	0
18/19 Contracted orthodontic activity (UOA)	0
Carry forward orthodontic activity (UOA)	0
Baseline contract value	£389,684.51

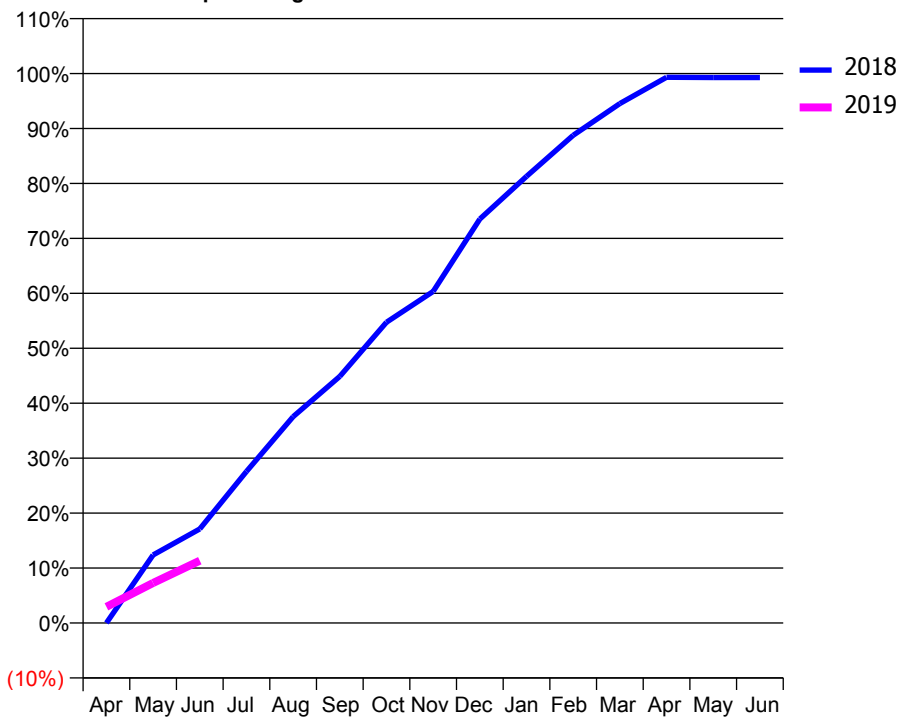
ACCESS*

Patients seen in 24 months	Total	Change since previous quarter
Quarter ending June 2017	4,293	
Quarter ending September 2017	4,310	→
Quarter ending December 2017	4,269	→
Quarter ending March 2018	4,166	↓
Quarter ending June 2018	4,098	↓
Variance since June 2017	(4.5%)	↓



ACTIVITY

Cumulative percentage of contracted UDA delivered 2018 & 2019



Adjusted Scheduled Activity (UDA)

Month	2018	2019
April	0	443
May	1,357	1,091
June	1,876	1,697
July	3,024	
August	4,116	
September	4,921	
October	6,001	
November	6,615	
December	8,059	
January	8,911	
February	9,730	
March	10,362	
April	10,888	
May	10,881	
June	10,881	

QUALITY

	Quantity	Base Number	Contract	AT	Region	England
% of FP17s for the same patient ID Re-attending within 3 months - Children	22	269	8.2%	9.7%	11.0%	11.5%
% of FP17s for the same patient ID Re-attending within 3 months - Adults	161	1,055	15.3%	13.9%	15.3%	15.4%
% of FP17s for the same patient ID Re-attending between 3 & 9 months - Children	174	269	64.7%	61.6%	61.2%	58.9%
% of FP17s for the same patient ID Re-attending between 3 & 9 months - Adults	606	1,055	57.4%	53.5%	52.9%	51.6%
% of FP17s for Band 1 Urgent Courses	160	1,022	15.7%	9.8%	9.4%	8.9%
% of FP17s Relating to Free Repair or Replacements	7	1,022	0.7%	0.6%	0.7%	0.8%
% of FP17s Relating to Continuations	22	1,022	2.2%	0.9%	0.9%	0.9%
% of Patients satisfied with the dentistry they have received	2	2	N/A	92.3%	93.6%	93.2%
% of Patients satisfied with the time they had to wait for an appointment	1	2	N/A	89.2%	88.8%	88.8%

* This is based on patients treated on this contract for their most recent course of treatment. Figures in italics indicate the base number of FP17s or Patient Questionnaire responses are less than 100. N/A is shown where the base number of responses is less than 10 during the period. % is calculated as Quantity/Base number*100

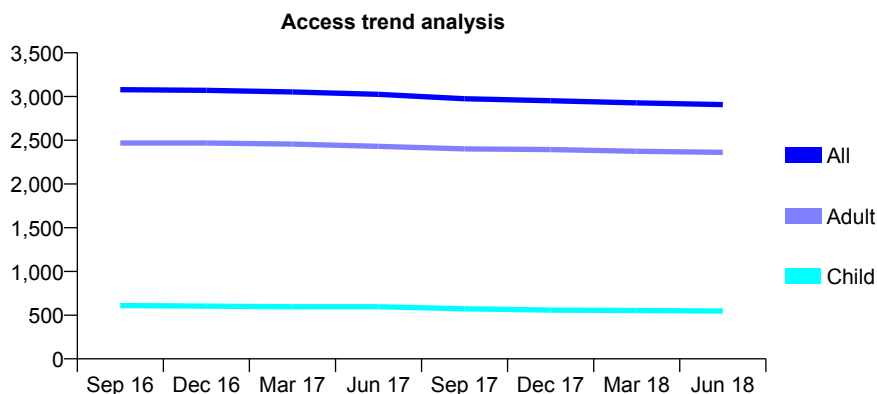
Q70 - Vital Signs At a Glance Contract Report for 124745/0001 - June 2018

Name or company name	Mr B J Richardson & Mr C M Winterbottom
Contract type name	GDS Contract
Purpose of contract	General
Contract start date	01/04/2013
Contract end date	

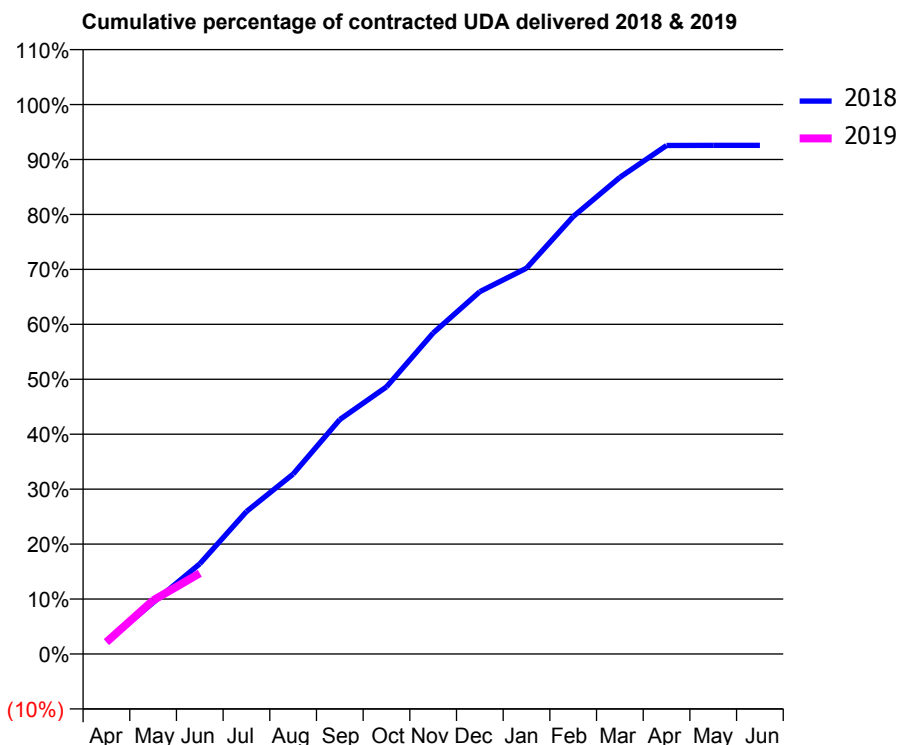
18/19 Contracted general activity (UDA)	12,311
Carry forward general activity (UDA)	0
18/19 Contracted orthodontic activity (UOA)	0
Carry forward orthodontic activity (UOA)	0
Baseline contract value	£314,483.34

ACCESS*

Patients seen in 24 months	Total	Change since previous quarter
Quarter ending June 2017	3,025	
Quarter ending September 2017	2,974	↓
Quarter ending December 2017	2,951	→
Quarter ending March 2018	2,927	→
Quarter ending June 2018	2,908	→
Variance since June 2017	(3.9%)	↓



ACTIVITY



Month	Adjusted Scheduled Activity (UDA)	
	2018	2019
April	275	268
May	1,152	1,201
June	2,022	1,810
July	3,192	
August	4,031	
September	5,252	
October	5,984	
November	7,192	
December	8,118	
January	8,643	
February	9,801	
March	10,678	
April	11,392	
May	11,396	
June	11,396	

QUALITY

	Quantity	Base Number	Contract	AT	Region	England
% of FP17s for the same patient ID Re-attending within 3 months - Children	15	238	6.3%	9.7%	11.0%	11.5%
% of FP17s for the same patient ID Re-attending within 3 months - Adults	140	1,028	13.6%	13.9%	15.3%	15.4%
% of FP17s for the same patient ID Re-attending between 3 & 9 months - Children	174	238	73.1%	61.6%	61.2%	58.9%
% of FP17s for the same patient ID Re-attending between 3 & 9 months - Adults	771	1,028	75.0%	53.5%	52.9%	51.6%
% of FP17s for Band 1 Urgent Courses	70	985	7.1%	9.8%	9.4%	8.9%
% of FP17s Relating to Free Repair or Replacements	2	985	0.2%	0.6%	0.7%	0.8%
% of FP17s Relating to Continuations	8	985	0.8%	0.9%	0.9%	0.9%
% of Patients satisfied with the dentistry they have received	2	2	N/A	92.3%	93.6%	93.2%
% of Patients satisfied with the time they had to wait for an appointment	2	2	N/A	89.2%	88.8%	88.8%

* This is based on patients treated on this contract for their most recent course of treatment. Figures in italics indicate the base number of FP17s or Patient Questionnaire responses are less than 100. N/A is shown where the base number of responses is less than 10 during the period. % is calculated as Quantity/Base number*100

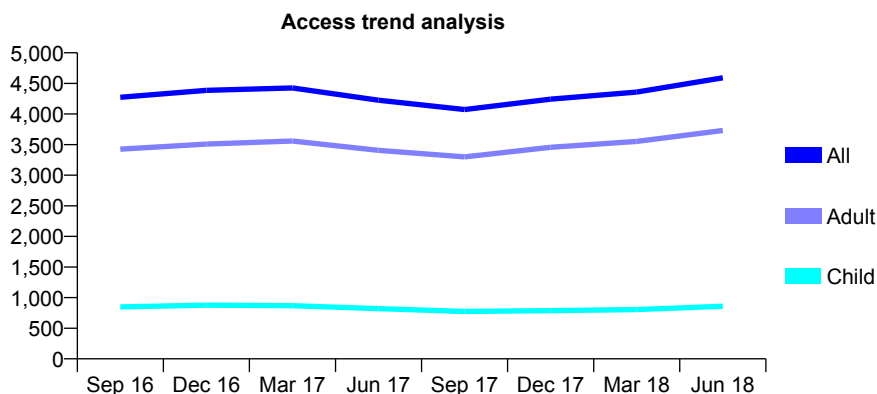
Q70 - Vital Signs At a Glance Contract Report for 125598/0002 - June 2018

Name or company name	S Cowley, R Ingham and J Angelo
Contract type name	GDS Contract
Purpose of contract	General
Contract start date	01/11/2011
Contract end date	

18/19 Contracted general activity (UDA)	15,000
Carry forward general activity (UDA)	0
18/19 Contracted orthodontic activity (UOA)	0
Carry forward orthodontic activity (UOA)	0
Baseline contract value	£479,716.07

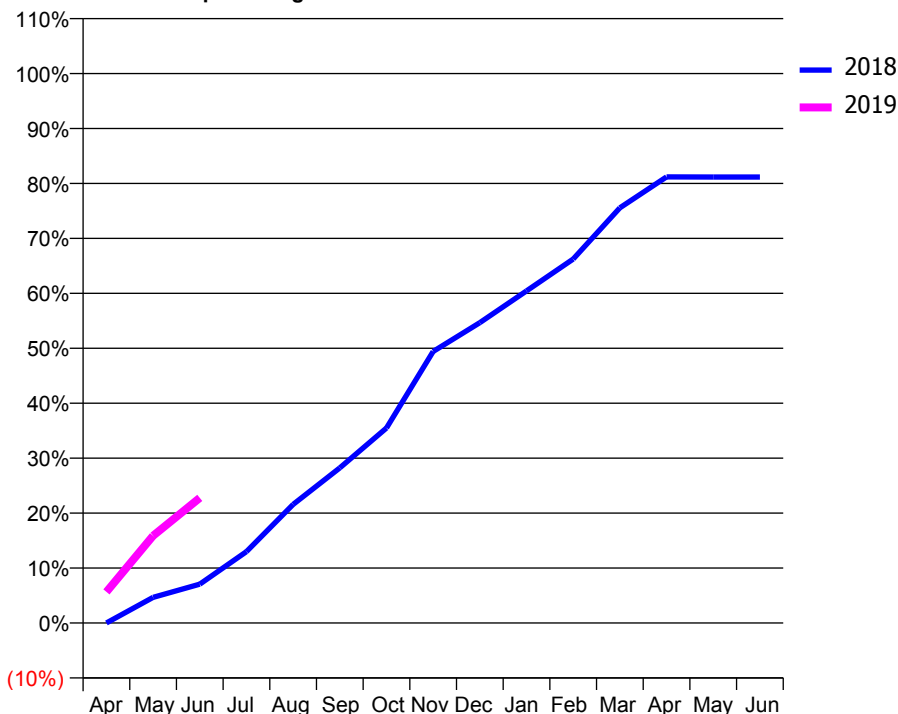
ACCESS*

Patients seen in 24 months	Total	Change since previous quarter
Quarter ending June 2017	4,226	
Quarter ending September 2017	4,074	↓
Quarter ending December 2017	4,244	↑
Quarter ending March 2018	4,358	↑
Quarter ending June 2018	4,591	↑
Variance since June 2017	8.6%	↑



ACTIVITY

Cumulative percentage of contracted UDA delivered 2018 & 2019



Adjusted Scheduled Activity (UDA)

Month	2018	2019
April	0	849
May	699	2,384
June	1,063	3,417
July	1,950	
August	3,238	
September	4,234	
October	5,322	
November	7,414	
December	8,200	
January	9,065	
February	9,935	
March	11,333	
April	12,176	
May	12,174	
June	12,174	

QUALITY

	Quantity	Base Number	Contract	AT	Region	England
% of FP17s for the same patient ID Re-attending within 3 months - Children	17	400	4.3%	9.7%	11.0%	11.5%
% of FP17s for the same patient ID Re-attending within 3 months - Adults	199	1,529	13.0%	13.9%	15.3%	15.4%
% of FP17s for the same patient ID Re-attending between 3 & 9 months - Children	256	400	64.0%	61.6%	61.2%	58.9%
% of FP17s for the same patient ID Re-attending between 3 & 9 months - Adults	840	1,529	54.9%	53.5%	52.9%	51.6%
% of FP17s for Band 1 Urgent Courses	92	1,599	5.8%	9.8%	9.4%	8.9%
% of FP17s Relating to Free Repair or Replacements	3	1,599	0.2%	0.6%	0.7%	0.8%
% of FP17s Relating to Continuations	27	1,599	1.7%	0.9%	0.9%	0.9%
% of Patients satisfied with the dentistry they have received	4	5	N/A	92.3%	93.6%	93.2%
% of Patients satisfied with the time they had to wait for an appointment	3	5	N/A	89.2%	88.8%	88.8%

* This is based on patients treated on this contract for their most recent course of treatment. Figures in italics indicate the base number of FP17s or Patient Questionnaire responses are less than 100. N/A is shown where the base number of responses is less than 10 during the period. % is calculated as Quantity/Base number*100

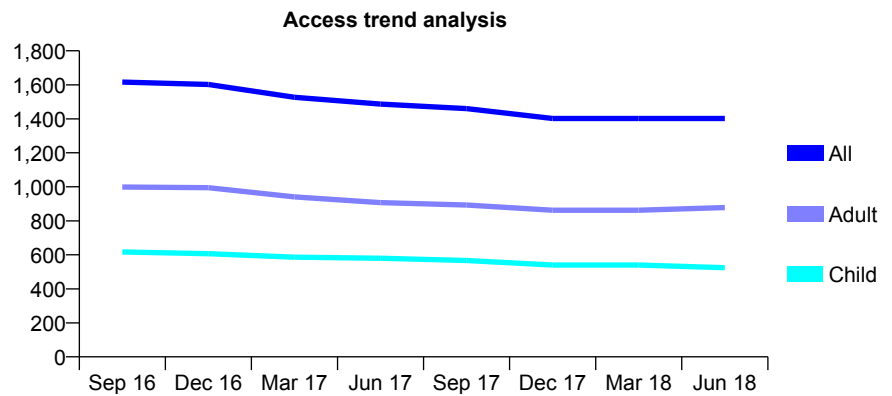
Q70 - Vital Signs At a Glance Contract Report for 125776/0006 - June 2018

Name or company name	Apex Dental Care Ltd
Contract type name	GDS Contract
Purpose of contract	General
Contract start date	03/08/2009
Contract end date	

18/19 Contracted general activity (UDA)	3,549
Carry forward general activity (UDA)	0
18/19 Contracted orthodontic activity (UOA)	0
Carry forward orthodontic activity (UOA)	0
Baseline contract value	£79,614.52

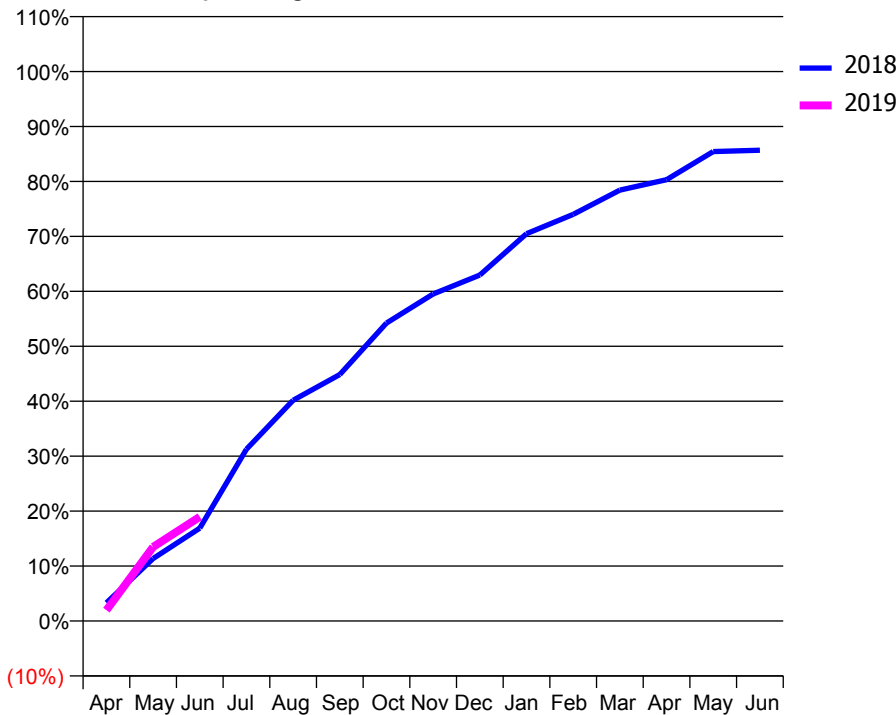
ACCESS*

Patients seen in 24 months	Total	Change since previous quarter
Quarter ending June 2017	1,487	
Quarter ending September 2017	1,460	↓
Quarter ending December 2017	1,402	↓
Quarter ending March 2018	1,402	→
Quarter ending June 2018	1,402	→
Variance since June 2017	(5.7%)	↓



ACTIVITY

Cumulative percentage of contracted UDA delivered 2018 & 2019



Adjusted Scheduled Activity (UDA)		
Month	2018	2019
April	118	70
May	403	478
June	600	673
July	1,109	
August	1,426	
September	1,592	
October	1,924	
November	2,112	
December	2,234	
January	2,501	
February	2,626	
March	2,783	
April	2,850	
May	3,032	
June	3,040	

QUALITY

	Quantity	Base Number	Contract	AT	Region	England
% of FP17s for the same patient ID Re-attending within 3 months - Children	20	245	8.2%	9.7%	11.0%	11.5%
% of FP17s for the same patient ID Re-attending within 3 months - Adults	32	357	9.0%	13.9%	15.3%	15.4%
% of FP17s for the same patient ID Re-attending between 3 & 9 months - Children	155	245	63.3%	61.6%	61.2%	58.9%
% of FP17s for the same patient ID Re-attending between 3 & 9 months - Adults	191	357	53.5%	53.5%	52.9%	51.6%
% of FP17s for Band 1 Urgent Courses	44	321	13.7%	9.8%	9.4%	8.9%
% of FP17s Relating to Free Repair or Replacements	0	321	0.0%	0.6%	0.7%	0.8%
% of FP17s Relating to Continuations	1	321	0.3%	0.9%	0.9%	0.9%
% of Patients satisfied with the dentistry they have received	1	1	N/A	92.3%	93.6%	93.2%
% of Patients satisfied with the time they had to wait for an appointment	1	1	N/A	89.2%	88.8%	88.8%

* This is based on patients treated on this contract for their most recent course of treatment. Figures in italics indicate the base number of FP17s or Patient Questionnaire responses are less than 100. N/A is shown where the base number of responses is less than 10 during the period. % is calculated as Quantity/Base number*100

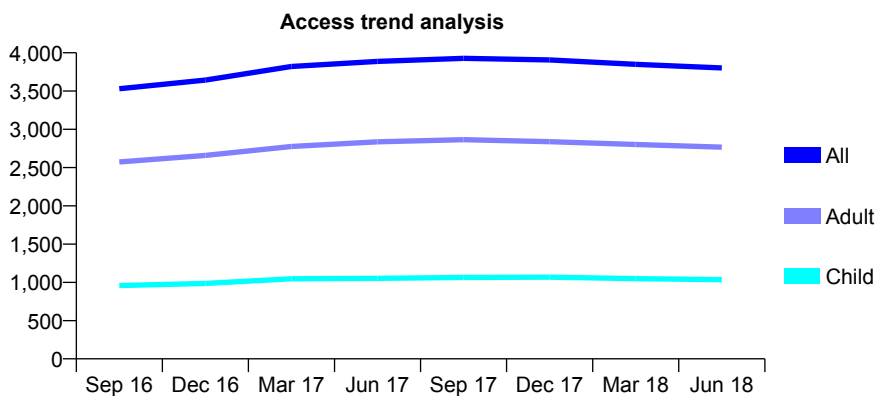
Q70 - Vital Signs At a Glance Contract Report for 125776/0012 - June 2018

Name or company name	Apex Dental Care Ltd
Contract type name	GDS Contract
Purpose of contract	General
Contract start date	01/09/2011
Contract end date	

18/19 Contracted general activity (UDA)	10,000
Carry forward general activity (UDA)	0
18/19 Contracted orthodontic activity (UOA)	0
Carry forward orthodontic activity (UOA)	0
Baseline contract value	£271,179.20

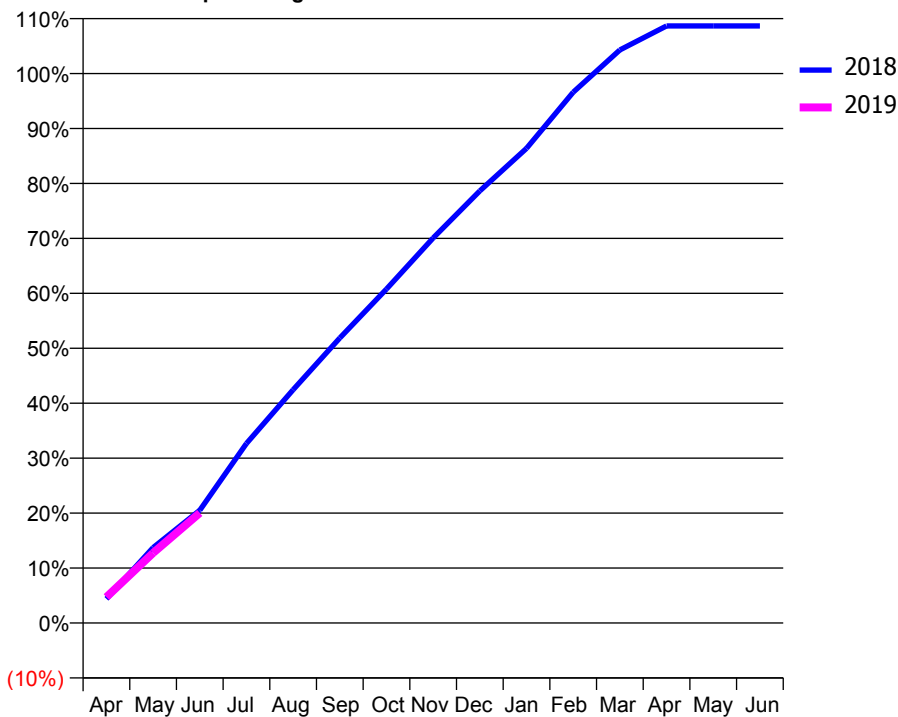
ACCESS*

Patients seen in 24 months	Total	Change since previous quarter
Quarter ending June 2017	3,888	
Quarter ending September 2017	3,928	→
Quarter ending December 2017	3,907	→
Quarter ending March 2018	3,849	↓
Quarter ending June 2018	3,802	↓
Variance since June 2017	(2.2%)	↓



ACTIVITY

Cumulative percentage of contracted UDA delivered 2018 & 2019



Month	Adjusted Scheduled Activity (UDA)	
	2018	2019
April	440	472
May	1,373	1,276
June	2,051	2,004
July	3,267	
August	4,245	
September	5,186	
October	6,077	
November	7,007	
December	7,864	
January	8,639	
February	9,658	
March	10,428	
April	10,865	
May	10,867	
June	10,866	

QUALITY

	Quantity	Base Number	Contract	AT	Region	England
% of FP17s for the same patient ID Re-attending within 3 months - Children	19	403	4.7%	9.7%	11.0%	11.5%
% of FP17s for the same patient ID Re-attending within 3 months - Adults	105	933	11.3%	13.9%	15.3%	15.4%
% of FP17s for the same patient ID Re-attending between 3 & 9 months - Children	266	403	66.0%	61.6%	61.2%	58.9%
% of FP17s for the same patient ID Re-attending between 3 & 9 months - Adults	622	933	66.7%	53.5%	52.9%	51.6%
% of FP17s for Band 1 Urgent Courses	74	1,124	6.6%	9.8%	9.4%	8.9%
% of FP17s Relating to Free Repair or Replacements	3	1,124	0.3%	0.6%	0.7%	0.8%
% of FP17s Relating to Continuations	2	1,124	0.2%	0.9%	0.9%	0.9%
% of Patients satisfied with the dentistry they have received	2	3	N/A	92.3%	93.6%	93.2%
% of Patients satisfied with the time they had to wait for an appointment	2	3	N/A	89.2%	88.8%	88.8%

* This is based on patients treated on this contract for their most recent course of treatment. Figures in italics indicate the base number of FP17s or Patient Questionnaire responses are less than 100. N/A is shown where the base number of responses is less than 10 during the period. % is calculated as Quantity/Base number*100

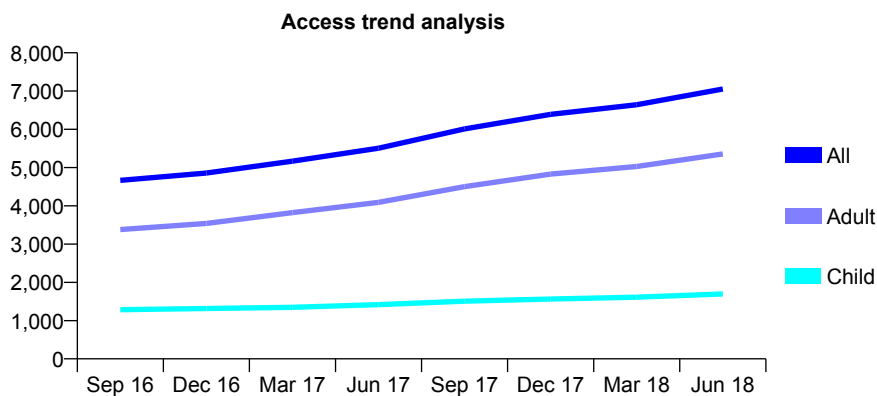
Q70 - Vital Signs At a Glance Contract Report for 125776/0015 - June 2018

Name or company name	Apex Dental Care Ltd
Contract type name	GDS Contract
Purpose of contract	General
Contract start date	01/06/2013
Contract end date	

18/19 Contracted general activity (UDA)	16,814
Carry forward general activity (UDA)	0
18/19 Contracted orthodontic activity (UOA)	0
Carry forward orthodontic activity (UOA)	0
Baseline contract value	£388,813.58

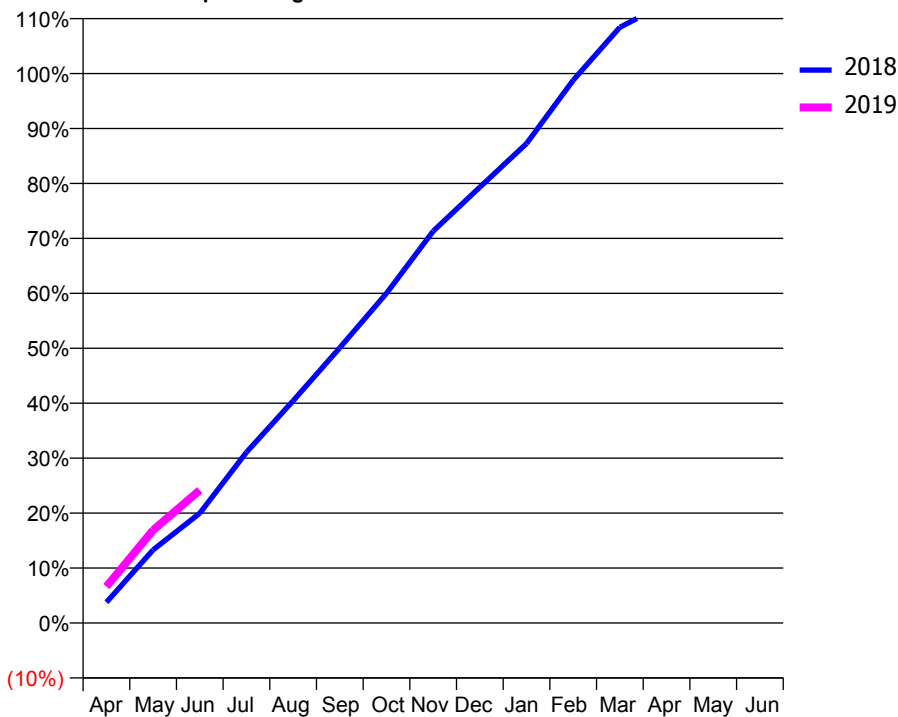
ACCESS*

Patients seen in 24 months	Total	Change since previous quarter
Quarter ending June 2017	5,507	
Quarter ending September 2017	6,011	↑
Quarter ending December 2017	6,392	↑
Quarter ending March 2018	6,642	↑
Quarter ending June 2018	7,053	↑
Variance since June 2017	28.1%	↑



ACTIVITY

Cumulative percentage of contracted UDA delivered 2018 & 2019



Adjusted Scheduled Activity (UDA)

Month	2018	2019
April	633	1,116
May	2,238	2,841
June	3,359	4,067
July	5,224	
August	6,800	
September	8,425	
October	10,087	
November	11,989	
December	13,337	
January	14,669	
February	16,611	
March	18,229	
April	18,961	
May	18,980	
June	18,995	

QUALITY

	Quantity	Base Number	Contract	AT	Region	England
% of FP17s for the same patient ID Re-attending within 3 months - Children	43	606	7.1%	9.7%	11.0%	11.5%
% of FP17s for the same patient ID Re-attending within 3 months - Adults	211	1,786	11.8%	13.9%	15.3%	15.4%
% of FP17s for the same patient ID Re-attending between 3 & 9 months - Children	316	606	52.1%	61.6%	61.2%	58.9%
% of FP17s for the same patient ID Re-attending between 3 & 9 months - Adults	857	1,786	48.0%	53.5%	52.9%	51.6%
% of FP17s for Band 1 Urgent Courses	247	2,022	12.2%	9.8%	9.4%	8.9%
% of FP17s Relating to Free Repair or Replacements	14	2,022	0.7%	0.6%	0.7%	0.8%
% of FP17s Relating to Continuations	8	2,022	0.4%	0.9%	0.9%	0.9%
% of Patients satisfied with the dentistry they have received	8	8	N/A	92.3%	93.6%	93.2%
% of Patients satisfied with the time they had to wait for an appointment	7	8	N/A	89.2%	88.8%	88.8%

* This is based on patients treated on this contract for their most recent course of treatment. Figures in italics indicate the base number of FP17s or Patient Questionnaire responses are less than 100. N/A is shown where the base number of responses is less than 10 during the period. % is calculated as Quantity/Base number*100

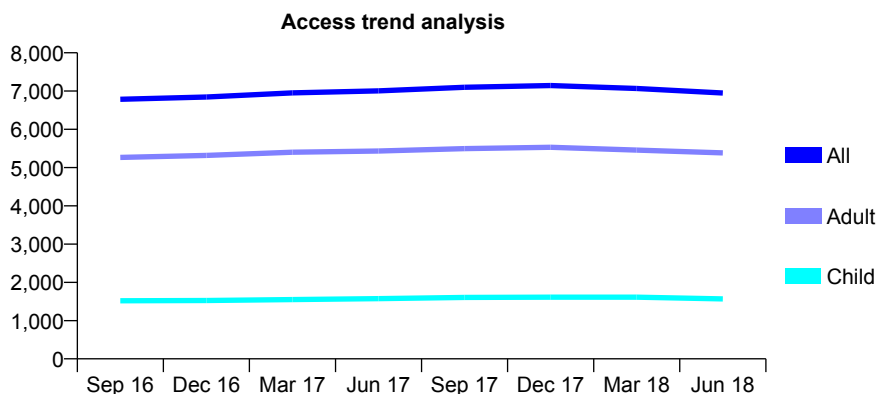
Q70 - Vital Signs At a Glance Contract Report for 127116/0002 - June 2018

Name or company name	A Pitchforth, M Elalami, N Hussain & R Gye
Contract type name	GDS Contract
Purpose of contract	General
Contract start date	01/07/2012
Contract end date	

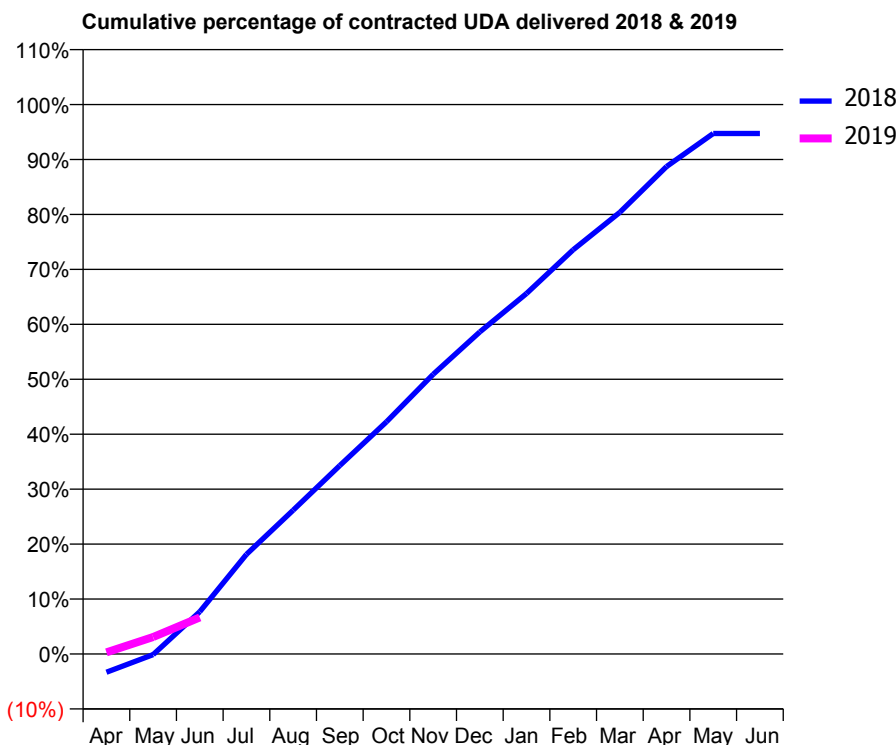
18/19 Contracted general activity (UDA)	20,000
Carry forward general activity (UDA)	0
18/19 Contracted orthodontic activity (UOA)	0
Carry forward orthodontic activity (UOA)	0
Baseline contract value	£527,192.42

ACCESS*

Patients seen in 24 months	Total	Change since previous quarter
Quarter ending June 2017	7,006	
Quarter ending September 2017	7,098	→
Quarter ending December 2017	7,145	→
Quarter ending March 2018	7,069	↓
Quarter ending June 2018	6,950	↓
Variance since June 2017	(0.8%)	→



ACTIVITY



Month	Adjusted Scheduled Activity (UDA)	
	2018	2019
April	-669	61
May	-28	620
June	1,540	1,331
July	3,628	
August	5,236	
September	6,859	
October	8,452	
November	10,179	
December	11,724	
January	13,123	
February	14,713	
March	16,075	
April	17,742	
May	18,944	
June	18,944	

QUALITY

	Quantity	Base Number	Contract	AT	Region	England
% of FP17s for the same patient ID Re-attending within 3 months - Children	25	605	4.1%	9.7%	11.0%	11.5%
% of FP17s for the same patient ID Re-attending within 3 months - Adults	207	2,047	10.1%	13.9%	15.3%	15.4%
% of FP17s for the same patient ID Re-attending between 3 & 9 months - Children	437	605	72.2%	61.6%	61.2%	58.9%
% of FP17s for the same patient ID Re-attending between 3 & 9 months - Adults	1,390	2,047	67.9%	53.5%	52.9%	51.6%
% of FP17s for Band 1 Urgent Courses	80	680	11.8%	9.8%	9.4%	8.9%
% of FP17s Relating to Free Repair or Replacements	3	680	0.4%	0.6%	0.7%	0.8%
% of FP17s Relating to Continuations	0	680	0.0%	0.9%	0.9%	0.9%
% of Patients satisfied with the dentistry they have received	4	4	N/A	92.3%	93.6%	93.2%
% of Patients satisfied with the time they had to wait for an appointment	4	4	N/A	89.2%	88.8%	88.8%

* This is based on patients treated on this contract for their most recent course of treatment. Figures in italics indicate the base number of FP17s or Patient Questionnaire responses are less than 100. N/A is shown where the base number of responses is less than 10 during the period. % is calculated as Quantity/Base number*100

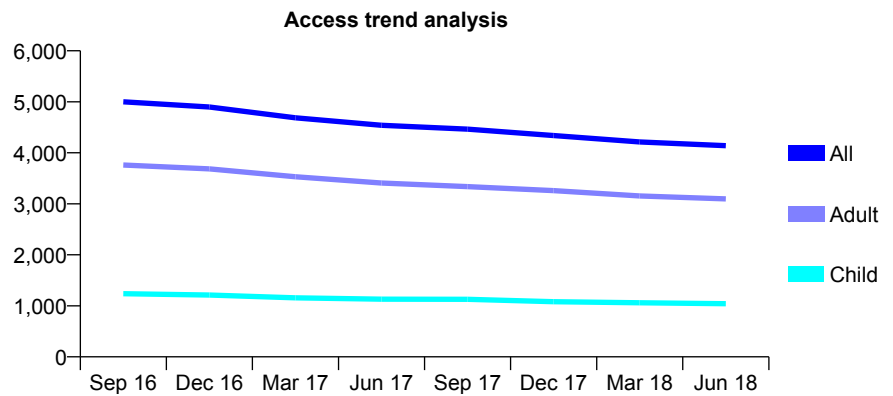
Q70 - Vital Signs At a Glance Contract Report for 127116/0004 - June 2018

Name or company name	A Pitchforth, M Elalami, N Hussain & R Gye
Contract type name	GDS Contract
Purpose of contract	General
Contract start date	01/07/2012
Contract end date	

18/19 Contracted general activity (UDA)	13,200
Carry forward general activity (UDA)	0
18/19 Contracted orthodontic activity (UOA)	0
Carry forward orthodontic activity (UOA)	0
Baseline contract value	£367,729.88

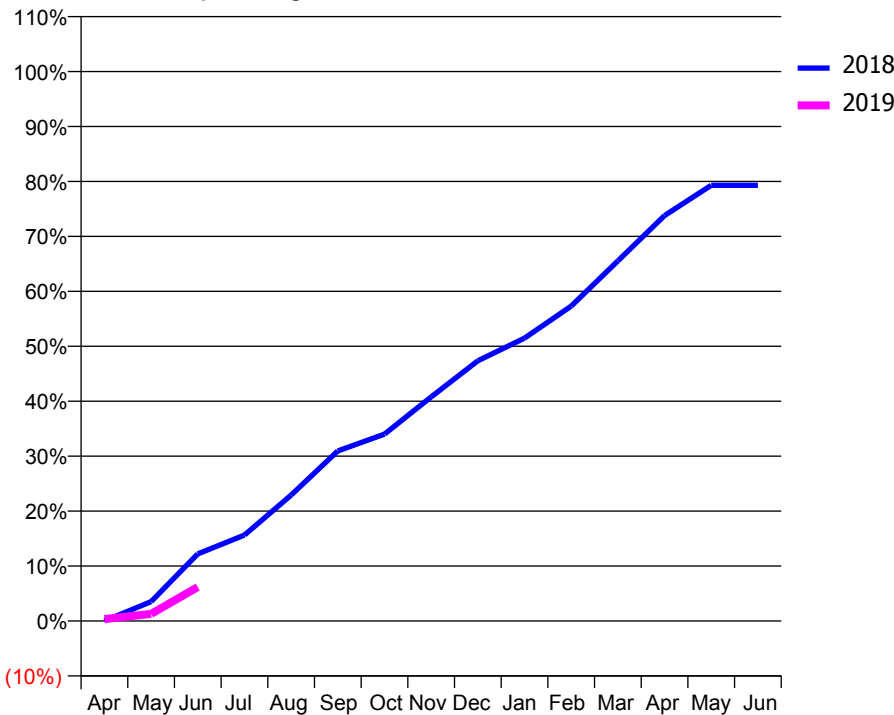
ACCESS*

Patients seen in 24 months	Total	Change since previous quarter
Quarter ending June 2017	4,540	
Quarter ending September 2017	4,463	↓
Quarter ending December 2017	4,339	↓
Quarter ending March 2018	4,214	↓
Quarter ending June 2018	4,140	↓
Variance since June 2017	(8.8%)	↓



ACTIVITY

Cumulative percentage of contracted UDA delivered 2018 & 2019



Adjusted Scheduled Activity (UDA)		
Month	2018	2019
April	0	47
May	467	172
June	1,612	816
July	2,065	
August	3,024	
September	4,085	
October	4,488	
November	5,384	
December	6,251	
January	6,795	
February	7,565	
March	8,651	
April	9,740	
May	10,468	
June	10,466	

QUALITY

	Quantity	Base Number	Contract	AT	Region	England
% of FP17s for the same patient ID Re-attending within 3 months - Children	21	443	4.7%	9.7%	11.0%	11.5%
% of FP17s for the same patient ID Re-attending within 3 months - Adults	189	1,245	15.2%	13.9%	15.3%	15.4%
% of FP17s for the same patient ID Re-attending between 3 & 9 months - Children	263	443	59.4%	61.6%	61.2%	58.9%
% of FP17s for the same patient ID Re-attending between 3 & 9 months - Adults	760	1,245	61.0%	53.5%	52.9%	51.6%
% of FP17s for Band 1 Urgent Courses	48	444	10.8%	9.8%	9.4%	8.9%
% of FP17s Relating to Free Repair or Replacements	0	444	0.0%	0.6%	0.7%	0.8%
% of FP17s Relating to Continuations	0	444	0.0%	0.9%	0.9%	0.9%
% of Patients satisfied with the dentistry they have received	3	3	N/A	92.3%	93.6%	93.2%
% of Patients satisfied with the time they had to wait for an appointment	3	3	N/A	89.2%	88.8%	88.8%

* This is based on patients treated on this contract for their most recent course of treatment. Figures in italics indicate the base number of FP17s or Patient Questionnaire responses are less than 100. N/A is shown where the base number of responses is less than 10 during the period. % is calculated as Quantity/Base number*100

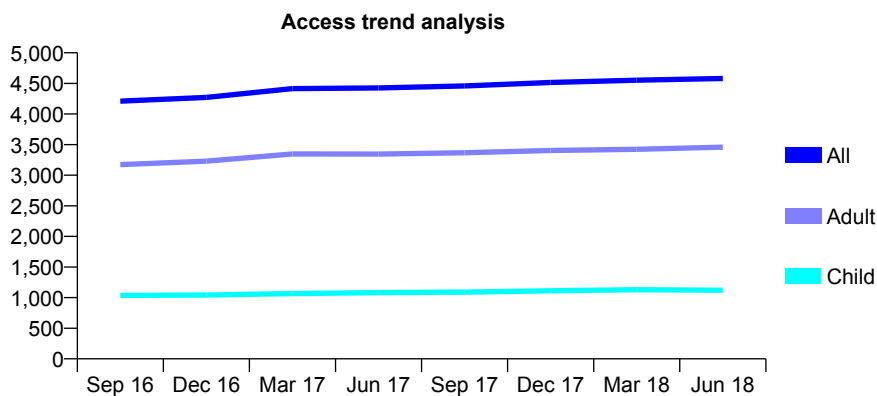
Q70 - Vital Signs At a Glance Contract Report for 128392/0001 - June 2018

Name or company name	Dr L Tangsiri
Contract type name	GDS Contract
Purpose of contract	General
Contract start date	25/09/2009
Contract end date	

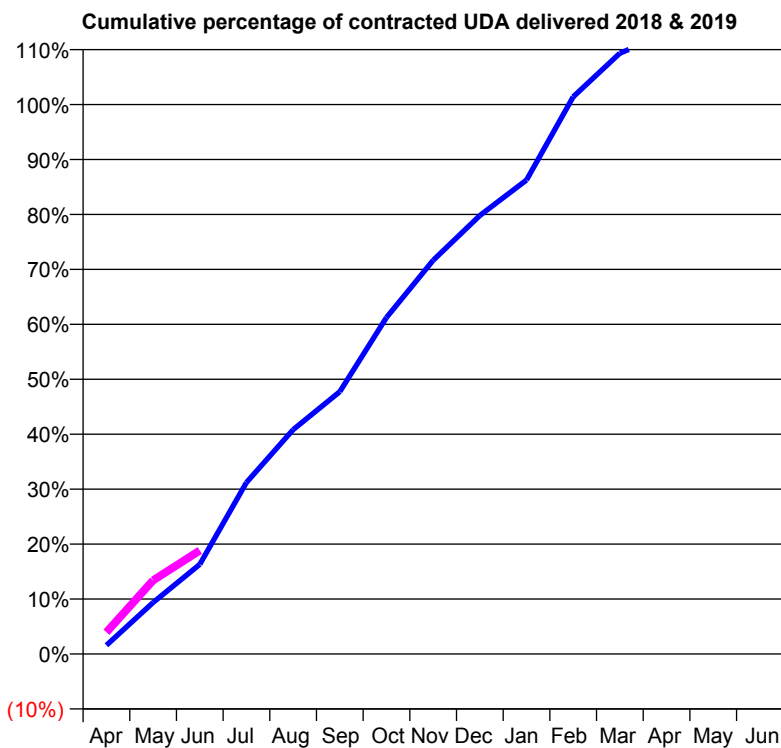
18/19 Contracted general activity (UDA)	10,368
Carry forward general activity (UDA)	0
18/19 Contracted orthodontic activity (UOA)	0
Carry forward orthodontic activity (UOA)	0
Baseline contract value	£237,285.41

ACCESS*

Patients seen in 24 months	Total	Change since previous quarter
Quarter ending June 2017	4,427	
Quarter ending September 2017	4,459	→
Quarter ending December 2017	4,516	→
Quarter ending March 2018	4,552	→
Quarter ending June 2018	4,580	→
Variance since June 2017	3.5%	↑



ACTIVITY



Month	Adjusted Scheduled Activity (UDA)	
	2018	2019
April	166	412
May	972	1,390
June	1,692	1,954
July	3,238	
August	4,234	
September	4,949	
October	6,348	
November	7,429	
December	8,273	
January	8,944	
February	10,514	
March	11,336	
April	11,702	
May	11,755	
June	11,755	

QUALITY

	Quantity	Base Number	Contract	AT	Region	England
% of FP17s for the same patient ID Re-attending within 3 months - Children	10	346	2.9%	9.7%	11.0%	11.5%
% of FP17s for the same patient ID Re-attending within 3 months - Adults	113	1,081	10.5%	13.9%	15.3%	15.4%
% of FP17s for the same patient ID Re-attending between 3 & 9 months - Children	249	346	72.0%	61.6%	61.2%	58.9%
% of FP17s for the same patient ID Re-attending between 3 & 9 months - Adults	665	1,081	61.5%	53.5%	52.9%	51.6%
% of FP17s for Band 1 Urgent Courses	79	1,235	6.4%	9.8%	9.4%	8.9%
% of FP17s Relating to Free Repair or Replacements	5	1,235	0.4%	0.6%	0.7%	0.8%
% of FP17s Relating to Continuations	23	1,235	1.9%	0.9%	0.9%	0.9%
% of Patients satisfied with the dentistry they have received	2	3	N/A	92.3%	93.6%	93.2%
% of Patients satisfied with the time they had to wait for an appointment	3	3	N/A	89.2%	88.8%	88.8%

* This is based on patients treated on this contract for their most recent course of treatment. Figures in italics indicate the base number of FP17s or Patient Questionnaire responses are less than 100. N/A is shown where the base number of responses is less than 10 during the period. % is calculated as Quantity/Base number*100

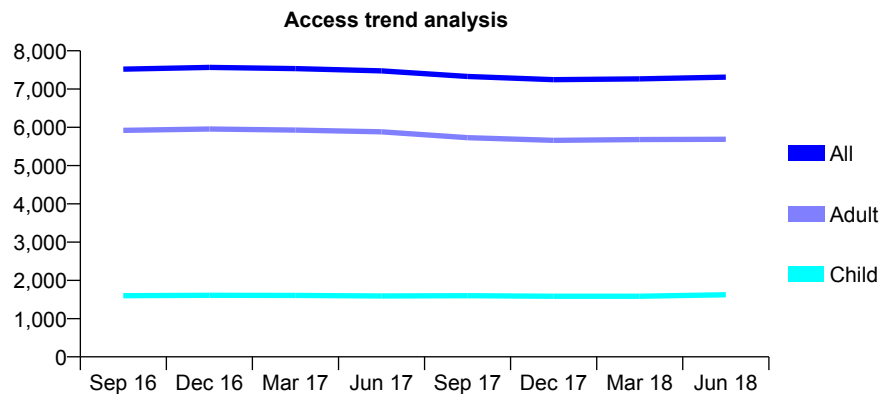
Q70 - Vital Signs At a Glance Contract Report for 128678/0001 - June 2018

Name or company name	SCA Trafalgar Dental Services Ltd
Contract type name	GDS Contract
Purpose of contract	General
Contract start date	01/04/2009
Contract end date	

18/19 Contracted general activity (UDA)	21,352
Carry forward general activity (UDA)	0
18/19 Contracted orthodontic activity (UOA)	0
Carry forward orthodontic activity (UOA)	0
Baseline contract value	£550,912.78

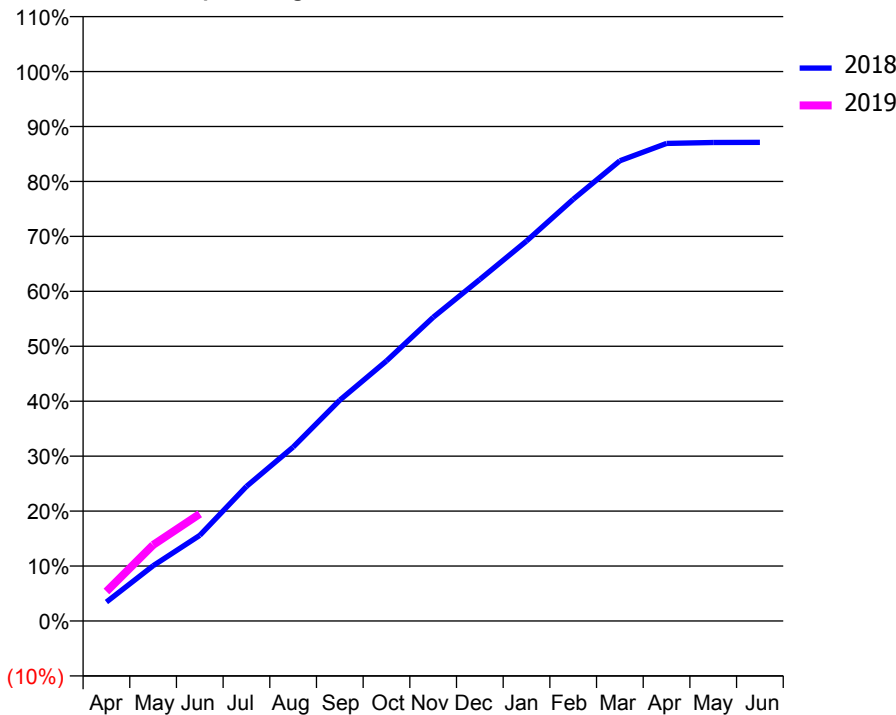
ACCESS*

Patients seen in 24 months	Total	Change since previous quarter
Quarter ending June 2017	7,475	
Quarter ending September 2017	7,329	↓
Quarter ending December 2017	7,245	↓
Quarter ending March 2018	7,265	→
Quarter ending June 2018	7,312	→
Variance since June 2017	(2.2%)	↓



ACTIVITY

Cumulative percentage of contracted UDA delivered 2018 & 2019



Month	Adjusted Scheduled Activity (UDA)	
	2018	2019
April	739	1,146
May	2,148	2,955
June	3,329	4,166
July	5,232	
August	6,760	
September	8,582	
October	10,106	
November	11,799	
December	13,275	
January	14,763	
February	16,389	
March	17,883	
April	18,557	
May	18,593	
June	18,597	

QUALITY

	Quantity	Base Number	Contract	AT	Region	England
% of FP17s for the same patient ID Re-attending within 3 months - Children	33	562	5.9%	9.7%	11.0%	11.5%
% of FP17s for the same patient ID Re-attending within 3 months - Adults	220	1,929	11.4%	13.9%	15.3%	15.4%
% of FP17s for the same patient ID Re-attending between 3 & 9 months - Children	271	562	48.2%	61.6%	61.2%	58.9%
% of FP17s for the same patient ID Re-attending between 3 & 9 months - Adults	934	1,929	48.4%	53.5%	52.9%	51.6%
% of FP17s for Band 1 Urgent Courses	438	2,141	20.5%	9.8%	9.4%	8.9%
% of FP17s Relating to Free Repair or Replacements	7	2,141	0.3%	0.6%	0.7%	0.8%
% of FP17s Relating to Continuations	7	2,141	0.3%	0.9%	0.9%	0.9%
% of Patients satisfied with the dentistry they have received	3	4	N/A	92.3%	93.6%	93.2%
% of Patients satisfied with the time they had to wait for an appointment	3	4	N/A	89.2%	88.8%	88.8%

* This is based on patients treated on this contract for their most recent course of treatment. Figures in italics indicate the base number of FP17s or Patient Questionnaire responses are less than 100. N/A is shown where the base number of responses is less than 10 during the period. % is calculated as Quantity/Base number*100

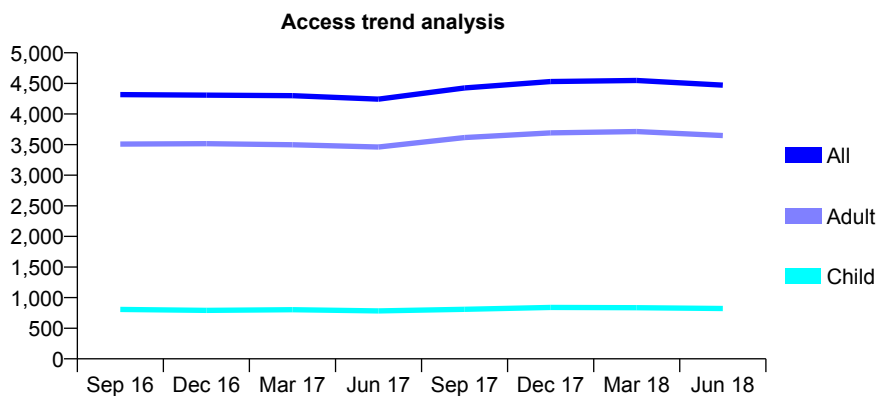
Q70 - Vital Signs At a Glance Contract Report for 128678/0002 - June 2018

Name or company name	SCA Trafalgar Dental Services Ltd
Contract type name	GDS Contract
Purpose of contract	General
Contract start date	10/02/2013
Contract end date	

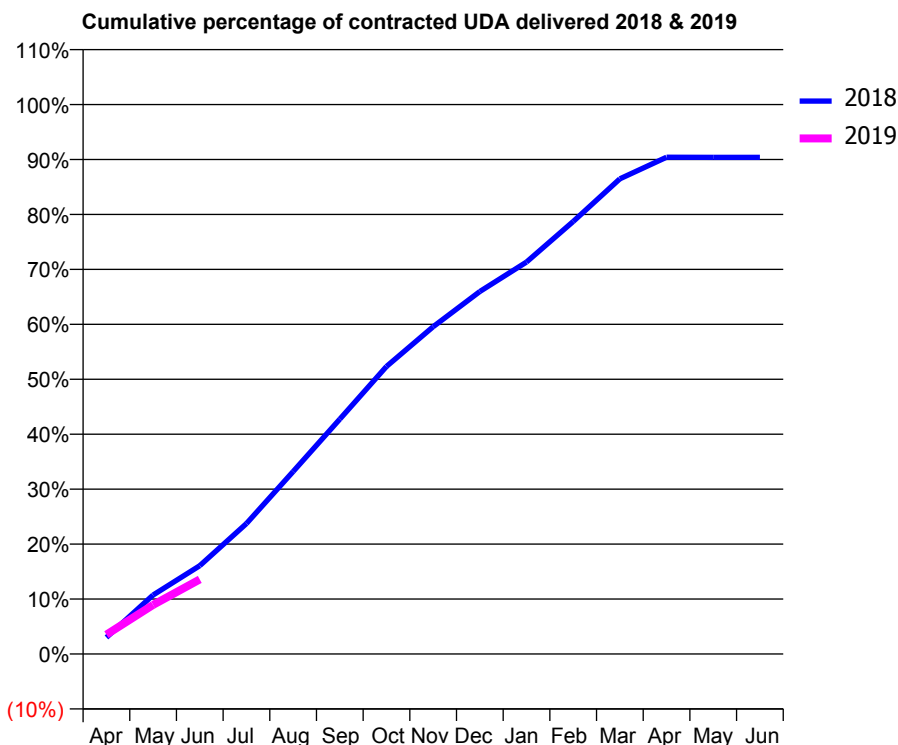
18/19 Contracted general activity (UDA)	16,000
Carry forward general activity (UDA)	0
18/19 Contracted orthodontic activity (UOA)	0
Carry forward orthodontic activity (UOA)	0
Baseline contract value	£483,463.28

ACCESS*

Patients seen in 24 months	Total	Change since previous quarter
Quarter ending June 2017	4,244	
Quarter ending September 2017	4,425	↑
Quarter ending December 2017	4,531	↑
Quarter ending March 2018	4,549	→
Quarter ending June 2018	4,472	↓
Variance since June 2017	5.4%	↑



ACTIVITY



Month	Adjusted Scheduled Activity (UDA)	
	2018	2019
April	484	564
May	1,716	1,429
June	2,573	2,171
July	3,801	
August	5,312	
September	6,839	
October	8,374	
November	9,531	
December	10,555	
January	11,414	
February	12,595	
March	13,837	
April	14,464	
May	14,463	
June	14,463	

QUALITY

	Quantity	Base Number	Contract	AT	Region	England
% of FP17s for the same patient ID Re-attending within 3 months - Children	20	272	7.4%	9.7%	11.0%	11.5%
% of FP17s for the same patient ID Re-attending within 3 months - Adults	151	1,129	13.4%	13.9%	15.3%	15.4%
% of FP17s for the same patient ID Re-attending between 3 & 9 months - Children	190	272	69.9%	61.6%	61.2%	58.9%
% of FP17s for the same patient ID Re-attending between 3 & 9 months - Adults	750	1,129	66.4%	53.5%	52.9%	51.6%
% of FP17s for Band 1 Urgent Courses	104	1,115	9.3%	9.8%	9.4%	8.9%
% of FP17s Relating to Free Repair or Replacements	3	1,115	0.3%	0.6%	0.7%	0.8%
% of FP17s Relating to Continuations	11	1,115	1.0%	0.9%	0.9%	0.9%
% of Patients satisfied with the dentistry they have received	4	5	N/A	92.3%	93.6%	93.2%
% of Patients satisfied with the time they had to wait for an appointment	4	5	N/A	89.2%	88.8%	88.8%

* This is based on patients treated on this contract for their most recent course of treatment. Figures in italics indicate the base number of FP17s or Patient Questionnaire responses are less than 100. N/A is shown where the base number of responses is less than 10 during the period. % is calculated as Quantity/Base number*100

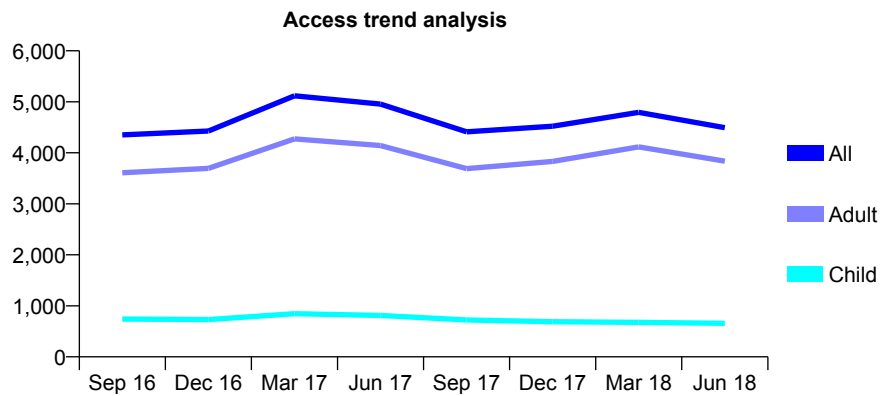
Q70 - Vital Signs At a Glance Contract Report for 129135/0001 - June 2018

Name or company name	Mr M Rzepiski & Mrs A Grycz-Rzepiska
Contract type name	GDS Contract
Purpose of contract	General
Contract start date	01/04/2006
Contract end date	

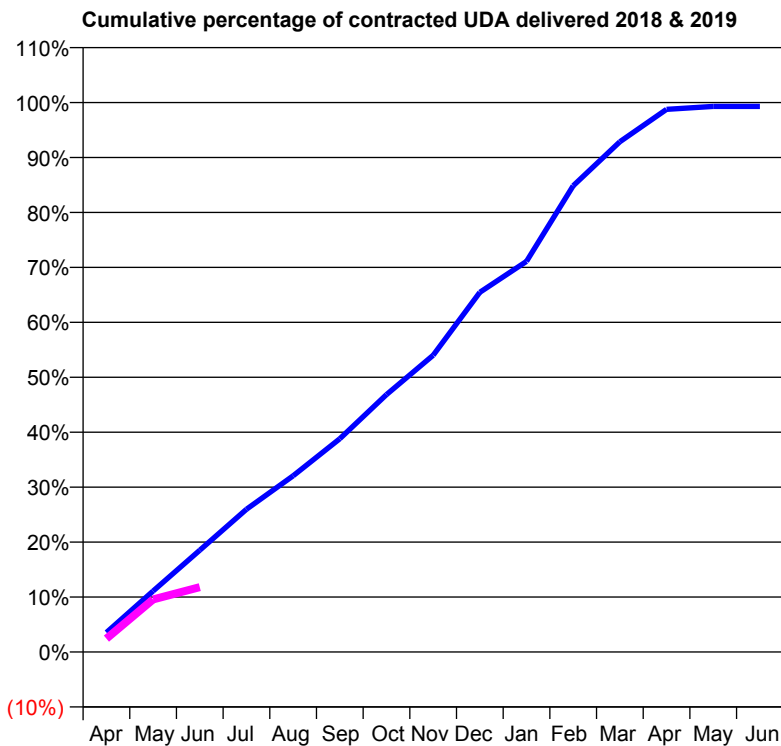
18/19 Contracted general activity (UDA)	14,316
Carry forward general activity (UDA)	0
18/19 Contracted orthodontic activity (UOA)	0
Carry forward orthodontic activity (UOA)	0
Baseline contract value	£296,188.66

ACCESS*

Patients seen in 24 months	Total	Change since previous quarter
Quarter ending June 2017	4,955	
Quarter ending September 2017	4,413	↓
Quarter ending December 2017	4,522	↑
Quarter ending March 2018	4,794	↑
Quarter ending June 2018	4,494	↓
Variance since June 2017	(9.3%)	↓



ACTIVITY



Month	Adjusted Scheduled Activity (UDA)	
	2018	2019
April	508	348
May	1,589	1,369
June	2,654	1,689
July	3,718	
August	4,593	
September	5,558	
October	6,708	
November	7,732	
December	9,370	
January	10,177	
February	12,149	
March	13,295	
April	14,137	
May	14,214	
June	14,214	

QUALITY

	Quantity	Base Number	Contract	AT	Region	England
% of FP17s for the same patient ID Re-attending within 3 months - Children	18	235	7.7%	9.7%	11.0%	11.5%
% of FP17s for the same patient ID Re-attending within 3 months - Adults	171	1,206	14.2%	13.9%	15.3%	15.4%
% of FP17s for the same patient ID Re-attending between 3 & 9 months - Children	160	235	68.1%	61.6%	61.2%	58.9%
% of FP17s for the same patient ID Re-attending between 3 & 9 months - Adults	818	1,206	67.8%	53.5%	52.9%	51.6%
% of FP17s for Band 1 Urgent Courses	68	1,019	6.7%	9.8%	9.4%	8.9%
% of FP17s Relating to Free Repair or Replacements	8	1,019	0.8%	0.6%	0.7%	0.8%
% of FP17s Relating to Continuations	24	1,019	2.4%	0.9%	0.9%	0.9%
% of Patients satisfied with the dentistry they have received	2	2	N/A	92.3%	93.6%	93.2%
% of Patients satisfied with the time they had to wait for an appointment	2	2	N/A	89.2%	88.8%	88.8%

* This is based on patients treated on this contract for their most recent course of treatment. Figures in italics indicate the base number of FP17s or Patient Questionnaire responses are less than 100. N/A is shown where the base number of responses is less than 10 during the period. % is calculated as Quantity/Base number*100

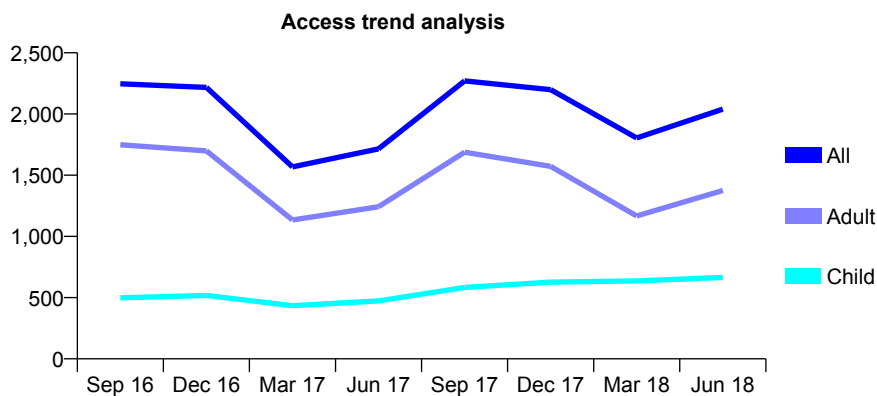
Q70 - Vital Signs At a Glance Contract Report for 129135/0002 - June 2018

Name or company name	Mr M Rzepski & Mrs A Grycz-Rzepaska
Contract type name	PDS Plus Contract
Purpose of contract	General
Contract start date	01/12/2010
Contract end date	30/11/2020

18/19 Contracted general activity (UDA)	6,000
Carry forward general activity (UDA)	0
18/19 Contracted orthodontic activity (UOA)	0
Carry forward orthodontic activity (UOA)	0
Baseline contract value	£102,171.93

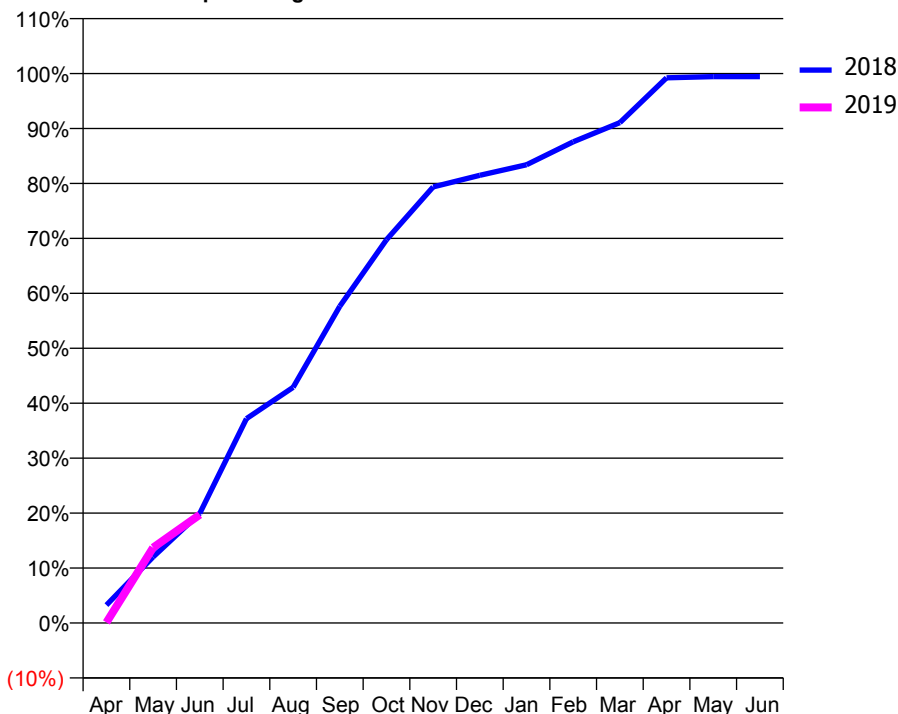
ACCESS*

Patients seen in 24 months	Total	Change since previous quarter
Quarter ending June 2017	1,715	
Quarter ending September 2017	2,271	↑
Quarter ending December 2017	2,199	↓
Quarter ending March 2018	1,804	↓
Quarter ending June 2018	2,040	↑
Variance since June 2017	19.0%	↑



ACTIVITY

Cumulative percentage of contracted UDA delivered 2018 & 2019



Adjusted Scheduled Activity (UDA)

Month	2018	2019
April	195	6
May	721	823
June	1,198	1,184
July	2,231	
August	2,574	
September	3,458	
October	4,185	
November	4,762	
December	4,889	
January	5,003	
February	5,254	
March	5,464	
April	5,953	
May	5,967	
June	5,966	

QUALITY

	Quantity	Base Number	Contract	AT	Region	England
% of FP17s for the same patient ID Re-attending within 3 months - Children	10	250	4.0%	9.7%	11.0%	11.5%
% of FP17s for the same patient ID Re-attending within 3 months - Adults	30	782	3.8%	13.9%	15.3%	15.4%
% of FP17s for the same patient ID Re-attending between 3 & 9 months - Children	128	250	51.2%	61.6%	61.2%	58.9%
% of FP17s for the same patient ID Re-attending between 3 & 9 months - Adults	389	782	49.7%	53.5%	52.9%	51.6%
% of FP17s for Band 1 Urgent Courses	48	741	6.5%	9.8%	9.4%	8.9%
% of FP17s Relating to Free Repair or Replacements	0	741	0.0%	0.6%	0.7%	0.8%
% of FP17s Relating to Continuations	9	741	1.2%	0.9%	0.9%	0.9%
% of Patients satisfied with the dentistry they have received	2	2	N/A	92.3%	93.6%	93.2%
% of Patients satisfied with the time they had to wait for an appointment	2	2	N/A	89.2%	88.8%	88.8%

* This is based on patients treated on this contract for their most recent course of treatment. Figures in italics indicate the base number of FP17s or Patient Questionnaire responses are less than 100. N/A is shown where the base number of responses is less than 10 during the period. % is calculated as Quantity/Base number*100

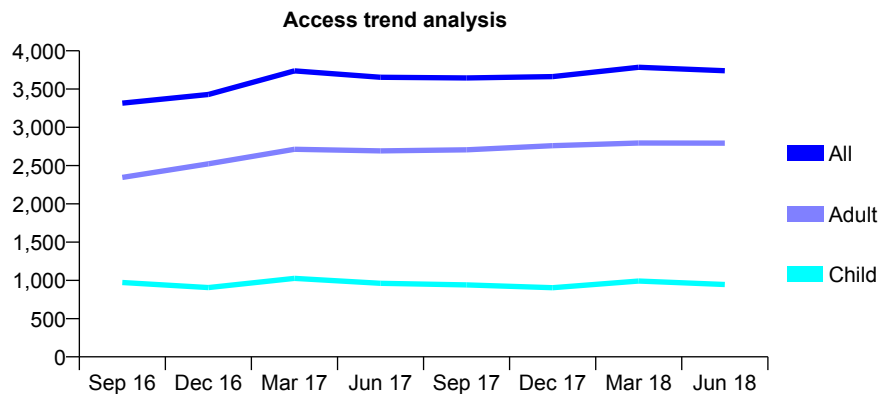
Q70 - Vital Signs At a Glance Contract Report for 129992/0008 - June 2018

Name or company name	Somerset Partnership NHS Foundation Tru
Contract type name	PDS Contract
Purpose of contract	General
Contract start date	01/04/2015
Contract end date	31/03/2020

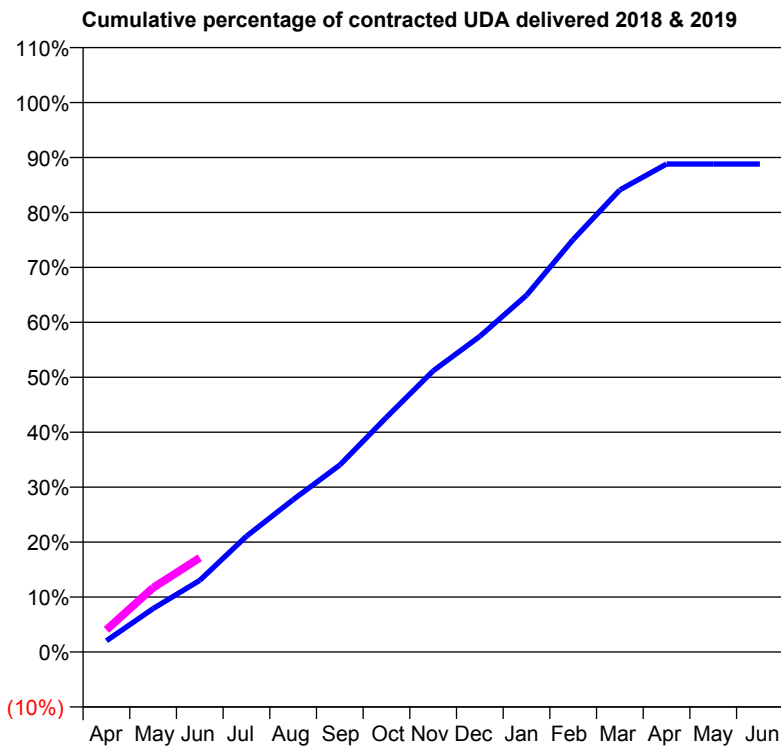
18/19 Contracted general activity (UDA)	9,333
Carry forward general activity (UDA)	0
18/19 Contracted orthodontic activity (UOA)	0
Carry forward orthodontic activity (UOA)	0
Baseline contract value	£1,788,047.17

ACCESS*

Patients seen in 24 months	Total	Change since previous quarter
Quarter ending June 2017	3,654	
Quarter ending September 2017	3,646	→
Quarter ending December 2017	3,663	→
Quarter ending March 2018	3,785	↑
Quarter ending June 2018	3,739	↓
Variance since June 2017	2.3%	↑



ACTIVITY



Month	Adjusted Scheduled Activity (UDA)	
	2018	2019
April	191	378
May	737	1,093
June	1,216	1,600
July	1,967	
August	2,588	
September	3,175	
October	3,987	
November	4,776	
December	5,362	
January	6,059	
February	7,005	
March	7,850	
April	8,289	
May	8,289	
June	8,289	

QUALITY

	Quantity	Base Number	Contract	AT	Region	England
% of FP17s for the same patient ID Re-attending within 3 months - Children	21	334	6.3%	9.7%	11.0%	11.5%
% of FP17s for the same patient ID Re-attending within 3 months - Adults	112	827	13.5%	13.9%	15.3%	15.4%
% of FP17s for the same patient ID Re-attending between 3 & 9 months - Children	145	334	43.4%	61.6%	61.2%	58.9%
% of FP17s for the same patient ID Re-attending between 3 & 9 months - Adults	416	827	50.3%	53.5%	52.9%	51.6%
% of FP17s for Band 1 Urgent Courses	39	922	4.2%	9.8%	9.4%	8.9%
% of FP17s Relating to Free Repair or Replacements	5	922	0.5%	0.6%	0.7%	0.8%
% of FP17s Relating to Continuations	15	922	1.6%	0.9%	0.9%	0.9%
% of Patients satisfied with the dentistry they have received	2	2	N/A	92.3%	93.6%	93.2%
% of Patients satisfied with the time they had to wait for an appointment	2	2	N/A	89.2%	88.8%	88.8%

* This is based on patients treated on this contract for their most recent course of treatment. Figures in italics indicate the base number of FP17s or Patient Questionnaire responses are less than 100. N/A is shown where the base number of responses is less than 10 during the period. % is calculated as Quantity/Base number*100

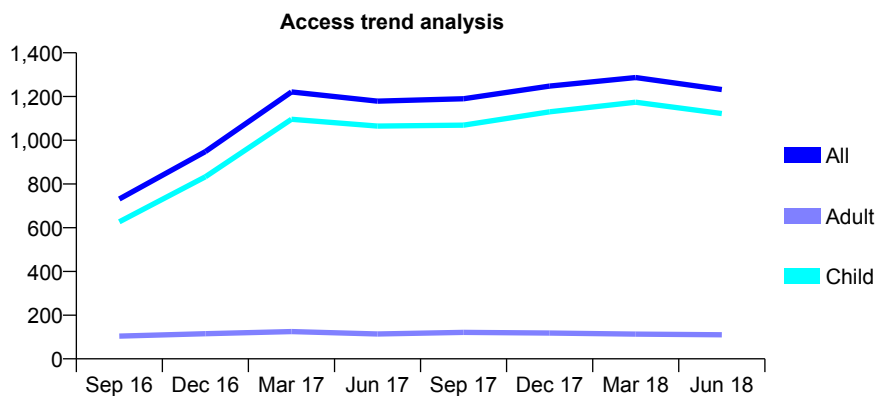
Q70 - Vital Signs At a Glance Contract Report for 129992/0009 - June 2018

Name or company name	Somerset Partnership NHS Foundation Tru
Contract type name	PDS Contract
Purpose of contract	General
Contract start date	01/04/2015
Contract end date	31/03/2020

18/19 Contracted general activity (UDA)	4,666
Carry forward general activity (UDA)	0
18/19 Contracted orthodontic activity (UOA)	0
Carry forward orthodontic activity (UOA)	0
Baseline contract value	£394,292.26

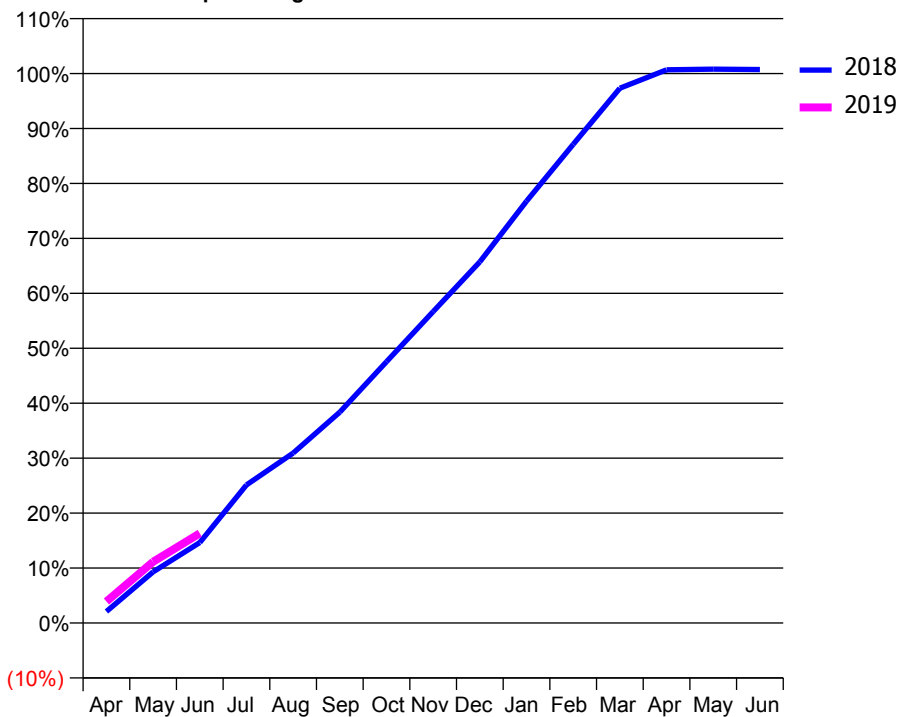
ACCESS*

Patients seen in 24 months	Total	Change since previous quarter
Quarter ending June 2017	1,179	
Quarter ending September 2017	1,190	→
Quarter ending December 2017	1,248	↑
Quarter ending March 2018	1,287	↑
Quarter ending June 2018	1,232	↓
Variance since June 2017	4.5%	↑



ACTIVITY

Cumulative percentage of contracted UDA delivered 2018 & 2019



Adjusted Scheduled Activity (UDA)

Month	2018	2019
April	98	183
May	434	520
June	683	761
July	1,173	
August	1,443	
September	1,791	
October	2,218	
November	2,645	
December	3,067	
January	3,582	
February	4,065	
March	4,541	
April	4,698	
May	4,703	
June	4,700	

QUALITY

	Quantity	Base Number	Contract	AT	Region	England
% of FP17s for the same patient ID Re-attending within 3 months - Children	25	364	6.9%	9.7%	11.0%	11.5%
% of FP17s for the same patient ID Re-attending within 3 months - Adults	1	18	5.6%	13.9%	15.3%	15.4%
% of FP17s for the same patient ID Re-attending between 3 & 9 months - Children	34	364	9.3%	61.6%	61.2%	58.9%
% of FP17s for the same patient ID Re-attending between 3 & 9 months - Adults	1	18	5.6%	53.5%	52.9%	51.6%
% of FP17s for Band 1 Urgent Courses	11	316	3.5%	9.8%	9.4%	8.9%
% of FP17s Relating to Free Repair or Replacements	0	316	0.0%	0.6%	0.7%	0.8%
% of FP17s Relating to Continuations	3	316	0.9%	0.9%	0.9%	0.9%
% of Patients satisfied with the dentistry they have received	0	0	N/A	92.3%	93.6%	93.2%
% of Patients satisfied with the time they had to wait for an appointment	0	0	N/A	89.2%	88.8%	88.8%

* This is based on patients treated on this contract for their most recent course of treatment. Figures in italics indicate the base number of FP17s or Patient Questionnaire responses are less than 100. N/A is shown where the base number of responses is less than 10 during the period. % is calculated as Quantity/Base number*100

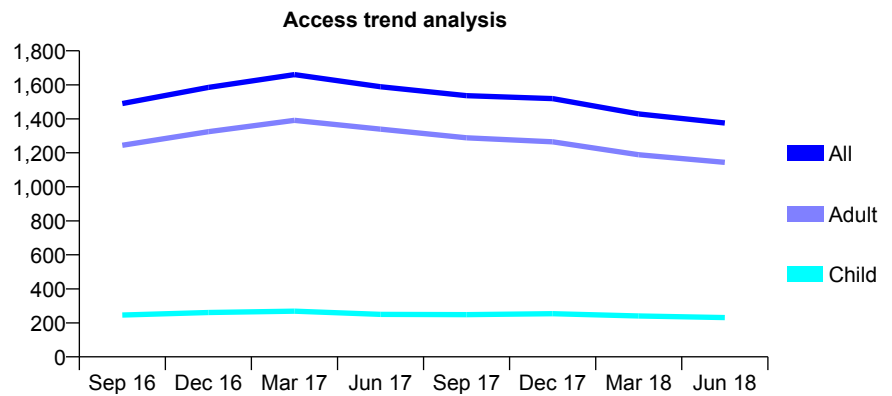
Q70 - Vital Signs At a Glance Contract Report for 129992/0010 - June 2018

Name or company name	Somerset Partnership NHS Foundation Tru
Contract type name	PDS Contract
Purpose of contract	General
Contract start date	01/04/2015
Contract end date	12/09/2018

18/19 Contracted general activity (UDA)	2,100
Carry forward general activity (UDA)	0
18/19 Contracted orthodontic activity (UOA)	0
Carry forward orthodontic activity (UOA)	0
Baseline contract value	£305,206.66

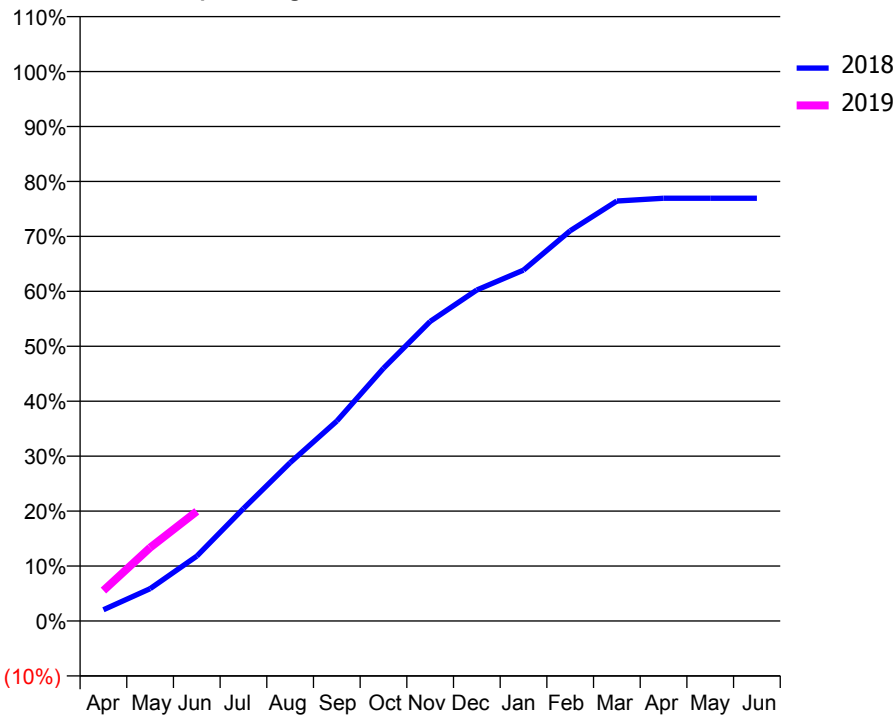
ACCESS*

Patients seen in 24 months	Total	Change since previous quarter
Quarter ending June 2017	1,589	
Quarter ending September 2017	1,536	↓
Quarter ending December 2017	1,519	↓
Quarter ending March 2018	1,429	↓
Quarter ending June 2018	1,375	↓
Variance since June 2017	(13.5%)	↓



ACTIVITY

Cumulative percentage of contracted UDA delivered 2018 & 2019



Month	Adjusted Scheduled Activity (UDA)	
	2018	2019
April	96	116
May	275	280
June	551	419
July	955	
August	1,345	
September	1,698	
October	2,146	
November	2,543	
December	2,811	
January	2,980	
February	3,313	
March	3,566	
April	3,590	
May	3,590	
June	3,590	

QUALITY

	Quantity	Base Number	Contract	AT	Region	England
% of FP17s for the same patient ID Re-attending within 3 months - Children	2	52	3.8%	9.7%	11.0%	11.5%
% of FP17s for the same patient ID Re-attending within 3 months - Adults	12	129	9.3%	13.9%	15.3%	15.4%
% of FP17s for the same patient ID Re-attending between 3 & 9 months - Children	16	52	30.8%	61.6%	61.2%	58.9%
% of FP17s for the same patient ID Re-attending between 3 & 9 months - Adults	36	129	27.9%	53.5%	52.9%	51.6%
% of FP17s for Band 1 Urgent Courses	16	171	9.4%	9.8%	9.4%	8.9%
% of FP17s Relating to Free Repair or Replacements	1	171	0.6%	0.6%	0.7%	0.8%
% of FP17s Relating to Continuations	1	171	0.6%	0.9%	0.9%	0.9%
% of Patients satisfied with the dentistry they have received	2	2	N/A	92.3%	93.6%	93.2%
% of Patients satisfied with the time they had to wait for an appointment	2	2	N/A	89.2%	88.8%	88.8%

* This is based on patients treated on this contract for their most recent course of treatment. Figures in italics indicate the base number of FP17s or Patient Questionnaire responses are less than 100. N/A is shown where the base number of responses is less than 10 during the period. % is calculated as Quantity/Base number*100

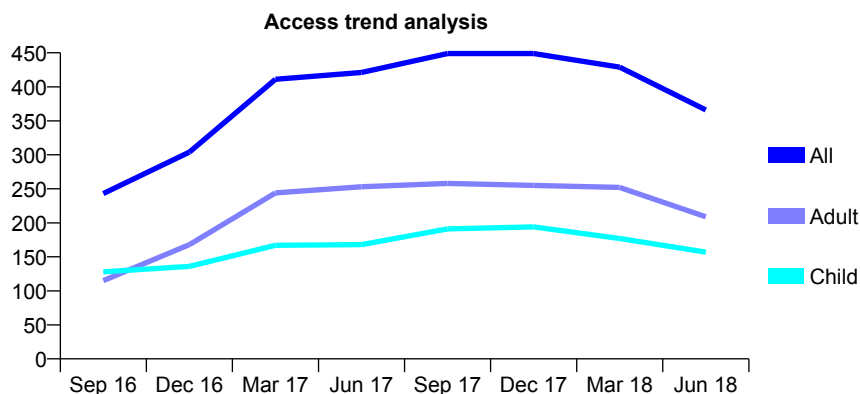
Q70 - Vital Signs At a Glance Contract Report for 129992/0011 - June 2018

Name or company name	Somerset Partnership NHS Foundation Tru
Contract type name	PDS Contract
Purpose of contract	General
Contract start date	01/04/2015
Contract end date	12/09/2018

18/19 Contracted general activity (UDA)	1,050
Carry forward general activity (UDA)	0
18/19 Contracted orthodontic activity (UOA)	0
Carry forward orthodontic activity (UOA)	0
Baseline contract value	£85,026.84

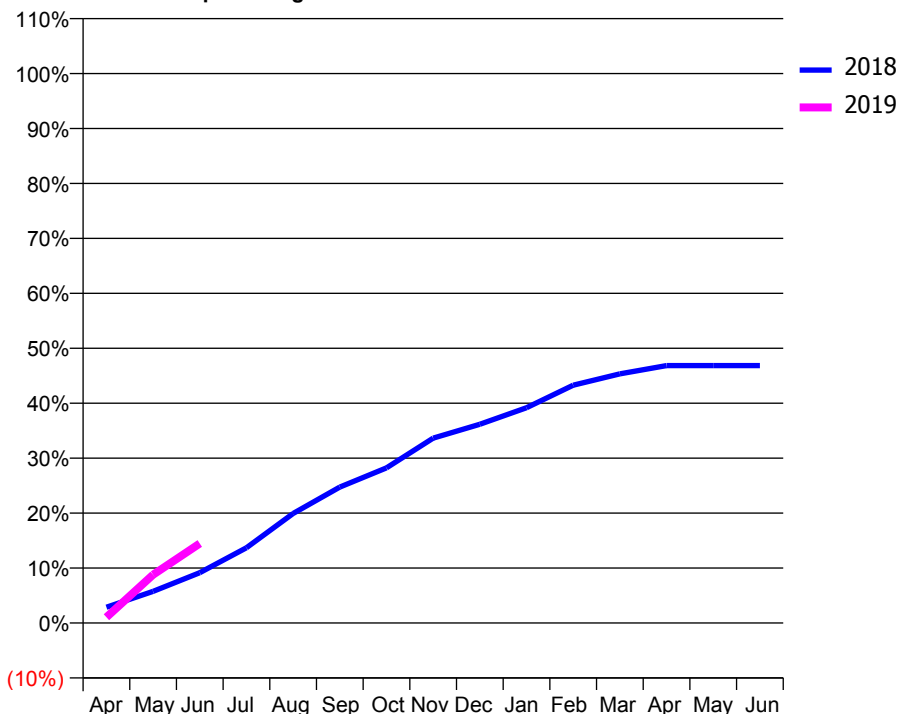
ACCESS*

Patients seen in 24 months	Total	Change since previous quarter
Quarter ending June 2017	421	
Quarter ending September 2017	449	↑
Quarter ending December 2017	449	→
Quarter ending March 2018	429	↓
Quarter ending June 2018	366	↓
Variance since June 2017	(13.1%)	↓



ACTIVITY

Cumulative percentage of contracted UDA delivered 2018 & 2019



Adjusted Scheduled Activity (UDA)

Month	2018	2019
April	67	11
May	134	92
June	214	152
July	320	
August	465	
September	577	
October	659	
November	785	
December	844	
January	914	
February	1,010	
March	1,058	
April	1,093	
May	1,093	
June	1,093	

QUALITY

	Quantity	Base Number	Contract	AT	Region	England
% of FP17s for the same patient ID Re-attending within 3 months - Children	0	42	0.0%	9.7%	11.0%	11.5%
% of FP17s for the same patient ID Re-attending within 3 months - Adults	0	31	0.0%	13.9%	15.3%	15.4%
% of FP17s for the same patient ID Re-attending between 3 & 9 months - Children	0	42	0.0%	61.6%	61.2%	58.9%
% of FP17s for the same patient ID Re-attending between 3 & 9 months - Adults	0	31	0.0%	53.5%	52.9%	51.6%
% of FP17s for Band 1 Urgent Courses	10	56	17.9%	9.8%	9.4%	8.9%
% of FP17s Relating to Free Repair or Replacements	0	56	0.0%	0.6%	0.7%	0.8%
% of FP17s Relating to Continuations	0	56	0.0%	0.9%	0.9%	0.9%
% of Patients satisfied with the dentistry they have received	0	0	N/A	92.3%	93.6%	93.2%
% of Patients satisfied with the time they had to wait for an appointment	0	0	N/A	89.2%	88.8%	88.8%

* This is based on patients treated on this contract for their most recent course of treatment. Figures in italics indicate the base number of FP17s or Patient Questionnaire responses are less than 100. N/A is shown where the base number of responses is less than 10 during the period. % is calculated as Quantity/Base number*100

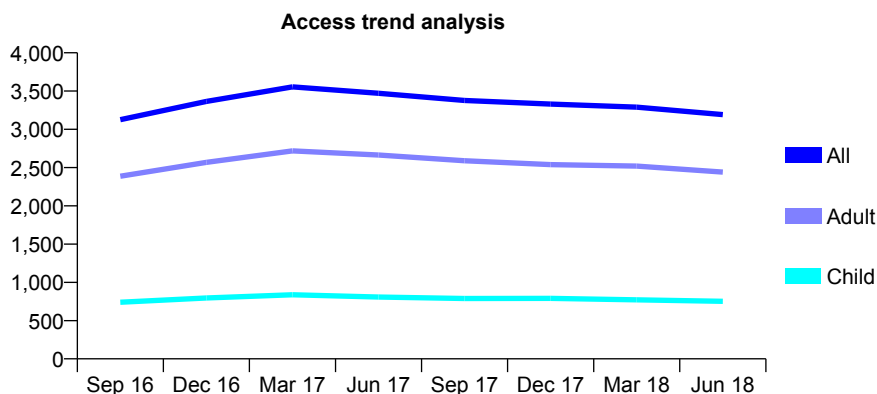
Q70 - Vital Signs At a Glance Contract Report for 129992/0012 - June 2018

Name or company name	Somerset Partnership NHS Foundation Tru
Contract type name	PDS Contract
Purpose of contract	General
Contract start date	01/04/2015
Contract end date	12/09/2018

18/19 Contracted general activity (UDA)	4,725
Carry forward general activity (UDA)	0
18/19 Contracted orthodontic activity (UOA)	0
Carry forward orthodontic activity (UOA)	0
Baseline contract value	£120,307.93

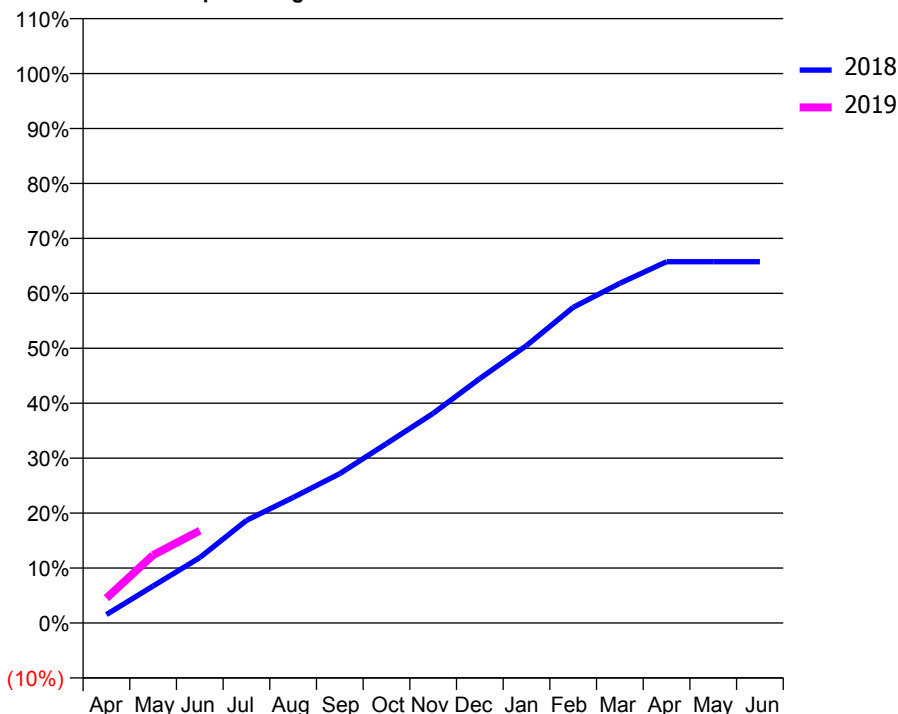
ACCESS*

Patients seen in 24 months	Total	Change since previous quarter
Quarter ending June 2017	3,471	
Quarter ending September 2017	3,377	↓
Quarter ending December 2017	3,329	↓
Quarter ending March 2018	3,290	↓
Quarter ending June 2018	3,193	↓
Variance since June 2017	(8.0%)	↓



ACTIVITY

Cumulative percentage of contracted UDA delivered 2018 & 2019



Adjusted Scheduled Activity (UDA)

Month	2018	2019
April	163	213
May	707	585
June	1,250	794
July	1,962	
August	2,400	
September	2,855	
October	3,430	
November	4,007	
December	4,672	
January	5,300	
February	6,032	
March	6,490	
April	6,904	
May	6,904	
June	6,904	

QUALITY

	Quantity	Base Number	Contract	AT	Region	England
% of FP17s for the same patient ID Re-attending within 3 months - Children	9	126	7.1%	9.7%	11.0%	11.5%
% of FP17s for the same patient ID Re-attending within 3 months - Adults	54	396	13.6%	13.9%	15.3%	15.4%
% of FP17s for the same patient ID Re-attending between 3 & 9 months - Children	30	126	23.8%	61.6%	61.2%	58.9%
% of FP17s for the same patient ID Re-attending between 3 & 9 months - Adults	118	396	29.8%	53.5%	52.9%	51.6%
% of FP17s for Band 1 Urgent Courses	71	385	18.4%	9.8%	9.4%	8.9%
% of FP17s Relating to Free Repair or Replacements	1	385	0.3%	0.6%	0.7%	0.8%
% of FP17s Relating to Continuations	7	385	1.8%	0.9%	0.9%	0.9%
% of Patients satisfied with the dentistry they have received	11	11	100.0%	92.3%	93.6%	93.2%
% of Patients satisfied with the time they had to wait for an appointment	10	11	90.9%	89.2%	88.8%	88.8%

* This is based on patients treated on this contract for their most recent course of treatment. Figures in italics indicate the base number of FP17s or Patient Questionnaire responses are less than 100. N/A is shown where the base number of responses is less than 10 during the period. % is calculated as Quantity/Base number*100

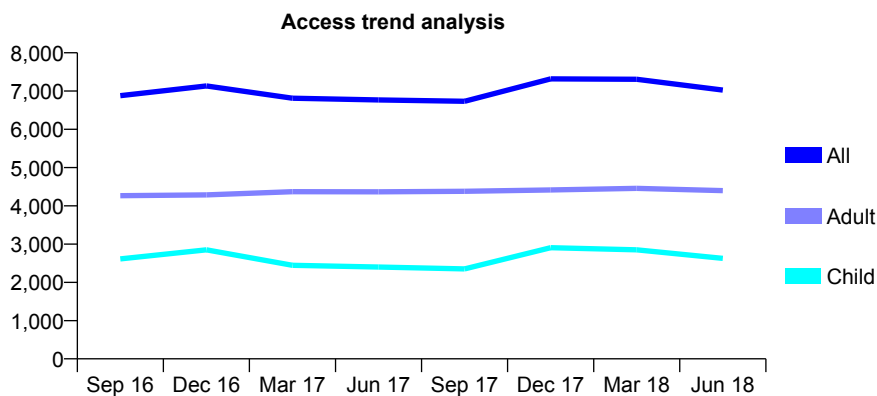
Q70 - Vital Signs At a Glance Contract Report for 130400/0001 - June 2018

Name or company name	M & A Dentmet Ltd
Contract type name	GDS Contract
Purpose of contract	General
Contract start date	01/09/2009
Contract end date	

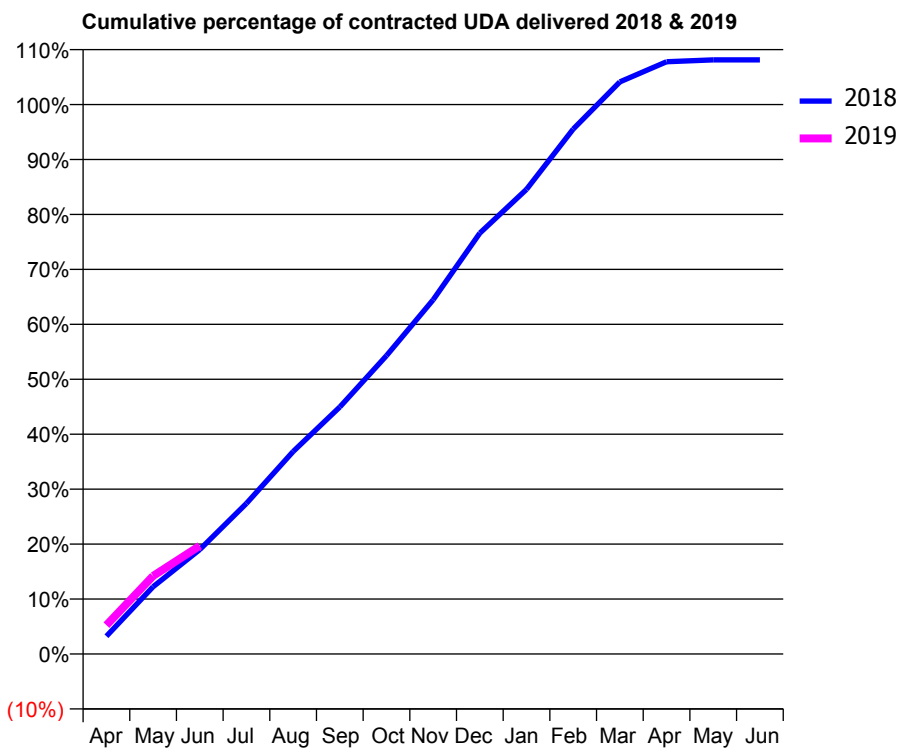
18/19 Contracted general activity (UDA)	13,601
Carry forward general activity (UDA)	0
18/19 Contracted orthodontic activity (UOA)	0
Carry forward orthodontic activity (UOA)	0
Baseline contract value	£349,173.45

ACCESS*

Patients seen in 24 months	Total	Change since previous quarter
Quarter ending June 2017	6,767	
Quarter ending September 2017	6,733	→
Quarter ending December 2017	7,320	↑
Quarter ending March 2018	7,307	→
Quarter ending June 2018	7,027	↓
Variance since June 2017	3.8%	↑



ACTIVITY



Adjusted Scheduled Activity (UDA)		
Month	2018	2019
April	442	715
May	1,665	1,931
June	2,585	2,679
July	3,726	
August	5,013	
September	6,115	
October	7,386	
November	8,766	
December	10,418	
January	11,501	
February	12,992	
March	14,160	
April	14,661	
May	14,705	
June	14,705	

QUALITY

	Quantity	Base Number	Contract	AT	Region	England
% of FP17s for the same patient ID Re-attending within 3 months - Children	38	668	5.7%	9.7%	11.0%	11.5%
% of FP17s for the same patient ID Re-attending within 3 months - Adults	104	1,223	8.5%	13.9%	15.3%	15.4%
% of FP17s for the same patient ID Re-attending between 3 & 9 months - Children	325	668	48.7%	61.6%	61.2%	58.9%
% of FP17s for the same patient ID Re-attending between 3 & 9 months - Adults	718	1,223	58.7%	53.5%	52.9%	51.6%
% of FP17s for Band 1 Urgent Courses	103	1,532	6.7%	9.8%	9.4%	8.9%
% of FP17s Relating to Free Repair or Replacements	7	1,532	0.5%	0.6%	0.7%	0.8%
% of FP17s Relating to Continuations	0	1,532	0.0%	0.9%	0.9%	0.9%
% of Patients satisfied with the dentistry they have received	6	6	N/A	92.3%	93.6%	93.2%
% of Patients satisfied with the time they had to wait for an appointment	6	6	N/A	89.2%	88.8%	88.8%

* This is based on patients treated on this contract for their most recent course of treatment. Figures in italics indicate the base number of FP17s or Patient Questionnaire responses are less than 100. N/A is shown where the base number of responses is less than 10 during the period. % is calculated as Quantity/Base number*100

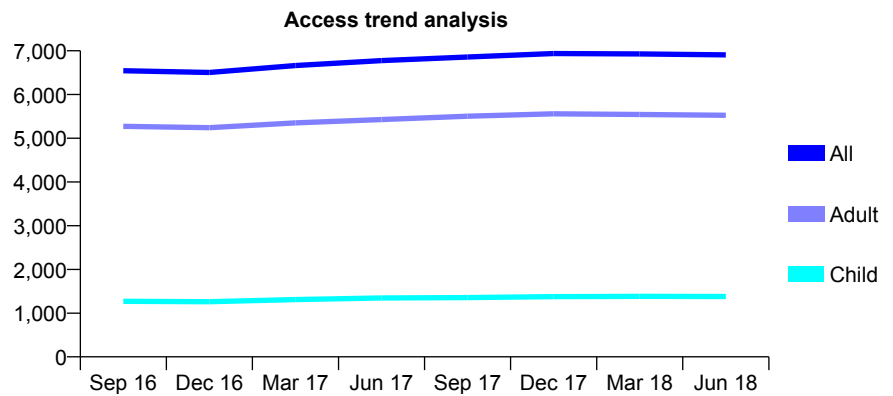
Q70 - Vital Signs At a Glance Contract Report for 130931/0001 - June 2018

Name or company name	Palmerston Precinct Practice Limited
Contract type name	GDS Contract
Purpose of contract	General
Contract start date	01/04/2008
Contract end date	

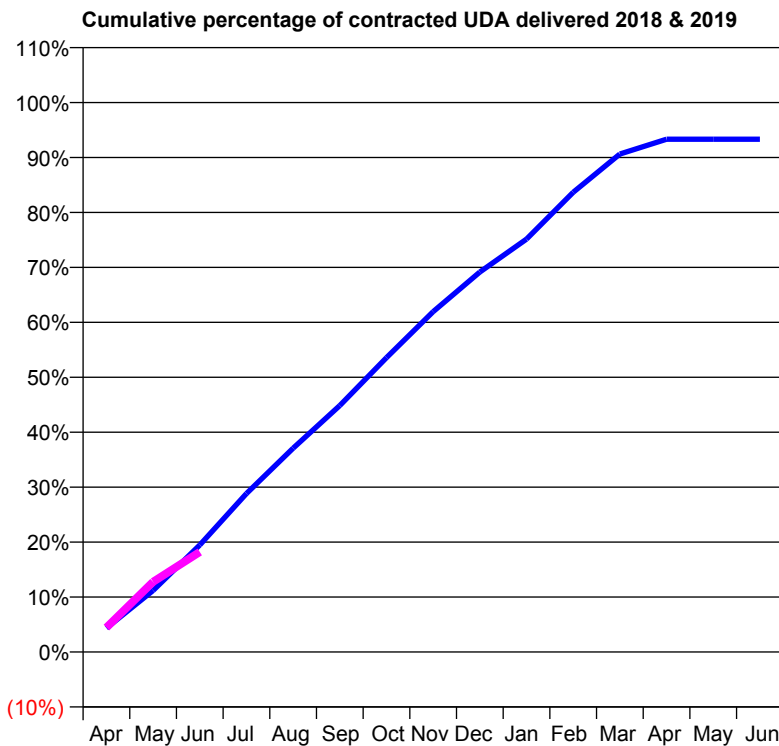
18/19 Contracted general activity (UDA)	20,100
Carry forward general activity (UDA)	0
18/19 Contracted orthodontic activity (UOA)	0
Carry forward orthodontic activity (UOA)	0
Baseline contract value	£481,642.22

ACCESS*

Patients seen in 24 months	Total	Change since previous quarter
Quarter ending June 2017	6,777	
Quarter ending September 2017	6,859	→
Quarter ending December 2017	6,937	→
Quarter ending March 2018	6,928	→
Quarter ending June 2018	6,906	→
Variance since June 2017	1.9%	→



ACTIVITY



Month	Adjusted Scheduled Activity (UDA)	
	2018	2019
April	877	893
May	2,252	2,570
June	3,912	3,660
July	5,798	
August	7,457	
September	9,015	
October	10,767	
November	12,448	
December	13,901	
January	15,103	
February	16,818	
March	18,214	
April	18,758	
May	18,757	
June	18,757	

QUALITY

	Quantity	Base Number	Contract	AT	Region	England
% of FP17s for the same patient ID Re-attending within 3 months - Children	17	454	3.7%	9.7%	11.0%	11.5%
% of FP17s for the same patient ID Re-attending within 3 months - Adults	114	1,538	7.4%	13.9%	15.3%	15.4%
% of FP17s for the same patient ID Re-attending between 3 & 9 months - Children	286	454	63.0%	61.6%	61.2%	58.9%
% of FP17s for the same patient ID Re-attending between 3 & 9 months - Adults	759	1,538	49.3%	53.5%	52.9%	51.6%
% of FP17s for Band 1 Urgent Courses	54	1,764	3.1%	9.8%	9.4%	8.9%
% of FP17s Relating to Free Repair or Replacements	8	1,764	0.5%	0.6%	0.7%	0.8%
% of FP17s Relating to Continuations	29	1,764	1.6%	0.9%	0.9%	0.9%
% of Patients satisfied with the dentistry they have received	5	5	N/A	92.3%	93.6%	93.2%
% of Patients satisfied with the time they had to wait for an appointment	4	5	N/A	89.2%	88.8%	88.8%

* This is based on patients treated on this contract for their most recent course of treatment. Figures in italics indicate the base number of FP17s or Patient Questionnaire responses are less than 100. N/A is shown where the base number of responses is less than 10 during the period. % is calculated as Quantity/Base number*100

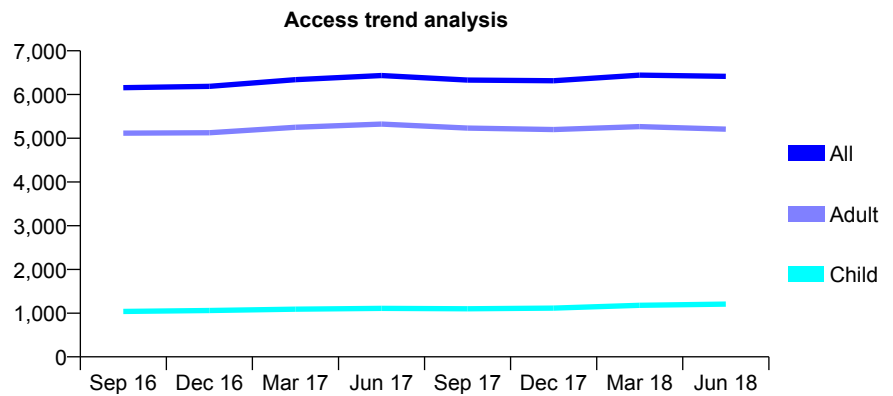
Q70 - Vital Signs At a Glance Contract Report for 131024/0001 - June 2018

Name or company name	Dr NF Portelli & Dr RO Smallwood
Contract type name	GDS Contract
Purpose of contract	General
Contract start date	01/12/2012
Contract end date	

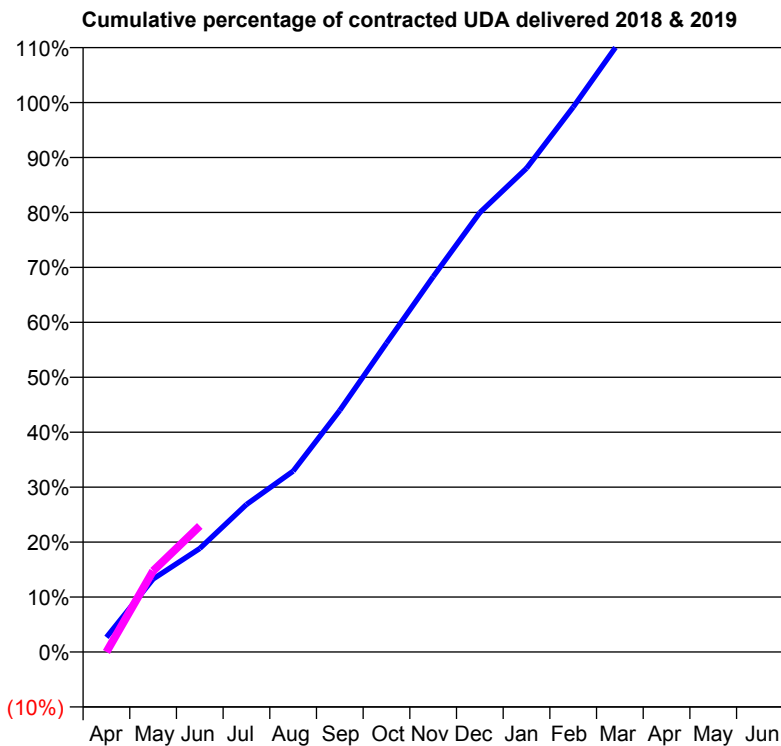
18/19 Contracted general activity (UDA)	16,665
Carry forward general activity (UDA)	0
18/19 Contracted orthodontic activity (UOA)	0
Carry forward orthodontic activity (UOA)	0
Baseline contract value	£349,976.08

ACCESS*

Patients seen in 24 months	Total	Change since previous quarter
Quarter ending June 2017	6,433	
Quarter ending September 2017	6,331	↓
Quarter ending December 2017	6,314	→
Quarter ending March 2018	6,444	↑
Quarter ending June 2018	6,416	→
Variance since June 2017	(0.3%)	→



ACTIVITY



Adjusted Scheduled Activity (UDA)		
Month	2018	2019
April	449	0
May	2,213	2,461
June	3,139	3,824
July	4,474	
August	5,486	
September	7,328	
October	9,370	
November	11,383	
December	13,326	
January	14,671	
February	16,526	
March	18,517	
April	19,263	
May	19,339	
June	19,353	

QUALITY

	Quantity	Base Number	Contract	AT	Region	England
% of FP17s for the same patient ID Re-attending within 3 months - Children	33	554	6.0%	9.7%	11.0%	11.5%
% of FP17s for the same patient ID Re-attending within 3 months - Adults	257	2,209	11.6%	13.9%	15.3%	15.4%
% of FP17s for the same patient ID Re-attending between 3 & 9 months - Children	386	554	69.7%	61.6%	61.2%	58.9%
% of FP17s for the same patient ID Re-attending between 3 & 9 months - Adults	1,664	2,209	75.3%	53.5%	52.9%	51.6%
% of FP17s for Band 1 Urgent Courses	118	2,305	5.1%	9.8%	9.4%	8.9%
% of FP17s Relating to Free Repair or Replacements	16	2,305	0.7%	0.6%	0.7%	0.8%
% of FP17s Relating to Continuations	16	2,305	0.7%	0.9%	0.9%	0.9%
% of Patients satisfied with the dentistry they have received	4	4	N/A	92.3%	93.6%	93.2%
% of Patients satisfied with the time they had to wait for an appointment	4	4	N/A	89.2%	88.8%	88.8%

* This is based on patients treated on this contract for their most recent course of treatment. Figures in italics indicate the base number of FP17s or Patient Questionnaire responses are less than 100. N/A is shown where the base number of responses is less than 10 during the period. % is calculated as Quantity/Base number*100

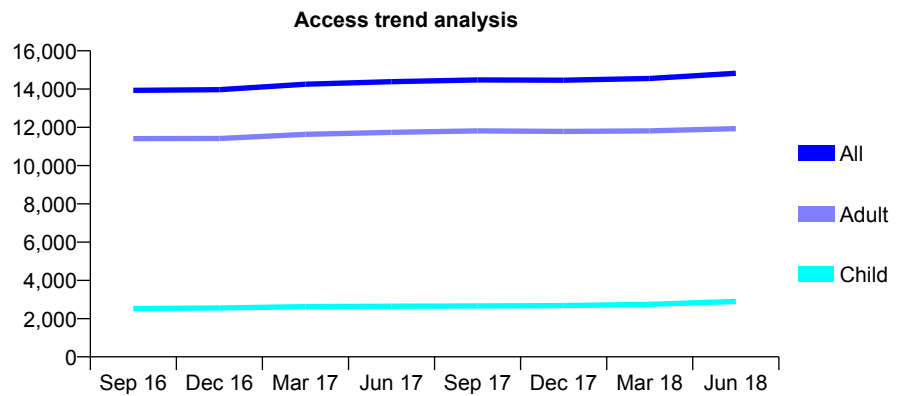
Q70 - Vital Signs At a Glance Contract Report for 132063/0001 - June 2018

Name or company name	DR A Brogan
Contract type name	GDS Contract
Purpose of contract	General
Contract start date	01/04/2011
Contract end date	

18/19 Contracted general activity (UDA)	38,250
Carry forward general activity (UDA)	0
18/19 Contracted orthodontic activity (UOA)	0
Carry forward orthodontic activity (UOA)	0
Baseline contract value	£1,128,753.17

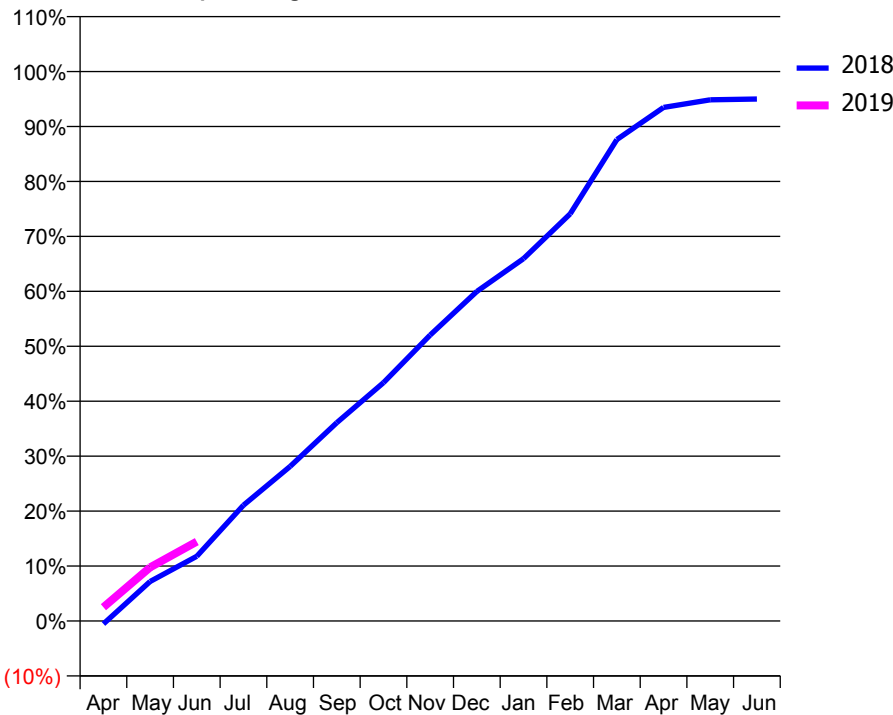
ACCESS*

Patients seen in 24 months	Total	Change since previous quarter
Quarter ending June 2017	14,385	
Quarter ending September 2017	14,477	→
Quarter ending December 2017	14,466	→
Quarter ending March 2018	14,554	→
Quarter ending June 2018	14,827	→
Variance since June 2017	3.1%	↑



ACTIVITY

Cumulative percentage of contracted UDA delivered 2018 & 2019



Month	Adjusted Scheduled Activity (UDA)	
	2018	2019
April	-210	964
May	2,749	3,734
June	4,506	5,524
July	8,065	
August	10,760	
September	13,805	
October	16,588	
November	19,908	
December	22,941	
January	25,228	
February	28,342	
March	33,510	
April	35,752	
May	36,280	
June	36,335	

QUALITY

	Quantity	Base Number	Contract	AT	Region	England
% of FP17s for the same patient ID Re-attending within 3 months - Children	43	1,017	4.2%	9.7%	11.0%	11.5%
% of FP17s for the same patient ID Re-attending within 3 months - Adults	398	3,533	11.3%	13.9%	15.3%	15.4%
% of FP17s for the same patient ID Re-attending between 3 & 9 months - Children	561	1,017	55.2%	61.6%	61.2%	58.9%
% of FP17s for the same patient ID Re-attending between 3 & 9 months - Adults	1,930	3,533	54.6%	53.5%	52.9%	51.6%
% of FP17s for Band 1 Urgent Courses	267	3,430	7.8%	9.8%	9.4%	8.9%
% of FP17s Relating to Free Repair or Replacements	15	3,430	0.4%	0.6%	0.7%	0.8%
% of FP17s Relating to Continuations	12	3,430	0.3%	0.9%	0.9%	0.9%
% of Patients satisfied with the dentistry they have received	4	5	N/A	92.3%	93.6%	93.2%
% of Patients satisfied with the time they had to wait for an appointment	4	5	N/A	89.2%	88.8%	88.8%

* This is based on patients treated on this contract for their most recent course of treatment. Figures in italics indicate the base number of FP17s or Patient Questionnaire responses are less than 100. N/A is shown where the base number of responses is less than 10 during the period. % is calculated as Quantity/Base number*100

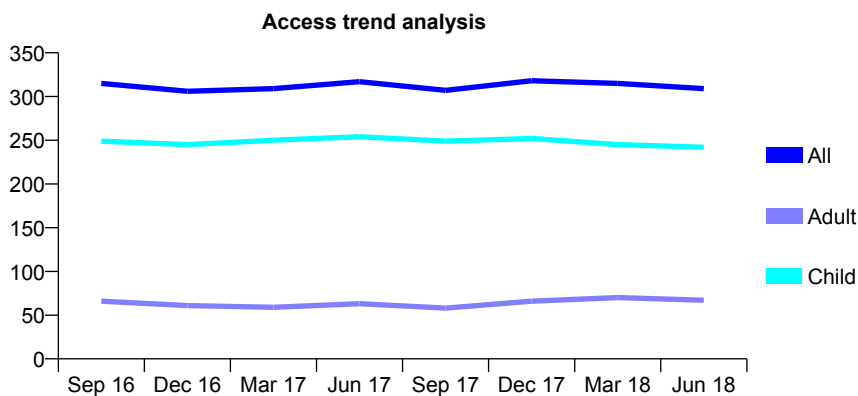
Q70 - Vital Signs At a Glance Contract Report for 133183/0001 - June 2018

Name or company name	Heath Dental Suite
Contract type name	GDS Contract
Purpose of contract	General
Contract start date	01/09/2012
Contract end date	

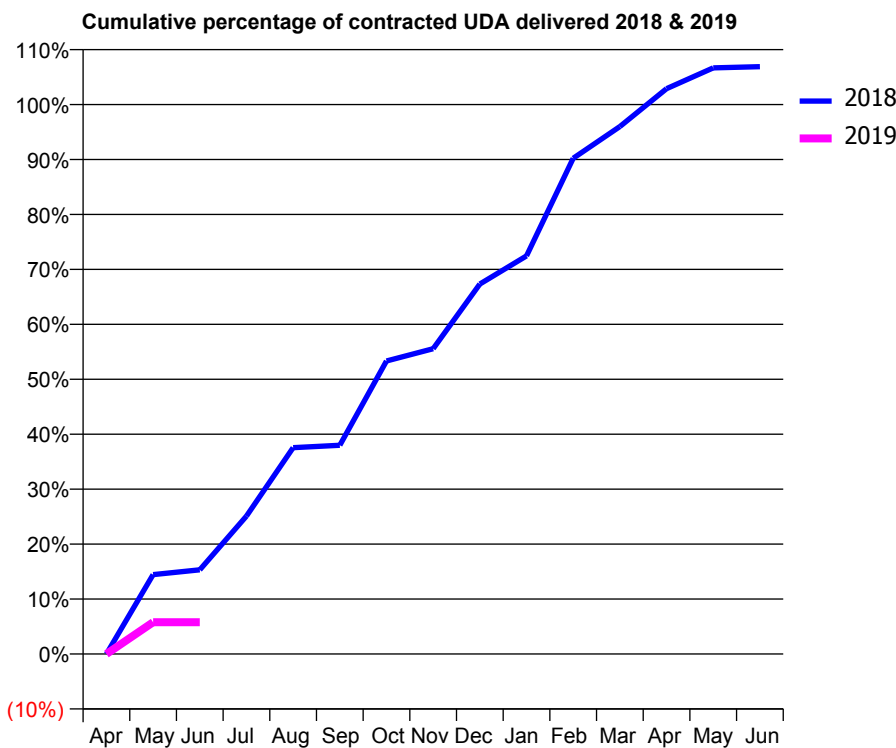
18/19 Contracted general activity (UDA)	450
Carry forward general activity (UDA)	0
18/19 Contracted orthodontic activity (UOA)	0
Carry forward orthodontic activity (UOA)	0
Baseline contract value	£11,138.95

ACCESS*

Patients seen in 24 months	Total	Change since previous quarter
Quarter ending June 2017	317	
Quarter ending September 2017	307	↓
Quarter ending December 2017	318	↑
Quarter ending March 2018	315	→
Quarter ending June 2018	309	↓
Variance since June 2017	(2.5%)	↓



ACTIVITY



Adjusted Scheduled Activity (UDA)		
Month	2018	2019
April	0	0
May	65	26
June	69	26
July	113	
August	169	
September	171	
October	240	
November	250	
December	303	
January	326	
February	406	
March	432	
April	463	
May	480	
June	481	

QUALITY

	Quantity	Base Number	Contract	AT	Region	England
% of FP17s for the same patient ID Re-attending within 3 months - Children	1	52	1.9%	9.7%	11.0%	11.5%
% of FP17s for the same patient ID Re-attending within 3 months - Adults	0	9	0.0%	13.9%	15.3%	15.4%
% of FP17s for the same patient ID Re-attending between 3 & 9 months - Children	32	52	61.5%	61.6%	61.2%	58.9%
% of FP17s for the same patient ID Re-attending between 3 & 9 months - Adults	3	9	33.3%	53.5%	52.9%	51.6%
% of FP17s for Band 1 Urgent Courses	0	24	0.0%	9.8%	9.4%	8.9%
% of FP17s Relating to Free Repair or Replacements	0	24	0.0%	0.6%	0.7%	0.8%
% of FP17s Relating to Continuations	0	24	0.0%	0.9%	0.9%	0.9%
% of Patients satisfied with the dentistry they have received	0	0	N/A	92.3%	93.6%	93.2%
% of Patients satisfied with the time they had to wait for an appointment	0	0	N/A	89.2%	88.8%	88.8%

* This is based on patients treated on this contract for their most recent course of treatment. Figures in italics indicate the base number of FP17s or Patient Questionnaire responses are less than 100. N/A is shown where the base number of responses is less than 10 during the period. % is calculated as Quantity/Base number*100

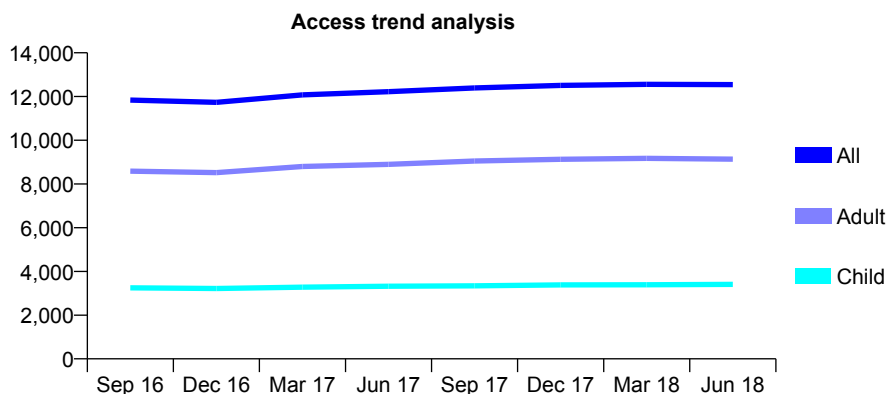
Q70 - Vital Signs At a Glance Contract Report for 133302/0001 - June 2018

Name or company name	Fleet Dental Centre limited
Contract type name	GDS Contract
Purpose of contract	General
Contract start date	01/04/2013
Contract end date	

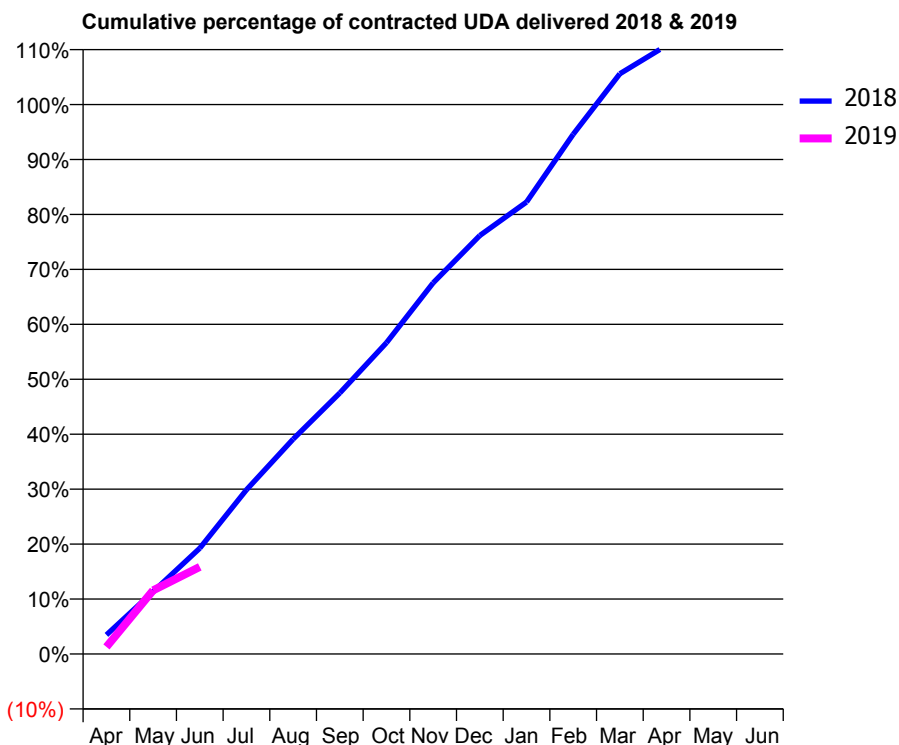
18/19 Contracted general activity (UDA)	25,346
Carry forward general activity (UDA)	0
18/19 Contracted orthodontic activity (UOA)	0
Carry forward orthodontic activity (UOA)	0
Baseline contract value	£615,854.82

ACCESS*

Patients seen in 24 months	Total	Change since previous quarter
Quarter ending June 2017	12,222	
Quarter ending September 2017	12,392	→
Quarter ending December 2017	12,511	→
Quarter ending March 2018	12,557	→
Quarter ending June 2018	12,545	→
Variance since June 2017	2.6%	↑



ACTIVITY



Month	Adjusted Scheduled Activity (UDA)	
	2018	2019
April	881	327
May	2,876	2,939
June	4,883	4,020
July	7,576	
August	9,914	
September	12,041	
October	14,357	
November	17,118	
December	19,302	
January	20,846	
February	23,975	
March	26,765	
April	28,069	
May	28,086	
June	28,085	

QUALITY

	Quantity	Base Number	Contract	AT	Region	England
% of FP17s for the same patient ID Re-attending within 3 months - Children	69	1,099	6.3%	9.7%	11.0%	11.5%
% of FP17s for the same patient ID Re-attending within 3 months - Adults	348	2,618	13.3%	13.9%	15.3%	15.4%
% of FP17s for the same patient ID Re-attending between 3 & 9 months - Children	758	1,099	69.0%	61.6%	61.2%	58.9%
% of FP17s for the same patient ID Re-attending between 3 & 9 months - Adults	1,628	2,618	62.2%	53.5%	52.9%	51.6%
% of FP17s for Band 1 Urgent Courses	184	2,812	6.5%	9.8%	9.4%	8.9%
% of FP17s Relating to Free Repair or Replacements	18	2,812	0.6%	0.6%	0.7%	0.8%
% of FP17s Relating to Continuations	30	2,812	1.1%	0.9%	0.9%	0.9%
% of Patients satisfied with the dentistry they have received	14	16	87.5%	92.3%	93.6%	93.2%
% of Patients satisfied with the time they had to wait for an appointment	15	16	93.8%	89.2%	88.8%	88.8%

* This is based on patients treated on this contract for their most recent course of treatment. Figures in italics indicate the base number of FP17s or Patient Questionnaire responses are less than 100. N/A is shown where the base number of responses is less than 10 during the period. % is calculated as Quantity/Base number*100

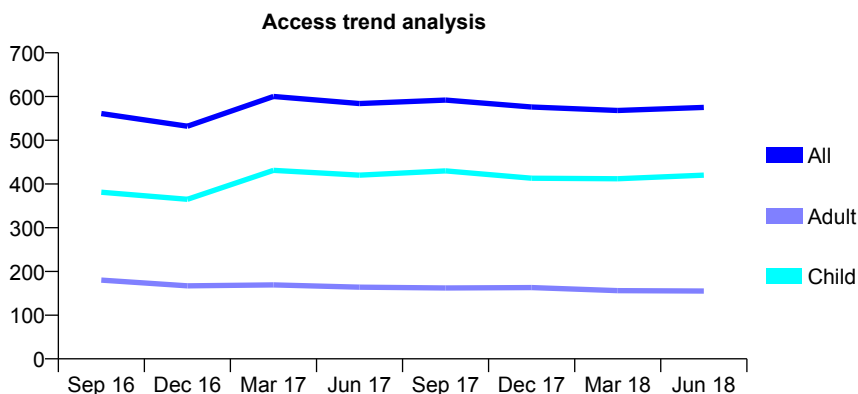
Q70 - Vital Signs At a Glance Contract Report for 134074/0001 - June 2018

Name or company name	Dr Pawel Kiersz and Dr Ewelina Kiersz
Contract type name	GDS Contract
Purpose of contract	General
Contract start date	30/04/2010
Contract end date	

18/19 Contracted general activity (UDA)	1,389
Carry forward general activity (UDA)	0
18/19 Contracted orthodontic activity (UOA)	0
Carry forward orthodontic activity (UOA)	0
Baseline contract value	£29,190.14

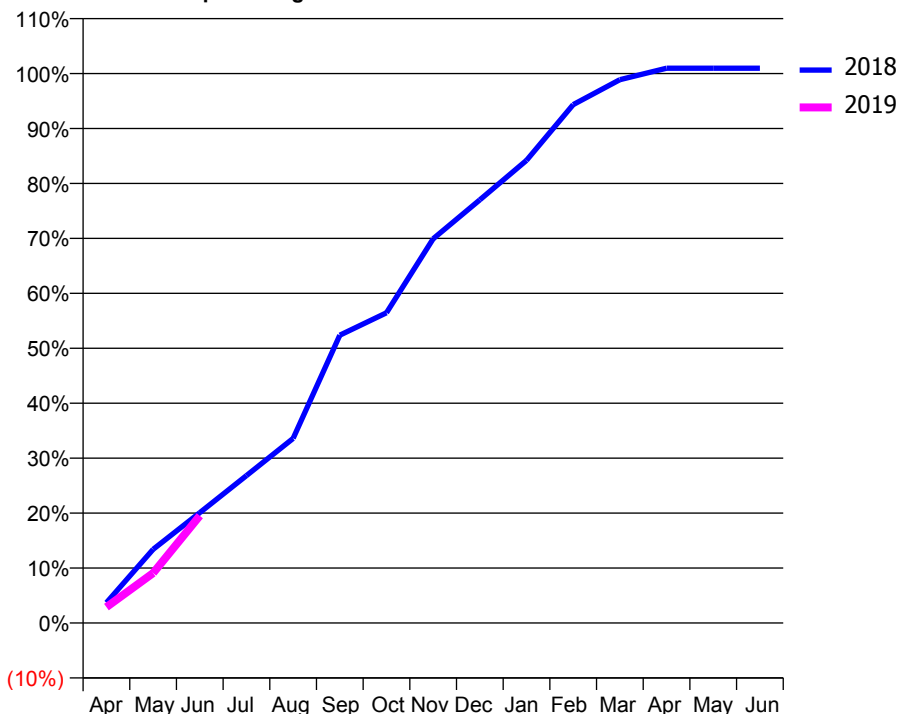
ACCESS*

Patients seen in 24 months	Total	Change since previous quarter
Quarter ending June 2017	584	
Quarter ending September 2017	592	→
Quarter ending December 2017	576	↓
Quarter ending March 2018	568	↓
Quarter ending June 2018	575	→
Variance since June 2017	(1.5%)	↓



ACTIVITY

Cumulative percentage of contracted UDA delivered 2018 & 2019



Adjusted Scheduled Activity (UDA)

Month	2018	2019
April	51	40
May	186	126
June	279	271
July	373	
August	467	
September	727	
October	784	
November	971	
December	1,070	
January	1,170	
February	1,310	
March	1,373	
April	1,402	
May	1,402	
June	1,402	

QUALITY

	Quantity	Base Number	Contract	AT	Region	England
% of FP17s for the same patient ID Re-attending within 3 months - Children	5	173	2.9%	9.7%	11.0%	11.5%
% of FP17s for the same patient ID Re-attending within 3 months - Adults	3	40	7.5%	13.9%	15.3%	15.4%
% of FP17s for the same patient ID Re-attending between 3 & 9 months - Children	118	173	68.2%	61.6%	61.2%	58.9%
% of FP17s for the same patient ID Re-attending between 3 & 9 months - Adults	22	40	55.0%	53.5%	52.9%	51.6%
% of FP17s for Band 1 Urgent Courses	6	192	3.1%	9.8%	9.4%	8.9%
% of FP17s Relating to Free Repair or Replacements	0	192	0.0%	0.6%	0.7%	0.8%
% of FP17s Relating to Continuations	0	192	0.0%	0.9%	0.9%	0.9%
% of Patients satisfied with the dentistry they have received	0	0	N/A	92.3%	93.6%	93.2%
% of Patients satisfied with the time they had to wait for an appointment	0	0	N/A	89.2%	88.8%	88.8%

* This is based on patients treated on this contract for their most recent course of treatment. Figures in italics indicate the base number of FP17s or Patient Questionnaire responses are less than 100. N/A is shown where the base number of responses is less than 10 during the period. % is calculated as Quantity/Base number*100

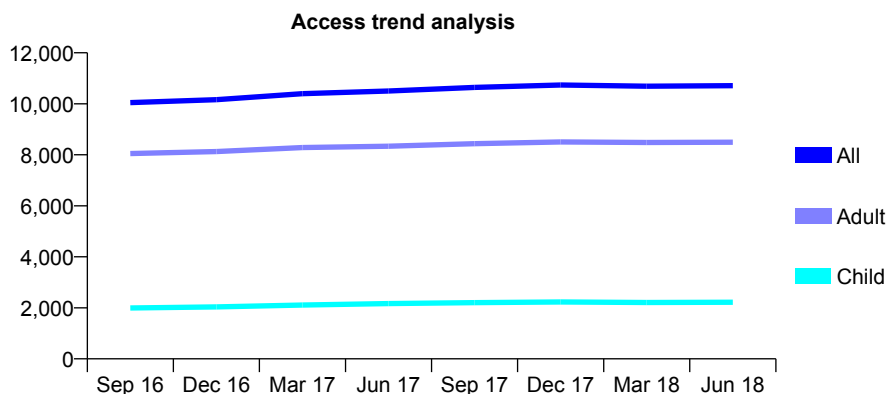
Q70 - Vital Signs At a Glance Contract Report for 136042/0001 - June 2018

Name or company name	Mr M Shahi
Contract type name	PDS Contract
Purpose of contract	General
Contract start date	01/04/2006
Contract end date	31/03/2026

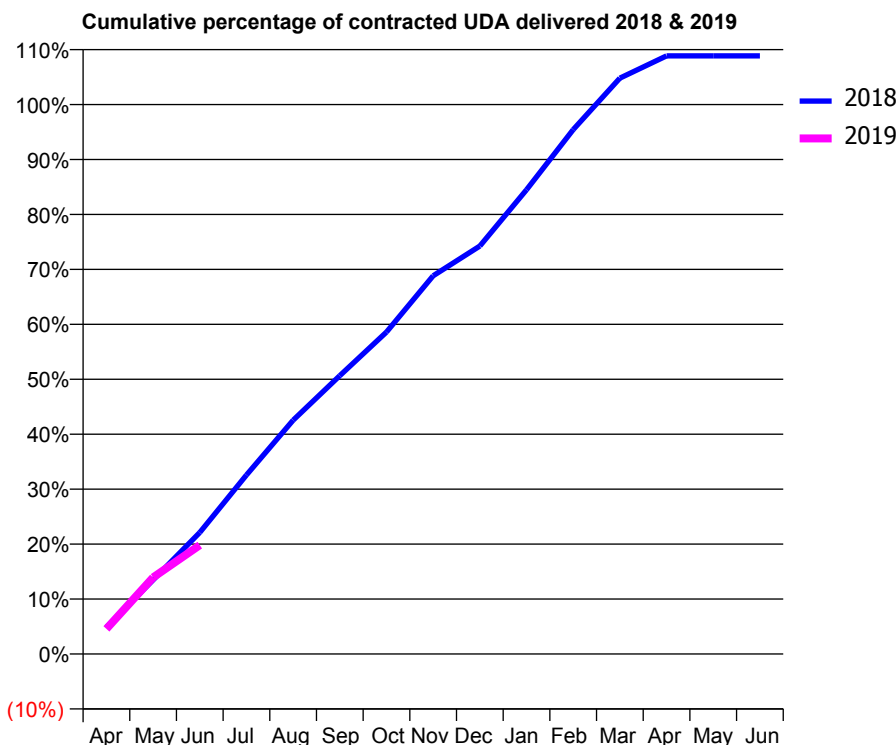
18/19 Contracted general activity (UDA)	28,500
Carry forward general activity (UDA)	0
18/19 Contracted orthodontic activity (UOA)	0
Carry forward orthodontic activity (UOA)	0
Baseline contract value	£905,907.69

ACCESS*

Patients seen in 24 months	Total	Change since previous quarter
Quarter ending June 2017	10,503	
Quarter ending September 2017	10,641	→
Quarter ending December 2017	10,735	→
Quarter ending March 2018	10,692	→
Quarter ending June 2018	10,713	→
Variance since June 2017	2.0%	→



ACTIVITY



Adjusted Scheduled Activity (UDA)		
Month	2018	2019
April	1,391	1,300
May	3,841	3,973
June	6,302	5,650
July	9,285	
August	12,126	
September	14,440	
October	16,696	
November	19,620	
December	21,157	
January	24,076	
February	27,195	
March	29,866	
April	31,021	
May	31,021	
June	31,021	

QUALITY

	Quantity	Base Number	Contract	AT	Region	England
% of FP17s for the same patient ID Re-attending within 3 months - Children	26	649	4.0%	9.7%	11.0%	11.5%
% of FP17s for the same patient ID Re-attending within 3 months - Adults	112	2,304	4.9%	13.9%	15.3%	15.4%
% of FP17s for the same patient ID Re-attending between 3 & 9 months - Children	317	649	48.8%	61.6%	61.2%	58.9%
% of FP17s for the same patient ID Re-attending between 3 & 9 months - Adults	628	2,304	27.3%	53.5%	52.9%	51.6%
% of FP17s for Band 1 Urgent Courses	11	2,434	0.5%	9.8%	9.4%	8.9%
% of FP17s Relating to Free Repair or Replacements	1	2,434	0.0%	0.6%	0.7%	0.8%
% of FP17s Relating to Continuations	16	2,434	0.7%	0.9%	0.9%	0.9%
% of Patients satisfied with the dentistry they have received	16	17	94.1%	92.3%	93.6%	93.2%
% of Patients satisfied with the time they had to wait for an appointment	16	17	94.1%	89.2%	88.8%	88.8%

* This is based on patients treated on this contract for their most recent course of treatment. Figures in italics indicate the base number of FP17s or Patient Questionnaire responses are less than 100. N/A is shown where the base number of responses is less than 10 during the period. % is calculated as Quantity/Base number*100

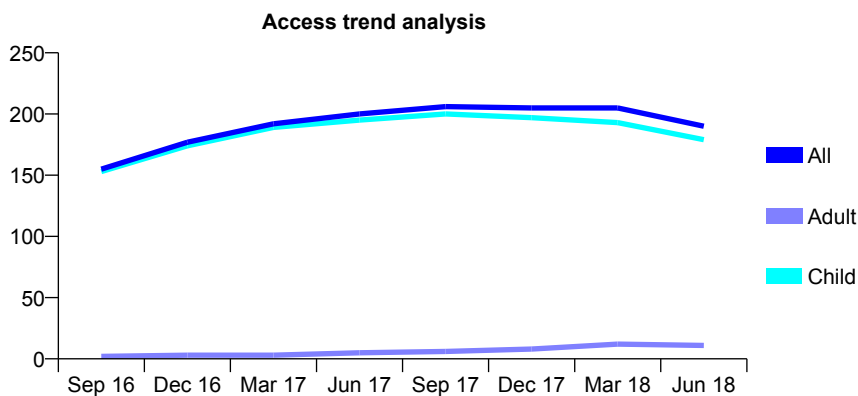
Q70 - Vital Signs At a Glance Contract Report for 136514/0001 - June 2018

Name or company name	Parkstone Dental Practice
Contract type name	GDS Contract
Purpose of contract	General
Contract start date	01/04/2016
Contract end date	

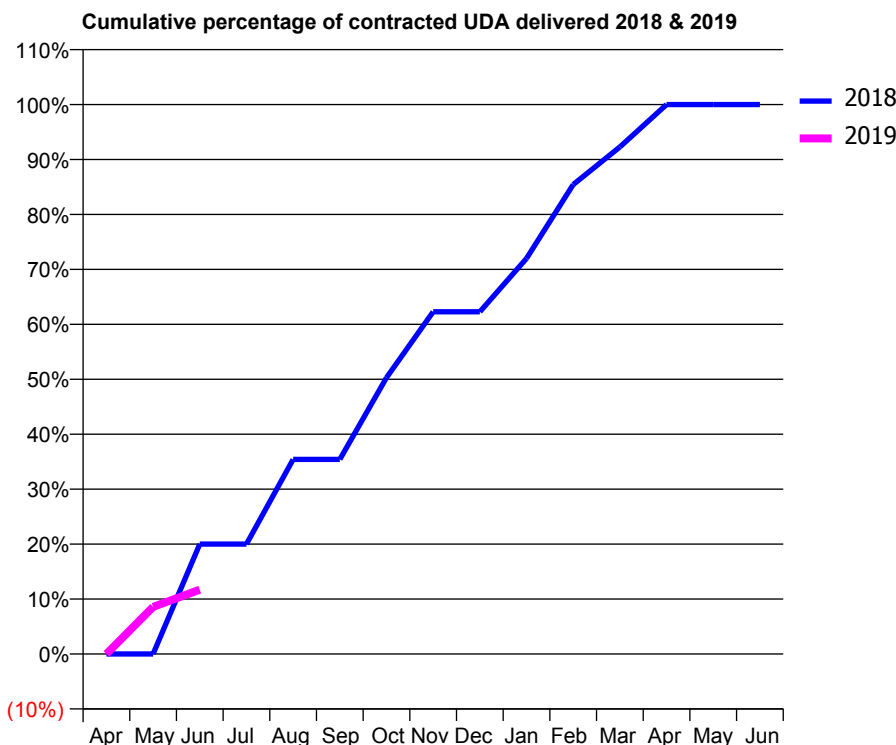
18/19 Contracted general activity (UDA)	350
Carry forward general activity (UDA)	0
18/19 Contracted orthodontic activity (UOA)	0
Carry forward orthodontic activity (UOA)	0
Baseline contract value	£9,319.39

ACCESS*

Patients seen in 24 months	Total	Change since previous quarter
Quarter ending June 2017	200	
Quarter ending September 2017	206	↑
Quarter ending December 2017	205	→
Quarter ending March 2018	205	→
Quarter ending June 2018	190	↓
Variance since June 2017	(5.0%)	↓



ACTIVITY



Month	Adjusted Scheduled Activity (UDA)	
	2018	2019
April	0	0
May	0	30
June	70	41
July	70	
August	124	
September	124	
October	176	
November	218	
December	218	
January	252	
February	299	
March	323	
April	350	
May	350	
June	350	

QUALITY

	Quantity	Base Number	Contract	AT	Region	England
% of FP17s for the same patient ID Re-attending within 3 months - Children	5	62	8.1%	9.7%	11.0%	11.5%
% of FP17s for the same patient ID Re-attending within 3 months - Adults	0	0	N/A	13.9%	15.3%	15.4%
% of FP17s for the same patient ID Re-attending between 3 & 9 months - Children	52	62	83.9%	61.6%	61.2%	58.9%
% of FP17s for the same patient ID Re-attending between 3 & 9 months - Adults	0	0	N/A	53.5%	52.9%	51.6%
% of FP17s for Band 1 Urgent Courses	0	37	0.0%	9.8%	9.4%	8.9%
% of FP17s Relating to Free Repair or Replacements	0	37	0.0%	0.6%	0.7%	0.8%
% of FP17s Relating to Continuations	0	37	0.0%	0.9%	0.9%	0.9%
% of Patients satisfied with the dentistry they have received	0	0	N/A	92.3%	93.6%	93.2%
% of Patients satisfied with the time they had to wait for an appointment	0	0	N/A	89.2%	88.8%	88.8%

* This is based on patients treated on this contract for their most recent course of treatment. Figures in italics indicate the base number of FP17s or Patient Questionnaire responses are less than 100. N/A is shown where the base number of responses is less than 10 during the period. % is calculated as Quantity/Base number*100

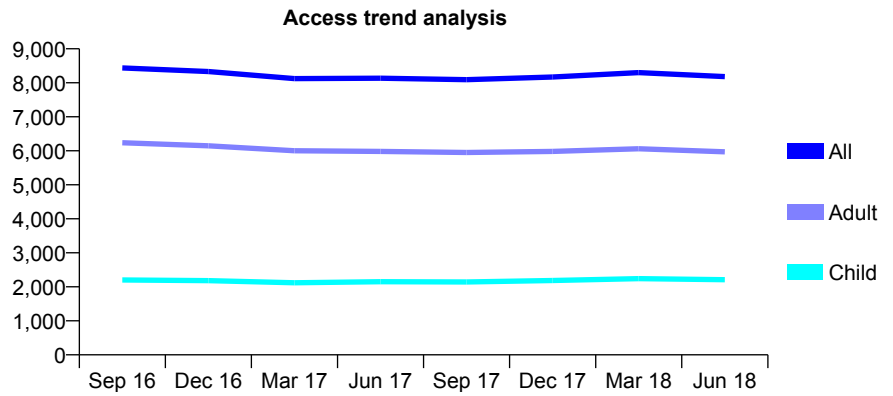
Q70 - Vital Signs At a Glance Contract Report for 137588/0001 - June 2018

Name or company name	Damira Dental Studios Ltd
Contract type name	GDS Contract
Purpose of contract	General
Contract start date	01/08/2011
Contract end date	

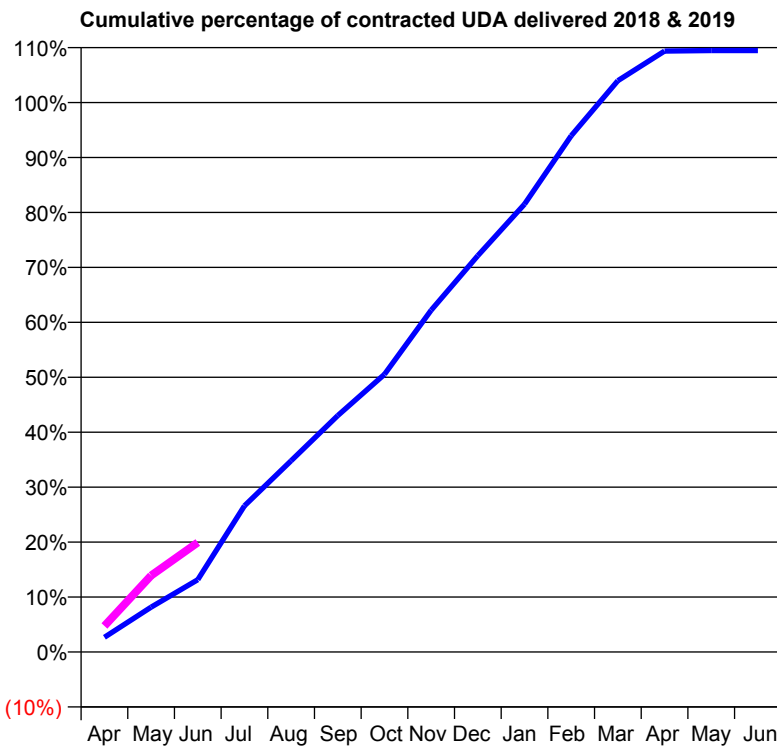
18/19 Contracted general activity (UDA)	20,000
Carry forward general activity (UDA)	0
18/19 Contracted orthodontic activity (UOA)	0
Carry forward orthodontic activity (UOA)	0
Baseline contract value	£524,149.54

ACCESS*

Patients seen in 24 months	Total	Change since previous quarter
Quarter ending June 2017	8,134	
Quarter ending September 2017	8,094	→
Quarter ending December 2017	8,170	→
Quarter ending March 2018	8,300	→
Quarter ending June 2018	8,182	↓
Variance since June 2017	0.6%	→



ACTIVITY



Month	Adjusted Scheduled Activity (UDA)	
	2018	2019
April	536	948
May	1,633	2,782
June	2,634	3,988
July	5,320	
August	6,961	
September	8,608	
October	10,108	
November	12,444	
December	14,426	
January	16,302	
February	18,788	
March	20,796	
April	21,871	
May	21,893	
June	21,891	

QUALITY

	Quantity	Base Number	Contract	AT	Region	England
% of FP17s for the same patient ID Re-attending within 3 months - Children	29	712	4.1%	9.7%	11.0%	11.5%
% of FP17s for the same patient ID Re-attending within 3 months - Adults	155	1,870	8.3%	13.9%	15.3%	15.4%
% of FP17s for the same patient ID Re-attending between 3 & 9 months - Children	478	712	67.1%	61.6%	61.2%	58.9%
% of FP17s for the same patient ID Re-attending between 3 & 9 months - Adults	1,210	1,870	64.7%	53.5%	52.9%	51.6%
% of FP17s for Band 1 Urgent Courses	73	2,155	3.4%	9.8%	9.4%	8.9%
% of FP17s Relating to Free Repair or Replacements	19	2,155	0.9%	0.6%	0.7%	0.8%
% of FP17s Relating to Continuations	11	2,155	0.5%	0.9%	0.9%	0.9%
% of Patients satisfied with the dentistry they have received	3	3	N/A	92.3%	93.6%	93.2%
% of Patients satisfied with the time they had to wait for an appointment	3	3	N/A	89.2%	88.8%	88.8%

* This is based on patients treated on this contract for their most recent course of treatment. Figures in italics indicate the base number of FP17s or Patient Questionnaire responses are less than 100. N/A is shown where the base number of responses is less than 10 during the period. % is calculated as Quantity/Base number*100

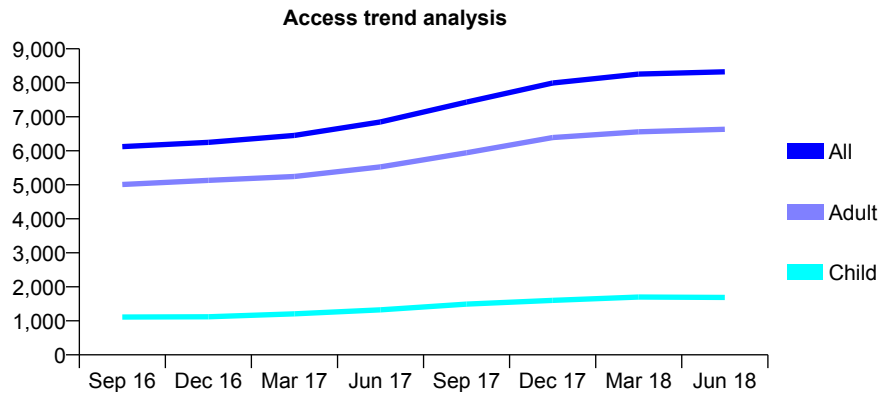
Q70 - Vital Signs At a Glance Contract Report for 137588/0002 - June 2018

Name or company name	Damira Dental Studios Ltd
Contract type name	GDS Contract
Purpose of contract	General
Contract start date	20/03/2013
Contract end date	

18/19 Contracted general activity (UDA)	23,402
Carry forward general activity (UDA)	0
18/19 Contracted orthodontic activity (UOA)	0
Carry forward orthodontic activity (UOA)	0
Baseline contract value	£667,479.95

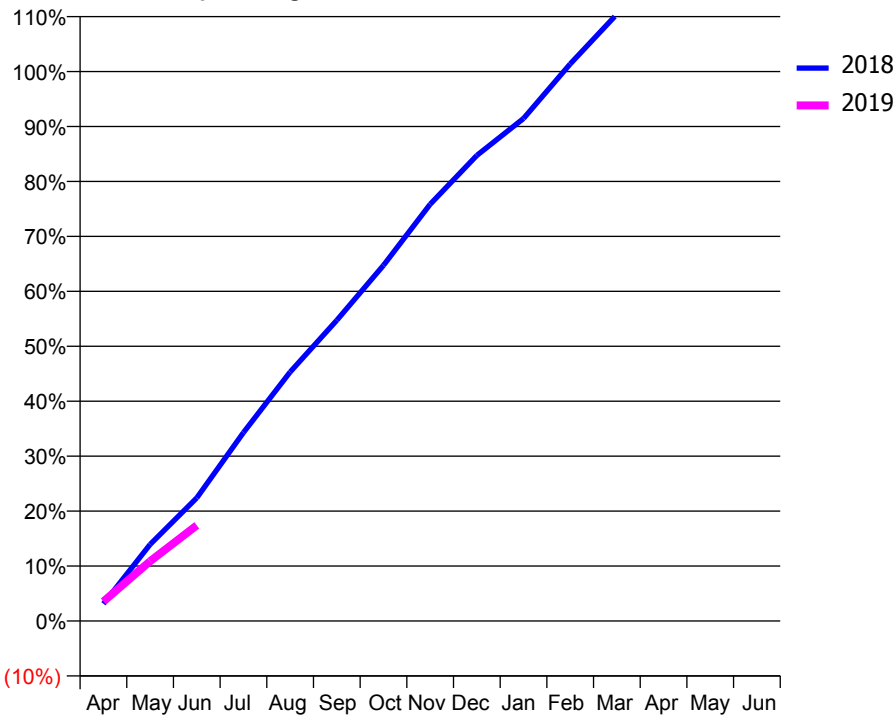
ACCESS*

Patients seen in 24 months	Total	Change since previous quarter
Quarter ending June 2017	6,849	
Quarter ending September 2017	7,434	↑
Quarter ending December 2017	7,995	↑
Quarter ending March 2018	8,258	↑
Quarter ending June 2018	8,322	→
Variance since June 2017	21.5%	↑



ACTIVITY

Cumulative percentage of contracted UDA delivered 2018 & 2019



Month	Adjusted Scheduled Activity (UDA)	
	2018	2019
April	738	834
May	3,261	2,550
June	5,243	4,075
July	8,029	
August	10,605	
September	12,806	
October	15,149	
November	17,749	
December	19,826	
January	21,398	
February	23,725	
March	25,842	
April	26,545	
May	26,540	
June	26,544	

QUALITY

	Quantity	Base Number	Contract	AT	Region	England
% of FP17s for the same patient ID Re-attending within 3 months - Children	41	439	9.3%	9.7%	11.0%	11.5%
% of FP17s for the same patient ID Re-attending within 3 months - Adults	343	1,812	18.9%	13.9%	15.3%	15.4%
% of FP17s for the same patient ID Re-attending between 3 & 9 months - Children	187	439	42.6%	61.6%	61.2%	58.9%
% of FP17s for the same patient ID Re-attending between 3 & 9 months - Adults	644	1,812	35.5%	53.5%	52.9%	51.6%
% of FP17s for Band 1 Urgent Courses	766	1,854	41.3%	9.8%	9.4%	8.9%
% of FP17s Relating to Free Repair or Replacements	8	1,854	0.4%	0.6%	0.7%	0.8%
% of FP17s Relating to Continuations	0	1,854	0.0%	0.9%	0.9%	0.9%
% of Patients satisfied with the dentistry they have received	29	29	100.0%	92.3%	93.6%	93.2%
% of Patients satisfied with the time they had to wait for an appointment	26	29	89.7%	89.2%	88.8%	88.8%

* This is based on patients treated on this contract for their most recent course of treatment. Figures in italics indicate the base number of FP17s or Patient Questionnaire responses are less than 100. N/A is shown where the base number of responses is less than 10 during the period. % is calculated as Quantity/Base number*100

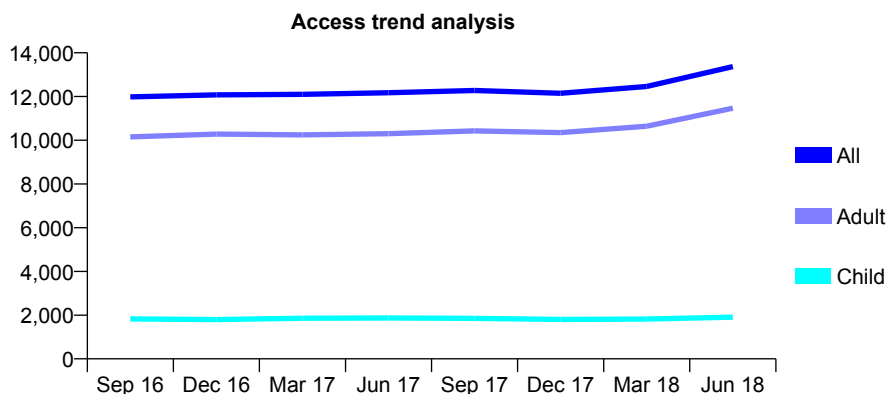
Q70 - Vital Signs At a Glance Contract Report for 137588/0003 - June 2018

Name or company name	Damira Dental Studios Ltd
Contract type name	GDS Contract
Purpose of contract	General
Contract start date	01/04/2013
Contract end date	

18/19 Contracted general activity (UDA)	30,000
Carry forward general activity (UDA)	0
18/19 Contracted orthodontic activity (UOA)	0
Carry forward orthodontic activity (UOA)	0
Baseline contract value	£805,356.65

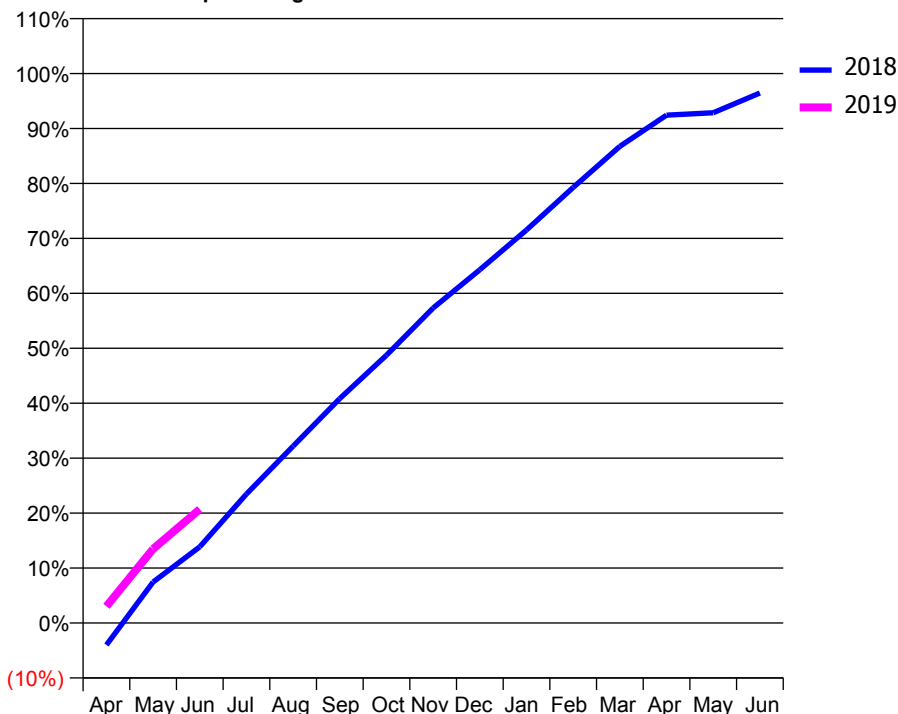
ACCESS*

Patients seen in 24 months	Total	Change since previous quarter
Quarter ending June 2017	12,172	
Quarter ending September 2017	12,277	→
Quarter ending December 2017	12,150	↓
Quarter ending March 2018	12,462	↑
Quarter ending June 2018	13,371	↑
Variance since June 2017	9.9%	↑



ACTIVITY

Cumulative percentage of contracted UDA delivered 2018 & 2019



Month	2018	2019
April	-1,202	913
May	2,239	4,046
June	4,161	6,217
July	7,041	
August	9,660	
September	12,259	
October	14,623	
November	17,199	
December	19,288	
January	21,461	
February	23,778	
March	26,025	
April	27,723	
May	27,861	
June	28,931	

QUALITY

	Quantity	Base Number	Contract	AT	Region	England
% of FP17s for the same patient ID Re-attending within 3 months - Children	80	756	10.6%	9.7%	11.0%	11.5%
% of FP17s for the same patient ID Re-attending within 3 months - Adults	724	4,377	16.5%	13.9%	15.3%	15.4%
% of FP17s for the same patient ID Re-attending between 3 & 9 months - Children	211	756	27.9%	61.6%	61.2%	58.9%
% of FP17s for the same patient ID Re-attending between 3 & 9 months - Adults	640	4,377	14.6%	53.5%	52.9%	51.6%
% of FP17s for Band 1 Urgent Courses	2,383	3,540	67.3%	9.8%	9.4%	8.9%
% of FP17s Relating to Free Repair or Replacements	11	3,540	0.3%	0.6%	0.7%	0.8%
% of FP17s Relating to Continuations	10	3,540	0.3%	0.9%	0.9%	0.9%
% of Patients satisfied with the dentistry they have received	3	6	N/A	92.3%	93.6%	93.2%
% of Patients satisfied with the time they had to wait for an appointment	5	6	N/A	89.2%	88.8%	88.8%

* This is based on patients treated on this contract for their most recent course of treatment. Figures in italics indicate the base number of FP17s or Patient Questionnaire responses are less than 100. N/A is shown where the base number of responses is less than 10 during the period. % is calculated as Quantity/Base number*100

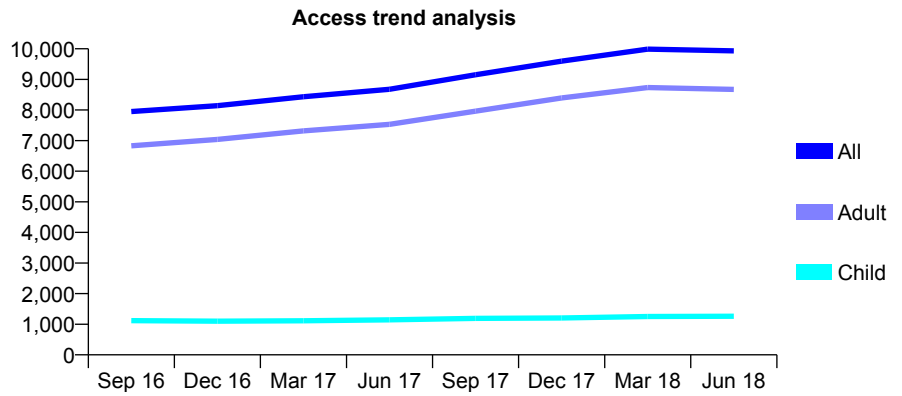
Q70 - Vital Signs At a Glance Contract Report for 137588/0004 - June 2018

Name or company name	Damira Dental Studios Ltd
Contract type name	GDS Contract
Purpose of contract	General
Contract start date	01/04/2013
Contract end date	

18/19 Contracted general activity (UDA)	20,000
Carry forward general activity (UDA)	0
18/19 Contracted orthodontic activity (UOA)	0
Carry forward orthodontic activity (UOA)	0
Baseline contract value	£562,281.55

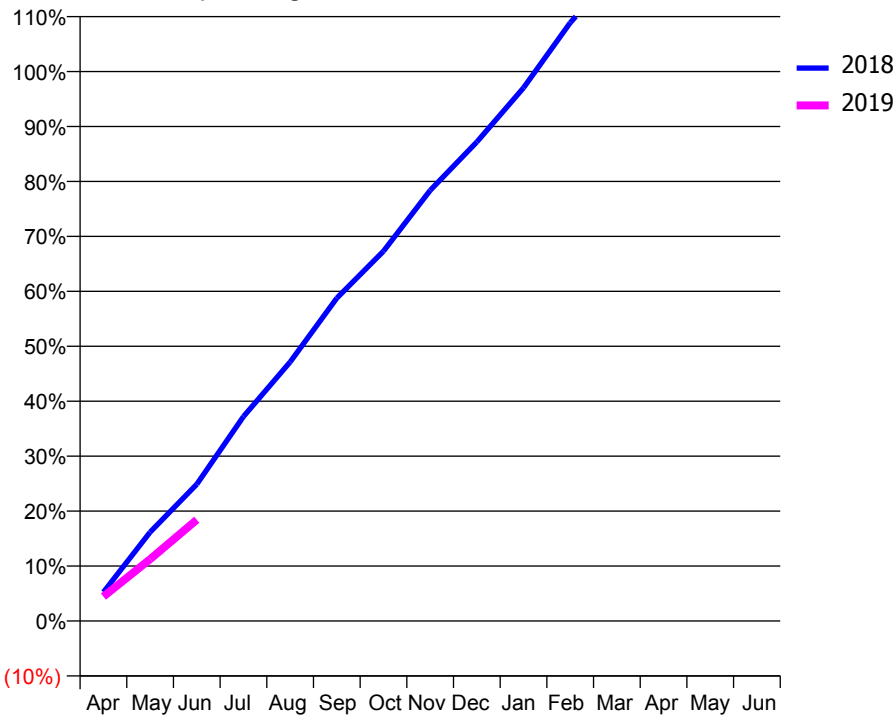
ACCESS*

Patients seen in 24 months	Total	Change since previous quarter
Quarter ending June 2017	8,676	
Quarter ending September 2017	9,152	↑
Quarter ending December 2017	9,596	↑
Quarter ending March 2018	9,989	↑
Quarter ending June 2018	9,934	→
Variance since June 2017	14.5%	↑



ACTIVITY

Cumulative percentage of contracted UDA delivered 2018 & 2019



Month	Adjusted Scheduled Activity (UDA)	
	2018	2019
April	1,053	892
May	3,233	2,252
June	4,978	3,688
July	7,442	
August	9,429	
September	11,751	
October	13,461	
November	15,673	
December	17,434	
January	19,405	
February	21,776	
March	23,673	
April	24,992	
May	25,012	
June	25,016	

QUALITY

	Quantity	Base Number	Contract	AT	Region	England
% of FP17s for the same patient ID Re-attending within 3 months - Children	26	415	6.3%	9.7%	11.0%	11.5%
% of FP17s for the same patient ID Re-attending within 3 months - Adults	363	2,623	13.8%	13.9%	15.3%	15.4%
% of FP17s for the same patient ID Re-attending between 3 & 9 months - Children	198	415	47.7%	61.6%	61.2%	58.9%
% of FP17s for the same patient ID Re-attending between 3 & 9 months - Adults	812	2,623	31.0%	53.5%	52.9%	51.6%
% of FP17s for Band 1 Urgent Courses	1,193	2,281	52.3%	9.8%	9.4%	8.9%
% of FP17s Relating to Free Repair or Replacements	24	2,281	1.1%	0.6%	0.7%	0.8%
% of FP17s Relating to Continuations	8	2,281	0.4%	0.9%	0.9%	0.9%
% of Patients satisfied with the dentistry they have received	15	15	100.0%	92.3%	93.6%	93.2%
% of Patients satisfied with the time they had to wait for an appointment	13	15	86.7%	89.2%	88.8%	88.8%

* This is based on patients treated on this contract for their most recent course of treatment. Figures in italics indicate the base number of FP17s or Patient Questionnaire responses are less than 100. N/A is shown where the base number of responses is less than 10 during the period. % is calculated as Quantity/Base number*100

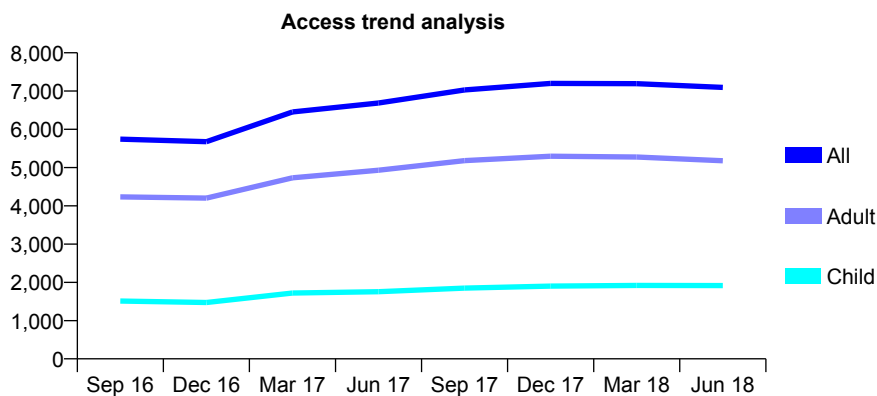
Q70 - Vital Signs At a Glance Contract Report for 137588/0005 - June 2018

Name or company name	Damira Dental Studios Ltd
Contract type name	GDS Contract
Purpose of contract	General
Contract start date	01/04/2013
Contract end date	

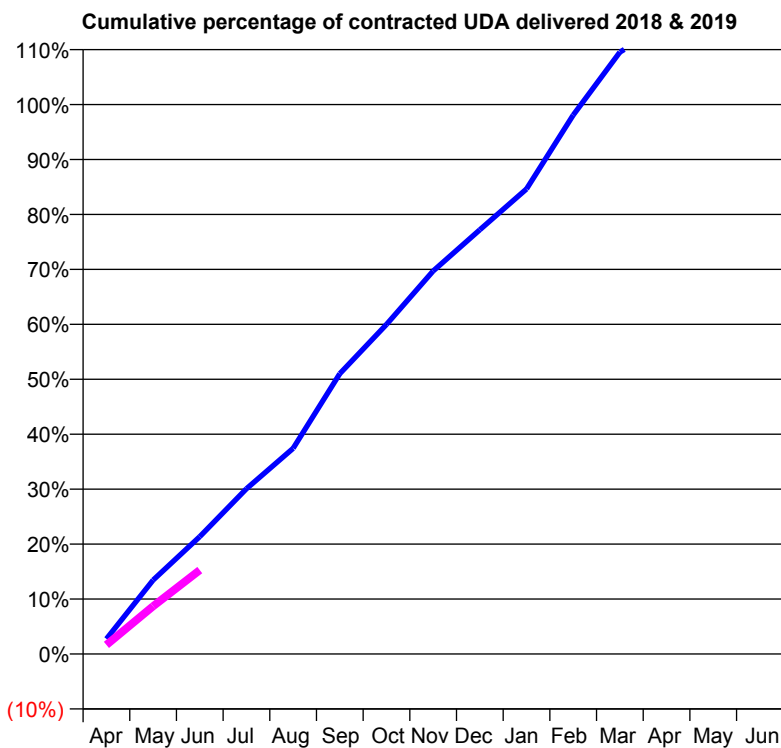
18/19 Contracted general activity (UDA)	20,000
Carry forward general activity (UDA)	0
18/19 Contracted orthodontic activity (UOA)	0
Carry forward orthodontic activity (UOA)	0
Baseline contract value	£547,664.39

ACCESS*

Patients seen in 24 months	Total	Change since previous quarter
Quarter ending June 2017	6,686	
Quarter ending September 2017	7,030	↑
Quarter ending December 2017	7,199	↑
Quarter ending March 2018	7,194	→
Quarter ending June 2018	7,094	↓
Variance since June 2017	6.1%	↑



ACTIVITY



Month	Adjusted Scheduled Activity (UDA)	
	2018	2019
April	549	333
May	2,694	1,740
June	4,273	3,053
July	6,018	
August	7,489	
September	10,205	
October	11,995	
November	13,939	
December	15,441	
January	16,924	
February	19,614	
March	21,906	
April	22,926	
May	22,978	
June	22,978	

QUALITY

	Quantity	Base Number	Contract	AT	Region	England
% of FP17s for the same patient ID Re-attending within 3 months - Children	31	472	6.6%	9.7%	11.0%	11.5%
% of FP17s for the same patient ID Re-attending within 3 months - Adults	181	1,191	15.2%	13.9%	15.3%	15.4%
% of FP17s for the same patient ID Re-attending between 3 & 9 months - Children	233	472	49.4%	61.6%	61.2%	58.9%
% of FP17s for the same patient ID Re-attending between 3 & 9 months - Adults	496	1,191	41.6%	53.5%	52.9%	51.6%
% of FP17s for Band 1 Urgent Courses	340	1,367	24.9%	9.8%	9.4%	8.9%
% of FP17s Relating to Free Repair or Replacements	3	1,367	0.2%	0.6%	0.7%	0.8%
% of FP17s Relating to Continuations	3	1,367	0.2%	0.9%	0.9%	0.9%
% of Patients satisfied with the dentistry they have received	12	14	85.7%	92.3%	93.6%	93.2%
% of Patients satisfied with the time they had to wait for an appointment	12	14	85.7%	89.2%	88.8%	88.8%

* This is based on patients treated on this contract for their most recent course of treatment. Figures in italics indicate the base number of FP17s or Patient Questionnaire responses are less than 100. N/A is shown where the base number of responses is less than 10 during the period. % is calculated as Quantity/Base number*100

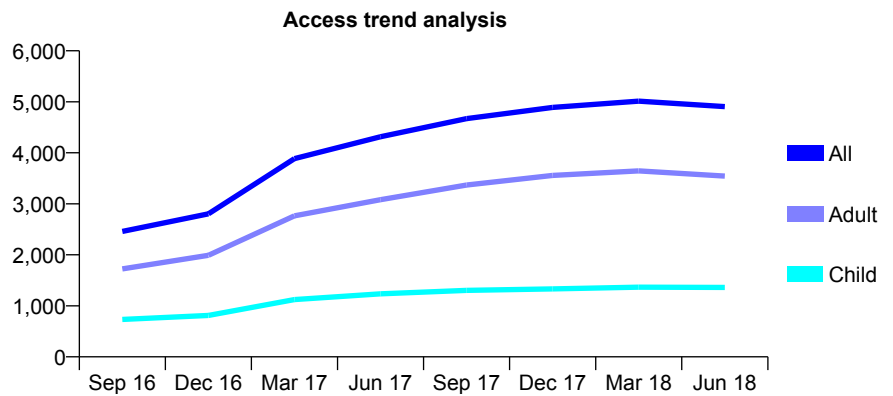
Q70 - Vital Signs At a Glance Contract Report for 137588/0009 - June 2018

Name or company name	Damira Dental Studios Ltd
Contract type name	GDS Contract
Purpose of contract	General
Contract start date	01/04/2016
Contract end date	

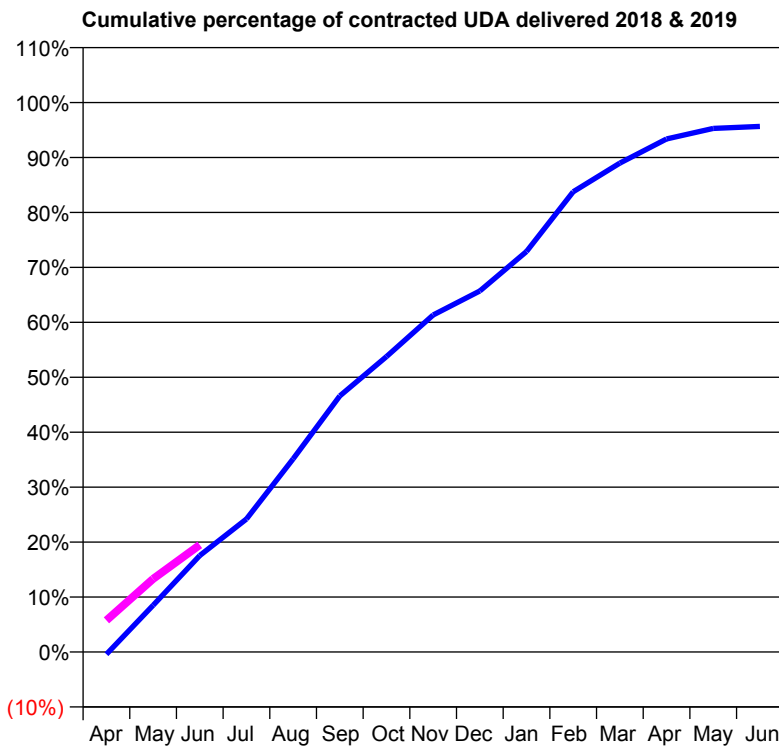
18/19 Contracted general activity (UDA)	15,480
Carry forward general activity (UDA)	0
18/19 Contracted orthodontic activity (UOA)	0
Carry forward orthodontic activity (UOA)	0
Baseline contract value	£418,905.29

ACCESS*

Patients seen in 24 months	Total	Change since previous quarter
Quarter ending June 2017	4,316	
Quarter ending September 2017	4,671	↑
Quarter ending December 2017	4,889	↑
Quarter ending March 2018	5,012	↑
Quarter ending June 2018	4,907	↓
Variance since June 2017	13.7%	↑



ACTIVITY



Month	Adjusted Scheduled Activity (UDA)	
	2018	2019
April	-66	891
May	1,317	2,060
June	2,716	3,019
July	3,747	
August	5,443	
September	7,213	
October	8,322	
November	9,493	
December	10,171	
January	11,283	
February	12,966	
March	13,772	
April	14,454	
May	14,750	
June	14,805	

QUALITY

	Quantity	Base Number	Contract	AT	Region	England
% of FP17s for the same patient ID Re-attending within 3 months - Children	60	496	12.1%	9.7%	11.0%	11.5%
% of FP17s for the same patient ID Re-attending within 3 months - Adults	238	1,253	19.0%	13.9%	15.3%	15.4%
% of FP17s for the same patient ID Re-attending between 3 & 9 months - Children	250	496	50.4%	61.6%	61.2%	58.9%
% of FP17s for the same patient ID Re-attending between 3 & 9 months - Adults	681	1,253	54.3%	53.5%	52.9%	51.6%
% of FP17s for Band 1 Urgent Courses	158	1,301	12.1%	9.8%	9.4%	8.9%
% of FP17s Relating to Free Repair or Replacements	22	1,301	1.7%	0.6%	0.7%	0.8%
% of FP17s Relating to Continuations	2	1,301	0.2%	0.9%	0.9%	0.9%
% of Patients satisfied with the dentistry they have received	2	3	N/A	92.3%	93.6%	93.2%
% of Patients satisfied with the time they had to wait for an appointment	3	3	N/A	89.2%	88.8%	88.8%

* This is based on patients treated on this contract for their most recent course of treatment. Figures in italics indicate the base number of FP17s or Patient Questionnaire responses are less than 100. N/A is shown where the base number of responses is less than 10 during the period. % is calculated as Quantity/Base number*100

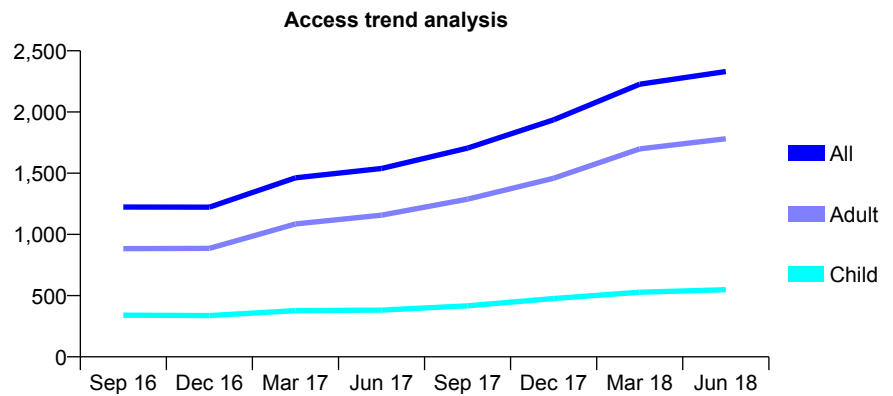
Q70 - Vital Signs At a Glance Contract Report for 138274/0001 - June 2018

Name or company name	Bembridge Dental Practice
Contract type name	GDS Contract
Purpose of contract	General
Contract start date	11/10/2012
Contract end date	

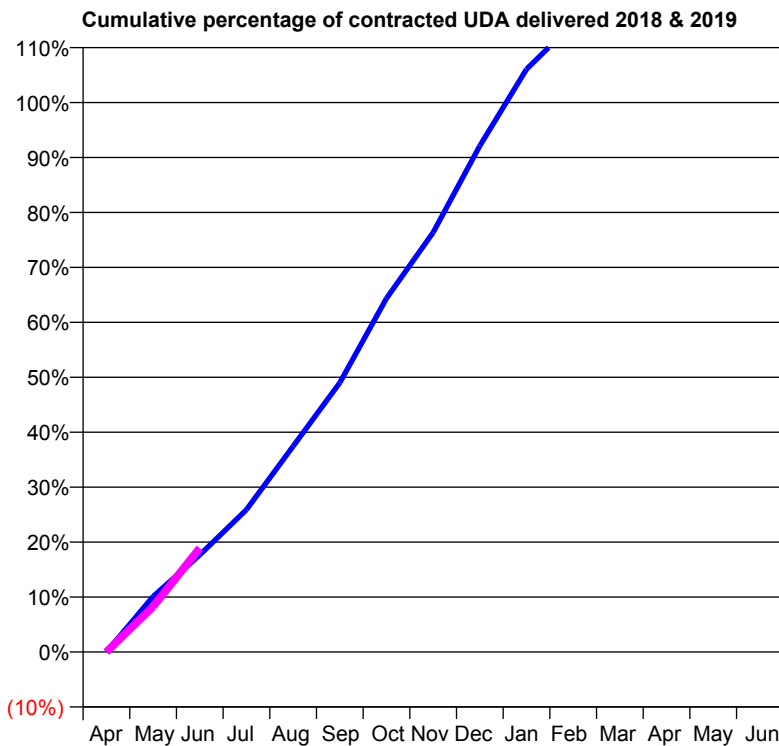
18/19 Contracted general activity (UDA)	4,563
Carry forward general activity (UDA)	0
18/19 Contracted orthodontic activity (UOA)	0
Carry forward orthodontic activity (UOA)	0
Baseline contract value	£127,690.07

ACCESS*

Patients seen in 24 months	Total	Change since previous quarter
Quarter ending June 2017	1,539	
Quarter ending September 2017	1,705	↑
Quarter ending December 2017	1,936	↑
Quarter ending March 2018	2,227	↑
Quarter ending June 2018	2,331	↑
Variance since June 2017	51.5%	↑



ACTIVITY



Month	Adjusted Scheduled Activity (UDA)	
	2018	2019
April	0	0
May	461	378
June	806	863
July	1,182	
August	1,710	
September	2,236	
October	2,937	
November	3,484	
December	4,204	
January	4,839	
February	5,219	
March	6,466	
April	7,081	
May	7,064	
June	7,064	

QUALITY

	Quantity	Base Number	Contract	AT	Region	England
% of FP17s for the same patient ID Re-attending within 3 months - Children	13	139	9.4%	9.7%	11.0%	11.5%
% of FP17s for the same patient ID Re-attending within 3 months - Adults	63	518	12.2%	13.9%	15.3%	15.4%
% of FP17s for the same patient ID Re-attending between 3 & 9 months - Children	78	139	56.1%	61.6%	61.2%	58.9%
% of FP17s for the same patient ID Re-attending between 3 & 9 months - Adults	291	518	56.2%	53.5%	52.9%	51.6%
% of FP17s for Band 1 Urgent Courses	30	491	6.1%	9.8%	9.4%	8.9%
% of FP17s Relating to Free Repair or Replacements	7	491	1.4%	0.6%	0.7%	0.8%
% of FP17s Relating to Continuations	3	491	0.6%	0.9%	0.9%	0.9%
% of Patients satisfied with the dentistry they have received	2	2	N/A	92.3%	93.6%	93.2%
% of Patients satisfied with the time they had to wait for an appointment	2	2	N/A	89.2%	88.8%	88.8%

* This is based on patients treated on this contract for their most recent course of treatment. Figures in italics indicate the base number of FP17s or Patient Questionnaire responses are less than 100. N/A is shown where the base number of responses is less than 10 during the period. % is calculated as Quantity/Base number*100

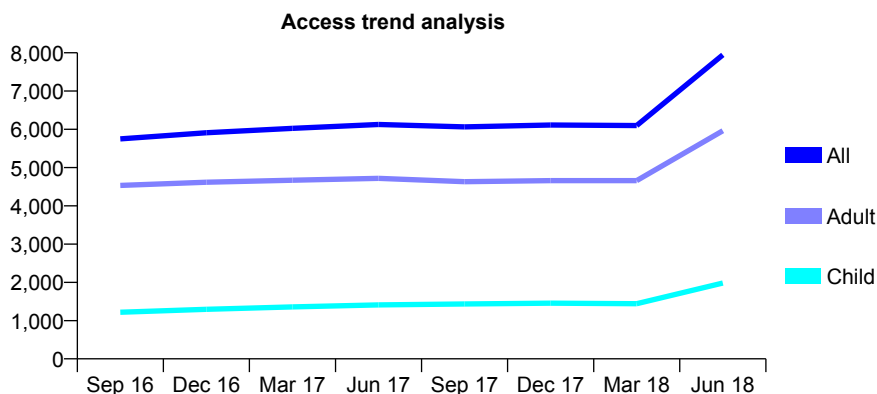
Q70 - Vital Signs At a Glance Contract Report for 138622/0001 - June 2018

Name or company name	Weymouth and Bridges Dental Practice Pa
Contract type name	GDS Contract
Purpose of contract	General
Contract start date	01/04/2006
Contract end date	

18/19 Contracted general activity (UDA)	34,500
Carry forward general activity (UDA)	0
18/19 Contracted orthodontic activity (UOA)	0
Carry forward orthodontic activity (UOA)	0
Baseline contract value	£835,372.64

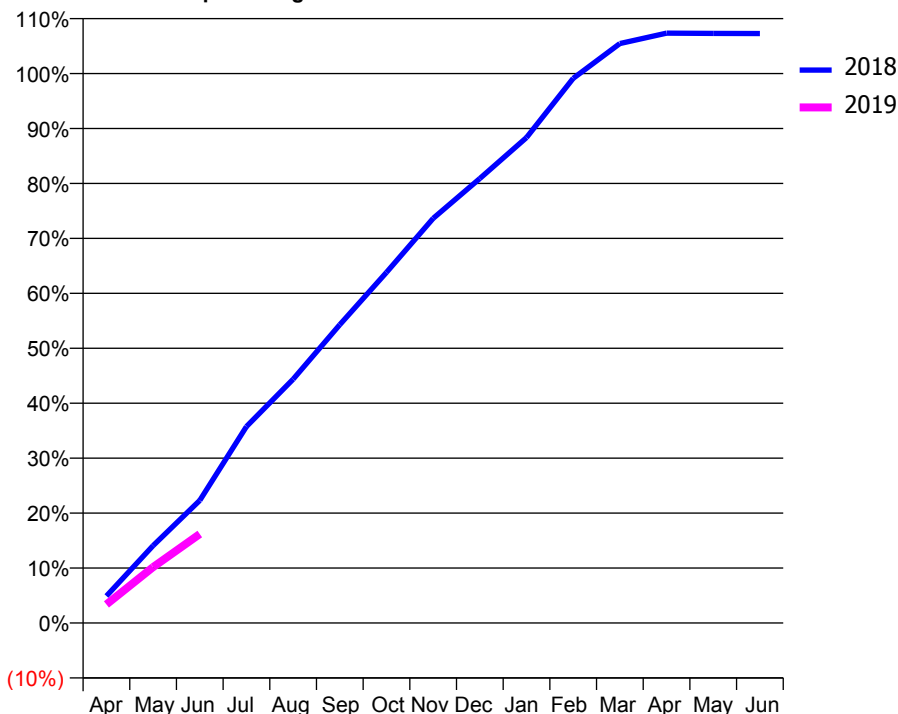
ACCESS*

Patients seen in 24 months	Total	Change since previous quarter
Quarter ending June 2017	6,128	
Quarter ending September 2017	6,064	↓
Quarter ending December 2017	6,112	→
Quarter ending March 2018	6,098	→
Quarter ending June 2018	7,945	↑
Variance since June 2017	29.7%	↑



ACTIVITY

Cumulative percentage of contracted UDA delivered 2018 & 2019



Adjusted Scheduled Activity (UDA)

Month	2018	2019
April	785	1,170
May	2,253	3,510
June	3,570	5,589
July	5,723	
August	7,098	
September	8,689	
October	10,208	
November	11,783	
December	12,942	
January	14,135	
February	15,860	
March	16,872	
April	17,175	
May	17,168	
June	17,164	

QUALITY

	Quantity	Base Number	Contract	AT	Region	England
% of FP17s for the same patient ID Re-attending within 3 months - Children	17	936	1.8%	9.7%	11.0%	11.5%
% of FP17s for the same patient ID Re-attending within 3 months - Adults	105	2,359	4.5%	13.9%	15.3%	15.4%
% of FP17s for the same patient ID Re-attending between 3 & 9 months - Children	302	936	32.3%	61.6%	61.2%	58.9%
% of FP17s for the same patient ID Re-attending between 3 & 9 months - Adults	668	2,359	28.3%	53.5%	52.9%	51.6%
% of FP17s for Band 1 Urgent Courses	130	3,164	4.1%	9.8%	9.4%	8.9%
% of FP17s Relating to Free Repair or Replacements	19	3,164	0.6%	0.6%	0.7%	0.8%
% of FP17s Relating to Continuations	14	3,164	0.4%	0.9%	0.9%	0.9%
% of Patients satisfied with the dentistry they have received	5	6	N/A	92.3%	93.6%	93.2%
% of Patients satisfied with the time they had to wait for an appointment	5	6	N/A	89.2%	88.8%	88.8%

* This is based on patients treated on this contract for their most recent course of treatment. Figures in italics indicate the base number of FP17s or Patient Questionnaire responses are less than 100. N/A is shown where the base number of responses is less than 10 during the period. % is calculated as Quantity/Base number*100

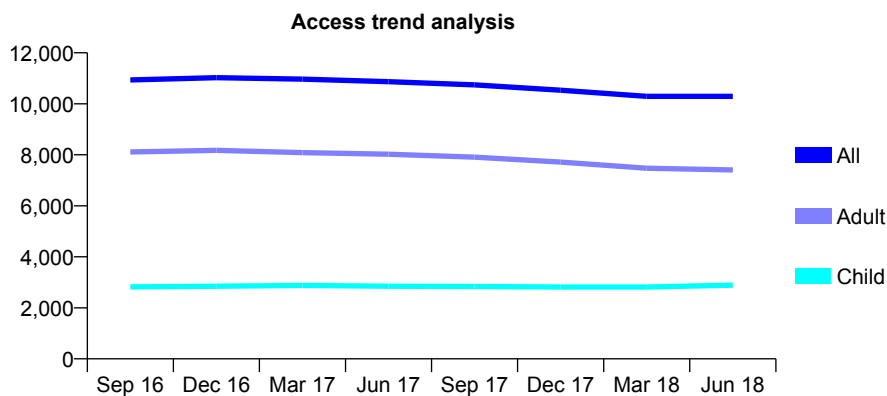
Q70 - Vital Signs At a Glance Contract Report for 138649/0001 - June 2018

Name or company name	Lordshill Dental Partnership
Contract type name	GDS Contract
Purpose of contract	General
Contract start date	01/09/2012
Contract end date	

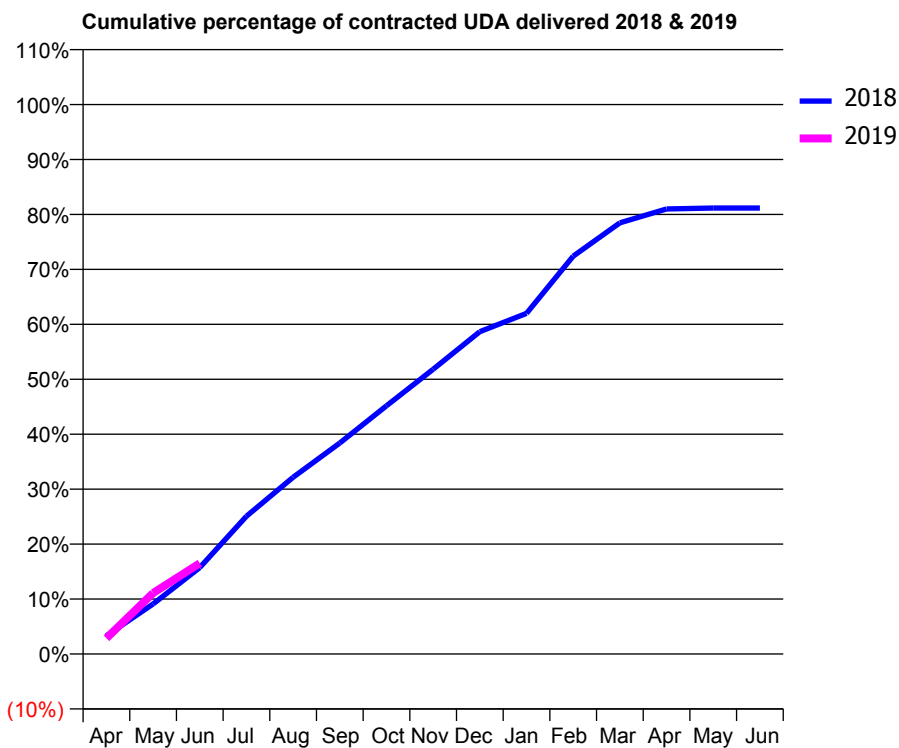
18/19 Contracted general activity (UDA)	39,000
Carry forward general activity (UDA)	0
18/19 Contracted orthodontic activity (UOA)	0
Carry forward orthodontic activity (UOA)	0
Baseline contract value	£1,079,280.74

ACCESS*

Patients seen in 24 months	Total	Change since previous quarter
Quarter ending June 2017	10,869	
Quarter ending September 2017	10,742	↓
Quarter ending December 2017	10,532	↓
Quarter ending March 2018	10,293	↓
Quarter ending June 2018	10,293	→
Variance since June 2017	(5.3%)	↓



ACTIVITY



Adjusted Scheduled Activity (UDA)		
Month	2018	2019
April	1,304	1,119
May	3,557	4,334
June	6,139	6,436
July	9,778	
August	12,549	
September	14,979	
October	17,618	
November	20,213	
December	22,881	
January	24,176	
February	28,235	
March	30,602	
April	31,588	
May	31,655	
June	31,655	

QUALITY

	Quantity	Base Number	Contract	AT	Region	England
% of FP17s for the same patient ID Re-attending within 3 months - Children	64	952	6.7%	9.7%	11.0%	11.5%
% of FP17s for the same patient ID Re-attending within 3 months - Adults	291	2,120	13.7%	13.9%	15.3%	15.4%
% of FP17s for the same patient ID Re-attending between 3 & 9 months - Children	461	952	48.4%	61.6%	61.2%	58.9%
% of FP17s for the same patient ID Re-attending between 3 & 9 months - Adults	1,000	2,120	47.2%	53.5%	52.9%	51.6%
% of FP17s for Band 1 Urgent Courses	217	2,625	8.3%	9.8%	9.4%	8.9%
% of FP17s Relating to Free Repair or Replacements	21	2,625	0.8%	0.6%	0.7%	0.8%
% of FP17s Relating to Continuations	38	2,625	1.4%	0.9%	0.9%	0.9%
% of Patients satisfied with the dentistry they have received	5	6	N/A	92.3%	93.6%	93.2%
% of Patients satisfied with the time they had to wait for an appointment	5	6	N/A	89.2%	88.8%	88.8%

* This is based on patients treated on this contract for their most recent course of treatment. Figures in italics indicate the base number of FP17s or Patient Questionnaire responses are less than 100. N/A is shown where the base number of responses is less than 10 during the period. % is calculated as Quantity/Base number*100

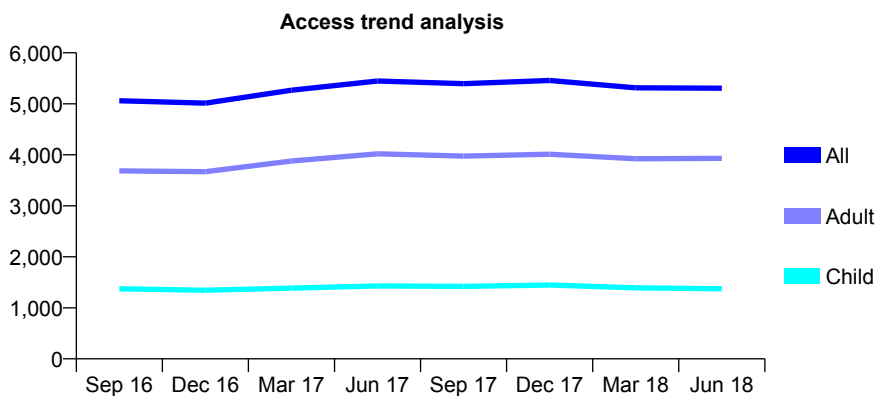
Q70 - Vital Signs At a Glance Contract Report for 139165/0001 - June 2018

Name or company name	Smile Dental Care Limited
Contract type name	GDS Contract
Purpose of contract	General
Contract start date	01/04/2009
Contract end date	

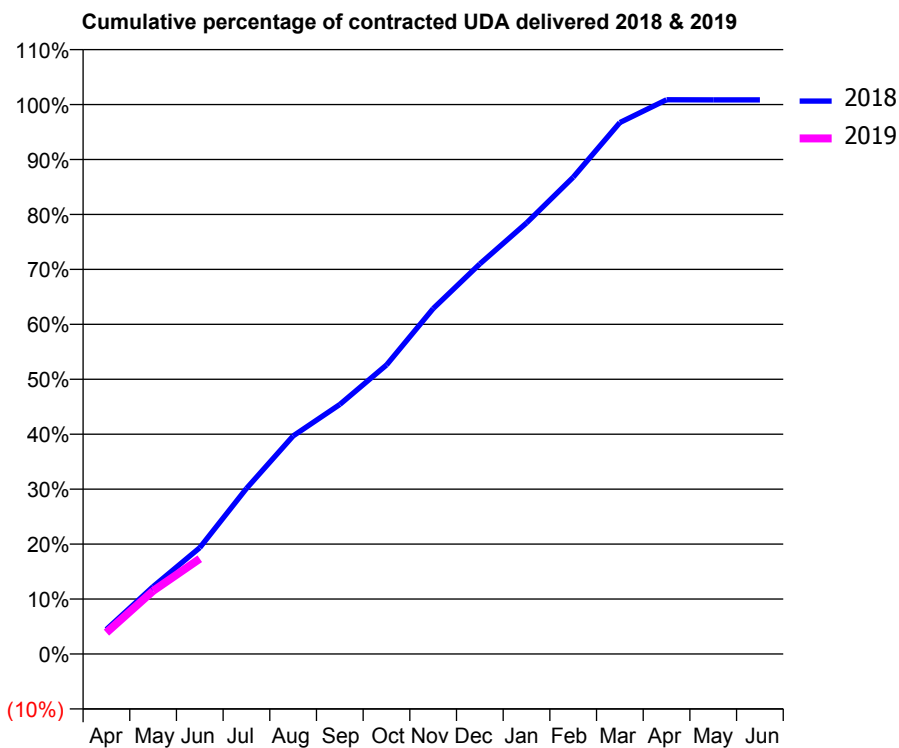
18/19 Contracted general activity (UDA)	14,950
Carry forward general activity (UDA)	0
18/19 Contracted orthodontic activity (UOA)	0
Carry forward orthodontic activity (UOA)	0
Baseline contract value	£395,799.23

ACCESS*

Patients seen in 24 months	Total	Change since previous quarter
Quarter ending June 2017	5,448	
Quarter ending September 2017	5,396	→
Quarter ending December 2017	5,458	→
Quarter ending March 2018	5,314	↓
Quarter ending June 2018	5,305	→
Variance since June 2017	(2.6%)	↓



ACTIVITY



Month	Adjusted Scheduled Activity (UDA)	
	2018	2019
April	671	583
May	1,832	1,717
June	2,892	2,590
July	4,503	
August	5,935	
September	6,791	
October	7,862	
November	9,399	
December	10,613	
January	11,729	
February	12,970	
March	14,459	
April	15,078	
May	15,077	
June	15,075	

QUALITY

	Quantity	Base Number	Contract	AT	Region	England
% of FP17s for the same patient ID Re-attending within 3 months - Children	33	472	7.0%	9.7%	11.0%	11.5%
% of FP17s for the same patient ID Re-attending within 3 months - Adults	180	1,326	13.6%	13.9%	15.3%	15.4%
% of FP17s for the same patient ID Re-attending between 3 & 9 months - Children	259	472	54.9%	61.6%	61.2%	58.9%
% of FP17s for the same patient ID Re-attending between 3 & 9 months - Adults	760	1,326	57.3%	53.5%	52.9%	51.6%
% of FP17s for Band 1 Urgent Courses	142	1,538	9.2%	9.8%	9.4%	8.9%
% of FP17s Relating to Free Repair or Replacements	16	1,538	1.0%	0.6%	0.7%	0.8%
% of FP17s Relating to Continuations	8	1,538	0.5%	0.9%	0.9%	0.9%
% of Patients satisfied with the dentistry they have received	2	2	N/A	92.3%	93.6%	93.2%
% of Patients satisfied with the time they had to wait for an appointment	2	2	N/A	89.2%	88.8%	88.8%

* This is based on patients treated on this contract for their most recent course of treatment. Figures in italics indicate the base number of FP17s or Patient Questionnaire responses are less than 100. N/A is shown where the base number of responses is less than 10 during the period. % is calculated as Quantity/Base number*100

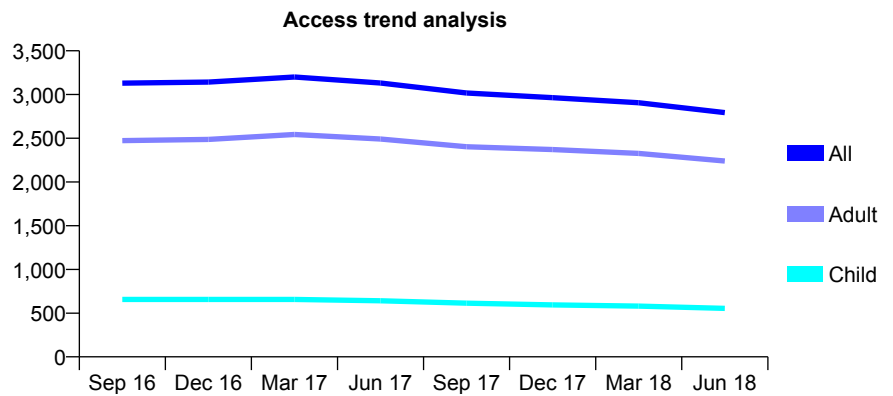
Q70 - Vital Signs At a Glance Contract Report for 139181/0003 - June 2018

Name or company name	Bassett Dental Practice Ltd
Contract type name	GDS Contract
Purpose of contract	General
Contract start date	01/04/2010
Contract end date	

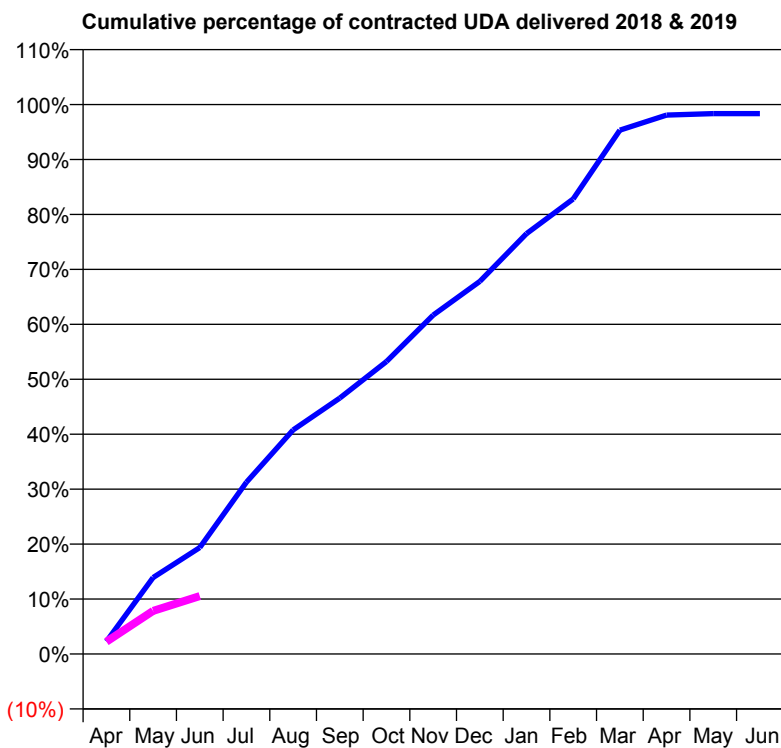
18/19 Contracted general activity (UDA)	10,973
Carry forward general activity (UDA)	0
18/19 Contracted orthodontic activity (UOA)	0
Carry forward orthodontic activity (UOA)	0
Baseline contract value	£261,020.55

ACCESS*

Patients seen in 24 months	Total	Change since previous quarter
Quarter ending June 2017	3,132	
Quarter ending September 2017	3,017	↓
Quarter ending December 2017	2,964	↓
Quarter ending March 2018	2,906	↓
Quarter ending June 2018	2,793	↓
Variance since June 2017	(10.8%)	↓



ACTIVITY



Adjusted Scheduled Activity (UDA)		
Month	2018	2019
April	156	247
May	947	863
June	1,319	1,158
July	2,126	
August	2,774	
September	3,168	
October	3,620	
November	4,196	
December	4,614	
January	5,204	
February	5,634	
March	6,486	
April	6,673	
May	6,690	
June	6,690	

QUALITY

	Quantity	Base Number	Contract	AT	Region	England
% of FP17s for the same patient ID Re-attending within 3 months - Children	3	177	1.7%	9.7%	11.0%	11.5%
% of FP17s for the same patient ID Re-attending within 3 months - Adults	118	589	20.0%	13.9%	15.3%	15.4%
% of FP17s for the same patient ID Re-attending between 3 & 9 months - Children	103	177	58.2%	61.6%	61.2%	58.9%
% of FP17s for the same patient ID Re-attending between 3 & 9 months - Adults	341	589	57.9%	53.5%	52.9%	51.6%
% of FP17s for Band 1 Urgent Courses	95	659	14.4%	9.8%	9.4%	8.9%
% of FP17s Relating to Free Repair or Replacements	9	659	1.4%	0.6%	0.7%	0.8%
% of FP17s Relating to Continuations	12	659	1.8%	0.9%	0.9%	0.9%
% of Patients satisfied with the dentistry they have received	1	1	N/A	92.3%	93.6%	93.2%
% of Patients satisfied with the time they had to wait for an appointment	1	1	N/A	89.2%	88.8%	88.8%

* This is based on patients treated on this contract for their most recent course of treatment. Figures in italics indicate the base number of FP17s or Patient Questionnaire responses are less than 100. N/A is shown where the base number of responses is less than 10 during the period. % is calculated as Quantity/Base number*100

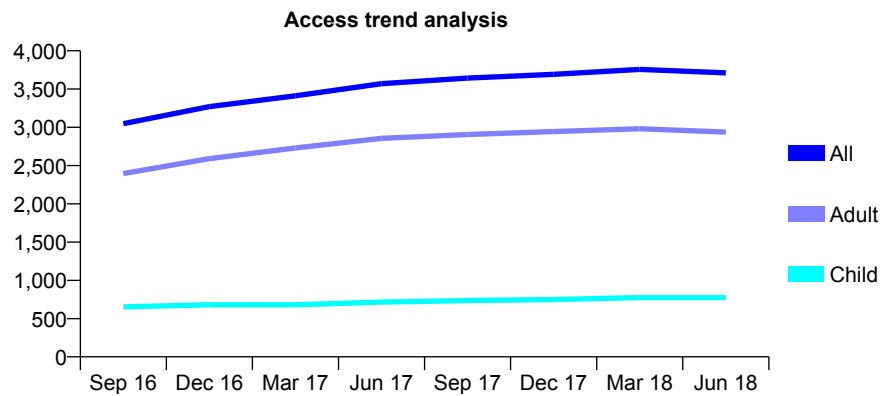
Q70 - Vital Signs At a Glance Contract Report for 139661/0001 - June 2018

Name or company name	Swapnil Krishnarao Shinde
Contract type name	GDS Contract
Purpose of contract	General
Contract start date	01/09/2015
Contract end date	

18/19 Contracted general activity (UDA)	9,544
Carry forward general activity (UDA)	0
18/19 Contracted orthodontic activity (UOA)	0
Carry forward orthodontic activity (UOA)	0
Baseline contract value	£217,203.95

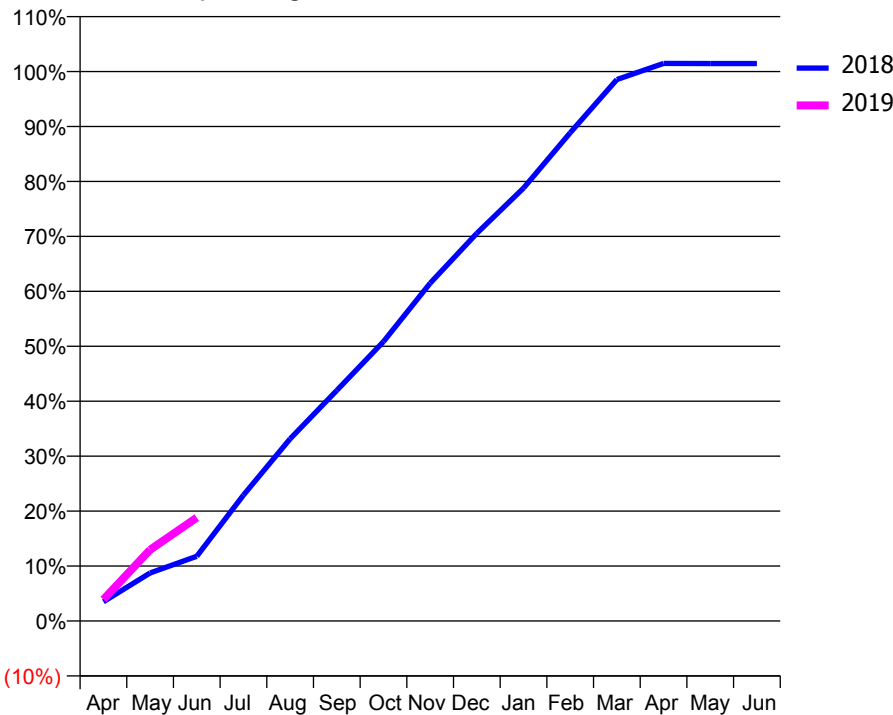
ACCESS*

Patients seen in 24 months	Total	Change since previous quarter
Quarter ending June 2017	3,571	
Quarter ending September 2017	3,643	↑
Quarter ending December 2017	3,692	→
Quarter ending March 2018	3,756	→
Quarter ending June 2018	3,711	↓
Variance since June 2017	3.9%	↑



ACTIVITY

Cumulative percentage of contracted UDA delivered 2018 & 2019



Month	Adjusted Scheduled Activity (UDA)	
	2018	2019
April	335	374
May	835	1,237
June	1,125	1,795
July	2,188	
August	3,166	
September	4,006	
October	4,852	
November	5,867	
December	6,733	
January	7,520	
February	8,480	
March	9,403	
April	9,684	
May	9,683	
June	9,683	

QUALITY

	Quantity	Base Number	Contract	AT	Region	England
% of FP17s for the same patient ID Re-attending within 3 months - Children	11	271	4.1%	9.7%	11.0%	11.5%
% of FP17s for the same patient ID Re-attending within 3 months - Adults	97	1,025	9.5%	13.9%	15.3%	15.4%
% of FP17s for the same patient ID Re-attending between 3 & 9 months - Children	174	271	64.2%	61.6%	61.2%	58.9%
% of FP17s for the same patient ID Re-attending between 3 & 9 months - Adults	748	1,025	73.0%	53.5%	52.9%	51.6%
% of FP17s for Band 1 Urgent Courses	35	961	3.6%	9.8%	9.4%	8.9%
% of FP17s Relating to Free Repair or Replacements	4	961	0.4%	0.6%	0.7%	0.8%
% of FP17s Relating to Continuations	1	961	0.1%	0.9%	0.9%	0.9%
% of Patients satisfied with the dentistry they have received	3	3	N/A	92.3%	93.6%	93.2%
% of Patients satisfied with the time they had to wait for an appointment	2	3	N/A	89.2%	88.8%	88.8%

* This is based on patients treated on this contract for their most recent course of treatment. Figures in italics indicate the base number of FP17s or Patient Questionnaire responses are less than 100. N/A is shown where the base number of responses is less than 10 during the period. % is calculated as Quantity/Base number*100

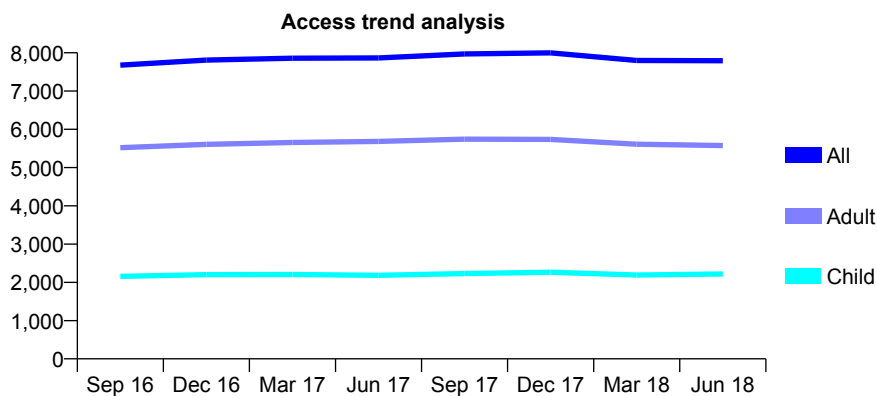
Q70 - Vital Signs At a Glance Contract Report for 141003/0001 - June 2018

Name or company name	Rensburg Pty Limited
Contract type name	GDS Contract
Purpose of contract	General
Contract start date	01/11/2010
Contract end date	

18/19 Contracted general activity (UDA)	18,000
Carry forward general activity (UDA)	0
18/19 Contracted orthodontic activity (UOA)	0
Carry forward orthodontic activity (UOA)	0
Baseline contract value	£430,624.62

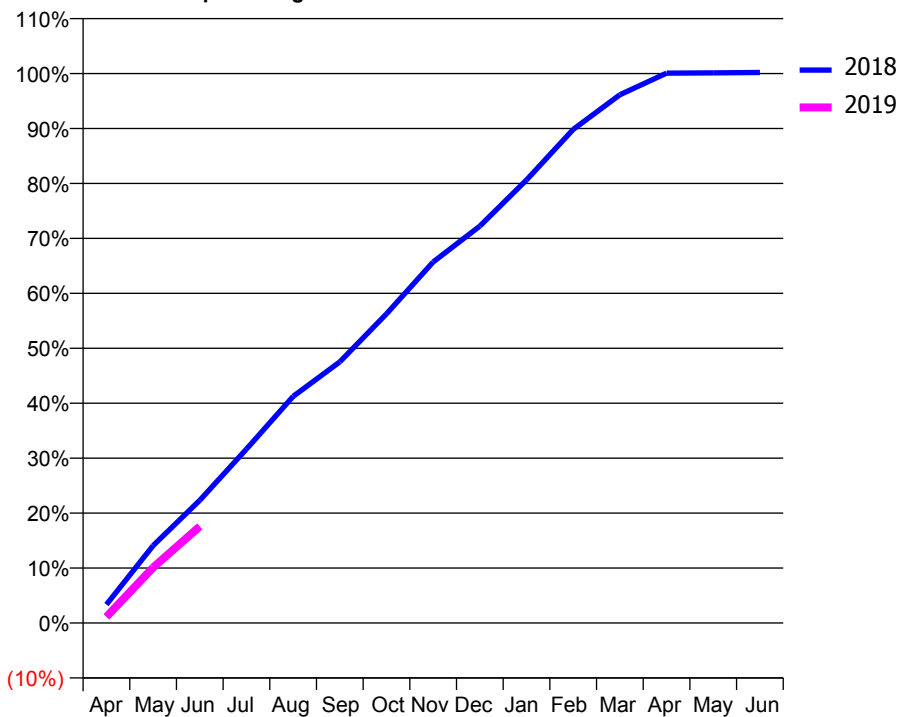
ACCESS*

Patients seen in 24 months	Total	Change since previous quarter
Quarter ending June 2017	7,867	
Quarter ending September 2017	7,970	→
Quarter ending December 2017	7,999	→
Quarter ending March 2018	7,801	↓
Quarter ending June 2018	7,793	→
Variance since June 2017	(0.9%)	→



ACTIVITY

Cumulative percentage of contracted UDA delivered 2018 & 2019



Month	Adjusted Scheduled Activity (UDA)	
	2018	2019
April	604	202
May	2,538	1,820
June	4,022	3,165
July	5,697	
August	7,425	
September	8,555	
October	10,127	
November	11,826	
December	13,002	
January	14,515	
February	16,168	
March	17,303	
April	18,011	
May	18,020	
June	18,033	

QUALITY

	Quantity	Base Number	Contract	AT	Region	England
% of FP17s for the same patient ID Re-attending within 3 months - Children	35	725	4.8%	9.7%	11.0%	11.5%
% of FP17s for the same patient ID Re-attending within 3 months - Adults	200	1,508	13.3%	13.9%	15.3%	15.4%
% of FP17s for the same patient ID Re-attending between 3 & 9 months - Children	407	725	56.1%	61.6%	61.2%	58.9%
% of FP17s for the same patient ID Re-attending between 3 & 9 months - Adults	642	1,508	42.6%	53.5%	52.9%	51.6%
% of FP17s for Band 1 Urgent Courses	201	1,811	11.1%	9.8%	9.4%	8.9%
% of FP17s Relating to Free Repair or Replacements	3	1,811	0.2%	0.6%	0.7%	0.8%
% of FP17s Relating to Continuations	3	1,811	0.2%	0.9%	0.9%	0.9%
% of Patients satisfied with the dentistry they have received	8	10	80.0%	92.3%	93.6%	93.2%
% of Patients satisfied with the time they had to wait for an appointment	10	10	100.0%	89.2%	88.8%	88.8%

* This is based on patients treated on this contract for their most recent course of treatment. Figures in italics indicate the base number of FP17s or Patient Questionnaire responses are less than 100. N/A is shown where the base number of responses is less than 10 during the period. % is calculated as Quantity/Base number*100

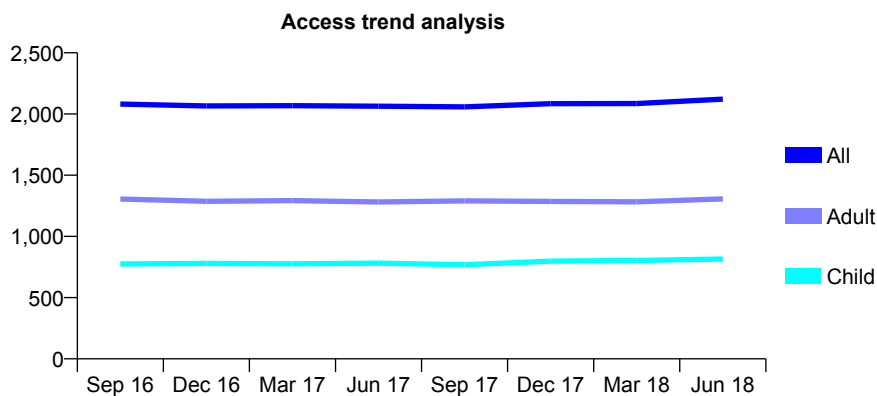
Q70 - Vital Signs At a Glance Contract Report for 144592/0001 - June 2018

Name or company name	Van Der Merwe
Contract type name	GDS Contract
Purpose of contract	General
Contract start date	01/04/2014
Contract end date	

18/19 Contracted general activity (UDA)	6,197
Carry forward general activity (UDA)	0
18/19 Contracted orthodontic activity (UOA)	0
Carry forward orthodontic activity (UOA)	0
Baseline contract value	£138,627.83

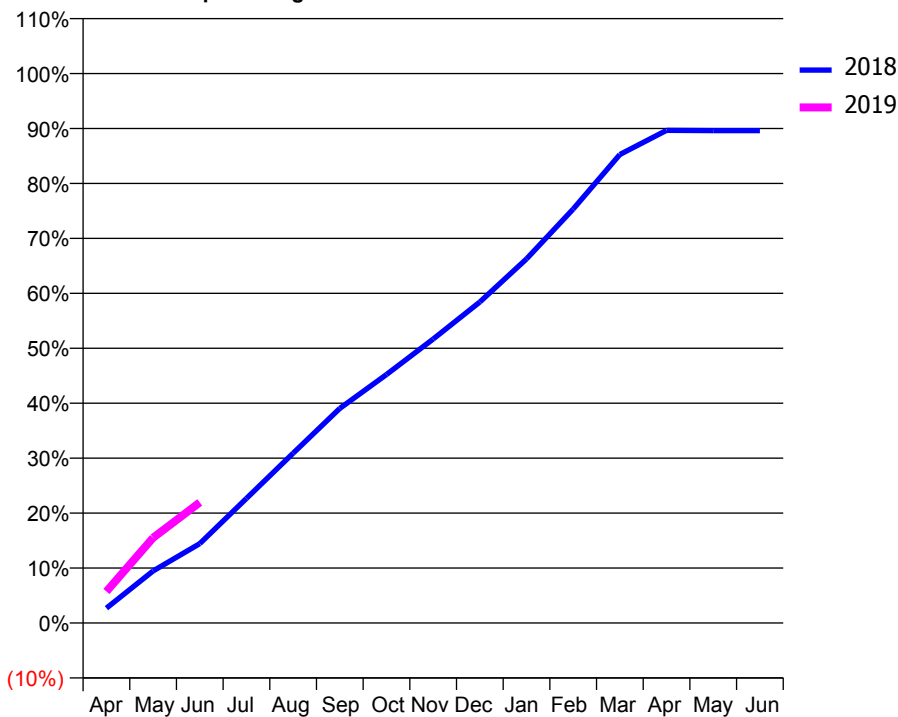
ACCESS*

Patients seen in 24 months	Total	Change since previous quarter
Quarter ending June 2017	2,064	
Quarter ending September 2017	2,058	→
Quarter ending December 2017	2,084	→
Quarter ending March 2018	2,086	→
Quarter ending June 2018	2,122	→
Variance since June 2017	2.8%	↑



ACTIVITY

Cumulative percentage of contracted UDA delivered 2018 & 2019



Month	Adjusted Scheduled Activity (UDA)	
	2018	2019
April	168	356
May	587	961
June	896	1,360
July	1,406	
August	1,916	
September	2,420	
October	2,802	
November	3,202	
December	3,620	
January	4,107	
February	4,668	
March	5,284	
April	5,556	
May	5,554	
June	5,554	

QUALITY

	Quantity	Base Number	Contract	AT	Region	England
% of FP17s for the same patient ID Re-attending within 3 months - Children	23	343	6.7%	9.7%	11.0%	11.5%
% of FP17s for the same patient ID Re-attending within 3 months - Adults	62	478	13.0%	13.9%	15.3%	15.4%
% of FP17s for the same patient ID Re-attending between 3 & 9 months - Children	216	343	63.0%	61.6%	61.2%	58.9%
% of FP17s for the same patient ID Re-attending between 3 & 9 months - Adults	304	478	63.6%	53.5%	52.9%	51.6%
% of FP17s for Band 1 Urgent Courses	37	697	5.3%	9.8%	9.4%	8.9%
% of FP17s Relating to Free Repair or Replacements	6	697	0.9%	0.6%	0.7%	0.8%
% of FP17s Relating to Continuations	1	697	0.1%	0.9%	0.9%	0.9%
% of Patients satisfied with the dentistry they have received	0	0	N/A	92.3%	93.6%	93.2%
% of Patients satisfied with the time they had to wait for an appointment	0	0	N/A	89.2%	88.8%	88.8%

* This is based on patients treated on this contract for their most recent course of treatment. Figures in italics indicate the base number of FP17s or Patient Questionnaire responses are less than 100. N/A is shown where the base number of responses is less than 10 during the period. % is calculated as Quantity/Base number*100

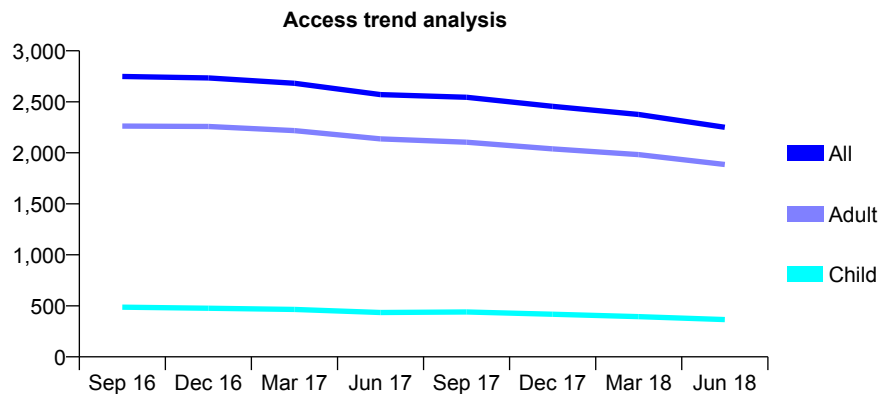
Q70 - Vital Signs At a Glance Contract Report for 145068/0001 - June 2018

Name or company name	Island Dental Care
Contract type name	GDS Contract
Purpose of contract	General
Contract start date	01/04/2015
Contract end date	

18/19 Contracted general activity (UDA)	10,138
Carry forward general activity (UDA)	0
18/19 Contracted orthodontic activity (UOA)	0
Carry forward orthodontic activity (UOA)	0
Baseline contract value	£228,189.37

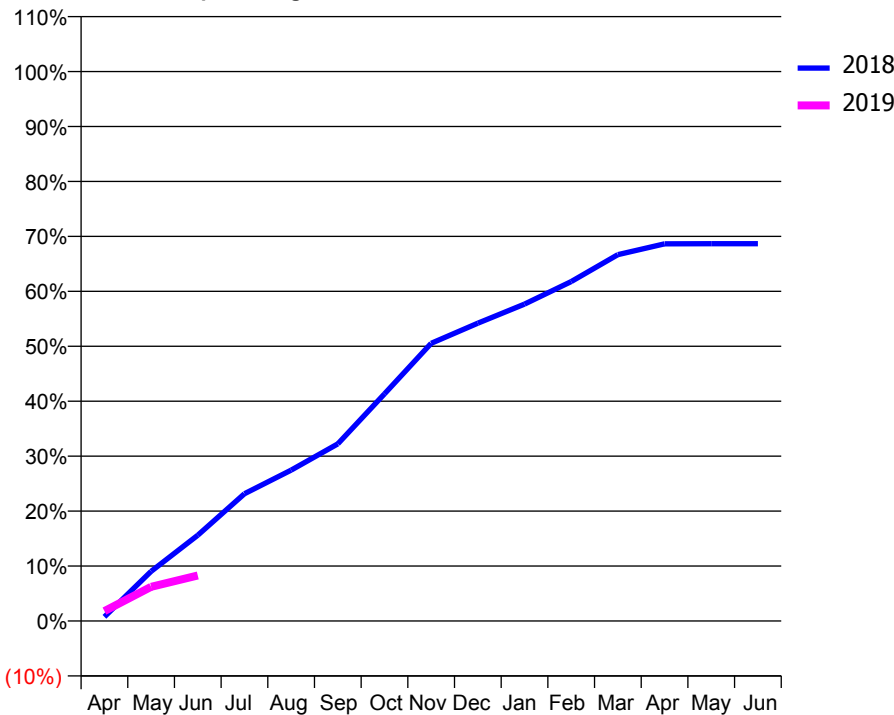
ACCESS*

Patients seen in 24 months	Total	Change since previous quarter
Quarter ending June 2017	2,571	
Quarter ending September 2017	2,544	↓
Quarter ending December 2017	2,455	↓
Quarter ending March 2018	2,376	↓
Quarter ending June 2018	2,250	↓
Variance since June 2017	(12.5%)	↓



ACTIVITY

Cumulative percentage of contracted UDA delivered 2018 & 2019



Month	Adjusted Scheduled Activity (UDA)	
	2018	2019
April	77	182
May	917	632
June	1,583	840
July	2,347	
August	2,784	
September	3,268	
October	4,192	
November	5,124	
December	5,496	
January	5,848	
February	6,263	
March	6,759	
April	6,959	
May	6,962	
June	6,962	

QUALITY

	Quantity	Base Number	Contract	AT	Region	England
% of FP17s for the same patient ID Re-attending within 3 months - Children	2	56	3.6%	9.7%	11.0%	11.5%
% of FP17s for the same patient ID Re-attending within 3 months - Adults	31	471	6.6%	13.9%	15.3%	15.4%
% of FP17s for the same patient ID Re-attending between 3 & 9 months - Children	42	56	75.0%	61.6%	61.2%	58.9%
% of FP17s for the same patient ID Re-attending between 3 & 9 months - Adults	329	471	69.9%	53.5%	52.9%	51.6%
% of FP17s for Band 1 Urgent Courses	13	437	3.0%	9.8%	9.4%	8.9%
% of FP17s Relating to Free Repair or Replacements	1	437	0.2%	0.6%	0.7%	0.8%
% of FP17s Relating to Continuations	4	437	0.9%	0.9%	0.9%	0.9%
% of Patients satisfied with the dentistry they have received	7	7	N/A	92.3%	93.6%	93.2%
% of Patients satisfied with the time they had to wait for an appointment	5	7	N/A	89.2%	88.8%	88.8%

* This is based on patients treated on this contract for their most recent course of treatment. Figures in italics indicate the base number of FP17s or Patient Questionnaire responses are less than 100. N/A is shown where the base number of responses is less than 10 during the period. % is calculated as Quantity/Base number*100

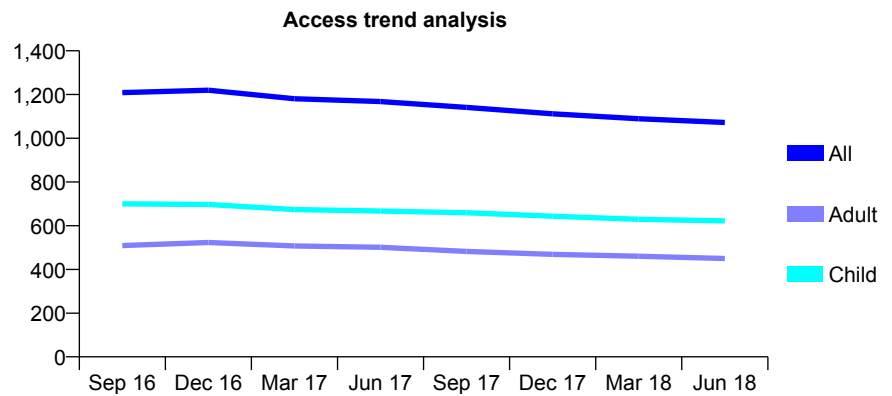
Q70 - Vital Signs At a Glance Contract Report for 145122/0001 - June 2018

Name or company name	Stubbington Avenue Dental Practice
Contract type name	GDS Contract
Purpose of contract	General
Contract start date	01/01/2015
Contract end date	

18/19 Contracted general activity (UDA)	2,990
Carry forward general activity (UDA)	0
18/19 Contracted orthodontic activity (UOA)	0
Carry forward orthodontic activity (UOA)	0
Baseline contract value	£67,086.58

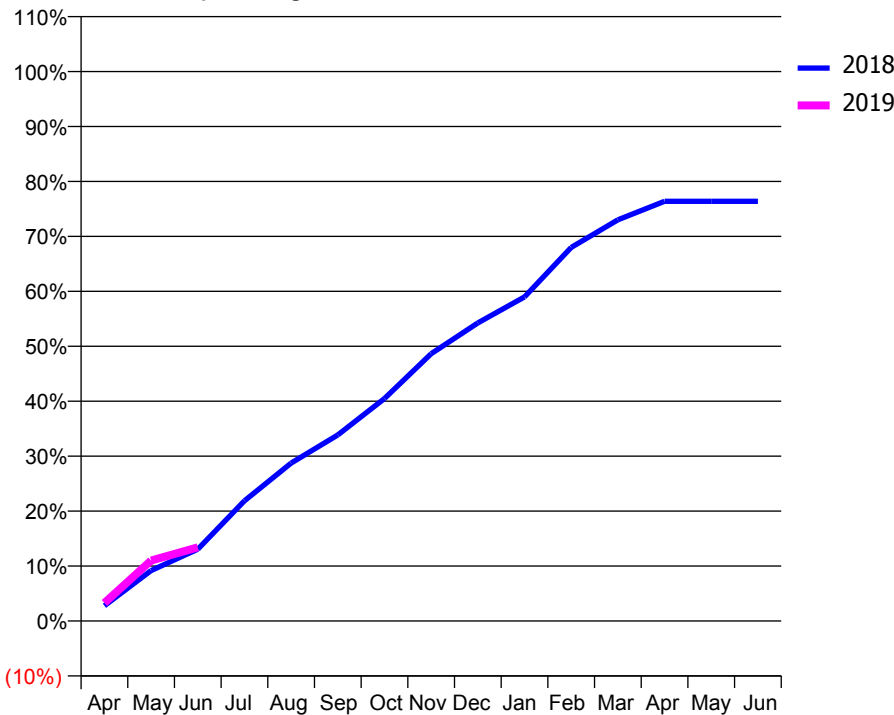
ACCESS*

Patients seen in 24 months	Total	Change since previous quarter
Quarter ending June 2017	1,168	
Quarter ending September 2017	1,141	↓
Quarter ending December 2017	1,112	↓
Quarter ending March 2018	1,089	↓
Quarter ending June 2018	1,072	↓
Variance since June 2017	(8.2%)	↓



ACTIVITY

Cumulative percentage of contracted UDA delivered 2018 & 2019



Adjusted Scheduled Activity (UDA)		
Month	2018	2019
April	83	98
May	275	329
June	390	401
July	654	
August	860	
September	1,012	
October	1,211	
November	1,455	
December	1,622	
January	1,764	
February	2,032	
March	2,183	
April	2,284	
May	2,284	
June	2,284	

QUALITY

	Quantity	Base Number	Contract	AT	Region	England
% of FP17s for the same patient ID Re-attending within 3 months - Children	16	240	6.7%	9.7%	11.0%	11.5%
% of FP17s for the same patient ID Re-attending within 3 months - Adults	10	132	7.6%	13.9%	15.3%	15.4%
% of FP17s for the same patient ID Re-attending between 3 & 9 months - Children	167	240	69.6%	61.6%	61.2%	58.9%
% of FP17s for the same patient ID Re-attending between 3 & 9 months - Adults	103	132	78.0%	53.5%	52.9%	51.6%
% of FP17s for Band 1 Urgent Courses	15	305	4.9%	9.8%	9.4%	8.9%
% of FP17s Relating to Free Repair or Replacements	0	305	0.0%	0.6%	0.7%	0.8%
% of FP17s Relating to Continuations	0	305	0.0%	0.9%	0.9%	0.9%
% of Patients satisfied with the dentistry they have received	0	0	N/A	92.3%	93.6%	93.2%
% of Patients satisfied with the time they had to wait for an appointment	0	0	N/A	89.2%	88.8%	88.8%

* This is based on patients treated on this contract for their most recent course of treatment. Figures in italics indicate the base number of FP17s or Patient Questionnaire responses are less than 100. N/A is shown where the base number of responses is less than 10 during the period. % is calculated as Quantity/Base number*100

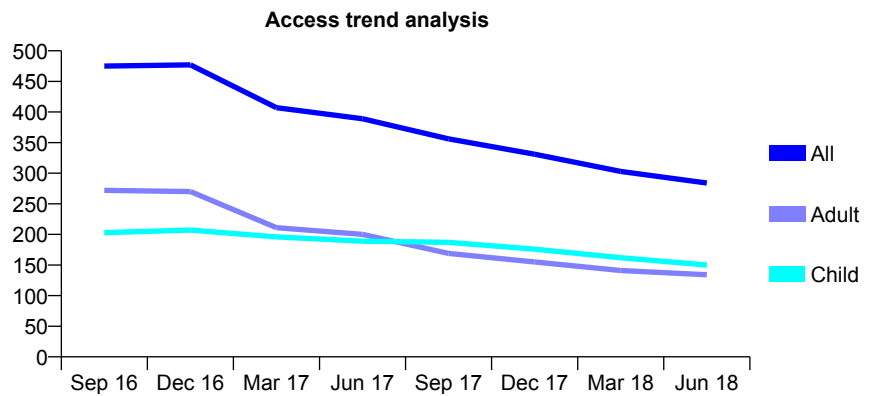
Q70 - Vital Signs At a Glance Contract Report for 145785/0001 - June 2018

Name or company name	The Anchorage Practice Limited
Contract type name	GDS Contract
Purpose of contract	General
Contract start date	01/09/2008
Contract end date	

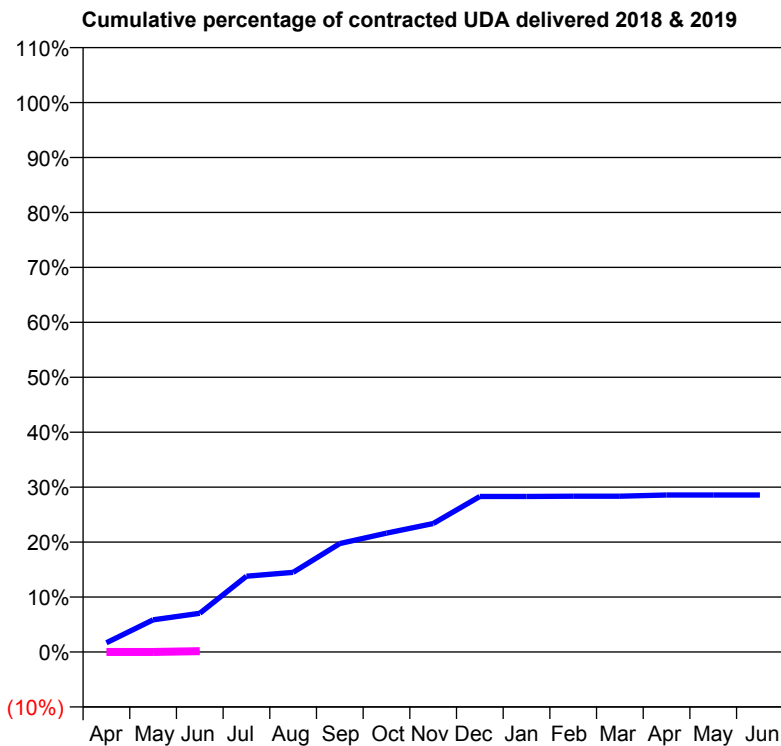
18/19 Contracted general activity (UDA)	1,850
Carry forward general activity (UDA)	0
18/19 Contracted orthodontic activity (UOA)	0
Carry forward orthodontic activity (UOA)	0
Baseline contract value	£42,589.13

ACCESS*

Patients seen in 24 months	Total	Change since previous quarter
Quarter ending June 2017	389	
Quarter ending September 2017	356	↓
Quarter ending December 2017	331	↓
Quarter ending March 2018	303	↓
Quarter ending June 2018	284	↓
Variance since June 2017	(27.0%)	↓



ACTIVITY



Month	Adjusted Scheduled Activity (UDA)	
	2018	2019
April	31	0
May	108	0
June	130	3
July	255	
August	268	
September	365	
October	400	
November	432	
December	524	
January	524	
February	525	
March	525	
April	529	
May	529	
June	529	

QUALITY

	Quantity	Base Number	Contract	AT	Region	England
% of FP17s for the same patient ID Re-attending within 3 months - Children	1	6	16.7%	9.7%	11.0%	11.5%
% of FP17s for the same patient ID Re-attending within 3 months - Adults	1	13	7.7%	13.9%	15.3%	15.4%
% of FP17s for the same patient ID Re-attending between 3 & 9 months - Children	1	6	16.7%	61.6%	61.2%	58.9%
% of FP17s for the same patient ID Re-attending between 3 & 9 months - Adults	9	13	69.2%	53.5%	52.9%	51.6%
% of FP17s for Band 1 Urgent Courses	0	1	0.0%	9.8%	9.4%	8.9%
% of FP17s Relating to Free Repair or Replacements	0	1	0.0%	0.6%	0.7%	0.8%
% of FP17s Relating to Continuations	0	1	0.0%	0.9%	0.9%	0.9%
% of Patients satisfied with the dentistry they have received	1	1	N/A	92.3%	93.6%	93.2%
% of Patients satisfied with the time they had to wait for an appointment	1	1	N/A	89.2%	88.8%	88.8%

* This is based on patients treated on this contract for their most recent course of treatment. Figures in italics indicate the base number of FP17s or Patient Questionnaire responses are less than 100. N/A is shown where the base number of responses is less than 10 during the period. % is calculated as Quantity/Base number*100

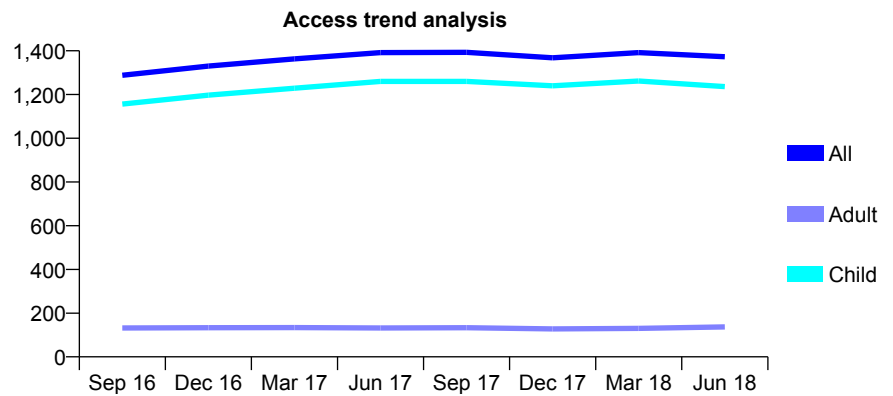
Q70 - Vital Signs At a Glance Contract Report for 146005/0001 - June 2018

Name or company name	Mr T F Visser
Contract type name	GDS Contract
Purpose of contract	General
Contract start date	02/06/2014
Contract end date	

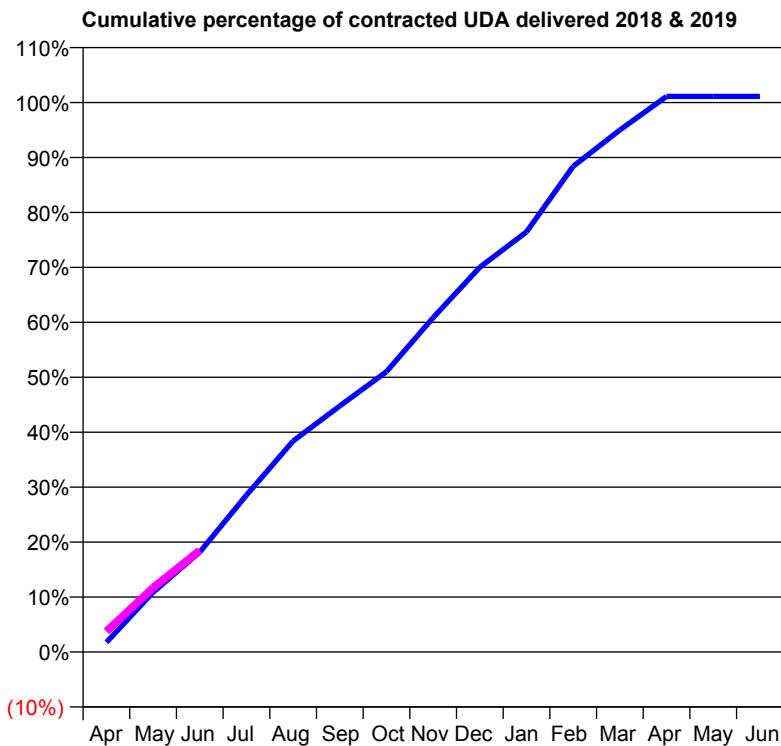
18/19 Contracted general activity (UDA)	2,910
Carry forward general activity (UDA)	0
18/19 Contracted orthodontic activity (UOA)	0
Carry forward orthodontic activity (UOA)	0
Baseline contract value	£63,632.69

ACCESS*

Patients seen in 24 months	Total	Change since previous quarter
Quarter ending June 2017	1,392	
Quarter ending September 2017	1,393	→
Quarter ending December 2017	1,368	↓
Quarter ending March 2018	1,392	→
Quarter ending June 2018	1,373	↓
Variance since June 2017	(1.4%)	↓



ACTIVITY



Month	Adjusted Scheduled Activity (UDA)	
	2018	2019
April	51	109
May	317	340
June	530	538
July	831	
August	1,118	
September	1,303	
October	1,485	
November	1,771	
December	2,037	
January	2,225	
February	2,572	
March	2,764	
April	2,943	
May	2,943	
June	2,943	

QUALITY

	Quantity	Base Number	Contract	AT	Region	England
% of FP17s for the same patient ID Re-attending within 3 months - Children	33	488	6.8%	9.7%	11.0%	11.5%
% of FP17s for the same patient ID Re-attending within 3 months - Adults	1	15	6.7%	13.9%	15.3%	15.4%
% of FP17s for the same patient ID Re-attending between 3 & 9 months - Children	351	488	71.9%	61.6%	61.2%	58.9%
% of FP17s for the same patient ID Re-attending between 3 & 9 months - Adults	12	15	80.0%	53.5%	52.9%	51.6%
% of FP17s for Band 1 Urgent Courses	25	413	6.1%	9.8%	9.4%	8.9%
% of FP17s Relating to Free Repair or Replacements	0	413	0.0%	0.6%	0.7%	0.8%
% of FP17s Relating to Continuations	2	413	0.5%	0.9%	0.9%	0.9%
% of Patients satisfied with the dentistry they have received	1	1	N/A	92.3%	93.6%	93.2%
% of Patients satisfied with the time they had to wait for an appointment	1	1	N/A	89.2%	88.8%	88.8%

* This is based on patients treated on this contract for their most recent course of treatment. Figures in italics indicate the base number of FP17s or Patient Questionnaire responses are less than 100. N/A is shown where the base number of responses is less than 10 during the period. % is calculated as Quantity/Base number*100

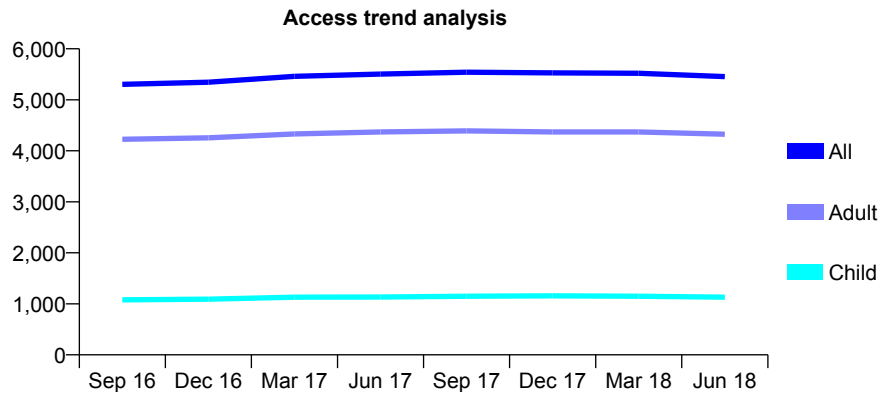
Q70 - Vital Signs At a Glance Contract Report for 146447/0001 - June 2018

Name or company name	Dentapol Ltd
Contract type name	GDS Contract
Purpose of contract	General
Contract start date	01/11/2006
Contract end date	

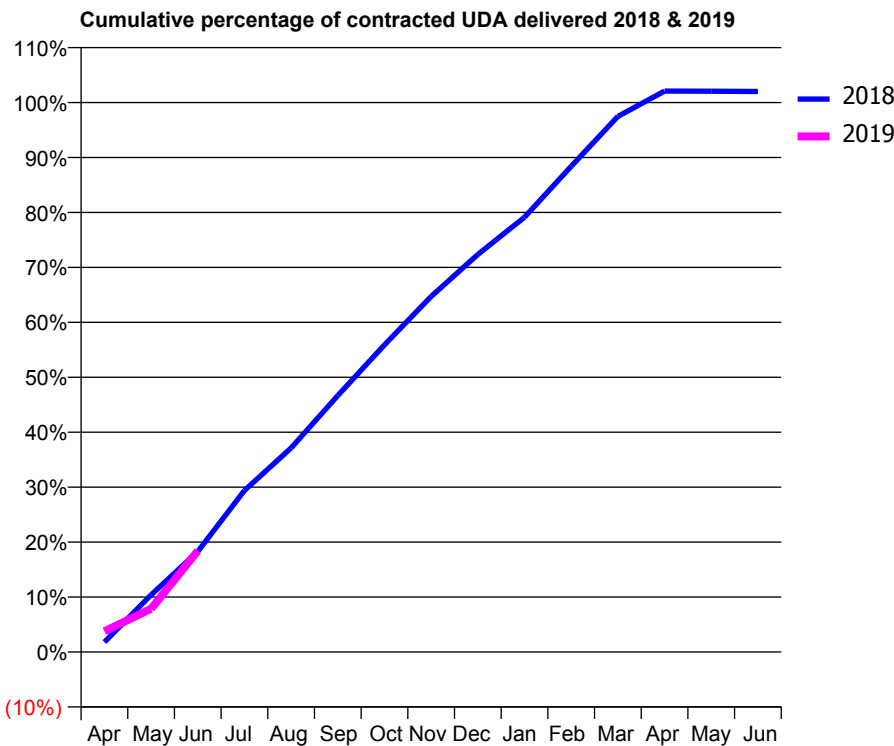
18/19 Contracted general activity (UDA)	16,000
Carry forward general activity (UDA)	0
18/19 Contracted orthodontic activity (UOA)	0
Carry forward orthodontic activity (UOA)	0
Baseline contract value	£460,090.80

ACCESS*

Patients seen in 24 months	Total	Change since previous quarter
Quarter ending June 2017	5,504	
Quarter ending September 2017	5,540	→
Quarter ending December 2017	5,527	→
Quarter ending March 2018	5,520	→
Quarter ending June 2018	5,456	↓
Variance since June 2017	(0.9%)	→



ACTIVITY



Month	Adjusted Scheduled Activity (UDA)	
	2018	2019
April	290	604
May	1,665	1,258
June	2,924	2,943
July	4,702	
August	5,944	
September	7,467	
October	8,945	
November	10,353	
December	11,577	
January	12,660	
February	14,142	
March	15,594	
April	16,332	
May	16,329	
June	16,319	

QUALITY

	Quantity	Base Number	Contract	AT	Region	England
% of FP17s for the same patient ID Re-attending within 3 months - Children	35	375	9.3%	9.7%	11.0%	11.5%
% of FP17s for the same patient ID Re-attending within 3 months - Adults	239	1,512	15.8%	13.9%	15.3%	15.4%
% of FP17s for the same patient ID Re-attending between 3 & 9 months - Children	244	375	65.1%	61.6%	61.2%	58.9%
% of FP17s for the same patient ID Re-attending between 3 & 9 months - Adults	895	1,512	59.2%	53.5%	52.9%	51.6%
% of FP17s for Band 1 Urgent Courses	166	1,616	10.3%	9.8%	9.4%	8.9%
% of FP17s Relating to Free Repair or Replacements	26	1,616	1.6%	0.6%	0.7%	0.8%
% of FP17s Relating to Continuations	6	1,616	0.4%	0.9%	0.9%	0.9%
% of Patients satisfied with the dentistry they have received	4	6	N/A	92.3%	93.6%	93.2%
% of Patients satisfied with the time they had to wait for an appointment	4	6	N/A	89.2%	88.8%	88.8%

* This is based on patients treated on this contract for their most recent course of treatment. Figures in italics indicate the base number of FP17s or Patient Questionnaire responses are less than 100. N/A is shown where the base number of responses is less than 10 during the period. % is calculated as Quantity/Base number*100

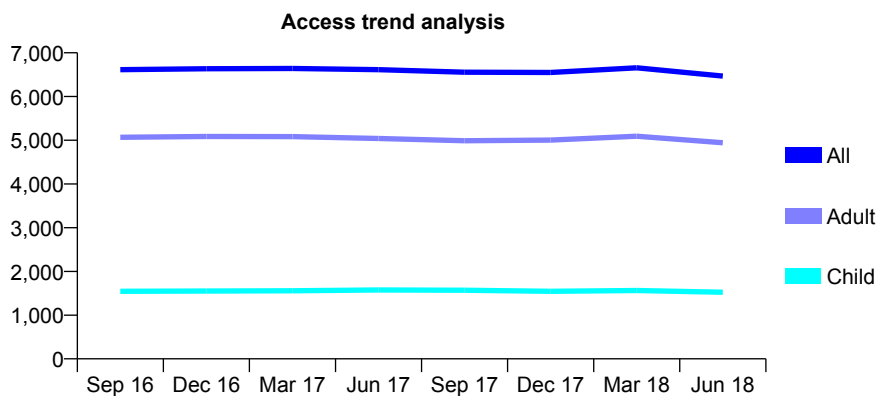
Q70 - Vital Signs At a Glance Contract Report for 146447/0002 - June 2018

Name or company name	Dentapol Ltd
Contract type name	GDS Contract
Purpose of contract	General
Contract start date	01/01/2007
Contract end date	

18/19 Contracted general activity (UDA)	24,000
Carry forward general activity (UDA)	0
18/19 Contracted orthodontic activity (UOA)	0
Carry forward orthodontic activity (UOA)	0
Baseline contract value	£589,976.02

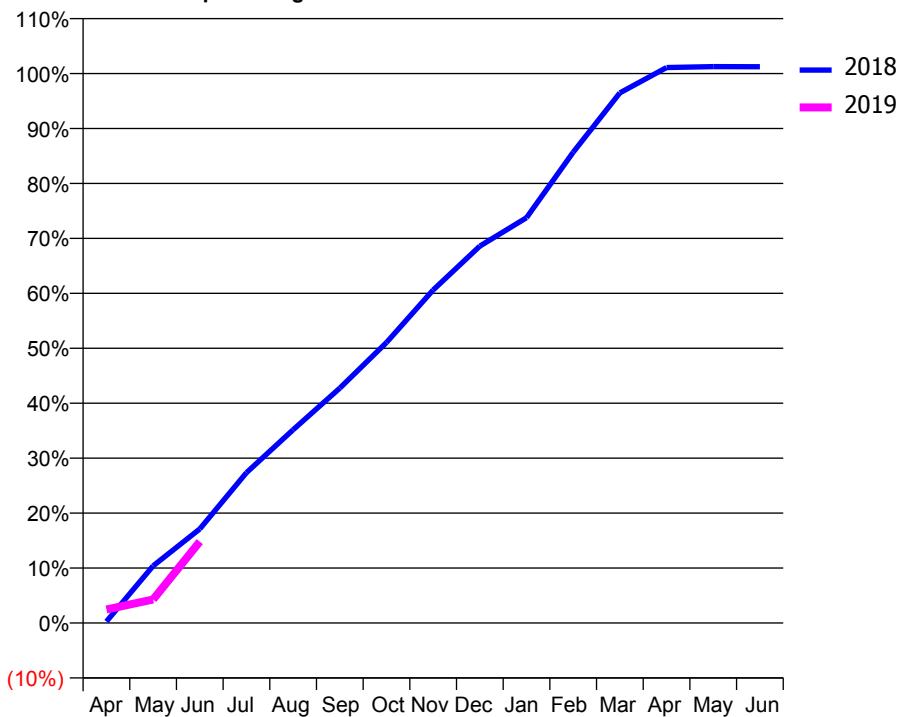
ACCESS*

Patients seen in 24 months	Total	Change since previous quarter
Quarter ending June 2017	6,615	
Quarter ending September 2017	6,555	→
Quarter ending December 2017	6,550	→
Quarter ending March 2018	6,656	→
Quarter ending June 2018	6,469	↓
Variance since June 2017	(2.2%)	↓



ACTIVITY

Cumulative percentage of contracted UDA delivered 2018 & 2019



Adjusted Scheduled Activity (UDA)

Month	2018	2019
April	69	592
May	2,495	1,030
June	4,106	3,557
July	6,565	
August	8,442	
September	10,258	
October	12,248	
November	14,546	
December	16,461	
January	17,704	
February	20,563	
March	23,153	
April	24,258	
May	24,302	
June	24,294	

QUALITY

	Quantity	Base Number	Contract	AT	Region	England
% of FP17s for the same patient ID Re-attending within 3 months - Children	50	502	10.0%	9.7%	11.0%	11.5%
% of FP17s for the same patient ID Re-attending within 3 months - Adults	239	1,314	18.2%	13.9%	15.3%	15.4%
% of FP17s for the same patient ID Re-attending between 3 & 9 months - Children	294	502	58.6%	61.6%	61.2%	58.9%
% of FP17s for the same patient ID Re-attending between 3 & 9 months - Adults	678	1,314	51.6%	53.5%	52.9%	51.6%
% of FP17s for Band 1 Urgent Courses	185	1,473	12.6%	9.8%	9.4%	8.9%
% of FP17s Relating to Free Repair or Replacements	11	1,473	0.7%	0.6%	0.7%	0.8%
% of FP17s Relating to Continuations	13	1,473	0.9%	0.9%	0.9%	0.9%
% of Patients satisfied with the dentistry they have received	6	6	N/A	92.3%	93.6%	93.2%
% of Patients satisfied with the time they had to wait for an appointment	6	6	N/A	89.2%	88.8%	88.8%

* This is based on patients treated on this contract for their most recent course of treatment. Figures in italics indicate the base number of FP17s or Patient Questionnaire responses are less than 100. N/A is shown where the base number of responses is less than 10 during the period. % is calculated as Quantity/Base number*100

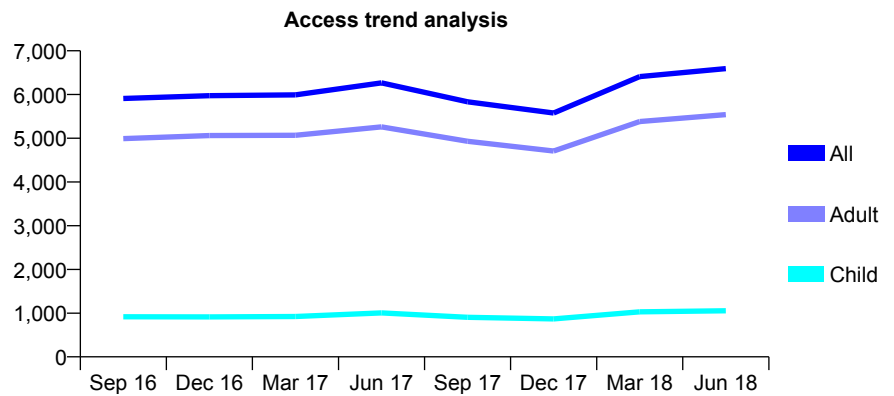
Q70 - Vital Signs At a Glance Contract Report for 146447/0003 - June 2018

Name or company name	Dentapol Ltd
Contract type name	GDS Contract
Purpose of contract	General
Contract start date	01/01/2007
Contract end date	

18/19 Contracted general activity (UDA)	19,806
Carry forward general activity (UDA)	0
18/19 Contracted orthodontic activity (UOA)	0
Carry forward orthodontic activity (UOA)	0
Baseline contract value	£540,876.33

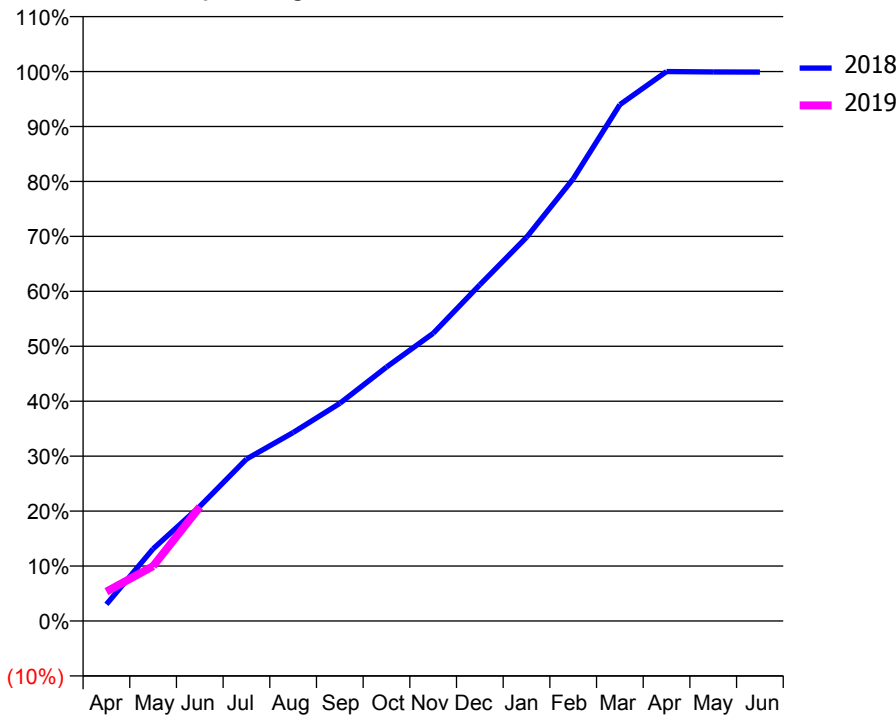
ACCESS*

Patients seen in 24 months	Total	Change since previous quarter
Quarter ending June 2017	6,266	
Quarter ending September 2017	5,833	↓
Quarter ending December 2017	5,576	↓
Quarter ending March 2018	6,411	↑
Quarter ending June 2018	6,593	↑
Variance since June 2017	5.2%	↑



ACTIVITY

Cumulative percentage of contracted UDA delivered 2018 & 2019



Month	Adjusted Scheduled Activity (UDA)	
	2018	2019
April	601	1,061
May	2,603	1,976
June	4,132	4,113
July	5,839	
August	6,795	
September	7,848	
October	9,155	
November	10,370	
December	12,118	
January	13,829	
February	15,936	
March	18,614	
April	19,802	
May	19,791	
June	19,784	

QUALITY

	Quantity	Base Number	Contract	AT	Region	England
% of FP17s for the same patient ID Re-attending within 3 months - Children	20	400	5.0%	9.7%	11.0%	11.5%
% of FP17s for the same patient ID Re-attending within 3 months - Adults	180	2,033	8.9%	13.9%	15.3%	15.4%
% of FP17s for the same patient ID Re-attending between 3 & 9 months - Children	128	400	32.0%	61.6%	61.2%	58.9%
% of FP17s for the same patient ID Re-attending between 3 & 9 months - Adults	921	2,033	45.3%	53.5%	52.9%	51.6%
% of FP17s for Band 1 Urgent Courses	276	2,062	13.4%	9.8%	9.4%	8.9%
% of FP17s Relating to Free Repair or Replacements	11	2,062	0.5%	0.6%	0.7%	0.8%
% of FP17s Relating to Continuations	8	2,062	0.4%	0.9%	0.9%	0.9%
% of Patients satisfied with the dentistry they have received	6	6	N/A	92.3%	93.6%	93.2%
% of Patients satisfied with the time they had to wait for an appointment	6	6	N/A	89.2%	88.8%	88.8%

* This is based on patients treated on this contract for their most recent course of treatment. Figures in italics indicate the base number of FP17s or Patient Questionnaire responses are less than 100. N/A is shown where the base number of responses is less than 10 during the period. % is calculated as Quantity/Base number*100

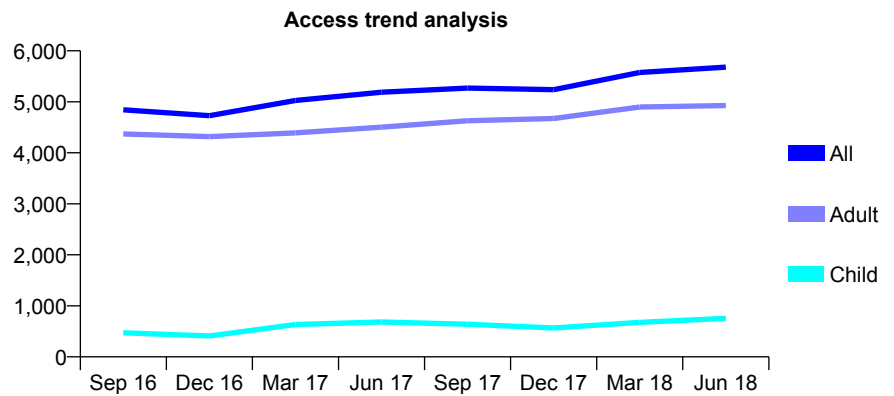
Q70 - Vital Signs At a Glance Contract Report for 146447/0004 - June 2018

Name or company name	Dentapol Ltd
Contract type name	GDS Contract
Purpose of contract	General
Contract start date	01/01/2007
Contract end date	

18/19 Contracted general activity (UDA)	18,910
Carry forward general activity (UDA)	0
18/19 Contracted orthodontic activity (UOA)	0
Carry forward orthodontic activity (UOA)	0
Baseline contract value	£536,769.21

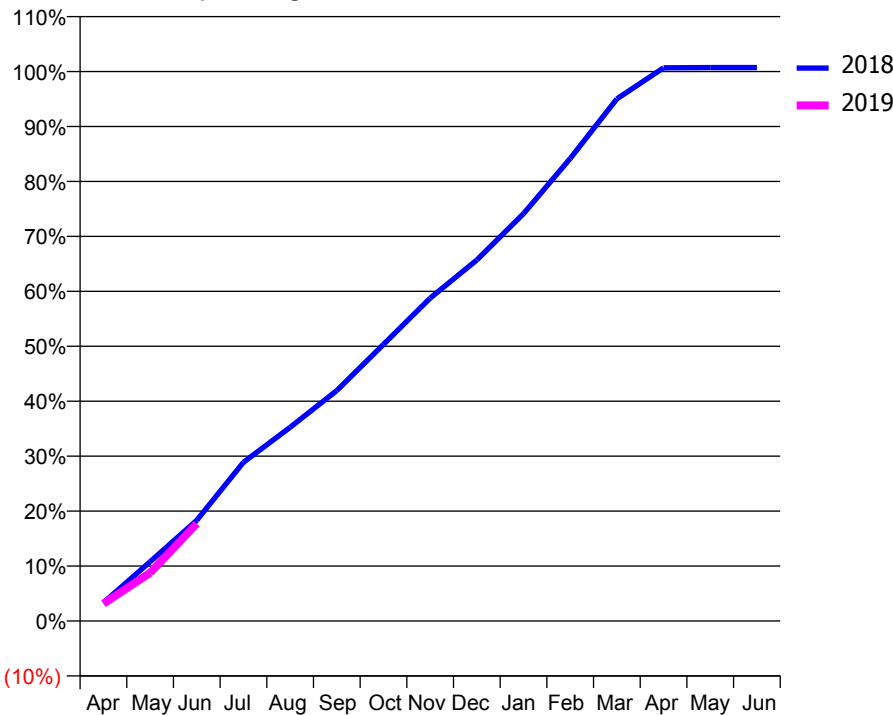
ACCESS*

Patients seen in 24 months	Total	Change since previous quarter
Quarter ending June 2017	5,188	
Quarter ending September 2017	5,268	→
Quarter ending December 2017	5,237	→
Quarter ending March 2018	5,575	↑
Quarter ending June 2018	5,680	→
Variance since June 2017	9.5%	↑



ACTIVITY

Cumulative percentage of contracted UDA delivered 2018 & 2019



Month	Adjusted Scheduled Activity (UDA)	
	2018	2019
April	629	595
May	2,039	1,661
June	3,468	3,353
July	5,463	
August	6,665	
September	7,932	
October	9,521	
November	11,113	
December	12,424	
January	14,018	
February	15,916	
March	17,967	
April	19,036	
May	19,045	
June	19,045	

QUALITY

	Quantity	Base Number	Contract	AT	Region	England
% of FP17s for the same patient ID Re-attending within 3 months - Children	23	279	8.2%	9.7%	11.0%	11.5%
% of FP17s for the same patient ID Re-attending within 3 months - Adults	327	1,791	18.3%	13.9%	15.3%	15.4%
% of FP17s for the same patient ID Re-attending between 3 & 9 months - Children	74	279	26.5%	61.6%	61.2%	58.9%
% of FP17s for the same patient ID Re-attending between 3 & 9 months - Adults	972	1,791	54.3%	53.5%	52.9%	51.6%
% of FP17s for Band 1 Urgent Courses	233	1,711	13.6%	9.8%	9.4%	8.9%
% of FP17s Relating to Free Repair or Replacements	19	1,711	1.1%	0.6%	0.7%	0.8%
% of FP17s Relating to Continuations	23	1,711	1.3%	0.9%	0.9%	0.9%
% of Patients satisfied with the dentistry they have received	5	6	N/A	92.3%	93.6%	93.2%
% of Patients satisfied with the time they had to wait for an appointment	6	6	N/A	89.2%	88.8%	88.8%

* This is based on patients treated on this contract for their most recent course of treatment. Figures in italics indicate the base number of FP17s or Patient Questionnaire responses are less than 100. N/A is shown where the base number of responses is less than 10 during the period. % is calculated as Quantity/Base number*100

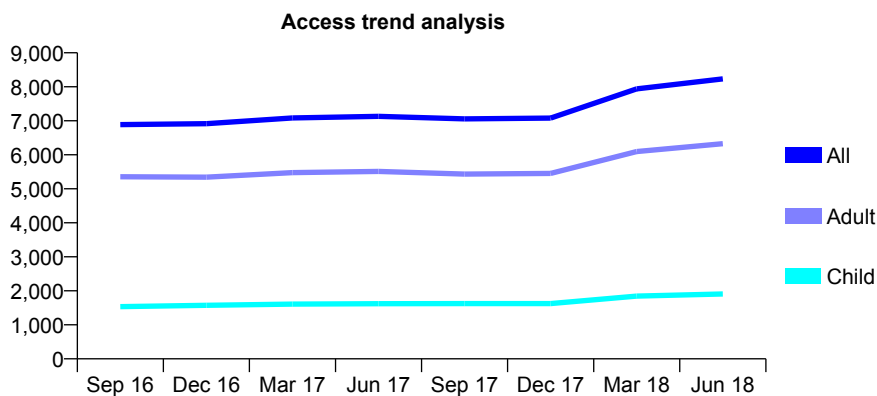
Q70 - Vital Signs At a Glance Contract Report for 146447/0005 - June 2018

Name or company name	Dr Patrycja Drozdziel
Contract type name	GDS Contract
Purpose of contract	General
Contract start date	01/01/2009
Contract end date	

18/19 Contracted general activity (UDA)	21,000
Carry forward general activity (UDA)	0
18/19 Contracted orthodontic activity (UOA)	0
Carry forward orthodontic activity (UOA)	0
Baseline contract value	£456,537.78

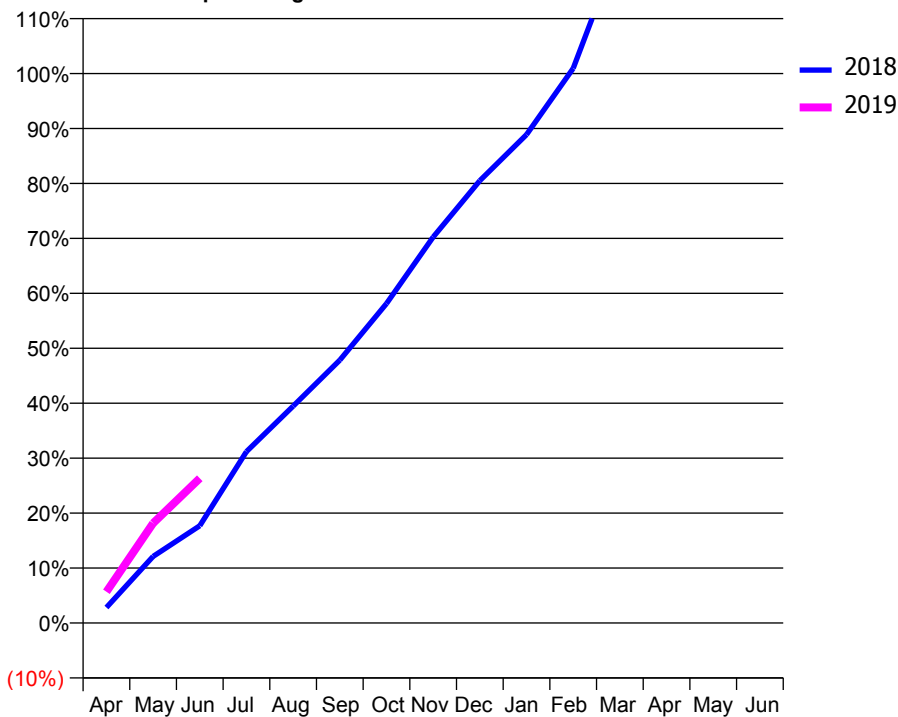
ACCESS*

Patients seen in 24 months	Total	Change since previous quarter
Quarter ending June 2017	7,130	
Quarter ending September 2017	7,057	↓
Quarter ending December 2017	7,079	→
Quarter ending March 2018	7,940	↑
Quarter ending June 2018	8,235	↑
Variance since June 2017	15.5%	↑



ACTIVITY

Cumulative percentage of contracted UDA delivered 2018 & 2019



Adjusted Scheduled Activity (UDA)		
Month	2018	2019
April	592	1,197
May	2,544	3,814
June	3,717	5,532
July	6,551	
August	8,289	
September	10,047	
October	12,208	
November	14,751	
December	16,907	
January	18,664	
February	21,198	
March	25,872	
April	26,828	
May	26,832	
June	26,832	

QUALITY

	Quantity	Base Number	Contract	AT	Region	England
% of FP17s for the same patient ID Re-attending within 3 months - Children	40	710	5.6%	9.7%	11.0%	11.5%
% of FP17s for the same patient ID Re-attending within 3 months - Adults	240	2,400	10.0%	13.9%	15.3%	15.4%
% of FP17s for the same patient ID Re-attending between 3 & 9 months - Children	463	710	65.2%	61.6%	61.2%	58.9%
% of FP17s for the same patient ID Re-attending between 3 & 9 months - Adults	1,445	2,400	60.2%	53.5%	52.9%	51.6%
% of FP17s for Band 1 Urgent Courses	163	2,737	6.0%	9.8%	9.4%	8.9%
% of FP17s Relating to Free Repair or Replacements	23	2,737	0.8%	0.6%	0.7%	0.8%
% of FP17s Relating to Continuations	23	2,737	0.8%	0.9%	0.9%	0.9%
% of Patients satisfied with the dentistry they have received	10	11	90.9%	92.3%	93.6%	93.2%
% of Patients satisfied with the time they had to wait for an appointment	11	11	100.0%	89.2%	88.8%	88.8%

* This is based on patients treated on this contract for their most recent course of treatment. Figures in italics indicate the base number of FP17s or Patient Questionnaire responses are less than 100. N/A is shown where the base number of responses is less than 10 during the period. % is calculated as Quantity/Base number*100

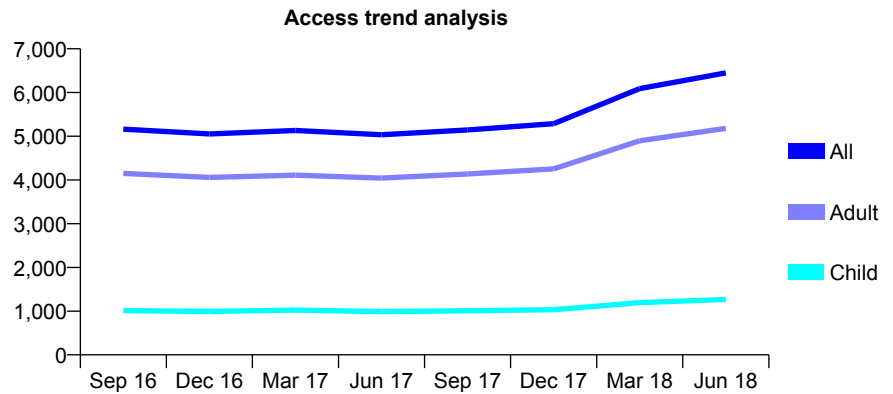
Q70 - Vital Signs At a Glance Contract Report for 146447/0006 - June 2018

Name or company name	Dentapol Ltd
Contract type name	PDS Plus Contract
Purpose of contract	General
Contract start date	01/12/2010
Contract end date	30/11/2020

18/19 Contracted general activity (UDA)	13,000
Carry forward general activity (UDA)	0
18/19 Contracted orthodontic activity (UOA)	0
Carry forward orthodontic activity (UOA)	0
Baseline contract value	£220,271.17

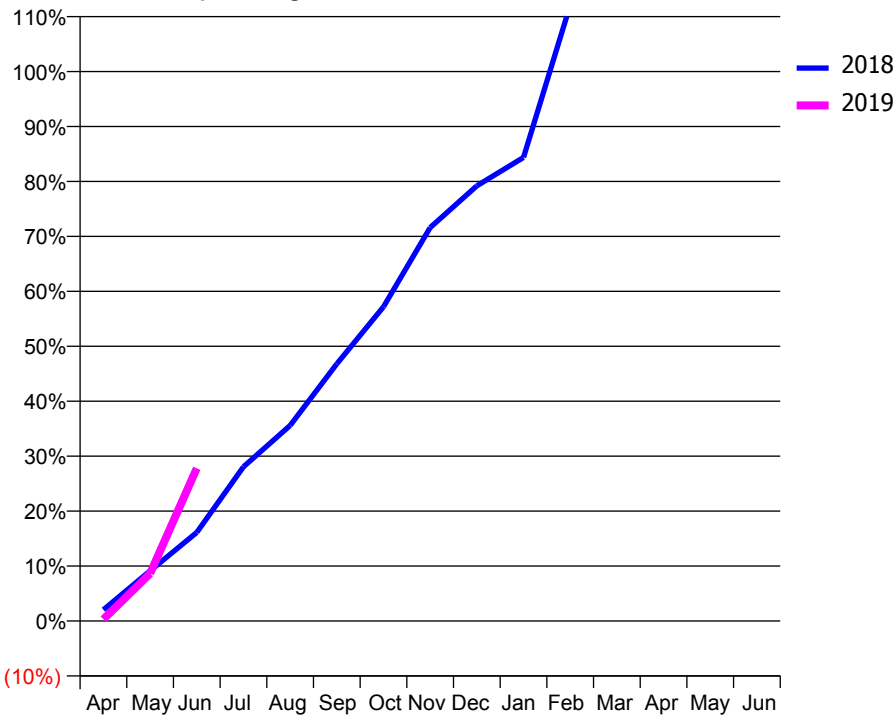
ACCESS*

Patients seen in 24 months	Total	Change since previous quarter
Quarter ending June 2017	5,033	
Quarter ending September 2017	5,143	↑
Quarter ending December 2017	5,286	↑
Quarter ending March 2018	6,089	↑
Quarter ending June 2018	6,448	↑
Variance since June 2017	28.1%	↑



ACTIVITY

Cumulative percentage of contracted UDA delivered 2018 & 2019



Month	Adjusted Scheduled Activity (UDA)	
	2018	2019
April	267	43
May	1,189	1,123
June	2,098	3,614
July	3,648	
August	4,627	
September	6,083	
October	7,434	
November	9,308	
December	10,296	
January	10,967	
February	14,568	
March	16,557	
April	17,394	
May	17,418	
June	17,416	

QUALITY

	Quantity	Base Number	Contract	AT	Region	England
% of FP17s for the same patient ID Re-attending within 3 months - Children	21	423	5.0%	9.7%	11.0%	11.5%
% of FP17s for the same patient ID Re-attending within 3 months - Adults	193	1,817	10.6%	13.9%	15.3%	15.4%
% of FP17s for the same patient ID Re-attending between 3 & 9 months - Children	249	423	58.9%	61.6%	61.2%	58.9%
% of FP17s for the same patient ID Re-attending between 3 & 9 months - Adults	902	1,817	49.6%	53.5%	52.9%	51.6%
% of FP17s for Band 1 Urgent Courses	140	1,825	7.7%	9.8%	9.4%	8.9%
% of FP17s Relating to Free Repair or Replacements	16	1,825	0.9%	0.6%	0.7%	0.8%
% of FP17s Relating to Continuations	18	1,825	1.0%	0.9%	0.9%	0.9%
% of Patients satisfied with the dentistry they have received	5	6	N/A	92.3%	93.6%	93.2%
% of Patients satisfied with the time they had to wait for an appointment	5	6	N/A	89.2%	88.8%	88.8%

* This is based on patients treated on this contract for their most recent course of treatment. Figures in italics indicate the base number of FP17s or Patient Questionnaire responses are less than 100. N/A is shown where the base number of responses is less than 10 during the period. % is calculated as Quantity/Base number*100

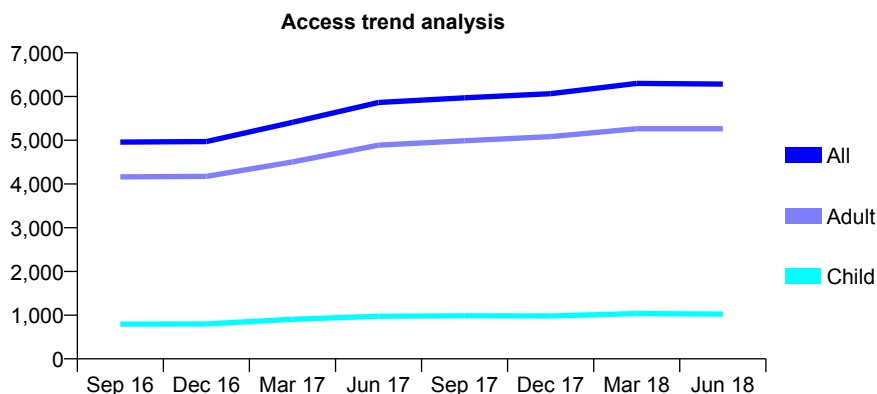
Q70 - Vital Signs At a Glance Contract Report for 146447/0007 - June 2018

Name or company name	Dentapol Ltd
Contract type name	PDS Plus Contract
Purpose of contract	General
Contract start date	01/12/2010
Contract end date	30/11/2020

18/19 Contracted general activity (UDA)	16,400
Carry forward general activity (UDA)	0
18/19 Contracted orthodontic activity (UOA)	0
Carry forward orthodontic activity (UOA)	0
Baseline contract value	£279,693.36

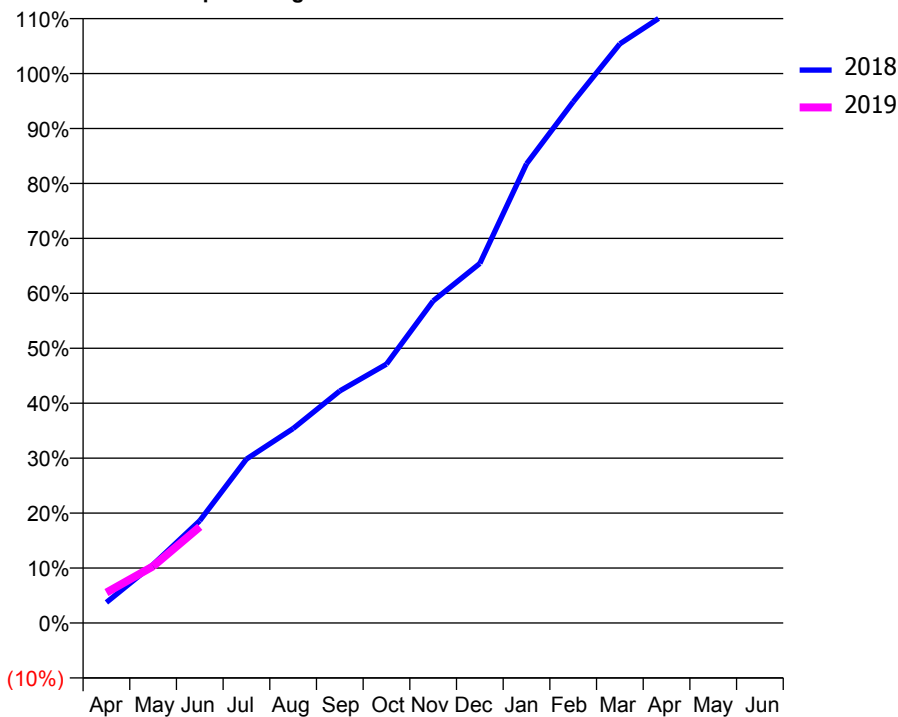
ACCESS*

Patients seen in 24 months	Total	Change since previous quarter
Quarter ending June 2017	5,864	
Quarter ending September 2017	5,972	→
Quarter ending December 2017	6,064	→
Quarter ending March 2018	6,299	↑
Quarter ending June 2018	6,286	→
Variance since June 2017	7.2%	↑



ACTIVITY

Cumulative percentage of contracted UDA delivered 2018 & 2019



Adjusted Scheduled Activity (UDA)		
Month	2018	2019
April	616	911
May	1,743	1,693
June	3,055	2,870
July	4,892	
August	5,804	
September	6,925	
October	7,728	
November	9,611	
December	10,731	
January	13,706	
February	15,554	
March	17,287	
April	18,199	
May	18,186	
June	18,186	

QUALITY

	Quantity	Base Number	Contract	AT	Region	England
% of FP17s for the same patient ID Re-attending within 3 months - Children	25	290	8.6%	9.7%	11.0%	11.5%
% of FP17s for the same patient ID Re-attending within 3 months - Adults	213	1,478	14.4%	13.9%	15.3%	15.4%
% of FP17s for the same patient ID Re-attending between 3 & 9 months - Children	182	290	62.8%	61.6%	61.2%	58.9%
% of FP17s for the same patient ID Re-attending between 3 & 9 months - Adults	813	1,478	55.0%	53.5%	52.9%	51.6%
% of FP17s for Band 1 Urgent Courses	152	1,378	11.0%	9.8%	9.4%	8.9%
% of FP17s Relating to Free Repair or Replacements	10	1,378	0.7%	0.6%	0.7%	0.8%
% of FP17s Relating to Continuations	7	1,378	0.5%	0.9%	0.9%	0.9%
% of Patients satisfied with the dentistry they have received	10	11	90.9%	92.3%	93.6%	93.2%
% of Patients satisfied with the time they had to wait for an appointment	10	11	90.9%	89.2%	88.8%	88.8%

* This is based on patients treated on this contract for their most recent course of treatment. Figures in italics indicate the base number of FP17s or Patient Questionnaire responses are less than 100. N/A is shown where the base number of responses is less than 10 during the period. % is calculated as Quantity/Base number*100

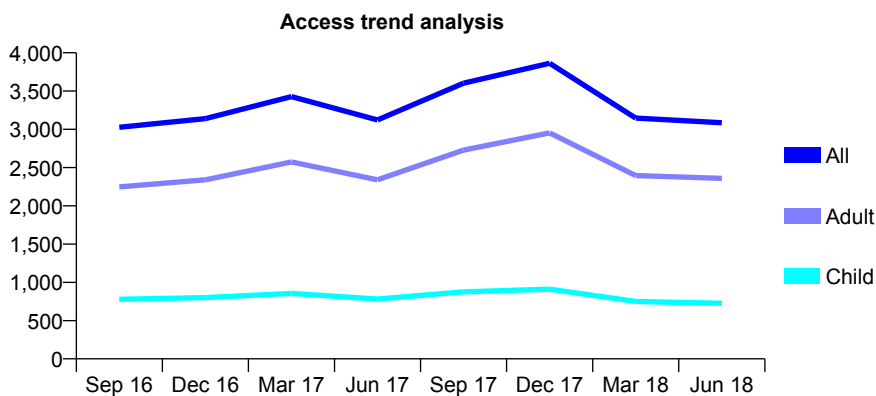
Q70 - Vital Signs At a Glance Contract Report for 146447/0008 - June 2018

Name or company name	Dentapol Ltd
Contract type name	PDS Plus Contract
Purpose of contract	General
Contract start date	01/02/2011
Contract end date	30/11/2020

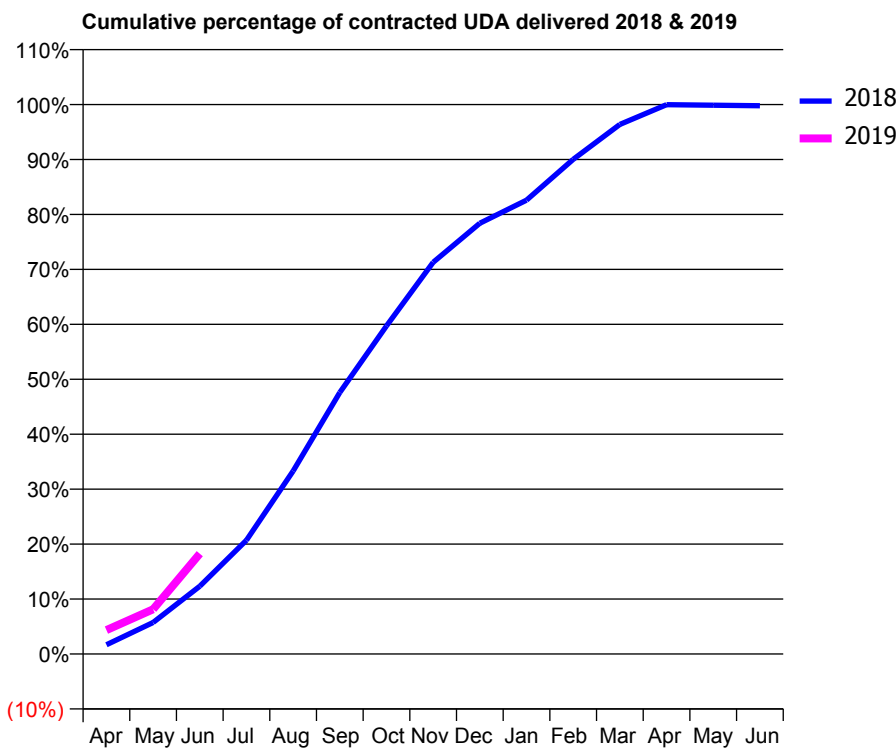
18/19 Contracted general activity (UDA)	9,000
Carry forward general activity (UDA)	0
18/19 Contracted orthodontic activity (UOA)	0
Carry forward orthodontic activity (UOA)	0
Baseline contract value	£152,495.42

ACCESS*

Patients seen in 24 months	Total	Change since previous quarter
Quarter ending June 2017	3,122	
Quarter ending September 2017	3,604	↑
Quarter ending December 2017	3,863	↑
Quarter ending March 2018	3,146	↓
Quarter ending June 2018	3,085	↓
Variance since June 2017	(1.2%)	↓



ACTIVITY



Month	Adjusted Scheduled Activity (UDA)	
	2018	2019
April	151	392
May	516	734
June	1,110	1,642
July	1,863	
August	2,997	
September	4,284	
October	5,375	
November	6,416	
December	7,054	
January	7,434	
February	8,102	
March	8,674	
April	8,997	
May	8,987	
June	8,980	

QUALITY

	Quantity	Base Number	Contract	AT	Region	England
% of FP17s for the same patient ID Re-attending within 3 months - Children	3	274	1.1%	9.7%	11.0%	11.5%
% of FP17s for the same patient ID Re-attending within 3 months - Adults	22	805	2.7%	13.9%	15.3%	15.4%
% of FP17s for the same patient ID Re-attending between 3 & 9 months - Children	97	274	35.4%	61.6%	61.2%	58.9%
% of FP17s for the same patient ID Re-attending between 3 & 9 months - Adults	195	805	24.2%	53.5%	52.9%	51.6%
% of FP17s for Band 1 Urgent Courses	102	945	10.8%	9.8%	9.4%	8.9%
% of FP17s Relating to Free Repair or Replacements	3	945	0.3%	0.6%	0.7%	0.8%
% of FP17s Relating to Continuations	0	945	0.0%	0.9%	0.9%	0.9%
% of Patients satisfied with the dentistry they have received	5	10	50.0%	92.3%	93.6%	93.2%
% of Patients satisfied with the time they had to wait for an appointment	7	10	70.0%	89.2%	88.8%	88.8%

* This is based on patients treated on this contract for their most recent course of treatment. Figures in italics indicate the base number of FP17s or Patient Questionnaire responses are less than 100. N/A is shown where the base number of responses is less than 10 during the period. % is calculated as Quantity/Base number*100

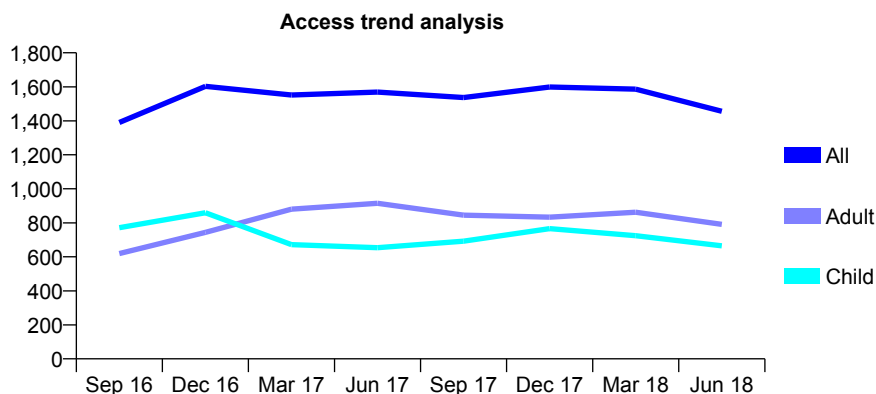
Q70 - Vital Signs At a Glance Contract Report for 146447/0009 - June 2018

Name or company name	Dentapol Ltd
Contract type name	PDS Plus Contract
Purpose of contract	General
Contract start date	01/02/2011
Contract end date	30/11/2020

18/19 Contracted general activity (UDA)	3,000
Carry forward general activity (UDA)	0
18/19 Contracted orthodontic activity (UOA)	0
Carry forward orthodontic activity (UOA)	0
Baseline contract value	£50,831.80

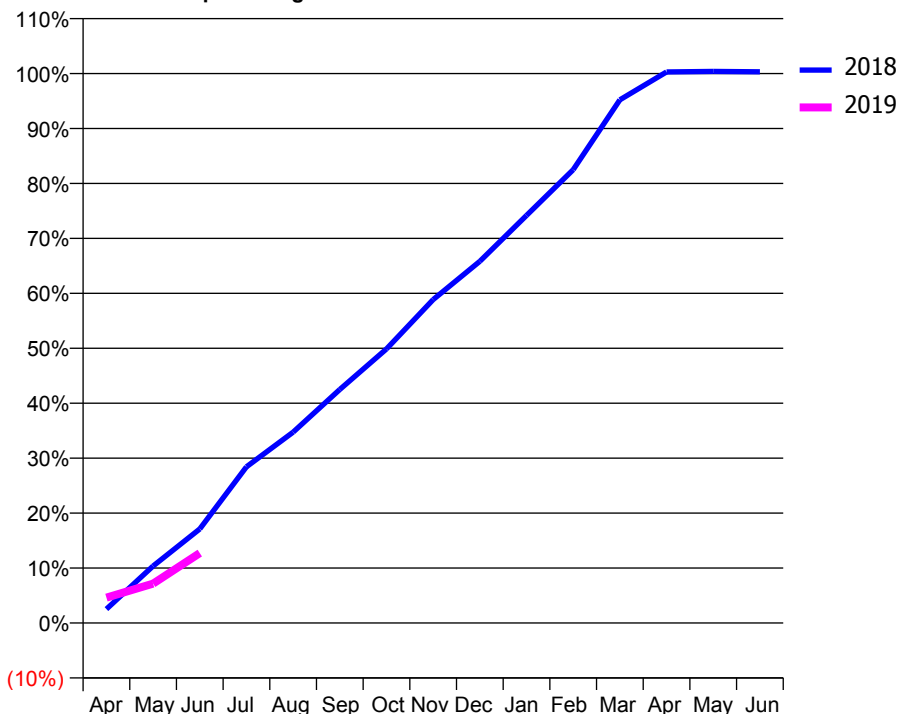
ACCESS*

Patients seen in 24 months	Total	Change since previous quarter
Quarter ending June 2017	1,569	
Quarter ending September 2017	1,537	↓
Quarter ending December 2017	1,599	↑
Quarter ending March 2018	1,586	→
Quarter ending June 2018	1,456	↓
Variance since June 2017	(7.2%)	↓



ACTIVITY

Cumulative percentage of contracted UDA delivered 2018 & 2019



Adjusted Scheduled Activity (UDA)

Month	2018	2019
April	76	139
May	311	215
June	513	382
July	853	
August	1,042	
September	1,275	
October	1,497	
November	1,766	
December	1,975	
January	2,225	
February	2,475	
March	2,856	
April	3,008	
May	3,011	
June	3,009	

QUALITY

	Quantity	Base Number	Contract	AT	Region	England
% of FP17s for the same patient ID Re-attending within 3 months - Children	2	173	1.2%	9.7%	11.0%	11.5%
% of FP17s for the same patient ID Re-attending within 3 months - Adults	2	208	1.0%	13.9%	15.3%	15.4%
% of FP17s for the same patient ID Re-attending between 3 & 9 months - Children	94	173	54.3%	61.6%	61.2%	58.9%
% of FP17s for the same patient ID Re-attending between 3 & 9 months - Adults	33	208	15.9%	53.5%	52.9%	51.6%
% of FP17s for Band 1 Urgent Courses	10	301	3.3%	9.8%	9.4%	8.9%
% of FP17s Relating to Free Repair or Replacements	1	301	0.3%	0.6%	0.7%	0.8%
% of FP17s Relating to Continuations	1	301	0.3%	0.9%	0.9%	0.9%
% of Patients satisfied with the dentistry they have received	2	2	N/A	92.3%	93.6%	93.2%
% of Patients satisfied with the time they had to wait for an appointment	2	2	N/A	89.2%	88.8%	88.8%

* This is based on patients treated on this contract for their most recent course of treatment. Figures in italics indicate the base number of FP17s or Patient Questionnaire responses are less than 100. N/A is shown where the base number of responses is less than 10 during the period. % is calculated as Quantity/Base number*100

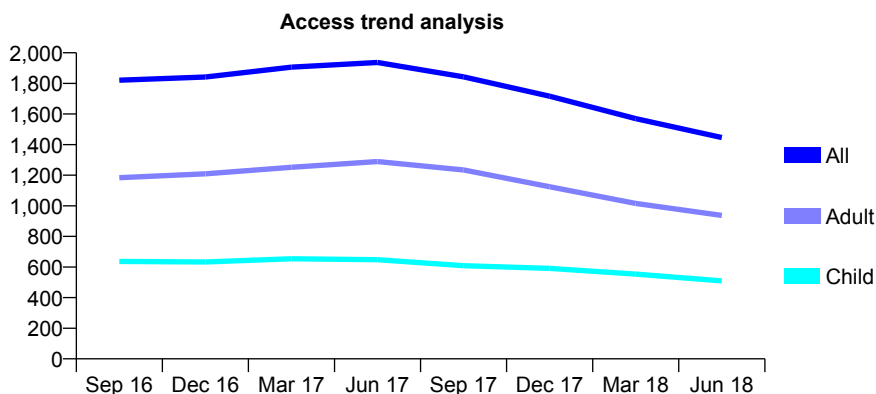
Q70 - Vital Signs At a Glance Contract Report for 147133/0001 - June 2018

Name or company name	Royal Terrace Dental Practice
Contract type name	GDS Contract
Purpose of contract	General
Contract start date	01/04/2015
Contract end date	

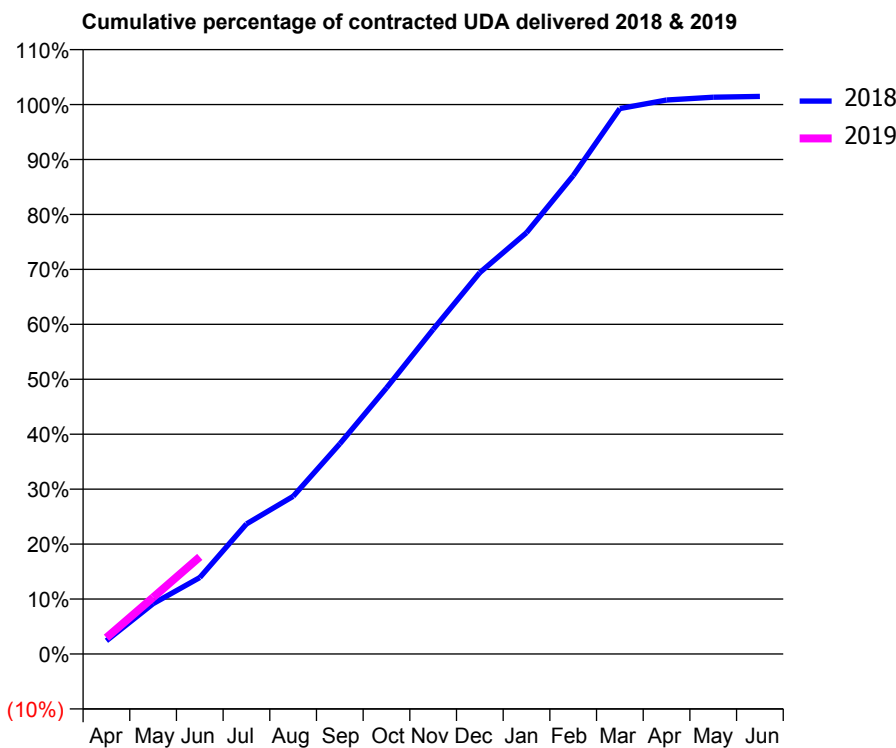
18/19 Contracted general activity (UDA)	2,883
Carry forward general activity (UDA)	0
18/19 Contracted orthodontic activity (UOA)	0
Carry forward orthodontic activity (UOA)	0
Baseline contract value	£67,894.36

ACCESS*

Patients seen in 24 months	Total	Change since previous quarter
Quarter ending June 2017	1,937	
Quarter ending September 2017	1,843	↓
Quarter ending December 2017	1,716	↓
Quarter ending March 2018	1,570	↓
Quarter ending June 2018	1,446	↓
Variance since June 2017	(25.3%)	↓



ACTIVITY



Adjusted Scheduled Activity (UDA)		
Month	2018	2019
April	69	86
May	264	297
June	401	510
July	683	
August	828	
September	1,103	
October	1,396	
November	1,703	
December	2,001	
January	2,210	
February	2,510	
March	2,862	
April	2,906	
May	2,921	
June	2,925	

QUALITY

	Quantity	Base Number	Contract	AT	Region	England
% of FP17s for the same patient ID Re-attending within 3 months - Children	5	112	4.5%	9.7%	11.0%	11.5%
% of FP17s for the same patient ID Re-attending within 3 months - Adults	37	192	19.3%	13.9%	15.3%	15.4%
% of FP17s for the same patient ID Re-attending between 3 & 9 months - Children	43	112	38.4%	61.6%	61.2%	58.9%
% of FP17s for the same patient ID Re-attending between 3 & 9 months - Adults	73	192	38.0%	53.5%	52.9%	51.6%
% of FP17s for Band 1 Urgent Courses	39	270	14.4%	9.8%	9.4%	8.9%
% of FP17s Relating to Free Repair or Replacements	6	270	2.2%	0.6%	0.7%	0.8%
% of FP17s Relating to Continuations	1	270	0.4%	0.9%	0.9%	0.9%
% of Patients satisfied with the dentistry they have received	1	2	N/A	92.3%	93.6%	93.2%
% of Patients satisfied with the time they had to wait for an appointment	2	2	N/A	89.2%	88.8%	88.8%

* This is based on patients treated on this contract for their most recent course of treatment. Figures in italics indicate the base number of FP17s or Patient Questionnaire responses are less than 100. N/A is shown where the base number of responses is less than 10 during the period. % is calculated as Quantity/Base number*100

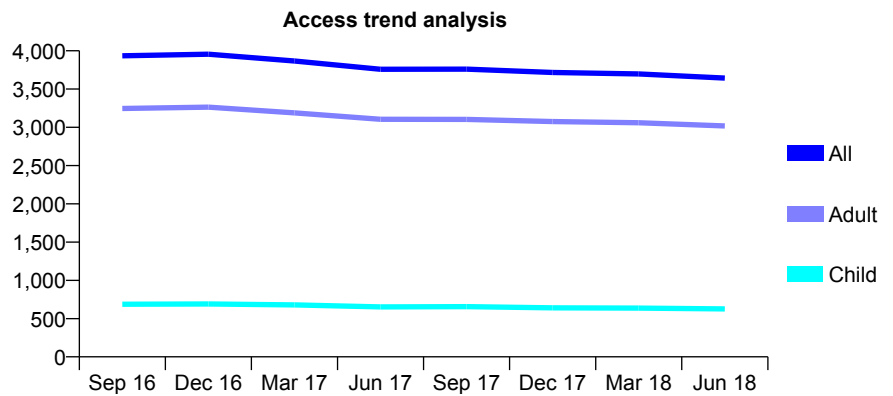
Q70 - Vital Signs At a Glance Contract Report for 147435/0001 - June 2018

Name or company name	Fieldream Ltd
Contract type name	GDS Contract
Purpose of contract	General
Contract start date	01/08/2007
Contract end date	

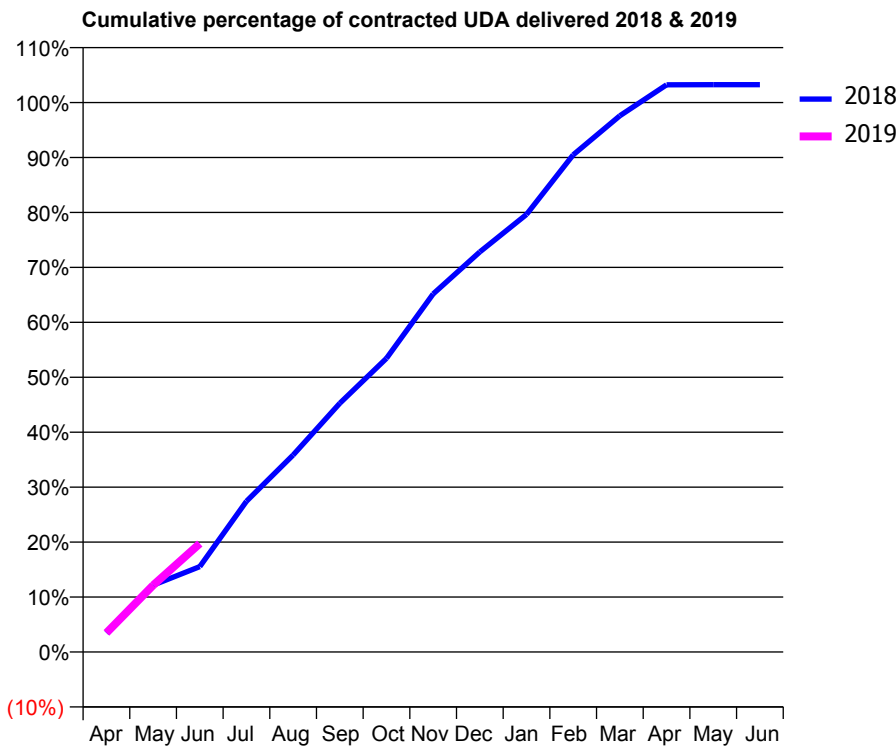
18/19 Contracted general activity (UDA)	13,238
Carry forward general activity (UDA)	0
18/19 Contracted orthodontic activity (UOA)	0
Carry forward orthodontic activity (UOA)	0
Baseline contract value	£291,859.01

ACCESS*

Patients seen in 24 months	Total	Change since previous quarter
Quarter ending June 2017	3,758	
Quarter ending September 2017	3,760	→
Quarter ending December 2017	3,716	↓
Quarter ending March 2018	3,697	→
Quarter ending June 2018	3,644	↓
Variance since June 2017	(3.0%)	↓



ACTIVITY



Month	Adjusted Scheduled Activity (UDA)	
	2018	2019
April	459	461
May	1,611	1,608
June	2,056	2,613
July	3,632	
August	4,747	
September	5,993	
October	7,077	
November	8,628	
December	9,638	
January	10,543	
February	11,979	
March	12,917	
April	13,664	
May	13,666	
June	13,666	

QUALITY

	Quantity	Base Number	Contract	AT	Region	England
% of FP17s for the same patient ID Re-attending within 3 months - Children	18	253	7.1%	9.7%	11.0%	11.5%
% of FP17s for the same patient ID Re-attending within 3 months - Adults	147	1,157	12.7%	13.9%	15.3%	15.4%
% of FP17s for the same patient ID Re-attending between 3 & 9 months - Children	176	253	69.6%	61.6%	61.2%	58.9%
% of FP17s for the same patient ID Re-attending between 3 & 9 months - Adults	768	1,157	66.4%	53.5%	52.9%	51.6%
% of FP17s for Band 1 Urgent Courses	40	1,113	3.6%	9.8%	9.4%	8.9%
% of FP17s Relating to Free Repair or Replacements	5	1,113	0.4%	0.6%	0.7%	0.8%
% of FP17s Relating to Continuations	11	1,113	1.0%	0.9%	0.9%	0.9%
% of Patients satisfied with the dentistry they have received	8	9	N/A	92.3%	93.6%	93.2%
% of Patients satisfied with the time they had to wait for an appointment	9	9	N/A	89.2%	88.8%	88.8%

* This is based on patients treated on this contract for their most recent course of treatment. Figures in italics indicate the base number of FP17s or Patient Questionnaire responses are less than 100. N/A is shown where the base number of responses is less than 10 during the period. % is calculated as Quantity/Base number*100

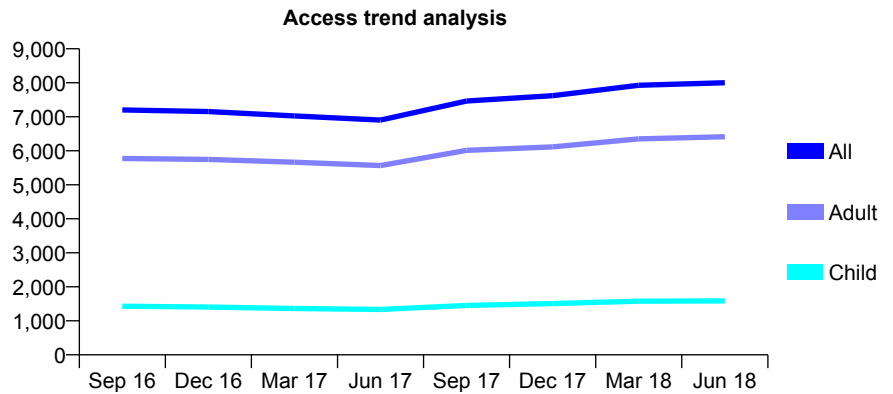
Q70 - Vital Signs At a Glance Contract Report for 149802/0001 - June 2018

Name or company name	Dental Care Centre
Contract type name	GDS Contract
Purpose of contract	General
Contract start date	01/11/2009
Contract end date	

18/19 Contracted general activity (UDA)	23,000
Carry forward general activity (UDA)	0
18/19 Contracted orthodontic activity (UOA)	0
Carry forward orthodontic activity (UOA)	0
Baseline contract value	£577,584.57

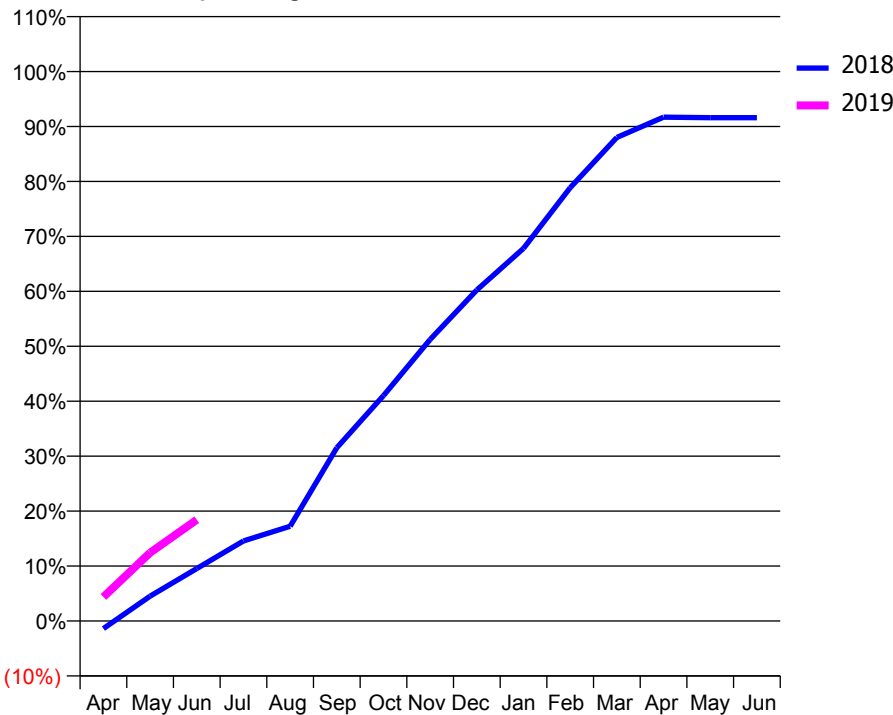
ACCESS*

Patients seen in 24 months	Total	Change since previous quarter
Quarter ending June 2017	6,903	
Quarter ending September 2017	7,466	↑
Quarter ending December 2017	7,622	↑
Quarter ending March 2018	7,928	↑
Quarter ending June 2018	8,001	→
Variance since June 2017	15.9%	↑



ACTIVITY

Cumulative percentage of contracted UDA delivered 2018 & 2019



Month	Adjusted Scheduled Activity (UDA)	
	2018	2019
April	-320	1,006
May	1,042	2,861
June	2,194	4,241
July	3,350	
August	3,967	
September	7,252	
October	9,437	
November	11,785	
December	13,856	
January	15,598	
February	18,136	
March	20,243	
April	21,089	
May	21,065	
June	21,066	

QUALITY

	Quantity	Base Number	Contract	AT	Region	England
% of FP17s for the same patient ID Re-attending within 3 months - Children	22	544	4.0%	9.7%	11.0%	11.5%
% of FP17s for the same patient ID Re-attending within 3 months - Adults	163	1,976	8.2%	13.9%	15.3%	15.4%
% of FP17s for the same patient ID Re-attending between 3 & 9 months - Children	367	544	67.5%	61.6%	61.2%	58.9%
% of FP17s for the same patient ID Re-attending between 3 & 9 months - Adults	1,204	1,976	60.9%	53.5%	52.9%	51.6%
% of FP17s for Band 1 Urgent Courses	99	2,208	4.5%	9.8%	9.4%	8.9%
% of FP17s Relating to Free Repair or Replacements	10	2,208	0.5%	0.6%	0.7%	0.8%
% of FP17s Relating to Continuations	3	2,208	0.1%	0.9%	0.9%	0.9%
% of Patients satisfied with the dentistry they have received	6	6	N/A	92.3%	93.6%	93.2%
% of Patients satisfied with the time they had to wait for an appointment	6	6	N/A	89.2%	88.8%	88.8%

* This is based on patients treated on this contract for their most recent course of treatment. Figures in italics indicate the base number of FP17s or Patient Questionnaire responses are less than 100. N/A is shown where the base number of responses is less than 10 during the period. % is calculated as Quantity/Base number*100

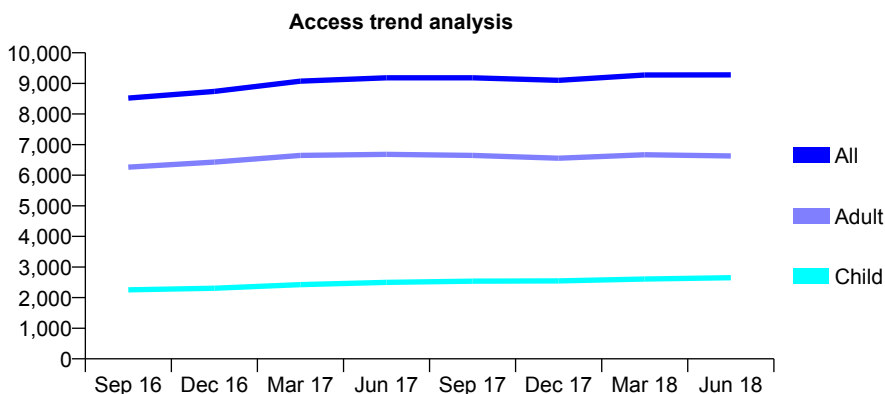
Q70 - Vital Signs At a Glance Contract Report for 149802/0003 - June 2018

Name or company name	Dental Care Centre
Contract type name	GDS Contract
Purpose of contract	General
Contract start date	15/06/2010
Contract end date	

18/19 Contracted general activity (UDA)	23,000
Carry forward general activity (UDA)	0
18/19 Contracted orthodontic activity (UOA)	0
Carry forward orthodontic activity (UOA)	0
Baseline contract value	£582,068.75

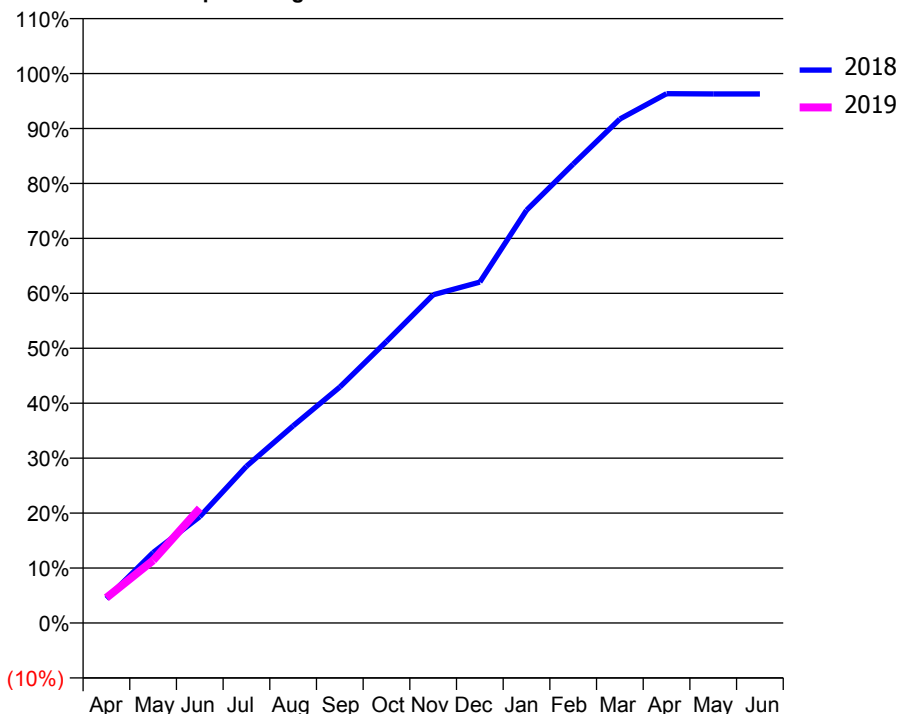
ACCESS*

Patients seen in 24 months	Total	Change since previous quarter
Quarter ending June 2017	9,181	
Quarter ending September 2017	9,183	→
Quarter ending December 2017	9,101	→
Quarter ending March 2018	9,276	→
Quarter ending June 2018	9,281	→
Variance since June 2017	1.1%	→



ACTIVITY

Cumulative percentage of contracted UDA delivered 2018 & 2019



Adjusted Scheduled Activity (UDA)

Month	2018	2019
April	1,021	1,060
May	2,949	2,620
June	4,452	4,802
July	6,561	
August	8,254	
September	9,876	
October	11,786	
November	13,740	
December	14,268	
January	17,276	
February	19,208	
March	21,095	
April	22,156	
May	22,146	
June	22,144	

QUALITY

	Quantity	Base Number	Contract	AT	Region	England
% of FP17s for the same patient ID Re-attending within 3 months - Children	50	998	5.0%	9.7%	11.0%	11.5%
% of FP17s for the same patient ID Re-attending within 3 months - Adults	264	2,167	12.2%	13.9%	15.3%	15.4%
% of FP17s for the same patient ID Re-attending between 3 & 9 months - Children	618	998	61.9%	61.6%	61.2%	58.9%
% of FP17s for the same patient ID Re-attending between 3 & 9 months - Adults	1,226	2,167	56.6%	53.5%	52.9%	51.6%
% of FP17s for Band 1 Urgent Courses	173	2,631	6.6%	9.8%	9.4%	8.9%
% of FP17s Relating to Free Repair or Replacements	21	2,631	0.8%	0.6%	0.7%	0.8%
% of FP17s Relating to Continuations	12	2,631	0.5%	0.9%	0.9%	0.9%
% of Patients satisfied with the dentistry they have received	7	7	N/A	92.3%	93.6%	93.2%
% of Patients satisfied with the time they had to wait for an appointment	7	7	N/A	89.2%	88.8%	88.8%

* This is based on patients treated on this contract for their most recent course of treatment. Figures in italics indicate the base number of FP17s or Patient Questionnaire responses are less than 100. N/A is shown where the base number of responses is less than 10 during the period. % is calculated as Quantity/Base number*100

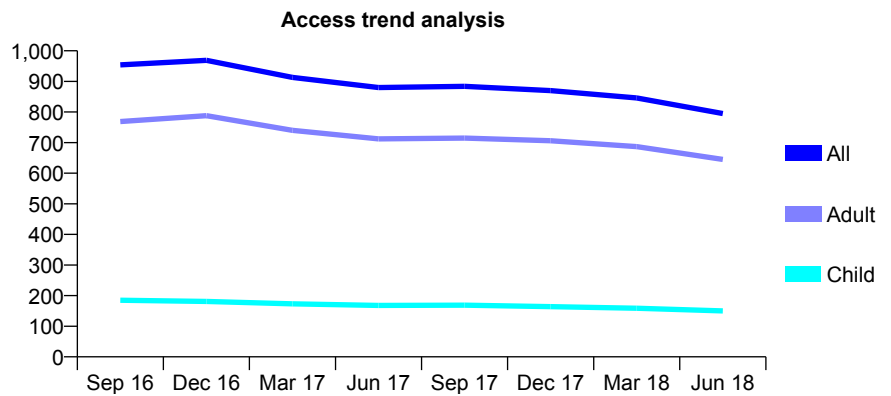
Q70 - Vital Signs At a Glance Contract Report for 151041/0001 - June 2018

Name or company name	Dr Sravan Arcot
Contract type name	GDS Contract
Purpose of contract	General
Contract start date	05/12/2014
Contract end date	

18/19 Contracted general activity (UDA)	3,587
Carry forward general activity (UDA)	0
18/19 Contracted orthodontic activity (UOA)	0
Carry forward orthodontic activity (UOA)	0
Baseline contract value	£103,767.86

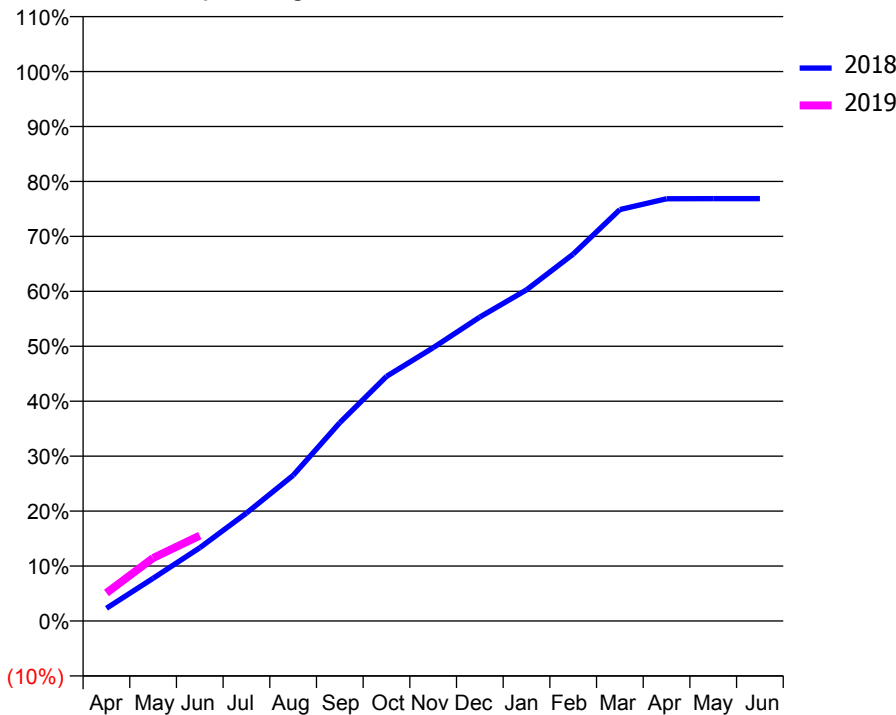
ACCESS*

Patients seen in 24 months	Total	Change since previous quarter
Quarter ending June 2017	880	
Quarter ending September 2017	884	→
Quarter ending December 2017	870	↓
Quarter ending March 2018	846	↓
Quarter ending June 2018	795	↓
Variance since June 2017	(9.7%)	↓



ACTIVITY

Cumulative percentage of contracted UDA delivered 2018 & 2019



Month	Adjusted Scheduled Activity (UDA)	
	2018	2019
April	83	183
May	279	411
June	479	558
July	705	
August	951	
September	1,295	
October	1,597	
November	1,784	
December	1,984	
January	2,162	
February	2,395	
March	2,685	
April	2,756	
May	2,758	
June	2,758	

QUALITY

	Quantity	Base Number	Contract	AT	Region	England
% of FP17s for the same patient ID Re-attending within 3 months - Children	2	50	4.0%	9.7%	11.0%	11.5%
% of FP17s for the same patient ID Re-attending within 3 months - Adults	47	209	22.5%	13.9%	15.3%	15.4%
% of FP17s for the same patient ID Re-attending between 3 & 9 months - Children	35	50	70.0%	61.6%	61.2%	58.9%
% of FP17s for the same patient ID Re-attending between 3 & 9 months - Adults	84	209	40.2%	53.5%	52.9%	51.6%
% of FP17s for Band 1 Urgent Courses	23	224	10.3%	9.8%	9.4%	8.9%
% of FP17s Relating to Free Repair or Replacements	9	224	4.0%	0.6%	0.7%	0.8%
% of FP17s Relating to Continuations	0	224	0.0%	0.9%	0.9%	0.9%
% of Patients satisfied with the dentistry they have received	1	2	N/A	92.3%	93.6%	93.2%
% of Patients satisfied with the time they had to wait for an appointment	2	2	N/A	89.2%	88.8%	88.8%

* This is based on patients treated on this contract for their most recent course of treatment. Figures in italics indicate the base number of FP17s or Patient Questionnaire responses are less than 100. N/A is shown where the base number of responses is less than 10 during the period. % is calculated as Quantity/Base number*100

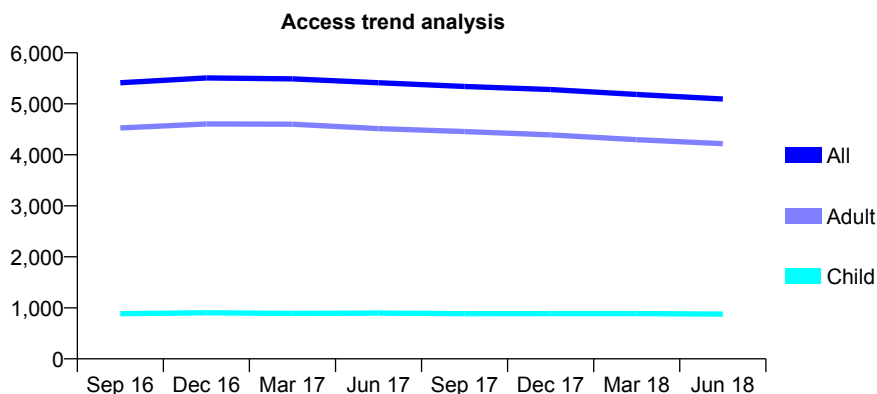
Q70 - Vital Signs At a Glance Contract Report for 155020/0001 - June 2018

Name or company name	Old Christchurch Road Partnership
Contract type name	GDS Contract
Purpose of contract	General
Contract start date	01/04/2006
Contract end date	

18/19 Contracted general activity (UDA)	15,383
Carry forward general activity (UDA)	0
18/19 Contracted orthodontic activity (UOA)	0
Carry forward orthodontic activity (UOA)	0
Baseline contract value	£462,497.12

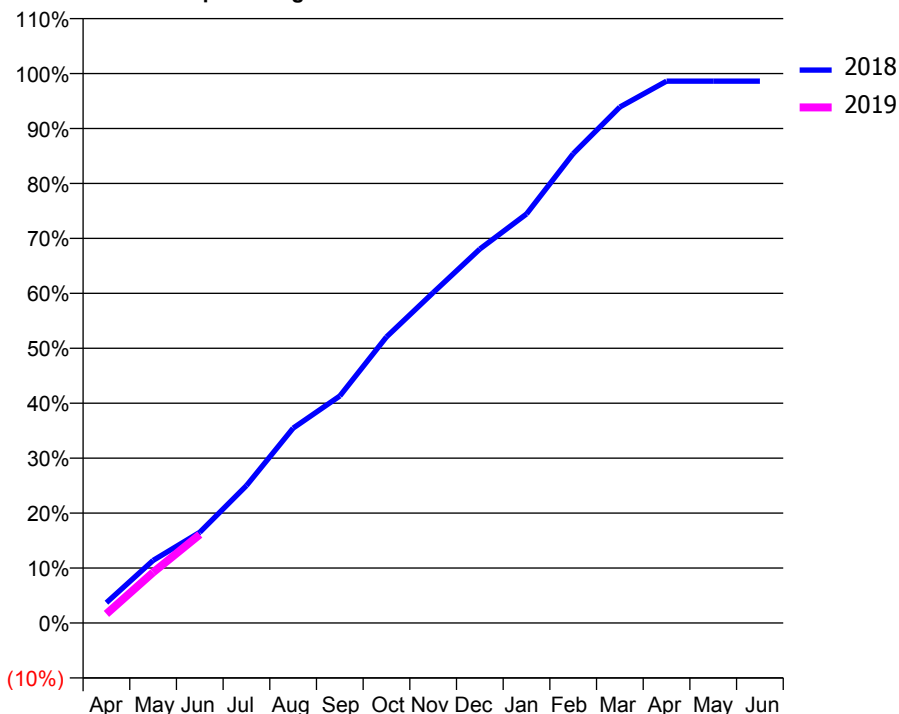
ACCESS*

Patients seen in 24 months	Total	Change since previous quarter
Quarter ending June 2017	5,413	
Quarter ending September 2017	5,341	↓
Quarter ending December 2017	5,279	↓
Quarter ending March 2018	5,184	↓
Quarter ending June 2018	5,093	↓
Variance since June 2017	(5.9%)	↓



ACTIVITY

Cumulative percentage of contracted UDA delivered 2018 & 2019



Month	Adjusted Scheduled Activity (UDA)	
	2018	2019
April	571	256
May	1,753	1,416
June	2,539	2,475
July	3,848	
August	5,454	
September	6,356	
October	8,009	
November	9,247	
December	10,468	
January	11,451	
February	13,138	
March	14,446	
April	15,169	
May	15,170	
June	15,170	

QUALITY

	Quantity	Base Number	Contract	AT	Region	England
% of FP17s for the same patient ID Re-attending within 3 months - Children	20	283	7.1%	9.7%	11.0%	11.5%
% of FP17s for the same patient ID Re-attending within 3 months - Adults	145	1,094	13.3%	13.9%	15.3%	15.4%
% of FP17s for the same patient ID Re-attending between 3 & 9 months - Children	168	283	59.4%	61.6%	61.2%	58.9%
% of FP17s for the same patient ID Re-attending between 3 & 9 months - Adults	600	1,094	54.8%	53.5%	52.9%	51.6%
% of FP17s for Band 1 Urgent Courses	76	1,148	6.6%	9.8%	9.4%	8.9%
% of FP17s Relating to Free Repair or Replacements	13	1,148	1.1%	0.6%	0.7%	0.8%
% of FP17s Relating to Continuations	19	1,148	1.7%	0.9%	0.9%	0.9%
% of Patients satisfied with the dentistry they have received	3	3	N/A	92.3%	93.6%	93.2%
% of Patients satisfied with the time they had to wait for an appointment	3	3	N/A	89.2%	88.8%	88.8%

* This is based on patients treated on this contract for their most recent course of treatment. Figures in italics indicate the base number of FP17s or Patient Questionnaire responses are less than 100. N/A is shown where the base number of responses is less than 10 during the period. % is calculated as Quantity/Base number*100

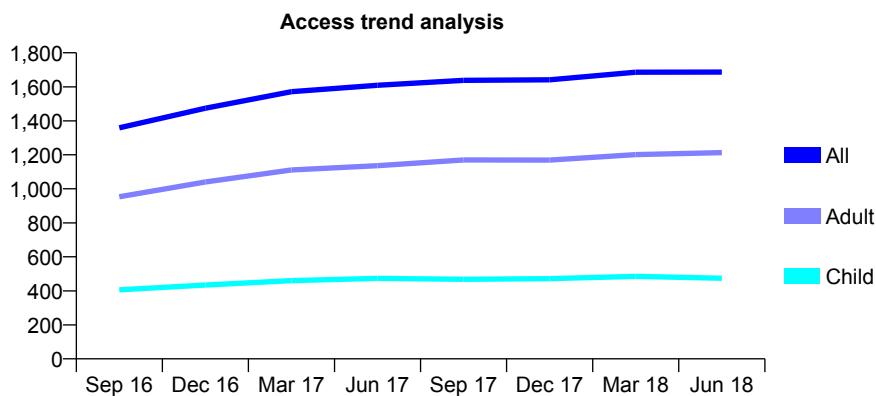
Q70 - Vital Signs At a Glance Contract Report for 156884/0001 - June 2018

Name or company name	West End Smile Center Ltd
Contract type name	GDS Contract
Purpose of contract	General
Contract start date	01/11/2015
Contract end date	

18/19 Contracted general activity (UDA)	4,828
Carry forward general activity (UDA)	0
18/19 Contracted orthodontic activity (UOA)	0
Carry forward orthodontic activity (UOA)	0
Baseline contract value	£116,855.68

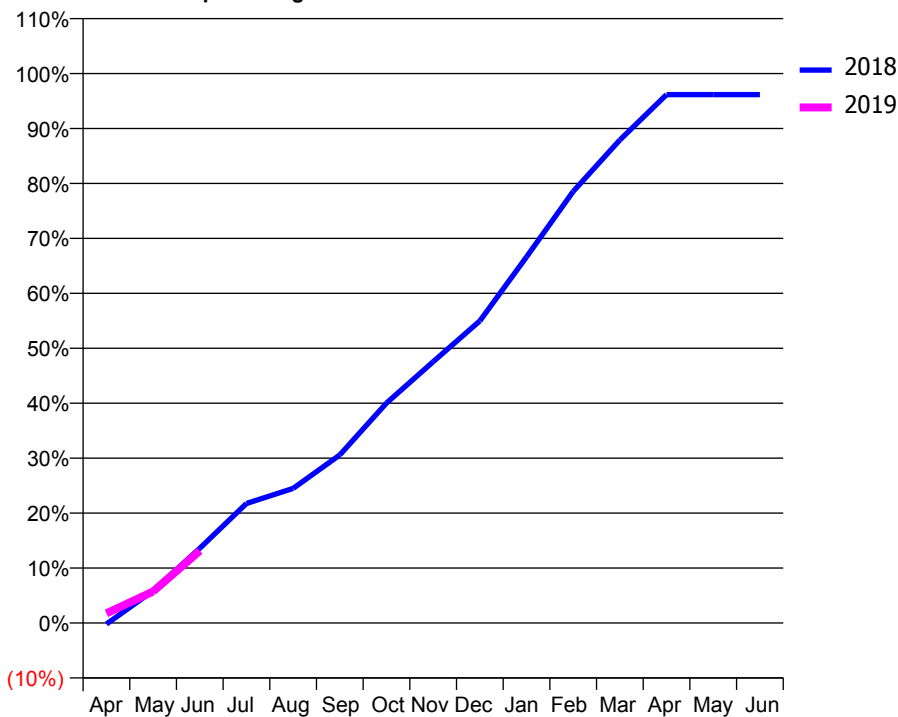
ACCESS*

Patients seen in 24 months	Total	Change since previous quarter
Quarter ending June 2017	1,609	
Quarter ending September 2017	1,638	→
Quarter ending December 2017	1,641	→
Quarter ending March 2018	1,686	↑
Quarter ending June 2018	1,687	→
Variance since June 2017	4.8%	↑



ACTIVITY

Cumulative percentage of contracted UDA delivered 2018 & 2019



Month	Adjusted Scheduled Activity (UDA)	
	2018	2019
April	-10	85
May	283	278
June	656	634
July	1,050	
August	1,183	
September	1,477	
October	1,932	
November	2,296	
December	2,655	
January	3,217	
February	3,792	
March	4,245	
April	4,642	
May	4,643	
June	4,643	

QUALITY

	Quantity	Base Number	Contract	AT	Region	England
% of FP17s for the same patient ID Re-attending within 3 months - Children	2	157	1.3%	9.7%	11.0%	11.5%
% of FP17s for the same patient ID Re-attending within 3 months - Adults	33	330	10.0%	13.9%	15.3%	15.4%
% of FP17s for the same patient ID Re-attending between 3 & 9 months - Children	99	157	63.1%	61.6%	61.2%	58.9%
% of FP17s for the same patient ID Re-attending between 3 & 9 months - Adults	114	330	34.5%	53.5%	52.9%	51.6%
% of FP17s for Band 1 Urgent Courses	16	299	5.4%	9.8%	9.4%	8.9%
% of FP17s Relating to Free Repair or Replacements	0	299	0.0%	0.6%	0.7%	0.8%
% of FP17s Relating to Continuations	2	299	0.7%	0.9%	0.9%	0.9%
% of Patients satisfied with the dentistry they have received	9	10	90.0%	92.3%	93.6%	93.2%
% of Patients satisfied with the time they had to wait for an appointment	10	10	100.0%	89.2%	88.8%	88.8%

* This is based on patients treated on this contract for their most recent course of treatment. Figures in italics indicate the base number of FP17s or Patient Questionnaire responses are less than 100. N/A is shown where the base number of responses is less than 10 during the period. % is calculated as Quantity/Base number*100

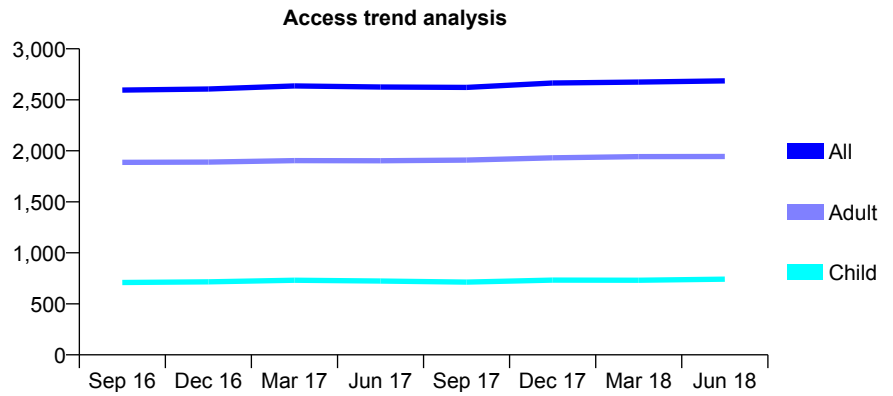
Q70 - Vital Signs At a Glance Contract Report for 158720/0001 - June 2018

Name or company name	Mr A Dargahi
Contract type name	GDS Contract
Purpose of contract	General
Contract start date	13/04/2009
Contract end date	

18/19 Contracted general activity (UDA)	7,168
Carry forward general activity (UDA)	0
18/19 Contracted orthodontic activity (UOA)	0
Carry forward orthodontic activity (UOA)	0
Baseline contract value	£244,619.51

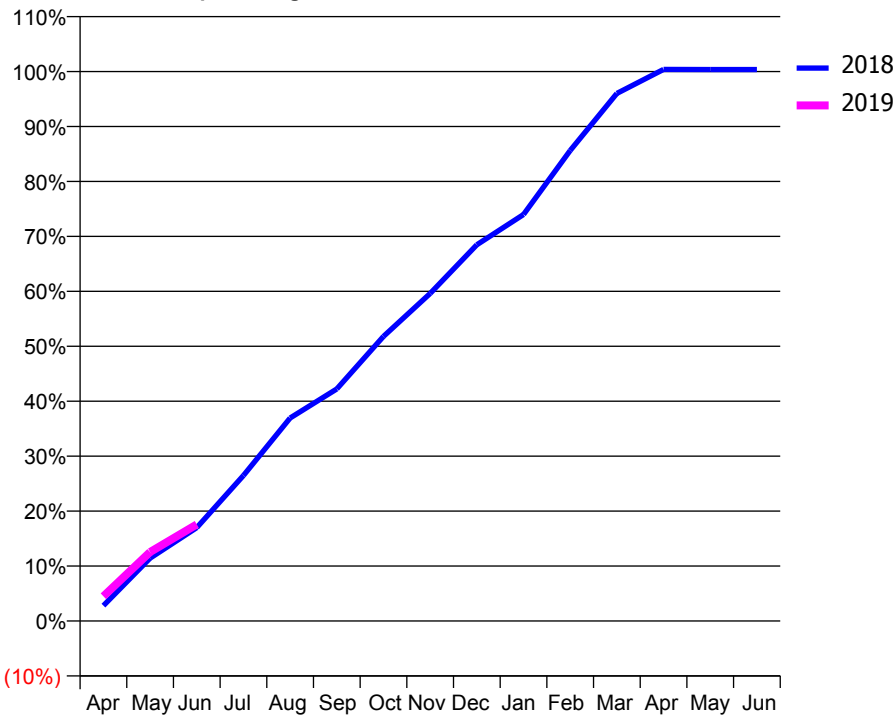
ACCESS*

Patients seen in 24 months	Total	Change since previous quarter
Quarter ending June 2017	2,626	
Quarter ending September 2017	2,622	→
Quarter ending December 2017	2,665	→
Quarter ending March 2018	2,674	→
Quarter ending June 2018	2,686	→
Variance since June 2017	2.3%	↑



ACTIVITY

Cumulative percentage of contracted UDA delivered 2018 & 2019



Month	Adjusted Scheduled Activity (UDA)	
	2018	2019
April	201	322
May	820	900
June	1,219	1,261
July	1,898	
August	2,648	
September	3,028	
October	3,713	
November	4,274	
December	4,908	
January	5,303	
February	6,137	
March	6,881	
April	7,196	
May	7,194	
June	7,194	

QUALITY

	Quantity	Base Number	Contract	AT	Region	England
% of FP17s for the same patient ID Re-attending within 3 months - Children	7	241	2.9%	9.7%	11.0%	11.5%
% of FP17s for the same patient ID Re-attending within 3 months - Adults	89	584	15.2%	13.9%	15.3%	15.4%
% of FP17s for the same patient ID Re-attending between 3 & 9 months - Children	153	241	63.5%	61.6%	61.2%	58.9%
% of FP17s for the same patient ID Re-attending between 3 & 9 months - Adults	309	584	52.9%	53.5%	52.9%	51.6%
% of FP17s for Band 1 Urgent Courses	64	673	9.5%	9.8%	9.4%	8.9%
% of FP17s Relating to Free Repair or Replacements	1	673	0.1%	0.6%	0.7%	0.8%
% of FP17s Relating to Continuations	7	673	1.0%	0.9%	0.9%	0.9%
% of Patients satisfied with the dentistry they have received	0	0	N/A	92.3%	93.6%	93.2%
% of Patients satisfied with the time they had to wait for an appointment	0	0	N/A	89.2%	88.8%	88.8%

* This is based on patients treated on this contract for their most recent course of treatment. Figures in italics indicate the base number of FP17s or Patient Questionnaire responses are less than 100. N/A is shown where the base number of responses is less than 10 during the period. % is calculated as Quantity/Base number*100

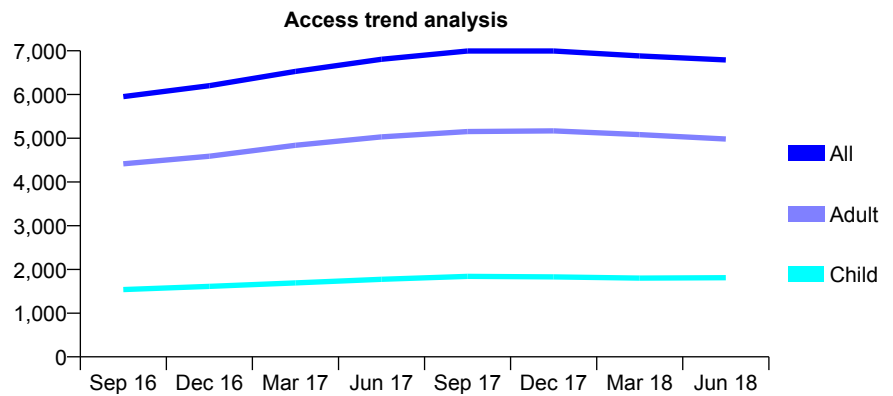
Q70 - Vital Signs At a Glance Contract Report for 159360/0001 - June 2018

Name or company name	Smile4life Ltd
Contract type name	GDS Contract
Purpose of contract	General
Contract start date	01/12/2010
Contract end date	

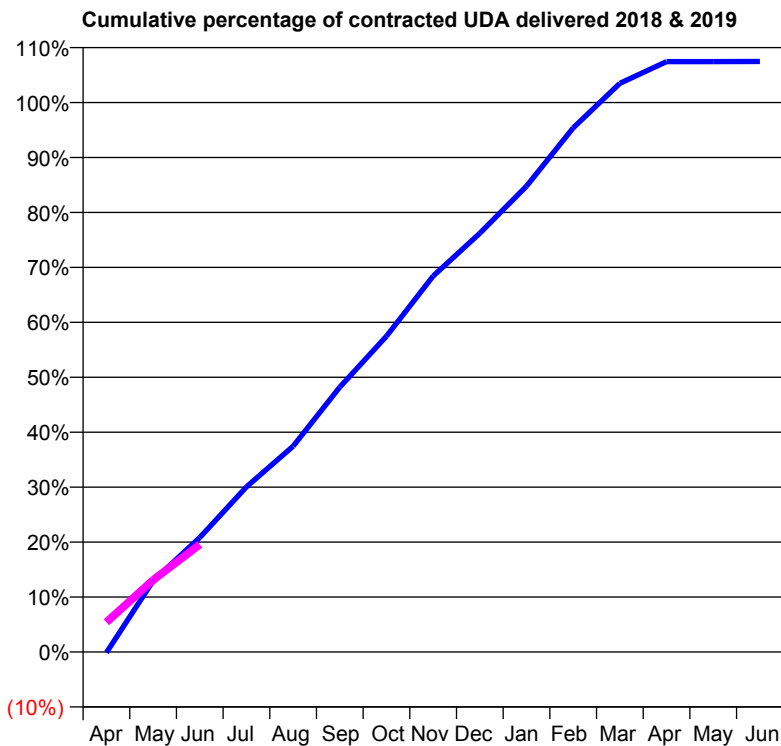
18/19 Contracted general activity (UDA)	16,230
Carry forward general activity (UDA)	0
18/19 Contracted orthodontic activity (UOA)	0
Carry forward orthodontic activity (UOA)	0
Baseline contract value	£427,907.92

ACCESS*

Patients seen in 24 months	Total	Change since previous quarter
Quarter ending June 2017	6,805	
Quarter ending September 2017	6,994	↑
Quarter ending December 2017	6,996	→
Quarter ending March 2018	6,884	↓
Quarter ending June 2018	6,790	↓
Variance since June 2017	(0.2%)	→



ACTIVITY



Month	Adjusted Scheduled Activity (UDA)	
	2018	2019
April	-20	881
May	2,101	2,124
June	3,380	3,177
July	4,877	
August	6,078	
September	7,822	
October	9,330	
November	11,105	
December	12,370	
January	13,760	
February	15,481	
March	16,797	
April	17,437	
May	17,436	
June	17,440	

QUALITY

	Quantity	Base Number	Contract	AT	Region	England
% of FP17s for the same patient ID Re-attending within 3 months - Children	46	713	6.5%	9.7%	11.0%	11.5%
% of FP17s for the same patient ID Re-attending within 3 months - Adults	229	1,682	13.6%	13.9%	15.3%	15.4%
% of FP17s for the same patient ID Re-attending between 3 & 9 months - Children	513	713	71.9%	61.6%	61.2%	58.9%
% of FP17s for the same patient ID Re-attending between 3 & 9 months - Adults	1,116	1,682	66.3%	53.5%	52.9%	51.6%
% of FP17s for Band 1 Urgent Courses	188	2,042	9.2%	9.8%	9.4%	8.9%
% of FP17s Relating to Free Repair or Replacements	13	2,042	0.6%	0.6%	0.7%	0.8%
% of FP17s Relating to Continuations	5	2,042	0.2%	0.9%	0.9%	0.9%
% of Patients satisfied with the dentistry they have received	4	4	N/A	92.3%	93.6%	93.2%
% of Patients satisfied with the time they had to wait for an appointment	4	4	N/A	89.2%	88.8%	88.8%

* This is based on patients treated on this contract for their most recent course of treatment. Figures in italics indicate the base number of FP17s or Patient Questionnaire responses are less than 100. N/A is shown where the base number of responses is less than 10 during the period. % is calculated as Quantity/Base number*100

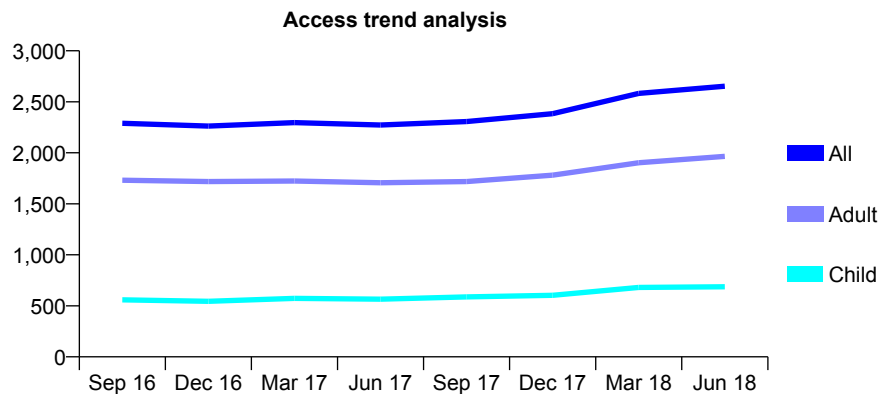
Q70 - Vital Signs At a Glance Contract Report for 160326/0002 - June 2018

Name or company name	Burridge Dental Practice Ltd
Contract type name	GDS Contract
Purpose of contract	General
Contract start date	02/01/2012
Contract end date	

18/19 Contracted general activity (UDA)	6,100
Carry forward general activity (UDA)	0
18/19 Contracted orthodontic activity (UOA)	0
Carry forward orthodontic activity (UOA)	0
Baseline contract value	£153,868.18

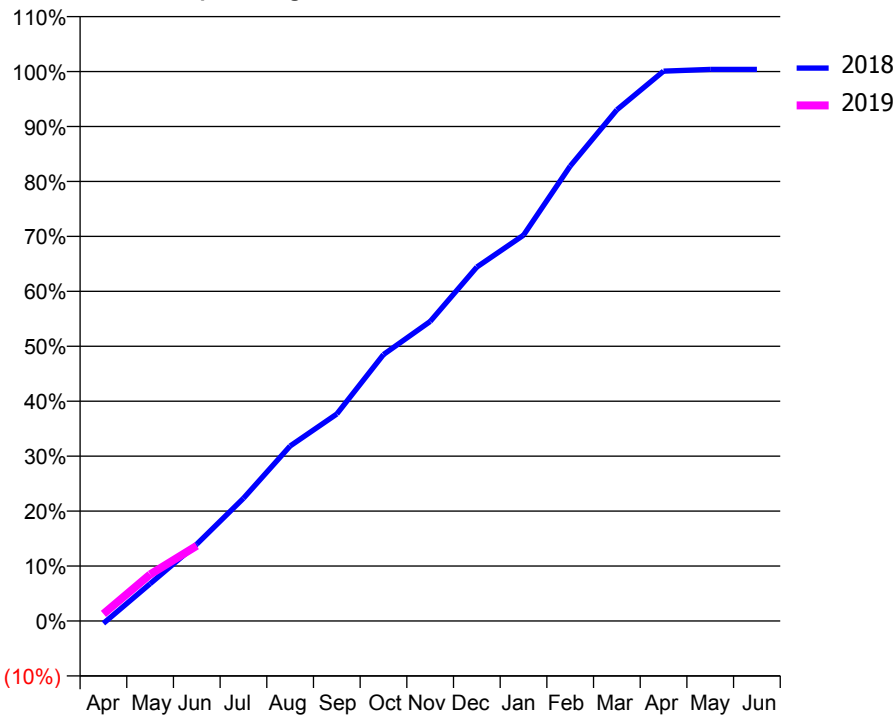
ACCESS*

Patients seen in 24 months	Total	Change since previous quarter
Quarter ending June 2017	2,272	
Quarter ending September 2017	2,306	→
Quarter ending December 2017	2,384	↑
Quarter ending March 2018	2,583	↑
Quarter ending June 2018	2,653	↑
Variance since June 2017	16.8%	↑



ACTIVITY

Cumulative percentage of contracted UDA delivered 2018 & 2019



Adjusted Scheduled Activity (UDA)		
Month	2018	2019
April	-28	79
May	413	517
June	854	836
July	1,362	
August	1,943	
September	2,298	
October	2,958	
November	3,326	
December	3,929	
January	4,283	
February	5,049	
March	5,674	
April	6,104	
May	6,123	
June	6,123	

QUALITY

	Quantity	Base Number	Contract	AT	Region	England
% of FP17s for the same patient ID Re-attending within 3 months - Children	23	252	9.1%	9.7%	11.0%	11.5%
% of FP17s for the same patient ID Re-attending within 3 months - Adults	72	641	11.2%	13.9%	15.3%	15.4%
% of FP17s for the same patient ID Re-attending between 3 & 9 months - Children	167	252	66.3%	61.6%	61.2%	58.9%
% of FP17s for the same patient ID Re-attending between 3 & 9 months - Adults	374	641	58.3%	53.5%	52.9%	51.6%
% of FP17s for Band 1 Urgent Courses	48	533	9.0%	9.8%	9.4%	8.9%
% of FP17s Relating to Free Repair or Replacements	1	533	0.2%	0.6%	0.7%	0.8%
% of FP17s Relating to Continuations	6	533	1.1%	0.9%	0.9%	0.9%
% of Patients satisfied with the dentistry they have received	4	4	N/A	92.3%	93.6%	93.2%
% of Patients satisfied with the time they had to wait for an appointment	4	4	N/A	89.2%	88.8%	88.8%

* This is based on patients treated on this contract for their most recent course of treatment. Figures in italics indicate the base number of FP17s or Patient Questionnaire responses are less than 100. N/A is shown where the base number of responses is less than 10 during the period. % is calculated as Quantity/Base number*100

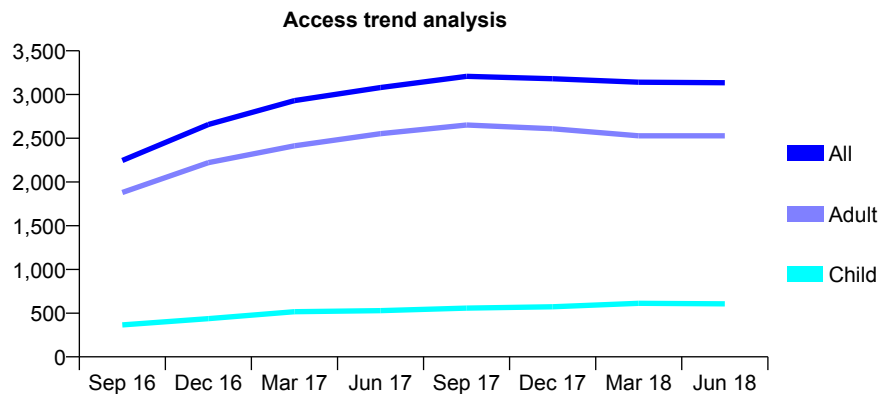
Q70 - Vital Signs At a Glance Contract Report for 161888/0001 - June 2018

Name or company name	Hamid Alavi
Contract type name	GDS Contract
Purpose of contract	General
Contract start date	01/11/2015
Contract end date	

18/19 Contracted general activity (UDA)	13,137
Carry forward general activity (UDA)	0
18/19 Contracted orthodontic activity (UOA)	0
Carry forward orthodontic activity (UOA)	0
Baseline contract value	£292,440.34

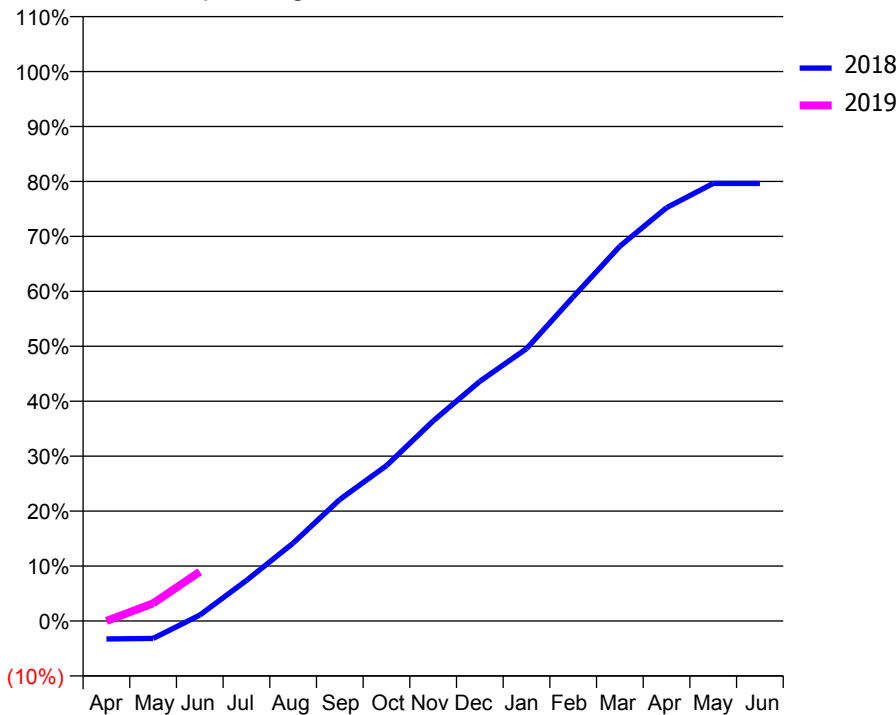
ACCESS*

Patients seen in 24 months	Total	Change since previous quarter
Quarter ending June 2017	3,080	
Quarter ending September 2017	3,208	↑
Quarter ending December 2017	3,181	→
Quarter ending March 2018	3,141	↓
Quarter ending June 2018	3,134	→
Variance since June 2017	1.8%	→



ACTIVITY

Cumulative percentage of contracted UDA delivered 2018 & 2019



Month	Adjusted Scheduled Activity (UDA)	
	2018	2019
April	-431	0
May	-419	422
June	141	1,177
July	970	
August	1,864	
September	2,905	
October	3,715	
November	4,785	
December	5,731	
January	6,511	
February	7,748	
March	8,960	
April	9,881	
May	10,462	
June	10,462	

QUALITY

	Quantity	Base Number	Contract	AT	Region	England
% of FP17s for the same patient ID Re-attending within 3 months - Children	50	189	26.5%	9.7%	11.0%	11.5%
% of FP17s for the same patient ID Re-attending within 3 months - Adults	127	803	15.8%	13.9%	15.3%	15.4%
% of FP17s for the same patient ID Re-attending between 3 & 9 months - Children	93	189	49.2%	61.6%	61.2%	58.9%
% of FP17s for the same patient ID Re-attending between 3 & 9 months - Adults	385	803	47.9%	53.5%	52.9%	51.6%
% of FP17s for Band 1 Urgent Courses	40	453	8.8%	9.8%	9.4%	8.9%
% of FP17s Relating to Free Repair or Replacements	1	453	0.2%	0.6%	0.7%	0.8%
% of FP17s Relating to Continuations	1	453	0.2%	0.9%	0.9%	0.9%
% of Patients satisfied with the dentistry they have received	2	2	N/A	92.3%	93.6%	93.2%
% of Patients satisfied with the time they had to wait for an appointment	2	2	N/A	89.2%	88.8%	88.8%

* This is based on patients treated on this contract for their most recent course of treatment. Figures in italics indicate the base number of FP17s or Patient Questionnaire responses are less than 100. N/A is shown where the base number of responses is less than 10 during the period. % is calculated as Quantity/Base number*100

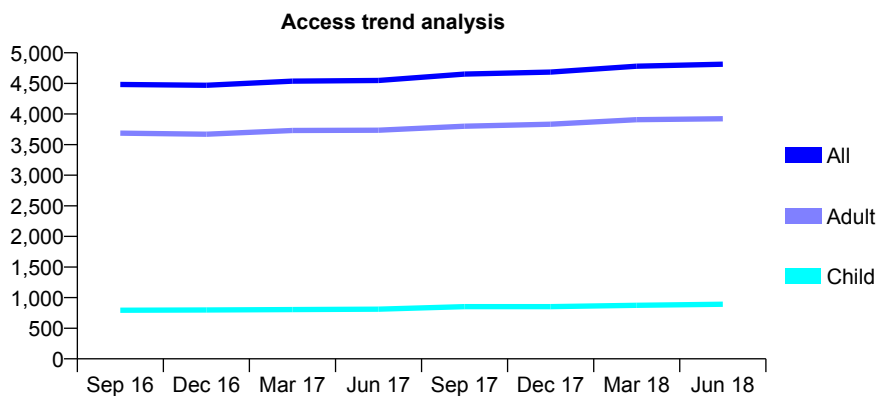
Q70 - Vital Signs At a Glance Contract Report for 163295/0001 - June 2018

Name or company name	Chequers Dental Partnership
Contract type name	GDS Contract
Purpose of contract	General
Contract start date	01/04/2009
Contract end date	

18/19 Contracted general activity (UDA)	16,000
Carry forward general activity (UDA)	0
18/19 Contracted orthodontic activity (UOA)	0
Carry forward orthodontic activity (UOA)	0
Baseline contract value	£414,372.25

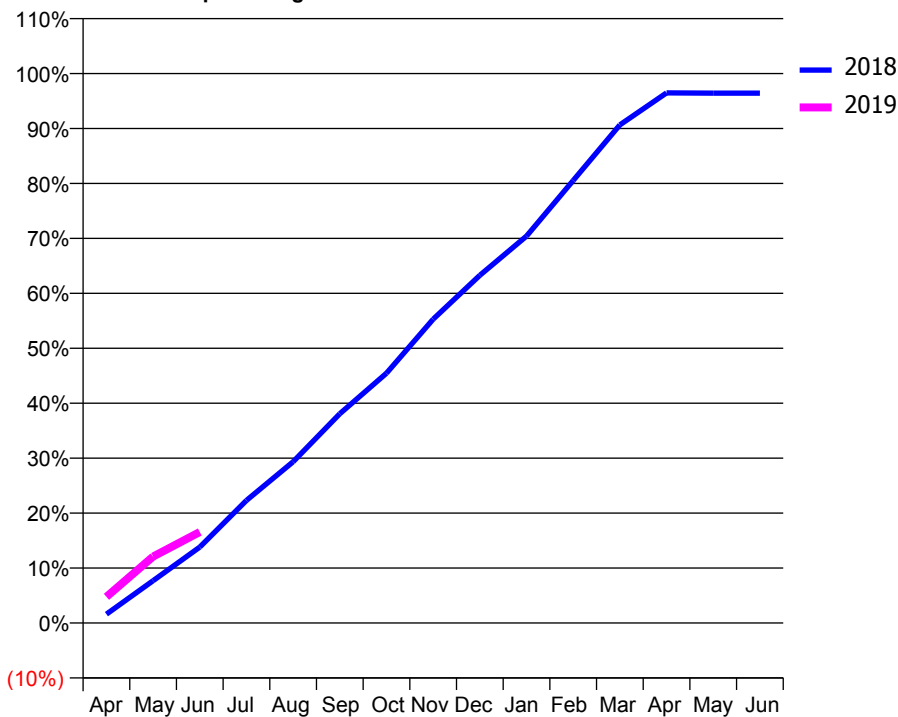
ACCESS*

Patients seen in 24 months	Total	Change since previous quarter
Quarter ending June 2017	4,548	
Quarter ending September 2017	4,652	↑
Quarter ending December 2017	4,686	→
Quarter ending March 2018	4,782	↑
Quarter ending June 2018	4,814	→
Variance since June 2017	5.8%	↑



ACTIVITY

Cumulative percentage of contracted UDA delivered 2018 & 2019



Month	Adjusted Scheduled Activity (UDA)	
	2018	2019
April	258	764
May	1,231	1,936
June	2,213	2,649
July	3,568	
August	4,696	
September	6,094	
October	7,275	
November	8,846	
December	10,123	
January	11,265	
February	12,885	
March	14,502	
April	15,436	
May	15,427	
June	15,427	

QUALITY

	Quantity	Base Number	Contract	AT	Region	England
% of FP17s for the same patient ID Re-attending within 3 months - Children	22	320	6.9%	9.7%	11.0%	11.5%
% of FP17s for the same patient ID Re-attending within 3 months - Adults	181	1,231	14.7%	13.9%	15.3%	15.4%
% of FP17s for the same patient ID Re-attending between 3 & 9 months - Children	174	320	54.4%	61.6%	61.2%	58.9%
% of FP17s for the same patient ID Re-attending between 3 & 9 months - Adults	648	1,231	52.6%	53.5%	52.9%	51.6%
% of FP17s for Band 1 Urgent Courses	118	1,261	9.4%	9.8%	9.4%	8.9%
% of FP17s Relating to Free Repair or Replacements	12	1,261	1.0%	0.6%	0.7%	0.8%
% of FP17s Relating to Continuations	16	1,261	1.3%	0.9%	0.9%	0.9%
% of Patients satisfied with the dentistry they have received	4	4	N/A	92.3%	93.6%	93.2%
% of Patients satisfied with the time they had to wait for an appointment	4	4	N/A	89.2%	88.8%	88.8%

* This is based on patients treated on this contract for their most recent course of treatment. Figures in italics indicate the base number of FP17s or Patient Questionnaire responses are less than 100. N/A is shown where the base number of responses is less than 10 during the period. % is calculated as Quantity/Base number*100

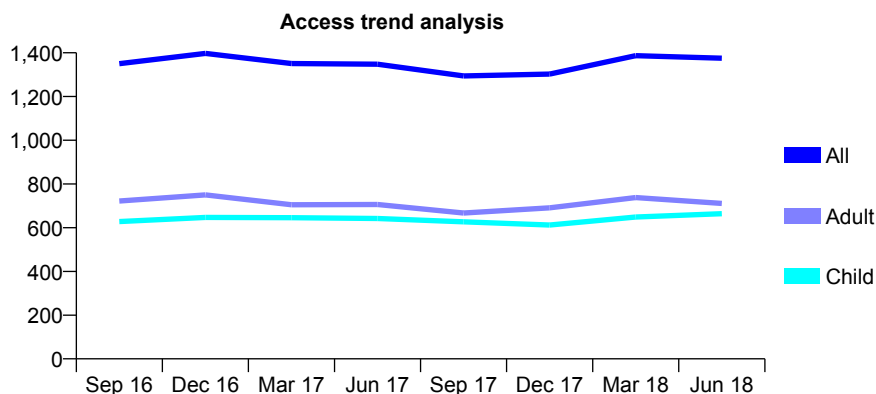
Q70 - Vital Signs At a Glance Contract Report for 163376/0001 - June 2018

Name or company name	Northbourne Dental Partners
Contract type name	GDS Contract
Purpose of contract	General
Contract start date	01/09/2014
Contract end date	

18/19 Contracted general activity (UDA)	4,002
Carry forward general activity (UDA)	0
18/19 Contracted orthodontic activity (UOA)	0
Carry forward orthodontic activity (UOA)	0
Baseline contract value	£107,962.46

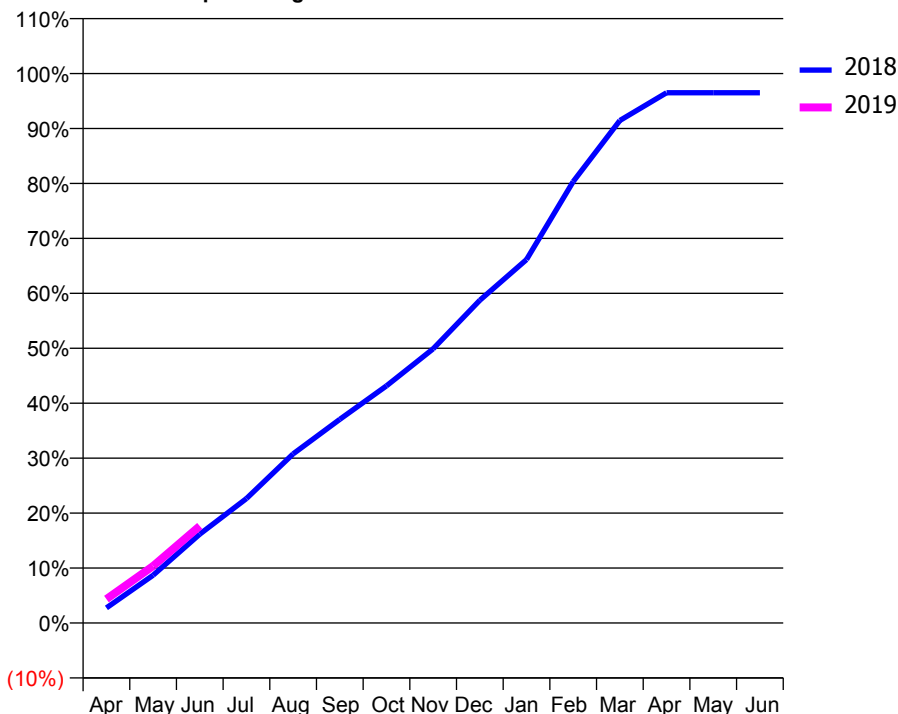
ACCESS*

Patients seen in 24 months	Total	Change since previous quarter
Quarter ending June 2017	1,348	
Quarter ending September 2017	1,294	↓
Quarter ending December 2017	1,303	→
Quarter ending March 2018	1,387	↑
Quarter ending June 2018	1,375	→
Variance since June 2017	2.0%	↑



ACTIVITY

Cumulative percentage of contracted UDA delivered 2018 & 2019



Adjusted Scheduled Activity (UDA)

Month	2018	2019
April	110	174
May	349	415
June	647	707
July	907	
August	1,232	
September	1,483	
October	1,727	
November	1,997	
December	2,350	
January	2,647	
February	3,215	
March	3,659	
April	3,862	
May	3,862	
June	3,862	

QUALITY

	Quantity	Base Number	Contract	AT	Region	England
% of FP17s for the same patient ID Re-attending within 3 months - Children	63	352	17.9%	9.7%	11.0%	11.5%
% of FP17s for the same patient ID Re-attending within 3 months - Adults	25	162	15.4%	13.9%	15.3%	15.4%
% of FP17s for the same patient ID Re-attending between 3 & 9 months - Children	220	352	62.5%	61.6%	61.2%	58.9%
% of FP17s for the same patient ID Re-attending between 3 & 9 months - Adults	44	162	27.2%	53.5%	52.9%	51.6%
% of FP17s for Band 1 Urgent Courses	90	451	20.0%	9.8%	9.4%	8.9%
% of FP17s Relating to Free Repair or Replacements	2	451	0.4%	0.6%	0.7%	0.8%
% of FP17s Relating to Continuations	0	451	0.0%	0.9%	0.9%	0.9%
% of Patients satisfied with the dentistry they have received	0	0	N/A	92.3%	93.6%	93.2%
% of Patients satisfied with the time they had to wait for an appointment	0	0	N/A	89.2%	88.8%	88.8%

* This is based on patients treated on this contract for their most recent course of treatment. Figures in italics indicate the base number of FP17s or Patient Questionnaire responses are less than 100. N/A is shown where the base number of responses is less than 10 during the period. % is calculated as Quantity/Base number*100

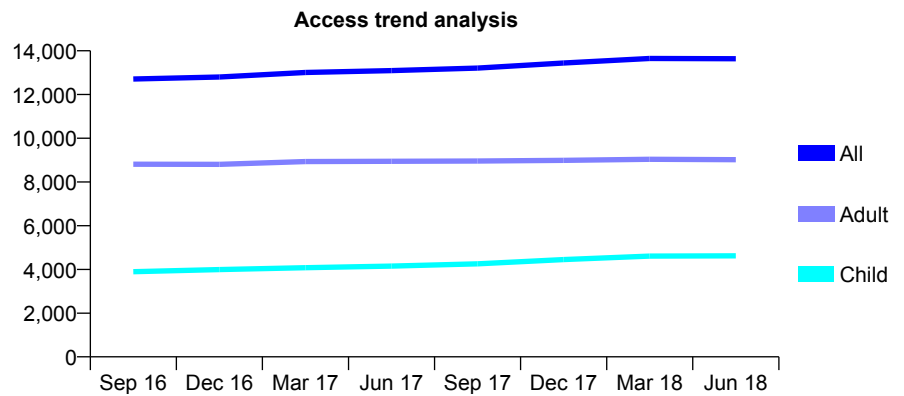
Q70 - Vital Signs At a Glance Contract Report for 163457/0029 - June 2018

Name or company name	Solent Dental Services
Contract type name	PDS Contract
Purpose of contract	General
Contract start date	01/04/2013
Contract end date	31/03/2019

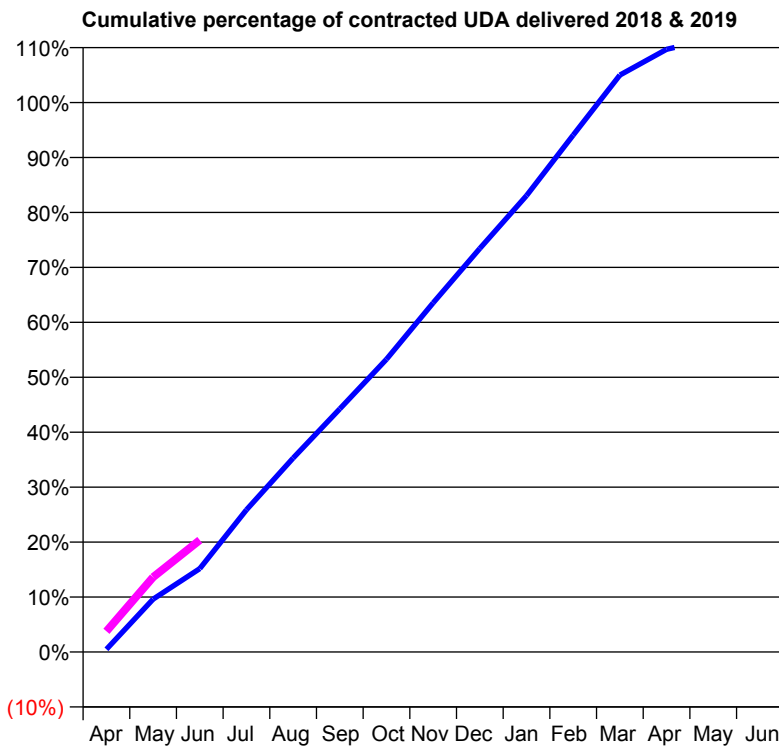
18/19 Contracted general activity (UDA)	29,478
Carry forward general activity (UDA)	0
18/19 Contracted orthodontic activity (UOA)	0
Carry forward orthodontic activity (UOA)	0
Baseline contract value	£4,844,877.74

ACCESS*

Patients seen in 24 months	Total	Change since previous quarter
Quarter ending June 2017	13,092	
Quarter ending September 2017	13,209	→
Quarter ending December 2017	13,441	→
Quarter ending March 2018	13,651	→
Quarter ending June 2018	13,638	→
Variance since June 2017	4.2%	↑



ACTIVITY



Adjusted Scheduled Activity (UDA)		
Month	2018	2019
April	146	1,113
May	2,838	4,017
June	4,476	6,004
July	7,629	
August	10,407	
September	13,042	
October	15,704	
November	18,733	
December	21,647	
January	24,481	
February	27,728	
March	30,952	
April	32,331	
May	32,906	
June	33,082	

QUALITY

	Quantity	Base Number	Contract	AT	Region	England
% of FP17s for the same patient ID Re-attending within 3 months - Children	218	1,867	11.7%	9.7%	11.0%	11.5%
% of FP17s for the same patient ID Re-attending within 3 months - Adults	323	2,647	12.2%	13.9%	15.3%	15.4%
% of FP17s for the same patient ID Re-attending between 3 & 9 months - Children	778	1,867	41.7%	61.6%	61.2%	58.9%
% of FP17s for the same patient ID Re-attending between 3 & 9 months - Adults	1,276	2,647	48.2%	53.5%	52.9%	51.6%
% of FP17s for Band 1 Urgent Courses	224	3,413	6.6%	9.8%	9.4%	8.9%
% of FP17s Relating to Free Repair or Replacements	7	3,413	0.2%	0.6%	0.7%	0.8%
% of FP17s Relating to Continuations	73	3,413	2.1%	0.9%	0.9%	0.9%
% of Patients satisfied with the dentistry they have received	4	4	N/A	92.3%	93.6%	93.2%
% of Patients satisfied with the time they had to wait for an appointment	3	4	N/A	89.2%	88.8%	88.8%

* This is based on patients treated on this contract for their most recent course of treatment. Figures in italics indicate the base number of FP17s or Patient Questionnaire responses are less than 100. N/A is shown where the base number of responses is less than 10 during the period. % is calculated as Quantity/Base number*100

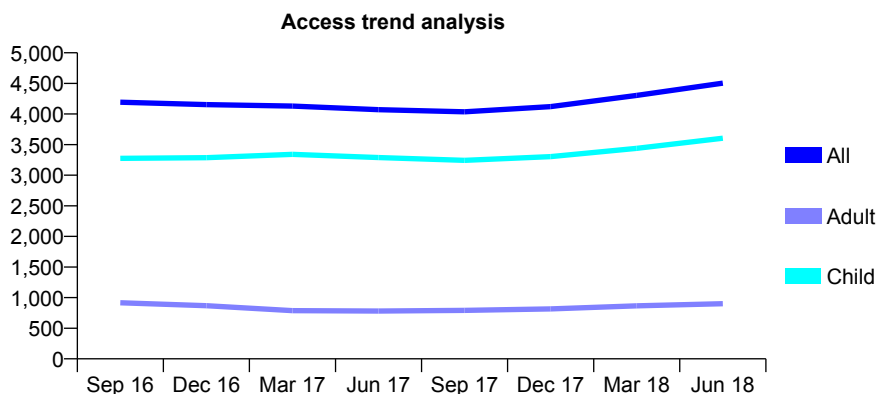
Q70 - Vital Signs At a Glance Contract Report for 163457/0030 - June 2018

Name or company name	Solent Dental Services
Contract type name	PDS Contract
Purpose of contract	General
Contract start date	01/04/2013
Contract end date	31/03/2019

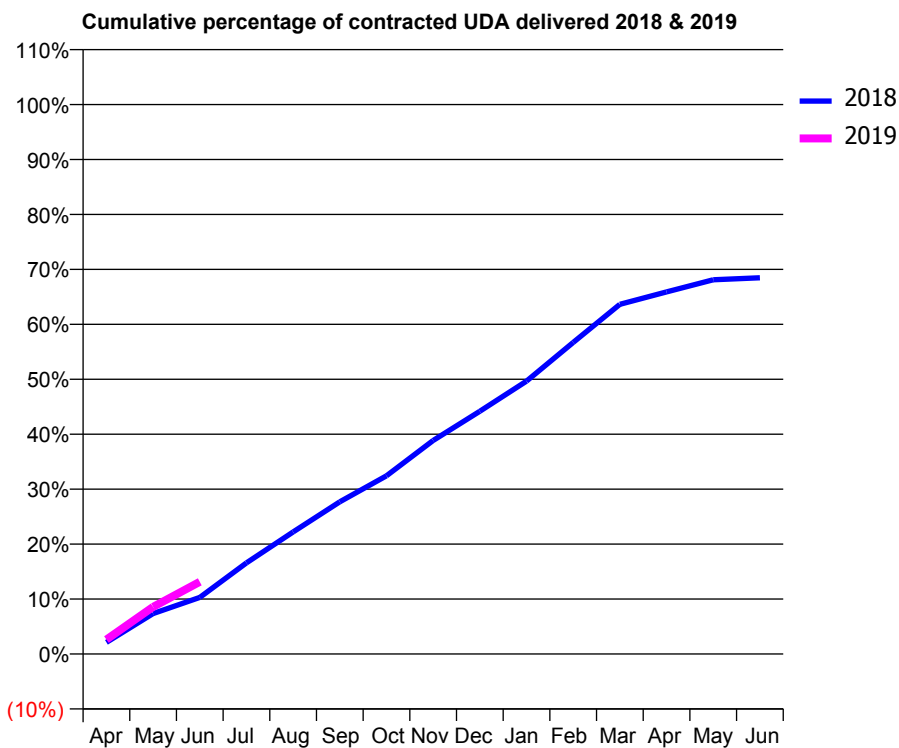
18/19 Contracted general activity (UDA)	18,978
Carry forward general activity (UDA)	0
18/19 Contracted orthodontic activity (UOA)	0
Carry forward orthodontic activity (UOA)	0
Baseline contract value	£3,056,508.15

ACCESS*

Patients seen in 24 months	Total	Change since previous quarter
Quarter ending June 2017	4,070	
Quarter ending September 2017	4,035	→
Quarter ending December 2017	4,120	↑
Quarter ending March 2018	4,305	↑
Quarter ending June 2018	4,504	↑
Variance since June 2017	10.7%	↑



ACTIVITY



Month	Adjusted Scheduled Activity (UDA)	
	2018	2019
April	401	498
May	1,398	1,630
June	1,956	2,493
July	3,147	
August	4,215	
September	5,257	
October	6,153	
November	7,376	
December	8,385	
January	9,426	
February	10,761	
March	12,075	
April	12,508	
May	12,923	
June	12,993	

QUALITY

	Quantity	Base Number	Contract	AT	Region	England
% of FP17s for the same patient ID Re-attending within 3 months - Children	167	1,509	11.1%	9.7%	11.0%	11.5%
% of FP17s for the same patient ID Re-attending within 3 months - Adults	17	297	5.7%	13.9%	15.3%	15.4%
% of FP17s for the same patient ID Re-attending between 3 & 9 months - Children	335	1,509	22.2%	61.6%	61.2%	58.9%
% of FP17s for the same patient ID Re-attending between 3 & 9 months - Adults	35	297	11.8%	53.5%	52.9%	51.6%
% of FP17s for Band 1 Urgent Courses	84	1,275	6.6%	9.8%	9.4%	8.9%
% of FP17s Relating to Free Repair or Replacements	2	1,275	0.2%	0.6%	0.7%	0.8%
% of FP17s Relating to Continuations	33	1,275	2.6%	0.9%	0.9%	0.9%
% of Patients satisfied with the dentistry they have received	2	2	N/A	92.3%	93.6%	93.2%
% of Patients satisfied with the time they had to wait for an appointment	1	2	N/A	89.2%	88.8%	88.8%

* This is based on patients treated on this contract for their most recent course of treatment. Figures in italics indicate the base number of FP17s or Patient Questionnaire responses are less than 100. N/A is shown where the base number of responses is less than 10 during the period. % is calculated as Quantity/Base number*100

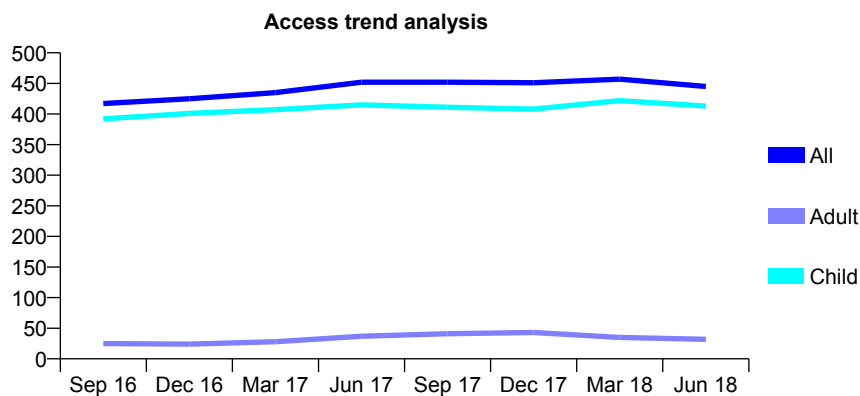
Q70 - Vital Signs At a Glance Contract Report for 163694/0001 - June 2018

Name or company name	Stoke Road Dental Partnership
Contract type name	GDS Contract
Purpose of contract	General
Contract start date	15/09/2008
Contract end date	

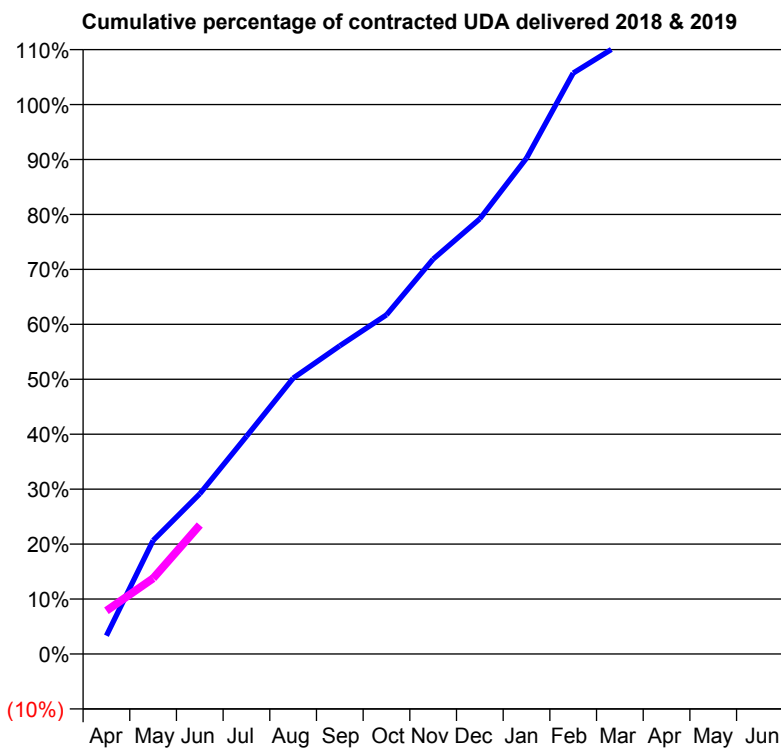
18/19 Contracted general activity (UDA)	577
Carry forward general activity (UDA)	0
18/19 Contracted orthodontic activity (UOA)	0
Carry forward orthodontic activity (UOA)	0
Baseline contract value	£15,177.78

ACCESS*

Patients seen in 24 months	Total	Change since previous quarter
Quarter ending June 2017	452	
Quarter ending September 2017	452	→
Quarter ending December 2017	451	→
Quarter ending March 2018	457	→
Quarter ending June 2018	445	↓
Variance since June 2017	(1.5%)	↓



ACTIVITY



Adjusted Scheduled Activity (UDA)		
Month	2018	2019
April	19	45
May	119	79
June	168	135
July	229	
August	290	
September	324	
October	356	
November	415	
December	457	
January	521	
February	610	
March	640	
April	652	
May	652	
June	652	

QUALITY

	Quantity	Base Number	Contract	AT	Region	England
% of FP17s for the same patient ID Re-attending within 3 months - Children	7	123	5.7%	9.7%	11.0%	11.5%
% of FP17s for the same patient ID Re-attending within 3 months - Adults	0	0	N/A	13.9%	15.3%	15.4%
% of FP17s for the same patient ID Re-attending between 3 & 9 months - Children	61	123	49.6%	61.6%	61.2%	58.9%
% of FP17s for the same patient ID Re-attending between 3 & 9 months - Adults	0	0	N/A	53.5%	52.9%	51.6%
% of FP17s for Band 1 Urgent Courses	2	111	1.8%	9.8%	9.4%	8.9%
% of FP17s Relating to Free Repair or Replacements	0	111	0.0%	0.6%	0.7%	0.8%
% of FP17s Relating to Continuations	0	111	0.0%	0.9%	0.9%	0.9%
% of Patients satisfied with the dentistry they have received	0	0	N/A	92.3%	93.6%	93.2%
% of Patients satisfied with the time they had to wait for an appointment	0	0	N/A	89.2%	88.8%	88.8%

* This is based on patients treated on this contract for their most recent course of treatment. Figures in italics indicate the base number of FP17s or Patient Questionnaire responses are less than 100. N/A is shown where the base number of responses is less than 10 during the period. % is calculated as Quantity/Base number*100

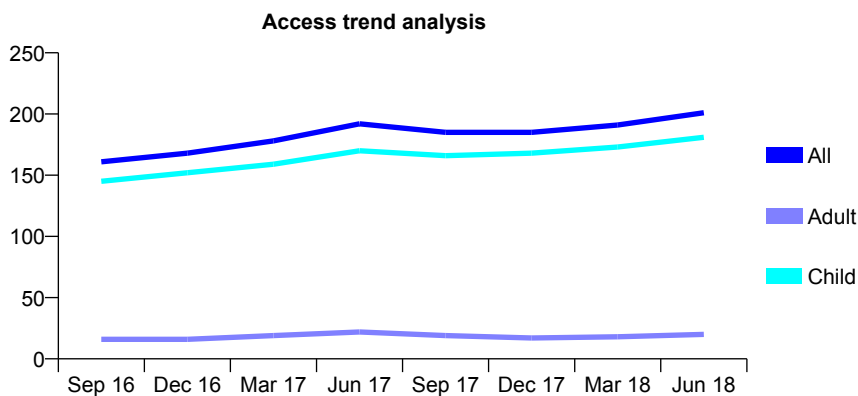
Q70 - Vital Signs At a Glance Contract Report for 164488/0001 - June 2018

Name or company name	J Gollings & S Gollings
Contract type name	GDS Contract
Purpose of contract	General
Contract start date	01/04/2012
Contract end date	

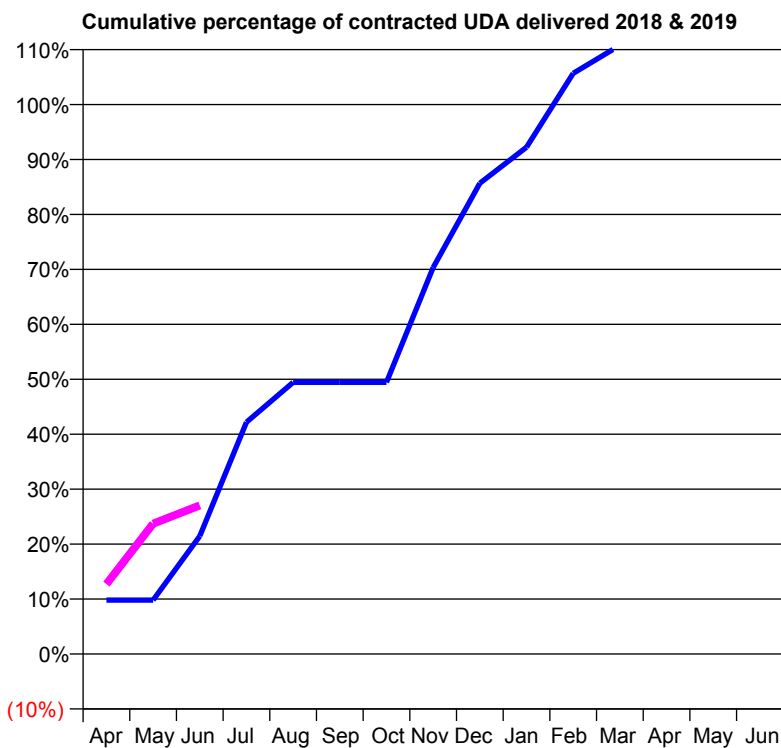
18/19 Contracted general activity (UDA)	275
Carry forward general activity (UDA)	0
18/19 Contracted orthodontic activity (UOA)	0
Carry forward orthodontic activity (UOA)	0
Baseline contract value	£7,327.07

ACCESS*

Patients seen in 24 months	Total	Change since previous quarter
Quarter ending June 2017	192	
Quarter ending September 2017	185	↓
Quarter ending December 2017	185	→
Quarter ending March 2018	191	↑
Quarter ending June 2018	201	↑
Variance since June 2017	4.7%	↑



ACTIVITY



Adjusted Scheduled Activity (UDA)		
Month	2018	2019
April	27	35
May	27	65
June	59	74
July	116	
August	136	
September	136	
October	136	
November	193	
December	236	
January	254	
February	291	
March	305	
April	318	
May	318	
June	318	

QUALITY

	Quantity	Base Number	Contract	AT	Region	England
% of FP17s for the same patient ID Re-attending within 3 months - Children	4	69	5.8%	9.7%	11.0%	11.5%
% of FP17s for the same patient ID Re-attending within 3 months - Adults	1	4	25.0%	13.9%	15.3%	15.4%
% of FP17s for the same patient ID Re-attending between 3 & 9 months - Children	31	69	44.9%	61.6%	61.2%	58.9%
% of FP17s for the same patient ID Re-attending between 3 & 9 months - Adults	3	4	75.0%	53.5%	52.9%	51.6%
% of FP17s for Band 1 Urgent Courses	2	62	3.2%	9.8%	9.4%	8.9%
% of FP17s Relating to Free Repair or Replacements	0	62	0.0%	0.6%	0.7%	0.8%
% of FP17s Relating to Continuations	1	62	1.6%	0.9%	0.9%	0.9%
% of Patients satisfied with the dentistry they have received	0	0	N/A	92.3%	93.6%	93.2%
% of Patients satisfied with the time they had to wait for an appointment	0	0	N/A	89.2%	88.8%	88.8%

* This is based on patients treated on this contract for their most recent course of treatment. Figures in italics indicate the base number of FP17s or Patient Questionnaire responses are less than 100. N/A is shown where the base number of responses is less than 10 during the period. % is calculated as Quantity/Base number*100

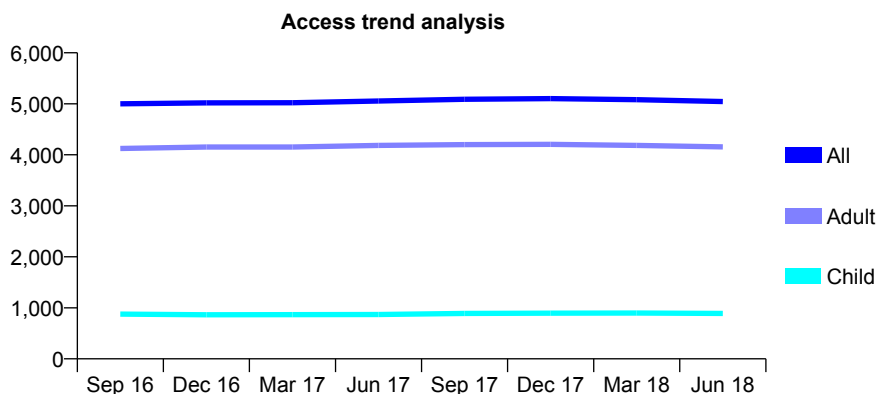
Q70 - Vital Signs At a Glance Contract Report for 164534/0001 - June 2018

Name or company name	The Triangle Surgery
Contract type name	GDS Contract
Purpose of contract	General
Contract start date	01/04/2011
Contract end date	

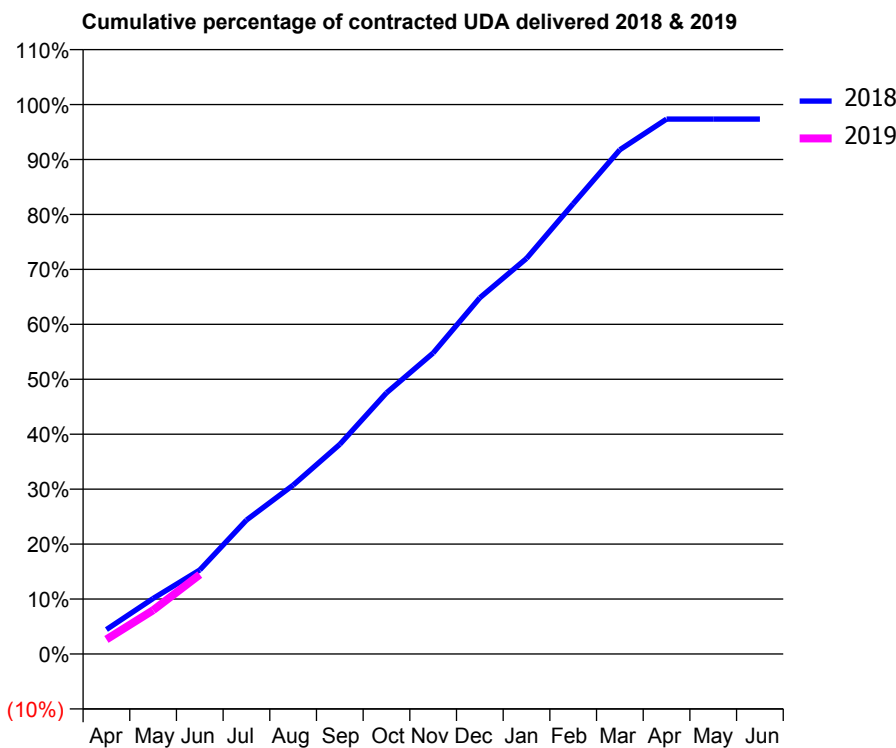
18/19 Contracted general activity (UDA)	17,591
Carry forward general activity (UDA)	0
18/19 Contracted orthodontic activity (UOA)	0
Carry forward orthodontic activity (UOA)	0
Baseline contract value	£552,360.18

ACCESS*

Patients seen in 24 months	Total	Change since previous quarter
Quarter ending June 2017	5,054	
Quarter ending September 2017	5,090	→
Quarter ending December 2017	5,101	→
Quarter ending March 2018	5,081	→
Quarter ending June 2018	5,045	→
Variance since June 2017	(0.2%)	→



ACTIVITY



Month	Adjusted Scheduled Activity (UDA)	
	2018	2019
April	784	469
May	1,776	1,404
June	2,690	2,540
July	4,290	
August	5,408	
September	6,711	
October	8,358	
November	9,636	
December	11,406	
January	12,662	
February	14,413	
March	16,142	
April	17,126	
May	17,126	
June	17,126	

QUALITY

	Quantity	Base Number	Contract	AT	Region	England
% of FP17s for the same patient ID Re-attending within 3 months - Children	7	308	2.3%	9.7%	11.0%	11.5%
% of FP17s for the same patient ID Re-attending within 3 months - Adults	151	1,293	11.7%	13.9%	15.3%	15.4%
% of FP17s for the same patient ID Re-attending between 3 & 9 months - Children	182	308	59.1%	61.6%	61.2%	58.9%
% of FP17s for the same patient ID Re-attending between 3 & 9 months - Adults	774	1,293	59.9%	53.5%	52.9%	51.6%
% of FP17s for Band 1 Urgent Courses	102	1,321	7.7%	9.8%	9.4%	8.9%
% of FP17s Relating to Free Repair or Replacements	16	1,321	1.2%	0.6%	0.7%	0.8%
% of FP17s Relating to Continuations	3	1,321	0.2%	0.9%	0.9%	0.9%
% of Patients satisfied with the dentistry they have received	8	8	N/A	92.3%	93.6%	93.2%
% of Patients satisfied with the time they had to wait for an appointment	8	8	N/A	89.2%	88.8%	88.8%

* This is based on patients treated on this contract for their most recent course of treatment. Figures in italics indicate the base number of FP17s or Patient Questionnaire responses are less than 100. N/A is shown where the base number of responses is less than 10 during the period. % is calculated as Quantity/Base number*100

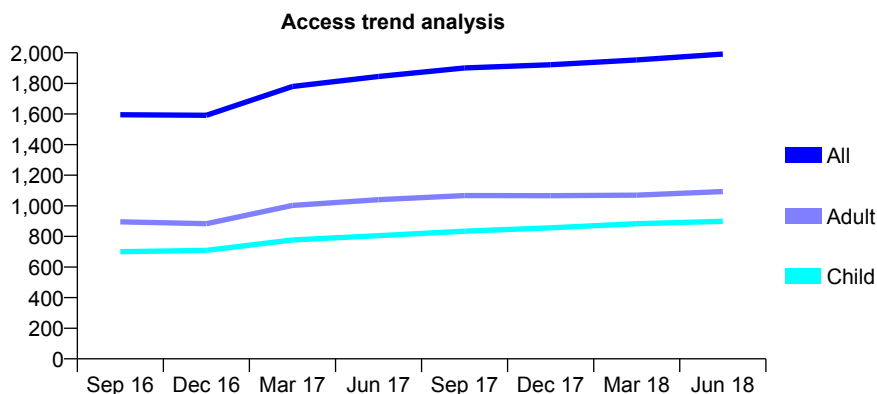
Q70 - Vital Signs At a Glance Contract Report for 166340/0001 - June 2018

Name or company name	Mr & Mrs Gabriel
Contract type name	GDS Contract
Purpose of contract	General
Contract start date	01/04/2008
Contract end date	

18/19 Contracted general activity (UDA)	3,292
Carry forward general activity (UDA)	0
18/19 Contracted orthodontic activity (UOA)	0
Carry forward orthodontic activity (UOA)	0
Baseline contract value	£84,312.18

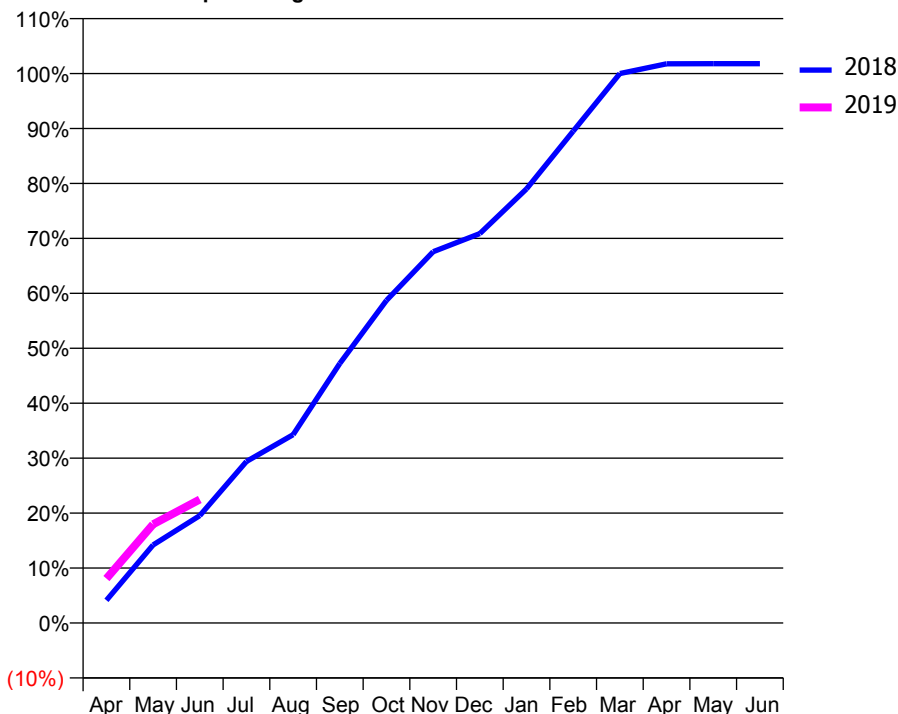
ACCESS*

Patients seen in 24 months	Total	Change since previous quarter
Quarter ending June 2017	1,845	
Quarter ending September 2017	1,901	↑
Quarter ending December 2017	1,922	→
Quarter ending March 2018	1,953	→
Quarter ending June 2018	1,992	→
Variance since June 2017	8.0%	↑



ACTIVITY

Cumulative percentage of contracted UDA delivered 2018 & 2019



Adjusted Scheduled Activity (UDA)		
Month	2018	2019
April	136	266
May	468	592
June	644	740
July	968	
August	1,128	
September	1,555	
October	1,933	
November	2,225	
December	2,333	
January	2,601	
February	2,946	
March	3,292	
April	3,350	
May	3,351	
June	3,351	

QUALITY

	Quantity	Base Number	Contract	AT	Region	England
% of FP17s for the same patient ID Re-attending within 3 months - Children	16	373	4.3%	9.7%	11.0%	11.5%
% of FP17s for the same patient ID Re-attending within 3 months - Adults	53	446	11.9%	13.9%	15.3%	15.4%
% of FP17s for the same patient ID Re-attending between 3 & 9 months - Children	270	373	72.4%	61.6%	61.2%	58.9%
% of FP17s for the same patient ID Re-attending between 3 & 9 months - Adults	287	446	64.3%	53.5%	52.9%	51.6%
% of FP17s for Band 1 Urgent Courses	15	479	3.1%	9.8%	9.4%	8.9%
% of FP17s Relating to Free Repair or Replacements	0	479	0.0%	0.6%	0.7%	0.8%
% of FP17s Relating to Continuations	0	479	0.0%	0.9%	0.9%	0.9%
% of Patients satisfied with the dentistry they have received	0	0	N/A	92.3%	93.6%	93.2%
% of Patients satisfied with the time they had to wait for an appointment	0	0	N/A	89.2%	88.8%	88.8%

* This is based on patients treated on this contract for their most recent course of treatment. Figures in italics indicate the base number of FP17s or Patient Questionnaire responses are less than 100. N/A is shown where the base number of responses is less than 10 during the period. % is calculated as Quantity/Base number*100

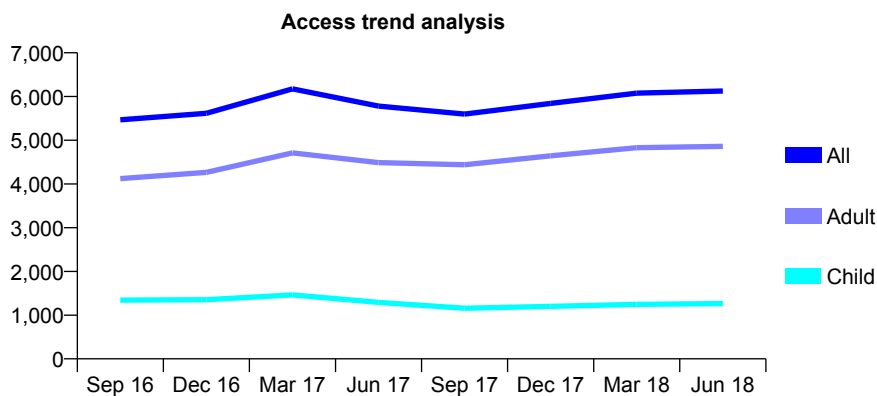
Q70 - Vital Signs At a Glance Contract Report for 167029/0001 - June 2018

Name or company name	The Dental Practice
Contract type name	GDS Contract
Purpose of contract	General
Contract start date	01/04/2015
Contract end date	

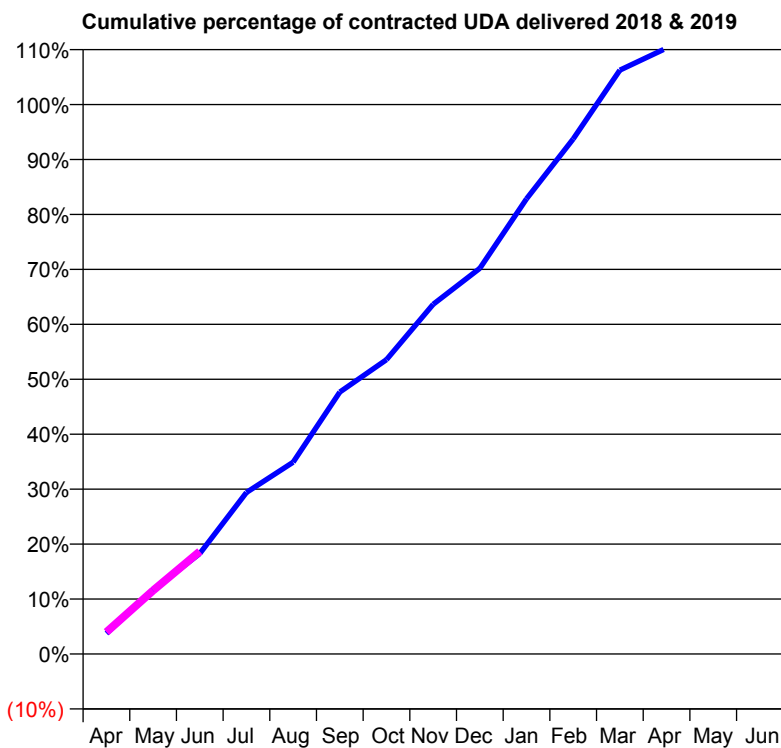
18/19 Contracted general activity (UDA)	16,368
Carry forward general activity (UDA)	0
18/19 Contracted orthodontic activity (UOA)	0
Carry forward orthodontic activity (UOA)	0
Baseline contract value	£461,811.50

ACCESS*

Patients seen in 24 months	Total	Change since previous quarter
Quarter ending June 2017	5,780	
Quarter ending September 2017	5,597	↓
Quarter ending December 2017	5,844	↑
Quarter ending March 2018	6,076	↑
Quarter ending June 2018	6,125	→
Variance since June 2017	6.0%	↑



ACTIVITY



Month	Adjusted Scheduled Activity (UDA)	
	2018	2019
April	614	653
May	1,908	1,891
June	2,993	3,058
July	4,812	
August	5,713	
September	7,804	
October	8,767	
November	10,417	
December	11,488	
January	13,559	
February	15,341	
March	17,390	
April	18,046	
May	18,067	
June	18,069	

QUALITY

	Quantity	Base Number	Contract	AT	Region	England
% of FP17s for the same patient ID Re-attending within 3 months - Children	15	407	3.7%	9.7%	11.0%	11.5%
% of FP17s for the same patient ID Re-attending within 3 months - Adults	253	1,526	16.6%	13.9%	15.3%	15.4%
% of FP17s for the same patient ID Re-attending between 3 & 9 months - Children	264	407	64.9%	61.6%	61.2%	58.9%
% of FP17s for the same patient ID Re-attending between 3 & 9 months - Adults	746	1,526	48.9%	53.5%	52.9%	51.6%
% of FP17s for Band 1 Urgent Courses	134	1,605	8.3%	9.8%	9.4%	8.9%
% of FP17s Relating to Free Repair or Replacements	17	1,605	1.1%	0.6%	0.7%	0.8%
% of FP17s Relating to Continuations	38	1,605	2.4%	0.9%	0.9%	0.9%
% of Patients satisfied with the dentistry they have received	0	0	N/A	92.3%	93.6%	93.2%
% of Patients satisfied with the time they had to wait for an appointment	0	0	N/A	89.2%	88.8%	88.8%

* This is based on patients treated on this contract for their most recent course of treatment. Figures in italics indicate the base number of FP17s or Patient Questionnaire responses are less than 100. N/A is shown where the base number of responses is less than 10 during the period. % is calculated as Quantity/Base number*100

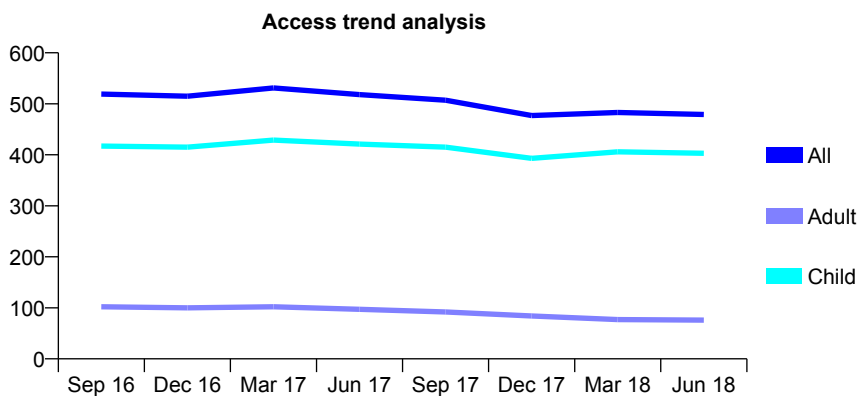
Q70 - Vital Signs At a Glance Contract Report for 167878/0001 - June 2018

Name or company name	The Lodge Dental Partnership
Contract type name	GDS Contract
Purpose of contract	General
Contract start date	01/03/2011
Contract end date	

18/19 Contracted general activity (UDA)	825
Carry forward general activity (UDA)	0
18/19 Contracted orthodontic activity (UOA)	0
Carry forward orthodontic activity (UOA)	0
Baseline contract value	£20,048.99

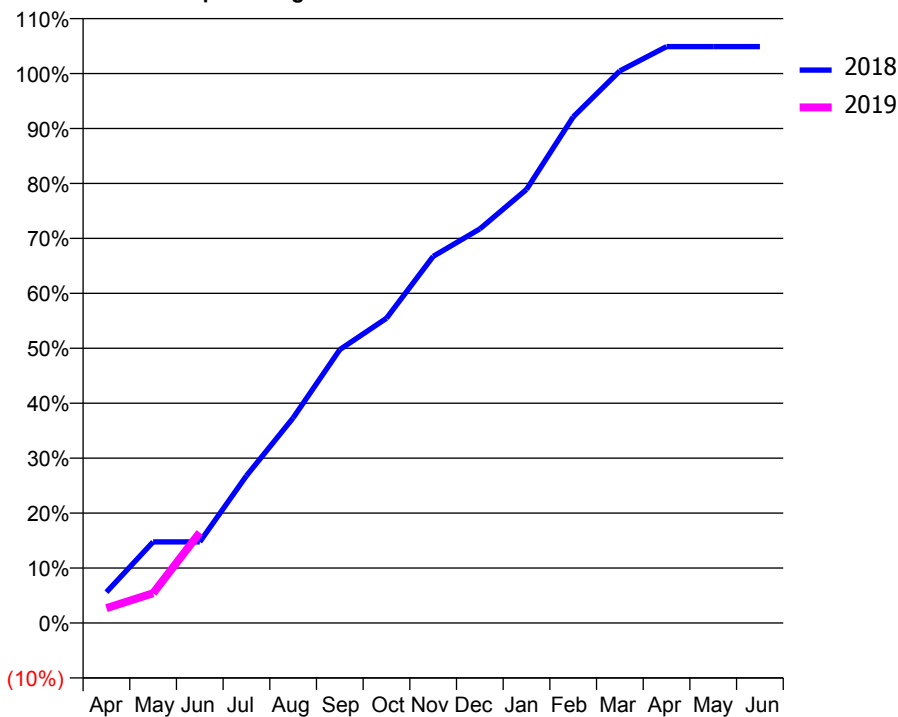
ACCESS*

Patients seen in 24 months	Total	Change since previous quarter
Quarter ending June 2017	518	
Quarter ending September 2017	507	↓
Quarter ending December 2017	477	↓
Quarter ending March 2018	483	→
Quarter ending June 2018	479	→
Variance since June 2017	(7.5%)	↓



ACTIVITY

Cumulative percentage of contracted UDA delivered 2018 & 2019



Adjusted Scheduled Activity (UDA)		
Month	2018	2019
April	46	22
May	122	45
June	122	136
July	221	
August	308	
September	411	
October	458	
November	550	
December	592	
January	651	
February	760	
March	829	
April	865	
May	865	
June	865	

QUALITY

	Quantity	Base Number	Contract	AT	Region	England
% of FP17s for the same patient ID Re-attending within 3 months - Children	5	137	3.6%	9.7%	11.0%	11.5%
% of FP17s for the same patient ID Re-attending within 3 months - Adults	1	11	9.1%	13.9%	15.3%	15.4%
% of FP17s for the same patient ID Re-attending between 3 & 9 months - Children	98	137	71.5%	61.6%	61.2%	58.9%
% of FP17s for the same patient ID Re-attending between 3 & 9 months - Adults	4	11	36.4%	53.5%	52.9%	51.6%
% of FP17s for Band 1 Urgent Courses	9	118	7.6%	9.8%	9.4%	8.9%
% of FP17s Relating to Free Repair or Replacements	0	118	0.0%	0.6%	0.7%	0.8%
% of FP17s Relating to Continuations	0	118	0.0%	0.9%	0.9%	0.9%
% of Patients satisfied with the dentistry they have received	0	0	N/A	92.3%	93.6%	93.2%
% of Patients satisfied with the time they had to wait for an appointment	0	0	N/A	89.2%	88.8%	88.8%

* This is based on patients treated on this contract for their most recent course of treatment. Figures in italics indicate the base number of FP17s or Patient Questionnaire responses are less than 100. N/A is shown where the base number of responses is less than 10 during the period. % is calculated as Quantity/Base number*100

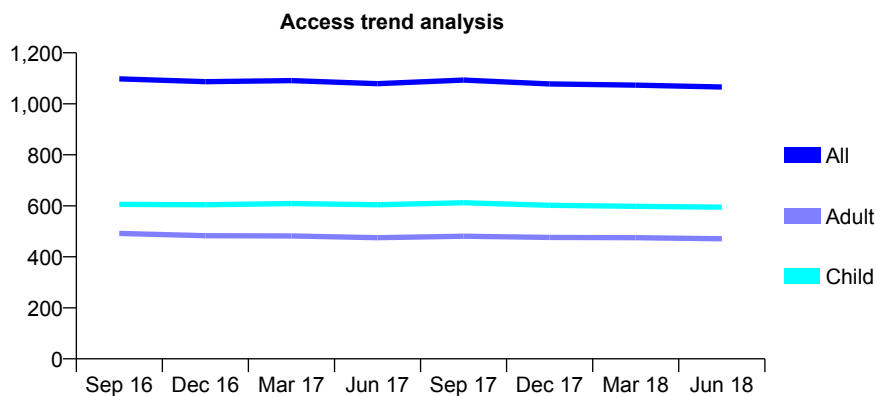
Q70 - Vital Signs At a Glance Contract Report for 168165/0001 - June 2018

Name or company name	Stalbridge Dental Practice Ltd
Contract type name	GDS Contract
Purpose of contract	General
Contract start date	01/04/2008
Contract end date	

18/19 Contracted general activity (UDA)	3,669
Carry forward general activity (UDA)	0
18/19 Contracted orthodontic activity (UOA)	0
Carry forward orthodontic activity (UOA)	0
Baseline contract value	£94,003.49

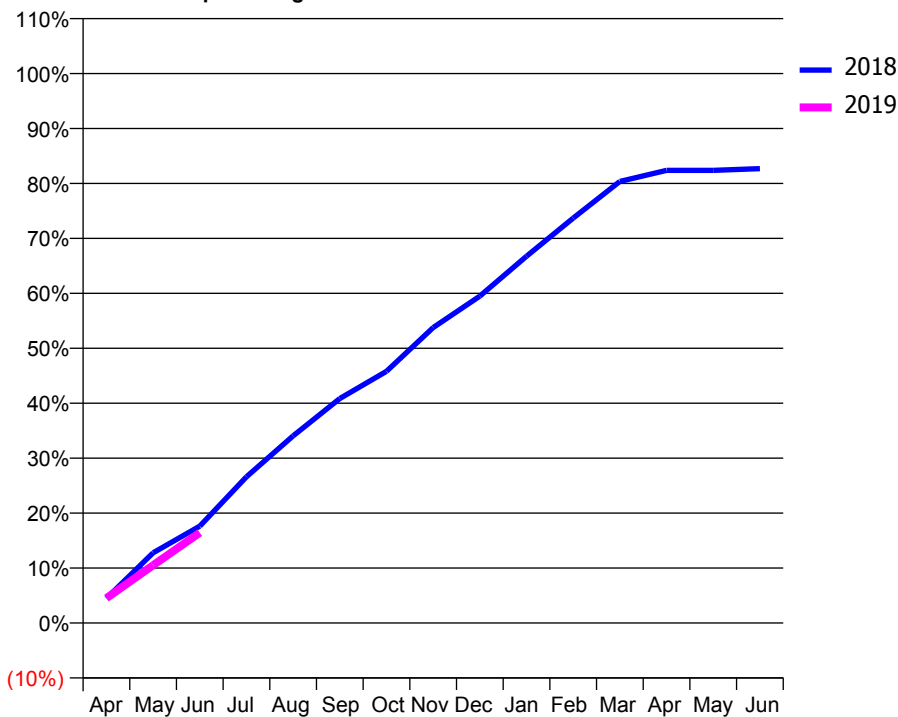
ACCESS*

Patients seen in 24 months	Total	Change since previous quarter
Quarter ending June 2017	1,079	
Quarter ending September 2017	1,093	→
Quarter ending December 2017	1,078	↓
Quarter ending March 2018	1,073	→
Quarter ending June 2018	1,066	→
Variance since June 2017	(1.2%)	↓



ACTIVITY

Cumulative percentage of contracted UDA delivered 2018 & 2019



Month	Adjusted Scheduled Activity (UDA)	
	2018	2019
April	165	166
May	469	386
June	647	603
July	976	
August	1,250	
September	1,499	
October	1,681	
November	1,973	
December	2,183	
January	2,449	
February	2,704	
March	2,948	
April	3,022	
May	3,022	
June	3,034	

QUALITY

	Quantity	Base Number	Contract	AT	Region	England
% of FP17s for the same patient ID Re-attending within 3 months - Children	4	183	2.2%	9.7%	11.0%	11.5%
% of FP17s for the same patient ID Re-attending within 3 months - Adults	20	146	13.7%	13.9%	15.3%	15.4%
% of FP17s for the same patient ID Re-attending between 3 & 9 months - Children	126	183	68.9%	61.6%	61.2%	58.9%
% of FP17s for the same patient ID Re-attending between 3 & 9 months - Adults	86	146	58.9%	53.5%	52.9%	51.6%
% of FP17s for Band 1 Urgent Courses	4	294	1.4%	9.8%	9.4%	8.9%
% of FP17s Relating to Free Repair or Replacements	0	294	0.0%	0.6%	0.7%	0.8%
% of FP17s Relating to Continuations	3	294	1.0%	0.9%	0.9%	0.9%
% of Patients satisfied with the dentistry they have received	1	1	N/A	92.3%	93.6%	93.2%
% of Patients satisfied with the time they had to wait for an appointment	1	1	N/A	89.2%	88.8%	88.8%

* This is based on patients treated on this contract for their most recent course of treatment. Figures in italics indicate the base number of FP17s or Patient Questionnaire responses are less than 100. N/A is shown where the base number of responses is less than 10 during the period. % is calculated as Quantity/Base number*100

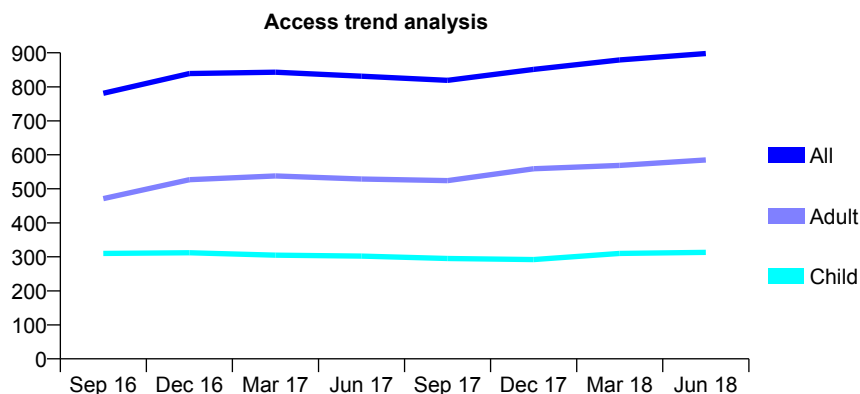
Q70 - Vital Signs At a Glance Contract Report for 169250/0001 - June 2018

Name or company name	Mrs E Aslani
Contract type name	GDS Contract
Purpose of contract	General
Contract start date	05/06/2009
Contract end date	

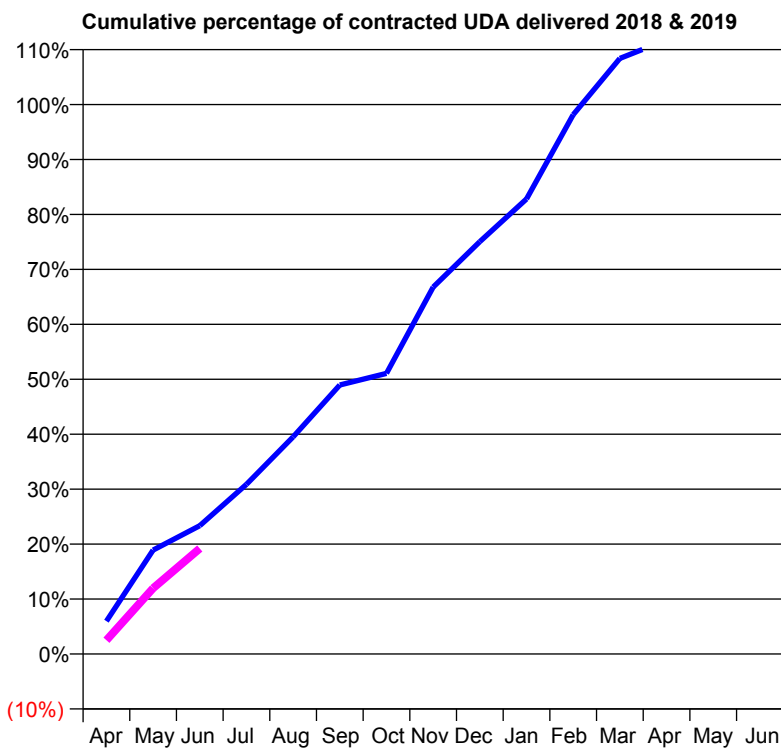
18/19 Contracted general activity (UDA)	2,300
Carry forward general activity (UDA)	0
18/19 Contracted orthodontic activity (UOA)	0
Carry forward orthodontic activity (UOA)	0
Baseline contract value	£51,994.49

ACCESS*

Patients seen in 24 months	Total	Change since previous quarter
Quarter ending June 2017	831	
Quarter ending September 2017	819	↓
Quarter ending December 2017	851	↑
Quarter ending March 2018	879	↑
Quarter ending June 2018	898	↑
Variance since June 2017	8.1%	↑



ACTIVITY



Adjusted Scheduled Activity (UDA)		
Month	2018	2019
April	137	58
May	435	276
June	537	442
July	710	
August	909	
September	1,126	
October	1,174	
November	1,536	
December	1,726	
January	1,904	
February	2,258	
March	2,493	
April	2,570	
May	2,571	
June	2,580	

QUALITY

	Quantity	Base Number	Contract	AT	Region	England
% of FP17s for the same patient ID Re-attending within 3 months - Children	13	107	12.1%	9.7%	11.0%	11.5%
% of FP17s for the same patient ID Re-attending within 3 months - Adults	41	205	20.0%	13.9%	15.3%	15.4%
% of FP17s for the same patient ID Re-attending between 3 & 9 months - Children	70	107	65.4%	61.6%	61.2%	58.9%
% of FP17s for the same patient ID Re-attending between 3 & 9 months - Adults	111	205	54.1%	53.5%	52.9%	51.6%
% of FP17s for Band 1 Urgent Courses	25	260	9.6%	9.8%	9.4%	8.9%
% of FP17s Relating to Free Repair or Replacements	1	260	0.4%	0.6%	0.7%	0.8%
% of FP17s Relating to Continuations	0	260	0.0%	0.9%	0.9%	0.9%
% of Patients satisfied with the dentistry they have received	0	0	N/A	92.3%	93.6%	93.2%
% of Patients satisfied with the time they had to wait for an appointment	0	0	N/A	89.2%	88.8%	88.8%

* This is based on patients treated on this contract for their most recent course of treatment. Figures in italics indicate the base number of FP17s or Patient Questionnaire responses are less than 100. N/A is shown where the base number of responses is less than 10 during the period. % is calculated as Quantity/Base number*100

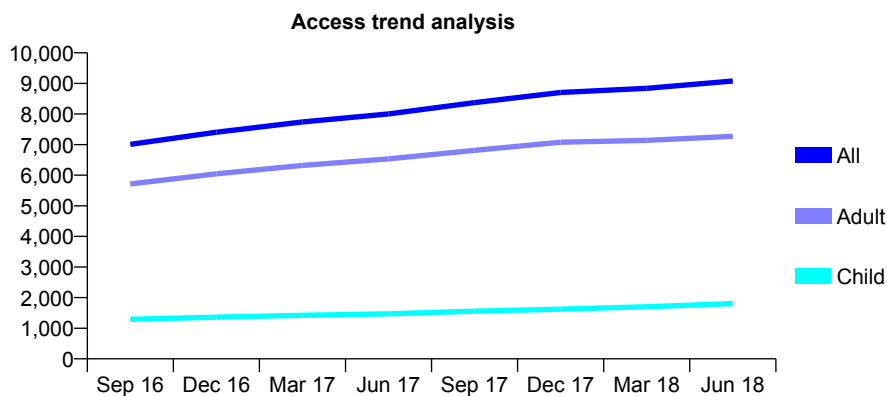
Q70 - Vital Signs At a Glance Contract Report for 169315/0001 - June 2018

Name or company name	M A & K T Cottrell
Contract type name	GDS Contract
Purpose of contract	General
Contract start date	01/04/2011
Contract end date	

18/19 Contracted general activity (UDA)	24,444
Carry forward general activity (UDA)	0
18/19 Contracted orthodontic activity (UOA)	0
Carry forward orthodontic activity (UOA)	0
Baseline contract value	£617,658.83

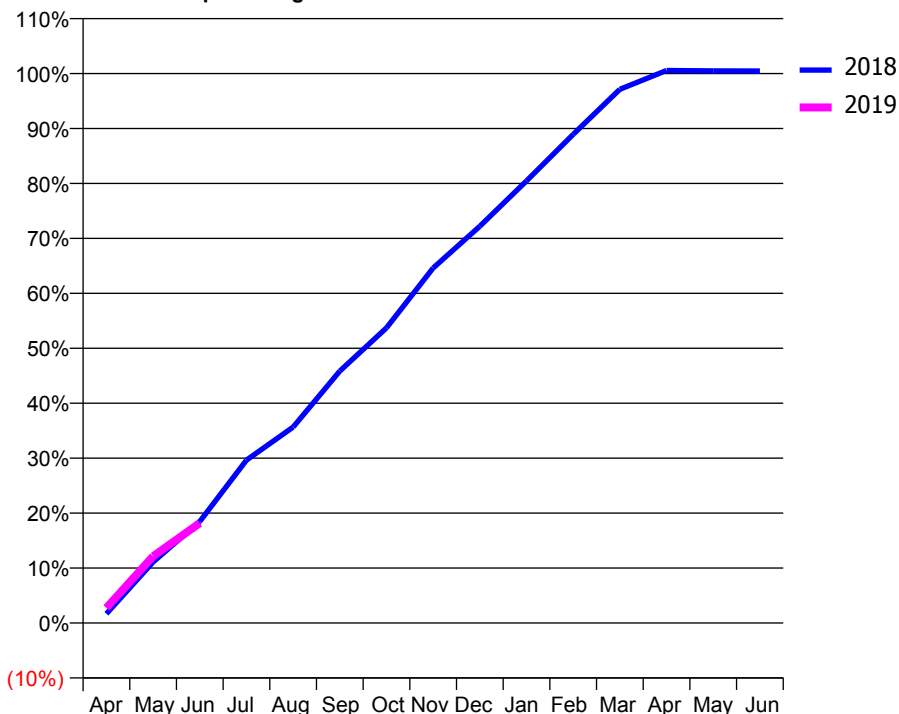
ACCESS*

Patients seen in 24 months	Total	Change since previous quarter
Quarter ending June 2017	8,001	
Quarter ending September 2017	8,371	↑
Quarter ending December 2017	8,705	↑
Quarter ending March 2018	8,840	→
Quarter ending June 2018	9,079	↑
Variance since June 2017	13.5%	↑



ACTIVITY

Cumulative percentage of contracted UDA delivered 2018 & 2019



Month	Adjusted Scheduled Activity (UDA)	
	2018	2019
April	412	674
May	2,714	2,969
June	4,518	4,443
July	7,247	
August	8,717	
September	11,207	
October	13,129	
November	15,792	
December	17,650	
January	19,669	
February	21,735	
March	23,743	
April	24,577	
May	24,560	
June	24,557	

QUALITY

	Quantity	Base Number	Contract	AT	Region	England
% of FP17s for the same patient ID Re-attending within 3 months - Children	45	669	6.7%	9.7%	11.0%	11.5%
% of FP17s for the same patient ID Re-attending within 3 months - Adults	150	1,998	7.5%	13.9%	15.3%	15.4%
% of FP17s for the same patient ID Re-attending between 3 & 9 months - Children	342	669	51.1%	61.6%	61.2%	58.9%
% of FP17s for the same patient ID Re-attending between 3 & 9 months - Adults	867	1,998	43.4%	53.5%	52.9%	51.6%
% of FP17s for Band 1 Urgent Courses	122	2,299	5.3%	9.8%	9.4%	8.9%
% of FP17s Relating to Free Repair or Replacements	1	2,299	0.0%	0.6%	0.7%	0.8%
% of FP17s Relating to Continuations	13	2,299	0.6%	0.9%	0.9%	0.9%
% of Patients satisfied with the dentistry they have received	6	6	N/A	92.3%	93.6%	93.2%
% of Patients satisfied with the time they had to wait for an appointment	6	6	N/A	89.2%	88.8%	88.8%

* This is based on patients treated on this contract for their most recent course of treatment. Figures in italics indicate the base number of FP17s or Patient Questionnaire responses are less than 100. N/A is shown where the base number of responses is less than 10 during the period. % is calculated as Quantity/Base number*100

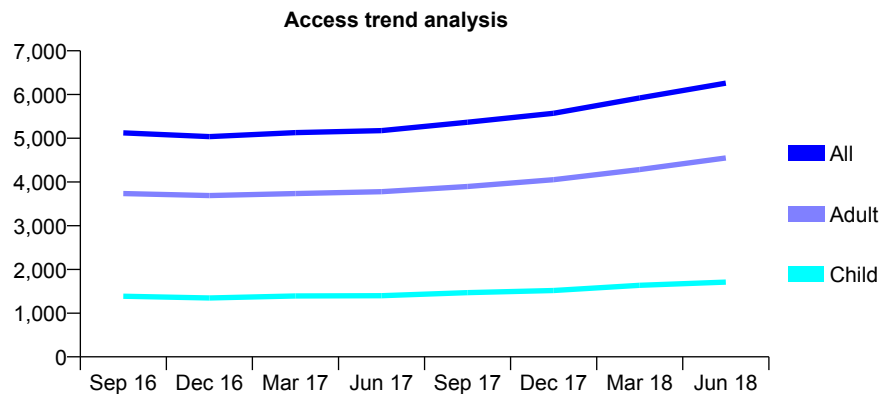
Q70 - Vital Signs At a Glance Contract Report for 170046/0001 - June 2018

Name or company name	Mr T Darling
Contract type name	GDS Contract
Purpose of contract	General and Orthodontic
Contract start date	01/12/2012
Contract end date	

18/19 Contracted general activity (UDA)	13,766
Carry forward general activity (UDA)	0
18/19 Contracted orthodontic activity (UOA)	221
Carry forward orthodontic activity (UOA)	0
Baseline contract value	£349,656.57

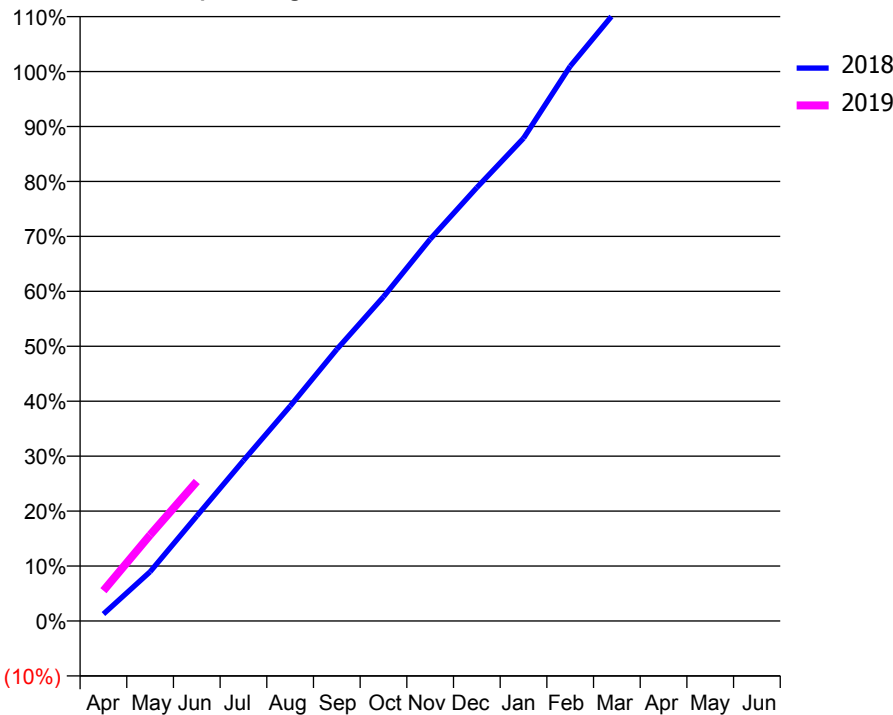
ACCESS*

Patients seen in 24 months	Total	Change since previous quarter
Quarter ending June 2017	5,175	
Quarter ending September 2017	5,366	↑
Quarter ending December 2017	5,571	↑
Quarter ending March 2018	5,921	↑
Quarter ending June 2018	6,259	↑
Variance since June 2017	20.9%	↑



ACTIVITY

Cumulative percentage of contracted UDA delivered 2018 & 2019



Month	Adjusted Scheduled Activity (UDA)	
	2018	2019
April	174	760
May	1,236	2,156
June	2,629	3,497
July	4,019	
August	5,385	
September	6,808	
October	8,123	
November	9,565	
December	10,858	
January	12,093	
February	13,898	
March	15,308	
April	15,945	
May	16,026	
June	16,045	

QUALITY

	Quantity	Base Number	Contract	AT	Region	England
% of FP17s for the same patient ID Re-attending within 3 months - Children	24	630	3.8%	9.7%	11.0%	11.5%
% of FP17s for the same patient ID Re-attending within 3 months - Adults	176	1,529	11.5%	13.9%	15.3%	15.4%
% of FP17s for the same patient ID Re-attending between 3 & 9 months - Children	305	630	48.4%	61.6%	61.2%	58.9%
% of FP17s for the same patient ID Re-attending between 3 & 9 months - Adults	615	1,529	40.2%	53.5%	52.9%	51.6%
% of FP17s for Band 1 Urgent Courses	110	1,779	6.2%	9.8%	9.4%	8.9%
% of FP17s Relating to Free Repair or Replacements	0	1,779	0.0%	0.6%	0.7%	0.8%
% of FP17s Relating to Continuations	31	1,779	1.7%	0.9%	0.9%	0.9%
% of Patients satisfied with the dentistry they have received	2	2	N/A	92.3%	93.6%	93.2%
% of Patients satisfied with the time they had to wait for an appointment	2	2	N/A	89.2%	88.8%	88.8%

* This is based on patients treated on this contract for their most recent course of treatment. Figures in italics indicate the base number of FP17s or Patient Questionnaire responses are less than 100. N/A is shown where the base number of responses is less than 10 during the period. % is calculated as Quantity/Base number*100

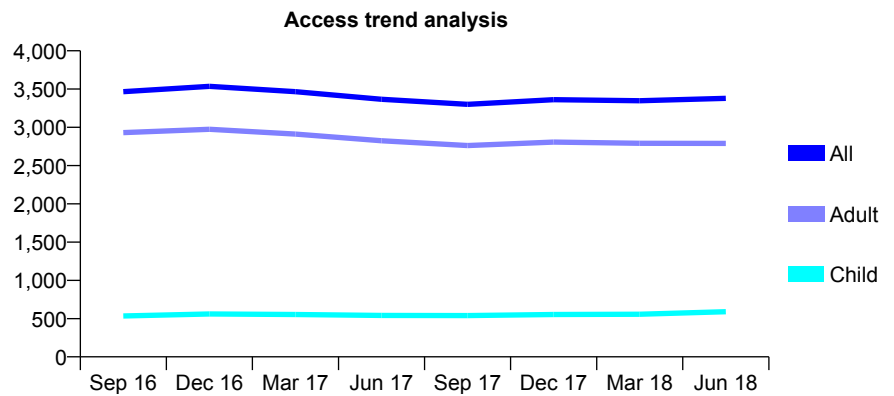
Q70 - Vital Signs At a Glance Contract Report for 170127/0001 - June 2018

Name or company name	The Erfans
Contract type name	GDS Contract
Purpose of contract	General
Contract start date	16/04/2012
Contract end date	

18/19 Contracted general activity (UDA)	9,107
Carry forward general activity (UDA)	0
18/19 Contracted orthodontic activity (UOA)	0
Carry forward orthodontic activity (UOA)	0
Baseline contract value	£226,523.67

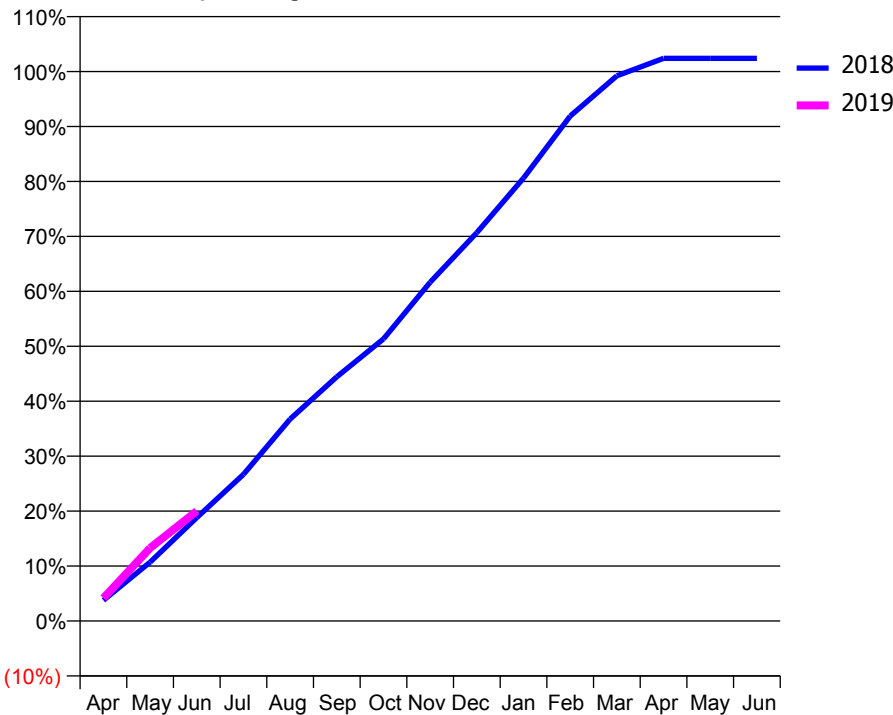
ACCESS*

Patients seen in 24 months	Total	Change since previous quarter
Quarter ending June 2017	3,366	
Quarter ending September 2017	3,301	↓
Quarter ending December 2017	3,361	→
Quarter ending March 2018	3,348	→
Quarter ending June 2018	3,379	→
Variance since June 2017	0.4%	→



ACTIVITY

Cumulative percentage of contracted UDA delivered 2018 & 2019



Month	Adjusted Scheduled Activity (UDA)	
	2018	2019
April	343	379
May	977	1,209
June	1,714	1,823
July	2,430	
August	3,347	
September	4,047	
October	4,674	
November	5,615	
December	6,436	
January	7,340	
February	8,368	
March	9,036	
April	9,326	
May	9,326	
June	9,325	

QUALITY

	Quantity	Base Number	Contract	AT	Region	England
% of FP17s for the same patient ID Re-attending within 3 months - Children	3	147	2.0%	9.7%	11.0%	11.5%
% of FP17s for the same patient ID Re-attending within 3 months - Adults	85	839	10.1%	13.9%	15.3%	15.4%
% of FP17s for the same patient ID Re-attending between 3 & 9 months - Children	68	147	46.3%	61.6%	61.2%	58.9%
% of FP17s for the same patient ID Re-attending between 3 & 9 months - Adults	520	839	62.0%	53.5%	52.9%	51.6%
% of FP17s for Band 1 Urgent Courses	45	876	5.1%	9.8%	9.4%	8.9%
% of FP17s Relating to Free Repair or Replacements	12	876	1.4%	0.6%	0.7%	0.8%
% of FP17s Relating to Continuations	10	876	1.1%	0.9%	0.9%	0.9%
% of Patients satisfied with the dentistry they have received	6	8	N/A	92.3%	93.6%	93.2%
% of Patients satisfied with the time they had to wait for an appointment	7	8	N/A	89.2%	88.8%	88.8%

* This is based on patients treated on this contract for their most recent course of treatment. Figures in italics indicate the base number of FP17s or Patient Questionnaire responses are less than 100. N/A is shown where the base number of responses is less than 10 during the period. % is calculated as Quantity/Base number*100

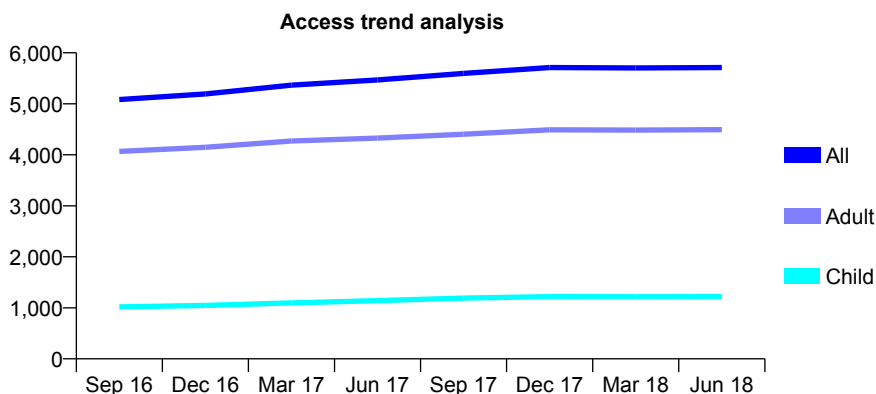
Q70 - Vital Signs At a Glance Contract Report for 170542/0001 - June 2018

Name or company name	Mr A Ebodi Deljoujin
Contract type name	GDS Contract
Purpose of contract	General
Contract start date	01/10/2010
Contract end date	

18/19 Contracted general activity (UDA)	17,076
Carry forward general activity (UDA)	0
18/19 Contracted orthodontic activity (UOA)	0
Carry forward orthodontic activity (UOA)	0
Baseline contract value	£410,167.17

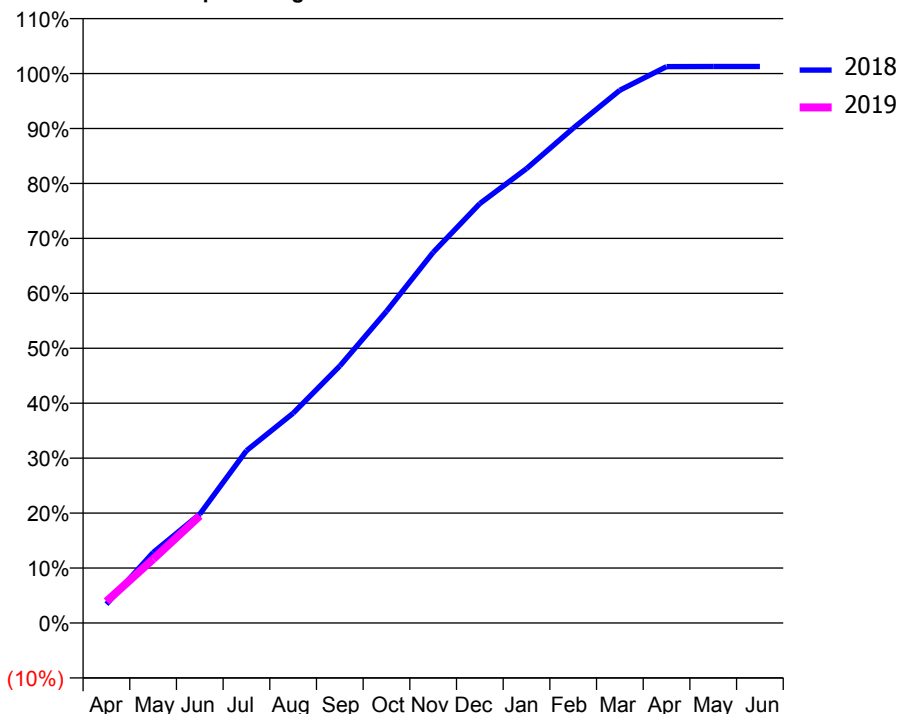
ACCESS*

Patients seen in 24 months	Total	Change since previous quarter
Quarter ending June 2017	5,468	
Quarter ending September 2017	5,595	↑
Quarter ending December 2017	5,710	↑
Quarter ending March 2018	5,702	→
Quarter ending June 2018	5,712	→
Variance since June 2017	4.5%	↑



ACTIVITY

Cumulative percentage of contracted UDA delivered 2018 & 2019



Adjusted Scheduled Activity (UDA)

Month	2018	2019
April	587	674
May	2,191	1,985
June	3,382	3,331
July	5,355	
August	6,521	
September	7,989	
October	9,685	
November	11,518	
December	13,033	
January	14,122	
February	15,377	
March	16,558	
April	17,292	
May	17,294	
June	17,294	

QUALITY

	Quantity	Base Number	Contract	AT	Region	England
% of FP17s for the same patient ID Re-attending within 3 months - Children	29	456	6.4%	9.7%	11.0%	11.5%
% of FP17s for the same patient ID Re-attending within 3 months - Adults	197	1,640	12.0%	13.9%	15.3%	15.4%
% of FP17s for the same patient ID Re-attending between 3 & 9 months - Children	298	456	65.4%	61.6%	61.2%	58.9%
% of FP17s for the same patient ID Re-attending between 3 & 9 months - Adults	1,155	1,640	70.4%	53.5%	52.9%	51.6%
% of FP17s for Band 1 Urgent Courses	125	1,802	6.9%	9.8%	9.4%	8.9%
% of FP17s Relating to Free Repair or Replacements	3	1,802	0.2%	0.6%	0.7%	0.8%
% of FP17s Relating to Continuations	18	1,802	1.0%	0.9%	0.9%	0.9%
% of Patients satisfied with the dentistry they have received	4	4	N/A	92.3%	93.6%	93.2%
% of Patients satisfied with the time they had to wait for an appointment	4	4	N/A	89.2%	88.8%	88.8%

* This is based on patients treated on this contract for their most recent course of treatment. Figures in italics indicate the base number of FP17s or Patient Questionnaire responses are less than 100. N/A is shown where the base number of responses is less than 10 during the period. % is calculated as Quantity/Base number*100

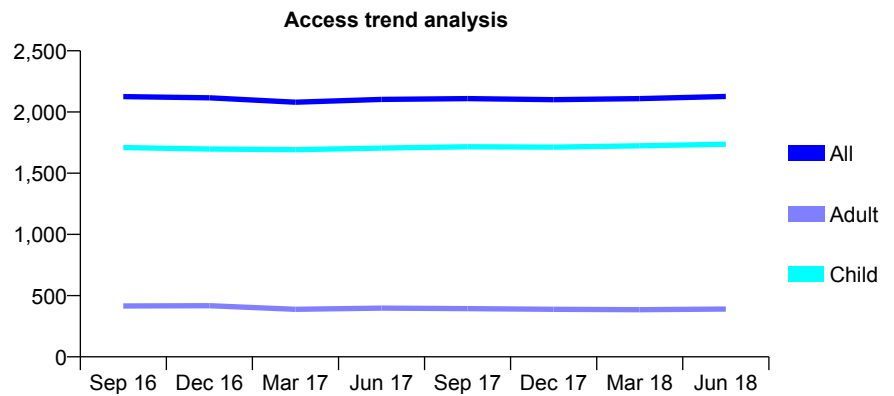
Q70 - Vital Signs At a Glance Contract Report for 171921/0001 - June 2018

Name or company name	Beauchamp House Dental Surgery
Contract type name	GDS Contract
Purpose of contract	General
Contract start date	01/04/2009
Contract end date	

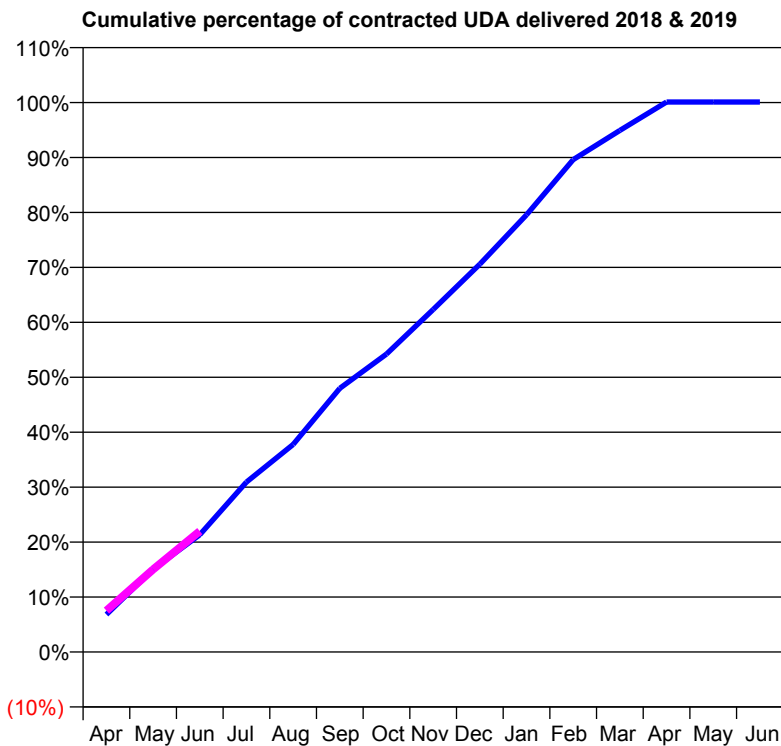
18/19 Contracted general activity (UDA)	5,000
Carry forward general activity (UDA)	0
18/19 Contracted orthodontic activity (UOA)	0
Carry forward orthodontic activity (UOA)	0
Baseline contract value	£154,970.13

ACCESS*

Patients seen in 24 months	Total	Change since previous quarter
Quarter ending June 2017	2,103	
Quarter ending September 2017	2,110	→
Quarter ending December 2017	2,101	→
Quarter ending March 2018	2,109	→
Quarter ending June 2018	2,127	→
Variance since June 2017	1.1%	→



ACTIVITY



Month	Adjusted Scheduled Activity (UDA)	
	2018	2019
April	342	377
May	753	751
June	1,067	1,100
July	1,547	
August	1,888	
September	2,399	
October	2,712	
November	3,117	
December	3,529	
January	3,978	
February	4,481	
March	4,746	
April	5,004	
May	5,004	
June	5,004	

QUALITY

	Quantity	Base Number	Contract	AT	Region	England
% of FP17s for the same patient ID Re-attending within 3 months - Children	53	778	6.8%	9.7%	11.0%	11.5%
% of FP17s for the same patient ID Re-attending within 3 months - Adults	12	89	13.5%	13.9%	15.3%	15.4%
% of FP17s for the same patient ID Re-attending between 3 & 9 months - Children	516	778	66.3%	61.6%	61.2%	58.9%
% of FP17s for the same patient ID Re-attending between 3 & 9 months - Adults	52	89	58.4%	53.5%	52.9%	51.6%
% of FP17s for Band 1 Urgent Courses	21	719	2.9%	9.8%	9.4%	8.9%
% of FP17s Relating to Free Repair or Replacements	0	719	0.0%	0.6%	0.7%	0.8%
% of FP17s Relating to Continuations	0	719	0.0%	0.9%	0.9%	0.9%
% of Patients satisfied with the dentistry they have received	0	0	N/A	92.3%	93.6%	93.2%
% of Patients satisfied with the time they had to wait for an appointment	0	0	N/A	89.2%	88.8%	88.8%

* This is based on patients treated on this contract for their most recent course of treatment. Figures in italics indicate the base number of FP17s or Patient Questionnaire responses are less than 100. N/A is shown where the base number of responses is less than 10 during the period. % is calculated as Quantity/Base number*100

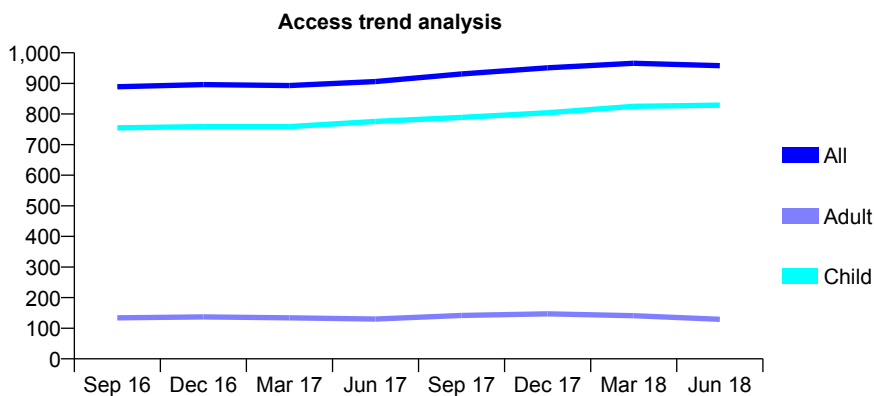
Q70 - Vital Signs At a Glance Contract Report for 173363/0001 - June 2018

Name or company name	MLL Portchester
Contract type name	GDS Contract
Purpose of contract	General
Contract start date	01/10/2009
Contract end date	

18/19 Contracted general activity (UDA)	1,430
Carry forward general activity (UDA)	0
18/19 Contracted orthodontic activity (UOA)	0
Carry forward orthodontic activity (UOA)	0
Baseline contract value	£36,645.91

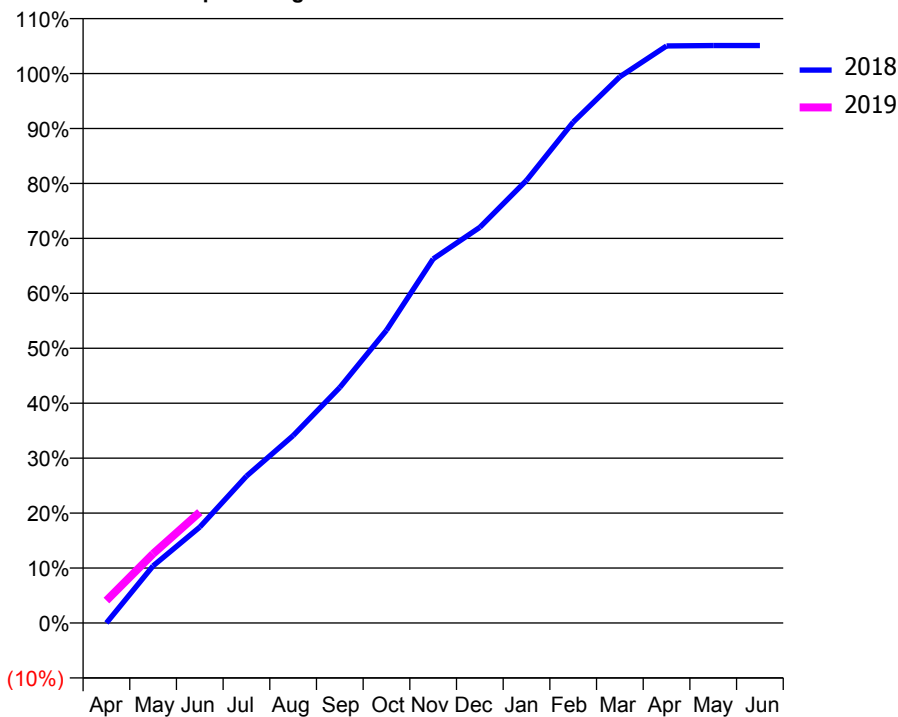
ACCESS*

Patients seen in 24 months	Total	Change since previous quarter
Quarter ending June 2017	906	
Quarter ending September 2017	931	↑
Quarter ending December 2017	951	↑
Quarter ending March 2018	966	→
Quarter ending June 2018	958	→
Variance since June 2017	5.7%	↑



ACTIVITY

Cumulative percentage of contracted UDA delivered 2018 & 2019



Adjusted Scheduled Activity (UDA)

Month	2018	2019
April	0	58
May	149	180
June	250	289
July	382	
August	488	
September	613	
October	762	
November	947	
December	1,030	
January	1,152	
February	1,304	
March	1,421	
April	1,502	
May	1,503	
June	1,503	

QUALITY

	Quantity	Base Number	Contract	AT	Region	England
% of FP17s for the same patient ID Re-attending within 3 months - Children	13	258	5.0%	9.7%	11.0%	11.5%
% of FP17s for the same patient ID Re-attending within 3 months - Adults	1	12	8.3%	13.9%	15.3%	15.4%
% of FP17s for the same patient ID Re-attending between 3 & 9 months - Children	120	258	46.5%	61.6%	61.2%	58.9%
% of FP17s for the same patient ID Re-attending between 3 & 9 months - Adults	5	12	41.7%	53.5%	52.9%	51.6%
% of FP17s for Band 1 Urgent Courses	13	212	6.1%	9.8%	9.4%	8.9%
% of FP17s Relating to Free Repair or Replacements	0	212	0.0%	0.6%	0.7%	0.8%
% of FP17s Relating to Continuations	0	212	0.0%	0.9%	0.9%	0.9%
% of Patients satisfied with the dentistry they have received	1	1	N/A	92.3%	93.6%	93.2%
% of Patients satisfied with the time they had to wait for an appointment	0	1	N/A	89.2%	88.8%	88.8%

* This is based on patients treated on this contract for their most recent course of treatment. Figures in italics indicate the base number of FP17s or Patient Questionnaire responses are less than 100. N/A is shown where the base number of responses is less than 10 during the period. % is calculated as Quantity/Base number*100

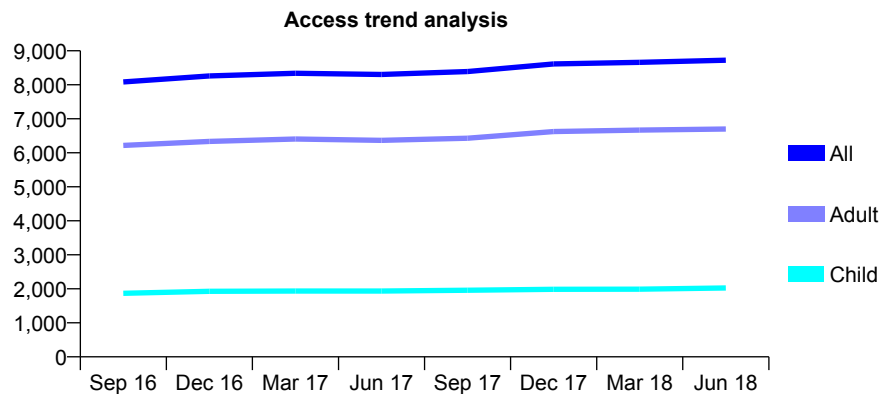
Q70 - Vital Signs At a Glance Contract Report for 175226/0001 - June 2018

Name or company name	S Cowley, R Ingham and J Angelo
Contract type name	GDS Contract
Purpose of contract	General
Contract start date	01/04/2009
Contract end date	

18/19 Contracted general activity (UDA)	26,029
Carry forward general activity (UDA)	0
18/19 Contracted orthodontic activity (UOA)	0
Carry forward orthodontic activity (UOA)	0
Baseline contract value	£771,570.74

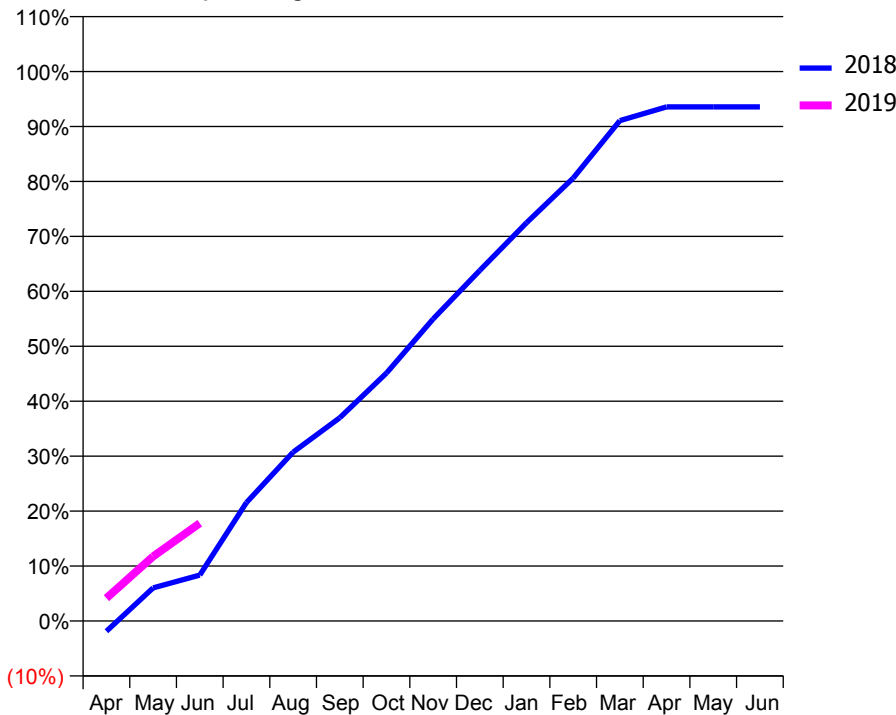
ACCESS*

Patients seen in 24 months	Total	Change since previous quarter
Quarter ending June 2017	8,302	
Quarter ending September 2017	8,389	→
Quarter ending December 2017	8,614	↑
Quarter ending March 2018	8,660	→
Quarter ending June 2018	8,725	→
Variance since June 2017	5.1%	↑



ACTIVITY

Cumulative percentage of contracted UDA delivered 2018 & 2019



Month	Adjusted Scheduled Activity (UDA)	
	2018	2019
April	-452	1,084
May	1,449	3,059
June	2,008	4,632
July	5,184	
August	7,384	
September	8,889	
October	10,844	
November	13,212	
December	15,330	
January	17,416	
February	19,368	
March	21,883	
April	22,483	
May	22,483	
June	22,483	

QUALITY

	Quantity	Base Number	Contract	AT	Region	England
% of FP17s for the same patient ID Re-attending within 3 months - Children	42	612	6.9%	9.7%	11.0%	11.5%
% of FP17s for the same patient ID Re-attending within 3 months - Adults	361	2,023	17.8%	13.9%	15.3%	15.4%
% of FP17s for the same patient ID Re-attending between 3 & 9 months - Children	356	612	58.2%	61.6%	61.2%	58.9%
% of FP17s for the same patient ID Re-attending between 3 & 9 months - Adults	1,064	2,023	52.6%	53.5%	52.9%	51.6%
% of FP17s for Band 1 Urgent Courses	197	2,376	8.3%	9.8%	9.4%	8.9%
% of FP17s Relating to Free Repair or Replacements	15	2,376	0.6%	0.6%	0.7%	0.8%
% of FP17s Relating to Continuations	70	2,376	2.9%	0.9%	0.9%	0.9%
% of Patients satisfied with the dentistry they have received	4	5	N/A	92.3%	93.6%	93.2%
% of Patients satisfied with the time they had to wait for an appointment	3	5	N/A	89.2%	88.8%	88.8%

* This is based on patients treated on this contract for their most recent course of treatment. Figures in italics indicate the base number of FP17s or Patient Questionnaire responses are less than 100. N/A is shown where the base number of responses is less than 10 during the period. % is calculated as Quantity/Base number*100

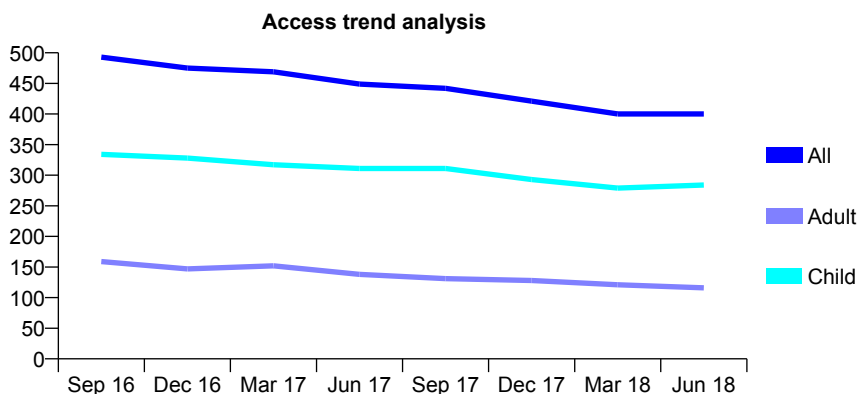
Q70 - Vital Signs At a Glance Contract Report for 177148/0001 - June 2018

Name or company name	Miss S K Dau
Contract type name	GDS Contract
Purpose of contract	General
Contract start date	01/02/2014
Contract end date	

18/19 Contracted general activity (UDA)	1,500
Carry forward general activity (UDA)	0
18/19 Contracted orthodontic activity (UOA)	0
Carry forward orthodontic activity (UOA)	0
Baseline contract value	£35,668.94

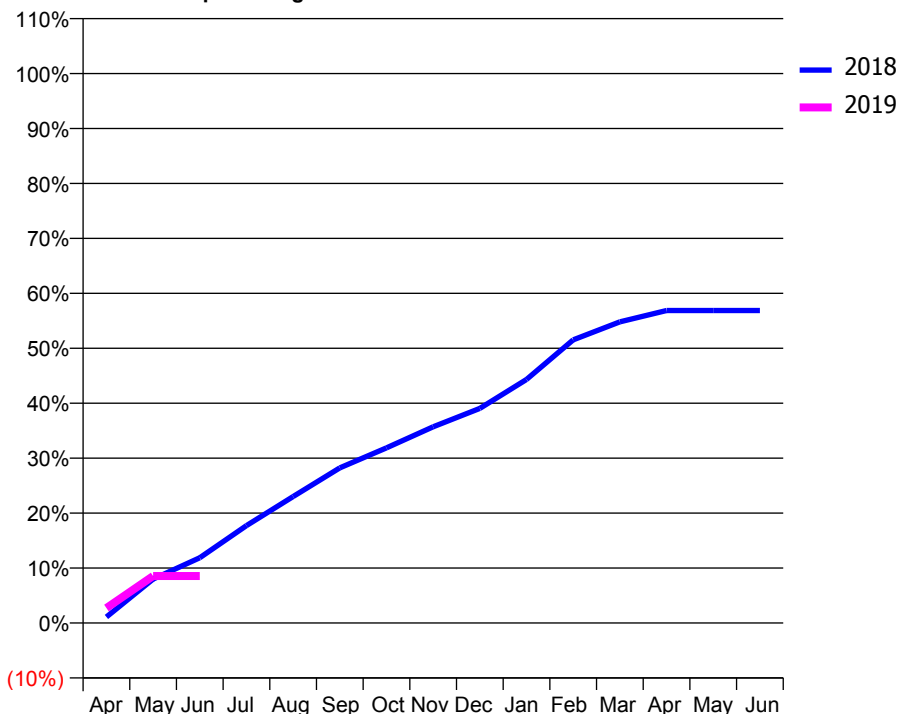
ACCESS*

Patients seen in 24 months	Total	Change since previous quarter
Quarter ending June 2017	449	
Quarter ending September 2017	442	↓
Quarter ending December 2017	421	↓
Quarter ending March 2018	400	↓
Quarter ending June 2018	400	→
Variance since June 2017	(10.9%)	↓



ACTIVITY

Cumulative percentage of contracted UDA delivered 2018 & 2019



Adjusted Scheduled Activity (UDA)

Month	2018	2019
April	17	41
May	120	128
June	178	128
July	266	
August	345	
September	424	
October	478	
November	536	
December	586	
January	665	
February	773	
March	822	
April	853	
May	853	
June	853	

QUALITY

	Quantity	Base Number	Contract	AT	Region	England
% of FP17s for the same patient ID Re-attending within 3 months - Children	2	81	2.5%	9.7%	11.0%	11.5%
% of FP17s for the same patient ID Re-attending within 3 months - Adults	2	22	9.1%	13.9%	15.3%	15.4%
% of FP17s for the same patient ID Re-attending between 3 & 9 months - Children	57	81	70.4%	61.6%	61.2%	58.9%
% of FP17s for the same patient ID Re-attending between 3 & 9 months - Adults	15	22	68.2%	53.5%	52.9%	51.6%
% of FP17s for Band 1 Urgent Courses	1	86	1.2%	9.8%	9.4%	8.9%
% of FP17s Relating to Free Repair or Replacements	0	86	0.0%	0.6%	0.7%	0.8%
% of FP17s Relating to Continuations	0	86	0.0%	0.9%	0.9%	0.9%
% of Patients satisfied with the dentistry they have received	0	0	N/A	92.3%	93.6%	93.2%
% of Patients satisfied with the time they had to wait for an appointment	0	0	N/A	89.2%	88.8%	88.8%

* This is based on patients treated on this contract for their most recent course of treatment. Figures in italics indicate the base number of FP17s or Patient Questionnaire responses are less than 100. N/A is shown where the base number of responses is less than 10 during the period. % is calculated as Quantity/Base number*100

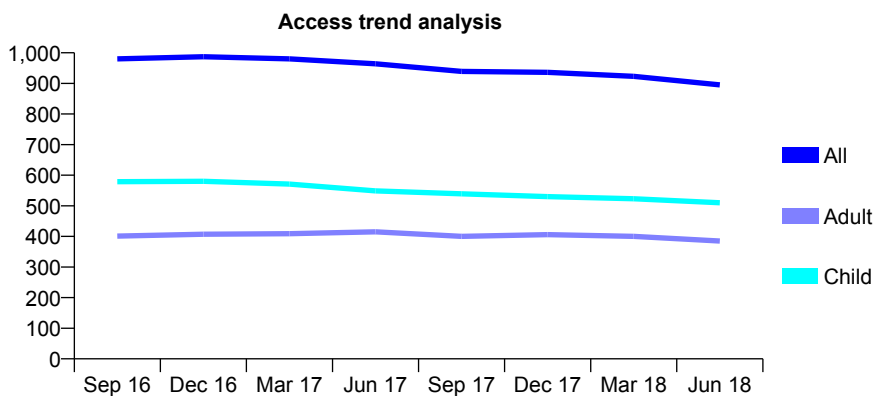
Q70 - Vital Signs At a Glance Contract Report for 177571/0001 - June 2018

Name or company name	Mr M Dellafera
Contract type name	GDS Contract
Purpose of contract	General
Contract start date	01/07/2008
Contract end date	

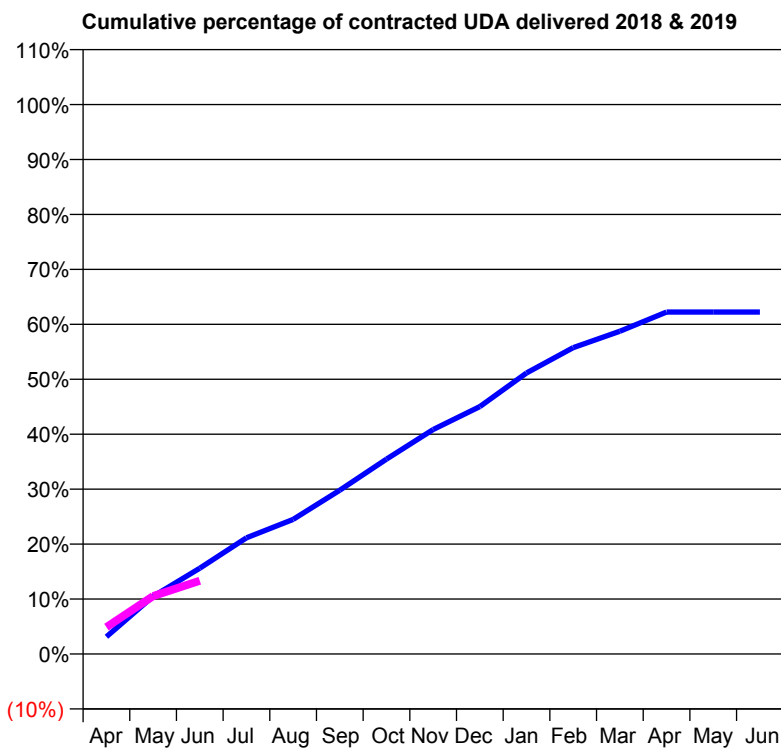
18/19 Contracted general activity (UDA)	1,950
Carry forward general activity (UDA)	0
18/19 Contracted orthodontic activity (UOA)	0
Carry forward orthodontic activity (UOA)	0
Baseline contract value	£44,331.00

ACCESS*

Patients seen in 24 months	Total	Change since previous quarter
Quarter ending June 2017	964	
Quarter ending September 2017	939	↓
Quarter ending December 2017	936	→
Quarter ending March 2018	923	↓
Quarter ending June 2018	895	↓
Variance since June 2017	(7.2%)	↓



ACTIVITY



Adjusted Scheduled Activity (UDA)		
Month	2018	2019
April	82	95
May	273	206
June	406	260
July	550	
August	637	
September	775	
October	922	
November	1,062	
December	1,171	
January	1,330	
February	1,450	
March	1,527	
April	1,618	
May	1,618	
June	1,618	

QUALITY

	Quantity	Base Number	Contract	AT	Region	England
% of FP17s for the same patient ID Re-attending within 3 months - Children	8	188	4.3%	9.7%	11.0%	11.5%
% of FP17s for the same patient ID Re-attending within 3 months - Adults	15	108	13.9%	13.9%	15.3%	15.4%
% of FP17s for the same patient ID Re-attending between 3 & 9 months - Children	133	188	70.7%	61.6%	61.2%	58.9%
% of FP17s for the same patient ID Re-attending between 3 & 9 months - Adults	65	108	60.2%	53.5%	52.9%	51.6%
% of FP17s for Band 1 Urgent Courses	10	224	4.5%	9.8%	9.4%	8.9%
% of FP17s Relating to Free Repair or Replacements	0	224	0.0%	0.6%	0.7%	0.8%
% of FP17s Relating to Continuations	2	224	0.9%	0.9%	0.9%	0.9%
% of Patients satisfied with the dentistry they have received	0	0	N/A	92.3%	93.6%	93.2%
% of Patients satisfied with the time they had to wait for an appointment	0	0	N/A	89.2%	88.8%	88.8%

* This is based on patients treated on this contract for their most recent course of treatment. Figures in italics indicate the base number of FP17s or Patient Questionnaire responses are less than 100. N/A is shown where the base number of responses is less than 10 during the period. % is calculated as Quantity/Base number*100

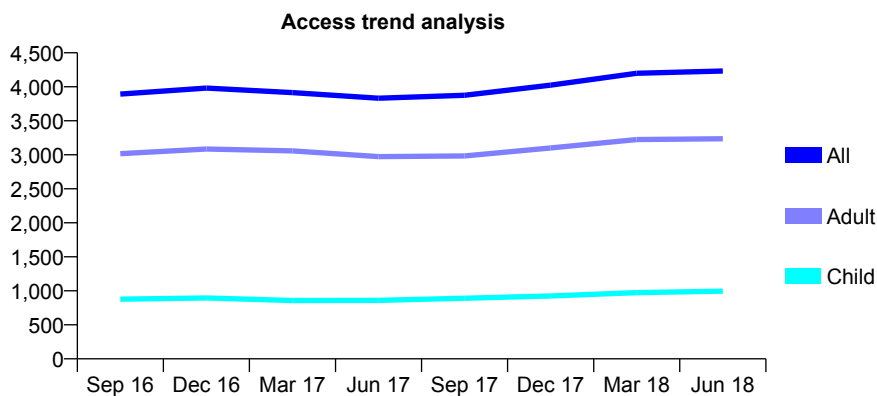
Q70 - Vital Signs At a Glance Contract Report for 179418/0001 - June 2018

Name or company name	Moonlight Dental Surgeries Ltd
Contract type name	GDS Contract
Purpose of contract	General
Contract start date	01/10/2008
Contract end date	

18/19 Contracted general activity (UDA)	14,000
Carry forward general activity (UDA)	0
18/19 Contracted orthodontic activity (UOA)	0
Carry forward orthodontic activity (UOA)	0
Baseline contract value	£350,012.29

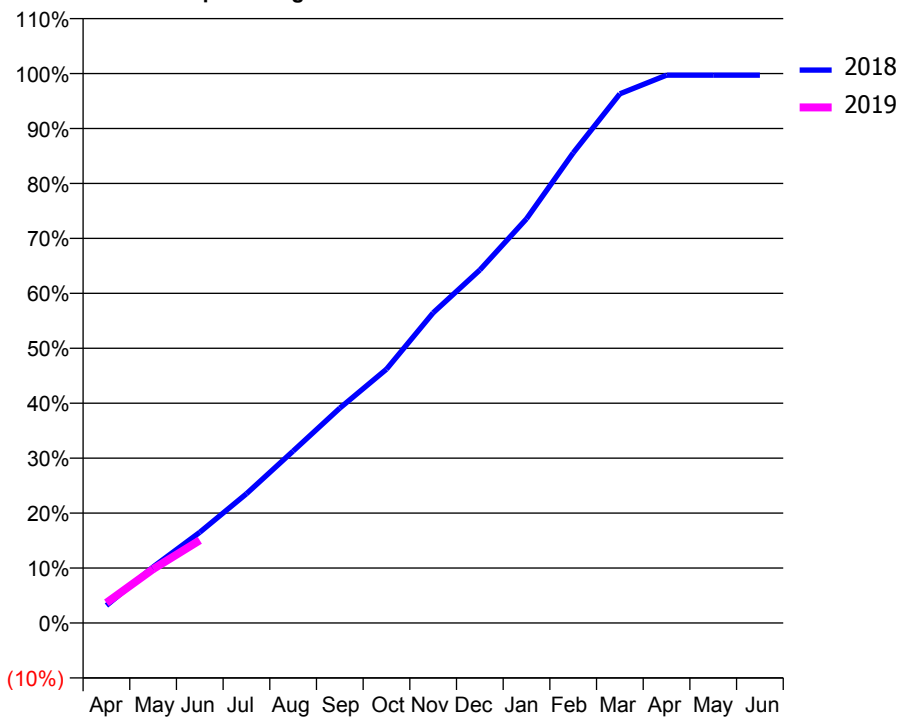
ACCESS*

Patients seen in 24 months	Total	Change since previous quarter
Quarter ending June 2017	3,832	
Quarter ending September 2017	3,876	→
Quarter ending December 2017	4,024	↑
Quarter ending March 2018	4,199	↑
Quarter ending June 2018	4,232	→
Variance since June 2017	10.4%	↑



ACTIVITY

Cumulative percentage of contracted UDA delivered 2018 & 2019



Adjusted Scheduled Activity (UDA)

Month	2018	2019
April	432	515
May	1,377	1,375
June	2,229	2,109
July	3,175	
August	4,223	
September	5,278	
October	6,235	
November	7,623	
December	8,673	
January	9,931	
February	11,549	
March	13,000	
April	13,460	
May	13,460	
June	13,460	

QUALITY

	Quantity	Base Number	Contract	AT	Region	England
% of FP17s for the same patient ID Re-attending within 3 months - Children	10	391	2.6%	9.7%	11.0%	11.5%
% of FP17s for the same patient ID Re-attending within 3 months - Adults	76	933	8.1%	13.9%	15.3%	15.4%
% of FP17s for the same patient ID Re-attending between 3 & 9 months - Children	306	391	78.3%	61.6%	61.2%	58.9%
% of FP17s for the same patient ID Re-attending between 3 & 9 months - Adults	662	933	71.0%	53.5%	52.9%	51.6%
% of FP17s for Band 1 Urgent Courses	75	1,131	6.6%	9.8%	9.4%	8.9%
% of FP17s Relating to Free Repair or Replacements	10	1,131	0.9%	0.6%	0.7%	0.8%
% of FP17s Relating to Continuations	0	1,131	0.0%	0.9%	0.9%	0.9%
% of Patients satisfied with the dentistry they have received	7	7	N/A	92.3%	93.6%	93.2%
% of Patients satisfied with the time they had to wait for an appointment	7	7	N/A	89.2%	88.8%	88.8%

* This is based on patients treated on this contract for their most recent course of treatment. Figures in italics indicate the base number of FP17s or Patient Questionnaire responses are less than 100. N/A is shown where the base number of responses is less than 10 during the period. % is calculated as Quantity/Base number*100

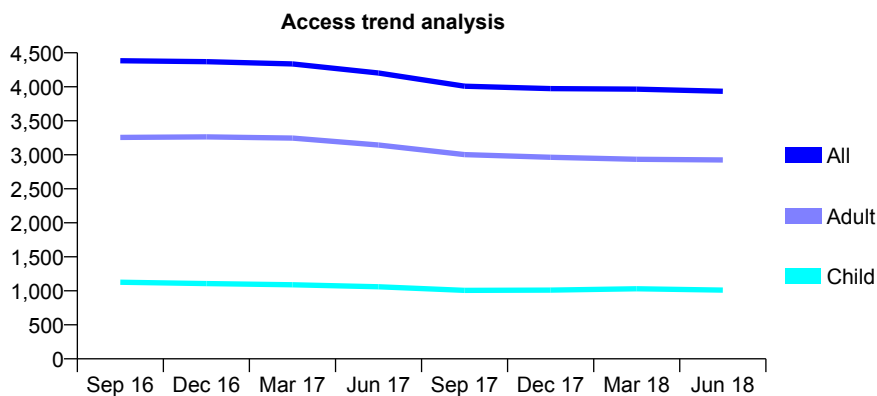
Q70 - Vital Signs At a Glance Contract Report for 179981/0001 - June 2018

Name or company name	Tolpuddle Dental Practice Ltd
Contract type name	GDS Contract
Purpose of contract	General
Contract start date	06/04/2007
Contract end date	

18/19 Contracted general activity (UDA)	13,500
Carry forward general activity (UDA)	0
18/19 Contracted orthodontic activity (UOA)	0
Carry forward orthodontic activity (UOA)	0
Baseline contract value	£342,577.95

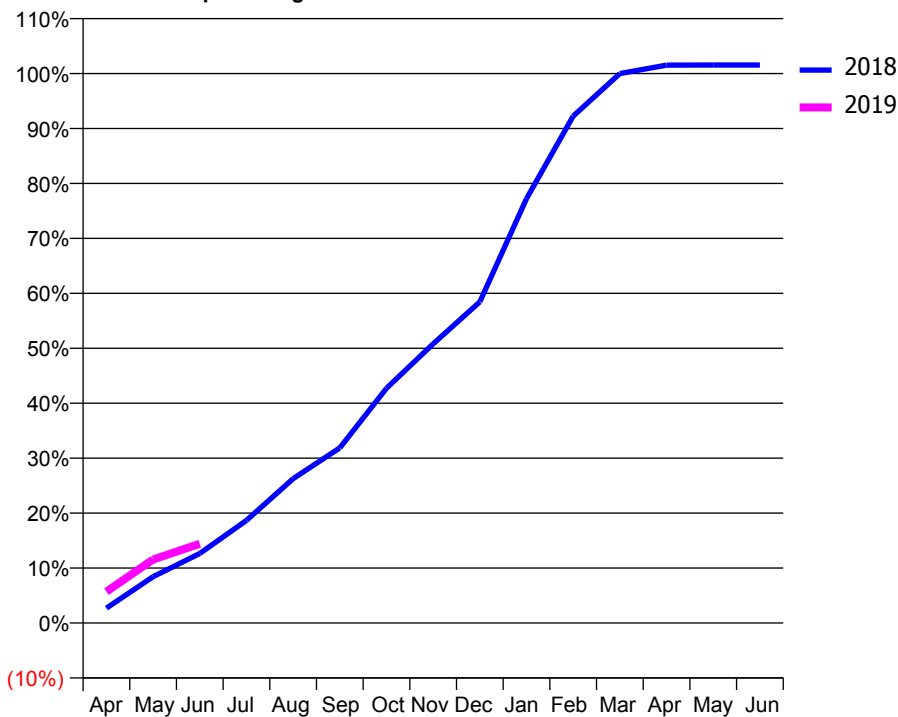
ACCESS*

Patients seen in 24 months	Total	Change since previous quarter
Quarter ending June 2017	4,203	
Quarter ending September 2017	4,009	↓
Quarter ending December 2017	3,973	→
Quarter ending March 2018	3,965	→
Quarter ending June 2018	3,935	→
Variance since June 2017	(6.4%)	↓



ACTIVITY

Cumulative percentage of contracted UDA delivered 2018 & 2019



Adjusted Scheduled Activity (UDA)

Month	2018	2019
April	271	771
May	842	1,560
June	1,267	1,947
July	1,868	
August	2,627	
September	3,188	
October	4,273	
November	5,080	
December	5,844	
January	7,724	
February	9,226	
March	9,998	
April	10,153	
May	10,155	
June	10,155	

QUALITY

	Quantity	Base Number	Contract	AT	Region	England
% of FP17s for the same patient ID Re-attending within 3 months - Children	16	290	5.5%	9.7%	11.0%	11.5%
% of FP17s for the same patient ID Re-attending within 3 months - Adults	29	677	4.3%	13.9%	15.3%	15.4%
% of FP17s for the same patient ID Re-attending between 3 & 9 months - Children	215	290	74.1%	61.6%	61.2%	58.9%
% of FP17s for the same patient ID Re-attending between 3 & 9 months - Adults	493	677	72.8%	53.5%	52.9%	51.6%
% of FP17s for Band 1 Urgent Courses	25	906	2.8%	9.8%	9.4%	8.9%
% of FP17s Relating to Free Repair or Replacements	6	906	0.7%	0.6%	0.7%	0.8%
% of FP17s Relating to Continuations	1	906	0.1%	0.9%	0.9%	0.9%
% of Patients satisfied with the dentistry they have received	3	3	N/A	92.3%	93.6%	93.2%
% of Patients satisfied with the time they had to wait for an appointment	1	3	N/A	89.2%	88.8%	88.8%

* This is based on patients treated on this contract for their most recent course of treatment. Figures in italics indicate the base number of FP17s or Patient Questionnaire responses are less than 100. N/A is shown where the base number of responses is less than 10 during the period. % is calculated as Quantity/Base number*100

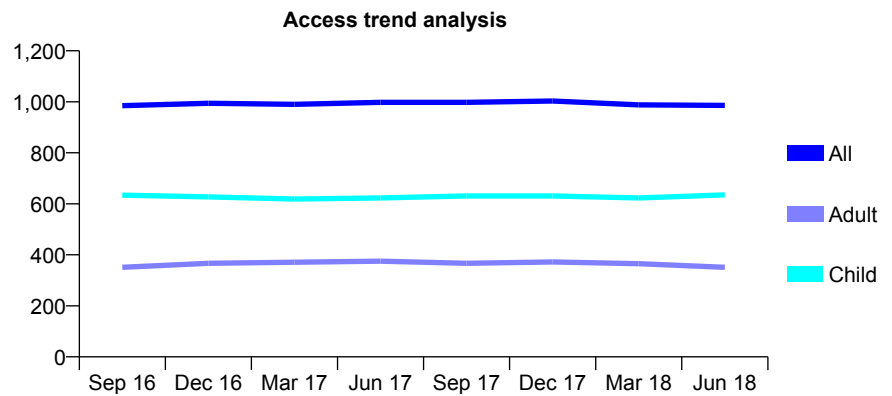
Q70 - Vital Signs At a Glance Contract Report for 180211/0001 - June 2018

Name or company name	Mr R Morgan
Contract type name	GDS Contract
Purpose of contract	General
Contract start date	01/04/2006
Contract end date	

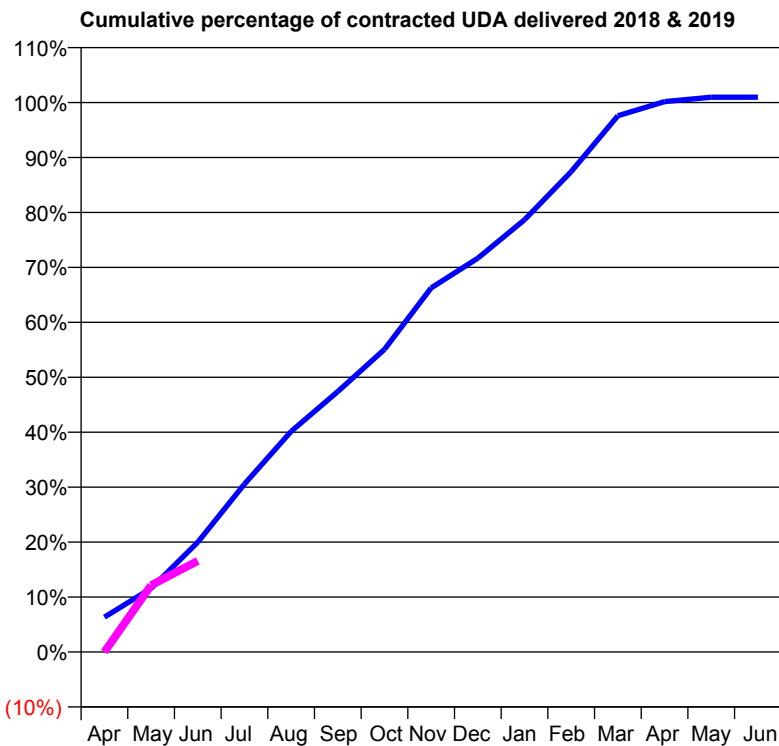
18/19 Contracted general activity (UDA)	2,150
Carry forward general activity (UDA)	0
18/19 Contracted orthodontic activity (UOA)	0
Carry forward orthodontic activity (UOA)	0
Baseline contract value	£48,242.21

ACCESS*

Patients seen in 24 months	Total	Change since previous quarter
Quarter ending June 2017	998	
Quarter ending September 2017	998	→
Quarter ending December 2017	1,003	→
Quarter ending March 2018	988	↓
Quarter ending June 2018	986	→
Variance since June 2017	(1.2%)	↓



ACTIVITY



Adjusted Scheduled Activity (UDA)		
Month	2018	2019
April	137	0
May	249	261
June	430	356
July	657	
August	863	
September	1,019	
October	1,184	
November	1,424	
December	1,541	
January	1,691	
February	1,880	
March	2,098	
April	2,154	
May	2,171	
June	2,171	

QUALITY

	Quantity	Base Number	Contract	AT	Region	England
% of FP17s for the same patient ID Re-attending within 3 months - Children	21	249	8.4%	9.7%	11.0%	11.5%
% of FP17s for the same patient ID Re-attending within 3 months - Adults	8	78	10.3%	13.9%	15.3%	15.4%
% of FP17s for the same patient ID Re-attending between 3 & 9 months - Children	173	249	69.5%	61.6%	61.2%	58.9%
% of FP17s for the same patient ID Re-attending between 3 & 9 months - Adults	46	78	59.0%	53.5%	52.9%	51.6%
% of FP17s for Band 1 Urgent Courses	12	275	4.4%	9.8%	9.4%	8.9%
% of FP17s Relating to Free Repair or Replacements	0	275	0.0%	0.6%	0.7%	0.8%
% of FP17s Relating to Continuations	0	275	0.0%	0.9%	0.9%	0.9%
% of Patients satisfied with the dentistry they have received	0	0	N/A	92.3%	93.6%	93.2%
% of Patients satisfied with the time they had to wait for an appointment	0	0	N/A	89.2%	88.8%	88.8%

* This is based on patients treated on this contract for their most recent course of treatment. Figures in italics indicate the base number of FP17s or Patient Questionnaire responses are less than 100. N/A is shown where the base number of responses is less than 10 during the period. % is calculated as Quantity/Base number*100

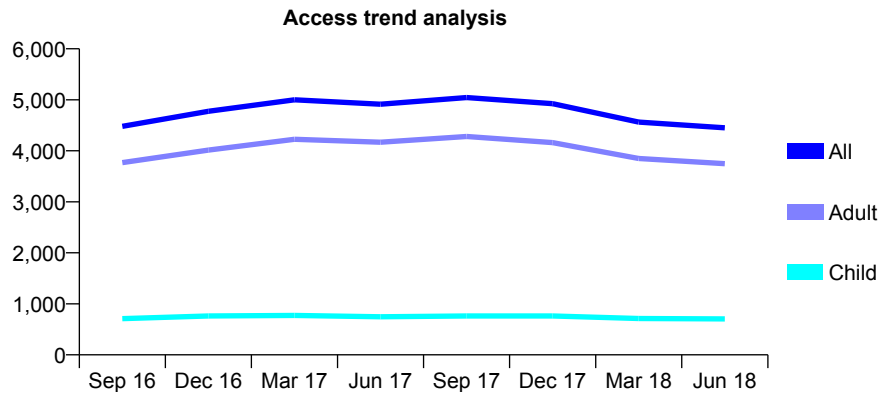
Q70 - Vital Signs At a Glance Contract Report for 180548/0001 - June 2018

Name or company name	West Hill Dental Clinic Ltd
Contract type name	GDS Contract
Purpose of contract	General
Contract start date	01/10/2008
Contract end date	

18/19 Contracted general activity (UDA)	21,750
Carry forward general activity (UDA)	0
18/19 Contracted orthodontic activity (UOA)	0
Carry forward orthodontic activity (UOA)	0
Baseline contract value	£490,737.64

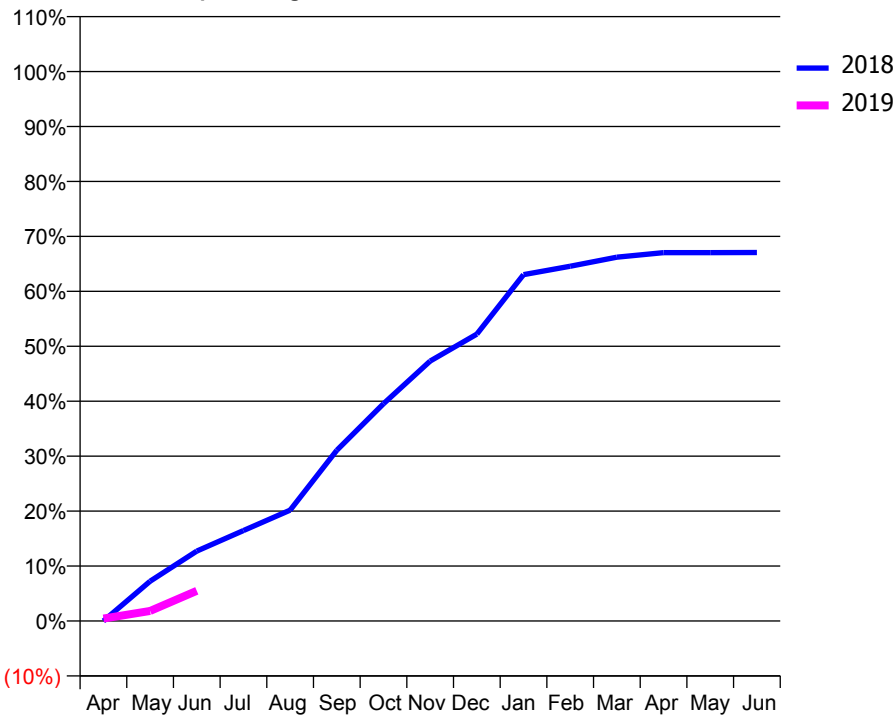
ACCESS*

Patients seen in 24 months	Total	Change since previous quarter
Quarter ending June 2017	4,914	
Quarter ending September 2017	5,044	↑
Quarter ending December 2017	4,924	↓
Quarter ending March 2018	4,563	↓
Quarter ending June 2018	4,451	↓
Variance since June 2017	(9.4%)	↓



ACTIVITY

Cumulative percentage of contracted UDA delivered 2018 & 2019



Month	Adjusted Scheduled Activity (UDA)	
	2018	2019
April	0	97
May	1,203	399
June	2,113	1,196
July	2,730	
August	3,346	
September	5,153	
October	6,559	
November	7,848	
December	8,660	
January	10,456	
February	10,709	
March	10,985	
April	11,121	
May	11,122	
June	11,124	

QUALITY

	Quantity	Base Number	Contract	AT	Region	England
% of FP17s for the same patient ID Re-attending within 3 months - Children	7	134	5.2%	9.7%	11.0%	11.5%
% of FP17s for the same patient ID Re-attending within 3 months - Adults	54	723	7.5%	13.9%	15.3%	15.4%
% of FP17s for the same patient ID Re-attending between 3 & 9 months - Children	58	134	43.3%	61.6%	61.2%	58.9%
% of FP17s for the same patient ID Re-attending between 3 & 9 months - Adults	260	723	36.0%	53.5%	52.9%	51.6%
% of FP17s for Band 1 Urgent Courses	137	747	18.3%	9.8%	9.4%	8.9%
% of FP17s Relating to Free Repair or Replacements	3	747	0.4%	0.6%	0.7%	0.8%
% of FP17s Relating to Continuations	5	747	0.7%	0.9%	0.9%	0.9%
% of Patients satisfied with the dentistry they have received	3	3	N/A	92.3%	93.6%	93.2%
% of Patients satisfied with the time they had to wait for an appointment	3	3	N/A	89.2%	88.8%	88.8%

* This is based on patients treated on this contract for their most recent course of treatment. Figures in italics indicate the base number of FP17s or Patient Questionnaire responses are less than 100. N/A is shown where the base number of responses is less than 10 during the period. % is calculated as Quantity/Base number*100

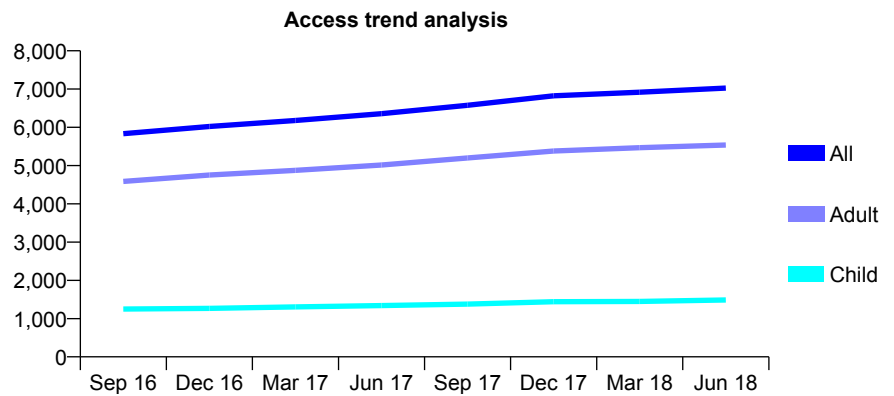
Q70 - Vital Signs At a Glance Contract Report for 181145/0001 - June 2018

Name or company name	Adelstone Dental Care Ltd
Contract type name	GDS Contract
Purpose of contract	General
Contract start date	01/04/2008
Contract end date	

18/19 Contracted general activity (UDA)	19,600
Carry forward general activity (UDA)	0
18/19 Contracted orthodontic activity (UOA)	0
Carry forward orthodontic activity (UOA)	0
Baseline contract value	£553,409.50

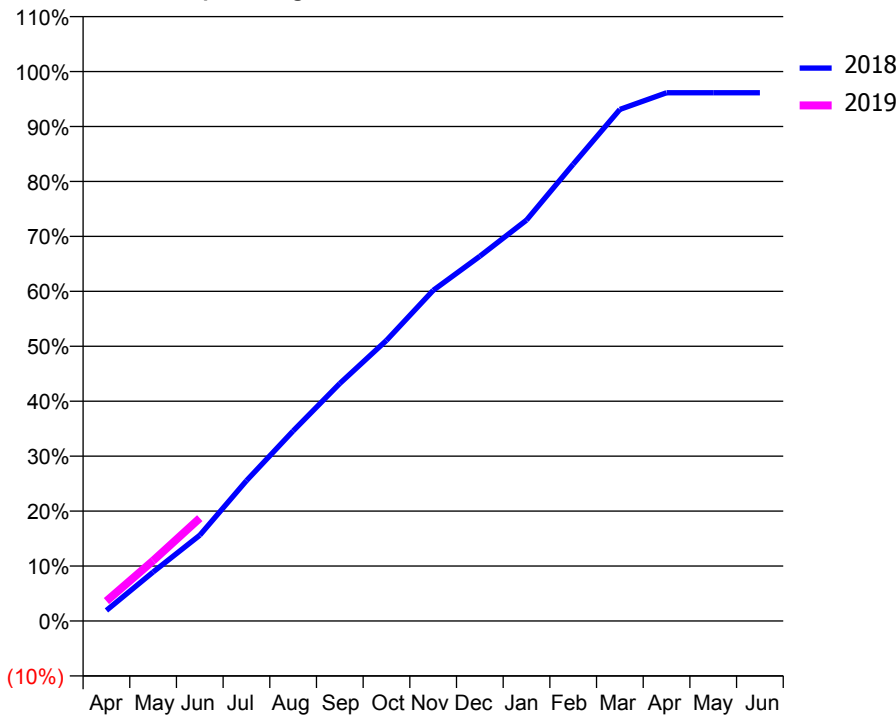
ACCESS*

Patients seen in 24 months	Total	Change since previous quarter
Quarter ending June 2017	6,356	
Quarter ending September 2017	6,575	↑
Quarter ending December 2017	6,824	↑
Quarter ending March 2018	6,917	→
Quarter ending June 2018	7,024	→
Variance since June 2017	10.5%	↑



ACTIVITY

Cumulative percentage of contracted UDA delivered 2018 & 2019



Month	2018	2019
April	378	711
May	1,750	2,153
June	3,058	3,669
July	5,006	
August	6,780	
September	8,473	
October	10,009	
November	11,793	
December	13,010	
January	14,302	
February	16,293	
March	18,247	
April	18,841	
May	18,840	
June	18,840	

QUALITY

	Quantity	Base Number	Contract	AT	Region	England
% of FP17s for the same patient ID Re-attending within 3 months - Children	25	501	5.0%	9.7%	11.0%	11.5%
% of FP17s for the same patient ID Re-attending within 3 months - Adults	189	1,652	11.4%	13.9%	15.3%	15.4%
% of FP17s for the same patient ID Re-attending between 3 & 9 months - Children	303	501	60.5%	61.6%	61.2%	58.9%
% of FP17s for the same patient ID Re-attending between 3 & 9 months - Adults	913	1,652	55.3%	53.5%	52.9%	51.6%
% of FP17s for Band 1 Urgent Courses	85	1,875	4.5%	9.8%	9.4%	8.9%
% of FP17s Relating to Free Repair or Replacements	15	1,875	0.8%	0.6%	0.7%	0.8%
% of FP17s Relating to Continuations	22	1,875	1.2%	0.9%	0.9%	0.9%
% of Patients satisfied with the dentistry they have received	6	6	N/A	92.3%	93.6%	93.2%
% of Patients satisfied with the time they had to wait for an appointment	4	6	N/A	89.2%	88.8%	88.8%

* This is based on patients treated on this contract for their most recent course of treatment. Figures in italics indicate the base number of FP17s or Patient Questionnaire responses are less than 100. N/A is shown where the base number of responses is less than 10 during the period. % is calculated as Quantity/Base number*100

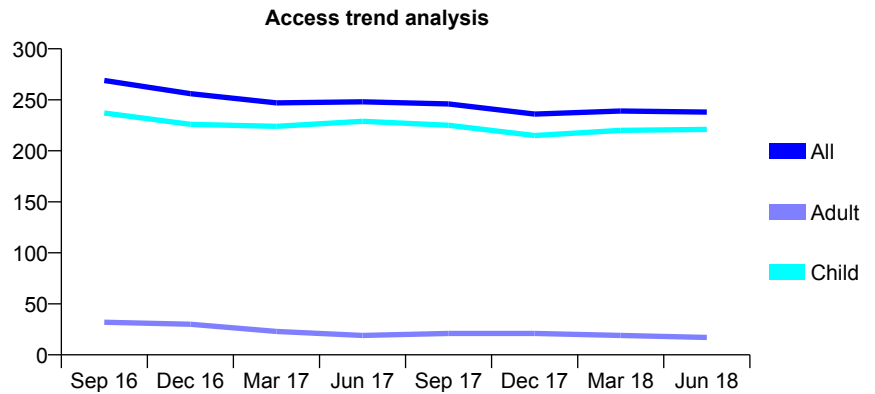
Q70 - Vital Signs At a Glance Contract Report for 182400/0001 - June 2018

Name or company name	MIELIE LTD
Contract type name	GDS Contract
Purpose of contract	General
Contract start date	01/02/2008
Contract end date	

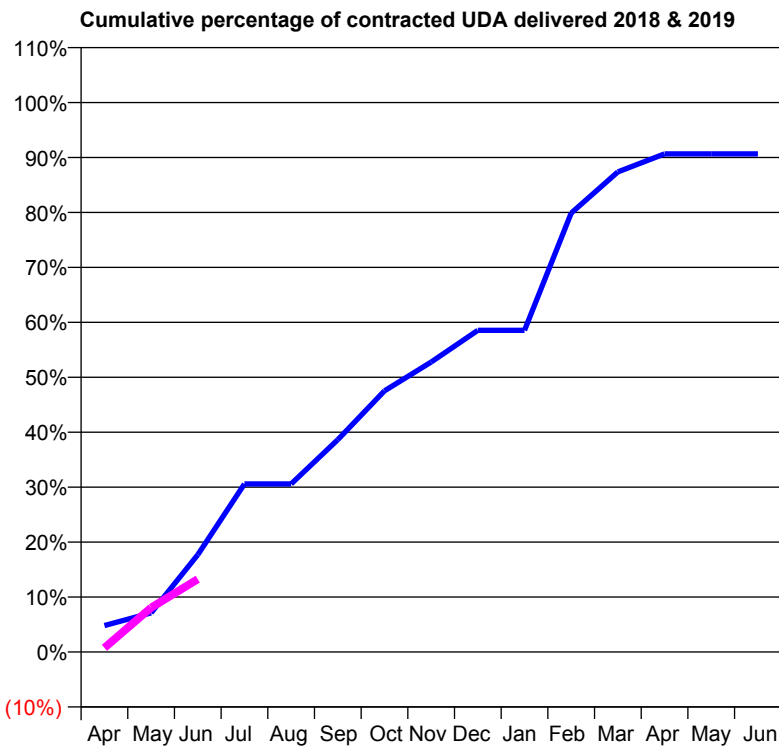
18/19 Contracted general activity (UDA)	520
Carry forward general activity (UDA)	0
18/19 Contracted orthodontic activity (UOA)	0
Carry forward orthodontic activity (UOA)	0
Baseline contract value	£12,669.49

ACCESS*

Patients seen in 24 months	Total	Change since previous quarter
Quarter ending June 2017	248	
Quarter ending September 2017	246	→
Quarter ending December 2017	236	↓
Quarter ending March 2018	239	→
Quarter ending June 2018	238	→
Variance since June 2017	(4.0%)	↓



ACTIVITY



Month	Adjusted Scheduled Activity (UDA)	
	2018	2019
April	25	4
May	37	42
June	92	69
July	159	
August	159	
September	201	
October	247	
November	274	
December	304	
January	304	
February	415	
March	454	
April	471	
May	471	
June	471	

QUALITY

	Quantity	Base Number	Contract	AT	Region	England
% of FP17s for the same patient ID Re-attending within 3 months - Children	1	62	1.6%	9.7%	11.0%	11.5%
% of FP17s for the same patient ID Re-attending within 3 months - Adults	0	2	0.0%	13.9%	15.3%	15.4%
% of FP17s for the same patient ID Re-attending between 3 & 9 months - Children	37	62	59.7%	61.6%	61.2%	58.9%
% of FP17s for the same patient ID Re-attending between 3 & 9 months - Adults	1	2	50.0%	53.5%	52.9%	51.6%
% of FP17s for Band 1 Urgent Courses	0	53	0.0%	9.8%	9.4%	8.9%
% of FP17s Relating to Free Repair or Replacements	0	53	0.0%	0.6%	0.7%	0.8%
% of FP17s Relating to Continuations	0	53	0.0%	0.9%	0.9%	0.9%
% of Patients satisfied with the dentistry they have received	0	0	N/A	92.3%	93.6%	93.2%
% of Patients satisfied with the time they had to wait for an appointment	0	0	N/A	89.2%	88.8%	88.8%

* This is based on patients treated on this contract for their most recent course of treatment. Figures in italics indicate the base number of FP17s or Patient Questionnaire responses are less than 100. N/A is shown where the base number of responses is less than 10 during the period. % is calculated as Quantity/Base number*100

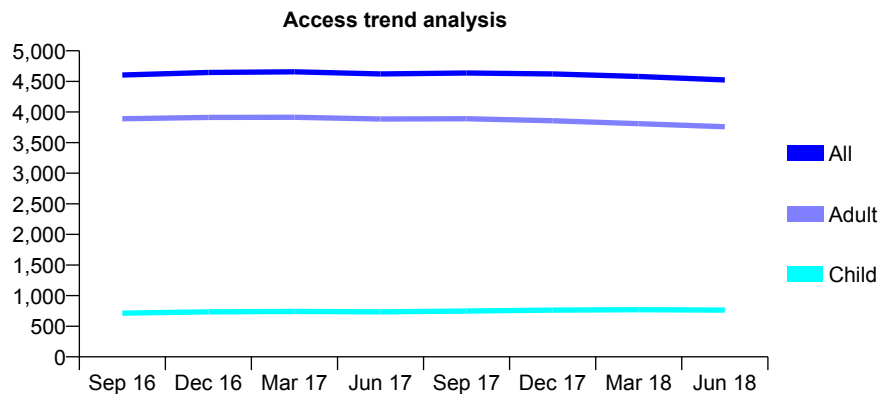
Q70 - Vital Signs At a Glance Contract Report for 183016/0001 - June 2018

Name or company name	Mr M R Alam
Contract type name	GDS Contract
Purpose of contract	General
Contract start date	01/11/2013
Contract end date	

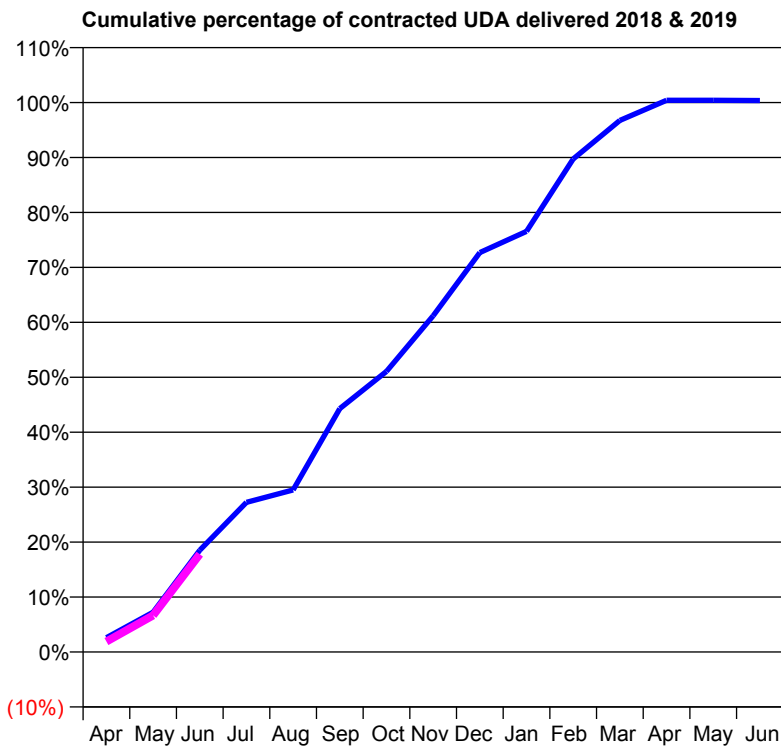
18/19 Contracted general activity (UDA)	15,102
Carry forward general activity (UDA)	0
18/19 Contracted orthodontic activity (UOA)	0
Carry forward orthodontic activity (UOA)	0
Baseline contract value	£355,199.04

ACCESS*

Patients seen in 24 months	Total	Change since previous quarter
Quarter ending June 2017	4,622	
Quarter ending September 2017	4,637	→
Quarter ending December 2017	4,621	→
Quarter ending March 2018	4,580	→
Quarter ending June 2018	4,524	↓
Variance since June 2017	(2.1%)	↓



ACTIVITY



Month	Adjusted Scheduled Activity (UDA)	
	2018	2019
April	395	289
May	1,094	1,007
June	2,799	2,688
July	4,115	
August	4,456	
September	6,690	
October	7,714	
November	9,240	
December	10,979	
January	11,561	
February	13,551	
March	14,611	
April	15,164	
May	15,163	
June	15,154	

QUALITY

	Quantity	Base Number	Contract	AT	Region	England
% of FP17s for the same patient ID Re-attending within 3 months - Children	12	273	4.4%	9.7%	11.0%	11.5%
% of FP17s for the same patient ID Re-attending within 3 months - Adults	112	1,185	9.5%	13.9%	15.3%	15.4%
% of FP17s for the same patient ID Re-attending between 3 & 9 months - Children	188	273	68.9%	61.6%	61.2%	58.9%
% of FP17s for the same patient ID Re-attending between 3 & 9 months - Adults	704	1,185	59.4%	53.5%	52.9%	51.6%
% of FP17s for Band 1 Urgent Courses	68	1,212	5.6%	9.8%	9.4%	8.9%
% of FP17s Relating to Free Repair or Replacements	14	1,212	1.2%	0.6%	0.7%	0.8%
% of FP17s Relating to Continuations	12	1,212	1.0%	0.9%	0.9%	0.9%
% of Patients satisfied with the dentistry they have received	1	3	N/A	92.3%	93.6%	93.2%
% of Patients satisfied with the time they had to wait for an appointment	3	3	N/A	89.2%	88.8%	88.8%

* This is based on patients treated on this contract for their most recent course of treatment. Figures in italics indicate the base number of FP17s or Patient Questionnaire responses are less than 100. N/A is shown where the base number of responses is less than 10 during the period. % is calculated as Quantity/Base number*100

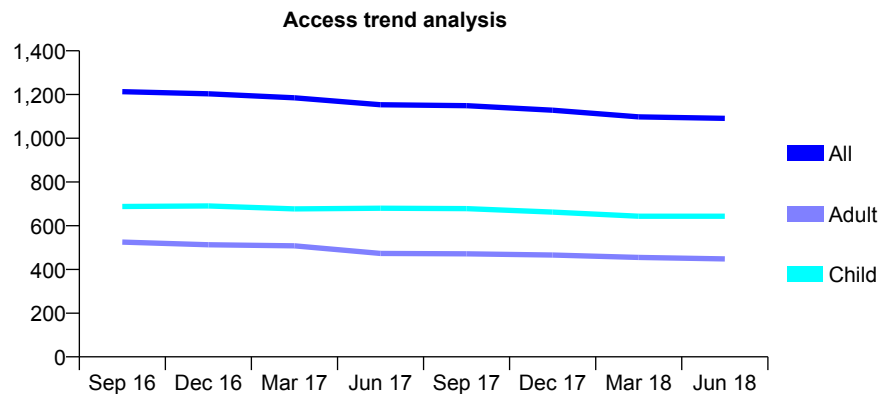
Q70 - Vital Signs At a Glance Contract Report for 183814/0001 - June 2018

Name or company name	St Francis Practice Ltd
Contract type name	GDS Contract
Purpose of contract	General
Contract start date	01/09/2007
Contract end date	

18/19 Contracted general activity (UDA)	3,000
Carry forward general activity (UDA)	0
18/19 Contracted orthodontic activity (UOA)	0
Carry forward orthodontic activity (UOA)	0
Baseline contract value	£70,685.27

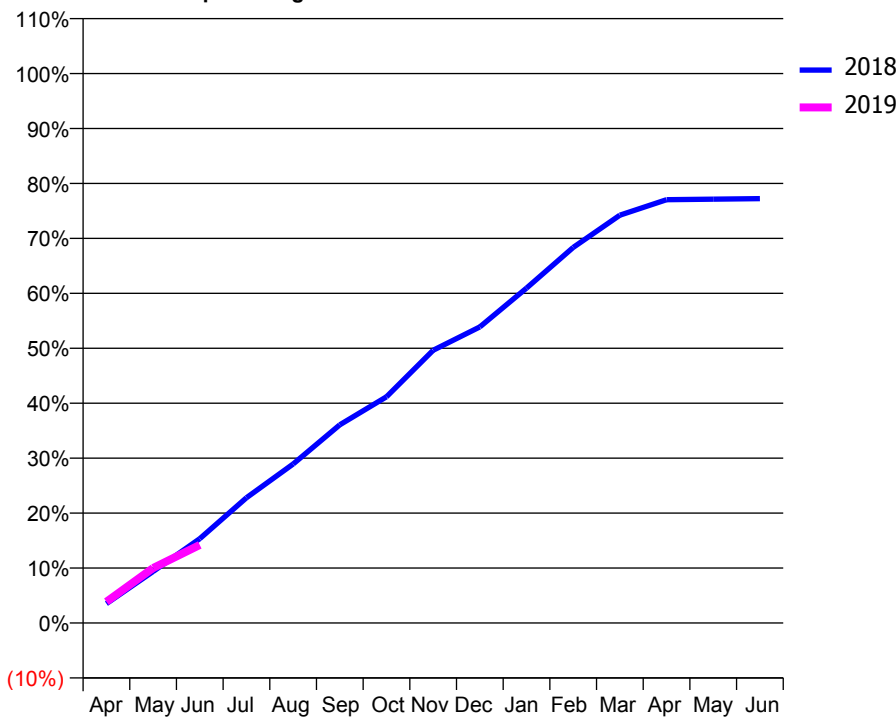
ACCESS*

Patients seen in 24 months	Total	Change since previous quarter
Quarter ending June 2017	1,153	
Quarter ending September 2017	1,149	→
Quarter ending December 2017	1,128	↓
Quarter ending March 2018	1,098	↓
Quarter ending June 2018	1,091	→
Variance since June 2017	(5.4%)	↓



ACTIVITY

Cumulative percentage of contracted UDA delivered 2018 & 2019



Adjusted Scheduled Activity (UDA)		
Month	2018	2019
April	106	116
May	282	300
June	461	426
July	684	
August	868	
September	1,082	
October	1,235	
November	1,489	
December	1,616	
January	1,829	
February	2,050	
March	2,227	
April	2,311	
May	2,314	
June	2,317	

QUALITY

	Quantity	Base Number	Contract	AT	Region	England
% of FP17s for the same patient ID Re-attending within 3 months - Children	12	221	5.4%	9.7%	11.0%	11.5%
% of FP17s for the same patient ID Re-attending within 3 months - Adults	17	101	16.8%	13.9%	15.3%	15.4%
% of FP17s for the same patient ID Re-attending between 3 & 9 months - Children	125	221	56.6%	61.6%	61.2%	58.9%
% of FP17s for the same patient ID Re-attending between 3 & 9 months - Adults	57	101	56.4%	53.5%	52.9%	51.6%
% of FP17s for Band 1 Urgent Courses	21	272	7.7%	9.8%	9.4%	8.9%
% of FP17s Relating to Free Repair or Replacements	0	272	0.0%	0.6%	0.7%	0.8%
% of FP17s Relating to Continuations	1	272	0.4%	0.9%	0.9%	0.9%
% of Patients satisfied with the dentistry they have received	0	0	N/A	92.3%	93.6%	93.2%
% of Patients satisfied with the time they had to wait for an appointment	0	0	N/A	89.2%	88.8%	88.8%

* This is based on patients treated on this contract for their most recent course of treatment. Figures in italics indicate the base number of FP17s or Patient Questionnaire responses are less than 100. N/A is shown where the base number of responses is less than 10 during the period. % is calculated as Quantity/Base number*100

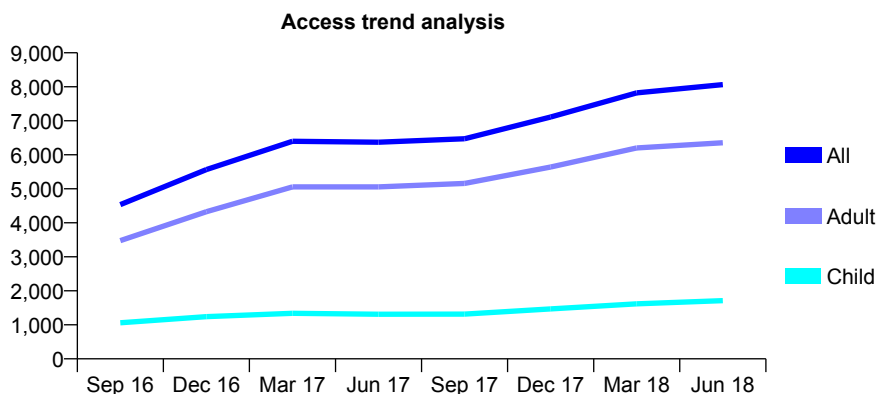
Q70 - Vital Signs At a Glance Contract Report for 185353/0001 - June 2018

Name or company name	Jonathan Mynors-Wallis, Jayne Mynors-We
Contract type name	GDS Contract
Purpose of contract	General
Contract start date	01/04/2016
Contract end date	

18/19 Contracted general activity (UDA)	20,108
Carry forward general activity (UDA)	0
18/19 Contracted orthodontic activity (UOA)	0
Carry forward orthodontic activity (UOA)	0
Baseline contract value	£597,375.57

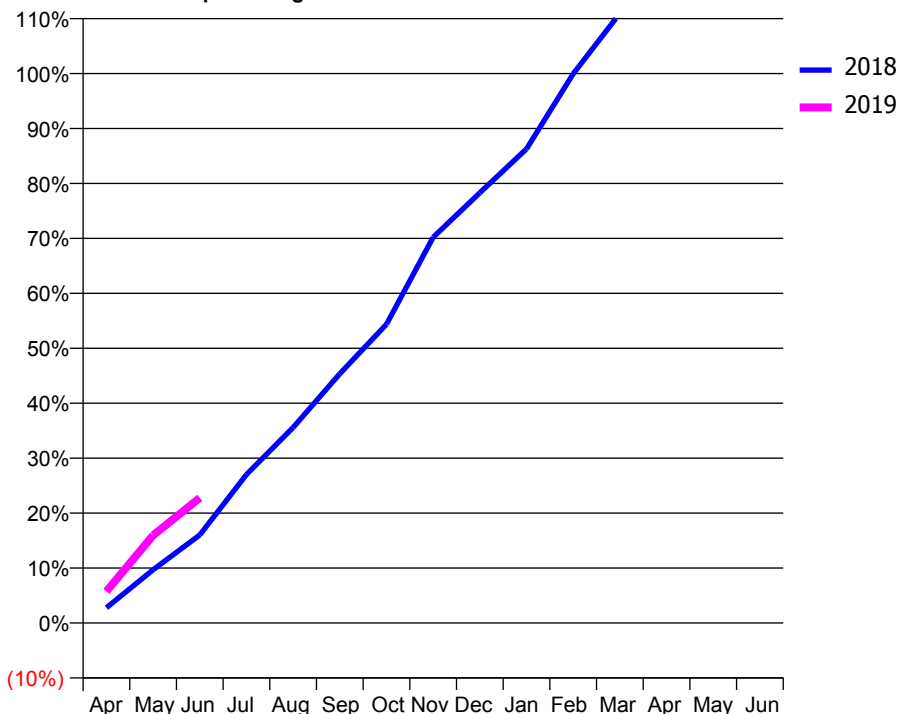
ACCESS*

Patients seen in 24 months	Total	Change since previous quarter
Quarter ending June 2017	6,371	
Quarter ending September 2017	6,472	→
Quarter ending December 2017	7,112	↑
Quarter ending March 2018	7,822	↑
Quarter ending June 2018	8,066	↑
Variance since June 2017	26.6%	↑



ACTIVITY

Cumulative percentage of contracted UDA delivered 2018 & 2019



Adjusted Scheduled Activity (UDA)

Month	2018	2019
April	561	1,157
May	1,951	3,209
June	3,225	4,582
July	5,435	
August	7,157	
September	9,125	
October	10,935	
November	14,112	
December	15,744	
January	17,348	
February	20,099	
March	22,307	
April	23,610	
May	23,589	
June	23,597	

QUALITY

	Quantity	Base Number	Contract	AT	Region	England
% of FP17s for the same patient ID Re-attending within 3 months - Children	36	742	4.9%	9.7%	11.0%	11.5%
% of FP17s for the same patient ID Re-attending within 3 months - Adults	254	2,328	10.9%	13.9%	15.3%	15.4%
% of FP17s for the same patient ID Re-attending between 3 & 9 months - Children	425	742	57.3%	61.6%	61.2%	58.9%
% of FP17s for the same patient ID Re-attending between 3 & 9 months - Adults	1,123	2,328	48.2%	53.5%	52.9%	51.6%
% of FP17s for Band 1 Urgent Courses	213	2,457	8.7%	9.8%	9.4%	8.9%
% of FP17s Relating to Free Repair or Replacements	67	2,457	2.7%	0.6%	0.7%	0.8%
% of FP17s Relating to Continuations	42	2,457	1.7%	0.9%	0.9%	0.9%
% of Patients satisfied with the dentistry they have received	14	14	100.0%	92.3%	93.6%	93.2%
% of Patients satisfied with the time they had to wait for an appointment	14	14	100.0%	89.2%	88.8%	88.8%

* This is based on patients treated on this contract for their most recent course of treatment. Figures in italics indicate the base number of FP17s or Patient Questionnaire responses are less than 100. N/A is shown where the base number of responses is less than 10 during the period. % is calculated as Quantity/Base number*100

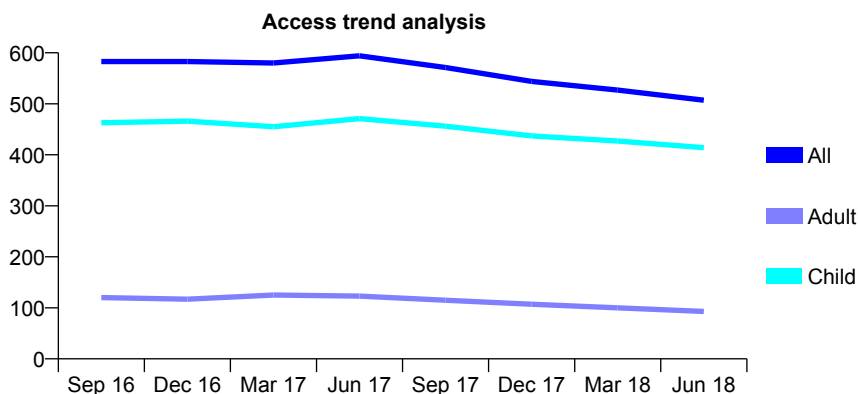
Q70 - Vital Signs At a Glance Contract Report for 185485/0001 - June 2018

Name or company name	Mr A M Setchell
Contract type name	GDS Contract
Purpose of contract	General
Contract start date	01/04/2012
Contract end date	

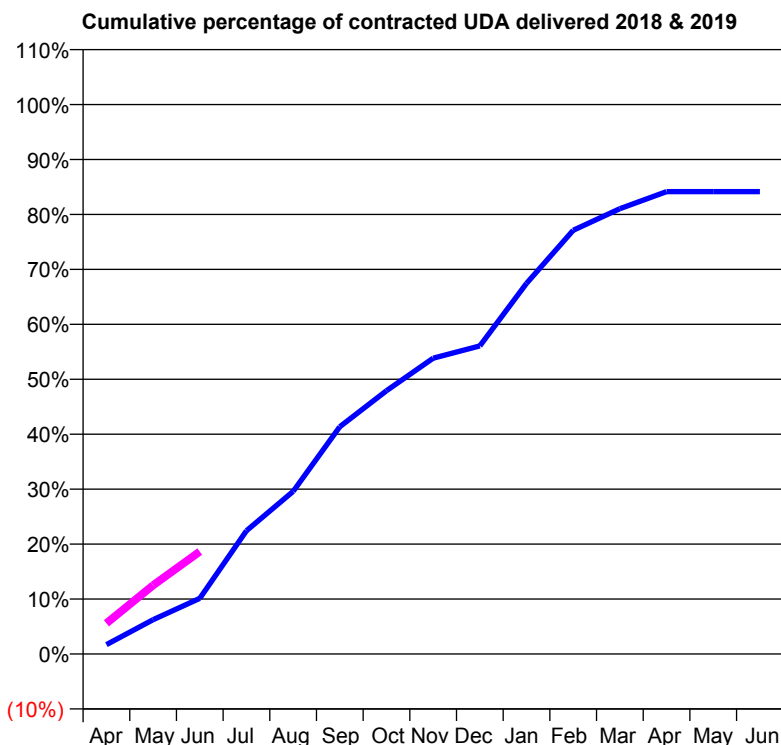
18/19 Contracted general activity (UDA)	1,000
Carry forward general activity (UDA)	0
18/19 Contracted orthodontic activity (UOA)	0
Carry forward orthodontic activity (UOA)	0
Baseline contract value	£23,718.22

ACCESS*

Patients seen in 24 months	Total	Change since previous quarter
Quarter ending June 2017	594	
Quarter ending September 2017	571	↓
Quarter ending December 2017	544	↓
Quarter ending March 2018	527	↓
Quarter ending June 2018	507	↓
Variance since June 2017	(14.6%)	↓



ACTIVITY



Month	2018	2019
April	17	56
May	62	125
June	101	186
July	224	
August	296	
September	414	
October	479	
November	538	
December	561	
January	674	
February	771	
March	810	
April	841	
May	841	
June	841	

QUALITY

	Quantity	Base Number	Contract	AT	Region	England
% of FP17s for the same patient ID Re-attending within 3 months - Children	4	161	2.5%	9.7%	11.0%	11.5%
% of FP17s for the same patient ID Re-attending within 3 months - Adults	0	14	0.0%	13.9%	15.3%	15.4%
% of FP17s for the same patient ID Re-attending between 3 & 9 months - Children	102	161	63.4%	61.6%	61.2%	58.9%
% of FP17s for the same patient ID Re-attending between 3 & 9 months - Adults	10	14	71.4%	53.5%	52.9%	51.6%
% of FP17s for Band 1 Urgent Courses	2	148	1.4%	9.8%	9.4%	8.9%
% of FP17s Relating to Free Repair or Replacements	0	148	0.0%	0.6%	0.7%	0.8%
% of FP17s Relating to Continuations	0	148	0.0%	0.9%	0.9%	0.9%
% of Patients satisfied with the dentistry they have received	0	0	N/A	92.3%	93.6%	93.2%
% of Patients satisfied with the time they had to wait for an appointment	0	0	N/A	89.2%	88.8%	88.8%

* This is based on patients treated on this contract for their most recent course of treatment. Figures in italics indicate the base number of FP17s or Patient Questionnaire responses are less than 100. N/A is shown where the base number of responses is less than 10 during the period. % is calculated as Quantity/Base number*100

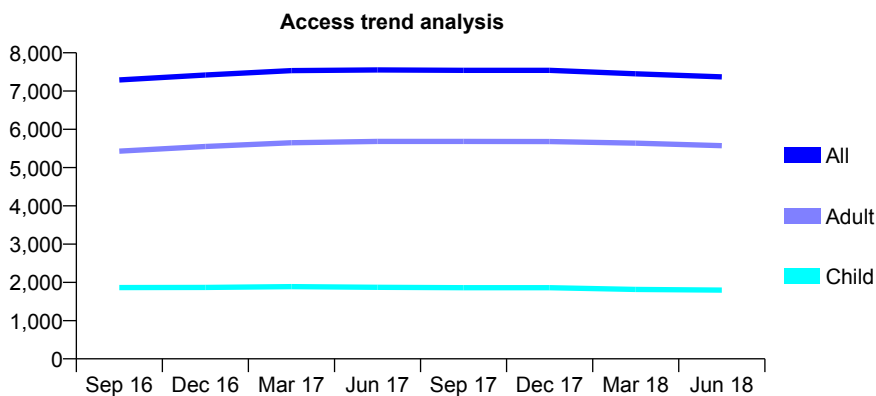
Q70 - Vital Signs At a Glance Contract Report for 185523/0001 - June 2018

Name or company name	Gull Coppice Dental Practice Partnership
Contract type name	GDS Contract
Purpose of contract	General
Contract start date	01/05/2015
Contract end date	

18/19 Contracted general activity (UDA)	23,300
Carry forward general activity (UDA)	0
18/19 Contracted orthodontic activity (UOA)	0
Carry forward orthodontic activity (UOA)	0
Baseline contract value	£610,008.24

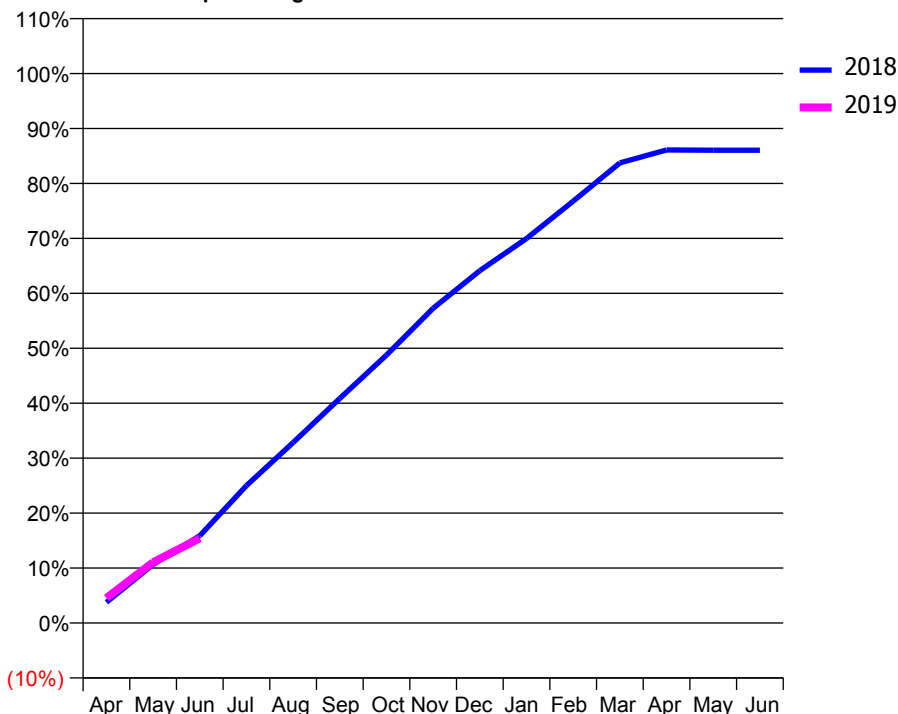
ACCESS*

Patients seen in 24 months	Total	Change since previous quarter
Quarter ending June 2017	7,553	
Quarter ending September 2017	7,542	→
Quarter ending December 2017	7,541	→
Quarter ending March 2018	7,451	↓
Quarter ending June 2018	7,370	↓
Variance since June 2017	(2.4%)	↓



ACTIVITY

Cumulative percentage of contracted UDA delivered 2018 & 2019



Month	Adjusted Scheduled Activity (UDA)	
	2018	2019
April	877	1,062
May	2,483	2,574
June	3,699	3,593
July	5,826	
August	7,654	
September	9,527	
October	11,362	
November	13,345	
December	14,939	
January	16,302	
February	17,888	
March	19,510	
April	20,061	
May	20,048	
June	20,048	

QUALITY

	Quantity	Base Number	Contract	AT	Region	England
% of FP17s for the same patient ID Re-attending within 3 months - Children	19	563	3.4%	9.7%	11.0%	11.5%
% of FP17s for the same patient ID Re-attending within 3 months - Adults	123	1,680	7.3%	13.9%	15.3%	15.4%
% of FP17s for the same patient ID Re-attending between 3 & 9 months - Children	351	563	62.3%	61.6%	61.2%	58.9%
% of FP17s for the same patient ID Re-attending between 3 & 9 months - Adults	1,115	1,680	66.4%	53.5%	52.9%	51.6%
% of FP17s for Band 1 Urgent Courses	37	1,939	1.9%	9.8%	9.4%	8.9%
% of FP17s Relating to Free Repair or Replacements	5	1,939	0.3%	0.6%	0.7%	0.8%
% of FP17s Relating to Continuations	34	1,939	1.8%	0.9%	0.9%	0.9%
% of Patients satisfied with the dentistry they have received	2	3	N/A	92.3%	93.6%	93.2%
% of Patients satisfied with the time they had to wait for an appointment	3	3	N/A	89.2%	88.8%	88.8%

* This is based on patients treated on this contract for their most recent course of treatment. Figures in italics indicate the base number of FP17s or Patient Questionnaire responses are less than 100. N/A is shown where the base number of responses is less than 10 during the period. % is calculated as Quantity/Base number*100

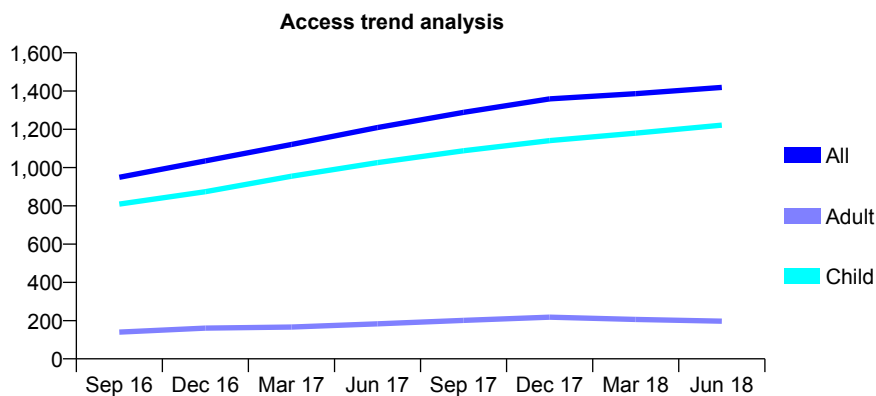
Q70 - Vital Signs At a Glance Contract Report for 186406/0001 - June 2018

Name or company name	Clear Dentistry
Contract type name	GDS Contract
Purpose of contract	General
Contract start date	04/01/2016
Contract end date	

18/19 Contracted general activity (UDA)	3,800
Carry forward general activity (UDA)	0
18/19 Contracted orthodontic activity (UOA)	0
Carry forward orthodontic activity (UOA)	0
Baseline contract value	£83,153.74

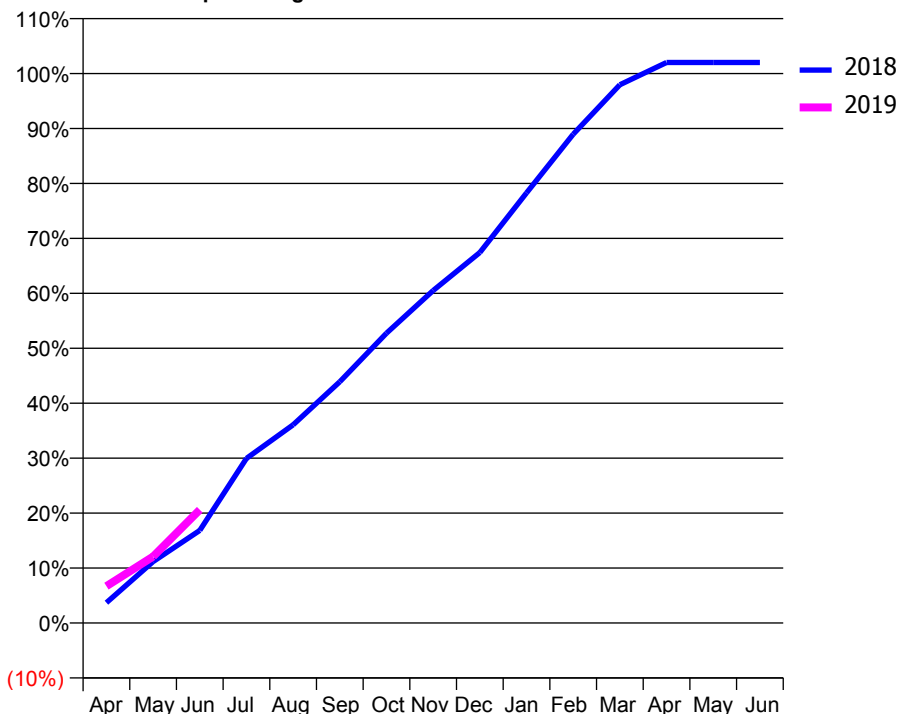
ACCESS*

Patients seen in 24 months	Total	Change since previous quarter
Quarter ending June 2017	1,209	
Quarter ending September 2017	1,289	↑
Quarter ending December 2017	1,359	↑
Quarter ending March 2018	1,386	→
Quarter ending June 2018	1,419	↑
Variance since June 2017	17.4%	↑



ACTIVITY

Cumulative percentage of contracted UDA delivered 2018 & 2019



Adjusted Scheduled Activity (UDA)

Month	2018	2019
April	140	255
May	425	460
June	640	784
July	1,138	
August	1,371	
September	1,668	
October	2,005	
November	2,300	
December	2,562	
January	2,974	
February	3,380	
March	3,722	
April	3,876	
May	3,876	
June	3,876	

QUALITY

	Quantity	Base Number	Contract	AT	Region	England
% of FP17s for the same patient ID Re-attending within 3 months - Children	30	480	6.3%	9.7%	11.0%	11.5%
% of FP17s for the same patient ID Re-attending within 3 months - Adults	10	53	18.9%	13.9%	15.3%	15.4%
% of FP17s for the same patient ID Re-attending between 3 & 9 months - Children	305	480	63.5%	61.6%	61.2%	58.9%
% of FP17s for the same patient ID Re-attending between 3 & 9 months - Adults	38	53	71.7%	53.5%	52.9%	51.6%
% of FP17s for Band 1 Urgent Courses	19	443	4.3%	9.8%	9.4%	8.9%
% of FP17s Relating to Free Repair or Replacements	0	443	0.0%	0.6%	0.7%	0.8%
% of FP17s Relating to Continuations	0	443	0.0%	0.9%	0.9%	0.9%
% of Patients satisfied with the dentistry they have received	1	1	N/A	92.3%	93.6%	93.2%
% of Patients satisfied with the time they had to wait for an appointment	1	1	N/A	89.2%	88.8%	88.8%

* This is based on patients treated on this contract for their most recent course of treatment. Figures in italics indicate the base number of FP17s or Patient Questionnaire responses are less than 100. N/A is shown where the base number of responses is less than 10 during the period. % is calculated as Quantity/Base number*100

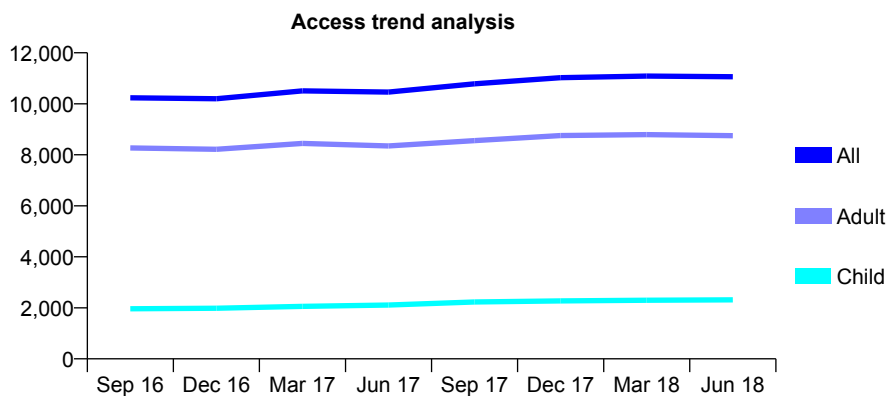
Q70 - Vital Signs At a Glance Contract Report for 186511/0001 - June 2018

Name or company name	Iosis Clinic Ltd
Contract type name	GDS Contract
Purpose of contract	General
Contract start date	06/09/2010
Contract end date	

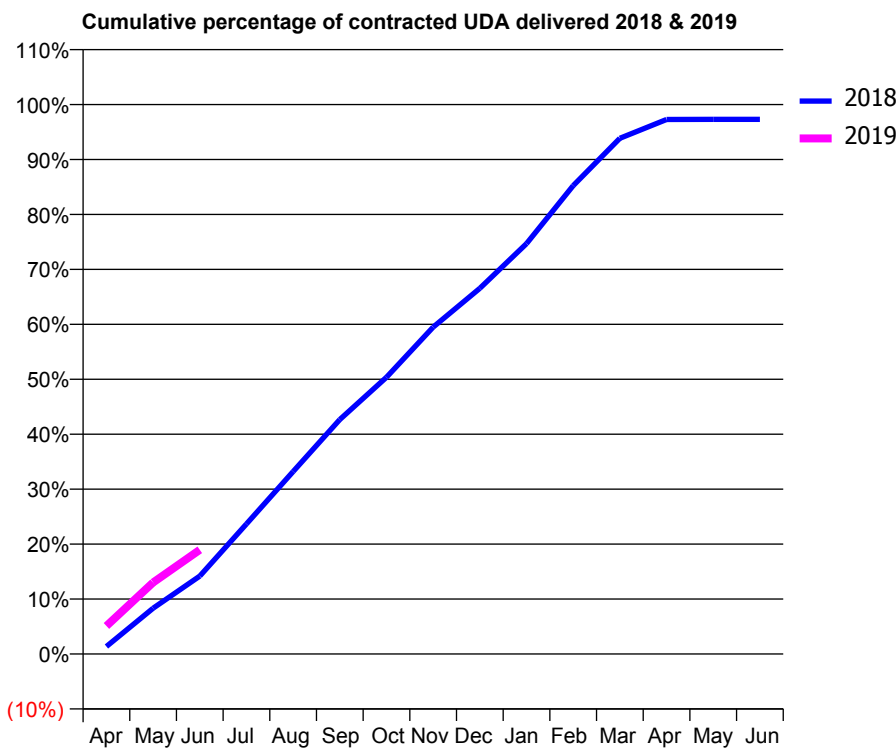
18/19 Contracted general activity (UDA)	25,000
Carry forward general activity (UDA)	0
18/19 Contracted orthodontic activity (UOA)	0
Carry forward orthodontic activity (UOA)	0
Baseline contract value	£1,130,355.45

ACCESS*

Patients seen in 24 months	Total	Change since previous quarter
Quarter ending June 2017	10,460	
Quarter ending September 2017	10,786	↑
Quarter ending December 2017	11,027	↑
Quarter ending March 2018	11,088	→
Quarter ending June 2018	11,062	→
Variance since June 2017	5.8%	↑



ACTIVITY



Month	Adjusted Scheduled Activity (UDA)	
	2018	2019
April	363	1,278
May	2,220	3,254
June	3,776	4,742
July	6,301	
August	8,838	
September	11,356	
October	13,403	
November	15,834	
December	17,711	
January	19,872	
February	22,687	
March	24,975	
April	25,885	
May	25,894	
June	25,895	

QUALITY

	Quantity	Base Number	Contract	AT	Region	England
% of FP17s for the same patient ID Re-attending within 3 months - Children	44	775	5.7%	9.7%	11.0%	11.5%
% of FP17s for the same patient ID Re-attending within 3 months - Adults	363	2,456	14.8%	13.9%	15.3%	15.4%
% of FP17s for the same patient ID Re-attending between 3 & 9 months - Children	485	775	62.6%	61.6%	61.2%	58.9%
% of FP17s for the same patient ID Re-attending between 3 & 9 months - Adults	1,099	2,456	44.7%	53.5%	52.9%	51.6%
% of FP17s for Band 1 Urgent Courses	560	2,814	19.9%	9.8%	9.4%	8.9%
% of FP17s Relating to Free Repair or Replacements	21	2,814	0.7%	0.6%	0.7%	0.8%
% of FP17s Relating to Continuations	21	2,814	0.7%	0.9%	0.9%	0.9%
% of Patients satisfied with the dentistry they have received	11	11	100.0%	92.3%	93.6%	93.2%
% of Patients satisfied with the time they had to wait for an appointment	10	11	90.9%	89.2%	88.8%	88.8%

* This is based on patients treated on this contract for their most recent course of treatment. Figures in italics indicate the base number of FP17s or Patient Questionnaire responses are less than 100. N/A is shown where the base number of responses is less than 10 during the period. % is calculated as Quantity/Base number*100

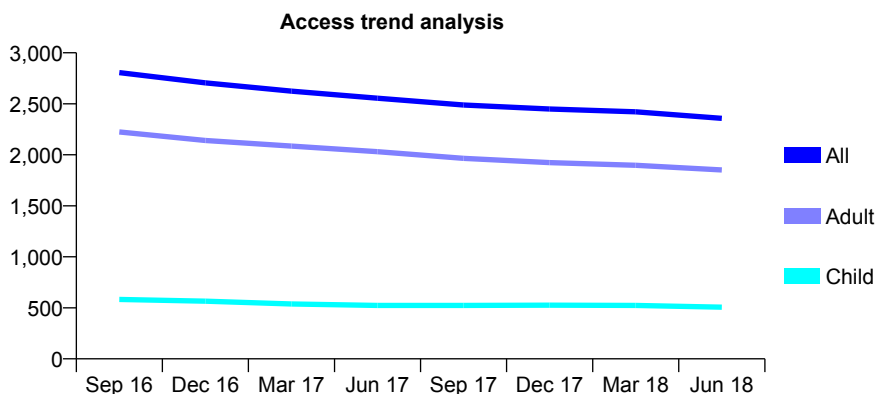
Q70 - Vital Signs At a Glance Contract Report for 187291/0001 - June 2018

Name or company name	Karami & Motamedi
Contract type name	GDS Contract
Purpose of contract	General
Contract start date	01/02/2014
Contract end date	

18/19 Contracted general activity (UDA)	7,262
Carry forward general activity (UDA)	0
18/19 Contracted orthodontic activity (UOA)	0
Carry forward orthodontic activity (UOA)	0
Baseline contract value	£163,104.82

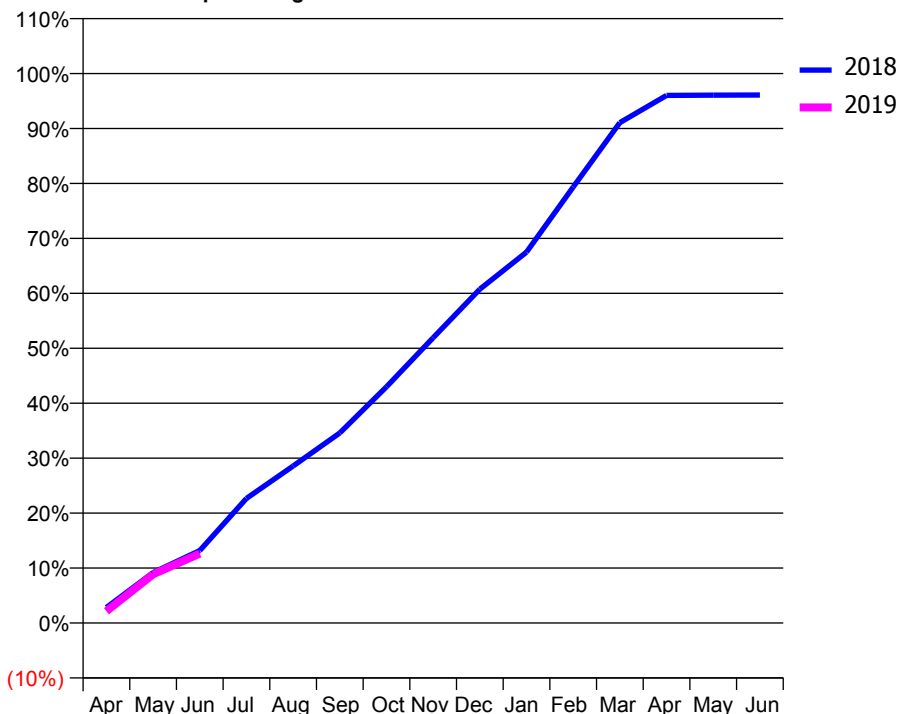
ACCESS*

Patients seen in 24 months	Total	Change since previous quarter
Quarter ending June 2017	2,555	
Quarter ending September 2017	2,488	↓
Quarter ending December 2017	2,449	↓
Quarter ending March 2018	2,422	↓
Quarter ending June 2018	2,358	↓
Variance since June 2017	(7.7%)	↓



ACTIVITY

Cumulative percentage of contracted UDA delivered 2018 & 2019



Month	Adjusted Scheduled Activity (UDA)	
	2018	2019
April	205	155
May	668	645
June	957	918
July	1,647	
August	2,076	
September	2,513	
October	3,122	
November	3,770	
December	4,412	
January	4,902	
February	5,762	
March	6,612	
April	6,972	
May	6,976	
June	6,977	

QUALITY

	Quantity	Base Number	Contract	AT	Region	England
% of FP17s for the same patient ID Re-attending within 3 months - Children	7	144	4.9%	9.7%	11.0%	11.5%
% of FP17s for the same patient ID Re-attending within 3 months - Adults	87	567	15.3%	13.9%	15.3%	15.4%
% of FP17s for the same patient ID Re-attending between 3 & 9 months - Children	63	144	43.8%	61.6%	61.2%	58.9%
% of FP17s for the same patient ID Re-attending between 3 & 9 months - Adults	256	567	45.1%	53.5%	52.9%	51.6%
% of FP17s for Band 1 Urgent Courses	65	566	11.5%	9.8%	9.4%	8.9%
% of FP17s Relating to Free Repair or Replacements	1	566	0.2%	0.6%	0.7%	0.8%
% of FP17s Relating to Continuations	4	566	0.7%	0.9%	0.9%	0.9%
% of Patients satisfied with the dentistry they have received	2	2	N/A	92.3%	93.6%	93.2%
% of Patients satisfied with the time they had to wait for an appointment	2	2	N/A	89.2%	88.8%	88.8%

* This is based on patients treated on this contract for their most recent course of treatment. Figures in italics indicate the base number of FP17s or Patient Questionnaire responses are less than 100. N/A is shown where the base number of responses is less than 10 during the period. % is calculated as Quantity/Base number*100

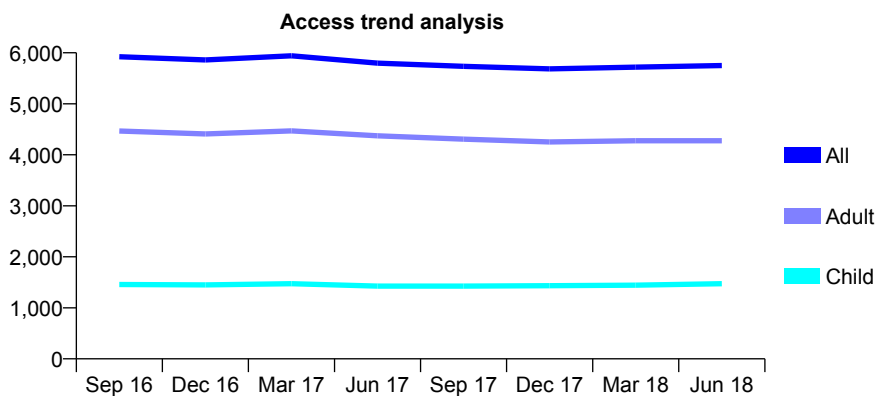
Q70 - Vital Signs At a Glance Contract Report for 187453/0001 - June 2018

Name or company name	Chalet Hill Dental Centre
Contract type name	GDS Contract
Purpose of contract	General
Contract start date	01/01/2013
Contract end date	

18/19 Contracted general activity (UDA)	20,000
Carry forward general activity (UDA)	0
18/19 Contracted orthodontic activity (UOA)	0
Carry forward orthodontic activity (UOA)	0
Baseline contract value	£482,698.96

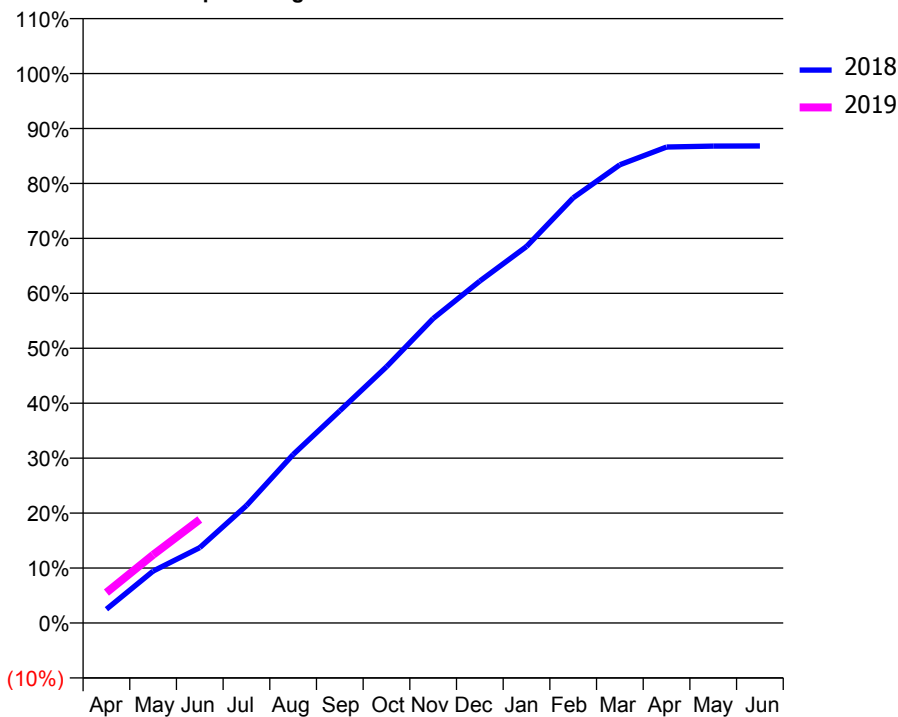
ACCESS*

Patients seen in 24 months	Total	Change since previous quarter
Quarter ending June 2017	5,798	
Quarter ending September 2017	5,735	↓
Quarter ending December 2017	5,686	→
Quarter ending March 2018	5,719	→
Quarter ending June 2018	5,751	→
Variance since June 2017	(0.8%)	→



ACTIVITY

Cumulative percentage of contracted UDA delivered 2018 & 2019



Month	Adjusted Scheduled Activity (UDA)	
	2018	2019
April	502	1,108
May	1,890	2,482
June	2,744	3,769
July	4,271	
August	6,133	
September	7,725	
October	9,324	
November	11,081	
December	12,449	
January	13,705	
February	15,476	
March	16,680	
April	17,326	
May	17,360	
June	17,362	

QUALITY

	Quantity	Base Number	Contract	AT	Region	England
% of FP17s for the same patient ID Re-attending within 3 months - Children	62	632	9.8%	9.7%	11.0%	11.5%
% of FP17s for the same patient ID Re-attending within 3 months - Adults	186	1,568	11.9%	13.9%	15.3%	15.4%
% of FP17s for the same patient ID Re-attending between 3 & 9 months - Children	352	632	55.7%	61.6%	61.2%	58.9%
% of FP17s for the same patient ID Re-attending between 3 & 9 months - Adults	904	1,568	57.7%	53.5%	52.9%	51.6%
% of FP17s for Band 1 Urgent Courses	149	1,903	7.8%	9.8%	9.4%	8.9%
% of FP17s Relating to Free Repair or Replacements	16	1,903	0.8%	0.6%	0.7%	0.8%
% of FP17s Relating to Continuations	5	1,903	0.3%	0.9%	0.9%	0.9%
% of Patients satisfied with the dentistry they have received	2	2	N/A	92.3%	93.6%	93.2%
% of Patients satisfied with the time they had to wait for an appointment	2	2	N/A	89.2%	88.8%	88.8%

* This is based on patients treated on this contract for their most recent course of treatment. Figures in italics indicate the base number of FP17s or Patient Questionnaire responses are less than 100. N/A is shown where the base number of responses is less than 10 during the period. % is calculated as Quantity/Base number*100

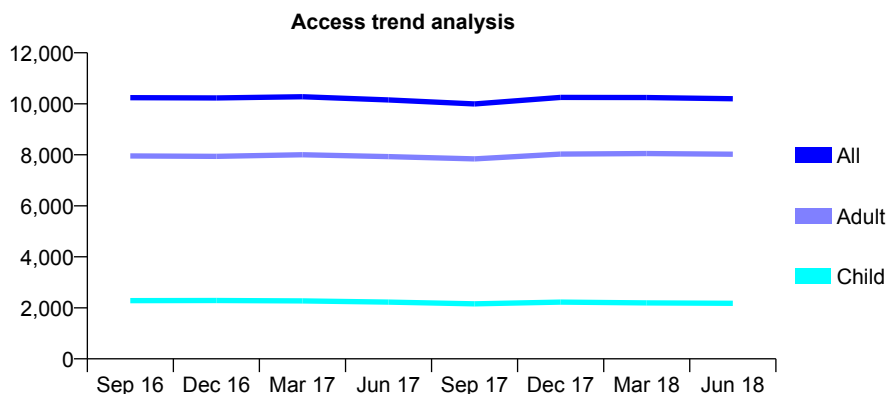
Q70 - Vital Signs At a Glance Contract Report for 188530/0001 - June 2018

Name or company name	Dr Elaine Weaver
Contract type name	GDS Contract
Purpose of contract	General
Contract start date	01/04/2009
Contract end date	

18/19 Contracted general activity (UDA)	26,437
Carry forward general activity (UDA)	0
18/19 Contracted orthodontic activity (UOA)	0
Carry forward orthodontic activity (UOA)	0
Baseline contract value	£832,239.11

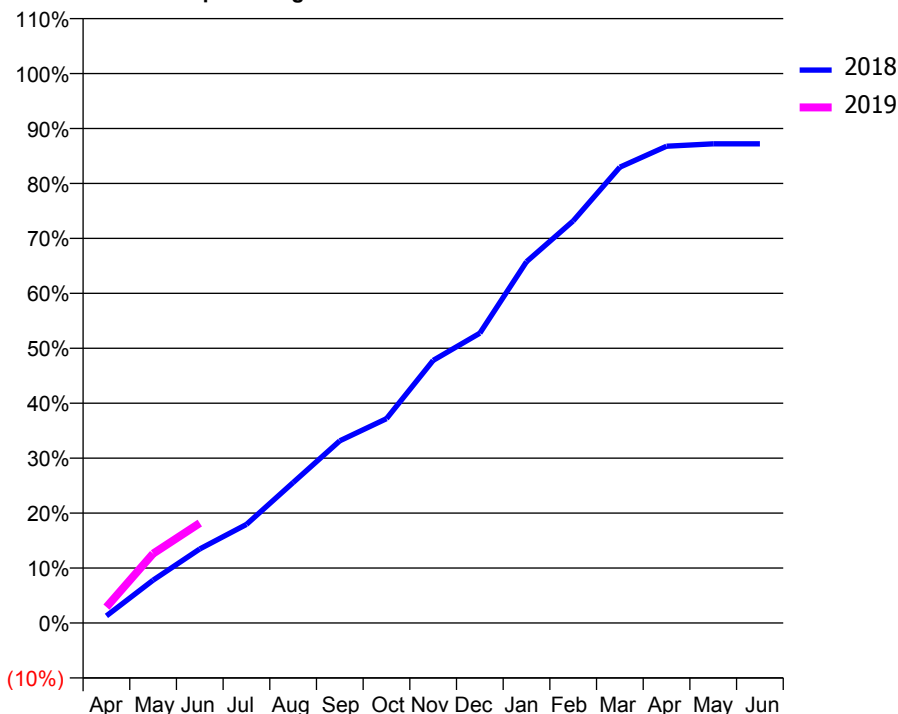
ACCESS*

Patients seen in 24 months	Total	Change since previous quarter
Quarter ending June 2017	10,154	
Quarter ending September 2017	9,997	↓
Quarter ending December 2017	10,251	↑
Quarter ending March 2018	10,245	→
Quarter ending June 2018	10,198	→
Variance since June 2017	0.4%	→



ACTIVITY

Cumulative percentage of contracted UDA delivered 2018 & 2019



Adjusted Scheduled Activity (UDA)

Month	2018	2019
April	343	770
May	2,064	3,337
June	3,563	4,810
July	4,745	
August	6,760	
September	8,764	
October	9,832	
November	12,636	
December	13,946	
January	17,380	
February	19,349	
March	21,933	
April	22,939	
May	23,056	
June	23,056	

QUALITY

	Quantity	Base Number	Contract	AT	Region	England
% of FP17s for the same patient ID Re-attending within 3 months - Children	37	769	4.8%	9.7%	11.0%	11.5%
% of FP17s for the same patient ID Re-attending within 3 months - Adults	364	2,568	14.2%	13.9%	15.3%	15.4%
% of FP17s for the same patient ID Re-attending between 3 & 9 months - Children	414	769	53.8%	61.6%	61.2%	58.9%
% of FP17s for the same patient ID Re-attending between 3 & 9 months - Adults	1,183	2,568	46.1%	53.5%	52.9%	51.6%
% of FP17s for Band 1 Urgent Courses	291	2,772	10.5%	9.8%	9.4%	8.9%
% of FP17s Relating to Free Repair or Replacements	30	2,772	1.1%	0.6%	0.7%	0.8%
% of FP17s Relating to Continuations	25	2,772	0.9%	0.9%	0.9%	0.9%
% of Patients satisfied with the dentistry they have received	7	7	N/A	92.3%	93.6%	93.2%
% of Patients satisfied with the time they had to wait for an appointment	7	7	N/A	89.2%	88.8%	88.8%

* This is based on patients treated on this contract for their most recent course of treatment. Figures in italics indicate the base number of FP17s or Patient Questionnaire responses are less than 100. N/A is shown where the base number of responses is less than 10 during the period. % is calculated as Quantity/Base number*100

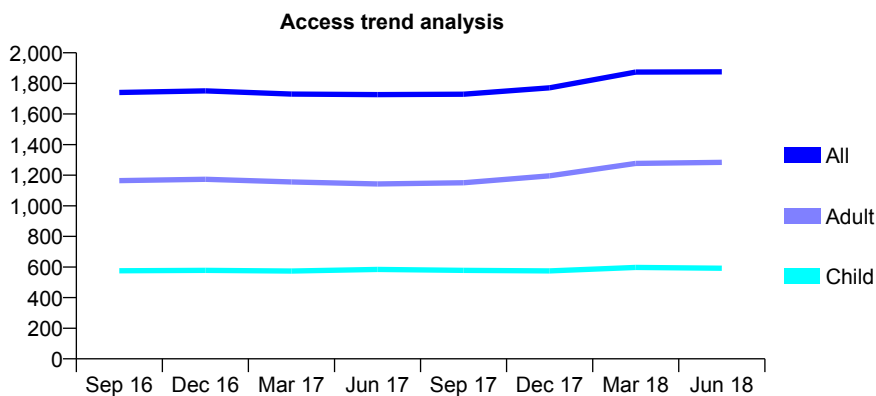
Q70 - Vital Signs At a Glance Contract Report for 190195/0006 - June 2018

Name or company name	Xeon Smiles UK Ltd
Contract type name	GDS Contract
Purpose of contract	General and Orthodontic
Contract start date	09/06/2008
Contract end date	

18/19 Contracted general activity (UDA)	4,501
Carry forward general activity (UDA)	0
18/19 Contracted orthodontic activity (UOA)	240
Carry forward orthodontic activity (UOA)	0
Baseline contract value	£119,695.57

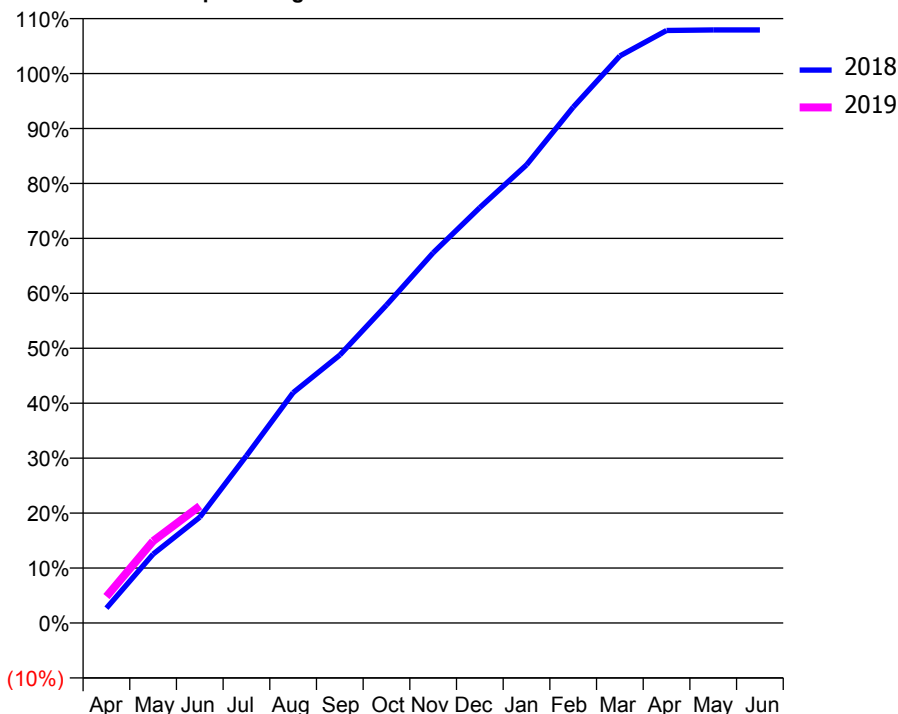
ACCESS*

Patients seen in 24 months	Total	Change since previous quarter
Quarter ending June 2017	1,727	
Quarter ending September 2017	1,729	→
Quarter ending December 2017	1,771	↑
Quarter ending March 2018	1,874	↑
Quarter ending June 2018	1,876	→
Variance since June 2017	8.6%	↑



ACTIVITY

Cumulative percentage of contracted UDA delivered 2018 & 2019



Month	Adjusted Scheduled Activity (UDA)	
	2018	2019
April	121	217
May	564	671
June	867	958
July	1,370	
August	1,887	
September	2,195	
October	2,605	
November	3,032	
December	3,403	
January	3,753	
February	4,225	
March	4,645	
April	4,854	
May	4,858	
June	4,858	

QUALITY

	Quantity	Base Number	Contract	AT	Region	England
% of FP17s for the same patient ID Re-attending within 3 months - Children	17	206	8.3%	9.7%	11.0%	11.5%
% of FP17s for the same patient ID Re-attending within 3 months - Adults	57	419	13.6%	13.9%	15.3%	15.4%
% of FP17s for the same patient ID Re-attending between 3 & 9 months - Children	138	206	67.0%	61.6%	61.2%	58.9%
% of FP17s for the same patient ID Re-attending between 3 & 9 months - Adults	253	419	60.4%	53.5%	52.9%	51.6%
% of FP17s for Band 1 Urgent Courses	45	507	8.9%	9.8%	9.4%	8.9%
% of FP17s Relating to Free Repair or Replacements	5	507	1.0%	0.6%	0.7%	0.8%
% of FP17s Relating to Continuations	4	507	0.8%	0.9%	0.9%	0.9%
% of Patients satisfied with the dentistry they have received	2	2	N/A	92.3%	93.6%	93.2%
% of Patients satisfied with the time they had to wait for an appointment	2	2	N/A	89.2%	88.8%	88.8%

* This is based on patients treated on this contract for their most recent course of treatment. Figures in italics indicate the base number of FP17s or Patient Questionnaire responses are less than 100. N/A is shown where the base number of responses is less than 10 during the period. % is calculated as Quantity/Base number*100

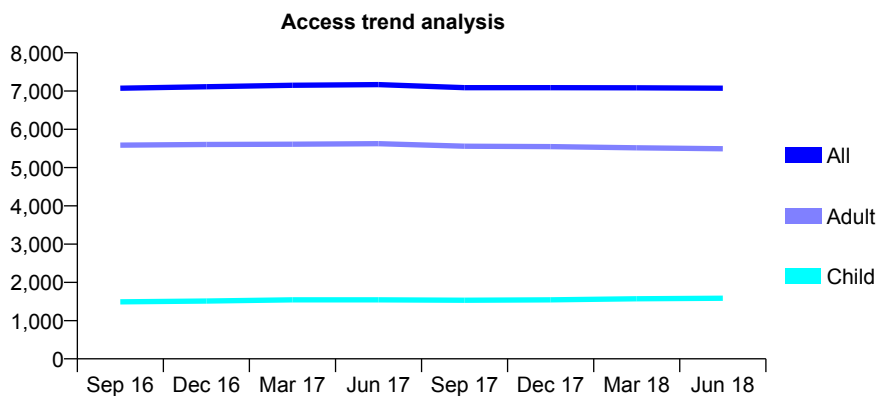
Q70 - Vital Signs At a Glance Contract Report for 190233/0001 - June 2018

Name or company name	Dentalcare Limited
Contract type name	GDS Contract
Purpose of contract	General
Contract start date	13/12/2010
Contract end date	

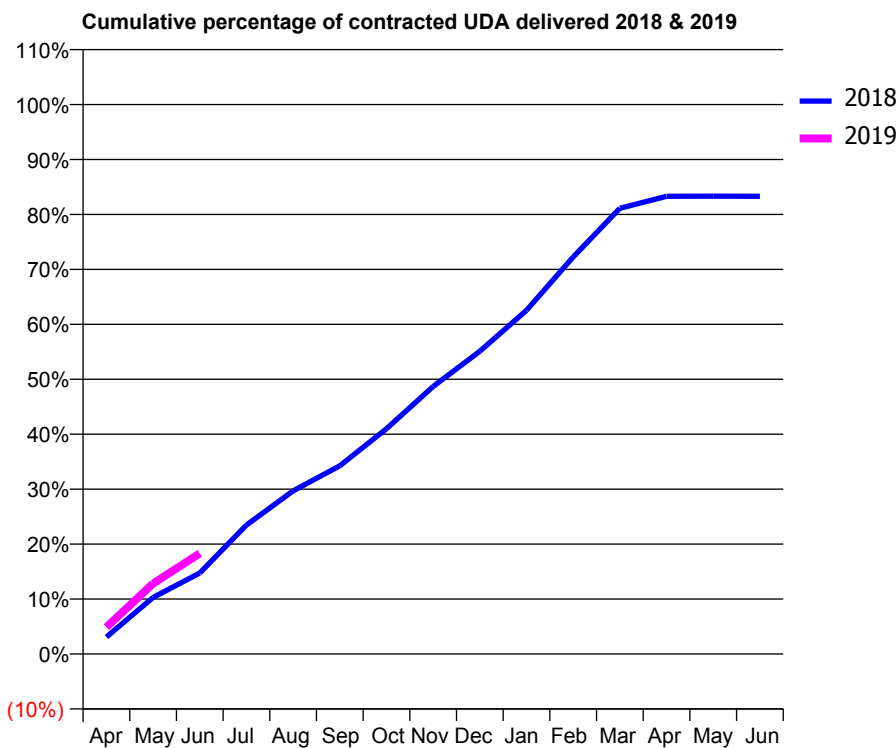
18/19 Contracted general activity (UDA)	19,865
Carry forward general activity (UDA)	0
18/19 Contracted orthodontic activity (UOA)	0
Carry forward orthodontic activity (UOA)	0
Baseline contract value	£484,699.96

ACCESS*

Patients seen in 24 months	Total	Change since previous quarter
Quarter ending June 2017	7,167	
Quarter ending September 2017	7,089	↓
Quarter ending December 2017	7,087	→
Quarter ending March 2018	7,084	→
Quarter ending June 2018	7,074	→
Variance since June 2017	(1.3%)	↓



ACTIVITY



Month	Adjusted Scheduled Activity (UDA)	
	2018	2019
April	617	971
May	2,047	2,549
June	2,927	3,637
July	4,664	
August	5,896	
September	6,803	
October	8,142	
November	9,674	
December	10,945	
January	12,426	
February	14,356	
March	16,115	
April	16,548	
May	16,550	
June	16,549	

QUALITY

	Quantity	Base Number	Contract	AT	Region	England
% of FP17s for the same patient ID Re-attending within 3 months - Children	20	503	4.0%	9.7%	11.0%	11.5%
% of FP17s for the same patient ID Re-attending within 3 months - Adults	220	1,695	13.0%	13.9%	15.3%	15.4%
% of FP17s for the same patient ID Re-attending between 3 & 9 months - Children	362	503	72.0%	61.6%	61.2%	58.9%
% of FP17s for the same patient ID Re-attending between 3 & 9 months - Adults	963	1,695	56.8%	53.5%	52.9%	51.6%
% of FP17s for Band 1 Urgent Courses	188	1,981	9.5%	9.8%	9.4%	8.9%
% of FP17s Relating to Free Repair or Replacements	26	1,981	1.3%	0.6%	0.7%	0.8%
% of FP17s Relating to Continuations	0	1,981	0.0%	0.9%	0.9%	0.9%
% of Patients satisfied with the dentistry they have received	5	5	N/A	92.3%	93.6%	93.2%
% of Patients satisfied with the time they had to wait for an appointment	4	5	N/A	89.2%	88.8%	88.8%

* This is based on patients treated on this contract for their most recent course of treatment. Figures in italics indicate the base number of FP17s or Patient Questionnaire responses are less than 100. N/A is shown where the base number of responses is less than 10 during the period. % is calculated as Quantity/Base number*100

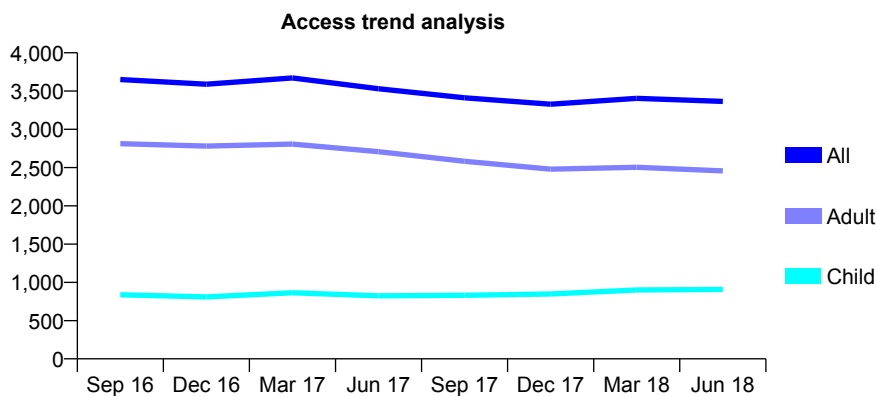
Q70 - Vital Signs At a Glance Contract Report for 190543/0001 - June 2018

Name or company name	University of Portsmouth Services Limited
Contract type name	PDS Plus Contract
Purpose of contract	General
Contract start date	01/09/2010
Contract end date	28/02/2023

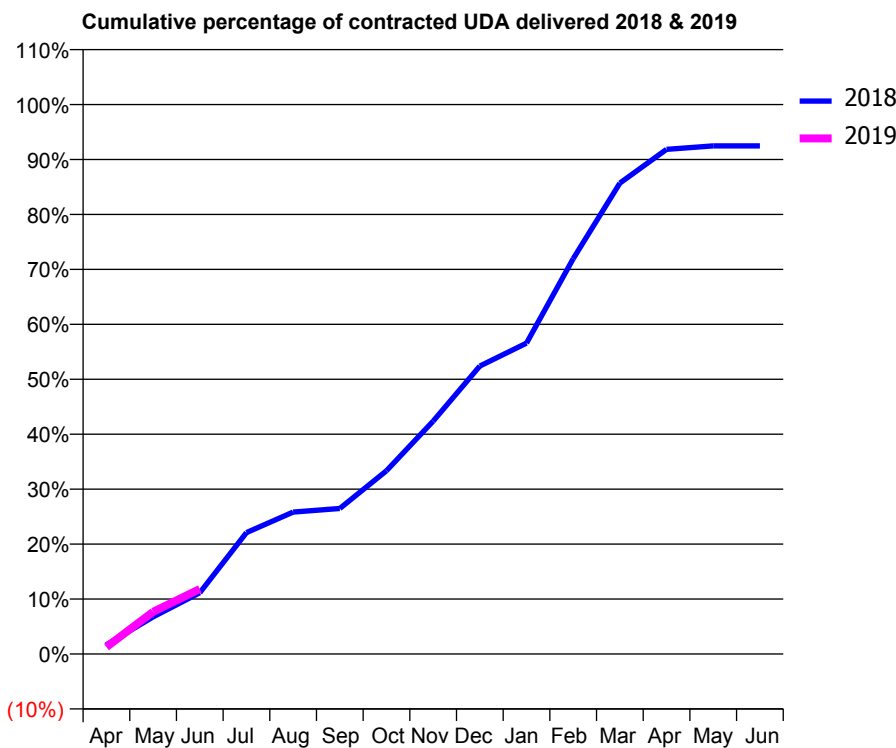
18/19 Contracted general activity (UDA)	10,000
Carry forward general activity (UDA)	0
18/19 Contracted orthodontic activity (UOA)	0
Carry forward orthodontic activity (UOA)	0
Baseline contract value	£0.00

ACCESS*

Patients seen in 24 months	Total	Change since previous quarter
Quarter ending June 2017	3,530	
Quarter ending September 2017	3,412	↓
Quarter ending December 2017	3,328	↓
Quarter ending March 2018	3,405	↑
Quarter ending June 2018	3,364	↓
Variance since June 2017	(4.7%)	↓



ACTIVITY



Adjusted Scheduled Activity (UDA)		
Month	2018	2019
April	182	128
May	727	767
June	1,198	1,182
July	2,371	
August	2,773	
September	2,842	
October	3,579	
November	4,550	
December	5,624	
January	6,073	
February	7,722	
March	9,199	
April	9,857	
May	9,924	
June	9,925	

QUALITY

	Quantity	Base Number	Contract	AT	Region	England
% of FP17s for the same patient ID Re-attending within 3 months - Children	28	211	13.3%	9.7%	11.0%	11.5%
% of FP17s for the same patient ID Re-attending within 3 months - Adults	158	588	26.9%	13.9%	15.3%	15.4%
% of FP17s for the same patient ID Re-attending between 3 & 9 months - Children	85	211	40.3%	61.6%	61.2%	58.9%
% of FP17s for the same patient ID Re-attending between 3 & 9 months - Adults	191	588	32.5%	53.5%	52.9%	51.6%
% of FP17s for Band 1 Urgent Courses	165	487	33.9%	9.8%	9.4%	8.9%
% of FP17s Relating to Free Repair or Replacements	0	487	0.0%	0.6%	0.7%	0.8%
% of FP17s Relating to Continuations	2	487	0.4%	0.9%	0.9%	0.9%
% of Patients satisfied with the dentistry they have received	1	1	N/A	92.3%	93.6%	93.2%
% of Patients satisfied with the time they had to wait for an appointment	1	1	N/A	89.2%	88.8%	88.8%

* This is based on patients treated on this contract for their most recent course of treatment. Figures in italics indicate the base number of FP17s or Patient Questionnaire responses are less than 100. N/A is shown where the base number of responses is less than 10 during the period. % is calculated as Quantity/Base number*100

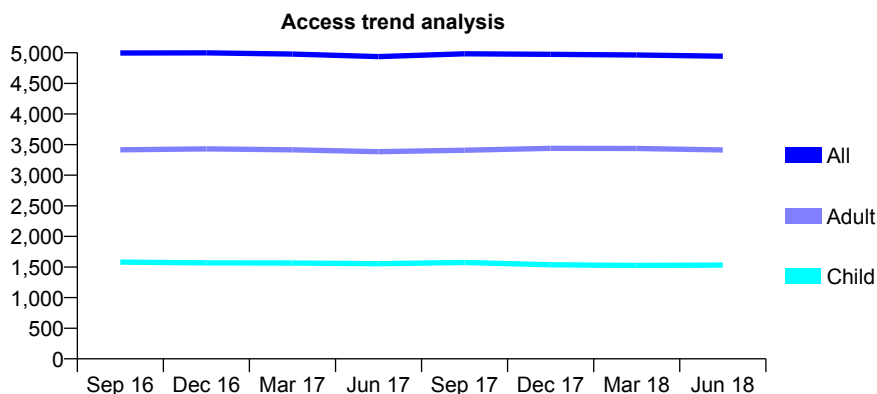
Q70 - Vital Signs At a Glance Contract Report for 190985/0001 - June 2018

Name or company name	Miss P Kotecha
Contract type name	GDS Contract
Purpose of contract	General
Contract start date	01/12/2013
Contract end date	

18/19 Contracted general activity (UDA)	12,555
Carry forward general activity (UDA)	0
18/19 Contracted orthodontic activity (UOA)	0
Carry forward orthodontic activity (UOA)	0
Baseline contract value	£333,410.48

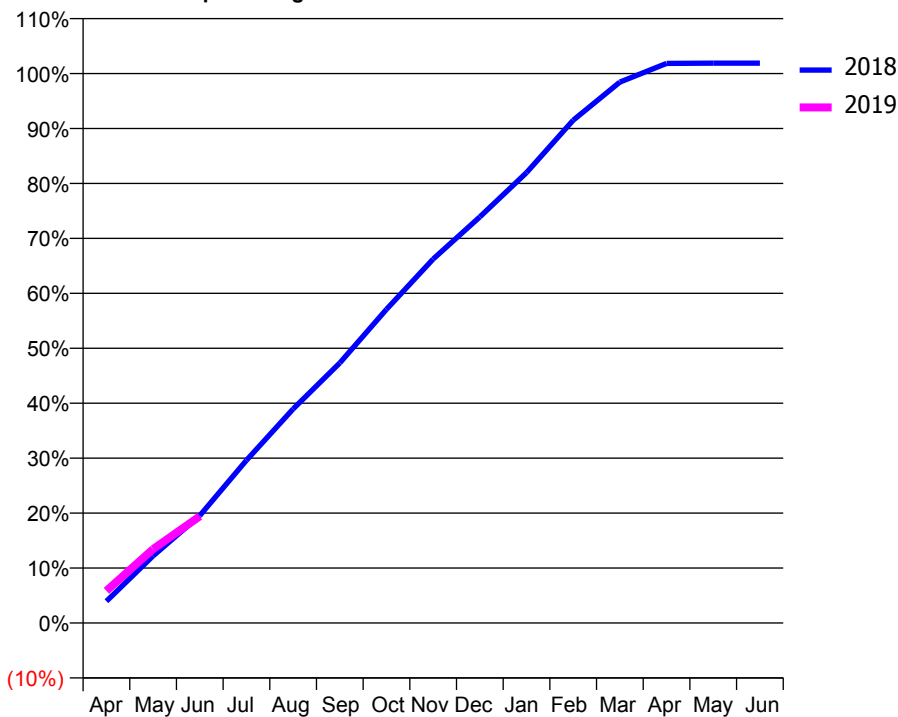
ACCESS*

Patients seen in 24 months	Total	Change since previous quarter
Quarter ending June 2017	4,938	
Quarter ending September 2017	4,983	→
Quarter ending December 2017	4,974	→
Quarter ending March 2018	4,963	→
Quarter ending June 2018	4,945	→
Variance since June 2017	0.1%	→



ACTIVITY

Cumulative percentage of contracted UDA delivered 2018 & 2019



Month	Adjusted Scheduled Activity (UDA)	
	2018	2019
April	499	735
May	1,534	1,688
June	2,453	2,438
July	3,717	
August	4,891	
September	5,944	
October	7,167	
November	8,316	
December	9,279	
January	10,292	
February	11,488	
March	12,360	
April	12,787	
May	12,793	
June	12,792	

QUALITY

	Quantity	Base Number	Contract	AT	Region	England
% of FP17s for the same patient ID Re-attending within 3 months - Children	15	583	2.6%	9.7%	11.0%	11.5%
% of FP17s for the same patient ID Re-attending within 3 months - Adults	91	1,132	8.0%	13.9%	15.3%	15.4%
% of FP17s for the same patient ID Re-attending between 3 & 9 months - Children	432	583	74.1%	61.6%	61.2%	58.9%
% of FP17s for the same patient ID Re-attending between 3 & 9 months - Adults	714	1,132	63.1%	53.5%	52.9%	51.6%
% of FP17s for Band 1 Urgent Courses	49	1,483	3.3%	9.8%	9.4%	8.9%
% of FP17s Relating to Free Repair or Replacements	3	1,483	0.2%	0.6%	0.7%	0.8%
% of FP17s Relating to Continuations	0	1,483	0.0%	0.9%	0.9%	0.9%
% of Patients satisfied with the dentistry they have received	4	4	N/A	92.3%	93.6%	93.2%
% of Patients satisfied with the time they had to wait for an appointment	4	4	N/A	89.2%	88.8%	88.8%

* This is based on patients treated on this contract for their most recent course of treatment. Figures in italics indicate the base number of FP17s or Patient Questionnaire responses are less than 100. N/A is shown where the base number of responses is less than 10 during the period. % is calculated as Quantity/Base number*100

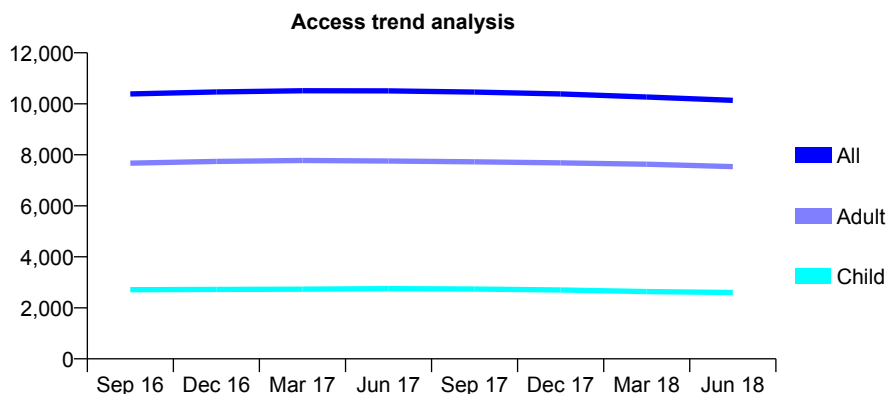
Q70 - Vital Signs At a Glance Contract Report for 191183/0001 - June 2018

Name or company name	SCA Healthcare
Contract type name	GDS Contract
Purpose of contract	General
Contract start date	13/09/2008
Contract end date	

18/19 Contracted general activity (UDA)	36,115
Carry forward general activity (UDA)	0
18/19 Contracted orthodontic activity (UOA)	0
Carry forward orthodontic activity (UOA)	0
Baseline contract value	£1,090,009.21

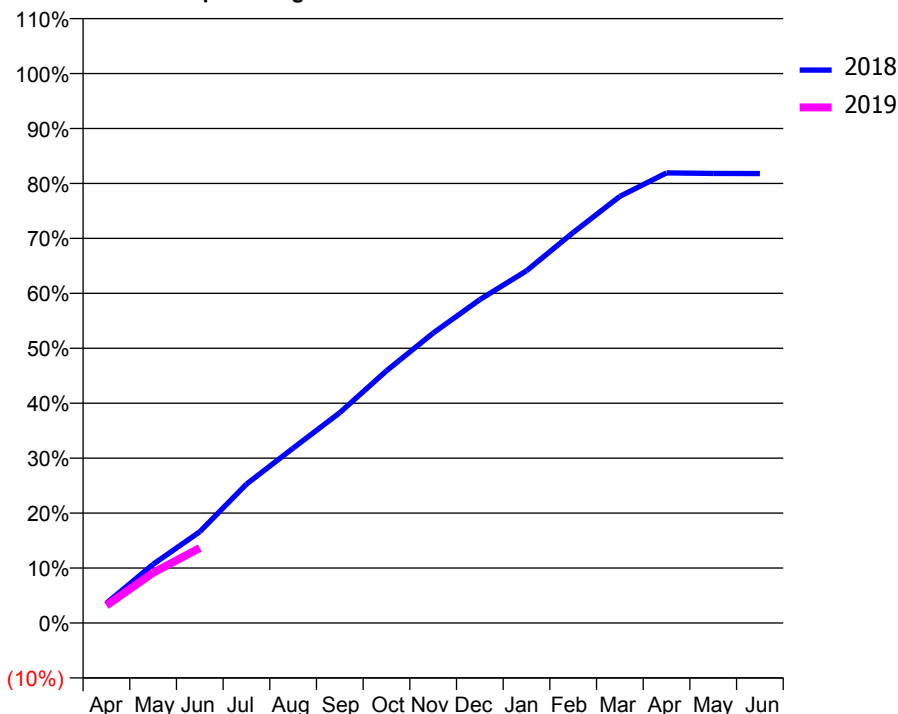
ACCESS*

Patients seen in 24 months	Total	Change since previous quarter
Quarter ending June 2017	10,507	
Quarter ending September 2017	10,460	→
Quarter ending December 2017	10,387	→
Quarter ending March 2018	10,269	↓
Quarter ending June 2018	10,136	↓
Variance since June 2017	(3.5%)	↓



ACTIVITY

Cumulative percentage of contracted UDA delivered 2018 & 2019



Adjusted Scheduled Activity (UDA)		
Month	2018	2019
April	1,300	1,156
May	3,861	3,298
June	6,001	4,926
July	9,124	
August	11,490	
September	13,829	
October	16,580	
November	19,053	
December	21,259	
January	23,154	
February	25,662	
March	28,037	
April	29,583	
May	29,545	
June	29,540	

QUALITY

	Quantity	Base Number	Contract	AT	Region	England
% of FP17s for the same patient ID Re-attending within 3 months - Children	81	860	9.4%	9.7%	11.0%	11.5%
% of FP17s for the same patient ID Re-attending within 3 months - Adults	325	2,392	13.6%	13.9%	15.3%	15.4%
% of FP17s for the same patient ID Re-attending between 3 & 9 months - Children	517	860	60.1%	61.6%	61.2%	58.9%
% of FP17s for the same patient ID Re-attending between 3 & 9 months - Adults	1,479	2,392	61.8%	53.5%	52.9%	51.6%
% of FP17s for Band 1 Urgent Courses	188	2,693	7.0%	9.8%	9.4%	8.9%
% of FP17s Relating to Free Repair or Replacements	35	2,693	1.3%	0.6%	0.7%	0.8%
% of FP17s Relating to Continuations	29	2,693	1.1%	0.9%	0.9%	0.9%
% of Patients satisfied with the dentistry they have received	5	5	N/A	92.3%	93.6%	93.2%
% of Patients satisfied with the time they had to wait for an appointment	4	5	N/A	89.2%	88.8%	88.8%

* This is based on patients treated on this contract for their most recent course of treatment. Figures in italics indicate the base number of FP17s or Patient Questionnaire responses are less than 100. N/A is shown where the base number of responses is less than 10 during the period. % is calculated as Quantity/Base number*100

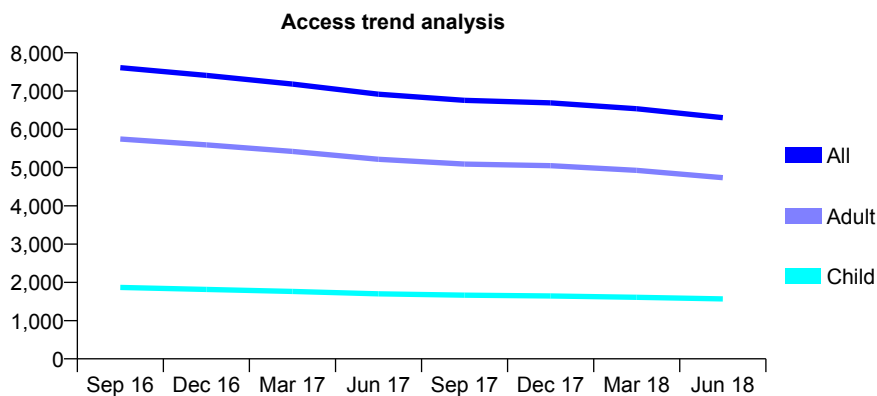
Q70 - Vital Signs At a Glance Contract Report for 191183/0002 - June 2018

Name or company name	SCA Healthcare
Contract type name	GDS Contract
Purpose of contract	General
Contract start date	01/10/2008
Contract end date	

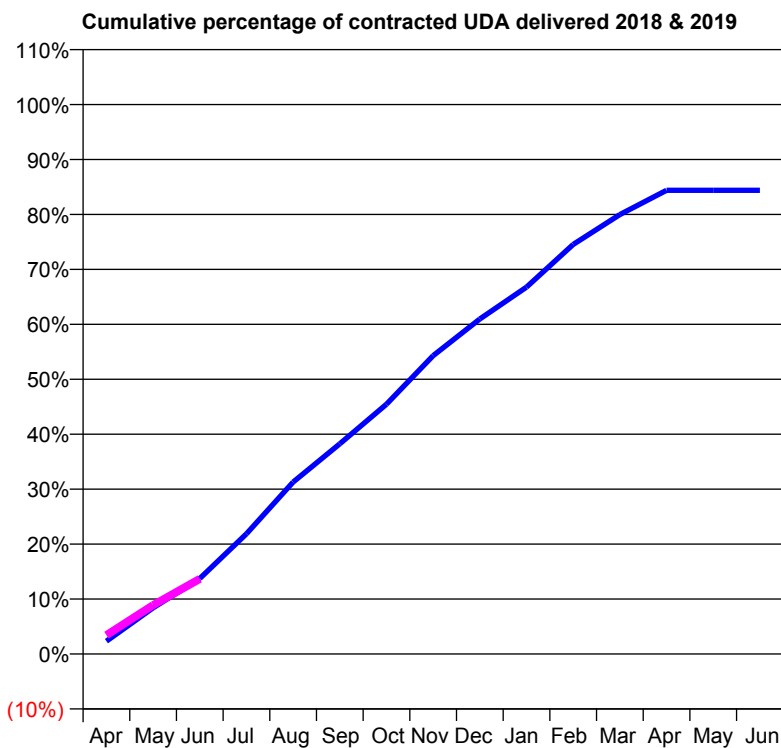
18/19 Contracted general activity (UDA)	21,000
Carry forward general activity (UDA)	0
18/19 Contracted orthodontic activity (UOA)	0
Carry forward orthodontic activity (UOA)	0
Baseline contract value	£500,075.19

ACCESS*

Patients seen in 24 months	Total	Change since previous quarter
Quarter ending June 2017	6,917	
Quarter ending September 2017	6,756	↓
Quarter ending December 2017	6,690	→
Quarter ending March 2018	6,536	↓
Quarter ending June 2018	6,304	↓
Variance since June 2017	(8.9%)	↓



ACTIVITY



Adjusted Scheduled Activity (UDA)		
Month	2018	2019
April	493	723
May	1,768	1,867
June	2,885	2,871
July	4,595	
August	6,572	
September	8,032	
October	9,550	
November	11,402	
December	12,805	
January	14,019	
February	15,654	
March	16,796	
April	17,720	
May	17,720	
June	17,720	

QUALITY

	Quantity	Base Number	Contract	AT	Region	England
% of FP17s for the same patient ID Re-attending within 3 months - Children	47	540	8.7%	9.7%	11.0%	11.5%
% of FP17s for the same patient ID Re-attending within 3 months - Adults	201	1,467	13.7%	13.9%	15.3%	15.4%
% of FP17s for the same patient ID Re-attending between 3 & 9 months - Children	373	540	69.1%	61.6%	61.2%	58.9%
% of FP17s for the same patient ID Re-attending between 3 & 9 months - Adults	843	1,467	57.5%	53.5%	52.9%	51.6%
% of FP17s for Band 1 Urgent Courses	212	1,657	12.8%	9.8%	9.4%	8.9%
% of FP17s Relating to Free Repair or Replacements	3	1,657	0.2%	0.6%	0.7%	0.8%
% of FP17s Relating to Continuations	4	1,657	0.2%	0.9%	0.9%	0.9%
% of Patients satisfied with the dentistry they have received	3	3	N/A	92.3%	93.6%	93.2%
% of Patients satisfied with the time they had to wait for an appointment	3	3	N/A	89.2%	88.8%	88.8%

* This is based on patients treated on this contract for their most recent course of treatment. Figures in italics indicate the base number of FP17s or Patient Questionnaire responses are less than 100. N/A is shown where the base number of responses is less than 10 during the period. % is calculated as Quantity/Base number*100

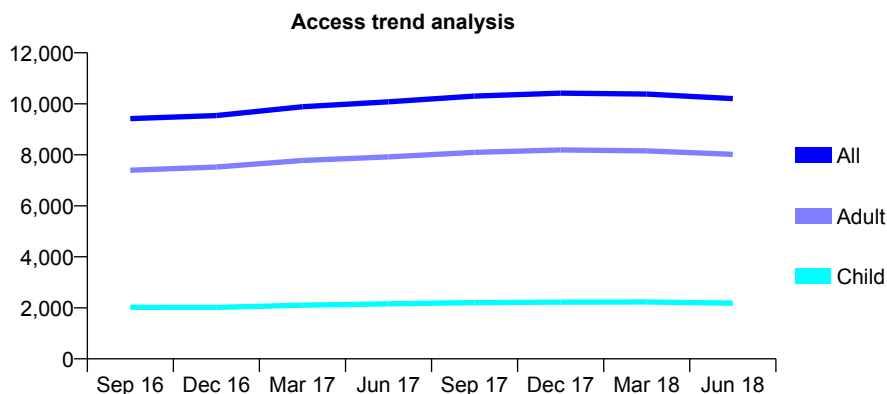
Q70 - Vital Signs At a Glance Contract Report for 191183/0003 - June 2018

Name or company name	SCA Healthcare
Contract type name	GDS Contract
Purpose of contract	General
Contract start date	01/10/2008
Contract end date	

18/19 Contracted general activity (UDA)	31,000
Carry forward general activity (UDA)	0
18/19 Contracted orthodontic activity (UOA)	0
Carry forward orthodontic activity (UOA)	0
Baseline contract value	£854,010.09

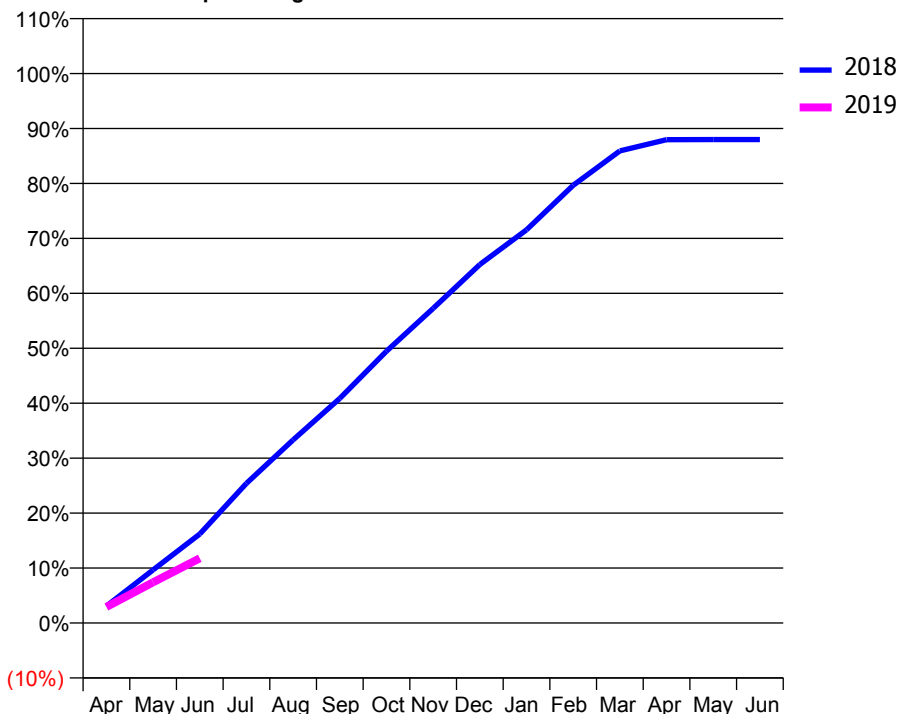
ACCESS*

Patients seen in 24 months	Total	Change since previous quarter
Quarter ending June 2017	10,076	
Quarter ending September 2017	10,301	↑
Quarter ending December 2017	10,416	→
Quarter ending March 2018	10,381	→
Quarter ending June 2018	10,203	↓
Variance since June 2017	1.3%	→



ACTIVITY

Cumulative percentage of contracted UDA delivered 2018 & 2019



Month	Adjusted Scheduled Activity (UDA)	
	2018	2019
April	957	908
May	2,995	2,301
June	5,022	3,655
July	7,880	
August	10,331	
September	12,671	
October	15,333	
November	17,752	
December	20,222	
January	22,181	
February	24,690	
March	26,637	
April	27,268	
May	27,271	
June	27,272	

QUALITY

	Quantity	Base Number	Contract	AT	Region	England
% of FP17s for the same patient ID Re-attending within 3 months - Children	35	660	5.3%	9.7%	11.0%	11.5%
% of FP17s for the same patient ID Re-attending within 3 months - Adults	240	2,228	10.8%	13.9%	15.3%	15.4%
% of FP17s for the same patient ID Re-attending between 3 & 9 months - Children	462	660	70.0%	61.6%	61.2%	58.9%
% of FP17s for the same patient ID Re-attending between 3 & 9 months - Adults	1,301	2,228	58.4%	53.5%	52.9%	51.6%
% of FP17s for Band 1 Urgent Courses	140	2,233	6.3%	9.8%	9.4%	8.9%
% of FP17s Relating to Free Repair or Replacements	6	2,233	0.3%	0.6%	0.7%	0.8%
% of FP17s Relating to Continuations	6	2,233	0.3%	0.9%	0.9%	0.9%
% of Patients satisfied with the dentistry they have received	11	11	100.0%	92.3%	93.6%	93.2%
% of Patients satisfied with the time they had to wait for an appointment	11	11	100.0%	89.2%	88.8%	88.8%

* This is based on patients treated on this contract for their most recent course of treatment. Figures in italics indicate the base number of FP17s or Patient Questionnaire responses are less than 100. N/A is shown where the base number of responses is less than 10 during the period. % is calculated as Quantity/Base number*100

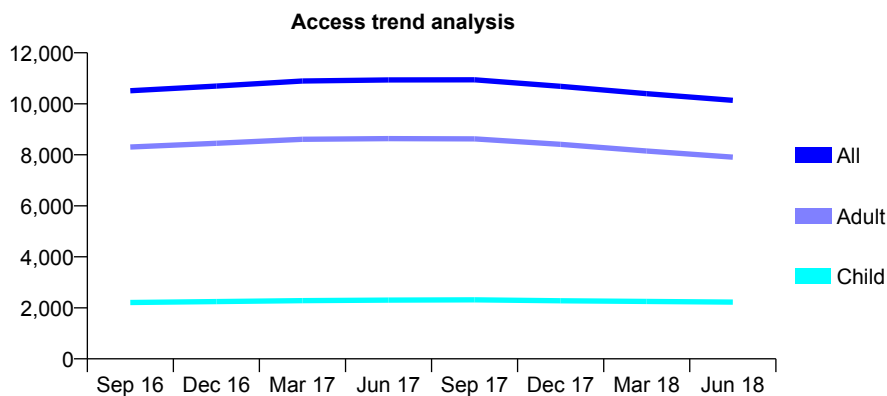
Q70 - Vital Signs At a Glance Contract Report for 191183/0004 - June 2018

Name or company name	SCA Healthcare
Contract type name	GDS Contract
Purpose of contract	General
Contract start date	01/04/2011
Contract end date	

18/19 Contracted general activity (UDA)	30,000
Carry forward general activity (UDA)	0
18/19 Contracted orthodontic activity (UOA)	0
Carry forward orthodontic activity (UOA)	0
Baseline contract value	£770,178.92

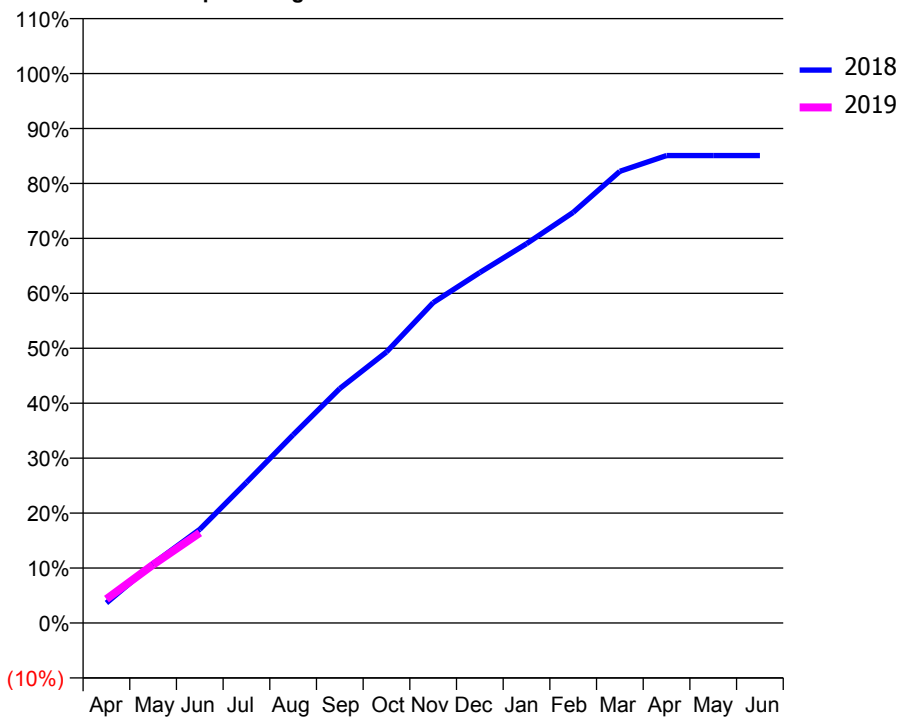
ACCESS*

Patients seen in 24 months	Total	Change since previous quarter
Quarter ending June 2017	10,937	
Quarter ending September 2017	10,943	→
Quarter ending December 2017	10,684	↓
Quarter ending March 2018	10,398	↓
Quarter ending June 2018	10,137	↓
Variance since June 2017	(7.3%)	↓



ACTIVITY

Cumulative percentage of contracted UDA delivered 2018 & 2019



Adjusted Scheduled Activity (UDA)		
Month	2018	2019
April	1,094	1,308
May	3,244	3,182
June	5,117	4,922
July	7,676	
August	10,278	
September	12,801	
October	14,799	
November	17,493	
December	19,135	
January	20,709	
February	22,422	
March	24,664	
April	25,520	
May	25,522	
June	25,522	

QUALITY

	Quantity	Base Number	Contract	AT	Region	England
% of FP17s for the same patient ID Re-attending within 3 months - Children	39	845	4.6%	9.7%	11.0%	11.5%
% of FP17s for the same patient ID Re-attending within 3 months - Adults	299	2,757	10.8%	13.9%	15.3%	15.4%
% of FP17s for the same patient ID Re-attending between 3 & 9 months - Children	577	845	68.3%	61.6%	61.2%	58.9%
% of FP17s for the same patient ID Re-attending between 3 & 9 months - Adults	1,849	2,757	67.1%	53.5%	52.9%	51.6%
% of FP17s for Band 1 Urgent Courses	329	3,119	10.5%	9.8%	9.4%	8.9%
% of FP17s Relating to Free Repair or Replacements	17	3,119	0.5%	0.6%	0.7%	0.8%
% of FP17s Relating to Continuations	4	3,119	0.1%	0.9%	0.9%	0.9%
% of Patients satisfied with the dentistry they have received	11	11	100.0%	92.3%	93.6%	93.2%
% of Patients satisfied with the time they had to wait for an appointment	11	11	100.0%	89.2%	88.8%	88.8%

* This is based on patients treated on this contract for their most recent course of treatment. Figures in italics indicate the base number of FP17s or Patient Questionnaire responses are less than 100. N/A is shown where the base number of responses is less than 10 during the period. % is calculated as Quantity/Base number*100

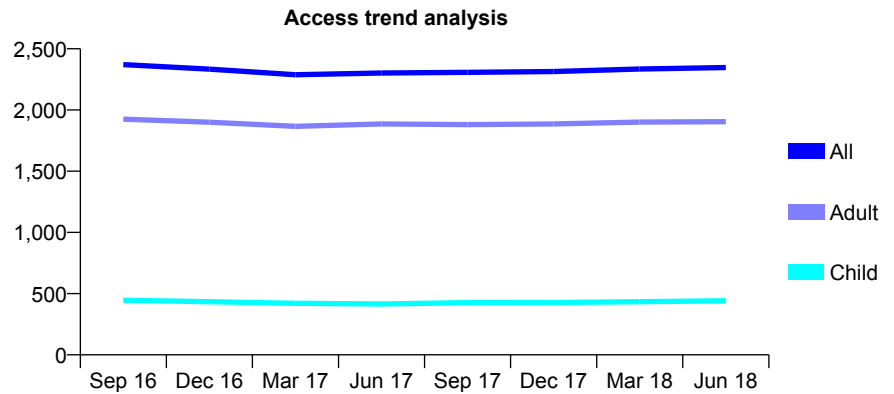
Q70 - Vital Signs At a Glance Contract Report for 191302/0001 - June 2018

Name or company name	Mr M C Omar
Contract type name	GDS Contract
Purpose of contract	General
Contract start date	01/10/2013
Contract end date	

18/19 Contracted general activity (UDA)	8,401
Carry forward general activity (UDA)	0
18/19 Contracted orthodontic activity (UOA)	0
Carry forward orthodontic activity (UOA)	0
Baseline contract value	£189,623.41

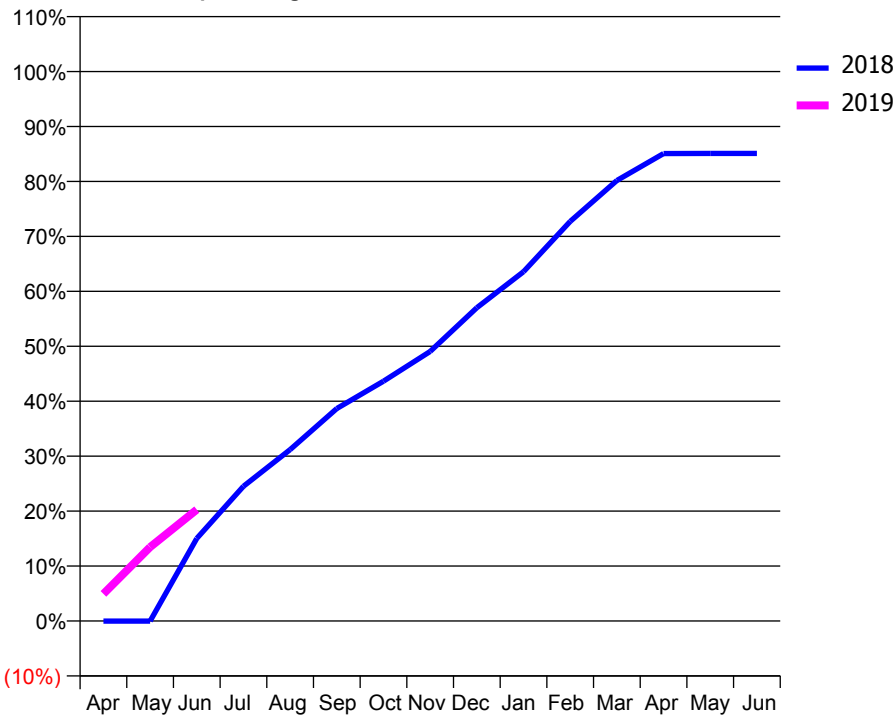
ACCESS*

Patients seen in 24 months	Total	Change since previous quarter
Quarter ending June 2017	2,302	
Quarter ending September 2017	2,308	→
Quarter ending December 2017	2,314	→
Quarter ending March 2018	2,335	→
Quarter ending June 2018	2,347	→
Variance since June 2017	2.0%	→



ACTIVITY

Cumulative percentage of contracted UDA delivered 2018 & 2019



Month	Adjusted Scheduled Activity (UDA)	
	2018	2019
April	-4	416
May	-4	1,130
June	1,264	1,704
July	2,060	
August	2,621	
September	3,248	
October	3,667	
November	4,120	
December	4,789	
January	5,341	
February	6,108	
March	6,735	
April	7,146	
May	7,149	
June	7,149	

QUALITY

	Quantity	Base Number	Contract	AT	Region	England
% of FP17s for the same patient ID Re-attending within 3 months - Children	10	193	5.2%	9.7%	11.0%	11.5%
% of FP17s for the same patient ID Re-attending within 3 months - Adults	65	725	9.0%	13.9%	15.3%	15.4%
% of FP17s for the same patient ID Re-attending between 3 & 9 months - Children	117	193	60.6%	61.6%	61.2%	58.9%
% of FP17s for the same patient ID Re-attending between 3 & 9 months - Adults	367	725	50.6%	53.5%	52.9%	51.6%
% of FP17s for Band 1 Urgent Courses	40	782	5.1%	9.8%	9.4%	8.9%
% of FP17s Relating to Free Repair or Replacements	2	782	0.3%	0.6%	0.7%	0.8%
% of FP17s Relating to Continuations	3	782	0.4%	0.9%	0.9%	0.9%
% of Patients satisfied with the dentistry they have received	2	2	N/A	92.3%	93.6%	93.2%
% of Patients satisfied with the time they had to wait for an appointment	2	2	N/A	89.2%	88.8%	88.8%

* This is based on patients treated on this contract for their most recent course of treatment. Figures in italics indicate the base number of FP17s or Patient Questionnaire responses are less than 100. N/A is shown where the base number of responses is less than 10 during the period. % is calculated as Quantity/Base number*100

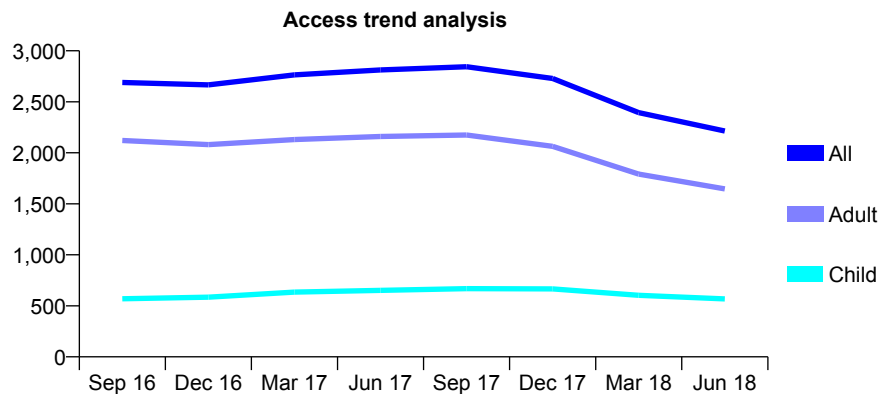
Q70 - Vital Signs At a Glance Contract Report for 192317/0001 - June 2018

Name or company name	Smile Care Dorset Limited
Contract type name	GDS Contract
Purpose of contract	General
Contract start date	01/01/2013
Contract end date	

18/19 Contracted general activity (UDA)	9,883
Carry forward general activity (UDA)	0
18/19 Contracted orthodontic activity (UOA)	0
Carry forward orthodontic activity (UOA)	0
Baseline contract value	£229,080.46

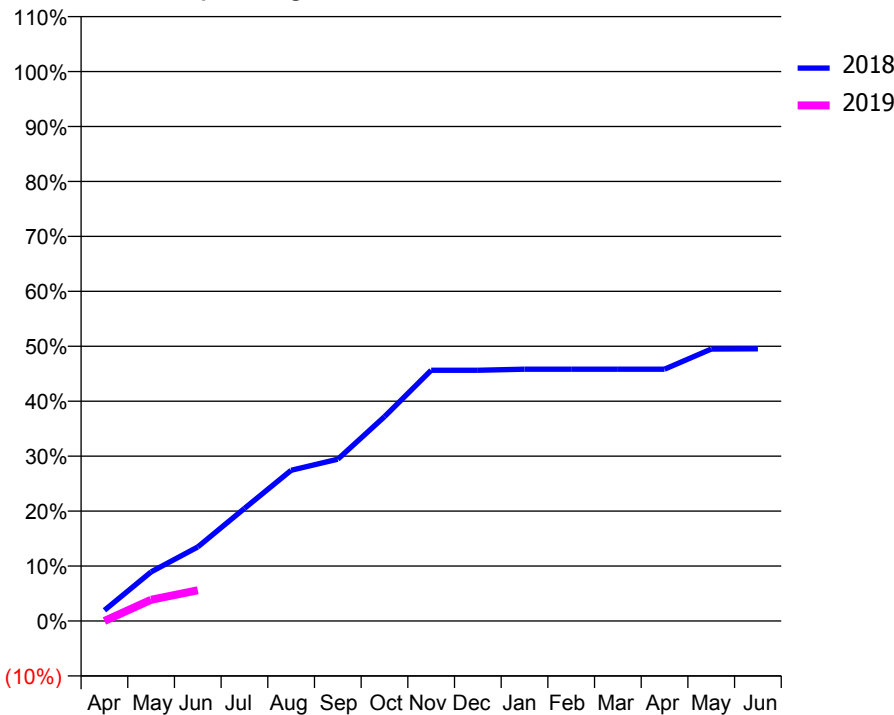
ACCESS*

Patients seen in 24 months	Total	Change since previous quarter
Quarter ending June 2017	2,812	
Quarter ending September 2017	2,844	→
Quarter ending December 2017	2,729	↓
Quarter ending March 2018	2,394	↓
Quarter ending June 2018	2,214	↓
Variance since June 2017	(21.3%)	↓



ACTIVITY

Cumulative percentage of contracted UDA delivered 2018 & 2019



Month	Adjusted Scheduled Activity (UDA)	
	2018	2019
April	194	0
May	883	383
June	1,332	552
July	2,026	
August	2,710	
September	2,909	
October	3,675	
November	4,510	
December	4,510	
January	4,530	
February	4,530	
March	4,530	
April	4,530	
May	4,891	
June	4,895	

QUALITY

	Quantity	Base Number	Contract	AT	Region	England
% of FP17s for the same patient ID Re-attending within 3 months - Children	2	171	1.2%	9.7%	11.0%	11.5%
% of FP17s for the same patient ID Re-attending within 3 months - Adults	25	429	5.8%	13.9%	15.3%	15.4%
% of FP17s for the same patient ID Re-attending between 3 & 9 months - Children	78	171	45.6%	61.6%	61.2%	58.9%
% of FP17s for the same patient ID Re-attending between 3 & 9 months - Adults	195	429	45.5%	53.5%	52.9%	51.6%
% of FP17s for Band 1 Urgent Courses	16	233	6.9%	9.8%	9.4%	8.9%
% of FP17s Relating to Free Repair or Replacements	0	233	0.0%	0.6%	0.7%	0.8%
% of FP17s Relating to Continuations	2	233	0.9%	0.9%	0.9%	0.9%
% of Patients satisfied with the dentistry they have received	3	3	N/A	92.3%	93.6%	93.2%
% of Patients satisfied with the time they had to wait for an appointment	3	3	N/A	89.2%	88.8%	88.8%

* This is based on patients treated on this contract for their most recent course of treatment. Figures in italics indicate the base number of FP17s or Patient Questionnaire responses are less than 100. N/A is shown where the base number of responses is less than 10 during the period. % is calculated as Quantity/Base number*100

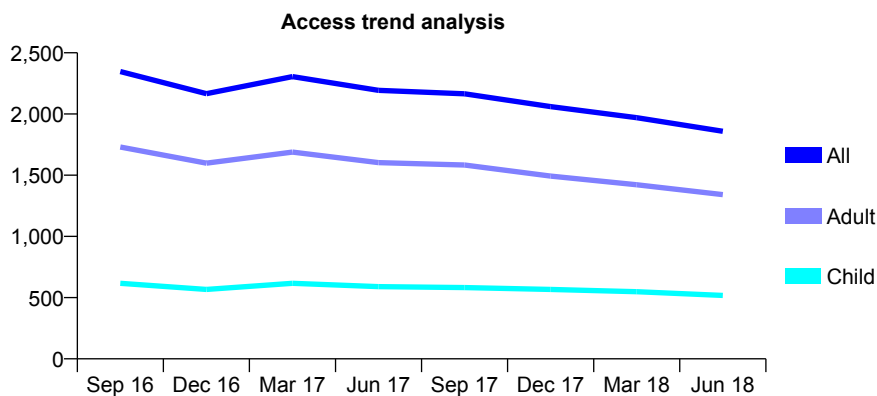
Q70 - Vital Signs At a Glance Contract Report for 192317/0002 - June 2018

Name or company name	Smile Care Dorset Limited
Contract type name	GDS Contract
Purpose of contract	General
Contract start date	01/01/2013
Contract end date	

18/19 Contracted general activity (UDA)	7,000
Carry forward general activity (UDA)	0
18/19 Contracted orthodontic activity (UOA)	0
Carry forward orthodontic activity (UOA)	0
Baseline contract value	£152,737.25

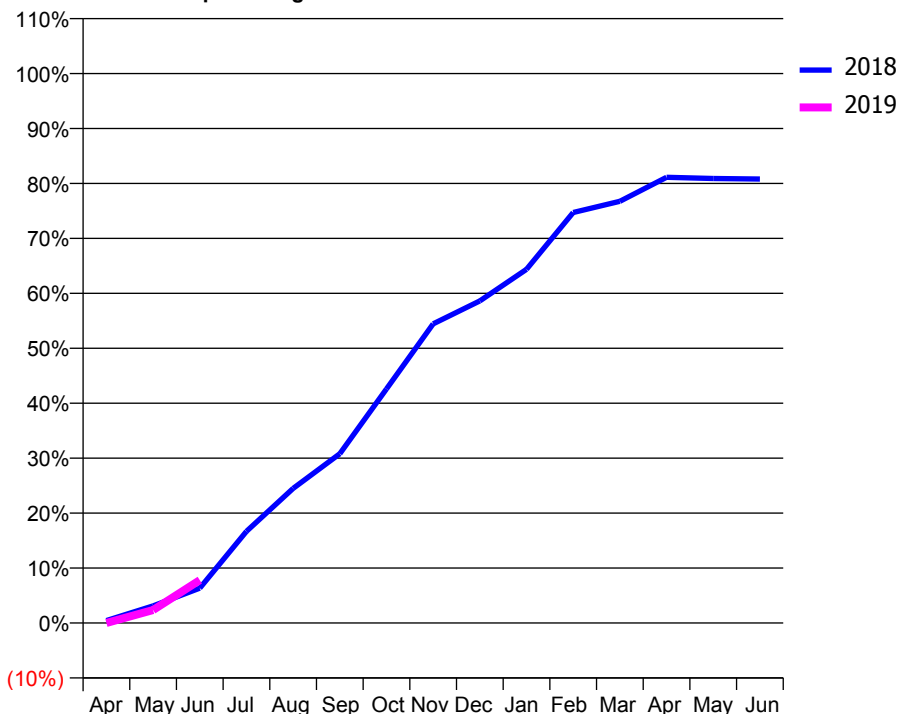
ACCESS*

Patients seen in 24 months	Total	Change since previous quarter
Quarter ending June 2017	2,193	
Quarter ending September 2017	2,165	↓
Quarter ending December 2017	2,060	↓
Quarter ending March 2018	1,970	↓
Quarter ending June 2018	1,859	↓
Variance since June 2017	(15.2%)	↓



ACTIVITY

Cumulative percentage of contracted UDA delivered 2018 & 2019



Adjusted Scheduled Activity (UDA)

Month	2018	2019
April	31	0
May	218	166
June	445	547
July	1,168	
August	1,715	
September	2,156	
October	2,982	
November	3,812	
December	4,104	
January	4,506	
February	5,229	
March	5,371	
April	5,678	
May	5,663	
June	5,656	

QUALITY

	Quantity	Base Number	Contract	AT	Region	England
% of FP17s for the same patient ID Re-attending within 3 months - Children	7	110	6.4%	9.7%	11.0%	11.5%
% of FP17s for the same patient ID Re-attending within 3 months - Adults	66	294	22.4%	13.9%	15.3%	15.4%
% of FP17s for the same patient ID Re-attending between 3 & 9 months - Children	45	110	40.9%	61.6%	61.2%	58.9%
% of FP17s for the same patient ID Re-attending between 3 & 9 months - Adults	117	294	39.8%	53.5%	52.9%	51.6%
% of FP17s for Band 1 Urgent Courses	24	176	13.6%	9.8%	9.4%	8.9%
% of FP17s Relating to Free Repair or Replacements	13	176	7.4%	0.6%	0.7%	0.8%
% of FP17s Relating to Continuations	1	176	0.6%	0.9%	0.9%	0.9%
% of Patients satisfied with the dentistry they have received	3	3	N/A	92.3%	93.6%	93.2%
% of Patients satisfied with the time they had to wait for an appointment	2	3	N/A	89.2%	88.8%	88.8%

* This is based on patients treated on this contract for their most recent course of treatment. Figures in italics indicate the base number of FP17s or Patient Questionnaire responses are less than 100. N/A is shown where the base number of responses is less than 10 during the period. % is calculated as Quantity/Base number*100

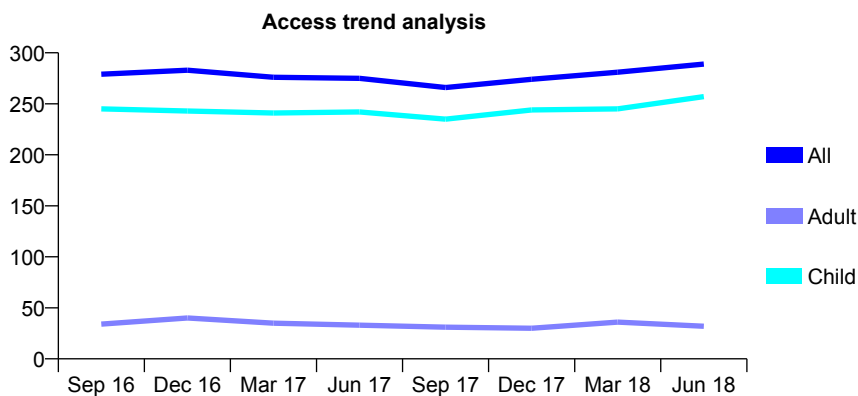
Q70 - Vital Signs At a Glance Contract Report for 194085/0001 - June 2018

Name or company name	PEZO LTD
Contract type name	GDS Contract
Purpose of contract	General
Contract start date	01/02/2008
Contract end date	

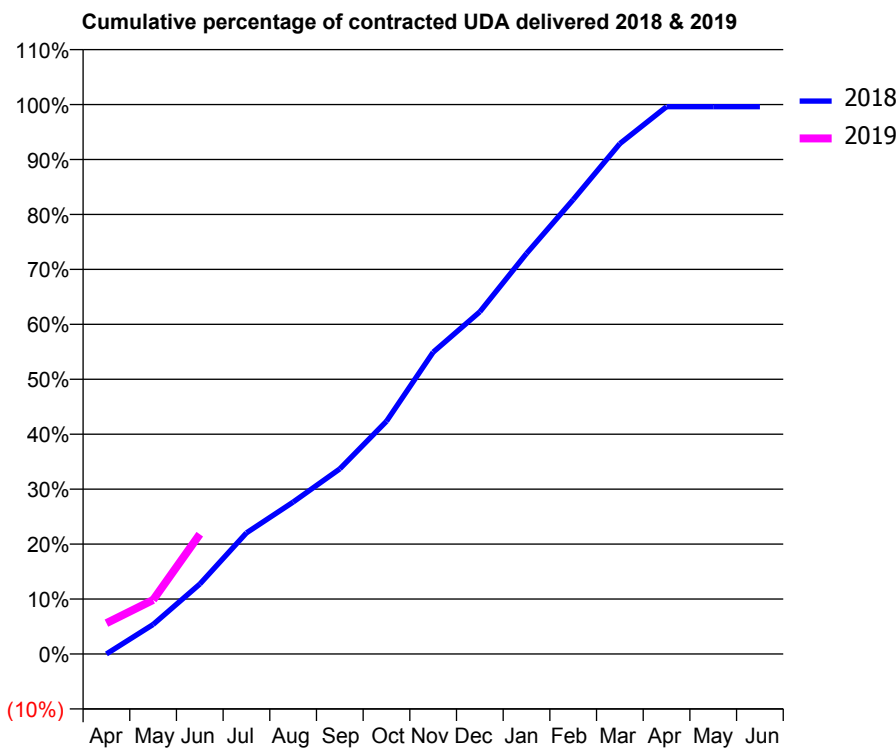
18/19 Contracted general activity (UDA)	520
Carry forward general activity (UDA)	0
18/19 Contracted orthodontic activity (UOA)	0
Carry forward orthodontic activity (UOA)	0
Baseline contract value	£12,669.48

ACCESS*

Patients seen in 24 months	Total	Change since previous quarter
Quarter ending June 2017	275	
Quarter ending September 2017	266	↓
Quarter ending December 2017	274	↑
Quarter ending March 2018	281	↑
Quarter ending June 2018	289	↑
Variance since June 2017	5.1%	↑



ACTIVITY



Month	Adjusted Scheduled Activity (UDA)	
	2018	2019
April	0	29
May	28	51
June	66	113
July	115	
August	144	
September	175	
October	220	
November	286	
December	324	
January	379	
February	430	
March	483	
April	518	
May	518	
June	518	

QUALITY

	Quantity	Base Number	Contract	AT	Region	England
% of FP17s for the same patient ID Re-attending within 3 months - Children	4	117	3.4%	9.7%	11.0%	11.5%
% of FP17s for the same patient ID Re-attending within 3 months - Adults	0	6	0.0%	13.9%	15.3%	15.4%
% of FP17s for the same patient ID Re-attending between 3 & 9 months - Children	72	117	61.5%	61.6%	61.2%	58.9%
% of FP17s for the same patient ID Re-attending between 3 & 9 months - Adults	4	6	66.7%	53.5%	52.9%	51.6%
% of FP17s for Band 1 Urgent Courses	2	95	2.1%	9.8%	9.4%	8.9%
% of FP17s Relating to Free Repair or Replacements	0	95	0.0%	0.6%	0.7%	0.8%
% of FP17s Relating to Continuations	1	95	1.1%	0.9%	0.9%	0.9%
% of Patients satisfied with the dentistry they have received	0	0	N/A	92.3%	93.6%	93.2%
% of Patients satisfied with the time they had to wait for an appointment	0	0	N/A	89.2%	88.8%	88.8%

* This is based on patients treated on this contract for their most recent course of treatment. Figures in italics indicate the base number of FP17s or Patient Questionnaire responses are less than 100. N/A is shown where the base number of responses is less than 10 during the period. % is calculated as Quantity/Base number*100

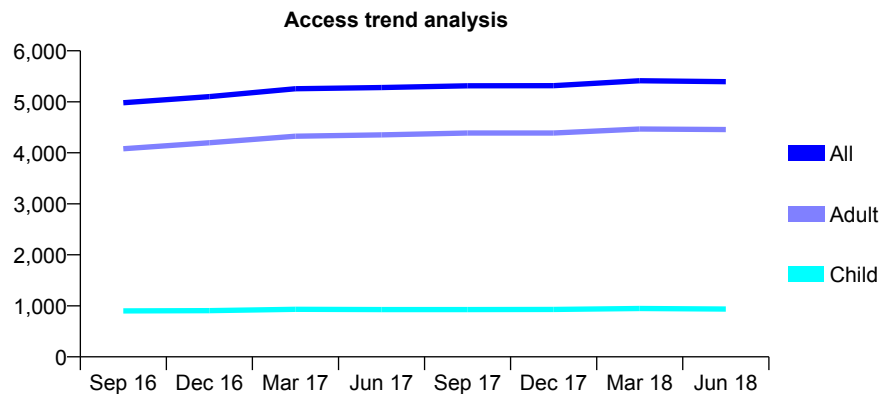
Q70 - Vital Signs At a Glance Contract Report for 194808/0001 - June 2018

Name or company name	Paul Bester and Forbes Watson Limited Lia
Contract type name	GDS Contract
Purpose of contract	General
Contract start date	01/07/2013
Contract end date	

18/19 Contracted general activity (UDA)	19,000
Carry forward general activity (UDA)	0
18/19 Contracted orthodontic activity (UOA)	0
Carry forward orthodontic activity (UOA)	0
Baseline contract value	£490,781.75

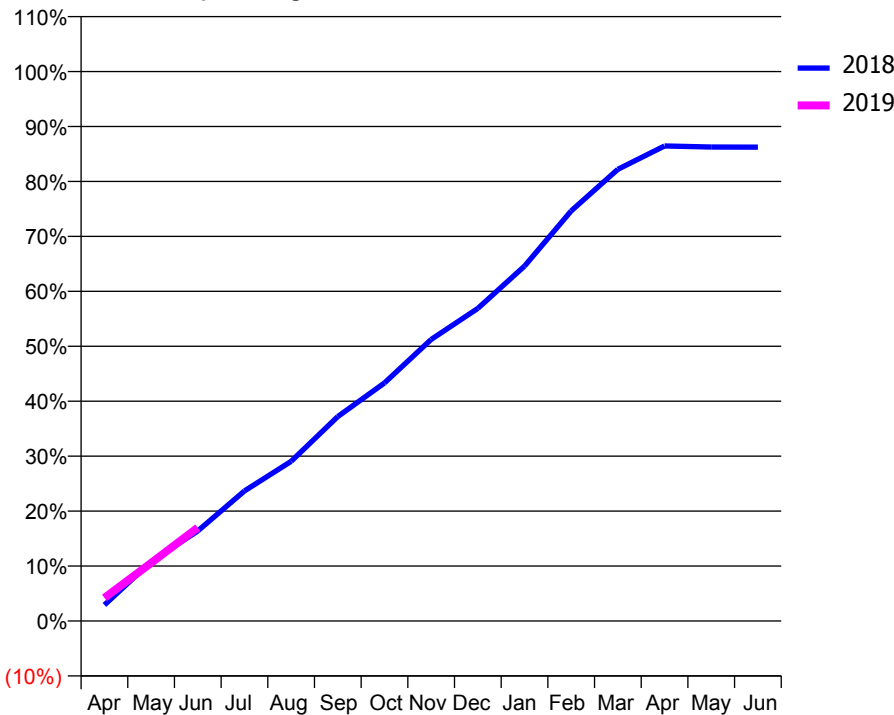
ACCESS*

Patients seen in 24 months	Total	Change since previous quarter
Quarter ending June 2017	5,279	
Quarter ending September 2017	5,315	→
Quarter ending December 2017	5,317	→
Quarter ending March 2018	5,414	→
Quarter ending June 2018	5,394	→
Variance since June 2017	2.2%	↑



ACTIVITY

Cumulative percentage of contracted UDA delivered 2018 & 2019



Month	Adjusted Scheduled Activity (UDA)	
	2018	2019
April	554	802
May	2,047	2,006
June	3,116	3,231
July	4,497	
August	5,522	
September	7,071	
October	8,231	
November	9,734	
December	10,809	
January	12,271	
February	14,182	
March	15,620	
April	16,424	
May	16,388	
June	16,384	

QUALITY

	Quantity	Base Number	Contract	AT	Region	England
% of FP17s for the same patient ID Re-attending within 3 months - Children	82	433	18.9%	9.7%	11.0%	11.5%
% of FP17s for the same patient ID Re-attending within 3 months - Adults	243	1,611	15.1%	13.9%	15.3%	15.4%
% of FP17s for the same patient ID Re-attending between 3 & 9 months - Children	239	433	55.2%	61.6%	61.2%	58.9%
% of FP17s for the same patient ID Re-attending between 3 & 9 months - Adults	977	1,611	60.6%	53.5%	52.9%	51.6%
% of FP17s for Band 1 Urgent Courses	65	1,707	3.8%	9.8%	9.4%	8.9%
% of FP17s Relating to Free Repair or Replacements	10	1,707	0.6%	0.6%	0.7%	0.8%
% of FP17s Relating to Continuations	7	1,707	0.4%	0.9%	0.9%	0.9%
% of Patients satisfied with the dentistry they have received	2	2	N/A	92.3%	93.6%	93.2%
% of Patients satisfied with the time they had to wait for an appointment	2	2	N/A	89.2%	88.8%	88.8%

* This is based on patients treated on this contract for their most recent course of treatment. Figures in italics indicate the base number of FP17s or Patient Questionnaire responses are less than 100. N/A is shown where the base number of responses is less than 10 during the period. % is calculated as Quantity/Base number*100

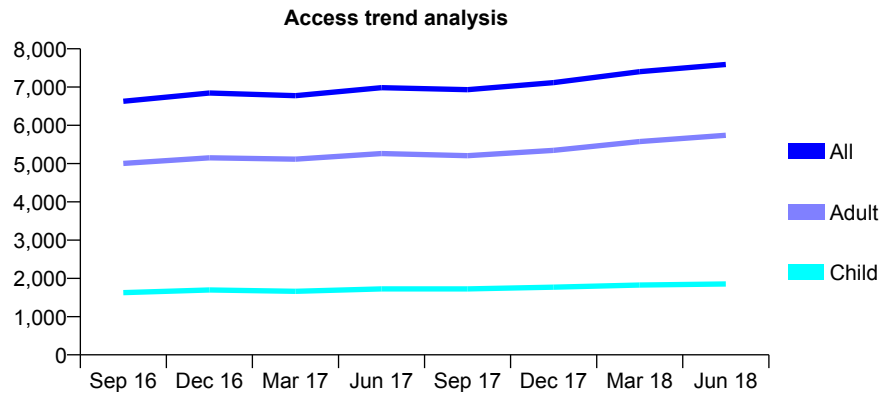
Q70 - Vital Signs At a Glance Contract Report for 195871/0001 - June 2018

Name or company name	Dental Group Ltd
Contract type name	GDS Contract
Purpose of contract	General
Contract start date	01/04/2012
Contract end date	

18/19 Contracted general activity (UDA)	19,090
Carry forward general activity (UDA)	0
18/19 Contracted orthodontic activity (UOA)	0
Carry forward orthodontic activity (UOA)	0
Baseline contract value	£539,311.81

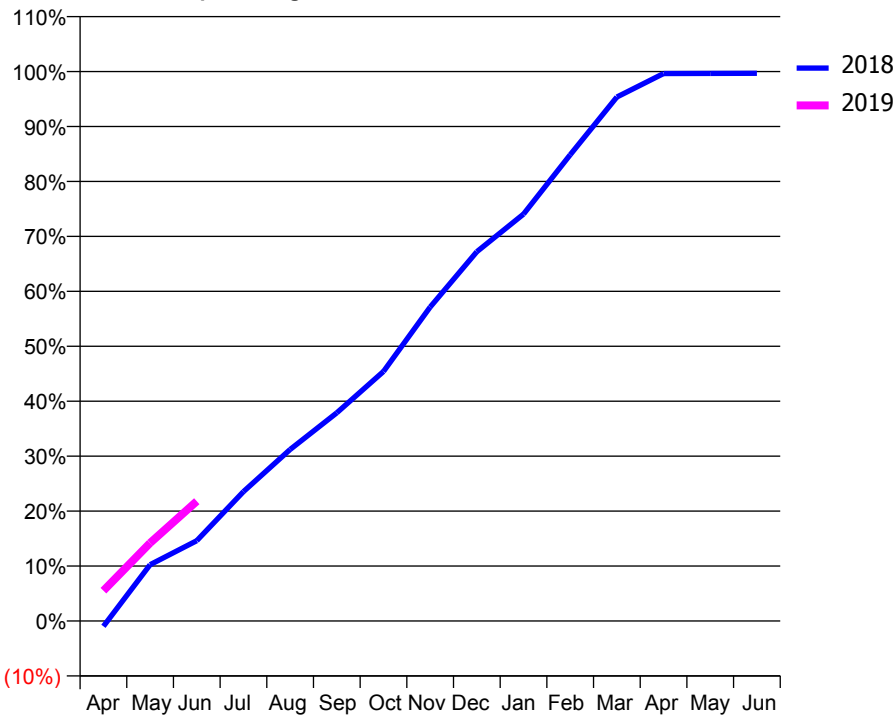
ACCESS*

Patients seen in 24 months	Total	Change since previous quarter
Quarter ending June 2017	6,985	
Quarter ending September 2017	6,932	→
Quarter ending December 2017	7,115	↑
Quarter ending March 2018	7,403	↑
Quarter ending June 2018	7,591	↑
Variance since June 2017	8.7%	↑



ACTIVITY

Cumulative percentage of contracted UDA delivered 2018 & 2019



Month	Adjusted Scheduled Activity (UDA)	
	2018	2019
April	-190	1,053
May	1,956	2,714
June	2,790	4,161
July	4,497	
August	5,961	
September	7,235	
October	8,670	
November	10,908	
December	12,831	
January	14,138	
February	16,197	
March	18,205	
April	19,021	
May	19,024	
June	19,028	

QUALITY

	Quantity	Base Number	Contract	AT	Region	England
% of FP17s for the same patient ID Re-attending within 3 months - Children	51	667	7.6%	9.7%	11.0%	11.5%
% of FP17s for the same patient ID Re-attending within 3 months - Adults	275	1,921	14.3%	13.9%	15.3%	15.4%
% of FP17s for the same patient ID Re-attending between 3 & 9 months - Children	403	667	60.4%	61.6%	61.2%	58.9%
% of FP17s for the same patient ID Re-attending between 3 & 9 months - Adults	967	1,921	50.3%	53.5%	52.9%	51.6%
% of FP17s for Band 1 Urgent Courses	203	2,107	9.6%	9.8%	9.4%	8.9%
% of FP17s Relating to Free Repair or Replacements	13	2,107	0.6%	0.6%	0.7%	0.8%
% of FP17s Relating to Continuations	20	2,107	0.9%	0.9%	0.9%	0.9%
% of Patients satisfied with the dentistry they have received	4	4	N/A	92.3%	93.6%	93.2%
% of Patients satisfied with the time they had to wait for an appointment	4	4	N/A	89.2%	88.8%	88.8%

* This is based on patients treated on this contract for their most recent course of treatment. Figures in italics indicate the base number of FP17s or Patient Questionnaire responses are less than 100. N/A is shown where the base number of responses is less than 10 during the period. % is calculated as Quantity/Base number*100

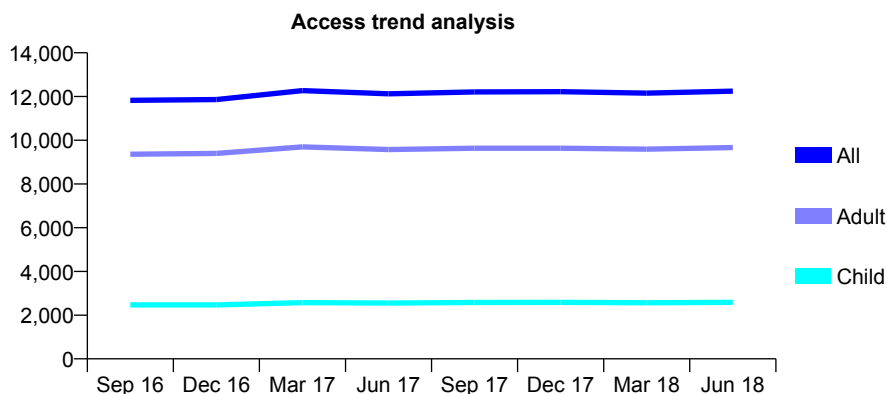
Q70 - Vital Signs At a Glance Contract Report for 195901/0001 - June 2018

Name or company name	Dr Anushika Brogan
Contract type name	GDS Contract
Purpose of contract	General
Contract start date	08/09/2007
Contract end date	

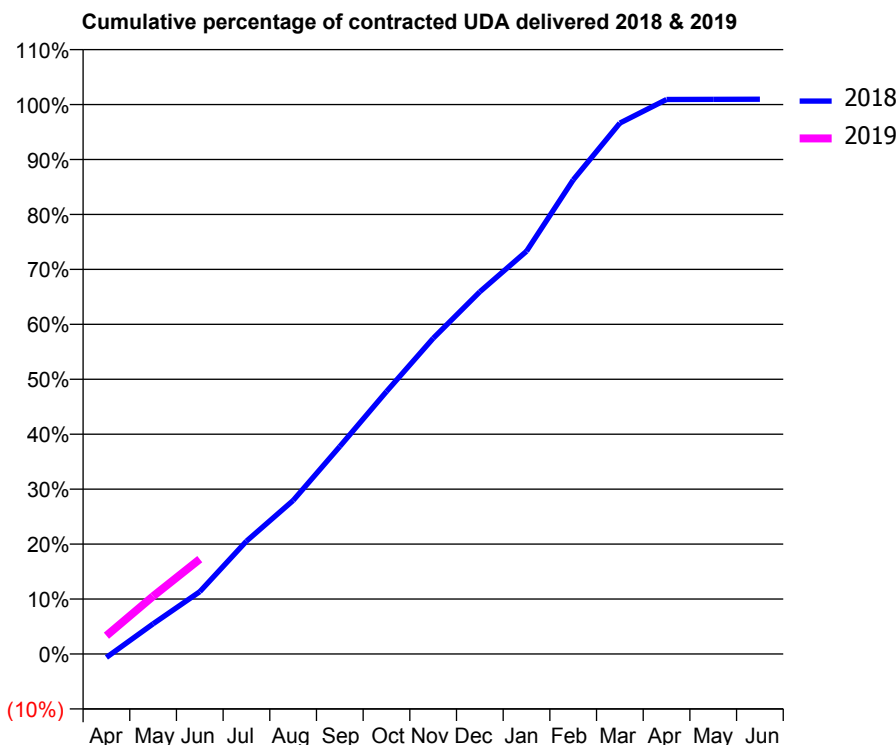
18/19 Contracted general activity (UDA)	29,887
Carry forward general activity (UDA)	0
18/19 Contracted orthodontic activity (UOA)	0
Carry forward orthodontic activity (UOA)	0
Baseline contract value	£787,716.71

ACCESS*

Patients seen in 24 months	Total	Change since previous quarter
Quarter ending June 2017	12,125	
Quarter ending September 2017	12,212	→
Quarter ending December 2017	12,219	→
Quarter ending March 2018	12,156	→
Quarter ending June 2018	12,249	→
Variance since June 2017	1.0%	→



ACTIVITY



Month	Adjusted Scheduled Activity (UDA)	
	2018	2019
April	-189	994
May	1,642	3,146
June	3,390	5,162
July	6,138	
August	8,348	
September	11,292	
October	14,275	
November	17,173	
December	19,704	
January	21,910	
February	25,787	
March	28,879	
April	30,160	
May	30,171	
June	30,173	

QUALITY

	Quantity	Base Number	Contract	AT	Region	England
% of FP17s for the same patient ID Re-attending within 3 months - Children	38	771	4.9%	9.7%	11.0%	11.5%
% of FP17s for the same patient ID Re-attending within 3 months - Adults	293	2,497	11.7%	13.9%	15.3%	15.4%
% of FP17s for the same patient ID Re-attending between 3 & 9 months - Children	485	771	62.9%	61.6%	61.2%	58.9%
% of FP17s for the same patient ID Re-attending between 3 & 9 months - Adults	1,200	2,497	48.1%	53.5%	52.9%	51.6%
% of FP17s for Band 1 Urgent Courses	318	2,776	11.5%	9.8%	9.4%	8.9%
% of FP17s Relating to Free Repair or Replacements	8	2,776	0.3%	0.6%	0.7%	0.8%
% of FP17s Relating to Continuations	3	2,776	0.1%	0.9%	0.9%	0.9%
% of Patients satisfied with the dentistry they have received	8	8	N/A	92.3%	93.6%	93.2%
% of Patients satisfied with the time they had to wait for an appointment	6	8	N/A	89.2%	88.8%	88.8%

* This is based on patients treated on this contract for their most recent course of treatment. Figures in italics indicate the base number of FP17s or Patient Questionnaire responses are less than 100. N/A is shown where the base number of responses is less than 10 during the period. % is calculated as Quantity/Base number*100

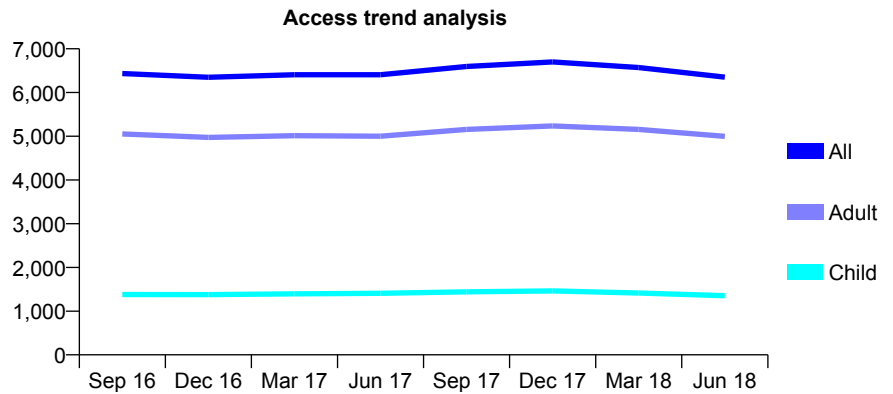
Q70 - Vital Signs At a Glance Contract Report for 196398/0001 - June 2018

Name or company name	S Cowley, R Ingham and J Angelo
Contract type name	GDS Contract
Purpose of contract	General
Contract start date	01/12/2010
Contract end date	

18/19 Contracted general activity (UDA)	21,600
Carry forward general activity (UDA)	0
18/19 Contracted orthodontic activity (UOA)	0
Carry forward orthodontic activity (UOA)	0
Baseline contract value	£645,801.94

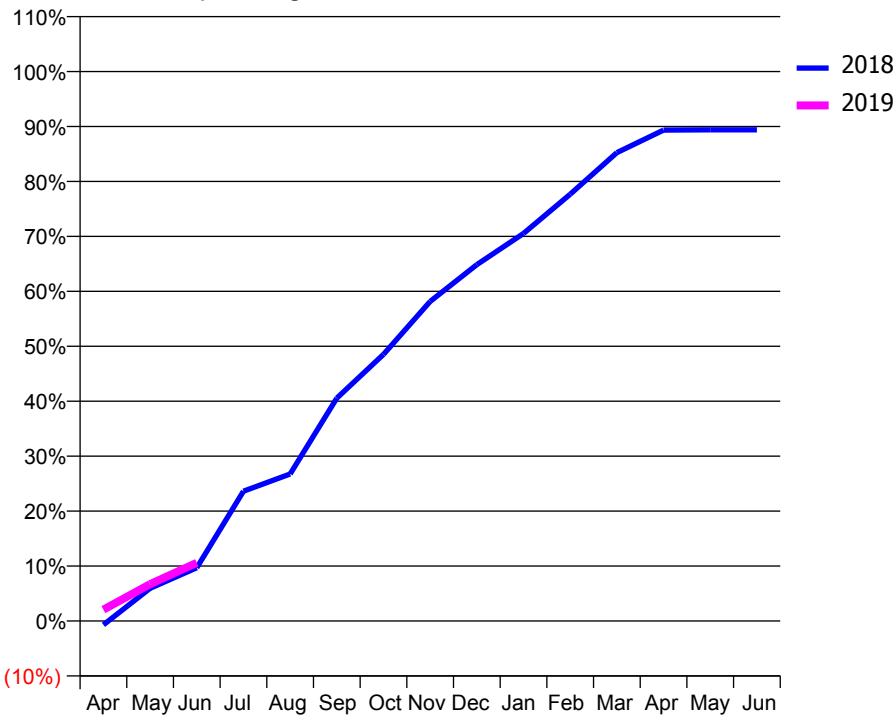
ACCESS*

Patients seen in 24 months	Total	Change since previous quarter
Quarter ending June 2017	6,407	
Quarter ending September 2017	6,597	↑
Quarter ending December 2017	6,699	→
Quarter ending March 2018	6,570	↓
Quarter ending June 2018	6,351	↓
Variance since June 2017	(0.9%)	→



ACTIVITY

Cumulative percentage of contracted UDA delivered 2018 & 2019



Month	Adjusted Scheduled Activity (UDA)	
	2018	2019
April	-141	450
May	1,166	1,450
June	1,902	2,286
July	4,631	
August	5,243	
September	7,949	
October	9,509	
November	11,399	
December	12,709	
January	13,824	
February	15,224	
March	16,708	
April	17,510	
May	17,522	
June	17,522	

QUALITY

	Quantity	Base Number	Contract	AT	Region	England
% of FP17s for the same patient ID Re-attending within 3 months - Children	13	307	4.2%	9.7%	11.0%	11.5%
% of FP17s for the same patient ID Re-attending within 3 months - Adults	214	1,329	16.1%	13.9%	15.3%	15.4%
% of FP17s for the same patient ID Re-attending between 3 & 9 months - Children	194	307	63.2%	61.6%	61.2%	58.9%
% of FP17s for the same patient ID Re-attending between 3 & 9 months - Adults	733	1,329	55.2%	53.5%	52.9%	51.6%
% of FP17s for Band 1 Urgent Courses	175	1,310	13.4%	9.8%	9.4%	8.9%
% of FP17s Relating to Free Repair or Replacements	18	1,310	1.4%	0.6%	0.7%	0.8%
% of FP17s Relating to Continuations	51	1,310	3.9%	0.9%	0.9%	0.9%
% of Patients satisfied with the dentistry they have received	4	5	N/A	92.3%	93.6%	93.2%
% of Patients satisfied with the time they had to wait for an appointment	4	5	N/A	89.2%	88.8%	88.8%

* This is based on patients treated on this contract for their most recent course of treatment. Figures in italics indicate the base number of FP17s or Patient Questionnaire responses are less than 100. N/A is shown where the base number of responses is less than 10 during the period. % is calculated as Quantity/Base number*100

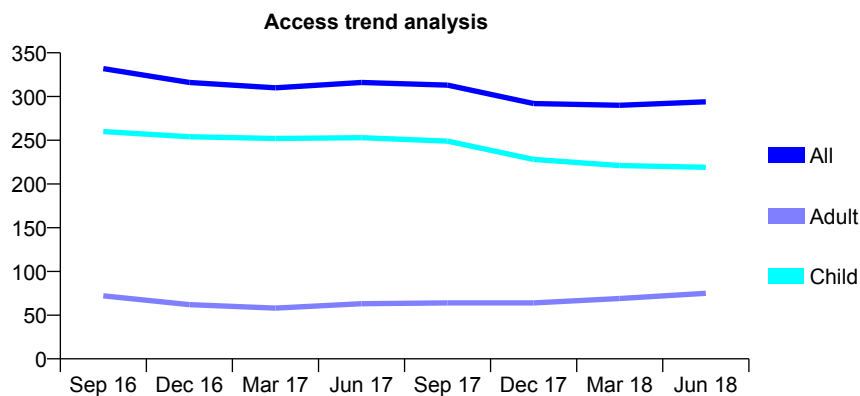
Q70 - Vital Signs At a Glance Contract Report for 197556/0001 - June 2018

Name or company name	M Sehat
Contract type name	GDS Contract
Purpose of contract	General
Contract start date	15/09/2010
Contract end date	

18/19 Contracted general activity (UDA)	480
Carry forward general activity (UDA)	0
18/19 Contracted orthodontic activity (UOA)	0
Carry forward orthodontic activity (UOA)	0
Baseline contract value	£12,297.91

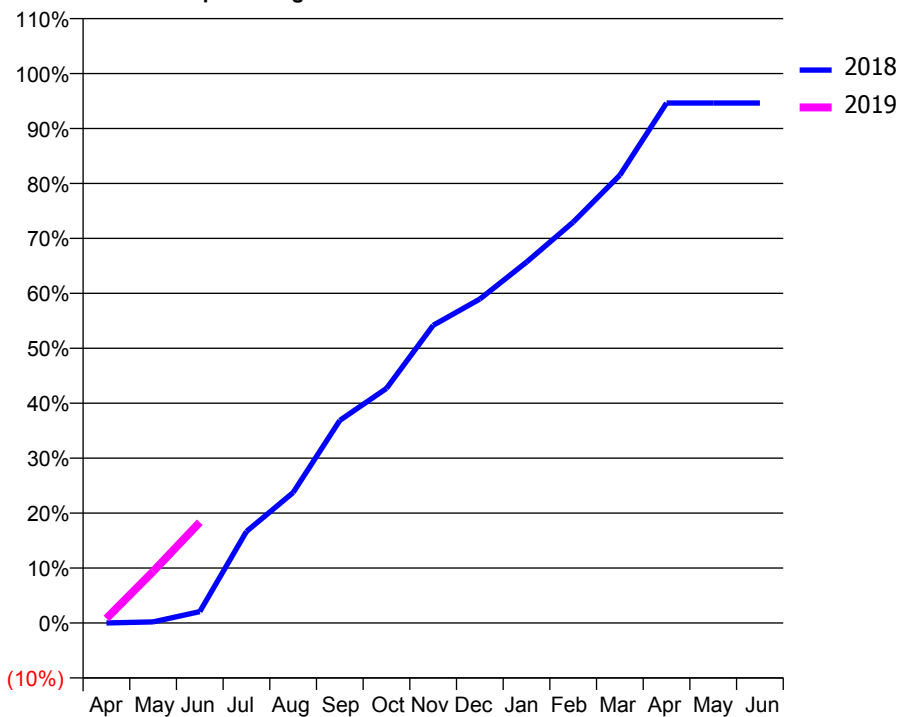
ACCESS*

Patients seen in 24 months	Total	Change since previous quarter
Quarter ending June 2017	316	
Quarter ending September 2017	313	→
Quarter ending December 2017	292	↓
Quarter ending March 2018	290	→
Quarter ending June 2018	294	→
Variance since June 2017	(7.0%)	↓



ACTIVITY

Cumulative percentage of contracted UDA delivered 2018 & 2019



Month	Adjusted Scheduled Activity (UDA)	
	2018	2019
April	0	4
May	1	45
June	10	88
July	80	
August	114	
September	177	
October	205	
November	260	
December	283	
January	315	
February	350	
March	391	
April	454	
May	454	
June	454	

QUALITY

	Quantity	Base Number	Contract	AT	Region	England
% of FP17s for the same patient ID Re-attending within 3 months - Children	1	95	1.1%	9.7%	11.0%	11.5%
% of FP17s for the same patient ID Re-attending within 3 months - Adults	0	15	0.0%	13.9%	15.3%	15.4%
% of FP17s for the same patient ID Re-attending between 3 & 9 months - Children	58	95	61.1%	61.6%	61.2%	58.9%
% of FP17s for the same patient ID Re-attending between 3 & 9 months - Adults	3	15	20.0%	53.5%	52.9%	51.6%
% of FP17s for Band 1 Urgent Courses	0	76	0.0%	9.8%	9.4%	8.9%
% of FP17s Relating to Free Repair or Replacements	0	76	0.0%	0.6%	0.7%	0.8%
% of FP17s Relating to Continuations	0	76	0.0%	0.9%	0.9%	0.9%
% of Patients satisfied with the dentistry they have received	0	0	N/A	92.3%	93.6%	93.2%
% of Patients satisfied with the time they had to wait for an appointment	0	0	N/A	89.2%	88.8%	88.8%

* This is based on patients treated on this contract for their most recent course of treatment. Figures in italics indicate the base number of FP17s or Patient Questionnaire responses are less than 100. N/A is shown where the base number of responses is less than 10 during the period. % is calculated as Quantity/Base number*100

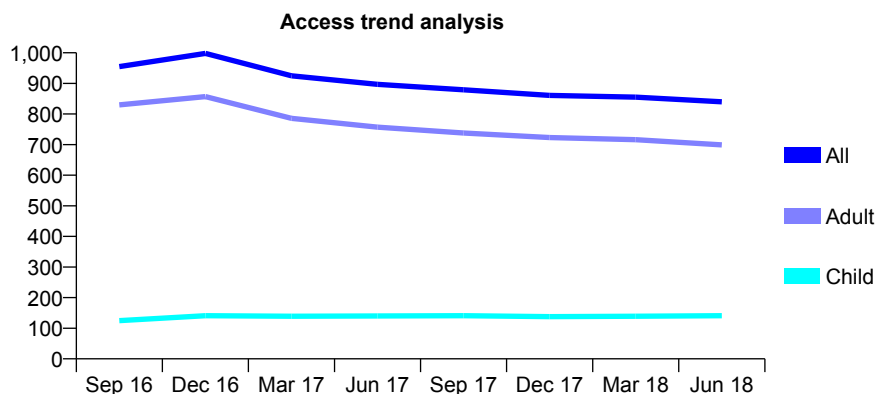
Q70 - Vital Signs At a Glance Contract Report for 198528/0001 - June 2018

Name or company name	Littlemoor Dental Surgery
Contract type name	GDS Contract
Purpose of contract	General
Contract start date	02/01/2015
Contract end date	

18/19 Contracted general activity (UDA)	4,717
Carry forward general activity (UDA)	0
18/19 Contracted orthodontic activity (UOA)	0
Carry forward orthodontic activity (UOA)	0
Baseline contract value	£113,785.76

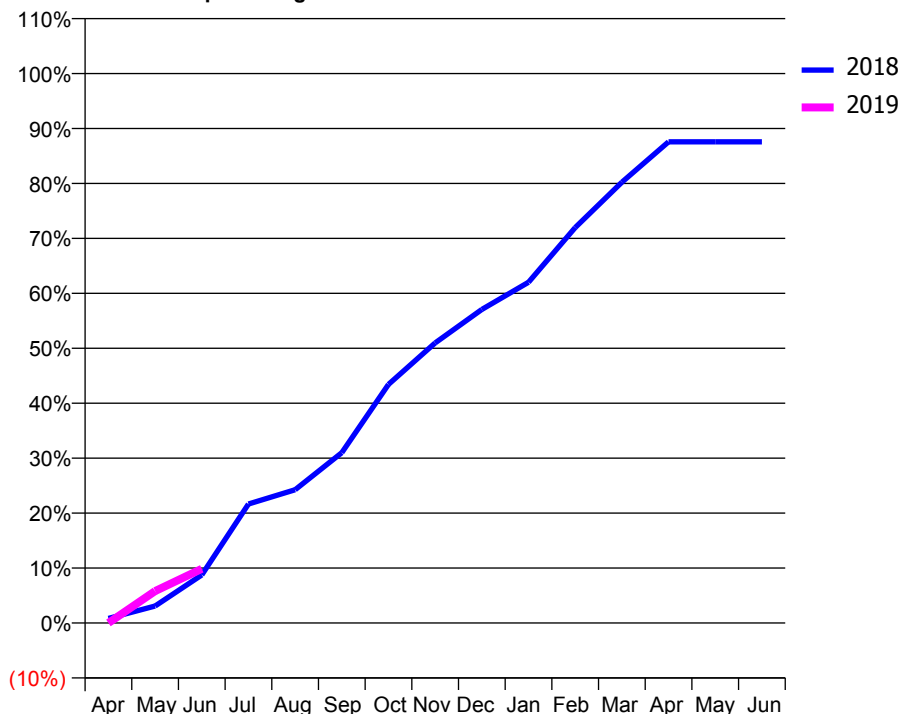
ACCESS*

Patients seen in 24 months	Total	Change since previous quarter
Quarter ending June 2017	897	
Quarter ending September 2017	879	↓
Quarter ending December 2017	861	↓
Quarter ending March 2018	855	→
Quarter ending June 2018	840	↓
Variance since June 2017	(6.4%)	↓



ACTIVITY

Cumulative percentage of contracted UDA delivered 2018 & 2019



Adjusted Scheduled Activity (UDA)

Month	2018	2019
April	39	0
May	145	274
June	412	465
July	1,021	
August	1,144	
September	1,463	
October	2,049	
November	2,404	
December	2,692	
January	2,925	
February	3,394	
March	3,784	
April	4,131	
May	4,131	
June	4,131	

QUALITY

	Quantity	Base Number	Contract	AT	Region	England
% of FP17s for the same patient ID Re-attending within 3 months - Children	3	37	8.1%	9.7%	11.0%	11.5%
% of FP17s for the same patient ID Re-attending within 3 months - Adults	54	230	23.5%	13.9%	15.3%	15.4%
% of FP17s for the same patient ID Re-attending between 3 & 9 months - Children	17	37	45.9%	61.6%	61.2%	58.9%
% of FP17s for the same patient ID Re-attending between 3 & 9 months - Adults	115	230	50.0%	53.5%	52.9%	51.6%
% of FP17s for Band 1 Urgent Courses	17	192	8.9%	9.8%	9.4%	8.9%
% of FP17s Relating to Free Repair or Replacements	1	192	0.5%	0.6%	0.7%	0.8%
% of FP17s Relating to Continuations	6	192	3.1%	0.9%	0.9%	0.9%
% of Patients satisfied with the dentistry they have received	2	2	N/A	92.3%	93.6%	93.2%
% of Patients satisfied with the time they had to wait for an appointment	2	2	N/A	89.2%	88.8%	88.8%

* This is based on patients treated on this contract for their most recent course of treatment. Figures in italics indicate the base number of FP17s or Patient Questionnaire responses are less than 100. N/A is shown where the base number of responses is less than 10 during the period. % is calculated as Quantity/Base number*100

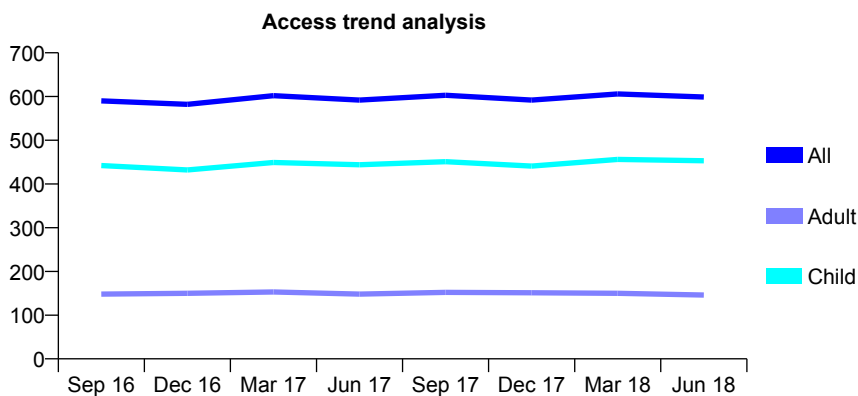
Q70 - Vital Signs At a Glance Contract Report for 198714/0001 - June 2018

Name or company name	Dr Uzma Rashid Ahmed
Contract type name	GDS Contract
Purpose of contract	General
Contract start date	01/05/2014
Contract end date	

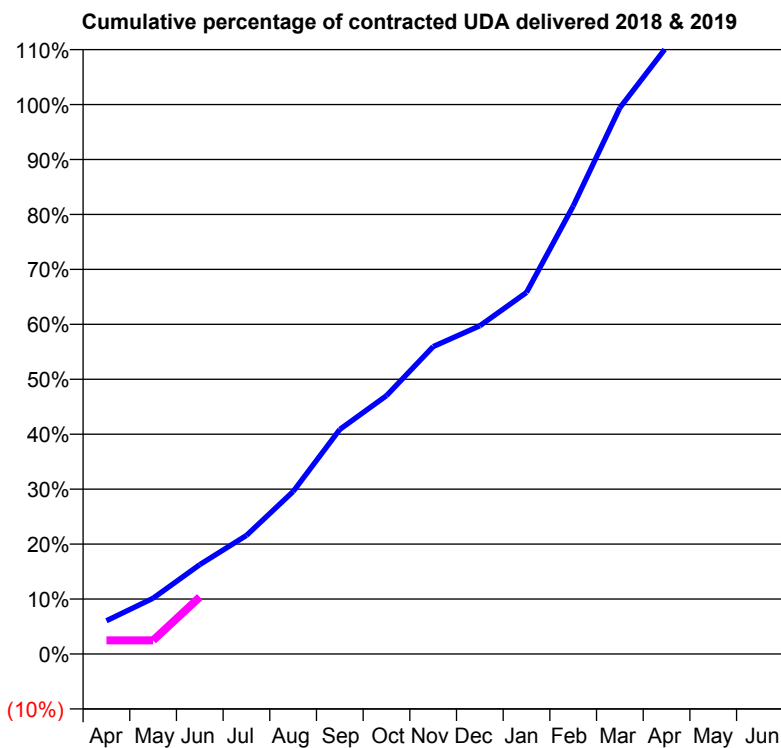
18/19 Contracted general activity (UDA)	1,462
Carry forward general activity (UDA)	0
18/19 Contracted orthodontic activity (UOA)	0
Carry forward orthodontic activity (UOA)	0
Baseline contract value	£37,346.65

ACCESS*

Patients seen in 24 months	Total	Change since previous quarter
Quarter ending June 2017	592	
Quarter ending September 2017	603	→
Quarter ending December 2017	592	↓
Quarter ending March 2018	606	↑
Quarter ending June 2018	599	↓
Variance since June 2017	1.2%	→



ACTIVITY



Adjusted Scheduled Activity (UDA)		
Month	2018	2019
April	89	36
May	148	36
June	238	152
July	316	
August	432	
September	598	
October	687	
November	818	
December	873	
January	962	
February	1,192	
March	1,453	
April	1,615	
May	1,615	
June	1,615	

QUALITY

	Quantity	Base Number	Contract	AT	Region	England
% of FP17s for the same patient ID Re-attending within 3 months - Children	12	132	9.1%	9.7%	11.0%	11.5%
% of FP17s for the same patient ID Re-attending within 3 months - Adults	6	20	30.0%	13.9%	15.3%	15.4%
% of FP17s for the same patient ID Re-attending between 3 & 9 months - Children	88	132	66.7%	61.6%	61.2%	58.9%
% of FP17s for the same patient ID Re-attending between 3 & 9 months - Adults	10	20	50.0%	53.5%	52.9%	51.6%
% of FP17s for Band 1 Urgent Courses	8	94	8.5%	9.8%	9.4%	8.9%
% of FP17s Relating to Free Repair or Replacements	0	94	0.0%	0.6%	0.7%	0.8%
% of FP17s Relating to Continuations	4	94	4.3%	0.9%	0.9%	0.9%
% of Patients satisfied with the dentistry they have received	2	2	N/A	92.3%	93.6%	93.2%
% of Patients satisfied with the time they had to wait for an appointment	2	2	N/A	89.2%	88.8%	88.8%

* This is based on patients treated on this contract for their most recent course of treatment. Figures in italics indicate the base number of FP17s or Patient Questionnaire responses are less than 100. N/A is shown where the base number of responses is less than 10 during the period. % is calculated as Quantity/Base number*100

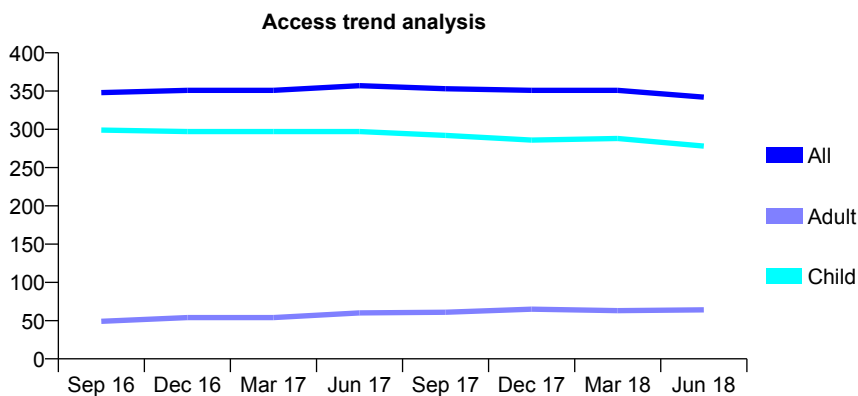
Q70 - Vital Signs At a Glance Contract Report for 198870/0001 - June 2018

Name or company name	Brown Henning Partnership
Contract type name	GDS Contract
Purpose of contract	General
Contract start date	01/01/2014
Contract end date	

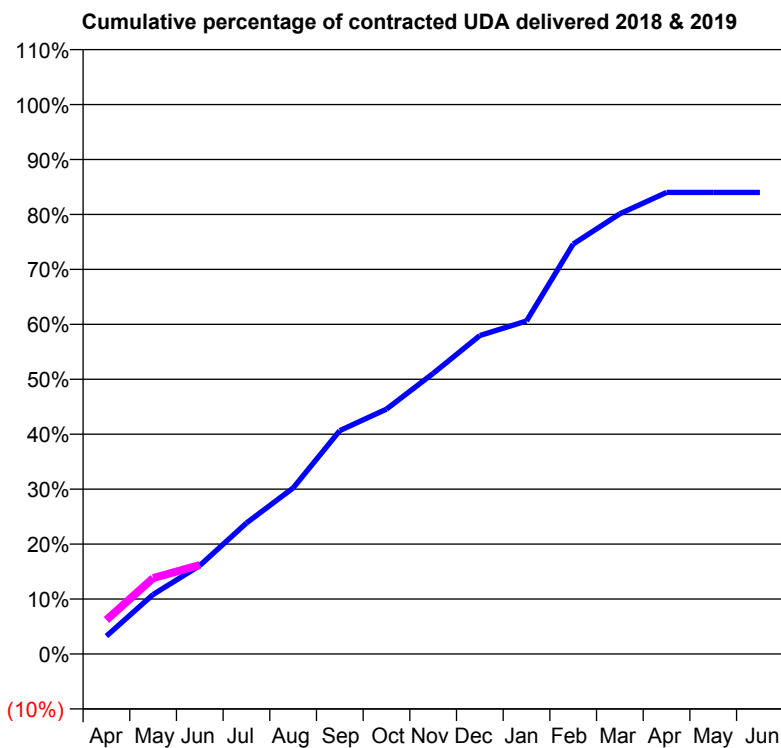
18/19 Contracted general activity (UDA)	800
Carry forward general activity (UDA)	0
18/19 Contracted orthodontic activity (UOA)	0
Carry forward orthodontic activity (UOA)	0
Baseline contract value	£20,513.76

ACCESS*

Patients seen in 24 months	Total	Change since previous quarter
Quarter ending June 2017	357	
Quarter ending September 2017	353	↓
Quarter ending December 2017	351	→
Quarter ending March 2018	351	→
Quarter ending June 2018	342	↓
Variance since June 2017	(4.2%)	↓



ACTIVITY



Month	Adjusted Scheduled Activity (UDA)	
	2018	2019
April	26	50
May	87	111
June	129	130
July	191	
August	242	
September	325	
October	357	
November	409	
December	464	
January	485	
February	597	
March	641	
April	672	
May	672	
June	672	

QUALITY

	Quantity	Base Number	Contract	AT	Region	England
% of FP17s for the same patient ID Re-attending within 3 months - Children	0	115	0.0%	9.7%	11.0%	11.5%
% of FP17s for the same patient ID Re-attending within 3 months - Adults	0	14	0.0%	13.9%	15.3%	15.4%
% of FP17s for the same patient ID Re-attending between 3 & 9 months - Children	87	115	75.7%	61.6%	61.2%	58.9%
% of FP17s for the same patient ID Re-attending between 3 & 9 months - Adults	6	14	42.9%	53.5%	52.9%	51.6%
% of FP17s for Band 1 Urgent Courses	3	102	2.9%	9.8%	9.4%	8.9%
% of FP17s Relating to Free Repair or Replacements	0	102	0.0%	0.6%	0.7%	0.8%
% of FP17s Relating to Continuations	0	102	0.0%	0.9%	0.9%	0.9%
% of Patients satisfied with the dentistry they have received	1	1	N/A	92.3%	93.6%	93.2%
% of Patients satisfied with the time they had to wait for an appointment	1	1	N/A	89.2%	88.8%	88.8%

* This is based on patients treated on this contract for their most recent course of treatment. Figures in italics indicate the base number of FP17s or Patient Questionnaire responses are less than 100. N/A is shown where the base number of responses is less than 10 during the period. % is calculated as Quantity/Base number*100

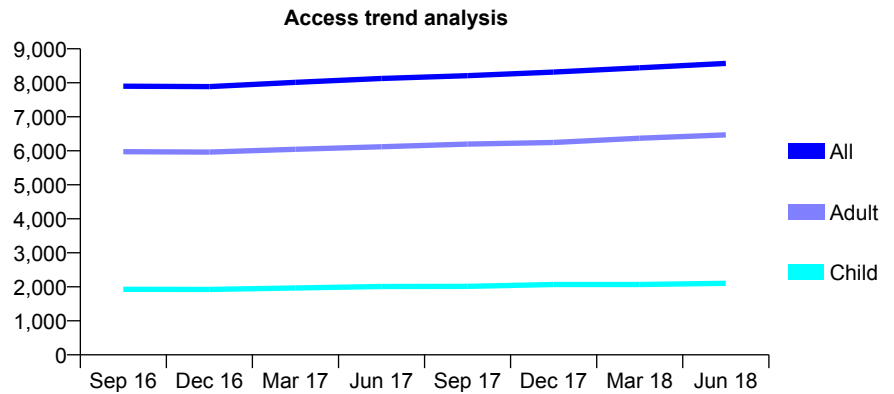
Q70 - Vital Signs At a Glance Contract Report for 199230/0001 - June 2018

Name or company name	Olivers Battery Dental Surgery
Contract type name	GDS Contract
Purpose of contract	General
Contract start date	01/04/2013
Contract end date	

18/19 Contracted general activity (UDA)	22,752
Carry forward general activity (UDA)	0
18/19 Contracted orthodontic activity (UOA)	0
Carry forward orthodontic activity (UOA)	0
Baseline contract value	£763,193.58

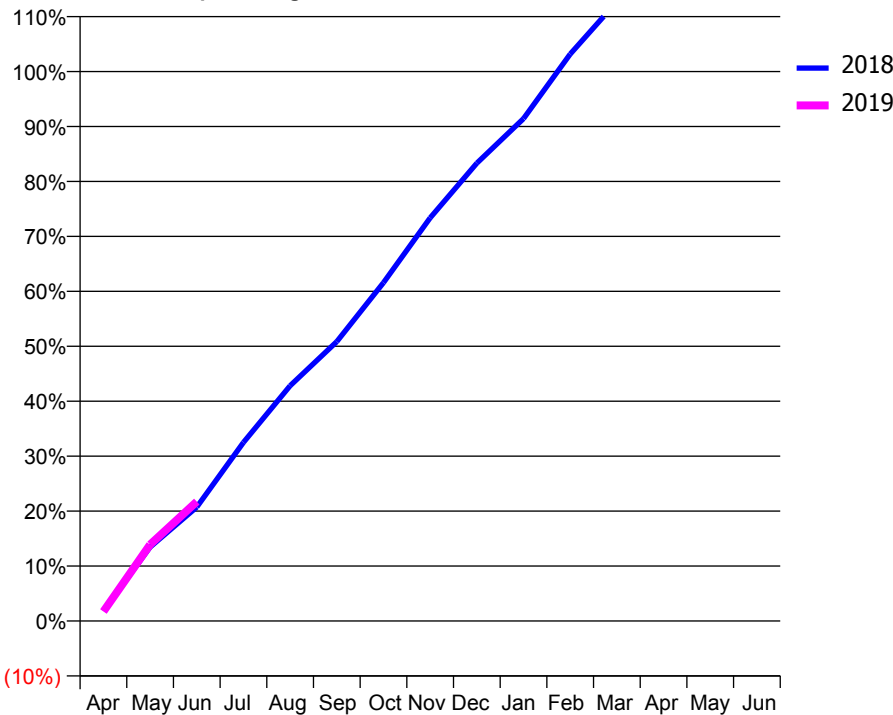
ACCESS*

Patients seen in 24 months	Total	Change since previous quarter
Quarter ending June 2017	8,128	
Quarter ending September 2017	8,210	→
Quarter ending December 2017	8,316	→
Quarter ending March 2018	8,440	→
Quarter ending June 2018	8,569	→
Variance since June 2017	5.4%	↑



ACTIVITY

Cumulative percentage of contracted UDA delivered 2018 & 2019



Month	Adjusted Scheduled Activity (UDA)	
	2018	2019
April	422	395
May	3,062	3,167
June	4,717	4,944
July	7,396	
August	9,743	
September	11,572	
October	14,010	
November	16,692	
December	18,956	
January	20,801	
February	23,472	
March	25,641	
April	26,647	
May	26,649	
June	26,649	

QUALITY

	Quantity	Base Number	Contract	AT	Region	England
% of FP17s for the same patient ID Re-attending within 3 months - Children	56	957	5.9%	9.7%	11.0%	11.5%
% of FP17s for the same patient ID Re-attending within 3 months - Adults	302	2,183	13.8%	13.9%	15.3%	15.4%
% of FP17s for the same patient ID Re-attending between 3 & 9 months - Children	709	957	74.1%	61.6%	61.2%	58.9%
% of FP17s for the same patient ID Re-attending between 3 & 9 months - Adults	1,069	2,183	49.0%	53.5%	52.9%	51.6%
% of FP17s for Band 1 Urgent Courses	263	2,697	9.8%	9.8%	9.4%	8.9%
% of FP17s Relating to Free Repair or Replacements	6	2,697	0.2%	0.6%	0.7%	0.8%
% of FP17s Relating to Continuations	6	2,697	0.2%	0.9%	0.9%	0.9%
% of Patients satisfied with the dentistry they have received	3	3	N/A	92.3%	93.6%	93.2%
% of Patients satisfied with the time they had to wait for an appointment	3	3	N/A	89.2%	88.8%	88.8%

* This is based on patients treated on this contract for their most recent course of treatment. Figures in italics indicate the base number of FP17s or Patient Questionnaire responses are less than 100. N/A is shown where the base number of responses is less than 10 during the period. % is calculated as Quantity/Base number*100

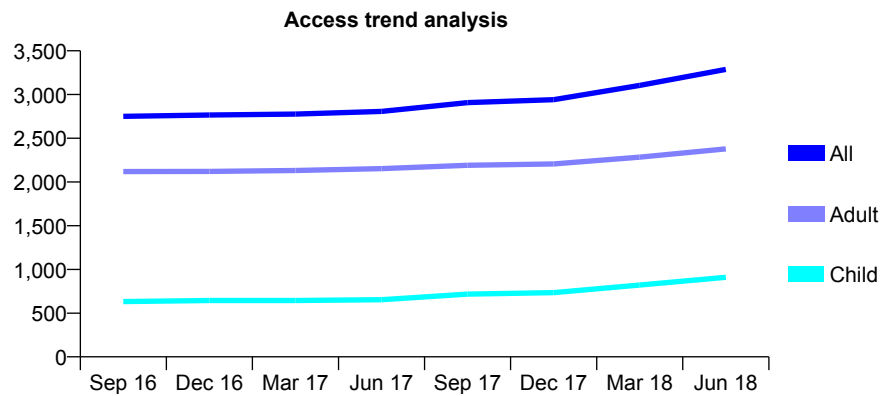
Q70 - Vital Signs At a Glance Contract Report for 199338/0001 - June 2018

Name or company name	The Partnership of Spring Road Dental
Contract type name	GDS Contract
Purpose of contract	General
Contract start date	01/07/2012
Contract end date	

18/19 Contracted general activity (UDA)	10,000
Carry forward general activity (UDA)	0
18/19 Contracted orthodontic activity (UOA)	0
Carry forward orthodontic activity (UOA)	0
Baseline contract value	£217,946.38

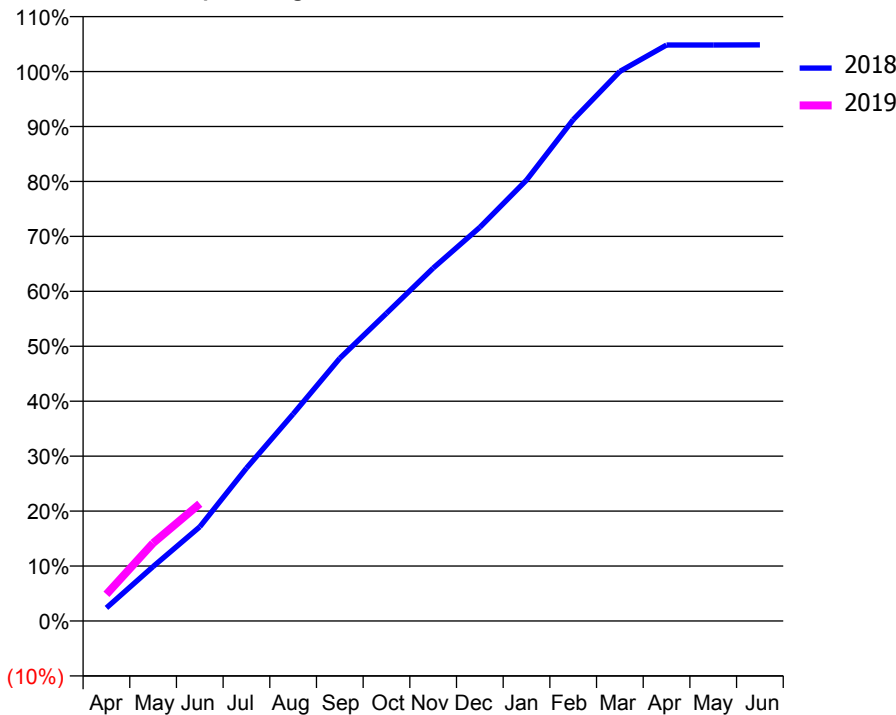
ACCESS*

Patients seen in 24 months	Total	Change since previous quarter
Quarter ending June 2017	2,807	
Quarter ending September 2017	2,908	↑
Quarter ending December 2017	2,941	→
Quarter ending March 2018	3,105	↑
Quarter ending June 2018	3,288	↑
Variance since June 2017	17.1%	↑



ACTIVITY

Cumulative percentage of contracted UDA delivered 2018 & 2019



Month	Adjusted Scheduled Activity (UDA)	
	2018	2019
April	240	487
May	991	1,418
June	1,715	2,134
July	2,783	
August	3,769	
September	4,781	
October	5,600	
November	6,422	
December	7,165	
January	8,025	
February	9,124	
March	10,001	
April	10,483	
May	10,483	
June	10,484	

QUALITY

	Quantity	Base Number	Contract	AT	Region	England
% of FP17s for the same patient ID Re-attending within 3 months - Children	13	393	3.3%	9.7%	11.0%	11.5%
% of FP17s for the same patient ID Re-attending within 3 months - Adults	124	1,017	12.2%	13.9%	15.3%	15.4%
% of FP17s for the same patient ID Re-attending between 3 & 9 months - Children	260	393	66.2%	61.6%	61.2%	58.9%
% of FP17s for the same patient ID Re-attending between 3 & 9 months - Adults	700	1,017	68.8%	53.5%	52.9%	51.6%
% of FP17s for Band 1 Urgent Courses	46	1,179	3.9%	9.8%	9.4%	8.9%
% of FP17s Relating to Free Repair or Replacements	4	1,179	0.3%	0.6%	0.7%	0.8%
% of FP17s Relating to Continuations	15	1,179	1.3%	0.9%	0.9%	0.9%
% of Patients satisfied with the dentistry they have received	1	1	N/A	92.3%	93.6%	93.2%
% of Patients satisfied with the time they had to wait for an appointment	1	1	N/A	89.2%	88.8%	88.8%

* This is based on patients treated on this contract for their most recent course of treatment. Figures in italics indicate the base number of FP17s or Patient Questionnaire responses are less than 100. N/A is shown where the base number of responses is less than 10 during the period. % is calculated as Quantity/Base number*100

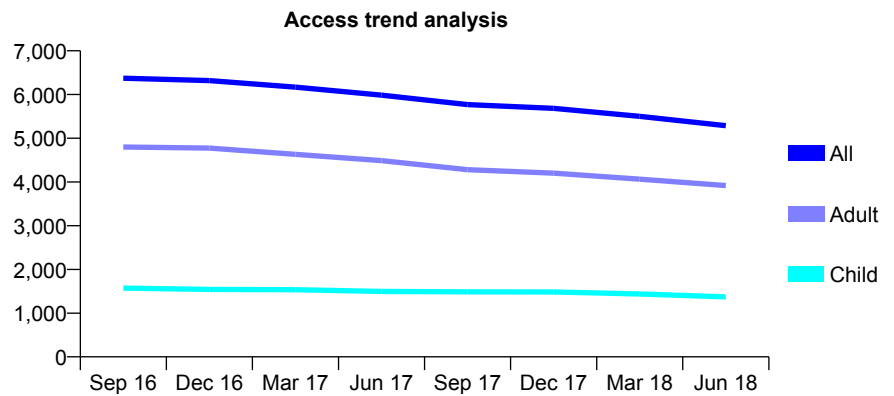
Q70 - Vital Signs At a Glance Contract Report for 199699/0001 - June 2018

Name or company name	Brighter Smile Dental Practice
Contract type name	GDS Contract
Purpose of contract	General
Contract start date	01/05/2010
Contract end date	

18/19 Contracted general activity (UDA)	17,855
Carry forward general activity (UDA)	0
18/19 Contracted orthodontic activity (UOA)	0
Carry forward orthodontic activity (UOA)	0
Baseline contract value	£422,326.02

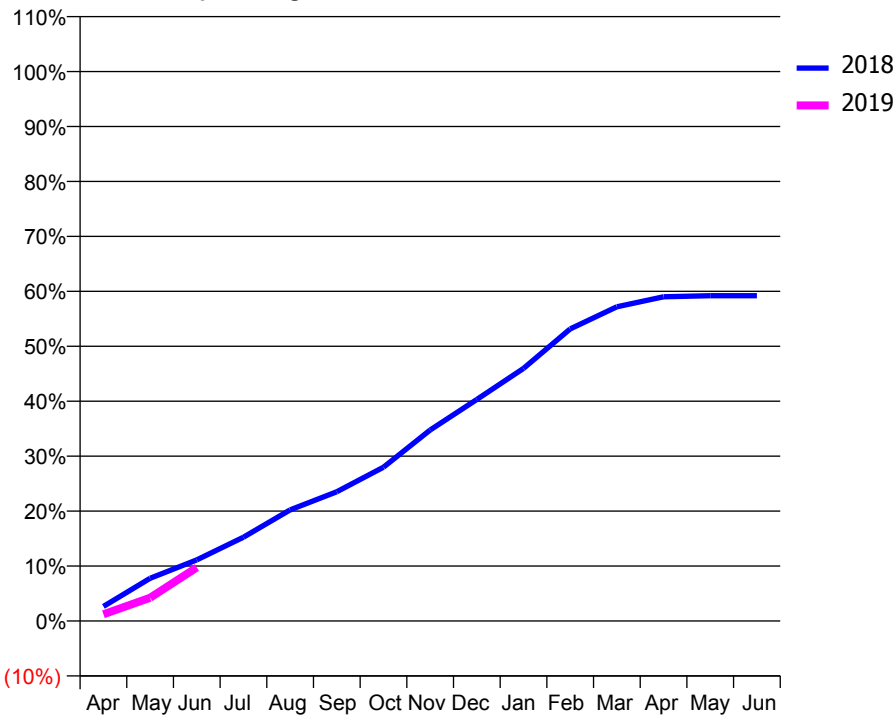
ACCESS*

Patients seen in 24 months	Total	Change since previous quarter
Quarter ending June 2017	5,985	
Quarter ending September 2017	5,769	↓
Quarter ending December 2017	5,684	↓
Quarter ending March 2018	5,502	↓
Quarter ending June 2018	5,287	↓
Variance since June 2017	(11.7%)	↓



ACTIVITY

Cumulative percentage of contracted UDA delivered 2018 & 2019



Month	Adjusted Scheduled Activity (UDA)	
	2018	2019
April	473	217
May	1,389	754
June	1,986	1,741
July	2,725	
August	3,613	
September	4,201	
October	5,000	
November	6,205	
December	7,200	
January	8,210	
February	9,490	
March	10,211	
April	10,537	
May	10,571	
June	10,571	

QUALITY

	Quantity	Base Number	Contract	AT	Region	England
% of FP17s for the same patient ID Re-attending within 3 months - Children	12	316	3.8%	9.7%	11.0%	11.5%
% of FP17s for the same patient ID Re-attending within 3 months - Adults	79	778	10.2%	13.9%	15.3%	15.4%
% of FP17s for the same patient ID Re-attending between 3 & 9 months - Children	220	316	69.6%	61.6%	61.2%	58.9%
% of FP17s for the same patient ID Re-attending between 3 & 9 months - Adults	406	778	52.2%	53.5%	52.9%	51.6%
% of FP17s for Band 1 Urgent Courses	104	938	11.1%	9.8%	9.4%	8.9%
% of FP17s Relating to Free Repair or Replacements	1	938	0.1%	0.6%	0.7%	0.8%
% of FP17s Relating to Continuations	9	938	1.0%	0.9%	0.9%	0.9%
% of Patients satisfied with the dentistry they have received	3	3	N/A	92.3%	93.6%	93.2%
% of Patients satisfied with the time they had to wait for an appointment	2	3	N/A	89.2%	88.8%	88.8%

* This is based on patients treated on this contract for their most recent course of treatment. Figures in italics indicate the base number of FP17s or Patient Questionnaire responses are less than 100. N/A is shown where the base number of responses is less than 10 during the period. % is calculated as Quantity/Base number*100

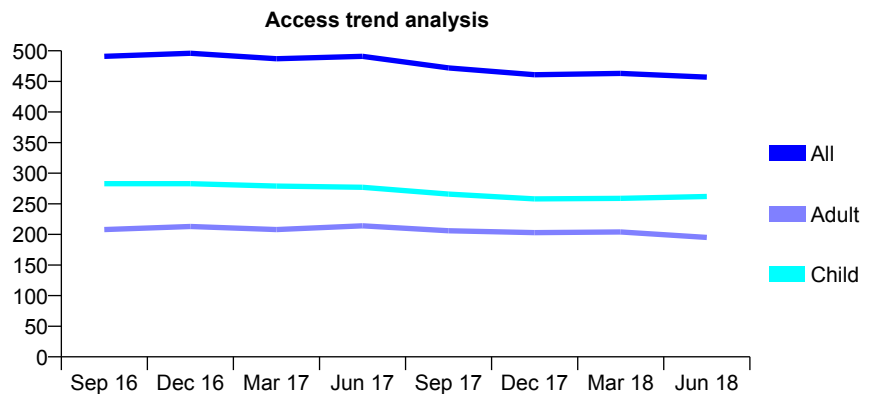
Q70 - Vital Signs At a Glance Contract Report for 199842/0001 - June 2018

Name or company name	Dr F Asghari
Contract type name	GDS Contract
Purpose of contract	General
Contract start date	17/01/2009
Contract end date	

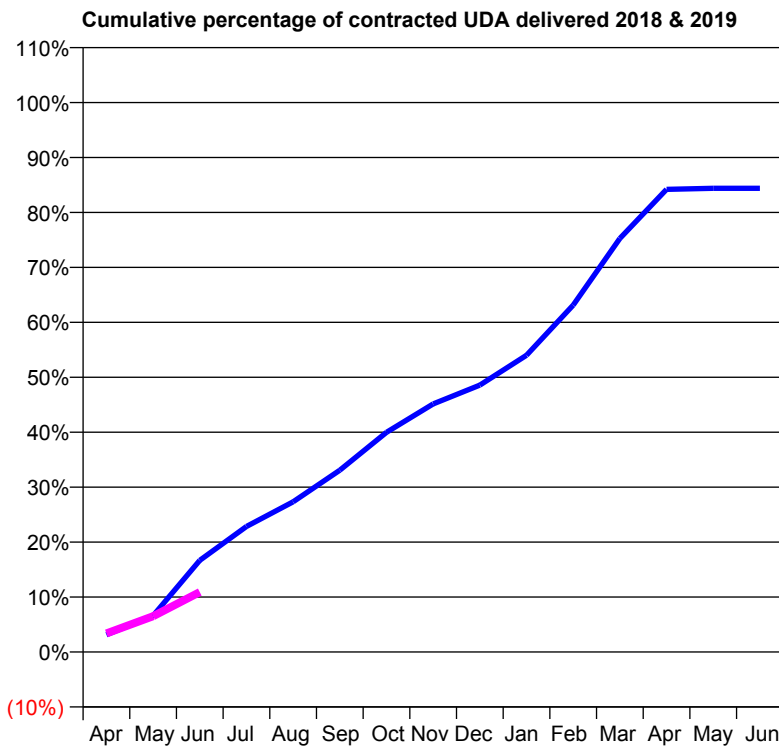
18/19 Contracted general activity (UDA)	1,533
Carry forward general activity (UDA)	0
18/19 Contracted orthodontic activity (UOA)	0
Carry forward orthodontic activity (UOA)	0
Baseline contract value	£33,189.40

ACCESS*

Patients seen in 24 months	Total	Change since previous quarter
Quarter ending June 2017	491	
Quarter ending September 2017	472	↓
Quarter ending December 2017	461	↓
Quarter ending March 2018	463	→
Quarter ending June 2018	457	↓
Variance since June 2017	(6.9%)	↓



ACTIVITY



Month	Adjusted Scheduled Activity (UDA)	
	2018	2019
April	48	52
May	101	100
June	256	167
July	350	
August	419	
September	507	
October	613	
November	692	
December	745	
January	828	
February	968	
March	1,154	
April	1,291	
May	1,294	
June	1,294	

QUALITY

	Quantity	Base Number	Contract	AT	Region	England
% of FP17s for the same patient ID Re-attending within 3 months - Children	0	62	0.0%	9.7%	11.0%	11.5%
% of FP17s for the same patient ID Re-attending within 3 months - Adults	2	43	4.7%	13.9%	15.3%	15.4%
% of FP17s for the same patient ID Re-attending between 3 & 9 months - Children	49	62	79.0%	61.6%	61.2%	58.9%
% of FP17s for the same patient ID Re-attending between 3 & 9 months - Adults	22	43	51.2%	53.5%	52.9%	51.6%
% of FP17s for Band 1 Urgent Courses	1	83	1.2%	9.8%	9.4%	8.9%
% of FP17s Relating to Free Repair or Replacements	0	83	0.0%	0.6%	0.7%	0.8%
% of FP17s Relating to Continuations	0	83	0.0%	0.9%	0.9%	0.9%
% of Patients satisfied with the dentistry they have received	0	0	N/A	92.3%	93.6%	93.2%
% of Patients satisfied with the time they had to wait for an appointment	0	0	N/A	89.2%	88.8%	88.8%

* This is based on patients treated on this contract for their most recent course of treatment. Figures in italics indicate the base number of FP17s or Patient Questionnaire responses are less than 100. N/A is shown where the base number of responses is less than 10 during the period. % is calculated as Quantity/Base number*100

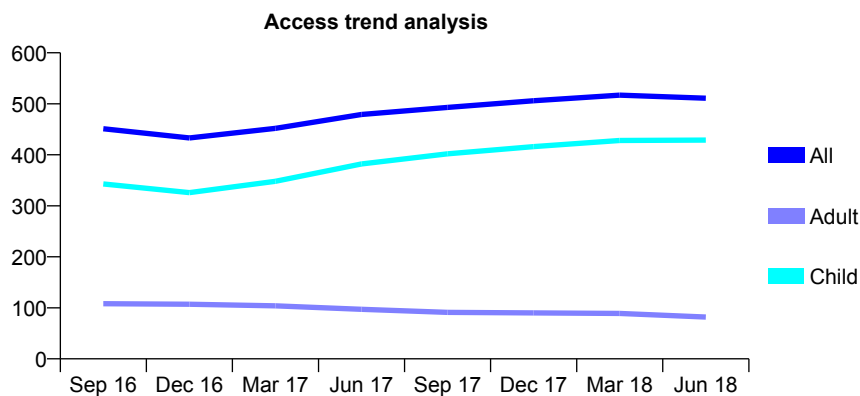
Q70 - Vital Signs At a Glance Contract Report for 210420/0001 - June 2018

Name or company name	Poundbury Dental Practice
Contract type name	GDS Contract
Purpose of contract	General
Contract start date	01/04/2006
Contract end date	

18/19 Contracted general activity (UDA)	952
Carry forward general activity (UDA)	0
18/19 Contracted orthodontic activity (UOA)	0
Carry forward orthodontic activity (UOA)	0
Baseline contract value	£22,532.98

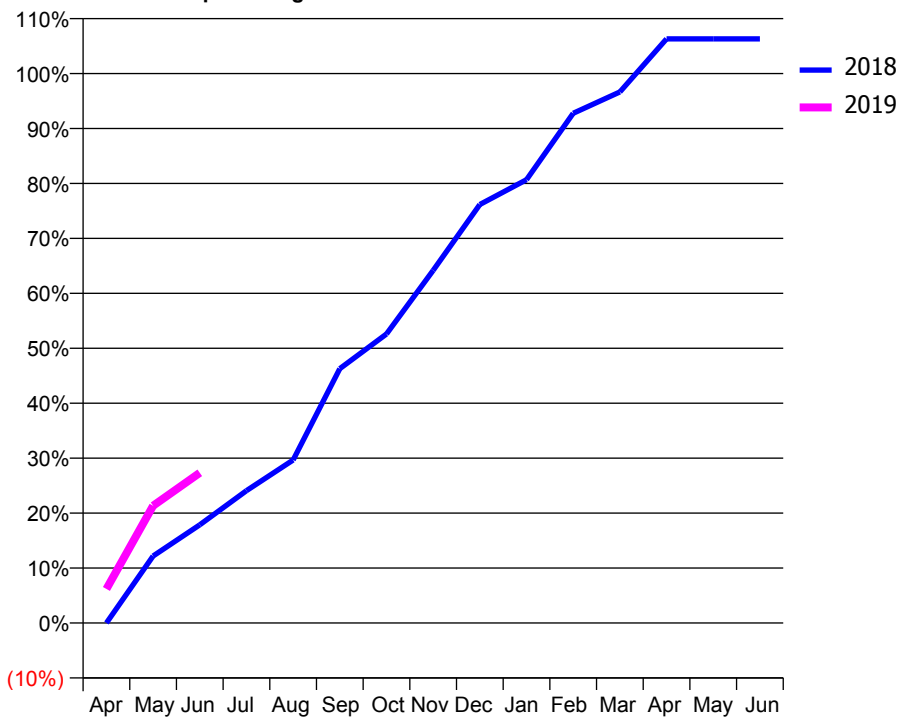
ACCESS*

Patients seen in 24 months	Total	Change since previous quarter
Quarter ending June 2017	479	
Quarter ending September 2017	493	↑
Quarter ending December 2017	506	↑
Quarter ending March 2018	517	↑
Quarter ending June 2018	511	↓
Variance since June 2017	6.7%	↑



ACTIVITY

Cumulative percentage of contracted UDA delivered 2018 & 2019



Adjusted Scheduled Activity (UDA)

Month	2018	2019
April	0	59
May	116	203
June	170	260
July	229	
August	282	
September	441	
October	501	
November	611	
December	725	
January	768	
February	883	
March	920	
April	1,012	
May	1,012	
June	1,012	

QUALITY

	Quantity	Base Number	Contract	AT	Region	England
% of FP17s for the same patient ID Re-attending within 3 months - Children	14	260	5.4%	9.7%	11.0%	11.5%
% of FP17s for the same patient ID Re-attending within 3 months - Adults	0	10	0.0%	13.9%	15.3%	15.4%
% of FP17s for the same patient ID Re-attending between 3 & 9 months - Children	180	260	69.2%	61.6%	61.2%	58.9%
% of FP17s for the same patient ID Re-attending between 3 & 9 months - Adults	6	10	60.0%	53.5%	52.9%	51.6%
% of FP17s for Band 1 Urgent Courses	1	199	0.5%	9.8%	9.4%	8.9%
% of FP17s Relating to Free Repair or Replacements	0	199	0.0%	0.6%	0.7%	0.8%
% of FP17s Relating to Continuations	3	199	1.5%	0.9%	0.9%	0.9%
% of Patients satisfied with the dentistry they have received	0	0	N/A	92.3%	93.6%	93.2%
% of Patients satisfied with the time they had to wait for an appointment	0	0	N/A	89.2%	88.8%	88.8%

* This is based on patients treated on this contract for their most recent course of treatment. Figures in italics indicate the base number of FP17s or Patient Questionnaire responses are less than 100. N/A is shown where the base number of responses is less than 10 during the period. % is calculated as Quantity/Base number*100

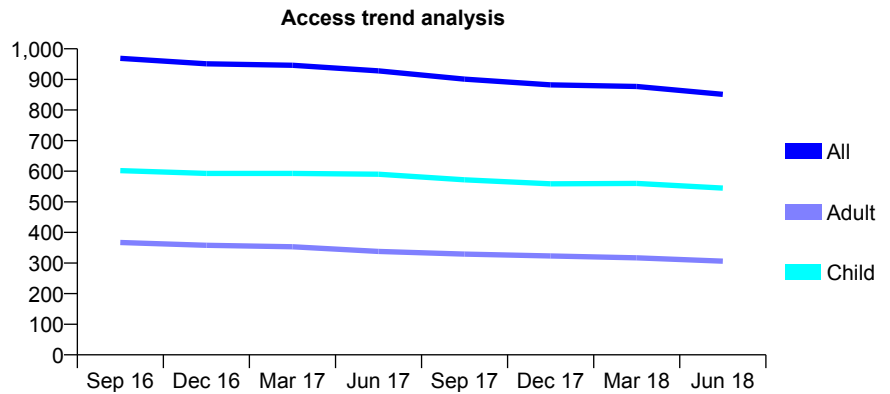
Q70 - Vital Signs At a Glance Contract Report for 213195/0001 - June 2018

Name or company name	The Beeches Dental Practice
Contract type name	GDS Contract
Purpose of contract	General
Contract start date	01/04/2006
Contract end date	

18/19 Contracted general activity (UDA)	1,913
Carry forward general activity (UDA)	0
18/19 Contracted orthodontic activity (UOA)	0
Carry forward orthodontic activity (UOA)	0
Baseline contract value	£42,045.53

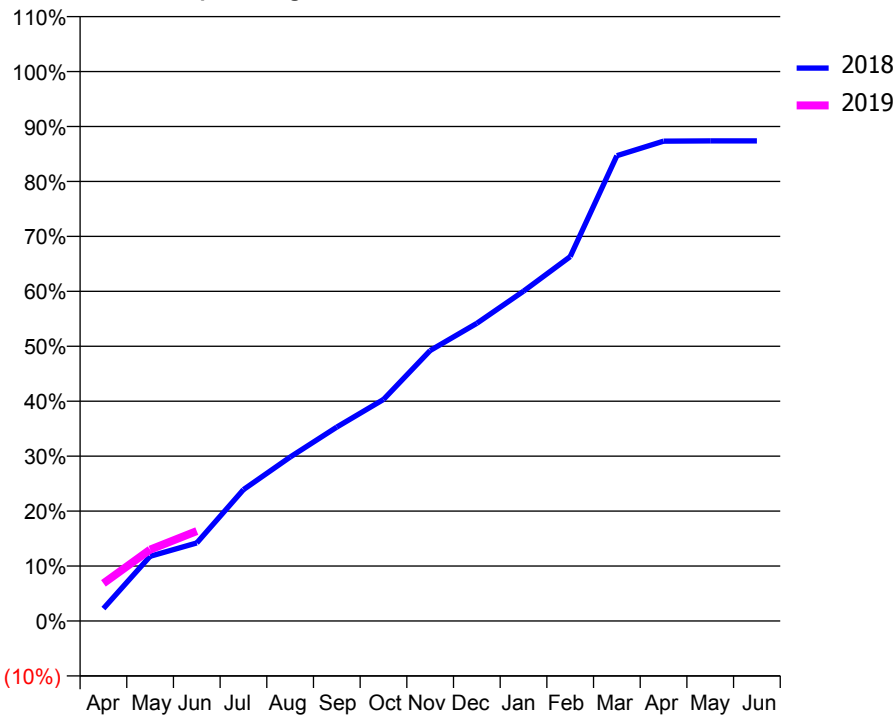
ACCESS*

Patients seen in 24 months	Total	Change since previous quarter
Quarter ending June 2017	928	
Quarter ending September 2017	901	↓
Quarter ending December 2017	882	↓
Quarter ending March 2018	877	→
Quarter ending June 2018	851	↓
Variance since June 2017	(8.3%)	↓



ACTIVITY

Cumulative percentage of contracted UDA delivered 2018 & 2019



Month	Adjusted Scheduled Activity (UDA)	
	2018	2019
April	43	131
May	226	249
June	272	313
July	457	
August	571	
September	675	
October	771	
November	942	
December	1,036	
January	1,148	
February	1,269	
March	1,620	
April	1,671	
May	1,672	
June	1,672	

QUALITY

	Quantity	Base Number	Contract	AT	Region	England
% of FP17s for the same patient ID Re-attending within 3 months - Children	8	205	3.9%	9.7%	11.0%	11.5%
% of FP17s for the same patient ID Re-attending within 3 months - Adults	6	84	7.1%	13.9%	15.3%	15.4%
% of FP17s for the same patient ID Re-attending between 3 & 9 months - Children	149	205	72.7%	61.6%	61.2%	58.9%
% of FP17s for the same patient ID Re-attending between 3 & 9 months - Adults	53	84	63.1%	53.5%	52.9%	51.6%
% of FP17s for Band 1 Urgent Courses	6	243	2.5%	9.8%	9.4%	8.9%
% of FP17s Relating to Free Repair or Replacements	0	243	0.0%	0.6%	0.7%	0.8%
% of FP17s Relating to Continuations	0	243	0.0%	0.9%	0.9%	0.9%
% of Patients satisfied with the dentistry they have received	0	0	N/A	92.3%	93.6%	93.2%
% of Patients satisfied with the time they had to wait for an appointment	0	0	N/A	89.2%	88.8%	88.8%

* This is based on patients treated on this contract for their most recent course of treatment. Figures in italics indicate the base number of FP17s or Patient Questionnaire responses are less than 100. N/A is shown where the base number of responses is less than 10 during the period. % is calculated as Quantity/Base number*100

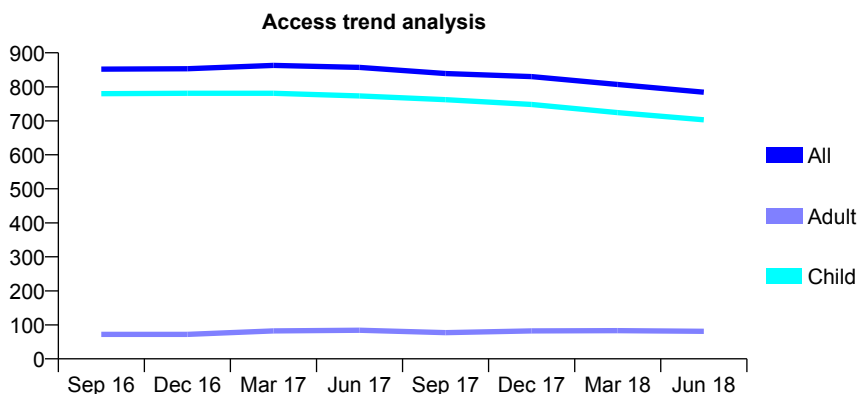
Q70 - Vital Signs At a Glance Contract Report for 215767/0001 - June 2018

Name or company name	Maximilian Waller
Contract type name	GDS Contract
Purpose of contract	General
Contract start date	01/04/2006
Contract end date	

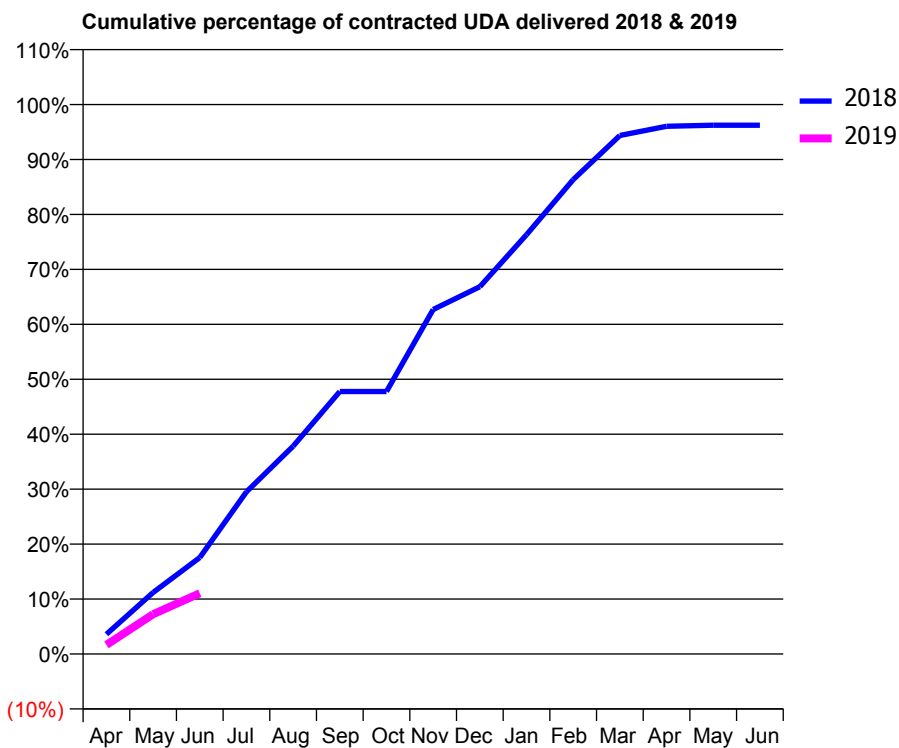
18/19 Contracted general activity (UDA)	1,620
Carry forward general activity (UDA)	0
18/19 Contracted orthodontic activity (UOA)	0
Carry forward orthodontic activity (UOA)	0
Baseline contract value	£41,203.60

ACCESS*

Patients seen in 24 months	Total	Change since previous quarter
Quarter ending June 2017	857	
Quarter ending September 2017	839	↓
Quarter ending December 2017	830	↓
Quarter ending March 2018	807	↓
Quarter ending June 2018	784	↓
Variance since June 2017	(8.5%)	↓



ACTIVITY



Month	Adjusted Scheduled Activity (UDA)	
	2018	2019
April	58	27
May	181	117
June	285	179
July	478	
August	613	
September	774	
October	774	
November	1,016	
December	1,083	
January	1,236	
February	1,399	
March	1,529	
April	1,556	
May	1,559	
June	1,559	

QUALITY

	Quantity	Base Number	Contract	AT	Region	England
% of FP17s for the same patient ID Re-attending within 3 months - Children	8	159	5.0%	9.7%	11.0%	11.5%
% of FP17s for the same patient ID Re-attending within 3 months - Adults	0	3	0.0%	13.9%	15.3%	15.4%
% of FP17s for the same patient ID Re-attending between 3 & 9 months - Children	106	159	66.7%	61.6%	61.2%	58.9%
% of FP17s for the same patient ID Re-attending between 3 & 9 months - Adults	2	3	66.7%	53.5%	52.9%	51.6%
% of FP17s for Band 1 Urgent Courses	1	142	0.7%	9.8%	9.4%	8.9%
% of FP17s Relating to Free Repair or Replacements	0	142	0.0%	0.6%	0.7%	0.8%
% of FP17s Relating to Continuations	1	142	0.7%	0.9%	0.9%	0.9%
% of Patients satisfied with the dentistry they have received	0	0	N/A	92.3%	93.6%	93.2%
% of Patients satisfied with the time they had to wait for an appointment	0	0	N/A	89.2%	88.8%	88.8%

* This is based on patients treated on this contract for their most recent course of treatment. Figures in italics indicate the base number of FP17s or Patient Questionnaire responses are less than 100. N/A is shown where the base number of responses is less than 10 during the period. % is calculated as Quantity/Base number*100

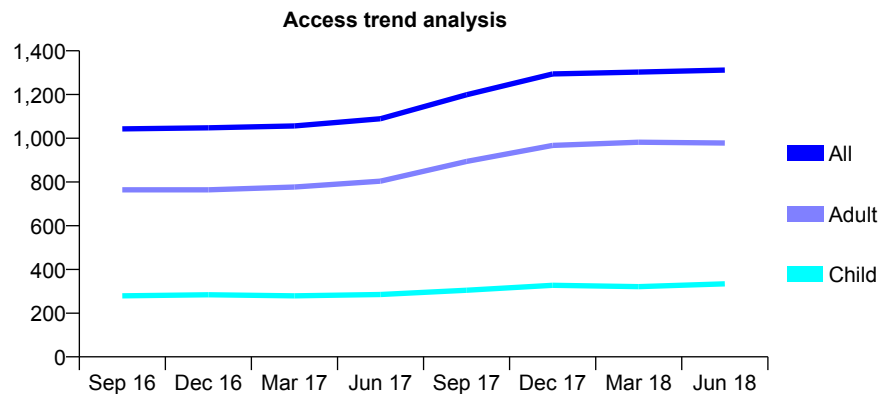
Q70 - Vital Signs At a Glance Contract Report for 215872/0002 - June 2018

Name or company name	Ian White
Contract type name	GDS Contract
Purpose of contract	General
Contract start date	01/04/2006
Contract end date	

18/19 Contracted general activity (UDA)	3,235
Carry forward general activity (UDA)	0
18/19 Contracted orthodontic activity (UOA)	0
Carry forward orthodontic activity (UOA)	0
Baseline contract value	£80,212.38

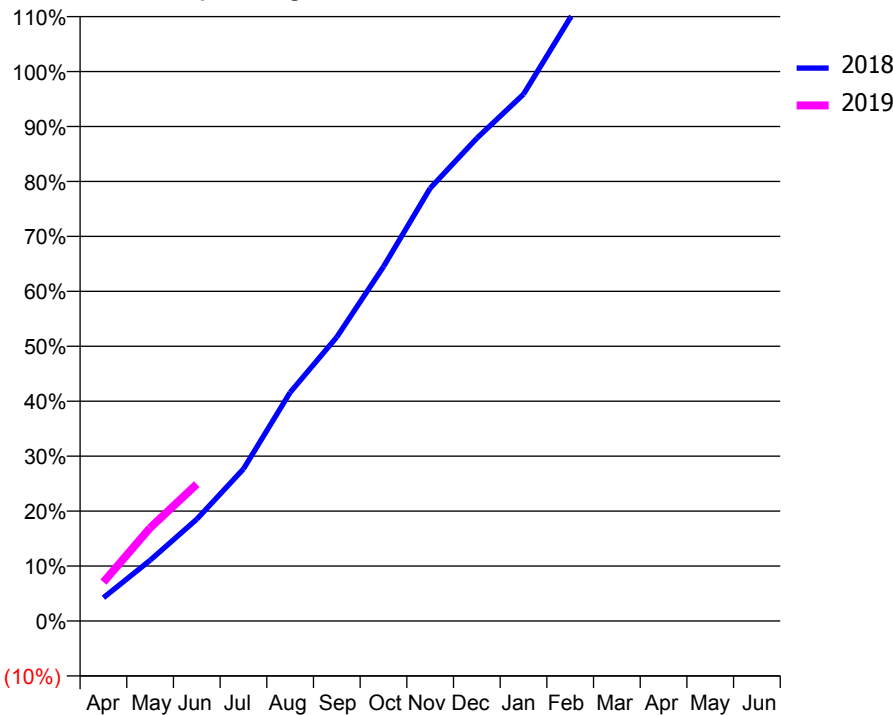
ACCESS*

Patients seen in 24 months	Total	Change since previous quarter
Quarter ending June 2017	1,089	
Quarter ending September 2017	1,199	↑
Quarter ending December 2017	1,294	↑
Quarter ending March 2018	1,303	→
Quarter ending June 2018	1,312	→
Variance since June 2017	20.5%	↑



ACTIVITY

Cumulative percentage of contracted UDA delivered 2018 & 2019



Month	Adjusted Scheduled Activity (UDA)	
	2018	2019
April	137	229
May	357	548
June	599	806
July	895	
August	1,346	
September	1,672	
October	2,087	
November	2,548	
December	2,842	
January	3,102	
February	3,551	
March	3,815	
April	3,849	
May	3,849	
June	3,849	

QUALITY

	Quantity	Base Number	Contract	AT	Region	England
% of FP17s for the same patient ID Re-attending within 3 months - Children	5	131	3.8%	9.7%	11.0%	11.5%
% of FP17s for the same patient ID Re-attending within 3 months - Adults	43	366	11.7%	13.9%	15.3%	15.4%
% of FP17s for the same patient ID Re-attending between 3 & 9 months - Children	94	131	71.8%	61.6%	61.2%	58.9%
% of FP17s for the same patient ID Re-attending between 3 & 9 months - Adults	274	366	74.9%	53.5%	52.9%	51.6%
% of FP17s for Band 1 Urgent Courses	18	482	3.7%	9.8%	9.4%	8.9%
% of FP17s Relating to Free Repair or Replacements	0	482	0.0%	0.6%	0.7%	0.8%
% of FP17s Relating to Continuations	1	482	0.2%	0.9%	0.9%	0.9%
% of Patients satisfied with the dentistry they have received	1	1	N/A	92.3%	93.6%	93.2%
% of Patients satisfied with the time they had to wait for an appointment	1	1	N/A	89.2%	88.8%	88.8%

* This is based on patients treated on this contract for their most recent course of treatment. Figures in italics indicate the base number of FP17s or Patient Questionnaire responses are less than 100. N/A is shown where the base number of responses is less than 10 during the period. % is calculated as Quantity/Base number*100

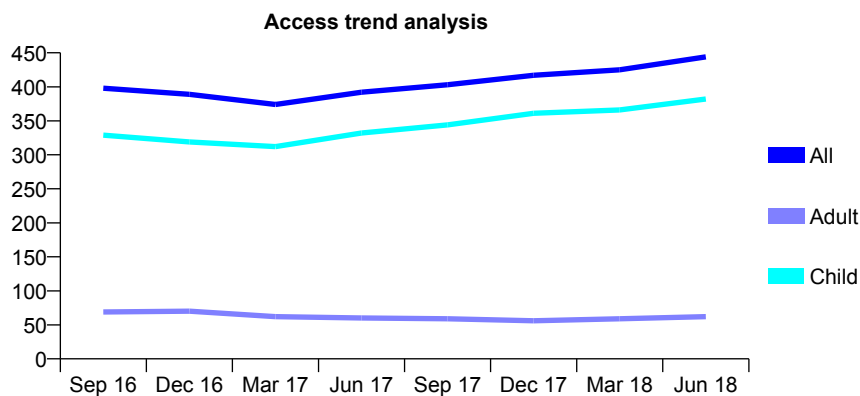
Q70 - Vital Signs At a Glance Contract Report for 218898/0001 - June 2018

Name or company name	Bright Blue Dental Practice
Contract type name	GDS Contract
Purpose of contract	General
Contract start date	01/04/2006
Contract end date	

18/19 Contracted general activity (UDA)	680
Carry forward general activity (UDA)	0
18/19 Contracted orthodontic activity (UOA)	0
Carry forward orthodontic activity (UOA)	0
Baseline contract value	£16,086.78

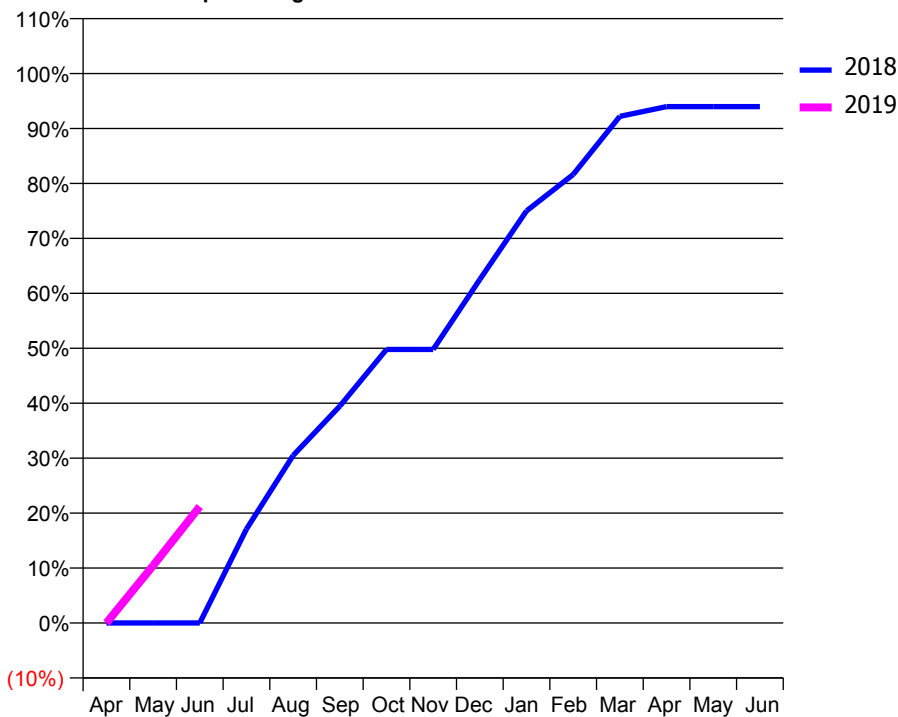
ACCESS*

Patients seen in 24 months	Total	Change since previous quarter
Quarter ending June 2017	392	
Quarter ending September 2017	403	↑
Quarter ending December 2017	417	↑
Quarter ending March 2018	425	→
Quarter ending June 2018	444	↑
Variance since June 2017	13.3%	↑



ACTIVITY

Cumulative percentage of contracted UDA delivered 2018 & 2019



Adjusted Scheduled Activity (UDA)

Month	2018	2019
April	0	0
May	0	71
June	0	144
July	116	
August	207	
September	268	
October	339	
November	339	
December	425	
January	510	
February	555	
March	627	
April	639	
May	639	
June	639	

QUALITY

	Quantity	Base Number	Contract	AT	Region	England
% of FP17s for the same patient ID Re-attending within 3 months - Children	1	127	0.8%	9.7%	11.0%	11.5%
% of FP17s for the same patient ID Re-attending within 3 months - Adults	0	5	0.0%	13.9%	15.3%	15.4%
% of FP17s for the same patient ID Re-attending between 3 & 9 months - Children	65	127	51.2%	61.6%	61.2%	58.9%
% of FP17s for the same patient ID Re-attending between 3 & 9 months - Adults	3	5	60.0%	53.5%	52.9%	51.6%
% of FP17s for Band 1 Urgent Courses	1	120	0.8%	9.8%	9.4%	8.9%
% of FP17s Relating to Free Repair or Replacements	0	120	0.0%	0.6%	0.7%	0.8%
% of FP17s Relating to Continuations	1	120	0.8%	0.9%	0.9%	0.9%
% of Patients satisfied with the dentistry they have received	0	0	N/A	92.3%	93.6%	93.2%
% of Patients satisfied with the time they had to wait for an appointment	0	0	N/A	89.2%	88.8%	88.8%

* This is based on patients treated on this contract for their most recent course of treatment. Figures in italics indicate the base number of FP17s or Patient Questionnaire responses are less than 100. N/A is shown where the base number of responses is less than 10 during the period. % is calculated as Quantity/Base number*100

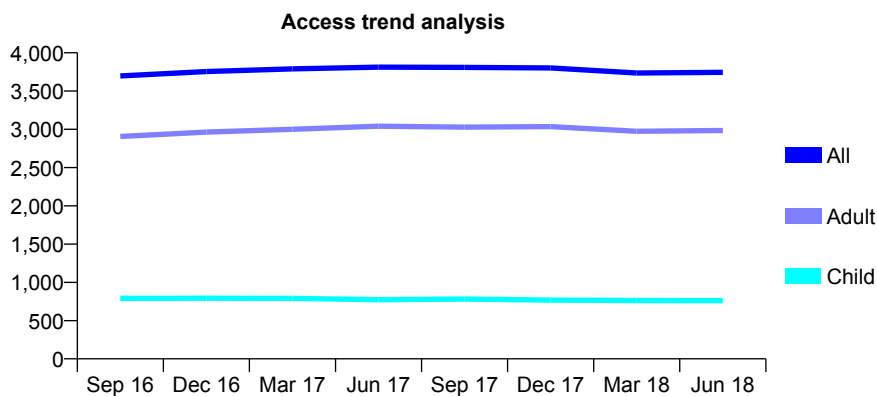
Q70 - Vital Signs At a Glance Contract Report for 219177/0001 - June 2018

Name or company name	MR PN LOCKYER
Contract type name	GDS Contract
Purpose of contract	General
Contract start date	01/04/2006
Contract end date	

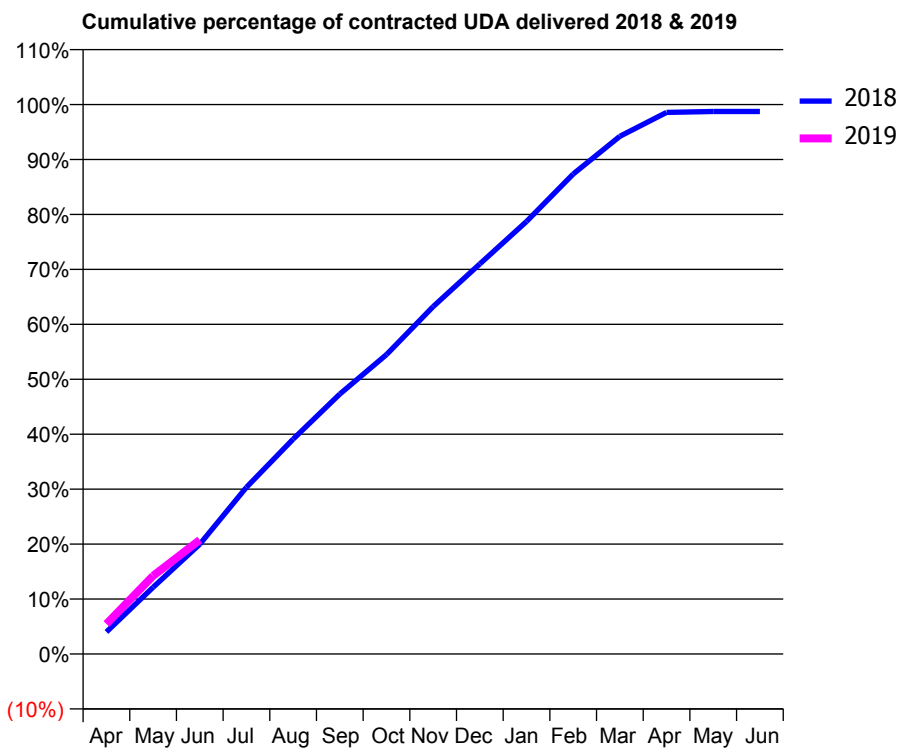
18/19 Contracted general activity (UDA)	12,000
Carry forward general activity (UDA)	0
18/19 Contracted orthodontic activity (UOA)	0
Carry forward orthodontic activity (UOA)	0
Baseline contract value	£297,271.31

ACCESS*

Patients seen in 24 months	Total	Change since previous quarter
Quarter ending June 2017	3,813	
Quarter ending September 2017	3,810	→
Quarter ending December 2017	3,802	→
Quarter ending March 2018	3,736	↓
Quarter ending June 2018	3,745	→
Variance since June 2017	(1.8%)	↓



ACTIVITY



Month	Adjusted Scheduled Activity (UDA)	
	2018	2019
April	481	657
May	1,458	1,708
June	2,399	2,491
July	3,640	
August	4,692	
September	5,678	
October	6,540	
November	7,586	
December	8,520	
January	9,445	
February	10,482	
March	11,306	
April	11,827	
May	11,847	
June	11,848	

QUALITY

	Quantity	Base Number	Contract	AT	Region	England
% of FP17s for the same patient ID Re-attending within 3 months - Children	17	334	5.1%	9.7%	11.0%	11.5%
% of FP17s for the same patient ID Re-attending within 3 months - Adults	255	1,184	21.5%	13.9%	15.3%	15.4%
% of FP17s for the same patient ID Re-attending between 3 & 9 months - Children	215	334	64.4%	61.6%	61.2%	58.9%
% of FP17s for the same patient ID Re-attending between 3 & 9 months - Adults	709	1,184	59.9%	53.5%	52.9%	51.6%
% of FP17s for Band 1 Urgent Courses	165	1,274	13.0%	9.8%	9.4%	8.9%
% of FP17s Relating to Free Repair or Replacements	4	1,274	0.3%	0.6%	0.7%	0.8%
% of FP17s Relating to Continuations	20	1,274	1.6%	0.9%	0.9%	0.9%
% of Patients satisfied with the dentistry they have received	1	1	N/A	92.3%	93.6%	93.2%
% of Patients satisfied with the time they had to wait for an appointment	1	1	N/A	89.2%	88.8%	88.8%

* This is based on patients treated on this contract for their most recent course of treatment. Figures in italics indicate the base number of FP17s or Patient Questionnaire responses are less than 100. N/A is shown where the base number of responses is less than 10 during the period. % is calculated as Quantity/Base number*100

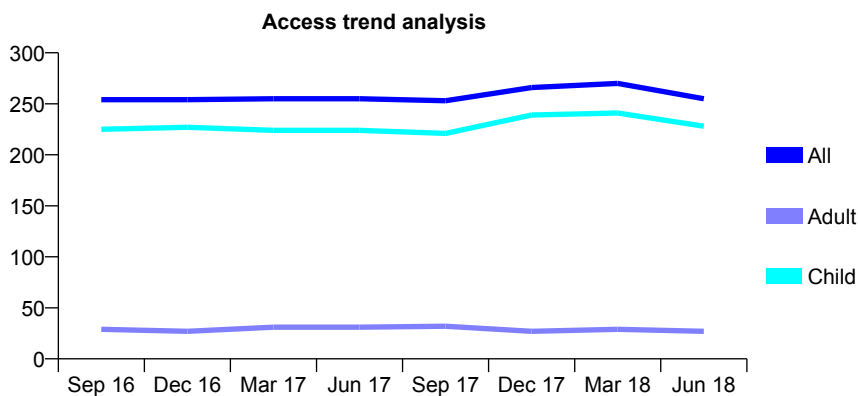
Q70 - Vital Signs At a Glance Contract Report for 219908/0001 - June 2018

Name or company name	MR RD HUGHES
Contract type name	GDS Contract
Purpose of contract	General
Contract start date	01/04/2006
Contract end date	

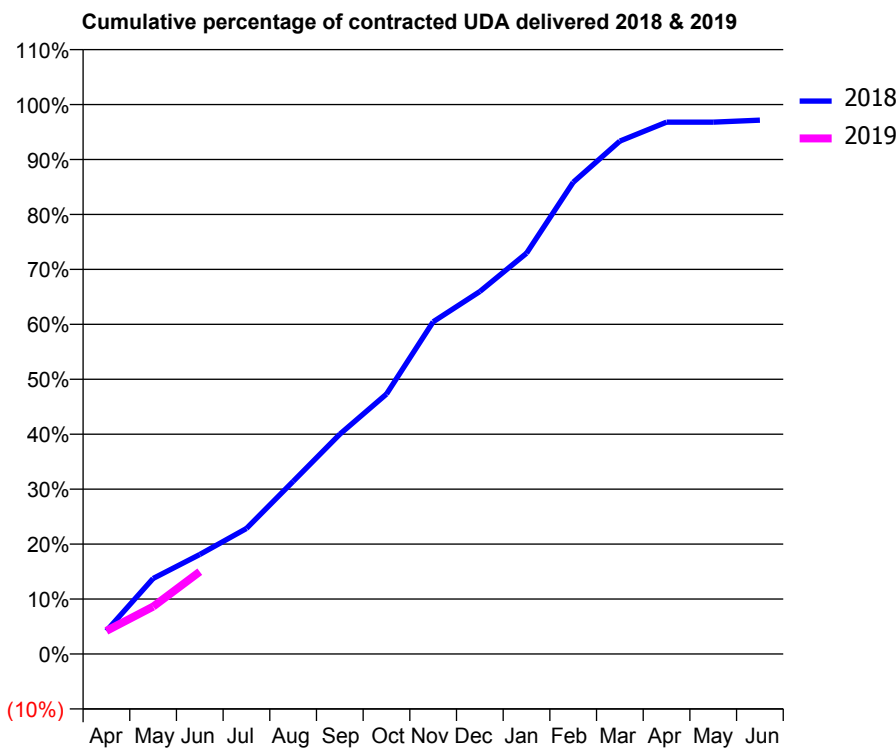
18/19 Contracted general activity (UDA)	550
Carry forward general activity (UDA)	0
18/19 Contracted orthodontic activity (UOA)	0
Carry forward orthodontic activity (UOA)	0
Baseline contract value	£11,725.43

ACCESS*

Patients seen in 24 months	Total	Change since previous quarter
Quarter ending June 2017	255	
Quarter ending September 2017	253	→
Quarter ending December 2017	266	↑
Quarter ending March 2018	270	→
Quarter ending June 2018	255	↓
Variance since June 2017	0.0%	→



ACTIVITY



Adjusted Scheduled Activity (UDA)		
Month	2018	2019
April	23	23
May	76	47
June	100	82
July	126	
August	173	
September	220	
October	260	
November	333	
December	363	
January	401	
February	472	
March	513	
April	532	
May	532	
June	534	

QUALITY

	Quantity	Base Number	Contract	AT	Region	England
% of FP17s for the same patient ID Re-attending within 3 months - Children	1	71	1.4%	9.7%	11.0%	11.5%
% of FP17s for the same patient ID Re-attending within 3 months - Adults	0	0	N/A	13.9%	15.3%	15.4%
% of FP17s for the same patient ID Re-attending between 3 & 9 months - Children	56	71	78.9%	61.6%	61.2%	58.9%
% of FP17s for the same patient ID Re-attending between 3 & 9 months - Adults	0	0	N/A	53.5%	52.9%	51.6%
% of FP17s for Band 1 Urgent Courses	2	60	3.3%	9.8%	9.4%	8.9%
% of FP17s Relating to Free Repair or Replacements	0	60	0.0%	0.6%	0.7%	0.8%
% of FP17s Relating to Continuations	0	60	0.0%	0.9%	0.9%	0.9%
% of Patients satisfied with the dentistry they have received	0	0	N/A	92.3%	93.6%	93.2%
% of Patients satisfied with the time they had to wait for an appointment	0	0	N/A	89.2%	88.8%	88.8%

* This is based on patients treated on this contract for their most recent course of treatment. Figures in italics indicate the base number of FP17s or Patient Questionnaire responses are less than 100. N/A is shown where the base number of responses is less than 10 during the period. % is calculated as Quantity/Base number*100

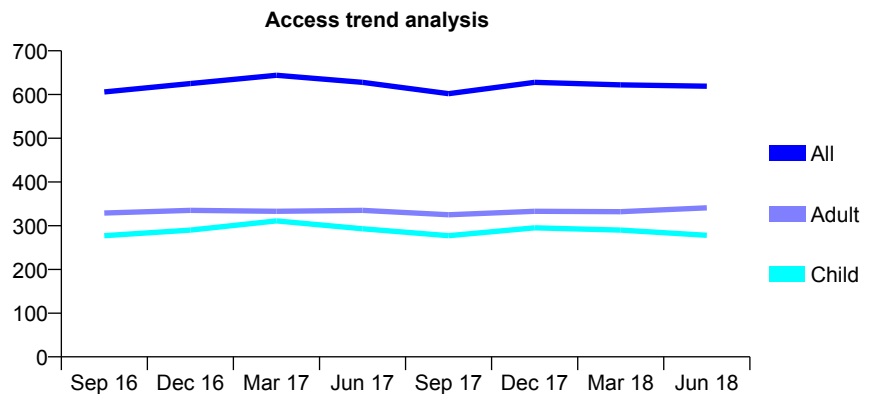
Q70 - Vital Signs At a Glance Contract Report for 221252/0001 - June 2018

Name or company name	East End Lodge Dental Partnership
Contract type name	GDS Contract
Purpose of contract	General and Orthodontic
Contract start date	01/04/2006
Contract end date	

18/19 Contracted general activity (UDA)	1,500
Carry forward general activity (UDA)	0
18/19 Contracted orthodontic activity (UOA)	131
Carry forward orthodontic activity (UOA)	0
Baseline contract value	£47,918.76

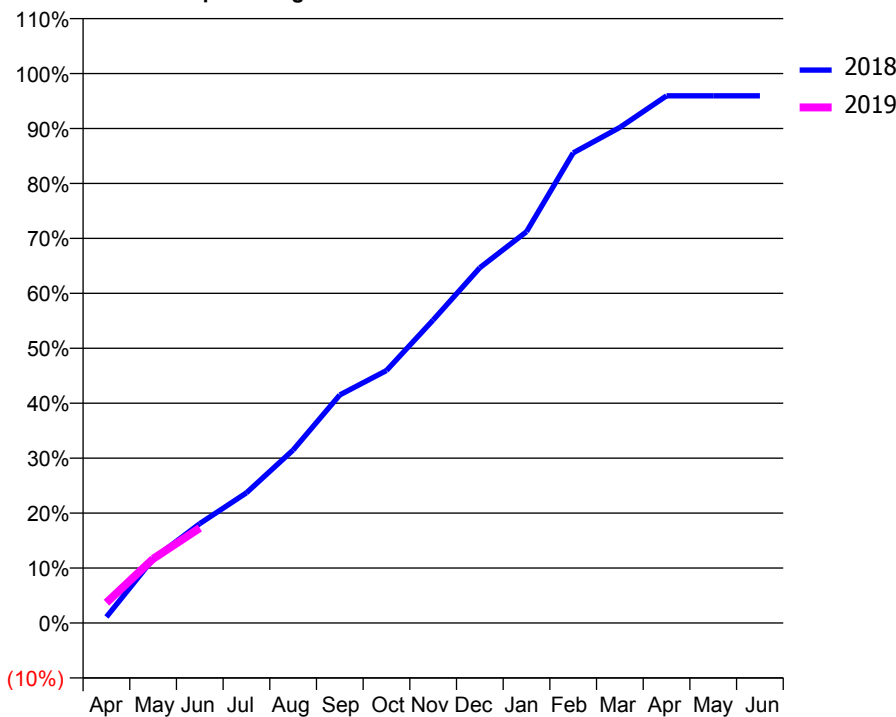
ACCESS*

Patients seen in 24 months	Total	Change since previous quarter
Quarter ending June 2017	628	
Quarter ending September 2017	602	↓
Quarter ending December 2017	628	↑
Quarter ending March 2018	622	→
Quarter ending June 2018	619	→
Variance since June 2017	(1.4%)	↓



ACTIVITY

Cumulative percentage of contracted UDA delivered 2018 & 2019



Adjusted Scheduled Activity (UDA)		
Month	2018	2019
April	16	55
May	175	175
June	271	259
July	355	
August	472	
September	623	
October	689	
November	827	
December	970	
January	1,068	
February	1,283	
March	1,353	
April	1,439	
May	1,439	
June	1,439	

QUALITY

	Quantity	Base Number	Contract	AT	Region	England
% of FP17s for the same patient ID Re-attending within 3 months - Children	11	114	9.6%	9.7%	11.0%	11.5%
% of FP17s for the same patient ID Re-attending within 3 months - Adults	11	97	11.3%	13.9%	15.3%	15.4%
% of FP17s for the same patient ID Re-attending between 3 & 9 months - Children	76	114	66.7%	61.6%	61.2%	58.9%
% of FP17s for the same patient ID Re-attending between 3 & 9 months - Adults	44	97	45.4%	53.5%	52.9%	51.6%
% of FP17s for Band 1 Urgent Courses	6	156	3.8%	9.8%	9.4%	8.9%
% of FP17s Relating to Free Repair or Replacements	0	156	0.0%	0.6%	0.7%	0.8%
% of FP17s Relating to Continuations	0	156	0.0%	0.9%	0.9%	0.9%
% of Patients satisfied with the dentistry they have received	1	1	N/A	92.3%	93.6%	93.2%
% of Patients satisfied with the time they had to wait for an appointment	1	1	N/A	89.2%	88.8%	88.8%

* This is based on patients treated on this contract for their most recent course of treatment. Figures in italics indicate the base number of FP17s or Patient Questionnaire responses are less than 100. N/A is shown where the base number of responses is less than 10 during the period. % is calculated as Quantity/Base number*100

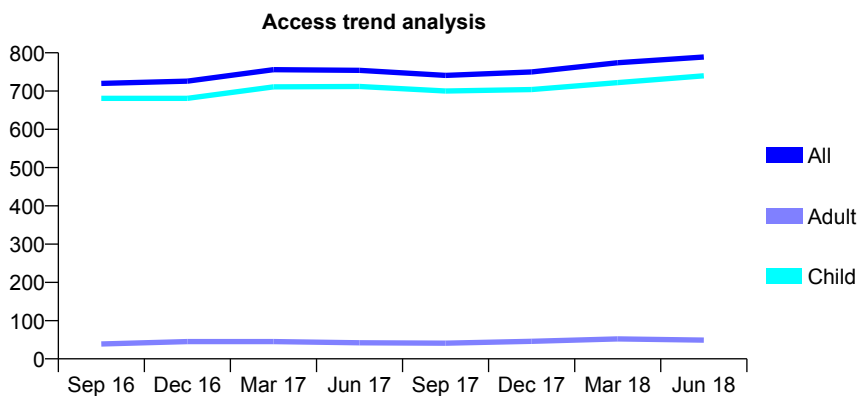
Q70 - Vital Signs At a Glance Contract Report for 224219/0001 - June 2018

Name or company name	MR GL BROOKE-JONES
Contract type name	GDS Contract
Purpose of contract	General
Contract start date	01/04/2006
Contract end date	

18/19 Contracted general activity (UDA)	1,370
Carry forward general activity (UDA)	0
18/19 Contracted orthodontic activity (UOA)	0
Carry forward orthodontic activity (UOA)	0
Baseline contract value	£28,259.65

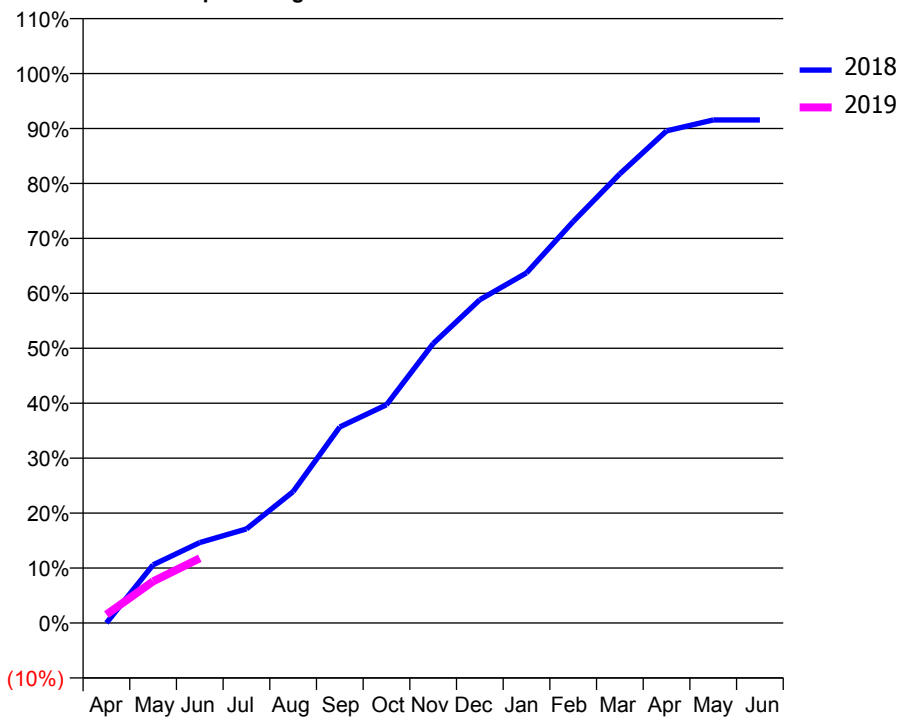
ACCESS*

Patients seen in 24 months	Total	Change since previous quarter
Quarter ending June 2017	754	
Quarter ending September 2017	741	↓
Quarter ending December 2017	750	→
Quarter ending March 2018	774	↑
Quarter ending June 2018	789	→
Variance since June 2017	4.6%	↑



ACTIVITY

Cumulative percentage of contracted UDA delivered 2018 & 2019



Month	Adjusted Scheduled Activity (UDA)	
	2018	2019
April	0	21
May	145	104
June	201	161
July	235	
August	328	
September	489	
October	544	
November	697	
December	806	
January	873	
February	1,001	
March	1,120	
April	1,227	
May	1,254	
June	1,254	

QUALITY

	Quantity	Base Number	Contract	AT	Region	England
% of FP17s for the same patient ID Re-attending within 3 months - Children	11	206	5.3%	9.7%	11.0%	11.5%
% of FP17s for the same patient ID Re-attending within 3 months - Adults	0	0	N/A	13.9%	15.3%	15.4%
% of FP17s for the same patient ID Re-attending between 3 & 9 months - Children	106	206	51.5%	61.6%	61.2%	58.9%
% of FP17s for the same patient ID Re-attending between 3 & 9 months - Adults	0	0	N/A	53.5%	52.9%	51.6%
% of FP17s for Band 1 Urgent Courses	7	116	6.0%	9.8%	9.4%	8.9%
% of FP17s Relating to Free Repair or Replacements	0	116	0.0%	0.6%	0.7%	0.8%
% of FP17s Relating to Continuations	0	116	0.0%	0.9%	0.9%	0.9%
% of Patients satisfied with the dentistry they have received	1	1	N/A	92.3%	93.6%	93.2%
% of Patients satisfied with the time they had to wait for an appointment	1	1	N/A	89.2%	88.8%	88.8%

* This is based on patients treated on this contract for their most recent course of treatment. Figures in italics indicate the base number of FP17s or Patient Questionnaire responses are less than 100. N/A is shown where the base number of responses is less than 10 during the period. % is calculated as Quantity/Base number*100

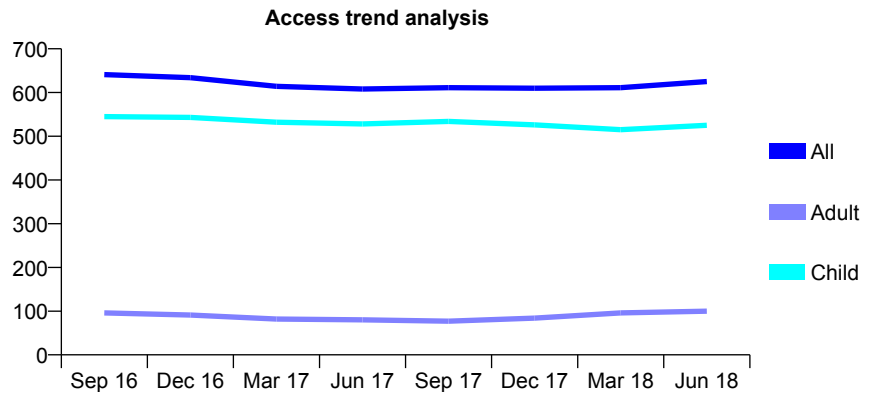
Q70 - Vital Signs At a Glance Contract Report for 230693/0001 - June 2018

Name or company name	Fryern Dental Practice
Contract type name	GDS Contract
Purpose of contract	General
Contract start date	01/04/2006
Contract end date	

18/19 Contracted general activity (UDA)	1,018
Carry forward general activity (UDA)	0
18/19 Contracted orthodontic activity (UOA)	0
Carry forward orthodontic activity (UOA)	0
Baseline contract value	£21,254.89

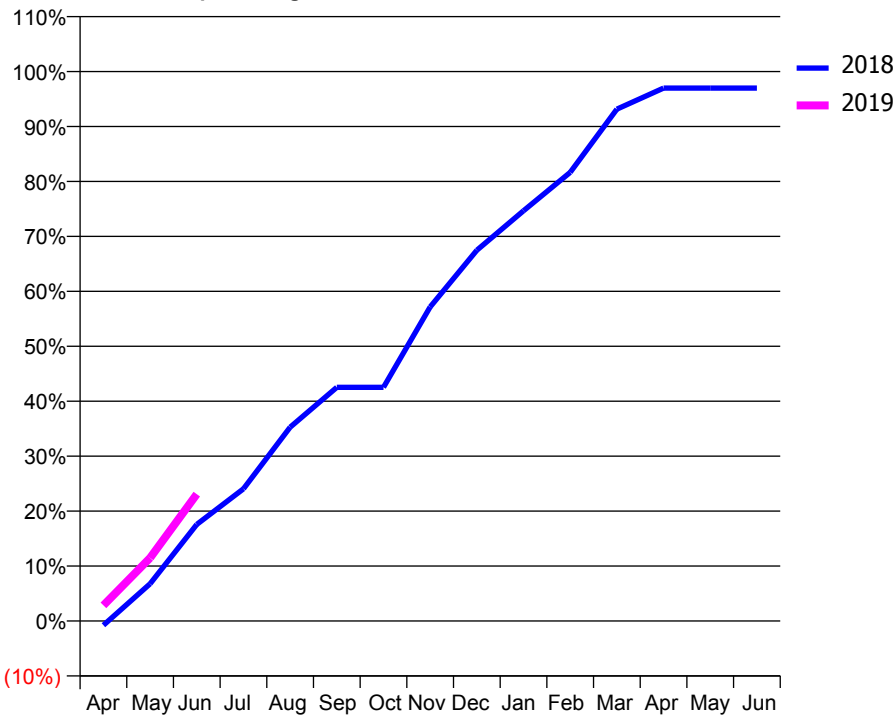
ACCESS*

Patients seen in 24 months	Total	Change since previous quarter
Quarter ending June 2017	608	
Quarter ending September 2017	611	→
Quarter ending December 2017	610	→
Quarter ending March 2018	611	→
Quarter ending June 2018	625	↑
Variance since June 2017	2.8%	↑



ACTIVITY

Cumulative percentage of contracted UDA delivered 2018 & 2019



Month	Adjusted Scheduled Activity (UDA)	
	2018	2019
April	-8	29
May	69	117
June	179	235
July	245	
August	359	
September	433	
October	433	
November	582	
December	687	
January	760	
February	831	
March	948	
April	987	
May	987	
June	987	

QUALITY

	Quantity	Base Number	Contract	AT	Region	England
% of FP17s for the same patient ID Re-attending within 3 months - Children	7	225	3.1%	9.7%	11.0%	11.5%
% of FP17s for the same patient ID Re-attending within 3 months - Adults	0	0	N/A	13.9%	15.3%	15.4%
% of FP17s for the same patient ID Re-attending between 3 & 9 months - Children	137	225	60.9%	61.6%	61.2%	58.9%
% of FP17s for the same patient ID Re-attending between 3 & 9 months - Adults	0	0	N/A	53.5%	52.9%	51.6%
% of FP17s for Band 1 Urgent Courses	0	194	0.0%	9.8%	9.4%	8.9%
% of FP17s Relating to Free Repair or Replacements	0	194	0.0%	0.6%	0.7%	0.8%
% of FP17s Relating to Continuations	0	194	0.0%	0.9%	0.9%	0.9%
% of Patients satisfied with the dentistry they have received	0	0	N/A	92.3%	93.6%	93.2%
% of Patients satisfied with the time they had to wait for an appointment	0	0	N/A	89.2%	88.8%	88.8%

* This is based on patients treated on this contract for their most recent course of treatment. Figures in italics indicate the base number of FP17s or Patient Questionnaire responses are less than 100. N/A is shown where the base number of responses is less than 10 during the period. % is calculated as Quantity/Base number*100

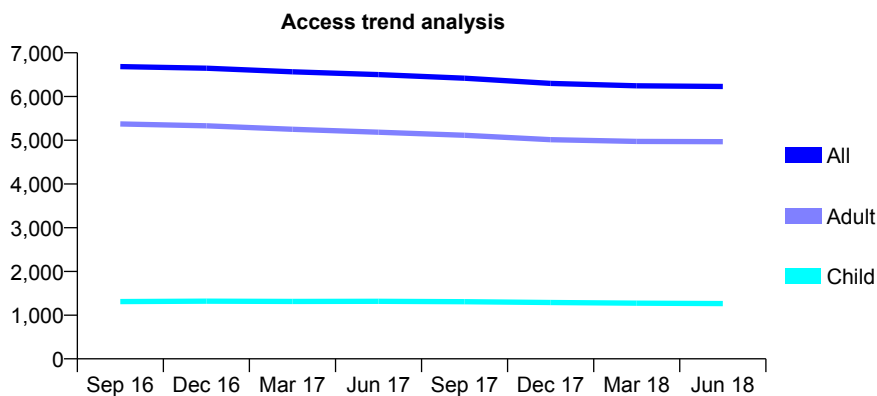
Q70 - Vital Signs At a Glance Contract Report for 232629/0001 - June 2018

Name or company name	Peartree Dental Care Partnership
Contract type name	GDS Contract
Purpose of contract	General
Contract start date	01/04/2006
Contract end date	

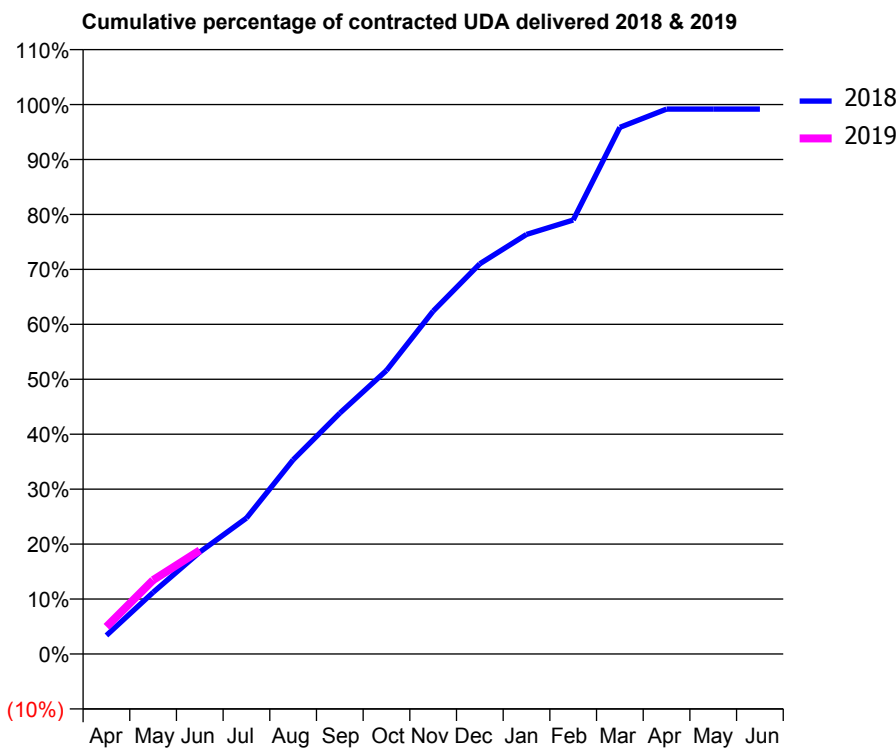
18/19 Contracted general activity (UDA)	17,406
Carry forward general activity (UDA)	0
18/19 Contracted orthodontic activity (UOA)	0
Carry forward orthodontic activity (UOA)	0
Baseline contract value	£478,809.58

ACCESS*

Patients seen in 24 months	Total	Change since previous quarter
Quarter ending June 2017	6,501	
Quarter ending September 2017	6,420	↓
Quarter ending December 2017	6,301	↓
Quarter ending March 2018	6,246	→
Quarter ending June 2018	6,231	→
Variance since June 2017	(4.2%)	↓



ACTIVITY



Month	Adjusted Scheduled Activity (UDA)	
	2018	2019
April	589	863
May	1,954	2,343
June	3,228	3,284
July	4,305	
August	6,152	
September	7,629	
October	8,982	
November	10,863	
December	12,361	
January	13,290	
February	13,745	
March	16,681	
April	17,259	
May	17,259	
June	17,259	

QUALITY

	Quantity	Base Number	Contract	AT	Region	England
% of FP17s for the same patient ID Re-attending within 3 months - Children	45	513	8.8%	9.7%	11.0%	11.5%
% of FP17s for the same patient ID Re-attending within 3 months - Adults	199	1,668	11.9%	13.9%	15.3%	15.4%
% of FP17s for the same patient ID Re-attending between 3 & 9 months - Children	344	513	67.1%	61.6%	61.2%	58.9%
% of FP17s for the same patient ID Re-attending between 3 & 9 months - Adults	1,044	1,668	62.6%	53.5%	52.9%	51.6%
% of FP17s for Band 1 Urgent Courses	289	1,874	15.4%	9.8%	9.4%	8.9%
% of FP17s Relating to Free Repair or Replacements	20	1,874	1.1%	0.6%	0.7%	0.8%
% of FP17s Relating to Continuations	11	1,874	0.6%	0.9%	0.9%	0.9%
% of Patients satisfied with the dentistry they have received	10	10	100.0%	92.3%	93.6%	93.2%
% of Patients satisfied with the time they had to wait for an appointment	9	10	90.0%	89.2%	88.8%	88.8%

* This is based on patients treated on this contract for their most recent course of treatment. Figures in italics indicate the base number of FP17s or Patient Questionnaire responses are less than 100. N/A is shown where the base number of responses is less than 10 during the period. % is calculated as Quantity/Base number*100

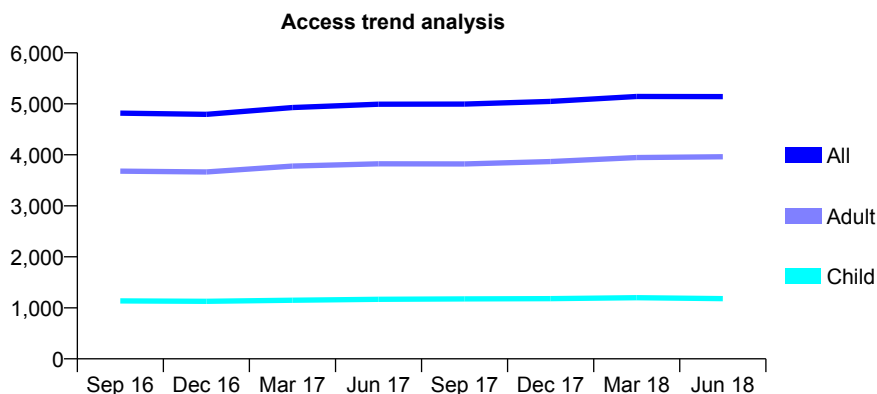
Q70 - Vital Signs At a Glance Contract Report for 237973/0001 - June 2018

Name or company name	MR S KHANNA
Contract type name	GDS Contract
Purpose of contract	General
Contract start date	01/04/2006
Contract end date	

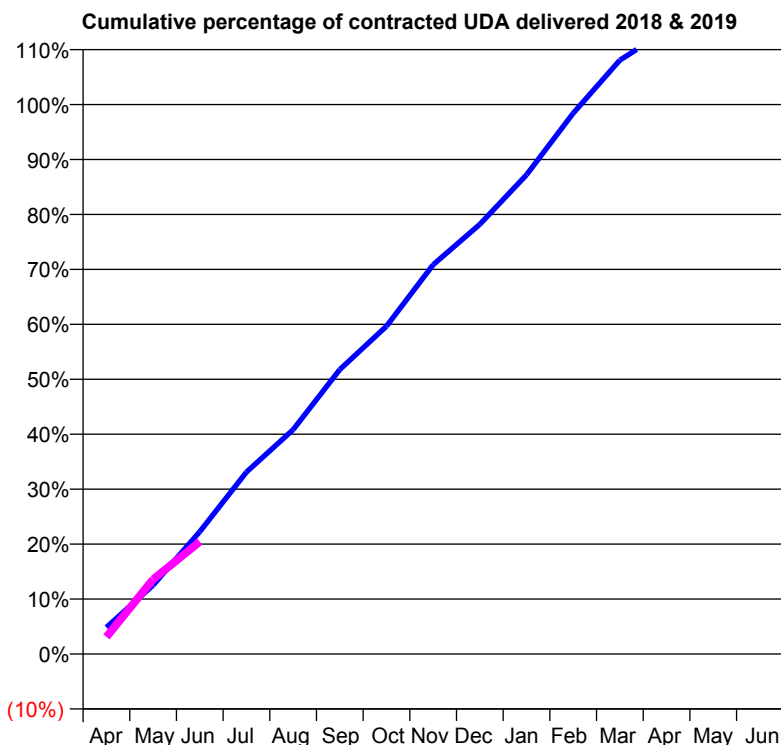
18/19 Contracted general activity (UDA)	12,122
Carry forward general activity (UDA)	0
18/19 Contracted orthodontic activity (UOA)	0
Carry forward orthodontic activity (UOA)	0
Baseline contract value	£378,173.65

ACCESS*

Patients seen in 24 months	Total	Change since previous quarter
Quarter ending June 2017	4,991	
Quarter ending September 2017	4,995	→
Quarter ending December 2017	5,047	→
Quarter ending March 2018	5,145	→
Quarter ending June 2018	5,142	→
Variance since June 2017	3.0%	↑



ACTIVITY



Month	Adjusted Scheduled Activity (UDA)	
	2018	2019
April	585	377
May	1,521	1,647
June	2,698	2,480
July	4,014	
August	4,949	
September	6,275	
October	7,231	
November	8,588	
December	9,480	
January	10,569	
February	11,930	
March	13,101	
April	13,752	
May	13,755	
June	13,755	

QUALITY

	Quantity	Base Number	Contract	AT	Region	England
% of FP17s for the same patient ID Re-attending within 3 months - Children	28	411	6.8%	9.7%	11.0%	11.5%
% of FP17s for the same patient ID Re-attending within 3 months - Adults	161	1,130	14.2%	13.9%	15.3%	15.4%
% of FP17s for the same patient ID Re-attending between 3 & 9 months - Children	276	411	67.2%	61.6%	61.2%	58.9%
% of FP17s for the same patient ID Re-attending between 3 & 9 months - Adults	367	1,130	32.5%	53.5%	52.9%	51.6%
% of FP17s for Band 1 Urgent Courses	114	1,293	8.8%	9.8%	9.4%	8.9%
% of FP17s Relating to Free Repair or Replacements	10	1,293	0.8%	0.6%	0.7%	0.8%
% of FP17s Relating to Continuations	26	1,293	2.0%	0.9%	0.9%	0.9%
% of Patients satisfied with the dentistry they have received	8	8	N/A	92.3%	93.6%	93.2%
% of Patients satisfied with the time they had to wait for an appointment	7	8	N/A	89.2%	88.8%	88.8%

* This is based on patients treated on this contract for their most recent course of treatment. Figures in italics indicate the base number of FP17s or Patient Questionnaire responses are less than 100. N/A is shown where the base number of responses is less than 10 during the period. % is calculated as Quantity/Base number*100

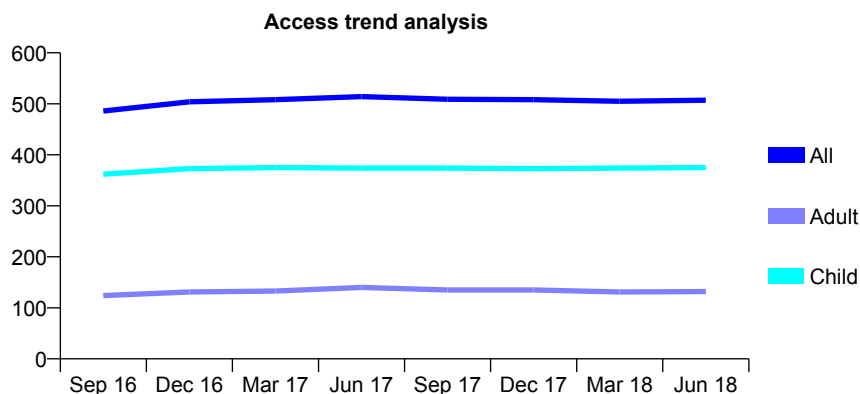
Q70 - Vital Signs At a Glance Contract Report for 244627/0001 - June 2018

Name or company name	MR MM WAUGH
Contract type name	GDS Contract
Purpose of contract	General
Contract start date	01/04/2006
Contract end date	

18/19 Contracted general activity (UDA)	1,099
Carry forward general activity (UDA)	0
18/19 Contracted orthodontic activity (UOA)	0
Carry forward orthodontic activity (UOA)	0
Baseline contract value	£32,000.67

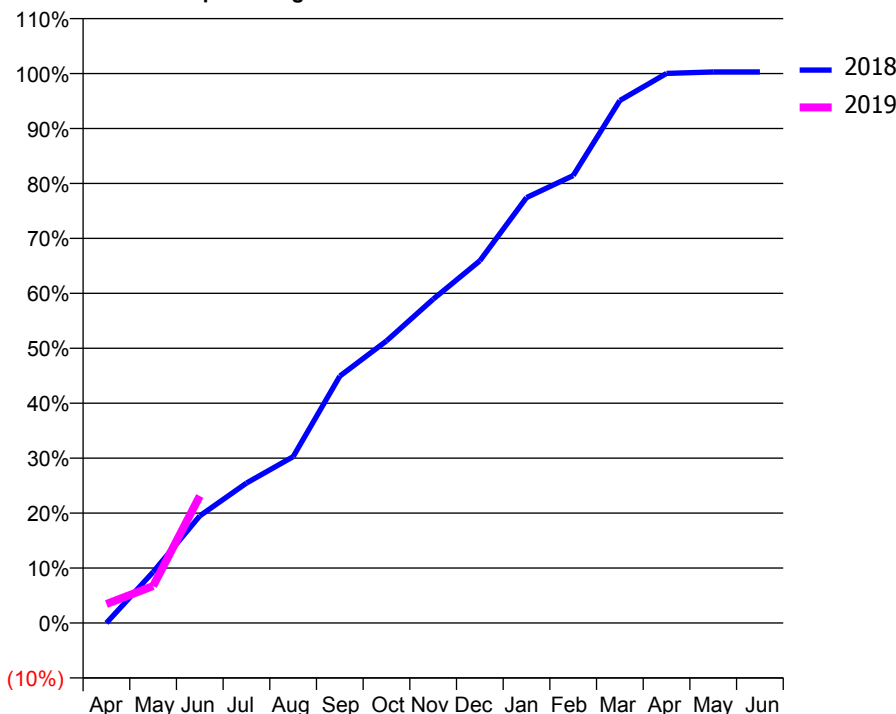
ACCESS*

Patients seen in 24 months	Total	Change since previous quarter
Quarter ending June 2017	514	
Quarter ending September 2017	509	→
Quarter ending December 2017	508	→
Quarter ending March 2018	505	→
Quarter ending June 2018	507	→
Variance since June 2017	(1.4%)	↓



ACTIVITY

Cumulative percentage of contracted UDA delivered 2018 & 2019



Month	Adjusted Scheduled Activity (UDA)	
	2018	2019
April	0	38
May	102	74
June	214	254
July	280	
August	333	
September	494	
October	564	
November	648	
December	725	
January	851	
February	895	
March	1,045	
April	1,099	
May	1,102	
June	1,102	

QUALITY

	Quantity	Base Number	Contract	AT	Region	England
% of FP17s for the same patient ID Re-attending within 3 months - Children	7	175	4.0%	9.7%	11.0%	11.5%
% of FP17s for the same patient ID Re-attending within 3 months - Adults	0	31	0.0%	13.9%	15.3%	15.4%
% of FP17s for the same patient ID Re-attending between 3 & 9 months - Children	136	175	77.7%	61.6%	61.2%	58.9%
% of FP17s for the same patient ID Re-attending between 3 & 9 months - Adults	15	31	48.4%	53.5%	52.9%	51.6%
% of FP17s for Band 1 Urgent Courses	0	163	0.0%	9.8%	9.4%	8.9%
% of FP17s Relating to Free Repair or Replacements	0	163	0.0%	0.6%	0.7%	0.8%
% of FP17s Relating to Continuations	2	163	1.2%	0.9%	0.9%	0.9%
% of Patients satisfied with the dentistry they have received	0	0	N/A	92.3%	93.6%	93.2%
% of Patients satisfied with the time they had to wait for an appointment	0	0	N/A	89.2%	88.8%	88.8%

* This is based on patients treated on this contract for their most recent course of treatment. Figures in italics indicate the base number of FP17s or Patient Questionnaire responses are less than 100. N/A is shown where the base number of responses is less than 10 during the period. % is calculated as Quantity/Base number*100

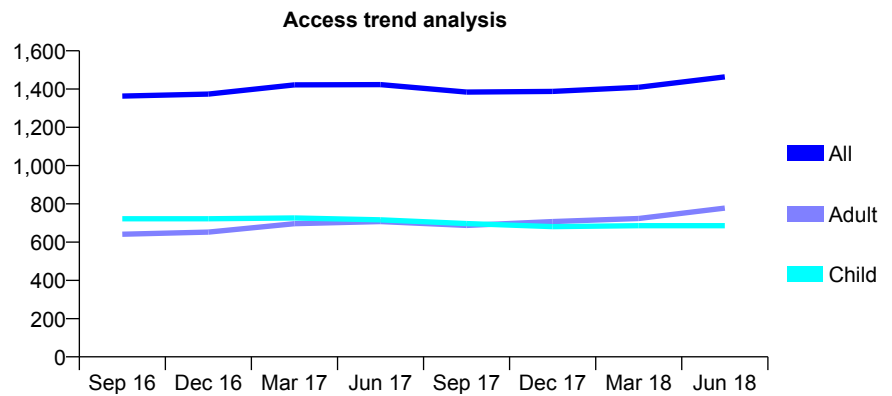
Q70 - Vital Signs At a Glance Contract Report for 253227/0001 - June 2018

Name or company name	Joanna McKenzie
Contract type name	GDS Contract
Purpose of contract	General
Contract start date	01/05/2007
Contract end date	

18/19 Contracted general activity (UDA)	3,350
Carry forward general activity (UDA)	0
18/19 Contracted orthodontic activity (UOA)	0
Carry forward orthodontic activity (UOA)	0
Baseline contract value	£76,105.95

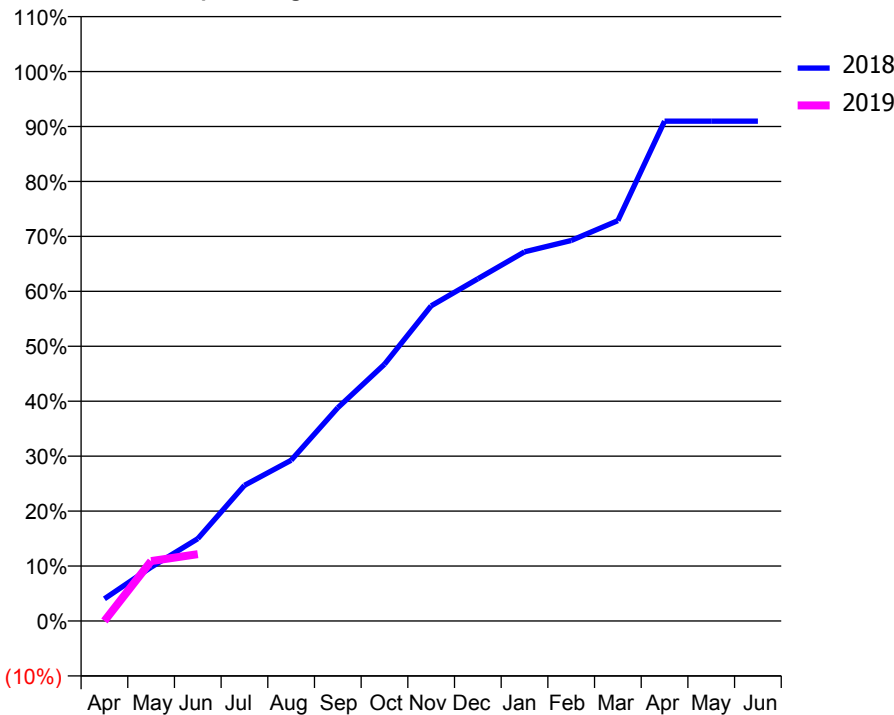
ACCESS*

Patients seen in 24 months	Total	Change since previous quarter
Quarter ending June 2017	1,423	
Quarter ending September 2017	1,384	↓
Quarter ending December 2017	1,388	→
Quarter ending March 2018	1,409	→
Quarter ending June 2018	1,464	↑
Variance since June 2017	2.9%	↑



ACTIVITY

Cumulative percentage of contracted UDA delivered 2018 & 2019



Adjusted Scheduled Activity (UDA)		
Month	2018	2019
April	135	0
May	328	365
June	502	408
July	827	
August	980	
September	1,300	
October	1,566	
November	1,921	
December	2,087	
January	2,251	
February	2,320	
March	2,441	
April	3,047	
May	3,047	
June	3,047	

QUALITY

	Quantity	Base Number	Contract	AT	Region	England
% of FP17s for the same patient ID Re-attending within 3 months - Children	12	285	4.2%	9.7%	11.0%	11.5%
% of FP17s for the same patient ID Re-attending within 3 months - Adults	34	333	10.2%	13.9%	15.3%	15.4%
% of FP17s for the same patient ID Re-attending between 3 & 9 months - Children	176	285	61.8%	61.6%	61.2%	58.9%
% of FP17s for the same patient ID Re-attending between 3 & 9 months - Adults	157	333	47.1%	53.5%	52.9%	51.6%
% of FP17s for Band 1 Urgent Courses	19	262	7.3%	9.8%	9.4%	8.9%
% of FP17s Relating to Free Repair or Replacements	0	262	0.0%	0.6%	0.7%	0.8%
% of FP17s Relating to Continuations	0	262	0.0%	0.9%	0.9%	0.9%
% of Patients satisfied with the dentistry they have received	1	1	N/A	92.3%	93.6%	93.2%
% of Patients satisfied with the time they had to wait for an appointment	1	1	N/A	89.2%	88.8%	88.8%

* This is based on patients treated on this contract for their most recent course of treatment. Figures in italics indicate the base number of FP17s or Patient Questionnaire responses are less than 100. N/A is shown where the base number of responses is less than 10 during the period. % is calculated as Quantity/Base number*100

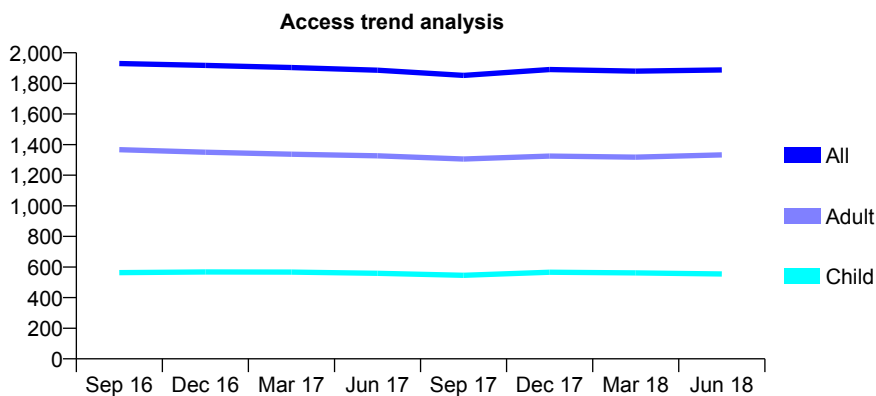
Q70 - Vital Signs At a Glance Contract Report for 253804/0001 - June 2018

Name or company name	MRS SC FENTON
Contract type name	GDS Contract
Purpose of contract	General
Contract start date	01/04/2006
Contract end date	

18/19 Contracted general activity (UDA)	6,500
Carry forward general activity (UDA)	0
18/19 Contracted orthodontic activity (UOA)	0
Carry forward orthodontic activity (UOA)	0
Baseline contract value	£153,930.91

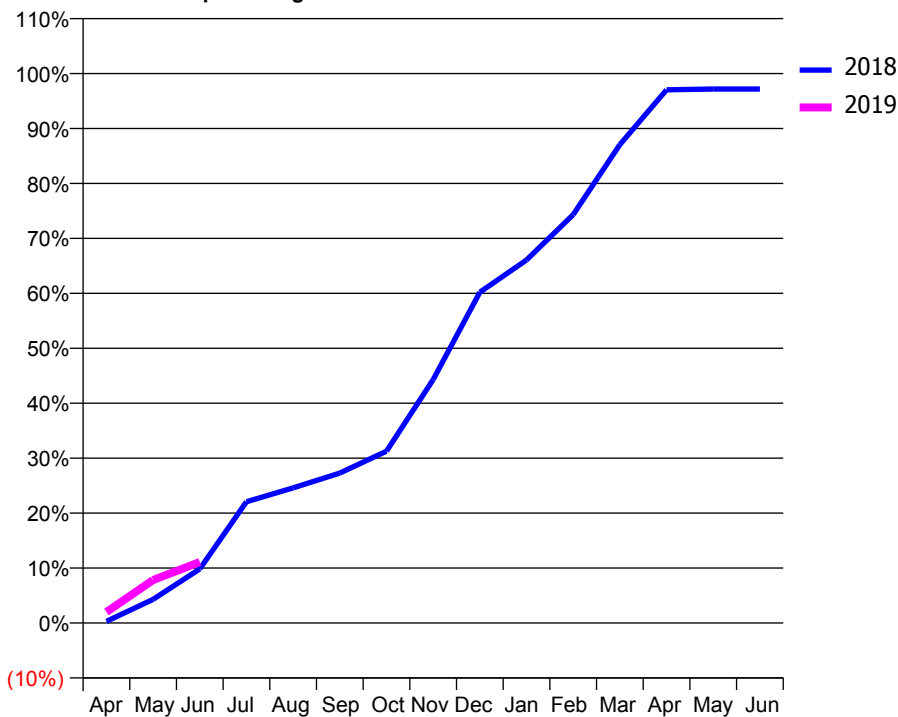
ACCESS*

Patients seen in 24 months	Total	Change since previous quarter
Quarter ending June 2017	1,886	
Quarter ending September 2017	1,852	↓
Quarter ending December 2017	1,891	↑
Quarter ending March 2018	1,880	→
Quarter ending June 2018	1,888	→
Variance since June 2017	0.1%	→



ACTIVITY

Cumulative percentage of contracted UDA delivered 2018 & 2019



Adjusted Scheduled Activity (UDA)

Month	2018	2019
April	20	131
May	281	509
June	640	722
July	1,434	
August	1,599	
September	1,773	
October	2,032	
November	2,879	
December	3,912	
January	4,294	
February	4,831	
March	5,659	
April	6,306	
May	6,316	
June	6,316	

QUALITY

	Quantity	Base Number	Contract	AT	Region	England
% of FP17s for the same patient ID Re-attending within 3 months - Children	14	191	7.3%	9.7%	11.0%	11.5%
% of FP17s for the same patient ID Re-attending within 3 months - Adults	81	487	16.6%	13.9%	15.3%	15.4%
% of FP17s for the same patient ID Re-attending between 3 & 9 months - Children	137	191	71.7%	61.6%	61.2%	58.9%
% of FP17s for the same patient ID Re-attending between 3 & 9 months - Adults	296	487	60.8%	53.5%	52.9%	51.6%
% of FP17s for Band 1 Urgent Courses	34	418	8.1%	9.8%	9.4%	8.9%
% of FP17s Relating to Free Repair or Replacements	5	418	1.2%	0.6%	0.7%	0.8%
% of FP17s Relating to Continuations	5	418	1.2%	0.9%	0.9%	0.9%
% of Patients satisfied with the dentistry they have received	1	1	N/A	92.3%	93.6%	93.2%
% of Patients satisfied with the time they had to wait for an appointment	0	1	N/A	89.2%	88.8%	88.8%

* This is based on patients treated on this contract for their most recent course of treatment. Figures in italics indicate the base number of FP17s or Patient Questionnaire responses are less than 100. N/A is shown where the base number of responses is less than 10 during the period. % is calculated as Quantity/Base number*100

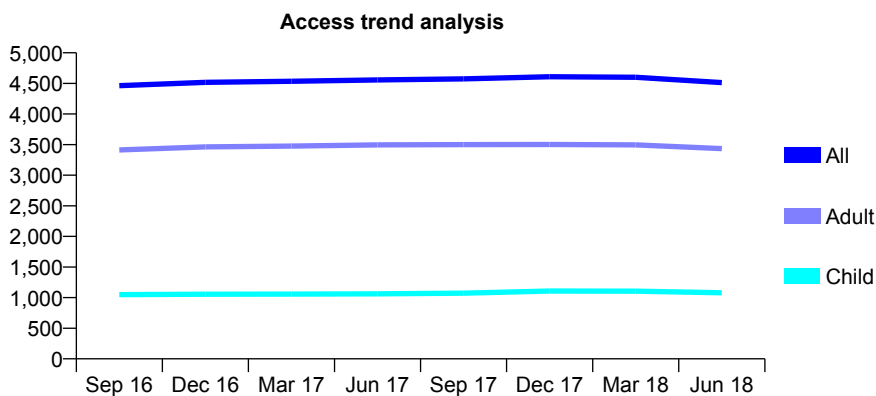
Q70 - Vital Signs At a Glance Contract Report for 256617/0002 - June 2018

Name or company name	MR NK TANK
Contract type name	GDS Contract
Purpose of contract	General
Contract start date	01/07/2006
Contract end date	

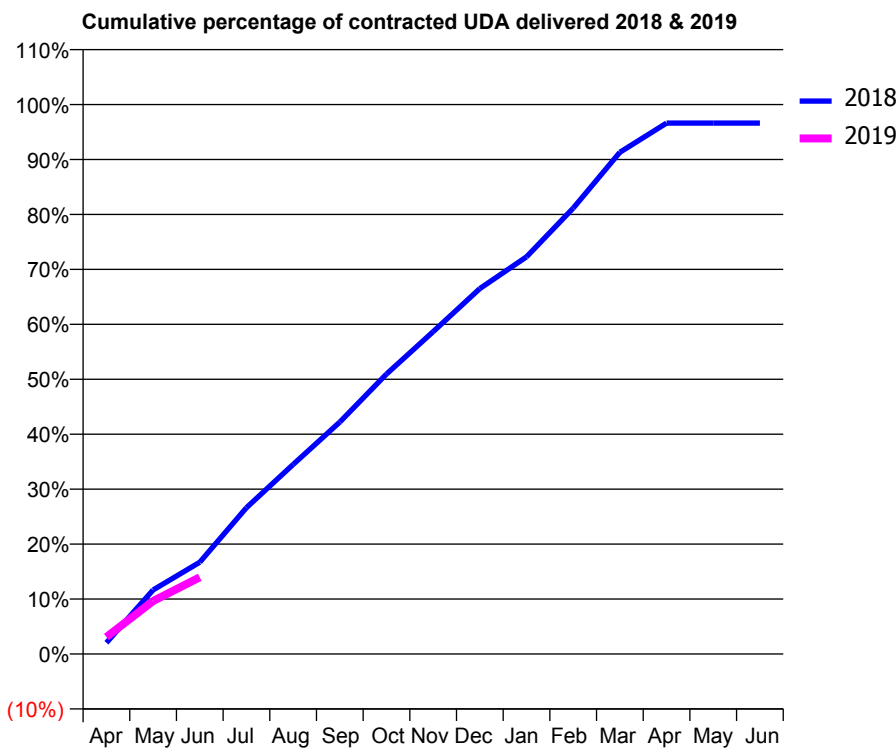
18/19 Contracted general activity (UDA)	12,500
Carry forward general activity (UDA)	0
18/19 Contracted orthodontic activity (UOA)	0
Carry forward orthodontic activity (UOA)	0
Baseline contract value	£353,204.30

ACCESS*

Patients seen in 24 months	Total	Change since previous quarter
Quarter ending June 2017	4,557	
Quarter ending September 2017	4,574	→
Quarter ending December 2017	4,610	→
Quarter ending March 2018	4,601	→
Quarter ending June 2018	4,514	↓
Variance since June 2017	(0.9%)	→



ACTIVITY



Month	Adjusted Scheduled Activity (UDA)	
	2018	2019
April	255	387
May	1,456	1,207
June	2,088	1,745
July	3,330	
August	4,311	
September	5,277	
October	6,370	
November	7,334	
December	8,312	
January	9,034	
February	10,141	
March	11,412	
April	12,077	
May	12,078	
June	12,079	

QUALITY

	Quantity	Base Number	Contract	AT	Region	England
% of FP17s for the same patient ID Re-attending within 3 months - Children	19	360	5.3%	9.7%	11.0%	11.5%
% of FP17s for the same patient ID Re-attending within 3 months - Adults	177	1,093	16.2%	13.9%	15.3%	15.4%
% of FP17s for the same patient ID Re-attending between 3 & 9 months - Children	249	360	69.2%	61.6%	61.2%	58.9%
% of FP17s for the same patient ID Re-attending between 3 & 9 months - Adults	576	1,093	52.7%	53.5%	52.9%	51.6%
% of FP17s for Band 1 Urgent Courses	140	1,182	11.8%	9.8%	9.4%	8.9%
% of FP17s Relating to Free Repair or Replacements	15	1,182	1.3%	0.6%	0.7%	0.8%
% of FP17s Relating to Continuations	3	1,182	0.3%	0.9%	0.9%	0.9%
% of Patients satisfied with the dentistry they have received	8	8	N/A	92.3%	93.6%	93.2%
% of Patients satisfied with the time they had to wait for an appointment	8	8	N/A	89.2%	88.8%	88.8%

* This is based on patients treated on this contract for their most recent course of treatment. Figures in italics indicate the base number of FP17s or Patient Questionnaire responses are less than 100. N/A is shown where the base number of responses is less than 10 during the period. % is calculated as Quantity/Base number*100

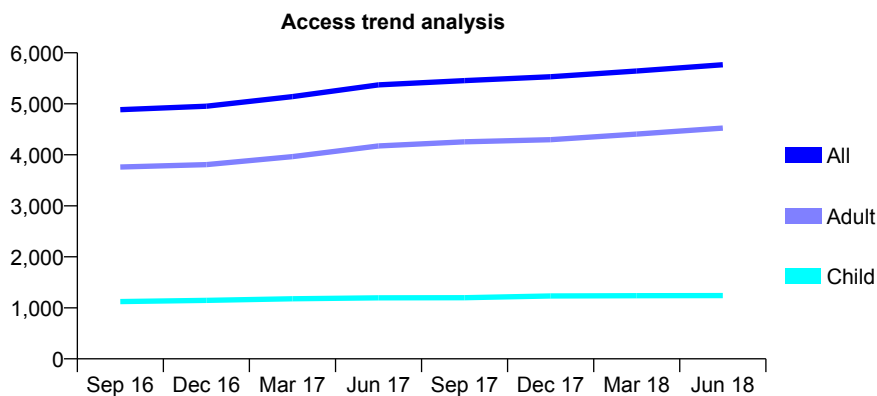
Q70 - Vital Signs At a Glance Contract Report for 258385/0001 - June 2018

Name or company name	MR PD WOODHOUSE
Contract type name	GDS Contract
Purpose of contract	General
Contract start date	01/04/2006
Contract end date	

18/19 Contracted general activity (UDA)	14,269
Carry forward general activity (UDA)	0
18/19 Contracted orthodontic activity (UOA)	0
Carry forward orthodontic activity (UOA)	0
Baseline contract value	£424,456.14

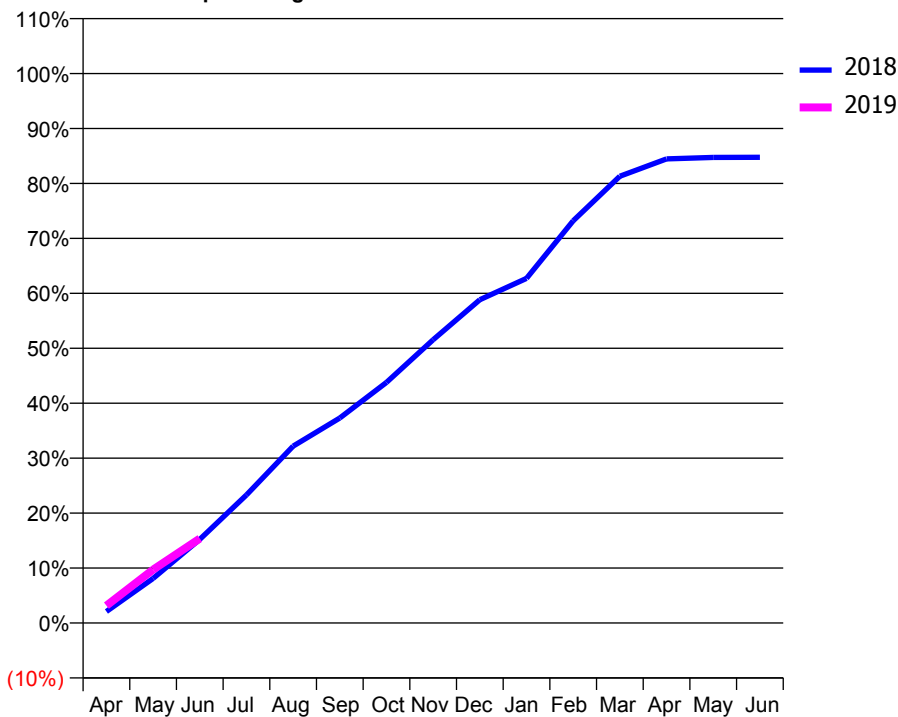
ACCESS*

Patients seen in 24 months	Total	Change since previous quarter
Quarter ending June 2017	5,370	
Quarter ending September 2017	5,454	→
Quarter ending December 2017	5,530	→
Quarter ending March 2018	5,644	↑
Quarter ending June 2018	5,766	↑
Variance since June 2017	7.4%	↑



ACTIVITY

Cumulative percentage of contracted UDA delivered 2018 & 2019



Month	Adjusted Scheduled Activity (UDA)	
	2018	2019
April	301	452
May	1,159	1,386
June	2,172	2,193
July	3,327	
August	4,595	
September	5,323	
October	6,250	
November	7,355	
December	8,396	
January	8,950	
February	10,445	
March	11,602	
April	12,053	
May	12,091	
June	12,094	

QUALITY

	Quantity	Base Number	Contract	AT	Region	England
% of FP17s for the same patient ID Re-attending within 3 months - Children	30	464	6.5%	9.7%	11.0%	11.5%
% of FP17s for the same patient ID Re-attending within 3 months - Adults	256	1,640	15.6%	13.9%	15.3%	15.4%
% of FP17s for the same patient ID Re-attending between 3 & 9 months - Children	308	464	66.4%	61.6%	61.2%	58.9%
% of FP17s for the same patient ID Re-attending between 3 & 9 months - Adults	906	1,640	55.2%	53.5%	52.9%	51.6%
% of FP17s for Band 1 Urgent Courses	207	1,275	16.2%	9.8%	9.4%	8.9%
% of FP17s Relating to Free Repair or Replacements	15	1,275	1.2%	0.6%	0.7%	0.8%
% of FP17s Relating to Continuations	24	1,275	1.9%	0.9%	0.9%	0.9%
% of Patients satisfied with the dentistry they have received	5	5	N/A	92.3%	93.6%	93.2%
% of Patients satisfied with the time they had to wait for an appointment	5	5	N/A	89.2%	88.8%	88.8%

* This is based on patients treated on this contract for their most recent course of treatment. Figures in italics indicate the base number of FP17s or Patient Questionnaire responses are less than 100. N/A is shown where the base number of responses is less than 10 during the period. % is calculated as Quantity/Base number*100

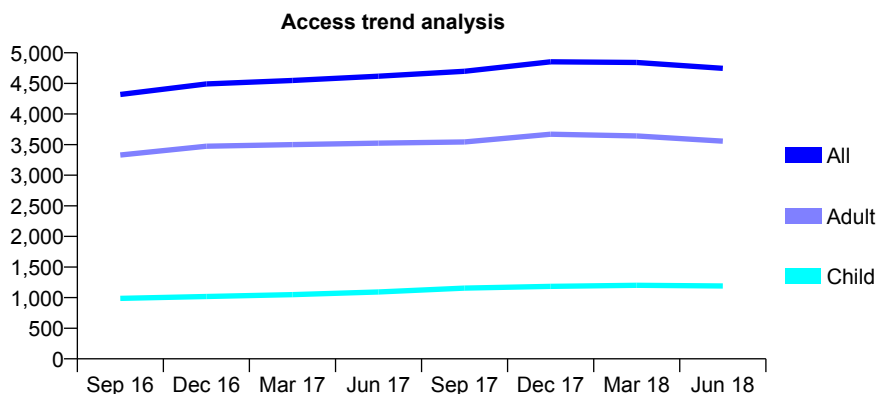
Q70 - Vital Signs At a Glance Contract Report for 262471/0001 - June 2018

Name or company name	MR B ANSARI
Contract type name	GDS Contract
Purpose of contract	General
Contract start date	01/04/2006
Contract end date	

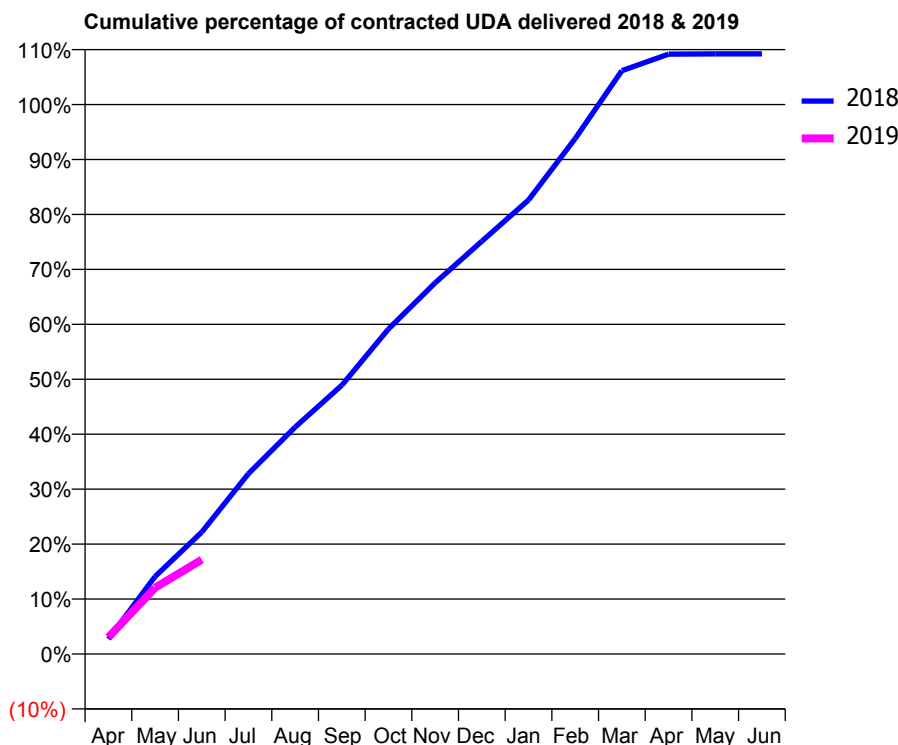
18/19 Contracted general activity (UDA)	14,743
Carry forward general activity (UDA)	0
18/19 Contracted orthodontic activity (UOA)	0
Carry forward orthodontic activity (UOA)	0
Baseline contract value	£365,514.06

ACCESS*

Patients seen in 24 months	Total	Change since previous quarter
Quarter ending June 2017	4,617	
Quarter ending September 2017	4,698	→
Quarter ending December 2017	4,854	↑
Quarter ending March 2018	4,843	→
Quarter ending June 2018	4,747	↓
Variance since June 2017	2.8%	↑



ACTIVITY



Month	Adjusted Scheduled Activity (UDA)	
	2018	2019
April	402	448
May	2,079	1,779
June	3,271	2,532
July	4,838	
August	6,087	
September	7,210	
October	8,720	
November	9,957	
December	11,075	
January	12,179	
February	13,829	
March	15,652	
April	16,095	
May	16,102	
June	16,100	

QUALITY

	Quantity	Base Number	Contract	AT	Region	England
% of FP17s for the same patient ID Re-attending within 3 months - Children	48	336	14.3%	9.7%	11.0%	11.5%
% of FP17s for the same patient ID Re-attending within 3 months - Adults	109	734	14.9%	13.9%	15.3%	15.4%
% of FP17s for the same patient ID Re-attending between 3 & 9 months - Children	197	336	58.6%	61.6%	61.2%	58.9%
% of FP17s for the same patient ID Re-attending between 3 & 9 months - Adults	360	734	49.0%	53.5%	52.9%	51.6%
% of FP17s for Band 1 Urgent Courses	132	909	14.5%	9.8%	9.4%	8.9%
% of FP17s Relating to Free Repair or Replacements	4	909	0.4%	0.6%	0.7%	0.8%
% of FP17s Relating to Continuations	5	909	0.6%	0.9%	0.9%	0.9%
% of Patients satisfied with the dentistry they have received	4	5	N/A	92.3%	93.6%	93.2%
% of Patients satisfied with the time they had to wait for an appointment	4	5	N/A	89.2%	88.8%	88.8%

* This is based on patients treated on this contract for their most recent course of treatment. Figures in italics indicate the base number of FP17s or Patient Questionnaire responses are less than 100. N/A is shown where the base number of responses is less than 10 during the period. % is calculated as Quantity/Base number*100

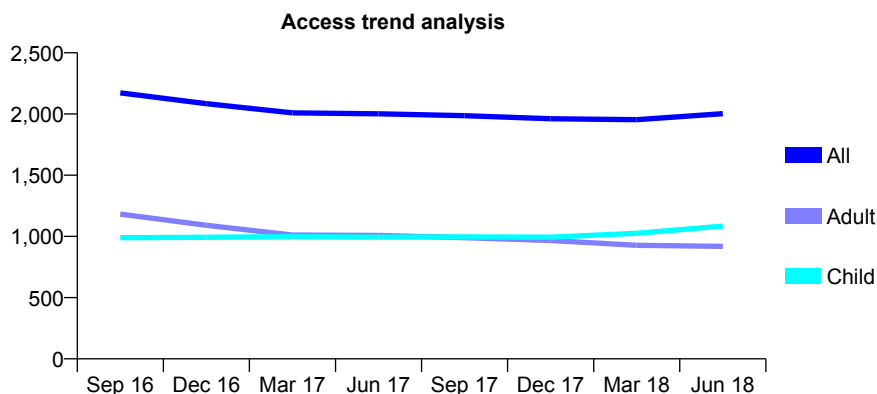
Q70 - Vital Signs At a Glance Contract Report for 263338/0001 - June 2018

Name or company name	MR GS WILBY-LOPEZ
Contract type name	GDS Contract
Purpose of contract	General
Contract start date	29/09/2006
Contract end date	

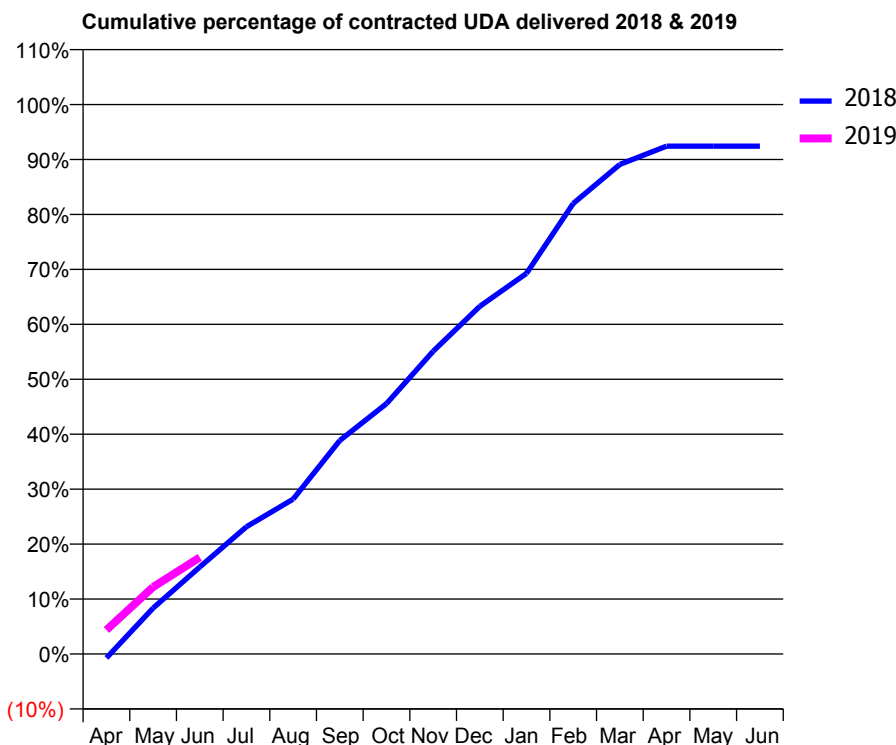
18/19 Contracted general activity (UDA)	5,000
Carry forward general activity (UDA)	0
18/19 Contracted orthodontic activity (UOA)	0
Carry forward orthodontic activity (UOA)	0
Baseline contract value	£121,210.73

ACCESS*

Patients seen in 24 months	Total	Change since previous quarter
Quarter ending June 2017	2,002	
Quarter ending September 2017	1,986	→
Quarter ending December 2017	1,961	↓
Quarter ending March 2018	1,954	→
Quarter ending June 2018	2,003	↑
Variance since June 2017	0.0%	→



ACTIVITY



Adjusted Scheduled Activity (UDA)		
Month	2018	2019
April	-37	219
May	418	610
June	791	879
July	1,158	
August	1,409	
September	1,943	
October	2,278	
November	2,755	
December	3,164	
January	3,463	
February	4,099	
March	4,455	
April	4,621	
May	4,621	
June	4,622	

QUALITY

	Quantity	Base Number	Contract	AT	Region	England
% of FP17s for the same patient ID Re-attending within 3 months - Children	28	433	6.5%	9.7%	11.0%	11.5%
% of FP17s for the same patient ID Re-attending within 3 months - Adults	47	315	14.9%	13.9%	15.3%	15.4%
% of FP17s for the same patient ID Re-attending between 3 & 9 months - Children	259	433	59.8%	61.6%	61.2%	58.9%
% of FP17s for the same patient ID Re-attending between 3 & 9 months - Adults	221	315	70.2%	53.5%	52.9%	51.6%
% of FP17s for Band 1 Urgent Courses	49	647	7.6%	9.8%	9.4%	8.9%
% of FP17s Relating to Free Repair or Replacements	2	647	0.3%	0.6%	0.7%	0.8%
% of FP17s Relating to Continuations	7	647	1.1%	0.9%	0.9%	0.9%
% of Patients satisfied with the dentistry they have received	5	6	N/A	92.3%	93.6%	93.2%
% of Patients satisfied with the time they had to wait for an appointment	5	6	N/A	89.2%	88.8%	88.8%

* This is based on patients treated on this contract for their most recent course of treatment. Figures in italics indicate the base number of FP17s or Patient Questionnaire responses are less than 100. N/A is shown where the base number of responses is less than 10 during the period. % is calculated as Quantity/Base number*100

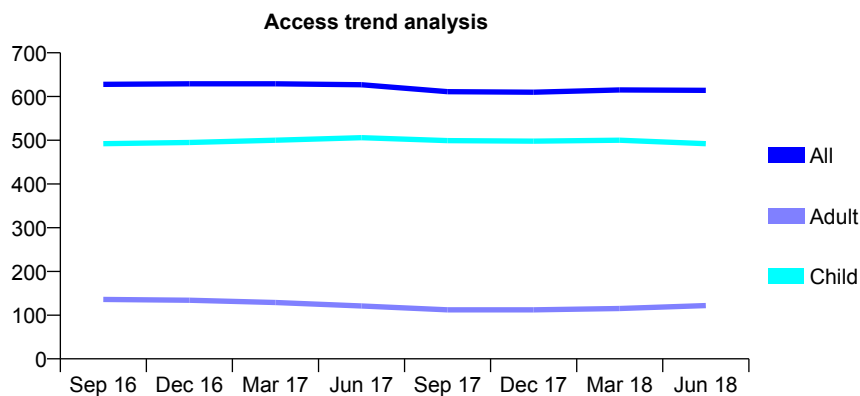
Q70 - Vital Signs At a Glance Contract Report for 305154/0001 - June 2018

Name or company name	MR PD KENNY
Contract type name	GDS Contract
Purpose of contract	General
Contract start date	01/04/2006
Contract end date	

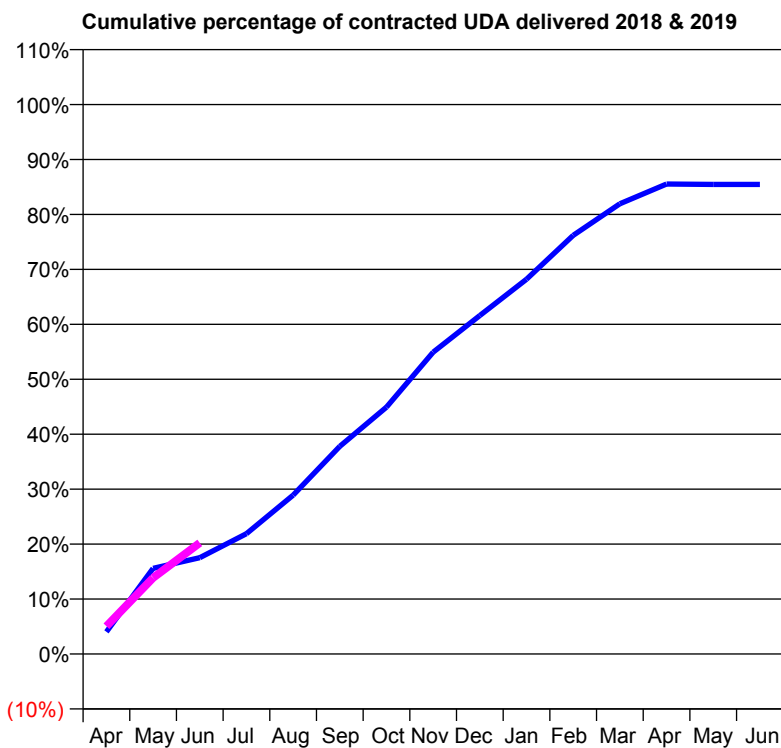
18/19 Contracted general activity (UDA)	1,350
Carry forward general activity (UDA)	0
18/19 Contracted orthodontic activity (UOA)	0
Carry forward orthodontic activity (UOA)	0
Baseline contract value	£28,942.72

ACCESS*

Patients seen in 24 months	Total	Change since previous quarter
Quarter ending June 2017	627	
Quarter ending September 2017	611	↓
Quarter ending December 2017	610	→
Quarter ending March 2018	615	→
Quarter ending June 2018	614	→
Variance since June 2017	(2.1%)	↓



ACTIVITY



Adjusted Scheduled Activity (UDA)		
Month	2018	2019
April	54	68
May	210	187
June	237	273
July	296	
August	390	
September	510	
October	607	
November	742	
December	832	
January	921	
February	1,029	
March	1,106	
April	1,155	
May	1,154	
June	1,154	

QUALITY

	Quantity	Base Number	Contract	AT	Region	England
% of FP17s for the same patient ID Re-attending within 3 months - Children	7	227	3.1%	9.7%	11.0%	11.5%
% of FP17s for the same patient ID Re-attending within 3 months - Adults	3	36	8.3%	13.9%	15.3%	15.4%
% of FP17s for the same patient ID Re-attending between 3 & 9 months - Children	182	227	80.2%	61.6%	61.2%	58.9%
% of FP17s for the same patient ID Re-attending between 3 & 9 months - Adults	17	36	47.2%	53.5%	52.9%	51.6%
% of FP17s for Band 1 Urgent Courses	1	224	0.4%	9.8%	9.4%	8.9%
% of FP17s Relating to Free Repair or Replacements	0	224	0.0%	0.6%	0.7%	0.8%
% of FP17s Relating to Continuations	0	224	0.0%	0.9%	0.9%	0.9%
% of Patients satisfied with the dentistry they have received	0	0	N/A	92.3%	93.6%	93.2%
% of Patients satisfied with the time they had to wait for an appointment	0	0	N/A	89.2%	88.8%	88.8%

* This is based on patients treated on this contract for their most recent course of treatment. Figures in italics indicate the base number of FP17s or Patient Questionnaire responses are less than 100. N/A is shown where the base number of responses is less than 10 during the period. % is calculated as Quantity/Base number*100

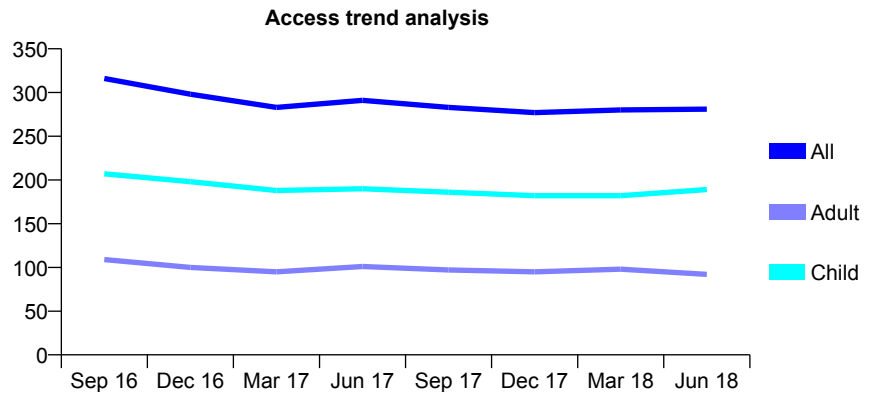
Q70 - Vital Signs At a Glance Contract Report for 305650/0001 - June 2018

Name or company name	Homemill Dental Surgery
Contract type name	GDS Contract
Purpose of contract	General
Contract start date	01/10/2012
Contract end date	

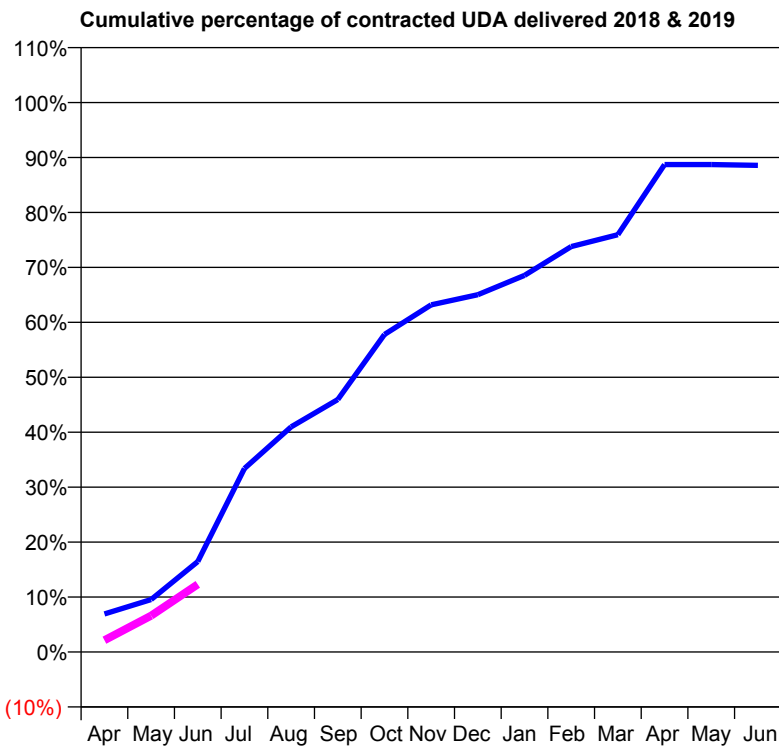
18/19 Contracted general activity (UDA)	650
Carry forward general activity (UDA)	0
18/19 Contracted orthodontic activity (UOA)	0
Carry forward orthodontic activity (UOA)	0
Baseline contract value	£15,247.30

ACCESS*

Patients seen in 24 months	Total	Change since previous quarter
Quarter ending June 2017	291	
Quarter ending September 2017	283	↓
Quarter ending December 2017	277	↓
Quarter ending March 2018	280	→
Quarter ending June 2018	281	→
Variance since June 2017	(3.4%)	↓



ACTIVITY



Adjusted Scheduled Activity (UDA)		
Month	2018	2019
April	45	14
May	62	43
June	107	80
July	217	
August	266	
September	299	
October	376	
November	411	
December	423	
January	446	
February	480	
March	494	
April	577	
May	577	
June	576	

QUALITY

	Quantity	Base Number	Contract	AT	Region	England
% of FP17s for the same patient ID Re-attending within 3 months - Children	2	90	2.2%	9.7%	11.0%	11.5%
% of FP17s for the same patient ID Re-attending within 3 months - Adults	0	23	0.0%	13.9%	15.3%	15.4%
% of FP17s for the same patient ID Re-attending between 3 & 9 months - Children	38	90	42.2%	61.6%	61.2%	58.9%
% of FP17s for the same patient ID Re-attending between 3 & 9 months - Adults	16	23	69.6%	53.5%	52.9%	51.6%
% of FP17s for Band 1 Urgent Courses	0	48	0.0%	9.8%	9.4%	8.9%
% of FP17s Relating to Free Repair or Replacements	0	48	0.0%	0.6%	0.7%	0.8%
% of FP17s Relating to Continuations	1	48	2.1%	0.9%	0.9%	0.9%
% of Patients satisfied with the dentistry they have received	1	1	N/A	92.3%	93.6%	93.2%
% of Patients satisfied with the time they had to wait for an appointment	1	1	N/A	89.2%	88.8%	88.8%

* This is based on patients treated on this contract for their most recent course of treatment. Figures in italics indicate the base number of FP17s or Patient Questionnaire responses are less than 100. N/A is shown where the base number of responses is less than 10 during the period. % is calculated as Quantity/Base number*100

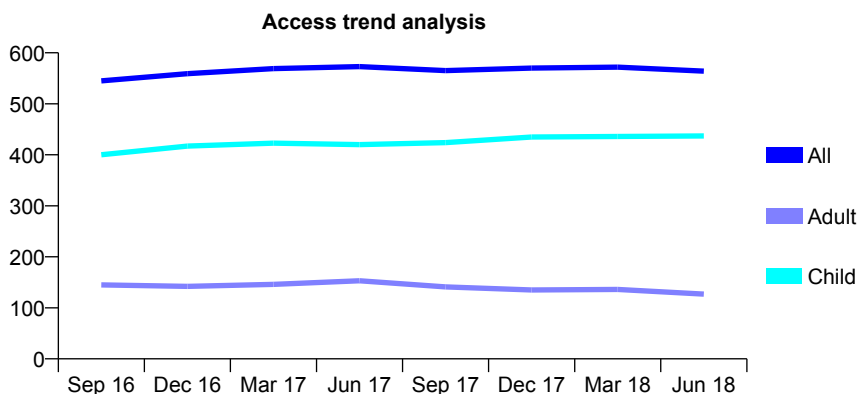
Q70 - Vital Signs At a Glance Contract Report for 307181/0001 - June 2018

Name or company name	Dr Samit Chitre
Contract type name	GDS Contract
Purpose of contract	General
Contract start date	01/04/2006
Contract end date	

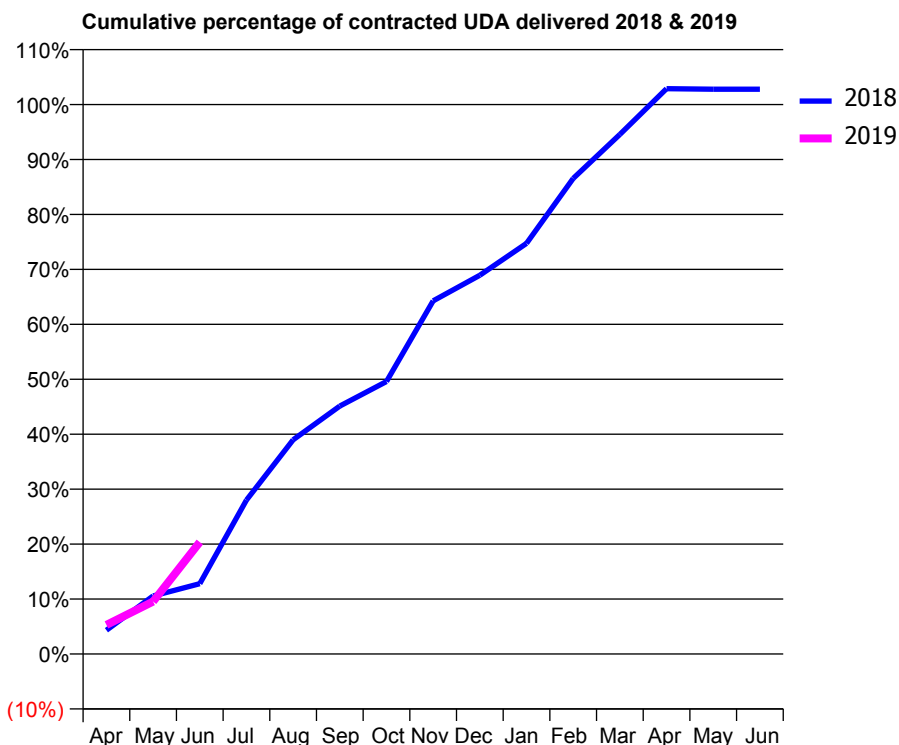
18/19 Contracted general activity (UDA)	1,000
Carry forward general activity (UDA)	0
18/19 Contracted orthodontic activity (UOA)	0
Carry forward orthodontic activity (UOA)	0
Baseline contract value	£23,011.71

ACCESS*

Patients seen in 24 months	Total	Change since previous quarter
Quarter ending June 2017	573	
Quarter ending September 2017	565	↓
Quarter ending December 2017	570	→
Quarter ending March 2018	572	→
Quarter ending June 2018	564	↓
Variance since June 2017	(1.6%)	↓



ACTIVITY



Adjusted Scheduled Activity (UDA)		
Month	2018	2019
April	43	53
May	106	95
June	128	204
July	280	
August	390	
September	451	
October	496	
November	643	
December	689	
January	747	
February	866	
March	946	
April	1,029	
May	1,028	
June	1,028	

QUALITY

	Quantity	Base Number	Contract	AT	Region	England
% of FP17s for the same patient ID Re-attending within 3 months - Children	14	194	7.2%	9.7%	11.0%	11.5%
% of FP17s for the same patient ID Re-attending within 3 months - Adults	1	19	5.3%	13.9%	15.3%	15.4%
% of FP17s for the same patient ID Re-attending between 3 & 9 months - Children	127	194	65.5%	61.6%	61.2%	58.9%
% of FP17s for the same patient ID Re-attending between 3 & 9 months - Adults	13	19	68.4%	53.5%	52.9%	51.6%
% of FP17s for Band 1 Urgent Courses	8	156	5.1%	9.8%	9.4%	8.9%
% of FP17s Relating to Free Repair or Replacements	1	156	0.6%	0.6%	0.7%	0.8%
% of FP17s Relating to Continuations	3	156	1.9%	0.9%	0.9%	0.9%
% of Patients satisfied with the dentistry they have received	0	0	N/A	92.3%	93.6%	93.2%
% of Patients satisfied with the time they had to wait for an appointment	0	0	N/A	89.2%	88.8%	88.8%

* This is based on patients treated on this contract for their most recent course of treatment. Figures in italics indicate the base number of FP17s or Patient Questionnaire responses are less than 100. N/A is shown where the base number of responses is less than 10 during the period. % is calculated as Quantity/Base number*100

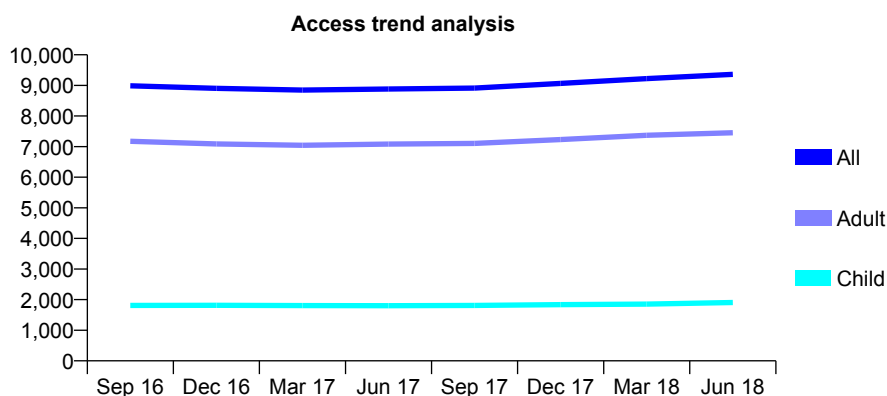
Q70 - Vital Signs At a Glance Contract Report for 321532/0001 - June 2018

Name or company name	Maple House Dental Practice
Contract type name	GDS Contract
Purpose of contract	General
Contract start date	01/04/2006
Contract end date	

18/19 Contracted general activity (UDA)	25,659
Carry forward general activity (UDA)	0
18/19 Contracted orthodontic activity (UOA)	0
Carry forward orthodontic activity (UOA)	0
Baseline contract value	£567,408.33

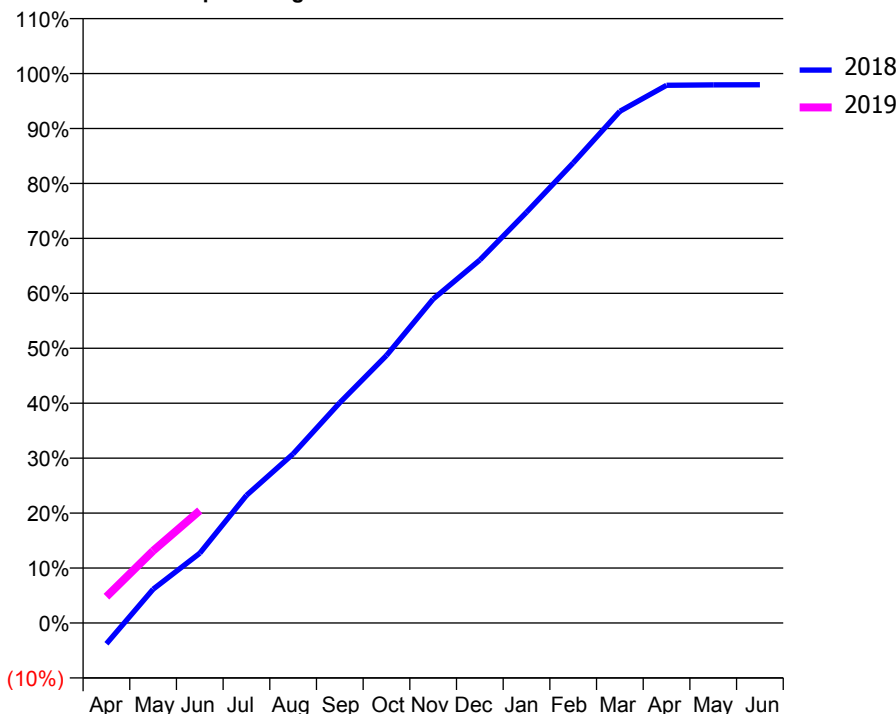
ACCESS*

Patients seen in 24 months	Total	Change since previous quarter
Quarter ending June 2017	8,884	
Quarter ending September 2017	8,915	→
Quarter ending December 2017	9,067	→
Quarter ending March 2018	9,224	→
Quarter ending June 2018	9,360	→
Variance since June 2017	5.4%	↑



ACTIVITY

Cumulative percentage of contracted UDA delivered 2018 & 2019



Adjusted Scheduled Activity (UDA)

Month	2018	2019
April	-976	1,229
May	1,577	3,373
June	3,262	5,250
July	5,961	
August	7,897	
September	10,289	
October	12,494	
November	15,128	
December	16,950	
January	19,179	
February	21,484	
March	23,896	
April	25,108	
May	25,125	
June	25,135	

QUALITY

	Quantity	Base Number	Contract	AT	Region	England
% of FP17s for the same patient ID Re-attending within 3 months - Children	36	778	4.6%	9.7%	11.0%	11.5%
% of FP17s for the same patient ID Re-attending within 3 months - Adults	308	2,972	10.4%	13.9%	15.3%	15.4%
% of FP17s for the same patient ID Re-attending between 3 & 9 months - Children	483	778	62.1%	61.6%	61.2%	58.9%
% of FP17s for the same patient ID Re-attending between 3 & 9 months - Adults	1,989	2,972	66.9%	53.5%	52.9%	51.6%
% of FP17s for Band 1 Urgent Courses	137	2,862	4.8%	9.8%	9.4%	8.9%
% of FP17s Relating to Free Repair or Replacements	30	2,862	1.0%	0.6%	0.7%	0.8%
% of FP17s Relating to Continuations	40	2,862	1.4%	0.9%	0.9%	0.9%
% of Patients satisfied with the dentistry they have received	8	9	N/A	92.3%	93.6%	93.2%
% of Patients satisfied with the time they had to wait for an appointment	9	9	N/A	89.2%	88.8%	88.8%

* This is based on patients treated on this contract for their most recent course of treatment. Figures in italics indicate the base number of FP17s or Patient Questionnaire responses are less than 100. N/A is shown where the base number of responses is less than 10 during the period. % is calculated as Quantity/Base number*100

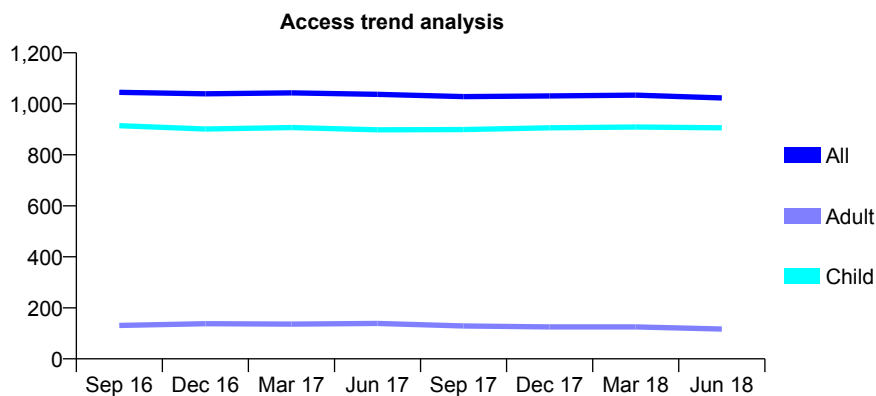
Q70 - Vital Signs At a Glance Contract Report for 321788/0001 - June 2018

Name or company name	MR GH MORRIS
Contract type name	GDS Contract
Purpose of contract	General
Contract start date	01/04/2006
Contract end date	

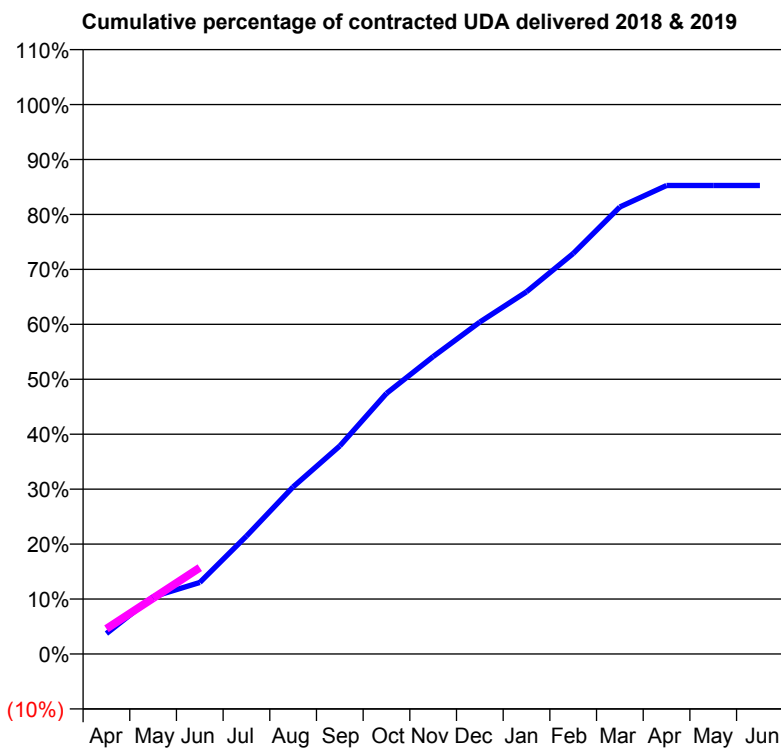
18/19 Contracted general activity (UDA)	2,150
Carry forward general activity (UDA)	0
18/19 Contracted orthodontic activity (UOA)	0
Carry forward orthodontic activity (UOA)	0
Baseline contract value	£52,459.35

ACCESS*

Patients seen in 24 months	Total	Change since previous quarter
Quarter ending June 2017	1,037	
Quarter ending September 2017	1,028	→
Quarter ending December 2017	1,031	→
Quarter ending March 2018	1,034	→
Quarter ending June 2018	1,023	↓
Variance since June 2017	(1.4%)	↓



ACTIVITY



Month	Adjusted Scheduled Activity (UDA)	
	2018	2019
April	80	99
May	224	218
June	280	338
July	462	
August	654	
September	814	
October	1,020	
November	1,164	
December	1,299	
January	1,417	
February	1,567	
March	1,749	
April	1,833	
May	1,833	
June	1,833	

QUALITY

	Quantity	Base Number	Contract	AT	Region	England
% of FP17s for the same patient ID Re-attending within 3 months - Children	22	311	7.1%	9.7%	11.0%	11.5%
% of FP17s for the same patient ID Re-attending within 3 months - Adults	1	14	7.1%	13.9%	15.3%	15.4%
% of FP17s for the same patient ID Re-attending between 3 & 9 months - Children	201	311	64.6%	61.6%	61.2%	58.9%
% of FP17s for the same patient ID Re-attending between 3 & 9 months - Adults	6	14	42.9%	53.5%	52.9%	51.6%
% of FP17s for Band 1 Urgent Courses	14	260	5.4%	9.8%	9.4%	8.9%
% of FP17s Relating to Free Repair or Replacements	0	260	0.0%	0.6%	0.7%	0.8%
% of FP17s Relating to Continuations	0	260	0.0%	0.9%	0.9%	0.9%
% of Patients satisfied with the dentistry they have received	1	1	N/A	92.3%	93.6%	93.2%
% of Patients satisfied with the time they had to wait for an appointment	1	1	N/A	89.2%	88.8%	88.8%

* This is based on patients treated on this contract for their most recent course of treatment. Figures in italics indicate the base number of FP17s or Patient Questionnaire responses are less than 100. N/A is shown where the base number of responses is less than 10 during the period. % is calculated as Quantity/Base number*100

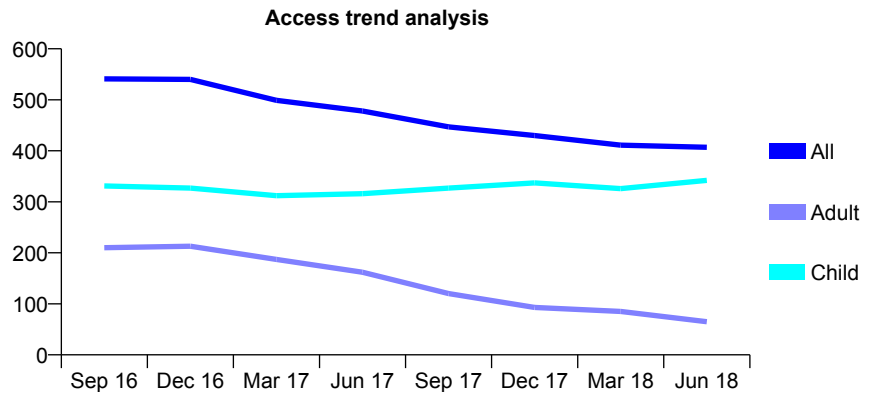
Q70 - Vital Signs At a Glance Contract Report for 321974/0001 - June 2018

Name or company name	MR AE INMAN
Contract type name	GDS Contract
Purpose of contract	General
Contract start date	01/04/2006
Contract end date	

18/19 Contracted general activity (UDA)	782
Carry forward general activity (UDA)	0
18/19 Contracted orthodontic activity (UOA)	0
Carry forward orthodontic activity (UOA)	0
Baseline contract value	£19,621.22

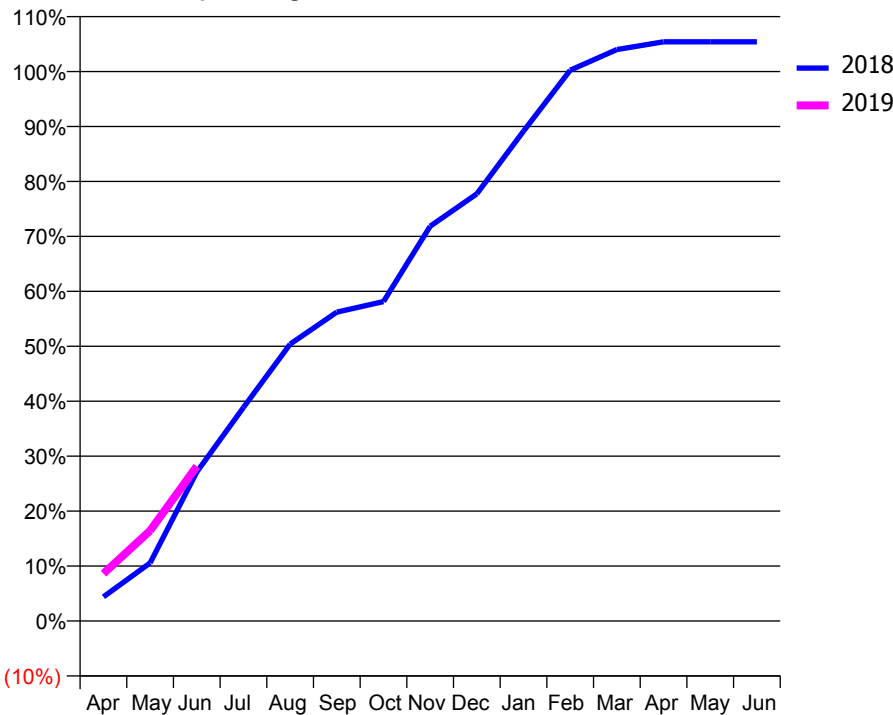
ACCESS*

Patients seen in 24 months	Total	Change since previous quarter
Quarter ending June 2017	478	
Quarter ending September 2017	447	↓
Quarter ending December 2017	430	↓
Quarter ending March 2018	411	↓
Quarter ending June 2018	407	→
Variance since June 2017	(14.9%)	↓



ACTIVITY

Cumulative percentage of contracted UDA delivered 2018 & 2019



Adjusted Scheduled Activity (UDA)		
Month	2018	2019
April	34	67
May	83	129
June	212	220
July	304	
August	394	
September	440	
October	455	
November	562	
December	608	
January	697	
February	784	
March	813	
April	824	
May	824	
June	824	

QUALITY

	Quantity	Base Number	Contract	AT	Region	England
% of FP17s for the same patient ID Re-attending within 3 months - Children	11	179	6.1%	9.7%	11.0%	11.5%
% of FP17s for the same patient ID Re-attending within 3 months - Adults	1	1	100.0%	13.9%	15.3%	15.4%
% of FP17s for the same patient ID Re-attending between 3 & 9 months - Children	117	179	65.4%	61.6%	61.2%	58.9%
% of FP17s for the same patient ID Re-attending between 3 & 9 months - Adults	0	1	0.0%	53.5%	52.9%	51.6%
% of FP17s for Band 1 Urgent Courses	6	175	3.4%	9.8%	9.4%	8.9%
% of FP17s Relating to Free Repair or Replacements	0	175	0.0%	0.6%	0.7%	0.8%
% of FP17s Relating to Continuations	1	175	0.6%	0.9%	0.9%	0.9%
% of Patients satisfied with the dentistry they have received	0	0	N/A	92.3%	93.6%	93.2%
% of Patients satisfied with the time they had to wait for an appointment	0	0	N/A	89.2%	88.8%	88.8%

* This is based on patients treated on this contract for their most recent course of treatment. Figures in italics indicate the base number of FP17s or Patient Questionnaire responses are less than 100. N/A is shown where the base number of responses is less than 10 during the period. % is calculated as Quantity/Base number*100

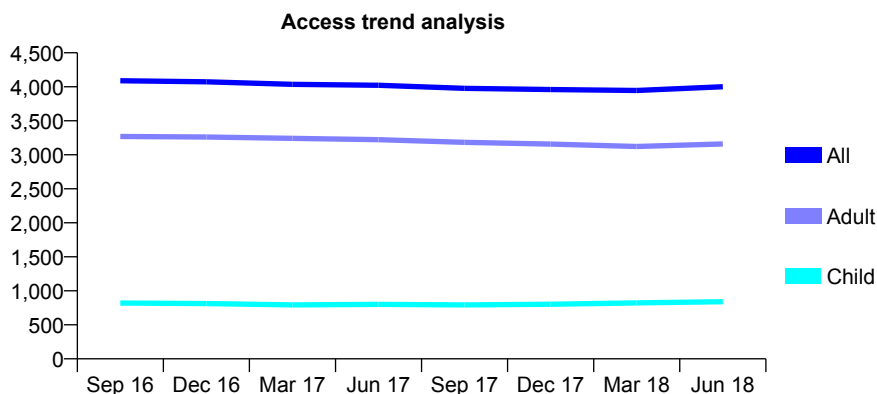
Q70 - Vital Signs At a Glance Contract Report for 323551/0001 - June 2018

Name or company name	ThistleDene Dental Practice
Contract type name	GDS Contract
Purpose of contract	General
Contract start date	01/04/2006
Contract end date	

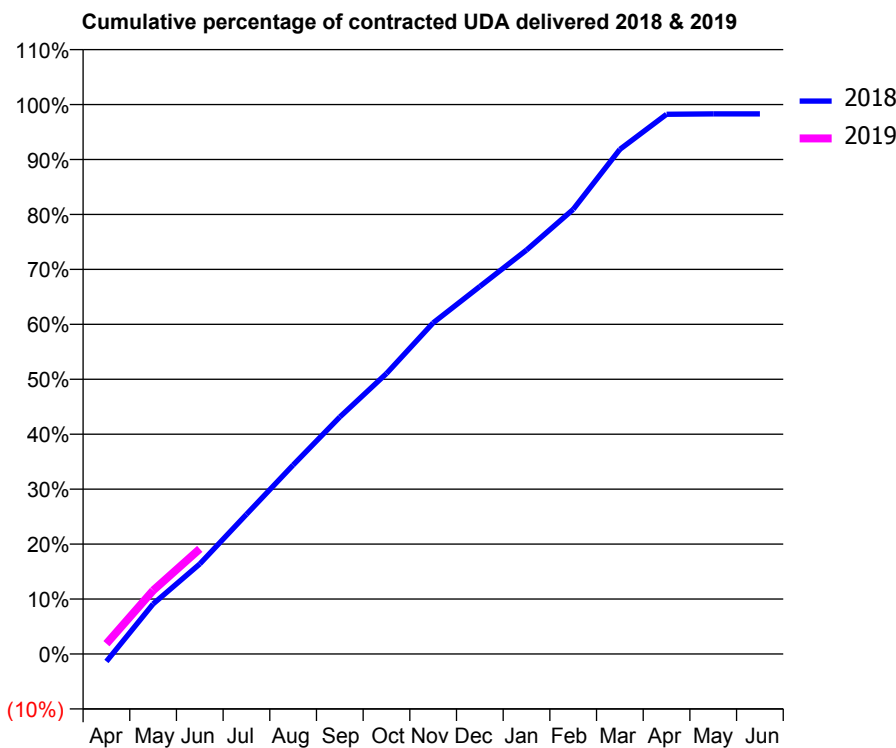
18/19 Contracted general activity (UDA)	14,000
Carry forward general activity (UDA)	0
18/19 Contracted orthodontic activity (UOA)	0
Carry forward orthodontic activity (UOA)	0
Baseline contract value	£357,678.11

ACCESS*

Patients seen in 24 months	Total	Change since previous quarter
Quarter ending June 2017	4,023	
Quarter ending September 2017	3,977	↓
Quarter ending December 2017	3,960	→
Quarter ending March 2018	3,946	→
Quarter ending June 2018	4,000	→
Variance since June 2017	(0.6%)	→



ACTIVITY



Month	Adjusted Scheduled Activity (UDA)	
	2018	2019
April	-193	263
May	1,277	1,618
June	2,296	2,679
July	3,559	
August	4,814	
September	6,039	
October	7,146	
November	8,436	
December	9,366	
January	10,293	
February	11,329	
March	12,859	
April	13,751	
May	13,762	
June	13,762	

QUALITY

	Quantity	Base Number	Contract	AT	Region	England
% of FP17s for the same patient ID Re-attending within 3 months - Children	16	315	5.1%	9.7%	11.0%	11.5%
% of FP17s for the same patient ID Re-attending within 3 months - Adults	172	1,242	13.8%	13.9%	15.3%	15.4%
% of FP17s for the same patient ID Re-attending between 3 & 9 months - Children	219	315	69.5%	61.6%	61.2%	58.9%
% of FP17s for the same patient ID Re-attending between 3 & 9 months - Adults	828	1,242	66.7%	53.5%	52.9%	51.6%
% of FP17s for Band 1 Urgent Courses	37	1,204	3.1%	9.8%	9.4%	8.9%
% of FP17s Relating to Free Repair or Replacements	12	1,204	1.0%	0.6%	0.7%	0.8%
% of FP17s Relating to Continuations	31	1,204	2.6%	0.9%	0.9%	0.9%
% of Patients satisfied with the dentistry they have received	7	7	N/A	92.3%	93.6%	93.2%
% of Patients satisfied with the time they had to wait for an appointment	6	7	N/A	89.2%	88.8%	88.8%

* This is based on patients treated on this contract for their most recent course of treatment. Figures in italics indicate the base number of FP17s or Patient Questionnaire responses are less than 100. N/A is shown where the base number of responses is less than 10 during the period. % is calculated as Quantity/Base number*100

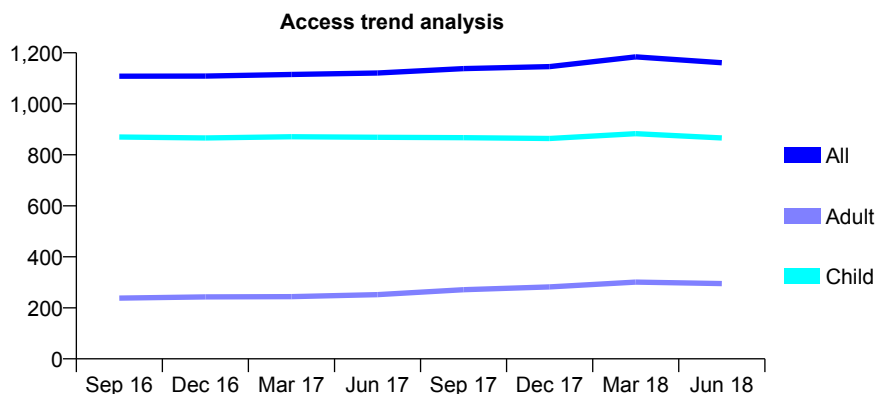
Q70 - Vital Signs At a Glance Contract Report for 324094/0001 - June 2018

Name or company name	MISS SJ WESTHEAD
Contract type name	GDS Contract
Purpose of contract	General
Contract start date	01/04/2006
Contract end date	

18/19 Contracted general activity (UDA)	2,935
Carry forward general activity (UDA)	0
18/19 Contracted orthodontic activity (UOA)	0
Carry forward orthodontic activity (UOA)	0
Baseline contract value	£71,880.52

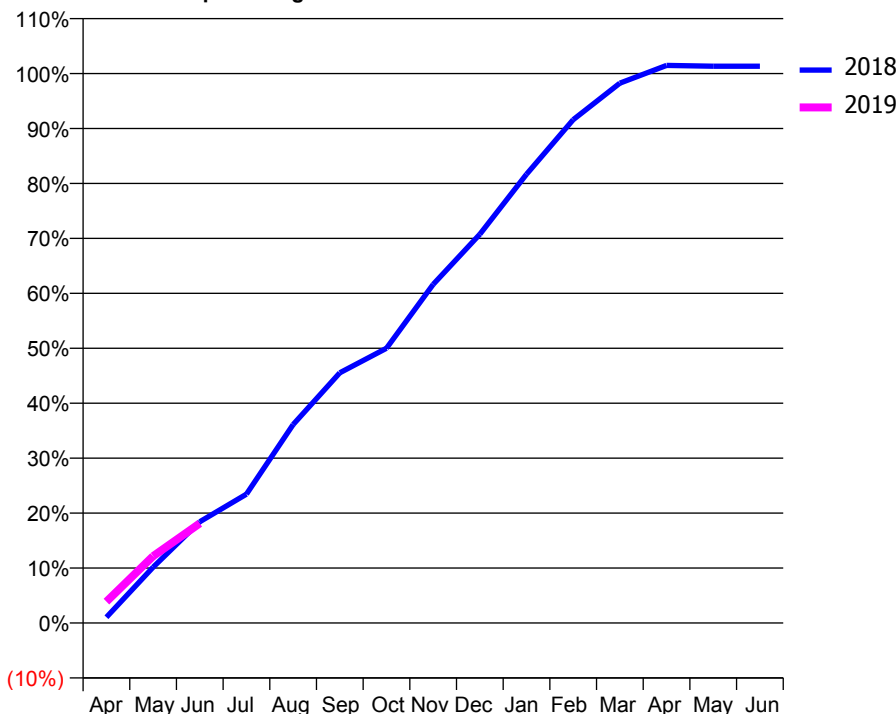
ACCESS*

Patients seen in 24 months	Total	Change since previous quarter
Quarter ending June 2017	1,121	
Quarter ending September 2017	1,138	→
Quarter ending December 2017	1,146	→
Quarter ending March 2018	1,184	↑
Quarter ending June 2018	1,161	↓
Variance since June 2017	3.6%	↑



ACTIVITY

Cumulative percentage of contracted UDA delivered 2018 & 2019



Month	Adjusted Scheduled Activity (UDA)	
	2018	2019
April	31	114
May	298	357
June	541	532
July	689	
August	1,060	
September	1,337	
October	1,468	
November	1,809	
December	2,076	
January	2,397	
February	2,688	
March	2,883	
April	2,978	
May	2,974	
June	2,974	

QUALITY

	Quantity	Base Number	Contract	AT	Region	England
% of FP17s for the same patient ID Re-attending within 3 months - Children	30	360	8.3%	9.7%	11.0%	11.5%
% of FP17s for the same patient ID Re-attending within 3 months - Adults	13	71	18.3%	13.9%	15.3%	15.4%
% of FP17s for the same patient ID Re-attending between 3 & 9 months - Children	261	360	72.5%	61.6%	61.2%	58.9%
% of FP17s for the same patient ID Re-attending between 3 & 9 months - Adults	43	71	60.6%	53.5%	52.9%	51.6%
% of FP17s for Band 1 Urgent Courses	16	366	4.4%	9.8%	9.4%	8.9%
% of FP17s Relating to Free Repair or Replacements	0	366	0.0%	0.6%	0.7%	0.8%
% of FP17s Relating to Continuations	0	366	0.0%	0.9%	0.9%	0.9%
% of Patients satisfied with the dentistry they have received	4	4	N/A	92.3%	93.6%	93.2%
% of Patients satisfied with the time they had to wait for an appointment	4	4	N/A	89.2%	88.8%	88.8%

* This is based on patients treated on this contract for their most recent course of treatment. Figures in italics indicate the base number of FP17s or Patient Questionnaire responses are less than 100. N/A is shown where the base number of responses is less than 10 during the period. % is calculated as Quantity/Base number*100

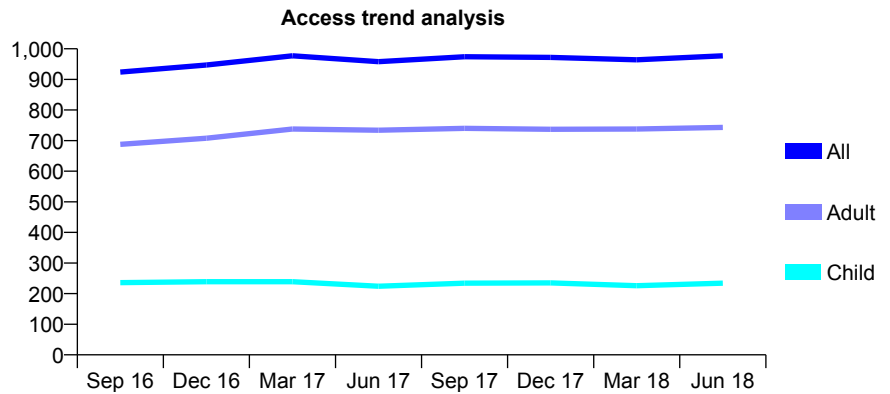
Q70 - Vital Signs At a Glance Contract Report for 325503/0001 - June 2018

Name or company name	MISS SM SHAWKAT
Contract type name	GDS Contract
Purpose of contract	General
Contract start date	01/04/2006
Contract end date	

18/19 Contracted general activity (UDA)	1,478
Carry forward general activity (UDA)	0
18/19 Contracted orthodontic activity (UOA)	0
Carry forward orthodontic activity (UOA)	0
Baseline contract value	£35,963.48

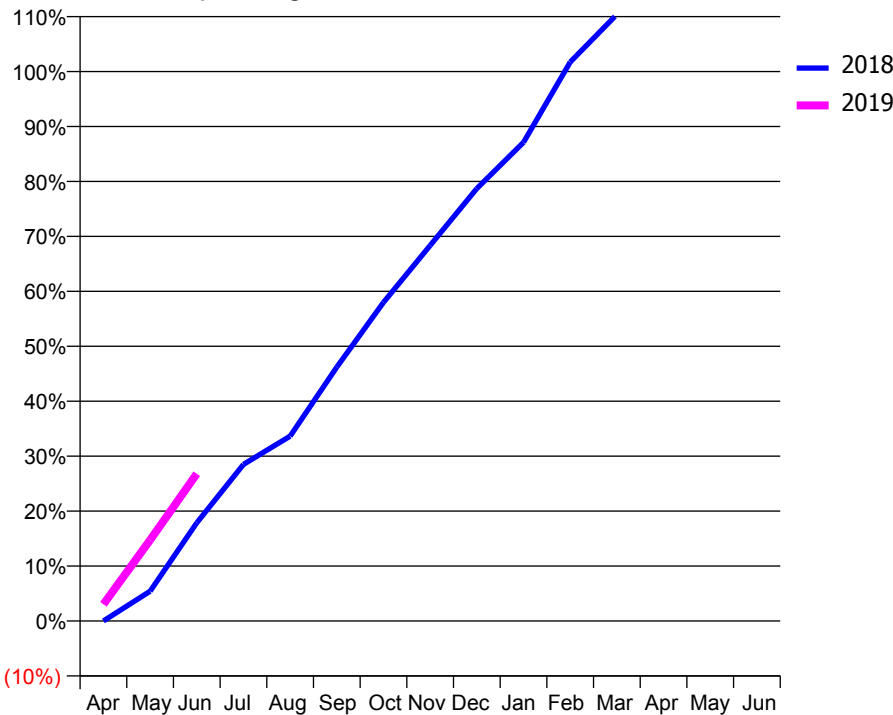
ACCESS*

Patients seen in 24 months	Total	Change since previous quarter
Quarter ending June 2017	958	
Quarter ending September 2017	974	→
Quarter ending December 2017	972	→
Quarter ending March 2018	964	→
Quarter ending June 2018	977	→
Variance since June 2017	2.0%	→



ACTIVITY

Cumulative percentage of contracted UDA delivered 2018 & 2019



Month	Adjusted Scheduled Activity (UDA)	
	2018	2019
April	0	45
May	80	218
June	264	396
July	421	
August	497	
September	683	
October	857	
November	1,010	
December	1,163	
January	1,287	
February	1,503	
March	1,631	
April	1,793	
May	1,809	
June	1,809	

QUALITY

	Quantity	Base Number	Contract	AT	Region	England
% of FP17s for the same patient ID Re-attending within 3 months - Children	1	52	1.9%	9.7%	11.0%	11.5%
% of FP17s for the same patient ID Re-attending within 3 months - Adults	10	158	6.3%	13.9%	15.3%	15.4%
% of FP17s for the same patient ID Re-attending between 3 & 9 months - Children	22	52	42.3%	61.6%	61.2%	58.9%
% of FP17s for the same patient ID Re-attending between 3 & 9 months - Adults	45	158	28.5%	53.5%	52.9%	51.6%
% of FP17s for Band 1 Urgent Courses	1	138	0.7%	9.8%	9.4%	8.9%
% of FP17s Relating to Free Repair or Replacements	0	138	0.0%	0.6%	0.7%	0.8%
% of FP17s Relating to Continuations	0	138	0.0%	0.9%	0.9%	0.9%
% of Patients satisfied with the dentistry they have received	1	1	N/A	92.3%	93.6%	93.2%
% of Patients satisfied with the time they had to wait for an appointment	1	1	N/A	89.2%	88.8%	88.8%

* This is based on patients treated on this contract for their most recent course of treatment. Figures in italics indicate the base number of FP17s or Patient Questionnaire responses are less than 100. N/A is shown where the base number of responses is less than 10 during the period. % is calculated as Quantity/Base number*100

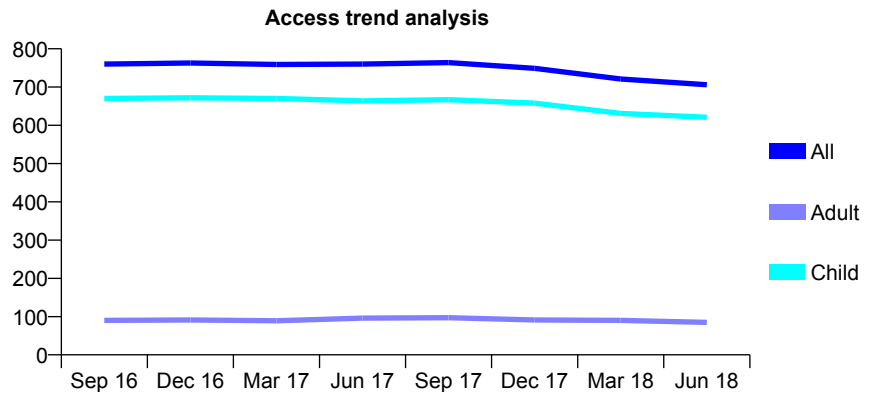
Q70 - Vital Signs At a Glance Contract Report for 326518/0001 - June 2018

Name or company name	MR KR BROWN
Contract type name	GDS Contract
Purpose of contract	General
Contract start date	01/04/2006
Contract end date	

18/19 Contracted general activity (UDA)	1,150
Carry forward general activity (UDA)	0
18/19 Contracted orthodontic activity (UOA)	0
Carry forward orthodontic activity (UOA)	0
Baseline contract value	£28,067.04

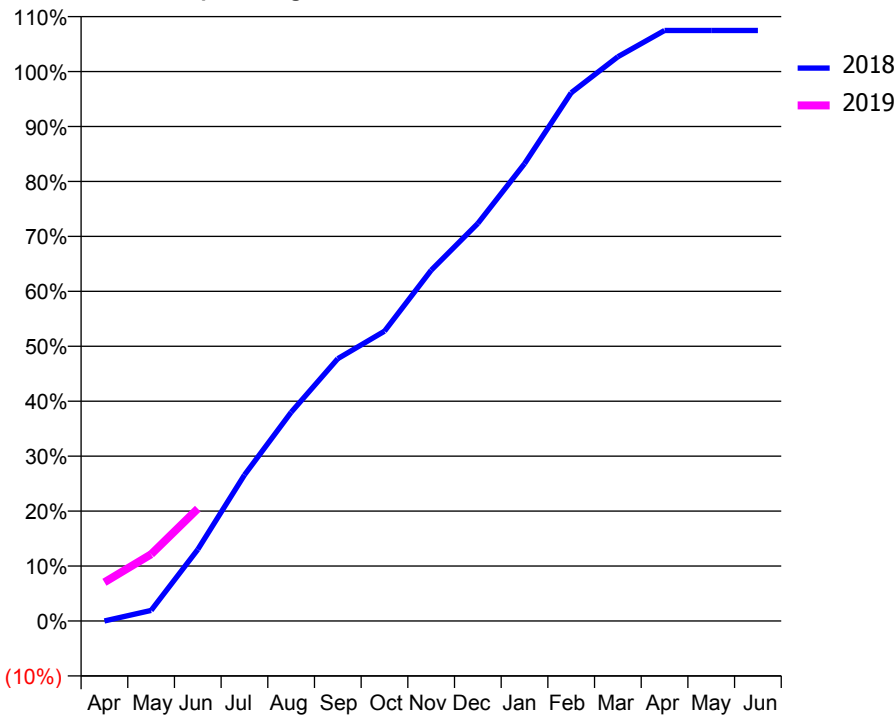
ACCESS*

Patients seen in 24 months	Total	Change since previous quarter
Quarter ending June 2017	760	
Quarter ending September 2017	764	→
Quarter ending December 2017	749	↓
Quarter ending March 2018	721	↓
Quarter ending June 2018	706	↓
Variance since June 2017	(7.1%)	↓



ACTIVITY

Cumulative percentage of contracted UDA delivered 2018 & 2019



Month	Adjusted Scheduled Activity (UDA)	
	2018	2019
April	0	81
May	22	140
June	150	235
July	306	
August	437	
September	549	
October	607	
November	734	
December	832	
January	957	
February	1,105	
March	1,181	
April	1,236	
May	1,236	
June	1,236	

QUALITY

	Quantity	Base Number	Contract	AT	Region	England
% of FP17s for the same patient ID Re-attending within 3 months - Children	11	206	5.3%	9.7%	11.0%	11.5%
% of FP17s for the same patient ID Re-attending within 3 months - Adults	1	9	<i>11.1%</i>	13.9%	15.3%	15.4%
% of FP17s for the same patient ID Re-attending between 3 & 9 months - Children	146	206	70.9%	61.6%	61.2%	58.9%
% of FP17s for the same patient ID Re-attending between 3 & 9 months - Adults	6	9	66.7%	53.5%	52.9%	51.6%
% of FP17s for Band 1 Urgent Courses	6	176	3.4%	9.8%	9.4%	8.9%
% of FP17s Relating to Free Repair or Replacements	0	176	0.0%	0.6%	0.7%	0.8%
% of FP17s Relating to Continuations	0	176	0.0%	0.9%	0.9%	0.9%
% of Patients satisfied with the dentistry they have received	1	1	N/A	92.3%	93.6%	93.2%
% of Patients satisfied with the time they had to wait for an appointment	1	1	N/A	89.2%	88.8%	88.8%

* This is based on patients treated on this contract for their most recent course of treatment. Figures in italics indicate the base number of FP17s or Patient Questionnaire responses are less than 100. N/A is shown where the base number of responses is less than 10 during the period. % is calculated as Quantity/Base number*100

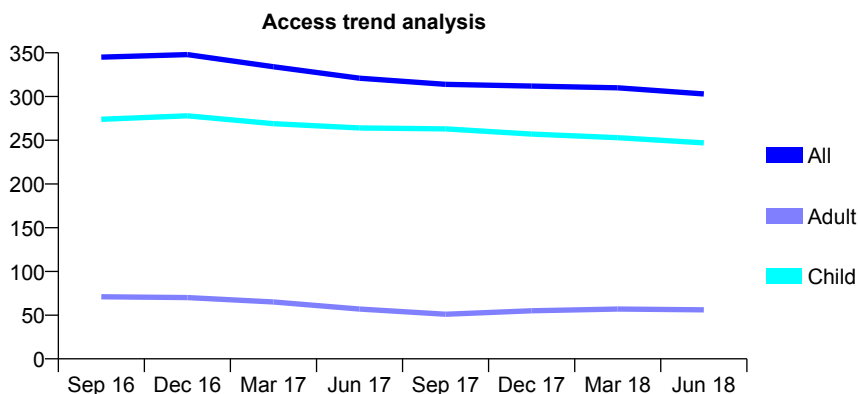
Q70 - Vital Signs At a Glance Contract Report for 328960/0001 - June 2018

Name or company name	MR SC BELFORD
Contract type name	GDS Contract
Purpose of contract	General and Orthodontic
Contract start date	01/04/2006
Contract end date	

18/19 Contracted general activity (UDA)	750
Carry forward general activity (UDA)	0
18/19 Contracted orthodontic activity (UOA)	0
Carry forward orthodontic activity (UOA)	0
Baseline contract value	£17,442.38

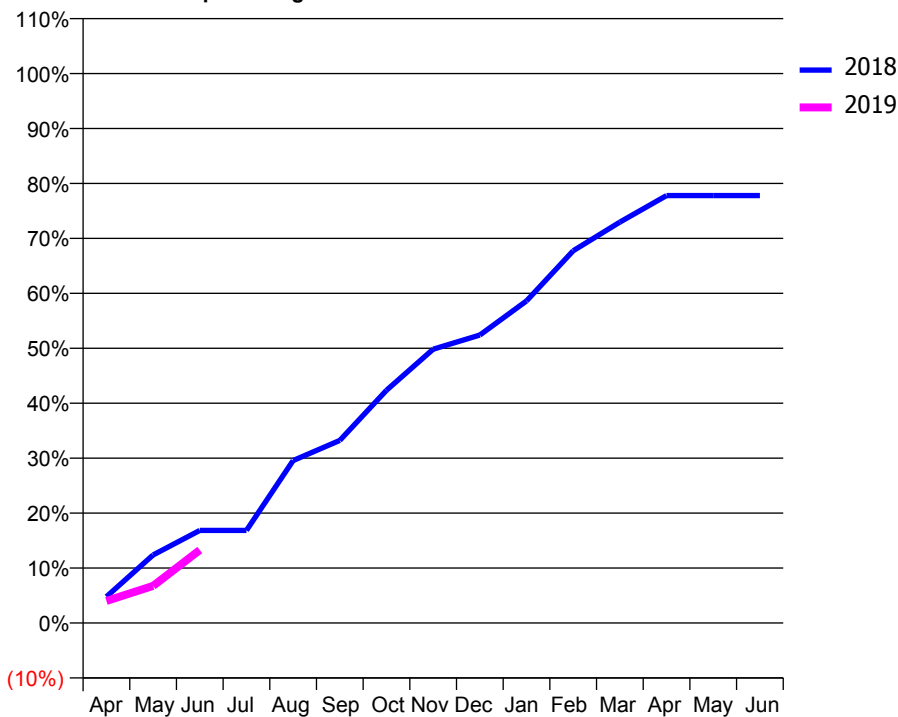
ACCESS*

Patients seen in 24 months	Total	Change since previous quarter
Quarter ending June 2017	321	
Quarter ending September 2017	314	↓
Quarter ending December 2017	312	→
Quarter ending March 2018	310	→
Quarter ending June 2018	303	↓
Variance since June 2017	(5.6%)	↓



ACTIVITY

Cumulative percentage of contracted UDA delivered 2018 & 2019



Adjusted Scheduled Activity (UDA)

Month	2018	2019
April	36	30
May	93	51
June	126	100
July	126	
August	222	
September	249	
October	318	
November	374	
December	393	
January	440	
February	508	
March	547	
April	583	
May	583	
June	583	

QUALITY

	Quantity	Base Number	Contract	AT	Region	England
% of FP17s for the same patient ID Re-attending within 3 months - Children	5	96	5.2%	9.7%	11.0%	11.5%
% of FP17s for the same patient ID Re-attending within 3 months - Adults	0	5	0.0%	13.9%	15.3%	15.4%
% of FP17s for the same patient ID Re-attending between 3 & 9 months - Children	60	96	62.5%	61.6%	61.2%	58.9%
% of FP17s for the same patient ID Re-attending between 3 & 9 months - Adults	4	5	80.0%	53.5%	52.9%	51.6%
% of FP17s for Band 1 Urgent Courses	3	79	3.8%	9.8%	9.4%	8.9%
% of FP17s Relating to Free Repair or Replacements	0	79	0.0%	0.6%	0.7%	0.8%
% of FP17s Relating to Continuations	0	79	0.0%	0.9%	0.9%	0.9%
% of Patients satisfied with the dentistry they have received	0	0	N/A	92.3%	93.6%	93.2%
% of Patients satisfied with the time they had to wait for an appointment	0	0	N/A	89.2%	88.8%	88.8%

* This is based on patients treated on this contract for their most recent course of treatment. Figures in italics indicate the base number of FP17s or Patient Questionnaire responses are less than 100. N/A is shown where the base number of responses is less than 10 during the period. % is calculated as Quantity/Base number*100

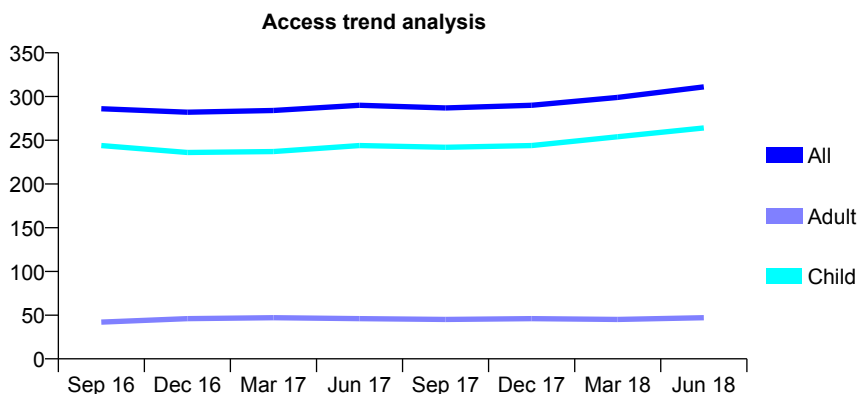
Q70 - Vital Signs At a Glance Contract Report for 331120/0001 - June 2018

Name or company name	MR GM WHITTINGHAM
Contract type name	GDS Contract
Purpose of contract	General
Contract start date	01/04/2006
Contract end date	

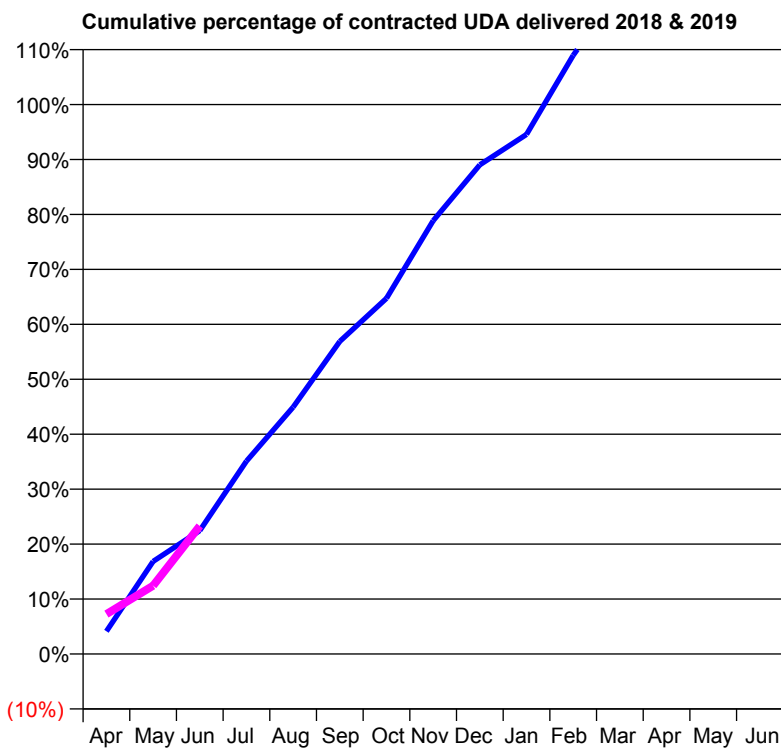
18/19 Contracted general activity (UDA)	470
Carry forward general activity (UDA)	0
18/19 Contracted orthodontic activity (UOA)	0
Carry forward orthodontic activity (UOA)	0
Baseline contract value	£10,779.31

ACCESS*

Patients seen in 24 months	Total	Change since previous quarter
Quarter ending June 2017	290	
Quarter ending September 2017	287	↓
Quarter ending December 2017	290	→
Quarter ending March 2018	299	↑
Quarter ending June 2018	311	↑
Variance since June 2017	7.2%	↑



ACTIVITY



Month	Adjusted Scheduled Activity (UDA)	
	2018	2019
April	19	34
May	79	58
June	106	110
July	165	
August	211	
September	267	
October	304	
November	371	
December	418	
January	444	
February	512	
March	568	
April	591	
May	591	
June	591	

QUALITY

	Quantity	Base Number	Contract	AT	Region	England
% of FP17s for the same patient ID Re-attending within 3 months - Children	3	101	3.0%	9.7%	11.0%	11.5%
% of FP17s for the same patient ID Re-attending within 3 months - Adults	1	7	14.3%	13.9%	15.3%	15.4%
% of FP17s for the same patient ID Re-attending between 3 & 9 months - Children	71	101	70.3%	61.6%	61.2%	58.9%
% of FP17s for the same patient ID Re-attending between 3 & 9 months - Adults	6	7	85.7%	53.5%	52.9%	51.6%
% of FP17s for Band 1 Urgent Courses	3	89	3.4%	9.8%	9.4%	8.9%
% of FP17s Relating to Free Repair or Replacements	0	89	0.0%	0.6%	0.7%	0.8%
% of FP17s Relating to Continuations	0	89	0.0%	0.9%	0.9%	0.9%
% of Patients satisfied with the dentistry they have received	0	0	N/A	92.3%	93.6%	93.2%
% of Patients satisfied with the time they had to wait for an appointment	0	0	N/A	89.2%	88.8%	88.8%

* This is based on patients treated on this contract for their most recent course of treatment. Figures in italics indicate the base number of FP17s or Patient Questionnaire responses are less than 100. N/A is shown where the base number of responses is less than 10 during the period. % is calculated as Quantity/Base number*100

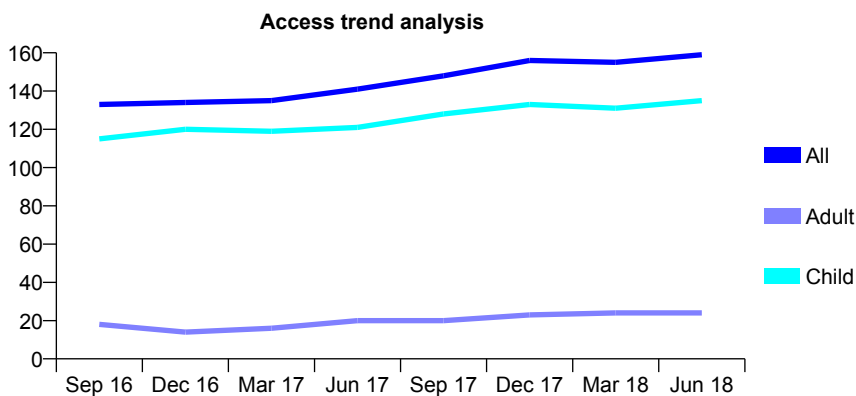
Q70 - Vital Signs At a Glance Contract Report for 338311/0001 - June 2018

Name or company name	MRS SC HALDERTHAY
Contract type name	GDS Contract
Purpose of contract	General
Contract start date	01/04/2006
Contract end date	

18/19 Contracted general activity (UDA)	300
Carry forward general activity (UDA)	0
18/19 Contracted orthodontic activity (UOA)	0
Carry forward orthodontic activity (UOA)	0
Baseline contract value	£6,834.04

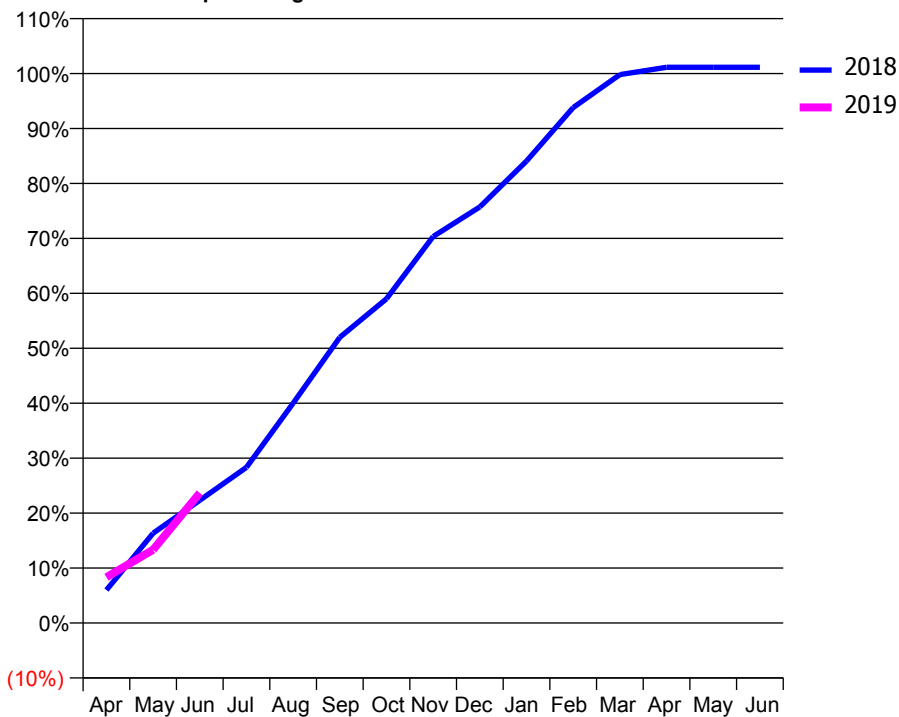
ACCESS*

Patients seen in 24 months	Total	Change since previous quarter
Quarter ending June 2017	141	
Quarter ending September 2017	148	↑
Quarter ending December 2017	156	↑
Quarter ending March 2018	155	→
Quarter ending June 2018	159	↑
Variance since June 2017	12.8%	↑



ACTIVITY

Cumulative percentage of contracted UDA delivered 2018 & 2019



Adjusted Scheduled Activity (UDA)

Month	2018	2019
April	18	25
May	49	40
June	67	71
July	85	
August	120	
September	156	
October	177	
November	211	
December	227	
January	252	
February	281	
March	299	
April	303	
May	303	
June	303	

QUALITY

	Quantity	Base Number	Contract	AT	Region	England
% of FP17s for the same patient ID Re-attending within 3 months - Children	2	59	3.4%	9.7%	11.0%	11.5%
% of FP17s for the same patient ID Re-attending within 3 months - Adults	0	4	0.0%	13.9%	15.3%	15.4%
% of FP17s for the same patient ID Re-attending between 3 & 9 months - Children	48	59	81.4%	61.6%	61.2%	58.9%
% of FP17s for the same patient ID Re-attending between 3 & 9 months - Adults	3	4	75.0%	53.5%	52.9%	51.6%
% of FP17s for Band 1 Urgent Courses	0	61	0.0%	9.8%	9.4%	8.9%
% of FP17s Relating to Free Repair or Replacements	0	61	0.0%	0.6%	0.7%	0.8%
% of FP17s Relating to Continuations	2	61	3.3%	0.9%	0.9%	0.9%
% of Patients satisfied with the dentistry they have received	0	0	N/A	92.3%	93.6%	93.2%
% of Patients satisfied with the time they had to wait for an appointment	0	0	N/A	89.2%	88.8%	88.8%

* This is based on patients treated on this contract for their most recent course of treatment. Figures in italics indicate the base number of FP17s or Patient Questionnaire responses are less than 100. N/A is shown where the base number of responses is less than 10 during the period. % is calculated as Quantity/Base number*100

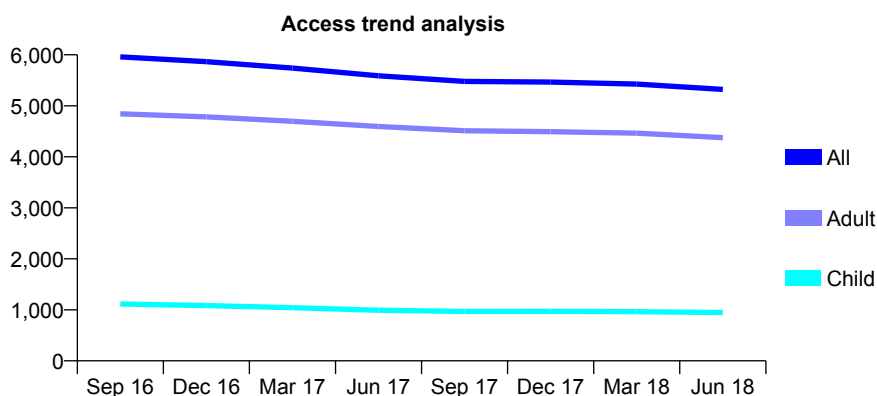
Q70 - Vital Signs At a Glance Contract Report for 338974/0001 - June 2018

Name or company name	MRS M HOOKINGS
Contract type name	GDS Contract
Purpose of contract	General
Contract start date	01/04/2006
Contract end date	

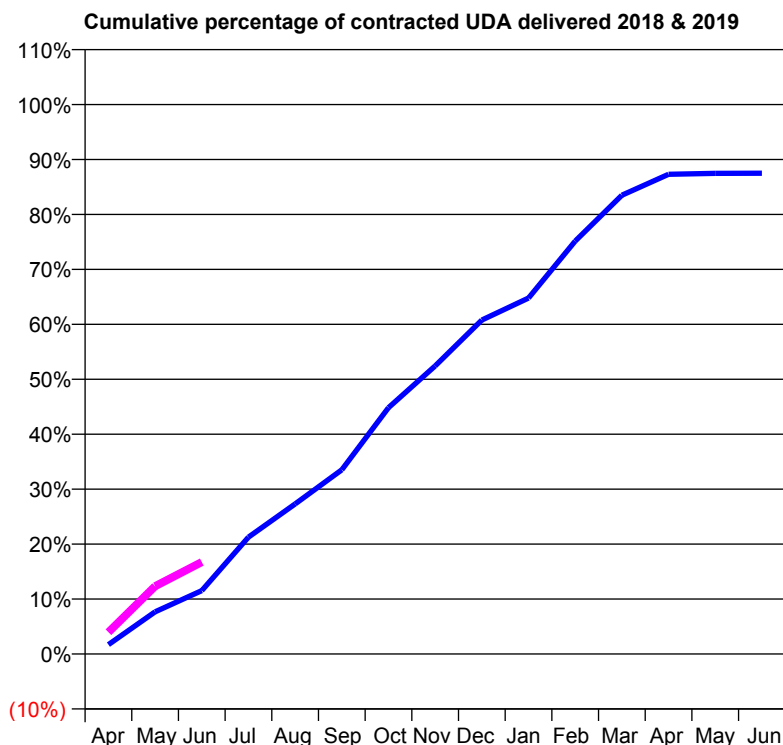
18/19 Contracted general activity (UDA)	17,000
Carry forward general activity (UDA)	0
18/19 Contracted orthodontic activity (UOA)	0
Carry forward orthodontic activity (UOA)	0
Baseline contract value	£493,444.02

ACCESS*

Patients seen in 24 months	Total	Change since previous quarter
Quarter ending June 2017	5,589	
Quarter ending September 2017	5,479	↓
Quarter ending December 2017	5,466	→
Quarter ending March 2018	5,427	→
Quarter ending June 2018	5,322	↓
Variance since June 2017	(4.8%)	↓



ACTIVITY



Month	Adjusted Scheduled Activity (UDA)	
	2018	2019
April	290	674
May	1,307	2,097
June	1,960	2,846
July	3,616	
August	4,645	
September	5,699	
October	7,620	
November	8,915	
December	10,331	
January	11,012	
February	12,776	
March	14,191	
April	14,841	
May	14,871	
June	14,872	

QUALITY

	Quantity	Base Number	Contract	AT	Region	England
% of FP17s for the same patient ID Re-attending within 3 months - Children	24	343	7.0%	9.7%	11.0%	11.5%
% of FP17s for the same patient ID Re-attending within 3 months - Adults	182	1,312	13.9%	13.9%	15.3%	15.4%
% of FP17s for the same patient ID Re-attending between 3 & 9 months - Children	235	343	68.5%	61.6%	61.2%	58.9%
% of FP17s for the same patient ID Re-attending between 3 & 9 months - Adults	741	1,312	56.5%	53.5%	52.9%	51.6%
% of FP17s for Band 1 Urgent Courses	107	1,364	7.8%	9.8%	9.4%	8.9%
% of FP17s Relating to Free Repair or Replacements	26	1,364	1.9%	0.6%	0.7%	0.8%
% of FP17s Relating to Continuations	13	1,364	1.0%	0.9%	0.9%	0.9%
% of Patients satisfied with the dentistry they have received	4	4	N/A	92.3%	93.6%	93.2%
% of Patients satisfied with the time they had to wait for an appointment	4	4	N/A	89.2%	88.8%	88.8%

* This is based on patients treated on this contract for their most recent course of treatment. Figures in italics indicate the base number of FP17s or Patient Questionnaire responses are less than 100. N/A is shown where the base number of responses is less than 10 during the period. % is calculated as Quantity/Base number*100

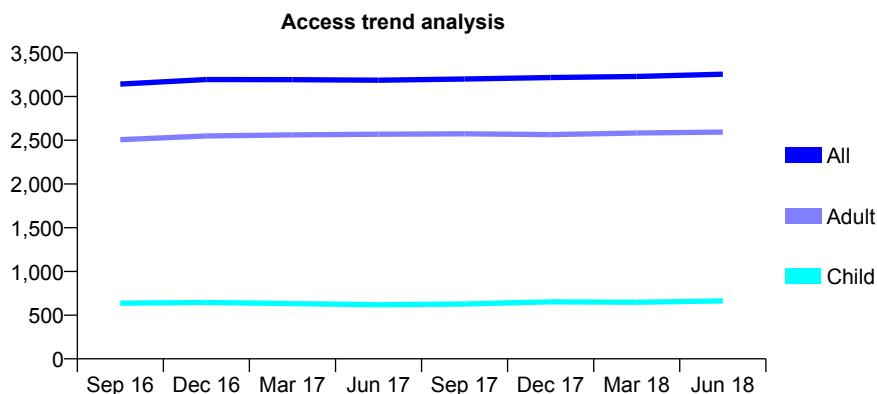
Q70 - Vital Signs At a Glance Contract Report for 339229/0001 - June 2018

Name or company name	MR BS KALSI
Contract type name	GDS Contract
Purpose of contract	General
Contract start date	29/07/2006
Contract end date	

18/19 Contracted general activity (UDA)	8,881
Carry forward general activity (UDA)	0
18/19 Contracted orthodontic activity (UOA)	0
Carry forward orthodontic activity (UOA)	0
Baseline contract value	£216,265.24

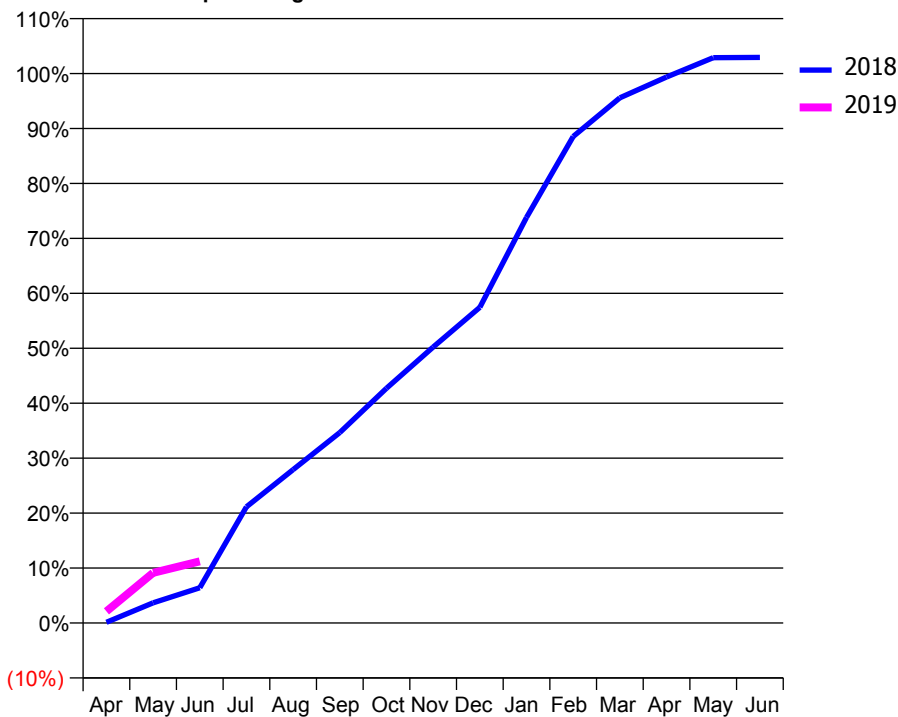
ACCESS*

Patients seen in 24 months	Total	Change since previous quarter
Quarter ending June 2017	3,187	
Quarter ending September 2017	3,201	→
Quarter ending December 2017	3,217	→
Quarter ending March 2018	3,229	→
Quarter ending June 2018	3,255	→
Variance since June 2017	2.1%	↑



ACTIVITY

Cumulative percentage of contracted UDA delivered 2018 & 2019



Month	Adjusted Scheduled Activity (UDA)	
	2018	2019
April	12	189
May	327	811
June	570	996
July	1,879	
August	2,479	
September	3,079	
October	3,795	
November	4,460	
December	5,102	
January	6,555	
February	7,864	
March	8,487	
April	8,824	
May	9,137	
June	9,140	

QUALITY

	Quantity	Base Number	Contract	AT	Region	England
% of FP17s for the same patient ID Re-attending within 3 months - Children	9	164	5.5%	9.7%	11.0%	11.5%
% of FP17s for the same patient ID Re-attending within 3 months - Adults	103	769	13.4%	13.9%	15.3%	15.4%
% of FP17s for the same patient ID Re-attending between 3 & 9 months - Children	111	164	67.7%	61.6%	61.2%	58.9%
% of FP17s for the same patient ID Re-attending between 3 & 9 months - Adults	453	769	58.9%	53.5%	52.9%	51.6%
% of FP17s for Band 1 Urgent Courses	62	567	10.9%	9.8%	9.4%	8.9%
% of FP17s Relating to Free Repair or Replacements	5	567	0.9%	0.6%	0.7%	0.8%
% of FP17s Relating to Continuations	1	567	0.2%	0.9%	0.9%	0.9%
% of Patients satisfied with the dentistry they have received	5	6	N/A	92.3%	93.6%	93.2%
% of Patients satisfied with the time they had to wait for an appointment	6	6	N/A	89.2%	88.8%	88.8%

* This is based on patients treated on this contract for their most recent course of treatment. Figures in italics indicate the base number of FP17s or Patient Questionnaire responses are less than 100. N/A is shown where the base number of responses is less than 10 during the period. % is calculated as Quantity/Base number*100

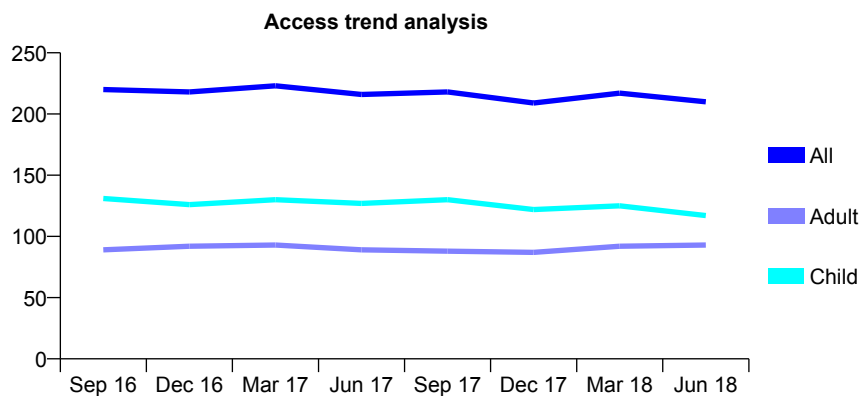
Q70 - Vital Signs At a Glance Contract Report for 341789/0001 - June 2018

Name or company name	MR RH FARRANT
Contract type name	GDS Contract
Purpose of contract	General
Contract start date	01/04/2006
Contract end date	

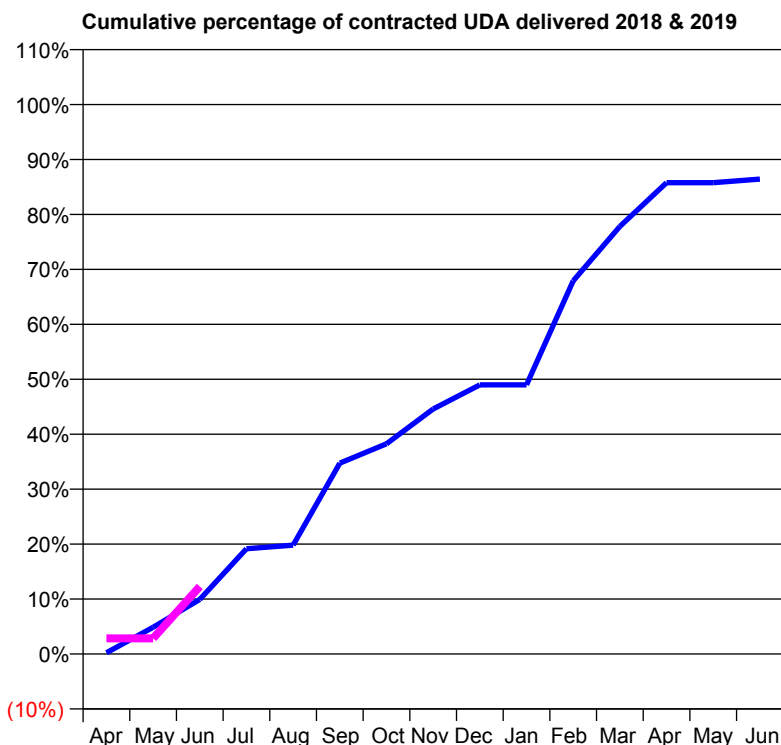
18/19 Contracted general activity (UDA)	457
Carry forward general activity (UDA)	0
18/19 Contracted orthodontic activity (UOA)	0
Carry forward orthodontic activity (UOA)	0
Baseline contract value	£9,751.49

ACCESS*

Patients seen in 24 months	Total	Change since previous quarter
Quarter ending June 2017	216	
Quarter ending September 2017	218	→
Quarter ending December 2017	209	↓
Quarter ending March 2018	217	↑
Quarter ending June 2018	210	↓
Variance since June 2017	(2.8%)	↓



ACTIVITY



Month	Adjusted Scheduled Activity (UDA)	
	2018	2019
April	1	13
May	22	13
June	45	56
July	88	
August	91	
September	159	
October	175	
November	204	
December	224	
January	224	
February	310	
March	356	
April	392	
May	392	
June	395	

QUALITY

	Quantity	Base Number	Contract	AT	Region	England
% of FP17s for the same patient ID Re-attending within 3 months - Children	2	32	6.3%	9.7%	11.0%	11.5%
% of FP17s for the same patient ID Re-attending within 3 months - Adults	2	41	4.9%	13.9%	15.3%	15.4%
% of FP17s for the same patient ID Re-attending between 3 & 9 months - Children	23	32	71.9%	61.6%	61.2%	58.9%
% of FP17s for the same patient ID Re-attending between 3 & 9 months - Adults	31	41	75.6%	53.5%	52.9%	51.6%
% of FP17s for Band 1 Urgent Courses	1	48	2.1%	9.8%	9.4%	8.9%
% of FP17s Relating to Free Repair or Replacements	0	48	0.0%	0.6%	0.7%	0.8%
% of FP17s Relating to Continuations	0	48	0.0%	0.9%	0.9%	0.9%
% of Patients satisfied with the dentistry they have received	0	0	N/A	92.3%	93.6%	93.2%
% of Patients satisfied with the time they had to wait for an appointment	0	0	N/A	89.2%	88.8%	88.8%

* This is based on patients treated on this contract for their most recent course of treatment. Figures in italics indicate the base number of FP17s or Patient Questionnaire responses are less than 100. N/A is shown where the base number of responses is less than 10 during the period. % is calculated as Quantity/Base number*100

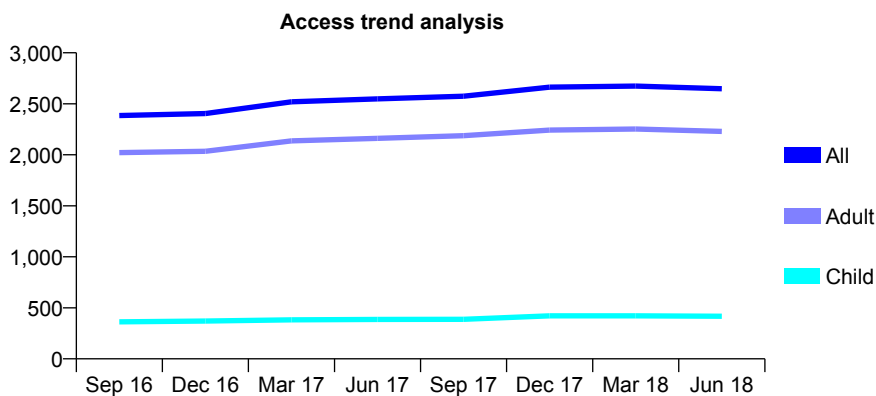
Q70 - Vital Signs At a Glance Contract Report for 342882/0001 - June 2018

Name or company name	MR AM SOUHANI
Contract type name	GDS Contract
Purpose of contract	General
Contract start date	01/04/2006
Contract end date	

18/19 Contracted general activity (UDA)	8,076
Carry forward general activity (UDA)	0
18/19 Contracted orthodontic activity (UOA)	0
Carry forward orthodontic activity (UOA)	0
Baseline contract value	£236,746.44

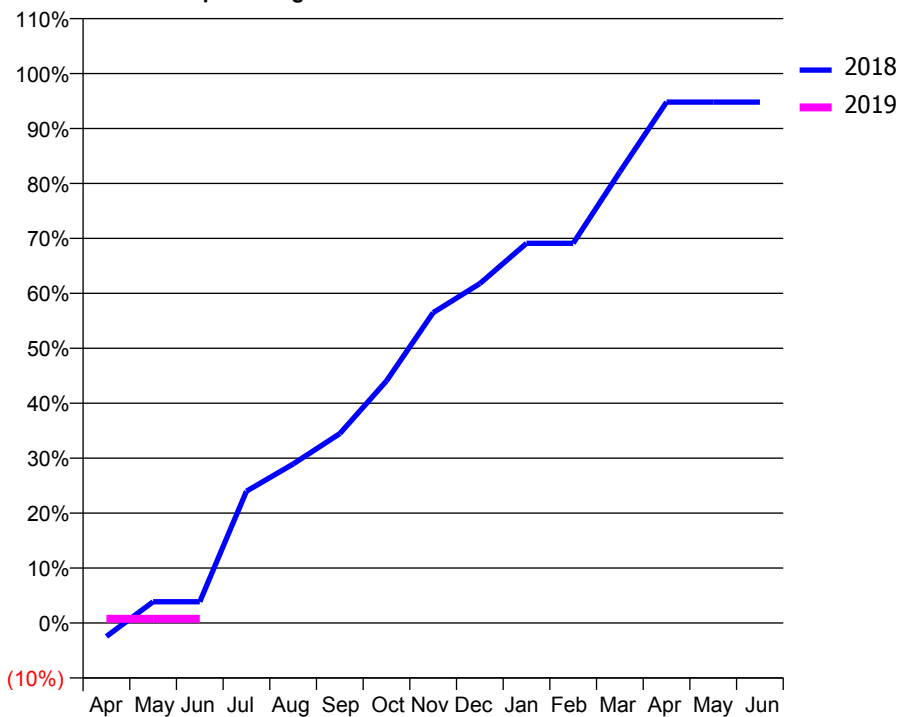
ACCESS*

Patients seen in 24 months	Total	Change since previous quarter
Quarter ending June 2017	2,548	
Quarter ending September 2017	2,575	→
Quarter ending December 2017	2,664	↑
Quarter ending March 2018	2,674	→
Quarter ending June 2018	2,648	→
Variance since June 2017	3.9%	↑



ACTIVITY

Cumulative percentage of contracted UDA delivered 2018 & 2019



Adjusted Scheduled Activity (UDA)

Month	2018	2019
April	-198	61
May	313	61
June	313	61
July	1,936	
August	2,338	
September	2,784	
October	3,558	
November	4,561	
December	4,990	
January	5,580	
February	5,580	
March	6,632	
April	7,657	
May	7,657	
June	7,657	

QUALITY

	Quantity	Base Number	Contract	AT	Region	England
% of FP17s for the same patient ID Re-attending within 3 months - Children	4	72	5.6%	9.7%	11.0%	11.5%
% of FP17s for the same patient ID Re-attending within 3 months - Adults	41	406	10.1%	13.9%	15.3%	15.4%
% of FP17s for the same patient ID Re-attending between 3 & 9 months - Children	35	72	48.6%	61.6%	61.2%	58.9%
% of FP17s for the same patient ID Re-attending between 3 & 9 months - Adults	257	406	63.3%	53.5%	52.9%	51.6%
% of FP17s for Band 1 Urgent Courses	1	32	3.1%	9.8%	9.4%	8.9%
% of FP17s Relating to Free Repair or Replacements	3	32	9.4%	0.6%	0.7%	0.8%
% of FP17s Relating to Continuations	1	32	3.1%	0.9%	0.9%	0.9%
% of Patients satisfied with the dentistry they have received	14	16	87.5%	92.3%	93.6%	93.2%
% of Patients satisfied with the time they had to wait for an appointment	15	16	93.8%	89.2%	88.8%	88.8%

* This is based on patients treated on this contract for their most recent course of treatment. Figures in italics indicate the base number of FP17s or Patient Questionnaire responses are less than 100. N/A is shown where the base number of responses is less than 10 during the period. % is calculated as Quantity/Base number*100

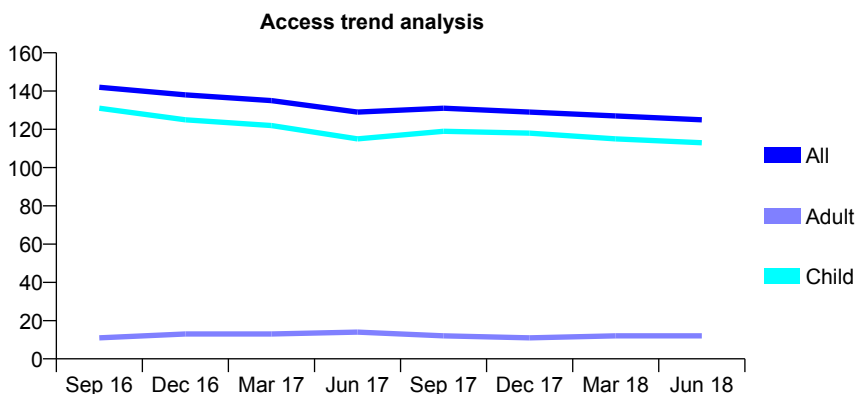
Q70 - Vital Signs At a Glance Contract Report for 346128/0001 - June 2018

Name or company name	MS A BENEKE
Contract type name	GDS Contract
Purpose of contract	General
Contract start date	01/04/2006
Contract end date	

18/19 Contracted general activity (UDA)	258
Carry forward general activity (UDA)	0
18/19 Contracted orthodontic activity (UOA)	0
Carry forward orthodontic activity (UOA)	0
Baseline contract value	£5,246.62

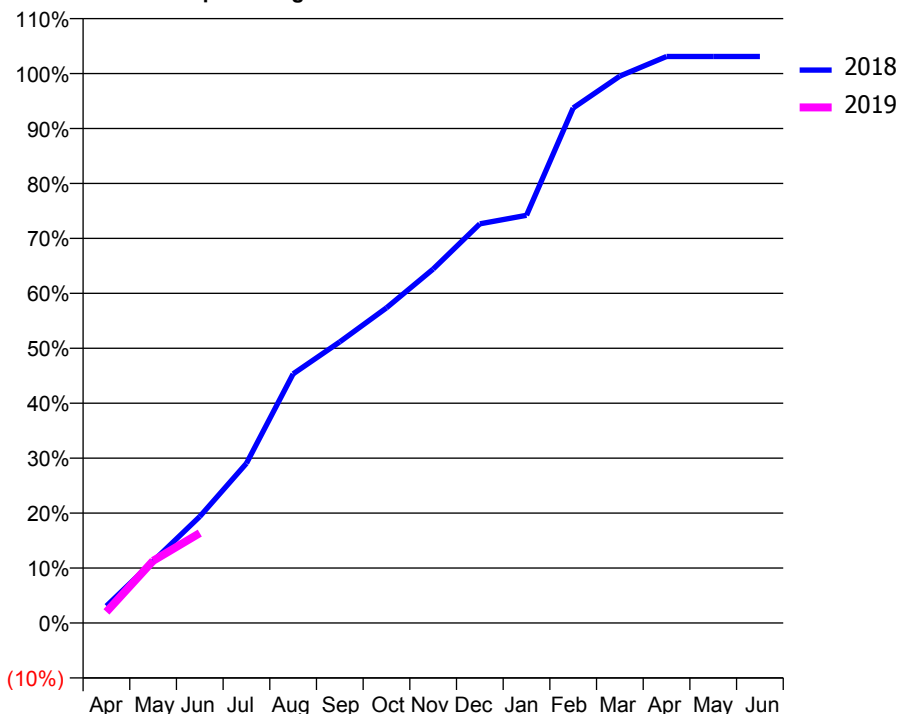
ACCESS*

Patients seen in 24 months	Total	Change since previous quarter
Quarter ending June 2017	129	
Quarter ending September 2017	131	→
Quarter ending December 2017	129	↓
Quarter ending March 2018	127	↓
Quarter ending June 2018	125	↓
Variance since June 2017	(3.1%)	↓



ACTIVITY

Cumulative percentage of contracted UDA delivered 2018 & 2019



Adjusted Scheduled Activity (UDA)

Month	2018	2019
April	8	5
May	29	29
June	50	42
July	75	
August	117	
September	132	
October	148	
November	166	
December	187	
January	191	
February	242	
March	257	
April	266	
May	266	
June	266	

QUALITY

	Quantity	Base Number	Contract	AT	Region	England
% of FP17s for the same patient ID Re-attending within 3 months - Children	4	37	10.8%	9.7%	11.0%	11.5%
% of FP17s for the same patient ID Re-attending within 3 months - Adults	0	0	N/A	13.9%	15.3%	15.4%
% of FP17s for the same patient ID Re-attending between 3 & 9 months - Children	24	37	64.9%	61.6%	61.2%	58.9%
% of FP17s for the same patient ID Re-attending between 3 & 9 months - Adults	0	0	N/A	53.5%	52.9%	51.6%
% of FP17s for Band 1 Urgent Courses	1	32	3.1%	9.8%	9.4%	8.9%
% of FP17s Relating to Free Repair or Replacements	0	32	0.0%	0.6%	0.7%	0.8%
% of FP17s Relating to Continuations	0	32	0.0%	0.9%	0.9%	0.9%
% of Patients satisfied with the dentistry they have received	0	0	N/A	92.3%	93.6%	93.2%
% of Patients satisfied with the time they had to wait for an appointment	0	0	N/A	89.2%	88.8%	88.8%

* This is based on patients treated on this contract for their most recent course of treatment. Figures in italics indicate the base number of FP17s or Patient Questionnaire responses are less than 100. N/A is shown where the base number of responses is less than 10 during the period. % is calculated as Quantity/Base number*100

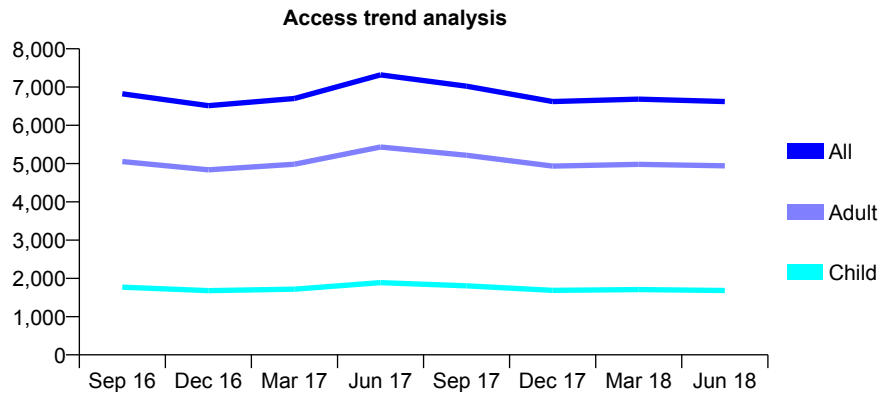
Q70 - Vital Signs At a Glance Contract Report for 352829/0001 - June 2018

Name or company name	MS MD BALACHANDRA
Contract type name	GDS Contract
Purpose of contract	General
Contract start date	28/02/2007
Contract end date	

18/19 Contracted general activity (UDA)	20,937
Carry forward general activity (UDA)	0
18/19 Contracted orthodontic activity (UOA)	0
Carry forward orthodontic activity (UOA)	0
Baseline contract value	£518,636.40

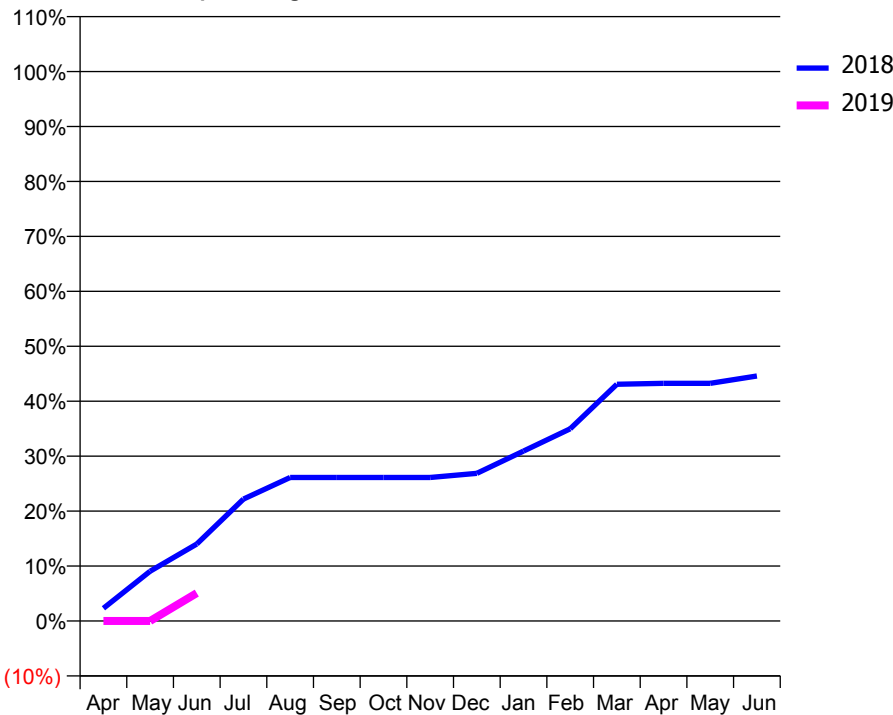
ACCESS*

Patients seen in 24 months	Total	Change since previous quarter
Quarter ending June 2017	7,320	
Quarter ending September 2017	7,021	↓
Quarter ending December 2017	6,621	↓
Quarter ending March 2018	6,685	→
Quarter ending June 2018	6,621	→
Variance since June 2017	(9.5%)	↓



ACTIVITY

Cumulative percentage of contracted UDA delivered 2018 & 2019



Month	Adjusted Scheduled Activity (UDA)	
	2018	2019
April	484	0
May	1,900	0
June	2,933	1,062
July	4,649	
August	5,470	
September	5,470	
October	5,470	
November	5,470	
December	5,628	
January	6,475	
February	7,325	
March	9,019	
April	9,056	
May	9,056	
June	9,336	

QUALITY

	Quantity	Base Number	Contract	AT	Region	England
% of FP17s for the same patient ID Re-attending within 3 months - Children	41	621	6.6%	9.7%	11.0%	11.5%
% of FP17s for the same patient ID Re-attending within 3 months - Adults	235	1,687	13.9%	13.9%	15.3%	15.4%
% of FP17s for the same patient ID Re-attending between 3 & 9 months - Children	324	621	52.2%	61.6%	61.2%	58.9%
% of FP17s for the same patient ID Re-attending between 3 & 9 months - Adults	878	1,687	52.0%	53.5%	52.9%	51.6%
% of FP17s for Band 1 Urgent Courses	48	541	8.9%	9.8%	9.4%	8.9%
% of FP17s Relating to Free Repair or Replacements	5	541	0.9%	0.6%	0.7%	0.8%
% of FP17s Relating to Continuations	2	541	0.4%	0.9%	0.9%	0.9%
% of Patients satisfied with the dentistry they have received	5	5	N/A	92.3%	93.6%	93.2%
% of Patients satisfied with the time they had to wait for an appointment	4	5	N/A	89.2%	88.8%	88.8%

* This is based on patients treated on this contract for their most recent course of treatment. Figures in italics indicate the base number of FP17s or Patient Questionnaire responses are less than 100. N/A is shown where the base number of responses is less than 10 during the period. % is calculated as Quantity/Base number*100

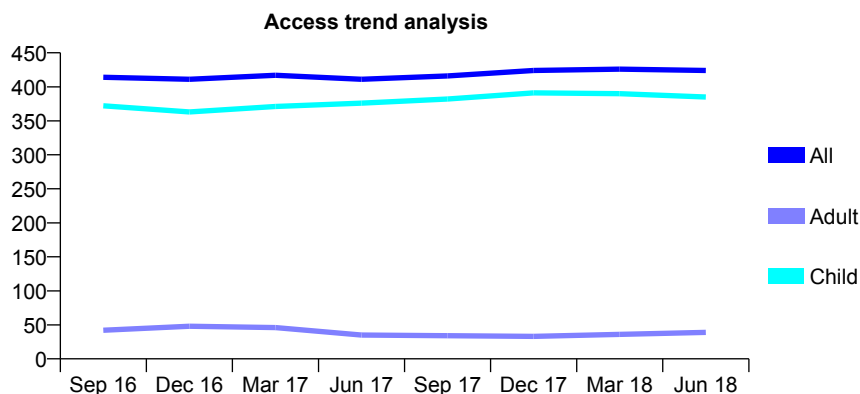
Q70 - Vital Signs At a Glance Contract Report for 353280/0001 - June 2018

Name or company name	MR L GRAHAM
Contract type name	GDS Contract
Purpose of contract	General
Contract start date	01/04/2006
Contract end date	

18/19 Contracted general activity (UDA)	831
Carry forward general activity (UDA)	0
18/19 Contracted orthodontic activity (UOA)	0
Carry forward orthodontic activity (UOA)	0
Baseline contract value	£19,121.31

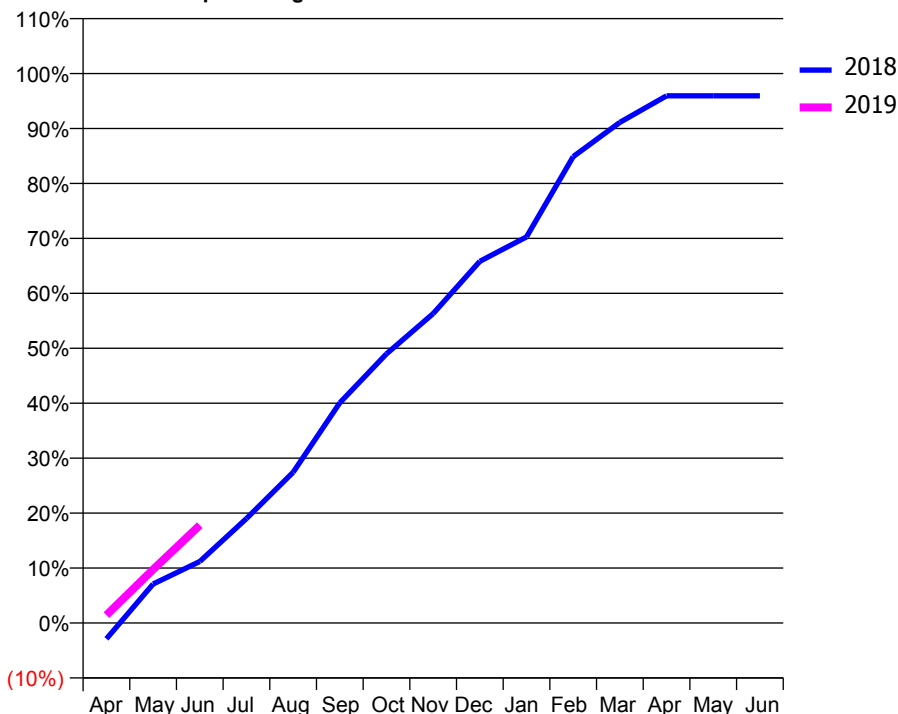
ACCESS*

Patients seen in 24 months	Total	Change since previous quarter
Quarter ending June 2017	411	
Quarter ending September 2017	416	→
Quarter ending December 2017	424	→
Quarter ending March 2018	426	→
Quarter ending June 2018	424	→
Variance since June 2017	3.2%	↑



ACTIVITY

Cumulative percentage of contracted UDA delivered 2018 & 2019



Adjusted Scheduled Activity (UDA)		
Month	2018	2019
April	-24	12
May	59	81
June	93	148
July	158	
August	228	
September	333	
October	407	
November	468	
December	547	
January	584	
February	705	
March	757	
April	797	
May	797	
June	797	

QUALITY

	Quantity	Base Number	Contract	AT	Region	England
% of FP17s for the same patient ID Re-attending within 3 months - Children	7	136	5.1%	9.7%	11.0%	11.5%
% of FP17s for the same patient ID Re-attending within 3 months - Adults	0	5	0.0%	13.9%	15.3%	15.4%
% of FP17s for the same patient ID Re-attending between 3 & 9 months - Children	90	136	66.2%	61.6%	61.2%	58.9%
% of FP17s for the same patient ID Re-attending between 3 & 9 months - Adults	4	5	80.0%	53.5%	52.9%	51.6%
% of FP17s for Band 1 Urgent Courses	0	117	0.0%	9.8%	9.4%	8.9%
% of FP17s Relating to Free Repair or Replacements	0	117	0.0%	0.6%	0.7%	0.8%
% of FP17s Relating to Continuations	3	117	2.6%	0.9%	0.9%	0.9%
% of Patients satisfied with the dentistry they have received	0	0	N/A	92.3%	93.6%	93.2%
% of Patients satisfied with the time they had to wait for an appointment	0	0	N/A	89.2%	88.8%	88.8%

* This is based on patients treated on this contract for their most recent course of treatment. Figures in italics indicate the base number of FP17s or Patient Questionnaire responses are less than 100. N/A is shown where the base number of responses is less than 10 during the period. % is calculated as Quantity/Base number*100

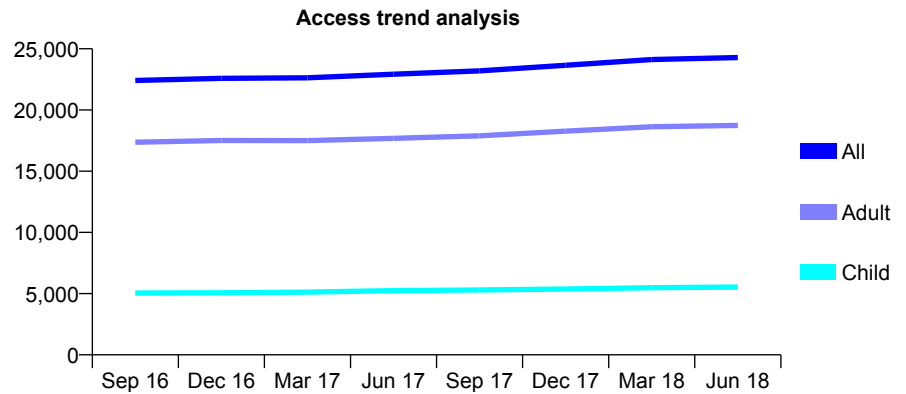
Q70 - Vital Signs At a Glance Contract Report for 353302/0005 - June 2018

Name or company name	MRS A BROGAN
Contract type name	GDS Contract
Purpose of contract	General
Contract start date	01/09/2009
Contract end date	

18/19 Contracted general activity (UDA)	63,987
Carry forward general activity (UDA)	0
18/19 Contracted orthodontic activity (UOA)	0
Carry forward orthodontic activity (UOA)	0
Baseline contract value	£1,777,673.83

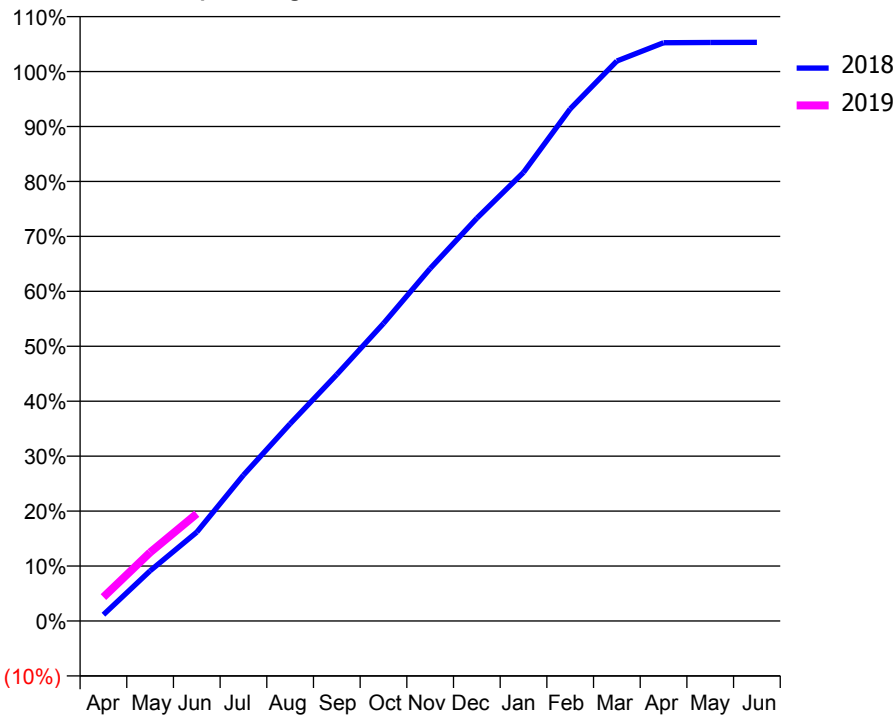
ACCESS*

Patients seen in 24 months	Total	Change since previous quarter
Quarter ending June 2017	22,928	
Quarter ending September 2017	23,198	→
Quarter ending December 2017	23,654	→
Quarter ending March 2018	24,122	→
Quarter ending June 2018	24,283	→
Variance since June 2017	5.9%	↑



ACTIVITY

Cumulative percentage of contracted UDA delivered 2018 & 2019



Month	Adjusted Scheduled Activity (UDA)	
	2018	2019
April	735	2,793
May	5,850	7,988
June	10,351	12,492
July	16,998	
August	22,969	
September	28,697	
October	34,652	
November	41,040	
December	46,899	
January	52,239	
February	59,636	
March	65,215	
April	67,343	
May	67,366	
June	67,378	

QUALITY

	Quantity	Base Number	Contract	AT	Region	England
% of FP17s for the same patient ID Re-attending within 3 months - Children	212	2,010	10.5%	9.7%	11.0%	11.5%
% of FP17s for the same patient ID Re-attending within 3 months - Adults	994	5,622	17.7%	13.9%	15.3%	15.4%
% of FP17s for the same patient ID Re-attending between 3 & 9 months - Children	1,196	2,010	59.5%	61.6%	61.2%	58.9%
% of FP17s for the same patient ID Re-attending between 3 & 9 months - Adults	2,491	5,622	44.3%	53.5%	52.9%	51.6%
% of FP17s for Band 1 Urgent Courses	1,657	6,590	25.1%	9.8%	9.4%	8.9%
% of FP17s Relating to Free Repair or Replacements	20	6,590	0.3%	0.6%	0.7%	0.8%
% of FP17s Relating to Continuations	16	6,590	0.2%	0.9%	0.9%	0.9%
% of Patients satisfied with the dentistry they have received	10	11	90.9%	92.3%	93.6%	93.2%
% of Patients satisfied with the time they had to wait for an appointment	10	11	90.9%	89.2%	88.8%	88.8%

* This is based on patients treated on this contract for their most recent course of treatment. Figures in italics indicate the base number of FP17s or Patient Questionnaire responses are less than 100. N/A is shown where the base number of responses is less than 10 during the period. % is calculated as Quantity/Base number*100

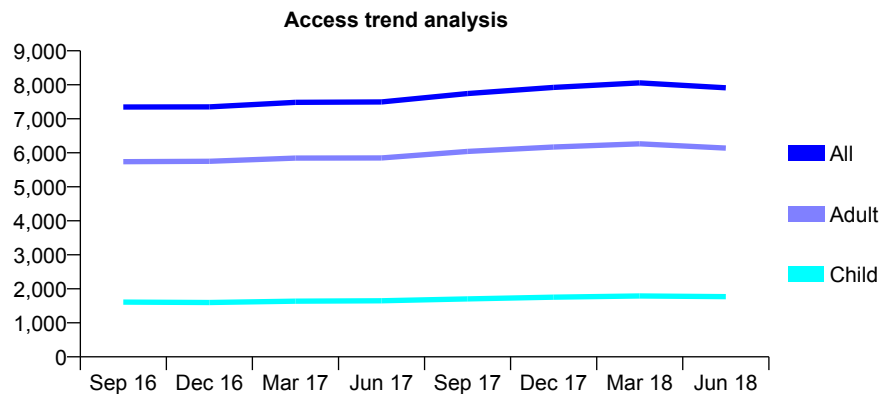
Q70 - Vital Signs At a Glance Contract Report for 353663/0001 - June 2018

Name or company name	Dr G Papoutsis & Dr A Brogan
Contract type name	GDS Contract
Purpose of contract	General
Contract start date	01/04/2006
Contract end date	

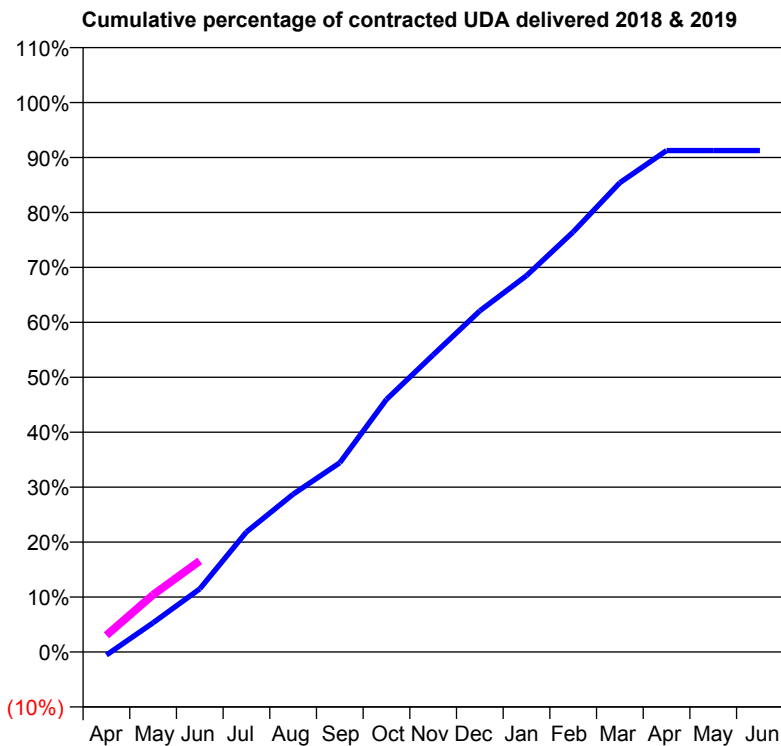
18/19 Contracted general activity (UDA)	23,490
Carry forward general activity (UDA)	0
18/19 Contracted orthodontic activity (UOA)	0
Carry forward orthodontic activity (UOA)	0
Baseline contract value	£699,170.10

ACCESS*

Patients seen in 24 months	Total	Change since previous quarter
Quarter ending June 2017	7,498	
Quarter ending September 2017	7,743	↑
Quarter ending December 2017	7,925	↑
Quarter ending March 2018	8,055	→
Quarter ending June 2018	7,912	↓
Variance since June 2017	5.5%	↑



ACTIVITY



Month	Adjusted Scheduled Activity (UDA)	
	2018	2019
April	-132	718
May	1,254	2,446
June	2,701	3,893
July	5,132	
August	6,749	
September	8,091	
October	10,801	
November	12,704	
December	14,582	
January	16,088	
February	17,957	
March	20,060	
April	21,437	
May	21,438	
June	21,438	

QUALITY

	Quantity	Base Number	Contract	AT	Region	England
% of FP17s for the same patient ID Re-attending within 3 months - Children	27	568	4.8%	9.7%	11.0%	11.5%
% of FP17s for the same patient ID Re-attending within 3 months - Adults	193	1,913	10.1%	13.9%	15.3%	15.4%
% of FP17s for the same patient ID Re-attending between 3 & 9 months - Children	359	568	63.2%	61.6%	61.2%	58.9%
% of FP17s for the same patient ID Re-attending between 3 & 9 months - Adults	1,158	1,913	60.5%	53.5%	52.9%	51.6%
% of FP17s for Band 1 Urgent Courses	72	1,903	3.8%	9.8%	9.4%	8.9%
% of FP17s Relating to Free Repair or Replacements	17	1,903	0.9%	0.6%	0.7%	0.8%
% of FP17s Relating to Continuations	28	1,903	1.5%	0.9%	0.9%	0.9%
% of Patients satisfied with the dentistry they have received	10	11	90.9%	92.3%	93.6%	93.2%
% of Patients satisfied with the time they had to wait for an appointment	11	11	100.0%	89.2%	88.8%	88.8%

* This is based on patients treated on this contract for their most recent course of treatment. Figures in italics indicate the base number of FP17s or Patient Questionnaire responses are less than 100. N/A is shown where the base number of responses is less than 10 during the period. % is calculated as Quantity/Base number*100

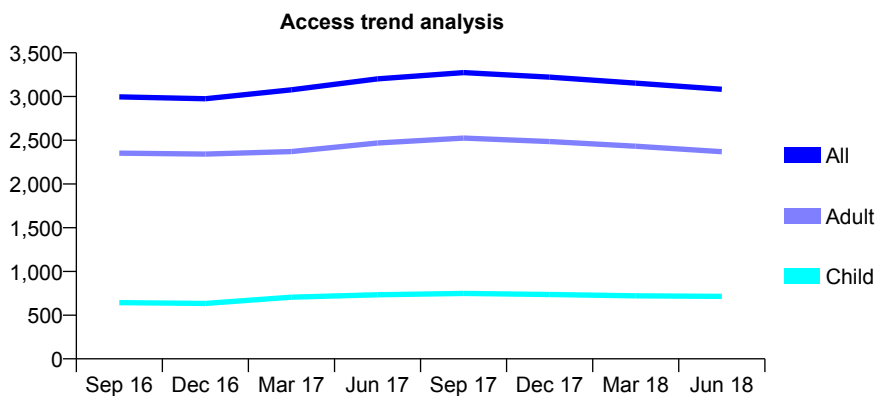
Q70 - Vital Signs At a Glance Contract Report for 356328/0002 - June 2018

Name or company name	MR JC KOTZE
Contract type name	GDS Contract
Purpose of contract	General
Contract start date	01/06/2009
Contract end date	

18/19 Contracted general activity (UDA)	8,400
Carry forward general activity (UDA)	0
18/19 Contracted orthodontic activity (UOA)	0
Carry forward orthodontic activity (UOA)	0
Baseline contract value	£200,911.24

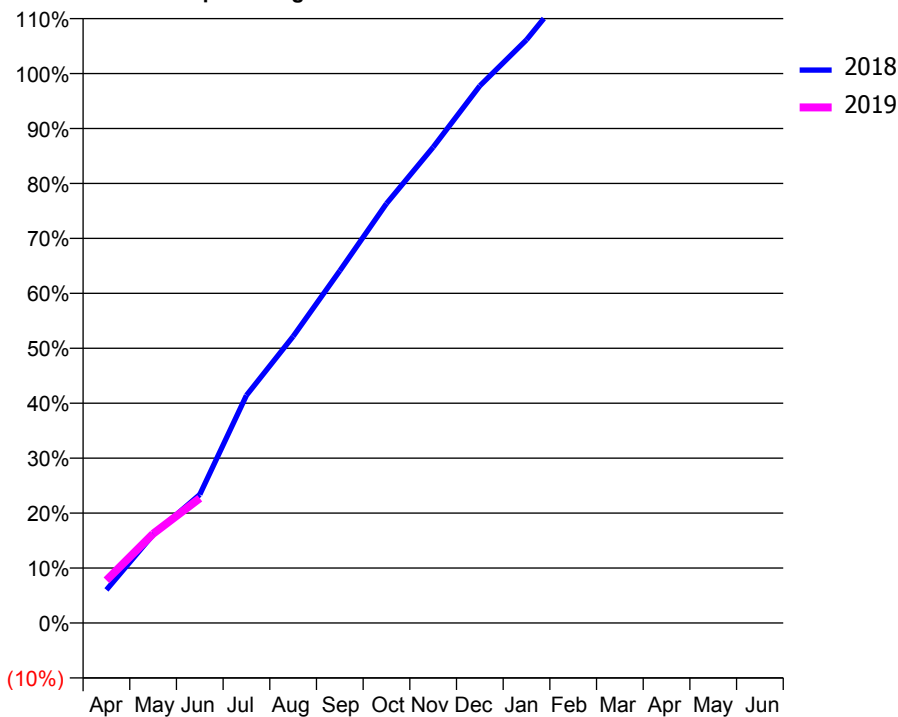
ACCESS*

Patients seen in 24 months	Total	Change since previous quarter
Quarter ending June 2017	3,202	
Quarter ending September 2017	3,273	↑
Quarter ending December 2017	3,221	↓
Quarter ending March 2018	3,153	↓
Quarter ending June 2018	3,083	↓
Variance since June 2017	(3.7%)	↓



ACTIVITY

Cumulative percentage of contracted UDA delivered 2018 & 2019



Adjusted Scheduled Activity (UDA)		
Month	2018	2019
April	507	652
May	1,350	1,364
June	1,963	1,907
July	3,481	
August	4,381	
September	5,385	
October	6,412	
November	7,274	
December	8,213	
January	8,915	
February	9,787	
March	10,520	
April	10,802	
May	10,813	
June	10,813	

QUALITY

	Quantity	Base Number	Contract	AT	Region	England
% of FP17s for the same patient ID Re-attending within 3 months - Children	13	322	4.0%	9.7%	11.0%	11.5%
% of FP17s for the same patient ID Re-attending within 3 months - Adults	76	798	9.5%	13.9%	15.3%	15.4%
% of FP17s for the same patient ID Re-attending between 3 & 9 months - Children	251	322	78.0%	61.6%	61.2%	58.9%
% of FP17s for the same patient ID Re-attending between 3 & 9 months - Adults	559	798	70.1%	53.5%	52.9%	51.6%
% of FP17s for Band 1 Urgent Courses	85	974	8.7%	9.8%	9.4%	8.9%
% of FP17s Relating to Free Repair or Replacements	10	974	1.0%	0.6%	0.7%	0.8%
% of FP17s Relating to Continuations	5	974	0.5%	0.9%	0.9%	0.9%
% of Patients satisfied with the dentistry they have received	3	4	N/A	92.3%	93.6%	93.2%
% of Patients satisfied with the time they had to wait for an appointment	4	4	N/A	89.2%	88.8%	88.8%

* This is based on patients treated on this contract for their most recent course of treatment. Figures in italics indicate the base number of FP17s or Patient Questionnaire responses are less than 100. N/A is shown where the base number of responses is less than 10 during the period. % is calculated as Quantity/Base number*100

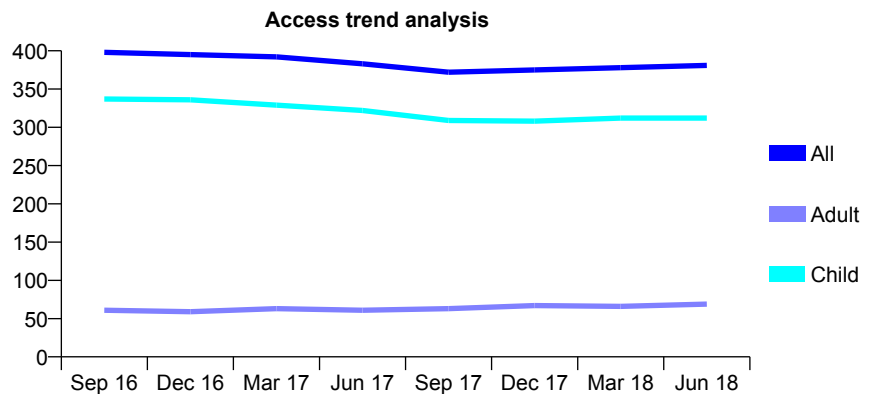
Q70 - Vital Signs At a Glance Contract Report for 559458/0001 - June 2018

Name or company name	Dr Sandip Dau
Contract type name	GDS Contract
Purpose of contract	General
Contract start date	01/04/2006
Contract end date	

18/19 Contracted general activity (UDA)	1,500
Carry forward general activity (UDA)	0
18/19 Contracted orthodontic activity (UOA)	0
Carry forward orthodontic activity (UOA)	0
Baseline contract value	£35,607.34

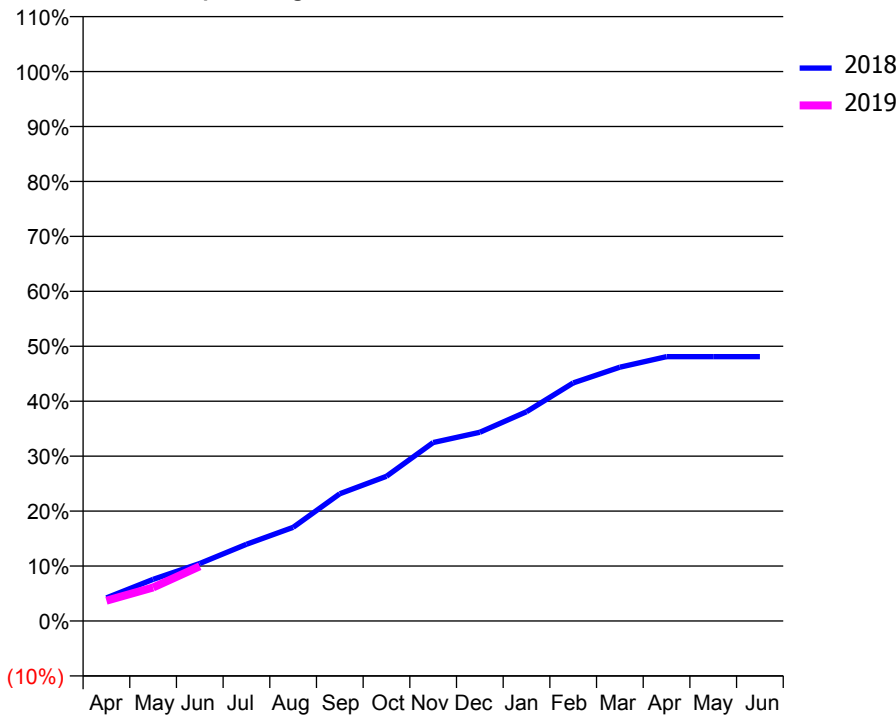
ACCESS*

Patients seen in 24 months	Total	Change since previous quarter
Quarter ending June 2017	383	
Quarter ending September 2017	372	↓
Quarter ending December 2017	375	→
Quarter ending March 2018	378	→
Quarter ending June 2018	381	→
Variance since June 2017	(0.5%)	→



ACTIVITY

Cumulative percentage of contracted UDA delivered 2018 & 2019



Adjusted Scheduled Activity (UDA)		
Month	2018	2019
April	63	55
May	114	91
June	157	150
July	209	
August	256	
September	348	
October	395	
November	487	
December	515	
January	571	
February	650	
March	693	
April	722	
May	722	
June	722	

QUALITY

	Quantity	Base Number	Contract	AT	Region	England
% of FP17s for the same patient ID Re-attending within 3 months - Children	7	142	4.9%	9.7%	11.0%	11.5%
% of FP17s for the same patient ID Re-attending within 3 months - Adults	1	12	8.3%	13.9%	15.3%	15.4%
% of FP17s for the same patient ID Re-attending between 3 & 9 months - Children	98	142	69.0%	61.6%	61.2%	58.9%
% of FP17s for the same patient ID Re-attending between 3 & 9 months - Adults	10	12	83.3%	53.5%	52.9%	51.6%
% of FP17s for Band 1 Urgent Courses	3	125	2.4%	9.8%	9.4%	8.9%
% of FP17s Relating to Free Repair or Replacements	0	125	0.0%	0.6%	0.7%	0.8%
% of FP17s Relating to Continuations	0	125	0.0%	0.9%	0.9%	0.9%
% of Patients satisfied with the dentistry they have received	0	0	N/A	92.3%	93.6%	93.2%
% of Patients satisfied with the time they had to wait for an appointment	0	0	N/A	89.2%	88.8%	88.8%

* This is based on patients treated on this contract for their most recent course of treatment. Figures in italics indicate the base number of FP17s or Patient Questionnaire responses are less than 100. N/A is shown where the base number of responses is less than 10 during the period. % is calculated as Quantity/Base number*100

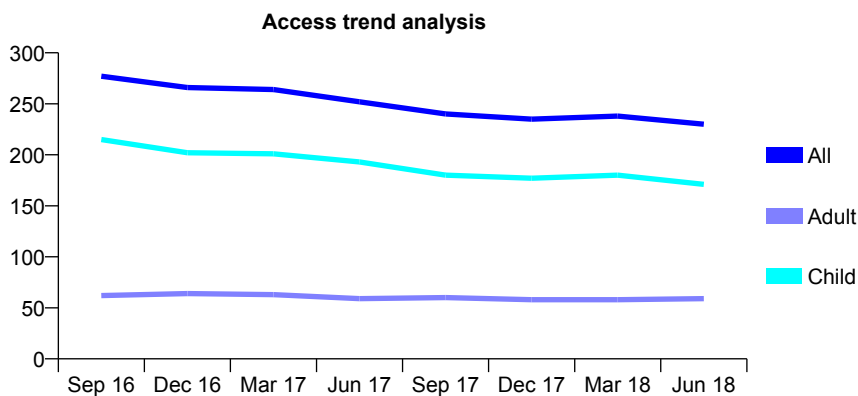
Q70 - Vital Signs At a Glance Contract Report for 563749/0002 - June 2018

Name or company name	Maria Nimako
Contract type name	GDS Contract
Purpose of contract	General
Contract start date	18/07/2007
Contract end date	

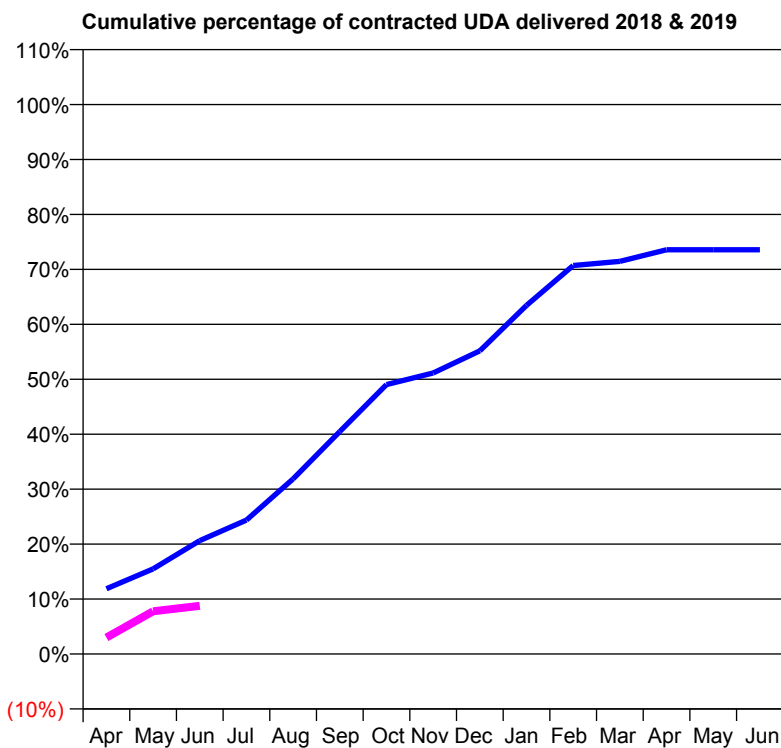
18/19 Contracted general activity (UDA)	800
Carry forward general activity (UDA)	0
18/19 Contracted orthodontic activity (UOA)	0
Carry forward orthodontic activity (UOA)	0
Baseline contract value	£17,968.00

ACCESS*

Patients seen in 24 months	Total	Change since previous quarter
Quarter ending June 2017	252	
Quarter ending September 2017	240	↓
Quarter ending December 2017	235	↓
Quarter ending March 2018	238	→
Quarter ending June 2018	230	↓
Variance since June 2017	(8.7%)	↓



ACTIVITY



Adjusted Scheduled Activity (UDA)		
Month	2018	2019
April	95	24
May	124	62
June	165	70
July	195	
August	255	
September	324	
October	392	
November	409	
December	441	
January	508	
February	566	
March	572	
April	589	
May	589	
June	589	

QUALITY

	Quantity	Base Number	Contract	AT	Region	England
% of FP17s for the same patient ID Re-attending within 3 months - Children	0	59	0.0%	9.7%	11.0%	11.5%
% of FP17s for the same patient ID Re-attending within 3 months - Adults	0	9	0.0%	13.9%	15.3%	15.4%
% of FP17s for the same patient ID Re-attending between 3 & 9 months - Children	43	59	72.9%	61.6%	61.2%	58.9%
% of FP17s for the same patient ID Re-attending between 3 & 9 months - Adults	8	9	88.9%	53.5%	52.9%	51.6%
% of FP17s for Band 1 Urgent Courses	1	53	1.9%	9.8%	9.4%	8.9%
% of FP17s Relating to Free Repair or Replacements	0	53	0.0%	0.6%	0.7%	0.8%
% of FP17s Relating to Continuations	0	53	0.0%	0.9%	0.9%	0.9%
% of Patients satisfied with the dentistry they have received	0	0	N/A	92.3%	93.6%	93.2%
% of Patients satisfied with the time they had to wait for an appointment	0	0	N/A	89.2%	88.8%	88.8%

* This is based on patients treated on this contract for their most recent course of treatment. Figures in italics indicate the base number of FP17s or Patient Questionnaire responses are less than 100. N/A is shown where the base number of responses is less than 10 during the period. % is calculated as Quantity/Base number*100

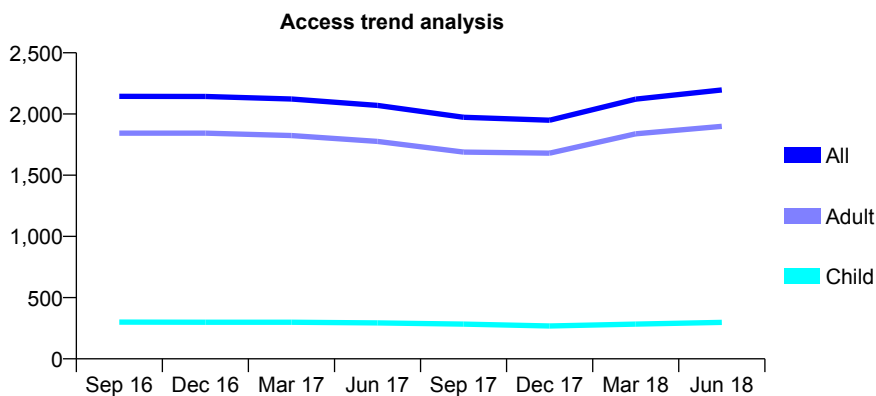
Q70 - Vital Signs At a Glance Contract Report for 564796/0001 - June 2018

Name or company name	CP Dental
Contract type name	GDS Contract
Purpose of contract	General
Contract start date	01/04/2006
Contract end date	

18/19 Contracted general activity (UDA)	6,504
Carry forward general activity (UDA)	0
18/19 Contracted orthodontic activity (UOA)	0
Carry forward orthodontic activity (UOA)	0
Baseline contract value	£151,645.31

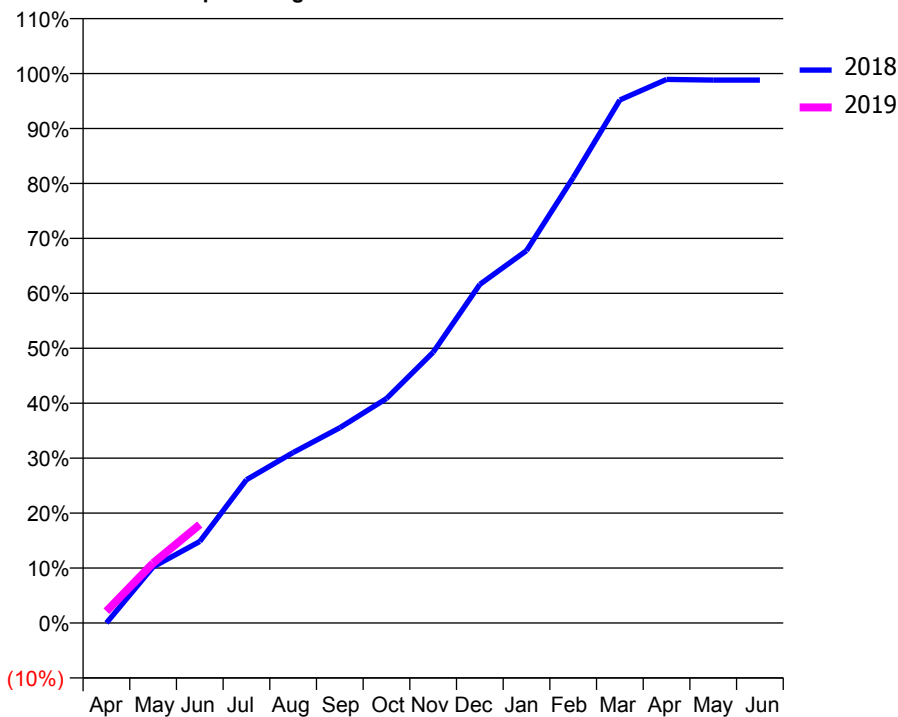
ACCESS*

Patients seen in 24 months	Total	Change since previous quarter
Quarter ending June 2017	2,070	
Quarter ending September 2017	1,973	↓
Quarter ending December 2017	1,949	↓
Quarter ending March 2018	2,122	↑
Quarter ending June 2018	2,197	↑
Variance since June 2017	6.1%	↑



ACTIVITY

Cumulative percentage of contracted UDA delivered 2018 & 2019



Month	Adjusted Scheduled Activity (UDA)	
	2018	2019
April	0	139
May	664	709
June	965	1,166
July	1,696	
August	2,018	
September	2,312	
October	2,657	
November	3,204	
December	4,008	
January	4,407	
February	5,272	
March	6,192	
April	6,435	
May	6,426	
June	6,426	

QUALITY

	Quantity	Base Number	Contract	AT	Region	England
% of FP17s for the same patient ID Re-attending within 3 months - Children	1	102	1.0%	9.7%	11.0%	11.5%
% of FP17s for the same patient ID Re-attending within 3 months - Adults	107	730	14.7%	13.9%	15.3%	15.4%
% of FP17s for the same patient ID Re-attending between 3 & 9 months - Children	66	102	64.7%	61.6%	61.2%	58.9%
% of FP17s for the same patient ID Re-attending between 3 & 9 months - Adults	488	730	66.8%	53.5%	52.9%	51.6%
% of FP17s for Band 1 Urgent Courses	41	688	6.0%	9.8%	9.4%	8.9%
% of FP17s Relating to Free Repair or Replacements	6	688	0.9%	0.6%	0.7%	0.8%
% of FP17s Relating to Continuations	0	688	0.0%	0.9%	0.9%	0.9%
% of Patients satisfied with the dentistry they have received	2	2	N/A	92.3%	93.6%	93.2%
% of Patients satisfied with the time they had to wait for an appointment	2	2	N/A	89.2%	88.8%	88.8%

* This is based on patients treated on this contract for their most recent course of treatment. Figures in italics indicate the base number of FP17s or Patient Questionnaire responses are less than 100. N/A is shown where the base number of responses is less than 10 during the period. % is calculated as Quantity/Base number*100

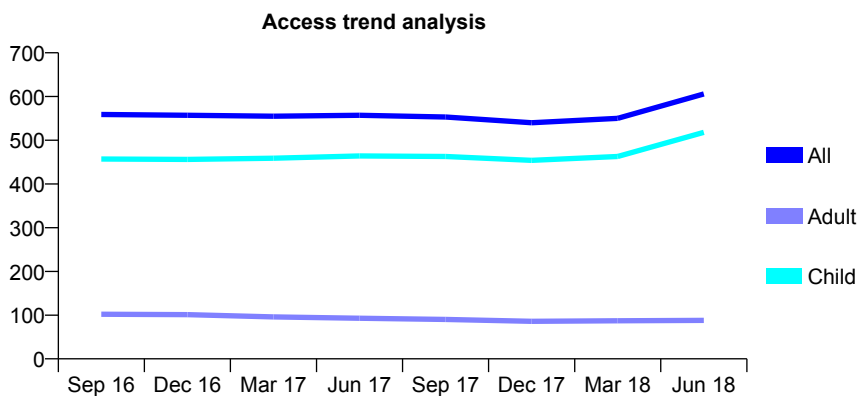
Q70 - Vital Signs At a Glance Contract Report for 565792/0001 - June 2018

Name or company name	Drayton Dental Practice
Contract type name	GDS Contract
Purpose of contract	General
Contract start date	01/04/2006
Contract end date	

18/19 Contracted general activity (UDA)	1,823
Carry forward general activity (UDA)	0
18/19 Contracted orthodontic activity (UOA)	0
Carry forward orthodontic activity (UOA)	0
Baseline contract value	£38,307.23

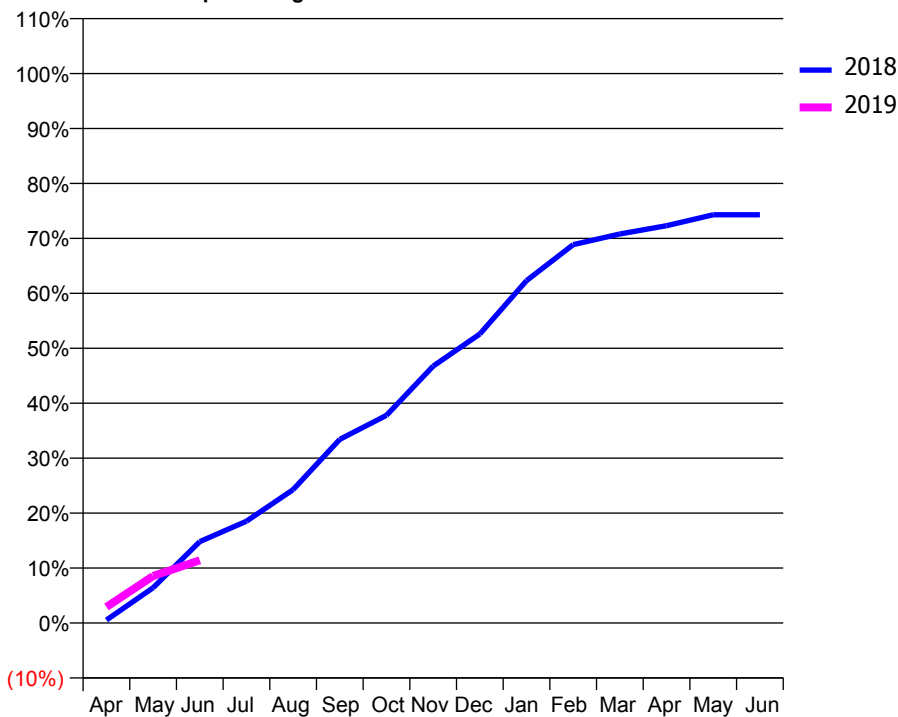
ACCESS*

Patients seen in 24 months	Total	Change since previous quarter
Quarter ending June 2017	557	
Quarter ending September 2017	553	→
Quarter ending December 2017	540	↓
Quarter ending March 2018	550	→
Quarter ending June 2018	606	↑
Variance since June 2017	8.8%	↑



ACTIVITY

Cumulative percentage of contracted UDA delivered 2018 & 2019



Adjusted Scheduled Activity (UDA)

Month	2018	2019
April	10	53
May	117	156
June	270	208
July	338	
August	443	
September	609	
October	689	
November	852	
December	959	
January	1,136	
February	1,255	
March	1,291	
April	1,318	
May	1,354	
June	1,354	

QUALITY

	Quantity	Base Number	Contract	AT	Region	England
% of FP17s for the same patient ID Re-attending within 3 months - Children	7	244	2.9%	9.7%	11.0%	11.5%
% of FP17s for the same patient ID Re-attending within 3 months - Adults	1	12	8.3%	13.9%	15.3%	15.4%
% of FP17s for the same patient ID Re-attending between 3 & 9 months - Children	125	244	51.2%	61.6%	61.2%	58.9%
% of FP17s for the same patient ID Re-attending between 3 & 9 months - Adults	4	12	33.3%	53.5%	52.9%	51.6%
% of FP17s for Band 1 Urgent Courses	5	197	2.5%	9.8%	9.4%	8.9%
% of FP17s Relating to Free Repair or Replacements	0	197	0.0%	0.6%	0.7%	0.8%
% of FP17s Relating to Continuations	0	197	0.0%	0.9%	0.9%	0.9%
% of Patients satisfied with the dentistry they have received	1	1	N/A	92.3%	93.6%	93.2%
% of Patients satisfied with the time they had to wait for an appointment	1	1	N/A	89.2%	88.8%	88.8%

* This is based on patients treated on this contract for their most recent course of treatment. Figures in italics indicate the base number of FP17s or Patient Questionnaire responses are less than 100. N/A is shown where the base number of responses is less than 10 during the period. % is calculated as Quantity/Base number*100

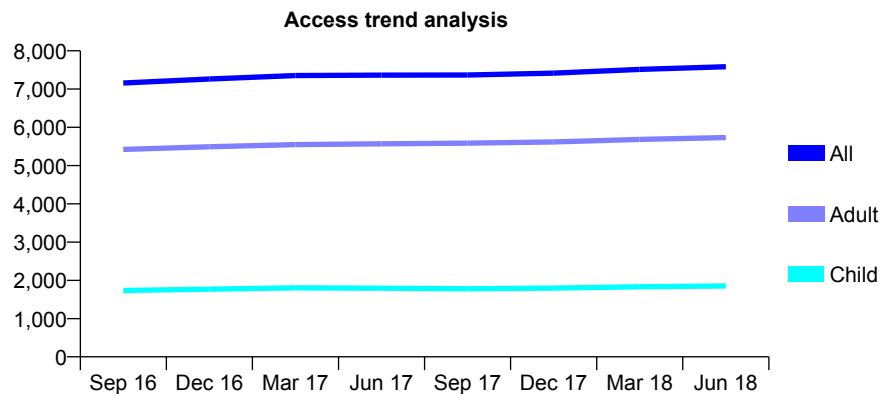
Q70 - Vital Signs At a Glance Contract Report for 566403/0001 - June 2018

Name or company name	MR WM FLETT
Contract type name	GDS Contract
Purpose of contract	General
Contract start date	01/04/2006
Contract end date	

18/19 Contracted general activity (UDA)	18,531
Carry forward general activity (UDA)	0
18/19 Contracted orthodontic activity (UOA)	0
Carry forward orthodontic activity (UOA)	0
Baseline contract value	£497,681.62

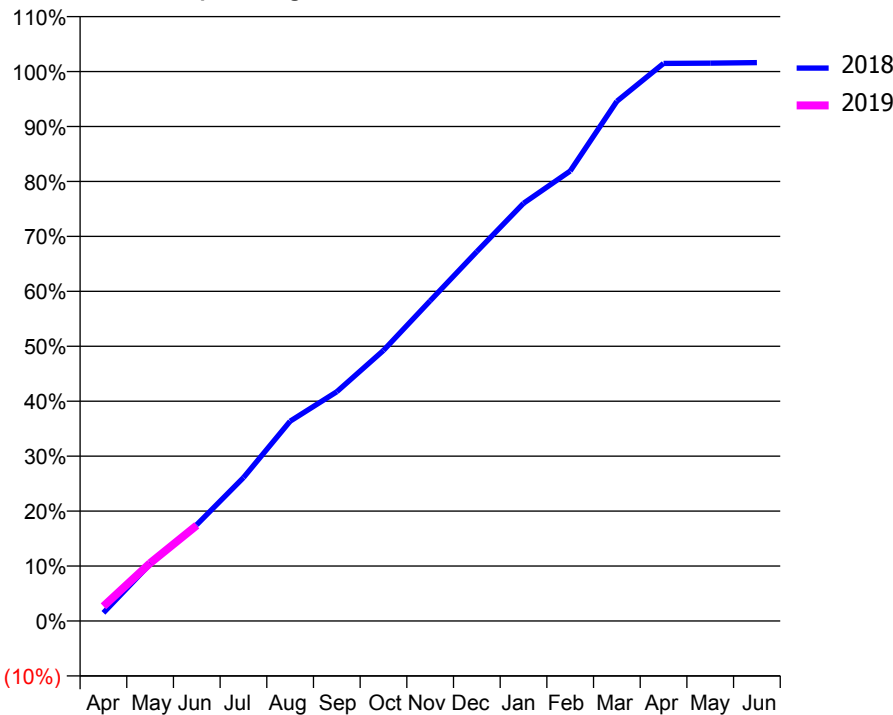
ACCESS*

Patients seen in 24 months	Total	Change since previous quarter
Quarter ending June 2017	7,364	
Quarter ending September 2017	7,366	→
Quarter ending December 2017	7,415	→
Quarter ending March 2018	7,514	→
Quarter ending June 2018	7,585	→
Variance since June 2017	3.0%	↑



ACTIVITY

Cumulative percentage of contracted UDA delivered 2018 & 2019



Month	Adjusted Scheduled Activity (UDA)	
	2018	2019
April	277	498
May	1,921	1,953
June	3,247	3,226
July	4,838	
August	6,737	
September	7,730	
October	9,128	
November	10,799	
December	12,457	
January	14,086	
February	15,175	
March	17,526	
April	18,806	
May	18,812	
June	18,832	

QUALITY

	Quantity	Base Number	Contract	AT	Region	England
% of FP17s for the same patient ID Re-attending within 3 months - Children	47	662	7.1%	9.7%	11.0%	11.5%
% of FP17s for the same patient ID Re-attending within 3 months - Adults	244	1,912	12.8%	13.9%	15.3%	15.4%
% of FP17s for the same patient ID Re-attending between 3 & 9 months - Children	367	662	55.4%	61.6%	61.2%	58.9%
% of FP17s for the same patient ID Re-attending between 3 & 9 months - Adults	910	1,912	47.6%	53.5%	52.9%	51.6%
% of FP17s for Band 1 Urgent Courses	138	1,854	7.4%	9.8%	9.4%	8.9%
% of FP17s Relating to Free Repair or Replacements	24	1,854	1.3%	0.6%	0.7%	0.8%
% of FP17s Relating to Continuations	12	1,854	0.6%	0.9%	0.9%	0.9%
% of Patients satisfied with the dentistry they have received	7	7	N/A	92.3%	93.6%	93.2%
% of Patients satisfied with the time they had to wait for an appointment	5	7	N/A	89.2%	88.8%	88.8%

* This is based on patients treated on this contract for their most recent course of treatment. Figures in italics indicate the base number of FP17s or Patient Questionnaire responses are less than 100. N/A is shown where the base number of responses is less than 10 during the period. % is calculated as Quantity/Base number*100

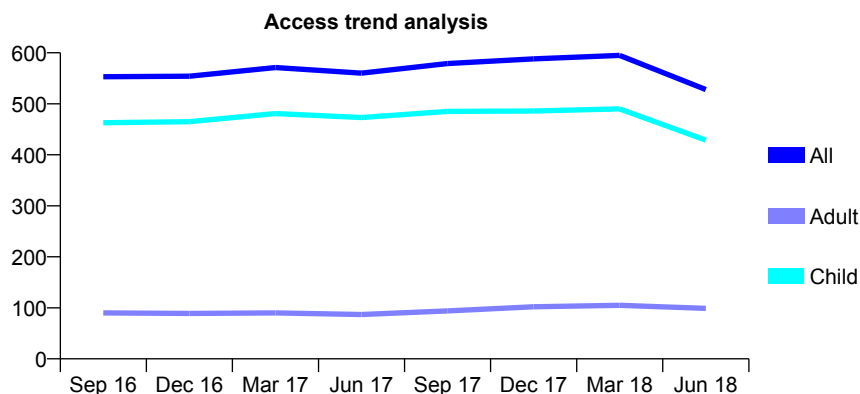
Q70 - Vital Signs At a Glance Contract Report for 567019/0001 - June 2018

Name or company name	Drayton Dental Practice
Contract type name	GDS Contract
Purpose of contract	General
Contract start date	01/04/2006
Contract end date	

18/19 Contracted general activity (UDA)	1,526
Carry forward general activity (UDA)	0
18/19 Contracted orthodontic activity (UOA)	0
Carry forward orthodontic activity (UOA)	0
Baseline contract value	£33,089.24

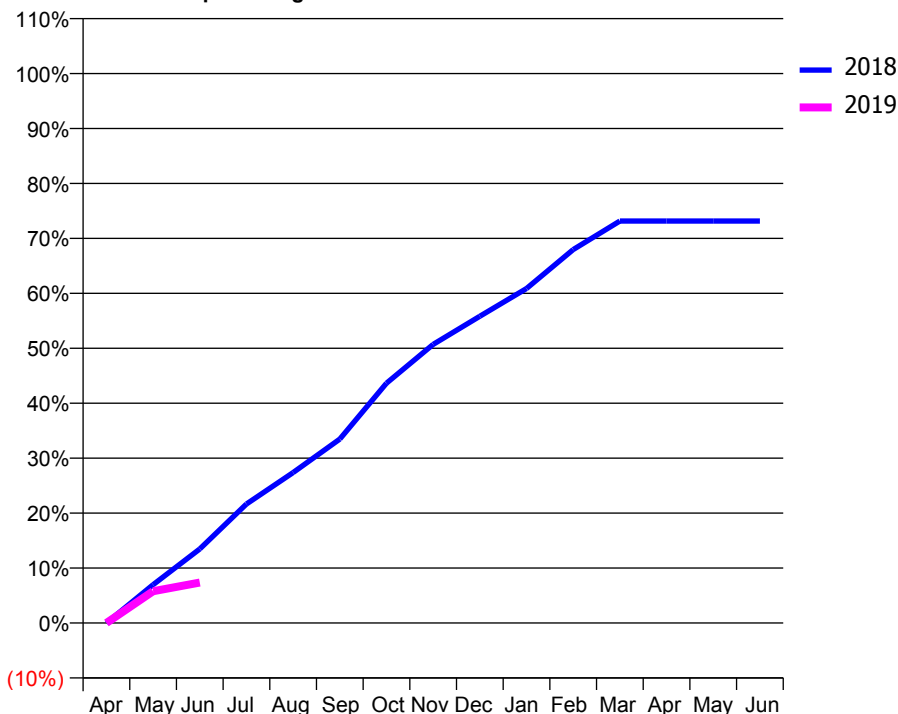
ACCESS*

Patients seen in 24 months	Total	Change since previous quarter
Quarter ending June 2017	560	
Quarter ending September 2017	579	↑
Quarter ending December 2017	588	→
Quarter ending March 2018	595	→
Quarter ending June 2018	528	↓
Variance since June 2017	(5.7%)	↓



ACTIVITY

Cumulative percentage of contracted UDA delivered 2018 & 2019



Month	Adjusted Scheduled Activity (UDA)	
	2018	2019
April	0	0
May	106	88
June	206	112
July	330	
August	418	
September	511	
October	666	
November	774	
December	852	
January	929	
February	1,037	
March	1,116	
April	1,116	
May	1,116	
June	1,116	

QUALITY

	Quantity	Base Number	Contract	AT	Region	England
% of FP17s for the same patient ID Re-attending within 3 months - Children	3	84	3.6%	9.7%	11.0%	11.5%
% of FP17s for the same patient ID Re-attending within 3 months - Adults	0	8	0.0%	13.9%	15.3%	15.4%
% of FP17s for the same patient ID Re-attending between 3 & 9 months - Children	44	84	52.4%	61.6%	61.2%	58.9%
% of FP17s for the same patient ID Re-attending between 3 & 9 months - Adults	5	8	62.5%	53.5%	52.9%	51.6%
% of FP17s for Band 1 Urgent Courses	2	92	2.2%	9.8%	9.4%	8.9%
% of FP17s Relating to Free Repair or Replacements	0	92	0.0%	0.6%	0.7%	0.8%
% of FP17s Relating to Continuations	0	92	0.0%	0.9%	0.9%	0.9%
% of Patients satisfied with the dentistry they have received	0	0	N/A	92.3%	93.6%	93.2%
% of Patients satisfied with the time they had to wait for an appointment	0	0	N/A	89.2%	88.8%	88.8%

* This is based on patients treated on this contract for their most recent course of treatment. Figures in italics indicate the base number of FP17s or Patient Questionnaire responses are less than 100. N/A is shown where the base number of responses is less than 10 during the period. % is calculated as Quantity/Base number*100

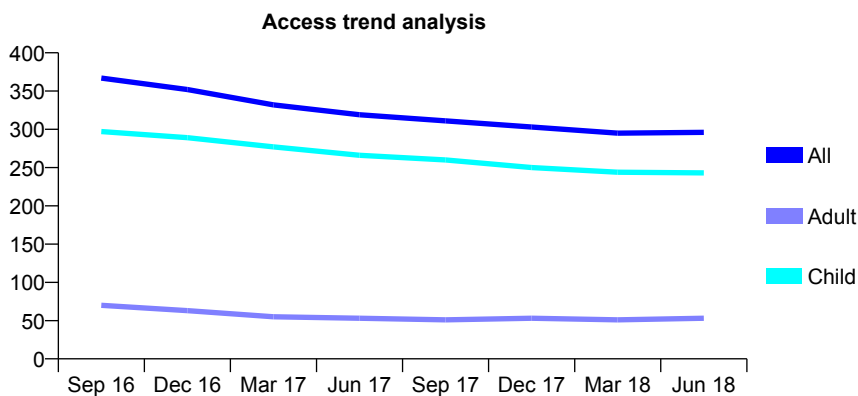
Q70 - Vital Signs At a Glance Contract Report for 567485/0002 - June 2018

Name or company name	MR PT JONES
Contract type name	GDS Contract
Purpose of contract	General and Orthodontic
Contract start date	01/04/2006
Contract end date	

18/19 Contracted general activity (UDA)	800
Carry forward general activity (UDA)	0
18/19 Contracted orthodontic activity (UOA)	182
Carry forward orthodontic activity (UOA)	0
Baseline contract value	£37,135.71

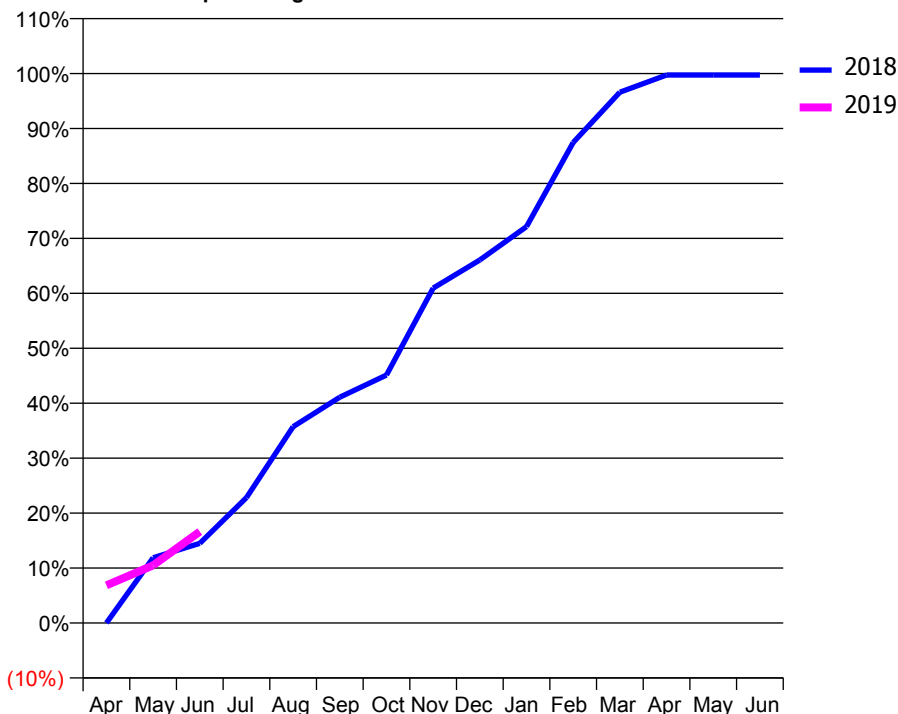
ACCESS*

Patients seen in 24 months	Total	Change since previous quarter
Quarter ending June 2017	319	
Quarter ending September 2017	311	↓
Quarter ending December 2017	303	↓
Quarter ending March 2018	295	↓
Quarter ending June 2018	296	→
Variance since June 2017	(7.2%)	↓



ACTIVITY

Cumulative percentage of contracted UDA delivered 2018 & 2019



Month	Adjusted Scheduled Activity (UDA)	
	2018	2019
April	0	55
May	95	84
June	116	133
July	183	
August	286	
September	329	
October	361	
November	488	
December	529	
January	577	
February	700	
March	773	
April	798	
May	798	
June	798	

QUALITY

	Quantity	Base Number	Contract	AT	Region	England
% of FP17s for the same patient ID Re-attending within 3 months - Children	10	109	9.2%	9.7%	11.0%	11.5%
% of FP17s for the same patient ID Re-attending within 3 months - Adults	2	6	33.3%	13.9%	15.3%	15.4%
% of FP17s for the same patient ID Re-attending between 3 & 9 months - Children	81	109	74.3%	61.6%	61.2%	58.9%
% of FP17s for the same patient ID Re-attending between 3 & 9 months - Adults	3	6	50.0%	53.5%	52.9%	51.6%
% of FP17s for Band 1 Urgent Courses	5	90	5.6%	9.8%	9.4%	8.9%
% of FP17s Relating to Free Repair or Replacements	0	90	0.0%	0.6%	0.7%	0.8%
% of FP17s Relating to Continuations	0	90	0.0%	0.9%	0.9%	0.9%
% of Patients satisfied with the dentistry they have received	0	0	N/A	92.3%	93.6%	93.2%
% of Patients satisfied with the time they had to wait for an appointment	0	0	N/A	89.2%	88.8%	88.8%

* This is based on patients treated on this contract for their most recent course of treatment. Figures in italics indicate the base number of FP17s or Patient Questionnaire responses are less than 100. N/A is shown where the base number of responses is less than 10 during the period. % is calculated as Quantity/Base number*100

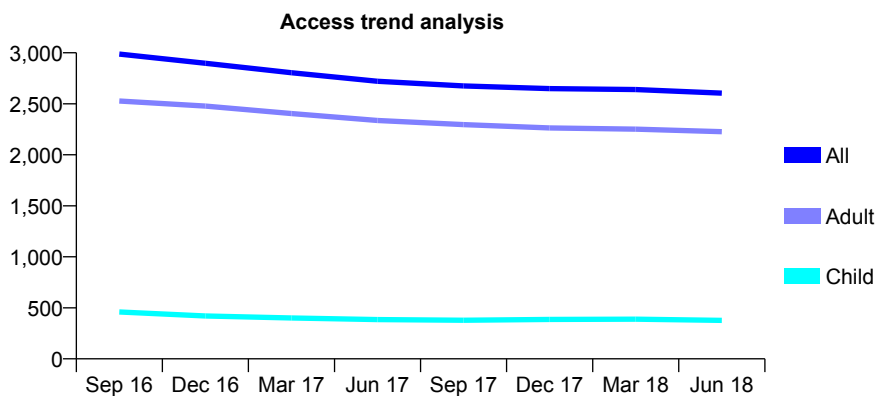
Q70 - Vital Signs At a Glance Contract Report for 569216/0001 - June 2018

Name or company name	MR BG PARNELL
Contract type name	GDS Contract
Purpose of contract	General
Contract start date	01/04/2006
Contract end date	

18/19 Contracted general activity (UDA)	8,445
Carry forward general activity (UDA)	0
18/19 Contracted orthodontic activity (UOA)	0
Carry forward orthodontic activity (UOA)	0
Baseline contract value	£213,436.11

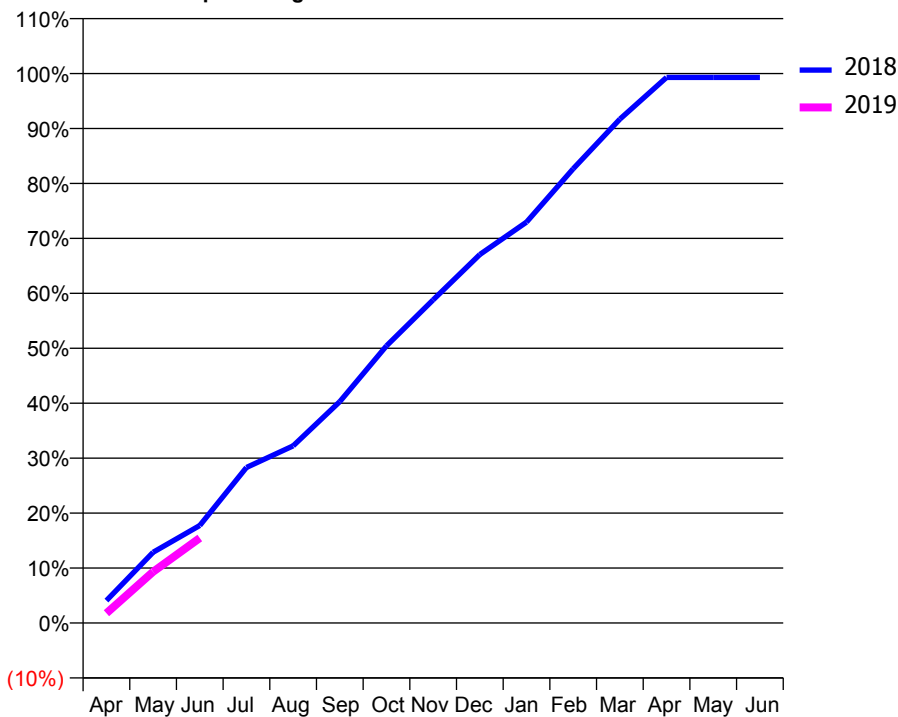
ACCESS*

Patients seen in 24 months	Total	Change since previous quarter
Quarter ending June 2017	2,721	
Quarter ending September 2017	2,675	↓
Quarter ending December 2017	2,649	→
Quarter ending March 2018	2,640	→
Quarter ending June 2018	2,604	↓
Variance since June 2017	(4.3%)	↓



ACTIVITY

Cumulative percentage of contracted UDA delivered 2018 & 2019



Month	Adjusted Scheduled Activity (UDA)	
	2018	2019
April	345	151
May	1,088	789
June	1,499	1,306
July	2,391	
August	2,722	
September	3,403	
October	4,259	
November	4,967	
December	5,663	
January	6,162	
February	6,982	
March	7,743	
April	8,385	
May	8,386	
June	8,386	

QUALITY

	Quantity	Base Number	Contract	AT	Region	England
% of FP17s for the same patient ID Re-attending within 3 months - Children	3	121	2.5%	9.7%	11.0%	11.5%
% of FP17s for the same patient ID Re-attending within 3 months - Adults	151	887	17.0%	13.9%	15.3%	15.4%
% of FP17s for the same patient ID Re-attending between 3 & 9 months - Children	80	121	66.1%	61.6%	61.2%	58.9%
% of FP17s for the same patient ID Re-attending between 3 & 9 months - Adults	533	887	60.1%	53.5%	52.9%	51.6%
% of FP17s for Band 1 Urgent Courses	147	763	19.3%	9.8%	9.4%	8.9%
% of FP17s Relating to Free Repair or Replacements	5	763	0.7%	0.6%	0.7%	0.8%
% of FP17s Relating to Continuations	14	763	1.8%	0.9%	0.9%	0.9%
% of Patients satisfied with the dentistry they have received	5	5	N/A	92.3%	93.6%	93.2%
% of Patients satisfied with the time they had to wait for an appointment	5	5	N/A	89.2%	88.8%	88.8%

* This is based on patients treated on this contract for their most recent course of treatment. Figures in italics indicate the base number of FP17s or Patient Questionnaire responses are less than 100. N/A is shown where the base number of responses is less than 10 during the period. % is calculated as Quantity/Base number*100

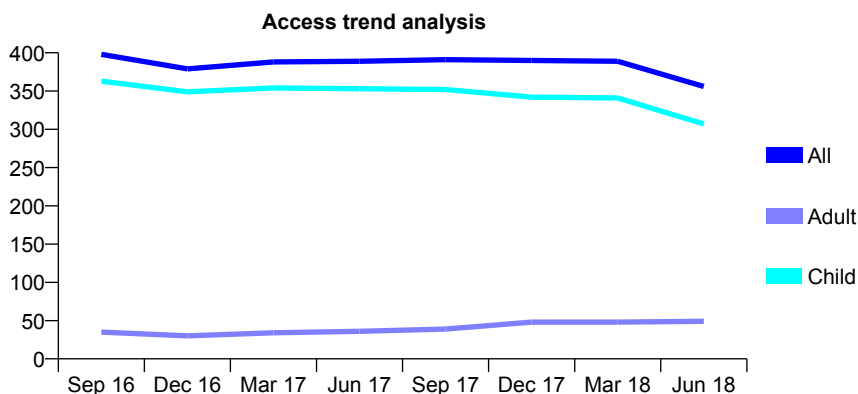
Q70 - Vital Signs At a Glance Contract Report for 570036/0001 - June 2018

Name or company name	MRS EM EXELBY
Contract type name	GDS Contract
Purpose of contract	General
Contract start date	01/04/2006
Contract end date	30/04/2018

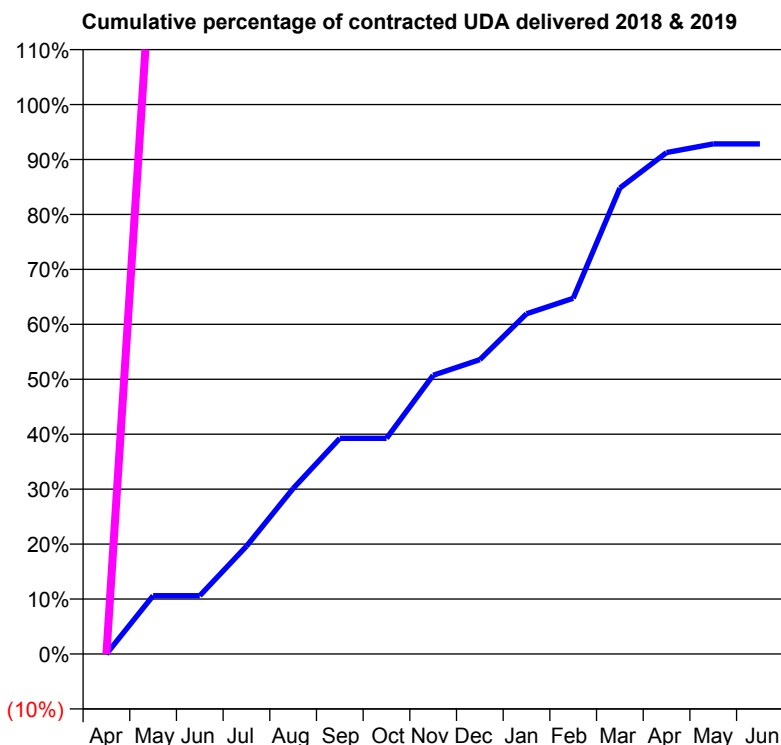
18/19 Contracted general activity (UDA)	54
Carry forward general activity (UDA)	0
18/19 Contracted orthodontic activity (UOA)	0
Carry forward orthodontic activity (UOA)	0
Baseline contract value	£1,209.12

ACCESS*

Patients seen in 24 months	Total	Change since previous quarter
Quarter ending June 2017	389	
Quarter ending September 2017	391	→
Quarter ending December 2017	390	→
Quarter ending March 2018	389	→
Quarter ending June 2018	356	↓
Variance since June 2017	(8.5%)	↓



ACTIVITY



Month	Adjusted Scheduled Activity (UDA)	
	2018	2019
April	0	0
May	69	71
June	69	71
July	128	
August	196	
September	255	
October	255	
November	330	
December	348	
January	402	
February	421	
March	551	
April	593	
May	603	
June	603	

QUALITY

	Quantity	Base Number	Contract	AT	Region	England
% of FP17s for the same patient ID Re-attending within 3 months - Children	6	87	6.9%	9.7%	11.0%	11.5%
% of FP17s for the same patient ID Re-attending within 3 months - Adults	0	0	N/A	13.9%	15.3%	15.4%
% of FP17s for the same patient ID Re-attending between 3 & 9 months - Children	36	87	41.4%	61.6%	61.2%	58.9%
% of FP17s for the same patient ID Re-attending between 3 & 9 months - Adults	0	0	N/A	53.5%	52.9%	51.6%
% of FP17s for Band 1 Urgent Courses	0	57	0.0%	9.8%	9.4%	8.9%
% of FP17s Relating to Free Repair or Replacements	0	57	0.0%	0.6%	0.7%	0.8%
% of FP17s Relating to Continuations	0	57	0.0%	0.9%	0.9%	0.9%
% of Patients satisfied with the dentistry they have received	0	0	N/A	92.3%	93.6%	93.2%
% of Patients satisfied with the time they had to wait for an appointment	0	0	N/A	89.2%	88.8%	88.8%

* This is based on patients treated on this contract for their most recent course of treatment. Figures in italics indicate the base number of FP17s or Patient Questionnaire responses are less than 100. N/A is shown where the base number of responses is less than 10 during the period. % is calculated as Quantity/Base number*100

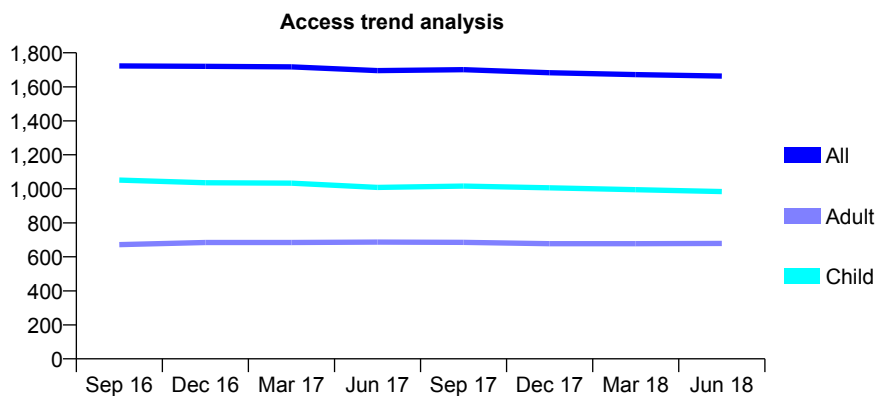
Q70 - Vital Signs At a Glance Contract Report for 573566/0002 - June 2018

Name or company name	Sandown Dental Practice
Contract type name	GDS Contract
Purpose of contract	General
Contract start date	04/01/2010
Contract end date	

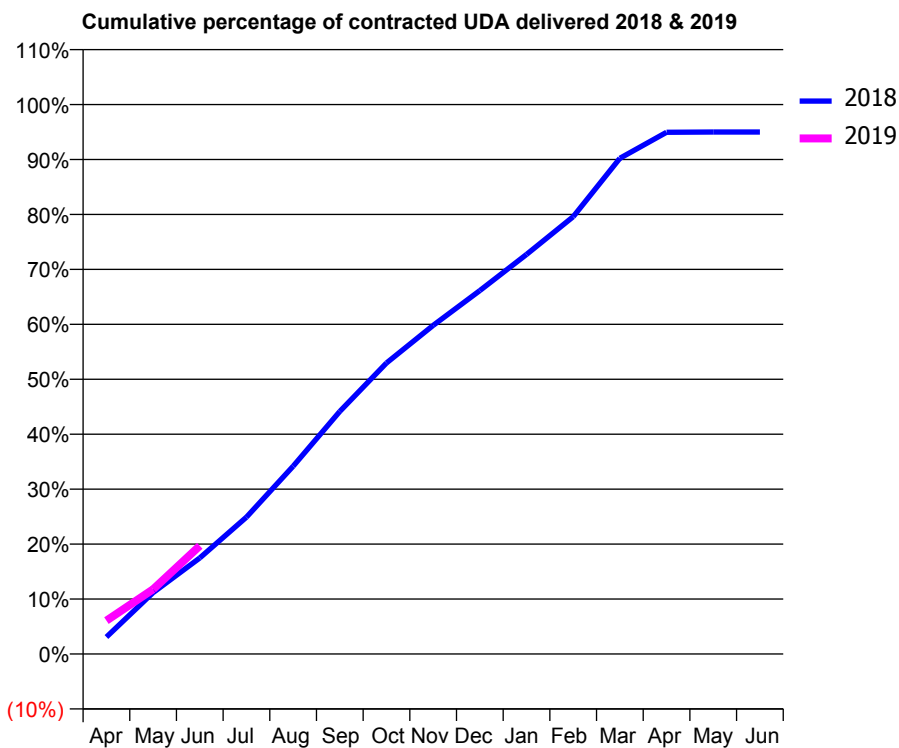
18/19 Contracted general activity (UDA)	3,506
Carry forward general activity (UDA)	0
18/19 Contracted orthodontic activity (UOA)	0
Carry forward orthodontic activity (UOA)	0
Baseline contract value	£83,666.37

ACCESS*

Patients seen in 24 months	Total	Change since previous quarter
Quarter ending June 2017	1,695	
Quarter ending September 2017	1,701	→
Quarter ending December 2017	1,683	↓
Quarter ending March 2018	1,672	→
Quarter ending June 2018	1,663	→
Variance since June 2017	(1.9%)	↓



ACTIVITY



Adjusted Scheduled Activity (UDA)		
Month	2018	2019
April	109	213
May	392	413
June	613	690
July	874	
August	1,199	
September	1,548	
October	1,857	
November	2,097	
December	2,319	
January	2,549	
February	2,791	
March	3,163	
April	3,328	
May	3,330	
June	3,330	

QUALITY

	Quantity	Base Number	Contract	AT	Region	England
% of FP17s for the same patient ID Re-attending within 3 months - Children	31	433	7.2%	9.7%	11.0%	11.5%
% of FP17s for the same patient ID Re-attending within 3 months - Adults	19	182	10.4%	13.9%	15.3%	15.4%
% of FP17s for the same patient ID Re-attending between 3 & 9 months - Children	298	433	68.8%	61.6%	61.2%	58.9%
% of FP17s for the same patient ID Re-attending between 3 & 9 months - Adults	102	182	56.0%	53.5%	52.9%	51.6%
% of FP17s for Band 1 Urgent Courses	17	512	3.3%	9.8%	9.4%	8.9%
% of FP17s Relating to Free Repair or Replacements	0	512	0.0%	0.6%	0.7%	0.8%
% of FP17s Relating to Continuations	0	512	0.0%	0.9%	0.9%	0.9%
% of Patients satisfied with the dentistry they have received	1	1	N/A	92.3%	93.6%	93.2%
% of Patients satisfied with the time they had to wait for an appointment	1	1	N/A	89.2%	88.8%	88.8%

* This is based on patients treated on this contract for their most recent course of treatment. Figures in italics indicate the base number of FP17s or Patient Questionnaire responses are less than 100. N/A is shown where the base number of responses is less than 10 during the period. % is calculated as Quantity/Base number*100

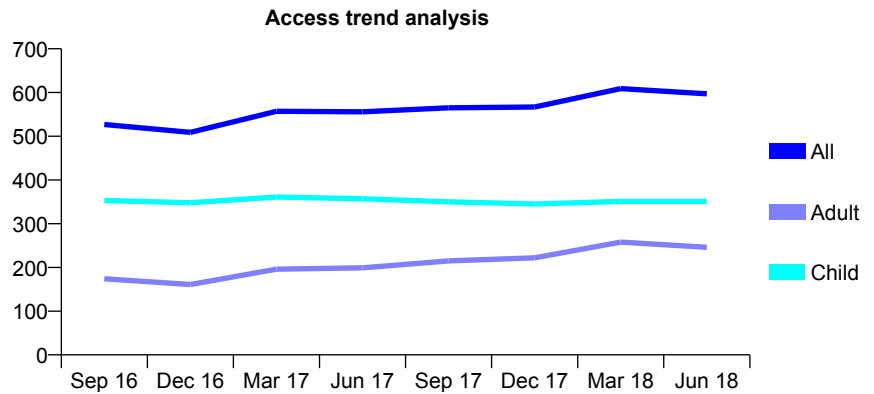
Q70 - Vital Signs At a Glance Contract Report for 574937/0001 - June 2018

Name or company name	Teeth-on-the-Heath
Contract type name	GDS Contract
Purpose of contract	General
Contract start date	01/04/2006
Contract end date	

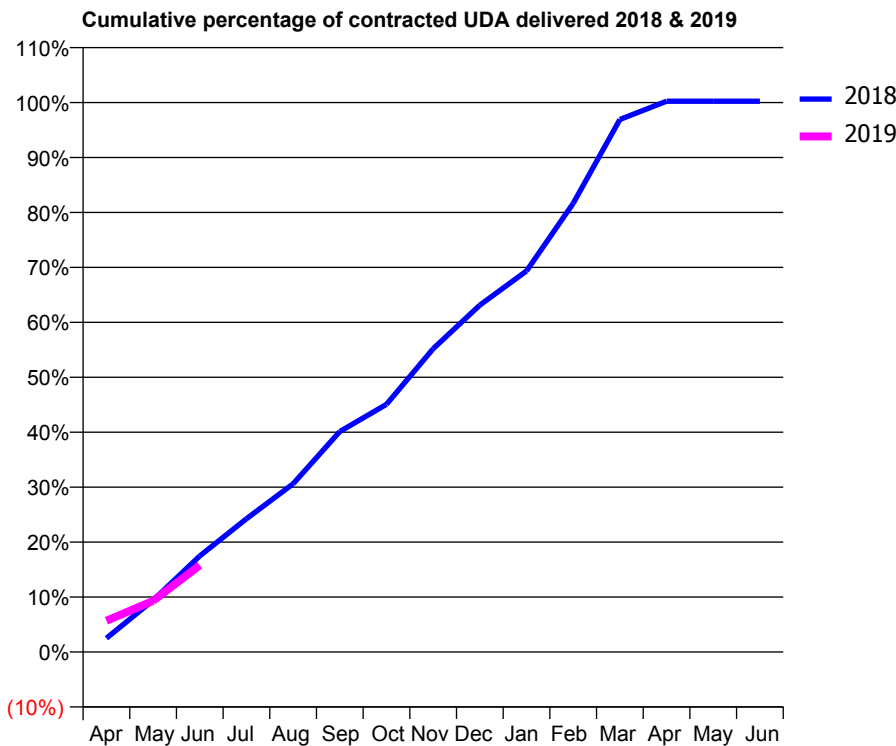
18/19 Contracted general activity (UDA)	1,331
Carry forward general activity (UDA)	0
18/19 Contracted orthodontic activity (UOA)	0
Carry forward orthodontic activity (UOA)	0
Baseline contract value	£36,353.29

ACCESS*

Patients seen in 24 months	Total	Change since previous quarter
Quarter ending June 2017	556	
Quarter ending September 2017	565	→
Quarter ending December 2017	567	→
Quarter ending March 2018	609	↑
Quarter ending June 2018	597	↓
Variance since June 2017	7.4%	↑



ACTIVITY



Month	Adjusted Scheduled Activity (UDA)	
	2018	2019
April	33	76
May	126	124
June	233	210
July	323	
August	408	
September	534	
October	600	
November	735	
December	840	
January	923	
February	1,087	
March	1,290	
April	1,334	
May	1,334	
June	1,334	

QUALITY

	Quantity	Base Number	Contract	AT	Region	England
% of FP17s for the same patient ID Re-attending within 3 months - Children	11	136	8.1%	9.7%	11.0%	11.5%
% of FP17s for the same patient ID Re-attending within 3 months - Adults	8	43	18.6%	13.9%	15.3%	15.4%
% of FP17s for the same patient ID Re-attending between 3 & 9 months - Children	101	136	74.3%	61.6%	61.2%	58.9%
% of FP17s for the same patient ID Re-attending between 3 & 9 months - Adults	24	43	55.8%	53.5%	52.9%	51.6%
% of FP17s for Band 1 Urgent Courses	16	153	10.5%	9.8%	9.4%	8.9%
% of FP17s Relating to Free Repair or Replacements	0	153	0.0%	0.6%	0.7%	0.8%
% of FP17s Relating to Continuations	0	153	0.0%	0.9%	0.9%	0.9%
% of Patients satisfied with the dentistry they have received	0	0	N/A	92.3%	93.6%	93.2%
% of Patients satisfied with the time they had to wait for an appointment	0	0	N/A	89.2%	88.8%	88.8%

* This is based on patients treated on this contract for their most recent course of treatment. Figures in italics indicate the base number of FP17s or Patient Questionnaire responses are less than 100. N/A is shown where the base number of responses is less than 10 during the period. % is calculated as Quantity/Base number*100

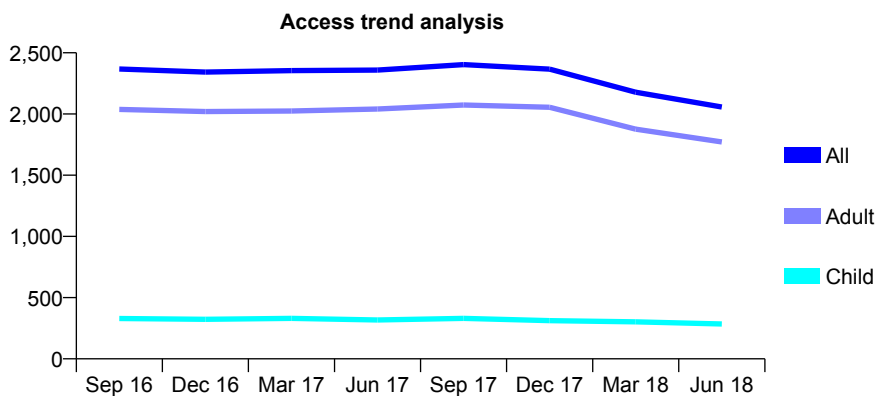
Q70 - Vital Signs At a Glance Contract Report for 626228/0001 - June 2018

Name or company name	CP Dental
Contract type name	GDS Contract
Purpose of contract	General
Contract start date	01/04/2006
Contract end date	

18/19 Contracted general activity (UDA)	7,275
Carry forward general activity (UDA)	0
18/19 Contracted orthodontic activity (UOA)	0
Carry forward orthodontic activity (UOA)	0
Baseline contract value	£173,237.38

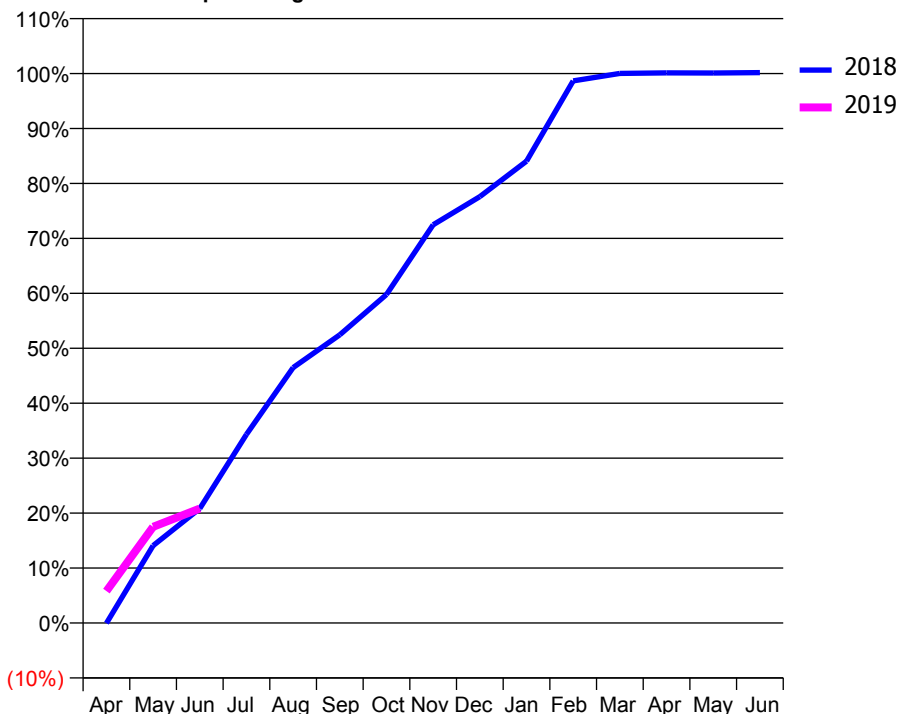
ACCESS*

Patients seen in 24 months	Total	Change since previous quarter
Quarter ending June 2017	2,359	
Quarter ending September 2017	2,404	→
Quarter ending December 2017	2,367	↓
Quarter ending March 2018	2,178	↓
Quarter ending June 2018	2,057	↓
Variance since June 2017	(12.8%)	↓



ACTIVITY

Cumulative percentage of contracted UDA delivered 2018 & 2019



Month	Adjusted Scheduled Activity (UDA)	
	2018	2019
April	-4	423
May	1,025	1,274
June	1,515	1,516
July	2,496	
August	3,382	
September	3,817	
October	4,349	
November	5,272	
December	5,645	
January	6,115	
February	7,177	
March	7,276	
April	7,283	
May	7,282	
June	7,286	

QUALITY

	Quantity	Base Number	Contract	AT	Region	England
% of FP17s for the same patient ID Re-attending within 3 months - Children	2	96	2.1%	9.7%	11.0%	11.5%
% of FP17s for the same patient ID Re-attending within 3 months - Adults	31	697	4.4%	13.9%	15.3%	15.4%
% of FP17s for the same patient ID Re-attending between 3 & 9 months - Children	69	96	71.9%	61.6%	61.2%	58.9%
% of FP17s for the same patient ID Re-attending between 3 & 9 months - Adults	565	697	81.1%	53.5%	52.9%	51.6%
% of FP17s for Band 1 Urgent Courses	1	787	0.1%	9.8%	9.4%	8.9%
% of FP17s Relating to Free Repair or Replacements	0	787	0.0%	0.6%	0.7%	0.8%
% of FP17s Relating to Continuations	1	787	0.1%	0.9%	0.9%	0.9%
% of Patients satisfied with the dentistry they have received	8	9	N/A	92.3%	93.6%	93.2%
% of Patients satisfied with the time they had to wait for an appointment	9	9	N/A	89.2%	88.8%	88.8%

* This is based on patients treated on this contract for their most recent course of treatment. Figures in italics indicate the base number of FP17s or Patient Questionnaire responses are less than 100. N/A is shown where the base number of responses is less than 10 during the period. % is calculated as Quantity/Base number*100

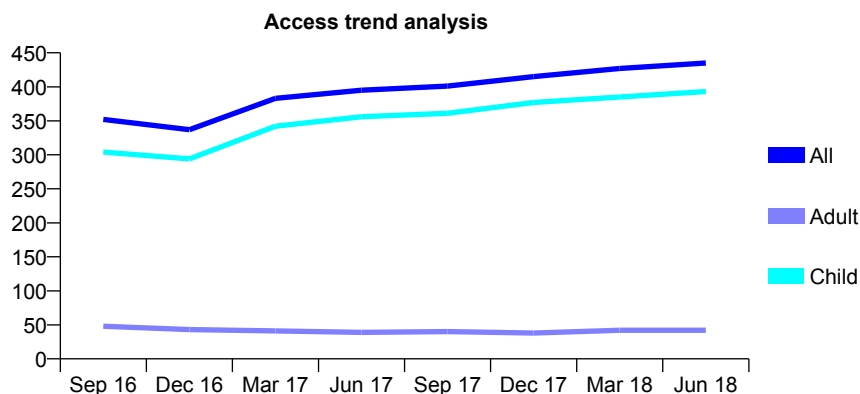
Q70 - Vital Signs At a Glance Contract Report for 635901/0001 - June 2018

Name or company name	Oakley Road Dental Practice
Contract type name	GDS Contract
Purpose of contract	General
Contract start date	01/04/2006
Contract end date	

18/19 Contracted general activity (UDA)	700
Carry forward general activity (UDA)	0
18/19 Contracted orthodontic activity (UOA)	0
Carry forward orthodontic activity (UOA)	0
Baseline contract value	£16,126.39

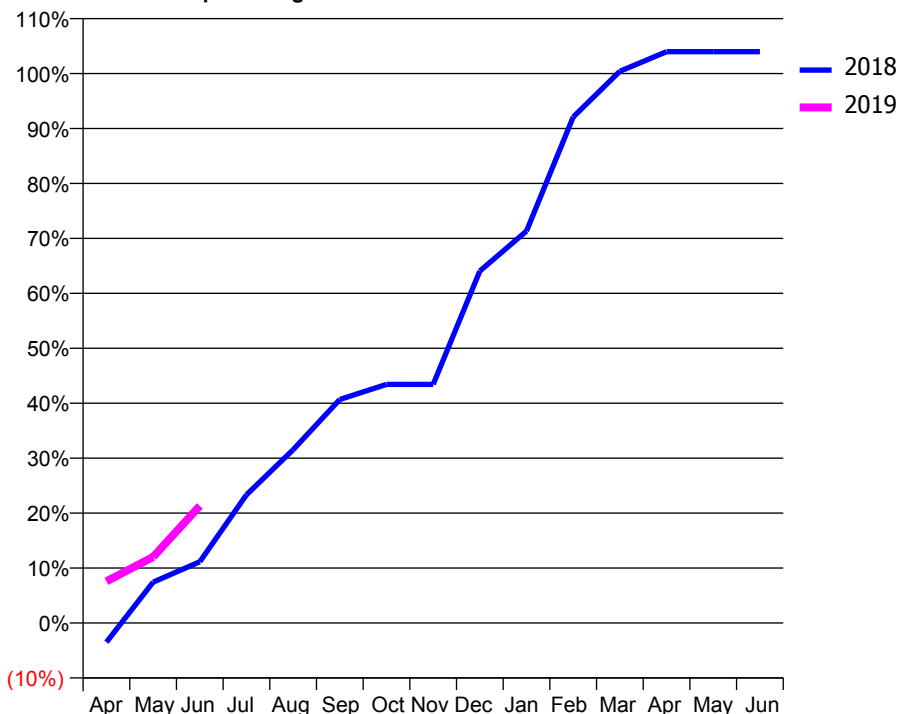
ACCESS*

Patients seen in 24 months	Total	Change since previous quarter
Quarter ending June 2017	395	
Quarter ending September 2017	401	→
Quarter ending December 2017	415	↑
Quarter ending March 2018	427	↑
Quarter ending June 2018	435	→
Variance since June 2017	10.1%	↑



ACTIVITY

Cumulative percentage of contracted UDA delivered 2018 & 2019



Adjusted Scheduled Activity (UDA)		
Month	2018	2019
April	-25	53
May	52	84
June	78	149
July	163	
August	221	
September	285	
October	304	
November	304	
December	448	
January	499	
February	645	
March	703	
April	728	
May	728	
June	728	

QUALITY

	Quantity	Base Number	Contract	AT	Region	England
% of FP17s for the same patient ID Re-attending within 3 months - Children	9	133	6.8%	9.7%	11.0%	11.5%
% of FP17s for the same patient ID Re-attending within 3 months - Adults	0	0	N/A	13.9%	15.3%	15.4%
% of FP17s for the same patient ID Re-attending between 3 & 9 months - Children	81	133	60.9%	61.6%	61.2%	58.9%
% of FP17s for the same patient ID Re-attending between 3 & 9 months - Adults	0	0	N/A	53.5%	52.9%	51.6%
% of FP17s for Band 1 Urgent Courses	1	118	0.8%	9.8%	9.4%	8.9%
% of FP17s Relating to Free Repair or Replacements	0	118	0.0%	0.6%	0.7%	0.8%
% of FP17s Relating to Continuations	1	118	0.8%	0.9%	0.9%	0.9%
% of Patients satisfied with the dentistry they have received	0	0	N/A	92.3%	93.6%	93.2%
% of Patients satisfied with the time they had to wait for an appointment	0	0	N/A	89.2%	88.8%	88.8%

* This is based on patients treated on this contract for their most recent course of treatment. Figures in italics indicate the base number of FP17s or Patient Questionnaire responses are less than 100. N/A is shown where the base number of responses is less than 10 during the period. % is calculated as Quantity/Base number*100

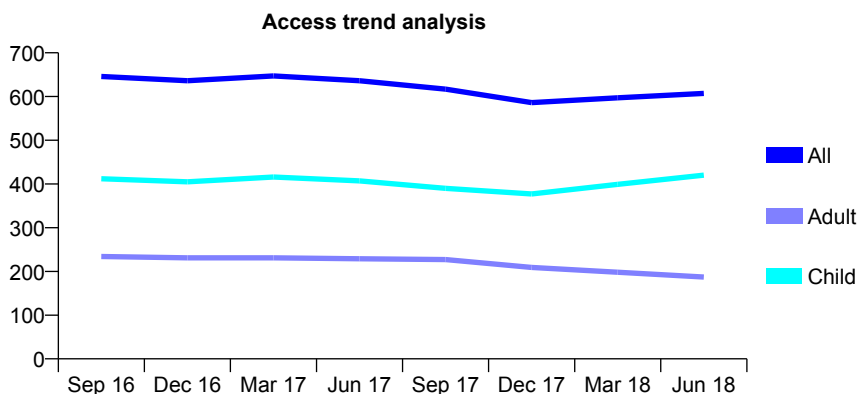
Q70 - Vital Signs At a Glance Contract Report for 636150/0001 - June 2018

Name or company name	MR JF KAVANAGH
Contract type name	GDS Contract
Purpose of contract	General
Contract start date	01/04/2006
Contract end date	

18/19 Contracted general activity (UDA)	1,160
Carry forward general activity (UDA)	0
18/19 Contracted orthodontic activity (UOA)	0
Carry forward orthodontic activity (UOA)	0
Baseline contract value	£25,034.42

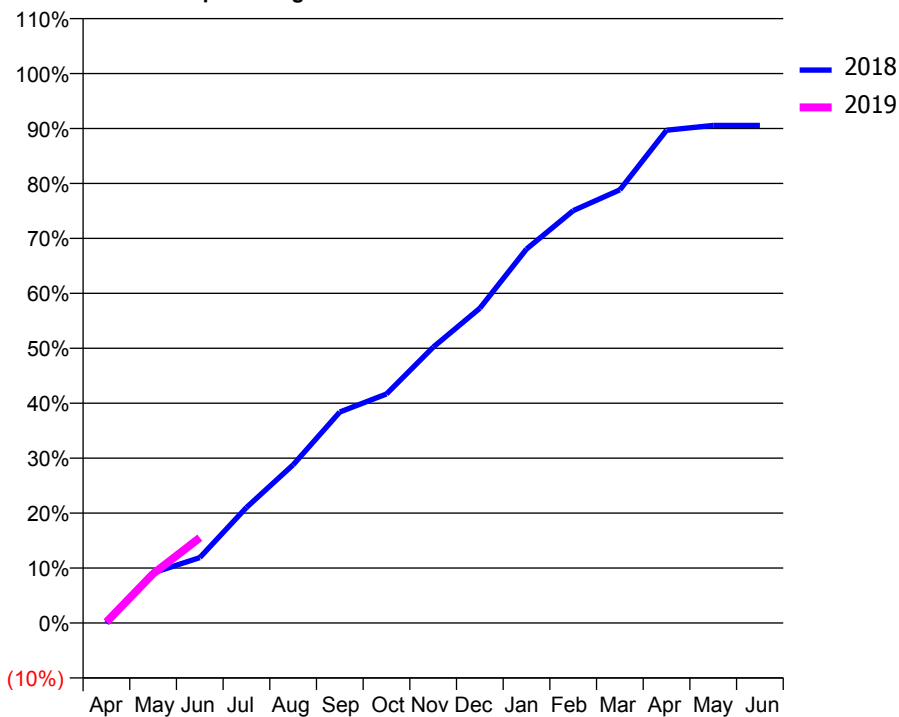
ACCESS*

Patients seen in 24 months	Total	Change since previous quarter
Quarter ending June 2017	636	
Quarter ending September 2017	617	↓
Quarter ending December 2017	586	↓
Quarter ending March 2018	597	→
Quarter ending June 2018	607	→
Variance since June 2017	(4.6%)	↓



ACTIVITY

Cumulative percentage of contracted UDA delivered 2018 & 2019



Month	Adjusted Scheduled Activity (UDA)	
	2018	2019
April	0	2
May	106	104
June	138	180
July	244	
August	334	
September	445	
October	483	
November	582	
December	664	
January	789	
February	870	
March	914	
April	1,040	
May	1,050	
June	1,050	

QUALITY

	Quantity	Base Number	Contract	AT	Region	England
% of FP17s for the same patient ID Re-attending within 3 months - Children	16	194	8.2%	9.7%	11.0%	11.5%
% of FP17s for the same patient ID Re-attending within 3 months - Adults	11	55	20.0%	13.9%	15.3%	15.4%
% of FP17s for the same patient ID Re-attending between 3 & 9 months - Children	97	194	50.0%	61.6%	61.2%	58.9%
% of FP17s for the same patient ID Re-attending between 3 & 9 months - Adults	28	55	50.9%	53.5%	52.9%	51.6%
% of FP17s for Band 1 Urgent Courses	0	133	0.0%	9.8%	9.4%	8.9%
% of FP17s Relating to Free Repair or Replacements	0	133	0.0%	0.6%	0.7%	0.8%
% of FP17s Relating to Continuations	0	133	0.0%	0.9%	0.9%	0.9%
% of Patients satisfied with the dentistry they have received	0	0	N/A	92.3%	93.6%	93.2%
% of Patients satisfied with the time they had to wait for an appointment	0	0	N/A	89.2%	88.8%	88.8%

* This is based on patients treated on this contract for their most recent course of treatment. Figures in italics indicate the base number of FP17s or Patient Questionnaire responses are less than 100. N/A is shown where the base number of responses is less than 10 during the period. % is calculated as Quantity/Base number*100

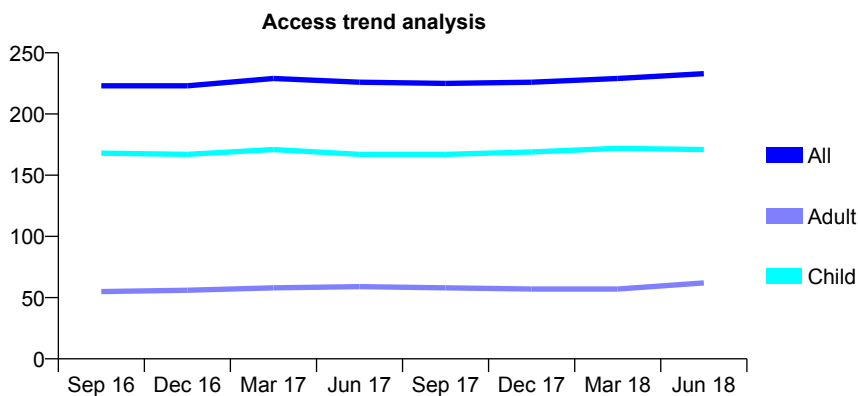
Q70 - Vital Signs At a Glance Contract Report for 643106/0001 - June 2018

Name or company name	MR AR PRYNNE
Contract type name	GDS Contract
Purpose of contract	General
Contract start date	01/04/2006
Contract end date	

18/19 Contracted general activity (UDA)	400
Carry forward general activity (UDA)	0
18/19 Contracted orthodontic activity (UOA)	0
Carry forward orthodontic activity (UOA)	0
Baseline contract value	£10,196.33

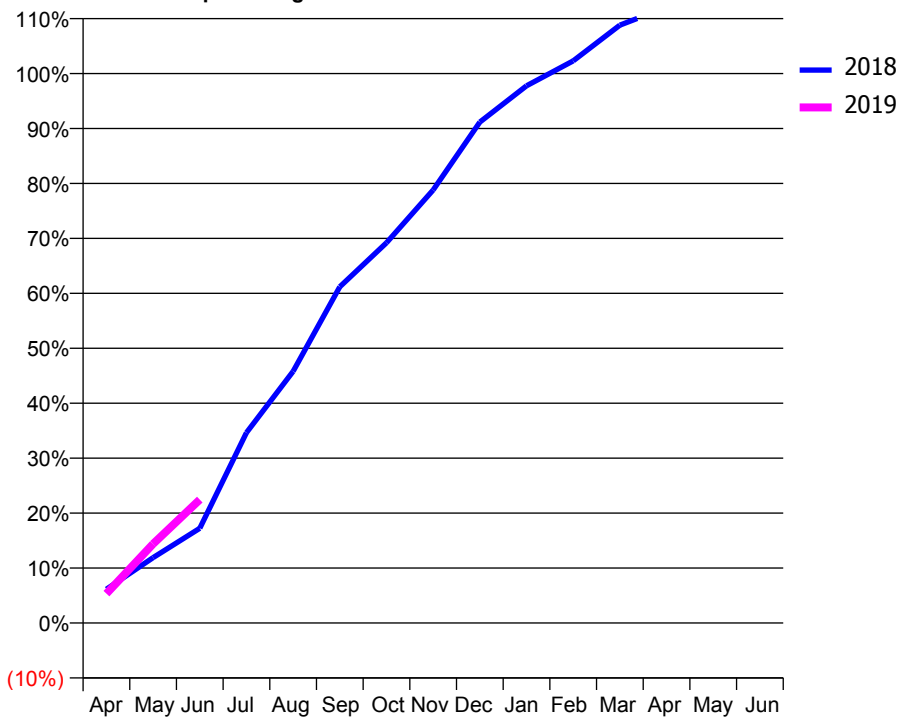
ACCESS*

Patients seen in 24 months	Total	Change since previous quarter
Quarter ending June 2017	226	
Quarter ending September 2017	225	→
Quarter ending December 2017	226	→
Quarter ending March 2018	229	→
Quarter ending June 2018	233	→
Variance since June 2017	3.1%	↑



ACTIVITY

Cumulative percentage of contracted UDA delivered 2018 & 2019



Adjusted Scheduled Activity (UDA)

Month	2018	2019
April	25	21
May	48	58
June	69	90
July	139	
August	183	
September	245	
October	277	
November	315	
December	365	
January	391	
February	409	
March	435	
April	448	
May	448	
June	448	

QUALITY

	Quantity	Base Number	Contract	AT	Region	England
% of FP17s for the same patient ID Re-attending within 3 months - Children	5	69	7.2%	9.7%	11.0%	11.5%
% of FP17s for the same patient ID Re-attending within 3 months - Adults	1	11	9.1%	13.9%	15.3%	15.4%
% of FP17s for the same patient ID Re-attending between 3 & 9 months - Children	41	69	59.4%	61.6%	61.2%	58.9%
% of FP17s for the same patient ID Re-attending between 3 & 9 months - Adults	4	11	36.4%	53.5%	52.9%	51.6%
% of FP17s for Band 1 Urgent Courses	4	69	5.8%	9.8%	9.4%	8.9%
% of FP17s Relating to Free Repair or Replacements	0	69	0.0%	0.6%	0.7%	0.8%
% of FP17s Relating to Continuations	2	69	2.9%	0.9%	0.9%	0.9%
% of Patients satisfied with the dentistry they have received	0	0	N/A	92.3%	93.6%	93.2%
% of Patients satisfied with the time they had to wait for an appointment	0	0	N/A	89.2%	88.8%	88.8%

* This is based on patients treated on this contract for their most recent course of treatment. Figures in italics indicate the base number of FP17s or Patient Questionnaire responses are less than 100. N/A is shown where the base number of responses is less than 10 during the period. % is calculated as Quantity/Base number*100

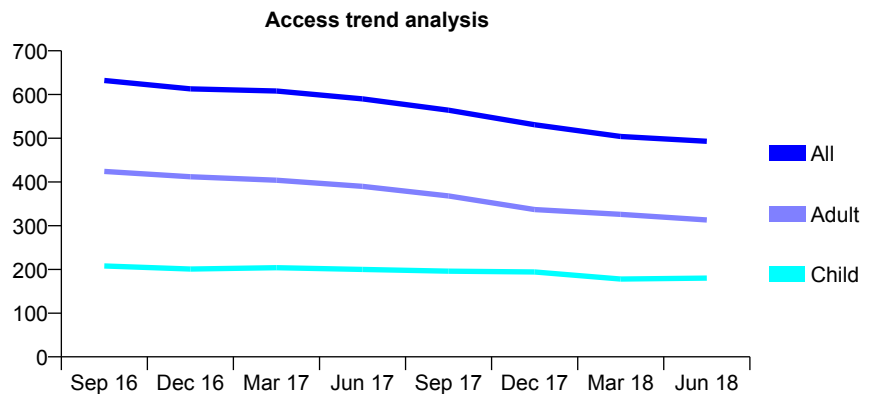
Q70 - Vital Signs At a Glance Contract Report for 648353/0001 - June 2018

Name or company name	MR MR RICHARDS
Contract type name	GDS Contract
Purpose of contract	General
Contract start date	01/04/2006
Contract end date	

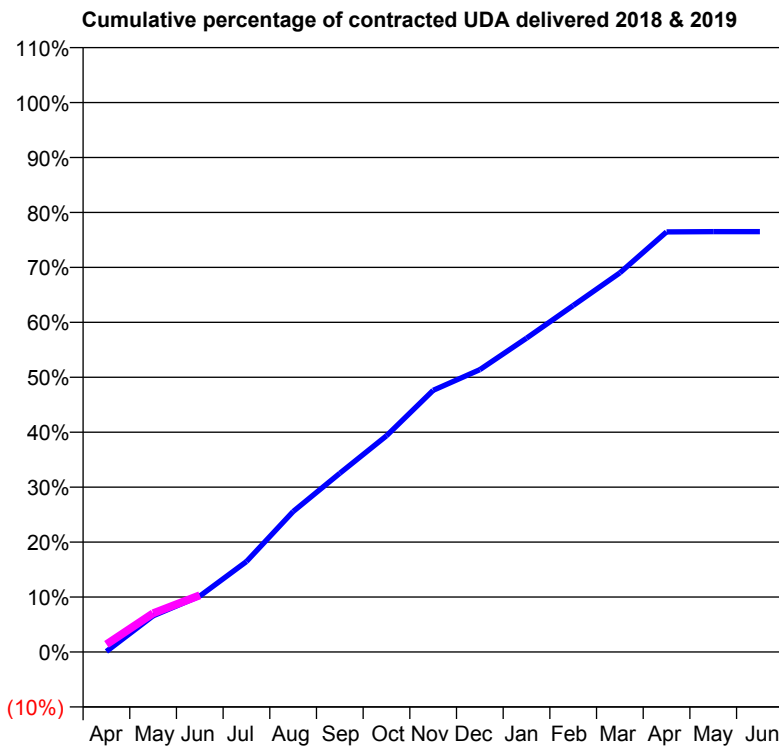
18/19 Contracted general activity (UDA)	2,000
Carry forward general activity (UDA)	0
18/19 Contracted orthodontic activity (UOA)	0
Carry forward orthodontic activity (UOA)	0
Baseline contract value	£49,476.98

ACCESS*

Patients seen in 24 months	Total	Change since previous quarter
Quarter ending June 2017	590	
Quarter ending September 2017	564	↓
Quarter ending December 2017	531	↓
Quarter ending March 2018	504	↓
Quarter ending June 2018	493	↓
Variance since June 2017	(16.4%)	↓



ACTIVITY



Month	Adjusted Scheduled Activity (UDA)	
	2018	2019
April	3	28
May	165	141
June	255	206
July	411	
August	639	
September	813	
October	984	
November	1,190	
December	1,285	
January	1,428	
February	1,577	
March	1,725	
April	1,912	
May	1,913	
June	1,913	

QUALITY

	Quantity	Base Number	Contract	AT	Region	England
% of FP17s for the same patient ID Re-attending within 3 months - Children	3	55	5.5%	9.7%	11.0%	11.5%
% of FP17s for the same patient ID Re-attending within 3 months - Adults	15	76	19.7%	13.9%	15.3%	15.4%
% of FP17s for the same patient ID Re-attending between 3 & 9 months - Children	27	55	49.1%	61.6%	61.2%	58.9%
% of FP17s for the same patient ID Re-attending between 3 & 9 months - Adults	34	76	44.7%	53.5%	52.9%	51.6%
% of FP17s for Band 1 Urgent Courses	2	90	2.2%	9.8%	9.4%	8.9%
% of FP17s Relating to Free Repair or Replacements	0	90	0.0%	0.6%	0.7%	0.8%
% of FP17s Relating to Continuations	0	90	0.0%	0.9%	0.9%	0.9%
% of Patients satisfied with the dentistry they have received	2	2	N/A	92.3%	93.6%	93.2%
% of Patients satisfied with the time they had to wait for an appointment	2	2	N/A	89.2%	88.8%	88.8%

* This is based on patients treated on this contract for their most recent course of treatment. Figures in italics indicate the base number of FP17s or Patient Questionnaire responses are less than 100. N/A is shown where the base number of responses is less than 10 during the period. % is calculated as Quantity/Base number*100

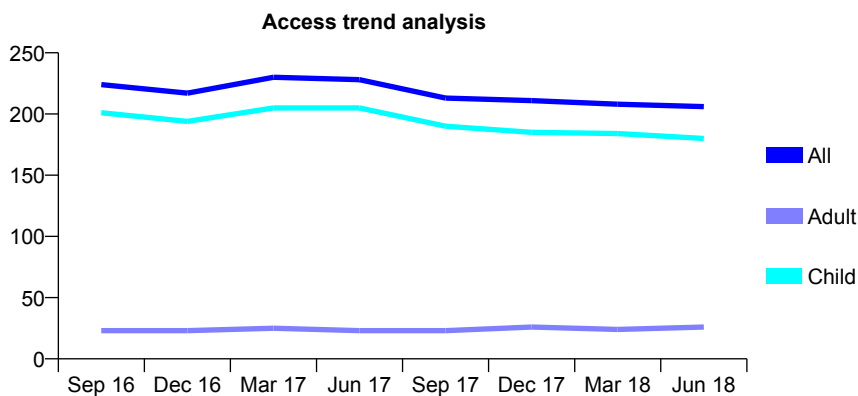
Q70 - Vital Signs At a Glance Contract Report for 648515/0002 - June 2018

Name or company name	MR GJ QUIGLEY
Contract type name	GDS Contract
Purpose of contract	General
Contract start date	21/04/2008
Contract end date	

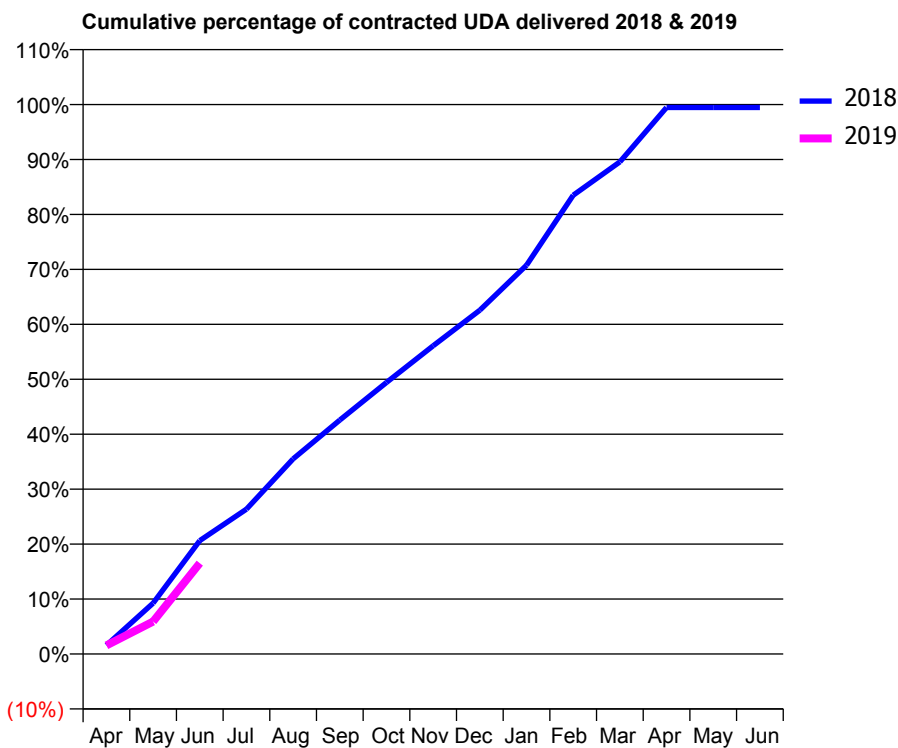
18/19 Contracted general activity (UDA)	527
Carry forward general activity (UDA)	0
18/19 Contracted orthodontic activity (UOA)	0
Carry forward orthodontic activity (UOA)	0
Baseline contract value	£12,388.21

ACCESS*

Patients seen in 24 months	Total	Change since previous quarter
Quarter ending June 2017	228	
Quarter ending September 2017	213	↓
Quarter ending December 2017	211	→
Quarter ending March 2018	208	↓
Quarter ending June 2018	206	→
Variance since June 2017	(9.6%)	↓



ACTIVITY



Month	Adjusted Scheduled Activity (UDA)	
	2018	2019
April	8	8
May	49	31
June	109	87
July	139	
August	187	
September	224	
October	260	
November	296	
December	330	
January	373	
February	440	
March	472	
April	524	
May	524	
June	524	

QUALITY

	Quantity	Base Number	Contract	AT	Region	England
% of FP17s for the same patient ID Re-attending within 3 months - Children	3	93	3.2%	9.7%	11.0%	11.5%
% of FP17s for the same patient ID Re-attending within 3 months - Adults	0	0	N/A	13.9%	15.3%	15.4%
% of FP17s for the same patient ID Re-attending between 3 & 9 months - Children	75	93	80.6%	61.6%	61.2%	58.9%
% of FP17s for the same patient ID Re-attending between 3 & 9 months - Adults	0	0	N/A	53.5%	52.9%	51.6%
% of FP17s for Band 1 Urgent Courses	1	67	1.5%	9.8%	9.4%	8.9%
% of FP17s Relating to Free Repair or Replacements	0	67	0.0%	0.6%	0.7%	0.8%
% of FP17s Relating to Continuations	0	67	0.0%	0.9%	0.9%	0.9%
% of Patients satisfied with the dentistry they have received	0	0	N/A	92.3%	93.6%	93.2%
% of Patients satisfied with the time they had to wait for an appointment	0	0	N/A	89.2%	88.8%	88.8%

* This is based on patients treated on this contract for their most recent course of treatment. Figures in italics indicate the base number of FP17s or Patient Questionnaire responses are less than 100. N/A is shown where the base number of responses is less than 10 during the period. % is calculated as Quantity/Base number*100

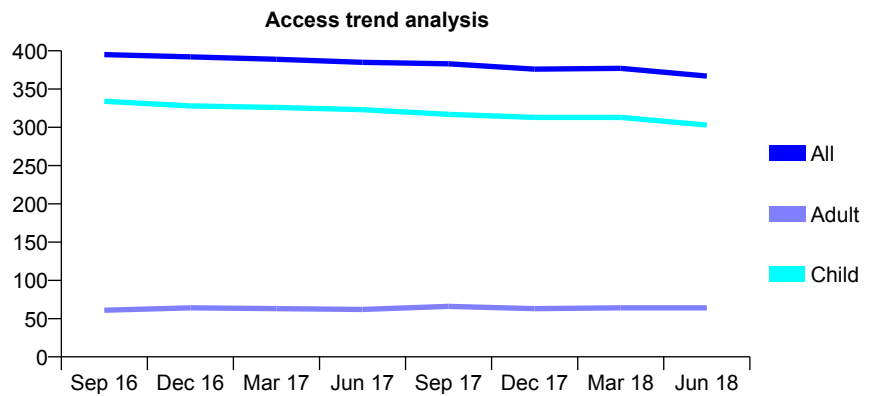
Q70 - Vital Signs At a Glance Contract Report for 649619/0001 - June 2018

Name or company name	MR ND GREENWAY
Contract type name	GDS Contract
Purpose of contract	General
Contract start date	01/04/2006
Contract end date	

18/19 Contracted general activity (UDA)	662
Carry forward general activity (UDA)	0
18/19 Contracted orthodontic activity (UOA)	0
Carry forward orthodontic activity (UOA)	0
Baseline contract value	£16,722.79

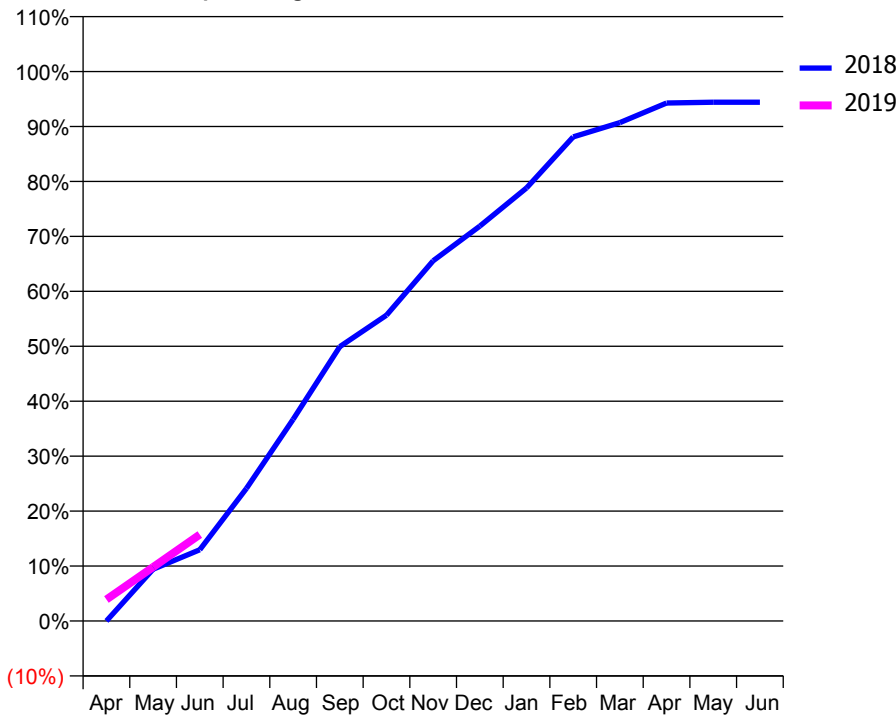
ACCESS*

Patients seen in 24 months	Total	Change since previous quarter
Quarter ending June 2017	385	
Quarter ending September 2017	383	→
Quarter ending December 2017	376	↓
Quarter ending March 2018	377	→
Quarter ending June 2018	367	↓
Variance since June 2017	(4.7%)	↓



ACTIVITY

Cumulative percentage of contracted UDA delivered 2018 & 2019



Adjusted Scheduled Activity (UDA)		
Month	2018	2019
April	0	26
May	58	65
June	80	104
July	150	
August	228	
September	310	
October	345	
November	406	
December	446	
January	489	
February	546	
March	562	
April	584	
May	585	
June	585	

QUALITY

	Quantity	Base Number	Contract	AT	Region	England
% of FP17s for the same patient ID Re-attending within 3 months - Children	8	101	7.9%	9.7%	11.0%	11.5%
% of FP17s for the same patient ID Re-attending within 3 months - Adults	1	4	25.0%	13.9%	15.3%	15.4%
% of FP17s for the same patient ID Re-attending between 3 & 9 months - Children	57	101	56.4%	61.6%	61.2%	58.9%
% of FP17s for the same patient ID Re-attending between 3 & 9 months - Adults	2	4	50.0%	53.5%	52.9%	51.6%
% of FP17s for Band 1 Urgent Courses	1	86	1.2%	9.8%	9.4%	8.9%
% of FP17s Relating to Free Repair or Replacements	0	86	0.0%	0.6%	0.7%	0.8%
% of FP17s Relating to Continuations	0	86	0.0%	0.9%	0.9%	0.9%
% of Patients satisfied with the dentistry they have received	0	0	N/A	92.3%	93.6%	93.2%
% of Patients satisfied with the time they had to wait for an appointment	0	0	N/A	89.2%	88.8%	88.8%

* This is based on patients treated on this contract for their most recent course of treatment. Figures in italics indicate the base number of FP17s or Patient Questionnaire responses are less than 100. N/A is shown where the base number of responses is less than 10 during the period. % is calculated as Quantity/Base number*100

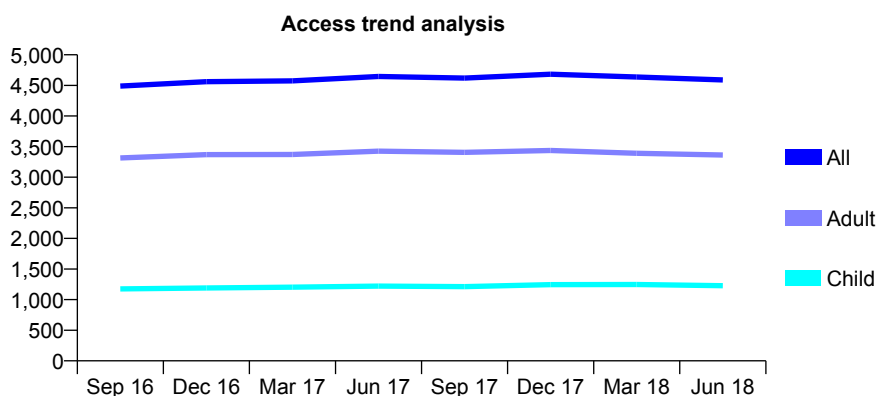
Q70 - Vital Signs At a Glance Contract Report for 650552/0001 - June 2018

Name or company name	The Verne Dental Surgery Partnership
Contract type name	GDS Contract
Purpose of contract	General
Contract start date	01/04/2006
Contract end date	

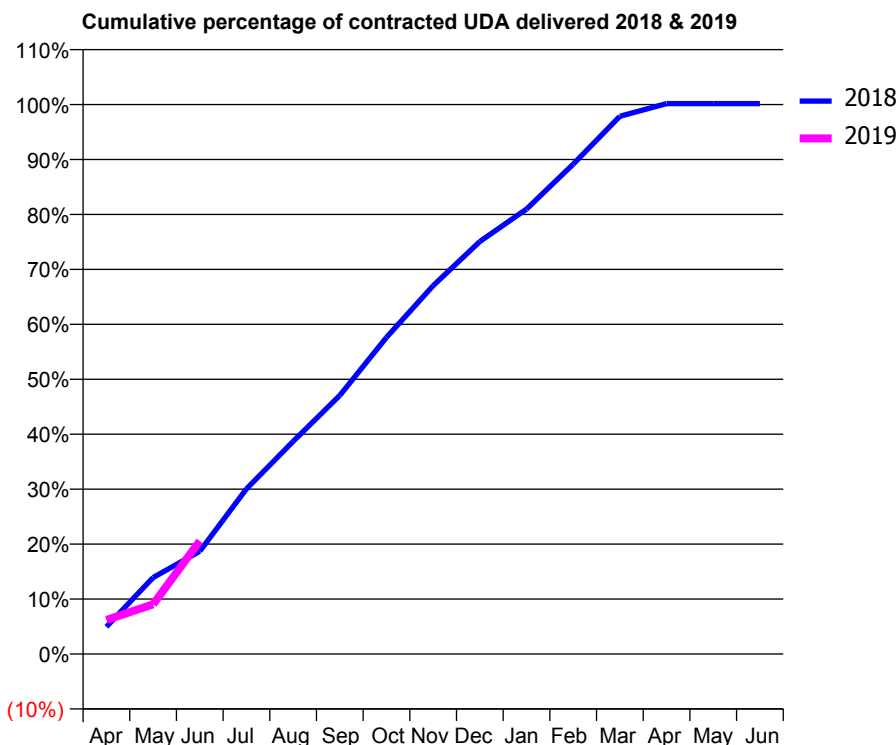
18/19 Contracted general activity (UDA)	11,069
Carry forward general activity (UDA)	0
18/19 Contracted orthodontic activity (UOA)	0
Carry forward orthodontic activity (UOA)	0
Baseline contract value	£294,803.06

ACCESS*

Patients seen in 24 months	Total	Change since previous quarter
Quarter ending June 2017	4,646	
Quarter ending September 2017	4,619	→
Quarter ending December 2017	4,682	→
Quarter ending March 2018	4,638	→
Quarter ending June 2018	4,590	↓
Variance since June 2017	(1.2%)	↓



ACTIVITY



Month	Adjusted Scheduled Activity (UDA)	
	2018	2019
April	530	687
May	1,484	1,000
June	1,994	2,277
July	3,207	
August	4,129	
September	5,022	
October	6,148	
November	7,153	
December	8,010	
January	8,640	
February	9,511	
March	10,441	
April	10,687	
May	10,687	
June	10,687	

QUALITY

	Quantity	Base Number	Contract	AT	Region	England
% of FP17s for the same patient ID Re-attending within 3 months - Children	19	335	5.7%	9.7%	11.0%	11.5%
% of FP17s for the same patient ID Re-attending within 3 months - Adults	183	1,068	17.1%	13.9%	15.3%	15.4%
% of FP17s for the same patient ID Re-attending between 3 & 9 months - Children	186	335	55.5%	61.6%	61.2%	58.9%
% of FP17s for the same patient ID Re-attending between 3 & 9 months - Adults	522	1,068	48.9%	53.5%	52.9%	51.6%
% of FP17s for Band 1 Urgent Courses	130	1,273	10.2%	9.8%	9.4%	8.9%
% of FP17s Relating to Free Repair or Replacements	12	1,273	0.9%	0.6%	0.7%	0.8%
% of FP17s Relating to Continuations	33	1,273	2.6%	0.9%	0.9%	0.9%
% of Patients satisfied with the dentistry they have received	5	5	N/A	92.3%	93.6%	93.2%
% of Patients satisfied with the time they had to wait for an appointment	5	5	N/A	89.2%	88.8%	88.8%

* This is based on patients treated on this contract for their most recent course of treatment. Figures in italics indicate the base number of FP17s or Patient Questionnaire responses are less than 100. N/A is shown where the base number of responses is less than 10 during the period. % is calculated as Quantity/Base number*100

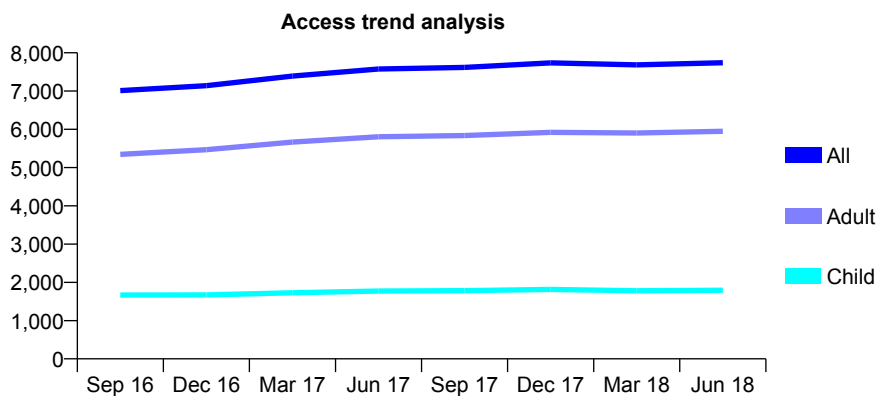
Q70 - Vital Signs At a Glance Contract Report for 651206/0001 - June 2018

Name or company name	MRS HC CADDICK
Contract type name	GDS Contract
Purpose of contract	General
Contract start date	01/04/2006
Contract end date	

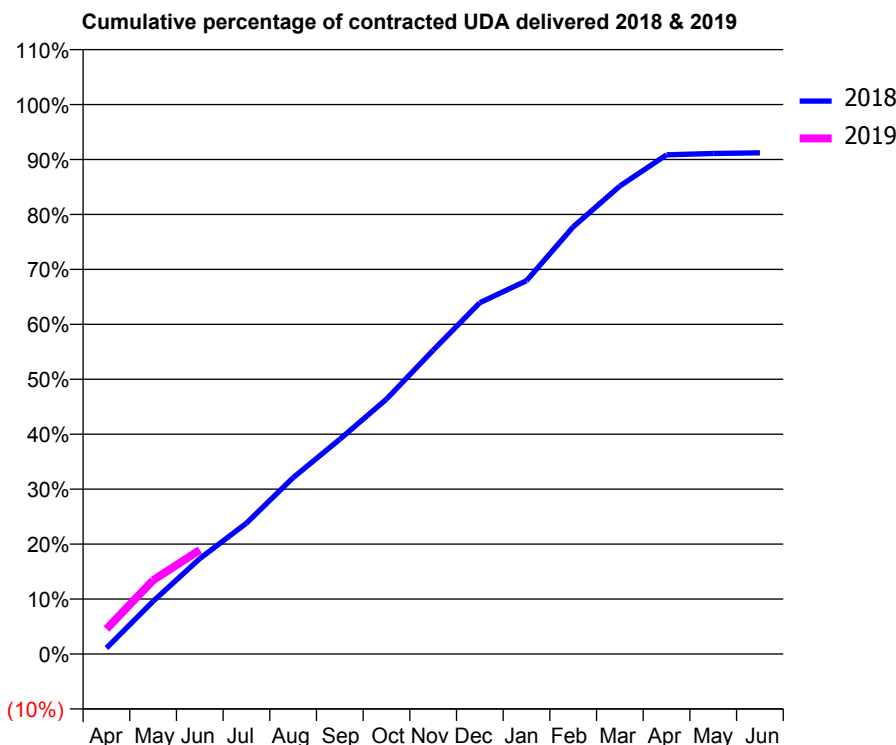
18/19 Contracted general activity (UDA)	23,601
Carry forward general activity (UDA)	0
18/19 Contracted orthodontic activity (UOA)	0
Carry forward orthodontic activity (UOA)	0
Baseline contract value	£664,607.71

ACCESS*

Patients seen in 24 months	Total	Change since previous quarter
Quarter ending June 2017	7,576	
Quarter ending September 2017	7,618	→
Quarter ending December 2017	7,738	→
Quarter ending March 2018	7,683	→
Quarter ending June 2018	7,742	→
Variance since June 2017	2.2%	↑



ACTIVITY



Month	Adjusted Scheduled Activity (UDA)	
	2018	2019
April	255	1,074
May	2,262	3,172
June	4,099	4,470
July	5,623	
August	7,575	
September	9,223	
October	10,946	
November	13,050	
December	15,089	
January	16,035	
February	18,347	
March	20,099	
April	21,438	
May	21,494	
June	21,525	

QUALITY

	Quantity	Base Number	Contract	AT	Region	England
% of FP17s for the same patient ID Re-attending within 3 months - Children	52	710	7.3%	9.7%	11.0%	11.5%
% of FP17s for the same patient ID Re-attending within 3 months - Adults	284	2,187	13.0%	13.9%	15.3%	15.4%
% of FP17s for the same patient ID Re-attending between 3 & 9 months - Children	436	710	61.4%	61.6%	61.2%	58.9%
% of FP17s for the same patient ID Re-attending between 3 & 9 months - Adults	1,217	2,187	55.6%	53.5%	52.9%	51.6%
% of FP17s for Band 1 Urgent Courses	149	2,018	7.4%	9.8%	9.4%	8.9%
% of FP17s Relating to Free Repair or Replacements	16	2,018	0.8%	0.6%	0.7%	0.8%
% of FP17s Relating to Continuations	4	2,018	0.2%	0.9%	0.9%	0.9%
% of Patients satisfied with the dentistry they have received	7	9	N/A	92.3%	93.6%	93.2%
% of Patients satisfied with the time they had to wait for an appointment	7	9	N/A	89.2%	88.8%	88.8%

* This is based on patients treated on this contract for their most recent course of treatment. Figures in italics indicate the base number of FP17s or Patient Questionnaire responses are less than 100. N/A is shown where the base number of responses is less than 10 during the period. % is calculated as Quantity/Base number*100

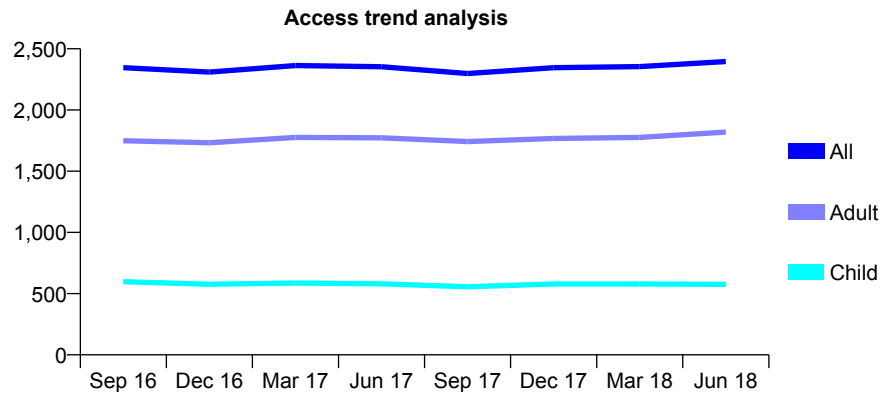
Q70 - Vital Signs At a Glance Contract Report for 657662/0001 - June 2018

Name or company name	MR AJ SHEEHAN
Contract type name	GDS Contract
Purpose of contract	General
Contract start date	01/04/2006
Contract end date	

18/19 Contracted general activity (UDA)	3,610
Carry forward general activity (UDA)	0
18/19 Contracted orthodontic activity (UOA)	0
Carry forward orthodontic activity (UOA)	0
Baseline contract value	£85,288.65

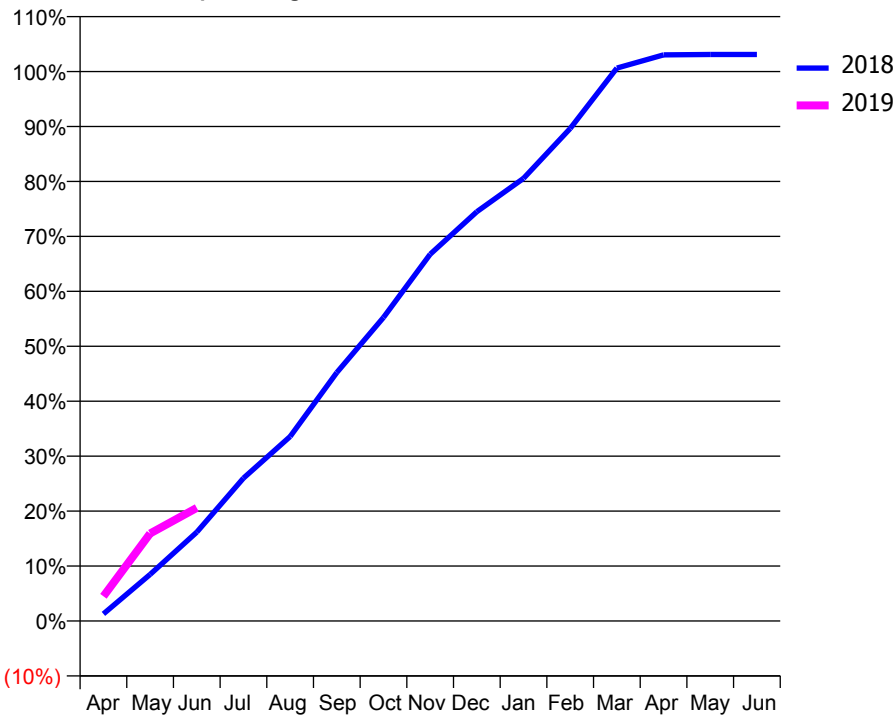
ACCESS*

Patients seen in 24 months	Total	Change since previous quarter
Quarter ending June 2017	2,353	
Quarter ending September 2017	2,298	↓
Quarter ending December 2017	2,346	↑
Quarter ending March 2018	2,355	→
Quarter ending June 2018	2,396	→
Variance since June 2017	1.8%	→



ACTIVITY

Cumulative percentage of contracted UDA delivered 2018 & 2019



Month	Adjusted Scheduled Activity (UDA)	
	2018	2019
April	47	162
May	306	575
June	584	743
July	939	
August	1,212	
September	1,633	
October	1,994	
November	2,410	
December	2,689	
January	2,908	
February	3,236	
March	3,633	
April	3,719	
May	3,722	
June	3,722	

QUALITY

	Quantity	Base Number	Contract	AT	Region	England
% of FP17s for the same patient ID Re-attending within 3 months - Children	11	192	5.7%	9.7%	11.0%	11.5%
% of FP17s for the same patient ID Re-attending within 3 months - Adults	46	562	8.2%	13.9%	15.3%	15.4%
% of FP17s for the same patient ID Re-attending between 3 & 9 months - Children	117	192	60.9%	61.6%	61.2%	58.9%
% of FP17s for the same patient ID Re-attending between 3 & 9 months - Adults	328	562	58.4%	53.5%	52.9%	51.6%
% of FP17s for Band 1 Urgent Courses	10	368	2.7%	9.8%	9.4%	8.9%
% of FP17s Relating to Free Repair or Replacements	0	368	0.0%	0.6%	0.7%	0.8%
% of FP17s Relating to Continuations	5	368	1.4%	0.9%	0.9%	0.9%
% of Patients satisfied with the dentistry they have received	1	1	N/A	92.3%	93.6%	93.2%
% of Patients satisfied with the time they had to wait for an appointment	1	1	N/A	89.2%	88.8%	88.8%

* This is based on patients treated on this contract for their most recent course of treatment. Figures in italics indicate the base number of FP17s or Patient Questionnaire responses are less than 100. N/A is shown where the base number of responses is less than 10 during the period. % is calculated as Quantity/Base number*100

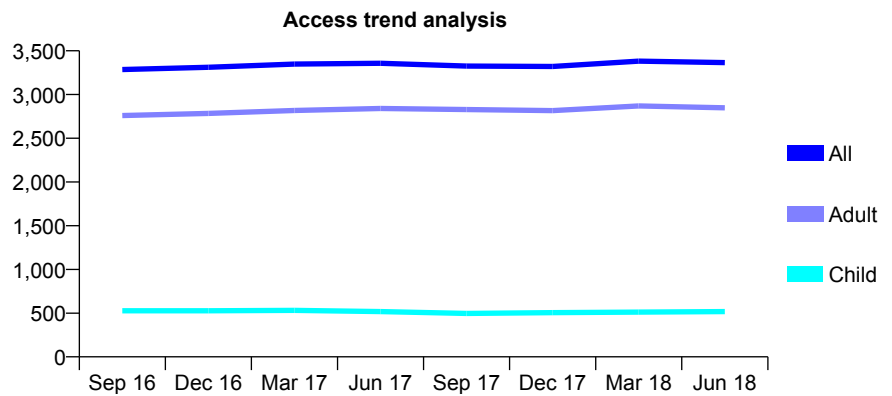
Q70 - Vital Signs At a Glance Contract Report for 659657/0001 - June 2018

Name or company name	MR TM FRADGLEY
Contract type name	GDS Contract
Purpose of contract	General
Contract start date	01/04/2006
Contract end date	

18/19 Contracted general activity (UDA)	11,037
Carry forward general activity (UDA)	0
18/19 Contracted orthodontic activity (UOA)	0
Carry forward orthodontic activity (UOA)	0
Baseline contract value	£254,223.41

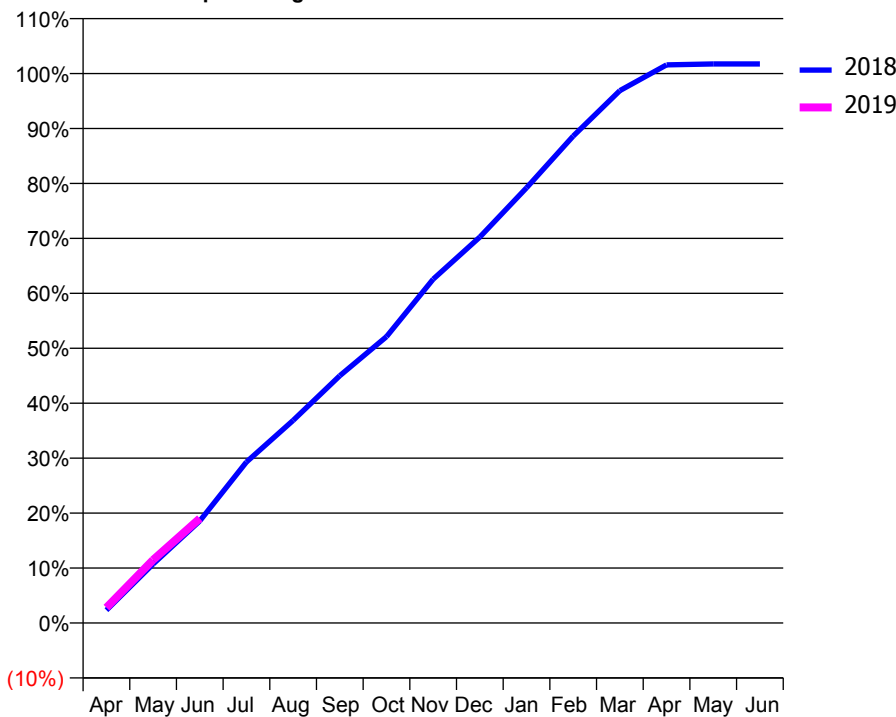
ACCESS*

Patients seen in 24 months	Total	Change since previous quarter
Quarter ending June 2017	3,358	
Quarter ending September 2017	3,325	→
Quarter ending December 2017	3,321	→
Quarter ending March 2018	3,382	→
Quarter ending June 2018	3,365	→
Variance since June 2017	0.2%	→



ACTIVITY

Cumulative percentage of contracted UDA delivered 2018 & 2019



Month	Adjusted Scheduled Activity (UDA)	
	2018	2019
April	258	308
May	1,185	1,267
June	2,051	2,100
July	3,235	
August	4,070	
September	4,968	
October	5,751	
November	6,907	
December	7,752	
January	8,741	
February	9,780	
March	10,693	
April	11,210	
May	11,230	
June	11,230	

QUALITY

	Quantity	Base Number	Contract	AT	Region	England
% of FP17s for the same patient ID Re-attending within 3 months - Children	3	141	2.1%	9.7%	11.0%	11.5%
% of FP17s for the same patient ID Re-attending within 3 months - Adults	36	756	4.8%	13.9%	15.3%	15.4%
% of FP17s for the same patient ID Re-attending between 3 & 9 months - Children	37	141	26.2%	61.6%	61.2%	58.9%
% of FP17s for the same patient ID Re-attending between 3 & 9 months - Adults	329	756	43.5%	53.5%	52.9%	51.6%
% of FP17s for Band 1 Urgent Courses	30	737	4.1%	9.8%	9.4%	8.9%
% of FP17s Relating to Free Repair or Replacements	4	737	0.5%	0.6%	0.7%	0.8%
% of FP17s Relating to Continuations	0	737	0.0%	0.9%	0.9%	0.9%
% of Patients satisfied with the dentistry they have received	4	4	N/A	92.3%	93.6%	93.2%
% of Patients satisfied with the time they had to wait for an appointment	4	4	N/A	89.2%	88.8%	88.8%

* This is based on patients treated on this contract for their most recent course of treatment. Figures in italics indicate the base number of FP17s or Patient Questionnaire responses are less than 100. N/A is shown where the base number of responses is less than 10 during the period. % is calculated as Quantity/Base number*100

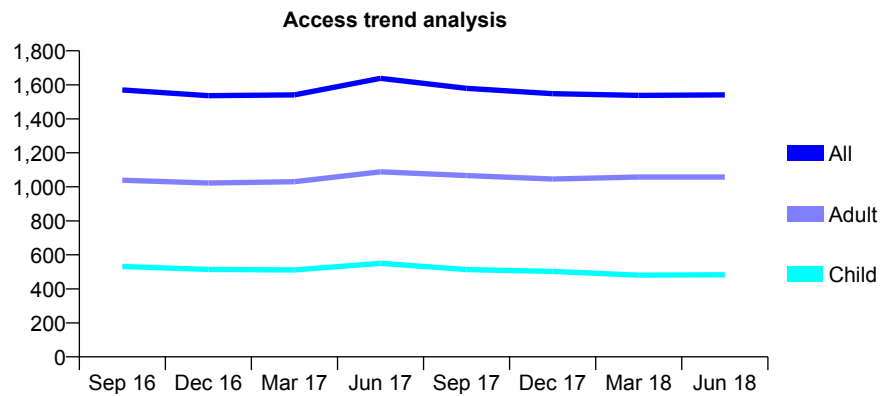
Q70 - Vital Signs At a Glance Contract Report for 674788/0001 - June 2018

Name or company name	New Church Road Dental Surgery
Contract type name	GDS Contract
Purpose of contract	General
Contract start date	01/04/2006
Contract end date	

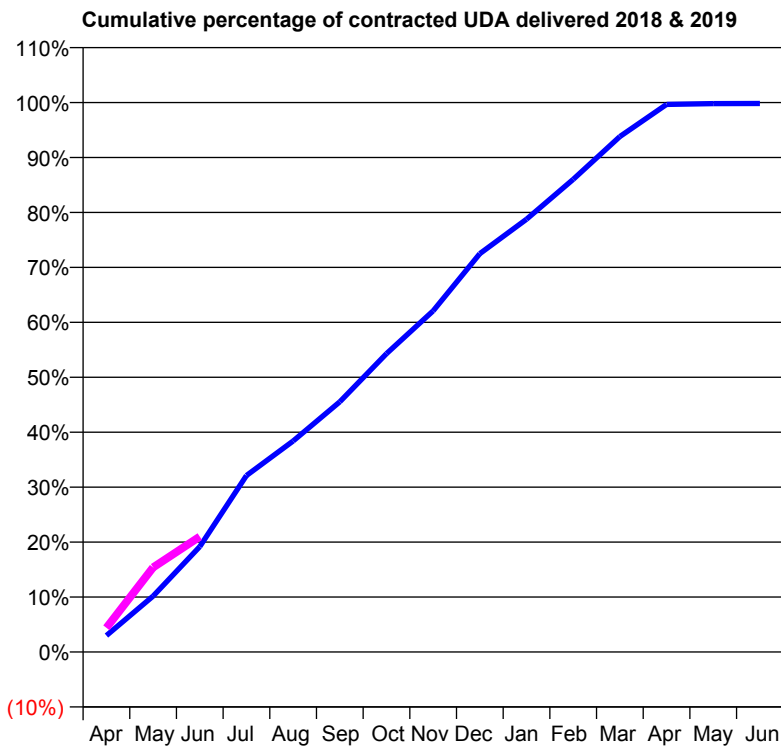
18/19 Contracted general activity (UDA)	3,828
Carry forward general activity (UDA)	0
18/19 Contracted orthodontic activity (UOA)	0
Carry forward orthodontic activity (UOA)	0
Baseline contract value	£101,016.05

ACCESS*

Patients seen in 24 months	Total	Change since previous quarter
Quarter ending June 2017	1,638	
Quarter ending September 2017	1,579	↓
Quarter ending December 2017	1,548	↓
Quarter ending March 2018	1,538	→
Quarter ending June 2018	1,541	→
Variance since June 2017	(5.9%)	↓



ACTIVITY



Adjusted Scheduled Activity (UDA)		
Month	2018	2019
April	114	168
May	390	590
June	734	804
July	1,229	
August	1,470	
September	1,744	
October	2,079	
November	2,377	
December	2,775	
January	3,015	
February	3,293	
March	3,591	
April	3,815	
May	3,820	
June	3,821	

QUALITY

	Quantity	Base Number	Contract	AT	Region	England
% of FP17s for the same patient ID Re-attending within 3 months - Children	7	203	3.4%	9.7%	11.0%	11.5%
% of FP17s for the same patient ID Re-attending within 3 months - Adults	21	378	5.6%	13.9%	15.3%	15.4%
% of FP17s for the same patient ID Re-attending between 3 & 9 months - Children	68	203	33.5%	61.6%	61.2%	58.9%
% of FP17s for the same patient ID Re-attending between 3 & 9 months - Adults	116	378	30.7%	53.5%	52.9%	51.6%
% of FP17s for Band 1 Urgent Courses	18	451	4.0%	9.8%	9.4%	8.9%
% of FP17s Relating to Free Repair or Replacements	2	451	0.4%	0.6%	0.7%	0.8%
% of FP17s Relating to Continuations	0	451	0.0%	0.9%	0.9%	0.9%
% of Patients satisfied with the dentistry they have received	2	2	N/A	92.3%	93.6%	93.2%
% of Patients satisfied with the time they had to wait for an appointment	2	2	N/A	89.2%	88.8%	88.8%

* This is based on patients treated on this contract for their most recent course of treatment. Figures in italics indicate the base number of FP17s or Patient Questionnaire responses are less than 100. N/A is shown where the base number of responses is less than 10 during the period. % is calculated as Quantity/Base number*100

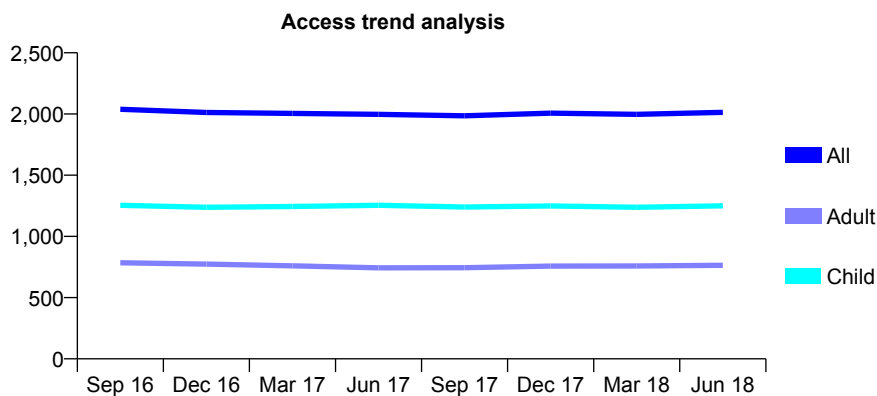
Q70 - Vital Signs At a Glance Contract Report for 675911/0001 - June 2018

Name or company name	Acorn Dental Health
Contract type name	GDS Contract
Purpose of contract	General
Contract start date	01/04/2006
Contract end date	

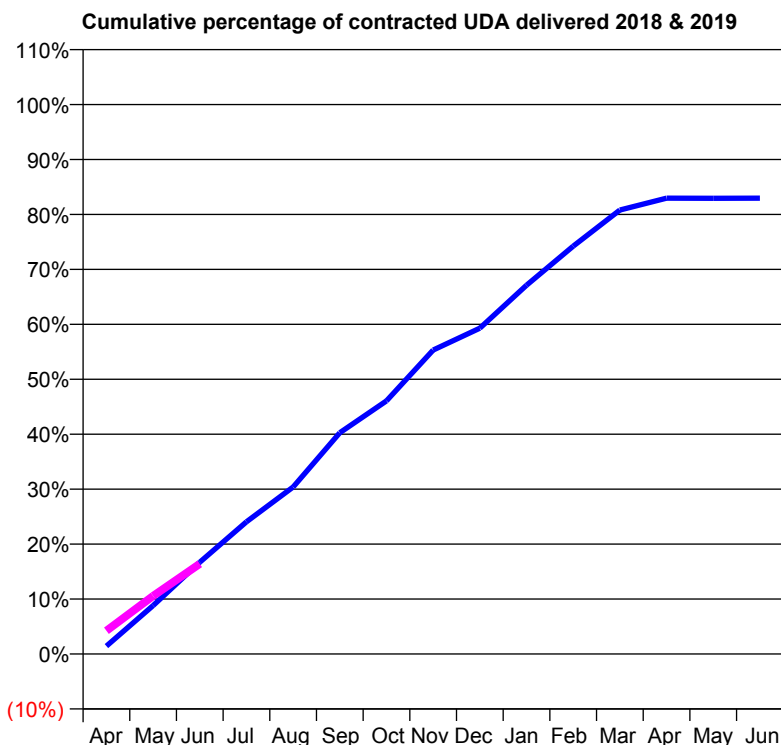
18/19 Contracted general activity (UDA)	5,400
Carry forward general activity (UDA)	0
18/19 Contracted orthodontic activity (UOA)	0
Carry forward orthodontic activity (UOA)	0
Baseline contract value	£137,884.85

ACCESS*

Patients seen in 24 months	Total	Change since previous quarter
Quarter ending June 2017	1,997	
Quarter ending September 2017	1,985	→
Quarter ending December 2017	2,007	→
Quarter ending March 2018	1,997	→
Quarter ending June 2018	2,014	→
Variance since June 2017	0.9%	→



ACTIVITY



Month	Adjusted Scheduled Activity (UDA)	
	2018	2019
April	78	228
May	476	571
June	903	886
July	1,299	
August	1,641	
September	2,175	
October	2,487	
November	2,987	
December	3,202	
January	3,624	
February	4,008	
March	4,363	
April	4,480	
May	4,478	
June	4,479	

QUALITY

	Quantity	Base Number	Contract	AT	Region	England
% of FP17s for the same patient ID Re-attending within 3 months - Children	17	442	3.8%	9.7%	11.0%	11.5%
% of FP17s for the same patient ID Re-attending within 3 months - Adults	26	236	11.0%	13.9%	15.3%	15.4%
% of FP17s for the same patient ID Re-attending between 3 & 9 months - Children	337	442	76.2%	61.6%	61.2%	58.9%
% of FP17s for the same patient ID Re-attending between 3 & 9 months - Adults	172	236	72.9%	53.5%	52.9%	51.6%
% of FP17s for Band 1 Urgent Courses	20	587	3.4%	9.8%	9.4%	8.9%
% of FP17s Relating to Free Repair or Replacements	1	587	0.2%	0.6%	0.7%	0.8%
% of FP17s Relating to Continuations	1	587	0.2%	0.9%	0.9%	0.9%
% of Patients satisfied with the dentistry they have received	1	1	N/A	92.3%	93.6%	93.2%
% of Patients satisfied with the time they had to wait for an appointment	1	1	N/A	89.2%	88.8%	88.8%

* This is based on patients treated on this contract for their most recent course of treatment. Figures in italics indicate the base number of FP17s or Patient Questionnaire responses are less than 100. N/A is shown where the base number of responses is less than 10 during the period. % is calculated as Quantity/Base number*100

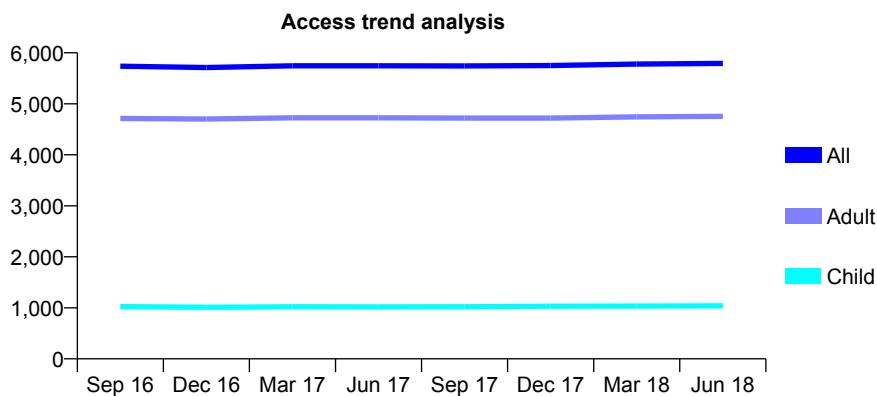
Q70 - Vital Signs At a Glance Contract Report for 677140/0001 - June 2018

Name or company name	MR RG CARNALL
Contract type name	GDS Contract
Purpose of contract	General
Contract start date	01/04/2006
Contract end date	

18/19 Contracted general activity (UDA)	17,500
Carry forward general activity (UDA)	0
18/19 Contracted orthodontic activity (UOA)	0
Carry forward orthodontic activity (UOA)	0
Baseline contract value	£381,675.68

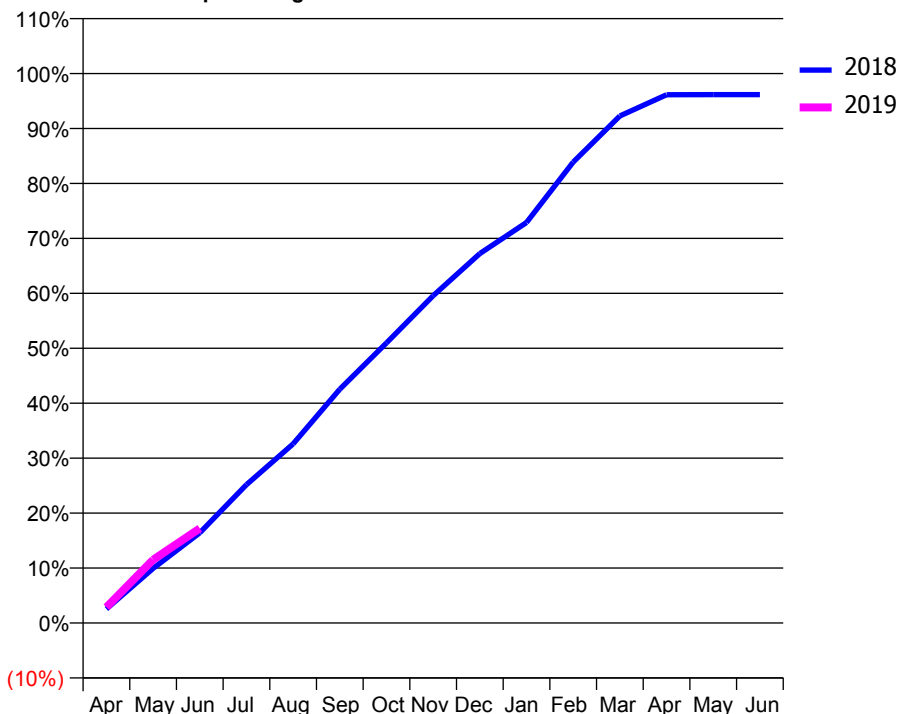
ACCESS*

Patients seen in 24 months	Total	Change since previous quarter
Quarter ending June 2017	5,744	
Quarter ending September 2017	5,743	→
Quarter ending December 2017	5,751	→
Quarter ending March 2018	5,779	→
Quarter ending June 2018	5,791	→
Variance since June 2017	0.8%	→



ACTIVITY

Cumulative percentage of contracted UDA delivered 2018 & 2019



Month	Adjusted Scheduled Activity (UDA)	
	2018	2019
April	449	505
May	1,738	2,015
June	2,871	3,013
July	4,405	
August	5,706	
September	7,446	
October	8,921	
November	10,422	
December	11,766	
January	12,757	
February	14,679	
March	16,146	
April	16,822	
May	16,826	
June	16,826	

QUALITY

	Quantity	Base Number	Contract	AT	Region	England
% of FP17s for the same patient ID Re-attending within 3 months - Children	20	316	6.3%	9.7%	11.0%	11.5%
% of FP17s for the same patient ID Re-attending within 3 months - Adults	208	1,660	12.5%	13.9%	15.3%	15.4%
% of FP17s for the same patient ID Re-attending between 3 & 9 months - Children	185	316	58.5%	61.6%	61.2%	58.9%
% of FP17s for the same patient ID Re-attending between 3 & 9 months - Adults	1,085	1,660	65.4%	53.5%	52.9%	51.6%
% of FP17s for Band 1 Urgent Courses	103	1,633	6.3%	9.8%	9.4%	8.9%
% of FP17s Relating to Free Repair or Replacements	24	1,633	1.5%	0.6%	0.7%	0.8%
% of FP17s Relating to Continuations	36	1,633	2.2%	0.9%	0.9%	0.9%
% of Patients satisfied with the dentistry they have received	3	4	N/A	92.3%	93.6%	93.2%
% of Patients satisfied with the time they had to wait for an appointment	2	4	N/A	89.2%	88.8%	88.8%

* This is based on patients treated on this contract for their most recent course of treatment. Figures in italics indicate the base number of FP17s or Patient Questionnaire responses are less than 100. N/A is shown where the base number of responses is less than 10 during the period. % is calculated as Quantity/Base number*100

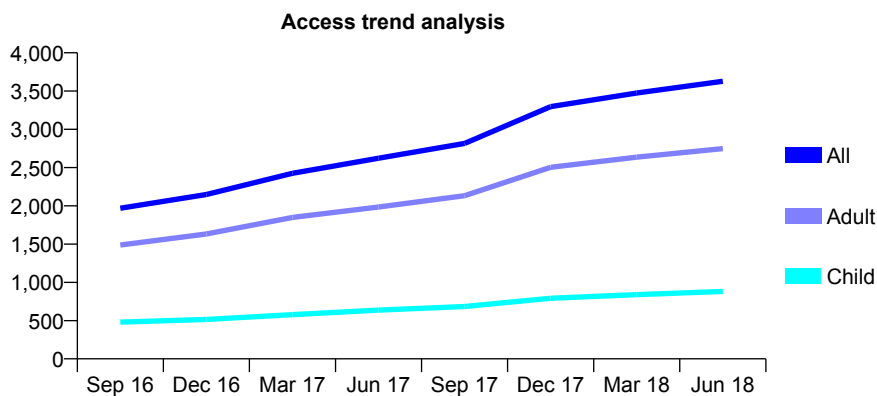
Q70 - Vital Signs At a Glance Contract Report for 688053/0001 - June 2018

Name or company name	Burgess Road Dental Practice
Contract type name	GDS Contract
Purpose of contract	General
Contract start date	01/04/2006
Contract end date	

18/19 Contracted general activity (UDA)	6,168
Carry forward general activity (UDA)	0
18/19 Contracted orthodontic activity (UOA)	0
Carry forward orthodontic activity (UOA)	0
Baseline contract value	£189,796.31

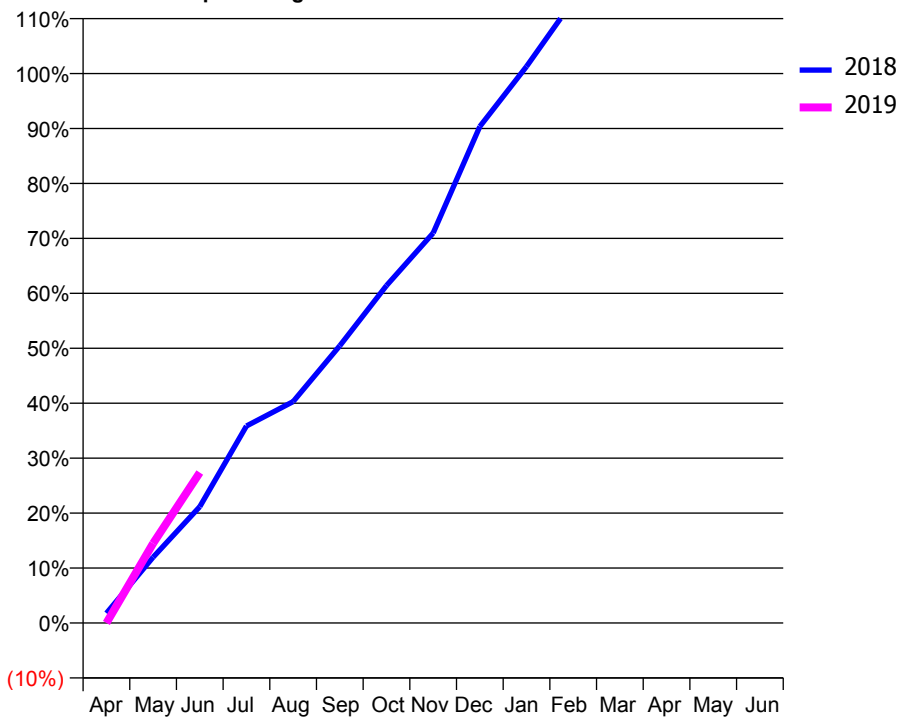
ACCESS*

Patients seen in 24 months	Total	Change since previous quarter
Quarter ending June 2017	2,622	
Quarter ending September 2017	2,816	↑
Quarter ending December 2017	3,296	↑
Quarter ending March 2018	3,475	↑
Quarter ending June 2018	3,628	↑
Variance since June 2017	38.4%	↑



ACTIVITY

Cumulative percentage of contracted UDA delivered 2018 & 2019



Month	Adjusted Scheduled Activity (UDA)	
	2018	2019
April	110	0
May	738	895
June	1,306	1,689
July	2,211	
August	2,485	
September	3,112	
October	3,788	
November	4,377	
December	5,573	
January	6,246	
February	6,986	
March	7,760	
April	8,288	
May	8,386	
June	8,407	

QUALITY

	Quantity	Base Number	Contract	AT	Region	England
% of FP17s for the same patient ID Re-attending within 3 months - Children	27	284	9.5%	9.7%	11.0%	11.5%
% of FP17s for the same patient ID Re-attending within 3 months - Adults	69	750	9.2%	13.9%	15.3%	15.4%
% of FP17s for the same patient ID Re-attending between 3 & 9 months - Children	121	284	42.6%	61.6%	61.2%	58.9%
% of FP17s for the same patient ID Re-attending between 3 & 9 months - Adults	293	750	39.1%	53.5%	52.9%	51.6%
% of FP17s for Band 1 Urgent Courses	95	786	12.1%	9.8%	9.4%	8.9%
% of FP17s Relating to Free Repair or Replacements	2	786	0.3%	0.6%	0.7%	0.8%
% of FP17s Relating to Continuations	3	786	0.4%	0.9%	0.9%	0.9%
% of Patients satisfied with the dentistry they have received	0	0	N/A	92.3%	93.6%	93.2%
% of Patients satisfied with the time they had to wait for an appointment	0	0	N/A	89.2%	88.8%	88.8%

* This is based on patients treated on this contract for their most recent course of treatment. Figures in italics indicate the base number of FP17s or Patient Questionnaire responses are less than 100. N/A is shown where the base number of responses is less than 10 during the period. % is calculated as Quantity/Base number*100

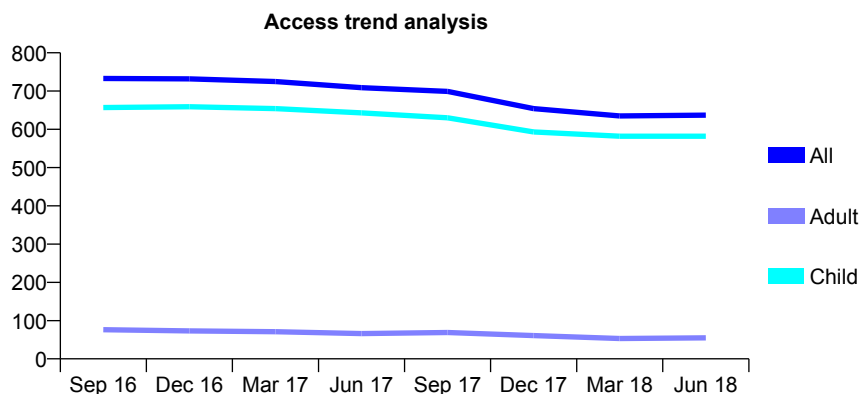
Q70 - Vital Signs At a Glance Contract Report for 732001/0001 - June 2018

Name or company name	Mrs S Johnsen
Contract type name	GDS Contract
Purpose of contract	General
Contract start date	01/04/2006
Contract end date	

18/19 Contracted general activity (UDA)	1,400
Carry forward general activity (UDA)	0
18/19 Contracted orthodontic activity (UOA)	0
Carry forward orthodontic activity (UOA)	0
Baseline contract value	£36,826.14

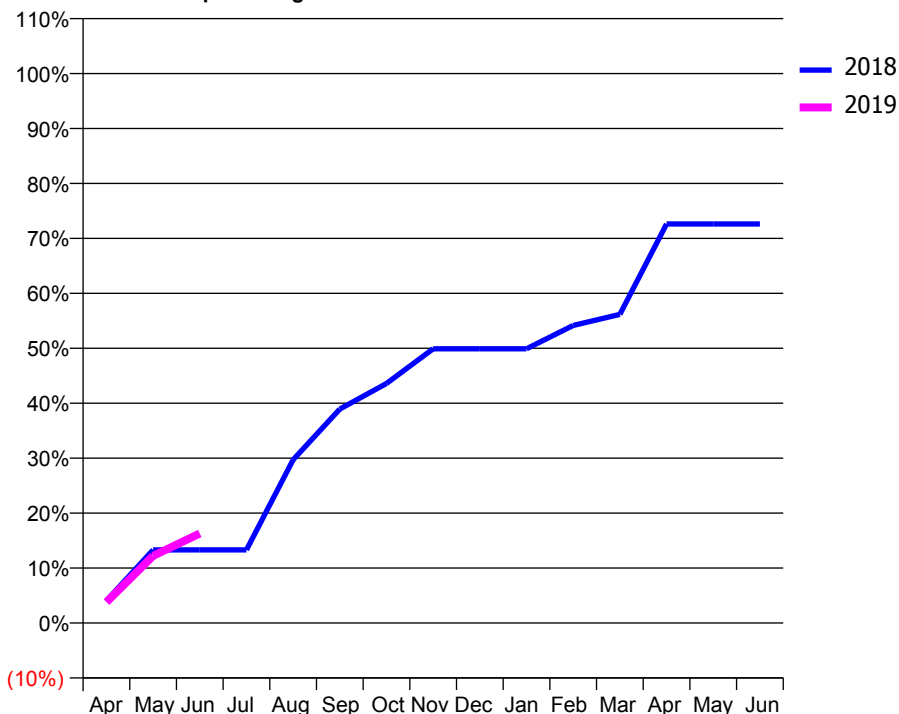
ACCESS*

Patients seen in 24 months	Total	Change since previous quarter
Quarter ending June 2017	709	
Quarter ending September 2017	699	↓
Quarter ending December 2017	654	↓
Quarter ending March 2018	635	↓
Quarter ending June 2018	637	→
Variance since June 2017	(10.2%)	↓



ACTIVITY

Cumulative percentage of contracted UDA delivered 2018 & 2019



Adjusted Scheduled Activity (UDA)

Month	2018	2019
April	57	53
May	186	171
June	186	228
July	186	
August	416	
September	545	
October	610	
November	699	
December	699	
January	699	
February	758	
March	786	
April	1,017	
May	1,017	
June	1,017	

QUALITY

	Quantity	Base Number	Contract	AT	Region	England
% of FP17s for the same patient ID Re-attending within 3 months - Children	13	364	3.6%	9.7%	11.0%	11.5%
% of FP17s for the same patient ID Re-attending within 3 months - Adults	0	0	N/A	13.9%	15.3%	15.4%
% of FP17s for the same patient ID Re-attending between 3 & 9 months - Children	255	364	70.1%	61.6%	61.2%	58.9%
% of FP17s for the same patient ID Re-attending between 3 & 9 months - Adults	0	0	N/A	53.5%	52.9%	51.6%
% of FP17s for Band 1 Urgent Courses	1	162	0.6%	9.8%	9.4%	8.9%
% of FP17s Relating to Free Repair or Replacements	0	162	0.0%	0.6%	0.7%	0.8%
% of FP17s Relating to Continuations	0	162	0.0%	0.9%	0.9%	0.9%
% of Patients satisfied with the dentistry they have received	0	0	N/A	92.3%	93.6%	93.2%
% of Patients satisfied with the time they had to wait for an appointment	0	0	N/A	89.2%	88.8%	88.8%

* This is based on patients treated on this contract for their most recent course of treatment. Figures in italics indicate the base number of FP17s or Patient Questionnaire responses are less than 100. N/A is shown where the base number of responses is less than 10 during the period. % is calculated as Quantity/Base number*100

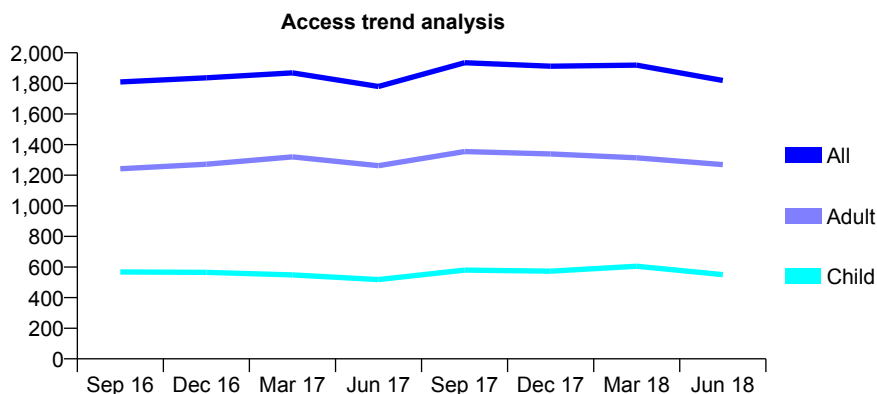
Q70 - Vital Signs At a Glance Contract Report for 735914/0001 - June 2018

Name or company name	New Church Road Dental Surgery
Contract type name	GDS Contract
Purpose of contract	General
Contract start date	01/04/2006
Contract end date	

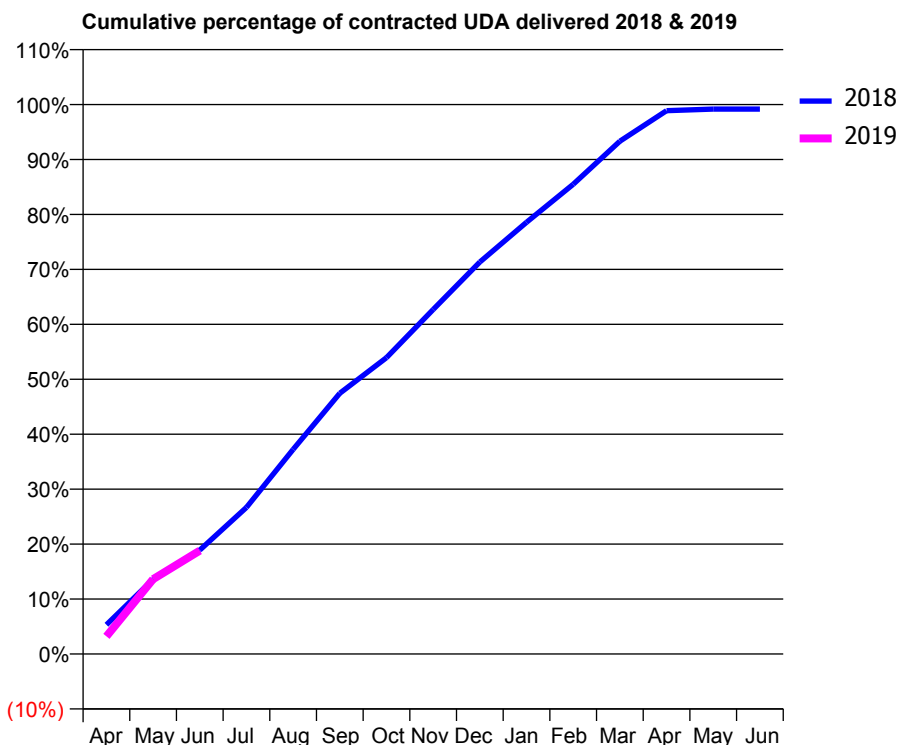
18/19 Contracted general activity (UDA)	4,745
Carry forward general activity (UDA)	0
18/19 Contracted orthodontic activity (UOA)	0
Carry forward orthodontic activity (UOA)	0
Baseline contract value	£119,987.63

ACCESS*

Patients seen in 24 months	Total	Change since previous quarter
Quarter ending June 2017	1,780	
Quarter ending September 2017	1,935	↑
Quarter ending December 2017	1,912	↓
Quarter ending March 2018	1,919	→
Quarter ending June 2018	1,819	↓
Variance since June 2017	2.2%	↑



ACTIVITY



Month	Adjusted Scheduled Activity (UDA)	
	2018	2019
April	253	152
May	645	647
June	898	893
July	1,266	
August	1,767	
September	2,252	
October	2,559	
November	2,974	
December	3,385	
January	3,728	
February	4,057	
March	4,427	
April	4,692	
May	4,705	
June	4,706	

QUALITY

	Quantity	Base Number	Contract	AT	Region	England
% of FP17s for the same patient ID Re-attending within 3 months - Children	5	201	2.5%	9.7%	11.0%	11.5%
% of FP17s for the same patient ID Re-attending within 3 months - Adults	33	447	7.4%	13.9%	15.3%	15.4%
% of FP17s for the same patient ID Re-attending between 3 & 9 months - Children	69	201	34.3%	61.6%	61.2%	58.9%
% of FP17s for the same patient ID Re-attending between 3 & 9 months - Adults	147	447	32.9%	53.5%	52.9%	51.6%
% of FP17s for Band 1 Urgent Courses	18	471	3.8%	9.8%	9.4%	8.9%
% of FP17s Relating to Free Repair or Replacements	3	471	0.6%	0.6%	0.7%	0.8%
% of FP17s Relating to Continuations	0	471	0.0%	0.9%	0.9%	0.9%
% of Patients satisfied with the dentistry they have received	0	0	N/A	92.3%	93.6%	93.2%
% of Patients satisfied with the time they had to wait for an appointment	0	0	N/A	89.2%	88.8%	88.8%

* This is based on patients treated on this contract for their most recent course of treatment. Figures in italics indicate the base number of FP17s or Patient Questionnaire responses are less than 100. N/A is shown where the base number of responses is less than 10 during the period. % is calculated as Quantity/Base number*100

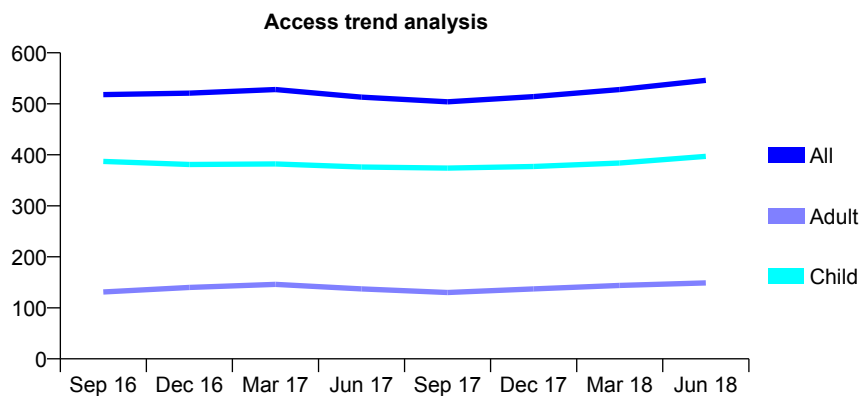
Q70 - Vital Signs At a Glance Contract Report for 737615/0001 - June 2018

Name or company name	Forest Lodge Dental Practice
Contract type name	GDS Contract
Purpose of contract	General
Contract start date	01/04/2006
Contract end date	

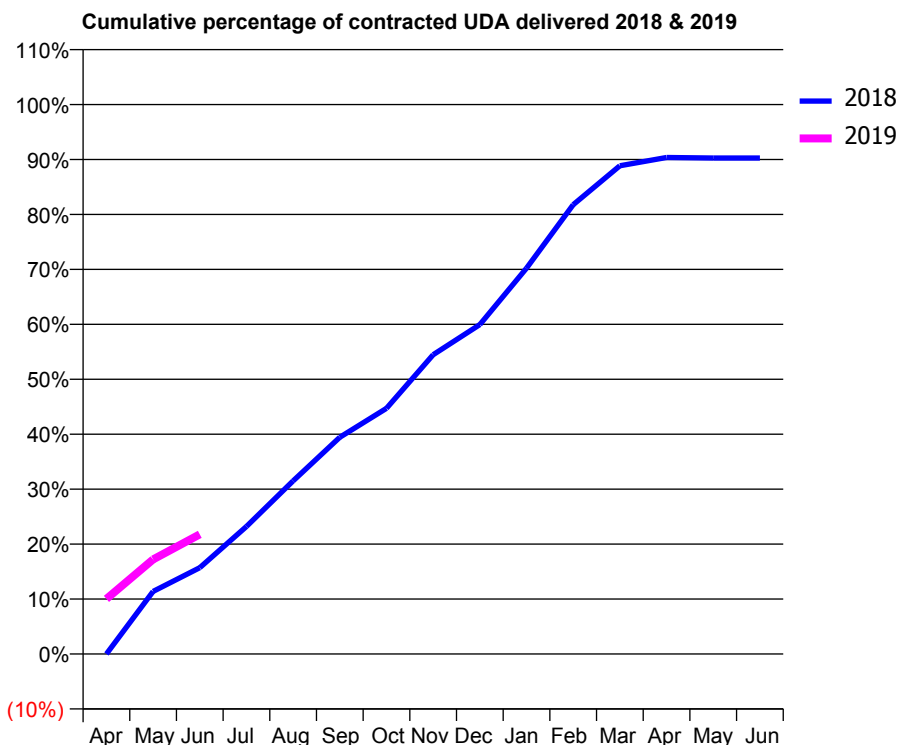
18/19 Contracted general activity (UDA)	1,275
Carry forward general activity (UDA)	0
18/19 Contracted orthodontic activity (UOA)	0
Carry forward orthodontic activity (UOA)	0
Baseline contract value	£32,603.60

ACCESS*

Patients seen in 24 months	Total	Change since previous quarter
Quarter ending June 2017	513	
Quarter ending September 2017	504	↓
Quarter ending December 2017	514	→
Quarter ending March 2018	528	↑
Quarter ending June 2018	546	↑
Variance since June 2017	6.4%	↑



ACTIVITY



Adjusted Scheduled Activity (UDA)		
Month	2018	2019
April	0	128
May	145	220
June	200	278
July	296	
August	402	
September	503	
October	570	
November	694	
December	764	
January	895	
February	1,042	
March	1,133	
April	1,152	
May	1,151	
June	1,151	

QUALITY

	Quantity	Base Number	Contract	AT	Region	England
% of FP17s for the same patient ID Re-attending within 3 months - Children	12	162	7.4%	9.7%	11.0%	11.5%
% of FP17s for the same patient ID Re-attending within 3 months - Adults	1	49	2.0%	13.9%	15.3%	15.4%
% of FP17s for the same patient ID Re-attending between 3 & 9 months - Children	115	162	71.0%	61.6%	61.2%	58.9%
% of FP17s for the same patient ID Re-attending between 3 & 9 months - Adults	31	49	63.3%	53.5%	52.9%	51.6%
% of FP17s for Band 1 Urgent Courses	4	197	2.0%	9.8%	9.4%	8.9%
% of FP17s Relating to Free Repair or Replacements	0	197	0.0%	0.6%	0.7%	0.8%
% of FP17s Relating to Continuations	0	197	0.0%	0.9%	0.9%	0.9%
% of Patients satisfied with the dentistry they have received	1	1	N/A	92.3%	93.6%	93.2%
% of Patients satisfied with the time they had to wait for an appointment	1	1	N/A	89.2%	88.8%	88.8%

* This is based on patients treated on this contract for their most recent course of treatment. Figures in italics indicate the base number of FP17s or Patient Questionnaire responses are less than 100. N/A is shown where the base number of responses is less than 10 during the period. % is calculated as Quantity/Base number*100

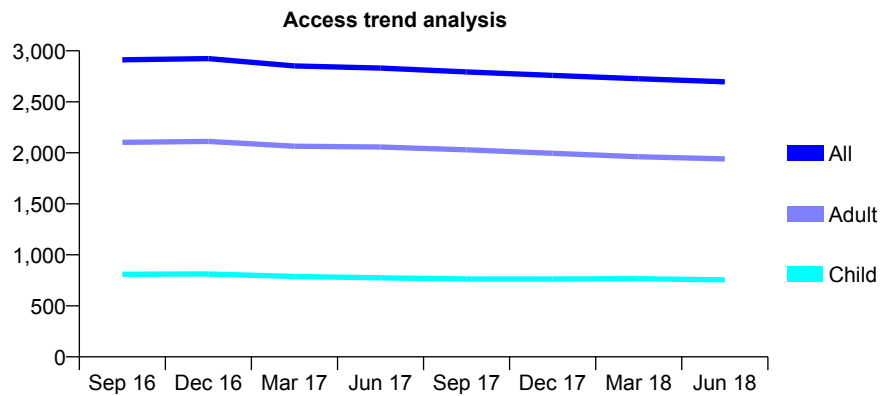
Q70 - Vital Signs At a Glance Contract Report for 739391/0001 - June 2018

Name or company name	MR T SEAGAN
Contract type name	GDS Contract
Purpose of contract	General
Contract start date	01/04/2006
Contract end date	

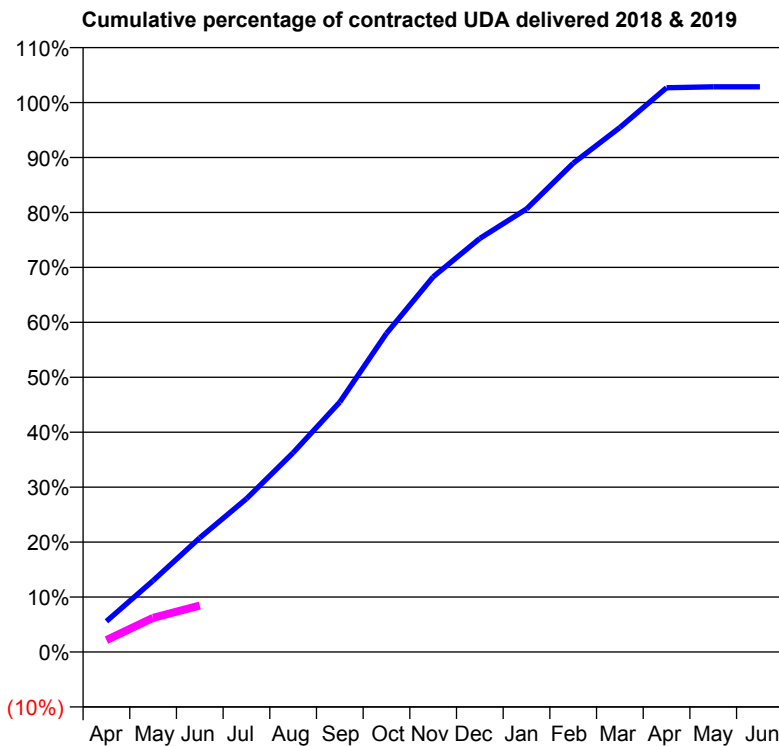
18/19 Contracted general activity (UDA)	5,309
Carry forward general activity (UDA)	0
18/19 Contracted orthodontic activity (UOA)	0
Carry forward orthodontic activity (UOA)	0
Baseline contract value	£142,399.79

ACCESS*

Patients seen in 24 months	Total	Change since previous quarter
Quarter ending June 2017	2,831	
Quarter ending September 2017	2,793	↓
Quarter ending December 2017	2,759	↓
Quarter ending March 2018	2,726	↓
Quarter ending June 2018	2,696	↓
Variance since June 2017	(4.8%)	↓



ACTIVITY



Month	2018	2019
April	163	115
May	379	331
June	607	449
July	815	
August	1,059	
September	1,328	
October	1,693	
November	1,994	
December	2,198	
January	2,354	
February	2,597	
March	2,787	
April	2,999	
May	3,004	
June	3,004	

QUALITY

	Quantity	Base Number	Contract	AT	Region	England
% of FP17s for the same patient ID Re-attending within 3 months - Children	13	204	6.4%	9.7%	11.0%	11.5%
% of FP17s for the same patient ID Re-attending within 3 months - Adults	73	456	16.0%	13.9%	15.3%	15.4%
% of FP17s for the same patient ID Re-attending between 3 & 9 months - Children	54	204	26.5%	61.6%	61.2%	58.9%
% of FP17s for the same patient ID Re-attending between 3 & 9 months - Adults	115	456	25.2%	53.5%	52.9%	51.6%
% of FP17s for Band 1 Urgent Courses	21	256	8.2%	9.8%	9.4%	8.9%
% of FP17s Relating to Free Repair or Replacements	0	256	0.0%	0.6%	0.7%	0.8%
% of FP17s Relating to Continuations	0	256	0.0%	0.9%	0.9%	0.9%
% of Patients satisfied with the dentistry they have received	2	2	N/A	92.3%	93.6%	93.2%
% of Patients satisfied with the time they had to wait for an appointment	1	2	N/A	89.2%	88.8%	88.8%

* This is based on patients treated on this contract for their most recent course of treatment. Figures in italics indicate the base number of FP17s or Patient Questionnaire responses are less than 100. N/A is shown where the base number of responses is less than 10 during the period. % is calculated as Quantity/Base number*100

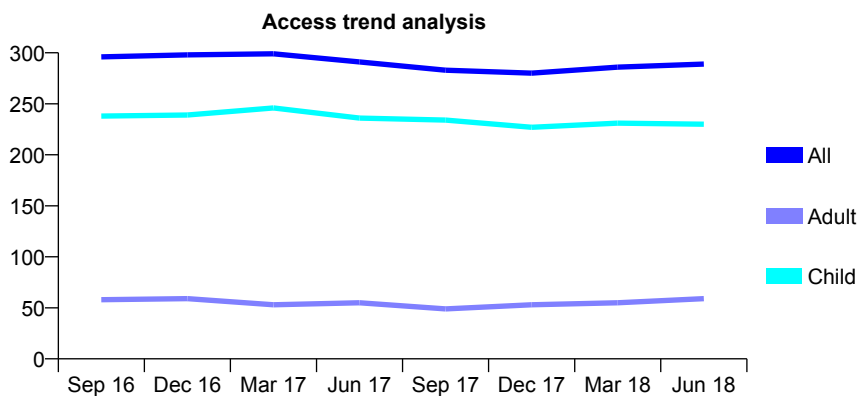
Q70 - Vital Signs At a Glance Contract Report for 739901/0001 - June 2018

Name or company name	MR PD THORNHILL
Contract type name	GDS Contract
Purpose of contract	General
Contract start date	01/04/2006
Contract end date	

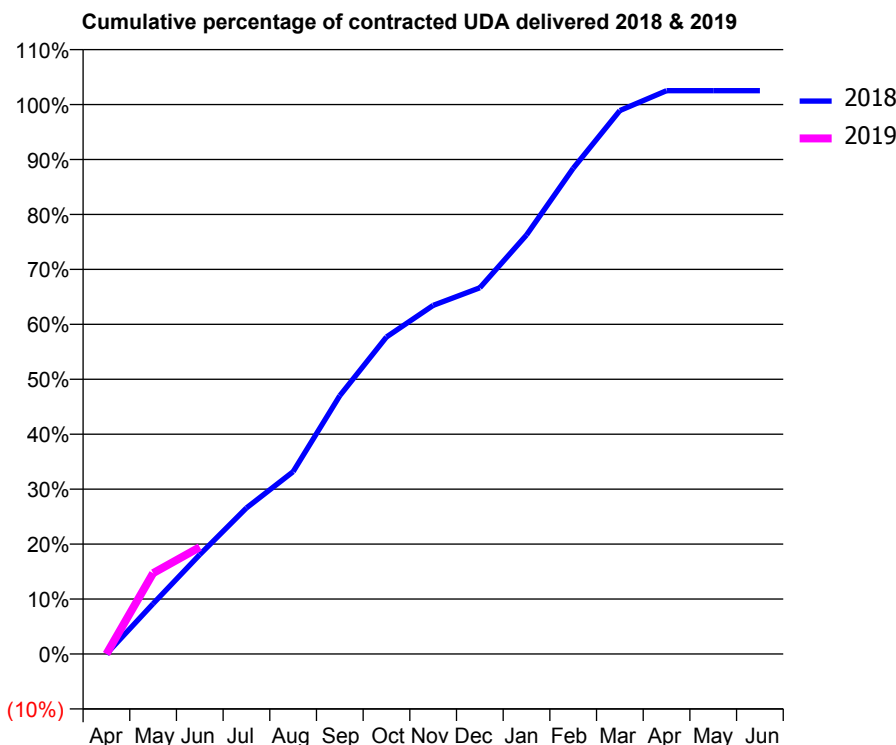
18/19 Contracted general activity (UDA)	470
Carry forward general activity (UDA)	0
18/19 Contracted orthodontic activity (UOA)	0
Carry forward orthodontic activity (UOA)	0
Baseline contract value	£11,093.40

ACCESS*

Patients seen in 24 months	Total	Change since previous quarter
Quarter ending June 2017	291	
Quarter ending September 2017	283	↓
Quarter ending December 2017	280	↓
Quarter ending March 2018	286	↑
Quarter ending June 2018	289	→
Variance since June 2017	(0.7%)	→



ACTIVITY



Month	Adjusted Scheduled Activity (UDA)	
	2018	2019
April	0	0
May	43	69
June	85	91
July	125	
August	156	
September	221	
October	271	
November	298	
December	313	
January	358	
February	415	
March	465	
April	482	
May	482	
June	482	

QUALITY

	Quantity	Base Number	Contract	AT	Region	England
% of FP17s for the same patient ID Re-attending within 3 months - Children	2	84	2.4%	9.7%	11.0%	11.5%
% of FP17s for the same patient ID Re-attending within 3 months - Adults	0	4	0.0%	13.9%	15.3%	15.4%
% of FP17s for the same patient ID Re-attending between 3 & 9 months - Children	61	84	72.6%	61.6%	61.2%	58.9%
% of FP17s for the same patient ID Re-attending between 3 & 9 months - Adults	2	4	50.0%	53.5%	52.9%	51.6%
% of FP17s for Band 1 Urgent Courses	2	70	2.9%	9.8%	9.4%	8.9%
% of FP17s Relating to Free Repair or Replacements	0	70	0.0%	0.6%	0.7%	0.8%
% of FP17s Relating to Continuations	0	70	0.0%	0.9%	0.9%	0.9%
% of Patients satisfied with the dentistry they have received	0	0	N/A	92.3%	93.6%	93.2%
% of Patients satisfied with the time they had to wait for an appointment	0	0	N/A	89.2%	88.8%	88.8%

* This is based on patients treated on this contract for their most recent course of treatment. Figures in italics indicate the base number of FP17s or Patient Questionnaire responses are less than 100. N/A is shown where the base number of responses is less than 10 during the period. % is calculated as Quantity/Base number*100

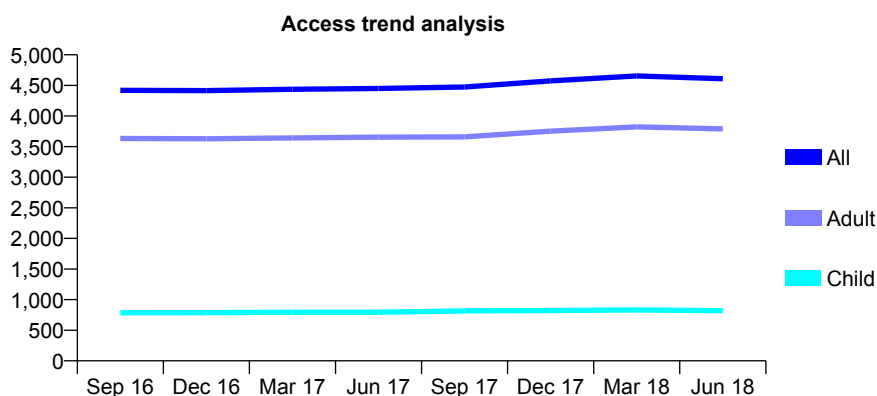
Q70 - Vital Signs At a Glance Contract Report for 741833/0001 - June 2018

Name or company name	Eastleigh Dental Surgery Partnership
Contract type name	GDS Contract
Purpose of contract	General
Contract start date	01/04/2006
Contract end date	

18/19 Contracted general activity (UDA)	12,000
Carry forward general activity (UDA)	0
18/19 Contracted orthodontic activity (UOA)	0
Carry forward orthodontic activity (UOA)	0
Baseline contract value	£341,863.16

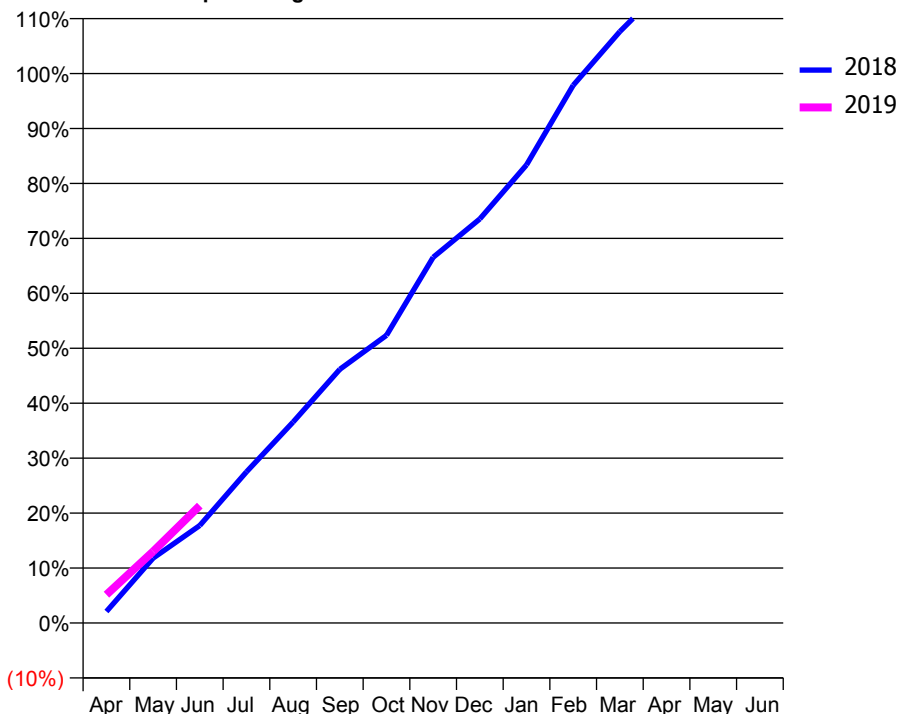
ACCESS*

Patients seen in 24 months	Total	Change since previous quarter
Quarter ending June 2017	4,449	
Quarter ending September 2017	4,473	→
Quarter ending December 2017	4,575	↑
Quarter ending March 2018	4,654	→
Quarter ending June 2018	4,610	→
Variance since June 2017	3.6%	↑



ACTIVITY

Cumulative percentage of contracted UDA delivered 2018 & 2019



Month	Adjusted Scheduled Activity (UDA)	
	2018	2019
April	251	618
May	1,417	1,563
June	2,131	2,563
July	3,302	
August	4,390	
September	5,539	
October	6,282	
November	7,987	
December	8,825	
January	10,004	
February	11,744	
March	12,916	
April	13,933	
May	13,906	
June	13,907	

QUALITY

	Quantity	Base Number	Contract	AT	Region	England
% of FP17s for the same patient ID Re-attending within 3 months - Children	24	289	8.3%	9.7%	11.0%	11.5%
% of FP17s for the same patient ID Re-attending within 3 months - Adults	227	1,394	16.3%	13.9%	15.3%	15.4%
% of FP17s for the same patient ID Re-attending between 3 & 9 months - Children	189	289	65.4%	61.6%	61.2%	58.9%
% of FP17s for the same patient ID Re-attending between 3 & 9 months - Adults	842	1,394	60.4%	53.5%	52.9%	51.6%
% of FP17s for Band 1 Urgent Courses	160	1,239	12.9%	9.8%	9.4%	8.9%
% of FP17s Relating to Free Repair or Replacements	8	1,239	0.6%	0.6%	0.7%	0.8%
% of FP17s Relating to Continuations	11	1,239	0.9%	0.9%	0.9%	0.9%
% of Patients satisfied with the dentistry they have received	19	23	82.6%	92.3%	93.6%	93.2%
% of Patients satisfied with the time they had to wait for an appointment	21	23	91.3%	89.2%	88.8%	88.8%

* This is based on patients treated on this contract for their most recent course of treatment. Figures in italics indicate the base number of FP17s or Patient Questionnaire responses are less than 100. N/A is shown where the base number of responses is less than 10 during the period. % is calculated as Quantity/Base number*100

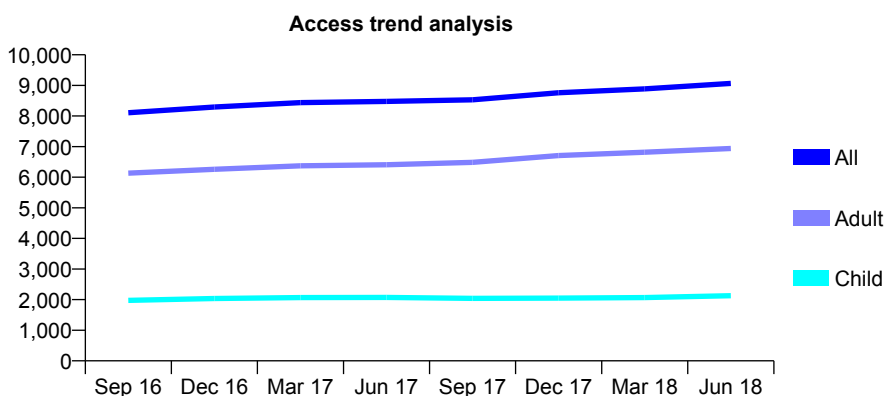
Q70 - Vital Signs At a Glance Contract Report for 750026/0001 - June 2018

Name or company name	Royal Terrace Dental Practice
Contract type name	GDS Contract
Purpose of contract	General
Contract start date	01/04/2006
Contract end date	

18/19 Contracted general activity (UDA)	16,700
Carry forward general activity (UDA)	0
18/19 Contracted orthodontic activity (UOA)	0
Carry forward orthodontic activity (UOA)	0
Baseline contract value	£446,266.86

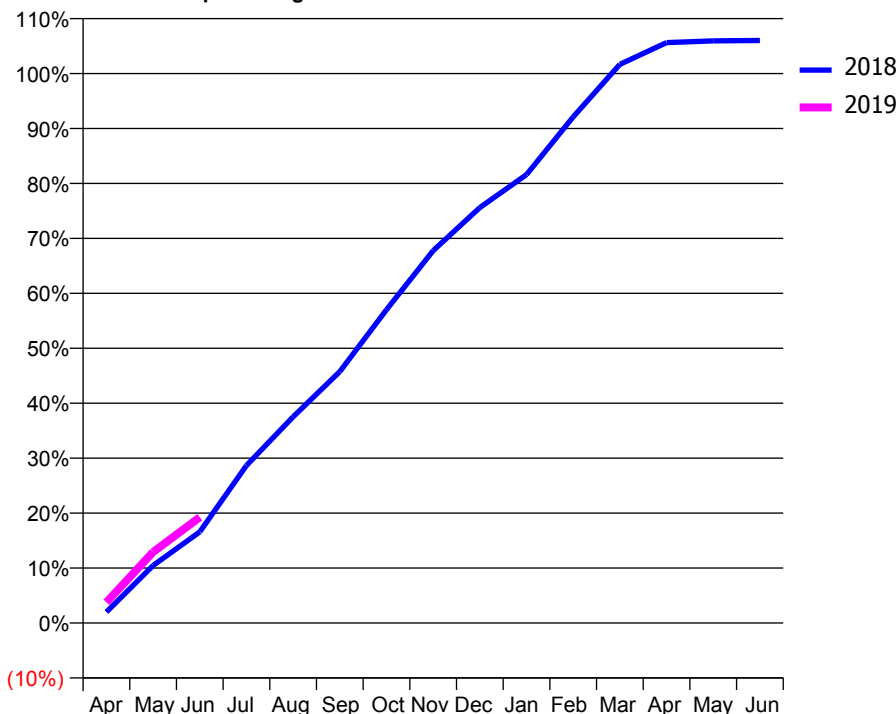
ACCESS*

Patients seen in 24 months	Total	Change since previous quarter
Quarter ending June 2017	8,478	
Quarter ending September 2017	8,529	→
Quarter ending December 2017	8,759	↑
Quarter ending March 2018	8,885	→
Quarter ending June 2018	9,064	↑
Variance since June 2017	6.9%	↑



ACTIVITY

Cumulative percentage of contracted UDA delivered 2018 & 2019



Adjusted Scheduled Activity (UDA)

Month	2018	2019
April	336	630
May	1,749	2,160
June	2,770	3,215
July	4,789	
August	6,268	
September	7,640	
October	9,521	
November	11,318	
December	12,627	
January	13,627	
February	15,380	
March	16,979	
April	17,638	
May	17,693	
June	17,704	

QUALITY

	Quantity	Base Number	Contract	AT	Region	England
% of FP17s for the same patient ID Re-attending within 3 months - Children	13	515	2.5%	9.7%	11.0%	11.5%
% of FP17s for the same patient ID Re-attending within 3 months - Adults	214	1,653	12.9%	13.9%	15.3%	15.4%
% of FP17s for the same patient ID Re-attending between 3 & 9 months - Children	147	515	28.5%	61.6%	61.2%	58.9%
% of FP17s for the same patient ID Re-attending between 3 & 9 months - Adults	444	1,653	26.9%	53.5%	52.9%	51.6%
% of FP17s for Band 1 Urgent Courses	186	1,792	10.4%	9.8%	9.4%	8.9%
% of FP17s Relating to Free Repair or Replacements	19	1,792	1.1%	0.6%	0.7%	0.8%
% of FP17s Relating to Continuations	5	1,792	0.3%	0.9%	0.9%	0.9%
% of Patients satisfied with the dentistry they have received	4	4	N/A	92.3%	93.6%	93.2%
% of Patients satisfied with the time they had to wait for an appointment	4	4	N/A	89.2%	88.8%	88.8%

* This is based on patients treated on this contract for their most recent course of treatment. Figures in italics indicate the base number of FP17s or Patient Questionnaire responses are less than 100. N/A is shown where the base number of responses is less than 10 during the period. % is calculated as Quantity/Base number*100

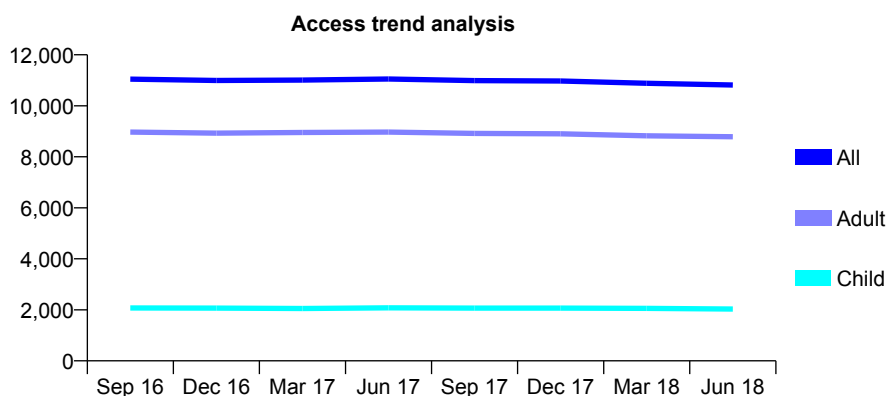
Q70 - Vital Signs At a Glance Contract Report for 755648/0001 - June 2018

Name or company name	MR SM SHILLAKER
Contract type name	GDS Contract
Purpose of contract	General
Contract start date	01/04/2006
Contract end date	

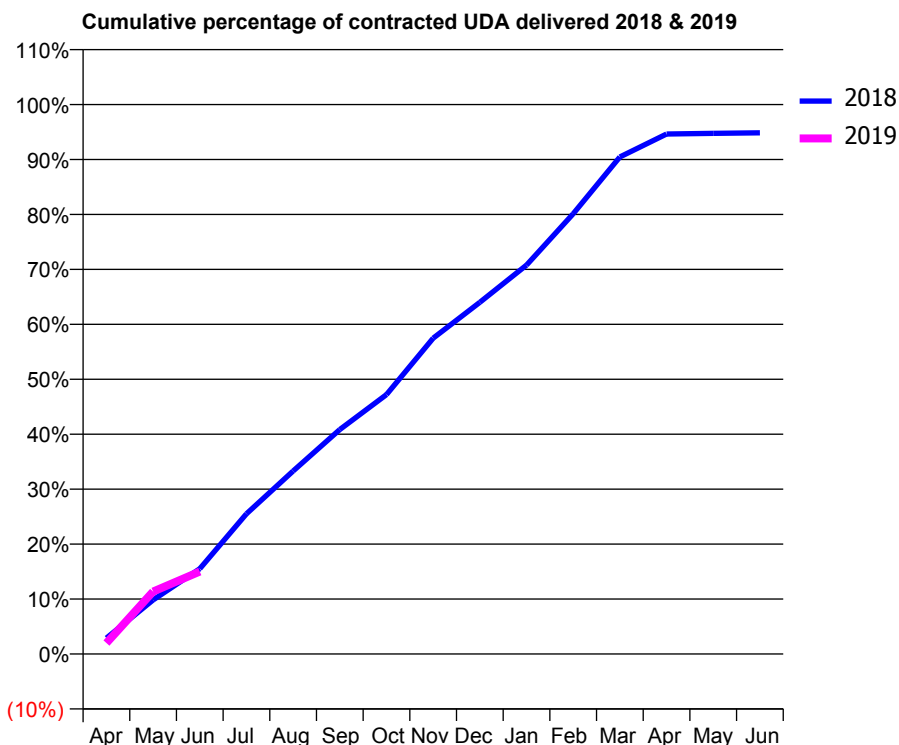
18/19 Contracted general activity (UDA)	29,000
Carry forward general activity (UDA)	0
18/19 Contracted orthodontic activity (UOA)	0
Carry forward orthodontic activity (UOA)	0
Baseline contract value	£753,034.97

ACCESS*

Patients seen in 24 months	Total	Change since previous quarter
Quarter ending June 2017	11,052	
Quarter ending September 2017	10,987	→
Quarter ending December 2017	10,971	→
Quarter ending March 2018	10,886	→
Quarter ending June 2018	10,817	→
Variance since June 2017	(2.1%)	↓



ACTIVITY



Month	Adjusted Scheduled Activity (UDA)	
	2018	2019
April	838	577
May	2,851	3,294
June	4,497	4,356
July	7,397	
August	9,658	
September	11,851	
October	13,688	
November	16,670	
December	18,560	
January	20,523	
February	23,237	
March	26,233	
April	27,445	
May	27,477	
June	27,507	

QUALITY

	Quantity	Base Number	Contract	AT	Region	England
% of FP17s for the same patient ID Re-attending within 3 months - Children	31	682	4.5%	9.7%	11.0%	11.5%
% of FP17s for the same patient ID Re-attending within 3 months - Adults	339	2,765	12.3%	13.9%	15.3%	15.4%
% of FP17s for the same patient ID Re-attending between 3 & 9 months - Children	431	682	63.2%	61.6%	61.2%	58.9%
% of FP17s for the same patient ID Re-attending between 3 & 9 months - Adults	1,466	2,765	53.0%	53.5%	52.9%	51.6%
% of FP17s for Band 1 Urgent Courses	214	2,593	8.3%	9.8%	9.4%	8.9%
% of FP17s Relating to Free Repair or Replacements	2	2,593	0.1%	0.6%	0.7%	0.8%
% of FP17s Relating to Continuations	21	2,593	0.8%	0.9%	0.9%	0.9%
% of Patients satisfied with the dentistry they have received	5	5	N/A	92.3%	93.6%	93.2%
% of Patients satisfied with the time they had to wait for an appointment	5	5	N/A	89.2%	88.8%	88.8%

* This is based on patients treated on this contract for their most recent course of treatment. Figures in italics indicate the base number of FP17s or Patient Questionnaire responses are less than 100. N/A is shown where the base number of responses is less than 10 during the period. % is calculated as Quantity/Base number*100

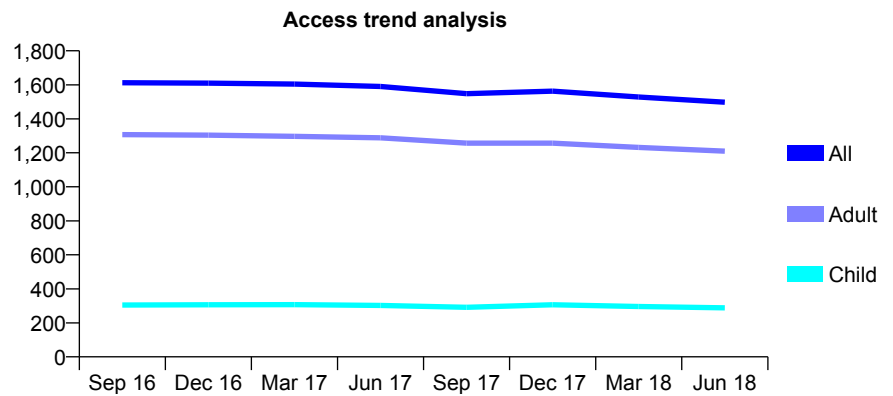
Q70 - Vital Signs At a Glance Contract Report for 765201/0001 - June 2018

Name or company name	MR A SHENYAN
Contract type name	GDS Contract
Purpose of contract	General
Contract start date	01/04/2006
Contract end date	

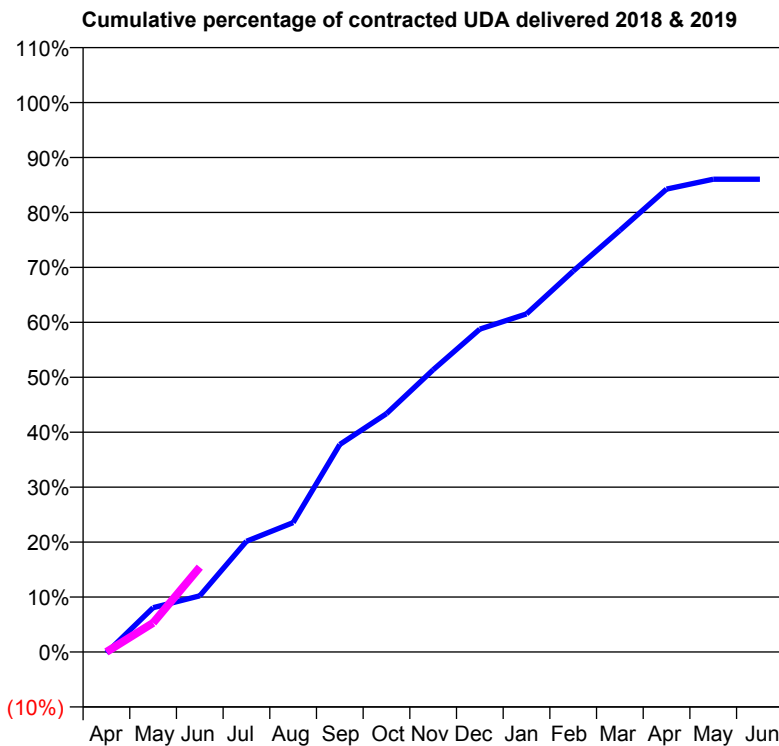
18/19 Contracted general activity (UDA)	7,650
Carry forward general activity (UDA)	0
18/19 Contracted orthodontic activity (UOA)	0
Carry forward orthodontic activity (UOA)	0
Baseline contract value	£211,871.29

ACCESS*

Patients seen in 24 months	Total	Change since previous quarter
Quarter ending June 2017	1,590	
Quarter ending September 2017	1,548	↓
Quarter ending December 2017	1,563	→
Quarter ending March 2018	1,528	↓
Quarter ending June 2018	1,498	↓
Variance since June 2017	(5.8%)	↓



ACTIVITY



Month	Adjusted Scheduled Activity (UDA)	
	2018	2019
April	-13	0
May	616	406
June	782	1,182
July	1,542	
August	1,802	
September	2,890	
October	3,318	
November	3,929	
December	4,496	
January	4,706	
February	5,304	
March	5,869	
April	6,444	
May	6,582	
June	6,582	

QUALITY

	Quantity	Base Number	Contract	AT	Region	England
% of FP17s for the same patient ID Re-attending within 3 months - Children	5	106	4.7%	9.7%	11.0%	11.5%
% of FP17s for the same patient ID Re-attending within 3 months - Adults	78	501	15.6%	13.9%	15.3%	15.4%
% of FP17s for the same patient ID Re-attending between 3 & 9 months - Children	63	106	59.4%	61.6%	61.2%	58.9%
% of FP17s for the same patient ID Re-attending between 3 & 9 months - Adults	285	501	56.9%	53.5%	52.9%	51.6%
% of FP17s for Band 1 Urgent Courses	12	423	2.8%	9.8%	9.4%	8.9%
% of FP17s Relating to Free Repair or Replacements	3	423	0.7%	0.6%	0.7%	0.8%
% of FP17s Relating to Continuations	3	423	0.7%	0.9%	0.9%	0.9%
% of Patients satisfied with the dentistry they have received	1	1	N/A	92.3%	93.6%	93.2%
% of Patients satisfied with the time they had to wait for an appointment	1	1	N/A	89.2%	88.8%	88.8%

* This is based on patients treated on this contract for their most recent course of treatment. Figures in italics indicate the base number of FP17s or Patient Questionnaire responses are less than 100. N/A is shown where the base number of responses is less than 10 during the period. % is calculated as Quantity/Base number*100

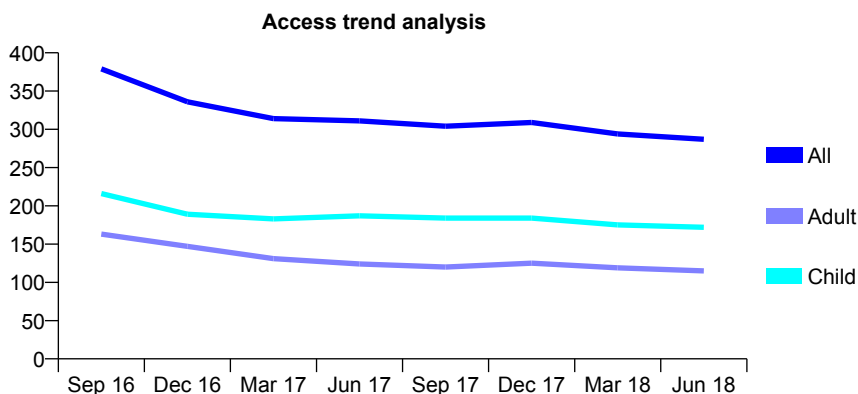
Q70 - Vital Signs At a Glance Contract Report for 766542/0001 - June 2018

Name or company name	MISS LJ PEARCE
Contract type name	GDS Contract
Purpose of contract	General
Contract start date	01/04/2006
Contract end date	

18/19 Contracted general activity (UDA)	800
Carry forward general activity (UDA)	0
18/19 Contracted orthodontic activity (UOA)	0
Carry forward orthodontic activity (UOA)	0
Baseline contract value	£18,164.02

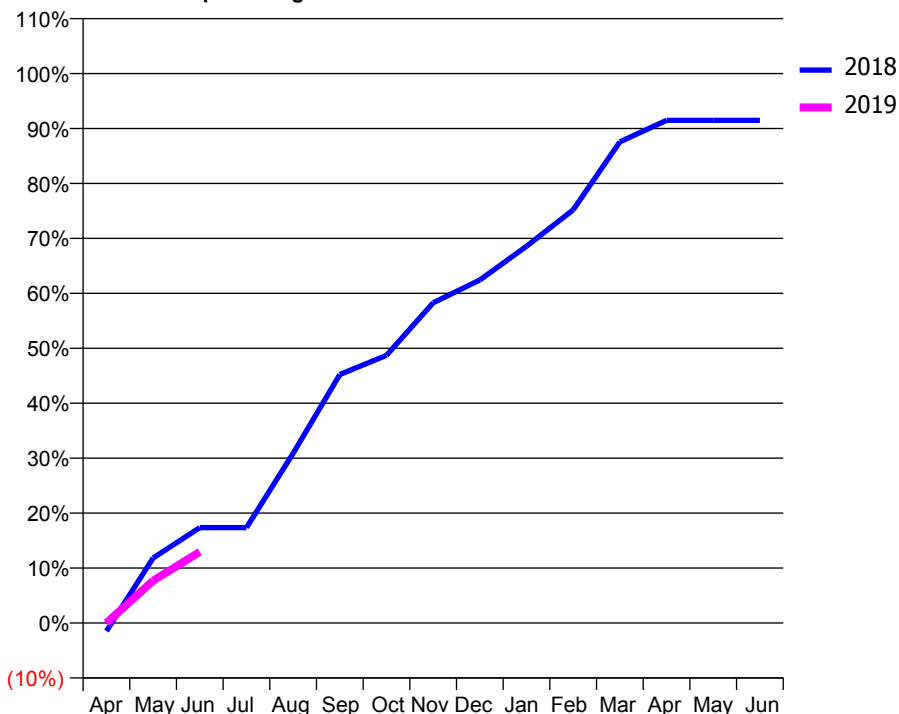
ACCESS*

Patients seen in 24 months	Total	Change since previous quarter
Quarter ending June 2017	311	
Quarter ending September 2017	304	↓
Quarter ending December 2017	309	→
Quarter ending March 2018	294	↓
Quarter ending June 2018	287	↓
Variance since June 2017	(7.7%)	↓



ACTIVITY

Cumulative percentage of contracted UDA delivered 2018 & 2019



Adjusted Scheduled Activity (UDA)

Month	2018	2019
April	-12	0
May	95	62
June	139	104
July	139	
August	247	
September	362	
October	390	
November	466	
December	499	
January	549	
February	602	
March	701	
April	732	
May	732	
June	732	

QUALITY

	Quantity	Base Number	Contract	AT	Region	England
% of FP17s for the same patient ID Re-attending within 3 months - Children	7	59	11.9%	9.7%	11.0%	11.5%
% of FP17s for the same patient ID Re-attending within 3 months - Adults	4	33	12.1%	13.9%	15.3%	15.4%
% of FP17s for the same patient ID Re-attending between 3 & 9 months - Children	44	59	74.6%	61.6%	61.2%	58.9%
% of FP17s for the same patient ID Re-attending between 3 & 9 months - Adults	21	33	63.6%	53.5%	52.9%	51.6%
% of FP17s for Band 1 Urgent Courses	3	72	4.2%	9.8%	9.4%	8.9%
% of FP17s Relating to Free Repair or Replacements	0	72	0.0%	0.6%	0.7%	0.8%
% of FP17s Relating to Continuations	0	72	0.0%	0.9%	0.9%	0.9%
% of Patients satisfied with the dentistry they have received	0	0	N/A	92.3%	93.6%	93.2%
% of Patients satisfied with the time they had to wait for an appointment	0	0	N/A	89.2%	88.8%	88.8%

* This is based on patients treated on this contract for their most recent course of treatment. Figures in italics indicate the base number of FP17s or Patient Questionnaire responses are less than 100. N/A is shown where the base number of responses is less than 10 during the period. % is calculated as Quantity/Base number*100

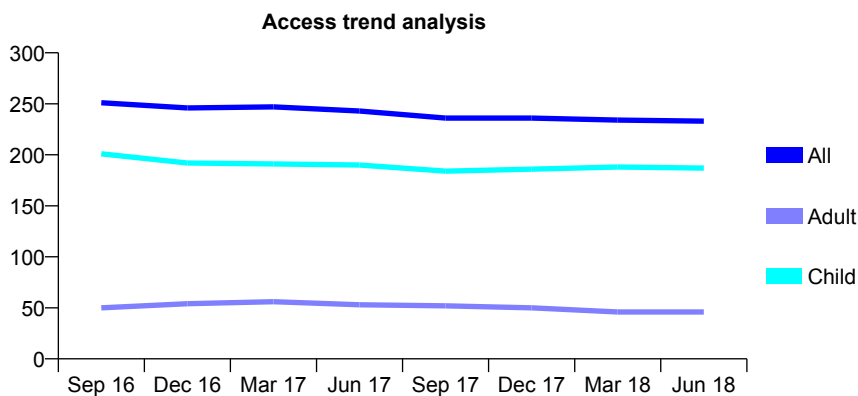
Q70 - Vital Signs At a Glance Contract Report for 769797/0001 - June 2018

Name or company name	MR FJ PEROLD
Contract type name	GDS Contract
Purpose of contract	General
Contract start date	01/04/2006
Contract end date	

18/19 Contracted general activity (UDA)	450
Carry forward general activity (UDA)	0
18/19 Contracted orthodontic activity (UOA)	0
Carry forward orthodontic activity (UOA)	0
Baseline contract value	£10,260.72

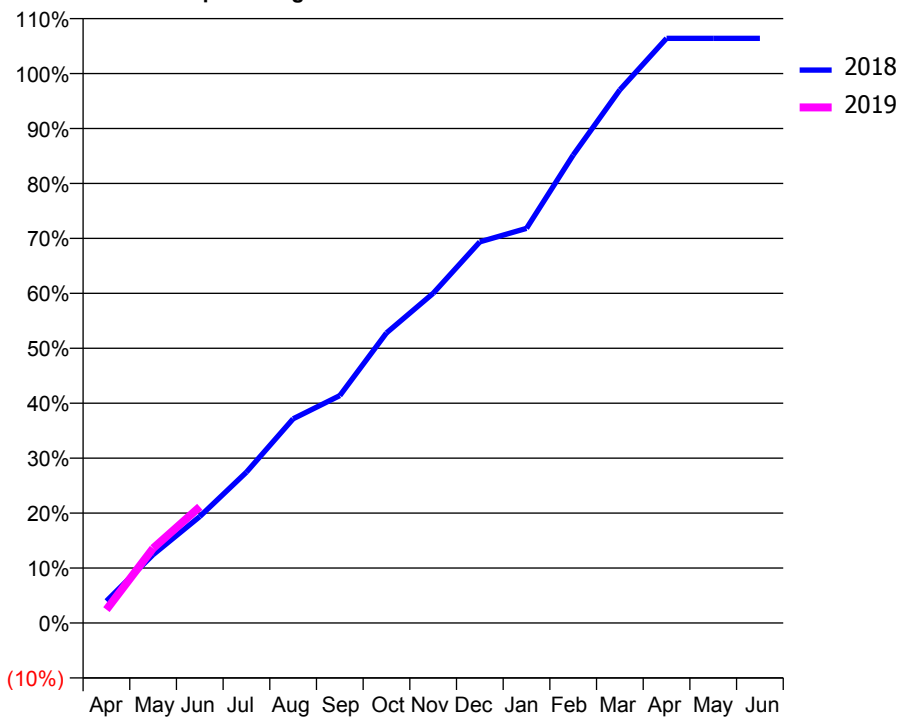
ACCESS*

Patients seen in 24 months	Total	Change since previous quarter
Quarter ending June 2017	243	
Quarter ending September 2017	236	↓
Quarter ending December 2017	236	→
Quarter ending March 2018	234	→
Quarter ending June 2018	233	→
Variance since June 2017	(4.1%)	↓



ACTIVITY

Cumulative percentage of contracted UDA delivered 2018 & 2019



Month	Adjusted Scheduled Activity (UDA)	
	2018	2019
April	18	11
May	56	61
June	87	95
July	124	
August	167	
September	186	
October	238	
November	270	
December	312	
January	323	
February	383	
March	437	
April	479	
May	479	
June	479	

QUALITY

	Quantity	Base Number	Contract	AT	Region	England
% of FP17s for the same patient ID Re-attending within 3 months - Children	4	88	4.5%	9.7%	11.0%	11.5%
% of FP17s for the same patient ID Re-attending within 3 months - Adults	1	5	20.0%	13.9%	15.3%	15.4%
% of FP17s for the same patient ID Re-attending between 3 & 9 months - Children	61	88	69.3%	61.6%	61.2%	58.9%
% of FP17s for the same patient ID Re-attending between 3 & 9 months - Adults	4	5	80.0%	53.5%	52.9%	51.6%
% of FP17s for Band 1 Urgent Courses	1	72	1.4%	9.8%	9.4%	8.9%
% of FP17s Relating to Free Repair or Replacements	0	72	0.0%	0.6%	0.7%	0.8%
% of FP17s Relating to Continuations	0	72	0.0%	0.9%	0.9%	0.9%
% of Patients satisfied with the dentistry they have received	0	0	N/A	92.3%	93.6%	93.2%
% of Patients satisfied with the time they had to wait for an appointment	0	0	N/A	89.2%	88.8%	88.8%

* This is based on patients treated on this contract for their most recent course of treatment. Figures in italics indicate the base number of FP17s or Patient Questionnaire responses are less than 100. N/A is shown where the base number of responses is less than 10 during the period. % is calculated as Quantity/Base number*100

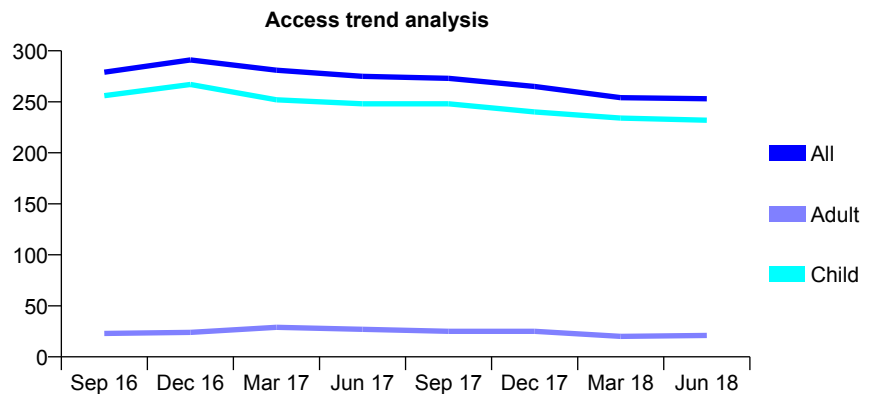
Q70 - Vital Signs At a Glance Contract Report for 801550/0001 - June 2018

Name or company name	Cheriton Dental Practice
Contract type name	GDS Contract
Purpose of contract	General
Contract start date	01/04/2006
Contract end date	

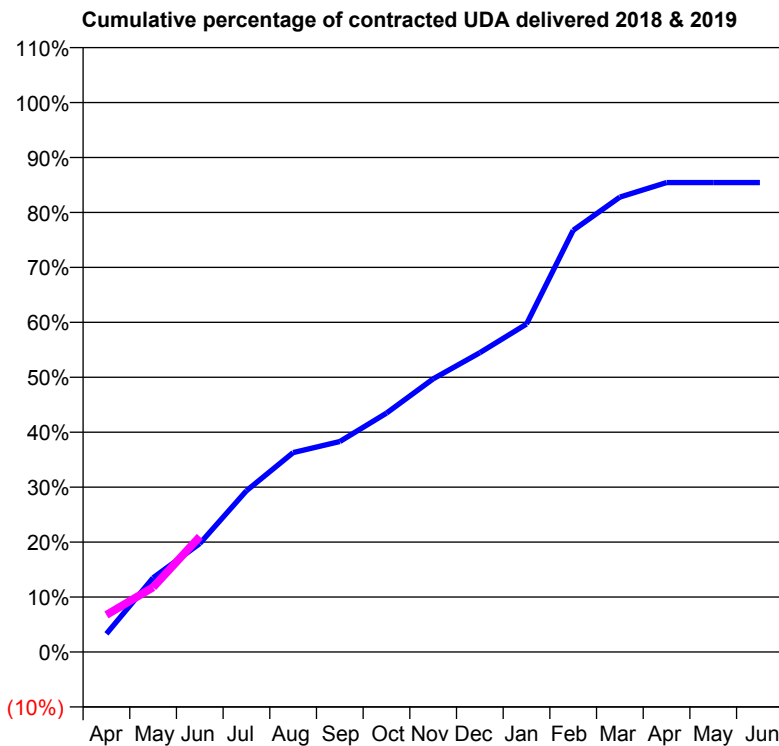
18/19 Contracted general activity (UDA)	640
Carry forward general activity (UDA)	0
18/19 Contracted orthodontic activity (UOA)	0
Carry forward orthodontic activity (UOA)	0
Baseline contract value	£14,718.16

ACCESS*

Patients seen in 24 months	Total	Change since previous quarter
Quarter ending June 2017	275	
Quarter ending September 2017	273	→
Quarter ending December 2017	265	↓
Quarter ending March 2018	254	↓
Quarter ending June 2018	253	→
Variance since June 2017	(8.0%)	↓



ACTIVITY



Month	Adjusted Scheduled Activity (UDA)	
	2018	2019
April	21	43
May	86	75
June	126	134
July	188	
August	232	
September	245	
October	278	
November	318	
December	349	
January	382	
February	491	
March	530	
April	547	
May	547	
June	547	

QUALITY

	Quantity	Base Number	Contract	AT	Region	England
% of FP17s for the same patient ID Re-attending within 3 months - Children	7	80	8.8%	9.7%	11.0%	11.5%
% of FP17s for the same patient ID Re-attending within 3 months - Adults	0	1	0.0%	13.9%	15.3%	15.4%
% of FP17s for the same patient ID Re-attending between 3 & 9 months - Children	45	80	56.3%	61.6%	61.2%	58.9%
% of FP17s for the same patient ID Re-attending between 3 & 9 months - Adults	0	1	0.0%	53.5%	52.9%	51.6%
% of FP17s for Band 1 Urgent Courses	2	70	2.9%	9.8%	9.4%	8.9%
% of FP17s Relating to Free Repair or Replacements	0	70	0.0%	0.6%	0.7%	0.8%
% of FP17s Relating to Continuations	0	70	0.0%	0.9%	0.9%	0.9%
% of Patients satisfied with the dentistry they have received	0	0	N/A	92.3%	93.6%	93.2%
% of Patients satisfied with the time they had to wait for an appointment	0	0	N/A	89.2%	88.8%	88.8%

* This is based on patients treated on this contract for their most recent course of treatment. Figures in italics indicate the base number of FP17s or Patient Questionnaire responses are less than 100. N/A is shown where the base number of responses is less than 10 during the period. % is calculated as Quantity/Base number*100

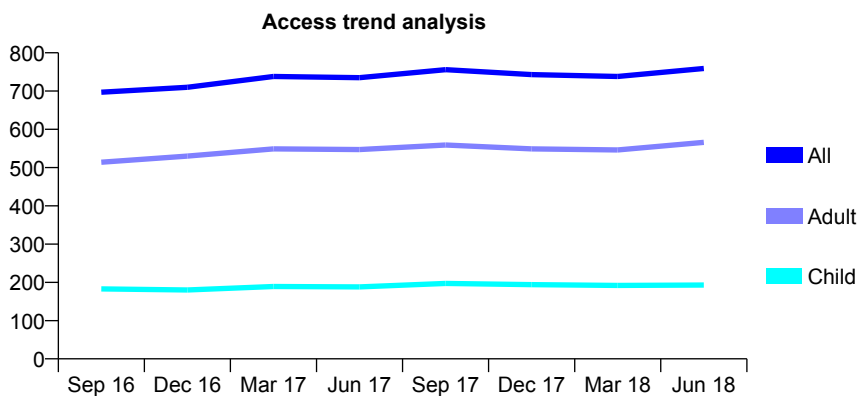
Q70 - Vital Signs At a Glance Contract Report for 801623/0001 - June 2018

Name or company name	Hema Rajah
Contract type name	GDS Contract
Purpose of contract	General
Contract start date	01/04/2006
Contract end date	

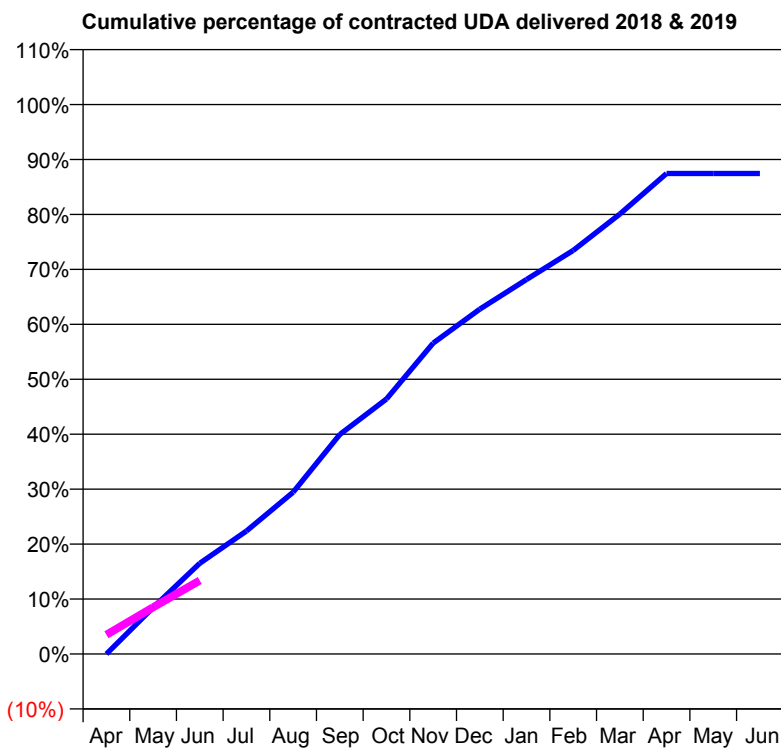
18/19 Contracted general activity (UDA)	2,360
Carry forward general activity (UDA)	0
18/19 Contracted orthodontic activity (UOA)	0
Carry forward orthodontic activity (UOA)	0
Baseline contract value	£55,752.52

ACCESS*

Patients seen in 24 months	Total	Change since previous quarter
Quarter ending June 2017	735	
Quarter ending September 2017	756	↑
Quarter ending December 2017	743	↓
Quarter ending March 2018	738	→
Quarter ending June 2018	759	↑
Variance since June 2017	3.3%	↑



ACTIVITY



Month	Adjusted Scheduled Activity (UDA)	
	2018	2019
April	0	83
May	200	201
June	390	316
July	529	
August	695	
September	943	
October	1,095	
November	1,335	
December	1,481	
January	1,609	
February	1,733	
March	1,890	
April	2,064	
May	2,064	
June	2,064	

QUALITY

	Quantity	Base Number	Contract	AT	Region	England
% of FP17s for the same patient ID Re-attending within 3 months - Children	7	97	7.2%	9.7%	11.0%	11.5%
% of FP17s for the same patient ID Re-attending within 3 months - Adults	41	251	16.3%	13.9%	15.3%	15.4%
% of FP17s for the same patient ID Re-attending between 3 & 9 months - Children	60	97	61.9%	61.6%	61.2%	58.9%
% of FP17s for the same patient ID Re-attending between 3 & 9 months - Adults	153	251	61.0%	53.5%	52.9%	51.6%
% of FP17s for Band 1 Urgent Courses	15	220	6.8%	9.8%	9.4%	8.9%
% of FP17s Relating to Free Repair or Replacements	0	220	0.0%	0.6%	0.7%	0.8%
% of FP17s Relating to Continuations	1	220	0.5%	0.9%	0.9%	0.9%
% of Patients satisfied with the dentistry they have received	0	0	N/A	92.3%	93.6%	93.2%
% of Patients satisfied with the time they had to wait for an appointment	0	0	N/A	89.2%	88.8%	88.8%

* This is based on patients treated on this contract for their most recent course of treatment. Figures in italics indicate the base number of FP17s or Patient Questionnaire responses are less than 100. N/A is shown where the base number of responses is less than 10 during the period. % is calculated as Quantity/Base number*100

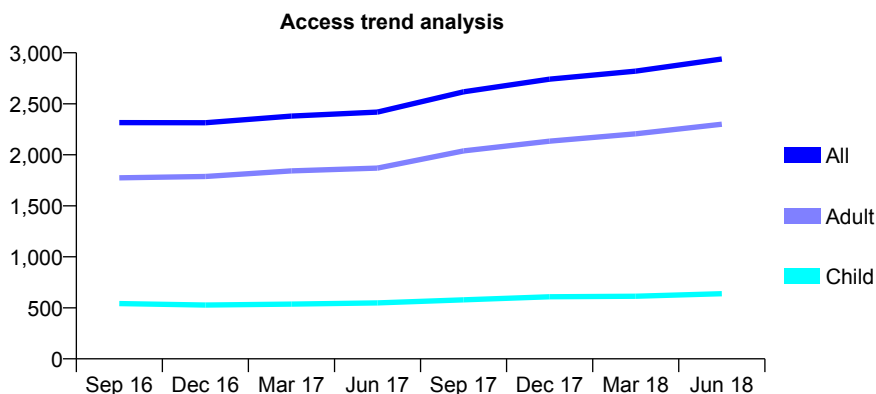
Q70 - Vital Signs At a Glance Contract Report for 804568/0001 - June 2018

Name or company name	MR SA WALKER
Contract type name	GDS Contract
Purpose of contract	General
Contract start date	01/04/2006
Contract end date	

18/19 Contracted general activity (UDA)	8,477
Carry forward general activity (UDA)	0
18/19 Contracted orthodontic activity (UOA)	0
Carry forward orthodontic activity (UOA)	0
Baseline contract value	£215,690.52

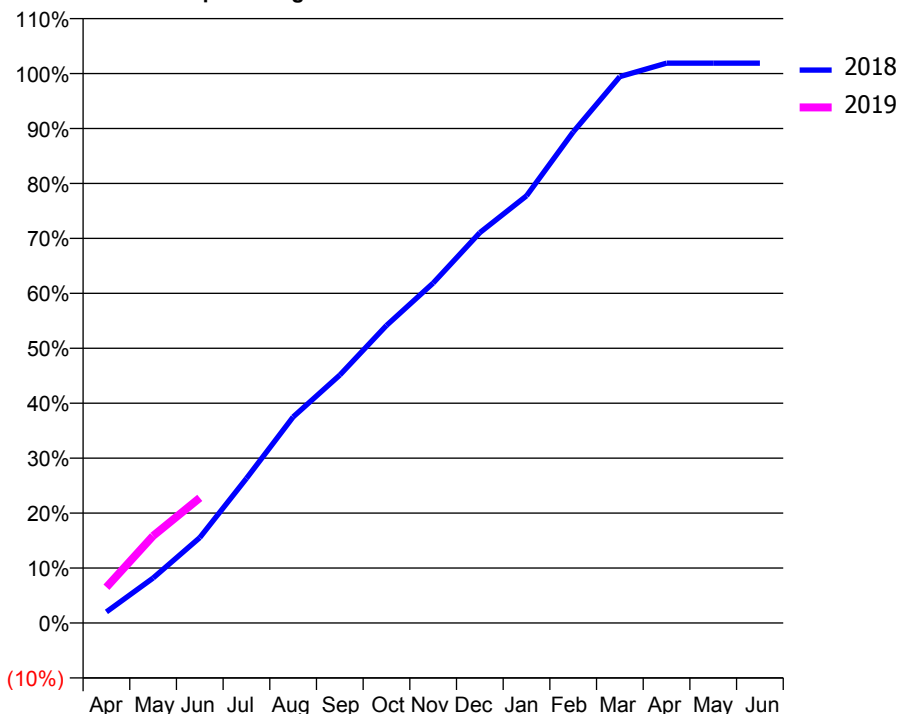
ACCESS*

Patients seen in 24 months	Total	Change since previous quarter
Quarter ending June 2017	2,419	
Quarter ending September 2017	2,618	↑
Quarter ending December 2017	2,742	↑
Quarter ending March 2018	2,820	↑
Quarter ending June 2018	2,939	↑
Variance since June 2017	21.5%	↑



ACTIVITY

Cumulative percentage of contracted UDA delivered 2018 & 2019



Month	Adjusted Scheduled Activity (UDA)	
	2018	2019
April	171	552
May	694	1,344
June	1,318	1,930
July	2,231	
August	3,180	
September	3,826	
October	4,591	
November	5,244	
December	6,023	
January	6,590	
February	7,576	
March	8,429	
April	8,637	
May	8,637	
June	8,637	

QUALITY

	Quantity	Base Number	Contract	AT	Region	England
% of FP17s for the same patient ID Re-attending within 3 months - Children	21	266	7.9%	9.7%	11.0%	11.5%
% of FP17s for the same patient ID Re-attending within 3 months - Adults	153	999	15.3%	13.9%	15.3%	15.4%
% of FP17s for the same patient ID Re-attending between 3 & 9 months - Children	183	266	68.8%	61.6%	61.2%	58.9%
% of FP17s for the same patient ID Re-attending between 3 & 9 months - Adults	664	999	66.5%	53.5%	52.9%	51.6%
% of FP17s for Band 1 Urgent Courses	63	1,098	5.7%	9.8%	9.4%	8.9%
% of FP17s Relating to Free Repair or Replacements	23	1,098	2.1%	0.6%	0.7%	0.8%
% of FP17s Relating to Continuations	12	1,098	1.1%	0.9%	0.9%	0.9%
% of Patients satisfied with the dentistry they have received	2	2	N/A	92.3%	93.6%	93.2%
% of Patients satisfied with the time they had to wait for an appointment	2	2	N/A	89.2%	88.8%	88.8%

* This is based on patients treated on this contract for their most recent course of treatment. Figures in italics indicate the base number of FP17s or Patient Questionnaire responses are less than 100. N/A is shown where the base number of responses is less than 10 during the period. % is calculated as Quantity/Base number*100

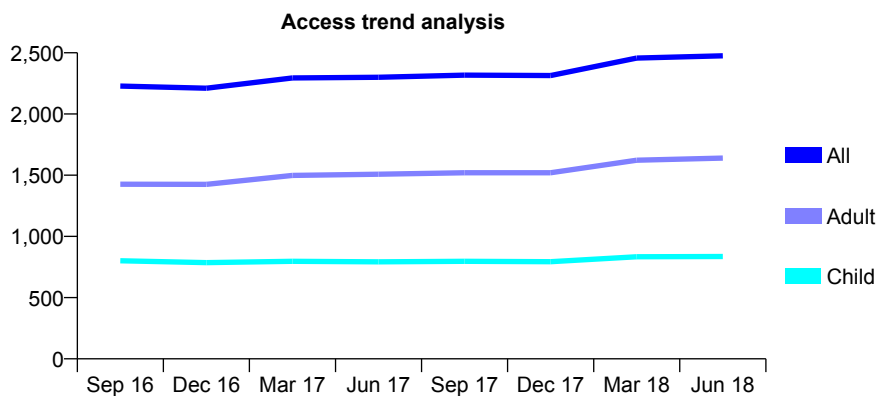
Q70 - Vital Signs At a Glance Contract Report for 810274/0001 - June 2018

Name or company name	MR TN DAVIES
Contract type name	GDS Contract
Purpose of contract	General
Contract start date	01/04/2006
Contract end date	

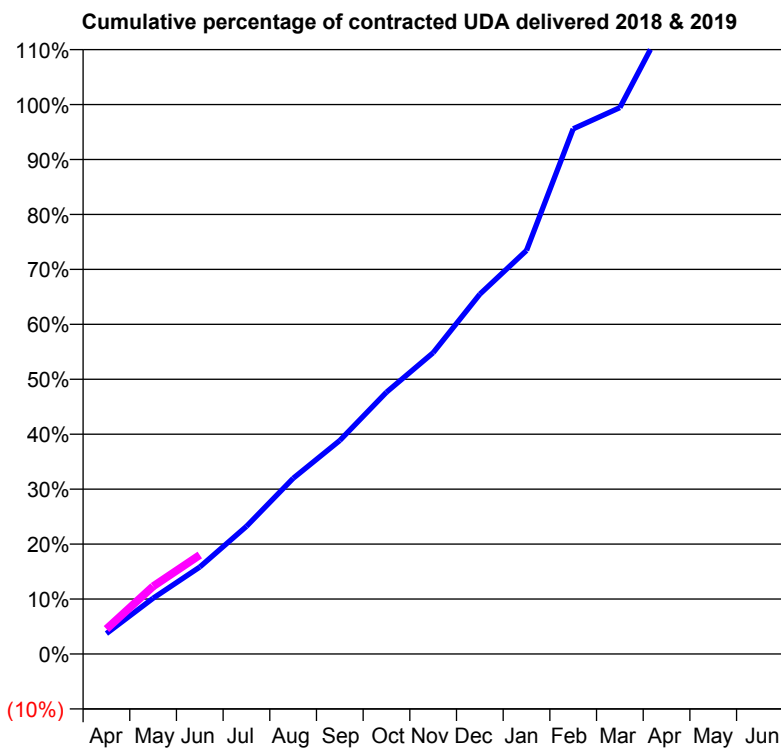
18/19 Contracted general activity (UDA)	4,857
Carry forward general activity (UDA)	0
18/19 Contracted orthodontic activity (UOA)	0
Carry forward orthodontic activity (UOA)	0
Baseline contract value	£118,314.06

ACCESS*

Patients seen in 24 months	Total	Change since previous quarter
Quarter ending June 2017	2,300	
Quarter ending September 2017	2,317	→
Quarter ending December 2017	2,314	→
Quarter ending March 2018	2,457	↑
Quarter ending June 2018	2,476	→
Variance since June 2017	7.7%	↑



ACTIVITY



Adjusted Scheduled Activity (UDA)		
Month	2018	2019
April	181	221
May	493	598
June	769	875
July	1,128	
August	1,553	
September	1,887	
October	2,314	
November	2,663	
December	3,181	
January	3,567	
February	4,642	
March	4,829	
April	5,614	
May	5,638	
June	5,656	

QUALITY

	Quantity	Base Number	Contract	AT	Region	England
% of FP17s for the same patient ID Re-attending within 3 months - Children	20	341	5.9%	9.7%	11.0%	11.5%
% of FP17s for the same patient ID Re-attending within 3 months - Adults	82	679	12.1%	13.9%	15.3%	15.4%
% of FP17s for the same patient ID Re-attending between 3 & 9 months - Children	249	341	73.0%	61.6%	61.2%	58.9%
% of FP17s for the same patient ID Re-attending between 3 & 9 months - Adults	412	679	60.7%	53.5%	52.9%	51.6%
% of FP17s for Band 1 Urgent Courses	28	452	6.2%	9.8%	9.4%	8.9%
% of FP17s Relating to Free Repair or Replacements	1	452	0.2%	0.6%	0.7%	0.8%
% of FP17s Relating to Continuations	4	452	0.9%	0.9%	0.9%	0.9%
% of Patients satisfied with the dentistry they have received	1	2	N/A	92.3%	93.6%	93.2%
% of Patients satisfied with the time they had to wait for an appointment	1	2	N/A	89.2%	88.8%	88.8%

* This is based on patients treated on this contract for their most recent course of treatment. Figures in italics indicate the base number of FP17s or Patient Questionnaire responses are less than 100. N/A is shown where the base number of responses is less than 10 during the period. % is calculated as Quantity/Base number*100

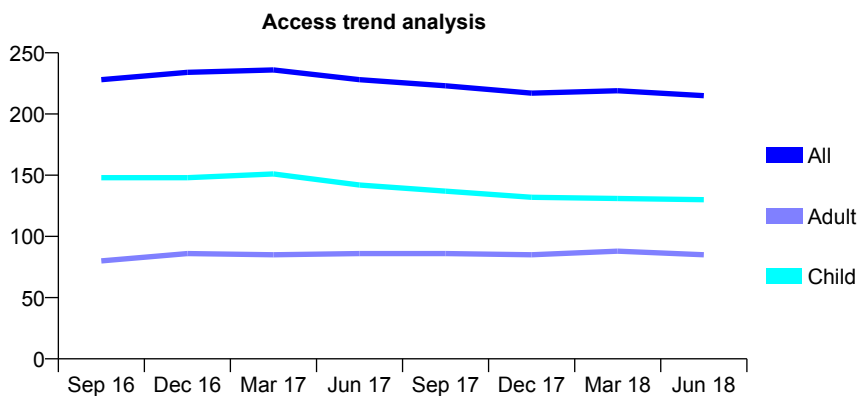
Q70 - Vital Signs At a Glance Contract Report for 811335/0001 - June 2018

Name or company name	MR R HERRON
Contract type name	GDS Contract
Purpose of contract	General
Contract start date	01/04/2006
Contract end date	

18/19 Contracted general activity (UDA)	400
Carry forward general activity (UDA)	0
18/19 Contracted orthodontic activity (UOA)	0
Carry forward orthodontic activity (UOA)	0
Baseline contract value	£9,808.67

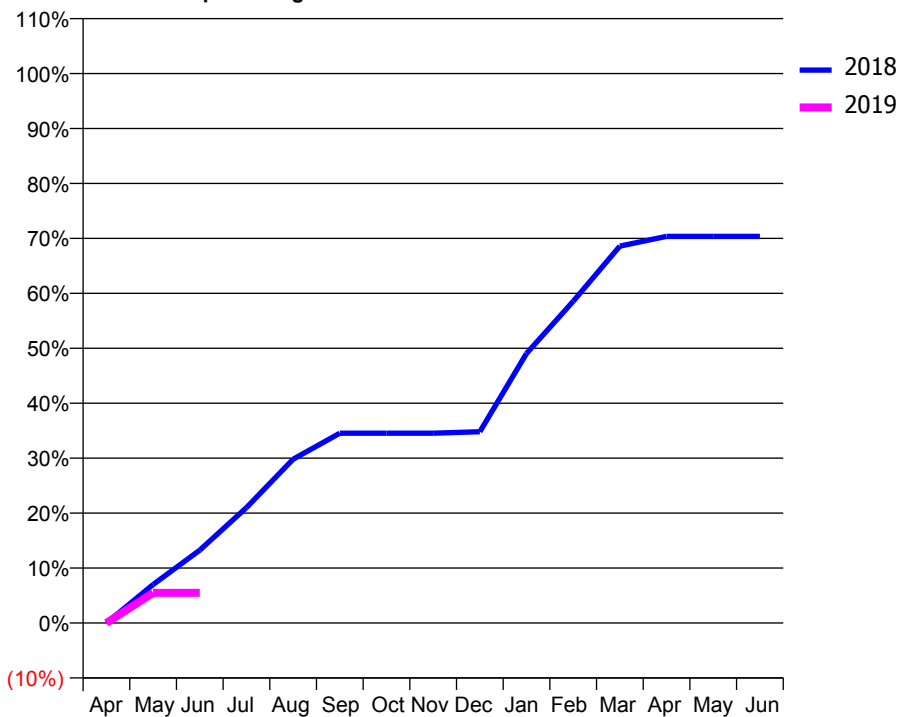
ACCESS*

Patients seen in 24 months	Total	Change since previous quarter
Quarter ending June 2017	228	
Quarter ending September 2017	223	↓
Quarter ending December 2017	217	↓
Quarter ending March 2018	219	→
Quarter ending June 2018	215	↓
Variance since June 2017	(5.7%)	↓



ACTIVITY

Cumulative percentage of contracted UDA delivered 2018 & 2019



Adjusted Scheduled Activity (UDA)		
Month	2018	2019
April	0	0
May	28	22
June	53	22
July	84	
August	119	
September	138	
October	138	
November	138	
December	139	
January	196	
February	234	
March	274	
April	281	
May	281	
June	281	

QUALITY

	Quantity	Base Number	Contract	AT	Region	England
% of FP17s for the same patient ID Re-attending within 3 months - Children	1	18	5.6%	9.7%	11.0%	11.5%
% of FP17s for the same patient ID Re-attending within 3 months - Adults	0	7	0.0%	13.9%	15.3%	15.4%
% of FP17s for the same patient ID Re-attending between 3 & 9 months - Children	12	18	66.7%	61.6%	61.2%	58.9%
% of FP17s for the same patient ID Re-attending between 3 & 9 months - Adults	4	7	57.1%	53.5%	52.9%	51.6%
% of FP17s for Band 1 Urgent Courses	0	20	0.0%	9.8%	9.4%	8.9%
% of FP17s Relating to Free Repair or Replacements	0	20	0.0%	0.6%	0.7%	0.8%
% of FP17s Relating to Continuations	0	20	0.0%	0.9%	0.9%	0.9%
% of Patients satisfied with the dentistry they have received	0	0	N/A	92.3%	93.6%	93.2%
% of Patients satisfied with the time they had to wait for an appointment	0	0	N/A	89.2%	88.8%	88.8%

* This is based on patients treated on this contract for their most recent course of treatment. Figures in italics indicate the base number of FP17s or Patient Questionnaire responses are less than 100. N/A is shown where the base number of responses is less than 10 during the period. % is calculated as Quantity/Base number*100

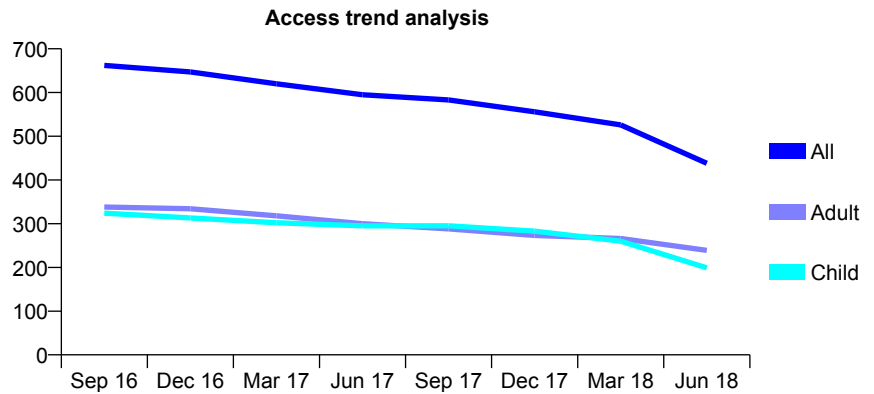
Q70 - Vital Signs At a Glance Contract Report for 813044/0001 - June 2018

Name or company name	MR SJ BABER
Contract type name	GDS Contract
Purpose of contract	General
Contract start date	01/04/2006
Contract end date	30/04/2018

18/19 Contracted general activity (UDA)	142
Carry forward general activity (UDA)	0
18/19 Contracted orthodontic activity (UOA)	0
Carry forward orthodontic activity (UOA)	0
Baseline contract value	£3,716.33

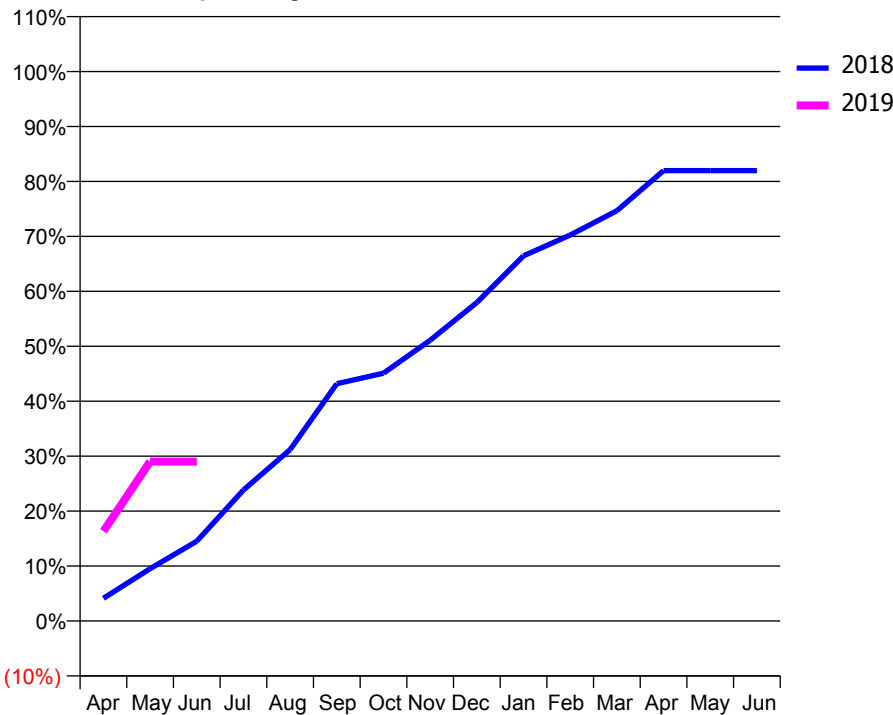
ACCESS*

Patients seen in 24 months	Total	Change since previous quarter
Quarter ending June 2017	595	
Quarter ending September 2017	583	↓
Quarter ending December 2017	556	↓
Quarter ending March 2018	526	↓
Quarter ending June 2018	438	↓
Variance since June 2017	(26.4%)	↓



ACTIVITY

Cumulative percentage of contracted UDA delivered 2018 & 2019



Adjusted Scheduled Activity (UDA)		
Month	2018	2019
April	70	23
May	162	41
June	247	41
July	405	
August	530	
September	734	
October	767	
November	869	
December	985	
January	1,130	
February	1,194	
March	1,269	
April	1,393	
May	1,393	
June	1,393	

QUALITY

	Quantity	Base Number	Contract	AT	Region	England
% of FP17s for the same patient ID Re-attending within 3 months - Children	8	64	12.5%	9.7%	11.0%	11.5%
% of FP17s for the same patient ID Re-attending within 3 months - Adults	5	41	12.2%	13.9%	15.3%	15.4%
% of FP17s for the same patient ID Re-attending between 3 & 9 months - Children	48	64	75.0%	61.6%	61.2%	58.9%
% of FP17s for the same patient ID Re-attending between 3 & 9 months - Adults	27	41	65.9%	53.5%	52.9%	51.6%
% of FP17s for Band 1 Urgent Courses	1	27	3.7%	9.8%	9.4%	8.9%
% of FP17s Relating to Free Repair or Replacements	0	27	0.0%	0.6%	0.7%	0.8%
% of FP17s Relating to Continuations	0	27	0.0%	0.9%	0.9%	0.9%
% of Patients satisfied with the dentistry they have received	0	0	N/A	92.3%	93.6%	93.2%
% of Patients satisfied with the time they had to wait for an appointment	0	0	N/A	89.2%	88.8%	88.8%

* This is based on patients treated on this contract for their most recent course of treatment. Figures in italics indicate the base number of FP17s or Patient Questionnaire responses are less than 100. N/A is shown where the base number of responses is less than 10 during the period. % is calculated as Quantity/Base number*100

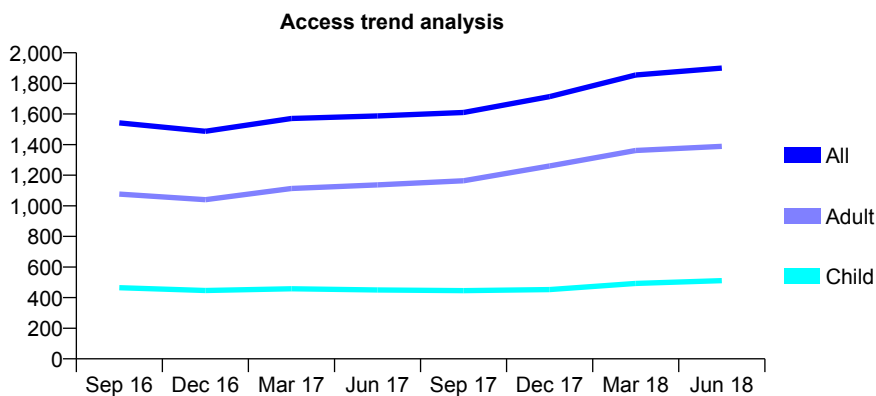
Q70 - Vital Signs At a Glance Contract Report for 813079/0001 - June 2018

Name or company name	Highland Road Dental Practice
Contract type name	GDS Contract
Purpose of contract	General
Contract start date	01/04/2006
Contract end date	

18/19 Contracted general activity (UDA)	1,800
Carry forward general activity (UDA)	0
18/19 Contracted orthodontic activity (UOA)	0
Carry forward orthodontic activity (UOA)	0
Baseline contract value	£45,804.06

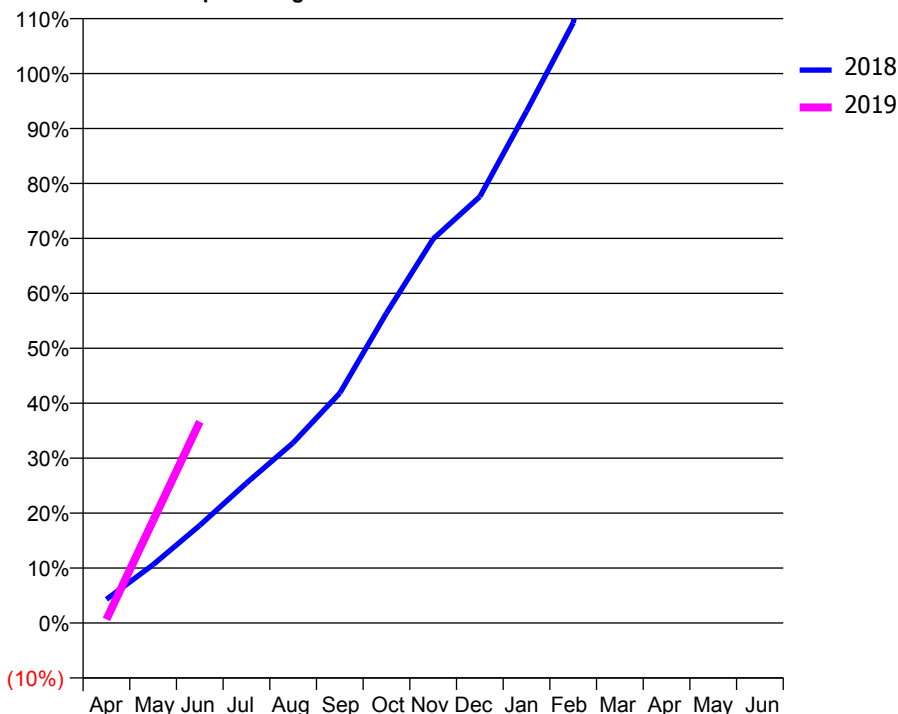
ACCESS*

Patients seen in 24 months	Total	Change since previous quarter
Quarter ending June 2017	1,587	
Quarter ending September 2017	1,610	→
Quarter ending December 2017	1,714	↑
Quarter ending March 2018	1,855	↑
Quarter ending June 2018	1,900	↑
Variance since June 2017	19.7%	↑



ACTIVITY

Cumulative percentage of contracted UDA delivered 2018 & 2019



Month	Adjusted Scheduled Activity (UDA)	
	2018	2019
April	78	12
May	191	336
June	320	659
July	459	
August	590	
September	753	
October	1,015	
November	1,258	
December	1,397	
January	1,676	
February	1,966	
March	2,635	
April	2,865	
May	2,869	
June	2,870	

QUALITY

	Quantity	Base Number	Contract	AT	Region	England
% of FP17s for the same patient ID Re-attending within 3 months - Children	14	226	6.2%	9.7%	11.0%	11.5%
% of FP17s for the same patient ID Re-attending within 3 months - Adults	70	509	13.8%	13.9%	15.3%	15.4%
% of FP17s for the same patient ID Re-attending between 3 & 9 months - Children	125	226	55.3%	61.6%	61.2%	58.9%
% of FP17s for the same patient ID Re-attending between 3 & 9 months - Adults	243	509	47.7%	53.5%	52.9%	51.6%
% of FP17s for Band 1 Urgent Courses	16	308	5.2%	9.8%	9.4%	8.9%
% of FP17s Relating to Free Repair or Replacements	4	308	1.3%	0.6%	0.7%	0.8%
% of FP17s Relating to Continuations	5	308	1.6%	0.9%	0.9%	0.9%
% of Patients satisfied with the dentistry they have received	1	2	N/A	92.3%	93.6%	93.2%
% of Patients satisfied with the time they had to wait for an appointment	2	2	N/A	89.2%	88.8%	88.8%

* This is based on patients treated on this contract for their most recent course of treatment. Figures in italics indicate the base number of FP17s or Patient Questionnaire responses are less than 100. N/A is shown where the base number of responses is less than 10 during the period. % is calculated as Quantity/Base number*100

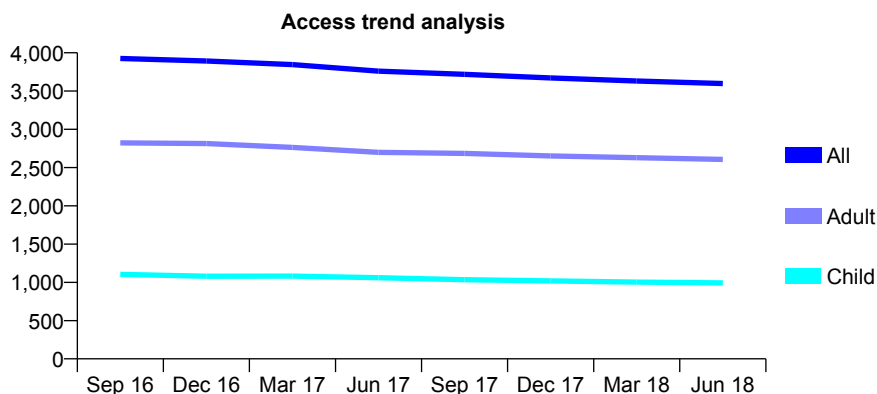
Q70 - Vital Signs At a Glance Contract Report for 817198/0001 - June 2018

Name or company name	MR RM WILLIAMS
Contract type name	GDS Contract
Purpose of contract	General
Contract start date	01/04/2006
Contract end date	

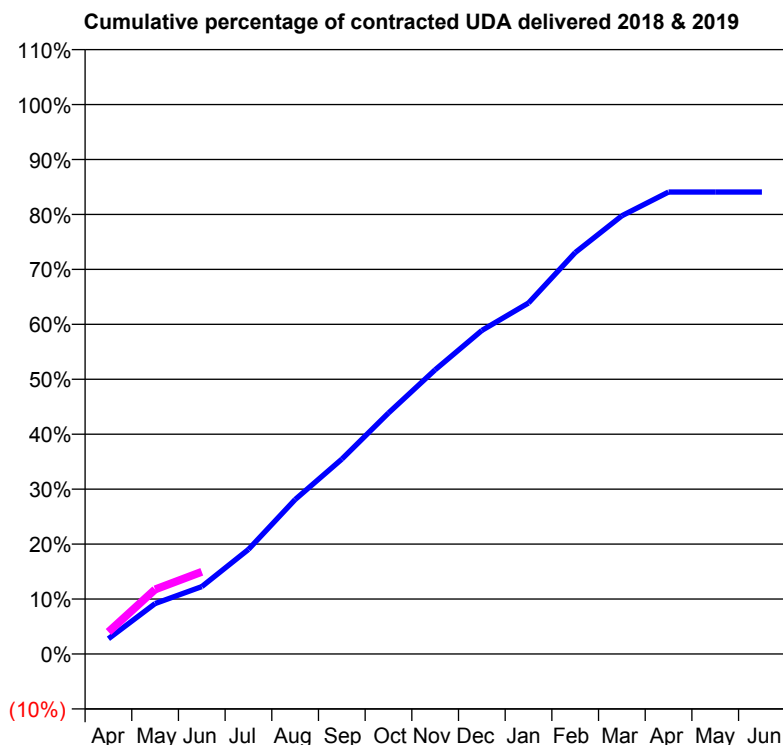
18/19 Contracted general activity (UDA)	11,000
Carry forward general activity (UDA)	0
18/19 Contracted orthodontic activity (UOA)	0
Carry forward orthodontic activity (UOA)	0
Baseline contract value	£319,287.29

ACCESS*

Patients seen in 24 months	Total	Change since previous quarter
Quarter ending June 2017	3,760	
Quarter ending September 2017	3,719	↓
Quarter ending December 2017	3,671	↓
Quarter ending March 2018	3,632	↓
Quarter ending June 2018	3,599	→
Variance since June 2017	(4.3%)	↓



ACTIVITY



Month	Adjusted Scheduled Activity (UDA)	
	2018	2019
April	307	442
May	1,011	1,292
June	1,349	1,646
July	2,093	
August	3,091	
September	3,902	
October	4,826	
November	5,689	
December	6,477	
January	7,028	
February	8,037	
March	8,774	
April	9,247	
May	9,248	
June	9,248	

QUALITY

	Quantity	Base Number	Contract	AT	Region	England
% of FP17s for the same patient ID Re-attending within 3 months - Children	16	367	4.4%	9.7%	11.0%	11.5%
% of FP17s for the same patient ID Re-attending within 3 months - Adults	104	694	15.0%	13.9%	15.3%	15.4%
% of FP17s for the same patient ID Re-attending between 3 & 9 months - Children	268	367	73.0%	61.6%	61.2%	58.9%
% of FP17s for the same patient ID Re-attending between 3 & 9 months - Adults	279	694	40.2%	53.5%	52.9%	51.6%
% of FP17s for Band 1 Urgent Courses	63	850	7.4%	9.8%	9.4%	8.9%
% of FP17s Relating to Free Repair or Replacements	5	850	0.6%	0.6%	0.7%	0.8%
% of FP17s Relating to Continuations	9	850	1.1%	0.9%	0.9%	0.9%
% of Patients satisfied with the dentistry they have received	3	4	N/A	92.3%	93.6%	93.2%
% of Patients satisfied with the time they had to wait for an appointment	4	4	N/A	89.2%	88.8%	88.8%

* This is based on patients treated on this contract for their most recent course of treatment. Figures in italics indicate the base number of FP17s or Patient Questionnaire responses are less than 100. N/A is shown where the base number of responses is less than 10 during the period. % is calculated as Quantity/Base number*100

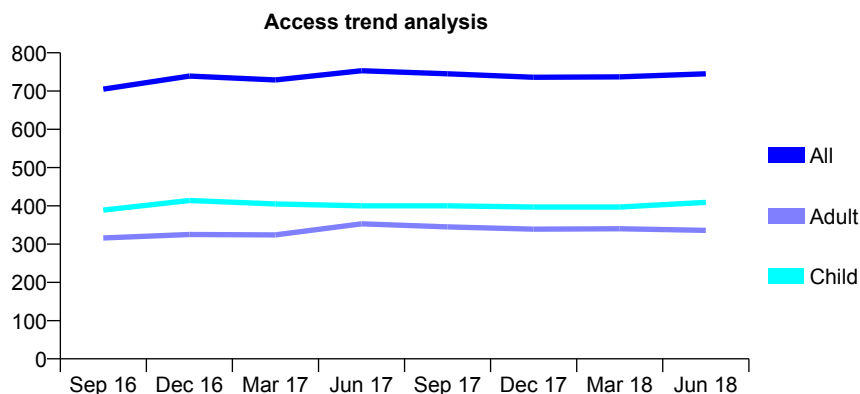
Q70 - Vital Signs At a Glance Contract Report for 820563/0001 - June 2018

Name or company name	MR MJ COLE
Contract type name	GDS Contract
Purpose of contract	General and Orthodontic
Contract start date	01/04/2006
Contract end date	

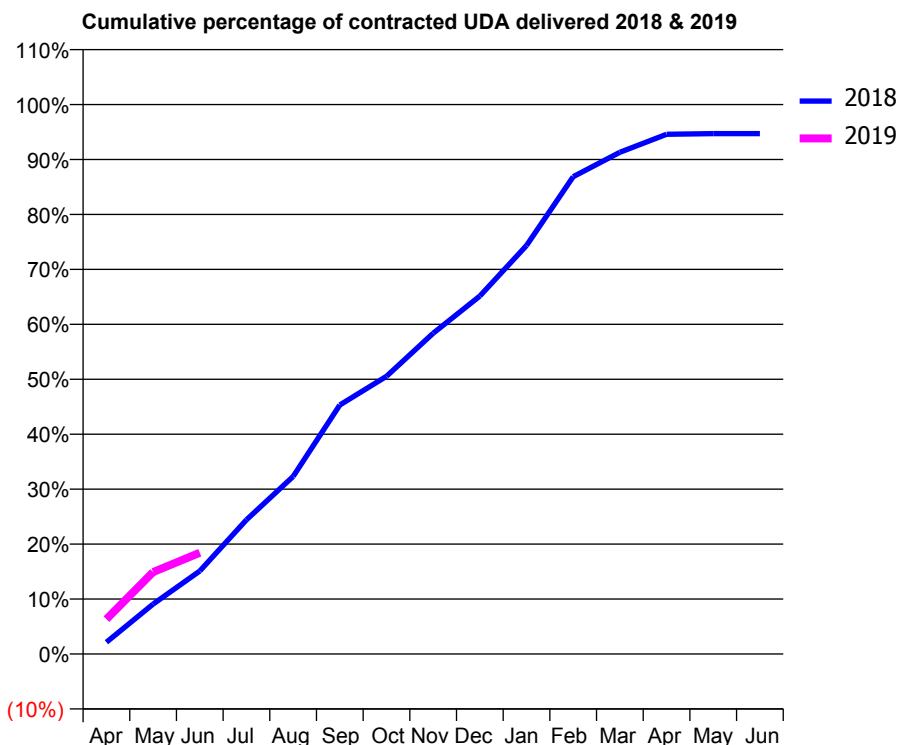
18/19 Contracted general activity (UDA)	1,870
Carry forward general activity (UDA)	0
18/19 Contracted orthodontic activity (UOA)	243
Carry forward orthodontic activity (UOA)	0
Baseline contract value	£64,411.65

ACCESS*

Patients seen in 24 months	Total	Change since previous quarter
Quarter ending June 2017	753	
Quarter ending September 2017	745	↓
Quarter ending December 2017	736	↓
Quarter ending March 2018	737	→
Quarter ending June 2018	745	→
Variance since June 2017	(1.1%)	↓



ACTIVITY



Adjusted Scheduled Activity (UDA)		
Month	2018	2019
April	40	119
May	170	279
June	282	345
July	457	
August	604	
September	847	
October	945	
November	1,092	
December	1,218	
January	1,390	
February	1,624	
March	1,708	
April	1,769	
May	1,771	
June	1,771	

QUALITY

	Quantity	Base Number	Contract	AT	Region	England
% of FP17s for the same patient ID Re-attending within 3 months - Children	12	169	7.1%	9.7%	11.0%	11.5%
% of FP17s for the same patient ID Re-attending within 3 months - Adults	7	85	8.2%	13.9%	15.3%	15.4%
% of FP17s for the same patient ID Re-attending between 3 & 9 months - Children	104	169	61.5%	61.6%	61.2%	58.9%
% of FP17s for the same patient ID Re-attending between 3 & 9 months - Adults	45	85	52.9%	53.5%	52.9%	51.6%
% of FP17s for Band 1 Urgent Courses	9	209	4.3%	9.8%	9.4%	8.9%
% of FP17s Relating to Free Repair or Replacements	0	209	0.0%	0.6%	0.7%	0.8%
% of FP17s Relating to Continuations	0	209	0.0%	0.9%	0.9%	0.9%
% of Patients satisfied with the dentistry they have received	1	1	N/A	92.3%	93.6%	93.2%
% of Patients satisfied with the time they had to wait for an appointment	1	1	N/A	89.2%	88.8%	88.8%

* This is based on patients treated on this contract for their most recent course of treatment. Figures in italics indicate the base number of FP17s or Patient Questionnaire responses are less than 100. N/A is shown where the base number of responses is less than 10 during the period. % is calculated as Quantity/Base number*100

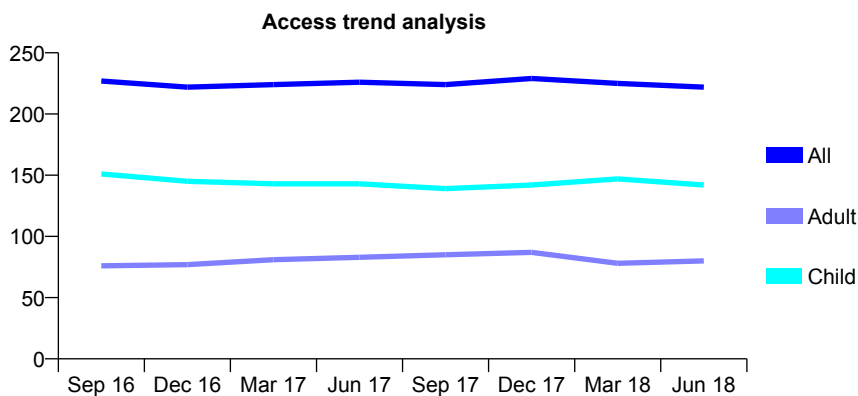
Q70 - Vital Signs At a Glance Contract Report for 825751/0002 - June 2018

Name or company name	MS BS SHIPLEY
Contract type name	GDS Contract
Purpose of contract	General
Contract start date	01/04/2006
Contract end date	

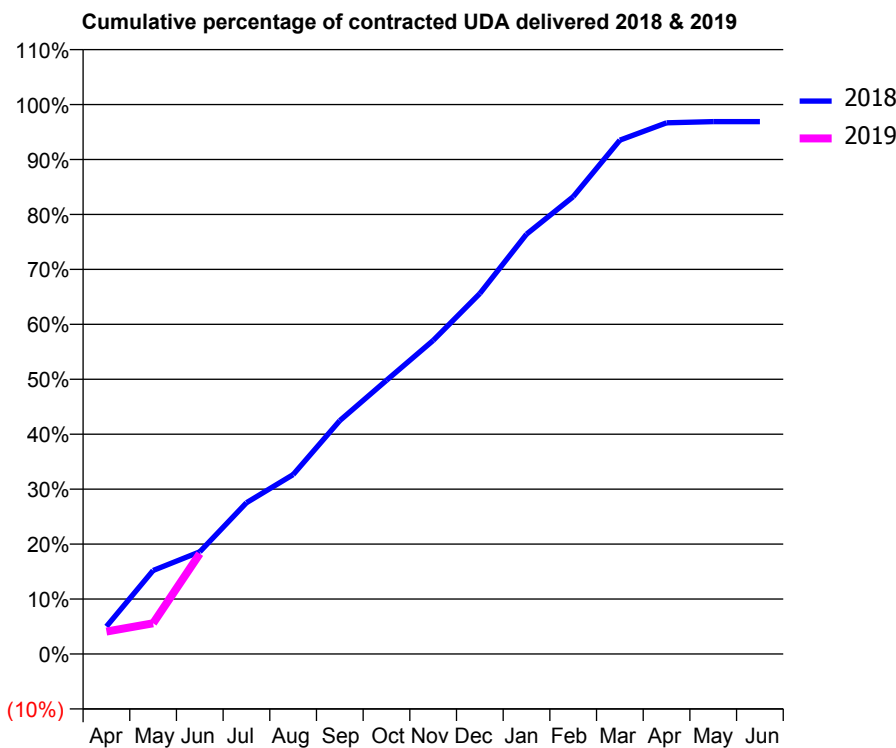
18/19 Contracted general activity (UDA)	539
Carry forward general activity (UDA)	0
18/19 Contracted orthodontic activity (UOA)	0
Carry forward orthodontic activity (UOA)	0
Baseline contract value	£14,126.63

ACCESS*

Patients seen in 24 months	Total	Change since previous quarter
Quarter ending June 2017	226	
Quarter ending September 2017	224	→
Quarter ending December 2017	229	↑
Quarter ending March 2018	225	↓
Quarter ending June 2018	222	↓
Variance since June 2017	(1.8%)	↓



ACTIVITY



Adjusted Scheduled Activity (UDA)		
Month	2018	2019
April	27	22
May	82	30
June	100	98
July	148	
August	176	
September	229	
October	268	
November	308	
December	354	
January	412	
February	449	
March	504	
April	521	
May	522	
June	522	

QUALITY

	Quantity	Base Number	Contract	AT	Region	England
% of FP17s for the same patient ID Re-attending within 3 months - Children	1	42	2.4%	9.7%	11.0%	11.5%
% of FP17s for the same patient ID Re-attending within 3 months - Adults	1	16	6.3%	13.9%	15.3%	15.4%
% of FP17s for the same patient ID Re-attending between 3 & 9 months - Children	35	42	83.3%	61.6%	61.2%	58.9%
% of FP17s for the same patient ID Re-attending between 3 & 9 months - Adults	9	16	56.3%	53.5%	52.9%	51.6%
% of FP17s for Band 1 Urgent Courses	2	51	3.9%	9.8%	9.4%	8.9%
% of FP17s Relating to Free Repair or Replacements	0	51	0.0%	0.6%	0.7%	0.8%
% of FP17s Relating to Continuations	0	51	0.0%	0.9%	0.9%	0.9%
% of Patients satisfied with the dentistry they have received	0	0	N/A	92.3%	93.6%	93.2%
% of Patients satisfied with the time they had to wait for an appointment	0	0	N/A	89.2%	88.8%	88.8%

* This is based on patients treated on this contract for their most recent course of treatment. Figures in italics indicate the base number of FP17s or Patient Questionnaire responses are less than 100. N/A is shown where the base number of responses is less than 10 during the period. % is calculated as Quantity/Base number*100

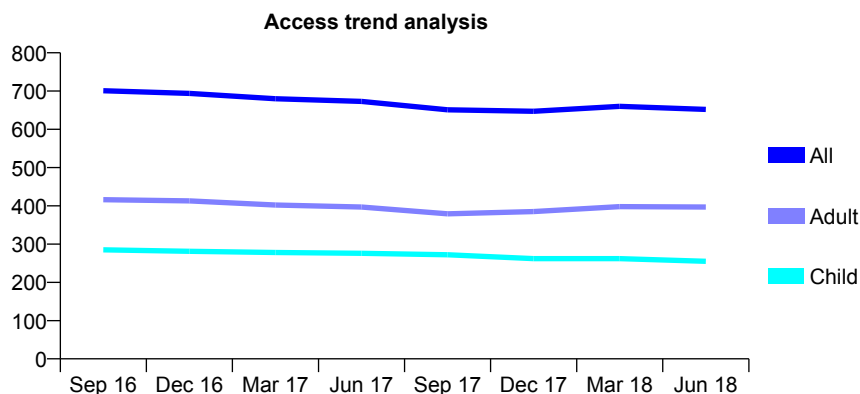
Q70 - Vital Signs At a Glance Contract Report for 830127/0001 - June 2018

Name or company name	MR HM MORTON
Contract type name	GDS Contract
Purpose of contract	General
Contract start date	01/04/2006
Contract end date	

18/19 Contracted general activity (UDA)	1,820
Carry forward general activity (UDA)	0
18/19 Contracted orthodontic activity (UOA)	0
Carry forward orthodontic activity (UOA)	0
Baseline contract value	£52,564.70

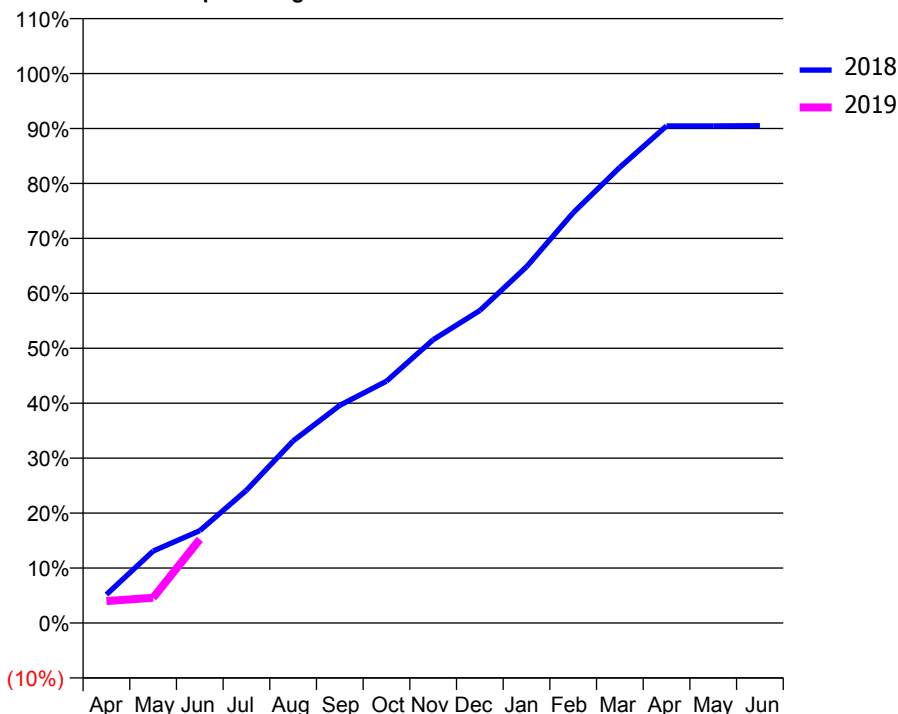
ACCESS*

Patients seen in 24 months	Total	Change since previous quarter
Quarter ending June 2017	673	
Quarter ending September 2017	651	↓
Quarter ending December 2017	647	→
Quarter ending March 2018	660	↑
Quarter ending June 2018	652	↓
Variance since June 2017	(3.1%)	↓



ACTIVITY

Cumulative percentage of contracted UDA delivered 2018 & 2019



Adjusted Scheduled Activity (UDA)

Month	2018	2019
April	94	73
May	238	84
June	306	277
July	440	
August	603	
September	721	
October	801	
November	938	
December	1,035	
January	1,180	
February	1,359	
March	1,509	
April	1,646	
May	1,646	
June	1,647	

QUALITY

	Quantity	Base Number	Contract	AT	Region	England
% of FP17s for the same patient ID Re-attending within 3 months - Children	5	94	5.3%	9.7%	11.0%	11.5%
% of FP17s for the same patient ID Re-attending within 3 months - Adults	15	128	11.7%	13.9%	15.3%	15.4%
% of FP17s for the same patient ID Re-attending between 3 & 9 months - Children	60	94	63.8%	61.6%	61.2%	58.9%
% of FP17s for the same patient ID Re-attending between 3 & 9 months - Adults	59	128	46.1%	53.5%	52.9%	51.6%
% of FP17s for Band 1 Urgent Courses	10	171	5.8%	9.8%	9.4%	8.9%
% of FP17s Relating to Free Repair or Replacements	2	171	1.2%	0.6%	0.7%	0.8%
% of FP17s Relating to Continuations	0	171	0.0%	0.9%	0.9%	0.9%
% of Patients satisfied with the dentistry they have received	0	0	N/A	92.3%	93.6%	93.2%
% of Patients satisfied with the time they had to wait for an appointment	0	0	N/A	89.2%	88.8%	88.8%

* This is based on patients treated on this contract for their most recent course of treatment. Figures in italics indicate the base number of FP17s or Patient Questionnaire responses are less than 100. N/A is shown where the base number of responses is less than 10 during the period. % is calculated as Quantity/Base number*100

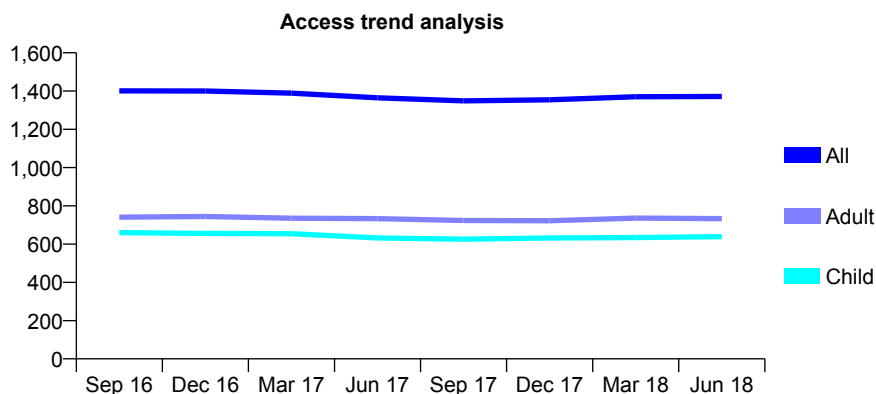
Q70 - Vital Signs At a Glance Contract Report for 832057/0001 - June 2018

Name or company name	MR JR ROTHMAN
Contract type name	GDS Contract
Purpose of contract	General
Contract start date	01/04/2006
Contract end date	

18/19 Contracted general activity (UDA)	3,852
Carry forward general activity (UDA)	0
18/19 Contracted orthodontic activity (UOA)	0
Carry forward orthodontic activity (UOA)	0
Baseline contract value	£89,247.95

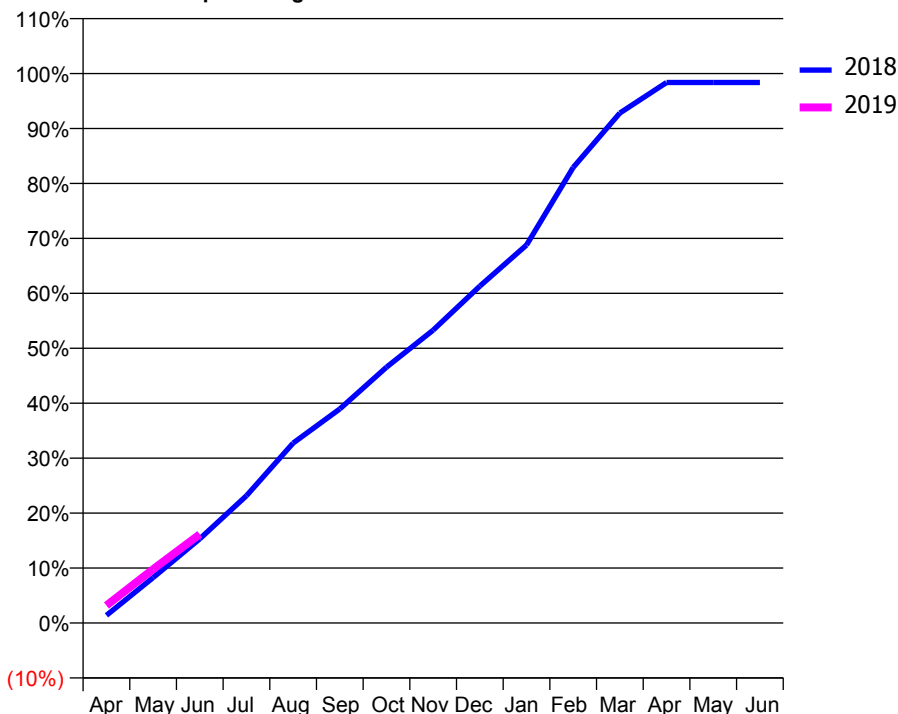
ACCESS*

Patients seen in 24 months	Total	Change since previous quarter
Quarter ending June 2017	1,365	
Quarter ending September 2017	1,349	↓
Quarter ending December 2017	1,354	→
Quarter ending March 2018	1,370	→
Quarter ending June 2018	1,372	→
Variance since June 2017	0.5%	→



ACTIVITY

Cumulative percentage of contracted UDA delivered 2018 & 2019



Adjusted Scheduled Activity (UDA)

Month	2018	2019
April	54	123
May	319	377
June	590	622
July	892	
August	1,261	
September	1,501	
October	1,793	
November	2,053	
December	2,362	
January	2,650	
February	3,194	
March	3,575	
April	3,789	
May	3,789	
June	3,789	

QUALITY

	Quantity	Base Number	Contract	AT	Region	England
% of FP17s for the same patient ID Re-attending within 3 months - Children	23	257	8.9%	9.7%	11.0%	11.5%
% of FP17s for the same patient ID Re-attending within 3 months - Adults	34	247	13.8%	13.9%	15.3%	15.4%
% of FP17s for the same patient ID Re-attending between 3 & 9 months - Children	171	257	66.5%	61.6%	61.2%	58.9%
% of FP17s for the same patient ID Re-attending between 3 & 9 months - Adults	170	247	68.8%	53.5%	52.9%	51.6%
% of FP17s for Band 1 Urgent Courses	26	406	6.4%	9.8%	9.4%	8.9%
% of FP17s Relating to Free Repair or Replacements	0	406	0.0%	0.6%	0.7%	0.8%
% of FP17s Relating to Continuations	0	406	0.0%	0.9%	0.9%	0.9%
% of Patients satisfied with the dentistry they have received	1	1	N/A	92.3%	93.6%	93.2%
% of Patients satisfied with the time they had to wait for an appointment	1	1	N/A	89.2%	88.8%	88.8%

* This is based on patients treated on this contract for their most recent course of treatment. Figures in italics indicate the base number of FP17s or Patient Questionnaire responses are less than 100. N/A is shown where the base number of responses is less than 10 during the period. % is calculated as Quantity/Base number*100

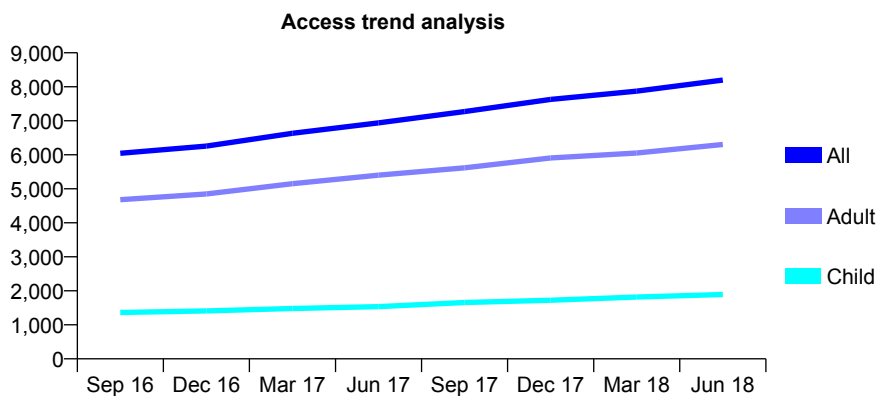
Q70 - Vital Signs At a Glance Contract Report for 841102/0001 - June 2018

Name or company name	Pro-Dent Dental Partnership
Contract type name	GDS Contract
Purpose of contract	General
Contract start date	01/04/2006
Contract end date	

18/19 Contracted general activity (UDA)	20,757
Carry forward general activity (UDA)	0
18/19 Contracted orthodontic activity (UOA)	0
Carry forward orthodontic activity (UOA)	0
Baseline contract value	£545,313.46

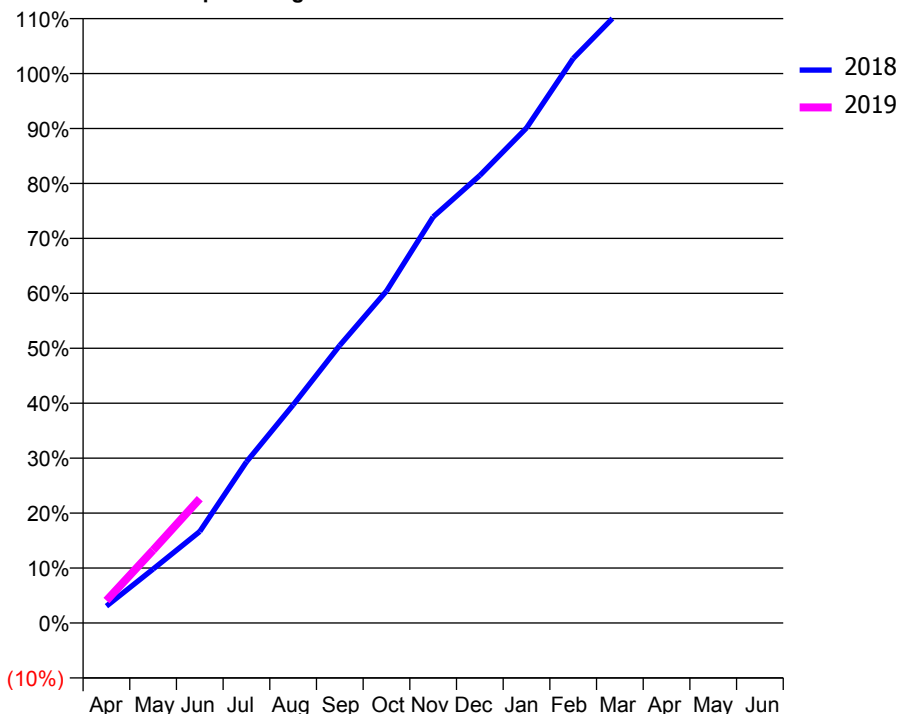
ACCESS*

Patients seen in 24 months	Total	Change since previous quarter
Quarter ending June 2017	6,938	
Quarter ending September 2017	7,273	↑
Quarter ending December 2017	7,629	↑
Quarter ending March 2018	7,872	↑
Quarter ending June 2018	8,198	↑
Variance since June 2017	18.2%	↑



ACTIVITY

Cumulative percentage of contracted UDA delivered 2018 & 2019



Month	Adjusted Scheduled Activity (UDA)	
	2018	2019
April	636	851
May	2,035	2,754
June	3,457	4,698
July	6,090	
August	8,239	
September	10,488	
October	12,542	
November	15,338	
December	16,906	
January	18,701	
February	21,322	
March	23,117	
April	24,586	
May	24,563	
June	24,566	

QUALITY

	Quantity	Base Number	Contract	AT	Region	England
% of FP17s for the same patient ID Re-attending within 3 months - Children	43	663	6.5%	9.7%	11.0%	11.5%
% of FP17s for the same patient ID Re-attending within 3 months - Adults	203	1,900	10.7%	13.9%	15.3%	15.4%
% of FP17s for the same patient ID Re-attending between 3 & 9 months - Children	367	663	55.4%	61.6%	61.2%	58.9%
% of FP17s for the same patient ID Re-attending between 3 & 9 months - Adults	931	1,900	49.0%	53.5%	52.9%	51.6%
% of FP17s for Band 1 Urgent Courses	268	1,973	13.6%	9.8%	9.4%	8.9%
% of FP17s Relating to Free Repair or Replacements	7	1,973	0.4%	0.6%	0.7%	0.8%
% of FP17s Relating to Continuations	1	1,973	0.1%	0.9%	0.9%	0.9%
% of Patients satisfied with the dentistry they have received	29	29	100.0%	92.3%	93.6%	93.2%
% of Patients satisfied with the time they had to wait for an appointment	28	29	96.6%	89.2%	88.8%	88.8%

* This is based on patients treated on this contract for their most recent course of treatment. Figures in italics indicate the base number of FP17s or Patient Questionnaire responses are less than 100. N/A is shown where the base number of responses is less than 10 during the period. % is calculated as Quantity/Base number*100

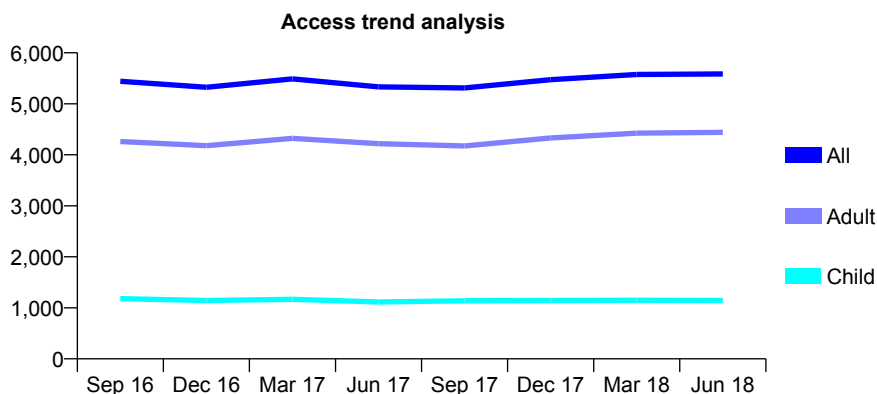
Q70 - Vital Signs At a Glance Contract Report for 841692/0001 - June 2018

Name or company name	Perfect Smile Cosham Partnership
Contract type name	GDS Contract
Purpose of contract	General
Contract start date	01/04/2006
Contract end date	

18/19 Contracted general activity (UDA)	15,739
Carry forward general activity (UDA)	0
18/19 Contracted orthodontic activity (UOA)	0
Carry forward orthodontic activity (UOA)	0
Baseline contract value	£407,025.09

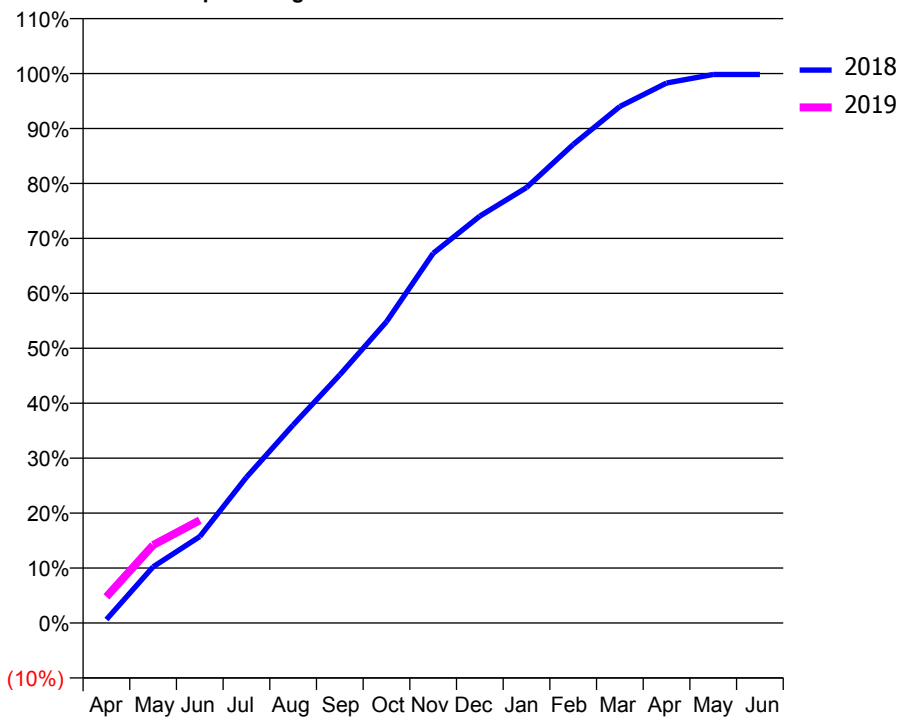
ACCESS*

Patients seen in 24 months	Total	Change since previous quarter
Quarter ending June 2017	5,331	
Quarter ending September 2017	5,312	→
Quarter ending December 2017	5,474	↑
Quarter ending March 2018	5,575	→
Quarter ending June 2018	5,585	→
Variance since June 2017	4.8%	↑



ACTIVITY

Cumulative percentage of contracted UDA delivered 2018 & 2019



Month	Adjusted Scheduled Activity (UDA)	
	2018	2019
April	100	749
May	1,609	2,233
June	2,475	2,943
July	4,176	
August	5,675	
September	7,112	
October	8,629	
November	10,588	
December	11,653	
January	12,472	
February	13,706	
March	14,796	
April	15,468	
May	15,712	
June	15,710	

QUALITY

	Quantity	Base Number	Contract	AT	Region	England
% of FP17s for the same patient ID Re-attending within 3 months - Children	32	411	7.8%	9.7%	11.0%	11.5%
% of FP17s for the same patient ID Re-attending within 3 months - Adults	285	1,683	16.9%	13.9%	15.3%	15.4%
% of FP17s for the same patient ID Re-attending between 3 & 9 months - Children	243	411	59.1%	61.6%	61.2%	58.9%
% of FP17s for the same patient ID Re-attending between 3 & 9 months - Adults	974	1,683	57.9%	53.5%	52.9%	51.6%
% of FP17s for Band 1 Urgent Courses	106	1,542	6.9%	9.8%	9.4%	8.9%
% of FP17s Relating to Free Repair or Replacements	3	1,542	0.2%	0.6%	0.7%	0.8%
% of FP17s Relating to Continuations	58	1,542	3.8%	0.9%	0.9%	0.9%
% of Patients satisfied with the dentistry they have received	6	7	N/A	92.3%	93.6%	93.2%
% of Patients satisfied with the time they had to wait for an appointment	6	7	N/A	89.2%	88.8%	88.8%

* This is based on patients treated on this contract for their most recent course of treatment. Figures in italics indicate the base number of FP17s or Patient Questionnaire responses are less than 100. N/A is shown where the base number of responses is less than 10 during the period. % is calculated as Quantity/Base number*100

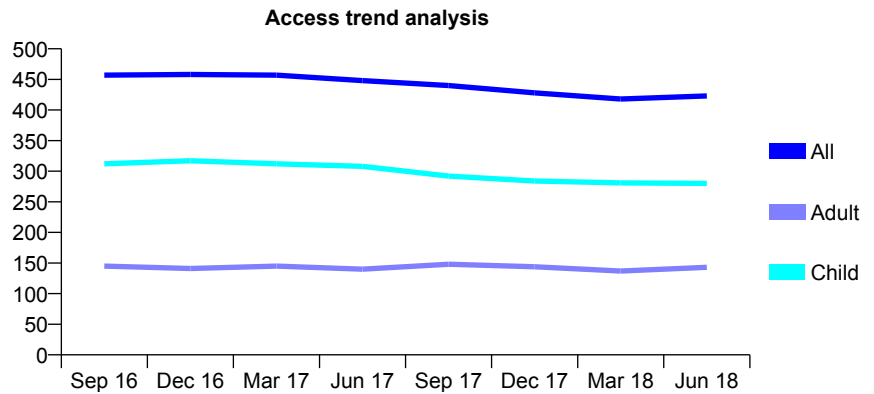
Q70 - Vital Signs At a Glance Contract Report for 842052/0001 - June 2018

Name or company name	MR RD HALDERTHAY
Contract type name	GDS Contract
Purpose of contract	General
Contract start date	01/04/2006
Contract end date	

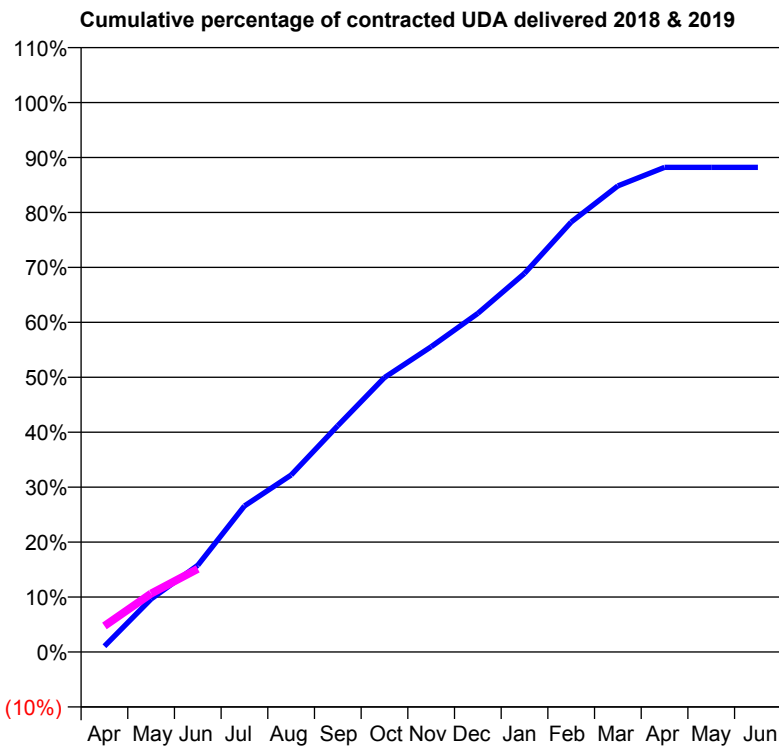
18/19 Contracted general activity (UDA)	1,000
Carry forward general activity (UDA)	0
18/19 Contracted orthodontic activity (UOA)	0
Carry forward orthodontic activity (UOA)	0
Baseline contract value	£23,307.71

ACCESS*

Patients seen in 24 months	Total	Change since previous quarter
Quarter ending June 2017	448	
Quarter ending September 2017	440	↓
Quarter ending December 2017	428	↓
Quarter ending March 2018	418	↓
Quarter ending June 2018	423	→
Variance since June 2017	(5.6%)	↓



ACTIVITY



Month	Adjusted Scheduled Activity (UDA)	
	2018	2019
April	11	47
May	101	106
June	166	151
July	279	
August	338	
September	433	
October	524	
November	583	
December	647	
January	724	
February	822	
March	891	
April	926	
May	926	
June	926	

QUALITY

	Quantity	Base Number	Contract	AT	Region	England
% of FP17s for the same patient ID Re-attending within 3 months - Children	7	107	6.5%	9.7%	11.0%	11.5%
% of FP17s for the same patient ID Re-attending within 3 months - Adults	4	46	8.7%	13.9%	15.3%	15.4%
% of FP17s for the same patient ID Re-attending between 3 & 9 months - Children	66	107	61.7%	61.6%	61.2%	58.9%
% of FP17s for the same patient ID Re-attending between 3 & 9 months - Adults	40	46	87.0%	53.5%	52.9%	51.6%
% of FP17s for Band 1 Urgent Courses	7	126	5.6%	9.8%	9.4%	8.9%
% of FP17s Relating to Free Repair or Replacements	0	126	0.0%	0.6%	0.7%	0.8%
% of FP17s Relating to Continuations	2	126	1.6%	0.9%	0.9%	0.9%
% of Patients satisfied with the dentistry they have received	1	1	N/A	92.3%	93.6%	93.2%
% of Patients satisfied with the time they had to wait for an appointment	1	1	N/A	89.2%	88.8%	88.8%

* This is based on patients treated on this contract for their most recent course of treatment. Figures in italics indicate the base number of FP17s or Patient Questionnaire responses are less than 100. N/A is shown where the base number of responses is less than 10 during the period. % is calculated as Quantity/Base number*100

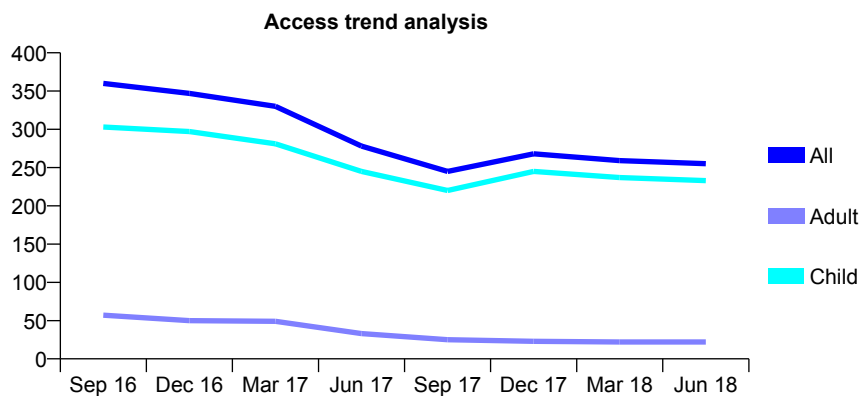
Q70 - Vital Signs At a Glance Contract Report for 843466/0001 - June 2018

Name or company name	Swedental Surgery
Contract type name	GDS Contract
Purpose of contract	General
Contract start date	01/04/2006
Contract end date	

18/19 Contracted general activity (UDA)	894
Carry forward general activity (UDA)	0
18/19 Contracted orthodontic activity (UOA)	0
Carry forward orthodontic activity (UOA)	0
Baseline contract value	£19,142.87

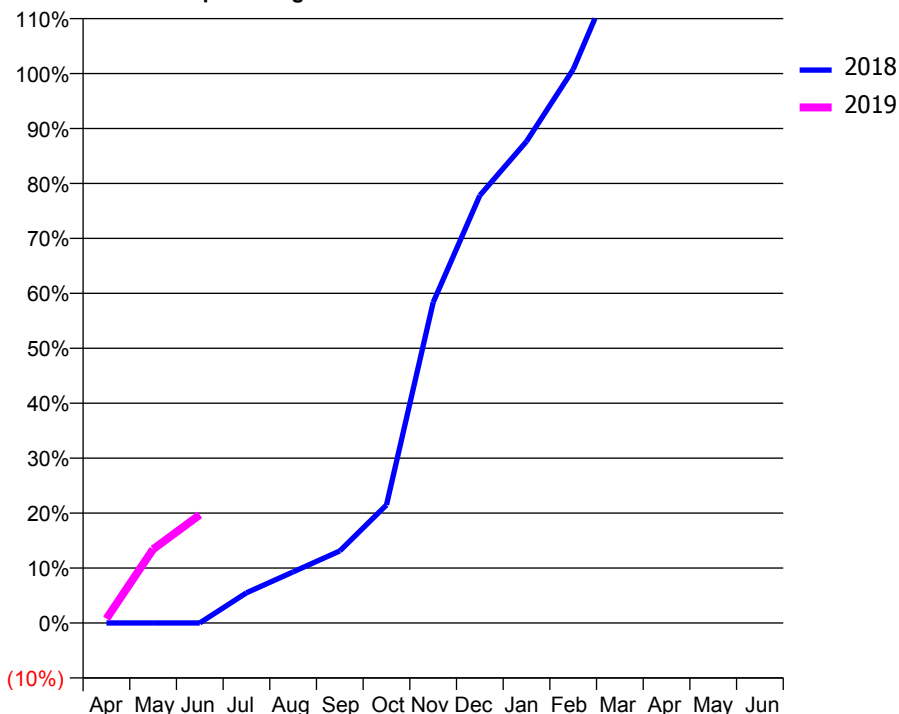
ACCESS*

Patients seen in 24 months	Total	Change since previous quarter
Quarter ending June 2017	278	
Quarter ending September 2017	245	↓
Quarter ending December 2017	268	↑
Quarter ending March 2018	259	↓
Quarter ending June 2018	255	↓
Variance since June 2017	(8.3%)	↓



ACTIVITY

Cumulative percentage of contracted UDA delivered 2018 & 2019



Adjusted Scheduled Activity (UDA)

Month	2018	2019
April	0	7
May	0	120
June	0	176
July	49	
August	83	
September	117	
October	192	
November	522	
December	696	
January	784	
February	901	
March	1,078	
April	1,137	
May	1,134	
June	1,134	

QUALITY

	Quantity	Base Number	Contract	AT	Region	England
% of FP17s for the same patient ID Re-attending within 3 months - Children	16	98	16.3%	9.7%	11.0%	11.5%
% of FP17s for the same patient ID Re-attending within 3 months - Adults	0	0	N/A	13.9%	15.3%	15.4%
% of FP17s for the same patient ID Re-attending between 3 & 9 months - Children	70	98	71.4%	61.6%	61.2%	58.9%
% of FP17s for the same patient ID Re-attending between 3 & 9 months - Adults	0	0	N/A	53.5%	52.9%	51.6%
% of FP17s for Band 1 Urgent Courses	0	72	0.0%	9.8%	9.4%	8.9%
% of FP17s Relating to Free Repair or Replacements	0	72	0.0%	0.6%	0.7%	0.8%
% of FP17s Relating to Continuations	0	72	0.0%	0.9%	0.9%	0.9%
% of Patients satisfied with the dentistry they have received	0	0	N/A	92.3%	93.6%	93.2%
% of Patients satisfied with the time they had to wait for an appointment	0	0	N/A	89.2%	88.8%	88.8%

* This is based on patients treated on this contract for their most recent course of treatment. Figures in italics indicate the base number of FP17s or Patient Questionnaire responses are less than 100. N/A is shown where the base number of responses is less than 10 during the period. % is calculated as Quantity/Base number*100

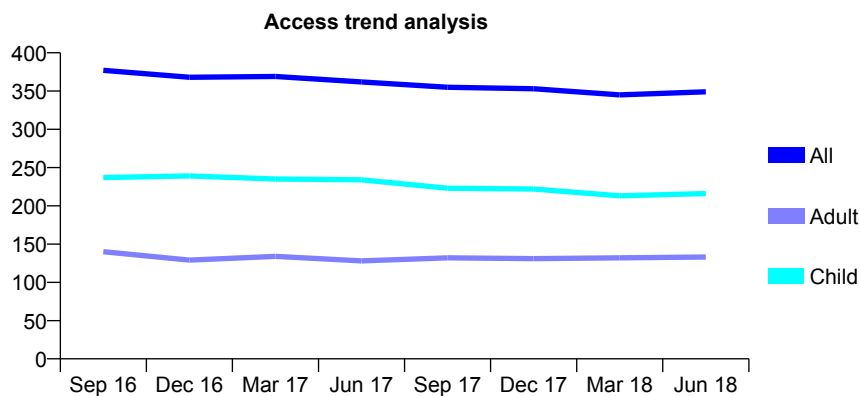
Q70 - Vital Signs At a Glance Contract Report for 844535/0001 - June 2018

Name or company name	MR M FARSHCHI
Contract type name	GDS Contract
Purpose of contract	General
Contract start date	01/04/2006
Contract end date	

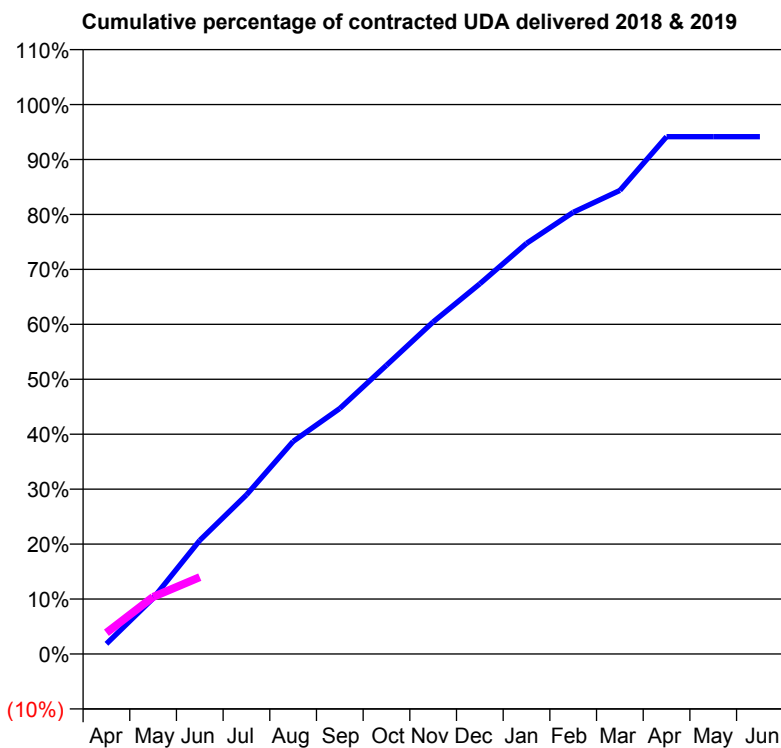
18/19 Contracted general activity (UDA)	750
Carry forward general activity (UDA)	0
18/19 Contracted orthodontic activity (UOA)	0
Carry forward orthodontic activity (UOA)	0
Baseline contract value	£20,157.02

ACCESS*

Patients seen in 24 months	Total	Change since previous quarter
Quarter ending June 2017	362	
Quarter ending September 2017	355	↓
Quarter ending December 2017	353	→
Quarter ending March 2018	345	↓
Quarter ending June 2018	349	→
Variance since June 2017	(3.6%)	↓



ACTIVITY



Month	Adjusted Scheduled Activity (UDA)	
	2018	2019
April	14	29
May	76	78
June	155	105
July	217	
August	290	
September	335	
October	394	
November	453	
December	505	
January	560	
February	603	
March	633	
April	706	
May	706	
June	706	

QUALITY

	Quantity	Base Number	Contract	AT	Region	England
% of FP17s for the same patient ID Re-attending within 3 months - Children	3	91	3.3%	9.7%	11.0%	11.5%
% of FP17s for the same patient ID Re-attending within 3 months - Adults	3	29	10.3%	13.9%	15.3%	15.4%
% of FP17s for the same patient ID Re-attending between 3 & 9 months - Children	66	91	72.5%	61.6%	61.2%	58.9%
% of FP17s for the same patient ID Re-attending between 3 & 9 months - Adults	19	29	65.5%	53.5%	52.9%	51.6%
% of FP17s for Band 1 Urgent Courses	0	83	0.0%	9.8%	9.4%	8.9%
% of FP17s Relating to Free Repair or Replacements	0	83	0.0%	0.6%	0.7%	0.8%
% of FP17s Relating to Continuations	1	83	1.2%	0.9%	0.9%	0.9%
% of Patients satisfied with the dentistry they have received	0	0	N/A	92.3%	93.6%	93.2%
% of Patients satisfied with the time they had to wait for an appointment	0	0	N/A	89.2%	88.8%	88.8%

* This is based on patients treated on this contract for their most recent course of treatment. Figures in italics indicate the base number of FP17s or Patient Questionnaire responses are less than 100. N/A is shown where the base number of responses is less than 10 during the period. % is calculated as Quantity/Base number*100

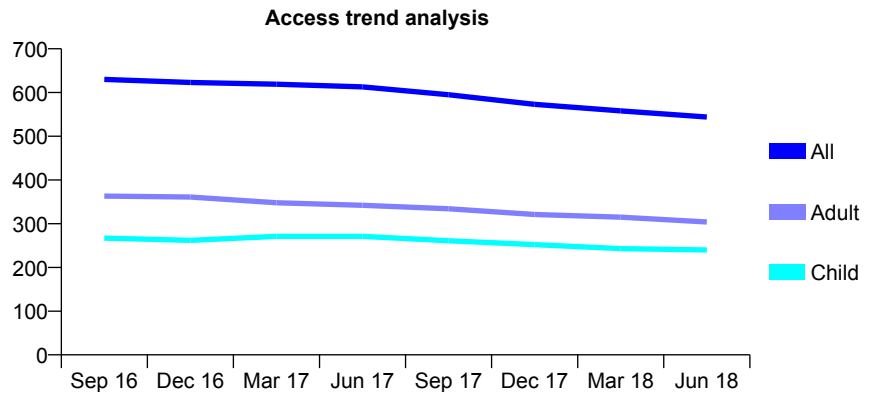
Q70 - Vital Signs At a Glance Contract Report for 847976/0001 - June 2018

Name or company name	MS P SAMADZADEH-YAGHINI
Contract type name	GDS Contract
Purpose of contract	General
Contract start date	01/04/2006
Contract end date	

18/19 Contracted general activity (UDA)	2,492
Carry forward general activity (UDA)	0
18/19 Contracted orthodontic activity (UOA)	0
Carry forward orthodontic activity (UOA)	0
Baseline contract value	£56,081.21

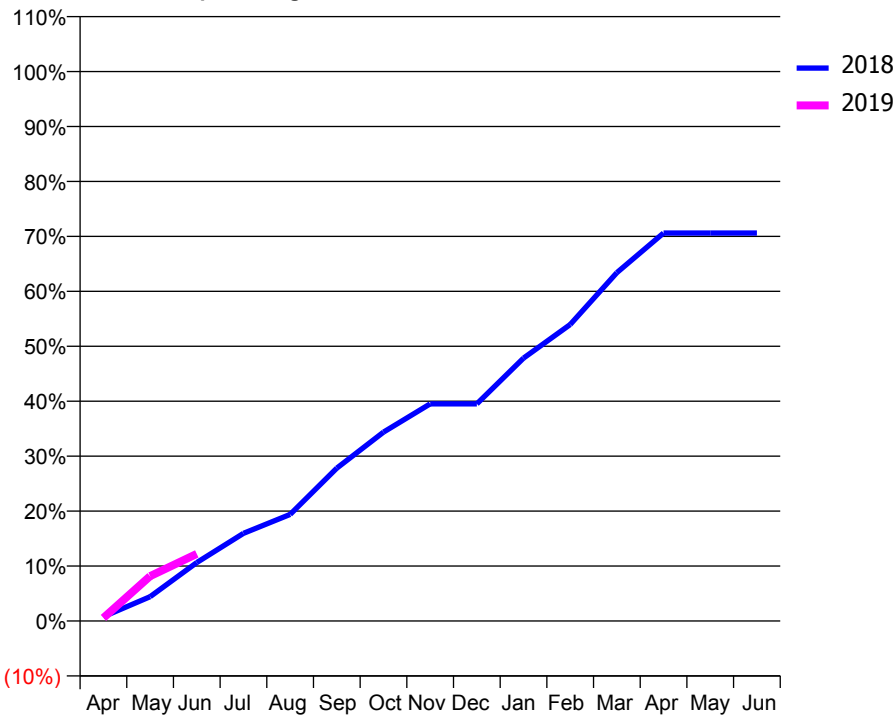
ACCESS*

Patients seen in 24 months	Total	Change since previous quarter
Quarter ending June 2017	613	
Quarter ending September 2017	595	↓
Quarter ending December 2017	573	↓
Quarter ending March 2018	558	↓
Quarter ending June 2018	544	↓
Variance since June 2017	(11.3%)	↓



ACTIVITY

Cumulative percentage of contracted UDA delivered 2018 & 2019



Adjusted Scheduled Activity (UDA)		
Month	2018	2019
April	20	14
May	110	203
June	265	305
July	398	
August	483	
September	694	
October	857	
November	985	
December	985	
January	1,192	
February	1,345	
March	1,580	
April	1,759	
May	1,759	
June	1,759	

QUALITY

	Quantity	Base Number	Contract	AT	Region	England
% of FP17s for the same patient ID Re-attending within 3 months - Children	10	96	10.4%	9.7%	11.0%	11.5%
% of FP17s for the same patient ID Re-attending within 3 months - Adults	17	109	15.6%	13.9%	15.3%	15.4%
% of FP17s for the same patient ID Re-attending between 3 & 9 months - Children	68	96	70.8%	61.6%	61.2%	58.9%
% of FP17s for the same patient ID Re-attending between 3 & 9 months - Adults	80	109	73.4%	53.5%	52.9%	51.6%
% of FP17s for Band 1 Urgent Courses	3	140	2.1%	9.8%	9.4%	8.9%
% of FP17s Relating to Free Repair or Replacements	0	140	0.0%	0.6%	0.7%	0.8%
% of FP17s Relating to Continuations	0	140	0.0%	0.9%	0.9%	0.9%
% of Patients satisfied with the dentistry they have received	1	1	N/A	92.3%	93.6%	93.2%
% of Patients satisfied with the time they had to wait for an appointment	1	1	N/A	89.2%	88.8%	88.8%

* This is based on patients treated on this contract for their most recent course of treatment. Figures in italics indicate the base number of FP17s or Patient Questionnaire responses are less than 100. N/A is shown where the base number of responses is less than 10 during the period. % is calculated as Quantity/Base number*100

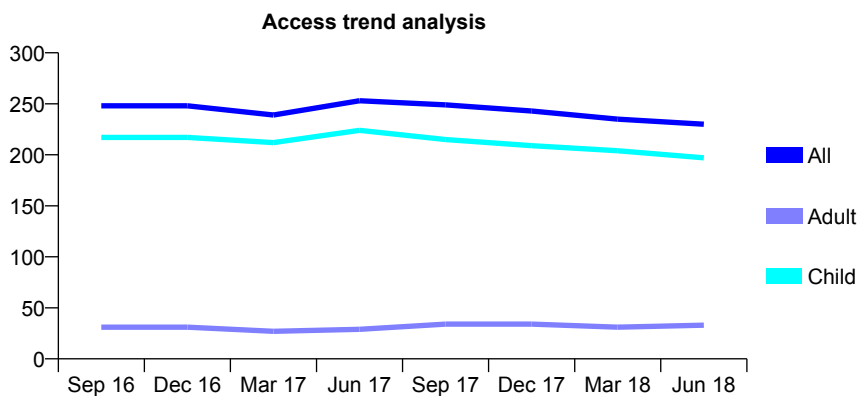
Q70 - Vital Signs At a Glance Contract Report for 861782/0001 - June 2018

Name or company name	MR AJ SMALES
Contract type name	GDS Contract
Purpose of contract	General
Contract start date	01/08/2008
Contract end date	

18/19 Contracted general activity (UDA)	691
Carry forward general activity (UDA)	0
18/19 Contracted orthodontic activity (UOA)	0
Carry forward orthodontic activity (UOA)	0
Baseline contract value	£19,789.52

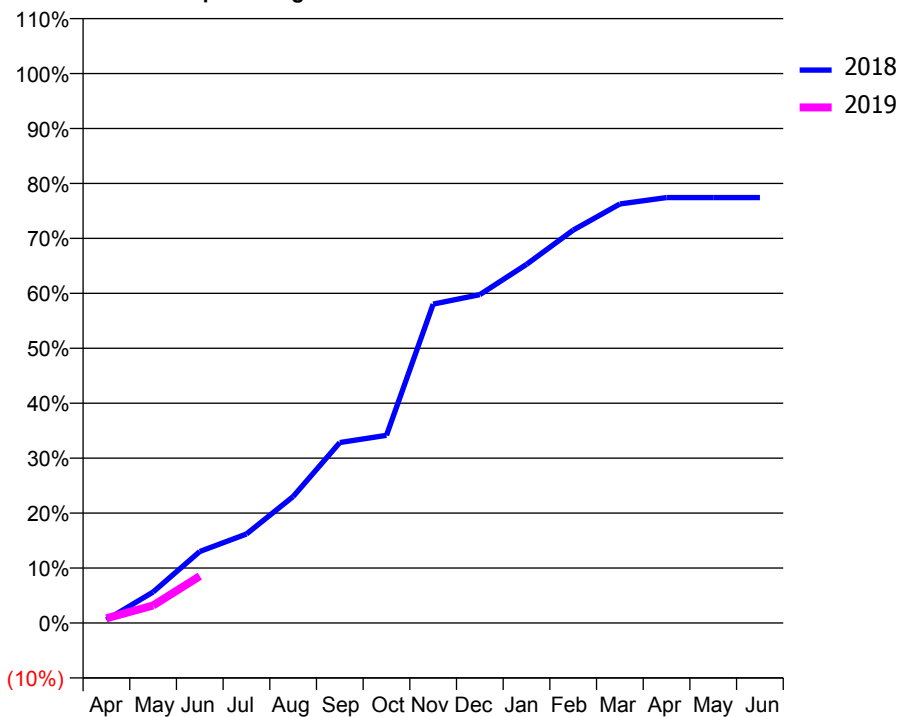
ACCESS*

Patients seen in 24 months	Total	Change since previous quarter
Quarter ending June 2017	253	
Quarter ending September 2017	249	↓
Quarter ending December 2017	243	↓
Quarter ending March 2018	235	↓
Quarter ending June 2018	230	↓
Variance since June 2017	(9.1%)	↓



ACTIVITY

Cumulative percentage of contracted UDA delivered 2018 & 2019



Adjusted Scheduled Activity (UDA)

Month	2018	2019
April	4	6
May	39	22
June	90	59
July	112	
August	159	
September	227	
October	236	
November	401	
December	413	
January	451	
February	494	
March	527	
April	535	
May	535	
June	535	

QUALITY

	Quantity	Base Number	Contract	AT	Region	England
% of FP17s for the same patient ID Re-attending within 3 months - Children	1	29	3.4%	9.7%	11.0%	11.5%
% of FP17s for the same patient ID Re-attending within 3 months - Adults	0	3	0.0%	13.9%	15.3%	15.4%
% of FP17s for the same patient ID Re-attending between 3 & 9 months - Children	14	29	48.3%	61.6%	61.2%	58.9%
% of FP17s for the same patient ID Re-attending between 3 & 9 months - Adults	1	3	33.3%	53.5%	52.9%	51.6%
% of FP17s for Band 1 Urgent Courses	0	28	0.0%	9.8%	9.4%	8.9%
% of FP17s Relating to Free Repair or Replacements	0	28	0.0%	0.6%	0.7%	0.8%
% of FP17s Relating to Continuations	0	28	0.0%	0.9%	0.9%	0.9%
% of Patients satisfied with the dentistry they have received	0	0	N/A	92.3%	93.6%	93.2%
% of Patients satisfied with the time they had to wait for an appointment	0	0	N/A	89.2%	88.8%	88.8%

* This is based on patients treated on this contract for their most recent course of treatment. Figures in italics indicate the base number of FP17s or Patient Questionnaire responses are less than 100. N/A is shown where the base number of responses is less than 10 during the period. % is calculated as Quantity/Base number*100

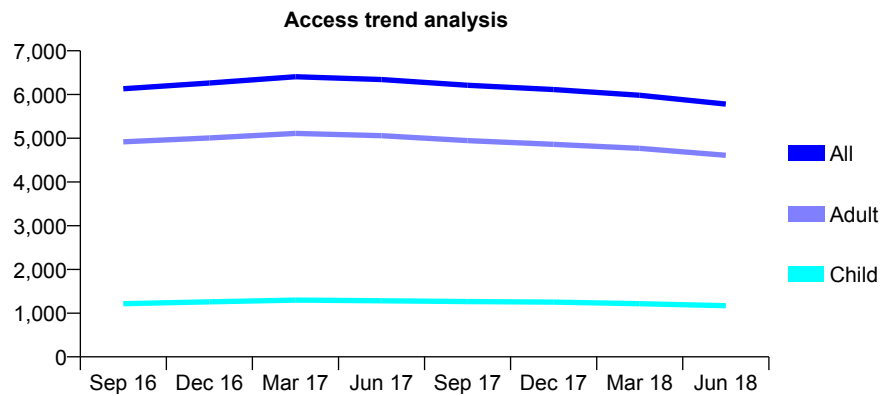
Q70 - Vital Signs At a Glance Contract Report for 864692/0002 - June 2018

Name or company name	WIGHT DENTAL CARE LIMITED
Contract type name	GDS Contract
Purpose of contract	General
Contract start date	01/04/2014
Contract end date	

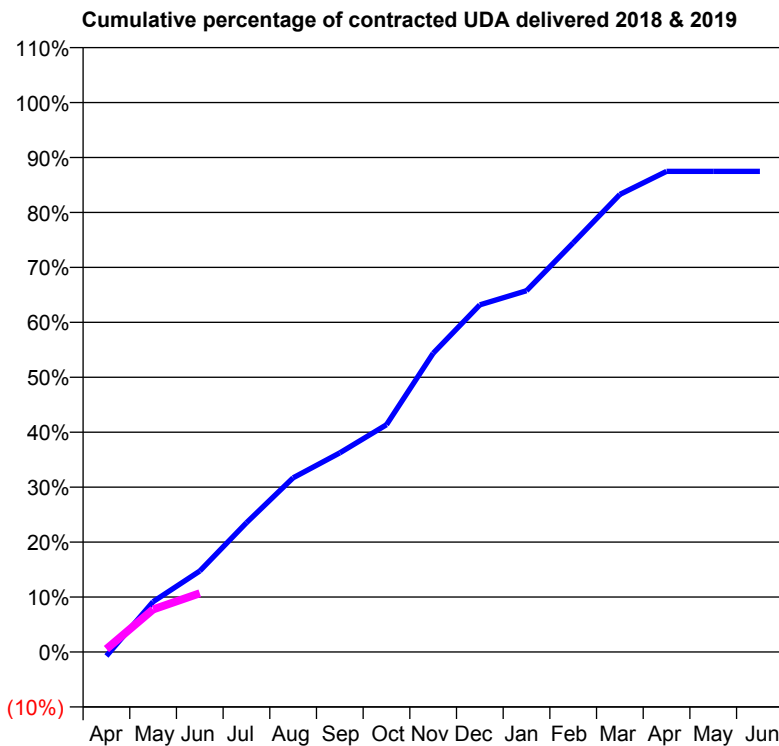
18/19 Contracted general activity (UDA)	22,044
Carry forward general activity (UDA)	0
18/19 Contracted orthodontic activity (UOA)	0
Carry forward orthodontic activity (UOA)	0
Baseline contract value	£511,060.93

ACCESS*

Patients seen in 24 months	Total	Change since previous quarter
Quarter ending June 2017	6,344	
Quarter ending September 2017	6,211	↓
Quarter ending December 2017	6,113	↓
Quarter ending March 2018	5,984	↓
Quarter ending June 2018	5,781	↓
Variance since June 2017	(8.9%)	↓



ACTIVITY



Month	Adjusted Scheduled Activity (UDA)	
	2018	2019
April	-161	121
May	2,020	1,708
June	3,250	2,357
July	5,189	
August	6,987	
September	7,990	
October	9,116	
November	11,984	
December	13,929	
January	14,495	
February	16,415	
March	18,358	
April	19,282	
May	19,284	
June	19,284	

QUALITY

	Quantity	Base Number	Contract	AT	Region	England
% of FP17s for the same patient ID Re-attending within 3 months - Children	15	283	5.3%	9.7%	11.0%	11.5%
% of FP17s for the same patient ID Re-attending within 3 months - Adults	142	1,110	12.8%	13.9%	15.3%	15.4%
% of FP17s for the same patient ID Re-attending between 3 & 9 months - Children	169	283	59.7%	61.6%	61.2%	58.9%
% of FP17s for the same patient ID Re-attending between 3 & 9 months - Adults	623	1,110	56.1%	53.5%	52.9%	51.6%
% of FP17s for Band 1 Urgent Courses	80	1,004	8.0%	9.8%	9.4%	8.9%
% of FP17s Relating to Free Repair or Replacements	2	1,004	0.2%	0.6%	0.7%	0.8%
% of FP17s Relating to Continuations	15	1,004	1.5%	0.9%	0.9%	0.9%
% of Patients satisfied with the dentistry they have received	8	8	N/A	92.3%	93.6%	93.2%
% of Patients satisfied with the time they had to wait for an appointment	6	8	N/A	89.2%	88.8%	88.8%

* This is based on patients treated on this contract for their most recent course of treatment. Figures in italics indicate the base number of FP17s or Patient Questionnaire responses are less than 100. N/A is shown where the base number of responses is less than 10 during the period. % is calculated as Quantity/Base number*100

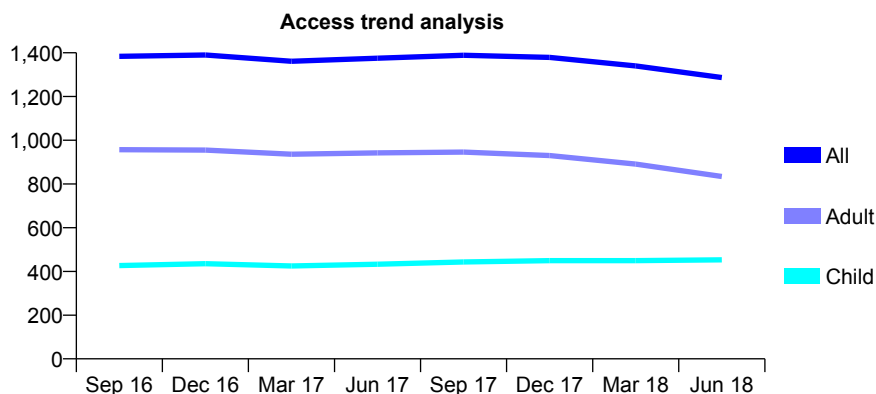
Q70 - Vital Signs At a Glance Contract Report for 875104/0001 - June 2018

Name or company name	MRS RM REDKA
Contract type name	GDS Contract
Purpose of contract	General
Contract start date	15/06/2008
Contract end date	

18/19 Contracted general activity (UDA)	6,000
Carry forward general activity (UDA)	0
18/19 Contracted orthodontic activity (UOA)	0
Carry forward orthodontic activity (UOA)	0
Baseline contract value	£136,938.77

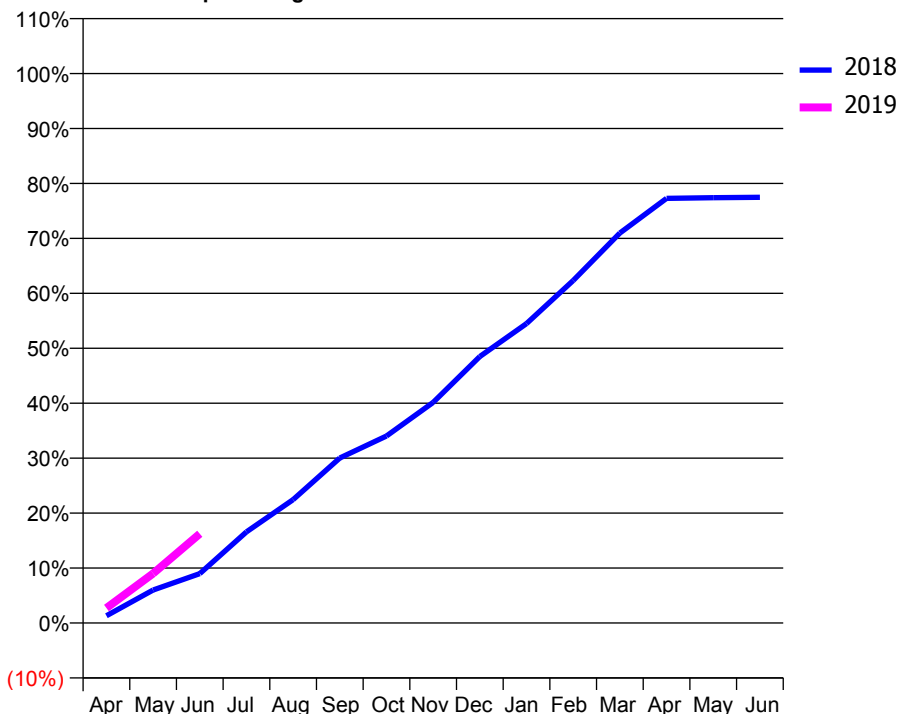
ACCESS*

Patients seen in 24 months	Total	Change since previous quarter
Quarter ending June 2017	1,375	
Quarter ending September 2017	1,389	→
Quarter ending December 2017	1,379	→
Quarter ending March 2018	1,340	↓
Quarter ending June 2018	1,287	↓
Variance since June 2017	(6.4%)	↓



ACTIVITY

Cumulative percentage of contracted UDA delivered 2018 & 2019



Adjusted Scheduled Activity (UDA)

Month	2018	2019
April	79	163
May	360	541
June	539	974
July	995	
August	1,348	
September	1,802	
October	2,043	
November	2,410	
December	2,910	
January	3,269	
February	3,740	
March	4,258	
April	4,637	
May	4,644	
June	4,648	

QUALITY

	Quantity	Base Number	Contract	AT	Region	England
% of FP17s for the same patient ID Re-attending within 3 months - Children	36	197	18.3%	9.7%	11.0%	11.5%
% of FP17s for the same patient ID Re-attending within 3 months - Adults	90	330	27.3%	13.9%	15.3%	15.4%
% of FP17s for the same patient ID Re-attending between 3 & 9 months - Children	99	197	50.3%	61.6%	61.2%	58.9%
% of FP17s for the same patient ID Re-attending between 3 & 9 months - Adults	163	330	49.4%	53.5%	52.9%	51.6%
% of FP17s for Band 1 Urgent Courses	47	398	11.8%	9.8%	9.4%	8.9%
% of FP17s Relating to Free Repair or Replacements	0	398	0.0%	0.6%	0.7%	0.8%
% of FP17s Relating to Continuations	1	398	0.3%	0.9%	0.9%	0.9%
% of Patients satisfied with the dentistry they have received	4	4	N/A	92.3%	93.6%	93.2%
% of Patients satisfied with the time they had to wait for an appointment	4	4	N/A	89.2%	88.8%	88.8%

* This is based on patients treated on this contract for their most recent course of treatment. Figures in italics indicate the base number of FP17s or Patient Questionnaire responses are less than 100. N/A is shown where the base number of responses is less than 10 during the period. % is calculated as Quantity/Base number*100

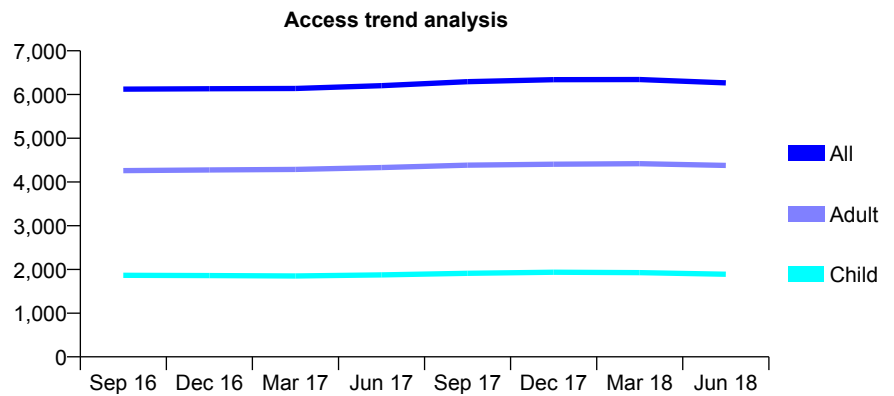
Q70 - Vital Signs At a Glance Contract Report for 901849/0003 - June 2018

Name or company name	MR MM LALJEE
Contract type name	GDS Contract
Purpose of contract	General
Contract start date	02/04/2012
Contract end date	

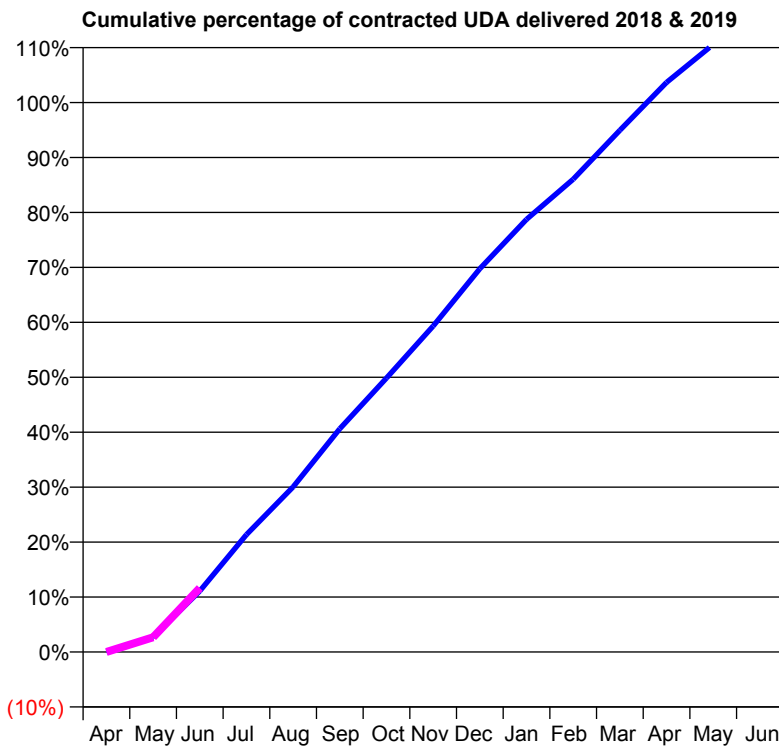
18/19 Contracted general activity (UDA)	13,300
Carry forward general activity (UDA)	0
18/19 Contracted orthodontic activity (UOA)	0
Carry forward orthodontic activity (UOA)	0
Baseline contract value	£363,213.89

ACCESS*

Patients seen in 24 months	Total	Change since previous quarter
Quarter ending June 2017	6,202	
Quarter ending September 2017	6,295	→
Quarter ending December 2017	6,341	→
Quarter ending March 2018	6,344	→
Quarter ending June 2018	6,267	↓
Variance since June 2017	1.0%	→



ACTIVITY



Month	Adjusted Scheduled Activity (UDA)	
	2018	2019
April	0	0
May	360	358
June	1,476	1,551
July	2,841	
August	3,999	
September	5,404	
October	6,630	
November	7,888	
December	9,277	
January	10,470	
February	11,442	
March	12,627	
April	13,786	
May	14,702	
June	14,702	

QUALITY

	Quantity	Base Number	Contract	AT	Region	England
% of FP17s for the same patient ID Re-attending within 3 months - Children	24	821	2.9%	9.7%	11.0%	11.5%
% of FP17s for the same patient ID Re-attending within 3 months - Adults	132	1,341	9.8%	13.9%	15.3%	15.4%
% of FP17s for the same patient ID Re-attending between 3 & 9 months - Children	653	821	79.5%	61.6%	61.2%	58.9%
% of FP17s for the same patient ID Re-attending between 3 & 9 months - Adults	656	1,341	48.9%	53.5%	52.9%	51.6%
% of FP17s for Band 1 Urgent Courses	69	976	7.1%	9.8%	9.4%	8.9%
% of FP17s Relating to Free Repair or Replacements	4	976	0.4%	0.6%	0.7%	0.8%
% of FP17s Relating to Continuations	7	976	0.7%	0.9%	0.9%	0.9%
% of Patients satisfied with the dentistry they have received	1	1	N/A	92.3%	93.6%	93.2%
% of Patients satisfied with the time they had to wait for an appointment	1	1	N/A	89.2%	88.8%	88.8%

* This is based on patients treated on this contract for their most recent course of treatment. Figures in italics indicate the base number of FP17s or Patient Questionnaire responses are less than 100. N/A is shown where the base number of responses is less than 10 during the period. % is calculated as Quantity/Base number*100

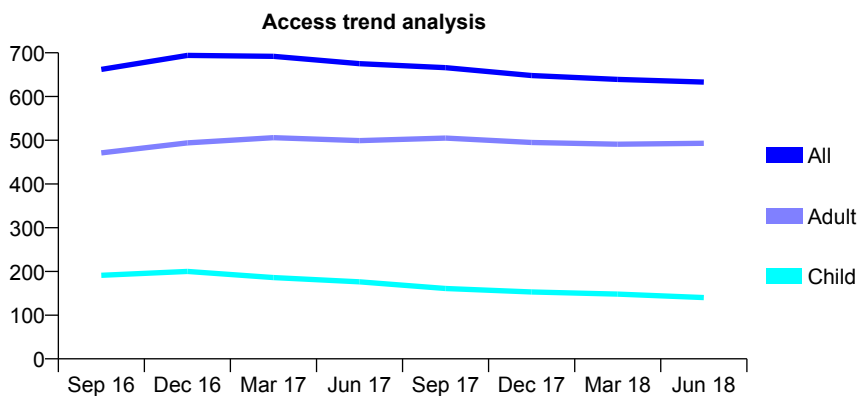
Q70 - Vital Signs At a Glance Contract Report for 905968/0001 - June 2018

Name or company name	MR A MCGROARTY
Contract type name	GDS Contract
Purpose of contract	General
Contract start date	01/04/2006
Contract end date	

18/19 Contracted general activity (UDA)	2,250
Carry forward general activity (UDA)	0
18/19 Contracted orthodontic activity (UOA)	0
Carry forward orthodontic activity (UOA)	0
Baseline contract value	£49,105.85

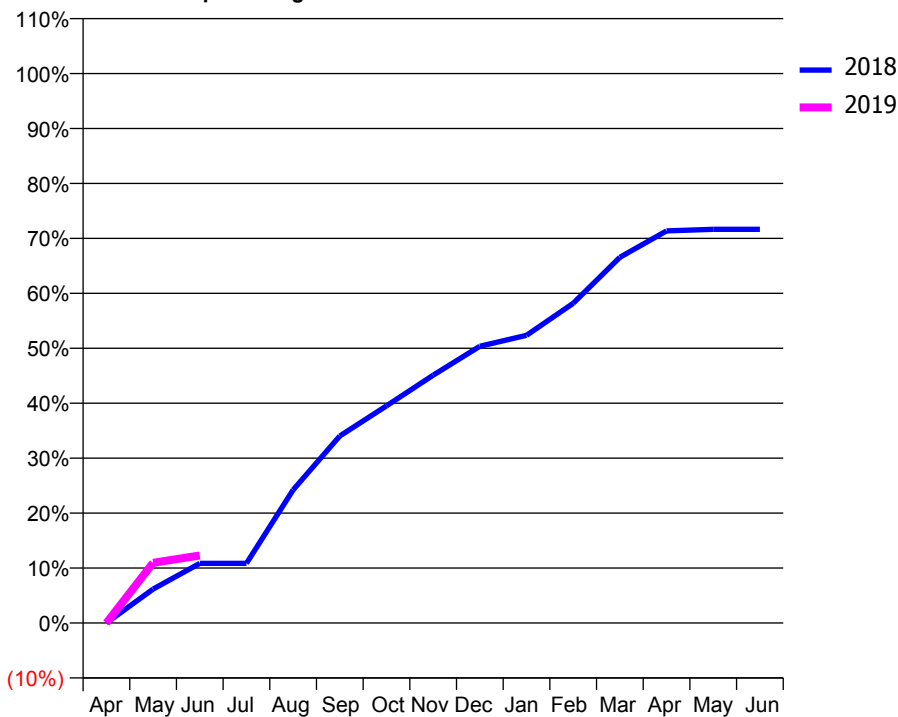
ACCESS*

Patients seen in 24 months	Total	Change since previous quarter
Quarter ending June 2017	675	
Quarter ending September 2017	666	↓
Quarter ending December 2017	648	↓
Quarter ending March 2018	639	↓
Quarter ending June 2018	633	→
Variance since June 2017	(6.2%)	↓



ACTIVITY

Cumulative percentage of contracted UDA delivered 2018 & 2019



Adjusted Scheduled Activity (UDA)

Month	2018	2019
April	0	0
May	139	247
June	244	277
July	244	
August	545	
September	766	
October	889	
November	1,015	
December	1,133	
January	1,178	
February	1,309	
March	1,497	
April	1,605	
May	1,612	
June	1,612	

QUALITY

	Quantity	Base Number	Contract	AT	Region	England
% of FP17s for the same patient ID Re-attending within 3 months - Children	2	54	3.7%	9.7%	11.0%	11.5%
% of FP17s for the same patient ID Re-attending within 3 months - Adults	31	174	17.8%	13.9%	15.3%	15.4%
% of FP17s for the same patient ID Re-attending between 3 & 9 months - Children	34	54	63.0%	61.6%	61.2%	58.9%
% of FP17s for the same patient ID Re-attending between 3 & 9 months - Adults	107	174	61.5%	53.5%	52.9%	51.6%
% of FP17s for Band 1 Urgent Courses	9	152	5.9%	9.8%	9.4%	8.9%
% of FP17s Relating to Free Repair or Replacements	0	152	0.0%	0.6%	0.7%	0.8%
% of FP17s Relating to Continuations	2	152	1.3%	0.9%	0.9%	0.9%
% of Patients satisfied with the dentistry they have received	0	0	N/A	92.3%	93.6%	93.2%
% of Patients satisfied with the time they had to wait for an appointment	0	0	N/A	89.2%	88.8%	88.8%

* This is based on patients treated on this contract for their most recent course of treatment. Figures in italics indicate the base number of FP17s or Patient Questionnaire responses are less than 100. N/A is shown where the base number of responses is less than 10 during the period. % is calculated as Quantity/Base number*100

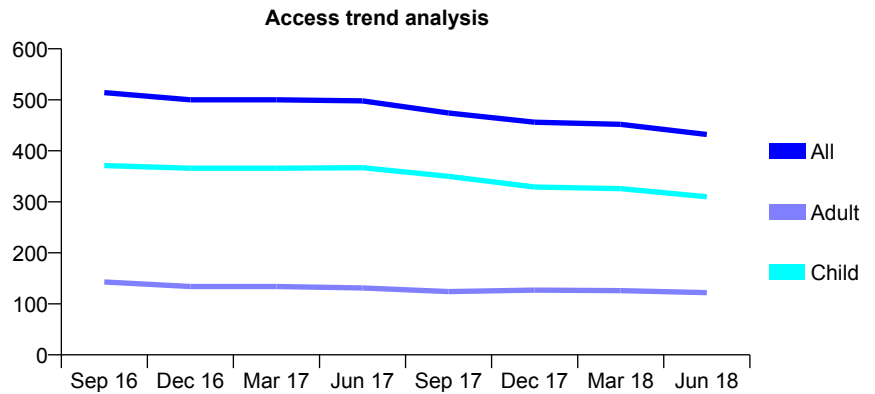
Q70 - Vital Signs At a Glance Contract Report for 906530/0001 - June 2018

Name or company name	MR SG PARDOE
Contract type name	GDS Contract
Purpose of contract	General
Contract start date	01/04/2006
Contract end date	

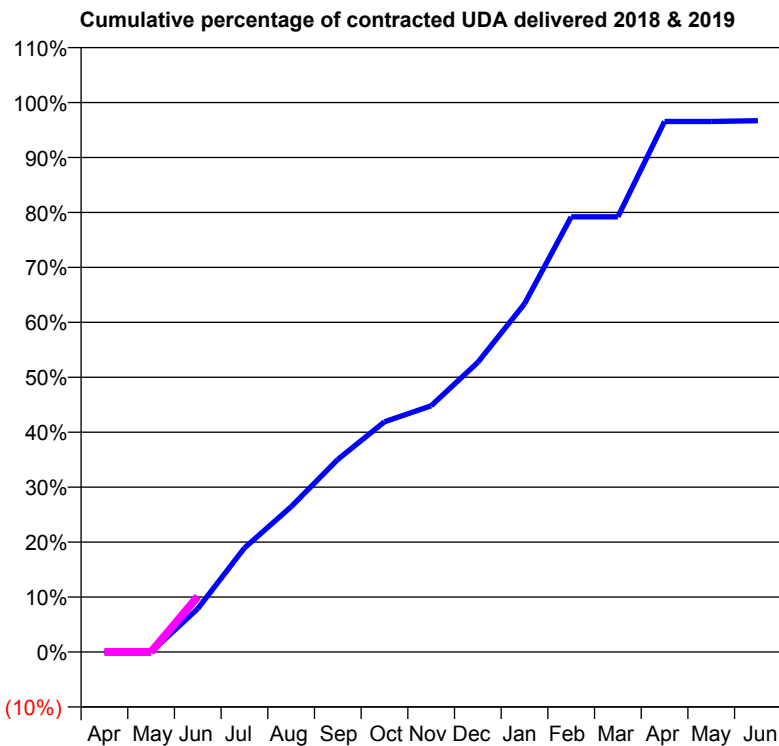
18/19 Contracted general activity (UDA)	760
Carry forward general activity (UDA)	0
18/19 Contracted orthodontic activity (UOA)	0
Carry forward orthodontic activity (UOA)	0
Baseline contract value	£17,745.92

ACCESS*

Patients seen in 24 months	Total	Change since previous quarter
Quarter ending June 2017	498	
Quarter ending September 2017	474	↓
Quarter ending December 2017	456	↓
Quarter ending March 2018	452	→
Quarter ending June 2018	432	↓
Variance since June 2017	(13.3%)	↓



ACTIVITY



Month	Adjusted Scheduled Activity (UDA)	
	2018	2019
April	0	0
May	0	0
June	60	77
July	144	
August	201	
September	266	
October	318	
November	341	
December	401	
January	482	
February	602	
March	602	
April	734	
May	734	
June	735	

QUALITY

	Quantity	Base Number	Contract	AT	Region	England
% of FP17s for the same patient ID Re-attending within 3 months - Children	5	138	3.6%	9.7%	11.0%	11.5%
% of FP17s for the same patient ID Re-attending within 3 months - Adults	0	24	0.0%	13.9%	15.3%	15.4%
% of FP17s for the same patient ID Re-attending between 3 & 9 months - Children	95	138	68.8%	61.6%	61.2%	58.9%
% of FP17s for the same patient ID Re-attending between 3 & 9 months - Adults	19	24	79.2%	53.5%	52.9%	51.6%
% of FP17s for Band 1 Urgent Courses	4	68	5.9%	9.8%	9.4%	8.9%
% of FP17s Relating to Free Repair or Replacements	0	68	0.0%	0.6%	0.7%	0.8%
% of FP17s Relating to Continuations	0	68	0.0%	0.9%	0.9%	0.9%
% of Patients satisfied with the dentistry they have received	2	2	N/A	92.3%	93.6%	93.2%
% of Patients satisfied with the time they had to wait for an appointment	1	2	N/A	89.2%	88.8%	88.8%

* This is based on patients treated on this contract for their most recent course of treatment. Figures in italics indicate the base number of FP17s or Patient Questionnaire responses are less than 100. N/A is shown where the base number of responses is less than 10 during the period. % is calculated as Quantity/Base number*100

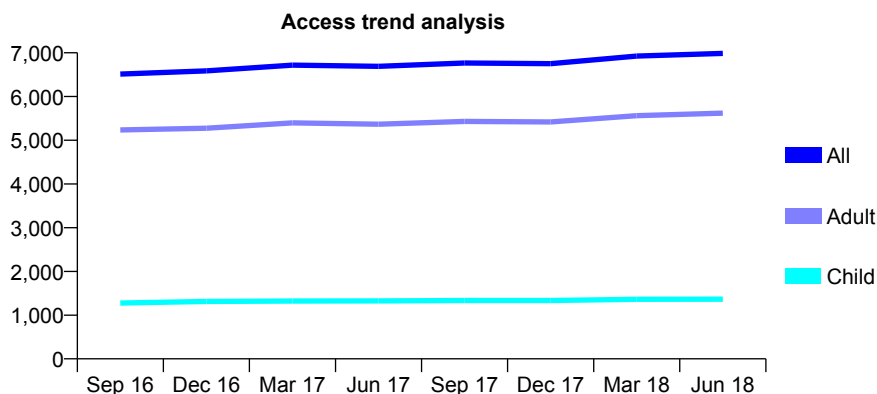
Q70 - Vital Signs At a Glance Contract Report for 911860/0002 - June 2018

Name or company name	MR AM DANBY
Contract type name	GDS Contract
Purpose of contract	General
Contract start date	01/06/2008
Contract end date	

18/19 Contracted general activity (UDA)	15,800
Carry forward general activity (UDA)	0
18/19 Contracted orthodontic activity (UOA)	0
Carry forward orthodontic activity (UOA)	0
Baseline contract value	£443,558.82

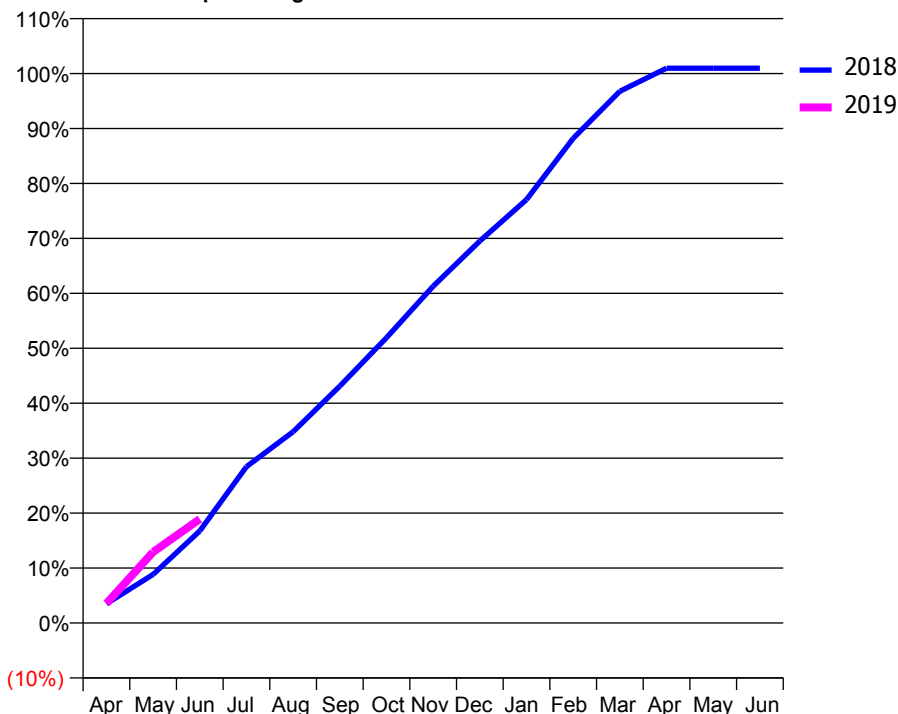
ACCESS*

Patients seen in 24 months	Total	Change since previous quarter
Quarter ending June 2017	6,691	
Quarter ending September 2017	6,766	→
Quarter ending December 2017	6,752	→
Quarter ending March 2018	6,924	↑
Quarter ending June 2018	6,985	→
Variance since June 2017	4.4%	↑



ACTIVITY

Cumulative percentage of contracted UDA delivered 2018 & 2019



Month	Adjusted Scheduled Activity (UDA)	
	2018	2019
April	552	560
May	1,396	2,041
June	2,648	2,987
July	4,495	
August	5,500	
September	6,810	
October	8,204	
November	9,684	
December	10,983	
January	12,174	
February	13,936	
March	15,288	
April	15,951	
May	15,951	
June	15,951	

QUALITY

	Quantity	Base Number	Contract	AT	Region	England
% of FP17s for the same patient ID Re-attending within 3 months - Children	24	480	5.0%	9.7%	11.0%	11.5%
% of FP17s for the same patient ID Re-attending within 3 months - Adults	265	1,998	13.3%	13.9%	15.3%	15.4%
% of FP17s for the same patient ID Re-attending between 3 & 9 months - Children	320	480	66.7%	61.6%	61.2%	58.9%
% of FP17s for the same patient ID Re-attending between 3 & 9 months - Adults	1,251	1,998	62.6%	53.5%	52.9%	51.6%
% of FP17s for Band 1 Urgent Courses	197	1,857	10.6%	9.8%	9.4%	8.9%
% of FP17s Relating to Free Repair or Replacements	21	1,857	1.1%	0.6%	0.7%	0.8%
% of FP17s Relating to Continuations	18	1,857	1.0%	0.9%	0.9%	0.9%
% of Patients satisfied with the dentistry they have received	5	5	N/A	92.3%	93.6%	93.2%
% of Patients satisfied with the time they had to wait for an appointment	5	5	N/A	89.2%	88.8%	88.8%

* This is based on patients treated on this contract for their most recent course of treatment. Figures in italics indicate the base number of FP17s or Patient Questionnaire responses are less than 100. N/A is shown where the base number of responses is less than 10 during the period. % is calculated as Quantity/Base number*100

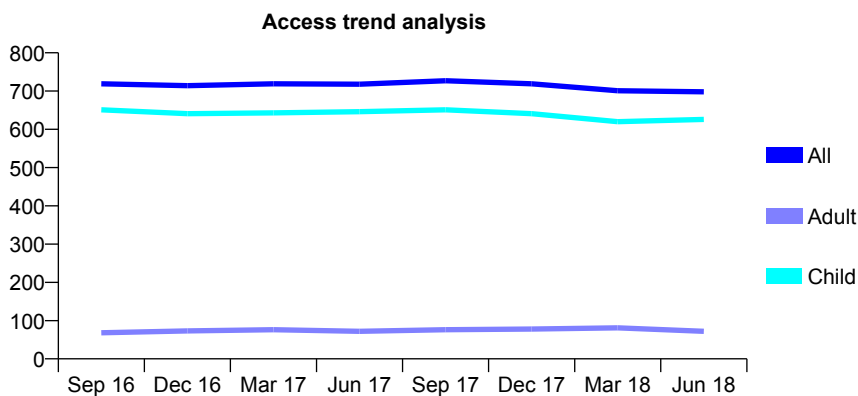
Q70 - Vital Signs At a Glance Contract Report for 913723/0001 - June 2018

Name or company name	MR S TEJA
Contract type name	GDS Contract
Purpose of contract	General
Contract start date	01/04/2006
Contract end date	

18/19 Contracted general activity (UDA)	1,624
Carry forward general activity (UDA)	0
18/19 Contracted orthodontic activity (UOA)	0
Carry forward orthodontic activity (UOA)	0
Baseline contract value	£40,322.80

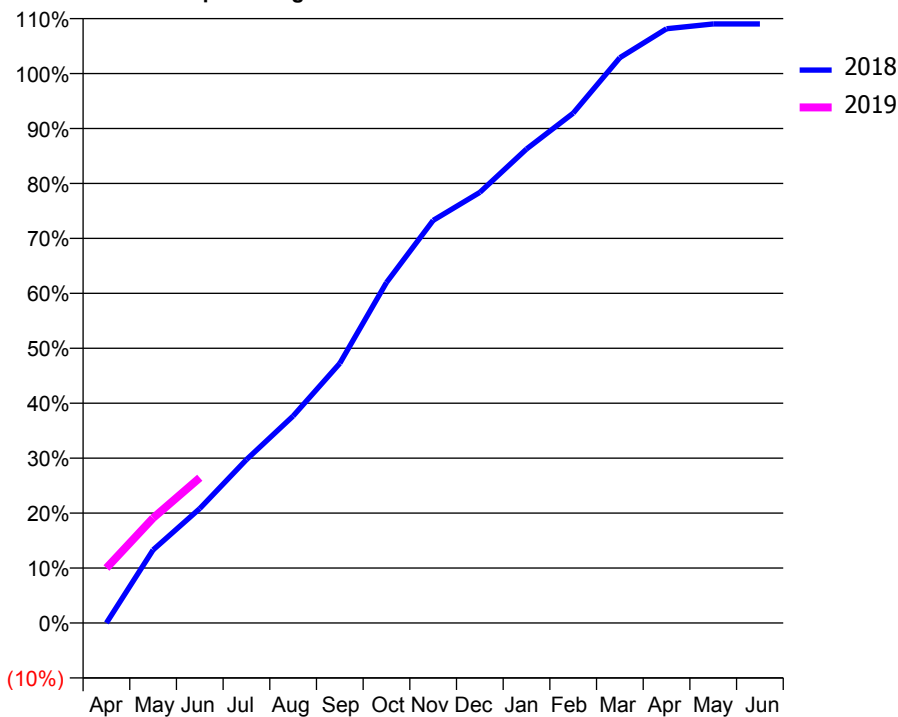
ACCESS*

Patients seen in 24 months	Total	Change since previous quarter
Quarter ending June 2017	718	
Quarter ending September 2017	727	→
Quarter ending December 2017	719	↓
Quarter ending March 2018	701	↓
Quarter ending June 2018	698	→
Variance since June 2017	(2.8%)	↓



ACTIVITY

Cumulative percentage of contracted UDA delivered 2018 & 2019



Adjusted Scheduled Activity (UDA)

Month	2018	2019
April	0	163
May	216	310
June	338	429
July	483	
August	612	
September	768	
October	1,006	
November	1,190	
December	1,273	
January	1,401	
February	1,507	
March	1,671	
April	1,756	
May	1,770	
June	1,770	

QUALITY

	Quantity	Base Number	Contract	AT	Region	England
% of FP17s for the same patient ID Re-attending within 3 months - Children	24	339	7.1%	9.7%	11.0%	11.5%
% of FP17s for the same patient ID Re-attending within 3 months - Adults	4	15	26.7%	13.9%	15.3%	15.4%
% of FP17s for the same patient ID Re-attending between 3 & 9 months - Children	220	339	64.9%	61.6%	61.2%	58.9%
% of FP17s for the same patient ID Re-attending between 3 & 9 months - Adults	8	15	53.3%	53.5%	52.9%	51.6%
% of FP17s for Band 1 Urgent Courses	16	298	5.4%	9.8%	9.4%	8.9%
% of FP17s Relating to Free Repair or Replacements	0	298	0.0%	0.6%	0.7%	0.8%
% of FP17s Relating to Continuations	0	298	0.0%	0.9%	0.9%	0.9%
% of Patients satisfied with the dentistry they have received	0	0	N/A	92.3%	93.6%	93.2%
% of Patients satisfied with the time they had to wait for an appointment	0	0	N/A	89.2%	88.8%	88.8%

* This is based on patients treated on this contract for their most recent course of treatment. Figures in italics indicate the base number of FP17s or Patient Questionnaire responses are less than 100. N/A is shown where the base number of responses is less than 10 during the period. % is calculated as Quantity/Base number*100

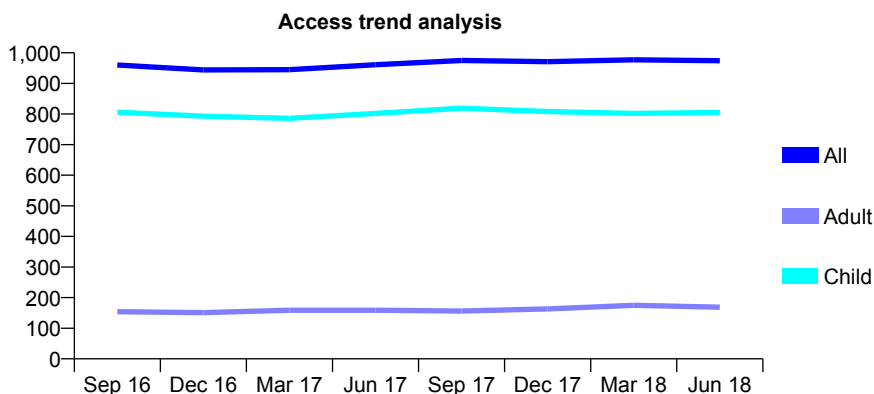
Q70 - Vital Signs At a Glance Contract Report for 915394/0001 - June 2018

Name or company name	Linden Avenue Partnership
Contract type name	GDS Contract
Purpose of contract	General and Orthodontic
Contract start date	01/04/2006
Contract end date	

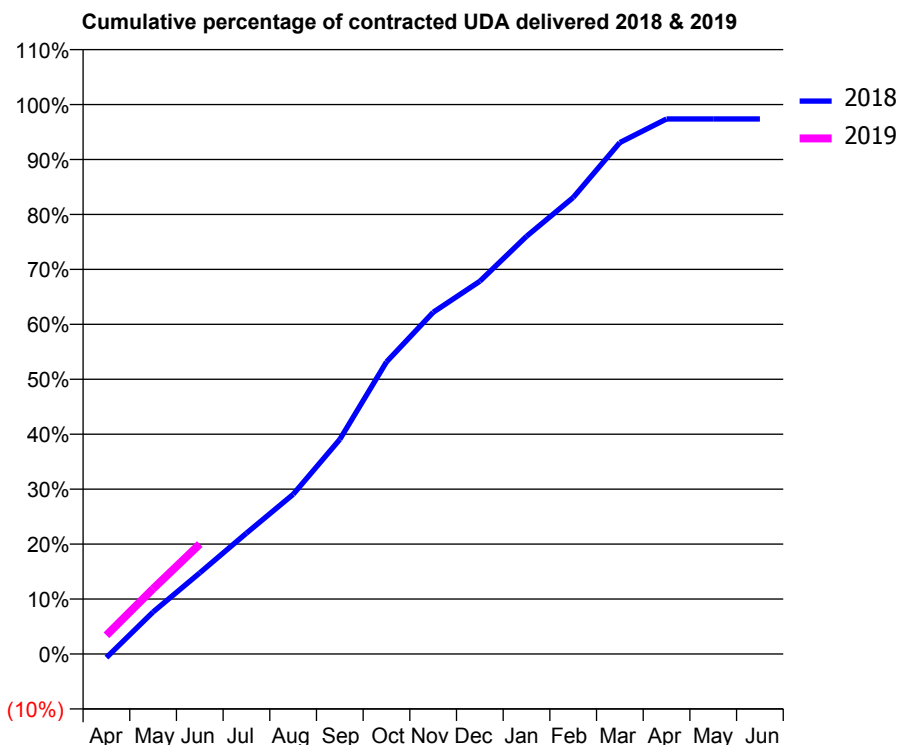
18/19 Contracted general activity (UDA)	2,800
Carry forward general activity (UDA)	0
18/19 Contracted orthodontic activity (UOA)	268
Carry forward orthodontic activity (UOA)	0
Baseline contract value	£89,245.19

ACCESS*

Patients seen in 24 months	Total	Change since previous quarter
Quarter ending June 2017	961	
Quarter ending September 2017	975	→
Quarter ending December 2017	971	→
Quarter ending March 2018	977	→
Quarter ending June 2018	974	→
Variance since June 2017	1.4%	→



ACTIVITY



Month	Adjusted Scheduled Activity (UDA)	
	2018	2019
April	-19	95
May	214	333
June	413	560
July	616	
August	813	
September	1,094	
October	1,489	
November	1,741	
December	1,899	
January	2,129	
February	2,326	
March	2,606	
April	2,727	
May	2,727	
June	2,727	

QUALITY

	Quantity	Base Number	Contract	AT	Region	England
% of FP17s for the same patient ID Re-attending within 3 months - Children	38	366	10.4%	9.7%	11.0%	11.5%
% of FP17s for the same patient ID Re-attending within 3 months - Adults	6	40	15.0%	13.9%	15.3%	15.4%
% of FP17s for the same patient ID Re-attending between 3 & 9 months - Children	265	366	72.4%	61.6%	61.2%	58.9%
% of FP17s for the same patient ID Re-attending between 3 & 9 months - Adults	24	40	60.0%	53.5%	52.9%	51.6%
% of FP17s for Band 1 Urgent Courses	12	338	3.6%	9.8%	9.4%	8.9%
% of FP17s Relating to Free Repair or Replacements	0	338	0.0%	0.6%	0.7%	0.8%
% of FP17s Relating to Continuations	0	338	0.0%	0.9%	0.9%	0.9%
% of Patients satisfied with the dentistry they have received	6	6	N/A	92.3%	93.6%	93.2%
% of Patients satisfied with the time they had to wait for an appointment	6	6	N/A	89.2%	88.8%	88.8%

* This is based on patients treated on this contract for their most recent course of treatment. Figures in italics indicate the base number of FP17s or Patient Questionnaire responses are less than 100. N/A is shown where the base number of responses is less than 10 during the period. % is calculated as Quantity/Base number*100

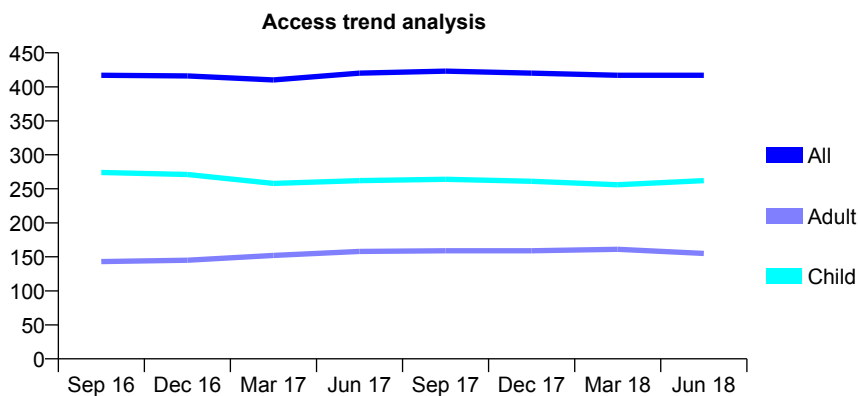
Q70 - Vital Signs At a Glance Contract Report for 917559/0002 - June 2018

Name or company name	MISS AK O'REGAN
Contract type name	GDS Contract
Purpose of contract	General
Contract start date	01/04/2006
Contract end date	

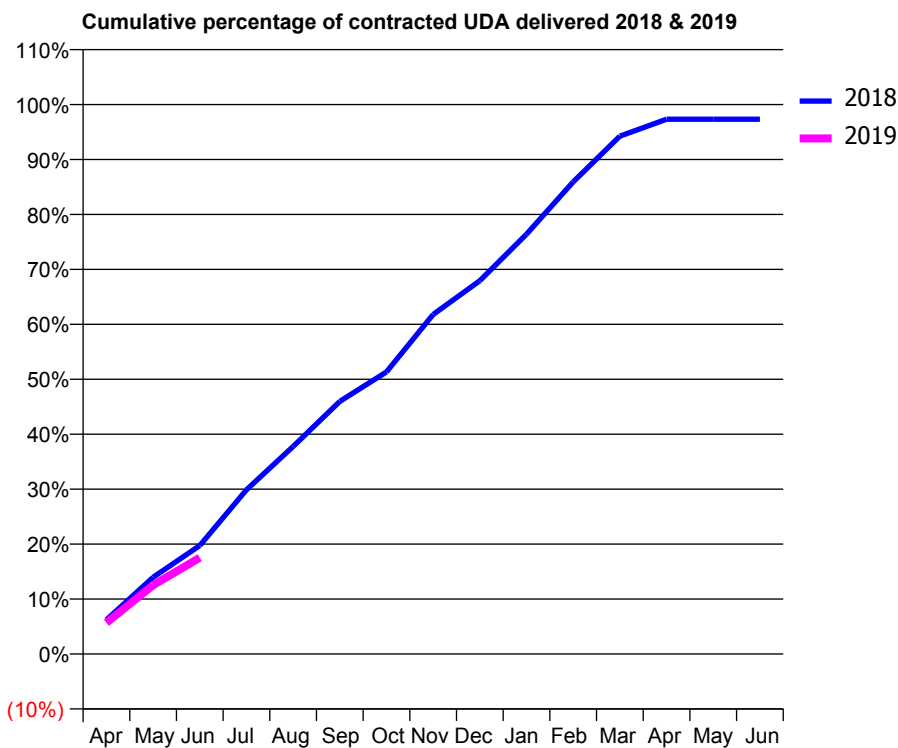
18/19 Contracted general activity (UDA)	950
Carry forward general activity (UDA)	0
18/19 Contracted orthodontic activity (UOA)	0
Carry forward orthodontic activity (UOA)	0
Baseline contract value	£21,640.10

ACCESS*

Patients seen in 24 months	Total	Change since previous quarter
Quarter ending June 2017	420	
Quarter ending September 2017	423	→
Quarter ending December 2017	420	→
Quarter ending March 2018	417	→
Quarter ending June 2018	417	→
Variance since June 2017	(0.7%)	→



ACTIVITY



Adjusted Scheduled Activity (UDA)		
Month	2018	2019
April	59	54
May	133	119
June	188	167
July	284	
August	359	
September	437	
October	488	
November	587	
December	645	
January	726	
February	816	
March	895	
April	925	
May	925	
June	925	

QUALITY

	Quantity	Base Number	Contract	AT	Region	England
% of FP17s for the same patient ID Re-attending within 3 months - Children	5	96	5.2%	9.7%	11.0%	11.5%
% of FP17s for the same patient ID Re-attending within 3 months - Adults	4	31	12.9%	13.9%	15.3%	15.4%
% of FP17s for the same patient ID Re-attending between 3 & 9 months - Children	71	96	74.0%	61.6%	61.2%	58.9%
% of FP17s for the same patient ID Re-attending between 3 & 9 months - Adults	21	31	67.7%	53.5%	52.9%	51.6%
% of FP17s for Band 1 Urgent Courses	3	113	2.7%	9.8%	9.4%	8.9%
% of FP17s Relating to Free Repair or Replacements	0	113	0.0%	0.6%	0.7%	0.8%
% of FP17s Relating to Continuations	1	113	0.9%	0.9%	0.9%	0.9%
% of Patients satisfied with the dentistry they have received	0	0	N/A	92.3%	93.6%	93.2%
% of Patients satisfied with the time they had to wait for an appointment	0	0	N/A	89.2%	88.8%	88.8%

* This is based on patients treated on this contract for their most recent course of treatment. Figures in italics indicate the base number of FP17s or Patient Questionnaire responses are less than 100. N/A is shown where the base number of responses is less than 10 during the period. % is calculated as Quantity/Base number*100

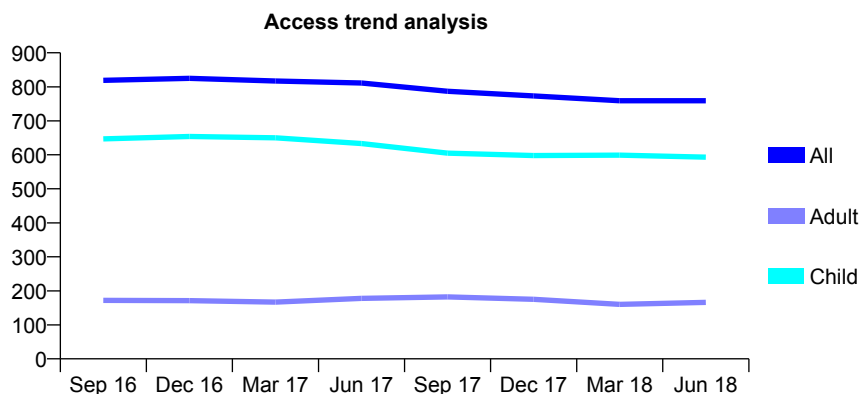
Q70 - Vital Signs At a Glance Contract Report for 919454/0001 - June 2018

Name or company name	MR BR TAYLOR
Contract type name	GDS Contract
Purpose of contract	General
Contract start date	01/04/2006
Contract end date	

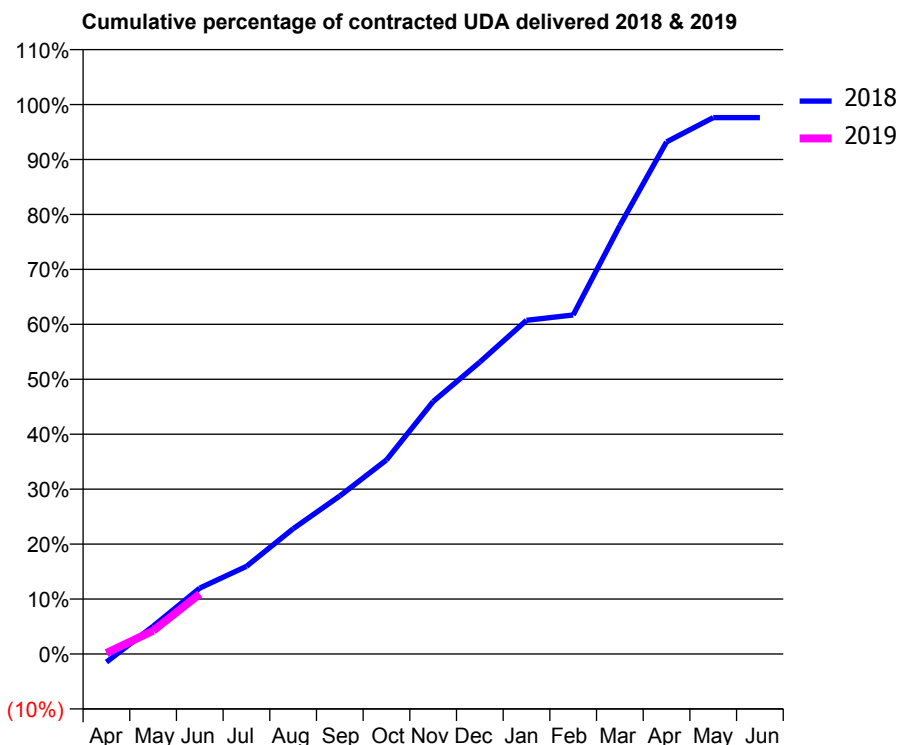
18/19 Contracted general activity (UDA)	2,335
Carry forward general activity (UDA)	0
18/19 Contracted orthodontic activity (UOA)	0
Carry forward orthodontic activity (UOA)	0
Baseline contract value	£71,752.57

ACCESS*

Patients seen in 24 months	Total	Change since previous quarter
Quarter ending June 2017	811	
Quarter ending September 2017	787	↓
Quarter ending December 2017	773	↓
Quarter ending March 2018	759	↓
Quarter ending June 2018	759	→
Variance since June 2017	(6.4%)	↓



ACTIVITY



Adjusted Scheduled Activity (UDA)		
Month	2018	2019
April	-35	4
May	118	99
June	280	255
July	373	
August	533	
September	672	
October	825	
November	1,073	
December	1,241	
January	1,418	
February	1,441	
March	1,821	
April	2,176	
May	2,279	
June	2,279	

QUALITY

	Quantity	Base Number	Contract	AT	Region	England
% of FP17s for the same patient ID Re-attending within 3 months - Children	8	273	2.9%	9.7%	11.0%	11.5%
% of FP17s for the same patient ID Re-attending within 3 months - Adults	1	33	3.0%	13.9%	15.3%	15.4%
% of FP17s for the same patient ID Re-attending between 3 & 9 months - Children	196	273	71.8%	61.6%	61.2%	58.9%
% of FP17s for the same patient ID Re-attending between 3 & 9 months - Adults	17	33	51.5%	53.5%	52.9%	51.6%
% of FP17s for Band 1 Urgent Courses	1	133	0.8%	9.8%	9.4%	8.9%
% of FP17s Relating to Free Repair or Replacements	0	133	0.0%	0.6%	0.7%	0.8%
% of FP17s Relating to Continuations	0	133	0.0%	0.9%	0.9%	0.9%
% of Patients satisfied with the dentistry they have received	1	1	N/A	92.3%	93.6%	93.2%
% of Patients satisfied with the time they had to wait for an appointment	1	1	N/A	89.2%	88.8%	88.8%

* This is based on patients treated on this contract for their most recent course of treatment. Figures in italics indicate the base number of FP17s or Patient Questionnaire responses are less than 100. N/A is shown where the base number of responses is less than 10 during the period. % is calculated as Quantity/Base number*100

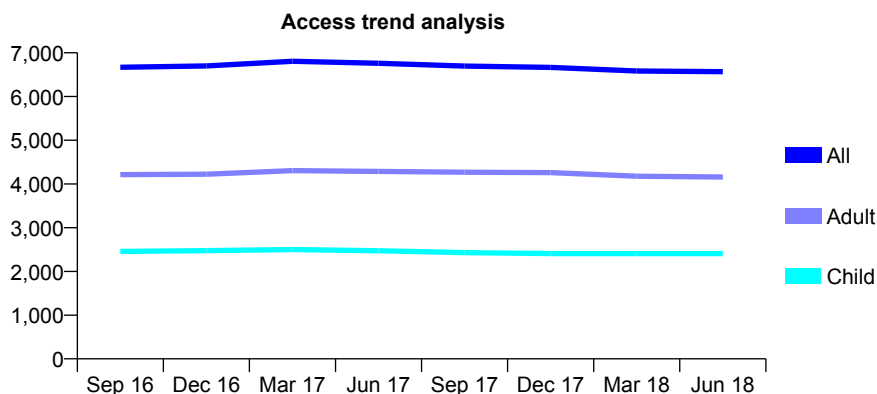
Q70 - Vital Signs At a Glance Contract Report for 919594/0001 - June 2018

Name or company name	MR AC MCLEAN
Contract type name	GDS Contract
Purpose of contract	General
Contract start date	01/04/2006
Contract end date	

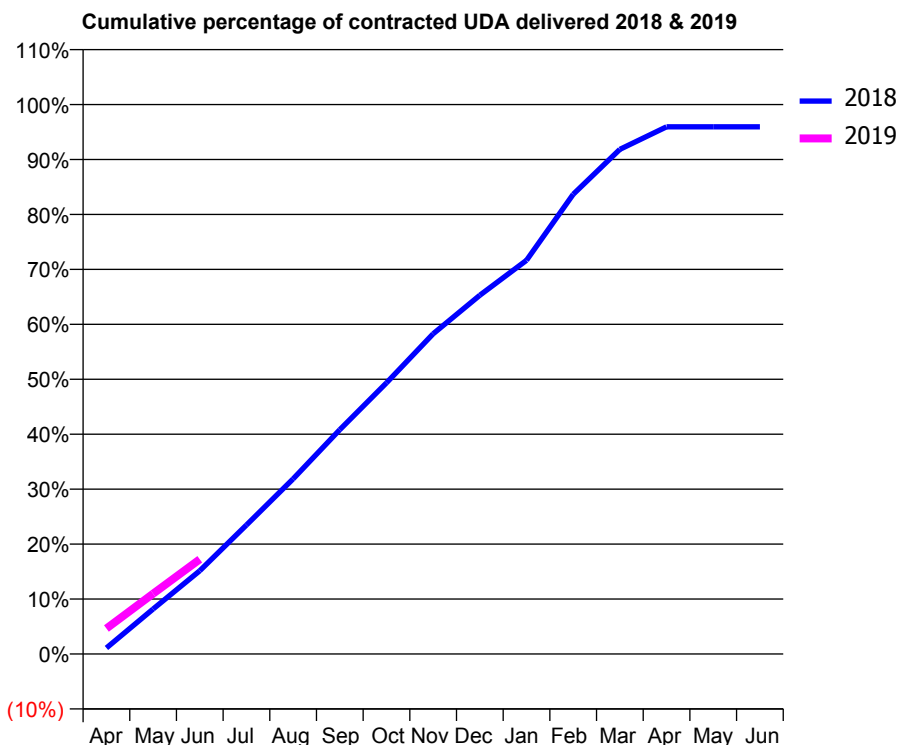
18/19 Contracted general activity (UDA)	13,782
Carry forward general activity (UDA)	0
18/19 Contracted orthodontic activity (UOA)	0
Carry forward orthodontic activity (UOA)	0
Baseline contract value	£358,456.06

ACCESS*

Patients seen in 24 months	Total	Change since previous quarter
Quarter ending June 2017	6,760	
Quarter ending September 2017	6,697	→
Quarter ending December 2017	6,666	→
Quarter ending March 2018	6,585	↓
Quarter ending June 2018	6,568	→
Variance since June 2017	(2.8%)	↓



ACTIVITY



Adjusted Scheduled Activity (UDA)		
Month	2018	2019
April	154	639
May	1,129	1,513
June	2,090	2,376
July	3,237	
August	4,394	
September	5,627	
October	6,801	
November	8,031	
December	8,999	
January	9,874	
February	11,529	
March	12,659	
April	13,224	
May	13,223	
June	13,223	

QUALITY

	Quantity	Base Number	Contract	AT	Region	England
% of FP17s for the same patient ID Re-attending within 3 months - Children	60	790	7.6%	9.7%	11.0%	11.5%
% of FP17s for the same patient ID Re-attending within 3 months - Adults	172	1,133	15.2%	13.9%	15.3%	15.4%
% of FP17s for the same patient ID Re-attending between 3 & 9 months - Children	453	790	57.3%	61.6%	61.2%	58.9%
% of FP17s for the same patient ID Re-attending between 3 & 9 months - Adults	445	1,133	39.3%	53.5%	52.9%	51.6%
% of FP17s for Band 1 Urgent Courses	118	1,442	8.2%	9.8%	9.4%	8.9%
% of FP17s Relating to Free Repair or Replacements	9	1,442	0.6%	0.6%	0.7%	0.8%
% of FP17s Relating to Continuations	11	1,442	0.8%	0.9%	0.9%	0.9%
% of Patients satisfied with the dentistry they have received	2	2	N/A	92.3%	93.6%	93.2%
% of Patients satisfied with the time they had to wait for an appointment	1	2	N/A	89.2%	88.8%	88.8%

* This is based on patients treated on this contract for their most recent course of treatment. Figures in italics indicate the base number of FP17s or Patient Questionnaire responses are less than 100. N/A is shown where the base number of responses is less than 10 during the period. % is calculated as Quantity/Base number*100

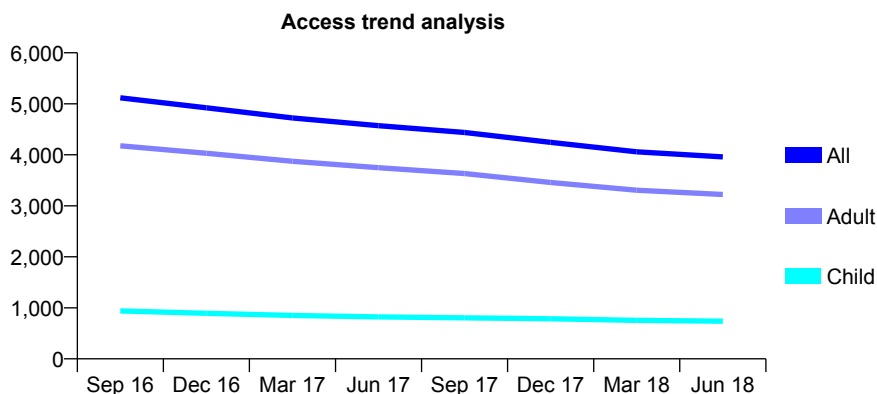
Q70 - Vital Signs At a Glance Contract Report for 920533/0002 - June 2018

Name or company name	MR PJ MORGAN
Contract type name	GDS Contract
Purpose of contract	General
Contract start date	01/04/2006
Contract end date	

18/19 Contracted general activity (UDA)	22,669
Carry forward general activity (UDA)	0
18/19 Contracted orthodontic activity (UOA)	0
Carry forward orthodontic activity (UOA)	0
Baseline contract value	£510,091.81

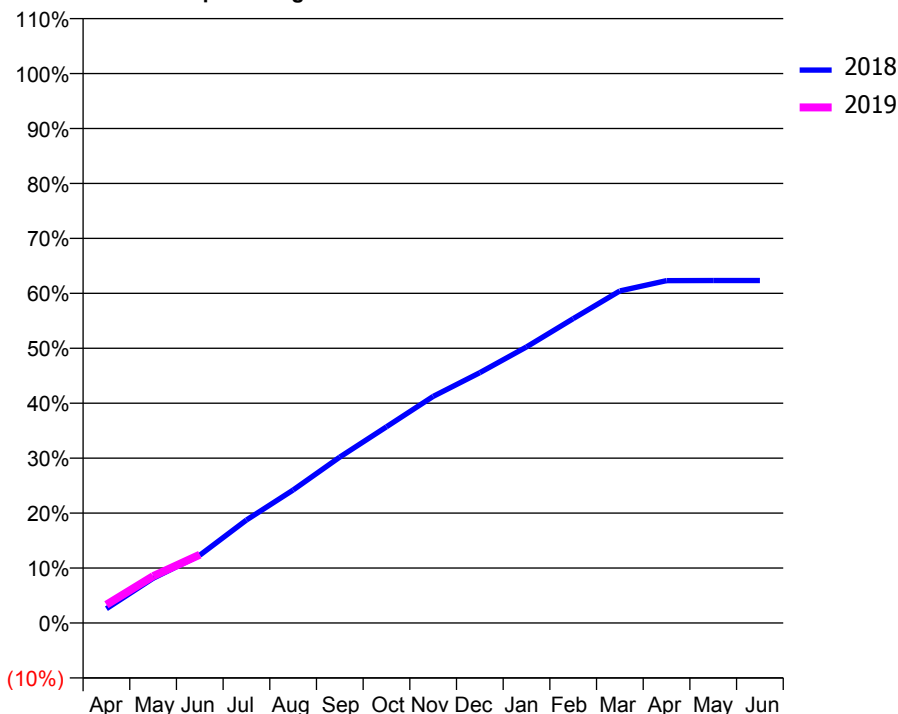
ACCESS*

Patients seen in 24 months	Total	Change since previous quarter
Quarter ending June 2017	4,571	
Quarter ending September 2017	4,437	↓
Quarter ending December 2017	4,244	↓
Quarter ending March 2018	4,060	↓
Quarter ending June 2018	3,959	↓
Variance since June 2017	(13.4%)	↓



ACTIVITY

Cumulative percentage of contracted UDA delivered 2018 & 2019



Adjusted Scheduled Activity (UDA)

Month	2018	2019
April	591	756
May	1,848	1,933
June	2,799	2,817
July	4,251	
August	5,486	
September	6,845	
October	8,096	
November	9,350	
December	10,330	
January	11,390	
February	12,556	
March	13,698	
April	14,124	
May	14,127	
June	14,127	

QUALITY

	Quantity	Base Number	Contract	AT	Region	England
% of FP17s for the same patient ID Re-attending within 3 months - Children	20	291	6.9%	9.7%	11.0%	11.5%
% of FP17s for the same patient ID Re-attending within 3 months - Adults	222	1,354	16.4%	13.9%	15.3%	15.4%
% of FP17s for the same patient ID Re-attending between 3 & 9 months - Children	221	291	75.9%	61.6%	61.2%	58.9%
% of FP17s for the same patient ID Re-attending between 3 & 9 months - Adults	986	1,354	72.8%	53.5%	52.9%	51.6%
% of FP17s for Band 1 Urgent Courses	97	1,451	6.7%	9.8%	9.4%	8.9%
% of FP17s Relating to Free Repair or Replacements	30	1,451	2.1%	0.6%	0.7%	0.8%
% of FP17s Relating to Continuations	25	1,451	1.7%	0.9%	0.9%	0.9%
% of Patients satisfied with the dentistry they have received	4	4	N/A	92.3%	93.6%	93.2%
% of Patients satisfied with the time they had to wait for an appointment	4	4	N/A	89.2%	88.8%	88.8%

* This is based on patients treated on this contract for their most recent course of treatment. Figures in italics indicate the base number of FP17s or Patient Questionnaire responses are less than 100. N/A is shown where the base number of responses is less than 10 during the period. % is calculated as Quantity/Base number*100

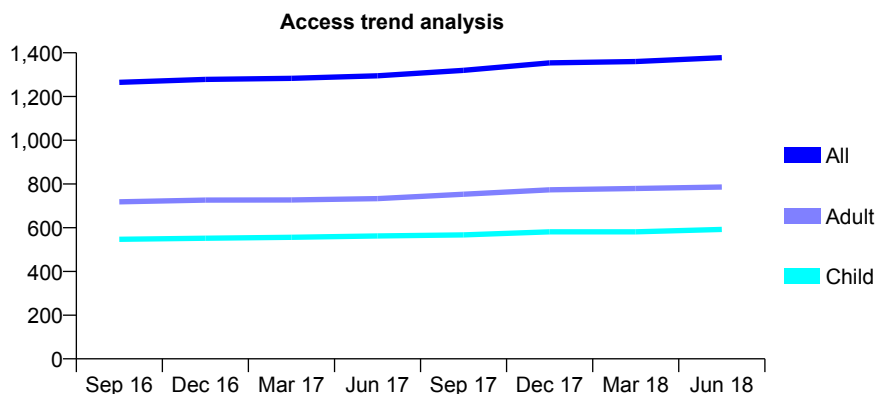
Q70 - Vital Signs At a Glance Contract Report for 921874/0001 - June 2018

Name or company name	MRS K HARINDRA
Contract type name	GDS Contract
Purpose of contract	General
Contract start date	01/04/2006
Contract end date	

18/19 Contracted general activity (UDA)	3,860
Carry forward general activity (UDA)	0
18/19 Contracted orthodontic activity (UOA)	0
Carry forward orthodontic activity (UOA)	0
Baseline contract value	£102,950.72

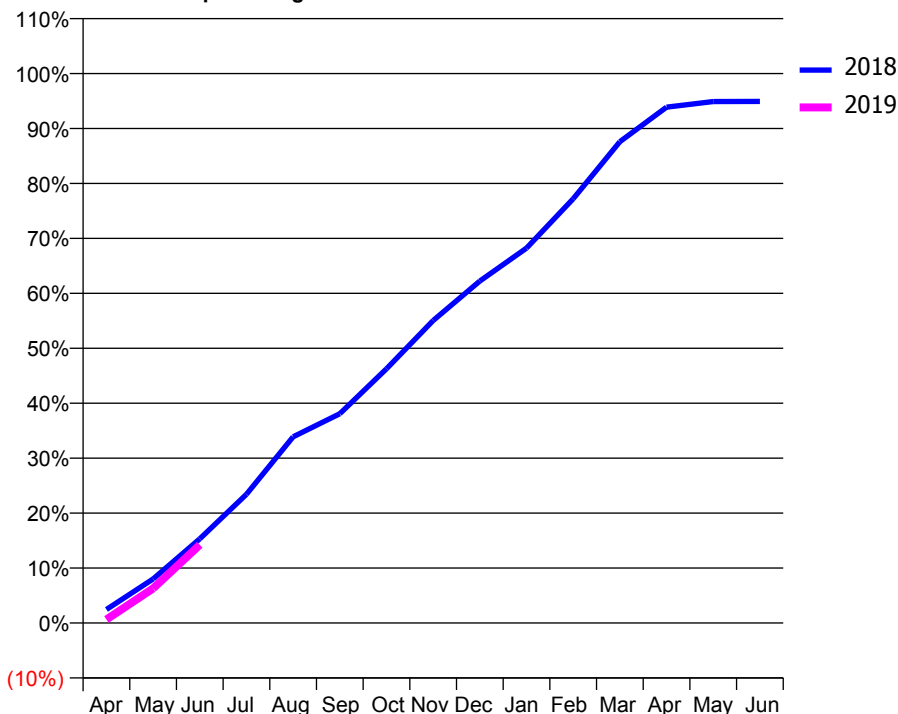
ACCESS*

Patients seen in 24 months	Total	Change since previous quarter
Quarter ending June 2017	1,295	
Quarter ending September 2017	1,320	→
Quarter ending December 2017	1,354	↑
Quarter ending March 2018	1,360	→
Quarter ending June 2018	1,378	→
Variance since June 2017	6.4%	↑



ACTIVITY

Cumulative percentage of contracted UDA delivered 2018 & 2019



Month	Adjusted Scheduled Activity (UDA)	
	2018	2019
April	95	25
May	310	243
June	592	549
July	905	
August	1,308	
September	1,470	
October	1,786	
November	2,125	
December	2,402	
January	2,634	
February	2,980	
March	3,381	
April	3,624	
May	3,663	
June	3,664	

QUALITY

	Quantity	Base Number	Contract	AT	Region	England
% of FP17s for the same patient ID Re-attending within 3 months - Children	14	239	5.9%	9.7%	11.0%	11.5%
% of FP17s for the same patient ID Re-attending within 3 months - Adults	42	280	15.0%	13.9%	15.3%	15.4%
% of FP17s for the same patient ID Re-attending between 3 & 9 months - Children	155	239	64.9%	61.6%	61.2%	58.9%
% of FP17s for the same patient ID Re-attending between 3 & 9 months - Adults	181	280	64.6%	53.5%	52.9%	51.6%
% of FP17s for Band 1 Urgent Courses	25	370	6.8%	9.8%	9.4%	8.9%
% of FP17s Relating to Free Repair or Replacements	0	370	0.0%	0.6%	0.7%	0.8%
% of FP17s Relating to Continuations	0	370	0.0%	0.9%	0.9%	0.9%
% of Patients satisfied with the dentistry they have received	3	3	N/A	92.3%	93.6%	93.2%
% of Patients satisfied with the time they had to wait for an appointment	3	3	N/A	89.2%	88.8%	88.8%

* This is based on patients treated on this contract for their most recent course of treatment. Figures in italics indicate the base number of FP17s or Patient Questionnaire responses are less than 100. N/A is shown where the base number of responses is less than 10 during the period. % is calculated as Quantity/Base number*100

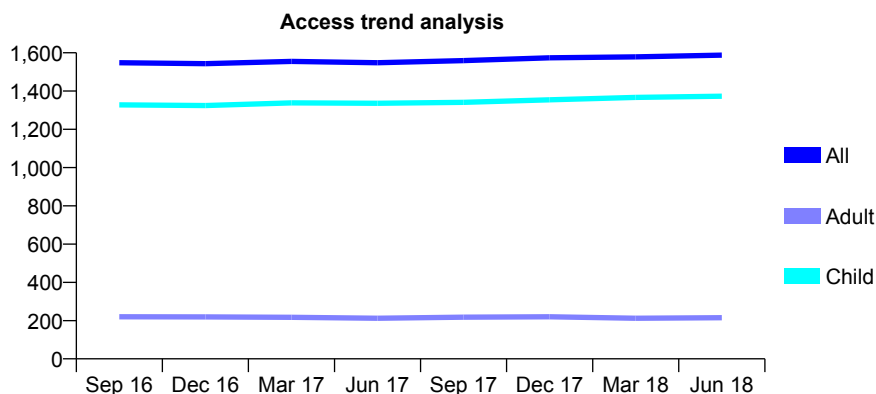
Q70 - Vital Signs At a Glance Contract Report for 923125/0001 - June 2018

Name or company name	Whiteley Dental Practice
Contract type name	GDS Contract
Purpose of contract	General
Contract start date	01/04/2006
Contract end date	

18/19 Contracted general activity (UDA)	3,133
Carry forward general activity (UDA)	0
18/19 Contracted orthodontic activity (UOA)	0
Carry forward orthodontic activity (UOA)	0
Baseline contract value	£64,697.90

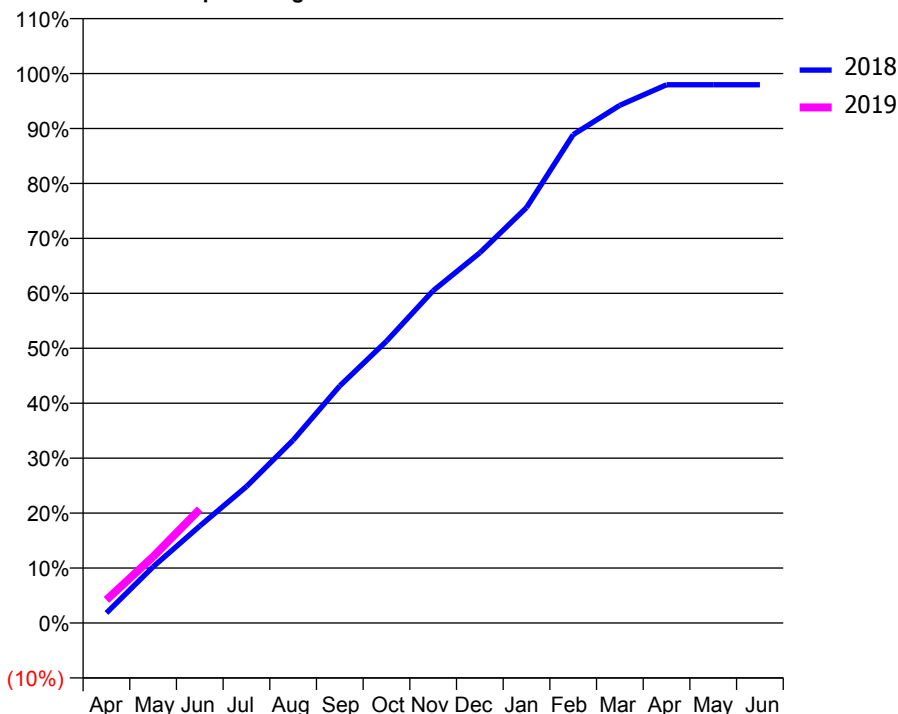
ACCESS*

Patients seen in 24 months	Total	Change since previous quarter
Quarter ending June 2017	1,548	
Quarter ending September 2017	1,559	→
Quarter ending December 2017	1,574	→
Quarter ending March 2018	1,579	→
Quarter ending June 2018	1,588	→
Variance since June 2017	2.6%	↑



ACTIVITY

Cumulative percentage of contracted UDA delivered 2018 & 2019



Adjusted Scheduled Activity (UDA)

Month	2018	2019
April	58	132
May	320	379
June	553	649
July	778	
August	1,043	
September	1,352	
October	1,607	
November	1,895	
December	2,111	
January	2,369	
February	2,784	
March	2,952	
April	3,069	
May	3,069	
June	3,069	

QUALITY

	Quantity	Base Number	Contract	AT	Region	England
% of FP17s for the same patient ID Re-attending within 3 months - Children	34	540	6.3%	9.7%	11.0%	11.5%
% of FP17s for the same patient ID Re-attending within 3 months - Adults	0	25	0.0%	13.9%	15.3%	15.4%
% of FP17s for the same patient ID Re-attending between 3 & 9 months - Children	373	540	69.1%	61.6%	61.2%	58.9%
% of FP17s for the same patient ID Re-attending between 3 & 9 months - Adults	21	25	84.0%	53.5%	52.9%	51.6%
% of FP17s for Band 1 Urgent Courses	21	511	4.1%	9.8%	9.4%	8.9%
% of FP17s Relating to Free Repair or Replacements	0	511	0.0%	0.6%	0.7%	0.8%
% of FP17s Relating to Continuations	3	511	0.6%	0.9%	0.9%	0.9%
% of Patients satisfied with the dentistry they have received	0	0	N/A	92.3%	93.6%	93.2%
% of Patients satisfied with the time they had to wait for an appointment	0	0	N/A	89.2%	88.8%	88.8%

* This is based on patients treated on this contract for their most recent course of treatment. Figures in italics indicate the base number of FP17s or Patient Questionnaire responses are less than 100. N/A is shown where the base number of responses is less than 10 during the period. % is calculated as Quantity/Base number*100

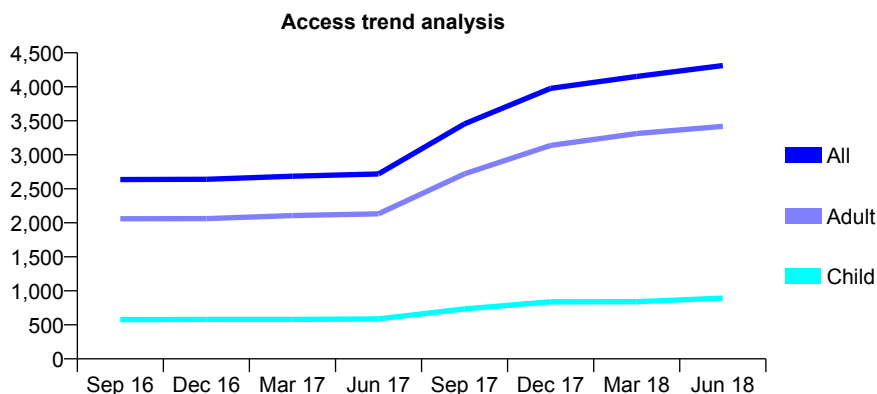
Q70 - Vital Signs At a Glance Contract Report for 926256/0001 - June 2018

Name or company name	Brighton Hill Dental Practice Partnership
Contract type name	GDS Contract
Purpose of contract	General
Contract start date	01/04/2006
Contract end date	

18/19 Contracted general activity (UDA)	15,631
Carry forward general activity (UDA)	0
18/19 Contracted orthodontic activity (UOA)	0
Carry forward orthodontic activity (UOA)	0
Baseline contract value	£499,639.18

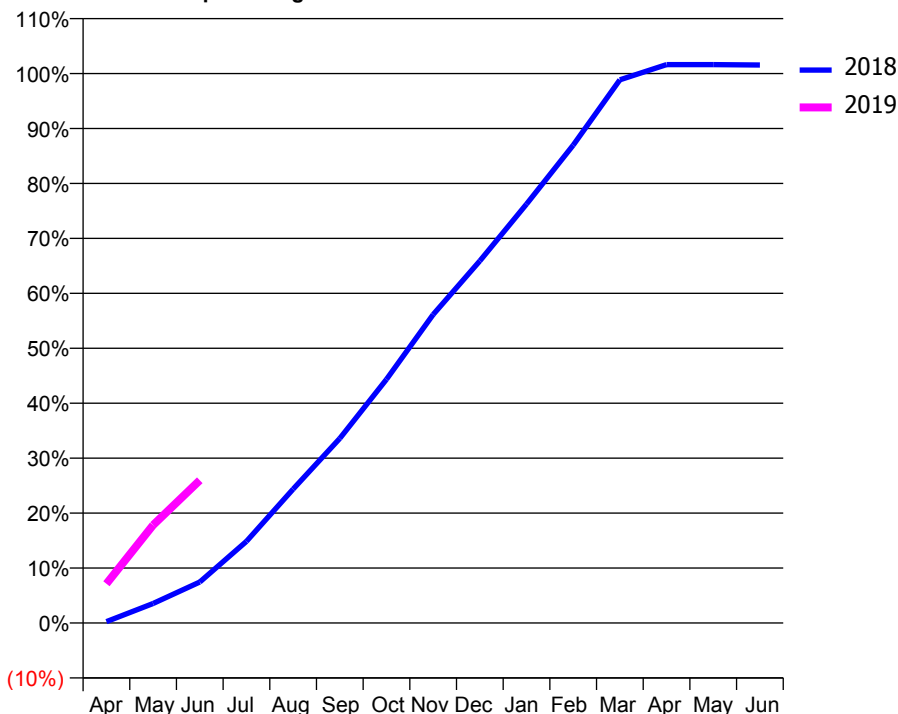
ACCESS*

Patients seen in 24 months	Total	Change since previous quarter
Quarter ending June 2017	2,719	
Quarter ending September 2017	3,455	↑
Quarter ending December 2017	3,977	↑
Quarter ending March 2018	4,152	↑
Quarter ending June 2018	4,312	↑
Variance since June 2017	58.6%	↑



ACTIVITY

Cumulative percentage of contracted UDA delivered 2018 & 2019



Adjusted Scheduled Activity (UDA)

Month	2018	2019
April	36	1,116
May	514	2,786
June	1,080	4,061
July	2,153	
August	3,530	
September	4,867	
October	6,425	
November	8,134	
December	9,548	
January	11,043	
February	12,600	
March	14,321	
April	14,723	
May	14,723	
June	14,711	

QUALITY

	Quantity	Base Number	Contract	AT	Region	England
% of FP17s for the same patient ID Re-attending within 3 months - Children	14	411	3.4%	9.7%	11.0%	11.5%
% of FP17s for the same patient ID Re-attending within 3 months - Adults	145	1,406	10.3%	13.9%	15.3%	15.4%
% of FP17s for the same patient ID Re-attending between 3 & 9 months - Children	263	411	64.0%	61.6%	61.2%	58.9%
% of FP17s for the same patient ID Re-attending between 3 & 9 months - Adults	975	1,406	69.3%	53.5%	52.9%	51.6%
% of FP17s for Band 1 Urgent Courses	98	1,683	5.8%	9.8%	9.4%	8.9%
% of FP17s Relating to Free Repair or Replacements	10	1,683	0.6%	0.6%	0.7%	0.8%
% of FP17s Relating to Continuations	16	1,683	1.0%	0.9%	0.9%	0.9%
% of Patients satisfied with the dentistry they have received	9	10	90.0%	92.3%	93.6%	93.2%
% of Patients satisfied with the time they had to wait for an appointment	8	10	80.0%	89.2%	88.8%	88.8%

* This is based on patients treated on this contract for their most recent course of treatment. Figures in italics indicate the base number of FP17s or Patient Questionnaire responses are less than 100. N/A is shown where the base number of responses is less than 10 during the period. % is calculated as Quantity/Base number*100

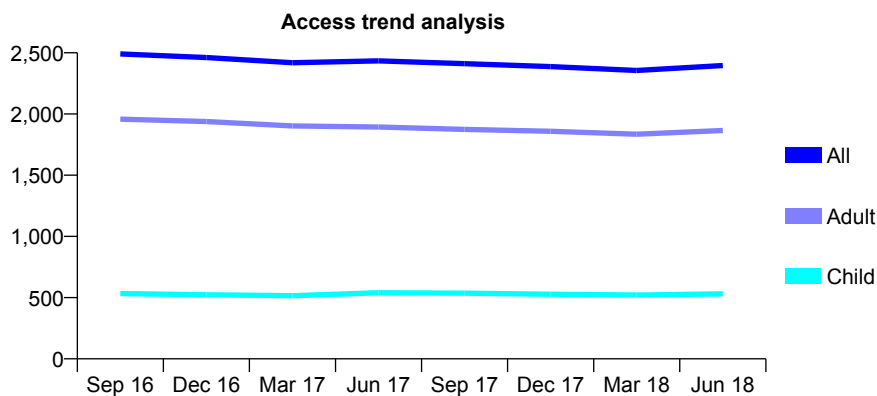
Q70 - Vital Signs At a Glance Contract Report for 933198/0001 - June 2018

Name or company name	MR H FOROUZANFAR
Contract type name	GDS Contract
Purpose of contract	General
Contract start date	01/10/2006
Contract end date	

18/19 Contracted general activity (UDA)	8,329
Carry forward general activity (UDA)	0
18/19 Contracted orthodontic activity (UOA)	0
Carry forward orthodontic activity (UOA)	0
Baseline contract value	£240,892.80

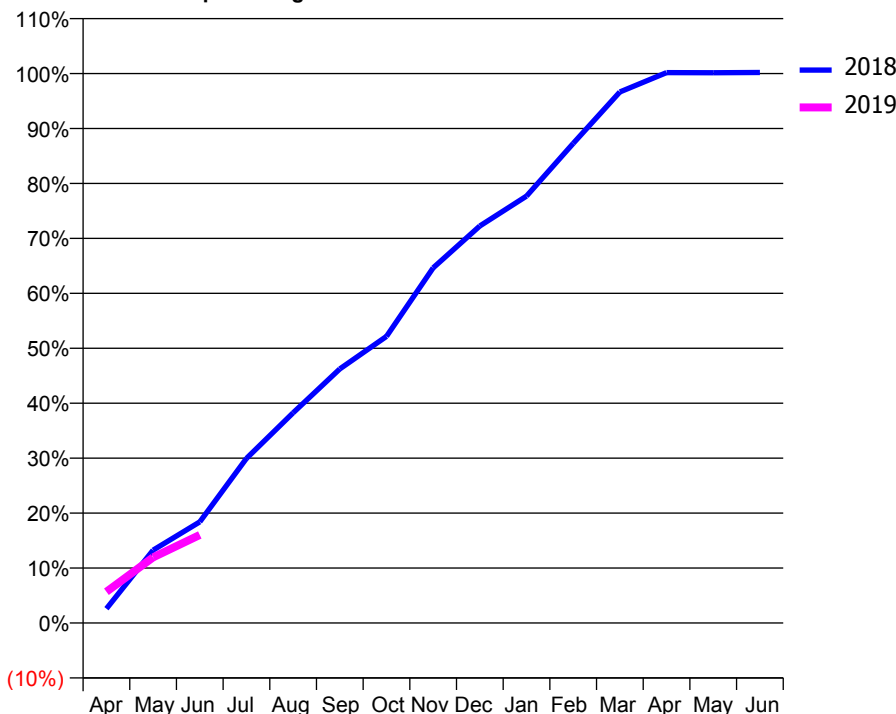
ACCESS*

Patients seen in 24 months	Total	Change since previous quarter
Quarter ending June 2017	2,434	
Quarter ending September 2017	2,411	→
Quarter ending December 2017	2,387	→
Quarter ending March 2018	2,356	↓
Quarter ending June 2018	2,396	→
Variance since June 2017	(1.6%)	↓



ACTIVITY

Cumulative percentage of contracted UDA delivered 2018 & 2019



Month	Adjusted Scheduled Activity (UDA)	
	2018	2019
April	217	473
May	1,104	996
June	1,534	1,336
July	2,495	
August	3,187	
September	3,851	
October	4,344	
November	5,384	
December	6,018	
January	6,470	
February	7,269	
March	8,049	
April	8,343	
May	8,340	
June	8,345	

QUALITY

	Quantity	Base Number	Contract	AT	Region	England
% of FP17s for the same patient ID Re-attending within 3 months - Children	6	183	3.3%	9.7%	11.0%	11.5%
% of FP17s for the same patient ID Re-attending within 3 months - Adults	88	637	13.8%	13.9%	15.3%	15.4%
% of FP17s for the same patient ID Re-attending between 3 & 9 months - Children	112	183	61.2%	61.6%	61.2%	58.9%
% of FP17s for the same patient ID Re-attending between 3 & 9 months - Adults	345	637	54.2%	53.5%	52.9%	51.6%
% of FP17s for Band 1 Urgent Courses	68	678	10.0%	9.8%	9.4%	8.9%
% of FP17s Relating to Free Repair or Replacements	4	678	0.6%	0.6%	0.7%	0.8%
% of FP17s Relating to Continuations	0	678	0.0%	0.9%	0.9%	0.9%
% of Patients satisfied with the dentistry they have received	2	2	N/A	92.3%	93.6%	93.2%
% of Patients satisfied with the time they had to wait for an appointment	2	2	N/A	89.2%	88.8%	88.8%

* This is based on patients treated on this contract for their most recent course of treatment. Figures in italics indicate the base number of FP17s or Patient Questionnaire responses are less than 100. N/A is shown where the base number of responses is less than 10 during the period. % is calculated as Quantity/Base number*100

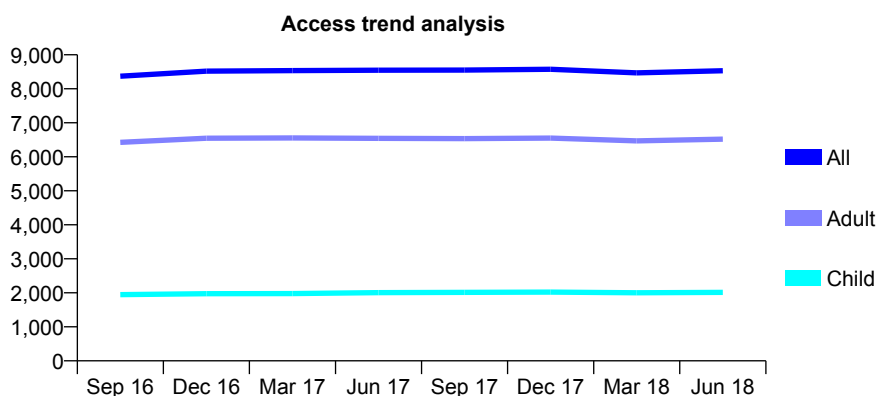
Q70 - Vital Signs At a Glance Contract Report for 936693/0001 - June 2018

Name or company name	MR MM MANSOURIAN
Contract type name	GDS Contract
Purpose of contract	General
Contract start date	01/04/2006
Contract end date	

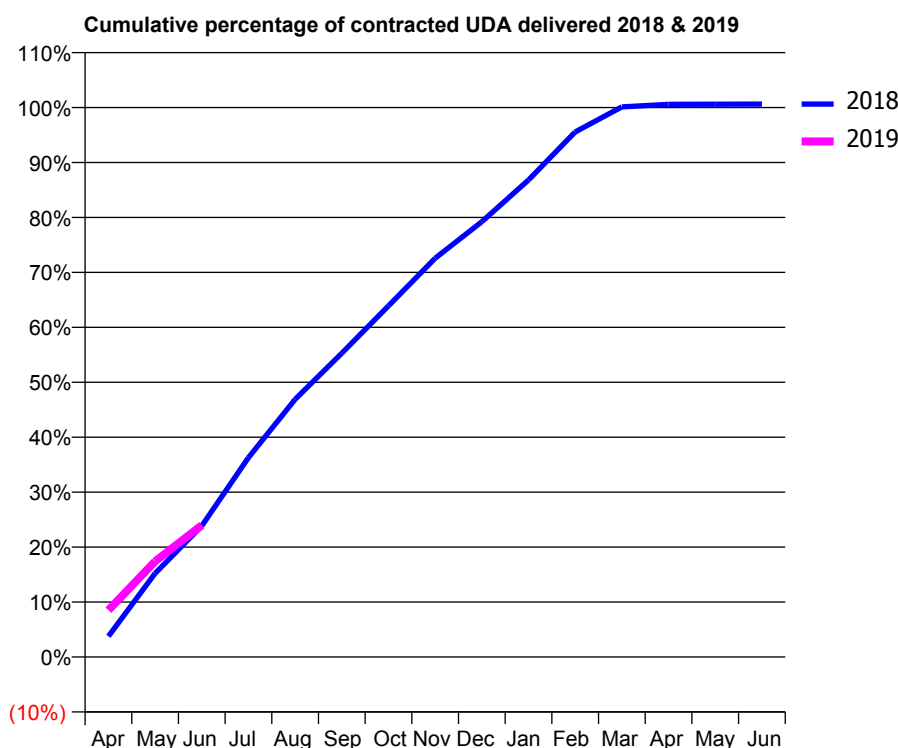
18/19 Contracted general activity (UDA)	24,661
Carry forward general activity (UDA)	0
18/19 Contracted orthodontic activity (UOA)	0
Carry forward orthodontic activity (UOA)	0
Baseline contract value	£695,458.41

ACCESS*

Patients seen in 24 months	Total	Change since previous quarter
Quarter ending June 2017	8,548	
Quarter ending September 2017	8,552	→
Quarter ending December 2017	8,573	→
Quarter ending March 2018	8,468	↓
Quarter ending June 2018	8,533	→
Variance since June 2017	(0.2%)	→



ACTIVITY



Month	Adjusted Scheduled Activity (UDA)	
	2018	2019
April	933	2,103
May	3,756	4,293
June	5,884	5,918
July	8,950	
August	11,564	
September	13,638	
October	15,760	
November	17,898	
December	19,534	
January	21,408	
February	23,561	
March	24,687	
April	24,806	
May	24,812	
June	24,815	

QUALITY

	Quantity	Base Number	Contract	AT	Region	England
% of FP17s for the same patient ID Re-attending within 3 months - Children	42	895	4.7%	9.7%	11.0%	11.5%
% of FP17s for the same patient ID Re-attending within 3 months - Adults	300	2,725	11.0%	13.9%	15.3%	15.4%
% of FP17s for the same patient ID Re-attending between 3 & 9 months - Children	585	895	65.4%	61.6%	61.2%	58.9%
% of FP17s for the same patient ID Re-attending between 3 & 9 months - Adults	1,767	2,725	64.8%	53.5%	52.9%	51.6%
% of FP17s for Band 1 Urgent Courses	197	3,444	5.7%	9.8%	9.4%	8.9%
% of FP17s Relating to Free Repair or Replacements	7	3,444	0.2%	0.6%	0.7%	0.8%
% of FP17s Relating to Continuations	12	3,444	0.3%	0.9%	0.9%	0.9%
% of Patients satisfied with the dentistry they have received	11	12	91.7%	92.3%	93.6%	93.2%
% of Patients satisfied with the time they had to wait for an appointment	11	12	91.7%	89.2%	88.8%	88.8%

* This is based on patients treated on this contract for their most recent course of treatment. Figures in italics indicate the base number of FP17s or Patient Questionnaire responses are less than 100. N/A is shown where the base number of responses is less than 10 during the period. % is calculated as Quantity/Base number*100

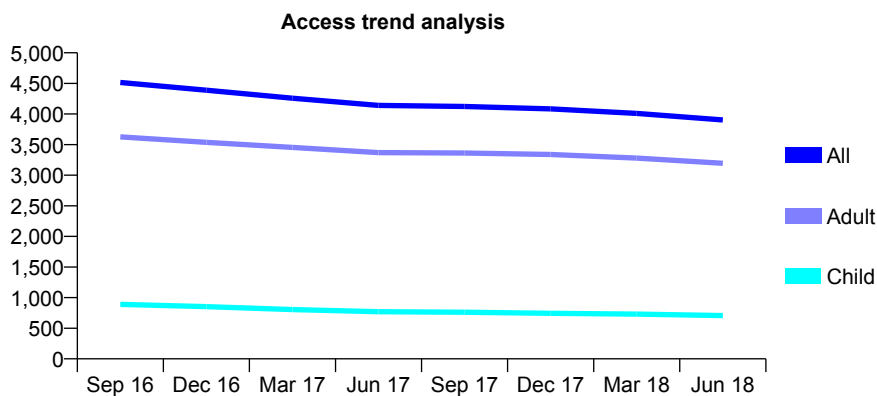
Q70 - Vital Signs At a Glance Contract Report for 939900/0002 - June 2018

Name or company name	MRS KM ROWLAND
Contract type name	GDS Contract
Purpose of contract	General
Contract start date	01/01/2008
Contract end date	

18/19 Contracted general activity (UDA)	16,074
Carry forward general activity (UDA)	0
18/19 Contracted orthodontic activity (UOA)	0
Carry forward orthodontic activity (UOA)	0
Baseline contract value	£353,550.51

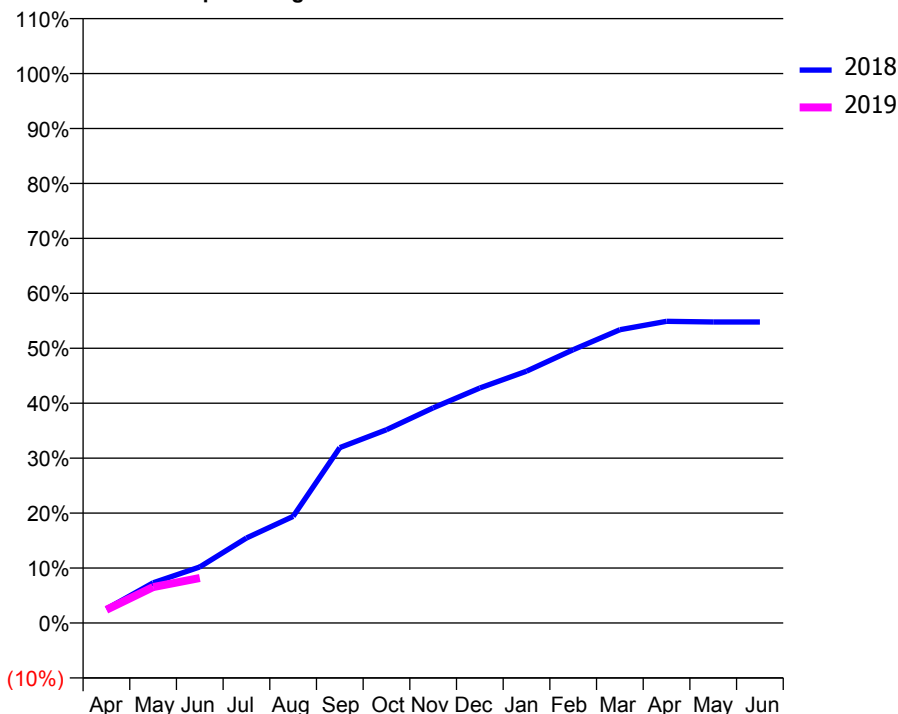
ACCESS*

Patients seen in 24 months	Total	Change since previous quarter
Quarter ending June 2017	4,141	
Quarter ending September 2017	4,124	→
Quarter ending December 2017	4,083	→
Quarter ending March 2018	4,010	↓
Quarter ending June 2018	3,903	↓
Variance since June 2017	(5.7%)	↓



ACTIVITY

Cumulative percentage of contracted UDA delivered 2018 & 2019



Adjusted Scheduled Activity (UDA)		
Month	2018	2019
April	412	388
May	1,176	1,050
June	1,640	1,318
July	2,487	
August	3,120	
September	5,133	
October	5,655	
November	6,295	
December	6,876	
January	7,365	
February	7,993	
March	8,579	
April	8,824	
May	8,804	
June	8,804	

QUALITY

	Quantity	Base Number	Contract	AT	Region	England
% of FP17s for the same patient ID Re-attending within 3 months - Children	10	180	5.6%	9.7%	11.0%	11.5%
% of FP17s for the same patient ID Re-attending within 3 months - Adults	50	756	6.6%	13.9%	15.3%	15.4%
% of FP17s for the same patient ID Re-attending between 3 & 9 months - Children	98	180	54.4%	61.6%	61.2%	58.9%
% of FP17s for the same patient ID Re-attending between 3 & 9 months - Adults	413	756	54.6%	53.5%	52.9%	51.6%
% of FP17s for Band 1 Urgent Courses	49	774	6.3%	9.8%	9.4%	8.9%
% of FP17s Relating to Free Repair or Replacements	7	774	0.9%	0.6%	0.7%	0.8%
% of FP17s Relating to Continuations	0	774	0.0%	0.9%	0.9%	0.9%
% of Patients satisfied with the dentistry they have received	4	6	N/A	92.3%	93.6%	93.2%
% of Patients satisfied with the time they had to wait for an appointment	4	6	N/A	89.2%	88.8%	88.8%

* This is based on patients treated on this contract for their most recent course of treatment. Figures in italics indicate the base number of FP17s or Patient Questionnaire responses are less than 100. N/A is shown where the base number of responses is less than 10 during the period. % is calculated as Quantity/Base number*100

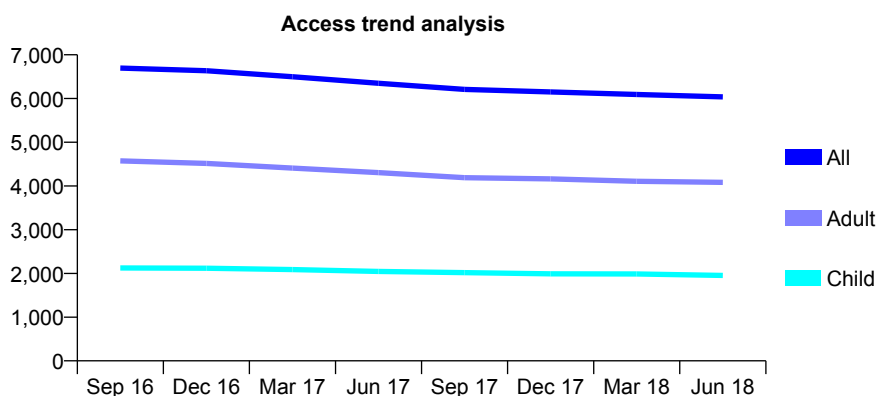
Q70 - Vital Signs At a Glance Contract Report for 942316/0001 - June 2018

Name or company name	MS A SINGH
Contract type name	GDS Contract
Purpose of contract	General
Contract start date	01/04/2006
Contract end date	

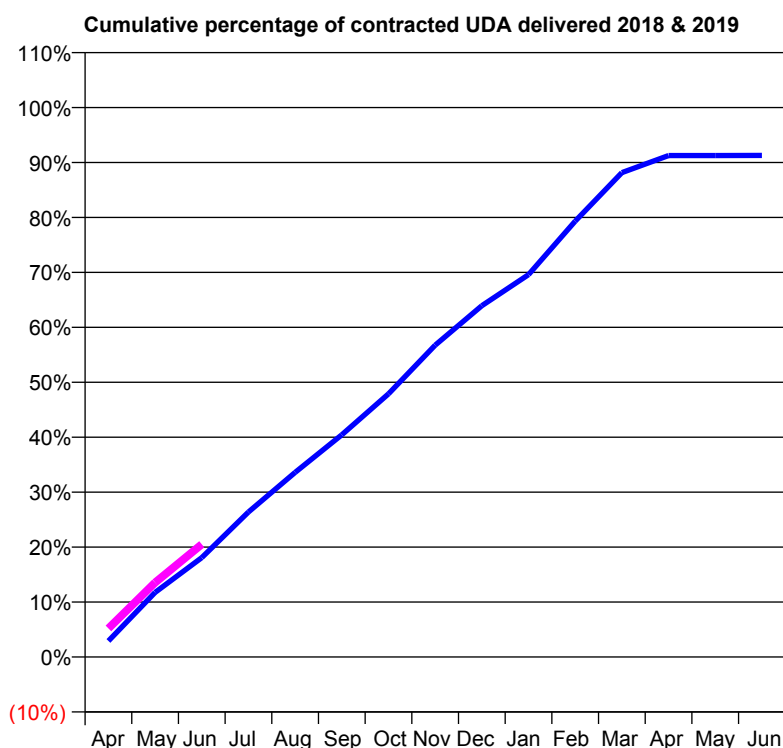
18/19 Contracted general activity (UDA)	14,243
Carry forward general activity (UDA)	0
18/19 Contracted orthodontic activity (UOA)	0
Carry forward orthodontic activity (UOA)	0
Baseline contract value	£425,657.86

ACCESS*

Patients seen in 24 months	Total	Change since previous quarter
Quarter ending June 2017	6,348	
Quarter ending September 2017	6,209	↓
Quarter ending December 2017	6,151	→
Quarter ending March 2018	6,093	→
Quarter ending June 2018	6,039	→
Variance since June 2017	(4.9%)	↓



ACTIVITY



Month	Adjusted Scheduled Activity (UDA)	
	2018	2019
April	416	741
May	1,674	1,929
June	2,577	2,923
July	3,758	
August	4,784	
September	5,759	
October	6,821	
November	8,084	
December	9,107	
January	9,912	
February	11,296	
March	12,557	
April	12,996	
May	12,997	
June	13,002	

QUALITY

	Quantity	Base Number	Contract	AT	Region	England
% of FP17s for the same patient ID Re-attending within 3 months - Children	33	788	4.2%	9.7%	11.0%	11.5%
% of FP17s for the same patient ID Re-attending within 3 months - Adults	97	1,245	7.8%	13.9%	15.3%	15.4%
% of FP17s for the same patient ID Re-attending between 3 & 9 months - Children	538	788	68.3%	61.6%	61.2%	58.9%
% of FP17s for the same patient ID Re-attending between 3 & 9 months - Adults	662	1,245	53.2%	53.5%	52.9%	51.6%
% of FP17s for Band 1 Urgent Courses	23	1,778	1.3%	9.8%	9.4%	8.9%
% of FP17s Relating to Free Repair or Replacements	10	1,778	0.6%	0.6%	0.7%	0.8%
% of FP17s Relating to Continuations	41	1,778	2.3%	0.9%	0.9%	0.9%
% of Patients satisfied with the dentistry they have received	3	3	N/A	92.3%	93.6%	93.2%
% of Patients satisfied with the time they had to wait for an appointment	3	3	N/A	89.2%	88.8%	88.8%

* This is based on patients treated on this contract for their most recent course of treatment. Figures in italics indicate the base number of FP17s or Patient Questionnaire responses are less than 100. N/A is shown where the base number of responses is less than 10 during the period. % is calculated as Quantity/Base number*100

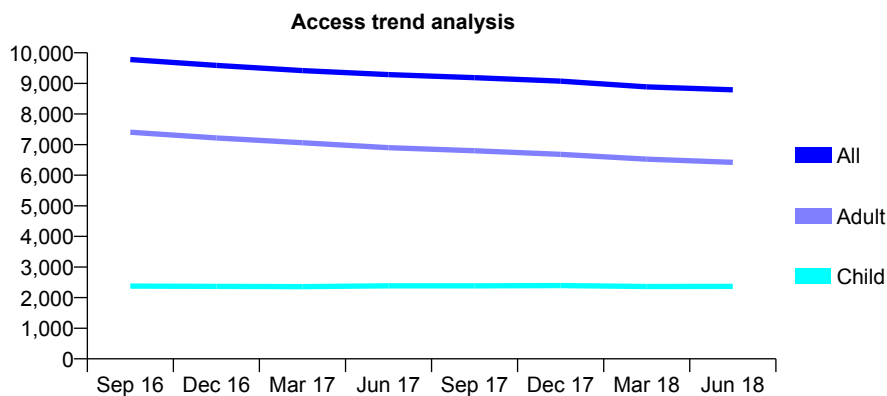
Q70 - Vital Signs At a Glance Contract Report for 942316/0003 - June 2018

Name or company name	MS A SINGH
Contract type name	GDS Contract
Purpose of contract	General
Contract start date	08/08/2011
Contract end date	

18/19 Contracted general activity (UDA)	27,500
Carry forward general activity (UDA)	0
18/19 Contracted orthodontic activity (UOA)	0
Carry forward orthodontic activity (UOA)	0
Baseline contract value	£720,705.61

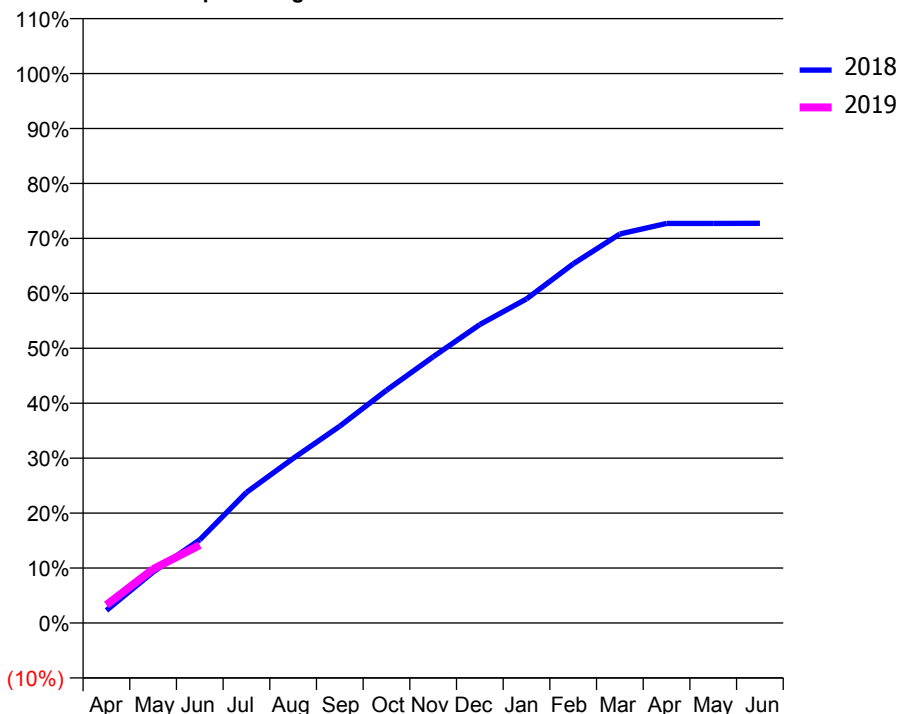
ACCESS*

Patients seen in 24 months	Total	Change since previous quarter
Quarter ending June 2017	9,288	
Quarter ending September 2017	9,187	↓
Quarter ending December 2017	9,076	↓
Quarter ending March 2018	8,886	↓
Quarter ending June 2018	8,791	↓
Variance since June 2017	(5.4%)	↓



ACTIVITY

Cumulative percentage of contracted UDA delivered 2018 & 2019



Month	Adjusted Scheduled Activity (UDA)	
	2018	2019
April	690	902
May	2,781	2,696
June	4,548	3,898
July	7,131	
August	8,990	
September	10,751	
October	12,704	
November	14,535	
December	16,294	
January	17,692	
February	19,608	
March	21,237	
April	21,815	
May	21,817	
June	21,820	

QUALITY

	Quantity	Base Number	Contract	AT	Region	England
% of FP17s for the same patient ID Re-attending within 3 months - Children	45	830	5.4%	9.7%	11.0%	11.5%
% of FP17s for the same patient ID Re-attending within 3 months - Adults	228	2,055	11.1%	13.9%	15.3%	15.4%
% of FP17s for the same patient ID Re-attending between 3 & 9 months - Children	555	830	66.9%	61.6%	61.2%	58.9%
% of FP17s for the same patient ID Re-attending between 3 & 9 months - Adults	1,395	2,055	67.9%	53.5%	52.9%	51.6%
% of FP17s for Band 1 Urgent Courses	255	2,541	10.0%	9.8%	9.4%	8.9%
% of FP17s Relating to Free Repair or Replacements	11	2,541	0.4%	0.6%	0.7%	0.8%
% of FP17s Relating to Continuations	9	2,541	0.4%	0.9%	0.9%	0.9%
% of Patients satisfied with the dentistry they have received	4	5	N/A	92.3%	93.6%	93.2%
% of Patients satisfied with the time they had to wait for an appointment	5	5	N/A	89.2%	88.8%	88.8%

* This is based on patients treated on this contract for their most recent course of treatment. Figures in italics indicate the base number of FP17s or Patient Questionnaire responses are less than 100. N/A is shown where the base number of responses is less than 10 during the period. % is calculated as Quantity/Base number*100

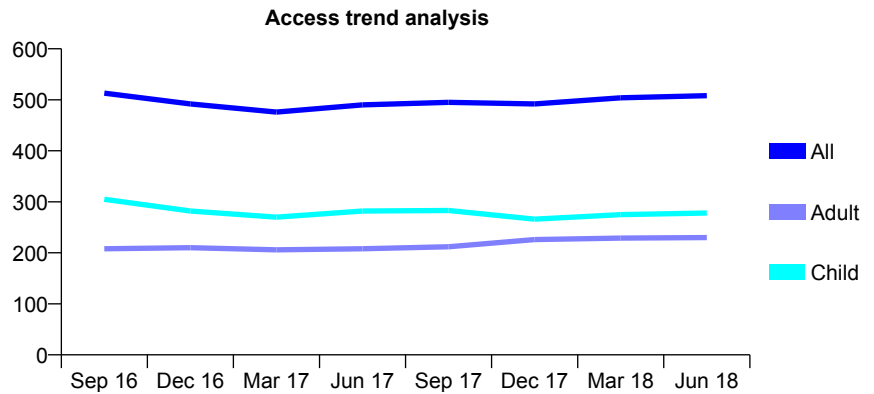
Q70 - Vital Signs At a Glance Contract Report for 944203/0001 - June 2018

Name or company name	MISS G AZIZI
Contract type name	GDS Contract
Purpose of contract	General
Contract start date	01/04/2006
Contract end date	

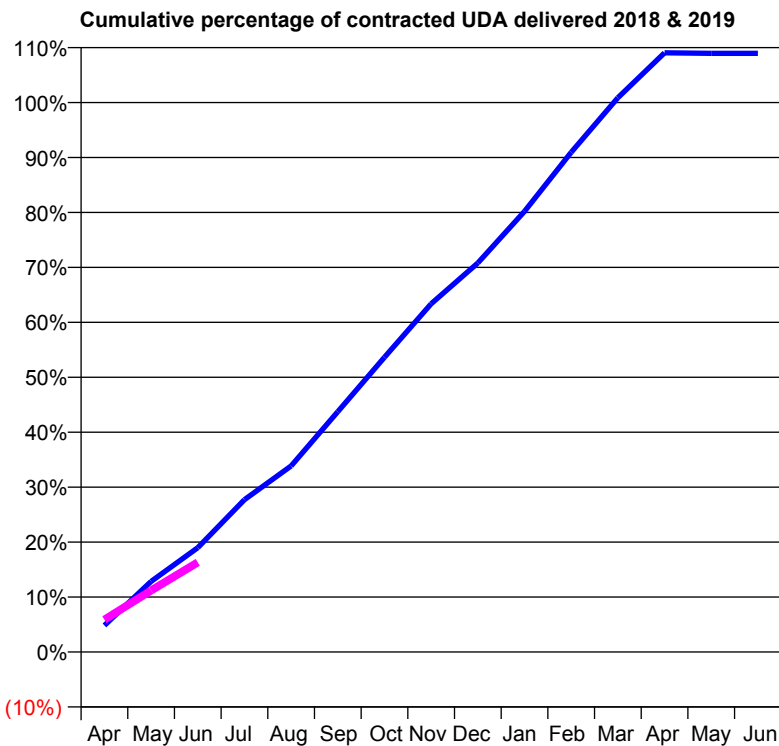
18/19 Contracted general activity (UDA)	1,094
Carry forward general activity (UDA)	0
18/19 Contracted orthodontic activity (UOA)	0
Carry forward orthodontic activity (UOA)	0
Baseline contract value	£27,054.93

ACCESS*

Patients seen in 24 months	Total	Change since previous quarter
Quarter ending June 2017	490	
Quarter ending September 2017	495	→
Quarter ending December 2017	492	→
Quarter ending March 2018	504	↑
Quarter ending June 2018	508	→
Variance since June 2017	3.7%	↑



ACTIVITY



Month	Adjusted Scheduled Activity (UDA)	
	2018	2019
April	53	64
May	141	122
June	208	179
July	303	
August	371	
September	478	
October	587	
November	693	
December	775	
January	877	
February	995	
March	1,104	
April	1,193	
May	1,192	
June	1,192	

QUALITY

	Quantity	Base Number	Contract	AT	Region	England
% of FP17s for the same patient ID Re-attending within 3 months - Children	9	123	7.3%	9.7%	11.0%	11.5%
% of FP17s for the same patient ID Re-attending within 3 months - Adults	6	73	8.2%	13.9%	15.3%	15.4%
% of FP17s for the same patient ID Re-attending between 3 & 9 months - Children	66	123	53.7%	61.6%	61.2%	58.9%
% of FP17s for the same patient ID Re-attending between 3 & 9 months - Adults	37	73	50.7%	53.5%	52.9%	51.6%
% of FP17s for Band 1 Urgent Courses	13	133	9.8%	9.8%	9.4%	8.9%
% of FP17s Relating to Free Repair or Replacements	0	133	0.0%	0.6%	0.7%	0.8%
% of FP17s Relating to Continuations	0	133	0.0%	0.9%	0.9%	0.9%
% of Patients satisfied with the dentistry they have received	0	0	N/A	92.3%	93.6%	93.2%
% of Patients satisfied with the time they had to wait for an appointment	0	0	N/A	89.2%	88.8%	88.8%

* This is based on patients treated on this contract for their most recent course of treatment. Figures in italics indicate the base number of FP17s or Patient Questionnaire responses are less than 100. N/A is shown where the base number of responses is less than 10 during the period. % is calculated as Quantity/Base number*100

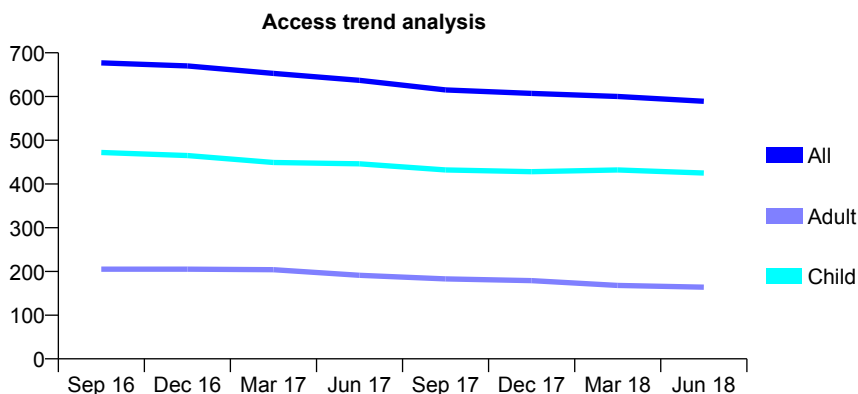
Q70 - Vital Signs At a Glance Contract Report for 952877/0001 - June 2018

Name or company name	Moorlands Road Dental Practice
Contract type name	GDS Contract
Purpose of contract	General and Orthodontic
Contract start date	01/04/2006
Contract end date	

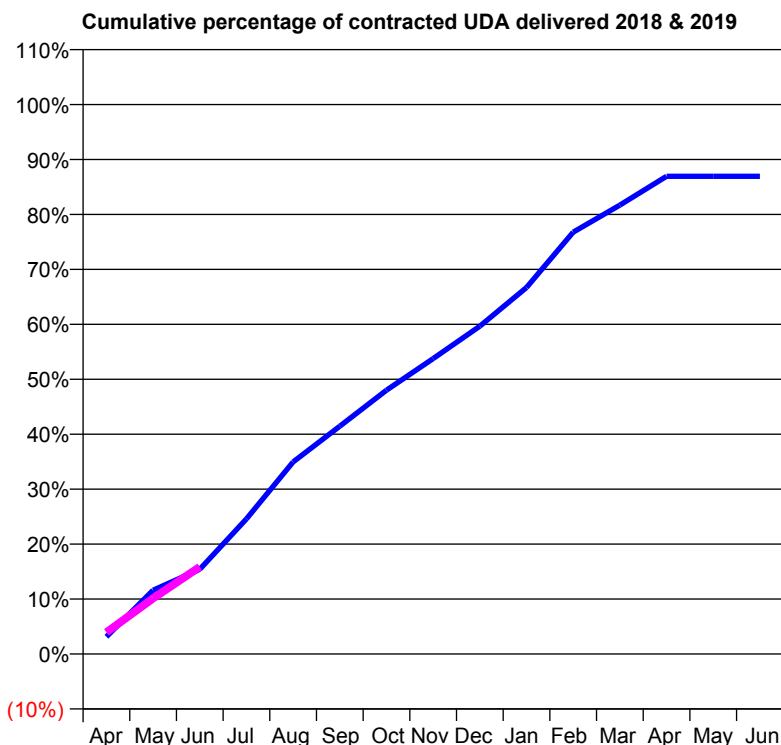
18/19 Contracted general activity (UDA)	1,450
Carry forward general activity (UDA)	0
18/19 Contracted orthodontic activity (UOA)	0
Carry forward orthodontic activity (UOA)	0
Baseline contract value	£34,191.60

ACCESS*

Patients seen in 24 months	Total	Change since previous quarter
Quarter ending June 2017	637	
Quarter ending September 2017	615	↓
Quarter ending December 2017	607	↓
Quarter ending March 2018	600	↓
Quarter ending June 2018	589	↓
Variance since June 2017	(7.5%)	↓



ACTIVITY



Adjusted Scheduled Activity (UDA)		
Month	2018	2019
April	45	57
May	168	147
June	224	230
July	357	
August	507	
September	601	
October	696	
November	779	
December	865	
January	967	
February	1,113	
March	1,184	
April	1,261	
May	1,261	
June	1,261	

QUALITY

	Quantity	Base Number	Contract	AT	Region	England
% of FP17s for the same patient ID Re-attending within 3 months - Children	10	180	5.6%	9.7%	11.0%	11.5%
% of FP17s for the same patient ID Re-attending within 3 months - Adults	4	40	10.0%	13.9%	15.3%	15.4%
% of FP17s for the same patient ID Re-attending between 3 & 9 months - Children	142	180	78.9%	61.6%	61.2%	58.9%
% of FP17s for the same patient ID Re-attending between 3 & 9 months - Adults	24	40	60.0%	53.5%	52.9%	51.6%
% of FP17s for Band 1 Urgent Courses	9	163	5.5%	9.8%	9.4%	8.9%
% of FP17s Relating to Free Repair or Replacements	0	163	0.0%	0.6%	0.7%	0.8%
% of FP17s Relating to Continuations	0	163	0.0%	0.9%	0.9%	0.9%
% of Patients satisfied with the dentistry they have received	0	0	N/A	92.3%	93.6%	93.2%
% of Patients satisfied with the time they had to wait for an appointment	0	0	N/A	89.2%	88.8%	88.8%

* This is based on patients treated on this contract for their most recent course of treatment. Figures in italics indicate the base number of FP17s or Patient Questionnaire responses are less than 100. N/A is shown where the base number of responses is less than 10 during the period. % is calculated as Quantity/Base number*100