

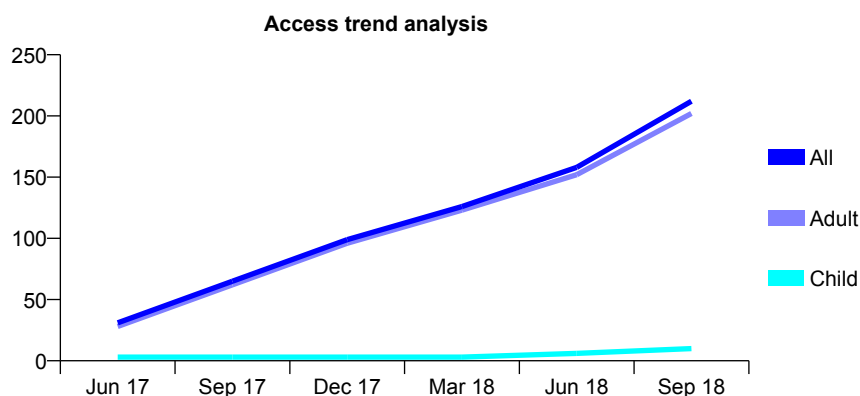
7A1 - Vital Signs At a Glance Contract Report for 100365/0000 - September 2018

Name or company name	Dr M Ramzan
Contract type name	PDS Contract
Purpose of contract	General
Contract start date	01/04/2017
Contract end date	30/09/2018

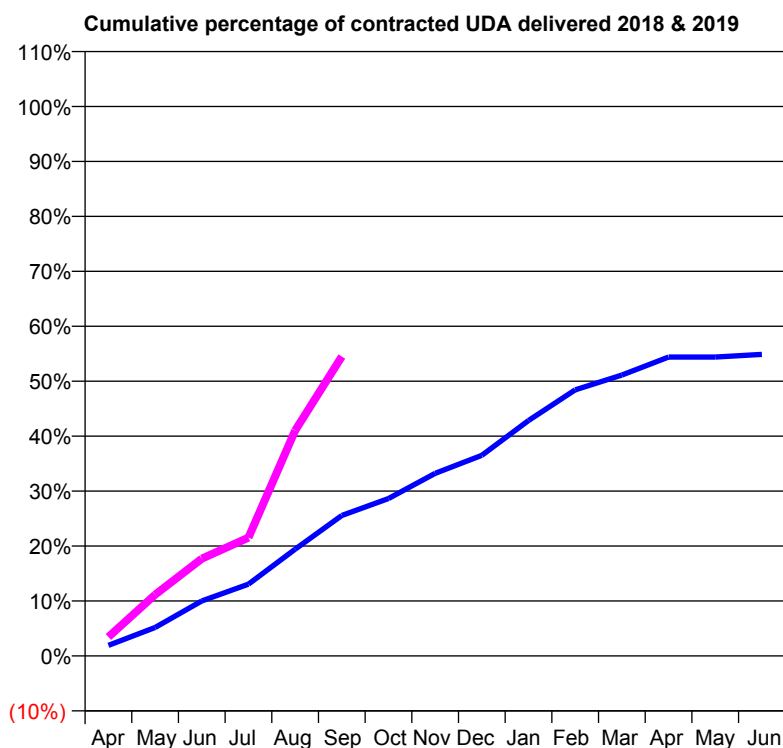
18/19 Contracted general activity (UDA)	312
Carry forward general activity (UDA)	0
18/19 Contracted orthodontic activity (UOA)	0
Carry forward orthodontic activity (UOA)	0
Baseline contract value	£12,078.68

ACCESS*

Patients seen in 24 months	Total	Change since previous quarter
Quarter ending September 2017	65	
Quarter ending December 2017	99	↑
Quarter ending March 2018	126	↑
Quarter ending June 2018	158	↑
Quarter ending September 2018	212	↑
Variance since September 2017	226.2%	↑



ACTIVITY



Month	Adjusted Scheduled Activity (UDA)	
	2018	2019
April	12	11
May	32	35
June	62	55
July	82	67
August	121	128
September	160	170
October	179	-
November	207	-
December	228	-
January	267	-
February	302	-
March	319	-
April	339	-
May	339	-
June	342	-

QUALITY

	Quantity	Base Number	Contract	LHB	Wales
% of FP17s for the same patient ID Re-attending within 3 months - Children	0	9	0.0%	7.7%	10.9%
% of FP17s for the same patient ID Re-attending within 3 months - Adults	2	151	1.3%	13.0%	15.6%
% of FP17s for the same patient ID Re-attending between 3 & 9 months - Children	0	9	0.0%	59.0%	59.4%
% of FP17s for the same patient ID Re-attending between 3 & 9 months - Adults	1	151	0.7%	54.5%	55.5%
% of FP17s for Band 1 Urgent Courses	140	142	98.6%	8.1%	8.9%
% of FP17s Relating to Free Repair or Replacements	0	142	0.0%	0.7%	0.7%
% of FP17s Relating to Continuations	0	142	0.0%	0.8%	0.7%
% of Patients satisfied with the dentistry they have received	1	2	N/A	94.3%	93.6%
% of Patients satisfied with the time they had to wait for an appointment	1	2	N/A	88.5%	88.1%

* This is based on patients treated on this contract for their most recent course of treatment. Figures in italics indicate the base number of FP17s or Patient Questionnaire responses are less than 100. N/A is shown where the base number of responses is less than 10 during the period. % is calculated as Quantity/Base number*100

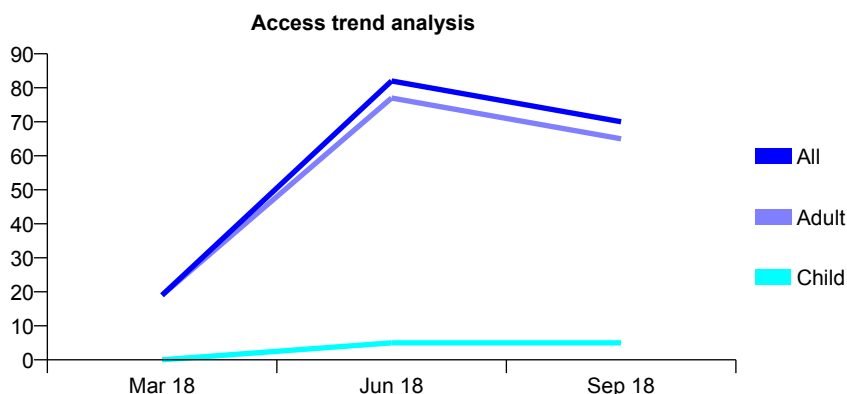
7A1 - Vital Signs At a Glance Contract Report for 100602/0000 - September 2018

Name or company name	D N Dental Limited
Contract type name	PDS Contract
Purpose of contract	General
Contract start date	07/03/2018
Contract end date	06/06/2018

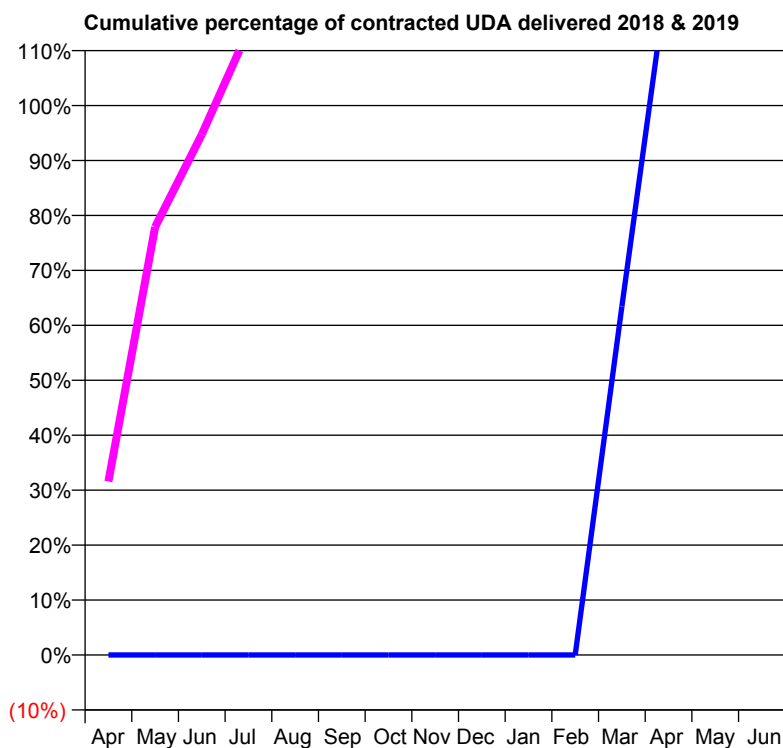
18/19 Contracted general activity (UDA)	95
Carry forward general activity (UDA)	0
18/19 Contracted orthodontic activity (UOA)	0
Carry forward orthodontic activity (UOA)	0
Baseline contract value	£4,428.81

ACCESS*

Patients seen in 24 months	Total	Change since previous quarter
Quarter ending September 2017	0	
Quarter ending December 2017	0	
Quarter ending March 2018	19	
Quarter ending June 2018	82	↑
Quarter ending September 2018	70	↓
Variance since September 2017	N/A	



ACTIVITY



Month	Adjusted Scheduled Activity (UDA)	
	2018	2019
April	0	30
May	0	74
June	0	90
July	0	108
August	0	108
September	0	108
October	0	
November	0	
December	0	
January	0	
February	0	
March	22	
April	44	
May	44	
June	44	

QUALITY

	Quantity	Base Number	Contract	LHB	Wales
% of FP17s for the same patient ID Re-attending within 3 months - Children	0	5	0.0%	7.7%	10.9%
% of FP17s for the same patient ID Re-attending within 3 months - Adults	3	104	2.9%	13.0%	15.6%
% of FP17s for the same patient ID Re-attending between 3 & 9 months - Children	0	5	0.0%	59.0%	59.4%
% of FP17s for the same patient ID Re-attending between 3 & 9 months - Adults	0	104	0.0%	54.5%	55.5%
% of FP17s for Band 1 Urgent Courses	85	91	93.4%	8.1%	8.9%
% of FP17s Relating to Free Repair or Replacements	0	91	0.0%	0.7%	0.7%
% of FP17s Relating to Continuations	0	91	0.0%	0.8%	0.7%
% of Patients satisfied with the dentistry they have received	0	0	N/A	94.3%	93.6%
% of Patients satisfied with the time they had to wait for an appointment	0	0	N/A	88.5%	88.1%

* This is based on patients treated on this contract for their most recent course of treatment. Figures in italics indicate the base number of FP17s or Patient Questionnaire responses are less than 100. N/A is shown where the base number of responses is less than 10 during the period. % is calculated as Quantity/Base number*100

7A1 - Vital Signs At a Glance Contract Report for 100714/0000 - September 2018


Name or company name	Estate of B V Owen
Contract type name	GDS Contract
Purpose of contract	General
Contract start date	14/05/2018
Contract end date	

18/19 Contracted general activity (UDA)	265
Carry forward general activity (UDA)	0
18/19 Contracted orthodontic activity (UOA)	0
Carry forward orthodontic activity (UOA)	0
Baseline contract value	£0.88

ACCESS*

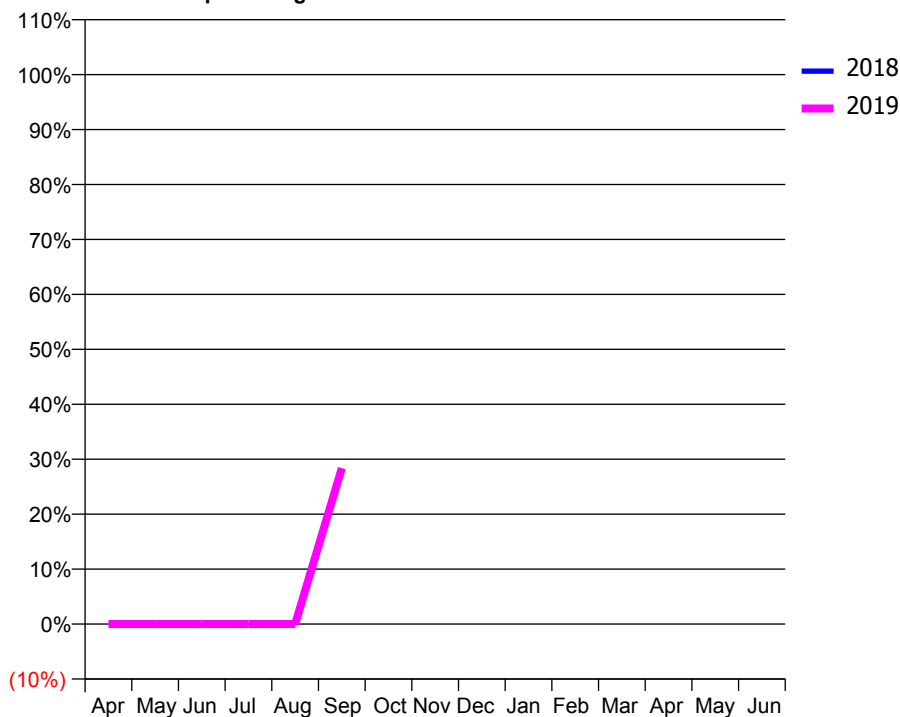
Patients seen in 24 months	Total	Change since previous quarter
Quarter ending September 2017	0	
Quarter ending December 2017	0	
Quarter ending March 2018	0	
Quarter ending June 2018	0	
Quarter ending September 2018	70	↑
Variance since September 2017	N/A	

Access trend analysis



ACTIVITY

Cumulative percentage of contracted UDA delivered 2018 & 2019



Adjusted Scheduled Activity (UDA)

Month	2018	2019
April	0	0
May	0	0
June	0	0
July	0	0
August	0	0
September	0	75
October	0	0
November	0	0
December	0	0
January	0	0
February	0	0
March	0	0
April	0	0
May	0	0
June	0	0

QUALITY

	Quantity	Base Number	Contract	LHB	Wales
% of FP17s for the same patient ID Re-attending within 3 months - Children	0	34	0.0%	7.7%	10.9%
% of FP17s for the same patient ID Re-attending within 3 months - Adults	0	16	0.0%	13.0%	15.6%
% of FP17s for the same patient ID Re-attending between 3 & 9 months - Children	0	34	0.0%	59.0%	59.4%
% of FP17s for the same patient ID Re-attending between 3 & 9 months - Adults	0	16	0.0%	54.5%	55.5%
% of FP17s for Band 1 Urgent Courses	1	50	2.0%	8.1%	8.9%
% of FP17s Relating to Free Repair or Replacements	0	50	0.0%	0.7%	0.7%
% of FP17s Relating to Continuations	0	50	0.0%	0.8%	0.7%
% of Patients satisfied with the dentistry they have received	0	0	N/A	94.3%	93.6%
% of Patients satisfied with the time they had to wait for an appointment	0	0	N/A	88.5%	88.1%

* This is based on patients treated on this contract for their most recent course of treatment. Figures in italics indicate the base number of FP17s or Patient Questionnaire responses are less than 100. N/A is shown where the base number of responses is less than 10 during the period. % is calculated as Quantity/Base number*100

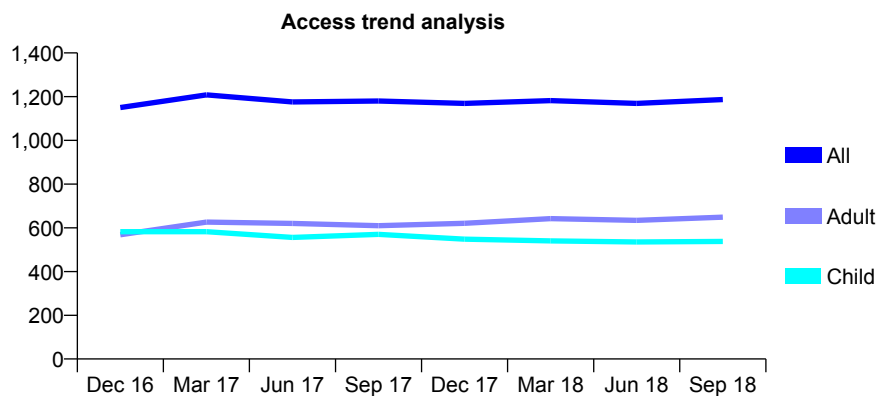
7A1 - Vital Signs At a Glance Contract Report for 101281/0086 - September 2018

Name or company name	OASIS DENTAL CARE LTD
Contract type name	GDS Contract
Purpose of contract	General
Contract start date	01/04/2006
Contract end date	

18/19 Contracted general activity (UDA)	3,000
Carry forward general activity (UDA)	63
18/19 Contracted orthodontic activity (UOA)	0
Carry forward orthodontic activity (UOA)	0
Baseline contract value	£73,205.41

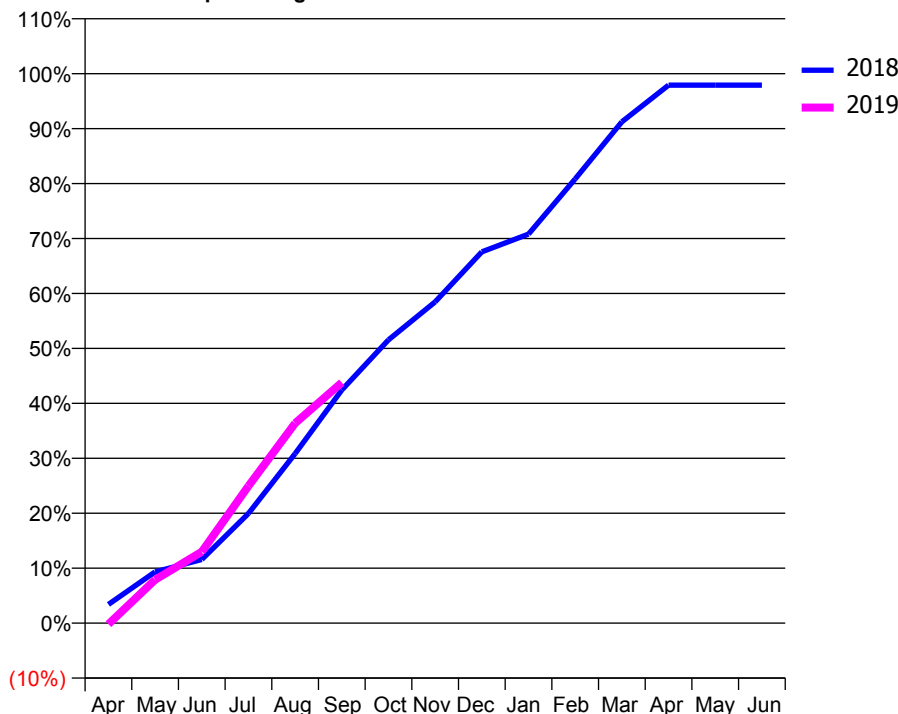
ACCESS*

Patients seen in 24 months	Total	Change since previous quarter
Quarter ending September 2017	1,180	
Quarter ending December 2017	1,169	→
Quarter ending March 2018	1,182	→
Quarter ending June 2018	1,169	↓
Quarter ending September 2018	1,187	→
Variance since September 2017	0.6%	→



ACTIVITY

Cumulative percentage of contracted UDA delivered 2018 & 2019



Adjusted Scheduled Activity (UDA)

Month	2018	2019
April	102	-6
May	280	237
June	347	390
July	599	749
August	926	1,092
September	1,273	1,314
October	1,546	
November	1,754	
December	2,027	
January	2,124	
February	2,425	
March	2,737	
April	2,937	
May	2,937	
June	2,937	

QUALITY

	Quantity	Base Number	Contract	LHB	Wales
% of FP17s for the same patient ID Re-attending within 3 months - Children	31	481	6.4%	7.7%	10.9%
% of FP17s for the same patient ID Re-attending within 3 months - Adults	88	510	17.3%	13.0%	15.6%
% of FP17s for the same patient ID Re-attending between 3 & 9 months - Children	329	481	68.4%	59.0%	59.4%
% of FP17s for the same patient ID Re-attending between 3 & 9 months - Adults	310	510	60.8%	54.5%	55.5%
% of FP17s for Band 1 Urgent Courses	50	893	5.6%	8.1%	8.9%
% of FP17s Relating to Free Repair or Replacements	1	893	0.1%	0.7%	0.7%
% of FP17s Relating to Continuations	3	893	0.3%	0.8%	0.7%
% of Patients satisfied with the dentistry they have received	2	2	N/A	94.3%	93.6%
% of Patients satisfied with the time they had to wait for an appointment	2	2	N/A	88.5%	88.1%

* This is based on patients treated on this contract for their most recent course of treatment. Figures in italics indicate the base number of FP17s or Patient Questionnaire responses are less than 100. N/A is shown where the base number of responses is less than 10 during the period. % is calculated as Quantity/Base number*100

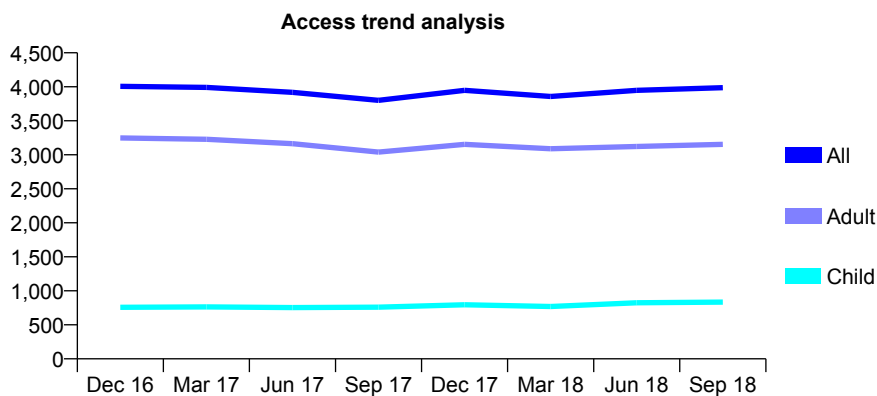
7A1 - Vital Signs At a Glance Contract Report for 101281/0116 - September 2018

Name or company name	OASIS DENTAL CARE LTD
Contract type name	GDS Contract
Purpose of contract	General
Contract start date	01/04/2006
Contract end date	

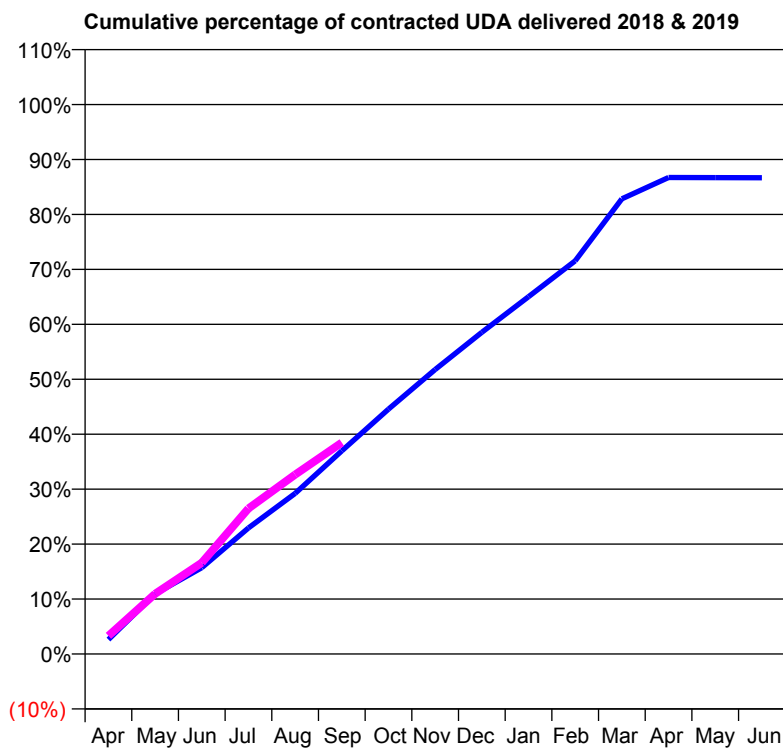
18/19 Contracted general activity (UDA)	15,000
Carry forward general activity (UDA)	0
18/19 Contracted orthodontic activity (UOA)	0
Carry forward orthodontic activity (UOA)	0
Baseline contract value	£358,336.80

ACCESS*

Patients seen in 24 months	Total	Change since previous quarter
Quarter ending September 2017	3,800	
Quarter ending December 2017	3,948	↑
Quarter ending March 2018	3,858	↓
Quarter ending June 2018	3,948	↑
Quarter ending September 2018	3,987	→
Variance since September 2017	4.9%	↑



ACTIVITY



Month	Adjusted Scheduled Activity (UDA)	
	2018	2019
April	354	496
May	1,476	1,643
June	2,121	2,493
July	3,097	3,972
August	3,946	4,897
September	4,991	5,772
October	6,016	
November	6,991	
December	7,902	
January	8,778	
February	9,658	
March	11,182	
April	11,706	
May	11,703	
June	11,702	

QUALITY

	Quantity	Base Number	Contract	LHB	Wales
% of FP17s for the same patient ID Re-attending within 3 months - Children	28	528	5.3%	7.7%	10.9%
% of FP17s for the same patient ID Re-attending within 3 months - Adults	308	2,234	13.8%	13.0%	15.6%
% of FP17s for the same patient ID Re-attending between 3 & 9 months - Children	219	528	41.5%	59.0%	59.4%
% of FP17s for the same patient ID Re-attending between 3 & 9 months - Adults	1,210	2,234	54.2%	54.5%	55.5%
% of FP17s for Band 1 Urgent Courses	227	2,562	8.9%	8.1%	8.9%
% of FP17s Relating to Free Repair or Replacements	32	2,562	1.2%	0.7%	0.7%
% of FP17s Relating to Continuations	40	2,562	1.6%	0.8%	0.7%
% of Patients satisfied with the dentistry they have received	4	4	N/A	94.3%	93.6%
% of Patients satisfied with the time they had to wait for an appointment	3	4	N/A	88.5%	88.1%

* This is based on patients treated on this contract for their most recent course of treatment. Figures in italics indicate the base number of FP17s or Patient Questionnaire responses are less than 100. N/A is shown where the base number of responses is less than 10 during the period. % is calculated as Quantity/Base number*100

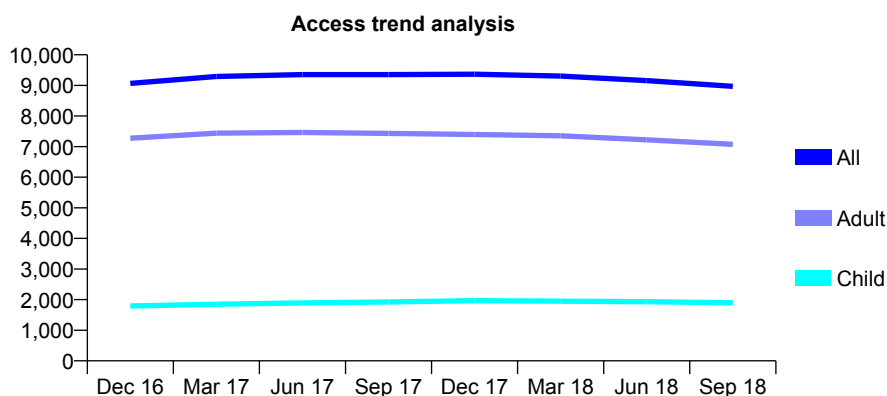
7A1 - Vital Signs At a Glance Contract Report for 101281/0133 - September 2018

Name or company name	OASIS DENTAL CARE LTD
Contract type name	GDS Contract
Purpose of contract	General
Contract start date	01/04/2006
Contract end date	

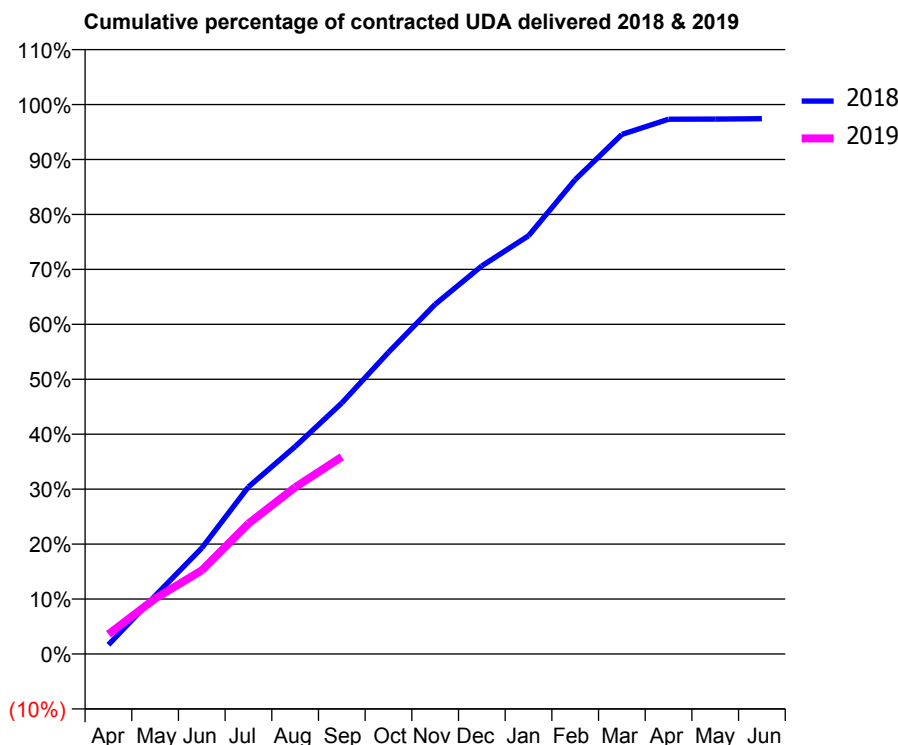
18/19 Contracted general activity (UDA)	33,740
Carry forward general activity (UDA)	-29
18/19 Contracted orthodontic activity (UOA)	0
Carry forward orthodontic activity (UOA)	0
Baseline contract value	£785,619.39

ACCESS*

Patients seen in 24 months	Total	Change since previous quarter
Quarter ending September 2017	9,353	
Quarter ending December 2017	9,365	→
Quarter ending March 2018	9,303	→
Quarter ending June 2018	9,156	↓
Quarter ending September 2018	8,971	↓
Variance since September 2017	(4.1%)	↓



ACTIVITY



Month	Adjusted Scheduled Activity (UDA)	
	2018	2019
April	567	1,216
May	3,572	3,398
June	6,503	5,138
July	10,265	8,016
August	12,734	10,241
September	15,417	12,108
October	18,526	
November	21,471	
December	23,832	
January	25,684	
February	29,131	
March	31,903	
April	32,840	
May	32,844	
June	32,872	

QUALITY

	Quantity	Base Number	Contract	LHB	Wales
% of FP17s for the same patient ID Re-attending within 3 months - Children	65	1,140	5.7%	7.7%	10.9%
% of FP17s for the same patient ID Re-attending within 3 months - Adults	569	4,281	13.3%	13.0%	15.6%
% of FP17s for the same patient ID Re-attending between 3 & 9 months - Children	625	1,140	54.8%	59.0%	59.4%
% of FP17s for the same patient ID Re-attending between 3 & 9 months - Adults	2,454	4,281	57.3%	54.5%	55.5%
% of FP17s for Band 1 Urgent Courses	329	5,027	6.5%	8.1%	8.9%
% of FP17s Relating to Free Repair or Replacements	35	5,027	0.7%	0.7%	0.7%
% of FP17s Relating to Continuations	73	5,027	1.5%	0.8%	0.7%
% of Patients satisfied with the dentistry they have received	15	17	88.2%	94.3%	93.6%
% of Patients satisfied with the time they had to wait for an appointment	15	17	88.2%	88.5%	88.1%

* This is based on patients treated on this contract for their most recent course of treatment. Figures in italics indicate the base number of FP17s or Patient Questionnaire responses are less than 100. N/A is shown where the base number of responses is less than 10 during the period. % is calculated as Quantity/Base number*100

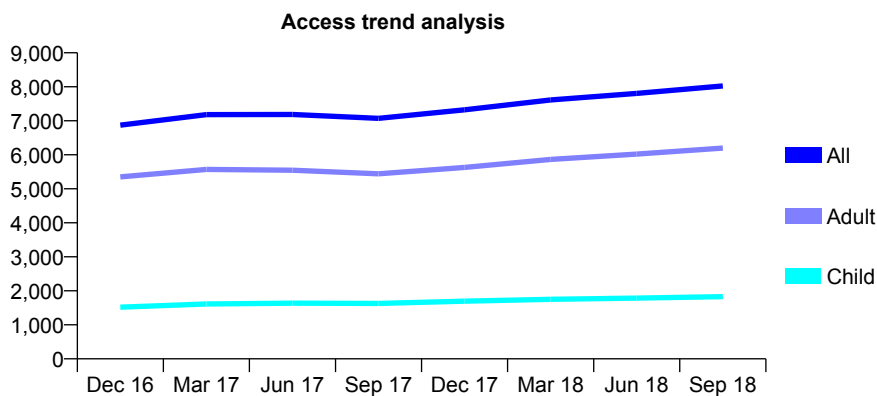
7A1 - Vital Signs At a Glance Contract Report for 101281/0144 - September 2018

Name or company name	OASIS DENTAL CARE LTD
Contract type name	GDS Contract
Purpose of contract	General
Contract start date	01/04/2006
Contract end date	

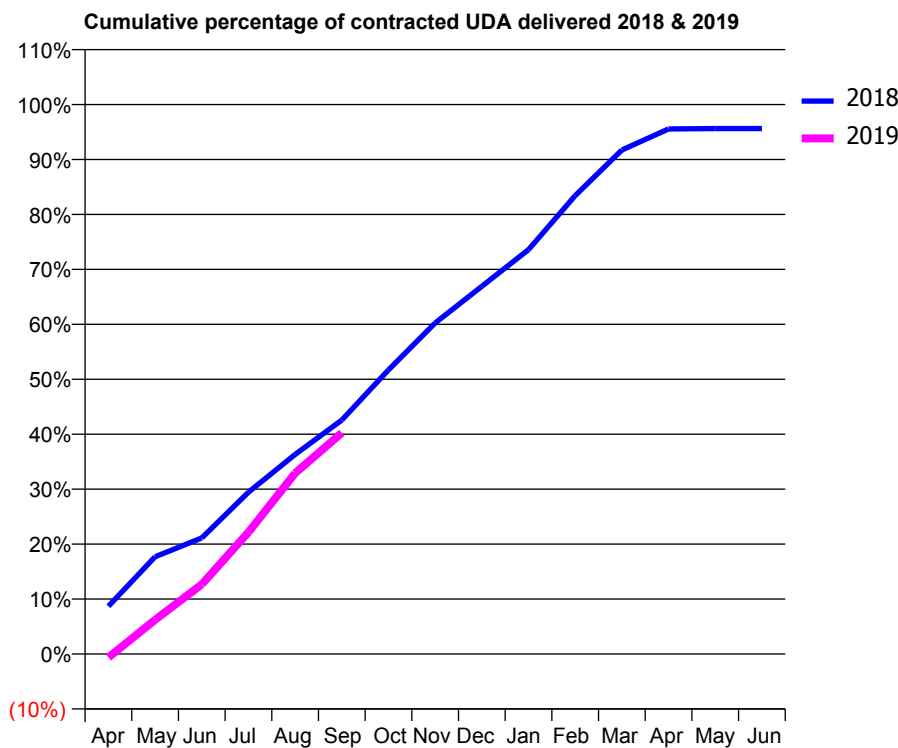
18/19 Contracted general activity (UDA)	24,126
Carry forward general activity (UDA)	1,057
18/19 Contracted orthodontic activity (UOA)	0
Carry forward orthodontic activity (UOA)	0
Baseline contract value	£563,639.18

ACCESS*

Patients seen in 24 months	Total	Change since previous quarter
Quarter ending September 2017	7,073	
Quarter ending December 2017	7,324	↑
Quarter ending March 2018	7,613	↑
Quarter ending June 2018	7,806	↑
Quarter ending September 2018	8,026	↑
Variance since September 2017	13.5%	↑



ACTIVITY



Month	Adjusted Scheduled Activity (UDA)	
	2018	2019
April	2,097	-157
May	4,273	1,501
June	5,099	3,058
July	7,104	5,346
August	8,763	7,940
September	10,273	9,708
October	12,473	
November	14,533	
December	16,146	
January	17,754	
February	20,123	
March	22,127	
April	23,054	
May	23,068	
June	23,069	

QUALITY

	Quantity	Base Number	Contract	LHB	Wales
% of FP17s for the same patient ID Re-attending within 3 months - Children	77	1,209	6.4%	7.7%	10.9%
% of FP17s for the same patient ID Re-attending within 3 months - Adults	529	4,487	11.8%	13.0%	15.6%
% of FP17s for the same patient ID Re-attending between 3 & 9 months - Children	662	1,209	54.8%	59.0%	59.4%
% of FP17s for the same patient ID Re-attending between 3 & 9 months - Adults	2,608	4,487	58.1%	54.5%	55.5%
% of FP17s for Band 1 Urgent Courses	308	5,273	5.8%	8.1%	8.9%
% of FP17s Relating to Free Repair or Replacements	48	5,273	0.9%	0.7%	0.7%
% of FP17s Relating to Continuations	35	5,273	0.7%	0.8%	0.7%
% of Patients satisfied with the dentistry they have received	9	9	N/A	94.3%	93.6%
% of Patients satisfied with the time they had to wait for an appointment	8	9	N/A	88.5%	88.1%

* This is based on patients treated on this contract for their most recent course of treatment. Figures in italics indicate the base number of FP17s or Patient Questionnaire responses are less than 100. N/A is shown where the base number of responses is less than 10 during the period. % is calculated as Quantity/Base number*100

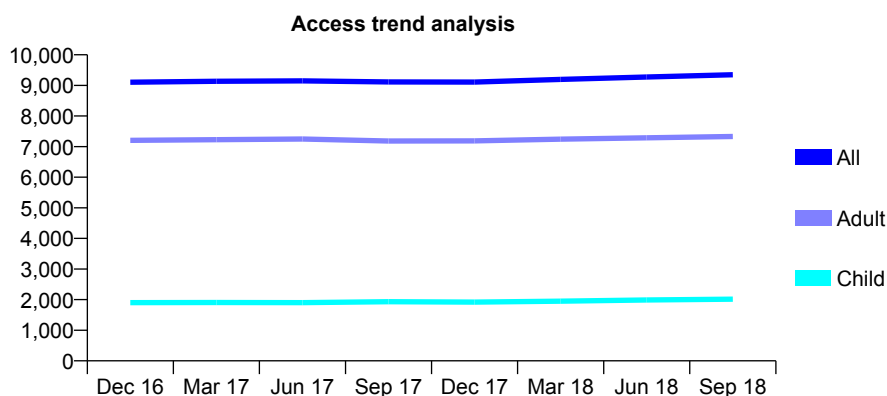
7A1 - Vital Signs At a Glance Contract Report for 101281/0152 - September 2018

Name or company name	OASIS DENTAL CARE LTD
Contract type name	GDS Contract
Purpose of contract	General
Contract start date	01/04/2006
Contract end date	

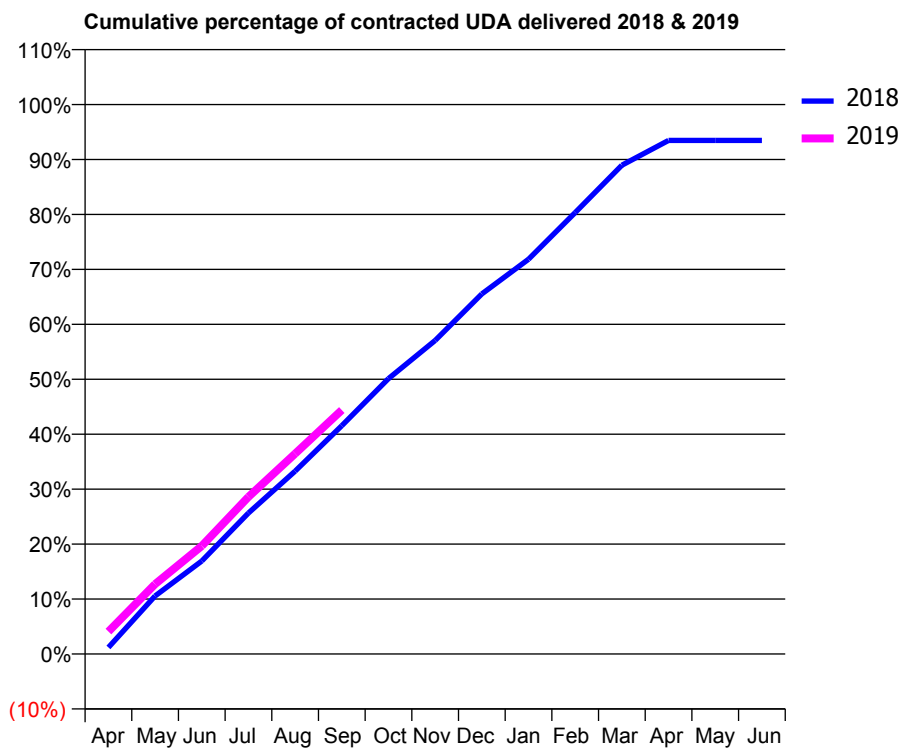
18/19 Contracted general activity (UDA)	25,000
Carry forward general activity (UDA)	0
18/19 Contracted orthodontic activity (UOA)	0
Carry forward orthodontic activity (UOA)	0
Baseline contract value	£582,245.56

ACCESS*

Patients seen in 24 months	Total	Change since previous quarter
Quarter ending September 2017	9,112	
Quarter ending December 2017	9,107	→
Quarter ending March 2018	9,196	→
Quarter ending June 2018	9,274	→
Quarter ending September 2018	9,350	→
Variance since September 2017	2.6%	↑



ACTIVITY



Month	Adjusted Scheduled Activity (UDA)	
	2018	2019
April	301	1,022
May	2,644	3,184
June	4,229	4,916
July	6,413	7,147
August	8,323	9,118
September	10,389	11,099
October	12,533	
November	14,265	
December	16,384	
January	17,961	
February	20,082	
March	22,239	
April	23,367	
May	23,368	
June	23,368	

QUALITY

	Quantity	Base Number	Contract	LHB	Wales
% of FP17s for the same patient ID Re-attending within 3 months - Children	111	1,562	7.1%	7.7%	10.9%
% of FP17s for the same patient ID Re-attending within 3 months - Adults	706	5,235	13.5%	13.0%	15.6%
% of FP17s for the same patient ID Re-attending between 3 & 9 months - Children	863	1,562	55.2%	59.0%	59.4%
% of FP17s for the same patient ID Re-attending between 3 & 9 months - Adults	2,479	5,235	47.4%	54.5%	55.5%
% of FP17s for Band 1 Urgent Courses	487	6,259	7.8%	8.1%	8.9%
% of FP17s Relating to Free Repair or Replacements	32	6,259	0.5%	0.7%	0.7%
% of FP17s Relating to Continuations	70	6,259	1.1%	0.8%	0.7%
% of Patients satisfied with the dentistry they have received	14	15	93.3%	94.3%	93.6%
% of Patients satisfied with the time they had to wait for an appointment	11	15	73.3%	88.5%	88.1%

* This is based on patients treated on this contract for their most recent course of treatment. Figures in italics indicate the base number of FP17s or Patient Questionnaire responses are less than 100. N/A is shown where the base number of responses is less than 10 during the period. % is calculated as Quantity/Base number*100

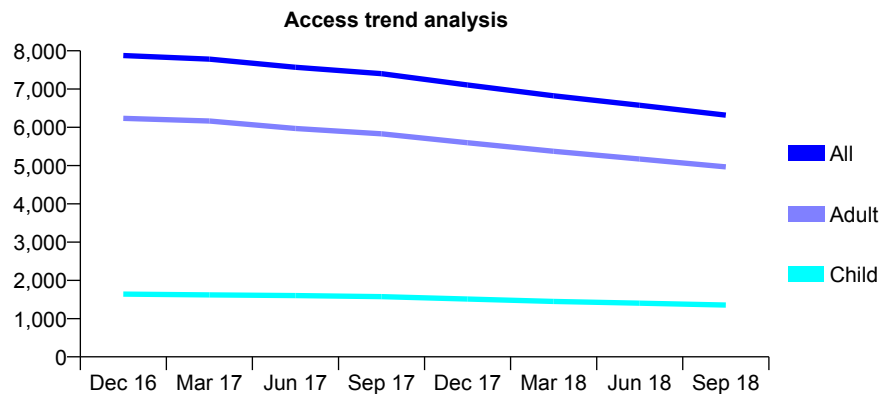
7A1 - Vital Signs At a Glance Contract Report for 101281/0153 - September 2018

Name or company name	OASIS DENTAL CARE LTD
Contract type name	GDS Contract
Purpose of contract	General
Contract start date	01/04/2006
Contract end date	

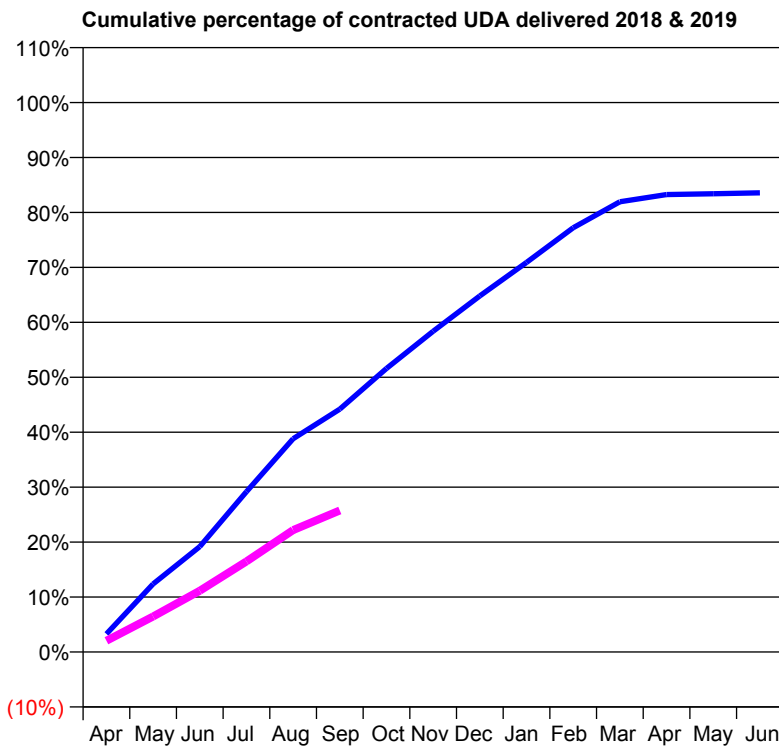
18/19 Contracted general activity (UDA)	27,508
Carry forward general activity (UDA)	0
18/19 Contracted orthodontic activity (UOA)	0
Carry forward orthodontic activity (UOA)	0
Baseline contract value	£642,528.15

ACCESS*

Patients seen in 24 months	Total	Change since previous quarter
Quarter ending September 2017	7,403	
Quarter ending December 2017	7,106	↓
Quarter ending March 2018	6,823	↓
Quarter ending June 2018	6,575	↓
Quarter ending September 2018	6,318	↓
Variance since September 2017	(14.7%)	↓



ACTIVITY



Month	Adjusted Scheduled Activity (UDA)	
	2018	2019
April	901	567
May	3,405	1,776
June	5,278	3,069
July	8,024	4,536
August	10,678	6,102
September	12,158	7,084
October	14,195	
November	16,060	
December	17,828	
January	19,500	
February	21,238	
March	22,536	
April	22,902	
May	22,940	
June	22,985	

QUALITY

	Quantity	Base Number	Contract	LHB	Wales
% of FP17s for the same patient ID Re-attending within 3 months - Children	49	738	6.6%	7.7%	10.9%
% of FP17s for the same patient ID Re-attending within 3 months - Adults	436	2,960	14.7%	13.0%	15.6%
% of FP17s for the same patient ID Re-attending between 3 & 9 months - Children	387	738	52.4%	59.0%	59.4%
% of FP17s for the same patient ID Re-attending between 3 & 9 months - Adults	1,729	2,960	58.4%	54.5%	55.5%
% of FP17s for Band 1 Urgent Courses	306	3,479	8.8%	8.1%	8.9%
% of FP17s Relating to Free Repair or Replacements	56	3,479	1.6%	0.7%	0.7%
% of FP17s Relating to Continuations	55	3,479	1.6%	0.8%	0.7%
% of Patients satisfied with the dentistry they have received	15	15	100.0%	94.3%	93.6%
% of Patients satisfied with the time they had to wait for an appointment	11	15	73.3%	88.5%	88.1%

* This is based on patients treated on this contract for their most recent course of treatment. Figures in italics indicate the base number of FP17s or Patient Questionnaire responses are less than 100. N/A is shown where the base number of responses is less than 10 during the period. % is calculated as Quantity/Base number*100

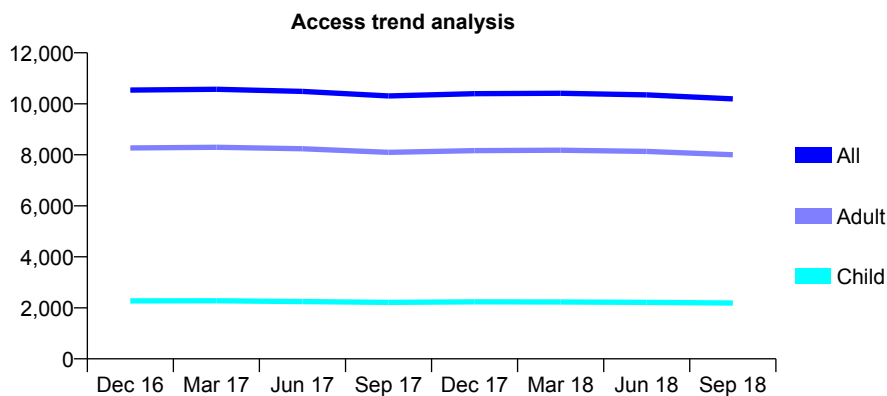
7A1 - Vital Signs At a Glance Contract Report for 101281/0154 - September 2018

Name or company name	OASIS DENTAL CARE LTD
Contract type name	GDS Contract
Purpose of contract	General
Contract start date	01/04/2006
Contract end date	

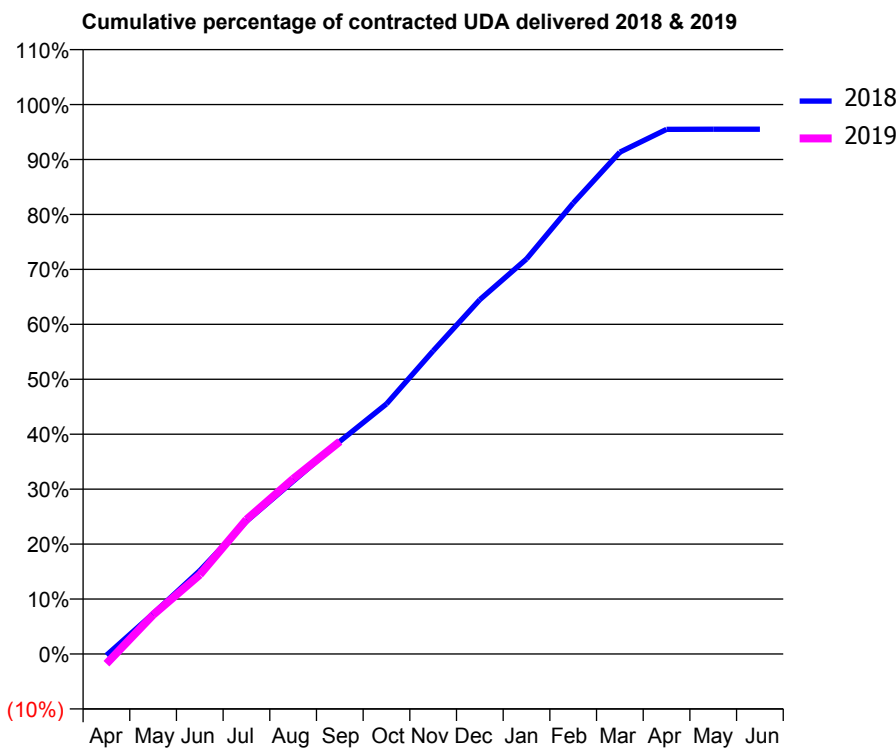
18/19 Contracted general activity (UDA)	35,277
Carry forward general activity (UDA)	1,585
18/19 Contracted orthodontic activity (UOA)	0
Carry forward orthodontic activity (UOA)	0
Baseline contract value	£821,419.31

ACCESS*

Patients seen in 24 months	Total	Change since previous quarter
Quarter ending September 2017	10,309	
Quarter ending December 2017	10,397	→
Quarter ending March 2018	10,412	→
Quarter ending June 2018	10,349	→
Quarter ending September 2018	10,191	↓
Variance since September 2017	(1.1%)	↓



ACTIVITY



Month	Adjusted Scheduled Activity (UDA)	
	2018	2019
April	-87	-625
May	2,587	2,515
June	5,356	5,090
July	8,521	8,634
August	11,094	11,241
September	13,648	13,642
October	16,057	
November	19,466	
December	22,753	
January	25,363	
February	28,947	
March	32,222	
April	33,680	
May	33,688	
June	33,692	

QUALITY

	Quantity	Base Number	Contract	LHB	Wales
% of FP17s for the same patient ID Re-attending within 3 months - Children	116	1,775	6.5%	7.7%	10.9%
% of FP17s for the same patient ID Re-attending within 3 months - Adults	938	6,437	14.6%	13.0%	15.6%
% of FP17s for the same patient ID Re-attending between 3 & 9 months - Children	1,152	1,775	64.9%	59.0%	59.4%
% of FP17s for the same patient ID Re-attending between 3 & 9 months - Adults	4,146	6,437	64.4%	54.5%	55.5%
% of FP17s for Band 1 Urgent Courses	549	7,569	7.3%	8.1%	8.9%
% of FP17s Relating to Free Repair or Replacements	74	7,569	1.0%	0.7%	0.7%
% of FP17s Relating to Continuations	110	7,569	1.5%	0.8%	0.7%
% of Patients satisfied with the dentistry they have received	24	25	96.0%	94.3%	93.6%
% of Patients satisfied with the time they had to wait for an appointment	21	25	84.0%	88.5%	88.1%

* This is based on patients treated on this contract for their most recent course of treatment. Figures in italics indicate the base number of FP17s or Patient Questionnaire responses are less than 100. N/A is shown where the base number of responses is less than 10 during the period. % is calculated as Quantity/Base number*100

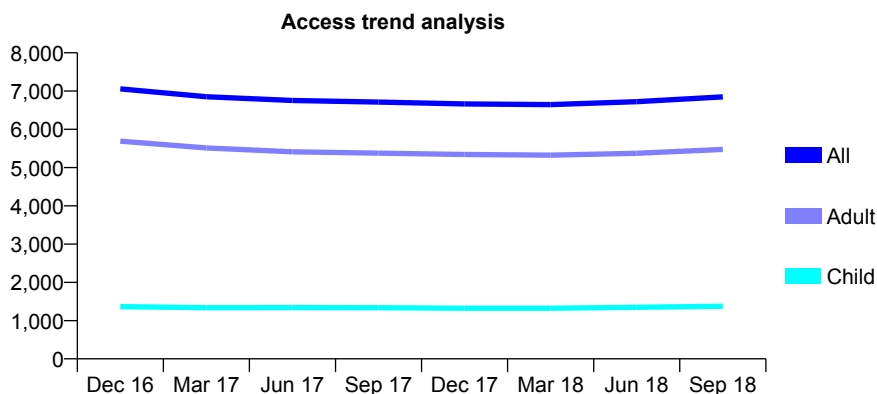
7A1 - Vital Signs At a Glance Contract Report for 101281/0156 - September 2018

Name or company name	OASIS DENTAL CARE LTD
Contract type name	GDS Contract
Purpose of contract	General
Contract start date	01/04/2006
Contract end date	

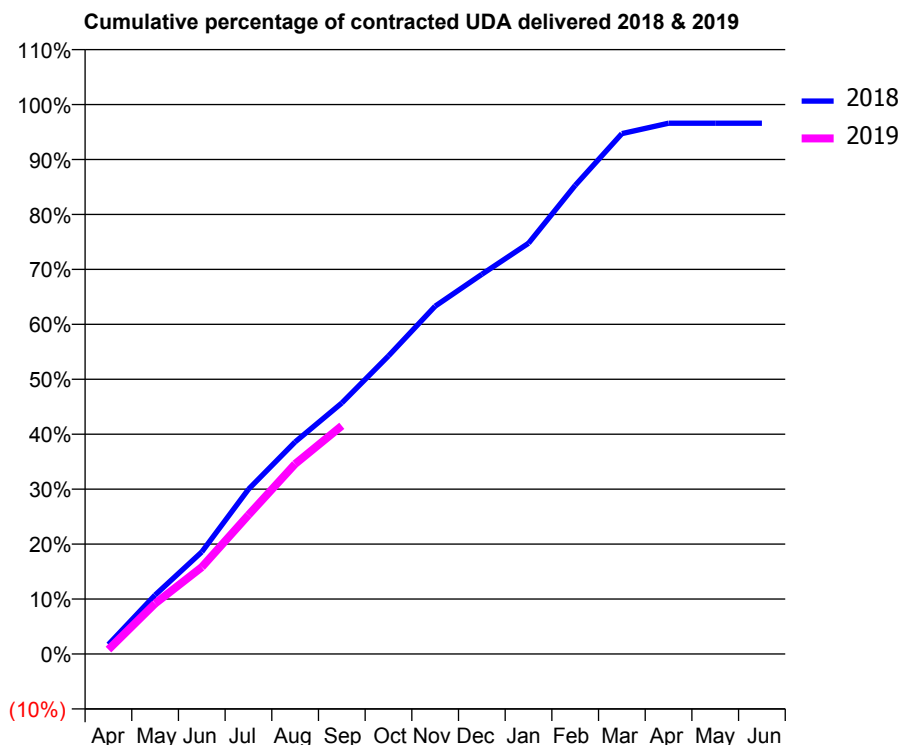
18/19 Contracted general activity (UDA)	25,000
Carry forward general activity (UDA)	853
18/19 Contracted orthodontic activity (UOA)	0
Carry forward orthodontic activity (UOA)	0
Baseline contract value	£597,228.00

ACCESS*

Patients seen in 24 months	Total	Change since previous quarter
Quarter ending September 2017	6,713	
Quarter ending December 2017	6,663	→
Quarter ending March 2018	6,646	→
Quarter ending June 2018	6,722	→
Quarter ending September 2018	6,848	→
Variance since September 2017	2.0%	↑



ACTIVITY



Month	Adjusted Scheduled Activity (UDA)	
	2018	2019
April	436	205
May	2,683	2,296
June	4,643	3,952
July	7,496	6,323
August	9,646	8,646
September	11,421	10,380
October	13,560	
November	15,825	
December	17,272	
January	18,690	
February	21,319	
March	23,676	
April	24,147	
May	24,147	
June	24,147	

QUALITY

	Quantity	Base Number	Contract	LHB	Wales
% of FP17s for the same patient ID Re-attending within 3 months - Children	56	1,156	4.8%	7.7%	10.9%
% of FP17s for the same patient ID Re-attending within 3 months - Adults	793	5,329	14.9%	13.0%	15.6%
% of FP17s for the same patient ID Re-attending between 3 & 9 months - Children	815	1,156	70.5%	59.0%	59.4%
% of FP17s for the same patient ID Re-attending between 3 & 9 months - Adults	3,625	5,329	68.0%	54.5%	55.5%
% of FP17s for Band 1 Urgent Courses	608	6,244	9.7%	8.1%	8.9%
% of FP17s Relating to Free Repair or Replacements	60	6,244	1.0%	0.7%	0.7%
% of FP17s Relating to Continuations	53	6,244	0.8%	0.8%	0.7%
% of Patients satisfied with the dentistry they have received	18	19	94.7%	94.3%	93.6%
% of Patients satisfied with the time they had to wait for an appointment	16	19	84.2%	88.5%	88.1%

* This is based on patients treated on this contract for their most recent course of treatment. Figures in italics indicate the base number of FP17s or Patient Questionnaire responses are less than 100. N/A is shown where the base number of responses is less than 10 during the period. % is calculated as Quantity/Base number*100

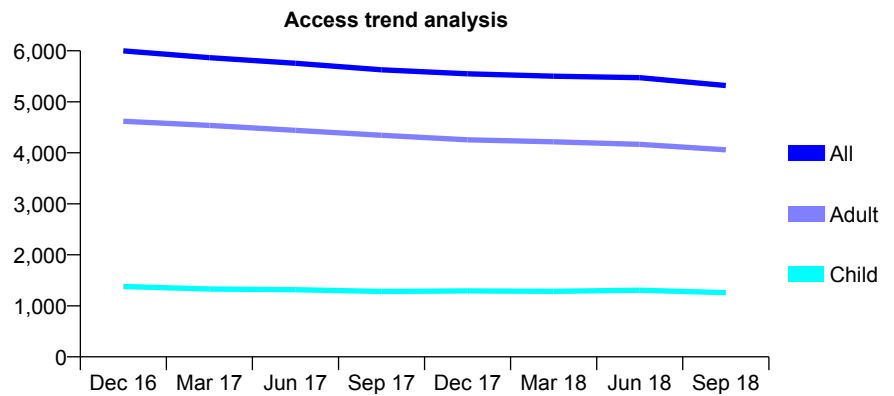
7A1 - Vital Signs At a Glance Contract Report for 101281/0157 - September 2018

Name or company name	OASIS DENTAL CARE LTD
Contract type name	GDS Contract
Purpose of contract	General
Contract start date	01/05/2006
Contract end date	

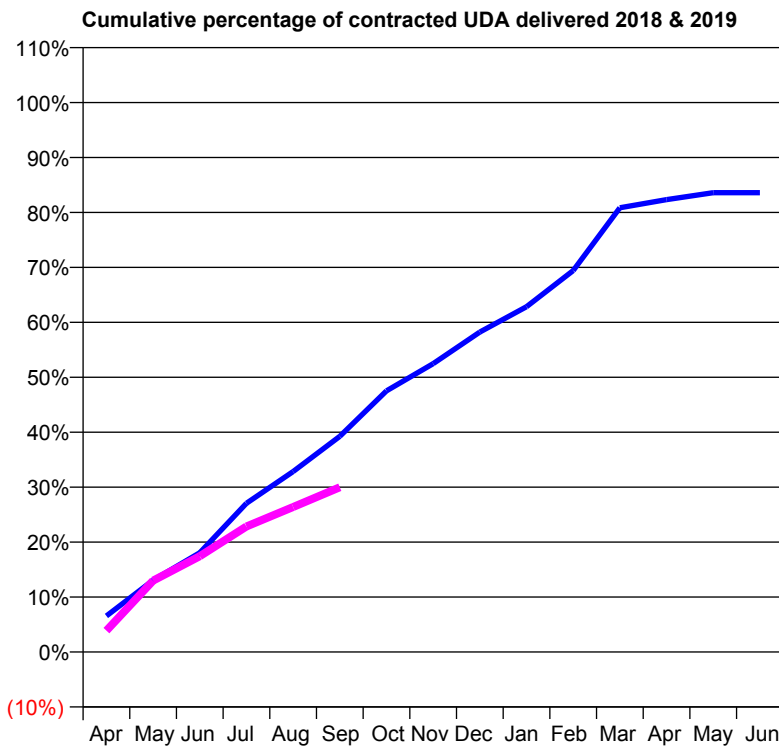
18/19 Contracted general activity (UDA)	20,000
Carry forward general activity (UDA)	0
18/19 Contracted orthodontic activity (UOA)	0
Carry forward orthodontic activity (UOA)	0
Baseline contract value	£477,782.40

ACCESS*

Patients seen in 24 months	Total	Change since previous quarter
Quarter ending September 2017	5,628	
Quarter ending December 2017	5,548	↓
Quarter ending March 2018	5,502	→
Quarter ending June 2018	5,473	→
Quarter ending September 2018	5,318	↓
Variance since September 2017	(5.5%)	↓



ACTIVITY



Month	Adjusted Scheduled Activity (UDA)	
	2018	2019
April	1,313	777
May	2,615	2,601
June	3,611	3,485
July	5,414	4,567
August	6,568	5,280
September	7,851	5,996
October	9,504	
November	10,495	
December	11,646	
January	12,566	
February	13,884	
March	16,171	
April	16,466	
May	16,718	
June	16,718	

QUALITY

	Quantity	Base Number	Contract	LHB	Wales
% of FP17s for the same patient ID Re-attending within 3 months - Children	37	710	5.2%	7.7%	10.9%
% of FP17s for the same patient ID Re-attending within 3 months - Adults	287	2,304	12.5%	13.0%	15.6%
% of FP17s for the same patient ID Re-attending between 3 & 9 months - Children	415	710	58.5%	59.0%	59.4%
% of FP17s for the same patient ID Re-attending between 3 & 9 months - Adults	1,072	2,304	46.5%	54.5%	55.5%
% of FP17s for Band 1 Urgent Courses	194	2,762	7.0%	8.1%	8.9%
% of FP17s Relating to Free Repair or Replacements	1	2,762	0.0%	0.7%	0.7%
% of FP17s Relating to Continuations	40	2,762	1.4%	0.8%	0.7%
% of Patients satisfied with the dentistry they have received	11	11	100.0%	94.3%	93.6%
% of Patients satisfied with the time they had to wait for an appointment	9	11	81.8%	88.5%	88.1%

* This is based on patients treated on this contract for their most recent course of treatment. Figures in italics indicate the base number of FP17s or Patient Questionnaire responses are less than 100. N/A is shown where the base number of responses is less than 10 during the period. % is calculated as Quantity/Base number*100

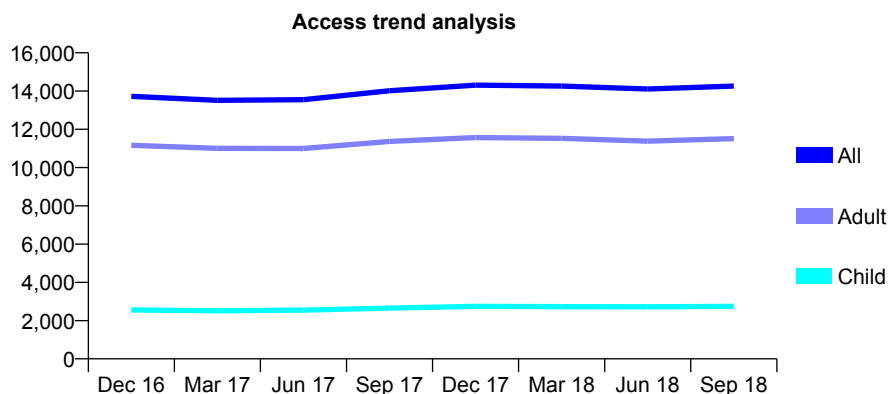
7A1 - Vital Signs At a Glance Contract Report for 101338/0037 - September 2018

Name or company name	Whitecross Dental Care Limited
Contract type name	GDS Contract
Purpose of contract	General
Contract start date	01/04/2006
Contract end date	

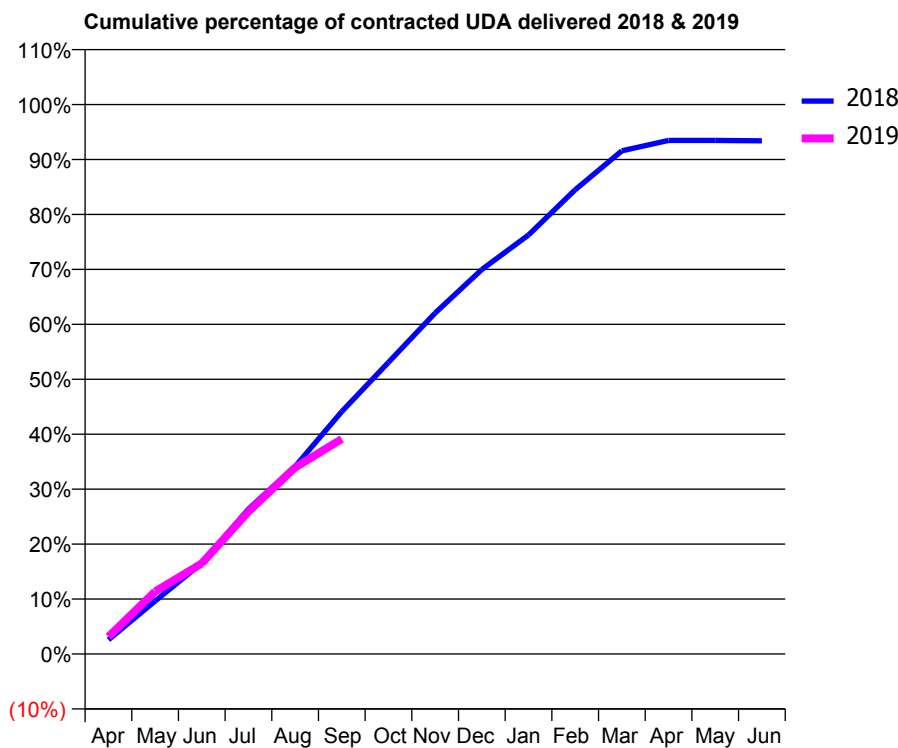
18/19 Contracted general activity (UDA)	48,695
Carry forward general activity (UDA)	0
18/19 Contracted orthodontic activity (UOA)	0
Carry forward orthodontic activity (UOA)	0
Baseline contract value	£1,343,050.55

ACCESS*

Patients seen in 24 months	Total	Change since previous quarter
Quarter ending September 2017	14,018	
Quarter ending December 2017	14,311	↑
Quarter ending March 2018	14,259	→
Quarter ending June 2018	14,104	↓
Quarter ending September 2018	14,259	→
Variance since September 2017	1.7%	→



ACTIVITY



Month	Adjusted Scheduled Activity (UDA)	
	2018	2019
April	1,257	1,531
May	4,697	5,538
June	8,051	8,030
July	12,855	12,617
August	16,618	16,529
September	21,483	19,055
October	25,853	
November	30,218	
December	34,071	
January	37,139	
February	41,146	
March	44,586	
April	45,516	
May	45,508	
June	45,480	

QUALITY

	Quantity	Base Number	Contract	LHB	Wales
% of FP17s for the same patient ID Re-attending within 3 months - Children	40	1,742	2.3%	7.7%	10.9%
% of FP17s for the same patient ID Re-attending within 3 months - Adults	479	7,647	6.3%	13.0%	15.6%
% of FP17s for the same patient ID Re-attending between 3 & 9 months - Children	1,017	1,742	58.4%	59.0%	59.4%
% of FP17s for the same patient ID Re-attending between 3 & 9 months - Adults	4,969	7,647	65.0%	54.5%	55.5%
% of FP17s for Band 1 Urgent Courses	227	8,995	2.5%	8.1%	8.9%
% of FP17s Relating to Free Repair or Replacements	53	8,995	0.6%	0.7%	0.7%
% of FP17s Relating to Continuations	46	8,995	0.5%	0.8%	0.7%
% of Patients satisfied with the dentistry they have received	19	23	82.6%	94.3%	93.6%
% of Patients satisfied with the time they had to wait for an appointment	20	23	87.0%	88.5%	88.1%

* This is based on patients treated on this contract for their most recent course of treatment. Figures in italics indicate the base number of FP17s or Patient Questionnaire responses are less than 100. N/A is shown where the base number of responses is less than 10 during the period. % is calculated as Quantity/Base number*100

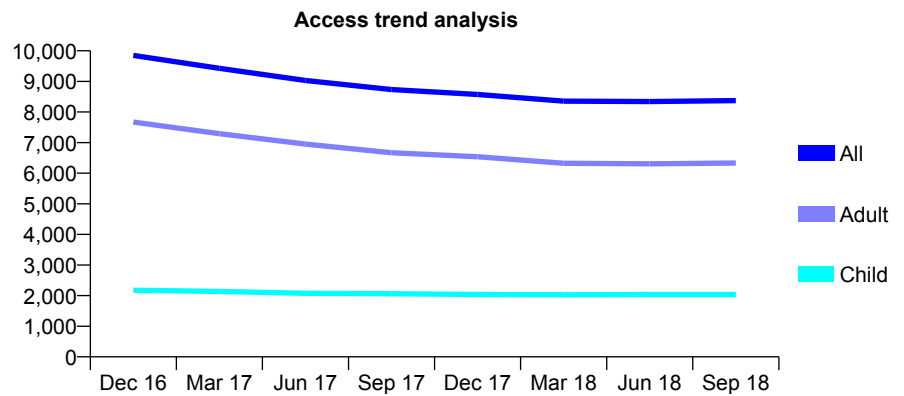
7A1 - Vital Signs At a Glance Contract Report for 101338/0041 - September 2018

Name or company name	Whitecross Dental Care Limited
Contract type name	GDS Contract
Purpose of contract	General
Contract start date	01/04/2006
Contract end date	

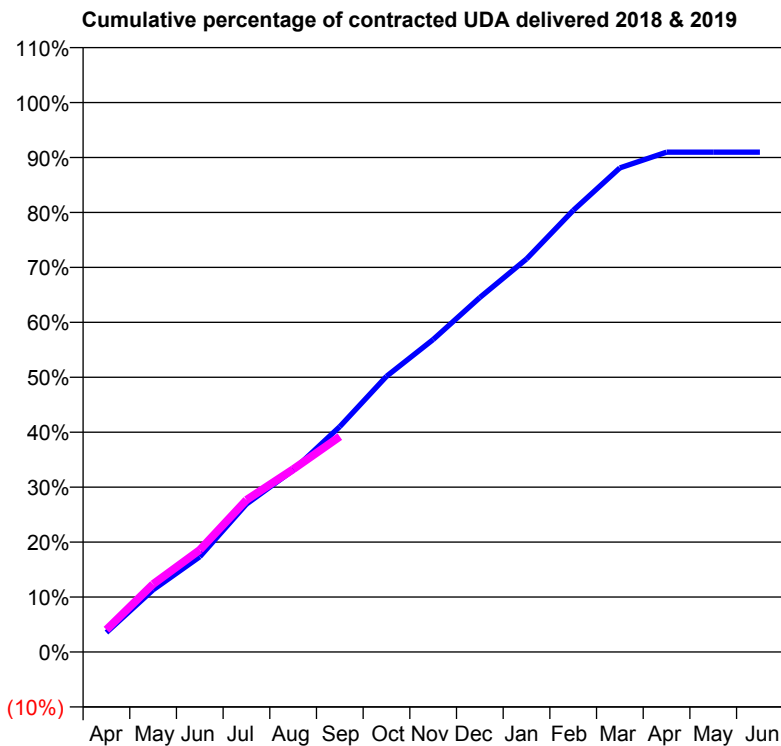
18/19 Contracted general activity (UDA)	27,000
Carry forward general activity (UDA)	0
18/19 Contracted orthodontic activity (UOA)	0
Carry forward orthodontic activity (UOA)	0
Baseline contract value	£646,380.00

ACCESS*

Patients seen in 24 months	Total	Change since previous quarter
Quarter ending September 2017	8,733	
Quarter ending December 2017	8,574	↓
Quarter ending March 2018	8,355	↓
Quarter ending June 2018	8,342	→
Quarter ending September 2018	8,373	→
Variance since September 2017	(4.1%)	↓



ACTIVITY



Month	Adjusted Scheduled Activity (UDA)	
	2018	2019
April	835	1,097
May	2,660	3,341
June	4,074	5,018
July	6,325	7,473
August	7,776	8,980
September	9,642	10,586
October	11,789	
November	13,363	
December	15,158	
January	16,807	
February	18,887	
March	20,704	
April	21,376	
May	21,376	
June	21,376	

QUALITY

	Quantity	Base Number	Contract	LHB	Wales
% of FP17s for the same patient ID Re-attending within 3 months - Children	66	1,190	5.5%	7.7%	10.9%
% of FP17s for the same patient ID Re-attending within 3 months - Adults	417	3,888	10.7%	13.0%	15.6%
% of FP17s for the same patient ID Re-attending between 3 & 9 months - Children	613	1,190	51.5%	59.0%	59.4%
% of FP17s for the same patient ID Re-attending between 3 & 9 months - Adults	1,818	3,888	46.8%	54.5%	55.5%
% of FP17s for Band 1 Urgent Courses	371	4,772	7.8%	8.1%	8.9%
% of FP17s Relating to Free Repair or Replacements	29	4,772	0.6%	0.7%	0.7%
% of FP17s Relating to Continuations	35	4,772	0.7%	0.8%	0.7%
% of Patients satisfied with the dentistry they have received	9	9	N/A	94.3%	93.6%
% of Patients satisfied with the time they had to wait for an appointment	9	9	N/A	88.5%	88.1%

* This is based on patients treated on this contract for their most recent course of treatment. Figures in italics indicate the base number of FP17s or Patient Questionnaire responses are less than 100. N/A is shown where the base number of responses is less than 10 during the period. % is calculated as Quantity/Base number*100

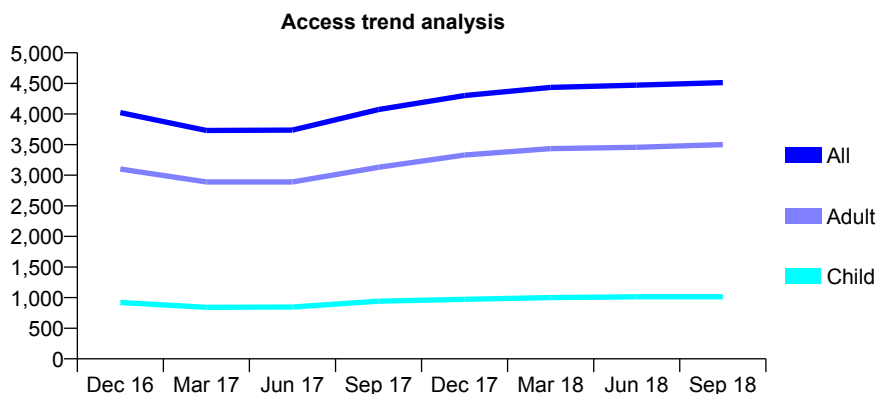
7A1 - Vital Signs At a Glance Contract Report for 101338/0146 - September 2018

Name or company name	Whitecross Dental Care Limited
Contract type name	GDS Contract
Purpose of contract	General
Contract start date	01/02/2013
Contract end date	

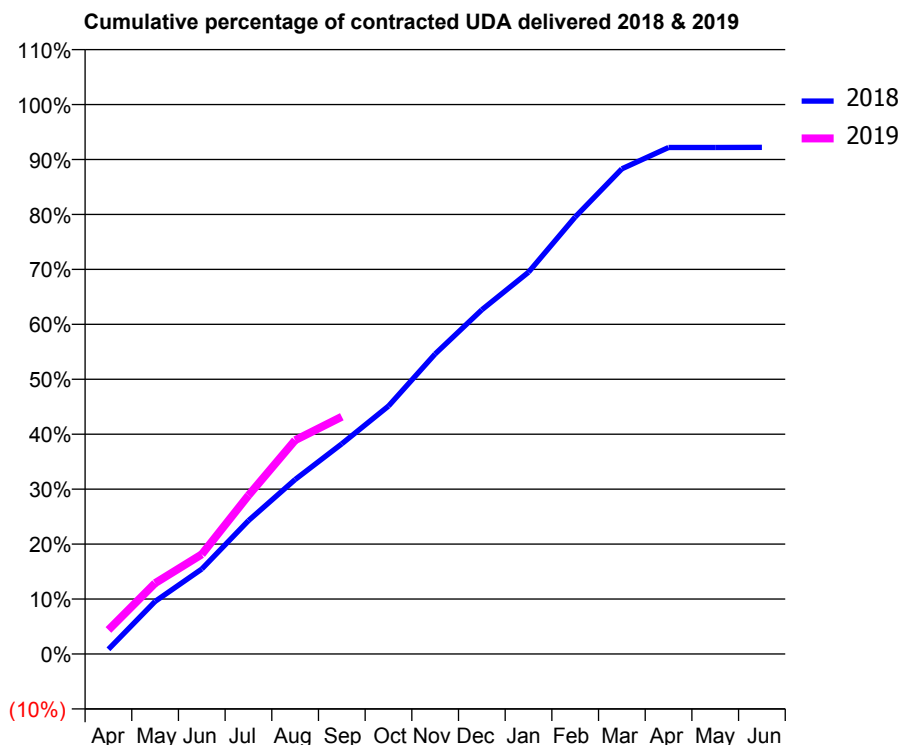
18/19 Contracted general activity (UDA)	15,000
Carry forward general activity (UDA)	0
18/19 Contracted orthodontic activity (UOA)	0
Carry forward orthodontic activity (UOA)	0
Baseline contract value	£377,315.05

ACCESS*

Patients seen in 24 months	Total	Change since previous quarter
Quarter ending September 2017	4,073	
Quarter ending December 2017	4,302	↑
Quarter ending March 2018	4,434	↑
Quarter ending June 2018	4,471	→
Quarter ending September 2018	4,513	→
Variance since September 2017	10.8%	↑



ACTIVITY



Month	Adjusted Scheduled Activity (UDA)	
	2018	2019
April	128	659
May	1,435	1,936
June	2,322	2,722
July	3,641	4,328
August	4,763	5,839
September	5,740	6,478
October	6,767	
November	8,193	
December	9,396	
January	10,422	
February	11,931	
March	13,245	
April	13,828	
May	13,828	
June	13,829	

QUALITY

	Quantity	Base Number	Contract	LHB	Wales
% of FP17s for the same patient ID Re-attending within 3 months - Children	40	728	5.5%	7.7%	10.9%
% of FP17s for the same patient ID Re-attending within 3 months - Adults	250	2,414	10.4%	13.0%	15.6%
% of FP17s for the same patient ID Re-attending between 3 & 9 months - Children	384	728	52.7%	59.0%	59.4%
% of FP17s for the same patient ID Re-attending between 3 & 9 months - Adults	1,273	2,414	52.7%	54.5%	55.5%
% of FP17s for Band 1 Urgent Courses	140	2,903	4.8%	8.1%	8.9%
% of FP17s Relating to Free Repair or Replacements	17	2,903	0.6%	0.7%	0.7%
% of FP17s Relating to Continuations	36	2,903	1.2%	0.8%	0.7%
% of Patients satisfied with the dentistry they have received	19	21	90.5%	94.3%	93.6%
% of Patients satisfied with the time they had to wait for an appointment	16	21	76.2%	88.5%	88.1%

* This is based on patients treated on this contract for their most recent course of treatment. Figures in italics indicate the base number of FP17s or Patient Questionnaire responses are less than 100. N/A is shown where the base number of responses is less than 10 during the period. % is calculated as Quantity/Base number*100

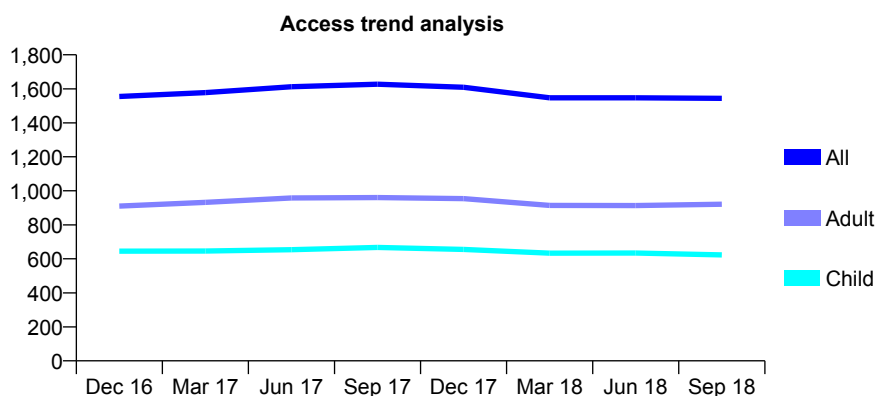
7A1 - Vital Signs At a Glance Contract Report for 102865/0001 - September 2018

Name or company name	C Hancock & DI Jones
Contract type name	GDS Contract
Purpose of contract	General
Contract start date	01/07/2013
Contract end date	

18/19 Contracted general activity (UDA)	3,350
Carry forward general activity (UDA)	34
18/19 Contracted orthodontic activity (UOA)	0
Carry forward orthodontic activity (UOA)	0
Baseline contract value	£79,841.63

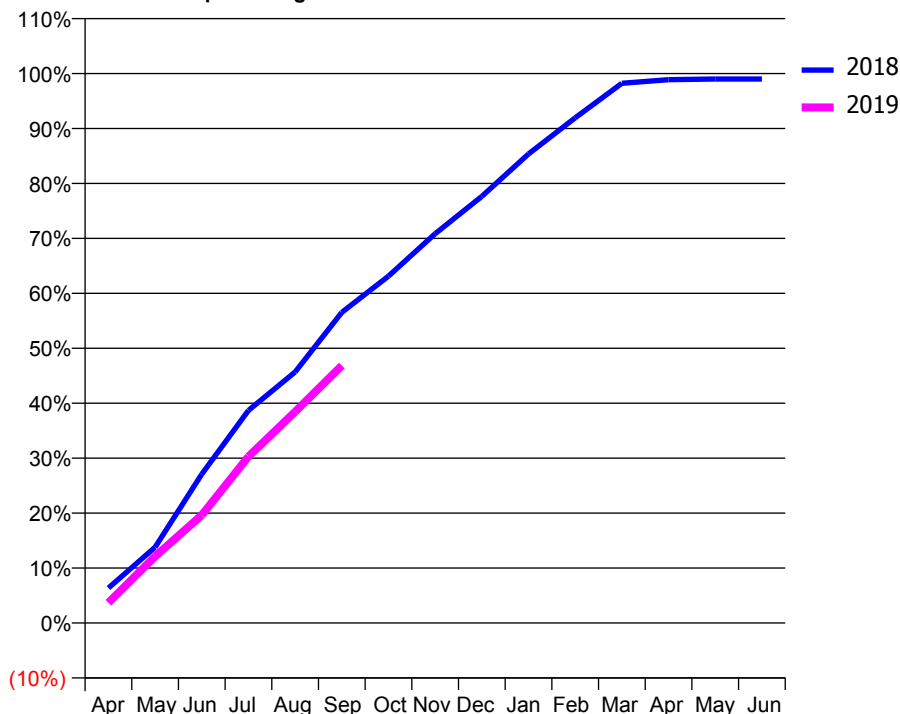
ACCESS*

Patients seen in 24 months	Total	Change since previous quarter
Quarter ending September 2017	1,627	
Quarter ending December 2017	1,609	↓
Quarter ending March 2018	1,547	↓
Quarter ending June 2018	1,547	→
Quarter ending September 2018	1,544	→
Variance since September 2017	(5.1%)	↓



ACTIVITY

Cumulative percentage of contracted UDA delivered 2018 & 2019



Adjusted Scheduled Activity (UDA)

Month	2018	2019
April	213	124
May	462	406
June	908	658
July	1,296	1,015
August	1,530	1,288
September	1,894	1,569
October	2,115	
November	2,373	
December	2,601	
January	2,860	
February	3,080	
March	3,290	
April	3,312	
May	3,316	
June	3,316	

QUALITY

	Quantity	Base Number	Contract	LHB	Wales
% of FP17s for the same patient ID Re-attending within 3 months - Children	21	512	4.1%	7.7%	10.9%
% of FP17s for the same patient ID Re-attending within 3 months - Adults	40	569	7.0%	13.0%	15.6%
% of FP17s for the same patient ID Re-attending between 3 & 9 months - Children	293	512	57.2%	59.0%	59.4%
% of FP17s for the same patient ID Re-attending between 3 & 9 months - Adults	207	569	36.4%	54.5%	55.5%
% of FP17s for Band 1 Urgent Courses	66	1,064	6.2%	8.1%	8.9%
% of FP17s Relating to Free Repair or Replacements	0	1,064	0.0%	0.7%	0.7%
% of FP17s Relating to Continuations	3	1,064	0.3%	0.8%	0.7%
% of Patients satisfied with the dentistry they have received	1	1	N/A	94.3%	93.6%
% of Patients satisfied with the time they had to wait for an appointment	1	1	N/A	88.5%	88.1%

* This is based on patients treated on this contract for their most recent course of treatment. Figures in italics indicate the base number of FP17s or Patient Questionnaire responses are less than 100. N/A is shown where the base number of responses is less than 10 during the period. % is calculated as Quantity/Base number*100

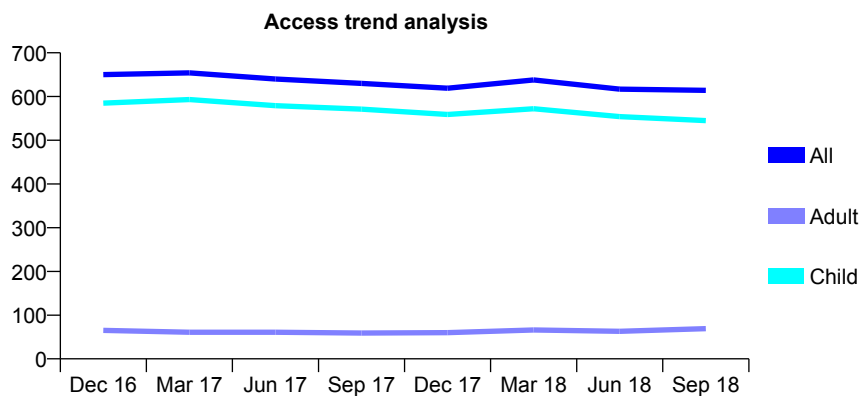
7A1 - Vital Signs At a Glance Contract Report for 107301/0001 - September 2018

Name or company name	Randell & Quail
Contract type name	GDS Contract
Purpose of contract	General
Contract start date	02/04/2006
Contract end date	

18/19 Contracted general activity (UDA)	1,399
Carry forward general activity (UDA)	0
18/19 Contracted orthodontic activity (UOA)	0
Carry forward orthodontic activity (UOA)	0
Baseline contract value	£32,078.03

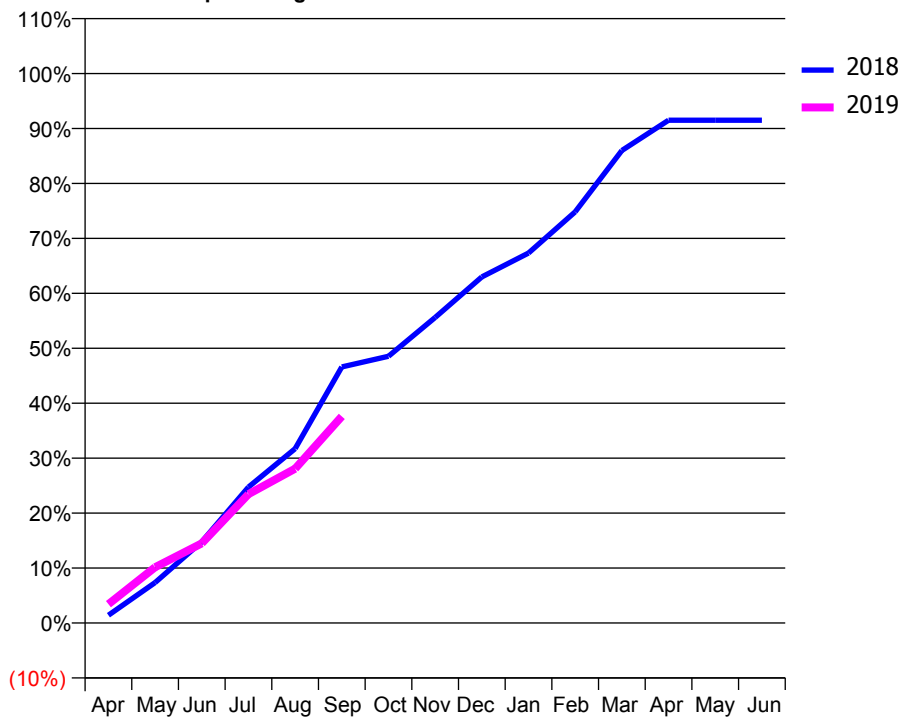
ACCESS*

Patients seen in 24 months	Total	Change since previous quarter
Quarter ending September 2017	630	
Quarter ending December 2017	619	↓
Quarter ending March 2018	638	↑
Quarter ending June 2018	617	↓
Quarter ending September 2018	614	→
Variance since September 2017	(2.5%)	↓



ACTIVITY

Cumulative percentage of contracted UDA delivered 2018 & 2019



Adjusted Scheduled Activity (UDA)

Month	2018	2019
April	20	48
May	103	142
June	207	203
July	346	328
August	444	393
September	652	526
October	679	
November	778	
December	881	
January	942	
February	1,047	
March	1,203	
April	1,280	
May	1,280	
June	1,280	

QUALITY

	Quantity	Base Number	Contract	LHB	Wales
% of FP17s for the same patient ID Re-attending within 3 months - Children	45	442	10.2%	7.7%	10.9%
% of FP17s for the same patient ID Re-attending within 3 months - Adults	0	19	0.0%	13.0%	15.6%
% of FP17s for the same patient ID Re-attending between 3 & 9 months - Children	273	442	61.8%	59.0%	59.4%
% of FP17s for the same patient ID Re-attending between 3 & 9 months - Adults	13	19	68.4%	54.5%	55.5%
% of FP17s for Band 1 Urgent Courses	0	403	0.0%	8.1%	8.9%
% of FP17s Relating to Free Repair or Replacements	0	403	0.0%	0.7%	0.7%
% of FP17s Relating to Continuations	0	403	0.0%	0.8%	0.7%
% of Patients satisfied with the dentistry they have received	0	0	N/A	94.3%	93.6%
% of Patients satisfied with the time they had to wait for an appointment	0	0	N/A	88.5%	88.1%

* This is based on patients treated on this contract for their most recent course of treatment. Figures in italics indicate the base number of FP17s or Patient Questionnaire responses are less than 100. N/A is shown where the base number of responses is less than 10 during the period. % is calculated as Quantity/Base number*100

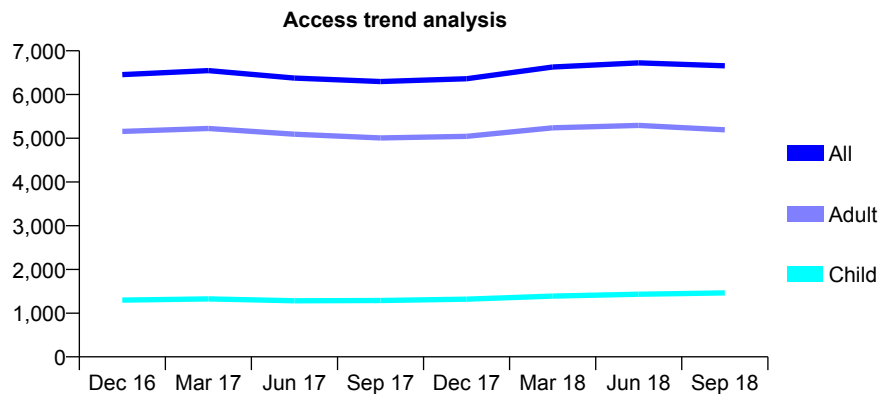
7A1 - Vital Signs At a Glance Contract Report for 112488/0002 - September 2018

Name or company name	Integrated Dental Holdings
Contract type name	GDS Contract
Purpose of contract	General
Contract start date	10/05/2007
Contract end date	

18/19 Contracted general activity (UDA)	20,250
Carry forward general activity (UDA)	0
18/19 Contracted orthodontic activity (UOA)	0
Carry forward orthodontic activity (UOA)	0
Baseline contract value	£471,511.35

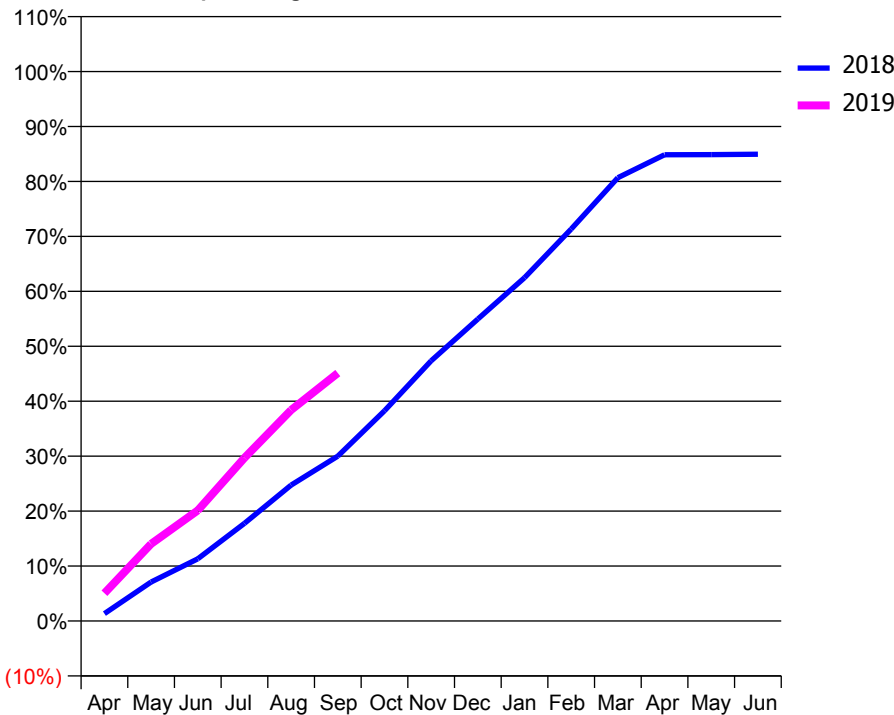
ACCESS*

Patients seen in 24 months	Total	Change since previous quarter
Quarter ending September 2017	6,296	
Quarter ending December 2017	6,362	→
Quarter ending March 2018	6,630	↑
Quarter ending June 2018	6,725	→
Quarter ending September 2018	6,656	↓
Variance since September 2017	5.7%	↑



ACTIVITY

Cumulative percentage of contracted UDA delivered 2018 & 2019



Month	Adjusted Scheduled Activity (UDA)	
	2018	2019
April	272	1,024
May	1,437	2,845
June	2,290	4,074
July	3,602	6,010
August	5,009	7,777
September	6,074	9,138
October	7,747	
November	9,589	
December	11,127	
January	12,653	
February	14,447	
March	16,339	
April	17,184	
May	17,188	
June	17,202	

QUALITY

	Quantity	Base Number	Contract	LHB	Wales
% of FP17s for the same patient ID Re-attending within 3 months - Children	45	1,056	4.3%	7.7%	10.9%
% of FP17s for the same patient ID Re-attending within 3 months - Adults	343	3,806	9.0%	13.0%	15.6%
% of FP17s for the same patient ID Re-attending between 3 & 9 months - Children	586	1,056	55.5%	59.0%	59.4%
% of FP17s for the same patient ID Re-attending between 3 & 9 months - Adults	2,174	3,806	57.1%	54.5%	55.5%
% of FP17s for Band 1 Urgent Courses	204	4,467	4.6%	8.1%	8.9%
% of FP17s Relating to Free Repair or Replacements	25	4,467	0.6%	0.7%	0.7%
% of FP17s Relating to Continuations	64	4,467	1.4%	0.8%	0.7%
% of Patients satisfied with the dentistry they have received	9	9	N/A	94.3%	93.6%
% of Patients satisfied with the time they had to wait for an appointment	7	9	N/A	88.5%	88.1%

* This is based on patients treated on this contract for their most recent course of treatment. Figures in italics indicate the base number of FP17s or Patient Questionnaire responses are less than 100. N/A is shown where the base number of responses is less than 10 during the period. % is calculated as Quantity/Base number*100

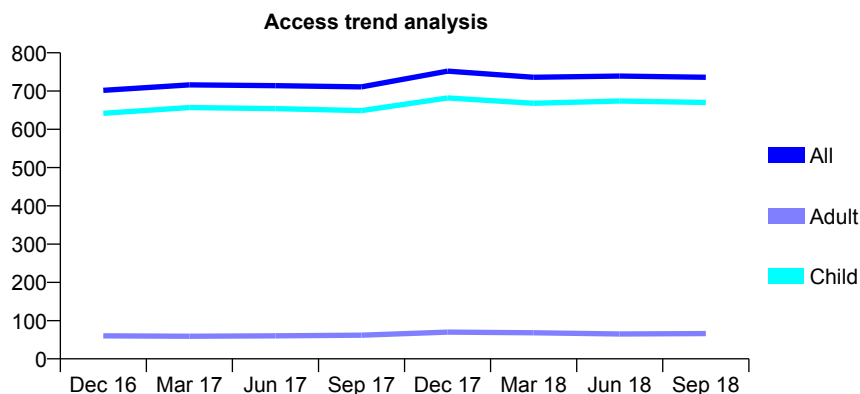
7A1 - Vital Signs At a Glance Contract Report for 114219/0001 - September 2018

Name or company name	Mr J Brandon
Contract type name	GDS Contract
Purpose of contract	General
Contract start date	18/01/2013
Contract end date	

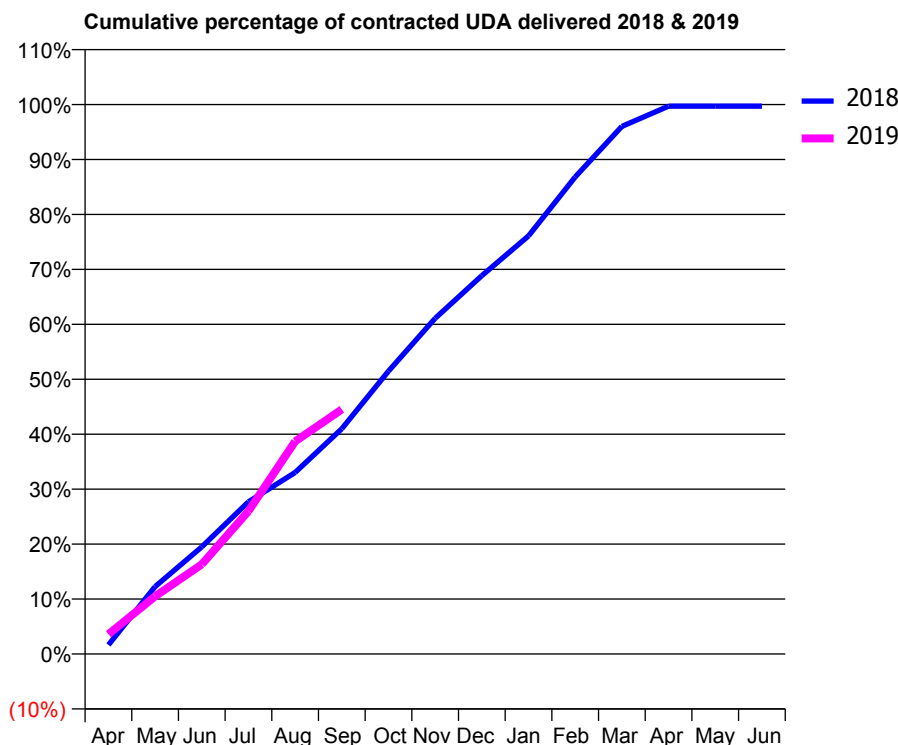
18/19 Contracted general activity (UDA)	1,220
Carry forward general activity (UDA)	8
18/19 Contracted orthodontic activity (UOA)	0
Carry forward orthodontic activity (UOA)	0
Baseline contract value	£28,729.76

ACCESS*

Patients seen in 24 months	Total	Change since previous quarter
Quarter ending September 2017	711	
Quarter ending December 2017	752	↑
Quarter ending March 2018	736	↓
Quarter ending June 2018	739	→
Quarter ending September 2018	736	→
Variance since September 2017	3.5%	↑



ACTIVITY



Month	Adjusted Scheduled Activity (UDA)	
	2018	2019
April	20	44
May	150	128
June	238	199
July	338	317
August	403	472
September	500	543
October	628	
November	745	
December	840	
January	928	
February	1,059	
March	1,171	
April	1,216	
May	1,216	
June	1,216	

QUALITY

	Quantity	Base Number	Contract	LHB	Wales
% of FP17s for the same patient ID Re-attending within 3 months - Children	41	456	9.0%	7.7%	10.9%
% of FP17s for the same patient ID Re-attending within 3 months - Adults	0	0	N/A	13.0%	15.6%
% of FP17s for the same patient ID Re-attending between 3 & 9 months - Children	246	456	53.9%	59.0%	59.4%
% of FP17s for the same patient ID Re-attending between 3 & 9 months - Adults	0	0	N/A	54.5%	55.5%
% of FP17s for Band 1 Urgent Courses	1	423	0.2%	8.1%	8.9%
% of FP17s Relating to Free Repair or Replacements	0	423	0.0%	0.7%	0.7%
% of FP17s Relating to Continuations	12	423	2.8%	0.8%	0.7%
% of Patients satisfied with the dentistry they have received	0	0	N/A	94.3%	93.6%
% of Patients satisfied with the time they had to wait for an appointment	0	0	N/A	88.5%	88.1%

* This is based on patients treated on this contract for their most recent course of treatment. Figures in italics indicate the base number of FP17s or Patient Questionnaire responses are less than 100. N/A is shown where the base number of responses is less than 10 during the period. % is calculated as Quantity/Base number*100

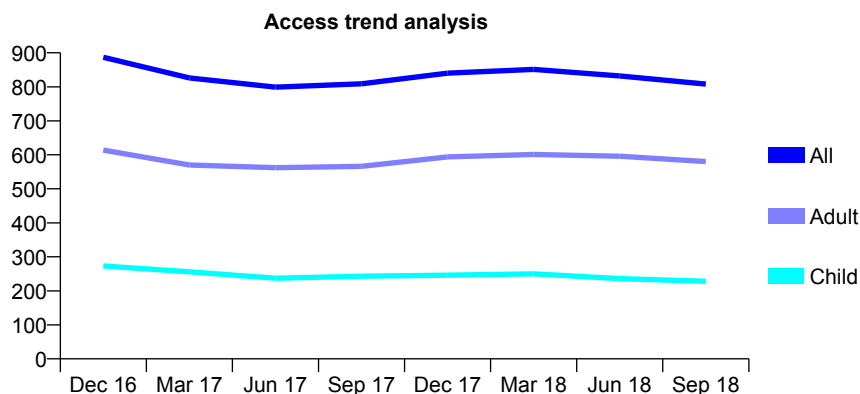
7A1 - Vital Signs At a Glance Contract Report for 114626/0001 - September 2018

Name or company name	The Fern Avenue Limited Partnership
Contract type name	GDS Contract
Purpose of contract	General
Contract start date	01/08/2014
Contract end date	31/10/2018

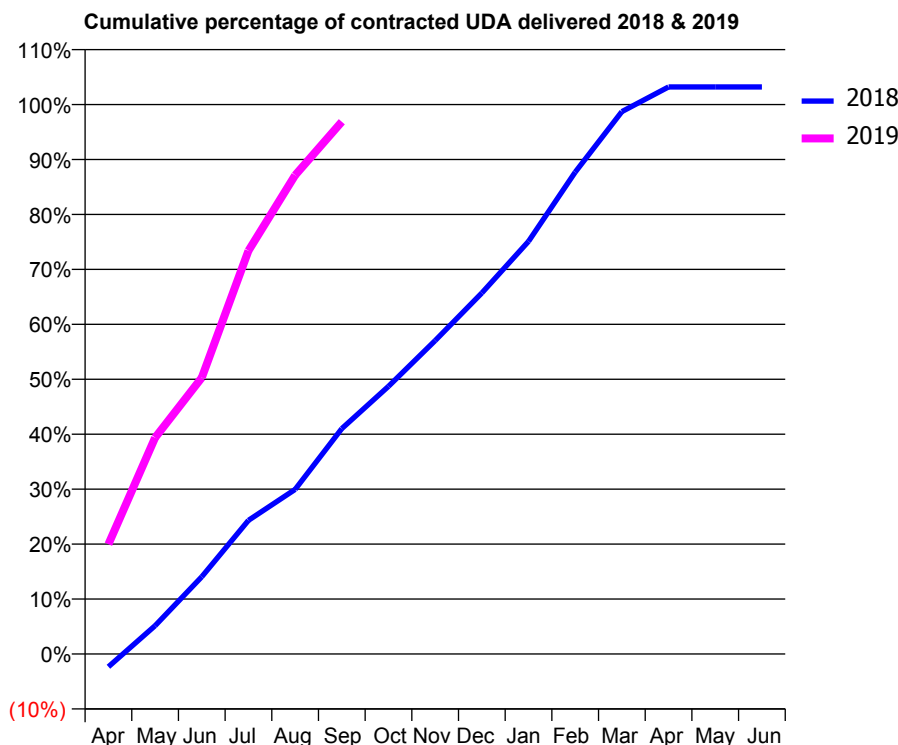
18/19 Contracted general activity (UDA)	817
Carry forward general activity (UDA)	-61
18/19 Contracted orthodontic activity (UOA)	0
Carry forward orthodontic activity (UOA)	0
Baseline contract value	£20,239.12

ACCESS*

Patients seen in 24 months	Total	Change since previous quarter
Quarter ending September 2017	809	
Quarter ending December 2017	840	↑
Quarter ending March 2018	851	→
Quarter ending June 2018	832	↓
Quarter ending September 2018	808	↓
Variance since September 2017	(0.1%)	→



ACTIVITY



Month	Adjusted Scheduled Activity (UDA)	
	2018	2019
April	-45	163
May	98	322
June	267	411
July	462	600
August	569	712
September	780	791
October	926	
November	1,084	
December	1,248	
January	1,427	
February	1,666	
March	1,875	
April	1,961	
May	1,961	
June	1,961	

QUALITY

	Quantity	Base Number	Contract	LHB	Wales
% of FP17s for the same patient ID Re-attending within 3 months - Children	5	136	3.7%	7.7%	10.9%
% of FP17s for the same patient ID Re-attending within 3 months - Adults	41	367	11.2%	13.0%	15.6%
% of FP17s for the same patient ID Re-attending between 3 & 9 months - Children	59	136	43.4%	59.0%	59.4%
% of FP17s for the same patient ID Re-attending between 3 & 9 months - Adults	177	367	48.2%	54.5%	55.5%
% of FP17s for Band 1 Urgent Courses	32	458	7.0%	8.1%	8.9%
% of FP17s Relating to Free Repair or Replacements	0	458	0.0%	0.7%	0.7%
% of FP17s Relating to Continuations	5	458	1.1%	0.8%	0.7%
% of Patients satisfied with the dentistry they have received	0	0	N/A	94.3%	93.6%
% of Patients satisfied with the time they had to wait for an appointment	0	0	N/A	88.5%	88.1%

* This is based on patients treated on this contract for their most recent course of treatment. Figures in italics indicate the base number of FP17s or Patient Questionnaire responses are less than 100. N/A is shown where the base number of responses is less than 10 during the period. % is calculated as Quantity/Base number*100

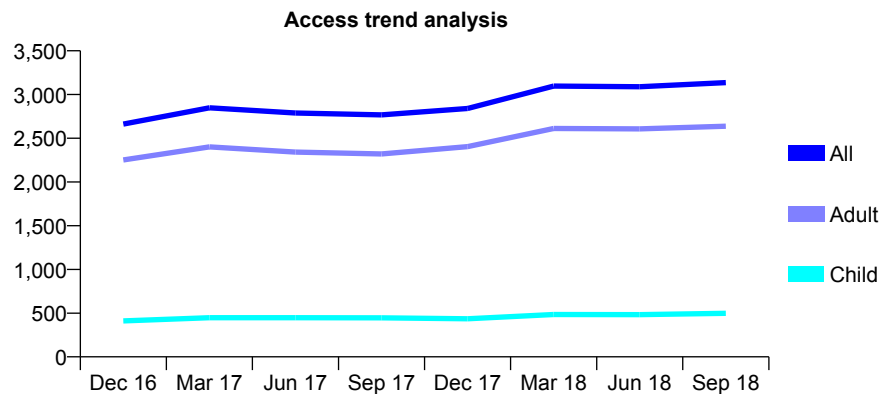
7A1 - Vital Signs At a Glance Contract Report for 123595/0001 - September 2018

Name or company name	Dr M Ramzan
Contract type name	GDS Contract
Purpose of contract	General
Contract start date	01/04/2008
Contract end date	

18/19 Contracted general activity (UDA)	9,500
Carry forward general activity (UDA)	242
18/19 Contracted orthodontic activity (UOA)	0
Carry forward orthodontic activity (UOA)	0
Baseline contract value	£281,543.53

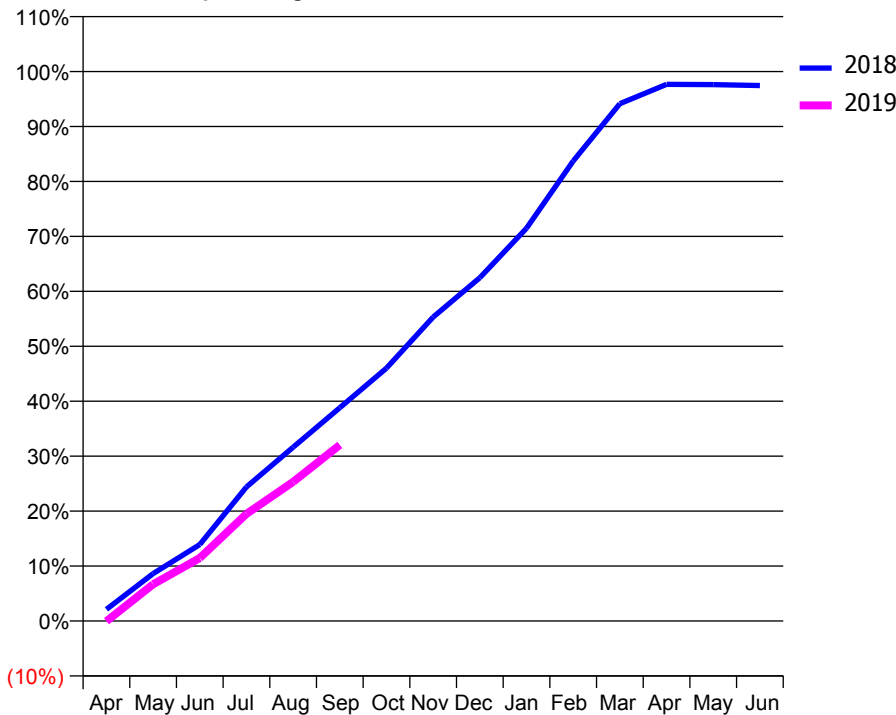
ACCESS*

Patients seen in 24 months	Total	Change since previous quarter
Quarter ending September 2017	2,767	
Quarter ending December 2017	2,840	↑
Quarter ending March 2018	3,096	↑
Quarter ending June 2018	3,089	→
Quarter ending September 2018	3,136	→
Variance since September 2017	13.3%	↑



ACTIVITY

Cumulative percentage of contracted UDA delivered 2018 & 2019



Month	Adjusted Scheduled Activity (UDA)	
	2018	2019
April	202	-6
May	821	636
June	1,323	1,089
July	2,318	1,852
August	3,006	2,406
September	3,687	3,044
October	4,373	
November	5,255	
December	5,935	
January	6,791	
February	7,952	
March	8,943	
April	9,279	
May	9,273	
June	9,258	

QUALITY

	Quantity	Base Number	Contract	LHB	Wales
% of FP17s for the same patient ID Re-attending within 3 months - Children	3	294	1.0%	7.7%	10.9%
% of FP17s for the same patient ID Re-attending within 3 months - Adults	53	1,458	3.6%	13.0%	15.6%
% of FP17s for the same patient ID Re-attending between 3 & 9 months - Children	187	294	63.6%	59.0%	59.4%
% of FP17s for the same patient ID Re-attending between 3 & 9 months - Adults	746	1,458	51.2%	54.5%	55.5%
% of FP17s for Band 1 Urgent Courses	12	1,637	0.7%	8.1%	8.9%
% of FP17s Relating to Free Repair or Replacements	4	1,637	0.2%	0.7%	0.7%
% of FP17s Relating to Continuations	0	1,637	0.0%	0.8%	0.7%
% of Patients satisfied with the dentistry they have received	19	20	95.0%	94.3%	93.6%
% of Patients satisfied with the time they had to wait for an appointment	17	20	85.0%	88.5%	88.1%

* This is based on patients treated on this contract for their most recent course of treatment. Figures in italics indicate the base number of FP17s or Patient Questionnaire responses are less than 100. N/A is shown where the base number of responses is less than 10 during the period. % is calculated as Quantity/Base number*100

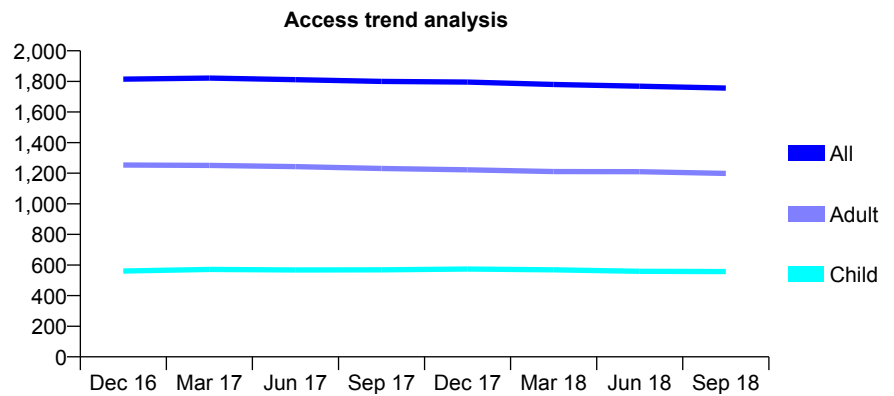
7A1 - Vital Signs At a Glance Contract Report for 127701/0001 - September 2018

Name or company name	Mr Iolo Jones & Associates
Contract type name	GDS Contract
Purpose of contract	General
Contract start date	01/01/2012
Contract end date	

18/19 Contracted general activity (UDA)	5,371
Carry forward general activity (UDA)	0
18/19 Contracted orthodontic activity (UOA)	0
Carry forward orthodontic activity (UOA)	0
Baseline contract value	£129,356.57

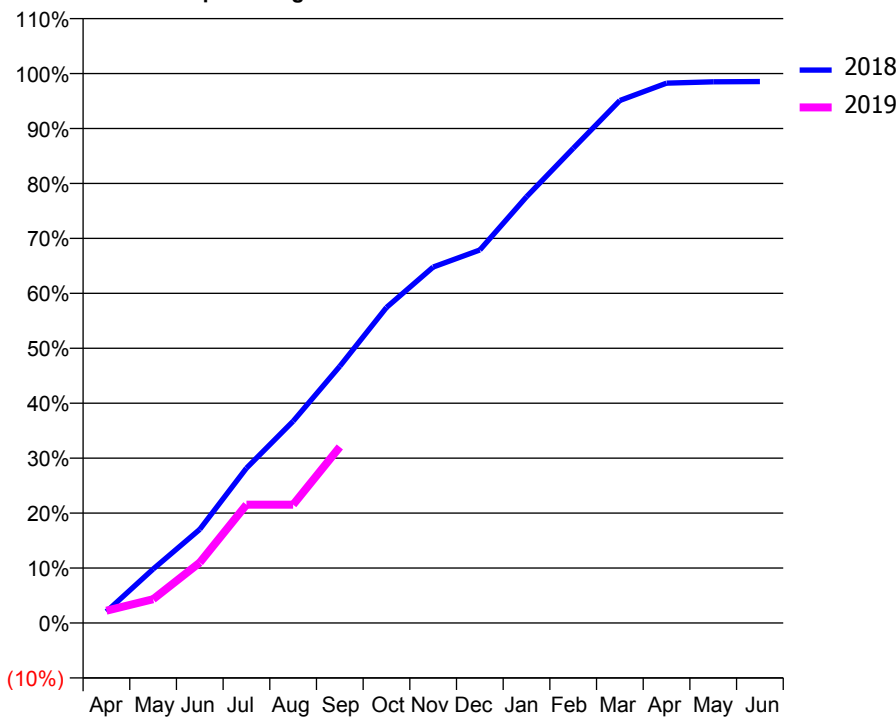
ACCESS*

Patients seen in 24 months	Total	Change since previous quarter
Quarter ending September 2017	1,800	
Quarter ending December 2017	1,796	→
Quarter ending March 2018	1,780	→
Quarter ending June 2018	1,769	→
Quarter ending September 2018	1,756	→
Variance since September 2017	(2.4%)	↓



ACTIVITY

Cumulative percentage of contracted UDA delivered 2018 & 2019



Month	Adjusted Scheduled Activity (UDA)	
	2018	2019
April	111	120
May	527	232
June	915	591
July	1,514	1,156
August	1,973	1,156
September	2,509	1,722
October	3,085	
November	3,480	
December	3,646	
January	4,166	
February	4,640	
March	5,108	
April	5,277	
May	5,290	
June	5,293	

QUALITY

	Quantity	Base Number	Contract	LHB	Wales
% of FP17s for the same patient ID Re-attending within 3 months - Children	29	413	7.0%	7.7%	10.9%
% of FP17s for the same patient ID Re-attending within 3 months - Adults	101	843	12.0%	13.0%	15.6%
% of FP17s for the same patient ID Re-attending between 3 & 9 months - Children	283	413	68.5%	59.0%	59.4%
% of FP17s for the same patient ID Re-attending between 3 & 9 months - Adults	564	843	66.9%	54.5%	55.5%
% of FP17s for Band 1 Urgent Courses	104	1,131	9.2%	8.1%	8.9%
% of FP17s Relating to Free Repair or Replacements	5	1,131	0.4%	0.7%	0.7%
% of FP17s Relating to Continuations	7	1,131	0.6%	0.8%	0.7%
% of Patients satisfied with the dentistry they have received	5	5	N/A	94.3%	93.6%
% of Patients satisfied with the time they had to wait for an appointment	5	5	N/A	88.5%	88.1%

* This is based on patients treated on this contract for their most recent course of treatment. Figures in italics indicate the base number of FP17s or Patient Questionnaire responses are less than 100. N/A is shown where the base number of responses is less than 10 during the period. % is calculated as Quantity/Base number*100

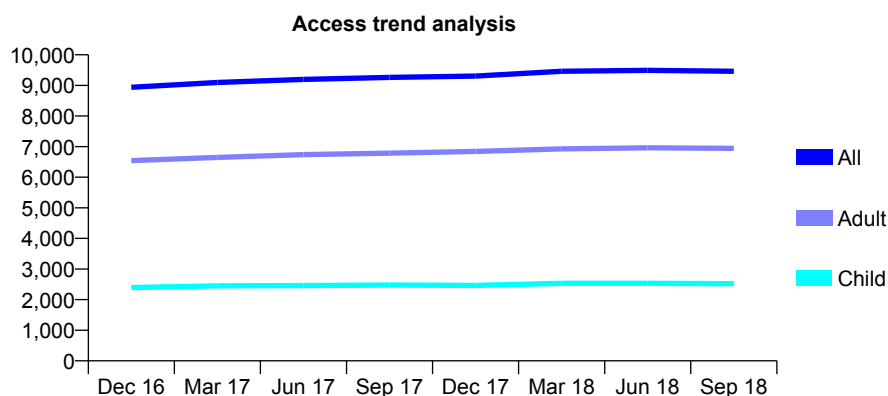
7A1 - Vital Signs At a Glance Contract Report for 130206/0002 - September 2018

Name or company name	Dant Y Coed Dental Practice Ltd
Contract type name	GDS Contract
Purpose of contract	General
Contract start date	01/08/2013
Contract end date	

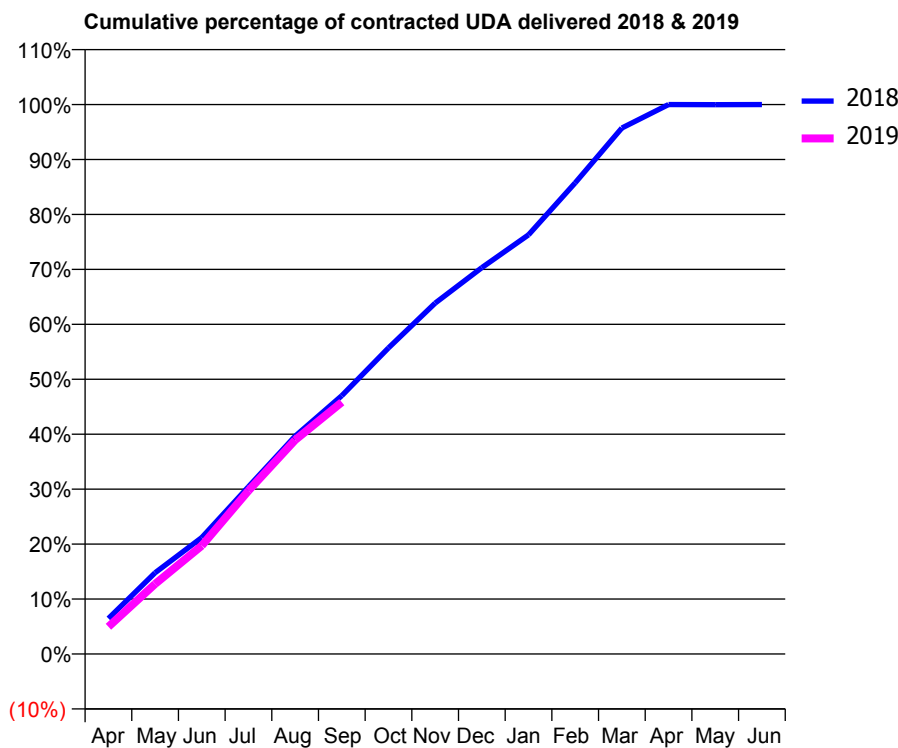
18/19 Contracted general activity (UDA)	29,141
Carry forward general activity (UDA)	4
18/19 Contracted orthodontic activity (UOA)	0
Carry forward orthodontic activity (UOA)	0
Baseline contract value	£676,785.31

ACCESS*

Patients seen in 24 months	Total	Change since previous quarter
Quarter ending September 2017	9,263	
Quarter ending December 2017	9,304	→
Quarter ending March 2018	9,463	→
Quarter ending June 2018	9,492	→
Quarter ending September 2018	9,462	→
Variance since September 2017	2.1%	↑



ACTIVITY



Month	Adjusted Scheduled Activity (UDA)	
	2018	2019
April	1,915	1,449
May	4,382	3,717
June	6,283	5,745
July	9,022	8,661
August	11,752	11,348
September	13,936	13,354
October	16,513	
November	18,929	
December	20,839	
January	22,608	
February	25,416	
March	28,374	
April	29,637	
May	29,632	
June	29,637	

QUALITY

	Quantity	Base Number	Contract	LHB	Wales
% of FP17s for the same patient ID Re-attending within 3 months - Children	206	2,153	9.6%	7.7%	10.9%
% of FP17s for the same patient ID Re-attending within 3 months - Adults	1,006	5,628	17.9%	13.0%	15.6%
% of FP17s for the same patient ID Re-attending between 3 & 9 months - Children	1,481	2,153	68.8%	59.0%	59.4%
% of FP17s for the same patient ID Re-attending between 3 & 9 months - Adults	3,342	5,628	59.4%	54.5%	55.5%
% of FP17s for Band 1 Urgent Courses	499	7,107	7.0%	8.1%	8.9%
% of FP17s Relating to Free Repair or Replacements	128	7,107	1.8%	0.7%	0.7%
% of FP17s Relating to Continuations	21	7,107	0.3%	0.8%	0.7%
% of Patients satisfied with the dentistry they have received	8	8	N/A	94.3%	93.6%
% of Patients satisfied with the time they had to wait for an appointment	8	8	N/A	88.5%	88.1%

* This is based on patients treated on this contract for their most recent course of treatment. Figures in italics indicate the base number of FP17s or Patient Questionnaire responses are less than 100. N/A is shown where the base number of responses is less than 10 during the period. % is calculated as Quantity/Base number*100

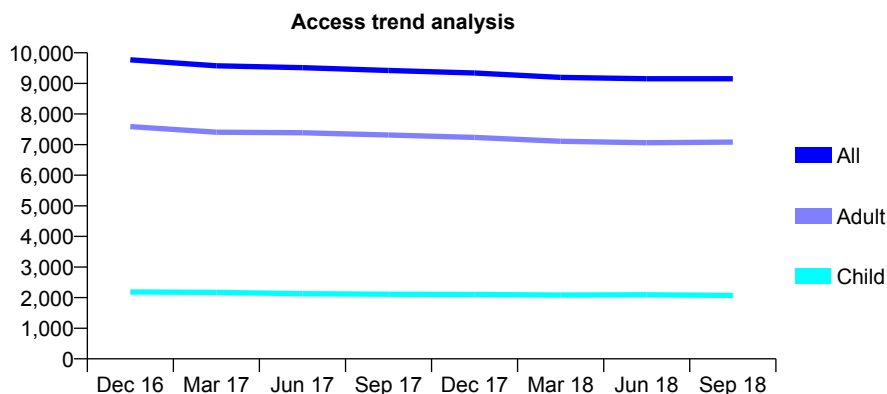
7A1 - Vital Signs At a Glance Contract Report for 133825/0001 - September 2018

Name or company name	Queensferry Dental Surgery Limited
Contract type name	GDS Contract
Purpose of contract	General
Contract start date	01/10/2007
Contract end date	

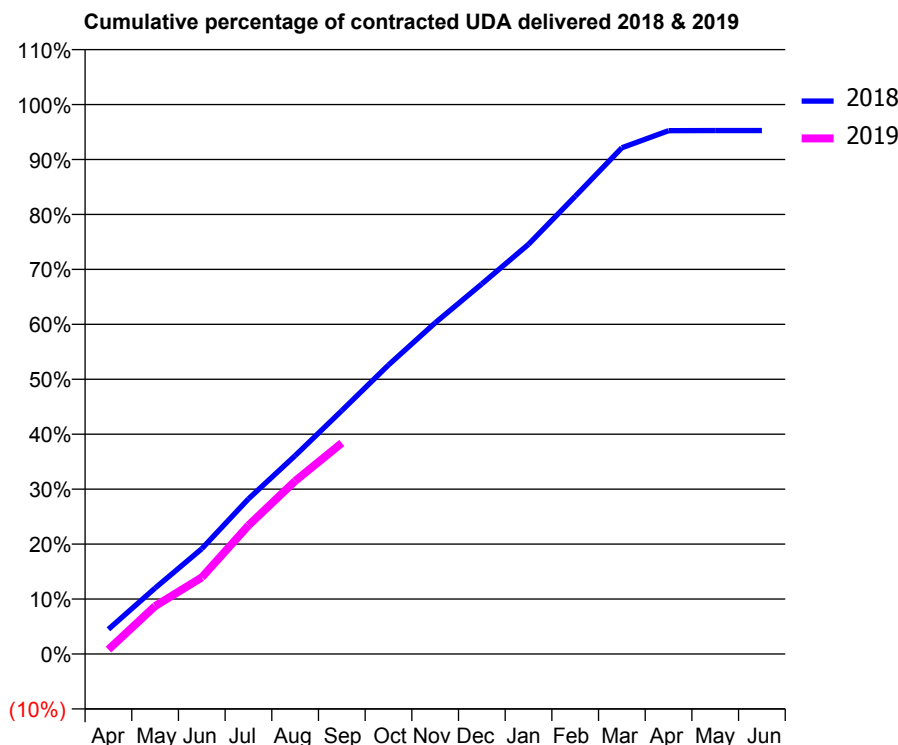
18/19 Contracted general activity (UDA)	28,772
Carry forward general activity (UDA)	1,246
18/19 Contracted orthodontic activity (UOA)	0
Carry forward orthodontic activity (UOA)	0
Baseline contract value	£960,230.66

ACCESS*

Patients seen in 24 months	Total	Change since previous quarter
Quarter ending September 2017	9,424	
Quarter ending December 2017	9,338	→
Quarter ending March 2018	9,195	↓
Quarter ending June 2018	9,154	→
Quarter ending September 2018	9,153	→
Variance since September 2017	(2.9%)	↓



ACTIVITY



Month	Adjusted Scheduled Activity (UDA)	
	2018	2019
April	1,293	231
May	3,455	2,509
June	5,516	4,010
July	8,123	6,734
August	10,385	9,057
September	12,746	11,048
October	15,130	
November	17,338	
December	19,379	
January	21,451	
February	23,963	
March	26,508	
April	27,403	
May	27,406	
June	27,406	

QUALITY

	Quantity	Base Number	Contract	LHB	Wales
% of FP17s for the same patient ID Re-attending within 3 months - Children	90	1,405	6.4%	7.7%	10.9%
% of FP17s for the same patient ID Re-attending within 3 months - Adults	689	4,881	14.1%	13.0%	15.6%
% of FP17s for the same patient ID Re-attending between 3 & 9 months - Children	619	1,405	44.1%	59.0%	59.4%
% of FP17s for the same patient ID Re-attending between 3 & 9 months - Adults	2,466	4,881	50.5%	54.5%	55.5%
% of FP17s for Band 1 Urgent Courses	477	5,850	8.2%	8.1%	8.9%
% of FP17s Relating to Free Repair or Replacements	27	5,850	0.5%	0.7%	0.7%
% of FP17s Relating to Continuations	70	5,850	1.2%	0.8%	0.7%
% of Patients satisfied with the dentistry they have received	11	11	100.0%	94.3%	93.6%
% of Patients satisfied with the time they had to wait for an appointment	10	11	90.9%	88.5%	88.1%

* This is based on patients treated on this contract for their most recent course of treatment. Figures in italics indicate the base number of FP17s or Patient Questionnaire responses are less than 100. N/A is shown where the base number of responses is less than 10 during the period. % is calculated as Quantity/Base number*100

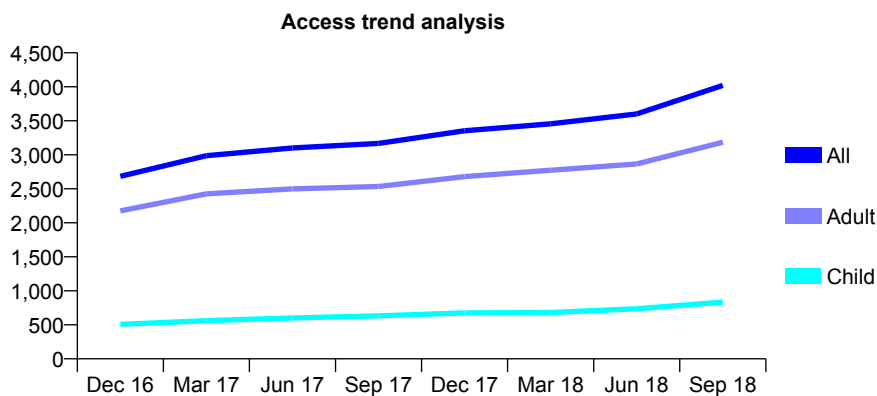
7A1 - Vital Signs At a Glance Contract Report for 134147/0002 - September 2018

Name or company name	L Bester
Contract type name	GDS Contract
Purpose of contract	General
Contract start date	01/12/2009
Contract end date	

18/19 Contracted general activity (UDA)	13,970
Carry forward general activity (UDA)	-447
18/19 Contracted orthodontic activity (UOA)	0
Carry forward orthodontic activity (UOA)	0
Baseline contract value	£343,373.55

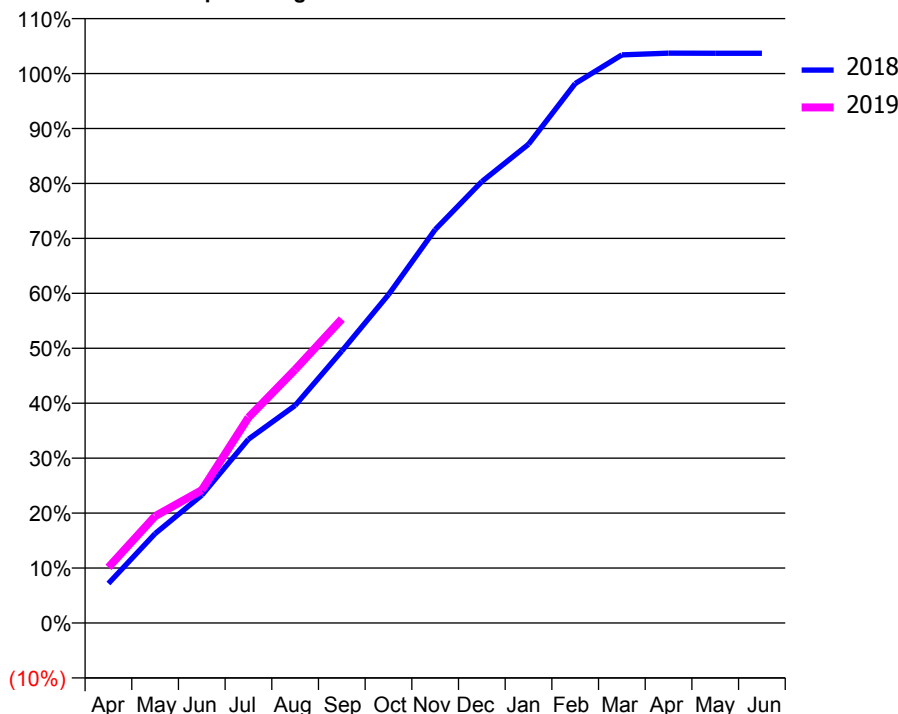
ACCESS*

Patients seen in 24 months	Total	Change since previous quarter
Quarter ending September 2017	3,168	
Quarter ending December 2017	3,354	↑
Quarter ending March 2018	3,455	↑
Quarter ending June 2018	3,601	↑
Quarter ending September 2018	4,020	↑
Variance since September 2017	26.9%	↑



ACTIVITY

Cumulative percentage of contracted UDA delivered 2018 & 2019



Month	Adjusted Scheduled Activity (UDA)	
	2018	2019
April	874	1,414
May	1,977	2,717
June	2,827	3,378
July	4,068	5,227
August	4,816	6,442
September	6,020	7,729
October	7,267	
November	8,706	
December	9,771	
January	10,596	
February	11,939	
March	12,573	
April	12,611	
May	12,608	
June	12,608	

QUALITY

	Quantity	Base Number	Contract	LHB	Wales
% of FP17s for the same patient ID Re-attending within 3 months - Children	25	680	3.7%	7.7%	10.9%
% of FP17s for the same patient ID Re-attending within 3 months - Adults	155	2,354	6.6%	13.0%	15.6%
% of FP17s for the same patient ID Re-attending between 3 & 9 months - Children	314	680	46.2%	59.0%	59.4%
% of FP17s for the same patient ID Re-attending between 3 & 9 months - Adults	1,041	2,354	44.2%	54.5%	55.5%
% of FP17s for Band 1 Urgent Courses	130	3,009	4.3%	8.1%	8.9%
% of FP17s Relating to Free Repair or Replacements	9	3,009	0.3%	0.7%	0.7%
% of FP17s Relating to Continuations	22	3,009	0.7%	0.8%	0.7%
% of Patients satisfied with the dentistry they have received	7	7	N/A	94.3%	93.6%
% of Patients satisfied with the time they had to wait for an appointment	7	7	N/A	88.5%	88.1%

* This is based on patients treated on this contract for their most recent course of treatment. Figures in italics indicate the base number of FP17s or Patient Questionnaire responses are less than 100. N/A is shown where the base number of responses is less than 10 during the period. % is calculated as Quantity/Base number*100

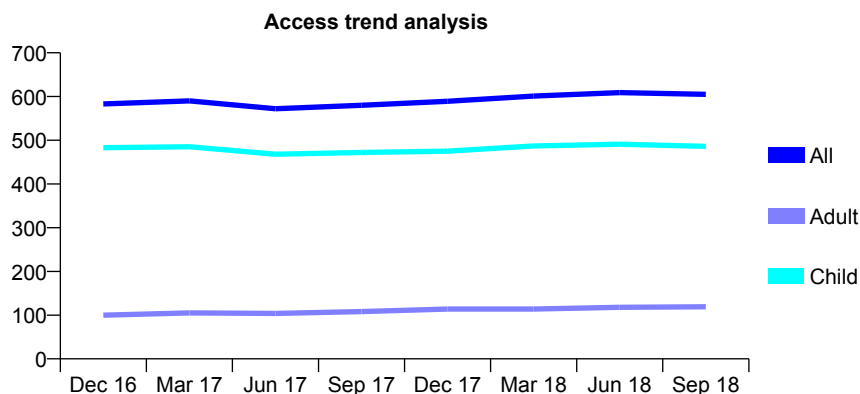
7A1 - Vital Signs At a Glance Contract Report for 137413/0001 - September 2018

Name or company name	Mr B R Dean
Contract type name	GDS Contract
Purpose of contract	General
Contract start date	27/05/2014
Contract end date	

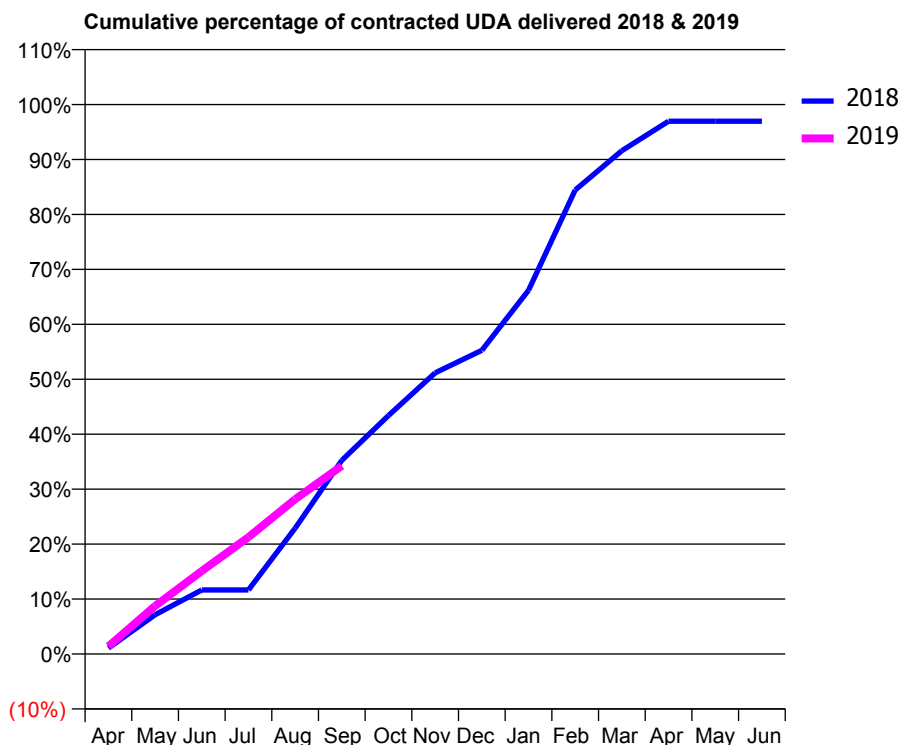
18/19 Contracted general activity (UDA)	1,404
Carry forward general activity (UDA)	43
18/19 Contracted orthodontic activity (UOA)	0
Carry forward orthodontic activity (UOA)	0
Baseline contract value	£33,831.93

ACCESS*

Patients seen in 24 months	Total	Change since previous quarter
Quarter ending September 2017	580	
Quarter ending December 2017	589	→
Quarter ending March 2018	601	↑
Quarter ending June 2018	609	→
Quarter ending September 2018	605	→
Variance since September 2017	4.3%	↑



ACTIVITY



Month	Adjusted Scheduled Activity (UDA)	
	2018	2019
April	15	20
May	100	123
June	164	212
July	164	299
August	321	395
September	495	481
October	609	
November	718	
December	776	
January	929	
February	1,186	
March	1,286	
April	1,361	
May	1,361	
June	1,361	

QUALITY

	Quantity	Base Number	Contract	LHB	Wales
% of FP17s for the same patient ID Re-attending within 3 months - Children	37	347	10.7%	7.7%	10.9%
% of FP17s for the same patient ID Re-attending within 3 months - Adults	4	54	7.4%	13.0%	15.6%
% of FP17s for the same patient ID Re-attending between 3 & 9 months - Children	233	347	67.1%	59.0%	59.4%
% of FP17s for the same patient ID Re-attending between 3 & 9 months - Adults	30	54	55.6%	54.5%	55.5%
% of FP17s for Band 1 Urgent Courses	25	339	7.4%	8.1%	8.9%
% of FP17s Relating to Free Repair or Replacements	0	339	0.0%	0.7%	0.7%
% of FP17s Relating to Continuations	0	339	0.0%	0.8%	0.7%
% of Patients satisfied with the dentistry they have received	0	0	N/A	94.3%	93.6%
% of Patients satisfied with the time they had to wait for an appointment	0	0	N/A	88.5%	88.1%

* This is based on patients treated on this contract for their most recent course of treatment. Figures in italics indicate the base number of FP17s or Patient Questionnaire responses are less than 100. N/A is shown where the base number of responses is less than 10 during the period. % is calculated as Quantity/Base number*100

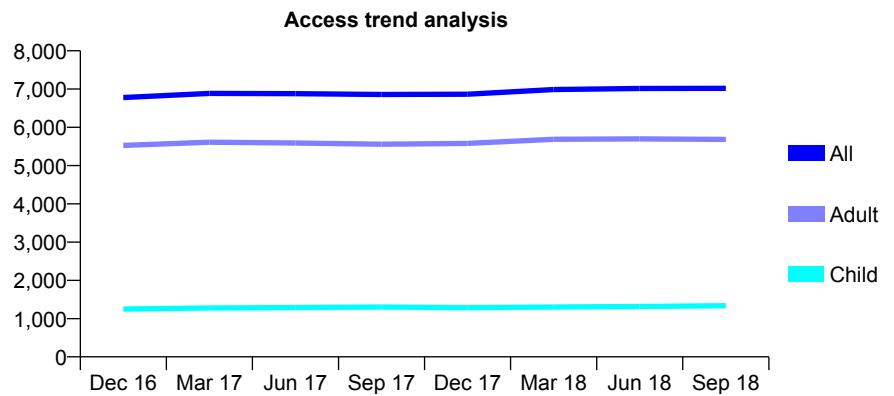
7A1 - Vital Signs At a Glance Contract Report for 140481/0001 - September 2018

Name or company name	The Hollies Dental Practice Partnership
Contract type name	GDS Contract
Purpose of contract	General
Contract start date	01/04/2011
Contract end date	

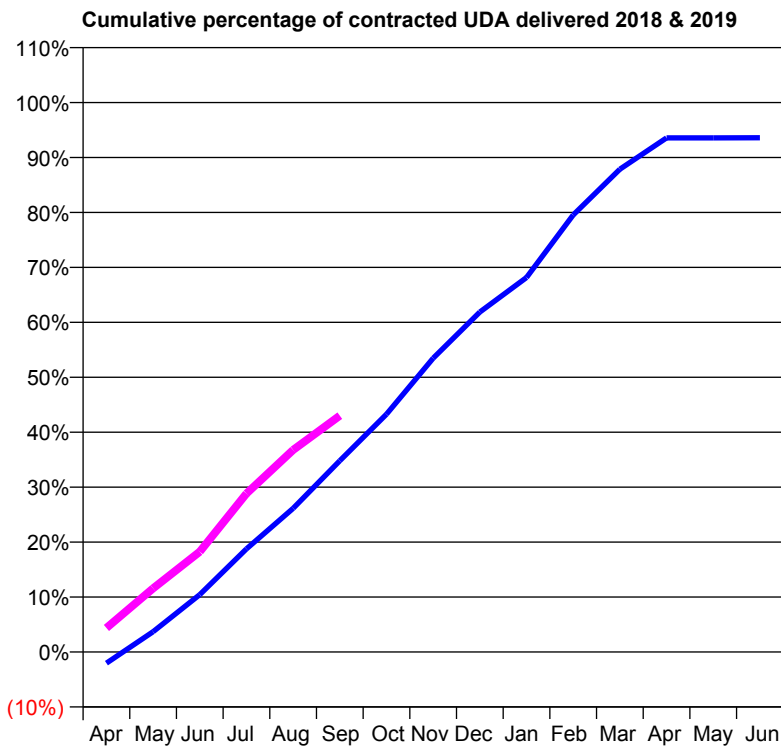
18/19 Contracted general activity (UDA)	21,936
Carry forward general activity (UDA)	0
18/19 Contracted orthodontic activity (UOA)	0
Carry forward orthodontic activity (UOA)	0
Baseline contract value	£603,963.92

ACCESS*

Patients seen in 24 months	Total	Change since previous quarter
Quarter ending September 2017	6,859	
Quarter ending December 2017	6,864	→
Quarter ending March 2018	6,987	→
Quarter ending June 2018	7,016	→
Quarter ending September 2018	7,020	→
Variance since September 2017	2.3%	↑



ACTIVITY



Month	Adjusted Scheduled Activity (UDA)	
	2018	2019
April	-450	962
May	814	2,544
June	2,294	4,003
July	4,118	6,326
August	5,736	8,070
September	7,637	9,436
October	9,493	
November	11,728	
December	13,571	
January	14,949	
February	17,446	
March	19,273	
April	20,523	
May	20,523	
June	20,527	

QUALITY

	Quantity	Base Number	Contract	LHB	Wales
% of FP17s for the same patient ID Re-attending within 3 months - Children	61	1,072	5.7%	7.7%	10.9%
% of FP17s for the same patient ID Re-attending within 3 months - Adults	482	4,317	11.2%	13.0%	15.6%
% of FP17s for the same patient ID Re-attending between 3 & 9 months - Children	671	1,072	62.6%	59.0%	59.4%
% of FP17s for the same patient ID Re-attending between 3 & 9 months - Adults	2,825	4,317	65.4%	54.5%	55.5%
% of FP17s for Band 1 Urgent Courses	194	4,834	4.0%	8.1%	8.9%
% of FP17s Relating to Free Repair or Replacements	45	4,834	0.9%	0.7%	0.7%
% of FP17s Relating to Continuations	13	4,834	0.3%	0.8%	0.7%
% of Patients satisfied with the dentistry they have received	14	14	100.0%	94.3%	93.6%
% of Patients satisfied with the time they had to wait for an appointment	14	14	100.0%	88.5%	88.1%

* This is based on patients treated on this contract for their most recent course of treatment. Figures in italics indicate the base number of FP17s or Patient Questionnaire responses are less than 100. N/A is shown where the base number of responses is less than 10 during the period. % is calculated as Quantity/Base number*100

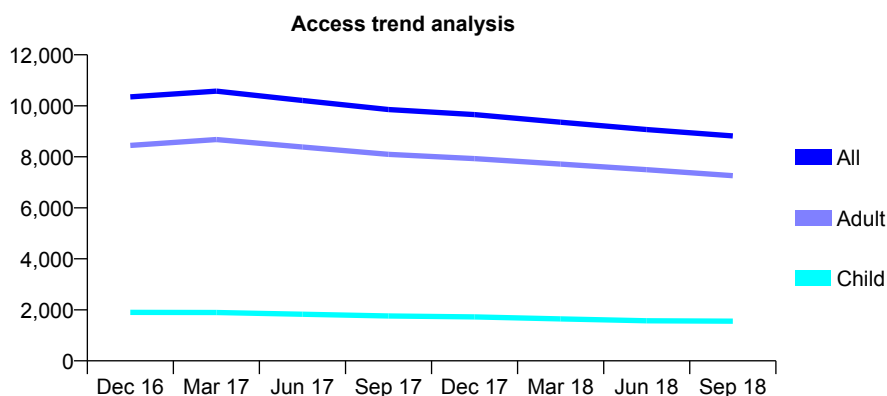
7A1 - Vital Signs At a Glance Contract Report for 141186/0001 - September 2018

Name or company name	Mostyn House Dental Practice Partnership
Contract type name	GDS Contract
Purpose of contract	General
Contract start date	01/08/2009
Contract end date	

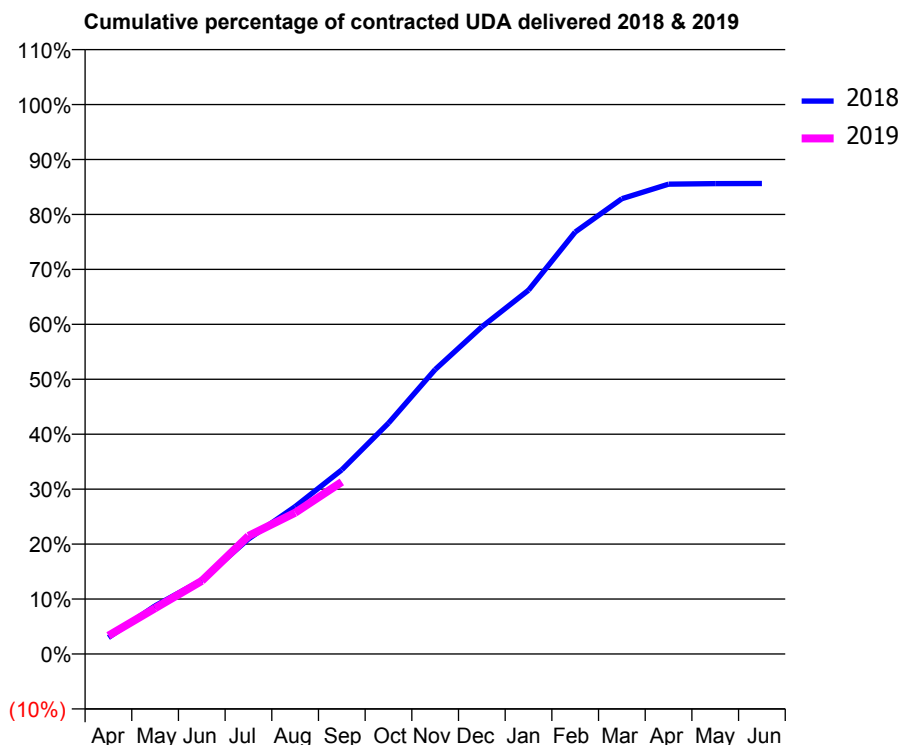
18/19 Contracted general activity (UDA)	36,561
Carry forward general activity (UDA)	0
18/19 Contracted orthodontic activity (UOA)	0
Carry forward orthodontic activity (UOA)	0
Baseline contract value	£943,598.98

ACCESS*

Patients seen in 24 months	Total	Change since previous quarter
Quarter ending September 2017	9,852	
Quarter ending December 2017	9,655	↓
Quarter ending March 2018	9,357	↓
Quarter ending June 2018	9,067	↓
Quarter ending September 2018	8,817	↓
Variance since September 2017	(10.5%)	↓



ACTIVITY



Month	Adjusted Scheduled Activity (UDA)	
	2018	2019
April	841	1,220
May	2,454	3,044
June	3,758	4,863
July	5,860	7,858
August	7,509	9,399
September	9,384	11,450
October	11,763	
November	14,494	
December	16,669	
January	18,537	
February	21,504	
March	23,202	
April	23,941	
May	23,966	
June	23,974	

QUALITY

	Quantity	Base Number	Contract	LHB	Wales
% of FP17s for the same patient ID Re-attending within 3 months - Children	35	1,027	3.4%	7.7%	10.9%
% of FP17s for the same patient ID Re-attending within 3 months - Adults	443	4,459	9.9%	13.0%	15.6%
% of FP17s for the same patient ID Re-attending between 3 & 9 months - Children	403	1,027	39.2%	59.0%	59.4%
% of FP17s for the same patient ID Re-attending between 3 & 9 months - Adults	2,059	4,459	46.2%	54.5%	55.5%
% of FP17s for Band 1 Urgent Courses	373	5,094	7.3%	8.1%	8.9%
% of FP17s Relating to Free Repair or Replacements	11	5,094	0.2%	0.7%	0.7%
% of FP17s Relating to Continuations	37	5,094	0.7%	0.8%	0.7%
% of Patients satisfied with the dentistry they have received	29	32	90.6%	94.3%	93.6%
% of Patients satisfied with the time they had to wait for an appointment	23	32	71.9%	88.5%	88.1%

* This is based on patients treated on this contract for their most recent course of treatment. Figures in italics indicate the base number of FP17s or Patient Questionnaire responses are less than 100. N/A is shown where the base number of responses is less than 10 during the period. % is calculated as Quantity/Base number*100

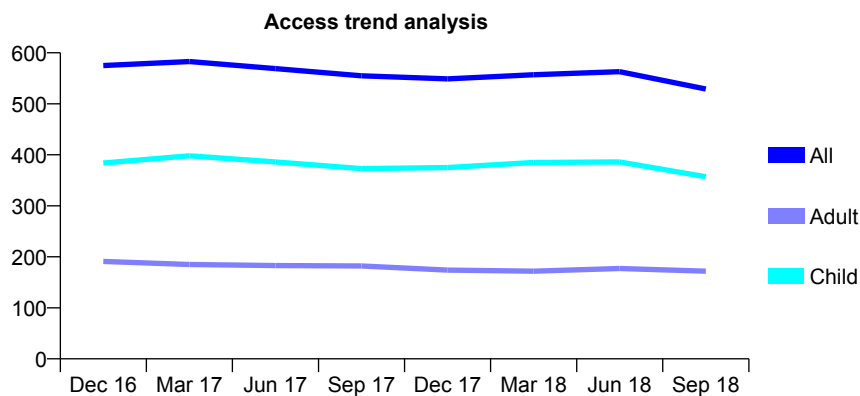
7A1 - Vital Signs At a Glance Contract Report for 145688/0001 - September 2018

Name or company name	Mr R Bennett
Contract type name	GDS Contract
Purpose of contract	General
Contract start date	01/03/2011
Contract end date	

18/19 Contracted general activity (UDA)	1,590
Carry forward general activity (UDA)	0
18/19 Contracted orthodontic activity (UOA)	0
Carry forward orthodontic activity (UOA)	0
Baseline contract value	£38,739.55

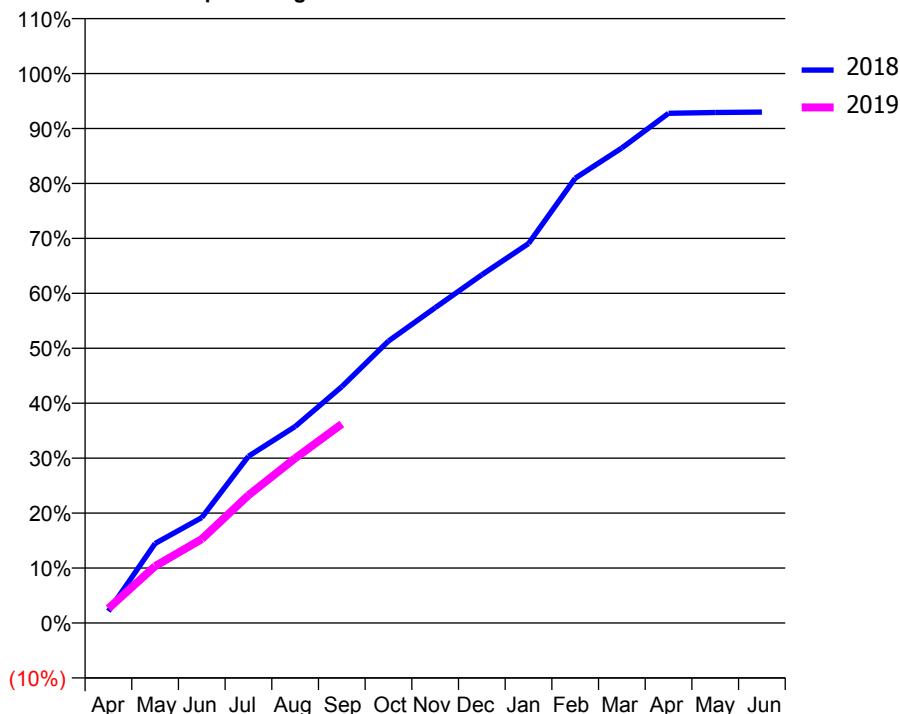
ACCESS*

Patients seen in 24 months	Total	Change since previous quarter
Quarter ending September 2017	555	
Quarter ending December 2017	549	↓
Quarter ending March 2018	557	→
Quarter ending June 2018	563	→
Quarter ending September 2018	529	↓
Variance since September 2017	(4.7%)	↓



ACTIVITY

Cumulative percentage of contracted UDA delivered 2018 & 2019



Month	Adjusted Scheduled Activity (UDA)	
	2018	2019
April	29	42
May	196	165
June	259	243
July	410	370
August	483	477
September	582	576
October	694	
November	776	
December	857	
January	934	
February	1,094	
March	1,169	
April	1,254	
May	1,256	
June	1,257	

QUALITY

	Quantity	Base Number	Contract	LHB	Wales
% of FP17s for the same patient ID Re-attending within 3 months - Children	19	323	5.9%	7.7%	10.9%
% of FP17s for the same patient ID Re-attending within 3 months - Adults	16	118	13.6%	13.0%	15.6%
% of FP17s for the same patient ID Re-attending between 3 & 9 months - Children	174	323	53.9%	59.0%	59.4%
% of FP17s for the same patient ID Re-attending between 3 & 9 months - Adults	57	118	48.3%	54.5%	55.5%
% of FP17s for Band 1 Urgent Courses	15	381	3.9%	8.1%	8.9%
% of FP17s Relating to Free Repair or Replacements	0	381	0.0%	0.7%	0.7%
% of FP17s Relating to Continuations	0	381	0.0%	0.8%	0.7%
% of Patients satisfied with the dentistry they have received	0	0	N/A	94.3%	93.6%
% of Patients satisfied with the time they had to wait for an appointment	0	0	N/A	88.5%	88.1%

* This is based on patients treated on this contract for their most recent course of treatment. Figures in italics indicate the base number of FP17s or Patient Questionnaire responses are less than 100. N/A is shown where the base number of responses is less than 10 during the period. % is calculated as Quantity/Base number*100

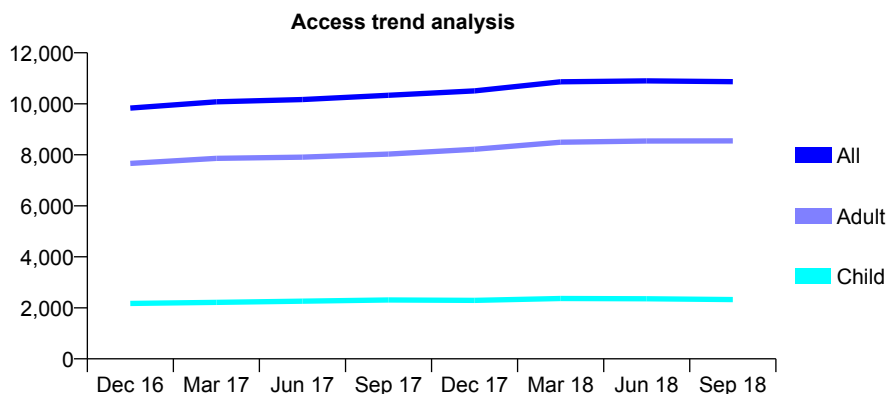
7A1 - Vital Signs At a Glance Contract Report for 151912/0001 - September 2018

Name or company name	IJW & GA DOUGLAS LIMITED
Contract type name	GDS Contract
Purpose of contract	General
Contract start date	01/05/2011
Contract end date	

18/19 Contracted general activity (UDA)	31,372
Carry forward general activity (UDA)	-176
18/19 Contracted orthodontic activity (UOA)	0
Carry forward orthodontic activity (UOA)	0
Baseline contract value	£800,840.10

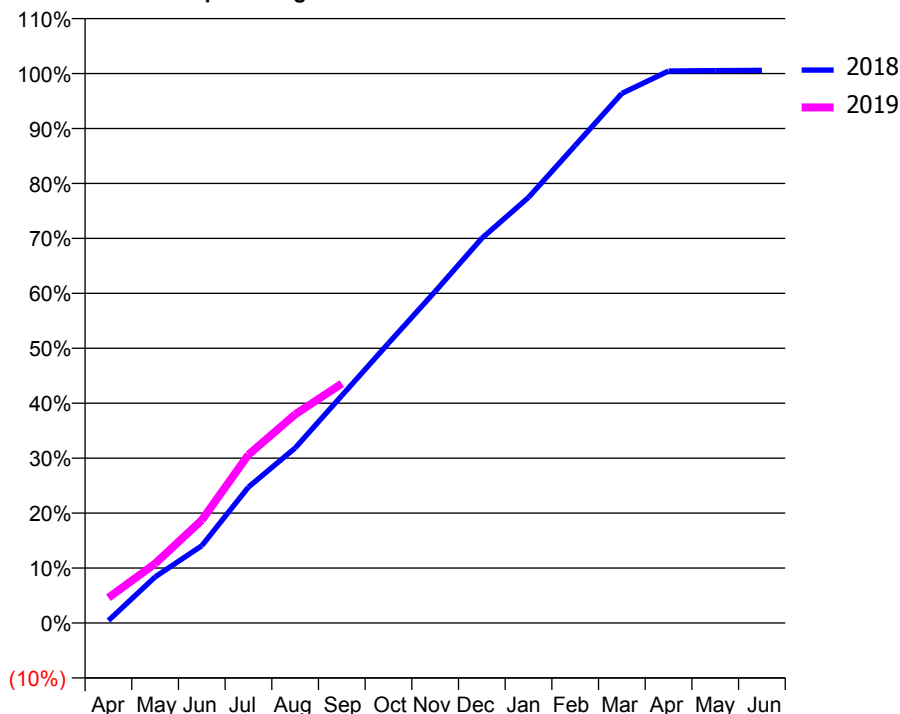
ACCESS*

Patients seen in 24 months	Total	Change since previous quarter
Quarter ending September 2017	10,337	
Quarter ending December 2017	10,507	→
Quarter ending March 2018	10,861	↑
Quarter ending June 2018	10,899	→
Quarter ending September 2018	10,870	→
Variance since September 2017	5.2%	↑



ACTIVITY

Cumulative percentage of contracted UDA delivered 2018 & 2019



Month	Adjusted Scheduled Activity (UDA)	
	2018	2019
April	142	1,441
May	2,630	3,393
June	4,409	5,877
July	7,760	9,615
August	9,990	11,909
September	12,987	13,673
October	15,974	
November	18,932	
December	21,964	
January	24,299	
February	27,268	
March	30,234	
April	31,512	
May	31,539	
June	31,548	

QUALITY

	Quantity	Base Number	Contract	LHB	Wales
% of FP17s for the same patient ID Re-attending within 3 months - Children	93	1,523	6.1%	7.7%	10.9%
% of FP17s for the same patient ID Re-attending within 3 months - Adults	722	5,588	12.9%	13.0%	15.6%
% of FP17s for the same patient ID Re-attending between 3 & 9 months - Children	823	1,523	54.0%	59.0%	59.4%
% of FP17s for the same patient ID Re-attending between 3 & 9 months - Adults	2,644	5,588	47.3%	54.5%	55.5%
% of FP17s for Band 1 Urgent Courses	418	6,505	6.4%	8.1%	8.9%
% of FP17s Relating to Free Repair or Replacements	48	6,505	0.7%	0.7%	0.7%
% of FP17s Relating to Continuations	42	6,505	0.6%	0.8%	0.7%
% of Patients satisfied with the dentistry they have received	16	16	100.0%	94.3%	93.6%
% of Patients satisfied with the time they had to wait for an appointment	16	16	100.0%	88.5%	88.1%

* This is based on patients treated on this contract for their most recent course of treatment. Figures in italics indicate the base number of FP17s or Patient Questionnaire responses are less than 100. N/A is shown where the base number of responses is less than 10 during the period. % is calculated as Quantity/Base number*100

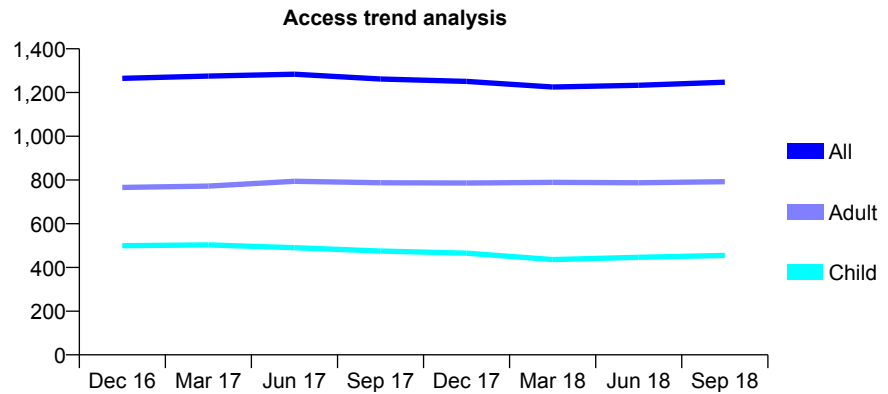
7A1 - Vital Signs At a Glance Contract Report for 154423/0001 - September 2018

Name or company name	Rhos Road Dental Practice Partnership
Contract type name	GDS Contract
Purpose of contract	General
Contract start date	01/12/2012
Contract end date	

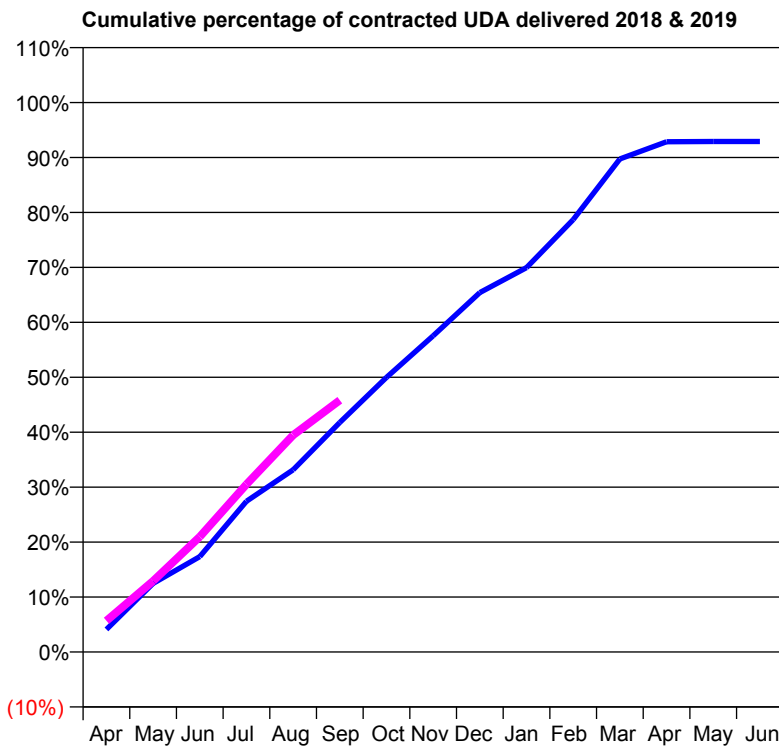
18/19 Contracted general activity (UDA)	3,836
Carry forward general activity (UDA)	0
18/19 Contracted orthodontic activity (UOA)	0
Carry forward orthodontic activity (UOA)	0
Baseline contract value	£96,481.61

ACCESS*

Patients seen in 24 months	Total	Change since previous quarter
Quarter ending September 2017	1,262	
Quarter ending December 2017	1,251	→
Quarter ending March 2018	1,225	↓
Quarter ending June 2018	1,233	→
Quarter ending September 2018	1,247	→
Variance since September 2017	(1.2%)	↓



ACTIVITY



Month	Adjusted Scheduled Activity (UDA)	
	2018	2019
April	157	218
May	479	496
June	666	804
July	1,052	1,170
August	1,272	1,514
September	1,602	1,758
October	1,918	
November	2,207	
December	2,509	
January	2,683	
February	3,018	
March	3,442	
April	3,562	
May	3,564	
June	3,564	

QUALITY

	Quantity	Base Number	Contract	LHB	Wales
% of FP17s for the same patient ID Re-attending within 3 months - Children	16	408	3.9%	7.7%	10.9%
% of FP17s for the same patient ID Re-attending within 3 months - Adults	77	664	11.6%	13.0%	15.6%
% of FP17s for the same patient ID Re-attending between 3 & 9 months - Children	248	408	60.8%	59.0%	59.4%
% of FP17s for the same patient ID Re-attending between 3 & 9 months - Adults	446	664	67.2%	54.5%	55.5%
% of FP17s for Band 1 Urgent Courses	54	1,041	5.2%	8.1%	8.9%
% of FP17s Relating to Free Repair or Replacements	2	1,041	0.2%	0.7%	0.7%
% of FP17s Relating to Continuations	10	1,041	1.0%	0.8%	0.7%
% of Patients satisfied with the dentistry they have received	1	1	N/A	94.3%	93.6%
% of Patients satisfied with the time they had to wait for an appointment	1	1	N/A	88.5%	88.1%

* This is based on patients treated on this contract for their most recent course of treatment. Figures in italics indicate the base number of FP17s or Patient Questionnaire responses are less than 100. N/A is shown where the base number of responses is less than 10 during the period. % is calculated as Quantity/Base number*100

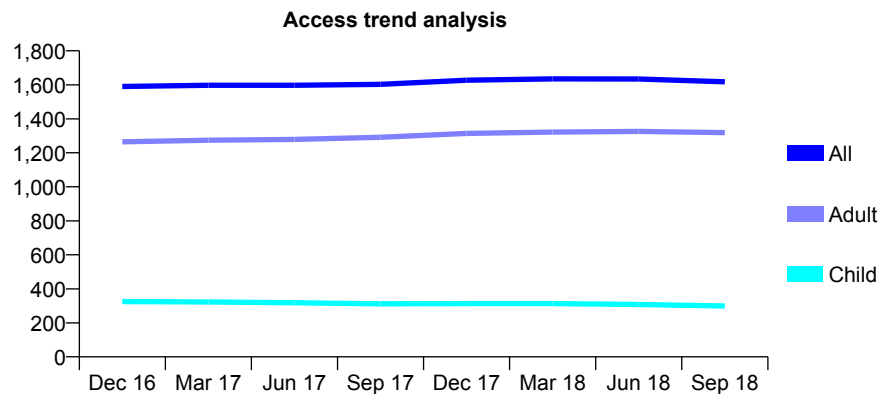
7A1 - Vital Signs At a Glance Contract Report for 154733/0001 - September 2018

Name or company name	ALS (Dental Surgeon) Ltd
Contract type name	GDS Contract
Purpose of contract	General
Contract start date	01/01/2015
Contract end date	

18/19 Contracted general activity (UDA)	5,817
Carry forward general activity (UDA)	0
18/19 Contracted orthodontic activity (UOA)	0
Carry forward orthodontic activity (UOA)	0
Baseline contract value	£144,170.75

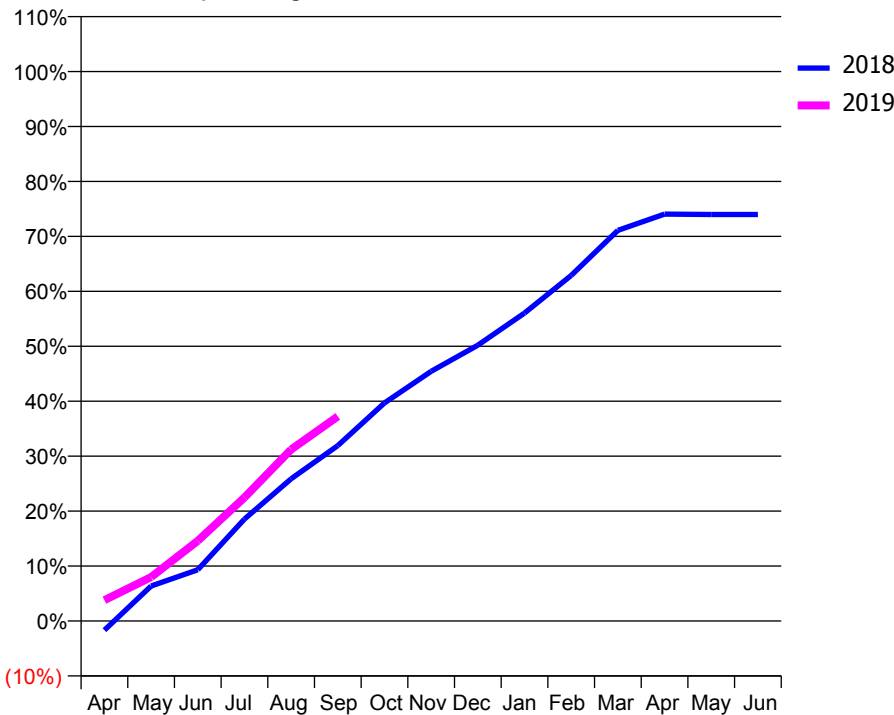
ACCESS*

Patients seen in 24 months	Total	Change since previous quarter
Quarter ending September 2017	1,603	
Quarter ending December 2017	1,627	→
Quarter ending March 2018	1,635	→
Quarter ending June 2018	1,634	→
Quarter ending September 2018	1,618	→
Variance since September 2017	0.9%	→



ACTIVITY

Cumulative percentage of contracted UDA delivered 2018 & 2019



Month	Adjusted Scheduled Activity (UDA)	
	2018	2019
April	-98	221
May	370	465
June	542	850
July	1,079	1,307
August	1,505	1,816
September	1,858	2,167
October	2,308	
November	2,643	
December	2,920	
January	3,260	
February	3,658	
March	4,136	
April	4,308	
May	4,304	
June	4,304	

QUALITY

	Quantity	Base Number	Contract	LHB	Wales
% of FP17s for the same patient ID Re-attending within 3 months - Children	12	210	5.7%	7.7%	10.9%
% of FP17s for the same patient ID Re-attending within 3 months - Adults	146	949	15.4%	13.0%	15.6%
% of FP17s for the same patient ID Re-attending between 3 & 9 months - Children	131	210	62.4%	59.0%	59.4%
% of FP17s for the same patient ID Re-attending between 3 & 9 months - Adults	425	949	44.8%	54.5%	55.5%
% of FP17s for Band 1 Urgent Courses	89	1,089	8.2%	8.1%	8.9%
% of FP17s Relating to Free Repair or Replacements	9	1,089	0.8%	0.7%	0.7%
% of FP17s Relating to Continuations	0	1,089	0.0%	0.8%	0.7%
% of Patients satisfied with the dentistry they have received	0	0	N/A	94.3%	93.6%
% of Patients satisfied with the time they had to wait for an appointment	0	0	N/A	88.5%	88.1%

* This is based on patients treated on this contract for their most recent course of treatment. Figures in italics indicate the base number of FP17s or Patient Questionnaire responses are less than 100. N/A is shown where the base number of responses is less than 10 during the period. % is calculated as Quantity/Base number*100

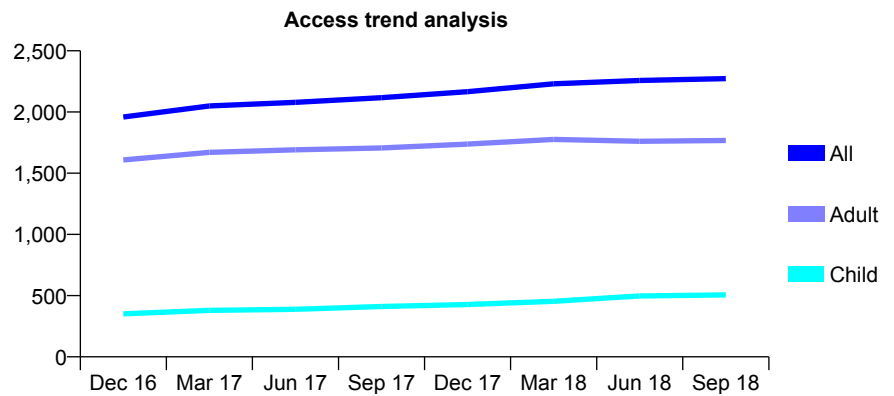
7A1 - Vital Signs At a Glance Contract Report for 155373/0001 - September 2018

Name or company name	SC & C Edwards
Contract type name	GDS Contract
Purpose of contract	General
Contract start date	01/08/2013
Contract end date	

18/19 Contracted general activity (UDA)	7,849
Carry forward general activity (UDA)	0
18/19 Contracted orthodontic activity (UOA)	0
Carry forward orthodontic activity (UOA)	0
Baseline contract value	£144,255.88

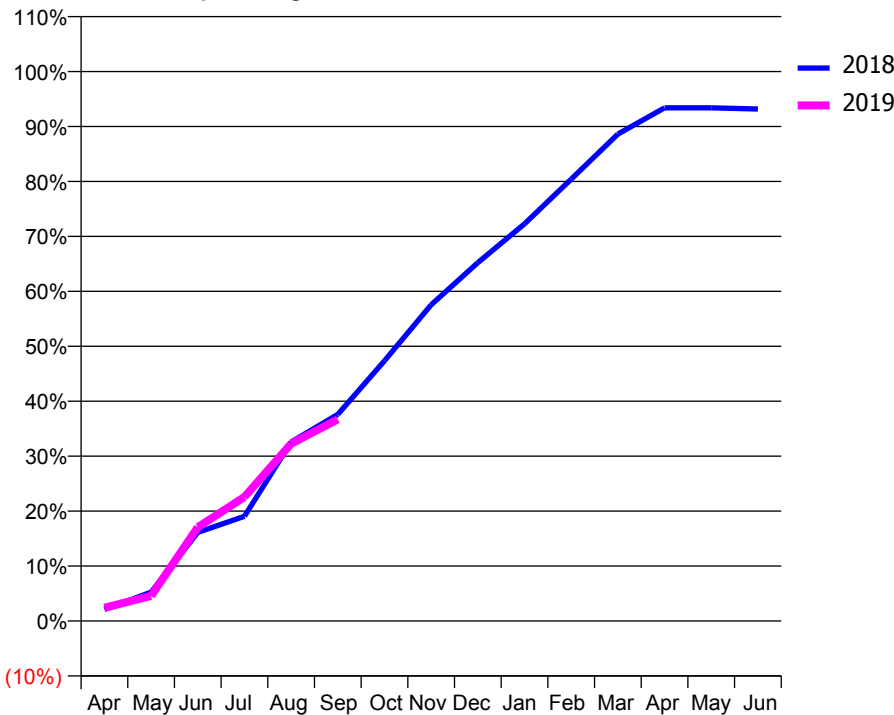
ACCESS*

Patients seen in 24 months	Total	Change since previous quarter
Quarter ending September 2017	2,117	
Quarter ending December 2017	2,166	↑
Quarter ending March 2018	2,230	↑
Quarter ending June 2018	2,258	→
Quarter ending September 2018	2,273	→
Variance since September 2017	7.4%	↑



ACTIVITY

Cumulative percentage of contracted UDA delivered 2018 & 2019



Month	Adjusted Scheduled Activity (UDA)	
	2018	2019
April	154	189
May	386	360
June	1,185	1,339
July	1,401	1,773
August	2,394	2,532
September	2,763	2,881
October	3,481	
November	4,229	
December	4,794	
January	5,313	
February	5,910	
March	6,512	
April	6,864	
May	6,863	
June	6,848	

QUALITY

	Quantity	Base Number	Contract	LHB	Wales
% of FP17s for the same patient ID Re-attending within 3 months - Children	18	401	4.5%	7.7%	10.9%
% of FP17s for the same patient ID Re-attending within 3 months - Adults	193	1,456	13.3%	13.0%	15.6%
% of FP17s for the same patient ID Re-attending between 3 & 9 months - Children	248	401	61.8%	59.0%	59.4%
% of FP17s for the same patient ID Re-attending between 3 & 9 months - Adults	1,050	1,456	72.1%	54.5%	55.5%
% of FP17s for Band 1 Urgent Courses	81	1,664	4.9%	8.1%	8.9%
% of FP17s Relating to Free Repair or Replacements	39	1,664	2.3%	0.7%	0.7%
% of FP17s Relating to Continuations	11	1,664	0.7%	0.8%	0.7%
% of Patients satisfied with the dentistry they have received	12	12	100.0%	94.3%	93.6%
% of Patients satisfied with the time they had to wait for an appointment	11	12	91.7%	88.5%	88.1%

* This is based on patients treated on this contract for their most recent course of treatment. Figures in italics indicate the base number of FP17s or Patient Questionnaire responses are less than 100. N/A is shown where the base number of responses is less than 10 during the period. % is calculated as Quantity/Base number*100

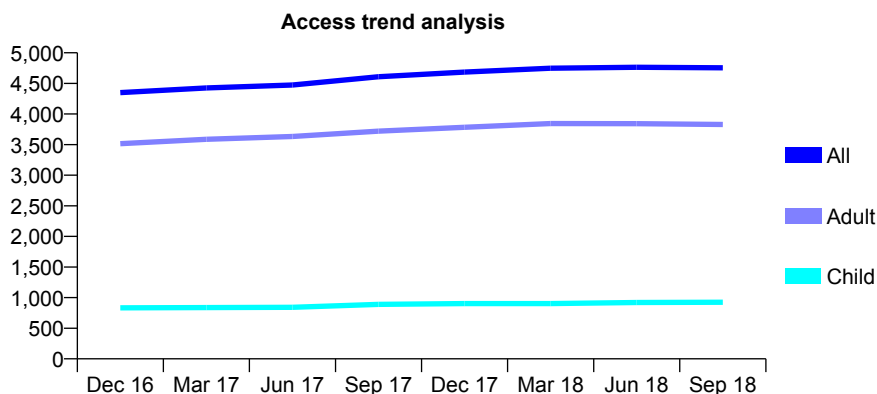
7A1 - Vital Signs At a Glance Contract Report for 155640/0001 - September 2018

Name or company name	PR Griffiths
Contract type name	GDS Contract
Purpose of contract	General
Contract start date	31/10/2014
Contract end date	

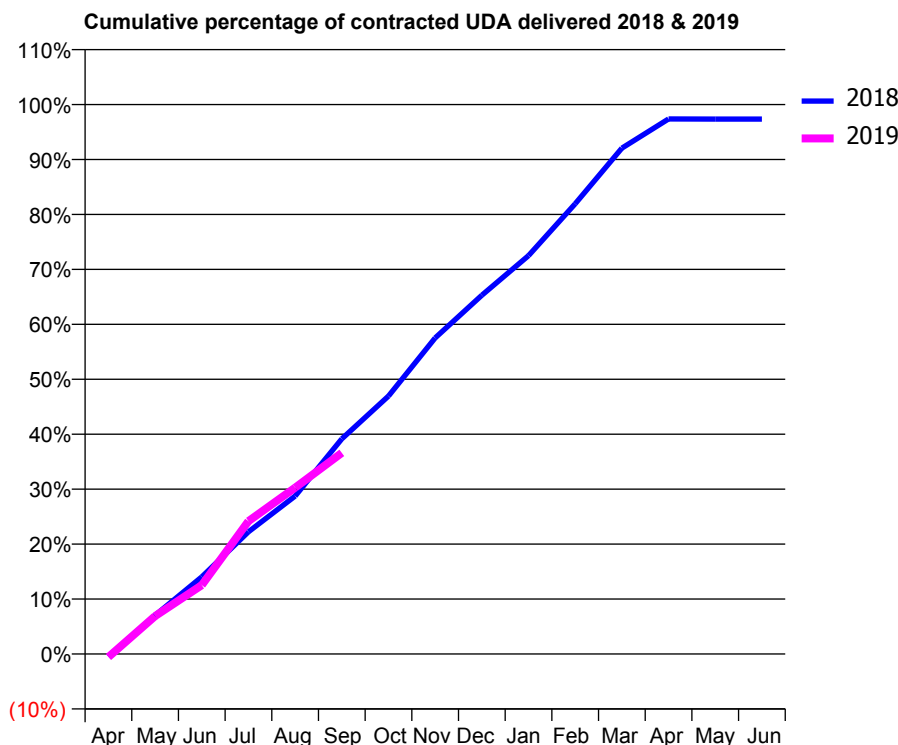
18/19 Contracted general activity (UDA)	14,028
Carry forward general activity (UDA)	372
18/19 Contracted orthodontic activity (UOA)	0
Carry forward orthodontic activity (UOA)	0
Baseline contract value	£418,094.33

ACCESS*

Patients seen in 24 months	Total	Change since previous quarter
Quarter ending September 2017	4,610	
Quarter ending December 2017	4,686	→
Quarter ending March 2018	4,748	→
Quarter ending June 2018	4,763	→
Quarter ending September 2018	4,755	→
Variance since September 2017	3.1%	↑



ACTIVITY



Month	Adjusted Scheduled Activity (UDA)	
	2018	2019
April	-69	-81
May	988	967
June	1,969	1,757
July	3,119	3,393
August	4,032	4,245
September	5,491	5,136
October	6,585	
November	8,068	
December	9,160	
January	10,171	
February	11,494	
March	12,914	
April	13,658	
May	13,656	
June	13,656	

QUALITY

	Quantity	Base Number	Contract	LHB	Wales
% of FP17s for the same patient ID Re-attending within 3 months - Children	22	772	2.8%	7.7%	10.9%
% of FP17s for the same patient ID Re-attending within 3 months - Adults	378	2,855	13.2%	13.0%	15.6%
% of FP17s for the same patient ID Re-attending between 3 & 9 months - Children	534	772	69.2%	59.0%	59.4%
% of FP17s for the same patient ID Re-attending between 3 & 9 months - Adults	1,584	2,855	55.5%	54.5%	55.5%
% of FP17s for Band 1 Urgent Courses	379	3,287	11.5%	8.1%	8.9%
% of FP17s Relating to Free Repair or Replacements	34	3,287	1.0%	0.7%	0.7%
% of FP17s Relating to Continuations	4	3,287	0.1%	0.8%	0.7%
% of Patients satisfied with the dentistry they have received	8	8	N/A	94.3%	93.6%
% of Patients satisfied with the time they had to wait for an appointment	8	8	N/A	88.5%	88.1%

* This is based on patients treated on this contract for their most recent course of treatment. Figures in italics indicate the base number of FP17s or Patient Questionnaire responses are less than 100. N/A is shown where the base number of responses is less than 10 during the period. % is calculated as Quantity/Base number*100

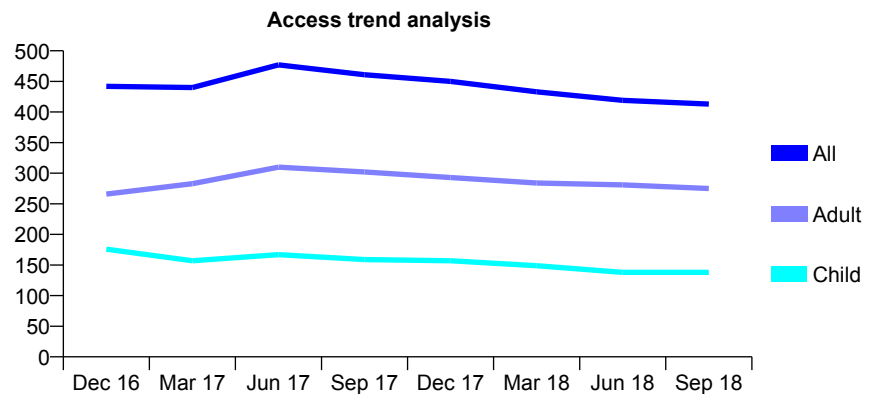
7A1 - Vital Signs At a Glance Contract Report for 158194/0028 - September 2018

Name or company name	Denticare Ltd
Contract type name	GDS Contract
Purpose of contract	General
Contract start date	01/03/2011
Contract end date	31/10/2018

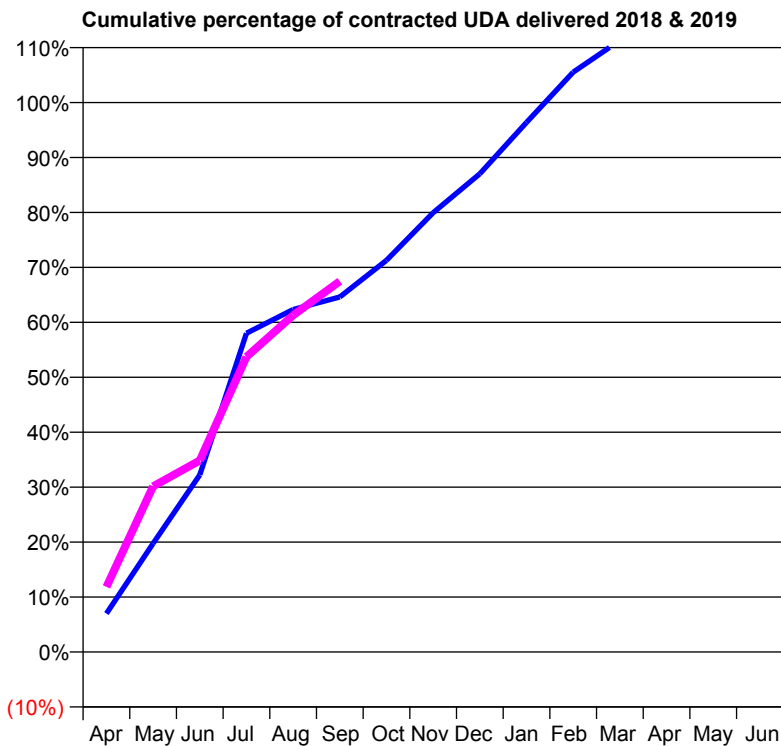
18/19 Contracted general activity (UDA)	700
Carry forward general activity (UDA)	-60
18/19 Contracted orthodontic activity (UOA)	0
Carry forward orthodontic activity (UOA)	0
Baseline contract value	£17,682.36

ACCESS*

Patients seen in 24 months	Total	Change since previous quarter
Quarter ending September 2017	461	
Quarter ending December 2017	450	↓
Quarter ending March 2018	433	↓
Quarter ending June 2018	419	↓
Quarter ending September 2018	413	↓
Variance since September 2017	(10.4%)	↓



ACTIVITY



Adjusted Scheduled Activity (UDA)		
Month	2018	2019
April	84	83
May	237	211
June	387	244
July	696	376
August	748	429
September	775	472
October	855	
November	959	
December	1,044	
January	1,156	
February	1,266	
March	1,336	
April	1,356	
May	1,359	
June	1,359	

QUALITY

	Quantity	Base Number	Contract	LHB	Wales
% of FP17s for the same patient ID Re-attending within 3 months - Children	10	102	9.8%	7.7%	10.9%
% of FP17s for the same patient ID Re-attending within 3 months - Adults	14	125	11.2%	13.0%	15.6%
% of FP17s for the same patient ID Re-attending between 3 & 9 months - Children	71	102	69.6%	59.0%	59.4%
% of FP17s for the same patient ID Re-attending between 3 & 9 months - Adults	73	125	58.4%	54.5%	55.5%
% of FP17s for Band 1 Urgent Courses	2	212	0.9%	8.1%	8.9%
% of FP17s Relating to Free Repair or Replacements	0	212	0.0%	0.7%	0.7%
% of FP17s Relating to Continuations	8	212	3.8%	0.8%	0.7%
% of Patients satisfied with the dentistry they have received	0	0	N/A	94.3%	93.6%
% of Patients satisfied with the time they had to wait for an appointment	0	0	N/A	88.5%	88.1%

* This is based on patients treated on this contract for their most recent course of treatment. Figures in italics indicate the base number of FP17s or Patient Questionnaire responses are less than 100. N/A is shown where the base number of responses is less than 10 during the period. % is calculated as Quantity/Base number*100

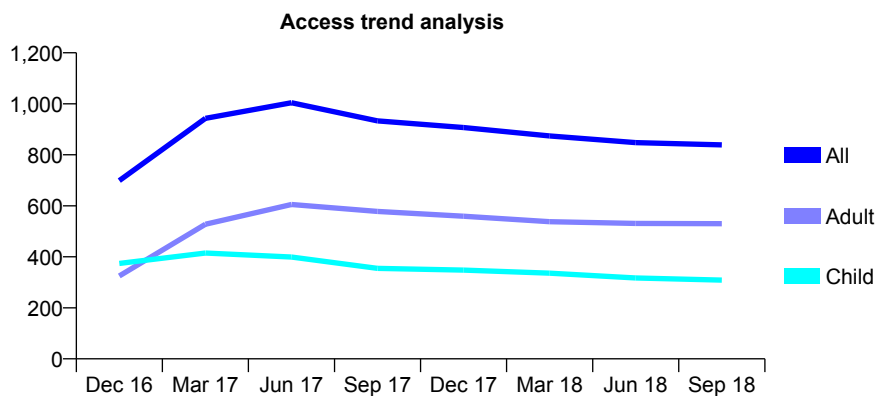
7A1 - Vital Signs At a Glance Contract Report for 160679/0001 - September 2018

Name or company name	T Ferguson
Contract type name	GDS Contract
Purpose of contract	General
Contract start date	01/06/2015
Contract end date	

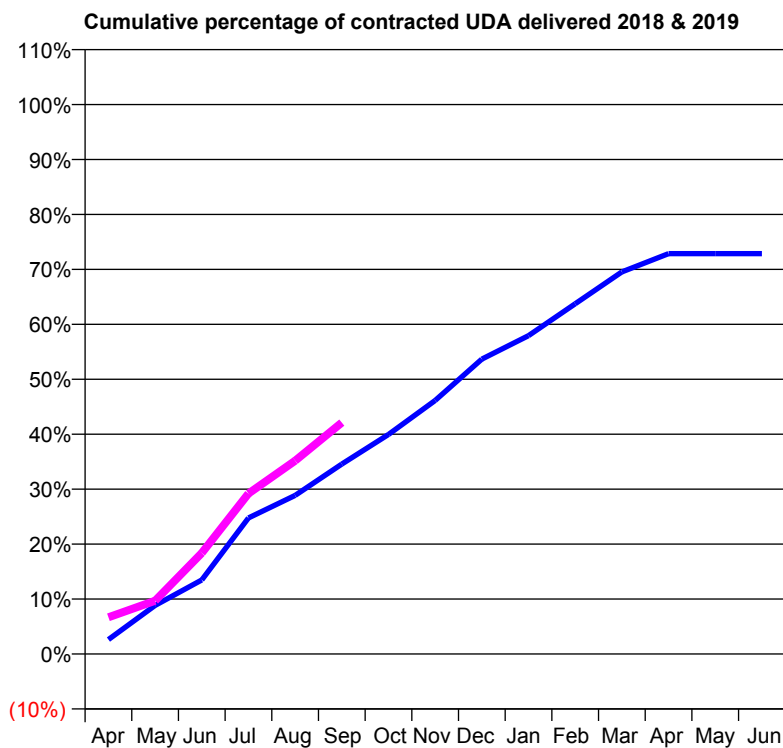
18/19 Contracted general activity (UDA)	2,200
Carry forward general activity (UDA)	0
18/19 Contracted orthodontic activity (UOA)	0
Carry forward orthodontic activity (UOA)	0
Baseline contract value	£52,007.43

ACCESS*

Patients seen in 24 months	Total	Change since previous quarter
Quarter ending September 2017	933	
Quarter ending December 2017	907	↓
Quarter ending March 2018	874	↓
Quarter ending June 2018	848	↓
Quarter ending September 2018	839	↓
Variance since September 2017	(10.1%)	↓



ACTIVITY



Month	Adjusted Scheduled Activity (UDA)	
	2018	2019
April	74	147
May	248	213
June	377	404
July	693	642
August	807	774
September	967	926
October	1,118	
November	1,291	
December	1,502	
January	1,621	
February	1,784	
March	1,946	
April	2,038	
May	2,038	
June	2,038	

QUALITY

	Quantity	Base Number	Contract	LHB	Wales
% of FP17s for the same patient ID Re-attending within 3 months - Children	13	217	6.0%	7.7%	10.9%
% of FP17s for the same patient ID Re-attending within 3 months - Adults	32	322	9.9%	13.0%	15.6%
% of FP17s for the same patient ID Re-attending between 3 & 9 months - Children	124	217	57.1%	59.0%	59.4%
% of FP17s for the same patient ID Re-attending between 3 & 9 months - Adults	201	322	62.4%	54.5%	55.5%
% of FP17s for Band 1 Urgent Courses	12	489	2.5%	8.1%	8.9%
% of FP17s Relating to Free Repair or Replacements	3	489	0.6%	0.7%	0.7%
% of FP17s Relating to Continuations	0	489	0.0%	0.8%	0.7%
% of Patients satisfied with the dentistry they have received	0	0	N/A	94.3%	93.6%
% of Patients satisfied with the time they had to wait for an appointment	0	0	N/A	88.5%	88.1%

* This is based on patients treated on this contract for their most recent course of treatment. Figures in italics indicate the base number of FP17s or Patient Questionnaire responses are less than 100. N/A is shown where the base number of responses is less than 10 during the period. % is calculated as Quantity/Base number*100

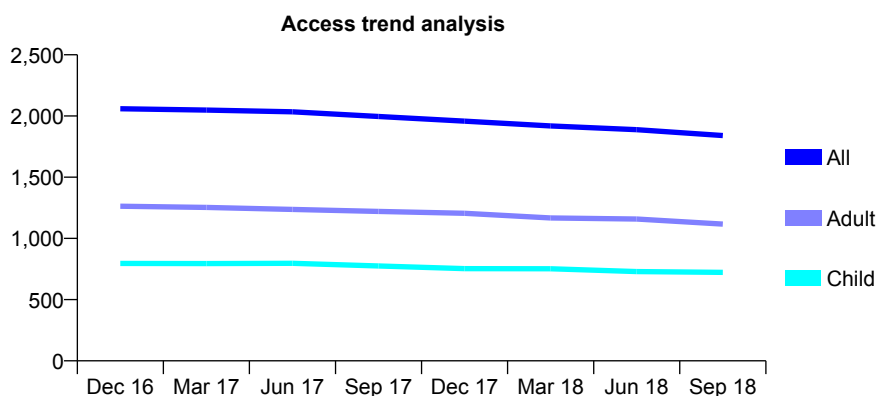
7A1 - Vital Signs At a Glance Contract Report for 162302/0001 - September 2018

Name or company name	Connahs Quay Dental Practice Ltd
Contract type name	GDS Contract
Purpose of contract	General
Contract start date	01/01/2010
Contract end date	

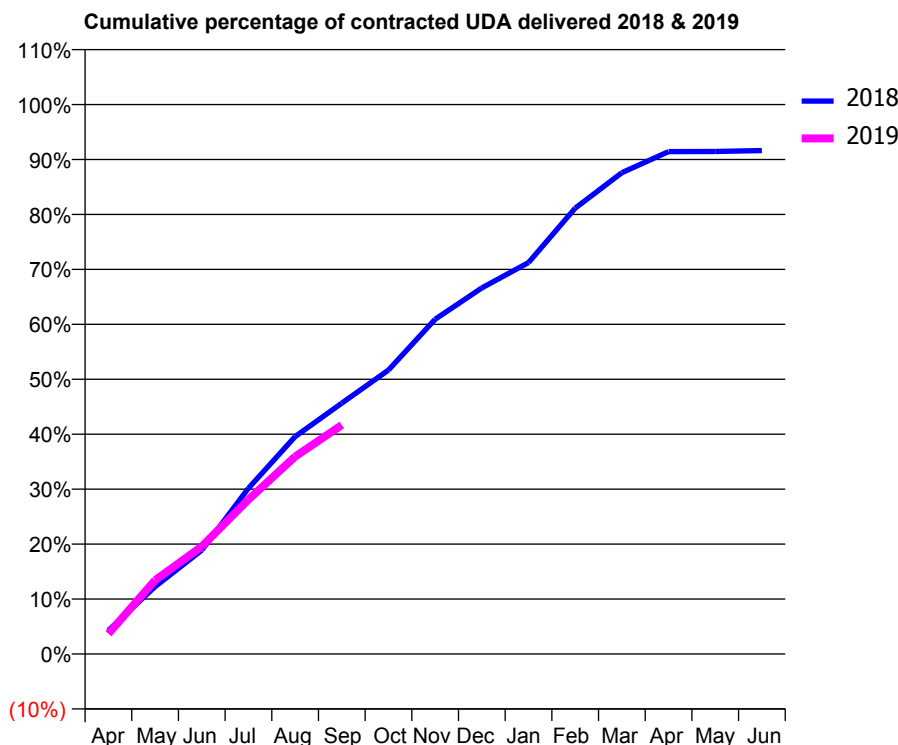
18/19 Contracted general activity (UDA)	6,036
Carry forward general activity (UDA)	0
18/19 Contracted orthodontic activity (UOA)	0
Carry forward orthodontic activity (UOA)	0
Baseline contract value	£106,875.60

ACCESS*

Patients seen in 24 months	Total	Change since previous quarter
Quarter ending September 2017	1,996	
Quarter ending December 2017	1,958	↓
Quarter ending March 2018	1,919	↓
Quarter ending June 2018	1,888	↓
Quarter ending September 2018	1,840	↓
Variance since September 2017	(7.8%)	↓



ACTIVITY



Month	Adjusted Scheduled Activity (UDA)	
	2018	2019
April	260	223
May	740	811
June	1,140	1,182
July	1,822	1,697
August	2,388	2,169
September	2,756	2,515
October	3,120	
November	3,677	
December	4,022	
January	4,300	
February	4,897	
March	5,287	
April	5,518	
May	5,520	
June	5,531	

QUALITY

	Quantity	Base Number	Contract	LHB	Wales
% of FP17s for the same patient ID Re-attending within 3 months - Children	57	599	9.5%	7.7%	10.9%
% of FP17s for the same patient ID Re-attending within 3 months - Adults	181	895	20.2%	13.0%	15.6%
% of FP17s for the same patient ID Re-attending between 3 & 9 months - Children	402	599	67.1%	59.0%	59.4%
% of FP17s for the same patient ID Re-attending between 3 & 9 months - Adults	579	895	64.7%	54.5%	55.5%
% of FP17s for Band 1 Urgent Courses	62	1,352	4.6%	8.1%	8.9%
% of FP17s Relating to Free Repair or Replacements	35	1,352	2.6%	0.7%	0.7%
% of FP17s Relating to Continuations	7	1,352	0.5%	0.8%	0.7%
% of Patients satisfied with the dentistry they have received	6	6	N/A	94.3%	93.6%
% of Patients satisfied with the time they had to wait for an appointment	5	6	N/A	88.5%	88.1%

* This is based on patients treated on this contract for their most recent course of treatment. Figures in italics indicate the base number of FP17s or Patient Questionnaire responses are less than 100. N/A is shown where the base number of responses is less than 10 during the period. % is calculated as Quantity/Base number*100

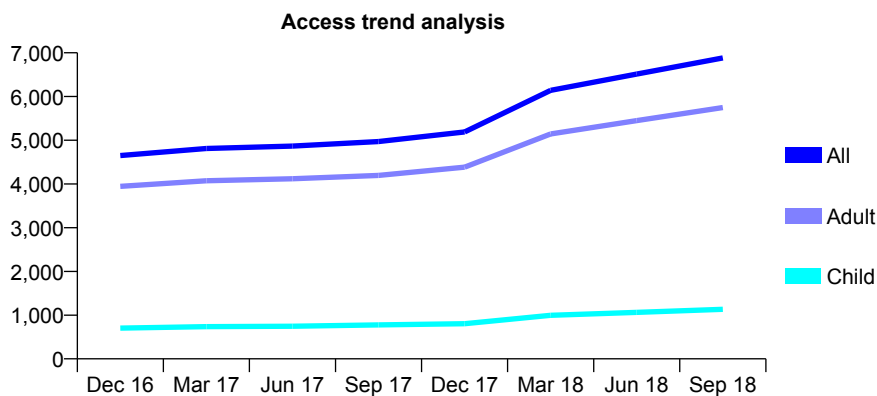
7A1 - Vital Signs At a Glance Contract Report for 164542/0001 - September 2018

Name or company name	Coppersun Dental Care Ltd
Contract type name	GDS Contract
Purpose of contract	General
Contract start date	01/11/2009
Contract end date	

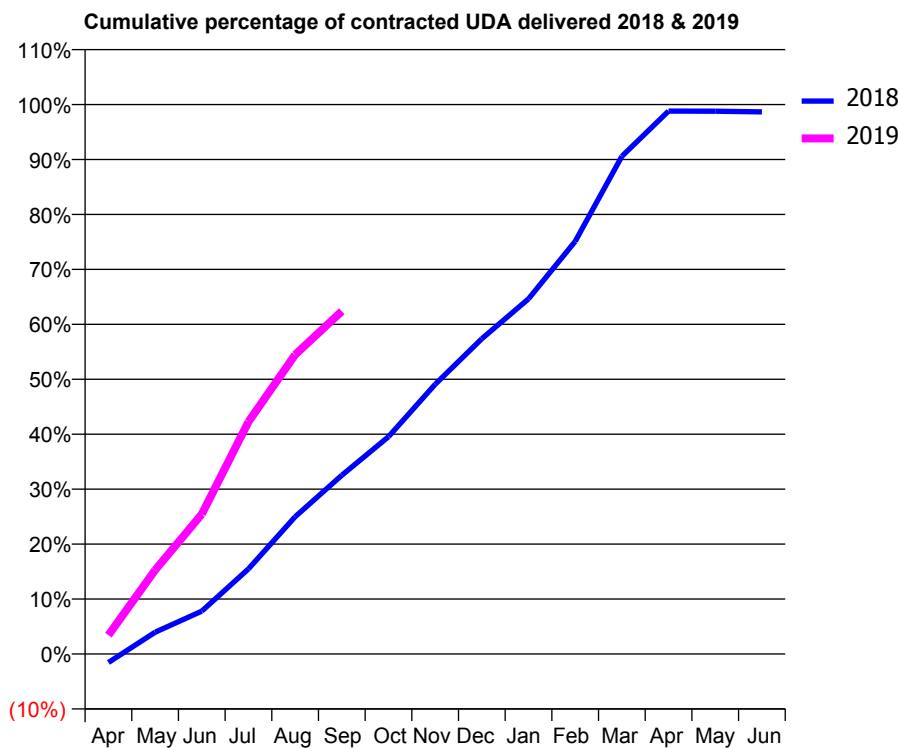
18/19 Contracted general activity (UDA)	13,345
Carry forward general activity (UDA)	237
18/19 Contracted orthodontic activity (UOA)	0
Carry forward orthodontic activity (UOA)	0
Baseline contract value	£274,237.01

ACCESS*

Patients seen in 24 months	Total	Change since previous quarter
Quarter ending September 2017	4,969	
Quarter ending December 2017	5,189	↑
Quarter ending March 2018	6,141	↑
Quarter ending June 2018	6,512	↑
Quarter ending September 2018	6,883	↑
Variance since September 2017	38.5%	↑



ACTIVITY



Month	Adjusted Scheduled Activity (UDA)	
	2018	2019
April	-277	458
May	708	2,038
June	1,387	3,394
July	2,759	5,639
August	4,445	7,268
September	5,788	8,324
October	7,038	
November	8,734	
December	10,209	
January	11,503	
February	13,364	
March	16,120	
April	17,583	
May	17,576	
June	17,558	

QUALITY

	Quantity	Base Number	Contract	LHB	Wales
% of FP17s for the same patient ID Re-attending within 3 months - Children	89	862	10.3%	7.7%	10.9%
% of FP17s for the same patient ID Re-attending within 3 months - Adults	822	4,269	19.3%	13.0%	15.6%
% of FP17s for the same patient ID Re-attending between 3 & 9 months - Children	441	862	51.2%	59.0%	59.4%
% of FP17s for the same patient ID Re-attending between 3 & 9 months - Adults	1,842	4,269	43.1%	54.5%	55.5%
% of FP17s for Band 1 Urgent Courses	617	4,501	13.7%	8.1%	8.9%
% of FP17s Relating to Free Repair or Replacements	78	4,501	1.7%	0.7%	0.7%
% of FP17s Relating to Continuations	43	4,501	1.0%	0.8%	0.7%
% of Patients satisfied with the dentistry they have received	15	15	100.0%	94.3%	93.6%
% of Patients satisfied with the time they had to wait for an appointment	15	15	100.0%	88.5%	88.1%

* This is based on patients treated on this contract for their most recent course of treatment. Figures in italics indicate the base number of FP17s or Patient Questionnaire responses are less than 100. N/A is shown where the base number of responses is less than 10 during the period. % is calculated as Quantity/Base number*100

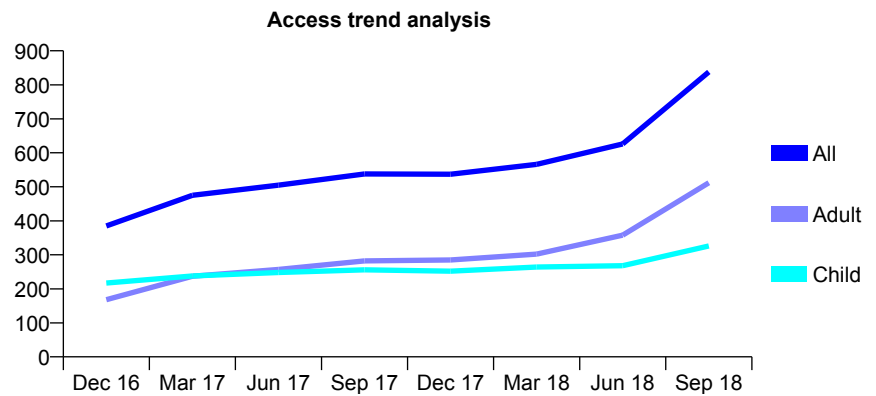
7A1 - Vital Signs At a Glance Contract Report for 164577/0001 - September 2018

Name or company name	Entwistle, Williams & Jenkins GDS Contract
Contract type name	GDS Contract
Purpose of contract	General
Contract start date	31/08/2013
Contract end date	

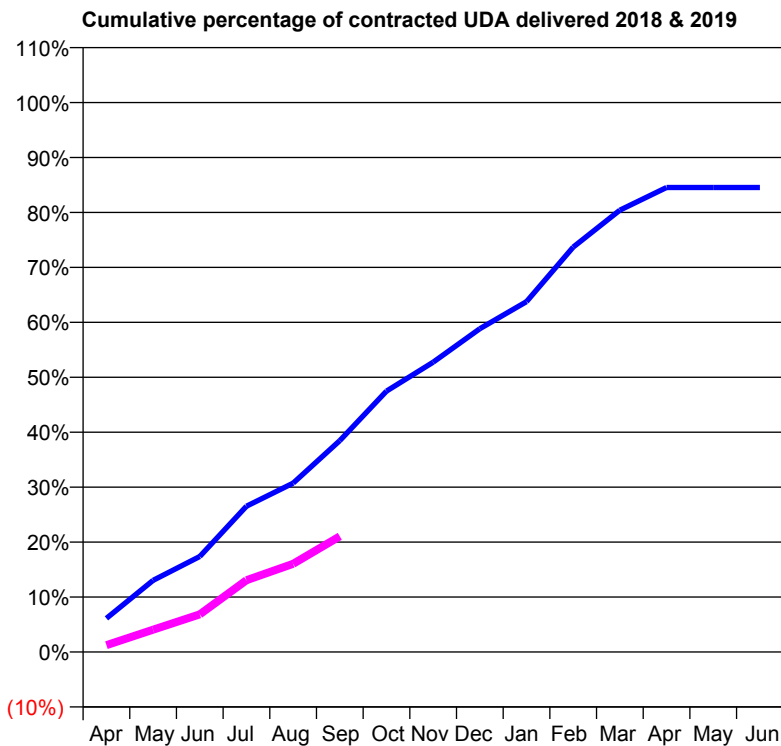
18/19 Contracted general activity (UDA)	6,450
Carry forward general activity (UDA)	0
18/19 Contracted orthodontic activity (UOA)	0
Carry forward orthodontic activity (UOA)	0
Baseline contract value	£155,450.70

ACCESS*

Patients seen in 24 months	Total	Change since previous quarter
Quarter ending September 2017	538	
Quarter ending December 2017	537	→
Quarter ending March 2018	566	↑
Quarter ending June 2018	626	↑
Quarter ending September 2018	838	↑
Variance since September 2017	55.8%	↑



ACTIVITY



Month	Adjusted Scheduled Activity (UDA)	
	2018	2019
April	110	80
May	235	262
June	313	442
July	478	843
August	553	1,035
September	692	1,359
October	854	
November	949	
December	1,059	
January	1,148	
February	1,326	
March	1,447	
April	1,522	
May	1,522	
June	1,522	

QUALITY

	Quantity	Base Number	Contract	LHB	Wales
% of FP17s for the same patient ID Re-attending within 3 months - Children	15	262	5.7%	7.7%	10.9%
% of FP17s for the same patient ID Re-attending within 3 months - Adults	57	400	14.2%	13.0%	15.6%
% of FP17s for the same patient ID Re-attending between 3 & 9 months - Children	125	262	47.7%	59.0%	59.4%
% of FP17s for the same patient ID Re-attending between 3 & 9 months - Adults	82	400	20.5%	54.5%	55.5%
% of FP17s for Band 1 Urgent Courses	63	626	10.1%	8.1%	8.9%
% of FP17s Relating to Free Repair or Replacements	2	626	0.3%	0.7%	0.7%
% of FP17s Relating to Continuations	0	626	0.0%	0.8%	0.7%
% of Patients satisfied with the dentistry they have received	2	2	N/A	94.3%	93.6%
% of Patients satisfied with the time they had to wait for an appointment	2	2	N/A	88.5%	88.1%

* This is based on patients treated on this contract for their most recent course of treatment. Figures in italics indicate the base number of FP17s or Patient Questionnaire responses are less than 100. N/A is shown where the base number of responses is less than 10 during the period. % is calculated as Quantity/Base number*100

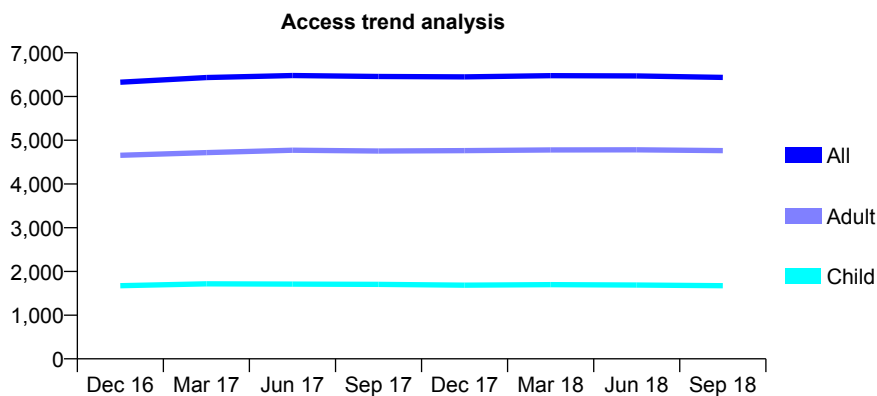
7A1 - Vital Signs At a Glance Contract Report for 167096/0002 - September 2018

Name or company name	Longford Road Dental Practice Ltd
Contract type name	GDS Contract
Purpose of contract	General
Contract start date	01/11/2013
Contract end date	

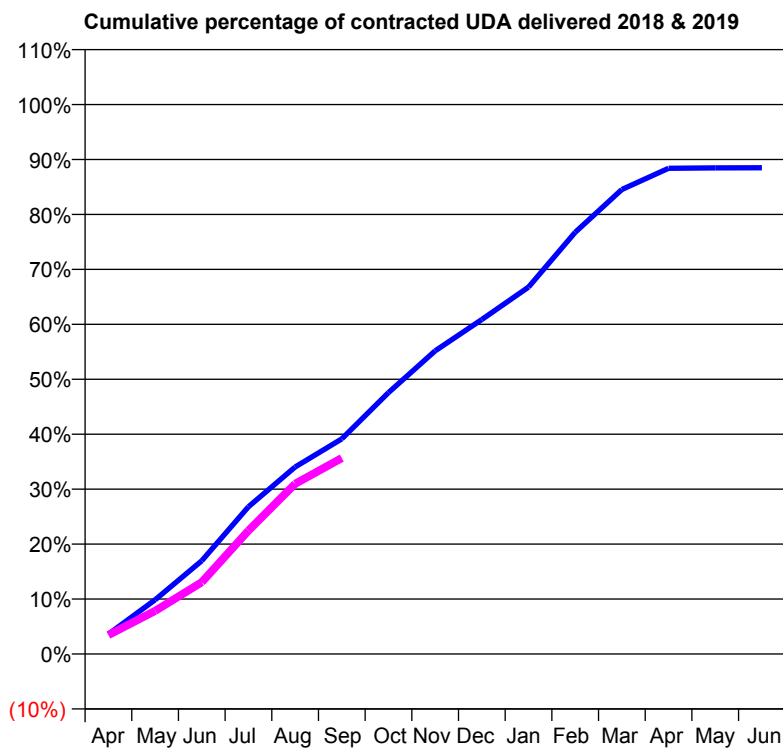
18/19 Contracted general activity (UDA)	21,112
Carry forward general activity (UDA)	0
18/19 Contracted orthodontic activity (UOA)	0
Carry forward orthodontic activity (UOA)	0
Baseline contract value	£461,346.06

ACCESS*

Patients seen in 24 months	Total	Change since previous quarter
Quarter ending September 2017	6,459	
Quarter ending December 2017	6,450	→
Quarter ending March 2018	6,476	→
Quarter ending June 2018	6,471	→
Quarter ending September 2018	6,437	→
Variance since September 2017	(0.3%)	→



ACTIVITY



Month	Adjusted Scheduled Activity (UDA)	
	2018	2019
April	866	729
May	2,360	1,656
June	4,061	2,758
July	6,410	4,741
August	8,137	6,541
September	9,362	7,527
October	11,379	
November	13,197	
December	14,559	
January	15,966	
February	18,351	
March	20,214	
April	21,141	
May	21,154	
June	21,164	

QUALITY

	Quantity	Base Number	Contract	LHB	Wales
% of FP17s for the same patient ID Re-attending within 3 months - Children	86	1,335	6.4%	7.7%	10.9%
% of FP17s for the same patient ID Re-attending within 3 months - Adults	441	3,408	12.9%	13.0%	15.6%
% of FP17s for the same patient ID Re-attending between 3 & 9 months - Children	924	1,335	69.2%	59.0%	59.4%
% of FP17s for the same patient ID Re-attending between 3 & 9 months - Adults	1,894	3,408	55.6%	54.5%	55.5%
% of FP17s for Band 1 Urgent Courses	398	4,366	9.1%	8.1%	8.9%
% of FP17s Relating to Free Repair or Replacements	41	4,366	0.9%	0.7%	0.7%
% of FP17s Relating to Continuations	4	4,366	0.1%	0.8%	0.7%
% of Patients satisfied with the dentistry they have received	11	12	91.7%	94.3%	93.6%
% of Patients satisfied with the time they had to wait for an appointment	11	12	91.7%	88.5%	88.1%

* This is based on patients treated on this contract for their most recent course of treatment. Figures in italics indicate the base number of FP17s or Patient Questionnaire responses are less than 100. N/A is shown where the base number of responses is less than 10 during the period. % is calculated as Quantity/Base number*100

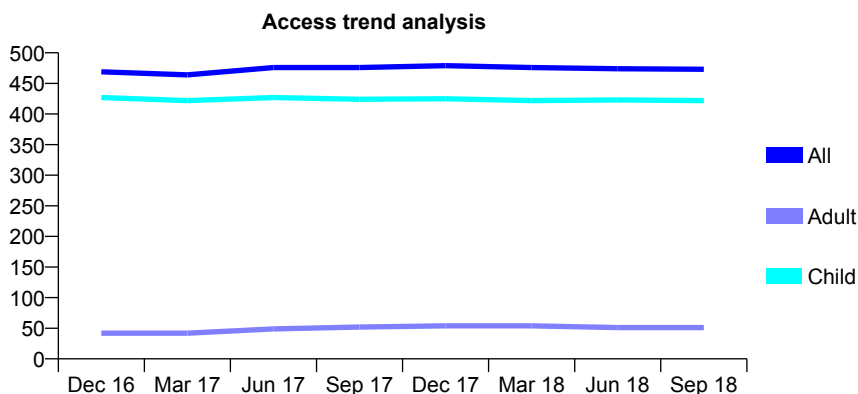
7A1 - Vital Signs At a Glance Contract Report for 170003/0001 - September 2018

Name or company name	Meacher & Associates Limited
Contract type name	GDS Contract
Purpose of contract	General
Contract start date	01/06/2010
Contract end date	

18/19 Contracted general activity (UDA)	975
Carry forward general activity (UDA)	-21
18/19 Contracted orthodontic activity (UOA)	0
Carry forward orthodontic activity (UOA)	0
Baseline contract value	£23,337.03

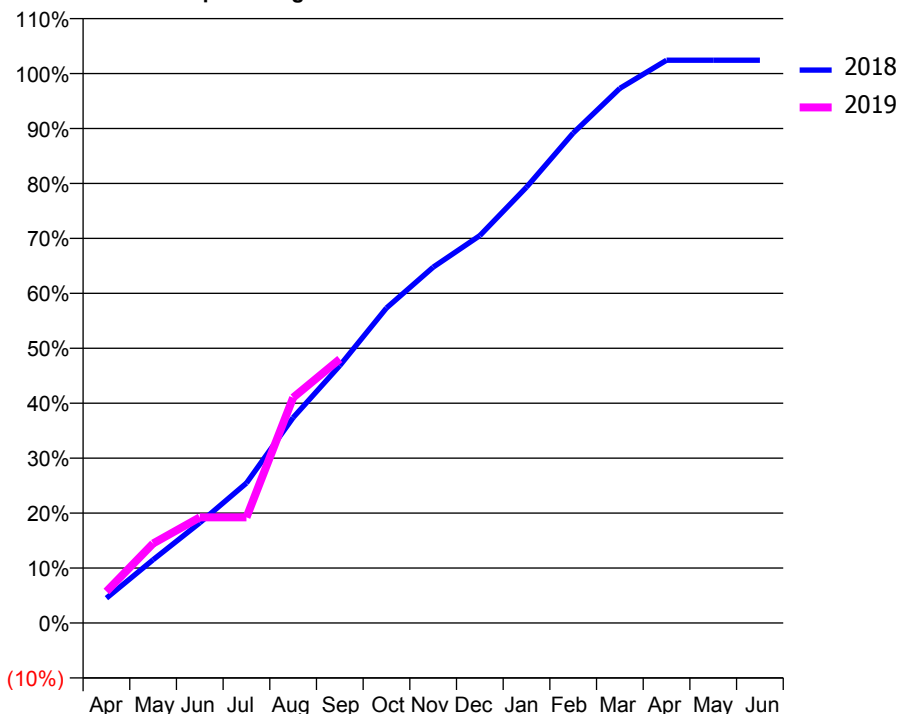
ACCESS*

Patients seen in 24 months	Total	Change since previous quarter
Quarter ending September 2017	476	
Quarter ending December 2017	479	→
Quarter ending March 2018	476	→
Quarter ending June 2018	474	→
Quarter ending September 2018	473	→
Variance since September 2017	(0.6%)	→



ACTIVITY

Cumulative percentage of contracted UDA delivered 2018 & 2019



Month	Adjusted Scheduled Activity (UDA)	
	2018	2019
April	44	56
May	112	141
June	178	188
July	248	188
August	365	400
September	457	468
October	559	
November	631	
December	687	
January	773	
February	869	
March	949	
April	999	
May	999	
June	999	

QUALITY

	Quantity	Base Number	Contract	LHB	Wales
% of FP17s for the same patient ID Re-attending within 3 months - Children	16	396	4.0%	7.7%	10.9%
% of FP17s for the same patient ID Re-attending within 3 months - Adults	0	0	N/A	13.0%	15.6%
% of FP17s for the same patient ID Re-attending between 3 & 9 months - Children	290	396	73.2%	59.0%	59.4%
% of FP17s for the same patient ID Re-attending between 3 & 9 months - Adults	0	0	N/A	54.5%	55.5%
% of FP17s for Band 1 Urgent Courses	12	356	3.4%	8.1%	8.9%
% of FP17s Relating to Free Repair or Replacements	0	356	0.0%	0.7%	0.7%
% of FP17s Relating to Continuations	0	356	0.0%	0.8%	0.7%
% of Patients satisfied with the dentistry they have received	0	0	N/A	94.3%	93.6%
% of Patients satisfied with the time they had to wait for an appointment	0	0	N/A	88.5%	88.1%

* This is based on patients treated on this contract for their most recent course of treatment. Figures in italics indicate the base number of FP17s or Patient Questionnaire responses are less than 100. N/A is shown where the base number of responses is less than 10 during the period. % is calculated as Quantity/Base number*100

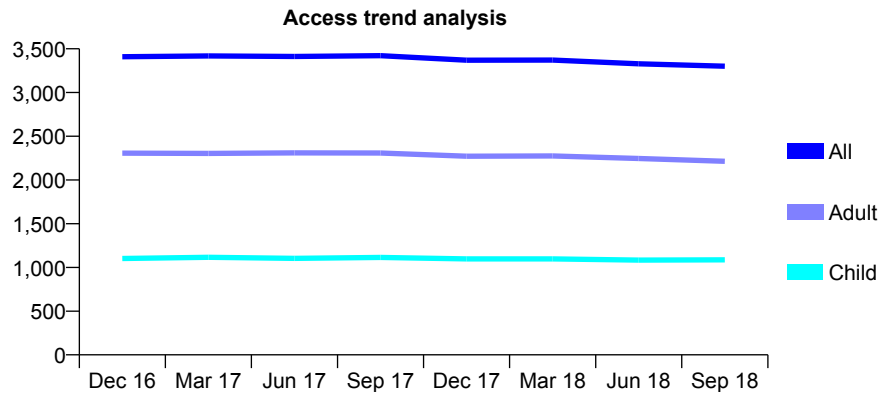
7A1 - Vital Signs At a Glance Contract Report for 173185/0001 - September 2018

Name or company name	Deintyddfa Deudraeth Dental Care Ltd.
Contract type name	GDS Contract
Purpose of contract	General and Orthodontic
Contract start date	01/05/2010
Contract end date	

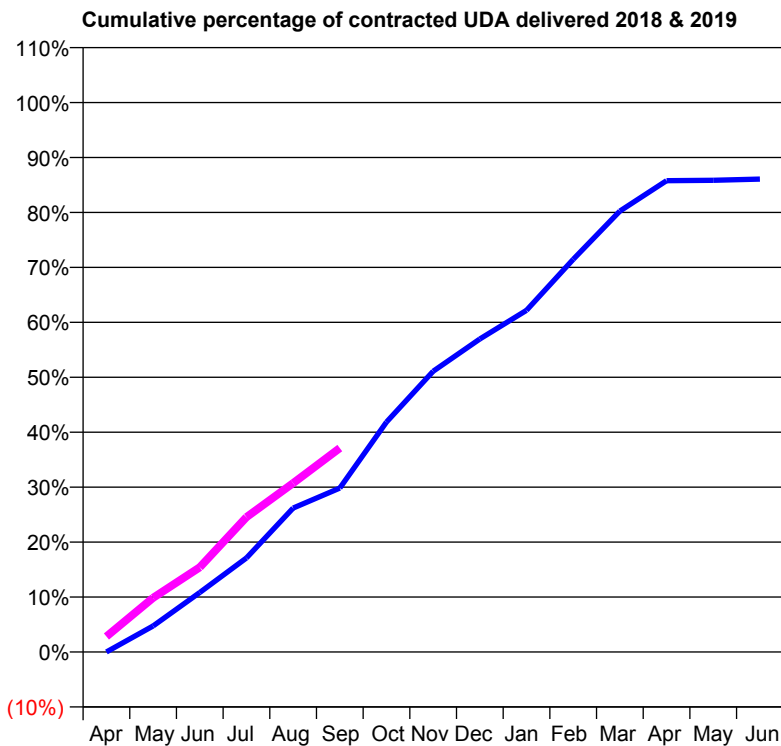
18/19 Contracted general activity (UDA)	8,159
Carry forward general activity (UDA)	0
18/19 Contracted orthodontic activity (UOA)	1,143
Carry forward orthodontic activity (UOA)	-36
Baseline contract value	£302,798.99

ACCESS*

Patients seen in 24 months	Total	Change since previous quarter
Quarter ending September 2017	3,422	
Quarter ending December 2017	3,369	↓
Quarter ending March 2018	3,371	→
Quarter ending June 2018	3,329	↓
Quarter ending September 2018	3,301	→
Variance since September 2017	(3.5%)	↓



ACTIVITY



Month	Adjusted Scheduled Activity (UDA)	
	2018	2019
April	0	230
May	388	804
June	884	1,259
July	1,397	2,003
August	2,137	2,508
September	2,434	3,029
October	3,415	
November	4,169	
December	4,648	
January	5,074	
February	5,830	
March	6,546	
April	6,999	
May	7,004	
June	7,022	

QUALITY

	Quantity	Base Number	Contract	LHB	Wales
% of FP17s for the same patient ID Re-attending within 3 months - Children	43	877	4.9%	7.7%	10.9%
% of FP17s for the same patient ID Re-attending within 3 months - Adults	90	1,389	6.5%	13.0%	15.6%
% of FP17s for the same patient ID Re-attending between 3 & 9 months - Children	553	877	63.1%	59.0%	59.4%
% of FP17s for the same patient ID Re-attending between 3 & 9 months - Adults	893	1,389	64.3%	54.5%	55.5%
% of FP17s for Band 1 Urgent Courses	49	1,944	2.5%	8.1%	8.9%
% of FP17s Relating to Free Repair or Replacements	0	1,944	0.0%	0.7%	0.7%
% of FP17s Relating to Continuations	12	1,944	0.6%	0.8%	0.7%
% of Patients satisfied with the dentistry they have received	3	3	N/A	94.3%	93.6%
% of Patients satisfied with the time they had to wait for an appointment	2	3	N/A	88.5%	88.1%

* This is based on patients treated on this contract for their most recent course of treatment. Figures in italics indicate the base number of FP17s or Patient Questionnaire responses are less than 100. N/A is shown where the base number of responses is less than 10 during the period. % is calculated as Quantity/Base number*100

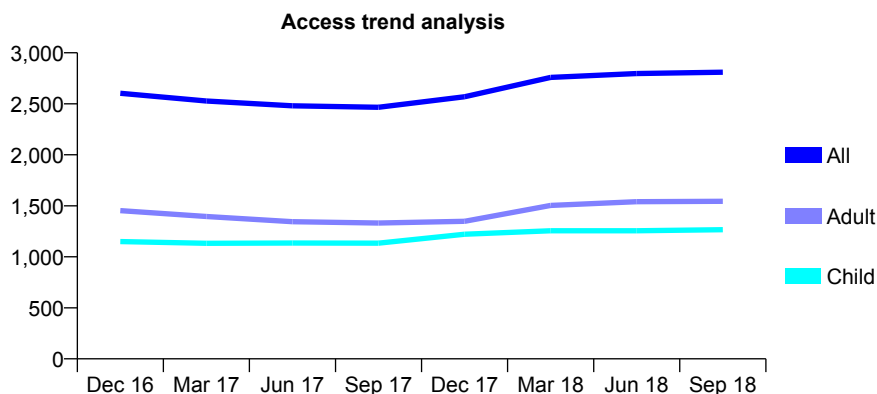
7A1 - Vital Signs At a Glance Contract Report for 173223/0001 - September 2018

Name or company name	The Kandy Lodge Dental Practice Partners
Contract type name	GDS Contract
Purpose of contract	General
Contract start date	01/12/2013
Contract end date	

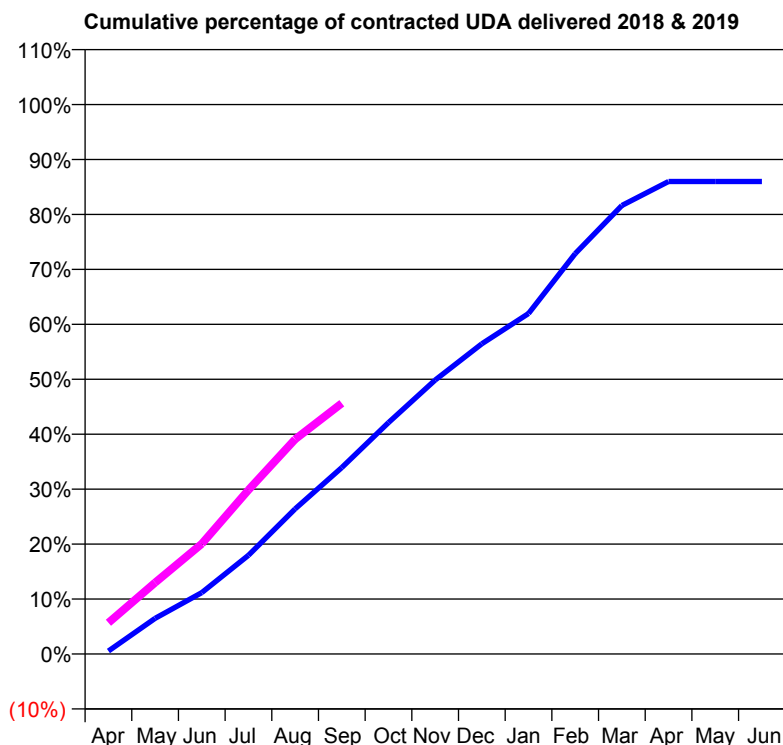
18/19 Contracted general activity (UDA)	8,420
Carry forward general activity (UDA)	0
18/19 Contracted orthodontic activity (UOA)	0
Carry forward orthodontic activity (UOA)	0
Baseline contract value	£163,904.12

ACCESS*

Patients seen in 24 months	Total	Change since previous quarter
Quarter ending September 2017	2,466	
Quarter ending December 2017	2,569	↑
Quarter ending March 2018	2,759	↑
Quarter ending June 2018	2,797	→
Quarter ending September 2018	2,810	→
Variance since September 2017	13.9%	↑



ACTIVITY



Month	Adjusted Scheduled Activity (UDA)	
	2018	2019
April	48	480
May	561	1,094
June	964	1,688
July	1,550	2,514
August	2,278	3,292
September	2,926	3,843
October	3,631	
November	4,299	
December	4,869	
January	5,343	
February	6,284	
March	7,039	
April	7,416	
May	7,417	
June	7,417	

QUALITY

	Quantity	Base Number	Contract	LHB	Wales
% of FP17s for the same patient ID Re-attending within 3 months - Children	79	1,038	7.6%	7.7%	10.9%
% of FP17s for the same patient ID Re-attending within 3 months - Adults	165	1,189	13.9%	13.0%	15.6%
% of FP17s for the same patient ID Re-attending between 3 & 9 months - Children	737	1,038	71.0%	59.0%	59.4%
% of FP17s for the same patient ID Re-attending between 3 & 9 months - Adults	680	1,189	57.2%	54.5%	55.5%
% of FP17s for Band 1 Urgent Courses	198	2,052	9.6%	8.1%	8.9%
% of FP17s Relating to Free Repair or Replacements	8	2,052	0.4%	0.7%	0.7%
% of FP17s Relating to Continuations	16	2,052	0.8%	0.8%	0.7%
% of Patients satisfied with the dentistry they have received	3	3	N/A	94.3%	93.6%
% of Patients satisfied with the time they had to wait for an appointment	2	3	N/A	88.5%	88.1%

* This is based on patients treated on this contract for their most recent course of treatment. Figures in italics indicate the base number of FP17s or Patient Questionnaire responses are less than 100. N/A is shown where the base number of responses is less than 10 during the period. % is calculated as Quantity/Base number*100

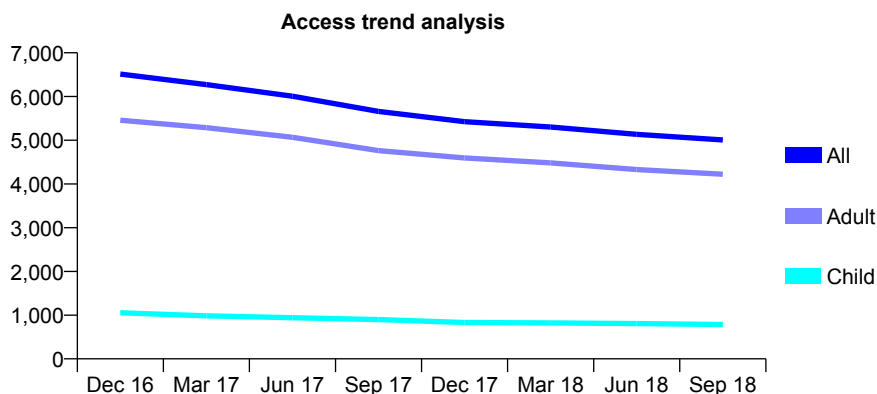
7A1 - Vital Signs At a Glance Contract Report for 175145/0001 - September 2018

Name or company name	Rhyl and Abergele Elwy Dental Partnership
Contract type name	GDS Contract
Purpose of contract	General
Contract start date	01/03/2011
Contract end date	

18/19 Contracted general activity (UDA)	19,286
Carry forward general activity (UDA)	441
18/19 Contracted orthodontic activity (UOA)	0
Carry forward orthodontic activity (UOA)	0
Baseline contract value	£520,295.10

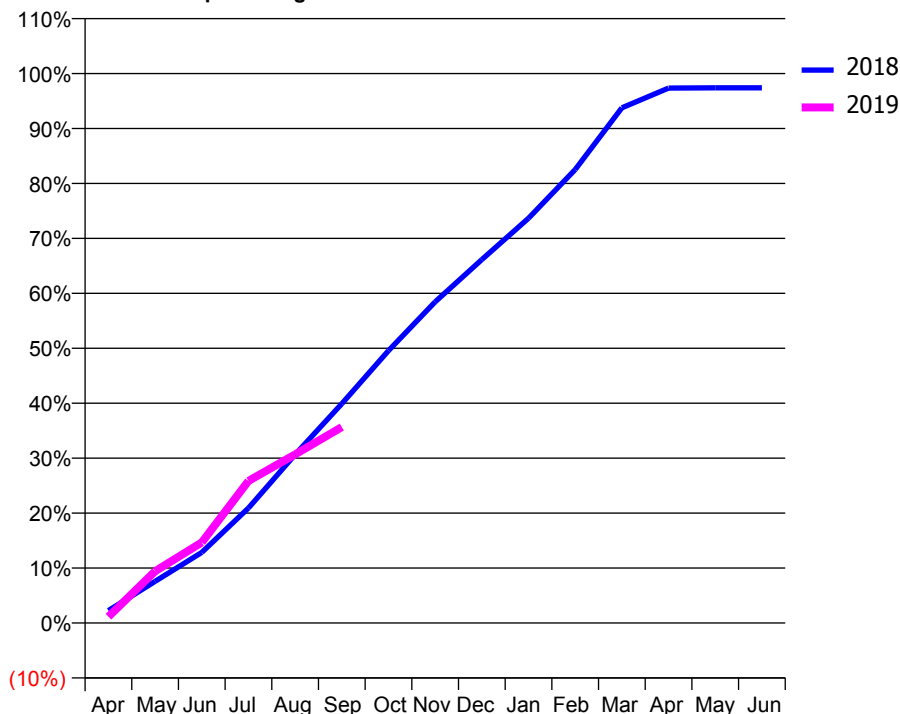
ACCESS*

Patients seen in 24 months	Total	Change since previous quarter
Quarter ending September 2017	5,660	
Quarter ending December 2017	5,425	↓
Quarter ending March 2018	5,304	↓
Quarter ending June 2018	5,136	↓
Quarter ending September 2018	5,008	↓
Variance since September 2017	(11.5%)	↓



ACTIVITY

Cumulative percentage of contracted UDA delivered 2018 & 2019



Adjusted Scheduled Activity (UDA)

Month	2018	2019
April	387	223
May	1,290	1,818
June	2,184	2,830
July	3,560	4,989
August	5,212	5,920
September	6,786	6,876
October	8,425	
November	9,937	
December	11,244	
January	12,523	
February	14,029	
March	15,936	
April	16,550	
May	16,556	
June	16,559	

QUALITY

	Quantity	Base Number	Contract	LHB	Wales
% of FP17s for the same patient ID Re-attending within 3 months - Children	24	541	4.4%	7.7%	10.9%
% of FP17s for the same patient ID Re-attending within 3 months - Adults	456	2,944	15.5%	13.0%	15.6%
% of FP17s for the same patient ID Re-attending between 3 & 9 months - Children	234	541	43.3%	59.0%	59.4%
% of FP17s for the same patient ID Re-attending between 3 & 9 months - Adults	1,480	2,944	50.3%	54.5%	55.5%
% of FP17s for Band 1 Urgent Courses	372	3,240	11.5%	8.1%	8.9%
% of FP17s Relating to Free Repair or Replacements	53	3,240	1.6%	0.7%	0.7%
% of FP17s Relating to Continuations	15	3,240	0.5%	0.8%	0.7%
% of Patients satisfied with the dentistry they have received	18	20	90.0%	94.3%	93.6%
% of Patients satisfied with the time they had to wait for an appointment	16	20	80.0%	88.5%	88.1%

* This is based on patients treated on this contract for their most recent course of treatment. Figures in italics indicate the base number of FP17s or Patient Questionnaire responses are less than 100. N/A is shown where the base number of responses is less than 10 during the period. % is calculated as Quantity/Base number*100

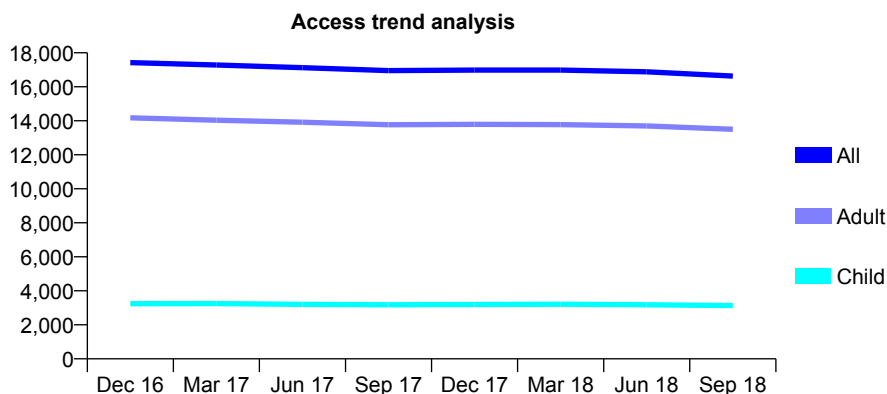
7A1 - Vital Signs At a Glance Contract Report for 175145/0002 - September 2018

Name or company name	Rhyl and Abergele Elwy Dental Partnership
Contract type name	GDS Contract
Purpose of contract	General and Orthodontic
Contract start date	01/03/2011
Contract end date	

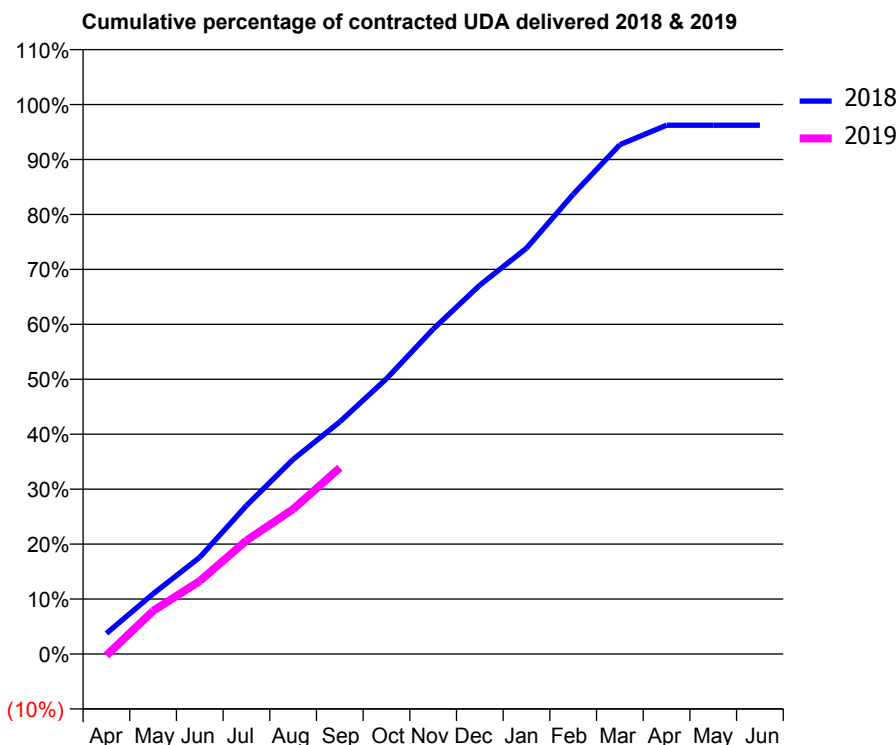
18/19 Contracted general activity (UDA)	48,000
Carry forward general activity (UDA)	1,808
18/19 Contracted orthodontic activity (UOA)	827
Carry forward orthodontic activity (UOA)	-31
Baseline contract value	£1,378,377.89

ACCESS*

Patients seen in 24 months	Total	Change since previous quarter
Quarter ending September 2017	16,950	
Quarter ending December 2017	16,986	→
Quarter ending March 2018	16,987	→
Quarter ending June 2018	16,879	→
Quarter ending September 2018	16,630	↓
Variance since September 2017	(1.9%)	↓



ACTIVITY



Month	Adjusted Scheduled Activity (UDA)	
	2018	2019
April	1,798	-138
May	5,263	3,771
June	8,452	6,375
July	12,975	9,919
August	17,003	12,654
September	20,290	16,262
October	24,051	
November	28,377	
December	32,224	
January	35,452	
February	40,159	
March	44,488	
April	46,190	
May	46,192	
June	46,192	

QUALITY

	Quantity	Base Number	Contract	LHB	Wales
% of FP17s for the same patient ID Re-attending within 3 months - Children	140	2,061	6.8%	7.7%	10.9%
% of FP17s for the same patient ID Re-attending within 3 months - Adults	988	8,468	11.7%	13.0%	15.6%
% of FP17s for the same patient ID Re-attending between 3 & 9 months - Children	916	2,061	44.4%	59.0%	59.4%
% of FP17s for the same patient ID Re-attending between 3 & 9 months - Adults	2,992	8,468	35.3%	54.5%	55.5%
% of FP17s for Band 1 Urgent Courses	705	9,717	7.3%	8.1%	8.9%
% of FP17s Relating to Free Repair or Replacements	30	9,717	0.3%	0.7%	0.7%
% of FP17s Relating to Continuations	117	9,717	1.2%	0.8%	0.7%
% of Patients satisfied with the dentistry they have received	50	55	90.9%	94.3%	93.6%
% of Patients satisfied with the time they had to wait for an appointment	51	55	92.7%	88.5%	88.1%

* This is based on patients treated on this contract for their most recent course of treatment. Figures in italics indicate the base number of FP17s or Patient Questionnaire responses are less than 100. N/A is shown where the base number of responses is less than 10 during the period. % is calculated as Quantity/Base number*100

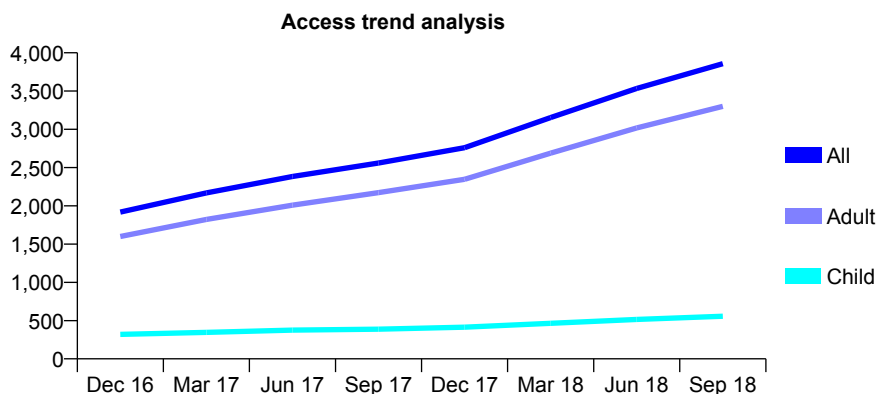
7A1 - Vital Signs At a Glance Contract Report for 175595/0001 - September 2018

Name or company name	MR QM JAFFRI
Contract type name	GDS Contract
Purpose of contract	General
Contract start date	28/12/2015
Contract end date	

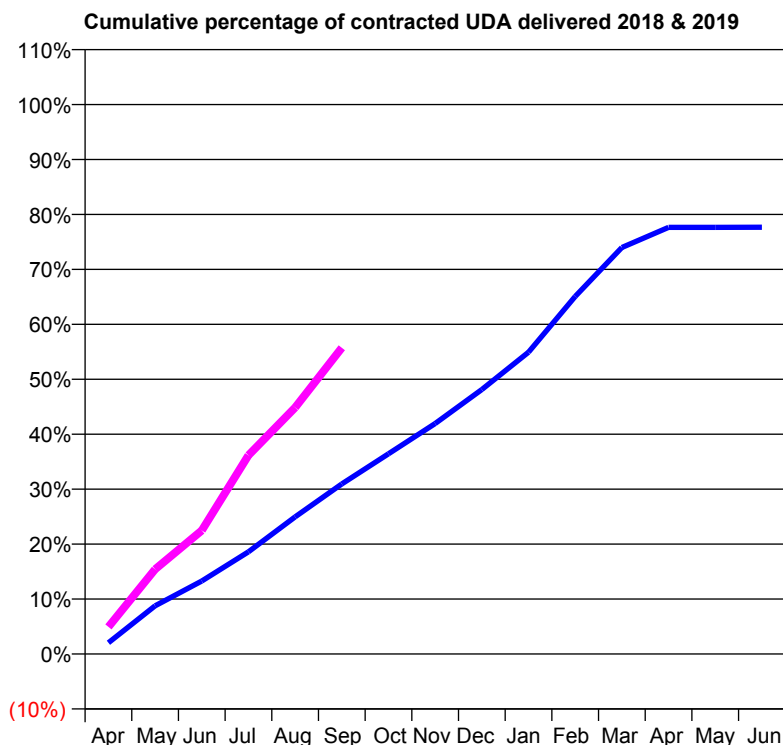
18/19 Contracted general activity (UDA)	11,508
Carry forward general activity (UDA)	0
18/19 Contracted orthodontic activity (UOA)	0
Carry forward orthodontic activity (UOA)	0
Baseline contract value	£279,980.97

ACCESS*

Patients seen in 24 months	Total	Change since previous quarter
Quarter ending September 2017	2,560	
Quarter ending December 2017	2,760	↑
Quarter ending March 2018	3,153	↑
Quarter ending June 2018	3,533	↑
Quarter ending September 2018	3,858	↑
Variance since September 2017	50.7%	↑



ACTIVITY



Month	Adjusted Scheduled Activity (UDA)	
	2018	2019
April	262	568
May	1,118	1,775
June	1,693	2,587
July	2,372	4,163
August	3,182	5,162
September	3,945	6,414
October	4,644	
November	5,348	
December	6,136	
January	7,003	
February	8,297	
March	9,431	
April	9,898	
May	9,898	
June	9,903	

QUALITY

	Quantity	Base Number	Contract	LHB	Wales
% of FP17s for the same patient ID Re-attending within 3 months - Children	18	410	4.4%	7.7%	10.9%
% of FP17s for the same patient ID Re-attending within 3 months - Adults	316	2,521	12.5%	13.0%	15.6%
% of FP17s for the same patient ID Re-attending between 3 & 9 months - Children	142	410	34.6%	59.0%	59.4%
% of FP17s for the same patient ID Re-attending between 3 & 9 months - Adults	977	2,521	38.8%	54.5%	55.5%
% of FP17s for Band 1 Urgent Courses	303	2,755	11.0%	8.1%	8.9%
% of FP17s Relating to Free Repair or Replacements	20	2,755	0.7%	0.7%	0.7%
% of FP17s Relating to Continuations	26	2,755	0.9%	0.8%	0.7%
% of Patients satisfied with the dentistry they have received	11	11	100.0%	94.3%	93.6%
% of Patients satisfied with the time they had to wait for an appointment	11	11	100.0%	88.5%	88.1%

* This is based on patients treated on this contract for their most recent course of treatment. Figures in italics indicate the base number of FP17s or Patient Questionnaire responses are less than 100. N/A is shown where the base number of responses is less than 10 during the period. % is calculated as Quantity/Base number*100

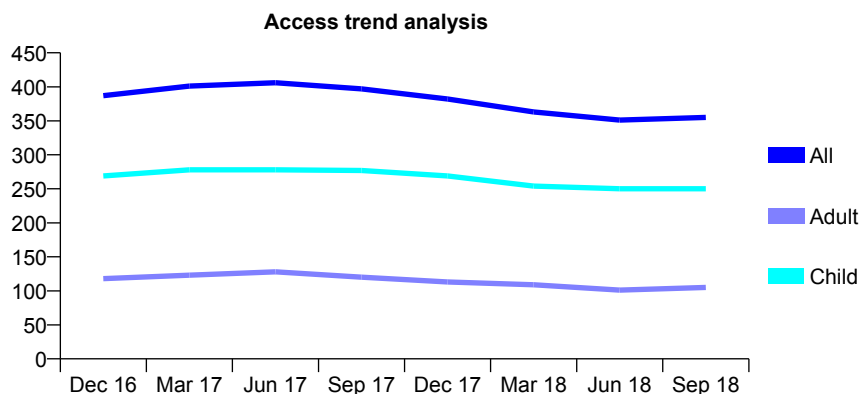
7A1 - Vital Signs At a Glance Contract Report for 175897/0001 - September 2018

Name or company name	C Aston
Contract type name	GDS Contract
Purpose of contract	General
Contract start date	25/07/2015
Contract end date	

18/19 Contracted general activity (UDA)	1,160
Carry forward general activity (UDA)	0
18/19 Contracted orthodontic activity (UOA)	0
Carry forward orthodontic activity (UOA)	0
Baseline contract value	£27,403.04

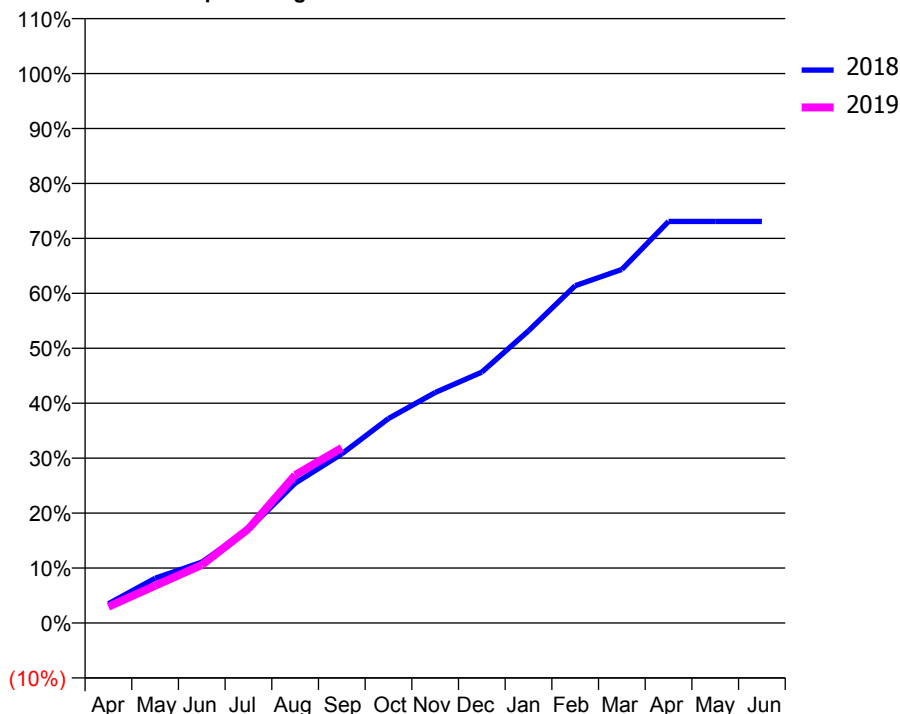
ACCESS*

Patients seen in 24 months	Total	Change since previous quarter
Quarter ending September 2017	397	
Quarter ending December 2017	382	↓
Quarter ending March 2018	363	↓
Quarter ending June 2018	351	↓
Quarter ending September 2018	355	→
Variance since September 2017	(10.6%)	↓



ACTIVITY

Cumulative percentage of contracted UDA delivered 2018 & 2019



Adjusted Scheduled Activity (UDA)

Month	2018	2019
April	41	34
May	94	79
June	128	123
July	198	199
August	295	312
September	357	370
October	432	
November	487	
December	530	
January	617	
February	712	
March	746	
April	848	
May	848	
June	848	

QUALITY

	Quantity	Base Number	Contract	LHB	Wales
% of FP17s for the same patient ID Re-attending within 3 months - Children	11	191	5.8%	7.7%	10.9%
% of FP17s for the same patient ID Re-attending within 3 months - Adults	10	67	14.9%	13.0%	15.6%
% of FP17s for the same patient ID Re-attending between 3 & 9 months - Children	122	191	63.9%	59.0%	59.4%
% of FP17s for the same patient ID Re-attending between 3 & 9 months - Adults	39	67	58.2%	54.5%	55.5%
% of FP17s for Band 1 Urgent Courses	9	225	4.0%	8.1%	8.9%
% of FP17s Relating to Free Repair or Replacements	0	225	0.0%	0.7%	0.7%
% of FP17s Relating to Continuations	0	225	0.0%	0.8%	0.7%
% of Patients satisfied with the dentistry they have received	1	1	N/A	94.3%	93.6%
% of Patients satisfied with the time they had to wait for an appointment	1	1	N/A	88.5%	88.1%

* This is based on patients treated on this contract for their most recent course of treatment. Figures in italics indicate the base number of FP17s or Patient Questionnaire responses are less than 100. N/A is shown where the base number of responses is less than 10 during the period. % is calculated as Quantity/Base number*100

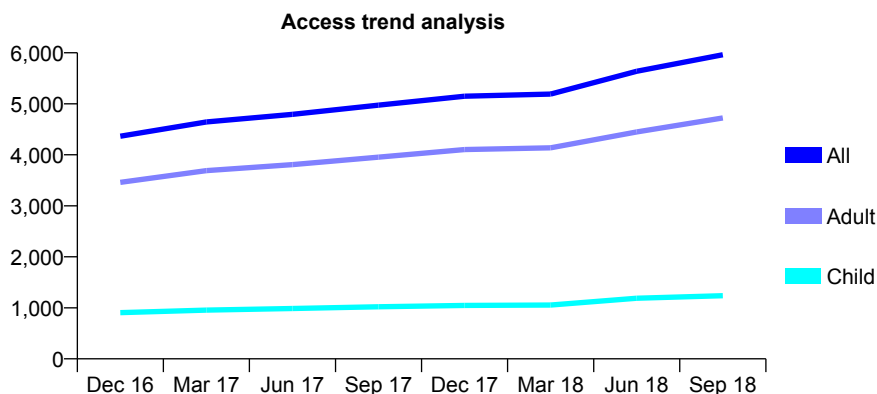
7A1 - Vital Signs At a Glance Contract Report for 182532/0001 - September 2018

Name or company name	R Jotangia
Contract type name	GDS Contract
Purpose of contract	General
Contract start date	18/04/2012
Contract end date	

18/19 Contracted general activity (UDA)	15,654
Carry forward general activity (UDA)	35
18/19 Contracted orthodontic activity (UOA)	0
Carry forward orthodontic activity (UOA)	0
Baseline contract value	£360,695.41

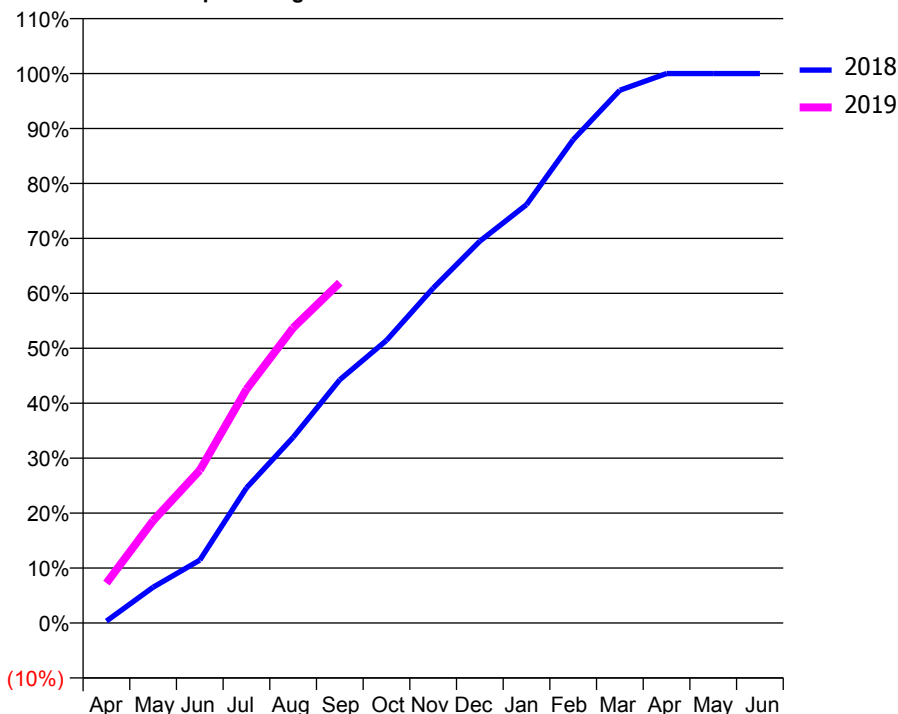
ACCESS*

Patients seen in 24 months	Total	Change since previous quarter
Quarter ending September 2017	4,975	
Quarter ending December 2017	5,149	↑
Quarter ending March 2018	5,192	→
Quarter ending June 2018	5,637	↑
Quarter ending September 2018	5,963	↑
Variance since September 2017	19.9%	↑



ACTIVITY

Cumulative percentage of contracted UDA delivered 2018 & 2019



Month	Adjusted Scheduled Activity (UDA)	
	2018	2019
April	55	1,140
May	1,050	2,914
June	1,844	4,351
July	3,959	6,657
August	5,442	8,410
September	7,131	9,698
October	8,284	
November	9,814	
December	11,189	
January	12,259	
February	14,165	
March	15,615	
April	16,101	
May	16,101	
June	16,101	

QUALITY

	Quantity	Base Number	Contract	LHB	Wales
% of FP17s for the same patient ID Re-attending within 3 months - Children	40	985	4.1%	7.7%	10.9%
% of FP17s for the same patient ID Re-attending within 3 months - Adults	325	3,357	9.7%	13.0%	15.6%
% of FP17s for the same patient ID Re-attending between 3 & 9 months - Children	515	985	52.3%	59.0%	59.4%
% of FP17s for the same patient ID Re-attending between 3 & 9 months - Adults	1,473	3,357	43.9%	54.5%	55.5%
% of FP17s for Band 1 Urgent Courses	228	4,128	5.5%	8.1%	8.9%
% of FP17s Relating to Free Repair or Replacements	15	4,128	0.4%	0.7%	0.7%
% of FP17s Relating to Continuations	36	4,128	0.9%	0.8%	0.7%
% of Patients satisfied with the dentistry they have received	17	17	100.0%	94.3%	93.6%
% of Patients satisfied with the time they had to wait for an appointment	15	17	88.2%	88.5%	88.1%

* This is based on patients treated on this contract for their most recent course of treatment. Figures in italics indicate the base number of FP17s or Patient Questionnaire responses are less than 100. N/A is shown where the base number of responses is less than 10 during the period. % is calculated as Quantity/Base number*100

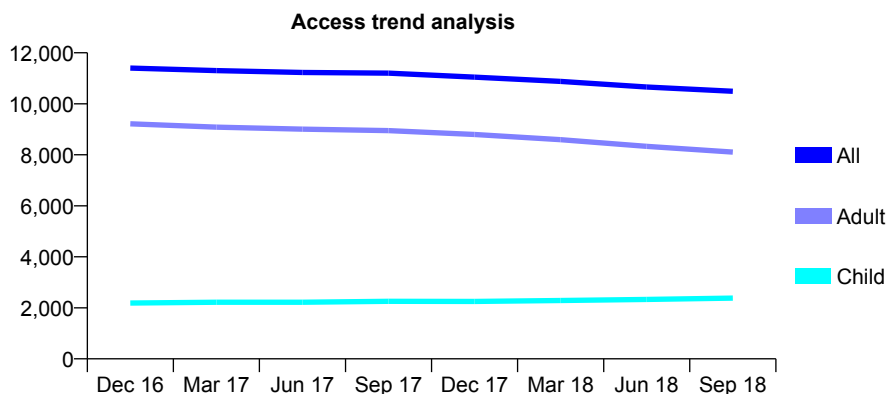
7A1 - Vital Signs At a Glance Contract Report for 186023/0001 - September 2018

Name or company name	D N Dental Limited
Contract type name	GDS Contract
Purpose of contract	General
Contract start date	01/05/2012
Contract end date	

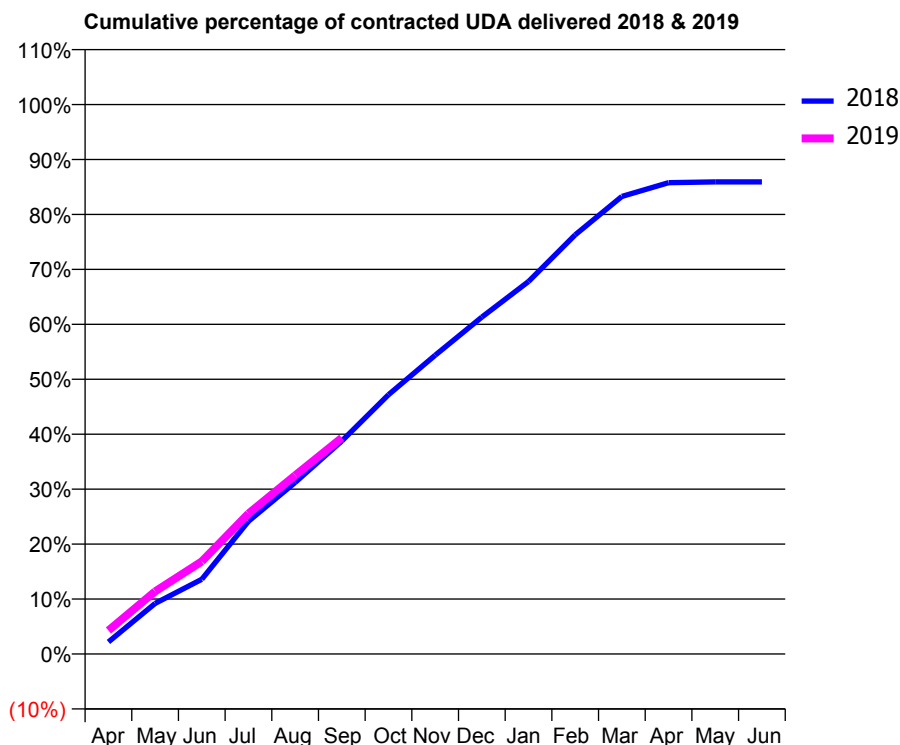
18/19 Contracted general activity (UDA)	36,000
Carry forward general activity (UDA)	0
18/19 Contracted orthodontic activity (UOA)	0
Carry forward orthodontic activity (UOA)	0
Baseline contract value	£861,716.29

ACCESS*

Patients seen in 24 months	Total	Change since previous quarter
Quarter ending September 2017	11,204	
Quarter ending December 2017	11,047	↓
Quarter ending March 2018	10,878	↓
Quarter ending June 2018	10,660	↓
Quarter ending September 2018	10,489	↓
Variance since September 2017	(6.4%)	↓



ACTIVITY



Month	Adjusted Scheduled Activity (UDA)	
	2018	2019
April	794	1,545
May	3,320	4,105
June	4,899	6,068
July	8,693	9,203
August	11,238	11,698
September	13,957	14,163
October	16,983	
November	19,576	
December	22,069	
January	24,407	
February	27,466	
March	29,978	
April	30,880	
May	30,926	
June	30,933	

QUALITY

	Quantity	Base Number	Contract	LHB	Wales
% of FP17s for the same patient ID Re-attending within 3 months - Children	103	1,875	5.5%	7.7%	10.9%
% of FP17s for the same patient ID Re-attending within 3 months - Adults	717	6,231	11.5%	13.0%	15.6%
% of FP17s for the same patient ID Re-attending between 3 & 9 months - Children	1,180	1,875	62.9%	59.0%	59.4%
% of FP17s for the same patient ID Re-attending between 3 & 9 months - Adults	4,020	6,231	64.5%	54.5%	55.5%
% of FP17s for Band 1 Urgent Courses	426	7,579	5.6%	8.1%	8.9%
% of FP17s Relating to Free Repair or Replacements	54	7,579	0.7%	0.7%	0.7%
% of FP17s Relating to Continuations	35	7,579	0.5%	0.8%	0.7%
% of Patients satisfied with the dentistry they have received	19	19	100.0%	94.3%	93.6%
% of Patients satisfied with the time they had to wait for an appointment	19	19	100.0%	88.5%	88.1%

* This is based on patients treated on this contract for their most recent course of treatment. Figures in italics indicate the base number of FP17s or Patient Questionnaire responses are less than 100. N/A is shown where the base number of responses is less than 10 during the period. % is calculated as Quantity/Base number*100

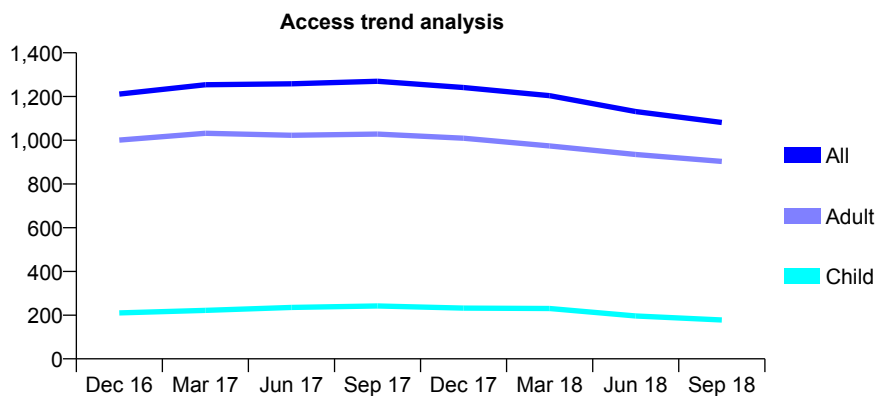
7A1 - Vital Signs At a Glance Contract Report for 187011/0002 - September 2018

Name or company name	Betsi Cadwaladr University Health Board
Contract type name	PDS Contract
Purpose of contract	General
Contract start date	01/04/2006
Contract end date	31/03/2019

18/19 Contracted general activity (UDA)	3,605
Carry forward general activity (UDA)	0
18/19 Contracted orthodontic activity (UOA)	0
Carry forward orthodontic activity (UOA)	0
Baseline contract value	£69,963.76

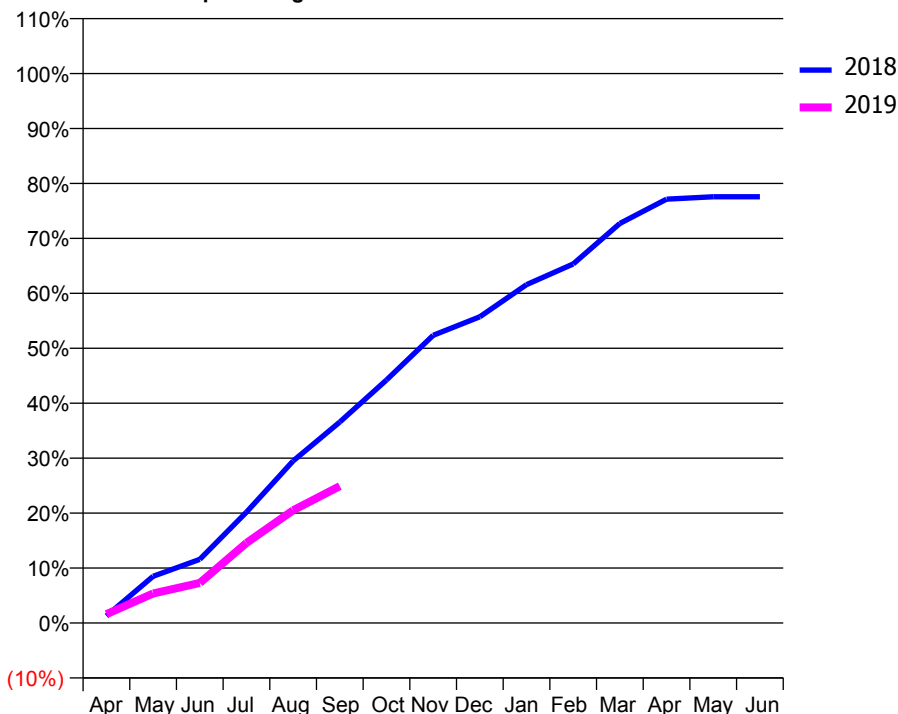
ACCESS*

Patients seen in 24 months	Total	Change since previous quarter
Quarter ending September 2017	1,270	
Quarter ending December 2017	1,241	↓
Quarter ending March 2018	1,204	↓
Quarter ending June 2018	1,131	↓
Quarter ending September 2018	1,081	↓
Variance since September 2017	(14.9%)	↓



ACTIVITY

Cumulative percentage of contracted UDA delivered 2018 & 2019



Month	Adjusted Scheduled Activity (UDA)	
	2018	2019
April	47	58
May	307	194
June	418	263
July	728	525
August	1,063	740
September	1,319	898
October	1,594	
November	1,887	
December	2,009	
January	2,220	
February	2,356	
March	2,621	
April	2,781	
May	2,796	
June	2,796	

QUALITY

	Quantity	Base Number	Contract	LHB	Wales
% of FP17s for the same patient ID Re-attending within 3 months - Children	1	69	1.4%	7.7%	10.9%
% of FP17s for the same patient ID Re-attending within 3 months - Adults	49	398	12.3%	13.0%	15.6%
% of FP17s for the same patient ID Re-attending between 3 & 9 months - Children	17	69	24.6%	59.0%	59.4%
% of FP17s for the same patient ID Re-attending between 3 & 9 months - Adults	135	398	33.9%	54.5%	55.5%
% of FP17s for Band 1 Urgent Courses	63	396	15.9%	8.1%	8.9%
% of FP17s Relating to Free Repair or Replacements	0	396	0.0%	0.7%	0.7%
% of FP17s Relating to Continuations	1	396	0.3%	0.8%	0.7%
% of Patients satisfied with the dentistry they have received	2	2	N/A	94.3%	93.6%
% of Patients satisfied with the time they had to wait for an appointment	2	2	N/A	88.5%	88.1%

* This is based on patients treated on this contract for their most recent course of treatment. Figures in italics indicate the base number of FP17s or Patient Questionnaire responses are less than 100. N/A is shown where the base number of responses is less than 10 during the period. % is calculated as Quantity/Base number*100

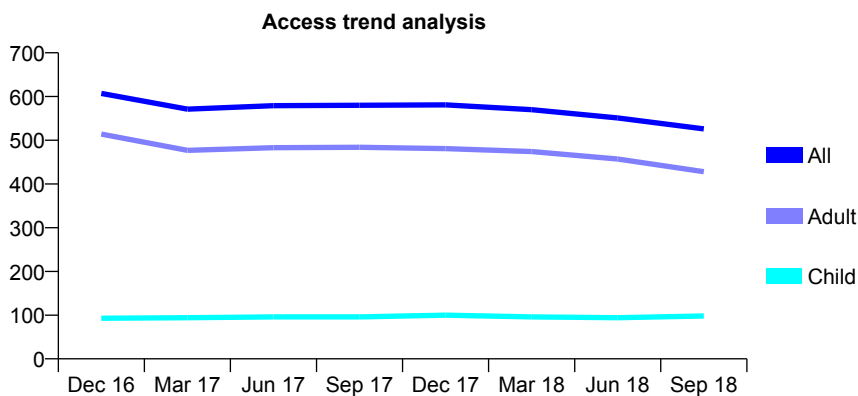
7A1 - Vital Signs At a Glance Contract Report for 187011/0004 - September 2018

Name or company name	Betsi Cadwaladr University Health Board
Contract type name	PDS Contract
Purpose of contract	General
Contract start date	01/04/2006
Contract end date	31/03/2019

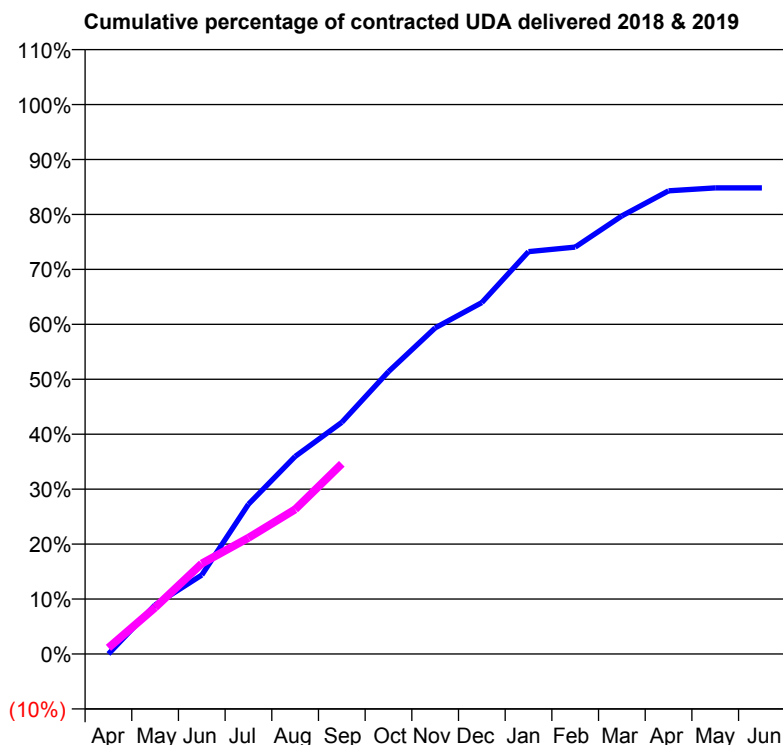
18/19 Contracted general activity (UDA)	1,500
Carry forward general activity (UDA)	0
18/19 Contracted orthodontic activity (UOA)	0
Carry forward orthodontic activity (UOA)	0
Baseline contract value	£37,143.11

ACCESS*

Patients seen in 24 months	Total	Change since previous quarter
Quarter ending September 2017	580	
Quarter ending December 2017	581	→
Quarter ending March 2018	570	↓
Quarter ending June 2018	551	↓
Quarter ending September 2018	526	↓
Variance since September 2017	(9.3%)	↓



ACTIVITY



Month	Adjusted Scheduled Activity (UDA)	
	2018	2019
April	0	17
May	134	127
June	216	247
July	409	317
August	539	395
September	632	519
October	771	
November	890	
December	959	
January	1,098	
February	1,111	
March	1,196	
April	1,264	
May	1,272	
June	1,272	

QUALITY

	Quantity	Base Number	Contract	LHB	Wales
% of FP17s for the same patient ID Re-attending within 3 months - Children	0	42	0.0%	7.7%	10.9%
% of FP17s for the same patient ID Re-attending within 3 months - Adults	3	177	1.7%	13.0%	15.6%
% of FP17s for the same patient ID Re-attending between 3 & 9 months - Children	9	42	21.4%	59.0%	59.4%
% of FP17s for the same patient ID Re-attending between 3 & 9 months - Adults	47	177	26.6%	54.5%	55.5%
% of FP17s for Band 1 Urgent Courses	7	185	3.8%	8.1%	8.9%
% of FP17s Relating to Free Repair or Replacements	0	185	0.0%	0.7%	0.7%
% of FP17s Relating to Continuations	0	185	0.0%	0.8%	0.7%
% of Patients satisfied with the dentistry they have received	3	3	N/A	94.3%	93.6%
% of Patients satisfied with the time they had to wait for an appointment	2	3	N/A	88.5%	88.1%

* This is based on patients treated on this contract for their most recent course of treatment. Figures in italics indicate the base number of FP17s or Patient Questionnaire responses are less than 100. N/A is shown where the base number of responses is less than 10 during the period. % is calculated as Quantity/Base number*100

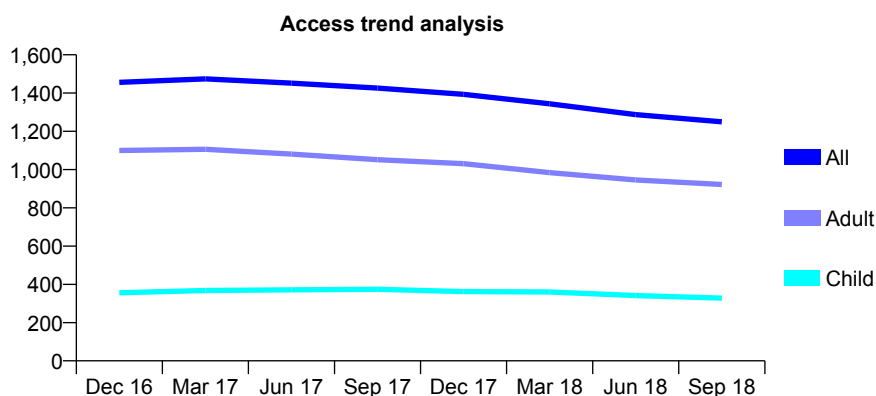
7A1 - Vital Signs At a Glance Contract Report for 187011/0005 - September 2018

Name or company name	Betsi Cadwaladr University Health Board
Contract type name	PDS Contract
Purpose of contract	General
Contract start date	02/04/2006
Contract end date	31/03/2019

18/19 Contracted general activity (UDA)	3,200
Carry forward general activity (UDA)	0
18/19 Contracted orthodontic activity (UOA)	0
Carry forward orthodontic activity (UOA)	0
Baseline contract value	£83,916.90

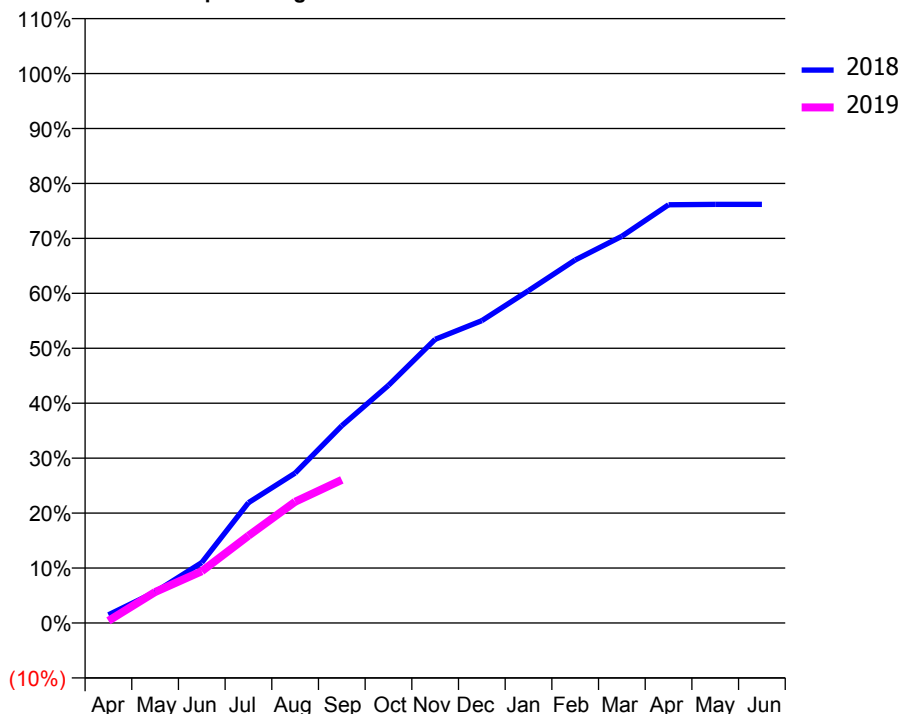
ACCESS*

Patients seen in 24 months	Total	Change since previous quarter
Quarter ending September 2017	1,426	
Quarter ending December 2017	1,393	↓
Quarter ending March 2018	1,344	↓
Quarter ending June 2018	1,287	↓
Quarter ending September 2018	1,250	↓
Variance since September 2017	(12.3%)	↓



ACTIVITY

Cumulative percentage of contracted UDA delivered 2018 & 2019



Adjusted Scheduled Activity (UDA)

Month	2018	2019
April	47	13
May	180	180
June	352	302
July	701	508
August	873	706
September	1,149	833
October	1,384	
November	1,652	
December	1,761	
January	1,936	
February	2,114	
March	2,252	
April	2,436	
May	2,438	
June	2,438	

QUALITY

	Quantity	Base Number	Contract	LHB	Wales
% of FP17s for the same patient ID Re-attending within 3 months - Children	6	137	4.4%	7.7%	10.9%
% of FP17s for the same patient ID Re-attending within 3 months - Adults	17	364	4.7%	13.0%	15.6%
% of FP17s for the same patient ID Re-attending between 3 & 9 months - Children	53	137	38.7%	59.0%	59.4%
% of FP17s for the same patient ID Re-attending between 3 & 9 months - Adults	122	364	33.5%	54.5%	55.5%
% of FP17s for Band 1 Urgent Courses	27	422	6.4%	8.1%	8.9%
% of FP17s Relating to Free Repair or Replacements	2	422	0.5%	0.7%	0.7%
% of FP17s Relating to Continuations	3	422	0.7%	0.8%	0.7%
% of Patients satisfied with the dentistry they have received	1	1	N/A	94.3%	93.6%
% of Patients satisfied with the time they had to wait for an appointment	1	1	N/A	88.5%	88.1%

* This is based on patients treated on this contract for their most recent course of treatment. Figures in italics indicate the base number of FP17s or Patient Questionnaire responses are less than 100. N/A is shown where the base number of responses is less than 10 during the period. % is calculated as Quantity/Base number*100

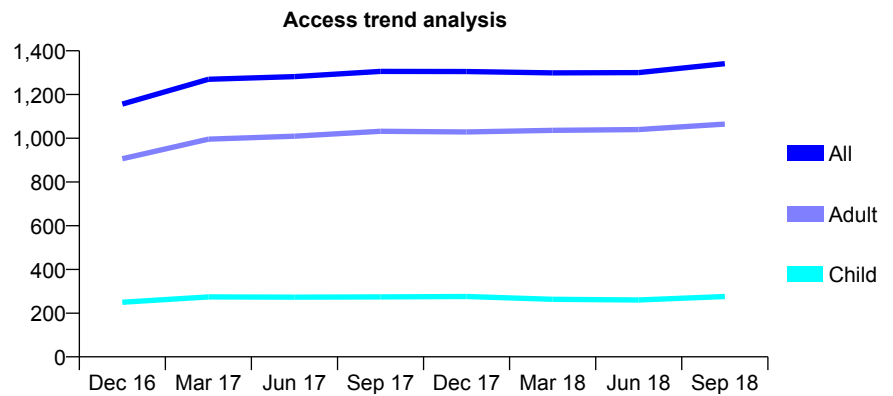
7A1 - Vital Signs At a Glance Contract Report for 188042/0001 - September 2018

Name or company name	T Ferguson
Contract type name	GDS Contract
Purpose of contract	General
Contract start date	01/08/2014
Contract end date	

18/19 Contracted general activity (UDA)	4,650
Carry forward general activity (UDA)	0
18/19 Contracted orthodontic activity (UOA)	0
Carry forward orthodontic activity (UOA)	0
Baseline contract value	£146,614.68

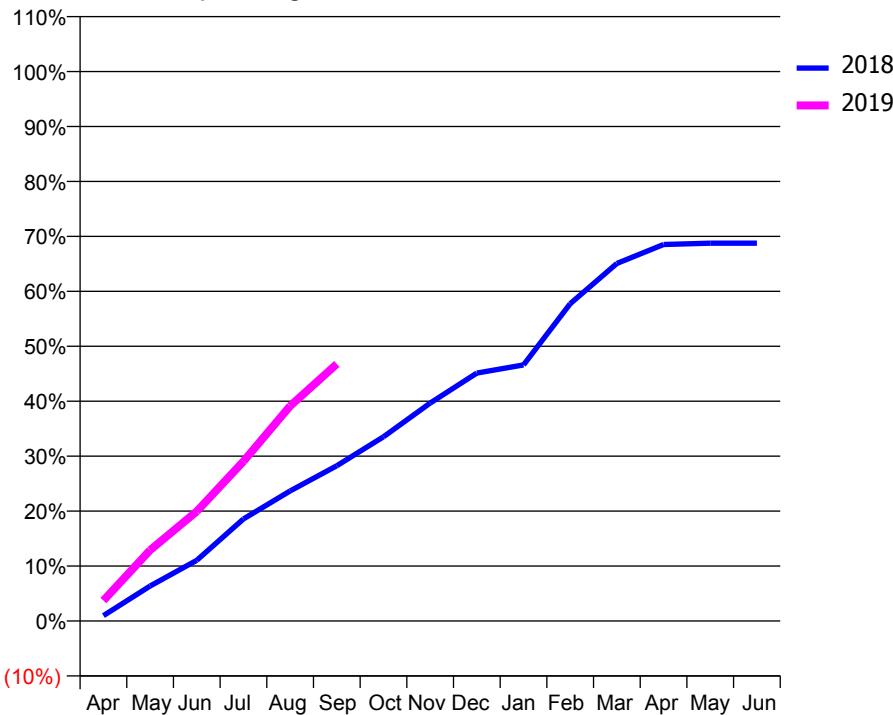
ACCESS*

Patients seen in 24 months	Total	Change since previous quarter
Quarter ending September 2017	1,306	
Quarter ending December 2017	1,305	→
Quarter ending March 2018	1,299	→
Quarter ending June 2018	1,300	→
Quarter ending September 2018	1,341	↑
Variance since September 2017	2.7%	↑



ACTIVITY

Cumulative percentage of contracted UDA delivered 2018 & 2019



Month	Adjusted Scheduled Activity (UDA)	
	2018	2019
April	57	173
May	370	600
June	642	928
July	1,079	1,351
August	1,376	1,820
September	1,642	2,175
October	1,948	
November	2,305	
December	2,622	
January	2,709	
February	3,355	
March	3,781	
April	3,981	
May	3,996	
June	3,996	

QUALITY

	Quantity	Base Number	Contract	LHB	Wales
% of FP17s for the same patient ID Re-attending within 3 months - Children	12	213	5.6%	7.7%	10.9%
% of FP17s for the same patient ID Re-attending within 3 months - Adults	184	941	19.6%	13.0%	15.6%
% of FP17s for the same patient ID Re-attending between 3 & 9 months - Children	129	213	60.6%	59.0%	59.4%
% of FP17s for the same patient ID Re-attending between 3 & 9 months - Adults	545	941	57.9%	54.5%	55.5%
% of FP17s for Band 1 Urgent Courses	53	1,036	5.1%	8.1%	8.9%
% of FP17s Relating to Free Repair or Replacements	12	1,036	1.2%	0.7%	0.7%
% of FP17s Relating to Continuations	8	1,036	0.8%	0.8%	0.7%
% of Patients satisfied with the dentistry they have received	1	1	N/A	94.3%	93.6%
% of Patients satisfied with the time they had to wait for an appointment	1	1	N/A	88.5%	88.1%

* This is based on patients treated on this contract for their most recent course of treatment. Figures in italics indicate the base number of FP17s or Patient Questionnaire responses are less than 100. N/A is shown where the base number of responses is less than 10 during the period. % is calculated as Quantity/Base number*100

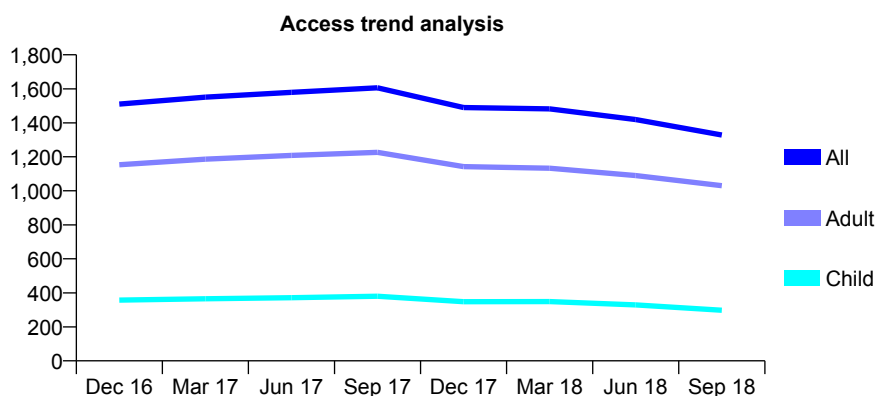
7A1 - Vital Signs At a Glance Contract Report for 192163/0001 - September 2018

Name or company name	Betsi Cadwaladr University Health Board
Contract type name	PDS Contract
Purpose of contract	General
Contract start date	29/03/2010
Contract end date	31/03/2019

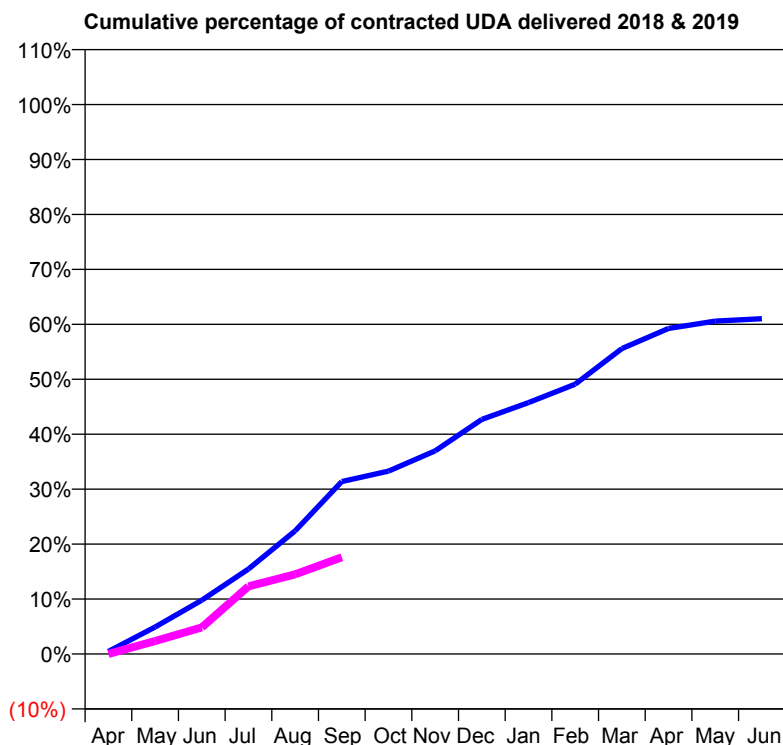
18/19 Contracted general activity (UDA)	4,368
Carry forward general activity (UDA)	0
18/19 Contracted orthodontic activity (UOA)	0
Carry forward orthodontic activity (UOA)	0
Baseline contract value	£169,180.85

ACCESS*

Patients seen in 24 months	Total	Change since previous quarter
Quarter ending September 2017	1,606	
Quarter ending December 2017	1,490	↓
Quarter ending March 2018	1,482	→
Quarter ending June 2018	1,419	↓
Quarter ending September 2018	1,328	↓
Variance since September 2017	(17.3%)	↓



ACTIVITY



Adjusted Scheduled Activity (UDA)		
Month	2018	2019
April	20	0
May	214	104
June	427	211
July	676	538
August	979	634
September	1,371	769
October	1,454	
November	1,615	
December	1,865	
January	1,999	
February	2,144	
March	2,428	
April	2,588	
May	2,646	
June	2,665	

QUALITY

	Quantity	Base Number	Contract	LHB	Wales
% of FP17s for the same patient ID Re-attending within 3 months - Children	6	94	6.4%	7.7%	10.9%
% of FP17s for the same patient ID Re-attending within 3 months - Adults	51	394	12.9%	13.0%	15.6%
% of FP17s for the same patient ID Re-attending between 3 & 9 months - Children	12	94	12.8%	59.0%	59.4%
% of FP17s for the same patient ID Re-attending between 3 & 9 months - Adults	112	394	28.4%	54.5%	55.5%
% of FP17s for Band 1 Urgent Courses	92	322	28.6%	8.1%	8.9%
% of FP17s Relating to Free Repair or Replacements	1	322	0.3%	0.7%	0.7%
% of FP17s Relating to Continuations	1	322	0.3%	0.8%	0.7%
% of Patients satisfied with the dentistry they have received	2	3	N/A	94.3%	93.6%
% of Patients satisfied with the time they had to wait for an appointment	3	3	N/A	88.5%	88.1%

* This is based on patients treated on this contract for their most recent course of treatment. Figures in italics indicate the base number of FP17s or Patient Questionnaire responses are less than 100. N/A is shown where the base number of responses is less than 10 during the period. % is calculated as Quantity/Base number*100

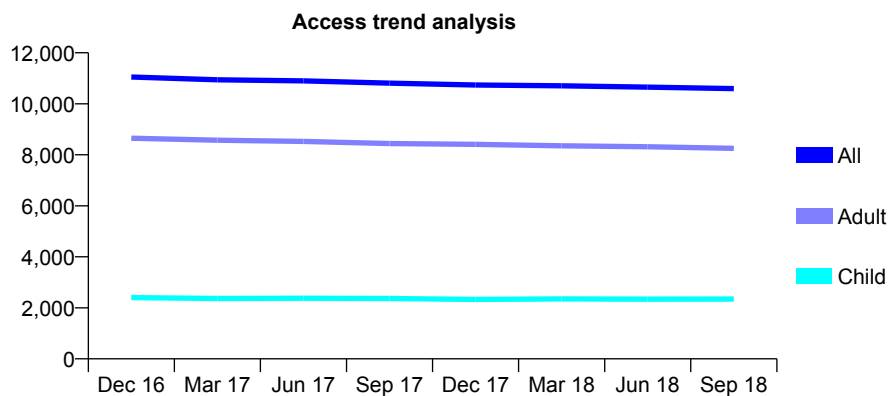
7A1 - Vital Signs At a Glance Contract Report for 193216/0001 - September 2018

Name or company name	Ruthin Dental
Contract type name	GDS Contract
Purpose of contract	General and Orthodontic
Contract start date	01/04/2013
Contract end date	

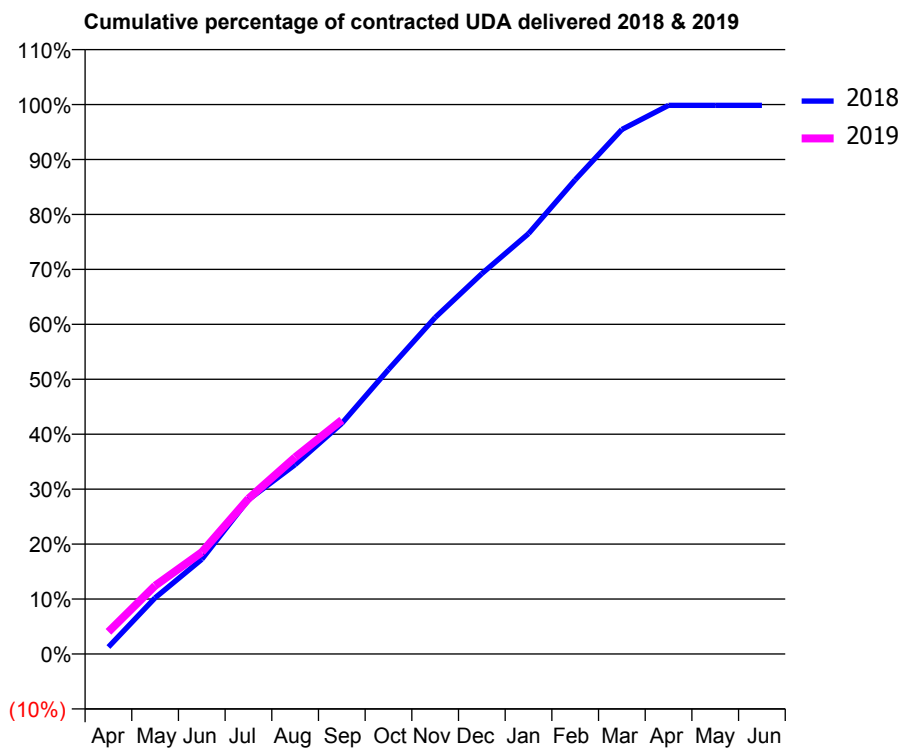
18/19 Contracted general activity (UDA)	32,000
Carry forward general activity (UDA)	49
18/19 Contracted orthodontic activity (UOA)	481
Carry forward orthodontic activity (UOA)	3
Baseline contract value	£848,785.64

ACCESS*

Patients seen in 24 months	Total	Change since previous quarter
Quarter ending September 2017	10,811	
Quarter ending December 2017	10,739	→
Quarter ending March 2018	10,704	→
Quarter ending June 2018	10,656	→
Quarter ending September 2018	10,596	→
Variance since September 2017	(2.0%)	↓



ACTIVITY



Month	Adjusted Scheduled Activity (UDA)	
	2018	2019
April	402	1,290
May	3,229	3,979
June	5,436	5,930
July	8,862	9,047
August	10,871	11,461
September	13,241	13,625
October	16,331	
November	19,318	
December	21,832	
January	24,135	
February	27,222	
March	30,109	
April	31,494	
May	31,497	
June	31,496	

QUALITY

	Quantity	Base Number	Contract	LHB	Wales
% of FP17s for the same patient ID Re-attending within 3 months - Children	90	1,929	4.7%	7.7%	10.9%
% of FP17s for the same patient ID Re-attending within 3 months - Adults	785	6,484	12.1%	13.0%	15.6%
% of FP17s for the same patient ID Re-attending between 3 & 9 months - Children	1,247	1,929	64.6%	59.0%	59.4%
% of FP17s for the same patient ID Re-attending between 3 & 9 months - Adults	3,745	6,484	57.8%	54.5%	55.5%
% of FP17s for Band 1 Urgent Courses	420	7,674	5.5%	8.1%	8.9%
% of FP17s Relating to Free Repair or Replacements	62	7,674	0.8%	0.7%	0.7%
% of FP17s Relating to Continuations	42	7,674	0.5%	0.8%	0.7%
% of Patients satisfied with the dentistry they have received	17	18	94.4%	94.3%	93.6%
% of Patients satisfied with the time they had to wait for an appointment	13	18	72.2%	88.5%	88.1%

* This is based on patients treated on this contract for their most recent course of treatment. Figures in italics indicate the base number of FP17s or Patient Questionnaire responses are less than 100. N/A is shown where the base number of responses is less than 10 during the period. % is calculated as Quantity/Base number*100

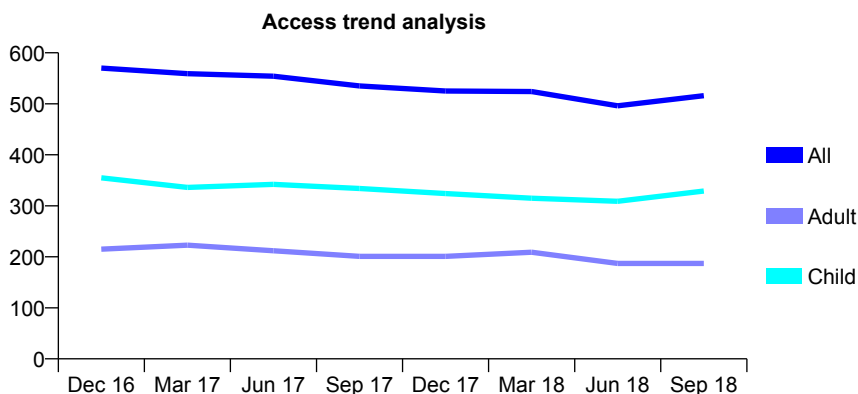
7A1 - Vital Signs At a Glance Contract Report for 196991/0001 - September 2018

Name or company name	Miss C Smith
Contract type name	GDS Contract
Purpose of contract	General
Contract start date	01/04/2015
Contract end date	

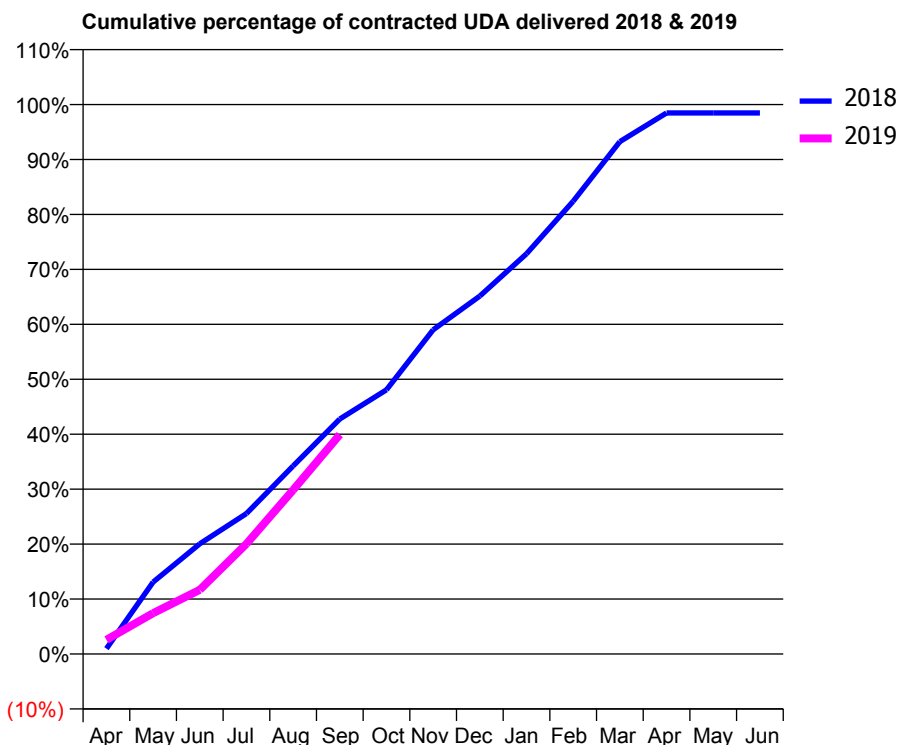
18/19 Contracted general activity (UDA)	1,320
Carry forward general activity (UDA)	20
18/19 Contracted orthodontic activity (UOA)	0
Carry forward orthodontic activity (UOA)	0
Baseline contract value	£33,199.43

ACCESS*

Patients seen in 24 months	Total	Change since previous quarter
Quarter ending September 2017	535	
Quarter ending December 2017	525	↓
Quarter ending March 2018	524	→
Quarter ending June 2018	496	↓
Quarter ending September 2018	516	↑
Variance since September 2017	(3.6%)	↓



ACTIVITY



Adjusted Scheduled Activity (UDA)		
Month	2018	2019
April	13	34
May	173	98
June	265	154
July	338	265
August	452	394
September	565	527
October	635	
November	779	
December	860	
January	961	
February	1,088	
March	1,231	
April	1,300	
May	1,300	
June	1,300	

QUALITY

	Quantity	Base Number	Contract	LHB	Wales
% of FP17s for the same patient ID Re-attending within 3 months - Children	8	268	3.0%	7.7%	10.9%
% of FP17s for the same patient ID Re-attending within 3 months - Adults	8	108	7.4%	13.0%	15.6%
% of FP17s for the same patient ID Re-attending between 3 & 9 months - Children	168	268	62.7%	59.0%	59.4%
% of FP17s for the same patient ID Re-attending between 3 & 9 months - Adults	57	108	52.8%	54.5%	55.5%
% of FP17s for Band 1 Urgent Courses	10	348	2.9%	8.1%	8.9%
% of FP17s Relating to Free Repair or Replacements	0	348	0.0%	0.7%	0.7%
% of FP17s Relating to Continuations	0	348	0.0%	0.8%	0.7%
% of Patients satisfied with the dentistry they have received	0	0	N/A	94.3%	93.6%
% of Patients satisfied with the time they had to wait for an appointment	0	0	N/A	88.5%	88.1%

* This is based on patients treated on this contract for their most recent course of treatment. Figures in italics indicate the base number of FP17s or Patient Questionnaire responses are less than 100. N/A is shown where the base number of responses is less than 10 during the period. % is calculated as Quantity/Base number*100

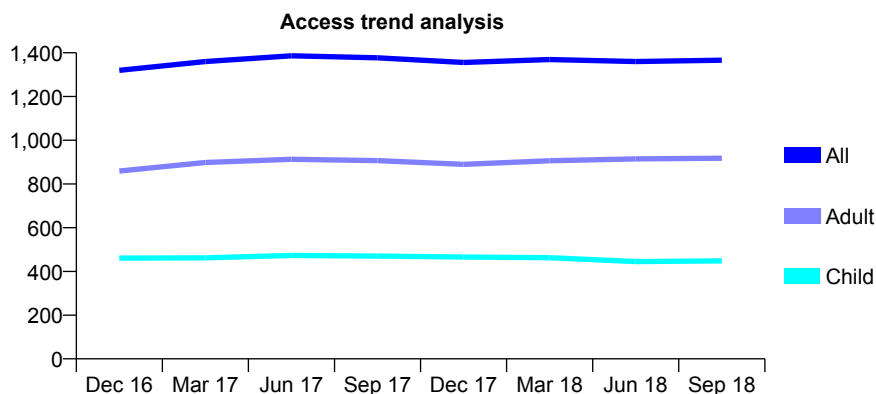
7A1 - Vital Signs At a Glance Contract Report for 197041/0001 - September 2018

Name or company name	Belmont House
Contract type name	GDS Contract
Purpose of contract	General
Contract start date	01/05/2008
Contract end date	

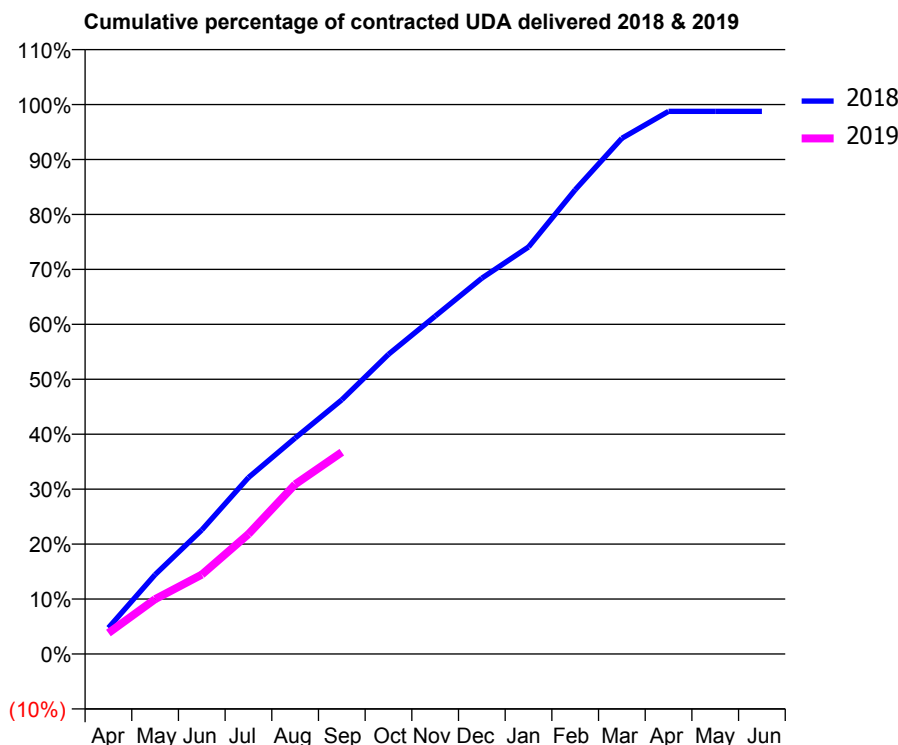
18/19 Contracted general activity (UDA)	3,846
Carry forward general activity (UDA)	44
18/19 Contracted orthodontic activity (UOA)	0
Carry forward orthodontic activity (UOA)	0
Baseline contract value	£115,875.83

ACCESS*

Patients seen in 24 months	Total	Change since previous quarter
Quarter ending September 2017	1,377	
Quarter ending December 2017	1,356	↓
Quarter ending March 2018	1,369	→
Quarter ending June 2018	1,360	→
Quarter ending September 2018	1,366	→
Variance since September 2017	(0.8%)	→



ACTIVITY



Month	Adjusted Scheduled Activity (UDA)	
	2018	2019
April	169	147
May	512	384
June	801	556
July	1,139	840
August	1,393	1,188
September	1,640	1,413
October	1,934	
November	2,180	
December	2,425	
January	2,627	
February	2,996	
March	3,328	
April	3,502	
May	3,502	
June	3,502	

QUALITY

	Quantity	Base Number	Contract	LHB	Wales
% of FP17s for the same patient ID Re-attending within 3 months - Children	14	350	4.0%	7.7%	10.9%
% of FP17s for the same patient ID Re-attending within 3 months - Adults	53	646	8.2%	13.0%	15.6%
% of FP17s for the same patient ID Re-attending between 3 & 9 months - Children	254	350	72.6%	59.0%	59.4%
% of FP17s for the same patient ID Re-attending between 3 & 9 months - Adults	412	646	63.8%	54.5%	55.5%
% of FP17s for Band 1 Urgent Courses	28	906	3.1%	8.1%	8.9%
% of FP17s Relating to Free Repair or Replacements	4	906	0.4%	0.7%	0.7%
% of FP17s Relating to Continuations	0	906	0.0%	0.8%	0.7%
% of Patients satisfied with the dentistry they have received	4	5	N/A	94.3%	93.6%
% of Patients satisfied with the time they had to wait for an appointment	4	5	N/A	88.5%	88.1%

* This is based on patients treated on this contract for their most recent course of treatment. Figures in italics indicate the base number of FP17s or Patient Questionnaire responses are less than 100. N/A is shown where the base number of responses is less than 10 during the period. % is calculated as Quantity/Base number*100

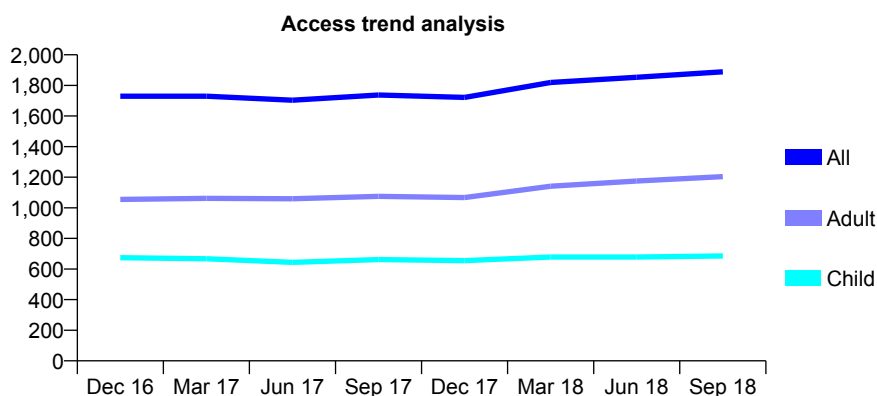
7A1 - Vital Signs At a Glance Contract Report for 199818/0001 - September 2018

Name or company name	Mr G Turner & Mr R Davies
Contract type name	GDS Contract
Purpose of contract	General
Contract start date	01/04/2009
Contract end date	

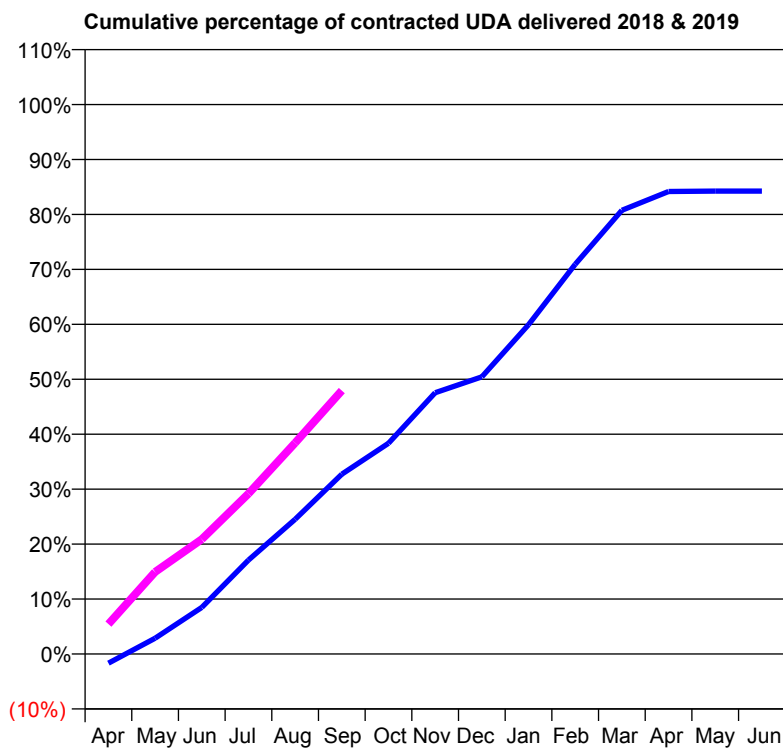
18/19 Contracted general activity (UDA)	5,000
Carry forward general activity (UDA)	0
18/19 Contracted orthodontic activity (UOA)	0
Carry forward orthodontic activity (UOA)	0
Baseline contract value	£120,952.39

ACCESS*

Patients seen in 24 months	Total	Change since previous quarter
Quarter ending September 2017	1,737	
Quarter ending December 2017	1,722	→
Quarter ending March 2018	1,819	↑
Quarter ending June 2018	1,853	→
Quarter ending September 2018	1,889	→
Variance since September 2017	8.8%	↑



ACTIVITY



Month	Adjusted Scheduled Activity (UDA)	
	2018	2019
April	-84	273
May	144	747
June	424	1,044
July	855	1,459
August	1,226	1,922
September	1,636	2,396
October	1,918	
November	2,378	
December	2,522	
January	2,996	
February	3,546	
March	4,038	
April	4,209	
May	4,212	
June	4,212	

QUALITY

	Quantity	Base Number	Contract	LHB	Wales
% of FP17s for the same patient ID Re-attending within 3 months - Children	23	646	3.6%	7.7%	10.9%
% of FP17s for the same patient ID Re-attending within 3 months - Adults	105	1,072	9.8%	13.0%	15.6%
% of FP17s for the same patient ID Re-attending between 3 & 9 months - Children	472	646	73.1%	59.0%	59.4%
% of FP17s for the same patient ID Re-attending between 3 & 9 months - Adults	697	1,072	65.0%	54.5%	55.5%
% of FP17s for Band 1 Urgent Courses	72	1,585	4.5%	8.1%	8.9%
% of FP17s Relating to Free Repair or Replacements	13	1,585	0.8%	0.7%	0.7%
% of FP17s Relating to Continuations	1	1,585	0.1%	0.8%	0.7%
% of Patients satisfied with the dentistry they have received	3	3	N/A	94.3%	93.6%
% of Patients satisfied with the time they had to wait for an appointment	3	3	N/A	88.5%	88.1%

* This is based on patients treated on this contract for their most recent course of treatment. Figures in italics indicate the base number of FP17s or Patient Questionnaire responses are less than 100. N/A is shown where the base number of responses is less than 10 during the period. % is calculated as Quantity/Base number*100

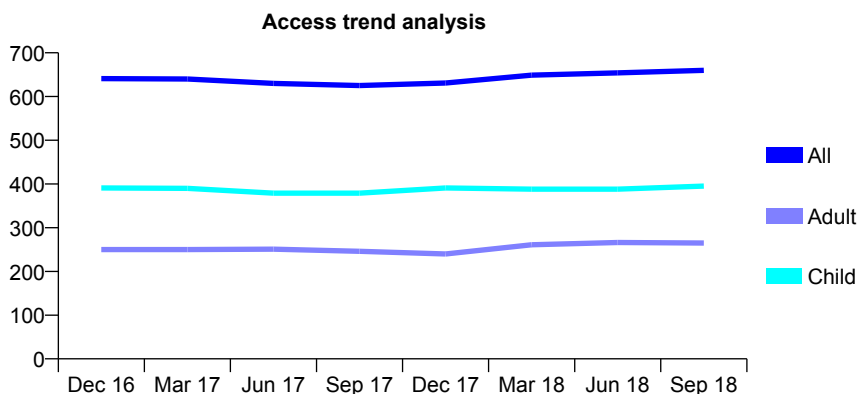
7A1 - Vital Signs At a Glance Contract Report for 206229/0003 - September 2018

Name or company name	MR N FRANCIS
Contract type name	GDS Contract
Purpose of contract	General
Contract start date	21/10/2014
Contract end date	

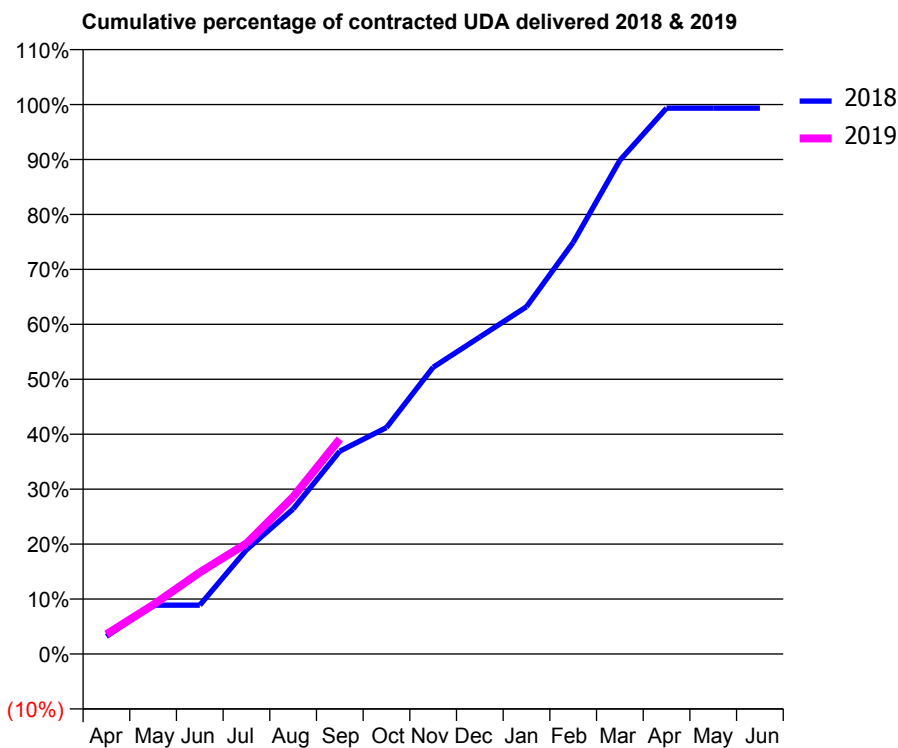
18/19 Contracted general activity (UDA)	1,714
Carry forward general activity (UDA)	11
18/19 Contracted orthodontic activity (UOA)	0
Carry forward orthodontic activity (UOA)	0
Baseline contract value	£41,862.01

ACCESS*

Patients seen in 24 months	Total	Change since previous quarter
Quarter ending September 2017	625	
Quarter ending December 2017	631	→
Quarter ending March 2018	649	↑
Quarter ending June 2018	654	→
Quarter ending September 2018	660	→
Variance since September 2017	5.6%	↑



ACTIVITY



Month	Adjusted Scheduled Activity (UDA)	
	2018	2019
April	55	62
May	153	153
June	153	255
July	325	345
August	452	490
September	633	671
October	706	
November	895	
December	989	
January	1,083	
February	1,284	
March	1,540	
April	1,703	
May	1,703	
June	1,703	

QUALITY

	Quantity	Base Number	Contract	LHB	Wales
% of FP17s for the same patient ID Re-attending within 3 months - Children	18	361	5.0%	7.7%	10.9%
% of FP17s for the same patient ID Re-attending within 3 months - Adults	10	183	5.5%	13.0%	15.6%
% of FP17s for the same patient ID Re-attending between 3 & 9 months - Children	289	361	80.1%	59.0%	59.4%
% of FP17s for the same patient ID Re-attending between 3 & 9 months - Adults	128	183	69.9%	54.5%	55.5%
% of FP17s for Band 1 Urgent Courses	13	440	3.0%	8.1%	8.9%
% of FP17s Relating to Free Repair or Replacements	1	440	0.2%	0.7%	0.7%
% of FP17s Relating to Continuations	1	440	0.2%	0.8%	0.7%
% of Patients satisfied with the dentistry they have received	2	2	N/A	94.3%	93.6%
% of Patients satisfied with the time they had to wait for an appointment	2	2	N/A	88.5%	88.1%

* This is based on patients treated on this contract for their most recent course of treatment. Figures in italics indicate the base number of FP17s or Patient Questionnaire responses are less than 100. N/A is shown where the base number of responses is less than 10 during the period. % is calculated as Quantity/Base number*100

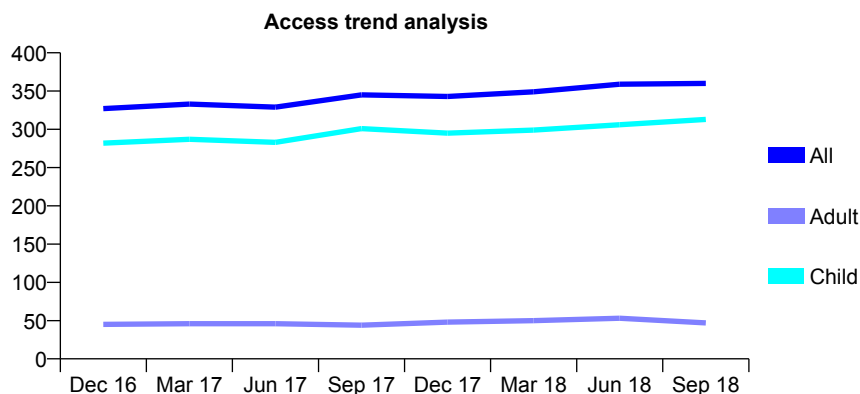
7A1 - Vital Signs At a Glance Contract Report for 219002/0001 - September 2018

Name or company name	MRS KJ PEARCE
Contract type name	GDS Contract
Purpose of contract	General
Contract start date	01/04/2006
Contract end date	

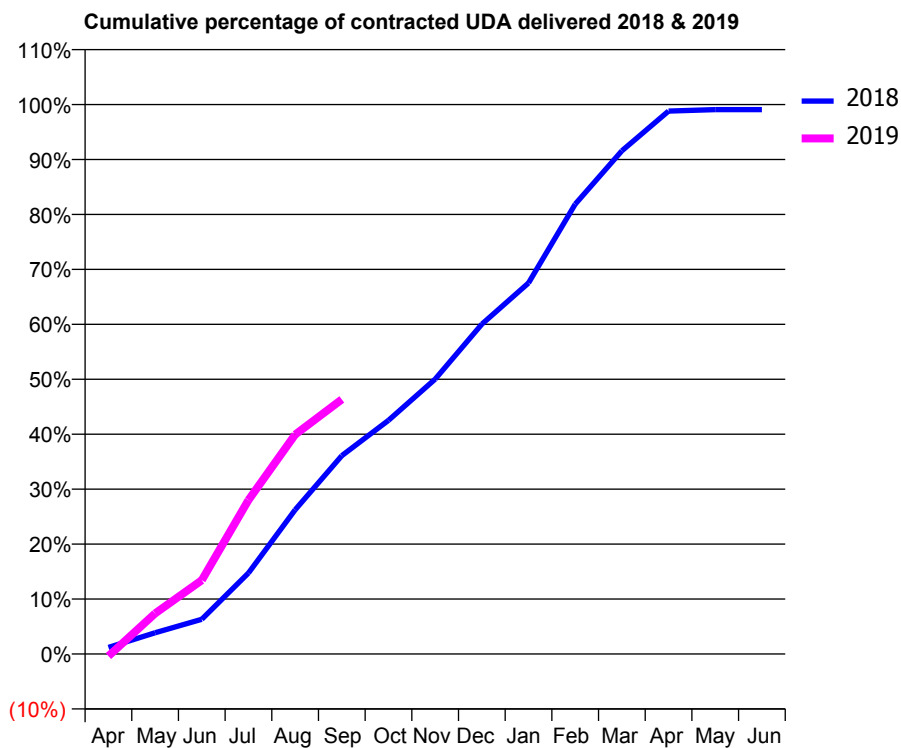
18/19 Contracted general activity (UDA)	750
Carry forward general activity (UDA)	7
18/19 Contracted orthodontic activity (UOA)	0
Carry forward orthodontic activity (UOA)	0
Baseline contract value	£18,333.27

ACCESS*

Patients seen in 24 months	Total	Change since previous quarter
Quarter ending September 2017	345	
Quarter ending December 2017	343	→
Quarter ending March 2018	349	→
Quarter ending June 2018	359	↑
Quarter ending September 2018	360	→
Variance since September 2017	4.3%	↑



ACTIVITY



Month	Adjusted Scheduled Activity (UDA)	
	2018	2019
April	9	-3
May	29	55
June	47	101
July	111	210
August	197	299
September	271	348
October	319	
November	375	
December	450	
January	506	
February	614	
March	687	
April	741	
May	743	
June	743	

QUALITY

	Quantity	Base Number	Contract	LHB	Wales
% of FP17s for the same patient ID Re-attending within 3 months - Children	28	267	10.5%	7.7%	10.9%
% of FP17s for the same patient ID Re-attending within 3 months - Adults	1	22	4.5%	13.0%	15.6%
% of FP17s for the same patient ID Re-attending between 3 & 9 months - Children	154	267	57.7%	59.0%	59.4%
% of FP17s for the same patient ID Re-attending between 3 & 9 months - Adults	14	22	63.6%	54.5%	55.5%
% of FP17s for Band 1 Urgent Courses	13	249	5.2%	8.1%	8.9%
% of FP17s Relating to Free Repair or Replacements	0	249	0.0%	0.7%	0.7%
% of FP17s Relating to Continuations	0	249	0.0%	0.8%	0.7%
% of Patients satisfied with the dentistry they have received	2	2	N/A	94.3%	93.6%
% of Patients satisfied with the time they had to wait for an appointment	2	2	N/A	88.5%	88.1%

* This is based on patients treated on this contract for their most recent course of treatment. Figures in italics indicate the base number of FP17s or Patient Questionnaire responses are less than 100. N/A is shown where the base number of responses is less than 10 during the period. % is calculated as Quantity/Base number*100

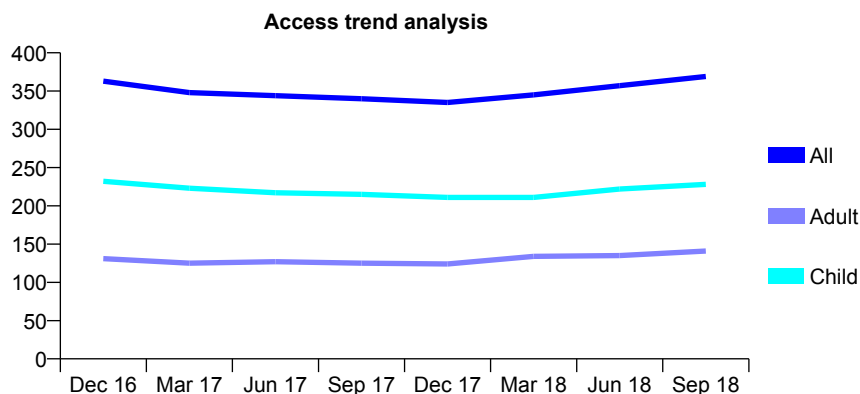
7A1 - Vital Signs At a Glance Contract Report for 221090/0001 - September 2018

Name or company name	MR CR ANDRADE
Contract type name	GDS Contract
Purpose of contract	General
Contract start date	01/04/2006
Contract end date	

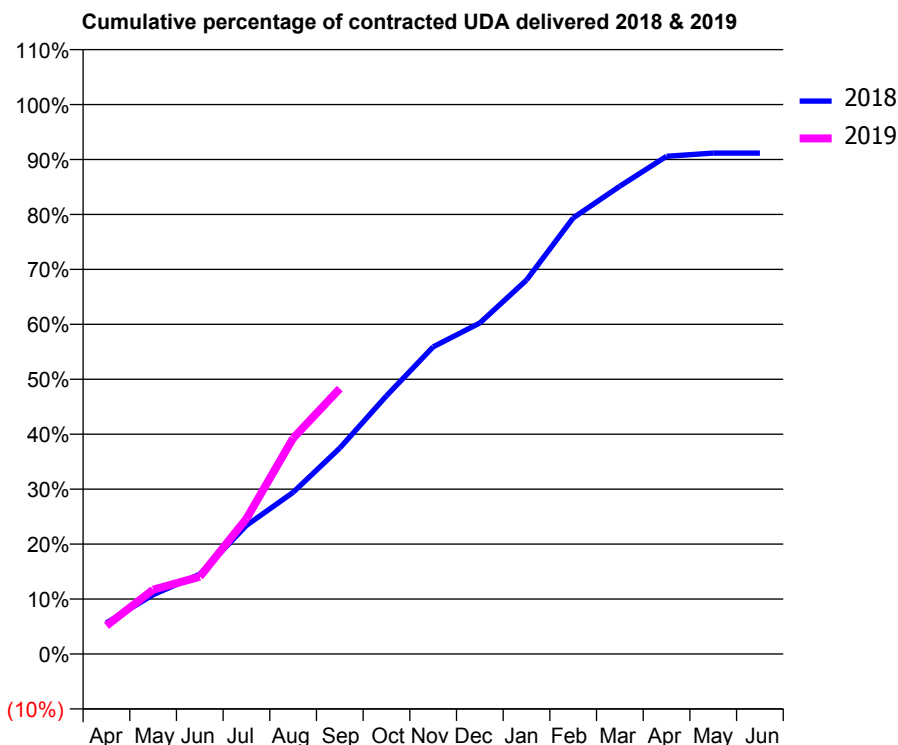
18/19 Contracted general activity (UDA)	833
Carry forward general activity (UDA)	0
18/19 Contracted orthodontic activity (UOA)	0
Carry forward orthodontic activity (UOA)	0
Baseline contract value	£18,861.20

ACCESS*

Patients seen in 24 months	Total	Change since previous quarter
Quarter ending September 2017	340	
Quarter ending December 2017	335	↓
Quarter ending March 2018	345	↑
Quarter ending June 2018	357	↑
Quarter ending September 2018	369	↑
Variance since September 2017	8.5%	↑



ACTIVITY



Adjusted Scheduled Activity (UDA)		
Month	2018	2019
April	47	43
May	90	98
June	121	117
July	195	205
August	245	327
September	312	402
October	391	
November	466	
December	502	
January	567	
February	661	
March	709	
April	754	
May	759	
June	759	

QUALITY

	Quantity	Base Number	Contract	LHB	Wales
% of FP17s for the same patient ID Re-attending within 3 months - Children	17	204	8.3%	7.7%	10.9%
% of FP17s for the same patient ID Re-attending within 3 months - Adults	8	90	8.9%	13.0%	15.6%
% of FP17s for the same patient ID Re-attending between 3 & 9 months - Children	113	204	55.4%	59.0%	59.4%
% of FP17s for the same patient ID Re-attending between 3 & 9 months - Adults	46	90	51.1%	54.5%	55.5%
% of FP17s for Band 1 Urgent Courses	12	264	4.5%	8.1%	8.9%
% of FP17s Relating to Free Repair or Replacements	0	264	0.0%	0.7%	0.7%
% of FP17s Relating to Continuations	5	264	1.9%	0.8%	0.7%
% of Patients satisfied with the dentistry they have received	2	2	N/A	94.3%	93.6%
% of Patients satisfied with the time they had to wait for an appointment	2	2	N/A	88.5%	88.1%

* This is based on patients treated on this contract for their most recent course of treatment. Figures in italics indicate the base number of FP17s or Patient Questionnaire responses are less than 100. N/A is shown where the base number of responses is less than 10 during the period. % is calculated as Quantity/Base number*100

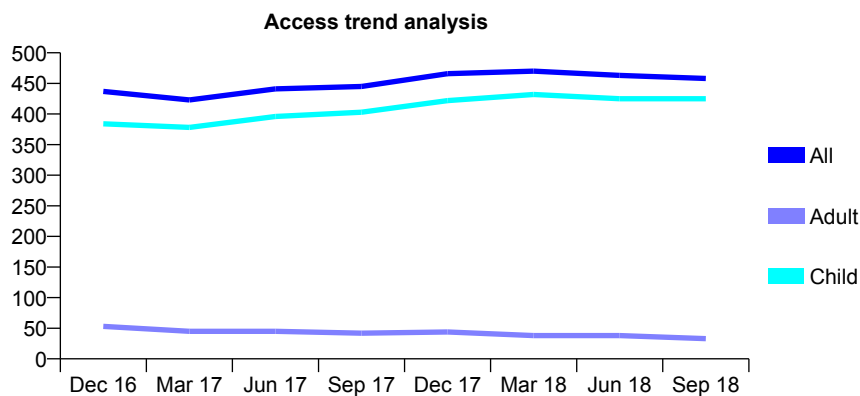
7A1 - Vital Signs At a Glance Contract Report for 231495/0001 - September 2018

Name or company name	MISS EV GRIFFITH
Contract type name	GDS Contract
Purpose of contract	General
Contract start date	01/04/2006
Contract end date	

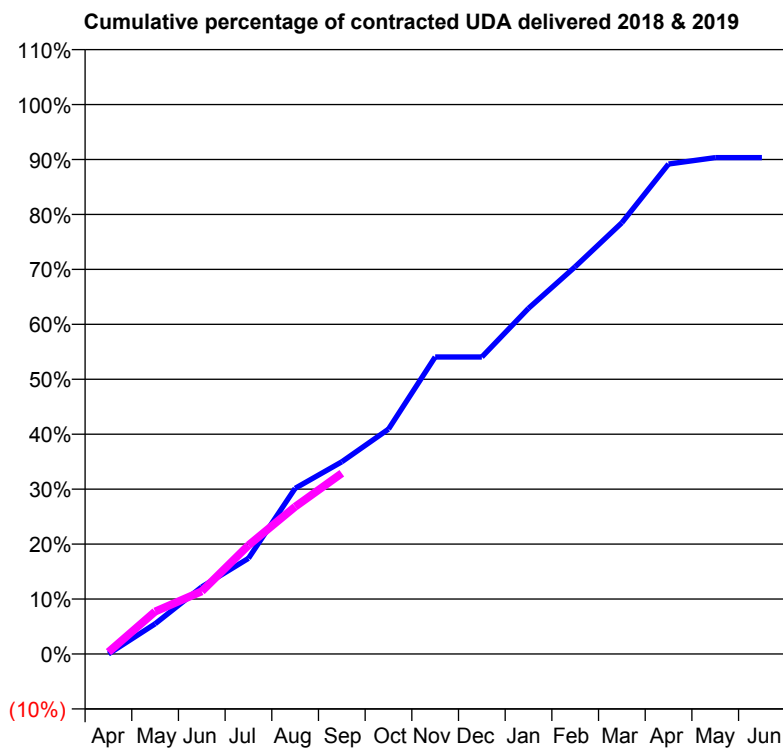
18/19 Contracted general activity (UDA)	875
Carry forward general activity (UDA)	0
18/19 Contracted orthodontic activity (UOA)	0
Carry forward orthodontic activity (UOA)	0
Baseline contract value	£21,203.35

ACCESS*

Patients seen in 24 months	Total	Change since previous quarter
Quarter ending September 2017	445	
Quarter ending December 2017	466	↑
Quarter ending March 2018	470	→
Quarter ending June 2018	463	↓
Quarter ending September 2018	458	↓
Variance since September 2017	2.9%	↑



ACTIVITY



Month	Adjusted Scheduled Activity (UDA)	
	2018	2019
April	0	3
May	48	68
June	107	100
July	152	173
August	264	235
September	306	288
October	358	
November	473	
December	473	
January	550	
February	617	
March	687	
April	780	
May	790	
June	790	

QUALITY

	Quantity	Base Number	Contract	LHB	Wales
% of FP17s for the same patient ID Re-attending within 3 months - Children	15	297	5.1%	7.7%	10.9%
% of FP17s for the same patient ID Re-attending within 3 months - Adults	0	0	N/A	13.0%	15.6%
% of FP17s for the same patient ID Re-attending between 3 & 9 months - Children	155	297	52.2%	59.0%	59.4%
% of FP17s for the same patient ID Re-attending between 3 & 9 months - Adults	0	0	N/A	54.5%	55.5%
% of FP17s for Band 1 Urgent Courses	14	232	6.0%	8.1%	8.9%
% of FP17s Relating to Free Repair or Replacements	0	232	0.0%	0.7%	0.7%
% of FP17s Relating to Continuations	0	232	0.0%	0.8%	0.7%
% of Patients satisfied with the dentistry they have received	0	0	N/A	94.3%	93.6%
% of Patients satisfied with the time they had to wait for an appointment	0	0	N/A	88.5%	88.1%

* This is based on patients treated on this contract for their most recent course of treatment. Figures in italics indicate the base number of FP17s or Patient Questionnaire responses are less than 100. N/A is shown where the base number of responses is less than 10 during the period. % is calculated as Quantity/Base number*100

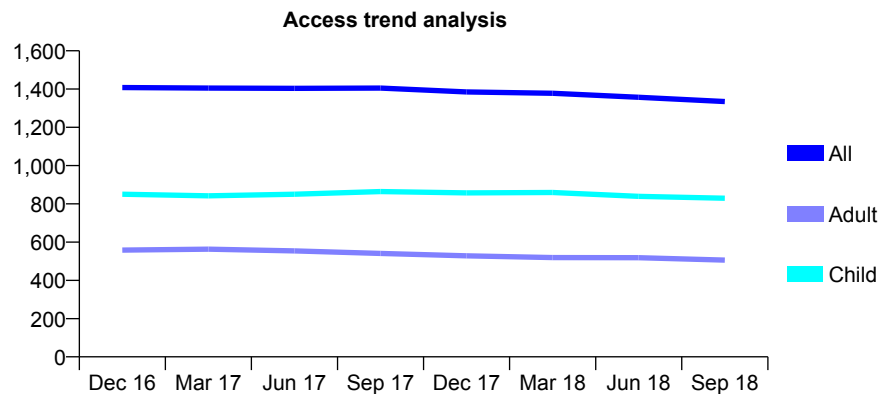
7A1 - Vital Signs At a Glance Contract Report for 231517/0001 - September 2018

Name or company name	MRS DV MARSHALL
Contract type name	GDS Contract
Purpose of contract	General
Contract start date	01/04/2006
Contract end date	

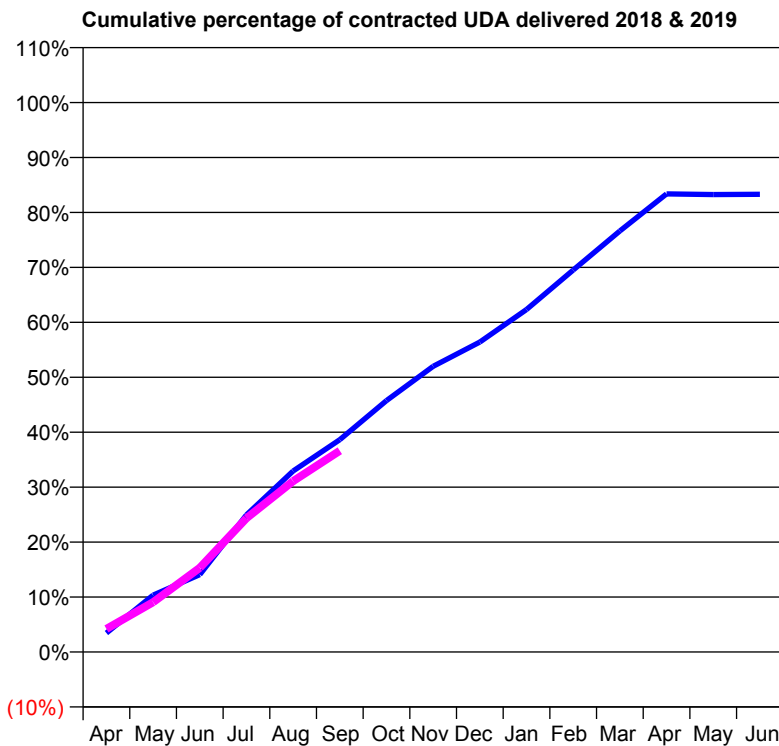
18/19 Contracted general activity (UDA)	3,920
Carry forward general activity (UDA)	0
18/19 Contracted orthodontic activity (UOA)	0
Carry forward orthodontic activity (UOA)	0
Baseline contract value	£98,592.23

ACCESS*

Patients seen in 24 months	Total	Change since previous quarter
Quarter ending September 2017	1,405	
Quarter ending December 2017	1,385	↓
Quarter ending March 2018	1,378	→
Quarter ending June 2018	1,357	↓
Quarter ending September 2018	1,335	↓
Variance since September 2017	(5.0%)	↓



ACTIVITY



Month	Adjusted Scheduled Activity (UDA)	
	2018	2019
April	136	165
May	406	355
June	552	601
July	978	955
August	1,291	1,219
September	1,515	1,436
October	1,793	
November	2,038	
December	2,212	
January	2,443	
February	2,725	
March	3,004	
April	3,268	
May	3,263	
June	3,265	

QUALITY

	Quantity	Base Number	Contract	LHB	Wales
% of FP17s for the same patient ID Re-attending within 3 months - Children	45	596	7.6%	7.7%	10.9%
% of FP17s for the same patient ID Re-attending within 3 months - Adults	45	359	12.5%	13.0%	15.6%
% of FP17s for the same patient ID Re-attending between 3 & 9 months - Children	341	596	57.2%	59.0%	59.4%
% of FP17s for the same patient ID Re-attending between 3 & 9 months - Adults	229	359	63.8%	54.5%	55.5%
% of FP17s for Band 1 Urgent Courses	29	807	3.6%	8.1%	8.9%
% of FP17s Relating to Free Repair or Replacements	6	807	0.7%	0.7%	0.7%
% of FP17s Relating to Continuations	1	807	0.1%	0.8%	0.7%
% of Patients satisfied with the dentistry they have received	4	4	N/A	94.3%	93.6%
% of Patients satisfied with the time they had to wait for an appointment	4	4	N/A	88.5%	88.1%

* This is based on patients treated on this contract for their most recent course of treatment. Figures in italics indicate the base number of FP17s or Patient Questionnaire responses are less than 100. N/A is shown where the base number of responses is less than 10 during the period. % is calculated as Quantity/Base number*100

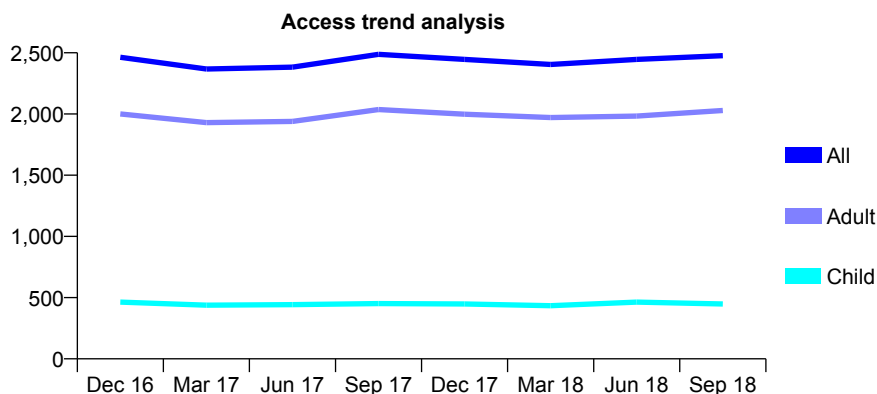
7A1 - Vital Signs At a Glance Contract Report for 234087/0001 - September 2018

Name or company name	MR TJ BEGGS
Contract type name	GDS Contract
Purpose of contract	General
Contract start date	01/04/2006
Contract end date	

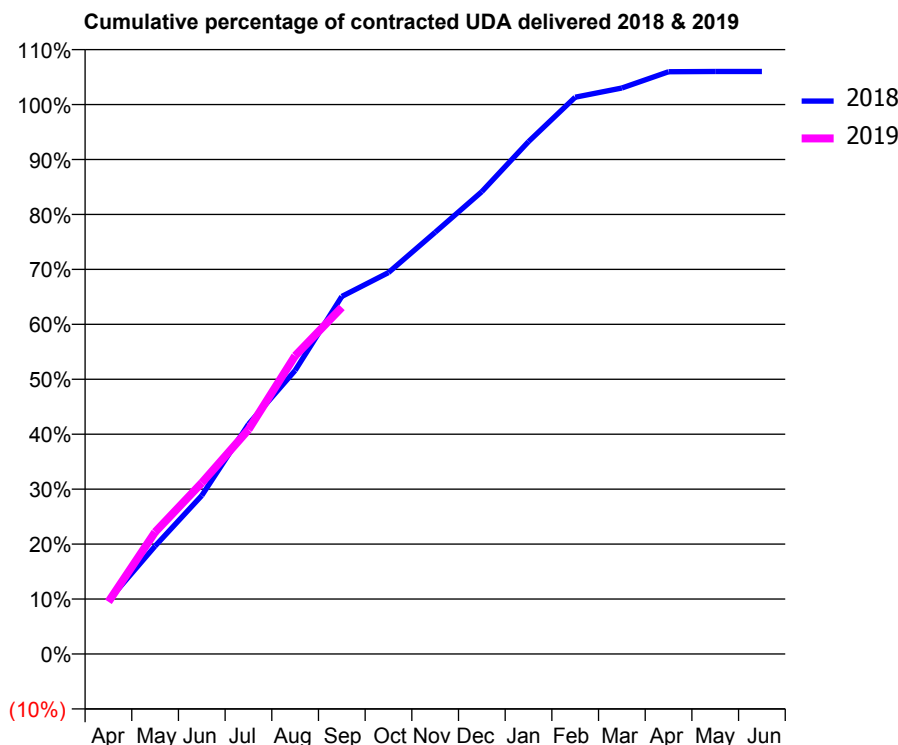
18/19 Contracted general activity (UDA)	6,567
Carry forward general activity (UDA)	-328
18/19 Contracted orthodontic activity (UOA)	0
Carry forward orthodontic activity (UOA)	0
Baseline contract value	£205,059.81

ACCESS*

Patients seen in 24 months	Total	Change since previous quarter
Quarter ending September 2017	2,488	
Quarter ending December 2017	2,446	↓
Quarter ending March 2018	2,405	↓
Quarter ending June 2018	2,446	→
Quarter ending September 2018	2,477	→
Variance since September 2017	(0.4%)	→



ACTIVITY



Month	Adjusted Scheduled Activity (UDA)	
	2018	2019
April	640	624
May	1,290	1,457
June	1,895	2,045
July	2,746	2,681
August	3,388	3,564
September	4,274	4,143
October	4,559	
November	5,040	
December	5,526	
January	6,123	
February	6,654	
March	6,763	
April	6,959	
May	6,961	
June	6,961	

QUALITY

	Quantity	Base Number	Contract	LHB	Wales
% of FP17s for the same patient ID Re-attending within 3 months - Children	39	355	11.0%	7.7%	10.9%
% of FP17s for the same patient ID Re-attending within 3 months - Adults	227	1,537	14.8%	13.0%	15.6%
% of FP17s for the same patient ID Re-attending between 3 & 9 months - Children	134	355	37.7%	59.0%	59.4%
% of FP17s for the same patient ID Re-attending between 3 & 9 months - Adults	596	1,537	38.8%	54.5%	55.5%
% of FP17s for Band 1 Urgent Courses	198	1,816	10.9%	8.1%	8.9%
% of FP17s Relating to Free Repair or Replacements	31	1,816	1.7%	0.7%	0.7%
% of FP17s Relating to Continuations	23	1,816	1.3%	0.8%	0.7%
% of Patients satisfied with the dentistry they have received	8	8	N/A	94.3%	93.6%
% of Patients satisfied with the time they had to wait for an appointment	8	8	N/A	88.5%	88.1%

* This is based on patients treated on this contract for their most recent course of treatment. Figures in italics indicate the base number of FP17s or Patient Questionnaire responses are less than 100. N/A is shown where the base number of responses is less than 10 during the period. % is calculated as Quantity/Base number*100

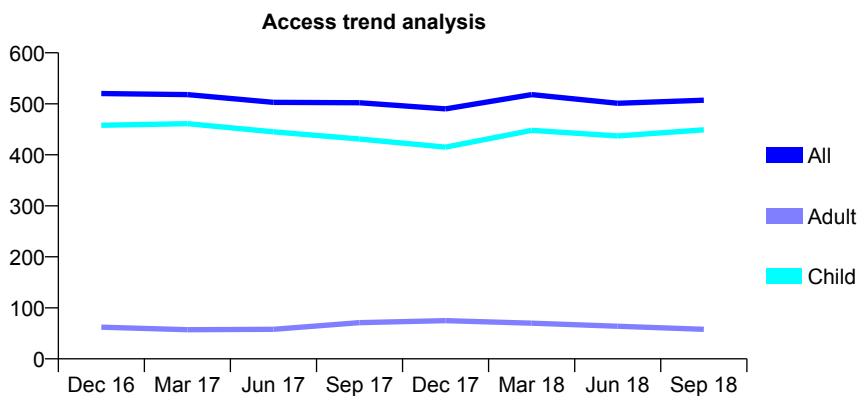
7A1 - Vital Signs At a Glance Contract Report for 238538/0001 - September 2018

Name or company name	MISS JM HARRINGTON
Contract type name	GDS Contract
Purpose of contract	General
Contract start date	01/04/2006
Contract end date	

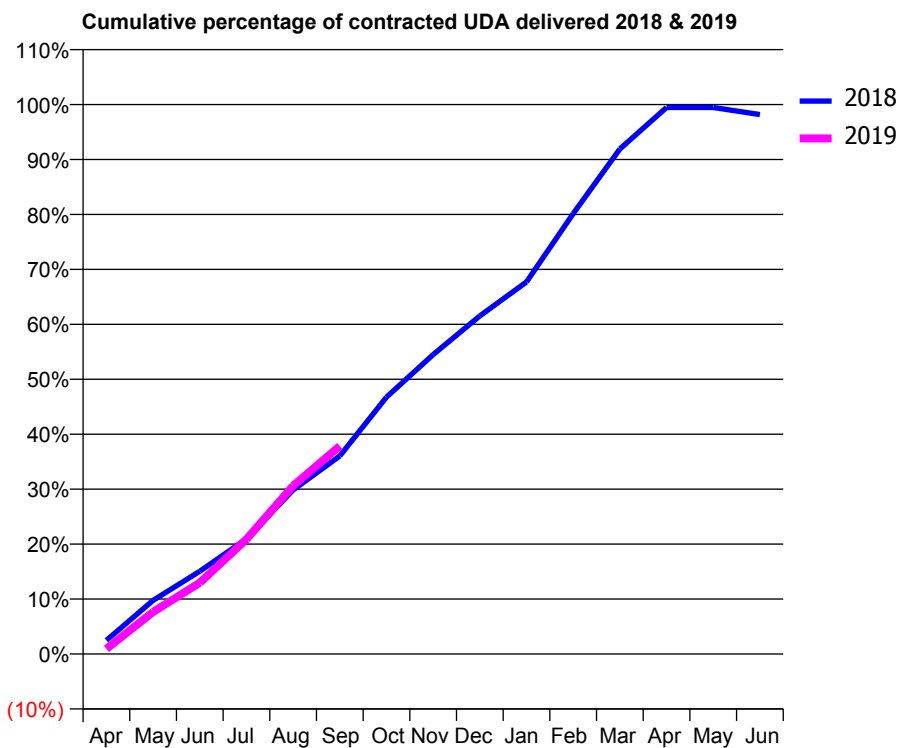
18/19 Contracted general activity (UDA)	1,283
Carry forward general activity (UDA)	24
18/19 Contracted orthodontic activity (UOA)	0
Carry forward orthodontic activity (UOA)	0
Baseline contract value	£33,744.39

ACCESS*

Patients seen in 24 months	Total	Change since previous quarter
Quarter ending September 2017	502	
Quarter ending December 2017	490	↓
Quarter ending March 2018	518	↑
Quarter ending June 2018	501	↓
Quarter ending September 2018	507	→
Variance since September 2017	1.0%	→



ACTIVITY



Month	Adjusted Scheduled Activity (UDA)	
	2018	2019
April	32	12
May	125	98
June	193	166
July	269	268
August	383	393
September	463	486
October	600	
November	699	
December	789	
January	869	
February	1,028	
March	1,179	
April	1,276	
May	1,276	
June	1,259	

QUALITY

	Quantity	Base Number	Contract	LHB	Wales
% of FP17s for the same patient ID Re-attending within 3 months - Children	27	371	7.3%	7.7%	10.9%
% of FP17s for the same patient ID Re-attending within 3 months - Adults	0	(-14)	N/A	13.0%	15.6%
% of FP17s for the same patient ID Re-attending between 3 & 9 months - Children	217	371	58.5%	59.0%	59.4%
% of FP17s for the same patient ID Re-attending between 3 & 9 months - Adults	0	(-14)	N/A	54.5%	55.5%
% of FP17s for Band 1 Urgent Courses	18	328	5.5%	8.1%	8.9%
% of FP17s Relating to Free Repair or Replacements	0	328	0.0%	0.7%	0.7%
% of FP17s Relating to Continuations	0	328	0.0%	0.8%	0.7%
% of Patients satisfied with the dentistry they have received	1	1	N/A	94.3%	93.6%
% of Patients satisfied with the time they had to wait for an appointment	1	1	N/A	88.5%	88.1%

* This is based on patients treated on this contract for their most recent course of treatment. Figures in italics indicate the base number of FP17s or Patient Questionnaire responses are less than 100. N/A is shown where the base number of responses is less than 10 during the period. % is calculated as Quantity/Base number*100

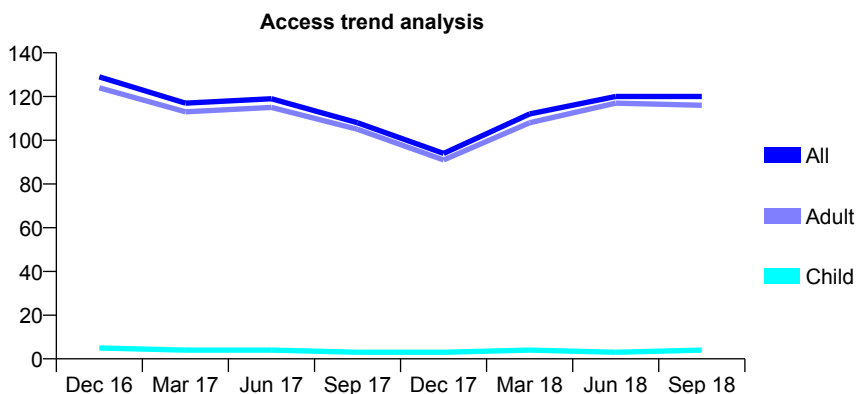
7A1 - Vital Signs At a Glance Contract Report for 238538/0002 - September 2018

Name or company name	MISS JM HARRINGTON
Contract type name	PDS Contract
Purpose of contract	General
Contract start date	01/04/2006
Contract end date	31/03/2019

18/19 Contracted general activity (UDA)	240
Carry forward general activity (UDA)	0
18/19 Contracted orthodontic activity (UOA)	0
Carry forward orthodontic activity (UOA)	0
Baseline contract value	£9,158.32

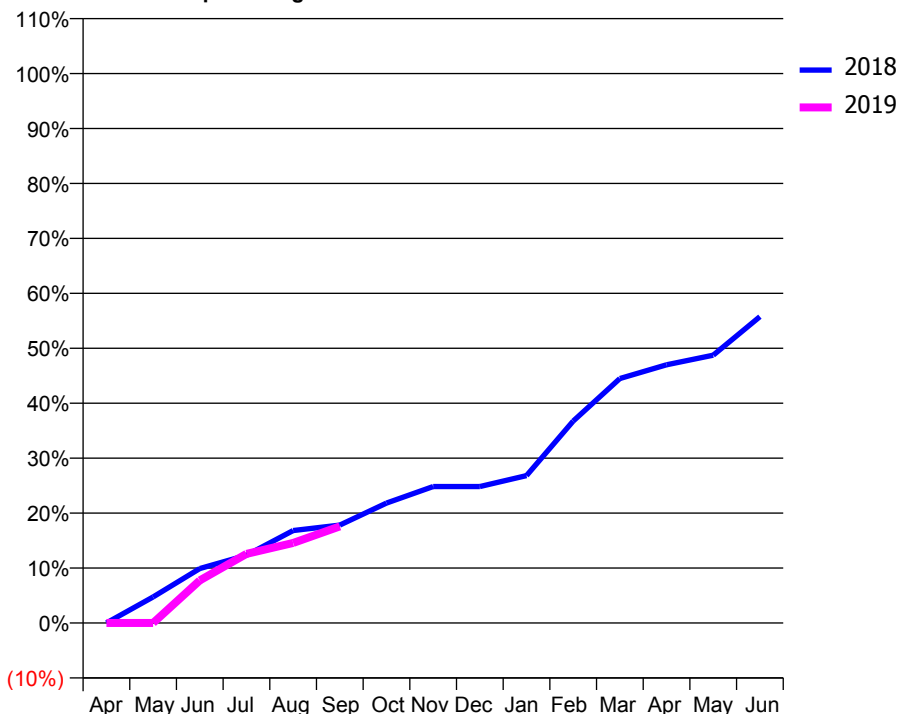
ACCESS*

Patients seen in 24 months	Total	Change since previous quarter
Quarter ending September 2017	108	
Quarter ending December 2017	94	↓
Quarter ending March 2018	112	↑
Quarter ending June 2018	120	↑
Quarter ending September 2018	120	→
Variance since September 2017	11.1%	↑



ACTIVITY

Cumulative percentage of contracted UDA delivered 2018 & 2019



Adjusted Scheduled Activity (UDA)

Month	2018	2019
April	0	0
May	11	0
June	24	19
July	30	30
August	40	35
September	43	42
October	52	
November	60	
December	60	
January	64	
February	88	
March	107	
April	113	
May	117	
June	134	

QUALITY

	Quantity	Base Number	Contract	LHB	Wales
% of FP17s for the same patient ID Re-attending within 3 months - Children	0	3	0.0%	7.7%	10.9%
% of FP17s for the same patient ID Re-attending within 3 months - Adults	3	56	5.4%	13.0%	15.6%
% of FP17s for the same patient ID Re-attending between 3 & 9 months - Children	0	3	0.0%	59.0%	59.4%
% of FP17s for the same patient ID Re-attending between 3 & 9 months - Adults	0	56	0.0%	54.5%	55.5%
% of FP17s for Band 1 Urgent Courses	31	36	86.1%	8.1%	8.9%
% of FP17s Relating to Free Repair or Replacements	0	36	0.0%	0.7%	0.7%
% of FP17s Relating to Continuations	0	36	0.0%	0.8%	0.7%
% of Patients satisfied with the dentistry they have received	0	0	N/A	94.3%	93.6%
% of Patients satisfied with the time they had to wait for an appointment	0	0	N/A	88.5%	88.1%

* This is based on patients treated on this contract for their most recent course of treatment. Figures in italics indicate the base number of FP17s or Patient Questionnaire responses are less than 100. N/A is shown where the base number of responses is less than 10 during the period. % is calculated as Quantity/Base number*100

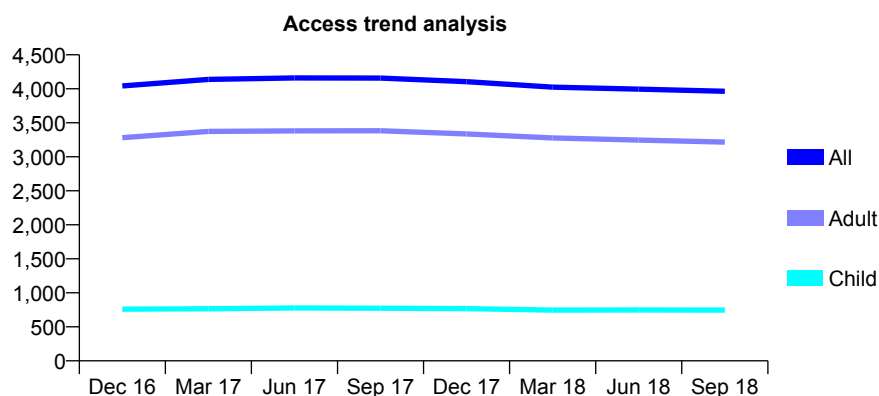
7A1 - Vital Signs At a Glance Contract Report for 250899/0001 - September 2018

Name or company name	MR H MAERIVOET
Contract type name	GDS Contract
Purpose of contract	General
Contract start date	01/04/2006
Contract end date	

18/19 Contracted general activity (UDA)	9,200
Carry forward general activity (UDA)	0
18/19 Contracted orthodontic activity (UOA)	0
Carry forward orthodontic activity (UOA)	0
Baseline contract value	£220,128.39

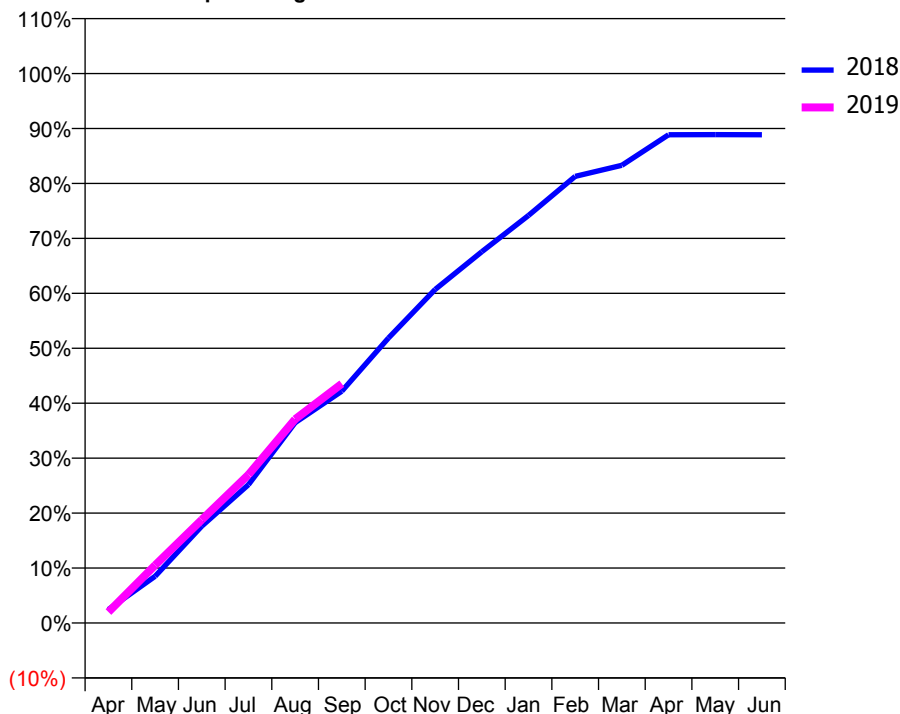
ACCESS*

Patients seen in 24 months	Total	Change since previous quarter
Quarter ending September 2017	4,158	
Quarter ending December 2017	4,104	↓
Quarter ending March 2018	4,024	↓
Quarter ending June 2018	3,996	→
Quarter ending September 2018	3,963	→
Variance since September 2017	(4.7%)	↓



ACTIVITY

Cumulative percentage of contracted UDA delivered 2018 & 2019



Adjusted Scheduled Activity (UDA)

Month	2018	2019
April	272	184
May	936	967
June	1,939	1,728
July	2,768	2,483
August	4,010	3,413
September	4,639	4,007
October	5,704	
November	6,675	
December	7,432	
January	8,156	
February	8,938	
March	9,159	
April	9,770	
May	9,774	
June	9,770	

QUALITY

	Quantity	Base Number	Contract	LHB	Wales
% of FP17s for the same patient ID Re-attending within 3 months - Children	13	557	2.3%	7.7%	10.9%
% of FP17s for the same patient ID Re-attending within 3 months - Adults	200	2,027	9.9%	13.0%	15.6%
% of FP17s for the same patient ID Re-attending between 3 & 9 months - Children	275	557	49.4%	59.0%	59.4%
% of FP17s for the same patient ID Re-attending between 3 & 9 months - Adults	907	2,027	44.7%	54.5%	55.5%
% of FP17s for Band 1 Urgent Courses	239	2,212	10.8%	8.1%	8.9%
% of FP17s Relating to Free Repair or Replacements	3	2,212	0.1%	0.7%	0.7%
% of FP17s Relating to Continuations	6	2,212	0.3%	0.8%	0.7%
% of Patients satisfied with the dentistry they have received	10	10	100.0%	94.3%	93.6%
% of Patients satisfied with the time they had to wait for an appointment	10	10	100.0%	88.5%	88.1%

* This is based on patients treated on this contract for their most recent course of treatment. Figures in italics indicate the base number of FP17s or Patient Questionnaire responses are less than 100. N/A is shown where the base number of responses is less than 10 during the period. % is calculated as Quantity/Base number*100

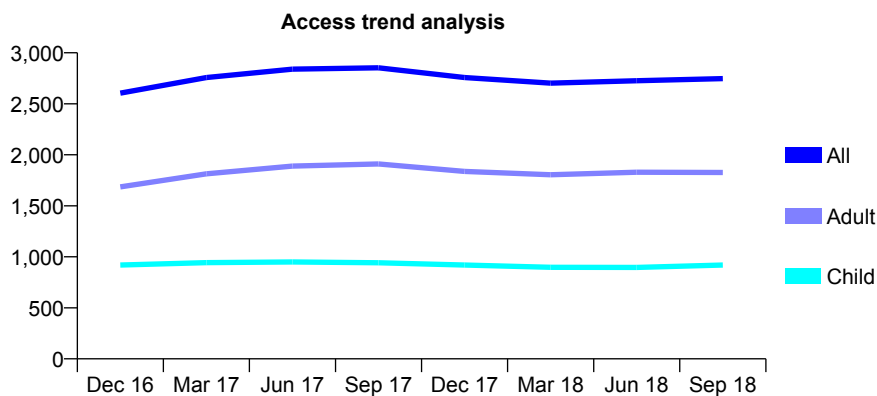
7A1 - Vital Signs At a Glance Contract Report for 278831/0001 - September 2018

Name or company name	MR R DAVIES
Contract type name	GDS Contract
Purpose of contract	General
Contract start date	01/09/2012
Contract end date	

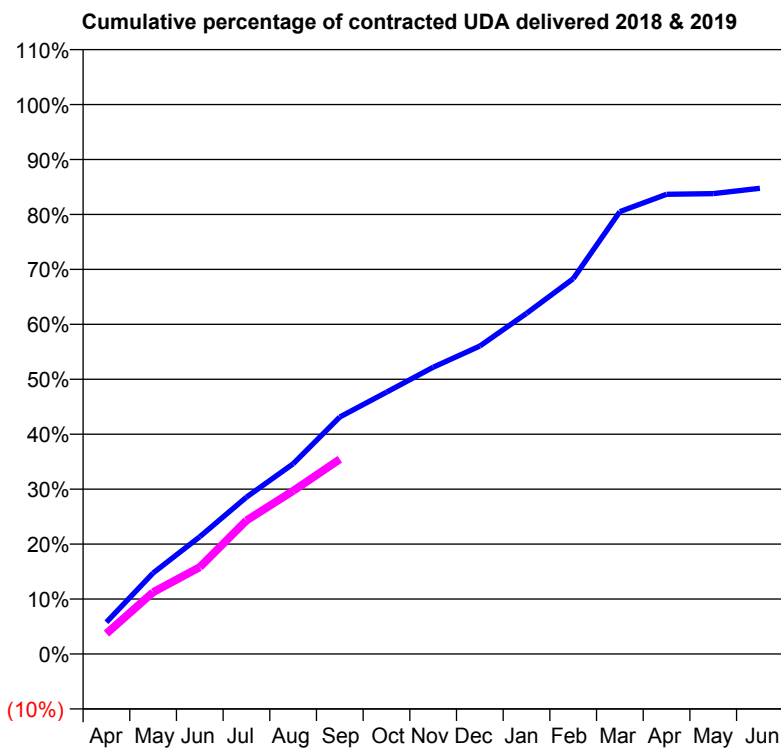
18/19 Contracted general activity (UDA)	9,782
Carry forward general activity (UDA)	0
18/19 Contracted orthodontic activity (UOA)	0
Carry forward orthodontic activity (UOA)	0
Baseline contract value	£242,515.15

ACCESS*

Patients seen in 24 months	Total	Change since previous quarter
Quarter ending September 2017	2,853	
Quarter ending December 2017	2,757	↓
Quarter ending March 2018	2,702	↓
Quarter ending June 2018	2,726	→
Quarter ending September 2018	2,747	→
Variance since September 2017	(3.7%)	↓



ACTIVITY



Month	Adjusted Scheduled Activity (UDA)	
	2018	2019
April	450	364
May	1,147	1,101
June	1,661	1,547
July	2,222	2,377
August	2,694	2,903
September	3,356	3,467
October	3,708	
November	4,061	
December	4,362	
January	4,824	
February	5,314	
March	6,265	
April	6,511	
May	6,521	
June	6,596	

QUALITY

	Quantity	Base Number	Contract	LHB	Wales
% of FP17s for the same patient ID Re-attending within 3 months - Children	39	724	5.4%	7.7%	10.9%
% of FP17s for the same patient ID Re-attending within 3 months - Adults	160	1,278	12.5%	13.0%	15.6%
% of FP17s for the same patient ID Re-attending between 3 & 9 months - Children	375	724	51.8%	59.0%	59.4%
% of FP17s for the same patient ID Re-attending between 3 & 9 months - Adults	650	1,278	50.9%	54.5%	55.5%
% of FP17s for Band 1 Urgent Courses	116	1,801	6.4%	8.1%	8.9%
% of FP17s Relating to Free Repair or Replacements	3	1,801	0.2%	0.7%	0.7%
% of FP17s Relating to Continuations	37	1,801	2.1%	0.8%	0.7%
% of Patients satisfied with the dentistry they have received	8	8	N/A	94.3%	93.6%
% of Patients satisfied with the time they had to wait for an appointment	8	8	N/A	88.5%	88.1%

* This is based on patients treated on this contract for their most recent course of treatment. Figures in italics indicate the base number of FP17s or Patient Questionnaire responses are less than 100. N/A is shown where the base number of responses is less than 10 during the period. % is calculated as Quantity/Base number*100

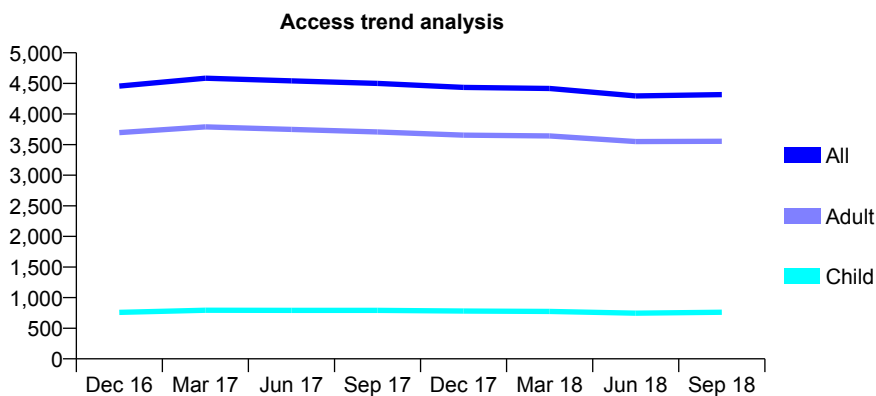
7A1 - Vital Signs At a Glance Contract Report for 299901/0002 - September 2018

Name or company name	MR J SREERAM
Contract type name	GDS Contract
Purpose of contract	General
Contract start date	01/04/2015
Contract end date	

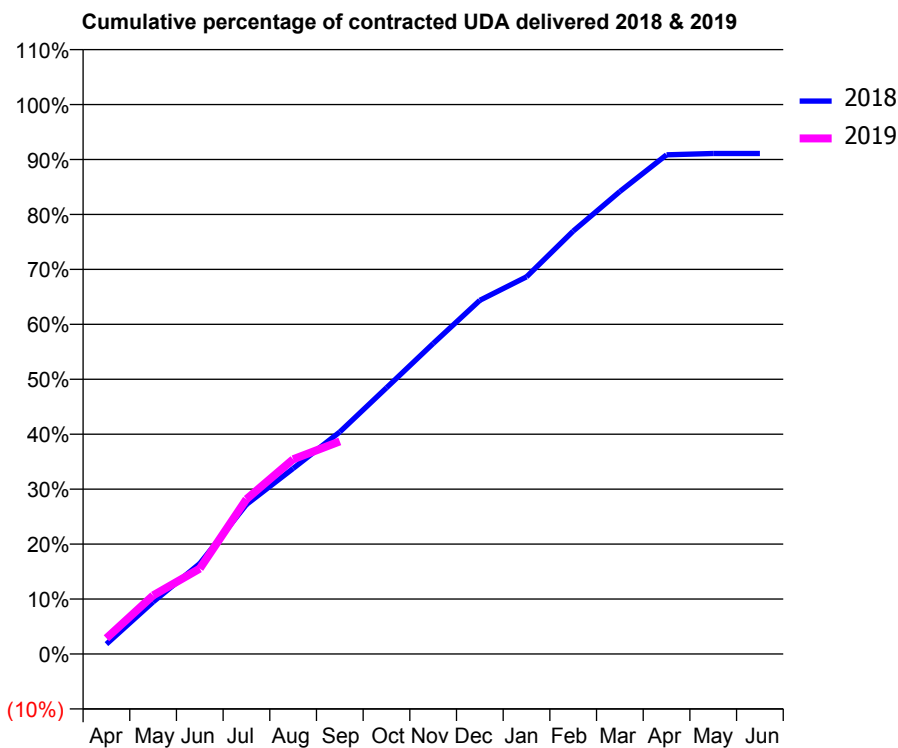
18/19 Contracted general activity (UDA)	14,976
Carry forward general activity (UDA)	0
18/19 Contracted orthodontic activity (UOA)	0
Carry forward orthodontic activity (UOA)	0
Baseline contract value	£359,048.80

ACCESS*

Patients seen in 24 months	Total	Change since previous quarter
Quarter ending September 2017	4,499	
Quarter ending December 2017	4,435	↓
Quarter ending March 2018	4,417	→
Quarter ending June 2018	4,296	↓
Quarter ending September 2018	4,316	→
Variance since September 2017	(4.1%)	↓



ACTIVITY



Month	Adjusted Scheduled Activity (UDA)	
	2018	2019
April	269	430
May	1,418	1,596
June	2,466	2,327
July	4,074	4,220
August	5,056	5,309
September	6,053	5,794
October	7,257	
November	8,463	
December	9,641	
January	10,280	
February	11,525	
March	12,607	
April	13,605	
May	13,642	
June	13,643	

QUALITY

	Quantity	Base Number	Contract	LHB	Wales
% of FP17s for the same patient ID Re-attending within 3 months - Children	15	495	3.0%	7.7%	10.9%
% of FP17s for the same patient ID Re-attending within 3 months - Adults	121	2,444	5.0%	13.0%	15.6%
% of FP17s for the same patient ID Re-attending between 3 & 9 months - Children	297	495	60.0%	59.0%	59.4%
% of FP17s for the same patient ID Re-attending between 3 & 9 months - Adults	1,677	2,444	68.6%	54.5%	55.5%
% of FP17s for Band 1 Urgent Courses	60	2,571	2.3%	8.1%	8.9%
% of FP17s Relating to Free Repair or Replacements	9	2,571	0.4%	0.7%	0.7%
% of FP17s Relating to Continuations	16	2,571	0.6%	0.8%	0.7%
% of Patients satisfied with the dentistry they have received	8	8	N/A	94.3%	93.6%
% of Patients satisfied with the time they had to wait for an appointment	8	8	N/A	88.5%	88.1%

* This is based on patients treated on this contract for their most recent course of treatment. Figures in italics indicate the base number of FP17s or Patient Questionnaire responses are less than 100. N/A is shown where the base number of responses is less than 10 during the period. % is calculated as Quantity/Base number*100

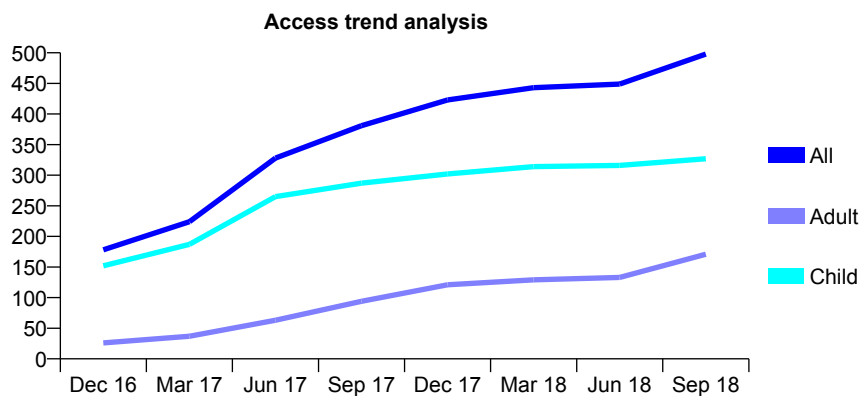
7A1 - Vital Signs At a Glance Contract Report for 304395/0002 - September 2018

Name or company name	Dr T Aldescu
Contract type name	GDS Contract
Purpose of contract	General
Contract start date	03/07/2014
Contract end date	

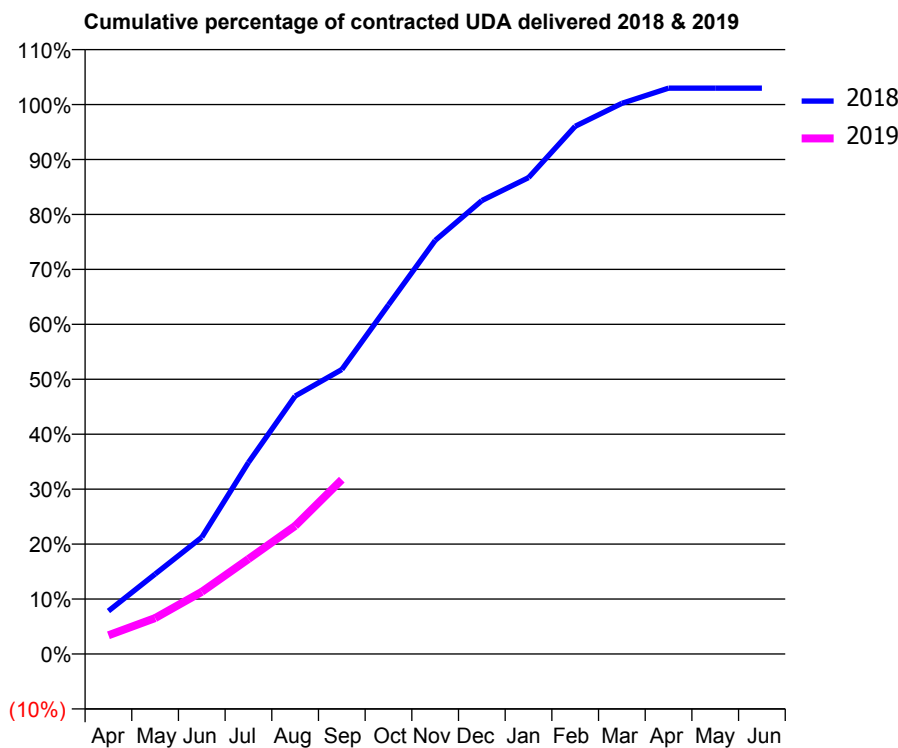
18/19 Contracted general activity (UDA)	2,000
Carry forward general activity (UDA)	-36
18/19 Contracted orthodontic activity (UOA)	0
Carry forward orthodontic activity (UOA)	0
Baseline contract value	£45,794.79

ACCESS*

Patients seen in 24 months	Total	Change since previous quarter
Quarter ending September 2017	381	
Quarter ending December 2017	423	↑
Quarter ending March 2018	443	↑
Quarter ending June 2018	449	→
Quarter ending September 2018	498	↑
Variance since September 2017	30.7%	↑



ACTIVITY



Month	Adjusted Scheduled Activity (UDA)	
	2018	2019
April	94	68
May	175	131
June	255	226
July	418	346
August	563	466
September	621	635
October	763	
November	903	
December	990	
January	1,040	
February	1,152	
March	1,203	
April	1,236	
May	1,236	
June	1,236	

QUALITY

	Quantity	Base Number	Contract	LHB	Wales
% of FP17s for the same patient ID Re-attending within 3 months - Children	15	255	5.9%	7.7%	10.9%
% of FP17s for the same patient ID Re-attending within 3 months - Adults	5	83	6.0%	13.0%	15.6%
% of FP17s for the same patient ID Re-attending between 3 & 9 months - Children	150	255	58.8%	59.0%	59.4%
% of FP17s for the same patient ID Re-attending between 3 & 9 months - Adults	32	83	38.6%	54.5%	55.5%
% of FP17s for Band 1 Urgent Courses	18	319	5.6%	8.1%	8.9%
% of FP17s Relating to Free Repair or Replacements	0	319	0.0%	0.7%	0.7%
% of FP17s Relating to Continuations	3	319	0.9%	0.8%	0.7%
% of Patients satisfied with the dentistry they have received	0	0	N/A	94.3%	93.6%
% of Patients satisfied with the time they had to wait for an appointment	0	0	N/A	88.5%	88.1%

* This is based on patients treated on this contract for their most recent course of treatment. Figures in italics indicate the base number of FP17s or Patient Questionnaire responses are less than 100. N/A is shown where the base number of responses is less than 10 during the period. % is calculated as Quantity/Base number*100

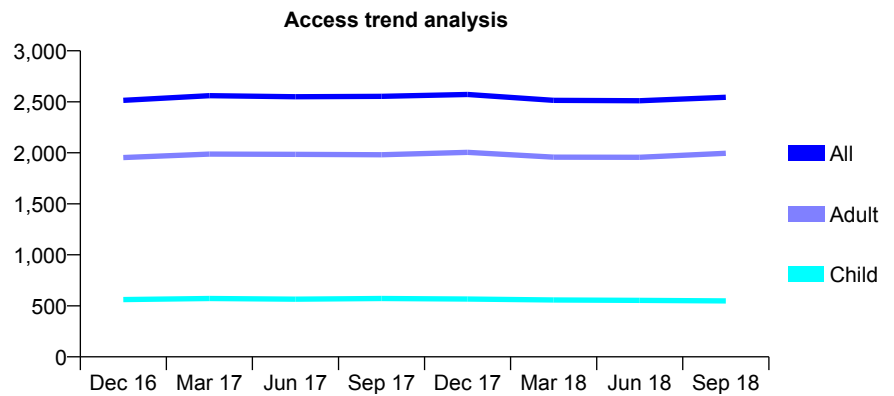
7A1 - Vital Signs At a Glance Contract Report for 331325/0001 - September 2018

Name or company name	MR LC WILLIAMS
Contract type name	GDS Contract
Purpose of contract	General
Contract start date	01/04/2006
Contract end date	

18/19 Contracted general activity (UDA)	8,600
Carry forward general activity (UDA)	0
18/19 Contracted orthodontic activity (UOA)	0
Carry forward orthodontic activity (UOA)	0
Baseline contract value	£216,357.93

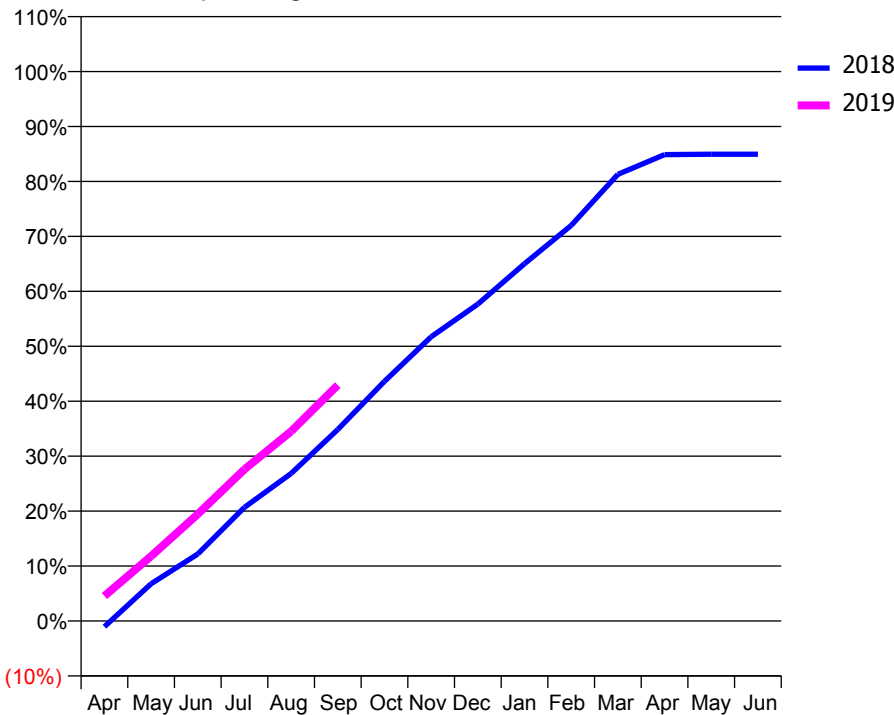
ACCESS*

Patients seen in 24 months	Total	Change since previous quarter
Quarter ending September 2017	2,553	
Quarter ending December 2017	2,572	→
Quarter ending March 2018	2,515	↓
Quarter ending June 2018	2,510	→
Quarter ending September 2018	2,545	→
Variance since September 2017	(0.3%)	→



ACTIVITY

Cumulative percentage of contracted UDA delivered 2018 & 2019



Month	Adjusted Scheduled Activity (UDA)	
	2018	2019
April	-90	391
May	576	1,015
June	1,036	1,673
July	1,758	2,373
August	2,282	2,968
September	2,964	3,694
October	3,708	
November	4,396	
December	4,901	
January	5,526	
February	6,119	
March	6,910	
April	7,213	
May	7,220	
June	7,220	

QUALITY

	Quantity	Base Number	Contract	LHB	Wales
% of FP17s for the same patient ID Re-attending within 3 months - Children	36	452	8.0%	7.7%	10.9%
% of FP17s for the same patient ID Re-attending within 3 months - Adults	186	1,530	12.2%	13.0%	15.6%
% of FP17s for the same patient ID Re-attending between 3 & 9 months - Children	257	452	56.9%	59.0%	59.4%
% of FP17s for the same patient ID Re-attending between 3 & 9 months - Adults	825	1,530	53.9%	54.5%	55.5%
% of FP17s for Band 1 Urgent Courses	90	1,843	4.9%	8.1%	8.9%
% of FP17s Relating to Free Repair or Replacements	12	1,843	0.7%	0.7%	0.7%
% of FP17s Relating to Continuations	6	1,843	0.3%	0.8%	0.7%
% of Patients satisfied with the dentistry they have received	5	5	N/A	94.3%	93.6%
% of Patients satisfied with the time they had to wait for an appointment	5	5	N/A	88.5%	88.1%

* This is based on patients treated on this contract for their most recent course of treatment. Figures in italics indicate the base number of FP17s or Patient Questionnaire responses are less than 100. N/A is shown where the base number of responses is less than 10 during the period. % is calculated as Quantity/Base number*100

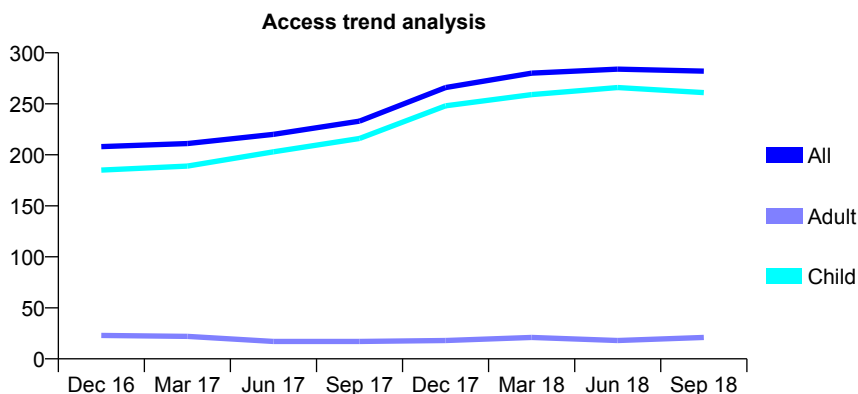
7A1 - Vital Signs At a Glance Contract Report for 332658/0001 - September 2018

Name or company name	MR JO JOHNSON
Contract type name	GDS Contract
Purpose of contract	General
Contract start date	01/04/2006
Contract end date	

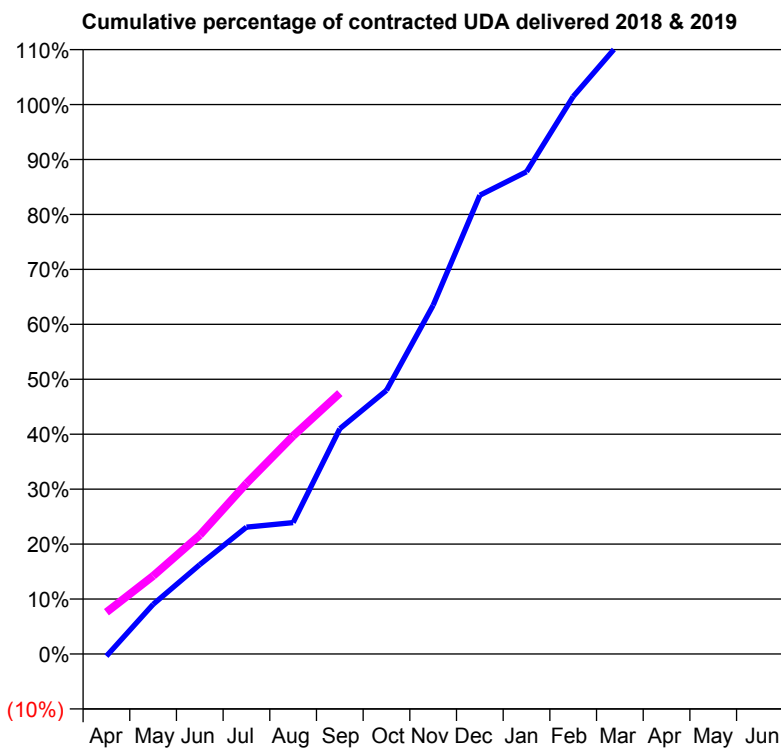
18/19 Contracted general activity (UDA)	500
Carry forward general activity (UDA)	-25
18/19 Contracted orthodontic activity (UOA)	0
Carry forward orthodontic activity (UOA)	0
Baseline contract value	£11,767.01

ACCESS*

Patients seen in 24 months	Total	Change since previous quarter
Quarter ending September 2017	233	
Quarter ending December 2017	266	↑
Quarter ending March 2018	280	↑
Quarter ending June 2018	284	→
Quarter ending September 2018	282	→
Variance since September 2017	21.0%	↑



ACTIVITY



Adjusted Scheduled Activity (UDA)		
Month	2018	2019
April	-2	38
May	45	71
June	81	108
July	115	155
August	120	198
September	205	237
October	240	
November	317	
December	417	
January	439	
February	507	
March	556	
April	567	
May	597	
June	597	

QUALITY

	Quantity	Base Number	Contract	LHB	Wales
% of FP17s for the same patient ID Re-attending within 3 months - Children	15	205	7.3%	7.7%	10.9%
% of FP17s for the same patient ID Re-attending within 3 months - Adults	0	0	N/A	13.0%	15.6%
% of FP17s for the same patient ID Re-attending between 3 & 9 months - Children	146	205	71.2%	59.0%	59.4%
% of FP17s for the same patient ID Re-attending between 3 & 9 months - Adults	0	0	N/A	54.5%	55.5%
% of FP17s for Band 1 Urgent Courses	2	172	1.2%	8.1%	8.9%
% of FP17s Relating to Free Repair or Replacements	0	172	0.0%	0.7%	0.7%
% of FP17s Relating to Continuations	0	172	0.0%	0.8%	0.7%
% of Patients satisfied with the dentistry they have received	0	0	N/A	94.3%	93.6%
% of Patients satisfied with the time they had to wait for an appointment	0	0	N/A	88.5%	88.1%

* This is based on patients treated on this contract for their most recent course of treatment. Figures in italics indicate the base number of FP17s or Patient Questionnaire responses are less than 100. N/A is shown where the base number of responses is less than 10 during the period. % is calculated as Quantity/Base number*100

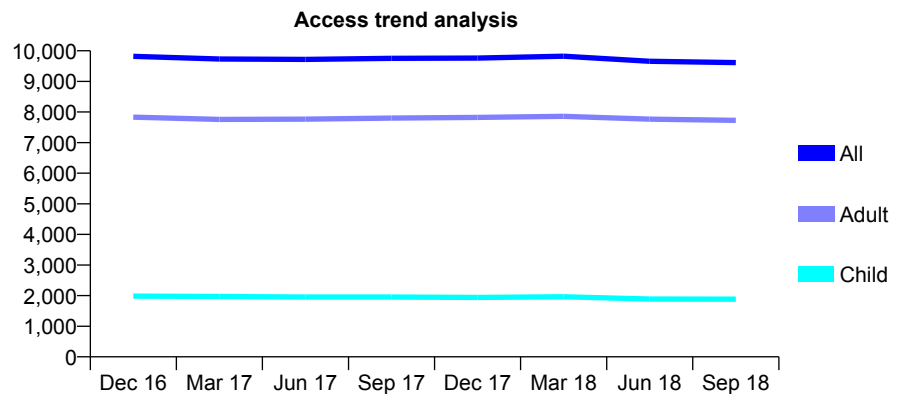
7A1 - Vital Signs At a Glance Contract Report for 569259/0001 - September 2018

Name or company name	MR RT HANDLEY
Contract type name	GDS Contract
Purpose of contract	General
Contract start date	01/04/2006
Contract end date	

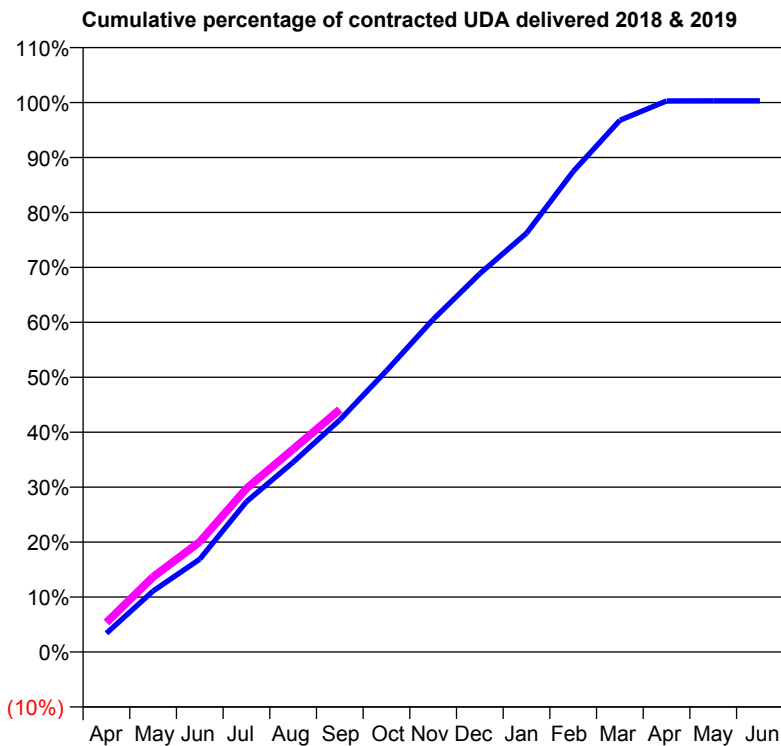
18/19 Contracted general activity (UDA)	31,357
Carry forward general activity (UDA)	-93
18/19 Contracted orthodontic activity (UOA)	0
Carry forward orthodontic activity (UOA)	0
Baseline contract value	£798,520.16

ACCESS*

Patients seen in 24 months	Total	Change since previous quarter
Quarter ending September 2017	9,755	
Quarter ending December 2017	9,761	→
Quarter ending March 2018	9,822	→
Quarter ending June 2018	9,656	↓
Quarter ending September 2018	9,613	→
Variance since September 2017	(1.5%)	↓



ACTIVITY



Month	Adjusted Scheduled Activity (UDA)	
	2018	2019
April	1,071	1,689
May	3,484	4,290
June	5,296	6,293
July	8,580	9,335
August	10,831	11,574
September	13,243	13,837
October	16,051	
November	18,979	
December	21,591	
January	23,900	
February	27,422	
March	30,343	
April	31,449	
May	31,451	
June	31,450	

QUALITY

	Quantity	Base Number	Contract	LHB	Wales
% of FP17s for the same patient ID Re-attending within 3 months - Children	83	1,249	6.6%	7.7%	10.9%
% of FP17s for the same patient ID Re-attending within 3 months - Adults	647	5,045	12.8%	13.0%	15.6%
% of FP17s for the same patient ID Re-attending between 3 & 9 months - Children	625	1,249	50.0%	59.0%	59.4%
% of FP17s for the same patient ID Re-attending between 3 & 9 months - Adults	2,580	5,045	51.1%	54.5%	55.5%
% of FP17s for Band 1 Urgent Courses	438	5,858	7.5%	8.1%	8.9%
% of FP17s Relating to Free Repair or Replacements	61	5,858	1.0%	0.7%	0.7%
% of FP17s Relating to Continuations	37	5,858	0.6%	0.8%	0.7%
% of Patients satisfied with the dentistry they have received	23	25	92.0%	94.3%	93.6%
% of Patients satisfied with the time they had to wait for an appointment	22	25	88.0%	88.5%	88.1%

* This is based on patients treated on this contract for their most recent course of treatment. Figures in italics indicate the base number of FP17s or Patient Questionnaire responses are less than 100. N/A is shown where the base number of responses is less than 10 during the period. % is calculated as Quantity/Base number*100

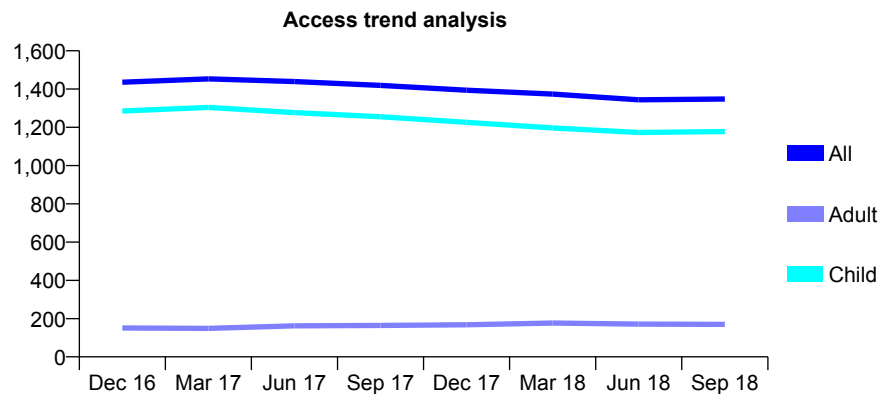
7A1 - Vital Signs At a Glance Contract Report for 571466/0001 - September 2018

Name or company name	MR SC EDWARDS
Contract type name	PDS Contract
Purpose of contract	General
Contract start date	01/04/2006
Contract end date	31/03/2019

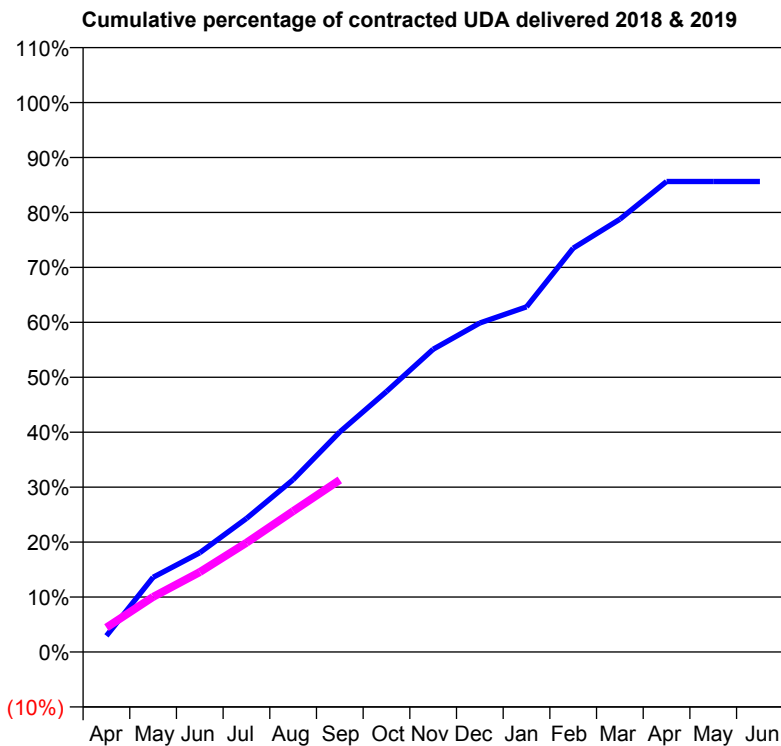
18/19 Contracted general activity (UDA)	2,746
Carry forward general activity (UDA)	0
18/19 Contracted orthodontic activity (UOA)	0
Carry forward orthodontic activity (UOA)	0
Baseline contract value	£69,061.90

ACCESS*

Patients seen in 24 months	Total	Change since previous quarter
Quarter ending September 2017	1,419	
Quarter ending December 2017	1,394	↓
Quarter ending March 2018	1,374	↓
Quarter ending June 2018	1,344	↓
Quarter ending September 2018	1,348	→
Variance since September 2017	(5.0%)	↓



ACTIVITY



Month	Adjusted Scheduled Activity (UDA)	
	2018	2019
April	81	122
May	373	276
June	496	400
July	667	546
August	862	704
September	1,100	860
October	1,302	
November	1,513	
December	1,644	
January	1,725	
February	2,018	
March	2,163	
April	2,351	
May	2,351	
June	2,351	

QUALITY

	Quantity	Base Number	Contract	LHB	Wales
% of FP17s for the same patient ID Re-attending within 3 months - Children	44	716	6.1%	7.7%	10.9%
% of FP17s for the same patient ID Re-attending within 3 months - Adults	4	29	13.8%	13.0%	15.6%
% of FP17s for the same patient ID Re-attending between 3 & 9 months - Children	362	716	50.6%	59.0%	59.4%
% of FP17s for the same patient ID Re-attending between 3 & 9 months - Adults	11	29	37.9%	54.5%	55.5%
% of FP17s for Band 1 Urgent Courses	6	621	1.0%	8.1%	8.9%
% of FP17s Relating to Free Repair or Replacements	0	621	0.0%	0.7%	0.7%
% of FP17s Relating to Continuations	11	621	1.8%	0.8%	0.7%
% of Patients satisfied with the dentistry they have received	1	1	N/A	94.3%	93.6%
% of Patients satisfied with the time they had to wait for an appointment	1	1	N/A	88.5%	88.1%

* This is based on patients treated on this contract for their most recent course of treatment. Figures in italics indicate the base number of FP17s or Patient Questionnaire responses are less than 100. N/A is shown where the base number of responses is less than 10 during the period. % is calculated as Quantity/Base number*100

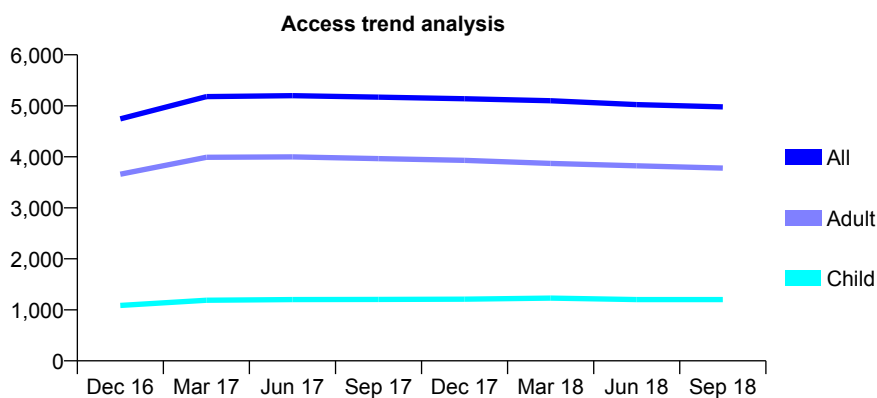
7A1 - Vital Signs At a Glance Contract Report for 602531/0001 - September 2018

Name or company name	MR DP JONES
Contract type name	GDS Contract
Purpose of contract	General
Contract start date	06/05/2015
Contract end date	

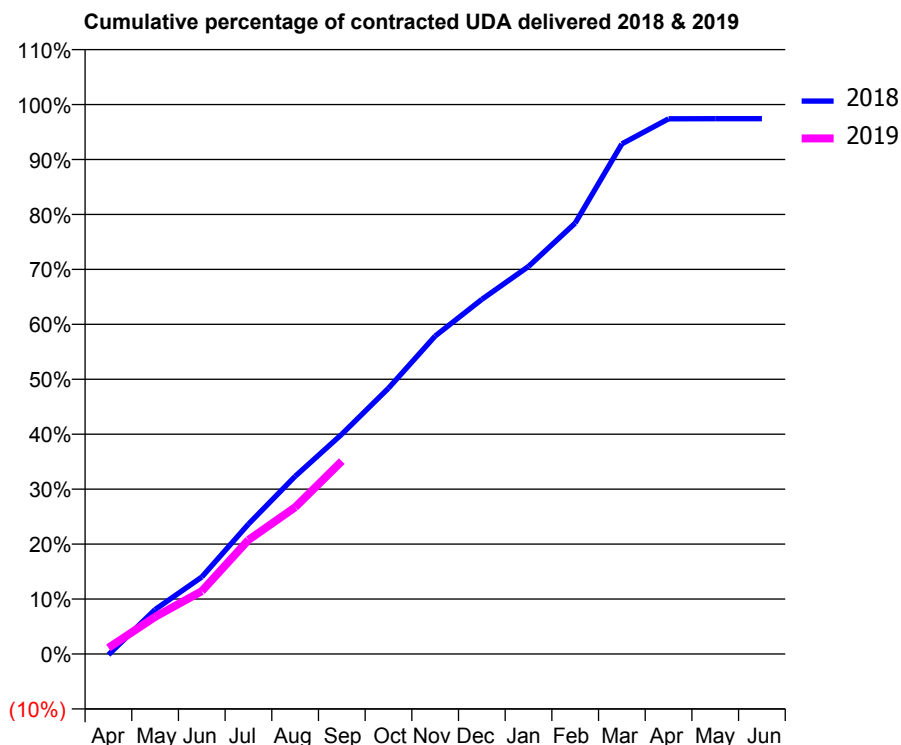
18/19 Contracted general activity (UDA)	16,008
Carry forward general activity (UDA)	433
18/19 Contracted orthodontic activity (UOA)	0
Carry forward orthodontic activity (UOA)	0
Baseline contract value	£383,023.41

ACCESS*

Patients seen in 24 months	Total	Change since previous quarter
Quarter ending September 2017	5,170	
Quarter ending December 2017	5,139	→
Quarter ending March 2018	5,100	→
Quarter ending June 2018	5,023	↓
Quarter ending September 2018	4,980	→
Variance since September 2017	(3.7%)	↓



ACTIVITY



Month	Adjusted Scheduled Activity (UDA)	
	2018	2019
April	-27	182
May	1,355	1,083
June	2,348	1,833
July	3,962	3,322
August	5,417	4,274
September	6,705	5,621
October	8,108	
November	9,696	
December	10,816	
January	11,819	
February	13,143	
March	15,558	
April	16,320	
May	16,326	
June	16,325	

QUALITY

	Quantity	Base Number	Contract	LHB	Wales
% of FP17s for the same patient ID Re-attending within 3 months - Children	68	927	7.3%	7.7%	10.9%
% of FP17s for the same patient ID Re-attending within 3 months - Adults	322	2,495	12.9%	13.0%	15.6%
% of FP17s for the same patient ID Re-attending between 3 & 9 months - Children	640	927	69.0%	59.0%	59.4%
% of FP17s for the same patient ID Re-attending between 3 & 9 months - Adults	1,588	2,495	63.6%	54.5%	55.5%
% of FP17s for Band 1 Urgent Courses	248	3,081	8.0%	8.1%	8.9%
% of FP17s Relating to Free Repair or Replacements	31	3,081	1.0%	0.7%	0.7%
% of FP17s Relating to Continuations	2	3,081	0.1%	0.8%	0.7%
% of Patients satisfied with the dentistry they have received	12	13	92.3%	94.3%	93.6%
% of Patients satisfied with the time they had to wait for an appointment	12	13	92.3%	88.5%	88.1%

* This is based on patients treated on this contract for their most recent course of treatment. Figures in italics indicate the base number of FP17s or Patient Questionnaire responses are less than 100. N/A is shown where the base number of responses is less than 10 during the period. % is calculated as Quantity/Base number*100

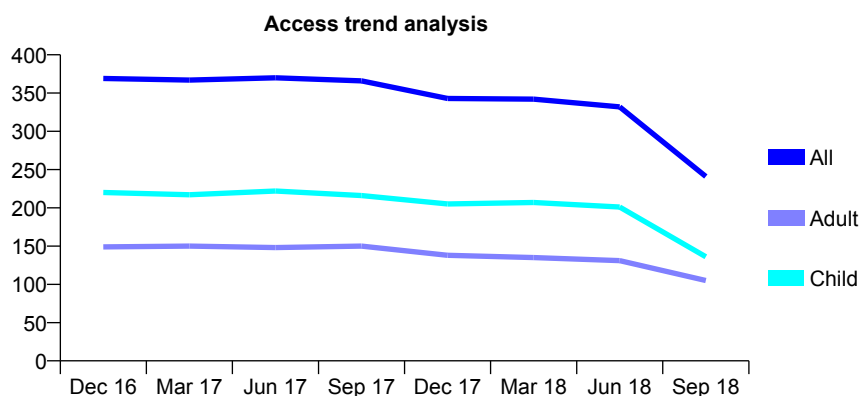
7A1 - Vital Signs At a Glance Contract Report for 635030/0001 - September 2018

Name or company name	MR BV OWEN
Contract type name	GDS Contract
Purpose of contract	General
Contract start date	01/04/2006
Contract end date	

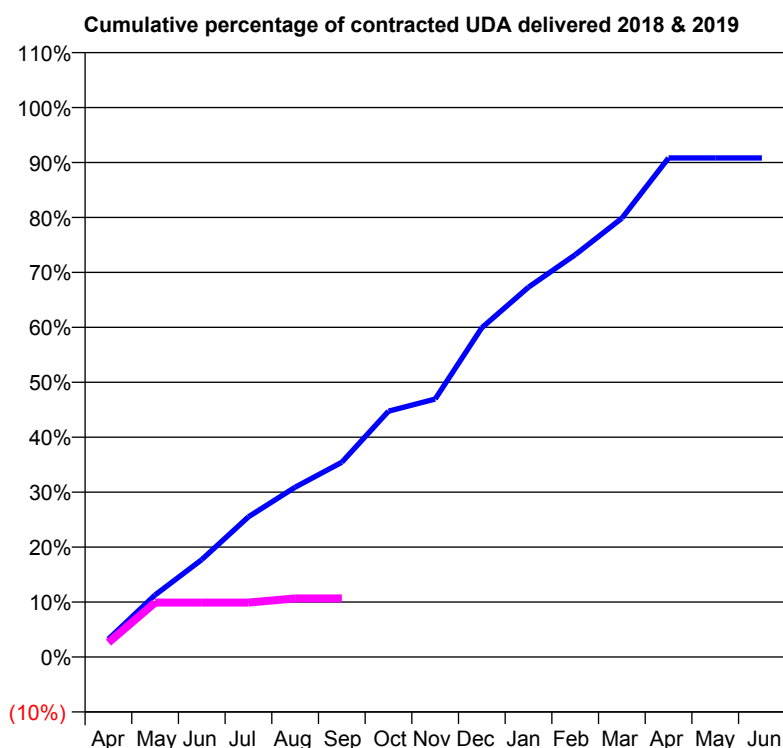
18/19 Contracted general activity (UDA)	948
Carry forward general activity (UDA)	0
18/19 Contracted orthodontic activity (UOA)	0
Carry forward orthodontic activity (UOA)	0
Baseline contract value	£2,821.01

ACCESS*

Patients seen in 24 months	Total	Change since previous quarter
Quarter ending September 2017	366	
Quarter ending December 2017	343	↓
Quarter ending March 2018	342	→
Quarter ending June 2018	332	↓
Quarter ending September 2018	241	↓
Variance since September 2017	(34.2%)	↓



ACTIVITY



Adjusted Scheduled Activity (UDA)		
Month	2018	2019
April	31	25
May	107	94
June	168	94
July	242	94
August	293	101
September	336	101
October	424	
November	445	
December	568	
January	638	
February	694	
March	757	
April	861	
May	861	
June	861	

QUALITY

	Quantity	Base Number	Contract	LHB	Wales
% of FP17s for the same patient ID Re-attending within 3 months - Children	9	69	13.0%	7.7%	10.9%
% of FP17s for the same patient ID Re-attending within 3 months - Adults	3	32	9.4%	13.0%	15.6%
% of FP17s for the same patient ID Re-attending between 3 & 9 months - Children	41	69	59.4%	59.0%	59.4%
% of FP17s for the same patient ID Re-attending between 3 & 9 months - Adults	16	32	50.0%	54.5%	55.5%
% of FP17s for Band 1 Urgent Courses	0	69	0.0%	8.1%	8.9%
% of FP17s Relating to Free Repair or Replacements	0	69	0.0%	0.7%	0.7%
% of FP17s Relating to Continuations	1	69	1.4%	0.8%	0.7%
% of Patients satisfied with the dentistry they have received	0	0	N/A	94.3%	93.6%
% of Patients satisfied with the time they had to wait for an appointment	0	0	N/A	88.5%	88.1%

* This is based on patients treated on this contract for their most recent course of treatment. Figures in italics indicate the base number of FP17s or Patient Questionnaire responses are less than 100. N/A is shown where the base number of responses is less than 10 during the period. % is calculated as Quantity/Base number*100

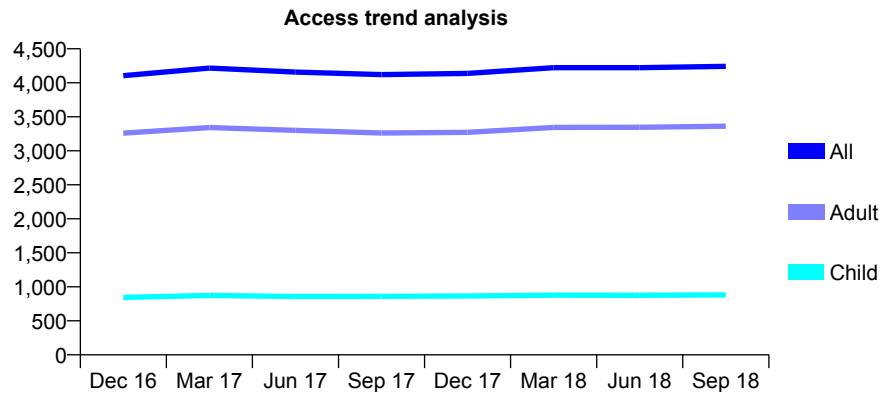
7A1 - Vital Signs At a Glance Contract Report for 639095/0001 - September 2018

Name or company name	MR MA HORTON
Contract type name	GDS Contract
Purpose of contract	General
Contract start date	01/04/2006
Contract end date	

18/19 Contracted general activity (UDA)	14,832
Carry forward general activity (UDA)	246
18/19 Contracted orthodontic activity (UOA)	0
Carry forward orthodontic activity (UOA)	0
Baseline contract value	£423,926.23

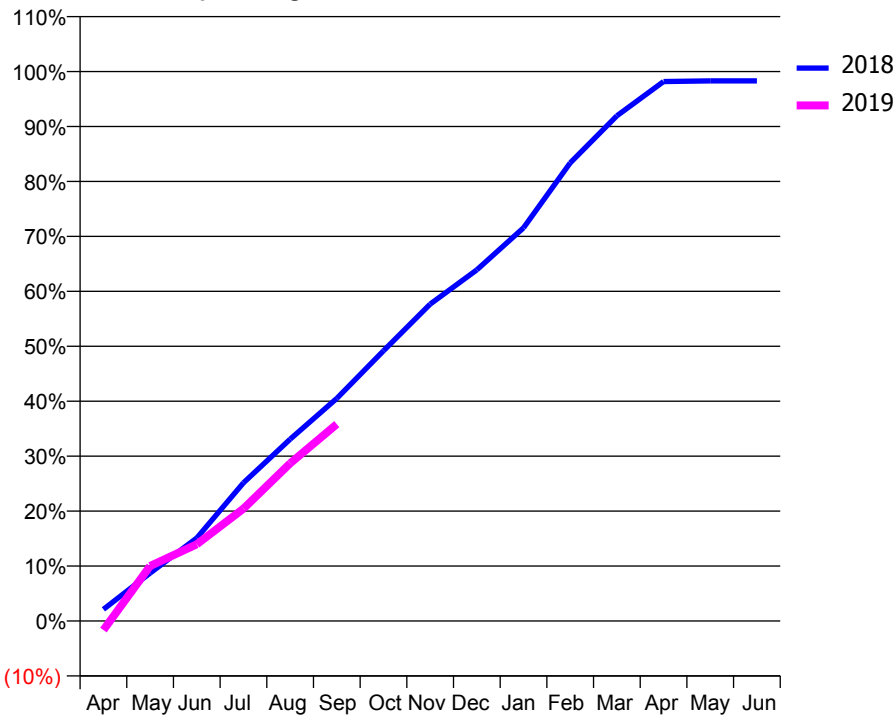
ACCESS*

Patients seen in 24 months	Total	Change since previous quarter
Quarter ending September 2017	4,121	
Quarter ending December 2017	4,138	→
Quarter ending March 2018	4,222	↑
Quarter ending June 2018	4,222	→
Quarter ending September 2018	4,243	→
Variance since September 2017	3.0%	↑



ACTIVITY

Cumulative percentage of contracted UDA delivered 2018 & 2019



Month	Adjusted Scheduled Activity (UDA)	
	2018	2019
April	303	-246
May	1,250	1,484
June	2,165	2,071
July	3,605	3,031
August	4,741	4,257
September	5,806	5,315
October	7,046	
November	8,265	
December	9,159	
January	10,255	
February	11,949	
March	13,176	
April	14,068	
May	14,086	
June	14,086	

QUALITY

	Quantity	Base Number	Contract	LHB	Wales
% of FP17s for the same patient ID Re-attending within 3 months - Children	59	697	8.5%	7.7%	10.9%
% of FP17s for the same patient ID Re-attending within 3 months - Adults	361	2,458	14.7%	13.0%	15.6%
% of FP17s for the same patient ID Re-attending between 3 & 9 months - Children	484	697	69.4%	59.0%	59.4%
% of FP17s for the same patient ID Re-attending between 3 & 9 months - Adults	1,645	2,458	66.9%	54.5%	55.5%
% of FP17s for Band 1 Urgent Courses	159	2,767	5.7%	8.1%	8.9%
% of FP17s Relating to Free Repair or Replacements	43	2,767	1.6%	0.7%	0.7%
% of FP17s Relating to Continuations	25	2,767	0.9%	0.8%	0.7%
% of Patients satisfied with the dentistry they have received	31	33	93.9%	94.3%	93.6%
% of Patients satisfied with the time they had to wait for an appointment	31	33	93.9%	88.5%	88.1%

* This is based on patients treated on this contract for their most recent course of treatment. Figures in italics indicate the base number of FP17s or Patient Questionnaire responses are less than 100. N/A is shown where the base number of responses is less than 10 during the period. % is calculated as Quantity/Base number*100

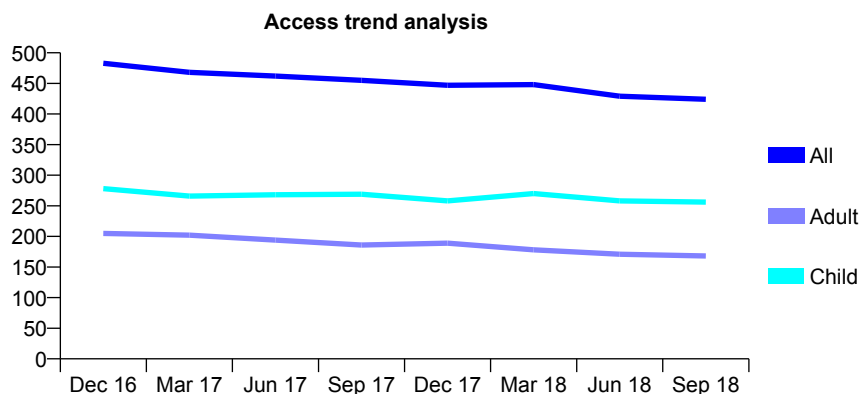
7A1 - Vital Signs At a Glance Contract Report for 641820/0001 - September 2018

Name or company name	MR AP WOOLLEY
Contract type name	GDS Contract
Purpose of contract	General
Contract start date	01/04/2006
Contract end date	

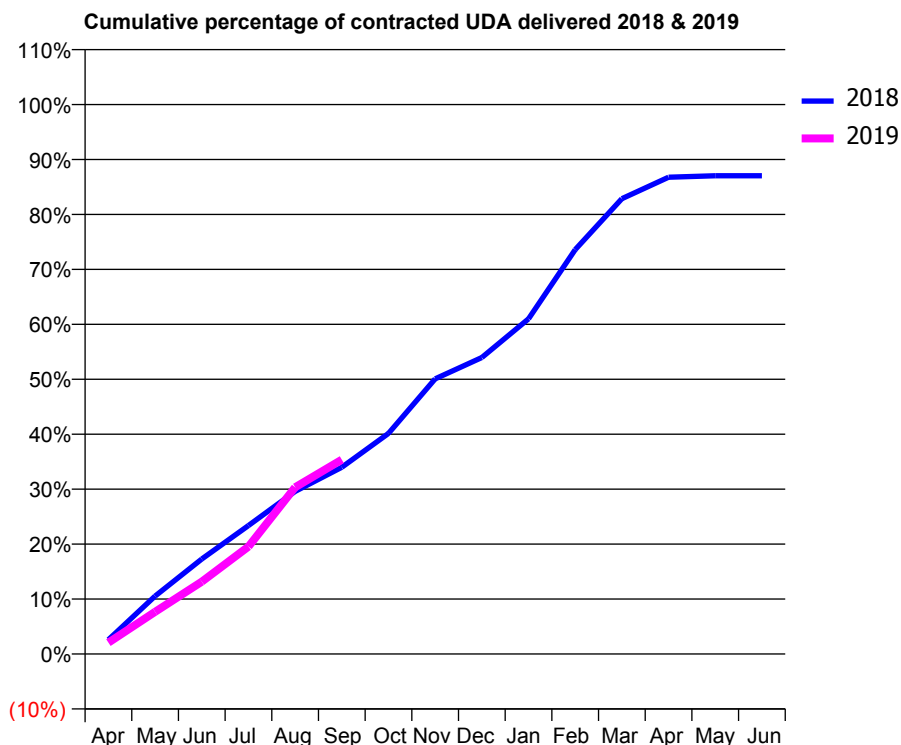
18/19 Contracted general activity (UDA)	1,115
Carry forward general activity (UDA)	0
18/19 Contracted orthodontic activity (UOA)	0
Carry forward orthodontic activity (UOA)	0
Baseline contract value	£27,395.28

ACCESS*

Patients seen in 24 months	Total	Change since previous quarter
Quarter ending September 2017	455	
Quarter ending December 2017	447	↓
Quarter ending March 2018	448	→
Quarter ending June 2018	429	↓
Quarter ending September 2018	424	↓
Variance since September 2017	(6.8%)	↓



ACTIVITY



Month	Adjusted Scheduled Activity (UDA)	
	2018	2019
April	29	23
May	118	86
June	193	147
July	261	218
August	330	338
September	379	394
October	448	
November	558	
December	602	
January	680	
February	821	
March	924	
April	967	
May	970	
June	970	

QUALITY

	Quantity	Base Number	Contract	LHB	Wales
% of FP17s for the same patient ID Re-attending within 3 months - Children	13	185	7.0%	7.7%	10.9%
% of FP17s for the same patient ID Re-attending within 3 months - Adults	6	78	7.7%	13.0%	15.6%
% of FP17s for the same patient ID Re-attending between 3 & 9 months - Children	101	185	54.6%	59.0%	59.4%
% of FP17s for the same patient ID Re-attending between 3 & 9 months - Adults	53	78	67.9%	54.5%	55.5%
% of FP17s for Band 1 Urgent Courses	7	229	3.1%	8.1%	8.9%
% of FP17s Relating to Free Repair or Replacements	0	229	0.0%	0.7%	0.7%
% of FP17s Relating to Continuations	0	229	0.0%	0.8%	0.7%
% of Patients satisfied with the dentistry they have received	0	1	N/A	94.3%	93.6%
% of Patients satisfied with the time they had to wait for an appointment	0	1	N/A	88.5%	88.1%

* This is based on patients treated on this contract for their most recent course of treatment. Figures in italics indicate the base number of FP17s or Patient Questionnaire responses are less than 100. N/A is shown where the base number of responses is less than 10 during the period. % is calculated as Quantity/Base number*100

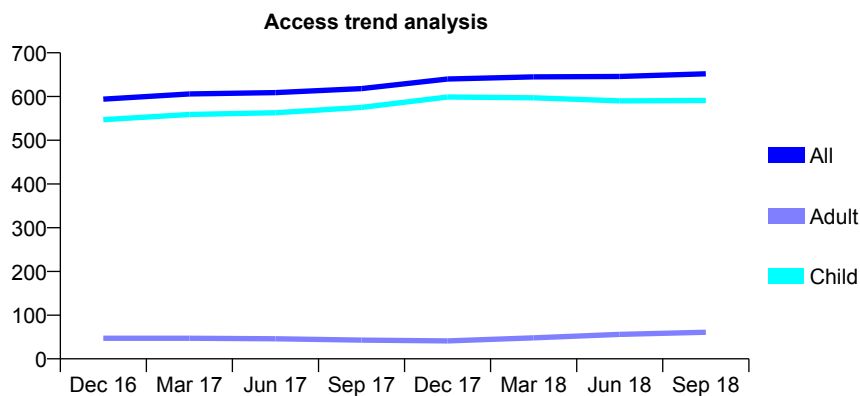
7A1 - Vital Signs At a Glance Contract Report for 678589/0001 - September 2018

Name or company name	MR FQ HEWITT
Contract type name	GDS Contract
Purpose of contract	General
Contract start date	01/04/2009
Contract end date	

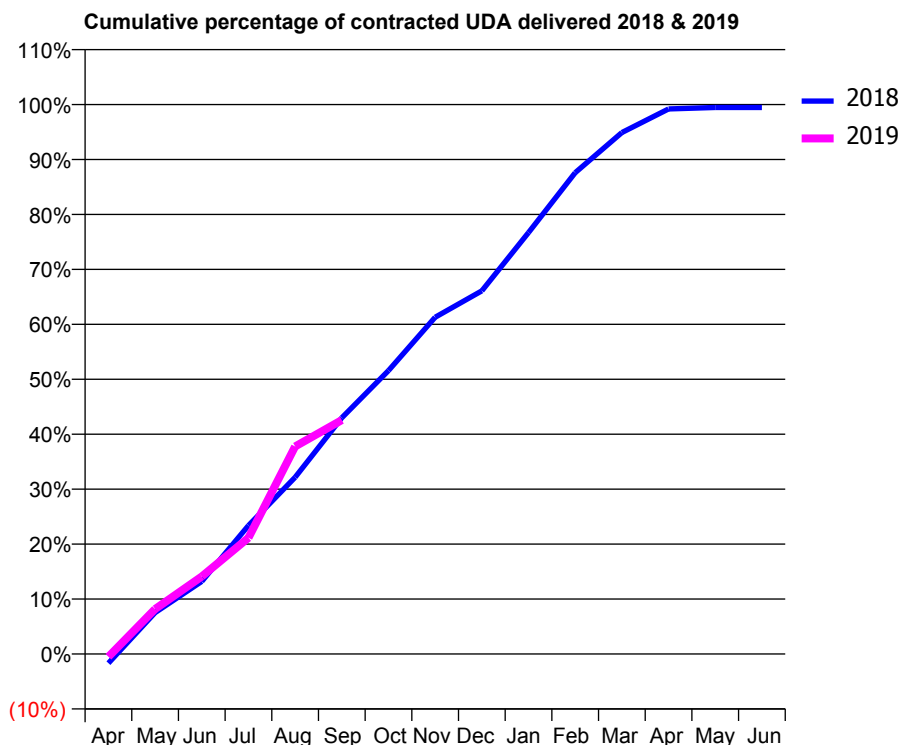
18/19 Contracted general activity (UDA)	1,129
Carry forward general activity (UDA)	6
18/19 Contracted orthodontic activity (UOA)	0
Carry forward orthodontic activity (UOA)	0
Baseline contract value	£27,322.72

ACCESS*

Patients seen in 24 months	Total	Change since previous quarter
Quarter ending September 2017	618	
Quarter ending December 2017	640	↑
Quarter ending March 2018	645	→
Quarter ending June 2018	646	→
Quarter ending September 2018	652	→
Variance since September 2017	5.5%	↑



ACTIVITY



Month	Adjusted Scheduled Activity (UDA)	
	2018	2019
April	-19	-6
May	85	93
June	149	159
July	264	239
August	363	426
September	485	481
October	582	
November	692	
December	746	
January	866	
February	989	
March	1,071	
April	1,120	
May	1,123	
June	1,123	

QUALITY

	Quantity	Base Number	Contract	LHB	Wales
% of FP17s for the same patient ID Re-attending within 3 months - Children	19	390	4.9%	7.7%	10.9%
% of FP17s for the same patient ID Re-attending within 3 months - Adults	2	19	<i>10.5%</i>	13.0%	15.6%
% of FP17s for the same patient ID Re-attending between 3 & 9 months - Children	229	390	58.7%	59.0%	59.4%
% of FP17s for the same patient ID Re-attending between 3 & 9 months - Adults	10	19	52.6%	54.5%	55.5%
% of FP17s for Band 1 Urgent Courses	15	378	4.0%	8.1%	8.9%
% of FP17s Relating to Free Repair or Replacements	0	378	0.0%	0.7%	0.7%
% of FP17s Relating to Continuations	4	378	1.1%	0.8%	0.7%
% of Patients satisfied with the dentistry they have received	0	0	N/A	94.3%	93.6%
% of Patients satisfied with the time they had to wait for an appointment	0	0	N/A	88.5%	88.1%

* This is based on patients treated on this contract for their most recent course of treatment. Figures in italics indicate the base number of FP17s or Patient Questionnaire responses are less than 100. N/A is shown where the base number of responses is less than 10 during the period. % is calculated as Quantity/Base number*100

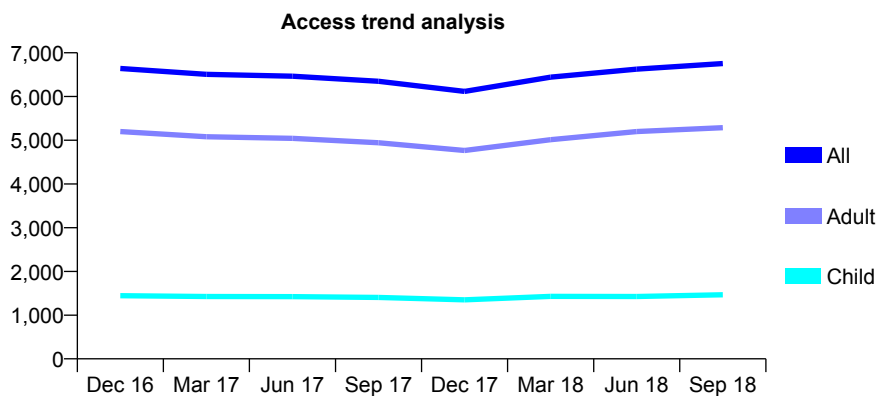
7A1 - Vital Signs At a Glance Contract Report for 682365/0001 - September 2018

Name or company name	MR QM JAFFRI
Contract type name	GDS Contract
Purpose of contract	General
Contract start date	01/04/2006
Contract end date	

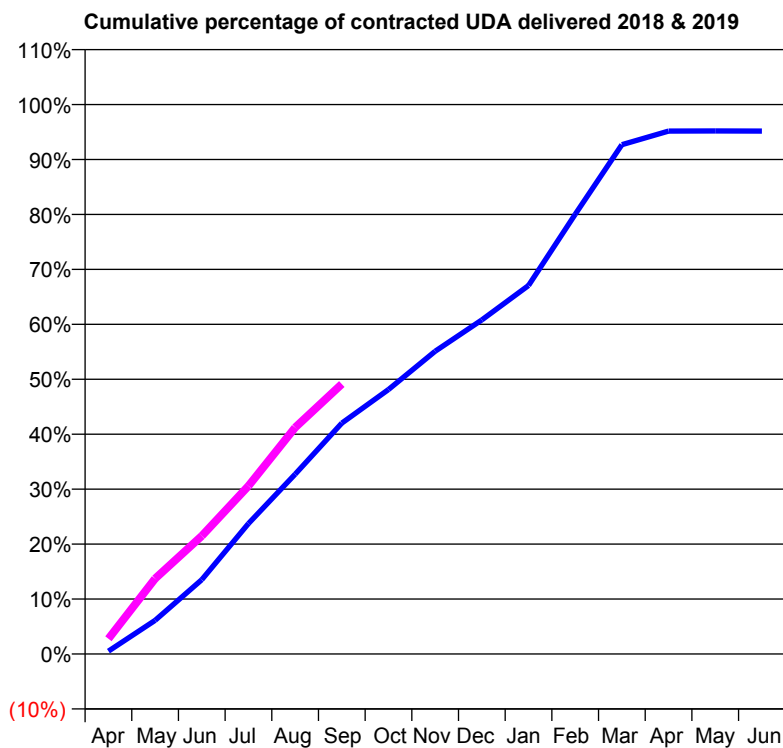
18/19 Contracted general activity (UDA)	19,008
Carry forward general activity (UDA)	919
18/19 Contracted orthodontic activity (UOA)	0
Carry forward orthodontic activity (UOA)	0
Baseline contract value	£456,296.43

ACCESS*

Patients seen in 24 months	Total	Change since previous quarter
Quarter ending September 2017	6,348	
Quarter ending December 2017	6,117	↓
Quarter ending March 2018	6,442	↑
Quarter ending June 2018	6,625	↑
Quarter ending September 2018	6,755	→
Variance since September 2017	6.4%	↑



ACTIVITY



Month	Adjusted Scheduled Activity (UDA)	
	2018	2019
April	98	527
May	1,163	2,610
June	2,570	4,083
July	4,515	5,815
August	6,220	7,833
September	7,986	9,336
October	9,150	
November	10,473	
December	11,556	
January	12,747	
February	15,211	
March	17,617	
April	18,088	
May	18,094	
June	18,089	

QUALITY

	Quantity	Base Number	Contract	LHB	Wales
% of FP17s for the same patient ID Re-attending within 3 months - Children	48	1,031	4.7%	7.7%	10.9%
% of FP17s for the same patient ID Re-attending within 3 months - Adults	478	3,866	12.4%	13.0%	15.6%
% of FP17s for the same patient ID Re-attending between 3 & 9 months - Children	606	1,031	58.8%	59.0%	59.4%
% of FP17s for the same patient ID Re-attending between 3 & 9 months - Adults	2,152	3,866	55.7%	54.5%	55.5%
% of FP17s for Band 1 Urgent Courses	312	4,680	6.7%	8.1%	8.9%
% of FP17s Relating to Free Repair or Replacements	20	4,680	0.4%	0.7%	0.7%
% of FP17s Relating to Continuations	56	4,680	1.2%	0.8%	0.7%
% of Patients satisfied with the dentistry they have received	3	4	N/A	94.3%	93.6%
% of Patients satisfied with the time they had to wait for an appointment	2	4	N/A	88.5%	88.1%

* This is based on patients treated on this contract for their most recent course of treatment. Figures in italics indicate the base number of FP17s or Patient Questionnaire responses are less than 100. N/A is shown where the base number of responses is less than 10 during the period. % is calculated as Quantity/Base number*100

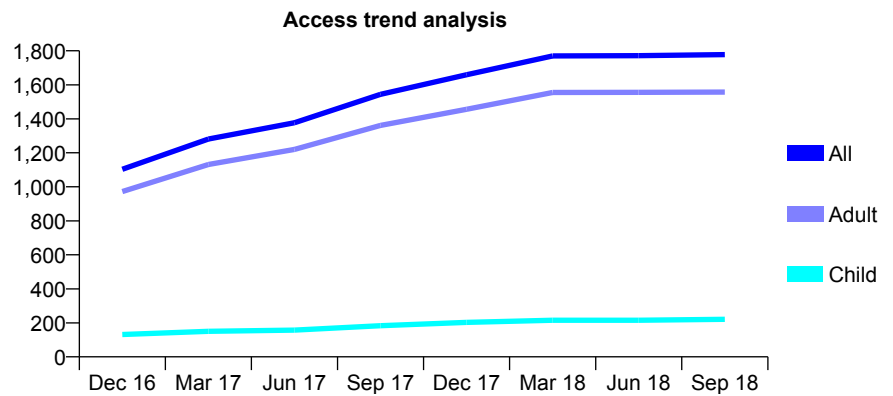
7A1 - Vital Signs At a Glance Contract Report for 682365/0006 - September 2018

Name or company name	MR QM JAFFRI
Contract type name	GDS Contract
Purpose of contract	General
Contract start date	01/01/2010
Contract end date	

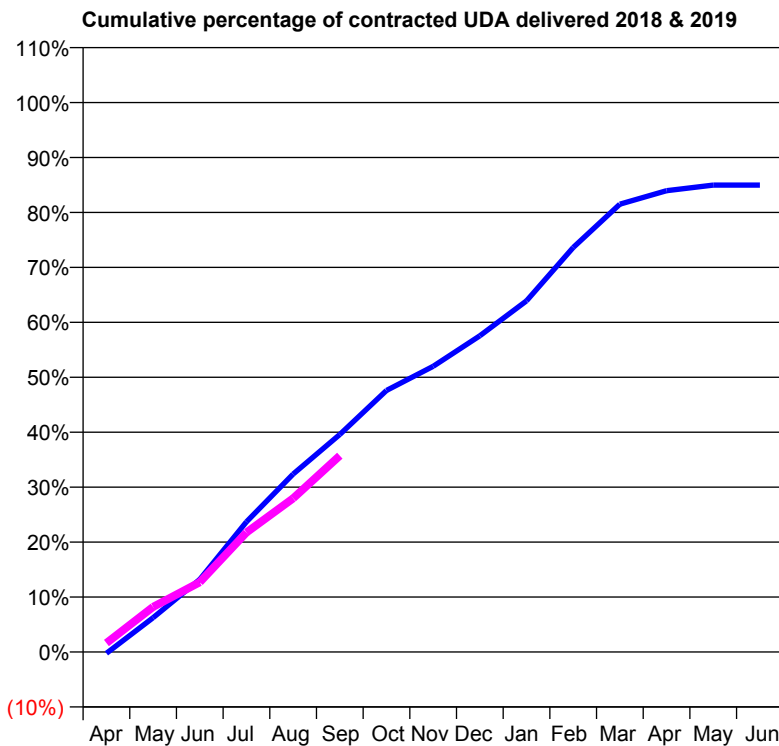
18/19 Contracted general activity (UDA)	7,458
Carry forward general activity (UDA)	0
18/19 Contracted orthodontic activity (UOA)	0
Carry forward orthodontic activity (UOA)	0
Baseline contract value	£187,511.77

ACCESS*

Patients seen in 24 months	Total	Change since previous quarter
Quarter ending September 2017	1,544	
Quarter ending December 2017	1,659	↑
Quarter ending March 2018	1,770	↑
Quarter ending June 2018	1,771	→
Quarter ending September 2018	1,778	→
Variance since September 2017	15.2%	↑



ACTIVITY



Month	Adjusted Scheduled Activity (UDA)	
	2018	2019
April	-22	123
May	557	612
June	1,177	948
July	2,111	1,623
August	2,886	2,086
September	3,526	2,666
October	4,240	
November	4,630	
December	5,126	
January	5,692	
February	6,558	
March	7,261	
April	7,478	
May	7,570	
June	7,569	

QUALITY

	Quantity	Base Number	Contract	LHB	Wales
% of FP17s for the same patient ID Re-attending within 3 months - Children	12	142	8.5%	7.7%	10.9%
% of FP17s for the same patient ID Re-attending within 3 months - Adults	200	1,044	19.2%	13.0%	15.6%
% of FP17s for the same patient ID Re-attending between 3 & 9 months - Children	86	142	60.6%	59.0%	59.4%
% of FP17s for the same patient ID Re-attending between 3 & 9 months - Adults	602	1,044	57.7%	54.5%	55.5%
% of FP17s for Band 1 Urgent Courses	159	1,065	14.9%	8.1%	8.9%
% of FP17s Relating to Free Repair or Replacements	13	1,065	1.2%	0.7%	0.7%
% of FP17s Relating to Continuations	14	1,065	1.3%	0.8%	0.7%
% of Patients satisfied with the dentistry they have received	4	6	N/A	94.3%	93.6%
% of Patients satisfied with the time they had to wait for an appointment	5	6	N/A	88.5%	88.1%

* This is based on patients treated on this contract for their most recent course of treatment. Figures in italics indicate the base number of FP17s or Patient Questionnaire responses are less than 100. N/A is shown where the base number of responses is less than 10 during the period. % is calculated as Quantity/Base number*100

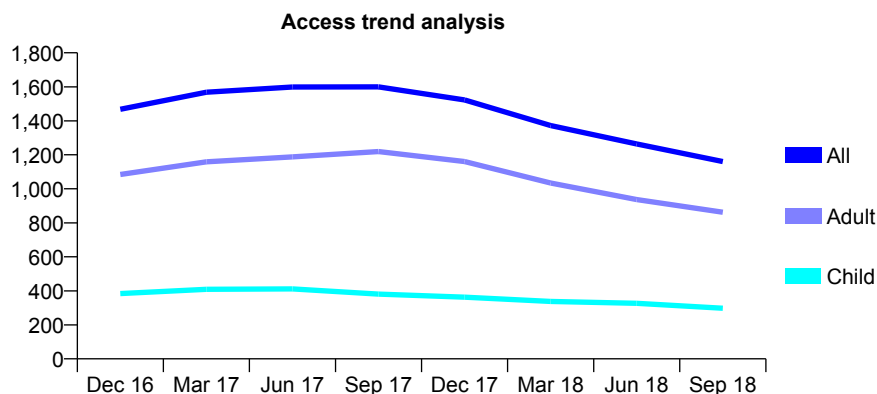
7A1 - Vital Signs At a Glance Contract Report for 682365/0008 - September 2018

Name or company name	MR QM JAFFRI
Contract type name	GDS Contract
Purpose of contract	General
Contract start date	01/07/2010
Contract end date	

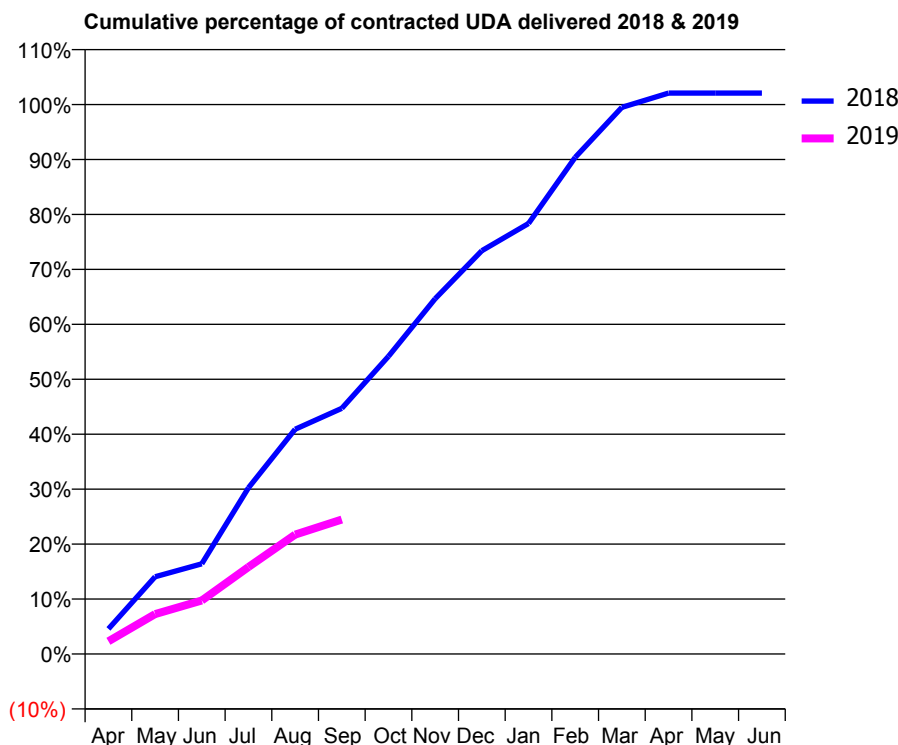
18/19 Contracted general activity (UDA)	6,229
Carry forward general activity (UDA)	-84
18/19 Contracted orthodontic activity (UOA)	0
Carry forward orthodontic activity (UOA)	0
Baseline contract value	£153,108.78

ACCESS*

Patients seen in 24 months	Total	Change since previous quarter
Quarter ending September 2017	1,600	
Quarter ending December 2017	1,523	↓
Quarter ending March 2018	1,372	↓
Quarter ending June 2018	1,264	↓
Quarter ending September 2018	1,160	↓
Variance since September 2017	(27.5%)	↓



ACTIVITY



Month	Adjusted Scheduled Activity (UDA)	
	2018	2019
April	184	145
May	565	453
June	660	607
July	1,217	987
August	1,645	1,354
September	1,798	1,524
October	2,178	
November	2,600	
December	2,952	
January	3,150	
February	3,634	
March	4,000	
April	4,105	
May	4,105	
June	4,105	

QUALITY

	Quantity	Base Number	Contract	LHB	Wales
% of FP17s for the same patient ID Re-attending within 3 months - Children	37	191	19.4%	7.7%	10.9%
% of FP17s for the same patient ID Re-attending within 3 months - Adults	141	540	26.1%	13.0%	15.6%
% of FP17s for the same patient ID Re-attending between 3 & 9 months - Children	118	191	61.8%	59.0%	59.4%
% of FP17s for the same patient ID Re-attending between 3 & 9 months - Adults	297	540	55.0%	54.5%	55.5%
% of FP17s for Band 1 Urgent Courses	42	675	6.2%	8.1%	8.9%
% of FP17s Relating to Free Repair or Replacements	16	675	2.4%	0.7%	0.7%
% of FP17s Relating to Continuations	7	675	1.0%	0.8%	0.7%
% of Patients satisfied with the dentistry they have received	0	0	N/A	94.3%	93.6%
% of Patients satisfied with the time they had to wait for an appointment	0	0	N/A	88.5%	88.1%

* This is based on patients treated on this contract for their most recent course of treatment. Figures in italics indicate the base number of FP17s or Patient Questionnaire responses are less than 100. N/A is shown where the base number of responses is less than 10 during the period. % is calculated as Quantity/Base number*100

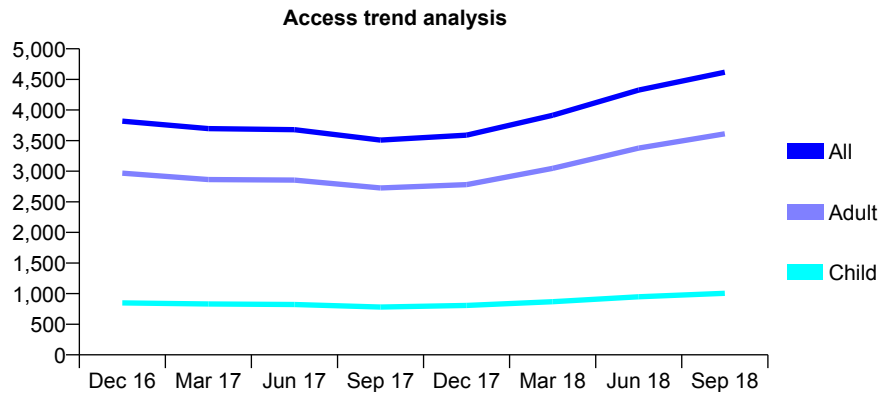
7A1 - Vital Signs At a Glance Contract Report for 682365/0011 - September 2018

Name or company name	MR QM JAFFRI
Contract type name	GDS Contract
Purpose of contract	General
Contract start date	01/10/2014
Contract end date	

18/19 Contracted general activity (UDA)	12,726
Carry forward general activity (UDA)	-309
18/19 Contracted orthodontic activity (UOA)	0
Carry forward orthodontic activity (UOA)	0
Baseline contract value	£302,280.11

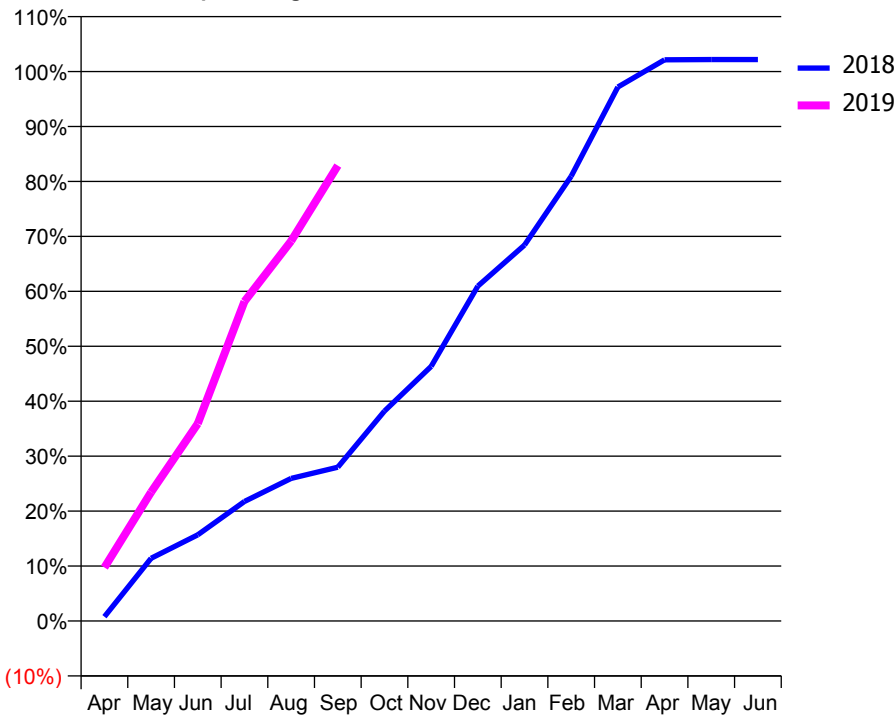
ACCESS*

Patients seen in 24 months	Total	Change since previous quarter
Quarter ending September 2017	3,508	
Quarter ending December 2017	3,589	↑
Quarter ending March 2018	3,915	↑
Quarter ending June 2018	4,326	↑
Quarter ending September 2018	4,617	↑
Variance since September 2017	31.6%	↑



ACTIVITY

Cumulative percentage of contracted UDA delivered 2018 & 2019



Month	Adjusted Scheduled Activity (UDA)	
	2018	2019
April	112	1,240
May	1,627	2,985
June	2,236	4,571
July	3,102	7,401
August	3,699	8,799
September	3,990	10,547
October	5,450	
November	6,608	
December	8,691	
January	9,756	
February	11,541	
March	13,856	
April	14,561	
May	14,569	
June	14,568	

QUALITY

	Quantity	Base Number	Contract	LHB	Wales
% of FP17s for the same patient ID Re-attending within 3 months - Children	51	786	6.5%	7.7%	10.9%
% of FP17s for the same patient ID Re-attending within 3 months - Adults	334	2,897	11.5%	13.0%	15.6%
% of FP17s for the same patient ID Re-attending between 3 & 9 months - Children	442	786	56.2%	59.0%	59.4%
% of FP17s for the same patient ID Re-attending between 3 & 9 months - Adults	1,482	2,897	51.2%	54.5%	55.5%
% of FP17s for Band 1 Urgent Courses	150	3,470	4.3%	8.1%	8.9%
% of FP17s Relating to Free Repair or Replacements	20	3,470	0.6%	0.7%	0.7%
% of FP17s Relating to Continuations	20	3,470	0.6%	0.8%	0.7%
% of Patients satisfied with the dentistry they have received	18	21	85.7%	94.3%	93.6%
% of Patients satisfied with the time they had to wait for an appointment	18	21	85.7%	88.5%	88.1%

* This is based on patients treated on this contract for their most recent course of treatment. Figures in italics indicate the base number of FP17s or Patient Questionnaire responses are less than 100. N/A is shown where the base number of responses is less than 10 during the period. % is calculated as Quantity/Base number*100

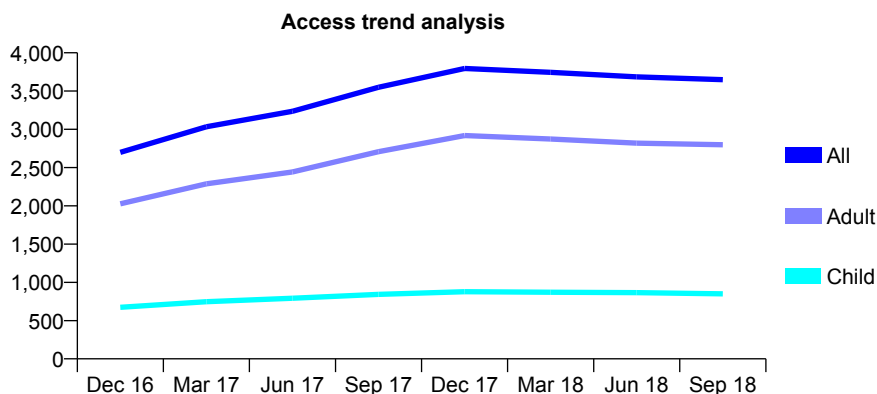
7A1 - Vital Signs At a Glance Contract Report for 682365/0012 - September 2018

Name or company name	MR QM JAFFRI
Contract type name	GDS Contract
Purpose of contract	General
Contract start date	01/10/2014
Contract end date	

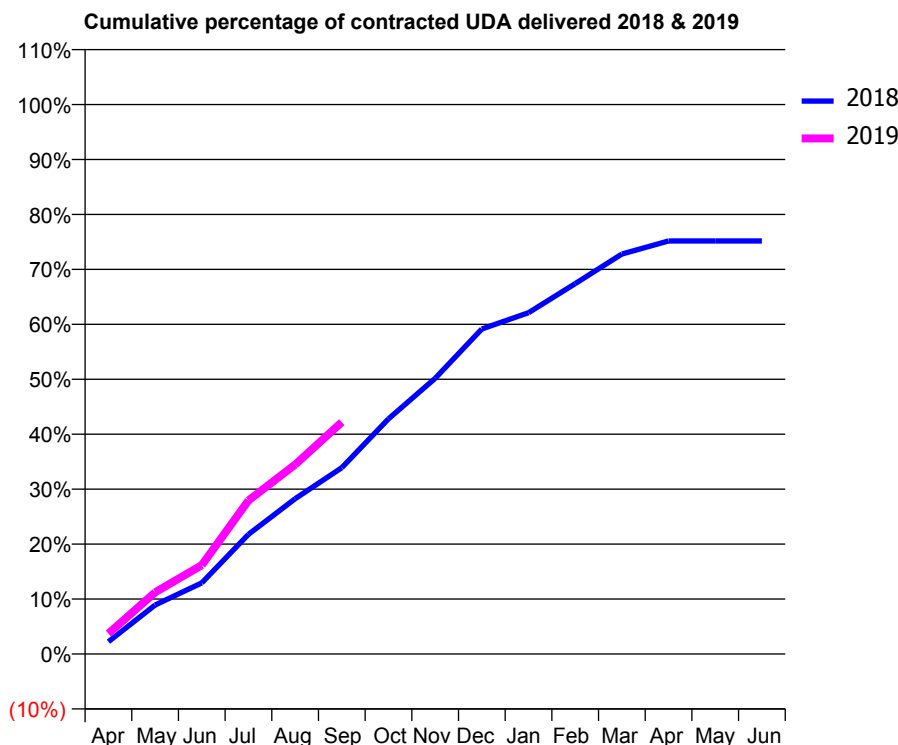
18/19 Contracted general activity (UDA)	10,008
Carry forward general activity (UDA)	0
18/19 Contracted orthodontic activity (UOA)	0
Carry forward orthodontic activity (UOA)	0
Baseline contract value	£238,218.99

ACCESS*

Patients seen in 24 months	Total	Change since previous quarter
Quarter ending September 2017	3,550	
Quarter ending December 2017	3,796	↑
Quarter ending March 2018	3,744	↓
Quarter ending June 2018	3,686	↓
Quarter ending September 2018	3,648	↓
Variance since September 2017	2.8%	↑



ACTIVITY



Month	Adjusted Scheduled Activity (UDA)	
	2018	2019
April	279	374
May	1,112	1,122
June	1,612	1,618
July	2,715	2,798
August	3,519	3,451
September	4,226	4,221
October	5,331	
November	6,251	
December	7,369	
January	7,736	
February	8,396	
March	9,068	
April	9,363	
May	9,365	
June	9,364	

QUALITY

	Quantity	Base Number	Contract	LHB	Wales
% of FP17s for the same patient ID Re-attending within 3 months - Children	10	474	2.1%	7.7%	10.9%
% of FP17s for the same patient ID Re-attending within 3 months - Adults	96	1,508	6.4%	13.0%	15.6%
% of FP17s for the same patient ID Re-attending between 3 & 9 months - Children	205	474	43.2%	59.0%	59.4%
% of FP17s for the same patient ID Re-attending between 3 & 9 months - Adults	762	1,508	50.5%	54.5%	55.5%
% of FP17s for Band 1 Urgent Courses	113	1,828	6.2%	8.1%	8.9%
% of FP17s Relating to Free Repair or Replacements	7	1,828	0.4%	0.7%	0.7%
% of FP17s Relating to Continuations	6	1,828	0.3%	0.8%	0.7%
% of Patients satisfied with the dentistry they have received	4	5	N/A	94.3%	93.6%
% of Patients satisfied with the time they had to wait for an appointment	5	5	N/A	88.5%	88.1%

* This is based on patients treated on this contract for their most recent course of treatment. Figures in italics indicate the base number of FP17s or Patient Questionnaire responses are less than 100. N/A is shown where the base number of responses is less than 10 during the period. % is calculated as Quantity/Base number*100

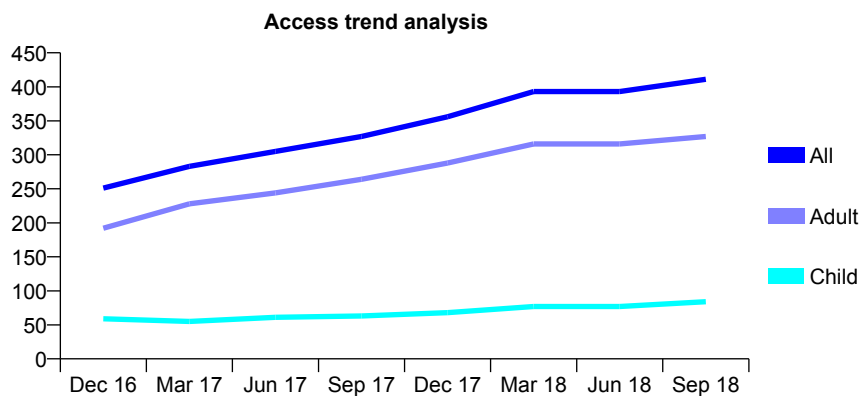
7A1 - Vital Signs At a Glance Contract Report for 732419/0001 - September 2018

Name or company name	MISS AH LANE
Contract type name	GDS Contract
Purpose of contract	General
Contract start date	01/04/2006
Contract end date	

18/19 Contracted general activity (UDA)	2,002
Carry forward general activity (UDA)	-8
18/19 Contracted orthodontic activity (UOA)	0
Carry forward orthodontic activity (UOA)	0
Baseline contract value	£58,451.23

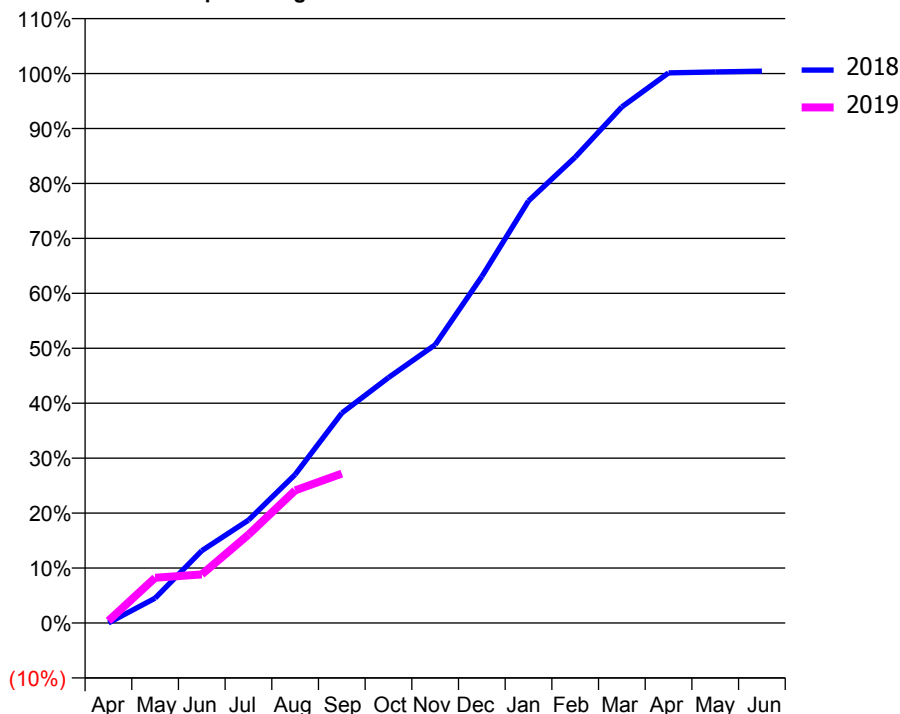
ACCESS*

Patients seen in 24 months	Total	Change since previous quarter
Quarter ending September 2017	327	
Quarter ending December 2017	356	↑
Quarter ending March 2018	393	↑
Quarter ending June 2018	393	→
Quarter ending September 2018	411	↑
Variance since September 2017	25.7%	↑



ACTIVITY

Cumulative percentage of contracted UDA delivered 2018 & 2019



Month	Adjusted Scheduled Activity (UDA)	
	2018	2019
April	0	8
May	85	165
June	247	177
July	351	322
August	507	483
September	717	544
October	838	
November	950	
December	1,183	
January	1,441	
February	1,590	
March	1,762	
April	1,878	
May	1,881	
June	1,884	

QUALITY

	Quantity	Base Number	Contract	LHB	Wales
% of FP17s for the same patient ID Re-attending within 3 months - Children	0	33	0.0%	7.7%	10.9%
% of FP17s for the same patient ID Re-attending within 3 months - Adults	2	147	1.4%	13.0%	15.6%
% of FP17s for the same patient ID Re-attending between 3 & 9 months - Children	4	33	12.1%	59.0%	59.4%
% of FP17s for the same patient ID Re-attending between 3 & 9 months - Adults	57	147	38.8%	54.5%	55.5%
% of FP17s for Band 1 Urgent Courses	1	161	0.6%	8.1%	8.9%
% of FP17s Relating to Free Repair or Replacements	0	161	0.0%	0.7%	0.7%
% of FP17s Relating to Continuations	0	161	0.0%	0.8%	0.7%
% of Patients satisfied with the dentistry they have received	0	0	N/A	94.3%	93.6%
% of Patients satisfied with the time they had to wait for an appointment	0	0	N/A	88.5%	88.1%

* This is based on patients treated on this contract for their most recent course of treatment. Figures in italics indicate the base number of FP17s or Patient Questionnaire responses are less than 100. N/A is shown where the base number of responses is less than 10 during the period. % is calculated as Quantity/Base number*100

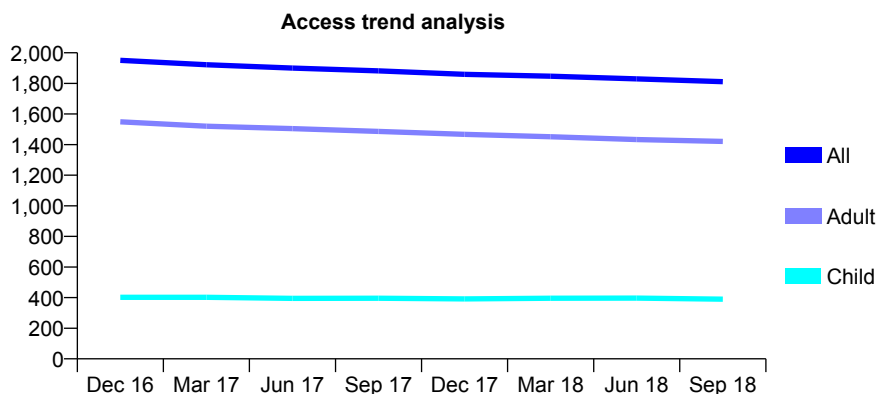
7A1 - Vital Signs At a Glance Contract Report for 782092/0001 - September 2018

Name or company name	MR F FARSAIKIYA
Contract type name	GDS Contract
Purpose of contract	General
Contract start date	01/04/2006
Contract end date	

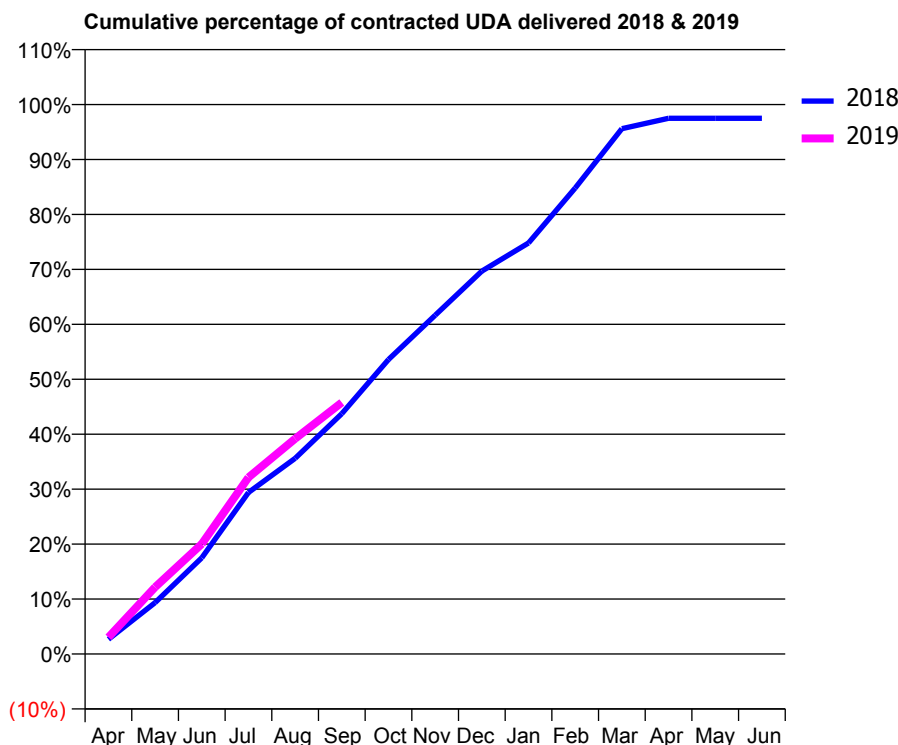
18/19 Contracted general activity (UDA)	6,000
Carry forward general activity (UDA)	0
18/19 Contracted orthodontic activity (UOA)	0
Carry forward orthodontic activity (UOA)	0
Baseline contract value	£143,899.63

ACCESS*

Patients seen in 24 months	Total	Change since previous quarter
Quarter ending September 2017	1,882	
Quarter ending December 2017	1,859	↓
Quarter ending March 2018	1,847	→
Quarter ending June 2018	1,830	→
Quarter ending September 2018	1,811	↓
Variance since September 2017	(3.8%)	↓



ACTIVITY



Month	Adjusted Scheduled Activity (UDA)	
	2018	2019
April	160	183
May	561	731
June	1,051	1,202
July	1,763	1,929
August	2,137	2,351
September	2,624	2,747
October	3,215	
November	3,699	
December	4,181	
January	4,488	
February	5,088	
March	5,735	
April	5,850	
May	5,850	
June	5,850	

QUALITY

	Quantity	Base Number	Contract	LHB	Wales
% of FP17s for the same patient ID Re-attending within 3 months - Children	14	321	4.4%	7.7%	10.9%
% of FP17s for the same patient ID Re-attending within 3 months - Adults	75	1,105	6.8%	13.0%	15.6%
% of FP17s for the same patient ID Re-attending between 3 & 9 months - Children	224	321	69.8%	59.0%	59.4%
% of FP17s for the same patient ID Re-attending between 3 & 9 months - Adults	785	1,105	71.0%	54.5%	55.5%
% of FP17s for Band 1 Urgent Courses	31	1,373	2.3%	8.1%	8.9%
% of FP17s Relating to Free Repair or Replacements	0	1,373	0.0%	0.7%	0.7%
% of FP17s Relating to Continuations	6	1,373	0.4%	0.8%	0.7%
% of Patients satisfied with the dentistry they have received	3	3	N/A	94.3%	93.6%
% of Patients satisfied with the time they had to wait for an appointment	3	3	N/A	88.5%	88.1%

* This is based on patients treated on this contract for their most recent course of treatment. Figures in italics indicate the base number of FP17s or Patient Questionnaire responses are less than 100. N/A is shown where the base number of responses is less than 10 during the period. % is calculated as Quantity/Base number*100

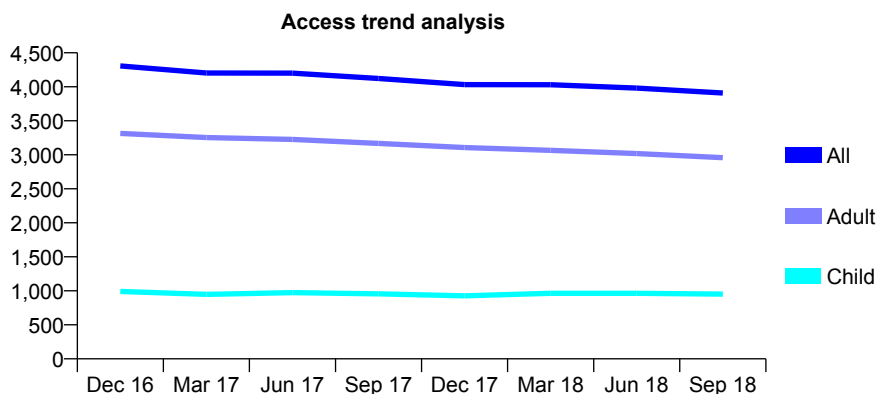
7A1 - Vital Signs At a Glance Contract Report for 788457/0001 - September 2018

Name or company name	Marquess DP Limited
Contract type name	GDS Contract
Purpose of contract	General
Contract start date	02/08/2006
Contract end date	

18/19 Contracted general activity (UDA)	14,664
Carry forward general activity (UDA)	0
18/19 Contracted orthodontic activity (UOA)	0
Carry forward orthodontic activity (UOA)	0
Baseline contract value	£368,765.56

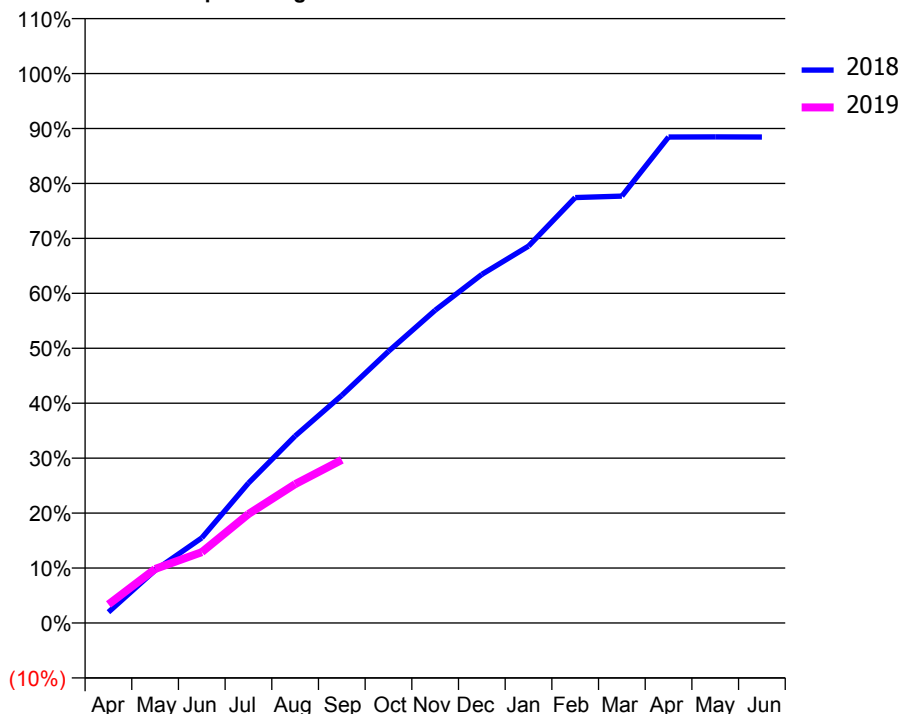
ACCESS*

Patients seen in 24 months	Total	Change since previous quarter
Quarter ending September 2017	4,123	
Quarter ending December 2017	4,032	↓
Quarter ending March 2018	4,030	→
Quarter ending June 2018	3,981	↓
Quarter ending September 2018	3,909	↓
Variance since September 2017	(5.2%)	↓



ACTIVITY

Cumulative percentage of contracted UDA delivered 2018 & 2019



Month	Adjusted Scheduled Activity (UDA)	
	2018	2019
April	252	495
May	1,216	1,442
June	1,962	1,890
July	3,226	2,910
August	4,310	3,706
September	5,248	4,353
October	6,260	
November	7,207	
December	8,034	
January	8,685	
February	9,806	
March	9,840	
April	11,199	
May	11,203	
June	11,200	

QUALITY

	Quantity	Base Number	Contract	LHB	Wales
% of FP17s for the same patient ID Re-attending within 3 months - Children	62	876	7.1%	7.7%	10.9%
% of FP17s for the same patient ID Re-attending within 3 months - Adults	308	2,605	11.8%	13.0%	15.6%
% of FP17s for the same patient ID Re-attending between 3 & 9 months - Children	577	876	65.9%	59.0%	59.4%
% of FP17s for the same patient ID Re-attending between 3 & 9 months - Adults	1,729	2,605	66.4%	54.5%	55.5%
% of FP17s for Band 1 Urgent Courses	157	2,712	5.8%	8.1%	8.9%
% of FP17s Relating to Free Repair or Replacements	12	2,712	0.4%	0.7%	0.7%
% of FP17s Relating to Continuations	6	2,712	0.2%	0.8%	0.7%
% of Patients satisfied with the dentistry they have received	10	11	90.9%	94.3%	93.6%
% of Patients satisfied with the time they had to wait for an appointment	11	11	100.0%	88.5%	88.1%

* This is based on patients treated on this contract for their most recent course of treatment. Figures in italics indicate the base number of FP17s or Patient Questionnaire responses are less than 100. N/A is shown where the base number of responses is less than 10 during the period. % is calculated as Quantity/Base number*100

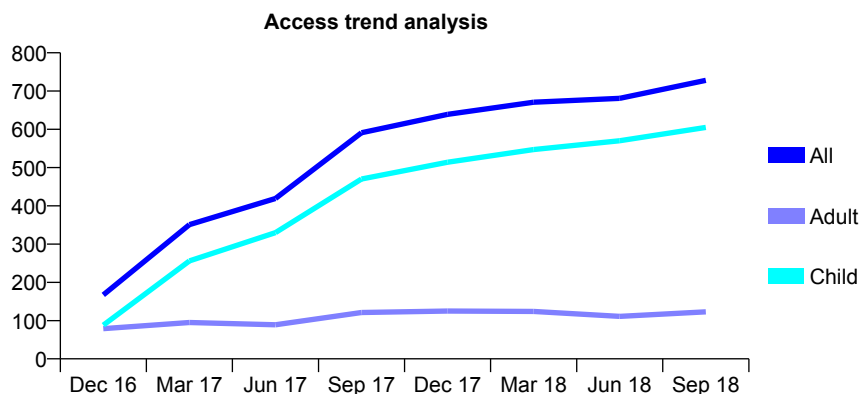
7A1 - Vital Signs At a Glance Contract Report for 808946/0001 - September 2018

Name or company name	N Hughes Jones
Contract type name	GDS Contract
Purpose of contract	General
Contract start date	01/04/2006
Contract end date	

18/19 Contracted general activity (UDA)	1,800
Carry forward general activity (UDA)	0
18/19 Contracted orthodontic activity (UOA)	0
Carry forward orthodontic activity (UOA)	0
Baseline contract value	£44,722.98

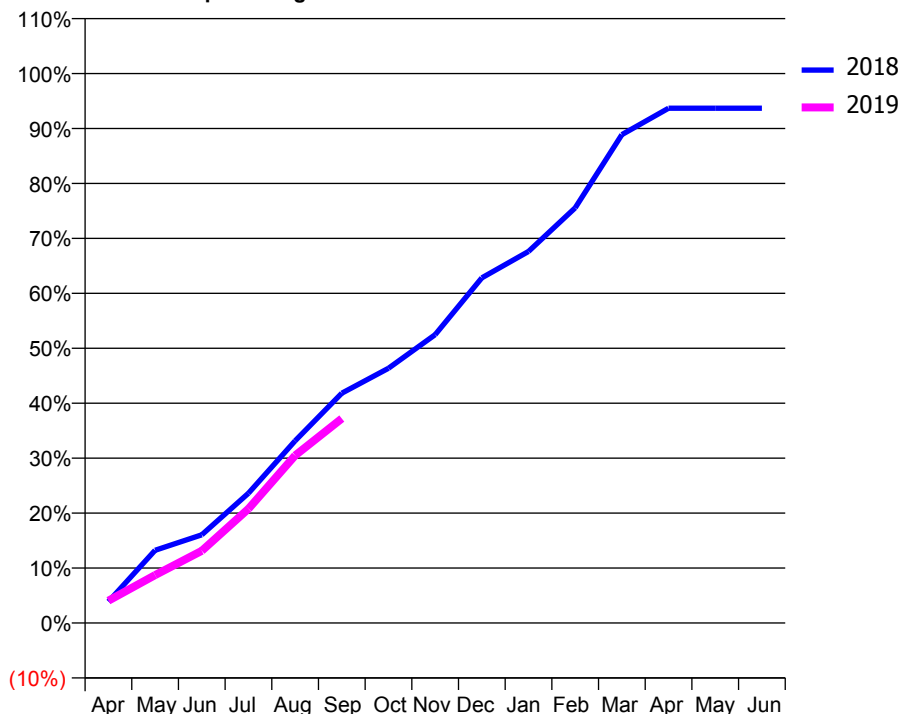
ACCESS*

Patients seen in 24 months	Total	Change since previous quarter
Quarter ending September 2017	591	
Quarter ending December 2017	639	↑
Quarter ending March 2018	671	↑
Quarter ending June 2018	681	→
Quarter ending September 2018	728	↑
Variance since September 2017	23.2%	↑



ACTIVITY

Cumulative percentage of contracted UDA delivered 2018 & 2019



Month	Adjusted Scheduled Activity (UDA)	
	2018	2019
April	70	73
May	238	157
June	289	237
July	425	374
August	597	549
September	753	670
October	834	
November	945	
December	1,131	
January	1,217	
February	1,360	
March	1,600	
April	1,686	
May	1,686	
June	1,686	

QUALITY

	Quantity	Base Number	Contract	LHB	Wales
% of FP17s for the same patient ID Re-attending within 3 months - Children	35	492	7.1%	7.7%	10.9%
% of FP17s for the same patient ID Re-attending within 3 months - Adults	4	62	6.5%	13.0%	15.6%
% of FP17s for the same patient ID Re-attending between 3 & 9 months - Children	303	492	61.6%	59.0%	59.4%
% of FP17s for the same patient ID Re-attending between 3 & 9 months - Adults	41	62	66.1%	54.5%	55.5%
% of FP17s for Band 1 Urgent Courses	10	493	2.0%	8.1%	8.9%
% of FP17s Relating to Free Repair or Replacements	0	493	0.0%	0.7%	0.7%
% of FP17s Relating to Continuations	5	493	1.0%	0.8%	0.7%
% of Patients satisfied with the dentistry they have received	0	0	N/A	94.3%	93.6%
% of Patients satisfied with the time they had to wait for an appointment	0	0	N/A	88.5%	88.1%

* This is based on patients treated on this contract for their most recent course of treatment. Figures in italics indicate the base number of FP17s or Patient Questionnaire responses are less than 100. N/A is shown where the base number of responses is less than 10 during the period. % is calculated as Quantity/Base number*100

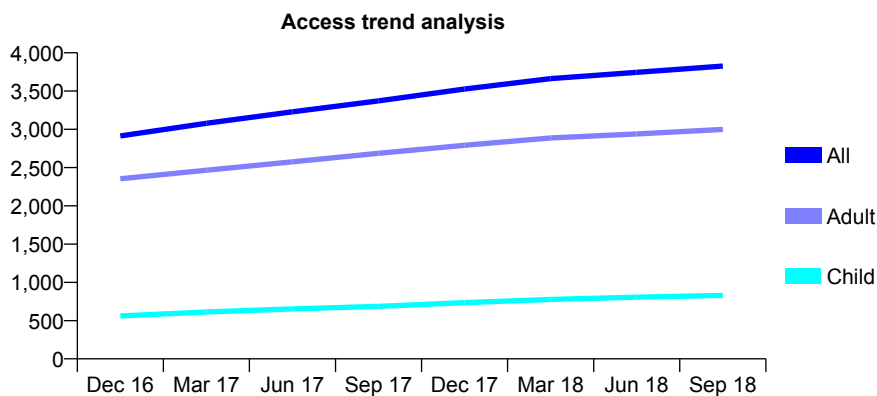
7A1 - Vital Signs At a Glance Contract Report for 813184/0001 - September 2018

Name or company name	Rosehill Dental Practice
Contract type name	GDS Contract
Purpose of contract	General
Contract start date	03/04/2006
Contract end date	

18/19 Contracted general activity (UDA)	12,860
Carry forward general activity (UDA)	0
18/19 Contracted orthodontic activity (UOA)	0
Carry forward orthodontic activity (UOA)	0
Baseline contract value	£322,831.45

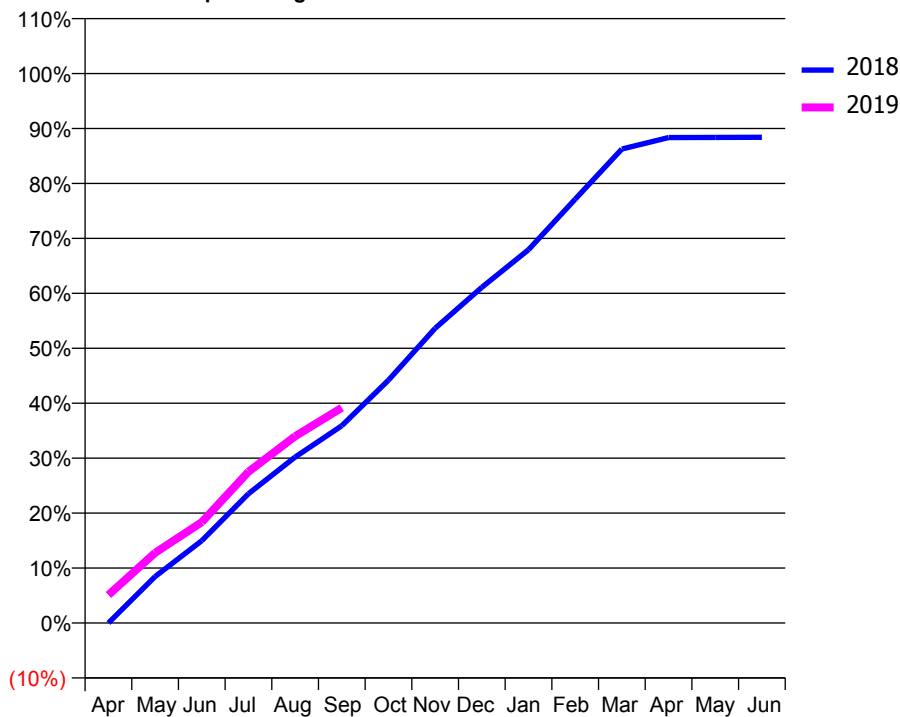
ACCESS*

Patients seen in 24 months	Total	Change since previous quarter
Quarter ending September 2017	3,372	
Quarter ending December 2017	3,526	↑
Quarter ending March 2018	3,663	↑
Quarter ending June 2018	3,745	↑
Quarter ending September 2018	3,827	↑
Variance since September 2017	13.5%	↑



ACTIVITY

Cumulative percentage of contracted UDA delivered 2018 & 2019



Month	Adjusted Scheduled Activity (UDA)	
	2018	2019
April	2	656
May	939	1,642
June	1,664	2,361
July	2,612	3,540
August	3,354	4,371
September	3,986	5,040
October	4,906	
November	5,955	
December	6,782	
January	7,543	
February	8,562	
March	9,574	
April	9,807	
May	9,811	
June	9,812	

QUALITY

	Quantity	Base Number	Contract	LHB	Wales
% of FP17s for the same patient ID Re-attending within 3 months - Children	49	648	7.6%	7.7%	10.9%
% of FP17s for the same patient ID Re-attending within 3 months - Adults	350	2,231	15.7%	13.0%	15.6%
% of FP17s for the same patient ID Re-attending between 3 & 9 months - Children	411	648	63.4%	59.0%	59.4%
% of FP17s for the same patient ID Re-attending between 3 & 9 months - Adults	1,101	2,231	49.4%	54.5%	55.5%
% of FP17s for Band 1 Urgent Courses	124	2,758	4.5%	8.1%	8.9%
% of FP17s Relating to Free Repair or Replacements	41	2,758	1.5%	0.7%	0.7%
% of FP17s Relating to Continuations	48	2,758	1.7%	0.8%	0.7%
% of Patients satisfied with the dentistry they have received	7	8	N/A	94.3%	93.6%
% of Patients satisfied with the time they had to wait for an appointment	8	8	N/A	88.5%	88.1%

* This is based on patients treated on this contract for their most recent course of treatment. Figures in italics indicate the base number of FP17s or Patient Questionnaire responses are less than 100. N/A is shown where the base number of responses is less than 10 during the period. % is calculated as Quantity/Base number*100

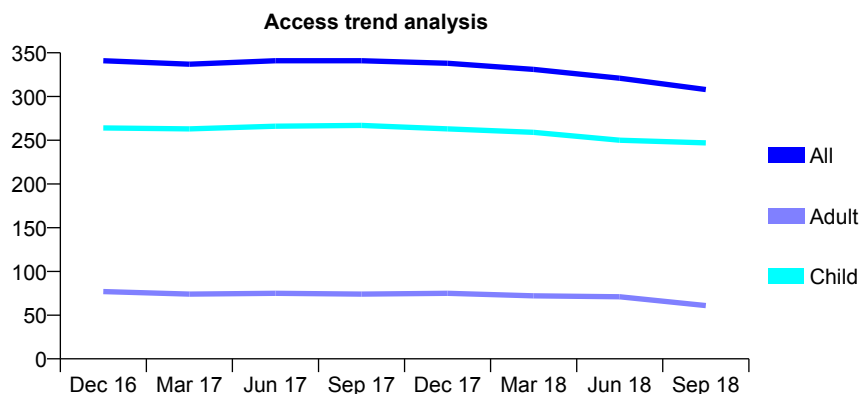
7A1 - Vital Signs At a Glance Contract Report for 826677/0001 - September 2018

Name or company name	MR SJ LANGSTON
Contract type name	GDS Contract
Purpose of contract	General and Orthodontic
Contract start date	01/04/2006
Contract end date	

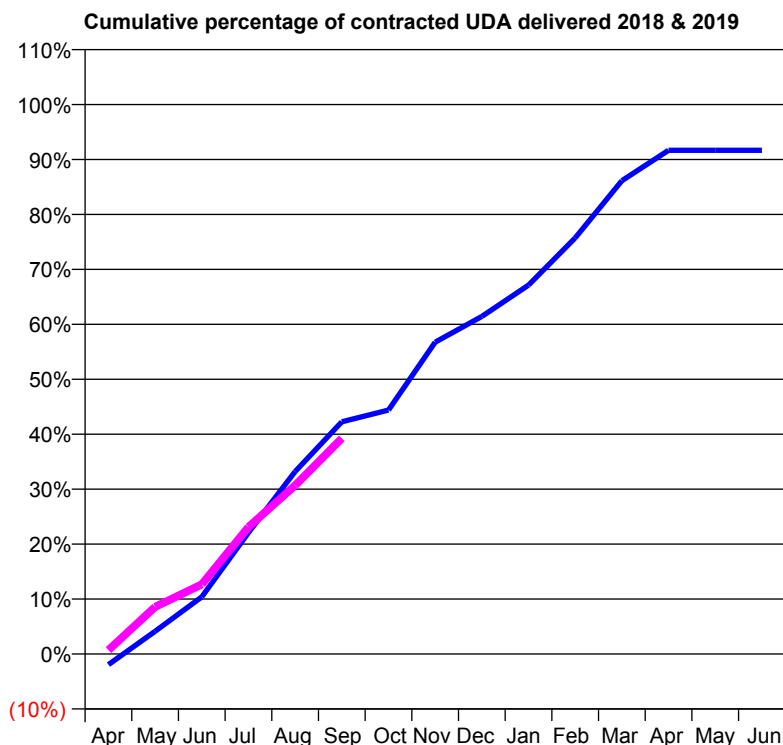
18/19 Contracted general activity (UDA)	560
Carry forward general activity (UDA)	0
18/19 Contracted orthodontic activity (UOA)	300
Carry forward orthodontic activity (UOA)	0
Baseline contract value	£33,467.23

ACCESS*

Patients seen in 24 months	Total	Change since previous quarter
Quarter ending September 2017	341	
Quarter ending December 2017	338	→
Quarter ending March 2018	331	↓
Quarter ending June 2018	321	↓
Quarter ending September 2018	308	↓
Variance since September 2017	(9.7%)	↓



ACTIVITY



Month	Adjusted Scheduled Activity (UDA)	
	2018	2019
April	-11	4
May	23	48
June	58	71
July	124	129
August	186	172
September	237	220
October	249	
November	318	
December	344	
January	376	
February	424	
March	482	
April	513	
May	513	
June	513	

QUALITY

	Quantity	Base Number	Contract	LHB	Wales
% of FP17s for the same patient ID Re-attending within 3 months - Children	9	208	4.3%	7.7%	10.9%
% of FP17s for the same patient ID Re-attending within 3 months - Adults	0	20	0.0%	13.0%	15.6%
% of FP17s for the same patient ID Re-attending between 3 & 9 months - Children	101	208	48.6%	59.0%	59.4%
% of FP17s for the same patient ID Re-attending between 3 & 9 months - Adults	6	20	30.0%	54.5%	55.5%
% of FP17s for Band 1 Urgent Courses	9	180	5.0%	8.1%	8.9%
% of FP17s Relating to Free Repair or Replacements	0	180	0.0%	0.7%	0.7%
% of FP17s Relating to Continuations	0	180	0.0%	0.8%	0.7%
% of Patients satisfied with the dentistry they have received	2	2	N/A	94.3%	93.6%
% of Patients satisfied with the time they had to wait for an appointment	2	2	N/A	88.5%	88.1%

* This is based on patients treated on this contract for their most recent course of treatment. Figures in italics indicate the base number of FP17s or Patient Questionnaire responses are less than 100. N/A is shown where the base number of responses is less than 10 during the period. % is calculated as Quantity/Base number*100

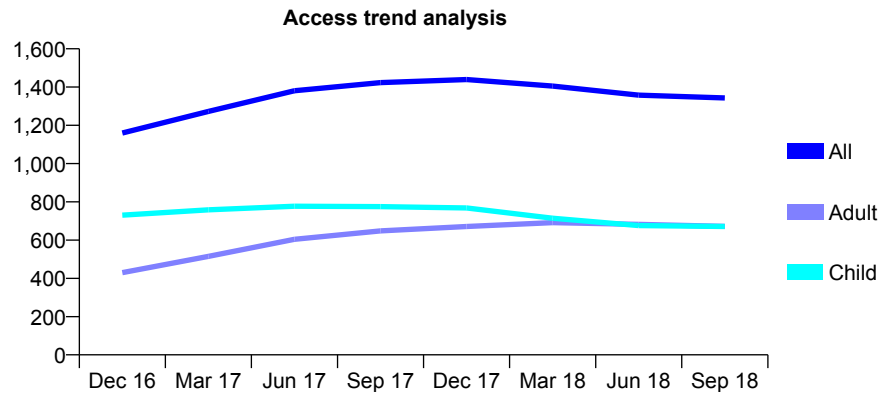
7A1 - Vital Signs At a Glance Contract Report for 833312/0001 - September 2018

Name or company name	MR SJ KEEN
Contract type name	GDS Contract
Purpose of contract	General and Orthodontic
Contract start date	01/04/2006
Contract end date	

18/19 Contracted general activity (UDA)	3,008
Carry forward general activity (UDA)	0
18/19 Contracted orthodontic activity (UOA)	365
Carry forward orthodontic activity (UOA)	0
Baseline contract value	£101,753.39

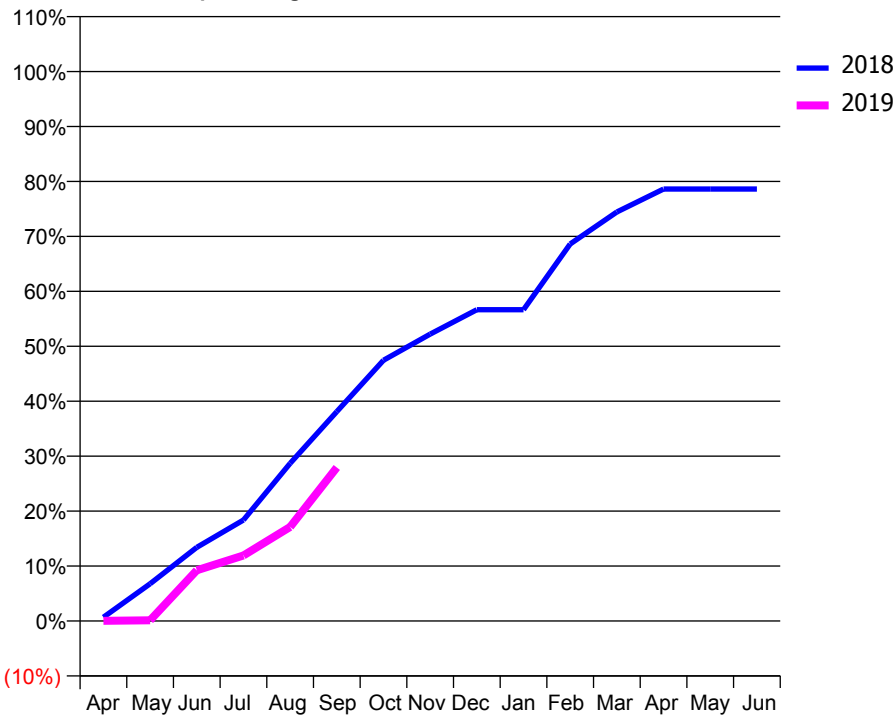
ACCESS*

Patients seen in 24 months	Total	Change since previous quarter
Quarter ending September 2017	1,423	
Quarter ending December 2017	1,439	→
Quarter ending March 2018	1,405	↓
Quarter ending June 2018	1,358	↓
Quarter ending September 2018	1,343	↓
Variance since September 2017	(5.6%)	↓



ACTIVITY

Cumulative percentage of contracted UDA delivered 2018 & 2019



Month	Adjusted Scheduled Activity (UDA)	
	2018	2019
April	21	1
May	204	4
June	403	278
July	553	359
August	863	515
September	1,146	840
October	1,427	
November	1,571	
December	1,704	
January	1,704	
February	2,064	
March	2,239	
April	2,365	
May	2,365	
June	2,365	

QUALITY

	Quantity	Base Number	Contract	LHB	Wales
% of FP17s for the same patient ID Re-attending within 3 months - Children	15	422	3.6%	7.7%	10.9%
% of FP17s for the same patient ID Re-attending within 3 months - Adults	7	228	3.1%	13.0%	15.6%
% of FP17s for the same patient ID Re-attending between 3 & 9 months - Children	164	422	38.9%	59.0%	59.4%
% of FP17s for the same patient ID Re-attending between 3 & 9 months - Adults	82	228	36.0%	54.5%	55.5%
% of FP17s for Band 1 Urgent Courses	27	558	4.8%	8.1%	8.9%
% of FP17s Relating to Free Repair or Replacements	1	558	0.2%	0.7%	0.7%
% of FP17s Relating to Continuations	4	558	0.7%	0.8%	0.7%
% of Patients satisfied with the dentistry they have received	2	2	N/A	94.3%	93.6%
% of Patients satisfied with the time they had to wait for an appointment	2	2	N/A	88.5%	88.1%

* This is based on patients treated on this contract for their most recent course of treatment. Figures in italics indicate the base number of FP17s or Patient Questionnaire responses are less than 100. N/A is shown where the base number of responses is less than 10 during the period. % is calculated as Quantity/Base number*100

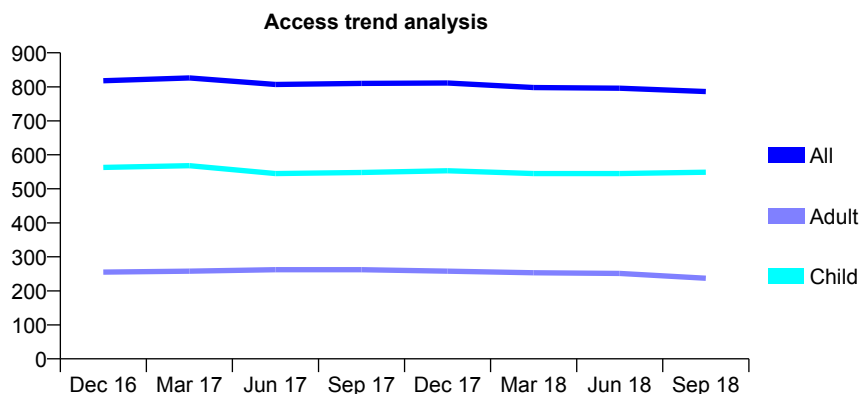
7A1 - Vital Signs At a Glance Contract Report for 905143/0001 - September 2018

Name or company name	Herd & Jones
Contract type name	GDS Contract
Purpose of contract	General
Contract start date	01/04/2006
Contract end date	

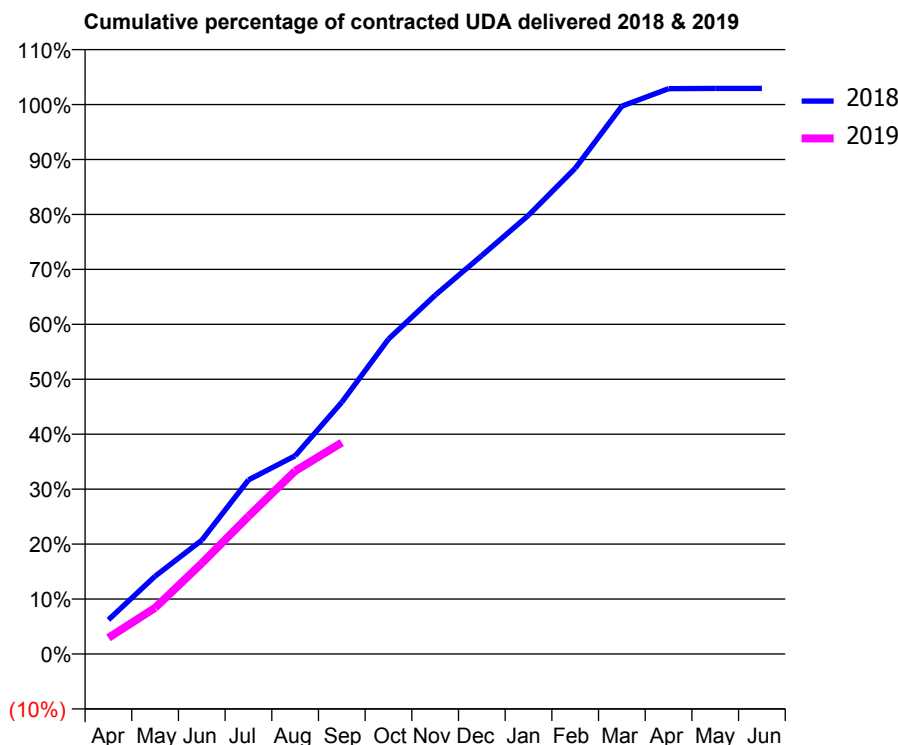
18/19 Contracted general activity (UDA)	2,000
Carry forward general activity (UDA)	0
18/19 Contracted orthodontic activity (UOA)	0
Carry forward orthodontic activity (UOA)	0
Baseline contract value	£60,628.86

ACCESS*

Patients seen in 24 months	Total	Change since previous quarter
Quarter ending September 2017	810	
Quarter ending December 2017	811	→
Quarter ending March 2018	798	↓
Quarter ending June 2018	796	→
Quarter ending September 2018	786	↓
Variance since September 2017	(3.0%)	↓



ACTIVITY



Month	Adjusted Scheduled Activity (UDA)	
	2018	2019
April	124	59
May	283	168
June	414	330
July	634	501
August	721	666
September	916	770
October	1,146	
November	1,306	
December	1,450	
January	1,597	
February	1,768	
March	1,994	
April	2,058	
May	2,059	
June	2,059	

QUALITY

	Quantity	Base Number	Contract	LHB	Wales
% of FP17s for the same patient ID Re-attending within 3 months - Children	14	376	3.7%	7.7%	10.9%
% of FP17s for the same patient ID Re-attending within 3 months - Adults	13	110	11.8%	13.0%	15.6%
% of FP17s for the same patient ID Re-attending between 3 & 9 months - Children	225	376	59.8%	59.0%	59.4%
% of FP17s for the same patient ID Re-attending between 3 & 9 months - Adults	63	110	57.3%	54.5%	55.5%
% of FP17s for Band 1 Urgent Courses	18	444	4.1%	8.1%	8.9%
% of FP17s Relating to Free Repair or Replacements	0	444	0.0%	0.7%	0.7%
% of FP17s Relating to Continuations	0	444	0.0%	0.8%	0.7%
% of Patients satisfied with the dentistry they have received	0	0	N/A	94.3%	93.6%
% of Patients satisfied with the time they had to wait for an appointment	0	0	N/A	88.5%	88.1%

* This is based on patients treated on this contract for their most recent course of treatment. Figures in italics indicate the base number of FP17s or Patient Questionnaire responses are less than 100. N/A is shown where the base number of responses is less than 10 during the period. % is calculated as Quantity/Base number*100

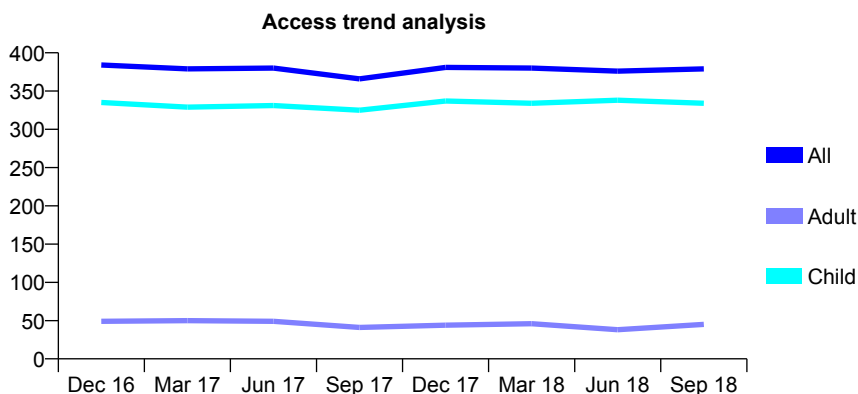
7A1 - Vital Signs At a Glance Contract Report for 923281/0001 - September 2018

Name or company name	MR CJ LOTTER
Contract type name	GDS Contract
Purpose of contract	General
Contract start date	01/04/2006
Contract end date	

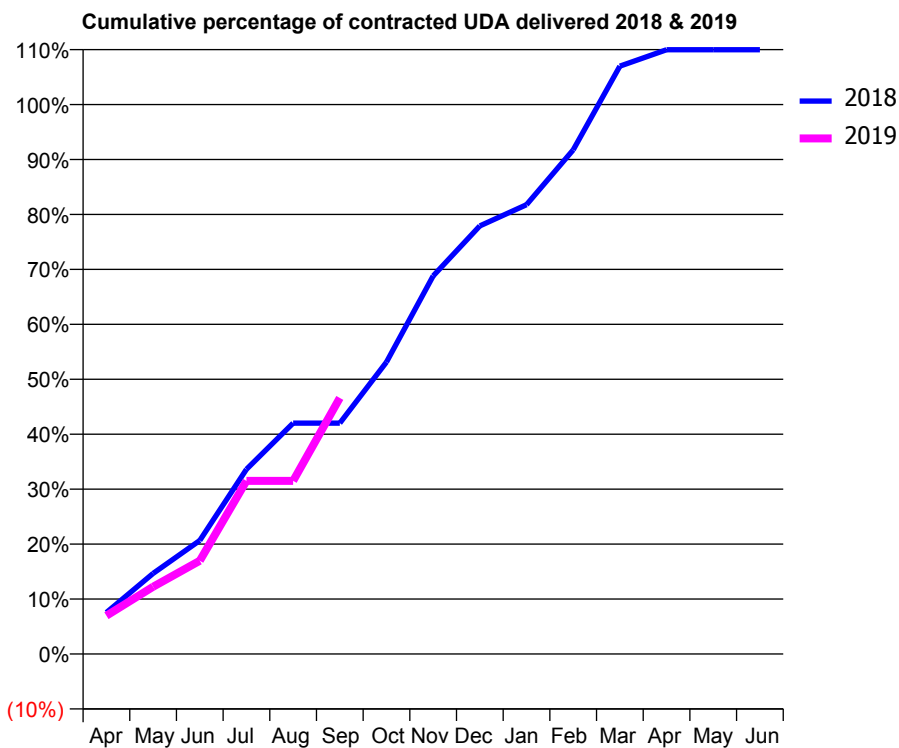
18/19 Contracted general activity (UDA)	702
Carry forward general activity (UDA)	0
18/19 Contracted orthodontic activity (UOA)	0
Carry forward orthodontic activity (UOA)	0
Baseline contract value	£18,708.97

ACCESS*

Patients seen in 24 months	Total	Change since previous quarter
Quarter ending September 2017	366	
Quarter ending December 2017	381	↑
Quarter ending March 2018	380	→
Quarter ending June 2018	376	↓
Quarter ending September 2018	379	→
Variance since September 2017	3.6%	↑



ACTIVITY



Month	Adjusted Scheduled Activity (UDA)	
	2018	2019
April	53	49
May	103	86
June	145	119
July	236	221
August	295	221
September	295	327
October	373	
November	483	
December	547	
January	574	
February	644	
March	751	
April	772	
May	772	
June	772	

QUALITY

	Quantity	Base Number	Contract	LHB	Wales
% of FP17s for the same patient ID Re-attending within 3 months - Children	11	257	4.3%	7.7%	10.9%
% of FP17s for the same patient ID Re-attending within 3 months - Adults	0	4	0.0%	13.0%	15.6%
% of FP17s for the same patient ID Re-attending between 3 & 9 months - Children	157	257	61.1%	59.0%	59.4%
% of FP17s for the same patient ID Re-attending between 3 & 9 months - Adults	3	4	75.0%	54.5%	55.5%
% of FP17s for Band 1 Urgent Courses	1	242	0.4%	8.1%	8.9%
% of FP17s Relating to Free Repair or Replacements	0	242	0.0%	0.7%	0.7%
% of FP17s Relating to Continuations	1	242	0.4%	0.8%	0.7%
% of Patients satisfied with the dentistry they have received	2	2	N/A	94.3%	93.6%
% of Patients satisfied with the time they had to wait for an appointment	1	2	N/A	88.5%	88.1%

* This is based on patients treated on this contract for their most recent course of treatment. Figures in italics indicate the base number of FP17s or Patient Questionnaire responses are less than 100. N/A is shown where the base number of responses is less than 10 during the period. % is calculated as Quantity/Base number*100

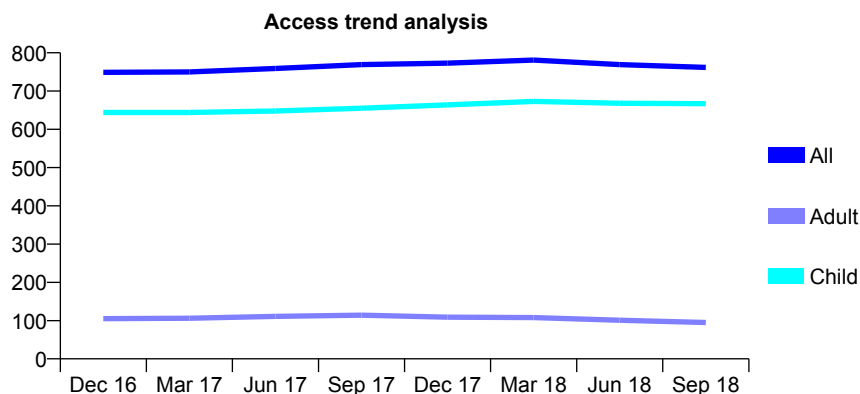
7A1 - Vital Signs At a Glance Contract Report for 933481/0001 - September 2018

Name or company name	MR SE LOF
Contract type name	GDS Contract
Purpose of contract	General
Contract start date	01/04/2006
Contract end date	

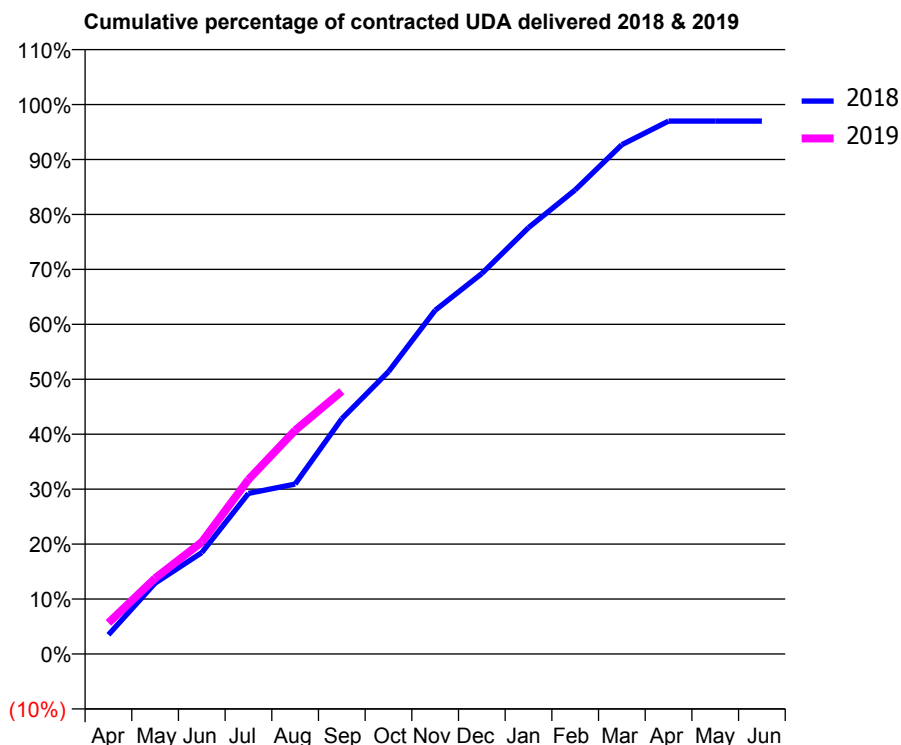
18/19 Contracted general activity (UDA)	1,500
Carry forward general activity (UDA)	0
18/19 Contracted orthodontic activity (UOA)	0
Carry forward orthodontic activity (UOA)	0
Baseline contract value	£37,720.46

ACCESS*

Patients seen in 24 months	Total	Change since previous quarter
Quarter ending September 2017	769	
Quarter ending December 2017	773	→
Quarter ending March 2018	781	→
Quarter ending June 2018	769	↓
Quarter ending September 2018	762	→
Variance since September 2017	(0.9%)	→



ACTIVITY



Month	Adjusted Scheduled Activity (UDA)	
	2018	2019
April	53	85
May	193	207
June	277	305
July	439	476
August	464	611
September	642	717
October	771	
November	938	
December	1,039	
January	1,164	
February	1,267	
March	1,390	
April	1,455	
May	1,455	
June	1,455	

QUALITY

	Quantity	Base Number	Contract	LHB	Wales
% of FP17s for the same patient ID Re-attending within 3 months - Children	43	587	7.3%	7.7%	10.9%
% of FP17s for the same patient ID Re-attending within 3 months - Adults	0	0	N/A	13.0%	15.6%
% of FP17s for the same patient ID Re-attending between 3 & 9 months - Children	386	587	65.8%	59.0%	59.4%
% of FP17s for the same patient ID Re-attending between 3 & 9 months - Adults	0	0	N/A	54.5%	55.5%
% of FP17s for Band 1 Urgent Courses	16	537	3.0%	8.1%	8.9%
% of FP17s Relating to Free Repair or Replacements	0	537	0.0%	0.7%	0.7%
% of FP17s Relating to Continuations	0	537	0.0%	0.8%	0.7%
% of Patients satisfied with the dentistry they have received	2	2	N/A	94.3%	93.6%
% of Patients satisfied with the time they had to wait for an appointment	2	2	N/A	88.5%	88.1%

* This is based on patients treated on this contract for their most recent course of treatment. Figures in italics indicate the base number of FP17s or Patient Questionnaire responses are less than 100. N/A is shown where the base number of responses is less than 10 during the period. % is calculated as Quantity/Base number*100

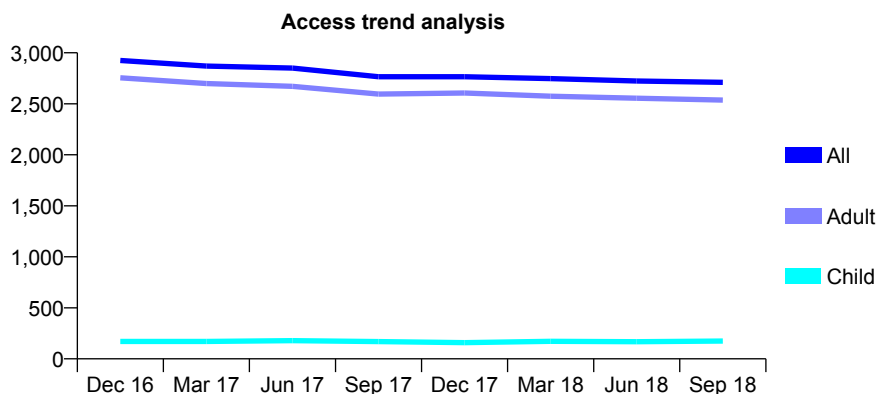
7A1 - Vital Signs At a Glance Contract Report for 978957/0001 - September 2018

Name or company name	MRS YL HOPKINS
Contract type name	GDS Contract
Purpose of contract	General
Contract start date	01/02/2009
Contract end date	

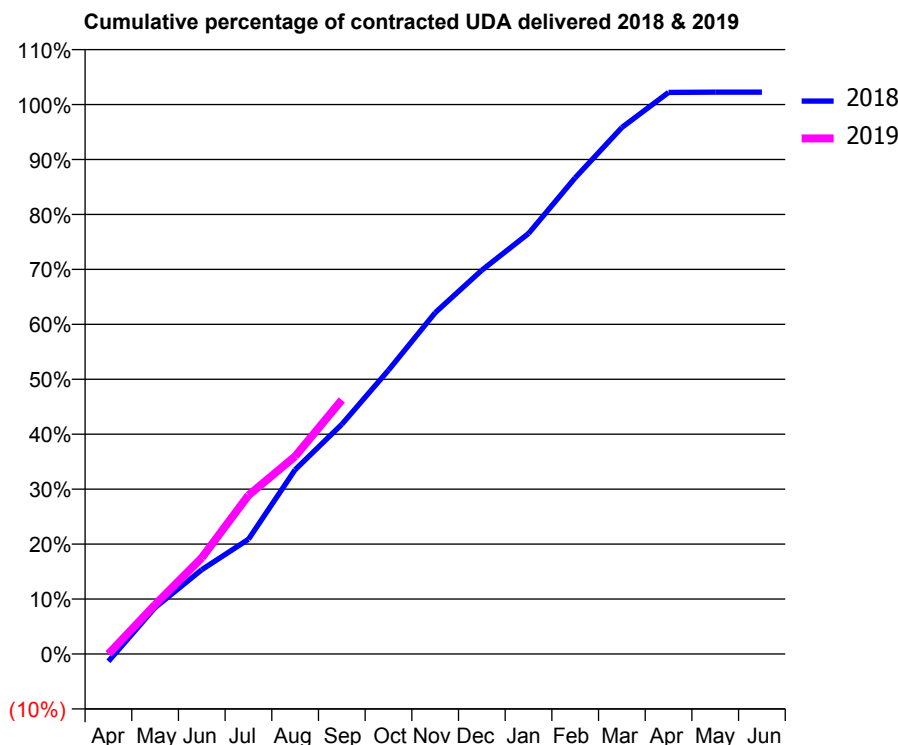
18/19 Contracted general activity (UDA)	6,158
Carry forward general activity (UDA)	0
18/19 Contracted orthodontic activity (UOA)	0
Carry forward orthodontic activity (UOA)	0
Baseline contract value	£204,795.54

ACCESS*

Patients seen in 24 months	Total	Change since previous quarter
Quarter ending September 2017	2,765	
Quarter ending December 2017	2,765	→
Quarter ending March 2018	2,747	→
Quarter ending June 2018	2,723	→
Quarter ending September 2018	2,711	→
Variance since September 2017	(2.0%)	↓



ACTIVITY



Month	Adjusted Scheduled Activity (UDA)	
	2018	2019
April	-83	0
May	521	554
June	945	1,078
July	1,285	1,779
August	2,066	2,216
September	2,573	2,848
October	3,180	
November	3,824	
December	4,302	
January	4,713	
February	5,336	
March	5,900	
April	6,294	
May	6,297	
June	6,297	

QUALITY

	Quantity	Base Number	Contract	LHB	Wales
% of FP17s for the same patient ID Re-attending within 3 months - Children	0	87	0.0%	7.7%	10.9%
% of FP17s for the same patient ID Re-attending within 3 months - Adults	143	1,527	9.4%	13.0%	15.6%
% of FP17s for the same patient ID Re-attending between 3 & 9 months - Children	20	87	23.0%	59.0%	59.4%
% of FP17s for the same patient ID Re-attending between 3 & 9 months - Adults	405	1,527	26.5%	54.5%	55.5%
% of FP17s for Band 1 Urgent Courses	207	1,400	14.8%	8.1%	8.9%
% of FP17s Relating to Free Repair or Replacements	8	1,400	0.6%	0.7%	0.7%
% of FP17s Relating to Continuations	4	1,400	0.3%	0.8%	0.7%
% of Patients satisfied with the dentistry they have received	4	4	N/A	94.3%	93.6%
% of Patients satisfied with the time they had to wait for an appointment	3	4	N/A	88.5%	88.1%

* This is based on patients treated on this contract for their most recent course of treatment. Figures in italics indicate the base number of FP17s or Patient Questionnaire responses are less than 100. N/A is shown where the base number of responses is less than 10 during the period. % is calculated as Quantity/Base number*100

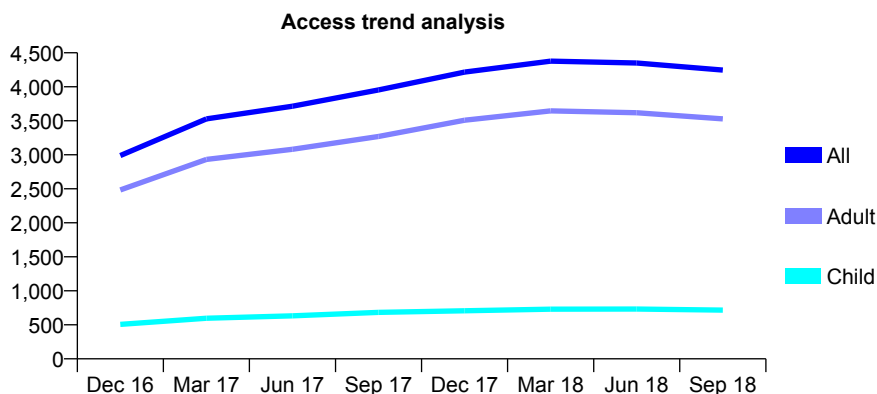
7A1 - Vital Signs At a Glance Contract Report for 995711/0001 - September 2018

Name or company name	MR JM FERNANDO
Contract type name	GDS Contract
Purpose of contract	General
Contract start date	01/02/2016
Contract end date	

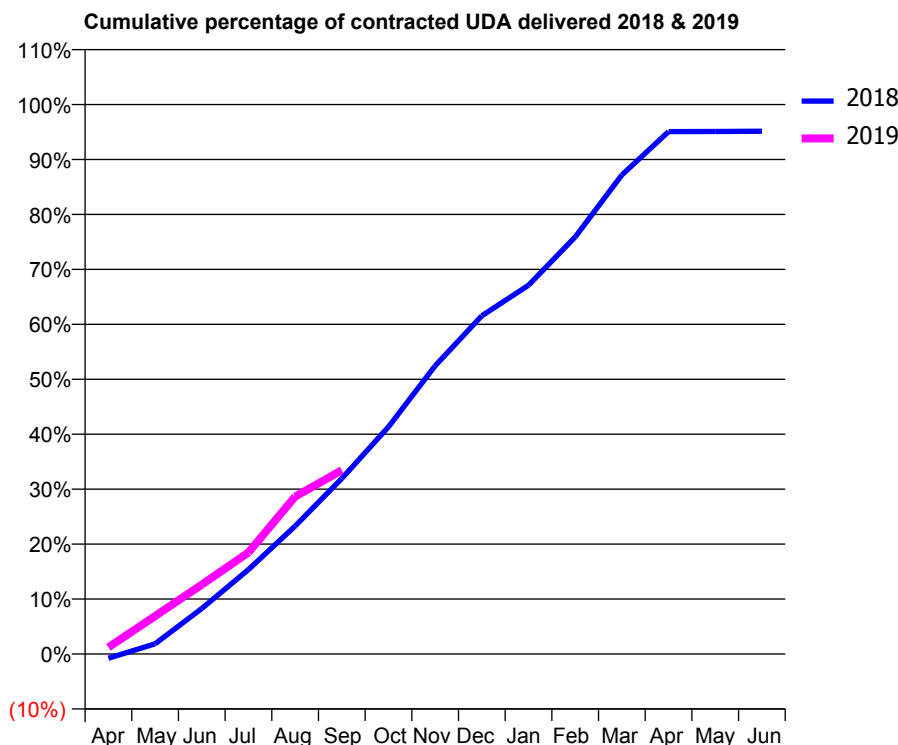
18/19 Contracted general activity (UDA)	15,426
Carry forward general activity (UDA)	0
18/19 Contracted orthodontic activity (UOA)	0
Carry forward orthodontic activity (UOA)	0
Baseline contract value	£313,124.71

ACCESS*

Patients seen in 24 months	Total	Change since previous quarter
Quarter ending September 2017	3,953	
Quarter ending December 2017	4,216	↑
Quarter ending March 2018	4,378	↑
Quarter ending June 2018	4,350	→
Quarter ending September 2018	4,246	↓
Variance since September 2017	7.4%	↑



ACTIVITY



Month	Adjusted Scheduled Activity (UDA)	
	2018	2019
April	-114	188
May	271	1,065
June	1,215	1,947
July	2,256	2,852
August	3,414	4,420
September	4,685	5,160
October	6,065	
November	7,694	
December	9,027	
January	9,841	
February	11,132	
March	12,787	
April	13,943	
May	13,947	
June	13,954	

QUALITY

	Quantity	Base Number	Contract	LHB	Wales
% of FP17s for the same patient ID Re-attending within 3 months - Children	21	527	4.0%	7.7%	10.9%
% of FP17s for the same patient ID Re-attending within 3 months - Adults	287	2,482	11.6%	13.0%	15.6%
% of FP17s for the same patient ID Re-attending between 3 & 9 months - Children	330	527	62.6%	59.0%	59.4%
% of FP17s for the same patient ID Re-attending between 3 & 9 months - Adults	1,681	2,482	67.7%	54.5%	55.5%
% of FP17s for Band 1 Urgent Courses	158	2,574	6.1%	8.1%	8.9%
% of FP17s Relating to Free Repair or Replacements	16	2,574	0.6%	0.7%	0.7%
% of FP17s Relating to Continuations	34	2,574	1.3%	0.8%	0.7%
% of Patients satisfied with the dentistry they have received	15	15	100.0%	94.3%	93.6%
% of Patients satisfied with the time they had to wait for an appointment	15	15	100.0%	88.5%	88.1%

* This is based on patients treated on this contract for their most recent course of treatment. Figures in italics indicate the base number of FP17s or Patient Questionnaire responses are less than 100. N/A is shown where the base number of responses is less than 10 during the period. % is calculated as Quantity/Base number*100

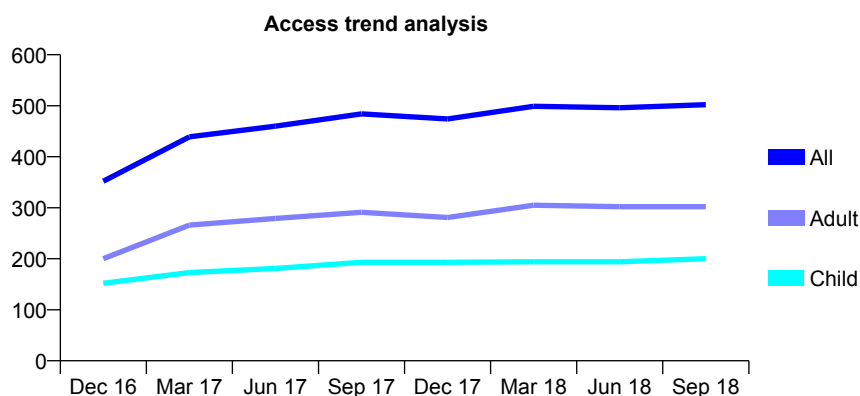
7A2 - Vital Signs At a Glance Contract Report for 100037/0000 - September 2018

Name or company name	MISS RE MOSEY
Contract type name	GDS Contract
Purpose of contract	General
Contract start date	19/04/2016
Contract end date	

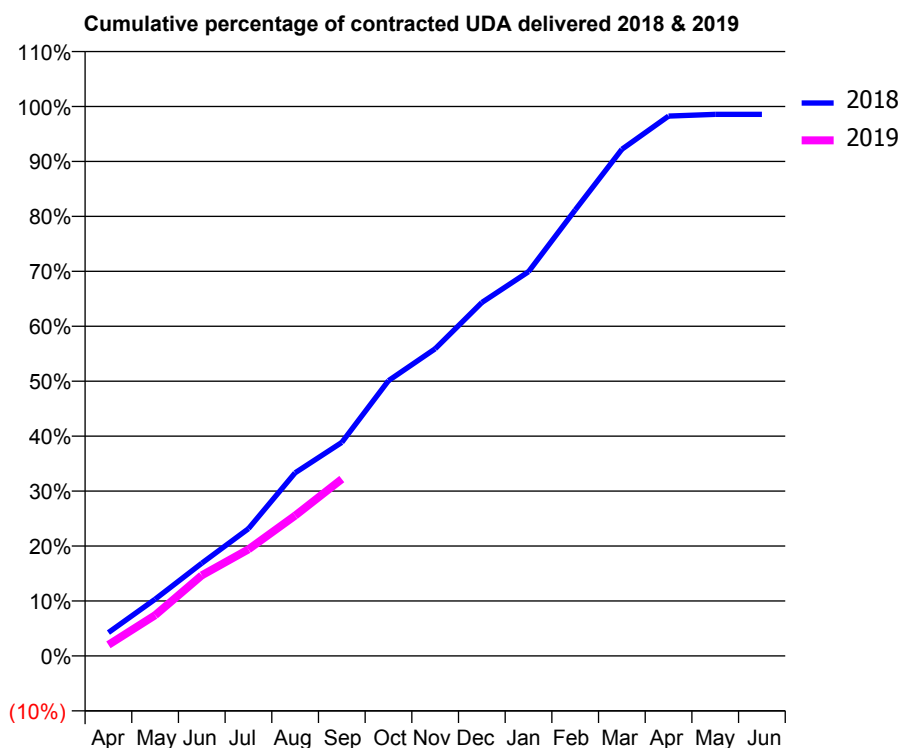
18/19 Contracted general activity (UDA)	1,304
Carry forward general activity (UDA)	19
18/19 Contracted orthodontic activity (UOA)	0
Carry forward orthodontic activity (UOA)	0
Baseline contract value	£36,523.19

ACCESS*

Patients seen in 24 months	Total	Change since previous quarter
Quarter ending September 2017	484	
Quarter ending December 2017	474	↓
Quarter ending March 2018	499	↑
Quarter ending June 2018	496	→
Quarter ending September 2018	502	→
Variance since September 2017	3.7%	↑



ACTIVITY



Month	Adjusted Scheduled Activity (UDA)	
	2018	2019
April	55	26
May	135	97
June	220	191
July	302	253
August	435	333
September	507	420
October	653	
November	729	
December	839	
January	912	
February	1,058	
March	1,202	
April	1,281	
May	1,285	
June	1,285	

QUALITY

	Quantity	Base Number	Contract	LHB	Wales
% of FP17s for the same patient ID Re-attending within 3 months - Children	13	158	8.2%	8.0%	10.9%
% of FP17s for the same patient ID Re-attending within 3 months - Adults	12	193	6.2%	11.7%	15.6%
% of FP17s for the same patient ID Re-attending between 3 & 9 months - Children	107	158	67.7%	55.7%	59.4%
% of FP17s for the same patient ID Re-attending between 3 & 9 months - Adults	133	193	68.9%	51.0%	55.5%
% of FP17s for Band 1 Urgent Courses	14	319	4.4%	8.3%	8.9%
% of FP17s Relating to Free Repair or Replacements	0	319	0.0%	0.5%	0.7%
% of FP17s Relating to Continuations	2	319	0.6%	0.8%	0.7%
% of Patients satisfied with the dentistry they have received	1	1	N/A	91.9%	93.6%
% of Patients satisfied with the time they had to wait for an appointment	1	1	N/A	87.4%	88.1%

* This is based on patients treated on this contract for their most recent course of treatment. Figures in italics indicate the base number of FP17s or Patient Questionnaire responses are less than 100. N/A is shown where the base number of responses is less than 10 during the period. % is calculated as Quantity/Base number*100

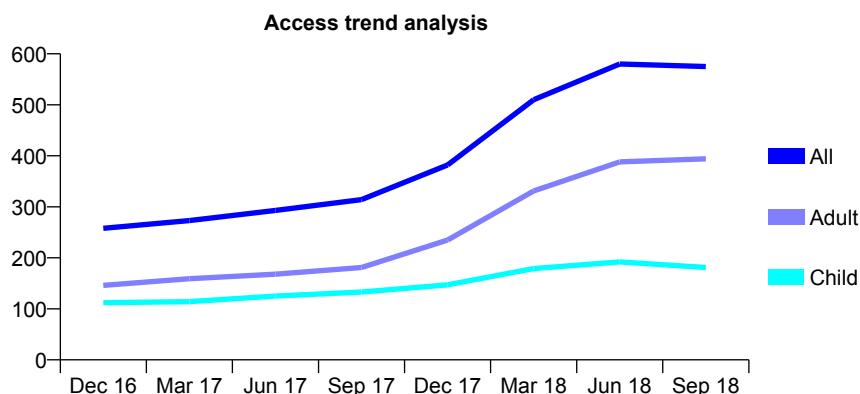
7A2 - Vital Signs At a Glance Contract Report for 100123/0000 - September 2018

Name or company name	A Llewellyn
Contract type name	GDS Contract
Purpose of contract	General
Contract start date	01/04/2016
Contract end date	

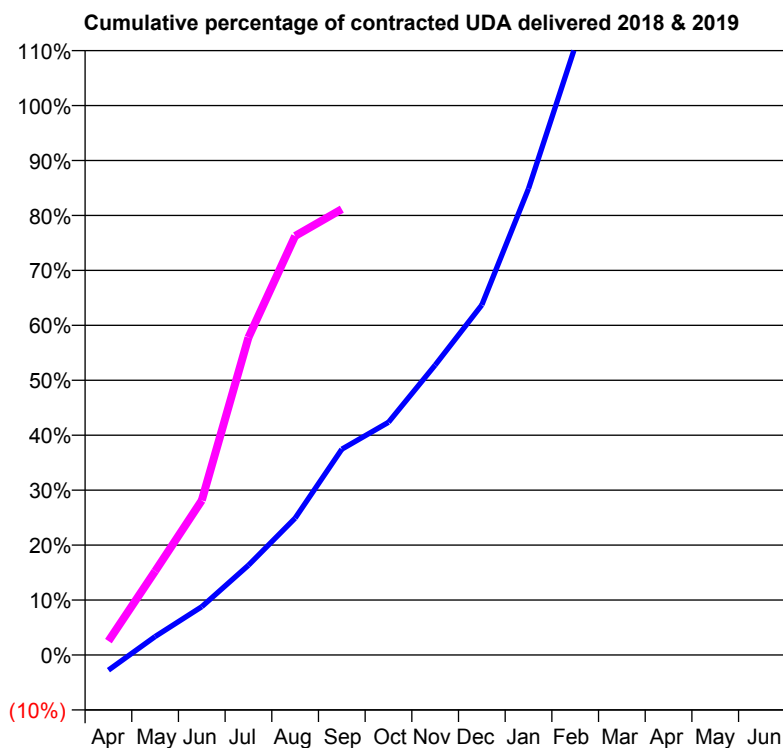
18/19 Contracted general activity (UDA)	1,045
Carry forward general activity (UDA)	0
18/19 Contracted orthodontic activity (UOA)	0
Carry forward orthodontic activity (UOA)	0
Baseline contract value	£24,855.88

ACCESS*

Patients seen in 24 months	Total	Change since previous quarter
Quarter ending September 2017	314	
Quarter ending December 2017	382	↑
Quarter ending March 2018	510	↑
Quarter ending June 2018	580	↑
Quarter ending September 2018	575	→
Variance since September 2017	83.1%	↑



ACTIVITY



Month	Adjusted Scheduled Activity (UDA)	
	2018	2019
April	-29	26
May	35	159
June	92	294
July	171	604
August	260	797
September	391	848
October	443	
November	551	
December	666	
January	887	
February	1,157	
March	1,333	
April	1,395	
May	1,398	
June	1,398	

QUALITY

	Quantity	Base Number	Contract	LHB	Wales
% of FP17s for the same patient ID Re-attending within 3 months - Children	11	149	7.4%	8.0%	10.9%
% of FP17s for the same patient ID Re-attending within 3 months - Adults	31	304	10.2%	11.7%	15.6%
% of FP17s for the same patient ID Re-attending between 3 & 9 months - Children	88	149	59.1%	55.7%	59.4%
% of FP17s for the same patient ID Re-attending between 3 & 9 months - Adults	137	304	45.1%	51.0%	55.5%
% of FP17s for Band 1 Urgent Courses	34	423	8.0%	8.3%	8.9%
% of FP17s Relating to Free Repair or Replacements	3	423	0.7%	0.5%	0.7%
% of FP17s Relating to Continuations	1	423	0.2%	0.8%	0.7%
% of Patients satisfied with the dentistry they have received	2	2	N/A	91.9%	93.6%
% of Patients satisfied with the time they had to wait for an appointment	2	2	N/A	87.4%	88.1%

* This is based on patients treated on this contract for their most recent course of treatment. Figures in italics indicate the base number of FP17s or Patient Questionnaire responses are less than 100. N/A is shown where the base number of responses is less than 10 during the period. % is calculated as Quantity/Base number*100

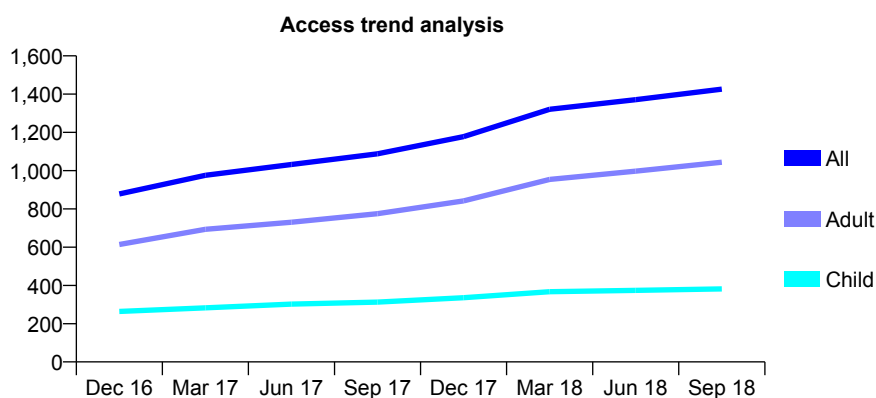
7A2 - Vital Signs At a Glance Contract Report for 100124/0000 - September 2018

Name or company name	A Llewellyn
Contract type name	GDS Contract
Purpose of contract	General
Contract start date	01/04/2016
Contract end date	

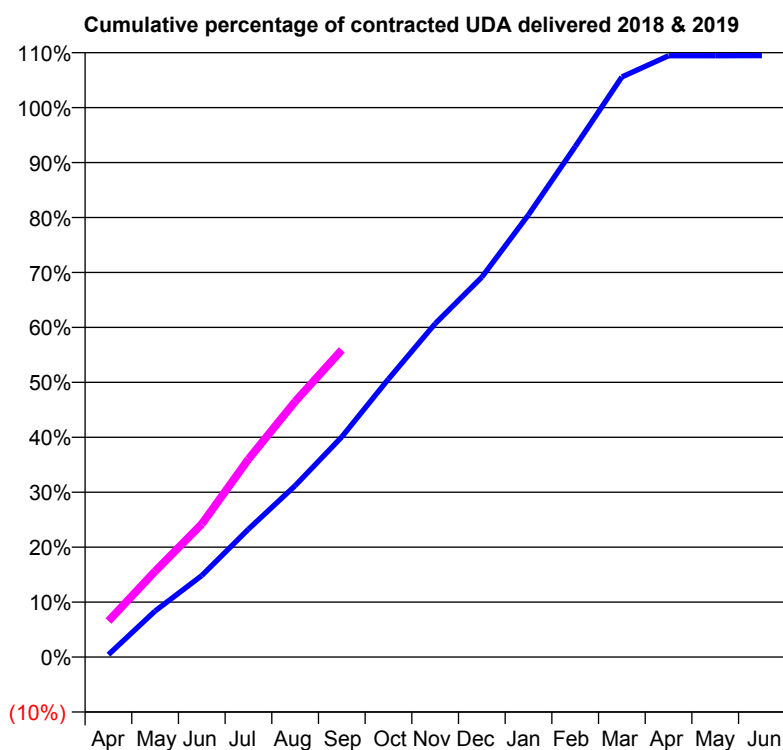
18/19 Contracted general activity (UDA)	3,546
Carry forward general activity (UDA)	0
18/19 Contracted orthodontic activity (UOA)	0
Carry forward orthodontic activity (UOA)	0
Baseline contract value	£85,849.39

ACCESS*

Patients seen in 24 months	Total	Change since previous quarter
Quarter ending September 2017	1,088	
Quarter ending December 2017	1,178	↑
Quarter ending March 2018	1,321	↑
Quarter ending June 2018	1,371	↑
Quarter ending September 2018	1,426	↑
Variance since September 2017	31.1%	↑



ACTIVITY



Month	Adjusted Scheduled Activity (UDA)	
	2018	2019
April	16	233
May	298	554
June	526	858
July	826	1,278
August	1,106	1,649
September	1,421	1,982
October	1,794	
November	2,151	
December	2,452	
January	2,854	
February	3,294	
March	3,743	
April	3,880	
May	3,880	
June	3,881	

QUALITY

	Quantity	Base Number	Contract	LHB	Wales
% of FP17s for the same patient ID Re-attending within 3 months - Children	15	323	4.6%	8.0%	10.9%
% of FP17s for the same patient ID Re-attending within 3 months - Adults	86	781	11.0%	11.7%	15.6%
% of FP17s for the same patient ID Re-attending between 3 & 9 months - Children	223	323	69.0%	55.7%	59.4%
% of FP17s for the same patient ID Re-attending between 3 & 9 months - Adults	432	781	55.3%	51.0%	55.5%
% of FP17s for Band 1 Urgent Courses	114	1,028	11.1%	8.3%	8.9%
% of FP17s Relating to Free Repair or Replacements	5	1,028	0.5%	0.5%	0.7%
% of FP17s Relating to Continuations	5	1,028	0.5%	0.8%	0.7%
% of Patients satisfied with the dentistry they have received	4	5	N/A	91.9%	93.6%
% of Patients satisfied with the time they had to wait for an appointment	4	5	N/A	87.4%	88.1%

* This is based on patients treated on this contract for their most recent course of treatment. Figures in italics indicate the base number of FP17s or Patient Questionnaire responses are less than 100. N/A is shown where the base number of responses is less than 10 during the period. % is calculated as Quantity/Base number*100

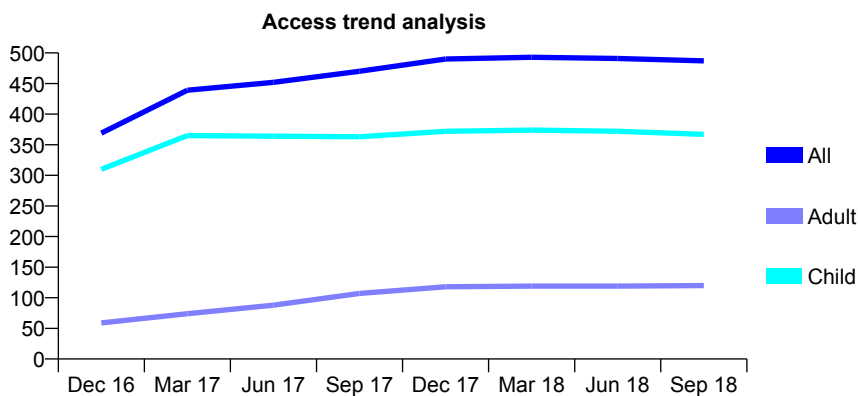
7A2 - Vital Signs At a Glance Contract Report for 100145/0000 - September 2018

Name or company name	Capel Dental
Contract type name	GDS Contract
Purpose of contract	General
Contract start date	01/05/2016
Contract end date	

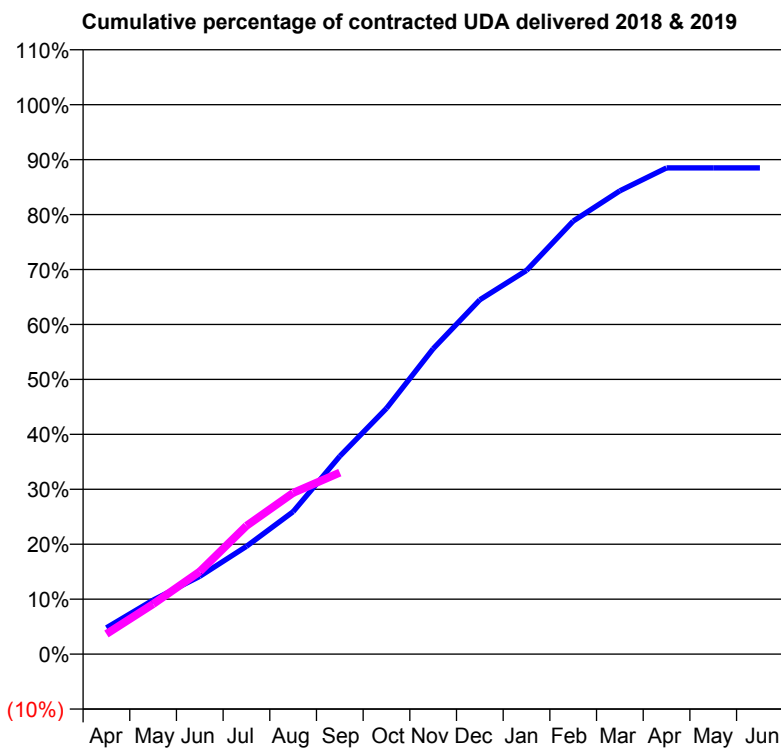
18/19 Contracted general activity (UDA)	1,250
Carry forward general activity (UDA)	0
18/19 Contracted orthodontic activity (UOA)	0
Carry forward orthodontic activity (UOA)	0
Baseline contract value	£29,224.05

ACCESS*

Patients seen in 24 months	Total	Change since previous quarter
Quarter ending September 2017	470	
Quarter ending December 2017	490	↑
Quarter ending March 2018	493	→
Quarter ending June 2018	491	→
Quarter ending September 2018	487	→
Variance since September 2017	3.6%	↑



ACTIVITY



Month	Adjusted Scheduled Activity (UDA)	
	2018	2019
April	60	46
May	123	114
June	177	188
July	245	292
August	324	367
September	450	413
October	559	
November	695	
December	806	
January	873	
February	985	
March	1,054	
April	1,106	
May	1,106	
June	1,106	

QUALITY

	Quantity	Base Number	Contract	LHB	Wales
% of FP17s for the same patient ID Re-attending within 3 months - Children	8	303	2.6%	8.0%	10.9%
% of FP17s for the same patient ID Re-attending within 3 months - Adults	1	30	3.3%	11.7%	15.6%
% of FP17s for the same patient ID Re-attending between 3 & 9 months - Children	211	303	69.6%	55.7%	59.4%
% of FP17s for the same patient ID Re-attending between 3 & 9 months - Adults	14	30	46.7%	51.0%	55.5%
% of FP17s for Band 1 Urgent Courses	0	301	0.0%	8.3%	8.9%
% of FP17s Relating to Free Repair or Replacements	0	301	0.0%	0.5%	0.7%
% of FP17s Relating to Continuations	3	301	1.0%	0.8%	0.7%
% of Patients satisfied with the dentistry they have received	0	0	N/A	91.9%	93.6%
% of Patients satisfied with the time they had to wait for an appointment	0	0	N/A	87.4%	88.1%

* This is based on patients treated on this contract for their most recent course of treatment. Figures in italics indicate the base number of FP17s or Patient Questionnaire responses are less than 100. N/A is shown where the base number of responses is less than 10 during the period. % is calculated as Quantity/Base number*100

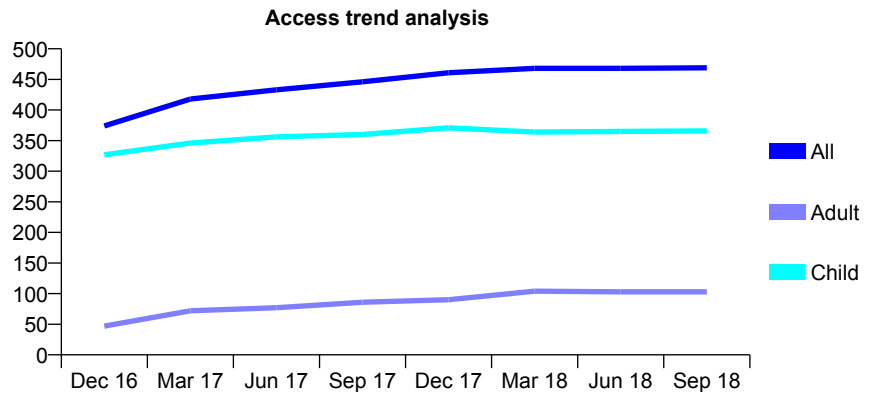
7A2 - Vital Signs At a Glance Contract Report for 100146/0000 - September 2018

Name or company name	Capel Dental
Contract type name	GDS Contract
Purpose of contract	General
Contract start date	01/05/2016
Contract end date	

18/19 Contracted general activity (UDA)	1,150
Carry forward general activity (UDA)	0
18/19 Contracted orthodontic activity (UOA)	0
Carry forward orthodontic activity (UOA)	0
Baseline contract value	£27,026.90

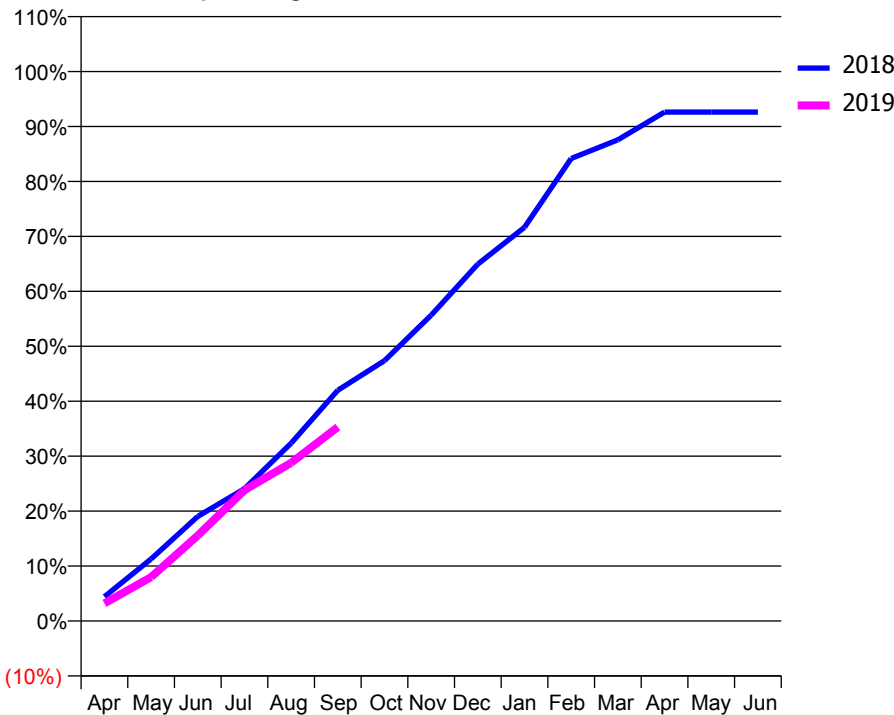
ACCESS*

Patients seen in 24 months	Total	Change since previous quarter
Quarter ending September 2017	446	
Quarter ending December 2017	461	↑
Quarter ending March 2018	468	→
Quarter ending June 2018	468	→
Quarter ending September 2018	469	→
Variance since September 2017	5.2%	↑



ACTIVITY

Cumulative percentage of contracted UDA delivered 2018 & 2019



Month	Adjusted Scheduled Activity (UDA)	
	2018	2019
April	51	37
May	130	92
June	219	179
July	277	274
August	372	331
September	483	406
October	545	
November	640	
December	747	
January	824	
February	968	
March	1,007	
April	1,065	
May	1,065	
June	1,065	

QUALITY

	Quantity	Base Number	Contract	LHB	Wales
% of FP17s for the same patient ID Re-attending within 3 months - Children	8	291	2.7%	8.0%	10.9%
% of FP17s for the same patient ID Re-attending within 3 months - Adults	3	32	9.4%	11.7%	15.6%
% of FP17s for the same patient ID Re-attending between 3 & 9 months - Children	204	291	70.1%	55.7%	59.4%
% of FP17s for the same patient ID Re-attending between 3 & 9 months - Adults	14	32	43.8%	51.0%	55.5%
% of FP17s for Band 1 Urgent Courses	0	277	0.0%	8.3%	8.9%
% of FP17s Relating to Free Repair or Replacements	0	277	0.0%	0.5%	0.7%
% of FP17s Relating to Continuations	4	277	1.4%	0.8%	0.7%
% of Patients satisfied with the dentistry they have received	1	1	N/A	91.9%	93.6%
% of Patients satisfied with the time they had to wait for an appointment	1	1	N/A	87.4%	88.1%

* This is based on patients treated on this contract for their most recent course of treatment. Figures in italics indicate the base number of FP17s or Patient Questionnaire responses are less than 100. N/A is shown where the base number of responses is less than 10 during the period. % is calculated as Quantity/Base number*100

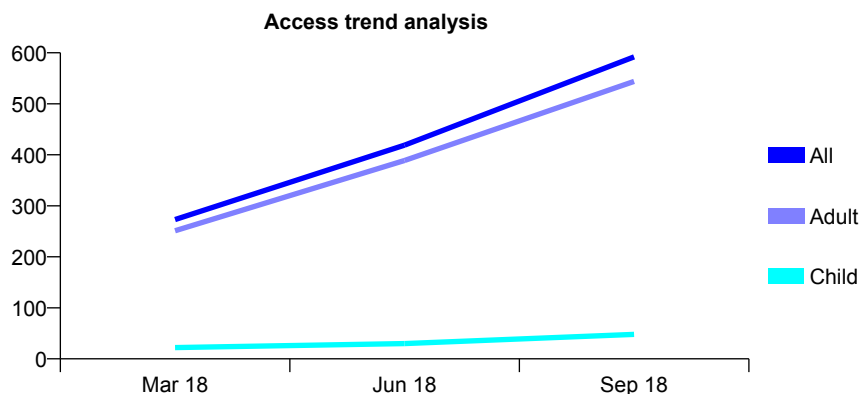
7A2 - Vital Signs At a Glance Contract Report for 100562/0000 - September 2018

Name or company name	MR JR HAYDEN
Contract type name	PDS Contract
Purpose of contract	General
Contract start date	01/11/2017
Contract end date	31/03/2019

18/19 Contracted general activity (UDA)	1,732
Carry forward general activity (UDA)	0
18/19 Contracted orthodontic activity (UOA)	0
Carry forward orthodontic activity (UOA)	0
Baseline contract value	£56,434.39

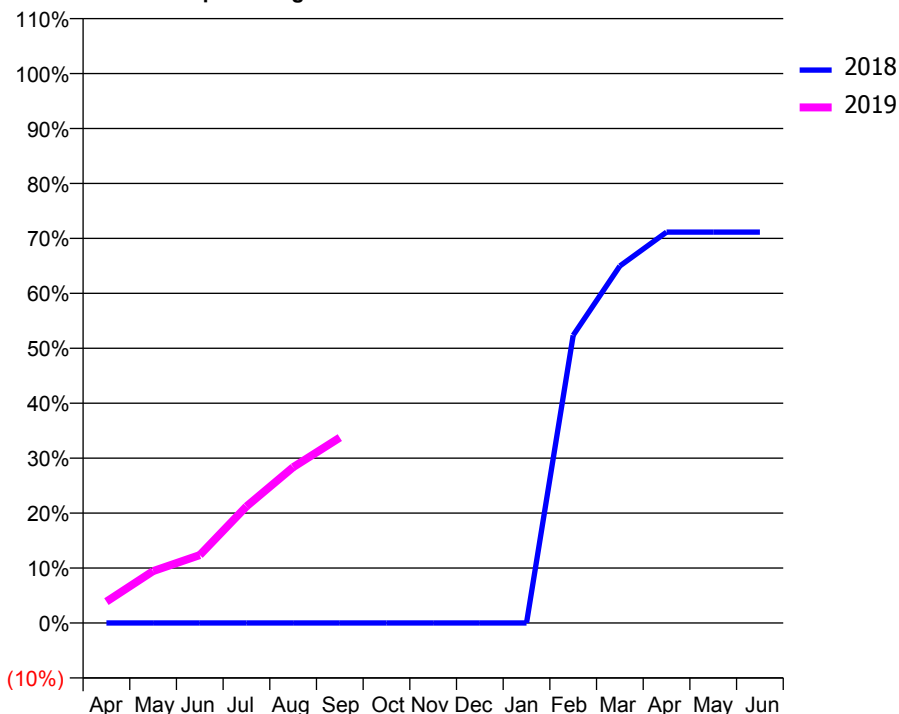
ACCESS*

Patients seen in 24 months	Total	Change since previous quarter
Quarter ending September 2017	0	
Quarter ending December 2017	0	
Quarter ending March 2018	273	
Quarter ending June 2018	419	↑
Quarter ending September 2018	592	↑
Variance since September 2017	N/A	



ACTIVITY

Cumulative percentage of contracted UDA delivered 2018 & 2019



Month	Adjusted Scheduled Activity (UDA)	
	2018	2019
April	0	68
May	0	164
June	0	214
July	0	368
August	0	491
September	0	585
October	0	
November	0	
December	0	
January	0	
February	378	
March	469	
April	514	
May	514	
June	514	

QUALITY

	Quantity	Base Number	Contract	LHB	Wales
% of FP17s for the same patient ID Re-attending within 3 months - Children	2	46	4.3%	8.0%	10.9%
% of FP17s for the same patient ID Re-attending within 3 months - Adults	22	468	4.7%	11.7%	15.6%
% of FP17s for the same patient ID Re-attending between 3 & 9 months - Children	1	46	2.2%	55.7%	59.4%
% of FP17s for the same patient ID Re-attending between 3 & 9 months - Adults	16	468	3.4%	51.0%	55.5%
% of FP17s for Band 1 Urgent Courses	473	477	99.2%	8.3%	8.9%
% of FP17s Relating to Free Repair or Replacements	0	477	0.0%	0.5%	0.7%
% of FP17s Relating to Continuations	0	477	0.0%	0.8%	0.7%
% of Patients satisfied with the dentistry they have received	1	2	N/A	91.9%	93.6%
% of Patients satisfied with the time they had to wait for an appointment	0	2	N/A	87.4%	88.1%

* This is based on patients treated on this contract for their most recent course of treatment. Figures in italics indicate the base number of FP17s or Patient Questionnaire responses are less than 100. N/A is shown where the base number of responses is less than 10 during the period. % is calculated as Quantity/Base number*100

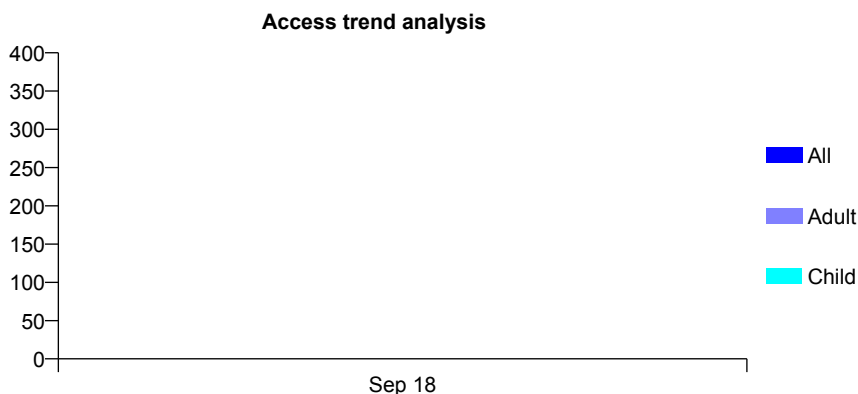
7A2 - Vital Signs At a Glance Contract Report for 100719/0000 - September 2018

Name or company name	Brynteg Tenby
Contract type name	PDS Contract
Purpose of contract	General
Contract start date	01/06/2018
Contract end date	31/05/2023

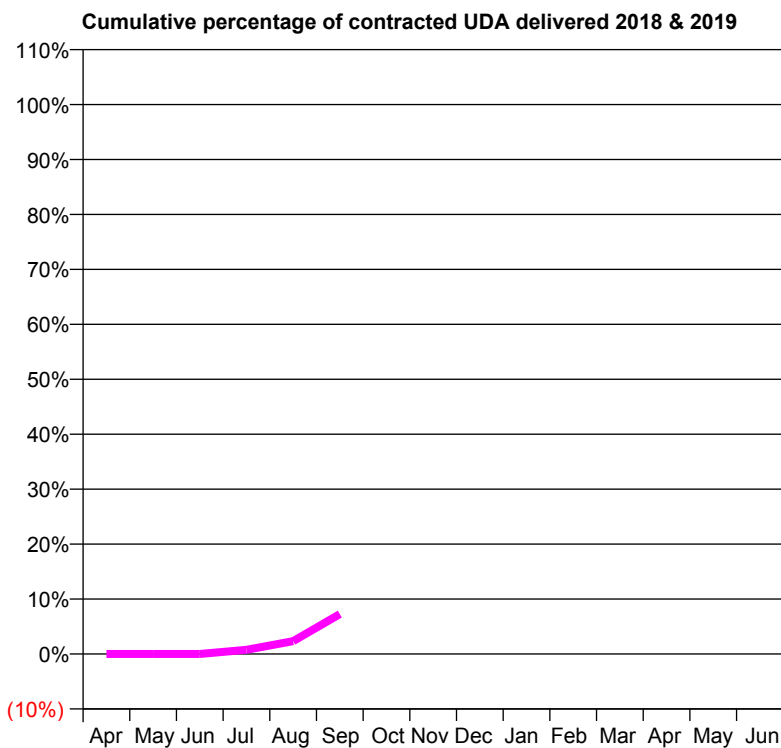
18/19 Contracted general activity (UDA)	6,914
Carry forward general activity (UDA)	0
18/19 Contracted orthodontic activity (UOA)	0
Carry forward orthodontic activity (UOA)	0
Baseline contract value	£179,768.33

ACCESS*

Patients seen in 24 months	Total	Change since previous quarter
Quarter ending September 2017	0	
Quarter ending December 2017	0	
Quarter ending March 2018	0	
Quarter ending June 2018	0	
Quarter ending September 2018	356	↑
Variance since September 2017	N/A	



ACTIVITY



Month	Adjusted Scheduled Activity (UDA)	
	2018	2019
April	0	0
May	0	0
June	0	0
July	0	52
August	0	161
September	0	502
October	0	
November	0	
December	0	
January	0	
February	0	
March	0	
April	0	
May	0	
June	0	

QUALITY

	Quantity	Base Number	Contract	LHB	Wales
% of FP17s for the same patient ID Re-attending within 3 months - Children	0	71	0.0%	8.0%	10.9%
% of FP17s for the same patient ID Re-attending within 3 months - Adults	3	192	1.6%	11.7%	15.6%
% of FP17s for the same patient ID Re-attending between 3 & 9 months - Children	0	71	0.0%	55.7%	59.4%
% of FP17s for the same patient ID Re-attending between 3 & 9 months - Adults	0	192	0.0%	51.0%	55.5%
% of FP17s for Band 1 Urgent Courses	2	263	0.8%	8.3%	8.9%
% of FP17s Relating to Free Repair or Replacements	0	263	0.0%	0.5%	0.7%
% of FP17s Relating to Continuations	2	263	0.8%	0.8%	0.7%
% of Patients satisfied with the dentistry they have received	0	0	N/A	91.9%	93.6%
% of Patients satisfied with the time they had to wait for an appointment	0	0	N/A	87.4%	88.1%

* This is based on patients treated on this contract for their most recent course of treatment. Figures in italics indicate the base number of FP17s or Patient Questionnaire responses are less than 100. N/A is shown where the base number of responses is less than 10 during the period. % is calculated as Quantity/Base number*100

7A2 - Vital Signs At a Glance Contract Report for 100732/0000 - September 2018


Name or company name	A Llewellyn
Contract type name	PDS Contract
Purpose of contract	General
Contract start date	01/06/2018
Contract end date	31/05/2023

18/19 Contracted general activity (UDA)	1,118
Carry forward general activity (UDA)	0
18/19 Contracted orthodontic activity (UOA)	0
Carry forward orthodontic activity (UOA)	0
Baseline contract value	£30,854.18

ACCESS*

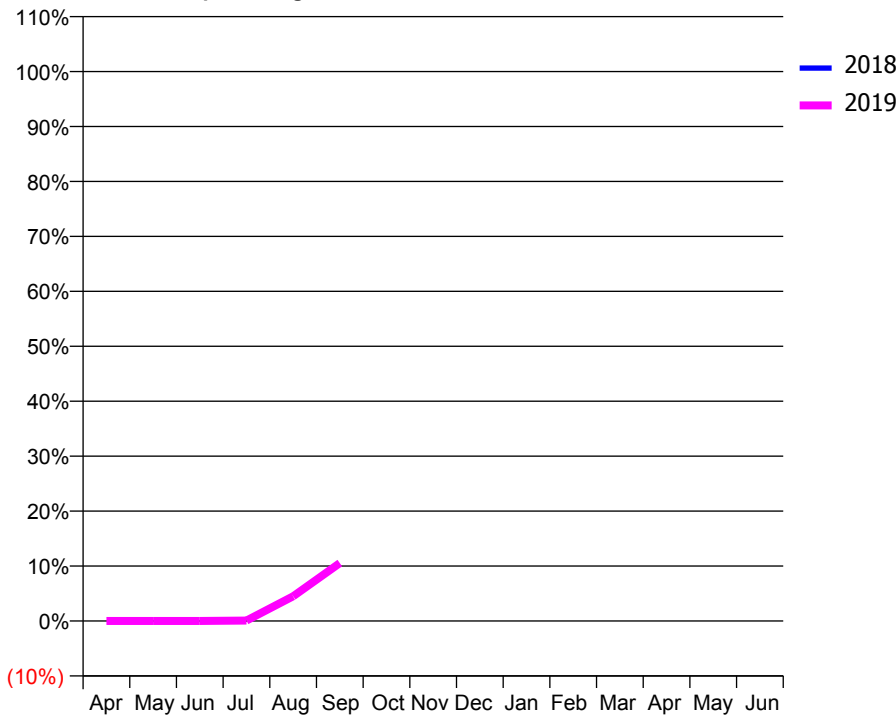
Patients seen in 24 months	Total	Change since previous quarter
Quarter ending September 2017	0	
Quarter ending December 2017	0	
Quarter ending March 2018	0	
Quarter ending June 2018	0	
Quarter ending September 2018	59	↑
Variance since September 2017	N/A	

Access trend analysis



ACTIVITY

Cumulative percentage of contracted UDA delivered 2018 & 2019



Month	Adjusted Scheduled Activity (UDA)	
	2018	2019
April	0	0
May	0	0
June	0	0
July	0	1
August	0	50
September	0	118
October	0	
November	0	
December	0	
January	0	
February	0	
March	0	
April	0	
May	0	
June	0	

QUALITY

	Quantity	Base Number	Contract	LHB	Wales
% of FP17s for the same patient ID Re-attending within 3 months - Children	0	26	0.0%	8.0%	10.9%
% of FP17s for the same patient ID Re-attending within 3 months - Adults	0	36	0.0%	11.7%	15.6%
% of FP17s for the same patient ID Re-attending between 3 & 9 months - Children	0	26	0.0%	55.7%	59.4%
% of FP17s for the same patient ID Re-attending between 3 & 9 months - Adults	0	36	0.0%	51.0%	55.5%
% of FP17s for Band 1 Urgent Courses	5	62	8.1%	8.3%	8.9%
% of FP17s Relating to Free Repair or Replacements	0	62	0.0%	0.5%	0.7%
% of FP17s Relating to Continuations	0	62	0.0%	0.8%	0.7%
% of Patients satisfied with the dentistry they have received	3	3	N/A	91.9%	93.6%
% of Patients satisfied with the time they had to wait for an appointment	3	3	N/A	87.4%	88.1%

* This is based on patients treated on this contract for their most recent course of treatment. Figures in italics indicate the base number of FP17s or Patient Questionnaire responses are less than 100. N/A is shown where the base number of responses is less than 10 during the period. % is calculated as Quantity/Base number*100

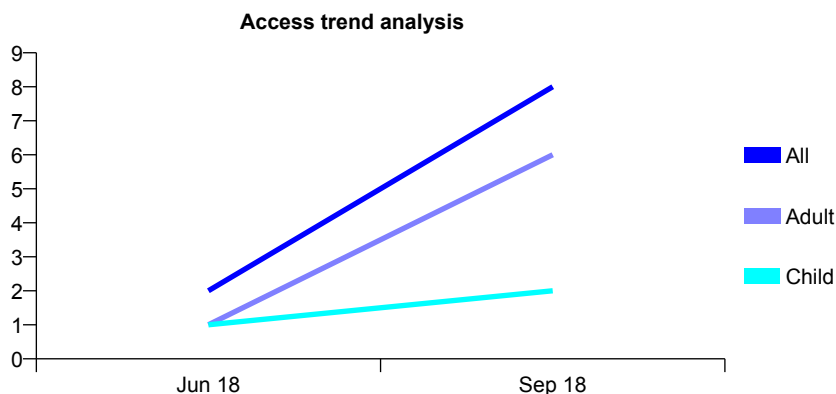
7A2 - Vital Signs At a Glance Contract Report for 100733/0000 - September 2018

Name or company name	MR AJ BEAZLEY
Contract type name	PDS Contract
Purpose of contract	General
Contract start date	01/06/2018
Contract end date	31/05/2023

18/19 Contracted general activity (UDA)	781
Carry forward general activity (UDA)	0
18/19 Contracted orthodontic activity (UOA)	0
Carry forward orthodontic activity (UOA)	0
Baseline contract value	£25,833.33

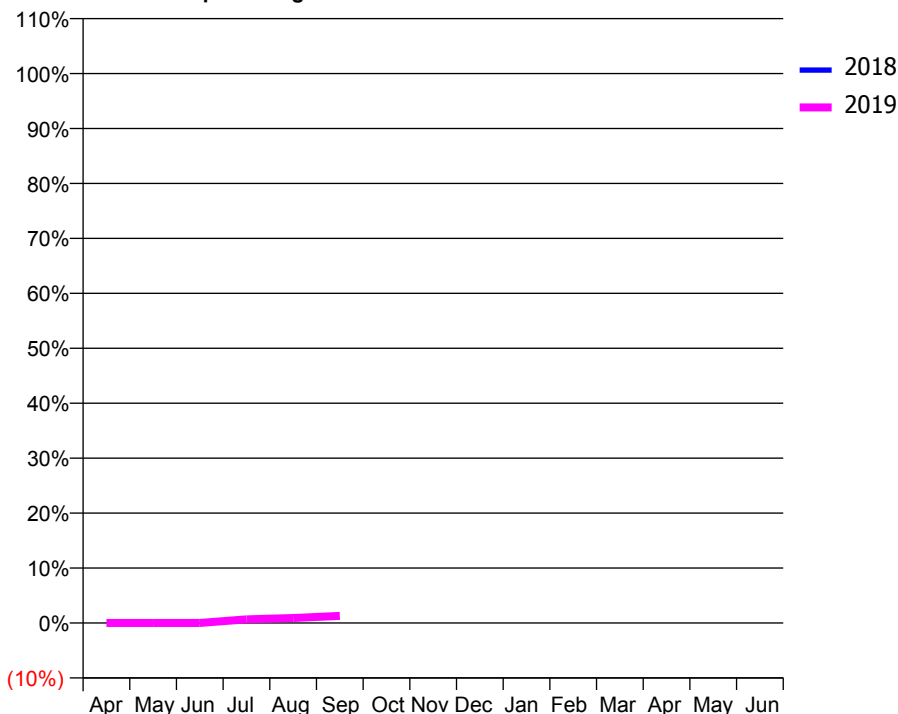
ACCESS*

Patients seen in 24 months	Total	Change since previous quarter
Quarter ending September 2017	0	
Quarter ending December 2017	0	
Quarter ending March 2018	0	
Quarter ending June 2018	2	↑
Quarter ending September 2018	8	↑
Variance since September 2017	N/A	



ACTIVITY

Cumulative percentage of contracted UDA delivered 2018 & 2019



Month	Adjusted Scheduled Activity (UDA)	
	2018	2019
April	0	0
May	0	0
June	0	0
July	0	5
August	0	7
September	0	10
October	0	
November	0	
December	0	
January	0	
February	0	
March	0	
April	0	
May	0	
June	0	

QUALITY

	Quantity	Base Number	Contract	LHB	Wales
% of FP17s for the same patient ID Re-attending within 3 months - Children	0	2	0.0%	8.0%	10.9%
% of FP17s for the same patient ID Re-attending within 3 months - Adults	0	6	0.0%	11.7%	15.6%
% of FP17s for the same patient ID Re-attending between 3 & 9 months - Children	0	2	0.0%	55.7%	59.4%
% of FP17s for the same patient ID Re-attending between 3 & 9 months - Adults	0	6	0.0%	51.0%	55.5%
% of FP17s for Band 1 Urgent Courses	1	8	12.5%	8.3%	8.9%
% of FP17s Relating to Free Repair or Replacements	0	8	0.0%	0.5%	0.7%
% of FP17s Relating to Continuations	0	8	0.0%	0.8%	0.7%
% of Patients satisfied with the dentistry they have received	0	0	N/A	91.9%	93.6%
% of Patients satisfied with the time they had to wait for an appointment	0	0	N/A	87.4%	88.1%

* This is based on patients treated on this contract for their most recent course of treatment. Figures in italics indicate the base number of FP17s or Patient Questionnaire responses are less than 100. N/A is shown where the base number of responses is less than 10 during the period. % is calculated as Quantity/Base number*100

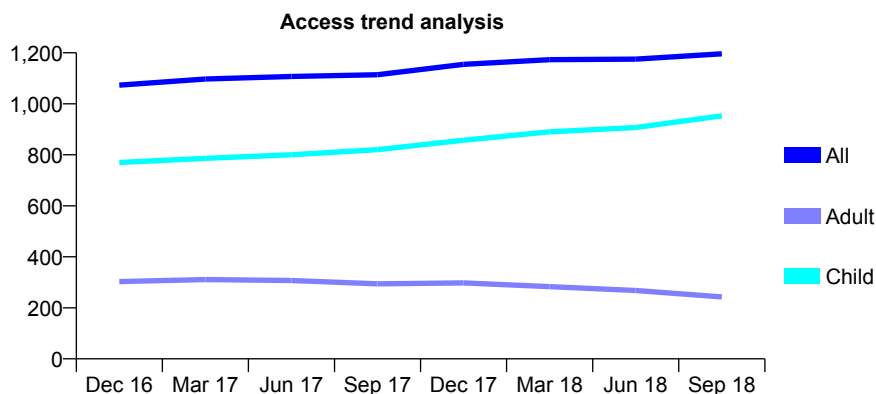
7A2 - Vital Signs At a Glance Contract Report for 105554/0001 - September 2018

Name or company name	K J Dwyer
Contract type name	GDS Contract
Purpose of contract	General
Contract start date	01/11/2012
Contract end date	

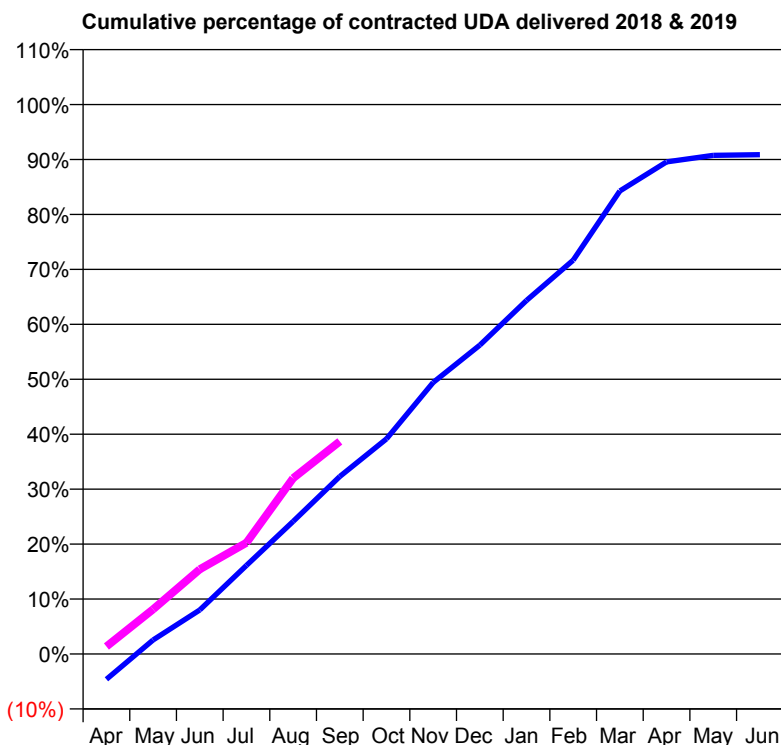
18/19 Contracted general activity (UDA)	2,400
Carry forward general activity (UDA)	0
18/19 Contracted orthodontic activity (UOA)	0
Carry forward orthodontic activity (UOA)	0
Baseline contract value	£54,651.17

ACCESS*

Patients seen in 24 months	Total	Change since previous quarter
Quarter ending September 2017	1,114	
Quarter ending December 2017	1,155	↑
Quarter ending March 2018	1,173	→
Quarter ending June 2018	1,175	→
Quarter ending September 2018	1,196	→
Variance since September 2017	7.4%	↑



ACTIVITY



Month	Adjusted Scheduled Activity (UDA)	
	2018	2019
April	-111	33
May	62	195
June	192	370
July	387	486
August	579	768
September	775	928
October	940	
November	1,186	
December	1,349	
January	1,544	
February	1,720	
March	2,022	
April	2,150	
May	2,178	
June	2,181	

QUALITY

	Quantity	Base Number	Contract	LHB	Wales
% of FP17s for the same patient ID Re-attending within 3 months - Children	68	683	10.0%	8.0%	10.9%
% of FP17s for the same patient ID Re-attending within 3 months - Adults	4	59	6.8%	11.7%	15.6%
% of FP17s for the same patient ID Re-attending between 3 & 9 months - Children	325	683	47.6%	55.7%	59.4%
% of FP17s for the same patient ID Re-attending between 3 & 9 months - Adults	33	59	55.9%	51.0%	55.5%
% of FP17s for Band 1 Urgent Courses	7	670	1.0%	8.3%	8.9%
% of FP17s Relating to Free Repair or Replacements	0	670	0.0%	0.5%	0.7%
% of FP17s Relating to Continuations	0	670	0.0%	0.8%	0.7%
% of Patients satisfied with the dentistry they have received	6	6	N/A	91.9%	93.6%
% of Patients satisfied with the time they had to wait for an appointment	6	6	N/A	87.4%	88.1%

* This is based on patients treated on this contract for their most recent course of treatment. Figures in italics indicate the base number of FP17s or Patient Questionnaire responses are less than 100. N/A is shown where the base number of responses is less than 10 during the period. % is calculated as Quantity/Base number*100

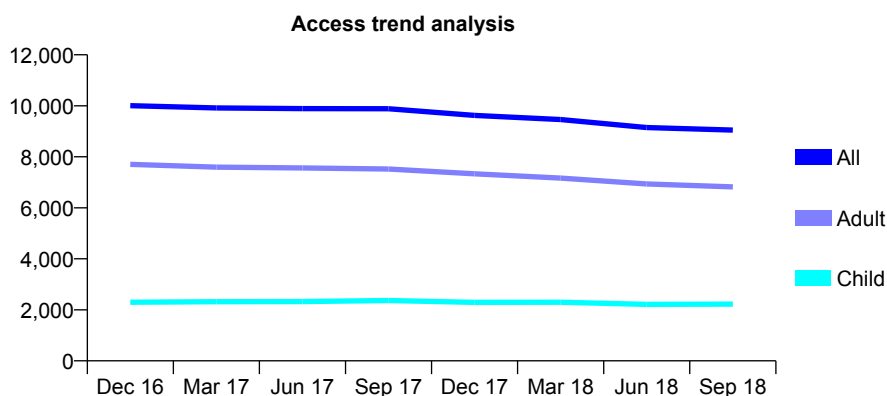
7A2 - Vital Signs At a Glance Contract Report for 106631/0001 - September 2018

Name or company name	Dr N Patel, Dr J Rai and Dr N Kernahan
Contract type name	GDS Contract
Purpose of contract	General
Contract start date	01/04/2006
Contract end date	

18/19 Contracted general activity (UDA)	23,945
Carry forward general activity (UDA)	0
18/19 Contracted orthodontic activity (UOA)	0
Carry forward orthodontic activity (UOA)	0
Baseline contract value	£725,407.55

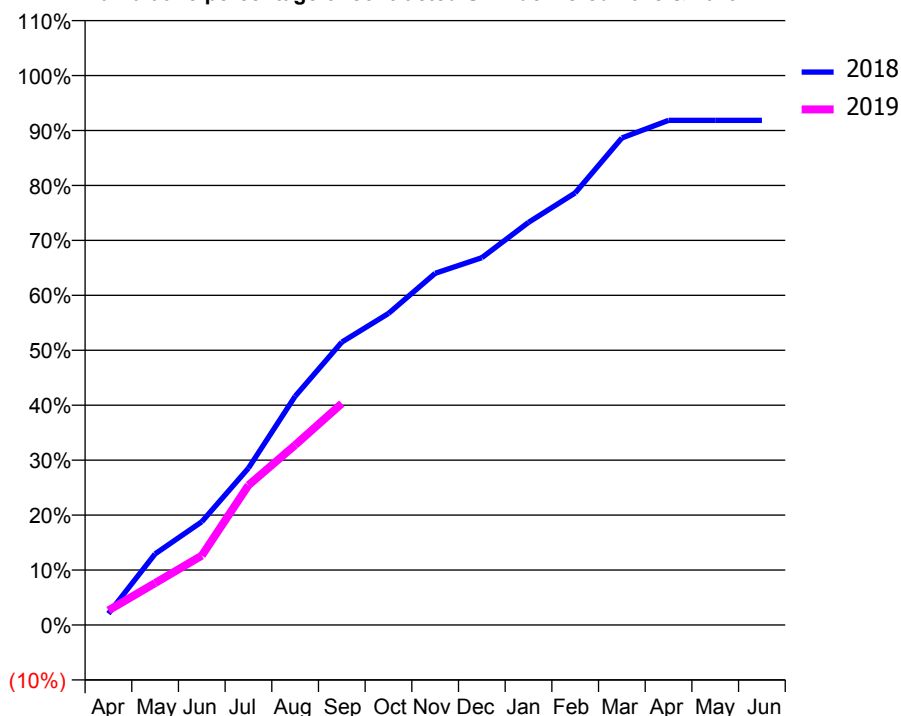
ACCESS*

Patients seen in 24 months	Total	Change since previous quarter
Quarter ending September 2017	9,883	
Quarter ending December 2017	9,623	↓
Quarter ending March 2018	9,460	↓
Quarter ending June 2018	9,147	↓
Quarter ending September 2018	9,048	↓
Variance since September 2017	(8.4%)	↓



ACTIVITY

Cumulative percentage of contracted UDA delivered 2018 & 2019



Month	Adjusted Scheduled Activity (UDA)	
	2018	2019
April	548	638
May	3,419	1,828
June	4,965	3,022
July	7,545	6,095
August	11,000	7,840
September	13,601	9,652
October	14,977	
November	16,907	
December	17,663	
January	19,361	
February	20,776	
March	23,417	
April	24,265	
May	24,265	
June	24,265	

QUALITY

	Quantity	Base Number	Contract	LHB	Wales
% of FP17s for the same patient ID Re-attending within 3 months - Children	94	1,428	6.6%	8.0%	10.9%
% of FP17s for the same patient ID Re-attending within 3 months - Adults	483	4,165	11.6%	11.7%	15.6%
% of FP17s for the same patient ID Re-attending between 3 & 9 months - Children	642	1,428	45.0%	55.7%	59.4%
% of FP17s for the same patient ID Re-attending between 3 & 9 months - Adults	2,280	4,165	54.7%	51.0%	55.5%
% of FP17s for Band 1 Urgent Courses	330	5,148	6.4%	8.3%	8.9%
% of FP17s Relating to Free Repair or Replacements	38	5,148	0.7%	0.5%	0.7%
% of FP17s Relating to Continuations	89	5,148	1.7%	0.8%	0.7%
% of Patients satisfied with the dentistry they have received	20	21	95.2%	91.9%	93.6%
% of Patients satisfied with the time they had to wait for an appointment	19	21	90.5%	87.4%	88.1%

* This is based on patients treated on this contract for their most recent course of treatment. Figures in italics indicate the base number of FP17s or Patient Questionnaire responses are less than 100. N/A is shown where the base number of responses is less than 10 during the period. % is calculated as Quantity/Base number*100

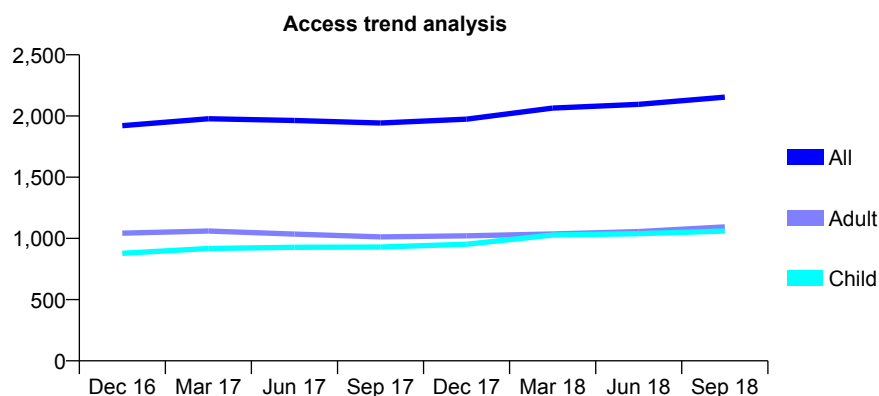
7A2 - Vital Signs At a Glance Contract Report for 106682/0001 - September 2018

Name or company name	Warren Davies Ltd.
Contract type name	GDS Contract
Purpose of contract	General
Contract start date	01/01/2007
Contract end date	

18/19 Contracted general activity (UDA)	9,112
Carry forward general activity (UDA)	0
18/19 Contracted orthodontic activity (UOA)	0
Carry forward orthodontic activity (UOA)	0
Baseline contract value	£239,810.59

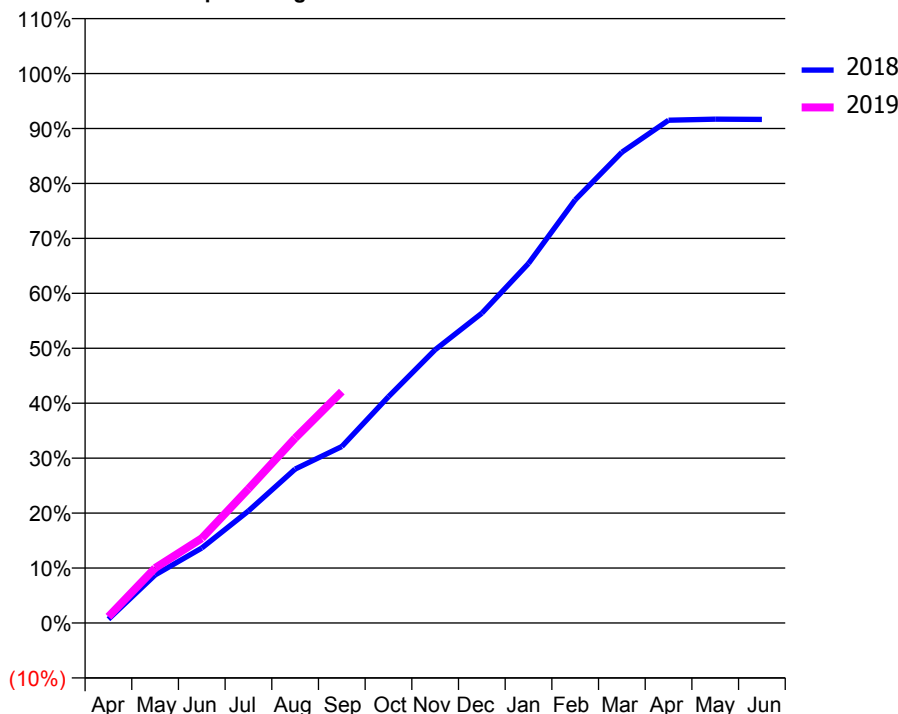
ACCESS*

Patients seen in 24 months	Total	Change since previous quarter
Quarter ending September 2017	1,943	
Quarter ending December 2017	1,974	→
Quarter ending March 2018	2,065	↑
Quarter ending June 2018	2,095	→
Quarter ending September 2018	2,154	↑
Variance since September 2017	10.9%	↑



ACTIVITY

Cumulative percentage of contracted UDA delivered 2018 & 2019



Adjusted Scheduled Activity (UDA)

Month	2018	2019
April	56	105
May	701	913
June	1,094	1,404
July	1,633	2,226
August	2,244	3,065
September	2,574	3,838
October	3,301	
November	3,985	
December	4,518	
January	5,242	
February	6,170	
March	6,863	
April	7,330	
May	7,347	
June	7,343	

QUALITY

	Quantity	Base Number	Contract	LHB	Wales
% of FP17s for the same patient ID Re-attending within 3 months - Children	63	910	6.9%	8.0%	10.9%
% of FP17s for the same patient ID Re-attending within 3 months - Adults	204	983	20.8%	11.7%	15.6%
% of FP17s for the same patient ID Re-attending between 3 & 9 months - Children	581	910	63.8%	55.7%	59.4%
% of FP17s for the same patient ID Re-attending between 3 & 9 months - Adults	527	983	53.6%	51.0%	55.5%
% of FP17s for Band 1 Urgent Courses	129	1,674	7.7%	8.3%	8.9%
% of FP17s Relating to Free Repair or Replacements	0	1,674	0.0%	0.5%	0.7%
% of FP17s Relating to Continuations	15	1,674	0.9%	0.8%	0.7%
% of Patients satisfied with the dentistry they have received	14	15	93.3%	91.9%	93.6%
% of Patients satisfied with the time they had to wait for an appointment	15	15	100.0%	87.4%	88.1%

* This is based on patients treated on this contract for their most recent course of treatment. Figures in italics indicate the base number of FP17s or Patient Questionnaire responses are less than 100. N/A is shown where the base number of responses is less than 10 during the period. % is calculated as Quantity/Base number*100

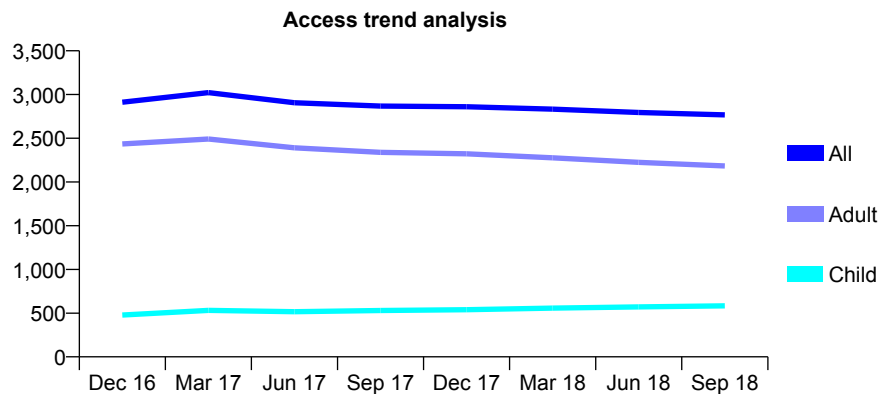
7A2 - Vital Signs At a Glance Contract Report for 106968/0001 - September 2018

Name or company name	Eastgate Dental Surgery Limited
Contract type name	GDS Contract
Purpose of contract	General
Contract start date	01/04/2011
Contract end date	

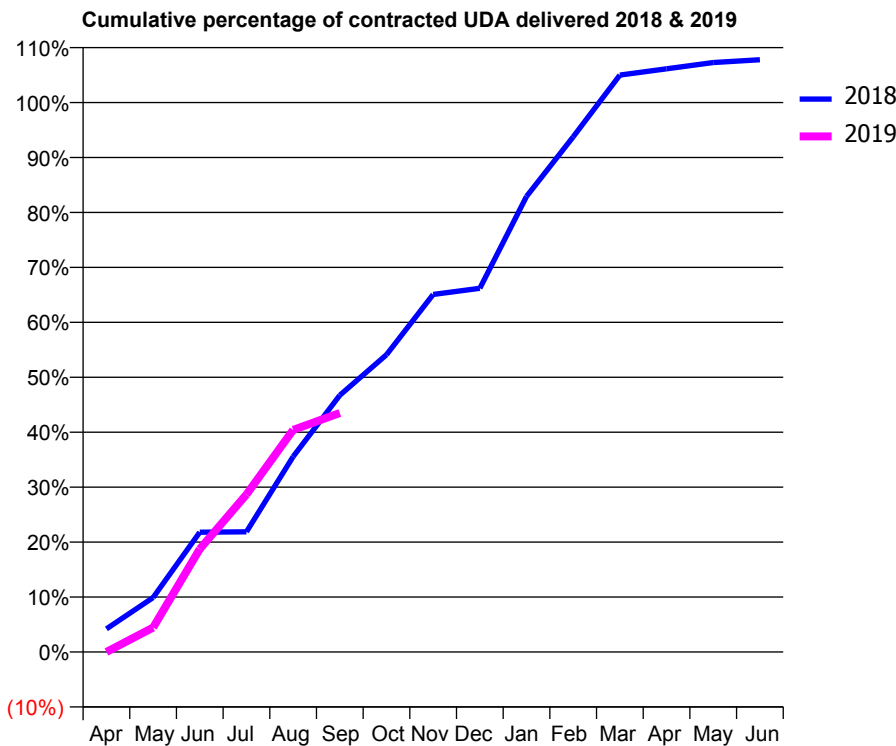
18/19 Contracted general activity (UDA)	7,616
Carry forward general activity (UDA)	0
18/19 Contracted orthodontic activity (UOA)	0
Carry forward orthodontic activity (UOA)	0
Baseline contract value	£213,461.90

ACCESS*

Patients seen in 24 months	Total	Change since previous quarter
Quarter ending September 2017	2,868	
Quarter ending December 2017	2,861	→
Quarter ending March 2018	2,833	→
Quarter ending June 2018	2,795	↓
Quarter ending September 2018	2,767	↓
Variance since September 2017	(3.5%)	↓



ACTIVITY



Month	Adjusted Scheduled Activity (UDA)	
	2018	2019
April	321	0
May	755	340
June	1,660	1,428
July	1,666	2,183
August	2,709	3,078
September	3,559	3,312
October	4,121	
November	4,956	
December	5,041	
January	6,314	
February	7,141	
March	7,996	
April	8,084	
May	8,169	
June	8,208	

QUALITY

	Quantity	Base Number	Contract	LHB	Wales
% of FP17s for the same patient ID Re-attending within 3 months - Children	17	367	4.6%	8.0%	10.9%
% of FP17s for the same patient ID Re-attending within 3 months - Adults	152	1,297	11.7%	11.7%	15.6%
% of FP17s for the same patient ID Re-attending between 3 & 9 months - Children	173	367	47.1%	55.7%	59.4%
% of FP17s for the same patient ID Re-attending between 3 & 9 months - Adults	795	1,297	61.3%	51.0%	55.5%
% of FP17s for Band 1 Urgent Courses	95	1,519	6.3%	8.3%	8.9%
% of FP17s Relating to Free Repair or Replacements	1	1,519	0.1%	0.5%	0.7%
% of FP17s Relating to Continuations	2	1,519	0.1%	0.8%	0.7%
% of Patients satisfied with the dentistry they have received	9	9	N/A	91.9%	93.6%
% of Patients satisfied with the time they had to wait for an appointment	8	9	N/A	87.4%	88.1%

* This is based on patients treated on this contract for their most recent course of treatment. Figures in italics indicate the base number of FP17s or Patient Questionnaire responses are less than 100. N/A is shown where the base number of responses is less than 10 during the period. % is calculated as Quantity/Base number*100

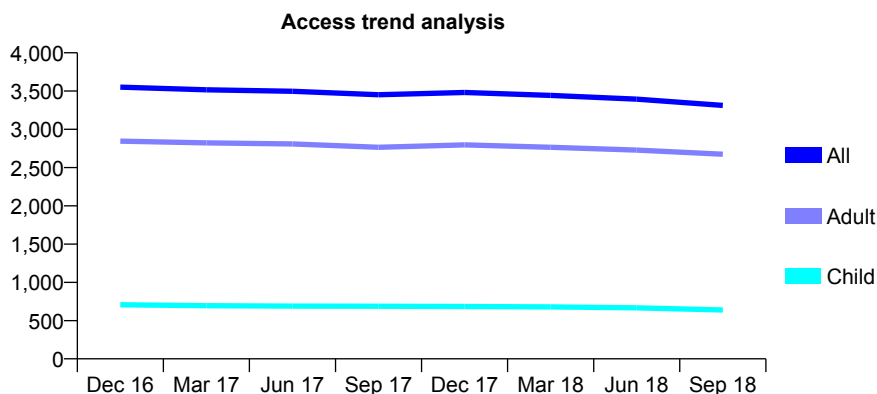
7A2 - Vital Signs At a Glance Contract Report for 112461/0001 - September 2018

Name or company name	Deintyddfa Emlyn
Contract type name	GDS Contract
Purpose of contract	General
Contract start date	21/02/2011
Contract end date	

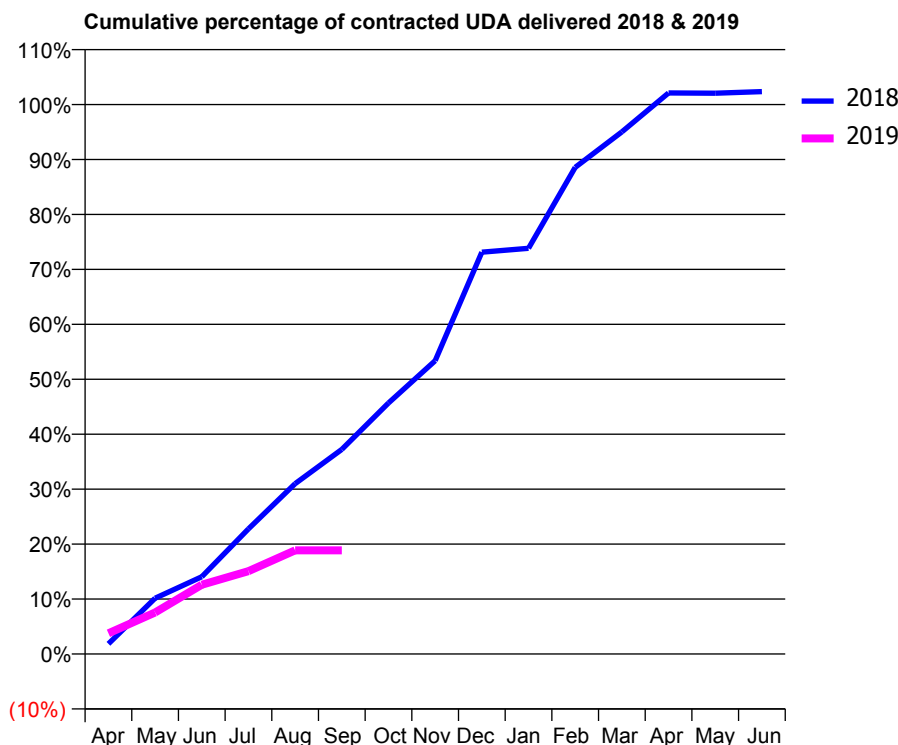
18/19 Contracted general activity (UDA)	12,000
Carry forward general activity (UDA)	-211
18/19 Contracted orthodontic activity (UOA)	0
Carry forward orthodontic activity (UOA)	0
Baseline contract value	£309,084.11

ACCESS*

Patients seen in 24 months	Total	Change since previous quarter
Quarter ending September 2017	3,452	
Quarter ending December 2017	3,481	→
Quarter ending March 2018	3,443	↓
Quarter ending June 2018	3,394	↓
Quarter ending September 2018	3,312	↓
Variance since September 2017	(4.1%)	↓



ACTIVITY



Month	Adjusted Scheduled Activity (UDA)	
	2018	2019
April	168	454
May	915	908
June	1,265	1,512
July	2,050	1,810
August	2,790	2,263
September	3,352	2,263
October	4,111	
November	4,804	
December	6,582	
January	6,644	
February	7,971	
March	8,552	
April	9,189	
May	9,184	
June	9,211	

QUALITY

	Quantity	Base Number	Contract	LHB	Wales
% of FP17s for the same patient ID Re-attending within 3 months - Children	17	304	5.6%	8.0%	10.9%
% of FP17s for the same patient ID Re-attending within 3 months - Adults	116	1,170	9.9%	11.7%	15.6%
% of FP17s for the same patient ID Re-attending between 3 & 9 months - Children	188	304	61.8%	55.7%	59.4%
% of FP17s for the same patient ID Re-attending between 3 & 9 months - Adults	701	1,170	59.9%	51.0%	55.5%
% of FP17s for Band 1 Urgent Courses	112	1,208	9.3%	8.3%	8.9%
% of FP17s Relating to Free Repair or Replacements	1	1,208	0.1%	0.5%	0.7%
% of FP17s Relating to Continuations	0	1,208	0.0%	0.8%	0.7%
% of Patients satisfied with the dentistry they have received	17	19	89.5%	91.9%	93.6%
% of Patients satisfied with the time they had to wait for an appointment	18	19	94.7%	87.4%	88.1%

* This is based on patients treated on this contract for their most recent course of treatment. Figures in italics indicate the base number of FP17s or Patient Questionnaire responses are less than 100. N/A is shown where the base number of responses is less than 10 during the period. % is calculated as Quantity/Base number*100

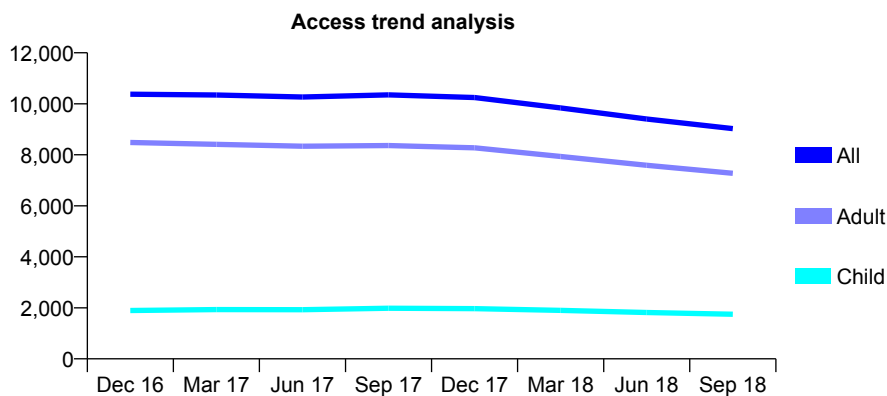
7A2 - Vital Signs At a Glance Contract Report for 112488/0001 - September 2018

Name or company name	Integrated Dental Holdings
Contract type name	GDS Contract
Purpose of contract	General
Contract start date	01/04/2006
Contract end date	

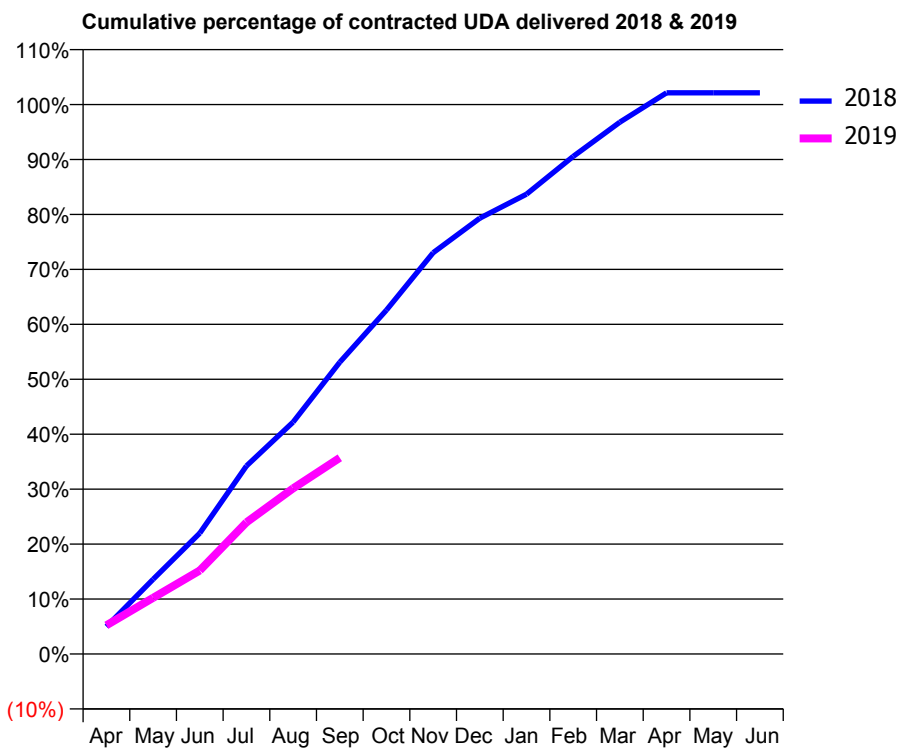
18/19 Contracted general activity (UDA)	25,000
Carry forward general activity (UDA)	-462
18/19 Contracted orthodontic activity (UOA)	0
Carry forward orthodontic activity (UOA)	0
Baseline contract value	£579,590.28

ACCESS*

Patients seen in 24 months	Total	Change since previous quarter
Quarter ending September 2017	10,348	
Quarter ending December 2017	10,245	→
Quarter ending March 2018	9,838	↓
Quarter ending June 2018	9,402	↓
Quarter ending September 2018	9,026	↓
Variance since September 2017	(12.8%)	↓



ACTIVITY



Adjusted Scheduled Activity (UDA)		
Month	2018	2019
April	1,088	1,309
May	2,973	2,558
June	4,805	3,804
July	7,477	5,991
August	9,225	7,536
September	11,604	8,927
October	13,677	
November	15,956	
December	17,333	
January	18,283	
February	19,787	
March	21,148	
April	22,313	
May	22,312	
June	22,312	

QUALITY

	Quantity	Base Number	Contract	LHB	Wales
% of FP17s for the same patient ID Re-attending within 3 months - Children	14	1,083	1.3%	8.0%	10.9%
% of FP17s for the same patient ID Re-attending within 3 months - Adults	216	4,562	4.7%	11.7%	15.6%
% of FP17s for the same patient ID Re-attending between 3 & 9 months - Children	583	1,083	53.8%	55.7%	59.4%
% of FP17s for the same patient ID Re-attending between 3 & 9 months - Adults	2,903	4,562	63.6%	51.0%	55.5%
% of FP17s for Band 1 Urgent Courses	101	4,918	2.1%	8.3%	8.9%
% of FP17s Relating to Free Repair or Replacements	31	4,918	0.6%	0.5%	0.7%
% of FP17s Relating to Continuations	25	4,918	0.5%	0.8%	0.7%
% of Patients satisfied with the dentistry they have received	23	24	95.8%	91.9%	93.6%
% of Patients satisfied with the time they had to wait for an appointment	17	24	70.8%	87.4%	88.1%

* This is based on patients treated on this contract for their most recent course of treatment. Figures in italics indicate the base number of FP17s or Patient Questionnaire responses are less than 100. N/A is shown where the base number of responses is less than 10 during the period. % is calculated as Quantity/Base number*100

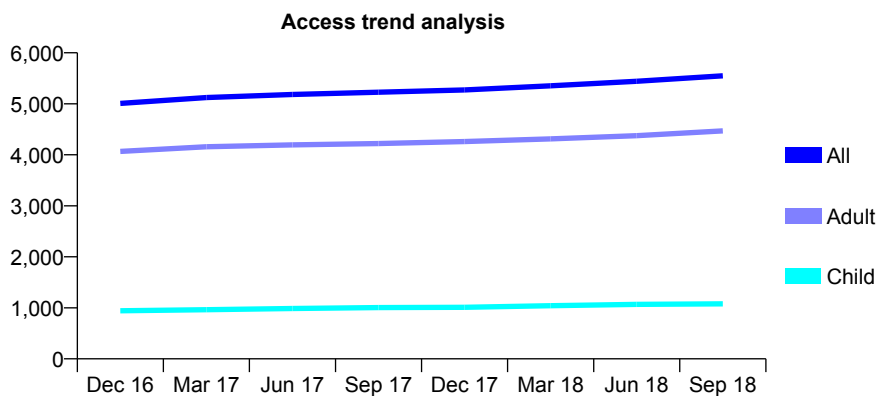
7A2 - Vital Signs At a Glance Contract Report for 116300/0001 - September 2018

Name or company name	Whitecross Dental Care Ltd
Contract type name	GDS Contract
Purpose of contract	General
Contract start date	01/11/2006
Contract end date	

18/19 Contracted general activity (UDA)	15,000
Carry forward general activity (UDA)	0
18/19 Contracted orthodontic activity (UOA)	0
Carry forward orthodontic activity (UOA)	0
Baseline contract value	£355,088.78

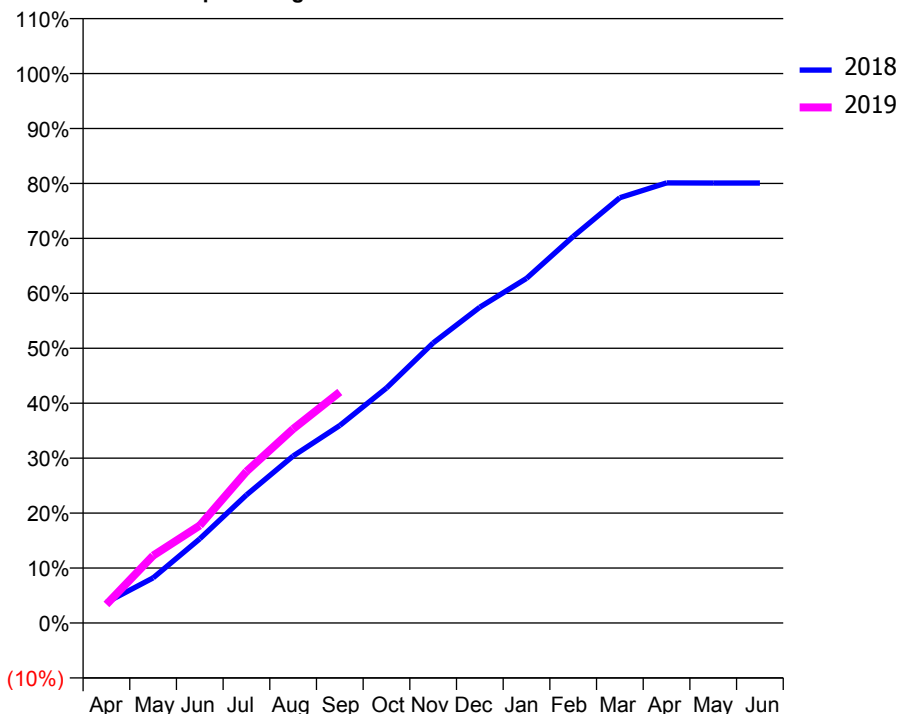
ACCESS*

Patients seen in 24 months	Total	Change since previous quarter
Quarter ending September 2017	5,227	
Quarter ending December 2017	5,271	→
Quarter ending March 2018	5,354	→
Quarter ending June 2018	5,443	→
Quarter ending September 2018	5,549	→
Variance since September 2017	6.2%	↑



ACTIVITY

Cumulative percentage of contracted UDA delivered 2018 & 2019



Adjusted Scheduled Activity (UDA)

Month	2018	2019
April	563	508
May	1,231	1,839
June	2,298	2,663
July	3,498	4,136
August	4,559	5,297
September	5,394	6,307
October	6,417	
November	7,646	
December	8,622	
January	9,406	
February	10,550	
March	11,609	
April	12,013	
May	12,012	
June	12,012	

QUALITY

	Quantity	Base Number	Contract	LHB	Wales
% of FP17s for the same patient ID Re-attending within 3 months - Children	19	662	2.9%	8.0%	10.9%
% of FP17s for the same patient ID Re-attending within 3 months - Adults	113	2,742	4.1%	11.7%	15.6%
% of FP17s for the same patient ID Re-attending between 3 & 9 months - Children	150	662	22.7%	55.7%	59.4%
% of FP17s for the same patient ID Re-attending between 3 & 9 months - Adults	569	2,742	20.8%	51.0%	55.5%
% of FP17s for Band 1 Urgent Courses	49	3,205	1.5%	8.3%	8.9%
% of FP17s Relating to Free Repair or Replacements	21	3,205	0.7%	0.5%	0.7%
% of FP17s Relating to Continuations	25	3,205	0.8%	0.8%	0.7%
% of Patients satisfied with the dentistry they have received	14	15	93.3%	91.9%	93.6%
% of Patients satisfied with the time they had to wait for an appointment	10	15	66.7%	87.4%	88.1%

* This is based on patients treated on this contract for their most recent course of treatment. Figures in italics indicate the base number of FP17s or Patient Questionnaire responses are less than 100. N/A is shown where the base number of responses is less than 10 during the period. % is calculated as Quantity/Base number*100

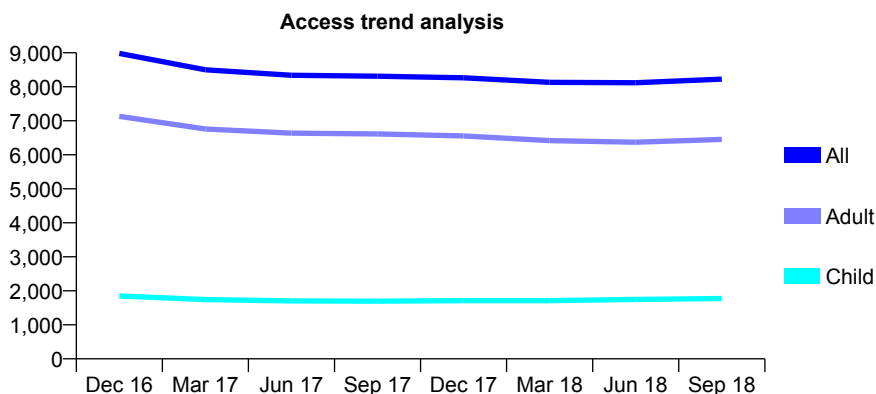
7A2 - Vital Signs At a Glance Contract Report for 116300/002 - September 2018

Name or company name	Whitecross Dental Care Ltd
Contract type name	GDS Contract
Purpose of contract	General
Contract start date	21/11/2007
Contract end date	

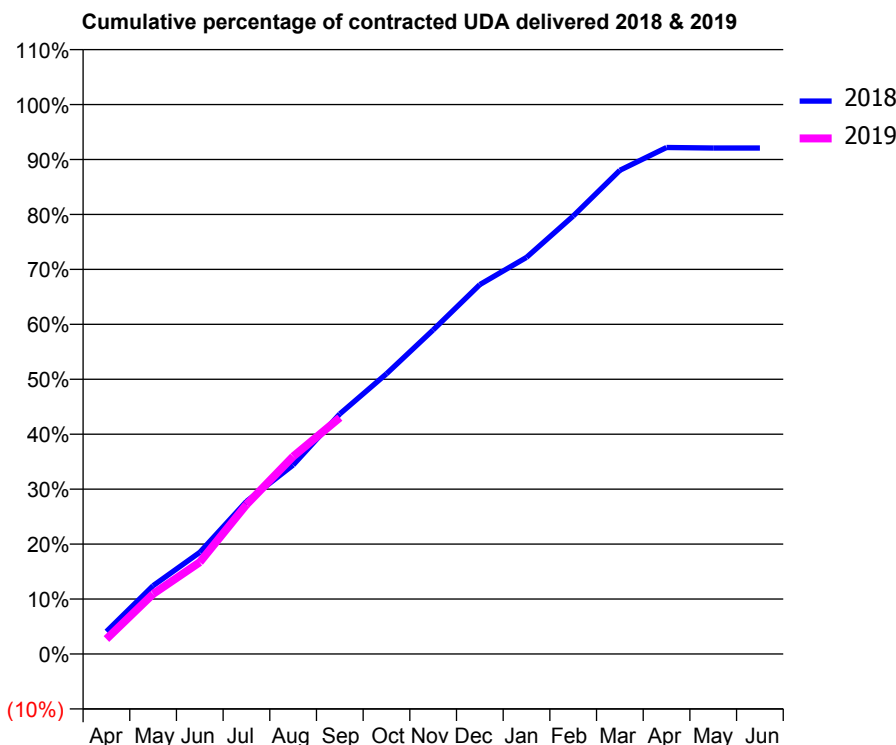
18/19 Contracted general activity (UDA)	26,504
Carry forward general activity (UDA)	0
18/19 Contracted orthodontic activity (UOA)	0
Carry forward orthodontic activity (UOA)	0
Baseline contract value	£579,108.37

ACCESS*

Patients seen in 24 months	Total	Change since previous quarter
Quarter ending September 2017	8,312	
Quarter ending December 2017	8,266	→
Quarter ending March 2018	8,131	↓
Quarter ending June 2018	8,120	→
Quarter ending September 2018	8,227	→
Variance since September 2017	(1.0%)	↓



ACTIVITY



Month	Adjusted Scheduled Activity (UDA)	
	2018	2019
April	1,025	720
May	3,108	2,897
June	4,628	4,430
July	6,943	7,208
August	8,601	9,532
September	10,927	11,403
October	12,754	
November	14,750	
December	16,813	
January	18,046	
February	19,929	
March	22,010	
April	23,048	
May	23,027	
June	23,025	

QUALITY

	Quantity	Base Number	Contract	LHB	Wales
% of FP17s for the same patient ID Re-attending within 3 months - Children	54	1,258	4.3%	8.0%	10.9%
% of FP17s for the same patient ID Re-attending within 3 months - Adults	336	4,047	8.3%	11.7%	15.6%
% of FP17s for the same patient ID Re-attending between 3 & 9 months - Children	552	1,258	43.9%	55.7%	59.4%
% of FP17s for the same patient ID Re-attending between 3 & 9 months - Adults	1,582	4,047	39.1%	51.0%	55.5%
% of FP17s for Band 1 Urgent Courses	156	5,023	3.1%	8.3%	8.9%
% of FP17s Relating to Free Repair or Replacements	37	5,023	0.7%	0.5%	0.7%
% of FP17s Relating to Continuations	72	5,023	1.4%	0.8%	0.7%
% of Patients satisfied with the dentistry they have received	61	63	96.8%	91.9%	93.6%
% of Patients satisfied with the time they had to wait for an appointment	56	63	88.9%	87.4%	88.1%

* This is based on patients treated on this contract for their most recent course of treatment. Figures in italics indicate the base number of FP17s or Patient Questionnaire responses are less than 100. N/A is shown where the base number of responses is less than 10 during the period. % is calculated as Quantity/Base number*100

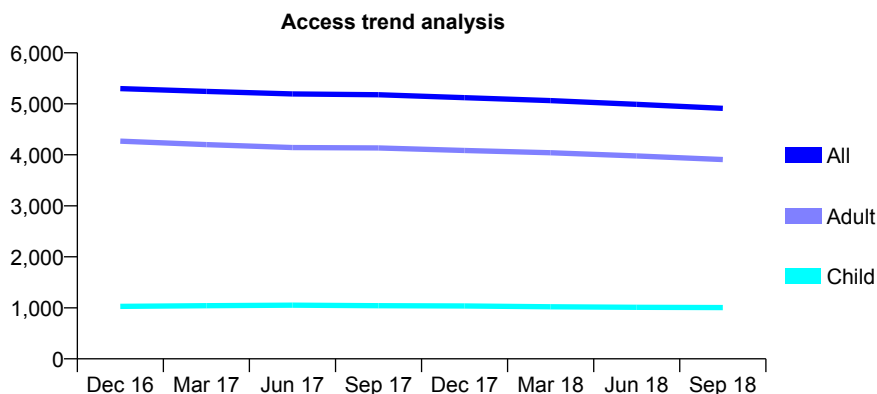
7A2 - Vital Signs At a Glance Contract Report for 116300/0003 - September 2018

Name or company name	Whitecross Dental Care Ltd
Contract type name	GDS Contract
Purpose of contract	General
Contract start date	01/03/2008
Contract end date	

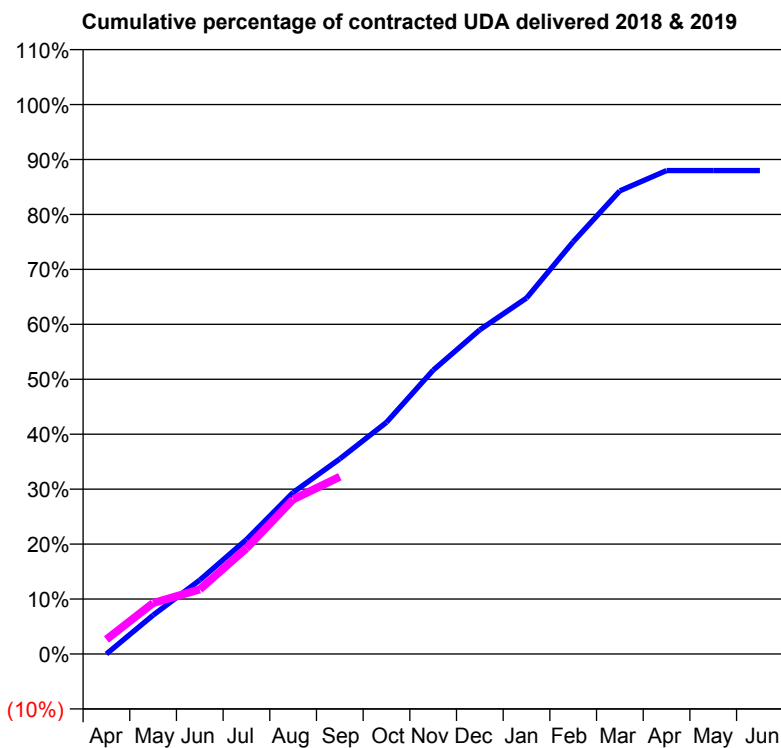
18/19 Contracted general activity (UDA)	15,957
Carry forward general activity (UDA)	0
18/19 Contracted orthodontic activity (UOA)	0
Carry forward orthodontic activity (UOA)	0
Baseline contract value	£491,234.50

ACCESS*

Patients seen in 24 months	Total	Change since previous quarter
Quarter ending September 2017	5,178	
Quarter ending December 2017	5,121	↓
Quarter ending March 2018	5,062	↓
Quarter ending June 2018	4,990	↓
Quarter ending September 2018	4,911	↓
Variance since September 2017	(5.2%)	↓



ACTIVITY



Month	Adjusted Scheduled Activity (UDA)	
	2018	2019
April	-3	425
May	1,127	1,480
June	2,149	1,875
July	3,326	3,074
August	4,692	4,490
September	5,667	5,147
October	6,729	
November	8,243	
December	9,414	
January	10,336	
February	11,973	
March	13,449	
April	14,039	
May	14,039	
June	14,039	

QUALITY

	Quantity	Base Number	Contract	LHB	Wales
% of FP17s for the same patient ID Re-attending within 3 months - Children	19	435	4.4%	8.0%	10.9%
% of FP17s for the same patient ID Re-attending within 3 months - Adults	175	1,756	10.0%	11.7%	15.6%
% of FP17s for the same patient ID Re-attending between 3 & 9 months - Children	102	435	23.4%	55.7%	59.4%
% of FP17s for the same patient ID Re-attending between 3 & 9 months - Adults	495	1,756	28.2%	51.0%	55.5%
% of FP17s for Band 1 Urgent Courses	24	1,975	1.2%	8.3%	8.9%
% of FP17s Relating to Free Repair or Replacements	13	1,975	0.7%	0.5%	0.7%
% of FP17s Relating to Continuations	42	1,975	2.1%	0.8%	0.7%
% of Patients satisfied with the dentistry they have received	22	22	100.0%	91.9%	93.6%
% of Patients satisfied with the time they had to wait for an appointment	22	22	100.0%	87.4%	88.1%

* This is based on patients treated on this contract for their most recent course of treatment. Figures in italics indicate the base number of FP17s or Patient Questionnaire responses are less than 100. N/A is shown where the base number of responses is less than 10 during the period. % is calculated as Quantity/Base number*100

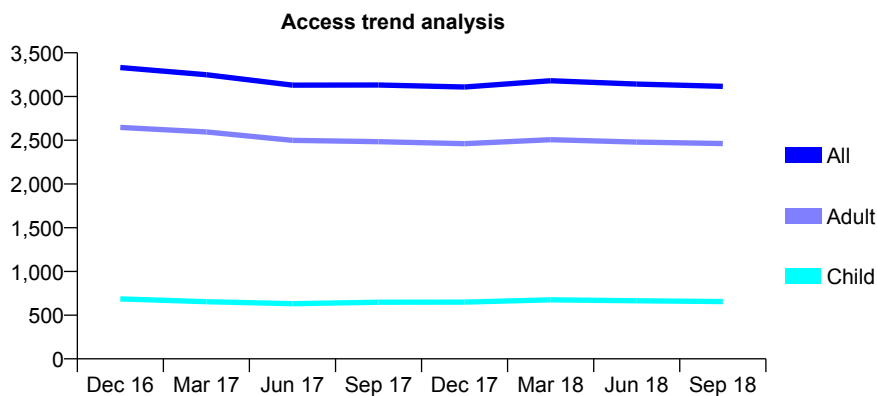
7A2 - Vital Signs At a Glance Contract Report for 117226/0001 - September 2018

Name or company name	Coastrock Ltd & Blackrock Ltd
Contract type name	GDS Contract
Purpose of contract	General
Contract start date	01/10/2012
Contract end date	

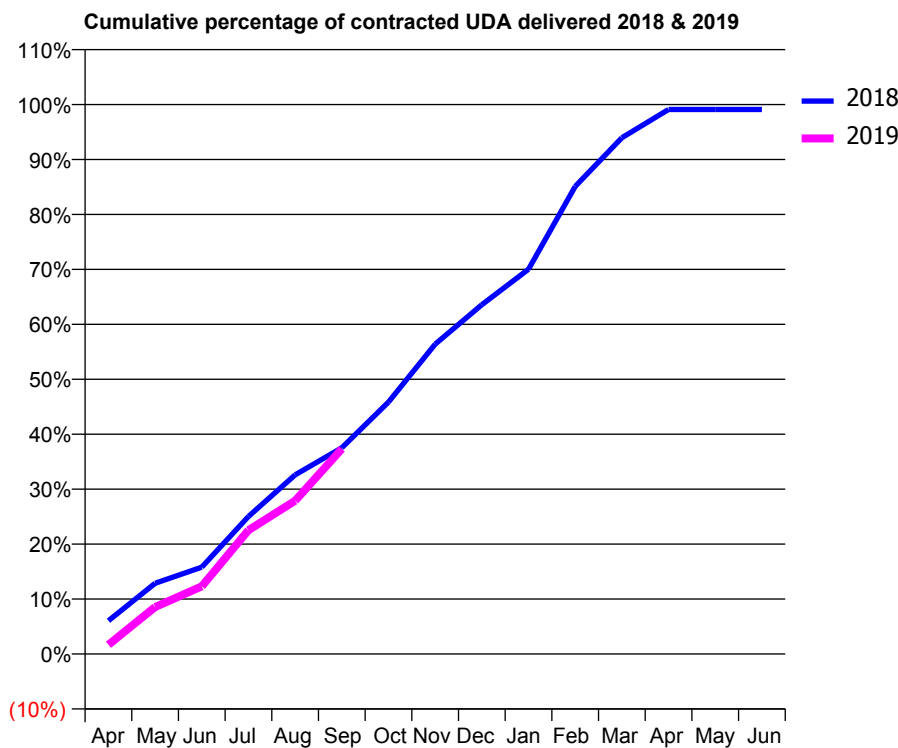
18/19 Contracted general activity (UDA)	8,223
Carry forward general activity (UDA)	74
18/19 Contracted orthodontic activity (UOA)	0
Carry forward orthodontic activity (UOA)	0
Baseline contract value	£241,049.39

ACCESS*

Patients seen in 24 months	Total	Change since previous quarter
Quarter ending September 2017	3,131	
Quarter ending December 2017	3,109	→
Quarter ending March 2018	3,181	↑
Quarter ending June 2018	3,143	↓
Quarter ending September 2018	3,117	→
Variance since September 2017	(0.4%)	→



ACTIVITY



Month	Adjusted Scheduled Activity (UDA)	
	2018	2019
April	497	138
May	1,059	704
June	1,299	1,012
July	2,058	1,853
August	2,681	2,294
September	3,087	3,070
October	3,770	
November	4,637	
December	5,227	
January	5,759	
February	6,997	
March	7,726	
April	8,149	
May	8,149	
June	8,149	

QUALITY

	Quantity	Base Number	Contract	LHB	Wales
% of FP17s for the same patient ID Re-attending within 3 months - Children	34	547	6.2%	8.0%	10.9%
% of FP17s for the same patient ID Re-attending within 3 months - Adults	134	1,722	7.8%	11.7%	15.6%
% of FP17s for the same patient ID Re-attending between 3 & 9 months - Children	347	547	63.4%	55.7%	59.4%
% of FP17s for the same patient ID Re-attending between 3 & 9 months - Adults	1,083	1,722	62.9%	51.0%	55.5%
% of FP17s for Band 1 Urgent Courses	306	2,023	15.1%	8.3%	8.9%
% of FP17s Relating to Free Repair or Replacements	1	2,023	0.0%	0.5%	0.7%
% of FP17s Relating to Continuations	5	2,023	0.2%	0.8%	0.7%
% of Patients satisfied with the dentistry they have received	6	7	N/A	91.9%	93.6%
% of Patients satisfied with the time they had to wait for an appointment	6	7	N/A	87.4%	88.1%

* This is based on patients treated on this contract for their most recent course of treatment. Figures in italics indicate the base number of FP17s or Patient Questionnaire responses are less than 100. N/A is shown where the base number of responses is less than 10 during the period. % is calculated as Quantity/Base number*100

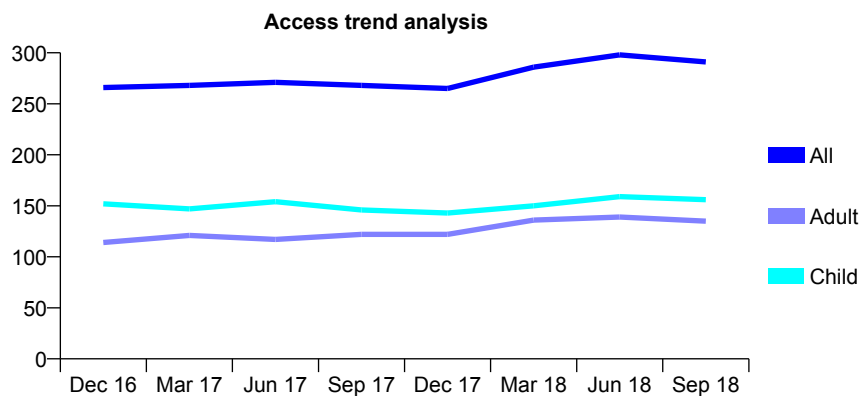
7A2 - Vital Signs At a Glance Contract Report for 119172/0001 - September 2018

Name or company name	D M Snape, M Shaw & H Foley
Contract type name	GDS Contract
Purpose of contract	General
Contract start date	01/03/2007
Contract end date	

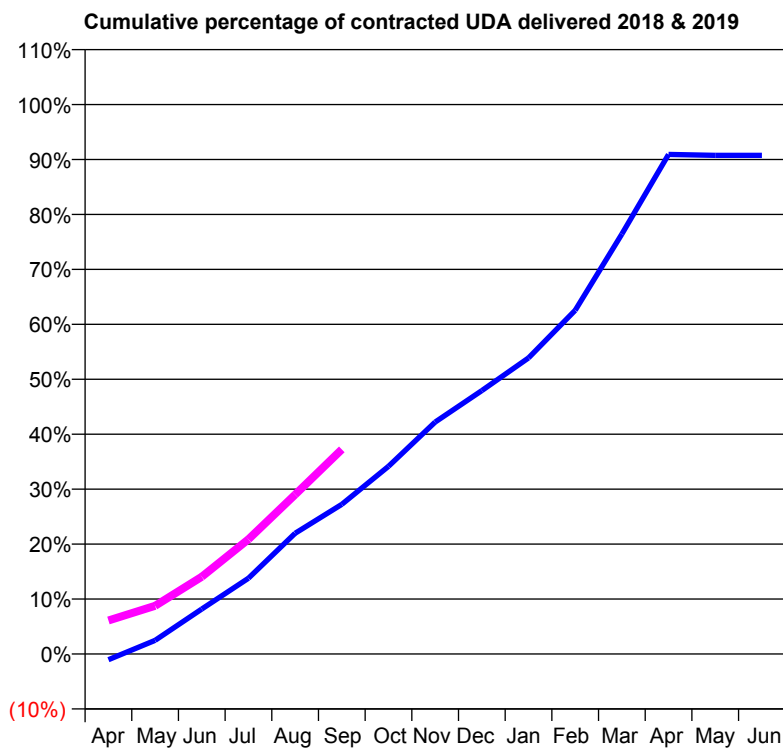
18/19 Contracted general activity (UDA)	650
Carry forward general activity (UDA)	0
18/19 Contracted orthodontic activity (UOA)	0
Carry forward orthodontic activity (UOA)	0
Baseline contract value	£18,159.45

ACCESS*

Patients seen in 24 months	Total	Change since previous quarter
Quarter ending September 2017	268	
Quarter ending December 2017	265	↓
Quarter ending March 2018	286	↑
Quarter ending June 2018	298	↑
Quarter ending September 2018	291	↓
Variance since September 2017	8.6%	↑



ACTIVITY



Month	Adjusted Scheduled Activity (UDA)	
	2018	2019
April	-7	40
May	16	57
June	53	91
July	90	136
August	143	189
September	177	242
October	222	
November	274	
December	312	
January	350	
February	407	
March	497	
April	591	
May	590	
June	590	

QUALITY

	Quantity	Base Number	Contract	LHB	Wales
% of FP17s for the same patient ID Re-attending within 3 months - Children	11	130	8.5%	8.0%	10.9%
% of FP17s for the same patient ID Re-attending within 3 months - Adults	7	74	9.5%	11.7%	15.6%
% of FP17s for the same patient ID Re-attending between 3 & 9 months - Children	72	130	55.4%	55.7%	59.4%
% of FP17s for the same patient ID Re-attending between 3 & 9 months - Adults	36	74	48.6%	51.0%	55.5%
% of FP17s for Band 1 Urgent Courses	15	177	8.5%	8.3%	8.9%
% of FP17s Relating to Free Repair or Replacements	0	177	0.0%	0.5%	0.7%
% of FP17s Relating to Continuations	0	177	0.0%	0.8%	0.7%
% of Patients satisfied with the dentistry they have received	1	1	N/A	91.9%	93.6%
% of Patients satisfied with the time they had to wait for an appointment	1	1	N/A	87.4%	88.1%

* This is based on patients treated on this contract for their most recent course of treatment. Figures in italics indicate the base number of FP17s or Patient Questionnaire responses are less than 100. N/A is shown where the base number of responses is less than 10 during the period. % is calculated as Quantity/Base number*100

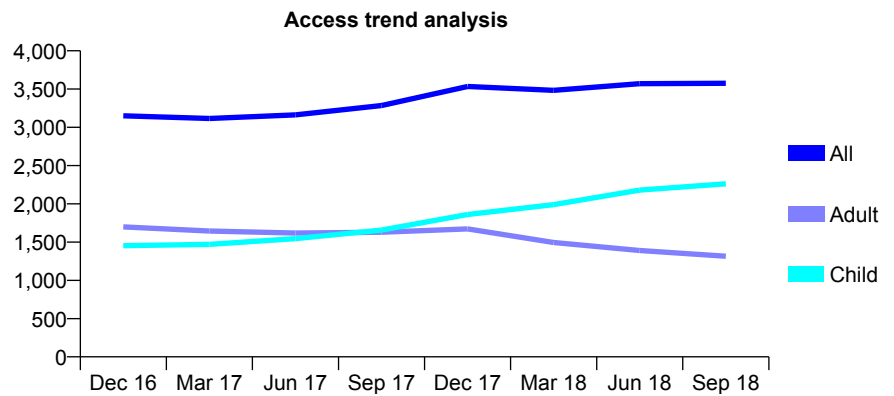
7A2 - Vital Signs At a Glance Contract Report for 123919/0001 - September 2018

Name or company name	Avenue Villa Dental Surgery
Contract type name	GDS Contract
Purpose of contract	General
Contract start date	01/12/2013
Contract end date	

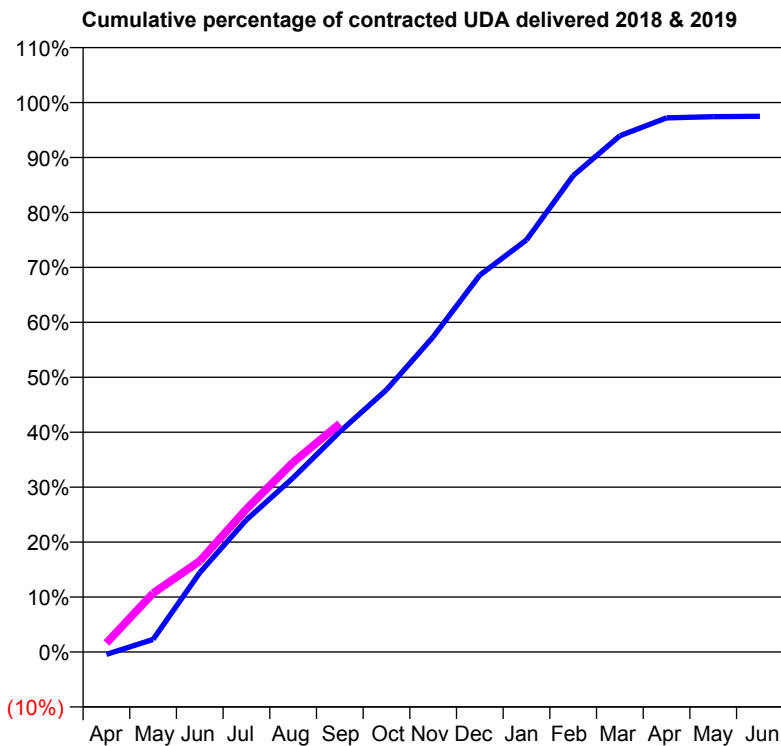
18/19 Contracted general activity (UDA)	9,000
Carry forward general activity (UDA)	226
18/19 Contracted orthodontic activity (UOA)	0
Carry forward orthodontic activity (UOA)	0
Baseline contract value	£266,042.77

ACCESS*

Patients seen in 24 months	Total	Change since previous quarter
Quarter ending September 2017	3,285	
Quarter ending December 2017	3,533	↑
Quarter ending March 2018	3,484	↓
Quarter ending June 2018	3,570	↑
Quarter ending September 2018	3,576	→
Variance since September 2017	8.9%	↑



ACTIVITY



Month	Adjusted Scheduled Activity (UDA)	
	2018	2019
April	-41	148
May	206	965
June	1,301	1,491
July	2,165	2,341
August	2,854	3,108
September	3,610	3,741
October	4,294	
November	5,161	
December	6,174	
January	6,749	
February	7,803	
March	8,455	
April	8,748	
May	8,768	
June	8,774	

QUALITY

	Quantity	Base Number	Contract	LHB	Wales
% of FP17s for the same patient ID Re-attending within 3 months - Children	106	1,817	5.8%	8.0%	10.9%
% of FP17s for the same patient ID Re-attending within 3 months - Adults	79	743	10.6%	11.7%	15.6%
% of FP17s for the same patient ID Re-attending between 3 & 9 months - Children	1,008	1,817	55.5%	55.7%	59.4%
% of FP17s for the same patient ID Re-attending between 3 & 9 months - Adults	381	743	51.3%	51.0%	55.5%
% of FP17s for Band 1 Urgent Courses	136	2,386	5.7%	8.3%	8.9%
% of FP17s Relating to Free Repair or Replacements	0	2,386	0.0%	0.5%	0.7%
% of FP17s Relating to Continuations	0	2,386	0.0%	0.8%	0.7%
% of Patients satisfied with the dentistry they have received	16	20	80.0%	91.9%	93.6%
% of Patients satisfied with the time they had to wait for an appointment	16	20	80.0%	87.4%	88.1%

* This is based on patients treated on this contract for their most recent course of treatment. Figures in italics indicate the base number of FP17s or Patient Questionnaire responses are less than 100. N/A is shown where the base number of responses is less than 10 during the period. % is calculated as Quantity/Base number*100

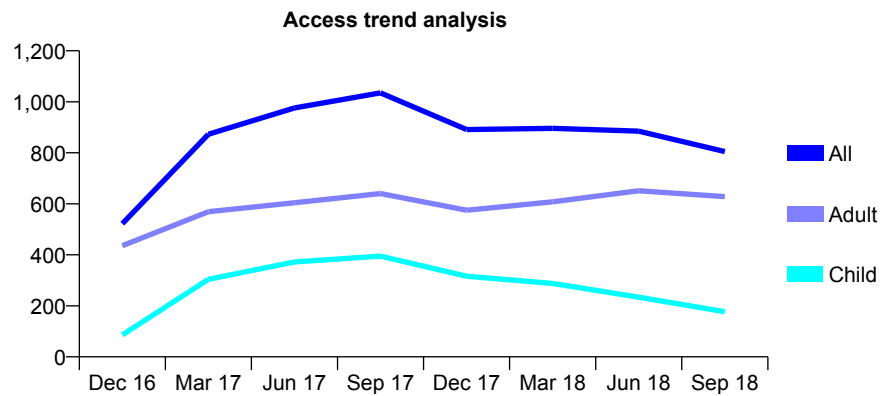
7A2 - Vital Signs At a Glance Contract Report for 123919/0002 - September 2018

Name or company name	Avenue Villa Dental Surgery
Contract type name	GDS Contract
Purpose of contract	General
Contract start date	01/12/2013
Contract end date	

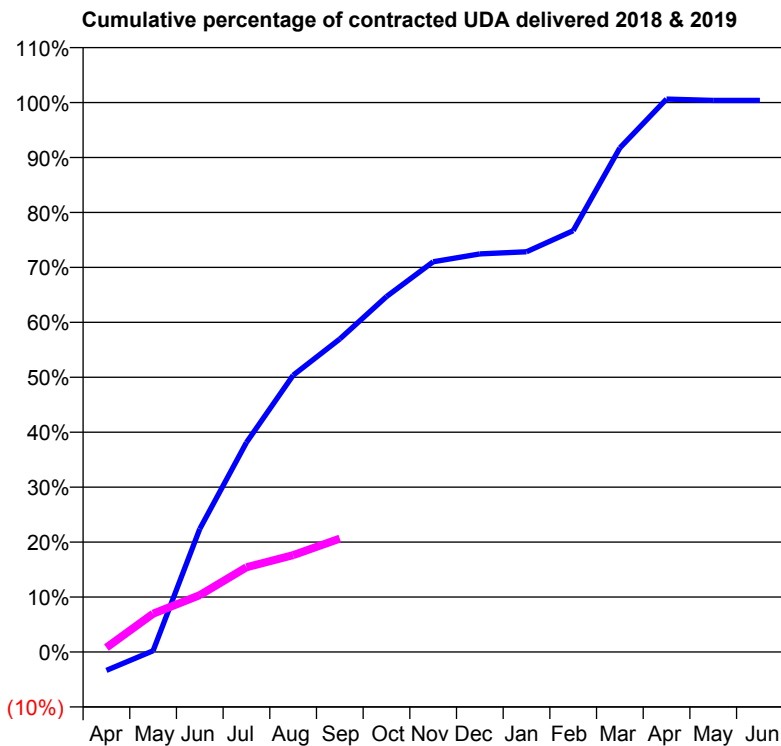
18/19 Contracted general activity (UDA)	2,463
Carry forward general activity (UDA)	-9
18/19 Contracted orthodontic activity (UOA)	0
Carry forward orthodontic activity (UOA)	0
Baseline contract value	£72,807.03

ACCESS*

Patients seen in 24 months	Total	Change since previous quarter
Quarter ending September 2017	1,035	
Quarter ending December 2017	891	↓
Quarter ending March 2018	896	→
Quarter ending June 2018	885	↓
Quarter ending September 2018	805	↓
Variance since September 2017	(22.2%)	↓



ACTIVITY



Adjusted Scheduled Activity (UDA)		
Month	2018	2019
April	-83	20
May	5	172
June	552	255
July	939	380
August	1,241	434
September	1,403	508
October	1,593	
November	1,749	
December	1,784	
January	1,794	
February	1,888	
March	2,260	
April	2,478	
May	2,472	
June	2,472	

QUALITY

	Quantity	Base Number	Contract	LHB	Wales
% of FP17s for the same patient ID Re-attending within 3 months - Children	2	48	4.2%	8.0%	10.9%
% of FP17s for the same patient ID Re-attending within 3 months - Adults	3	145	2.1%	11.7%	15.6%
% of FP17s for the same patient ID Re-attending between 3 & 9 months - Children	1	48	2.1%	55.7%	59.4%
% of FP17s for the same patient ID Re-attending between 3 & 9 months - Adults	1	145	0.7%	51.0%	55.5%
% of FP17s for Band 1 Urgent Courses	1	126	0.8%	8.3%	8.9%
% of FP17s Relating to Free Repair or Replacements	0	126	0.0%	0.5%	0.7%
% of FP17s Relating to Continuations	0	126	0.0%	0.8%	0.7%
% of Patients satisfied with the dentistry they have received	2	2	N/A	91.9%	93.6%
% of Patients satisfied with the time they had to wait for an appointment	1	2	N/A	87.4%	88.1%

* This is based on patients treated on this contract for their most recent course of treatment. Figures in italics indicate the base number of FP17s or Patient Questionnaire responses are less than 100. N/A is shown where the base number of responses is less than 10 during the period. % is calculated as Quantity/Base number*100

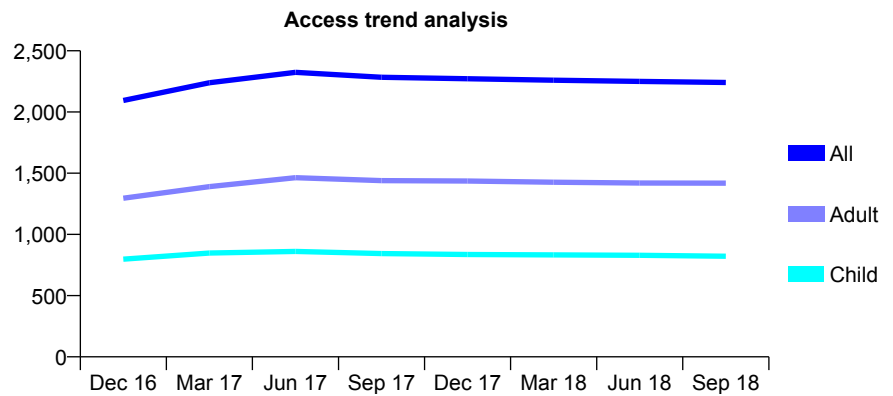
7A2 - Vital Signs At a Glance Contract Report for 134007/0001 - September 2018

Name or company name	Cross Hands Dental Care Ltd
Contract type name	GDS Contract
Purpose of contract	General
Contract start date	01/07/2015
Contract end date	

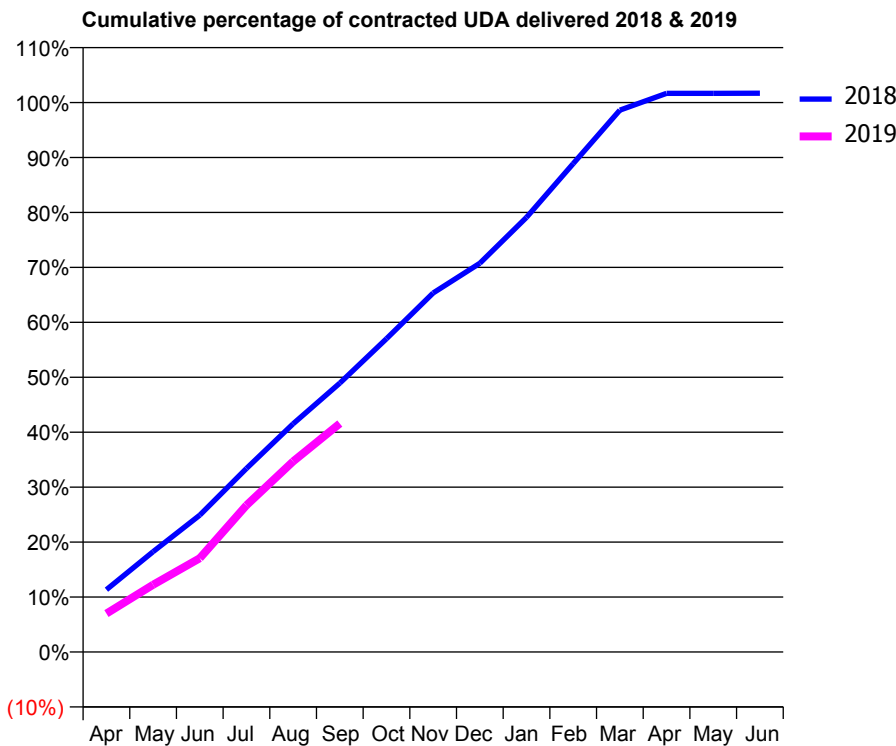
18/19 Contracted general activity (UDA)	5,000
Carry forward general activity (UDA)	-85
18/19 Contracted orthodontic activity (UOA)	0
Carry forward orthodontic activity (UOA)	0
Baseline contract value	£126,902.84

ACCESS*

Patients seen in 24 months	Total	Change since previous quarter
Quarter ending September 2017	2,284	
Quarter ending December 2017	2,272	→
Quarter ending March 2018	2,260	→
Quarter ending June 2018	2,250	→
Quarter ending September 2018	2,241	→
Variance since September 2017	(1.9%)	↓



ACTIVITY



Month	Adjusted Scheduled Activity (UDA)	
	2018	2019
April	568	350
May	913	612
June	1,246	853
July	1,670	1,335
August	2,077	1,734
September	2,446	2,080
October	2,851	
November	3,266	
December	3,538	
January	3,955	
February	4,444	
March	4,931	
April	5,083	
May	5,083	
June	5,085	

QUALITY

	Quantity	Base Number	Contract	LHB	Wales
% of FP17s for the same patient ID Re-attending within 3 months - Children	49	574	8.5%	8.0%	10.9%
% of FP17s for the same patient ID Re-attending within 3 months - Adults	113	823	13.7%	11.7%	15.6%
% of FP17s for the same patient ID Re-attending between 3 & 9 months - Children	321	574	55.9%	55.7%	59.4%
% of FP17s for the same patient ID Re-attending between 3 & 9 months - Adults	360	823	43.7%	51.0%	55.5%
% of FP17s for Band 1 Urgent Courses	308	1,299	23.7%	8.3%	8.9%
% of FP17s Relating to Free Repair or Replacements	3	1,299	0.2%	0.5%	0.7%
% of FP17s Relating to Continuations	4	1,299	0.3%	0.8%	0.7%
% of Patients satisfied with the dentistry they have received	5	5	N/A	91.9%	93.6%
% of Patients satisfied with the time they had to wait for an appointment	5	5	N/A	87.4%	88.1%

* This is based on patients treated on this contract for their most recent course of treatment. Figures in italics indicate the base number of FP17s or Patient Questionnaire responses are less than 100. N/A is shown where the base number of responses is less than 10 during the period. % is calculated as Quantity/Base number*100

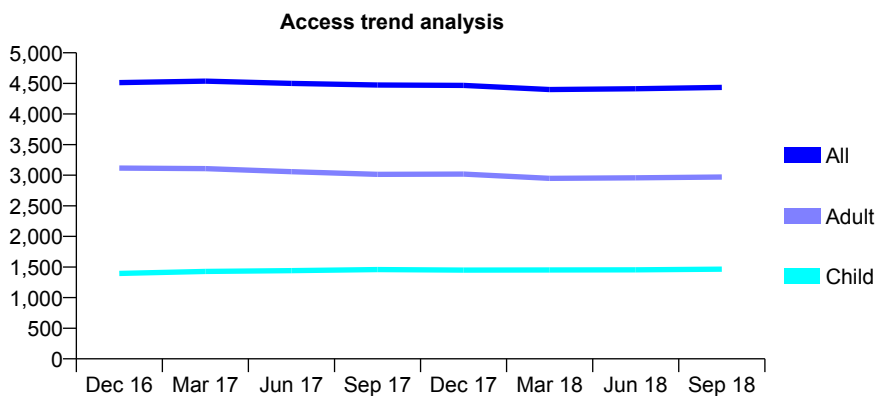
7A2 - Vital Signs At a Glance Contract Report for 134104/0001 - September 2018

Name or company name	Murray Street Dental Practice Ltd
Contract type name	GDS Contract
Purpose of contract	General
Contract start date	01/10/2009
Contract end date	

18/19 Contracted general activity (UDA)	10,600
Carry forward general activity (UDA)	440
18/19 Contracted orthodontic activity (UOA)	0
Carry forward orthodontic activity (UOA)	0
Baseline contract value	£299,335.15

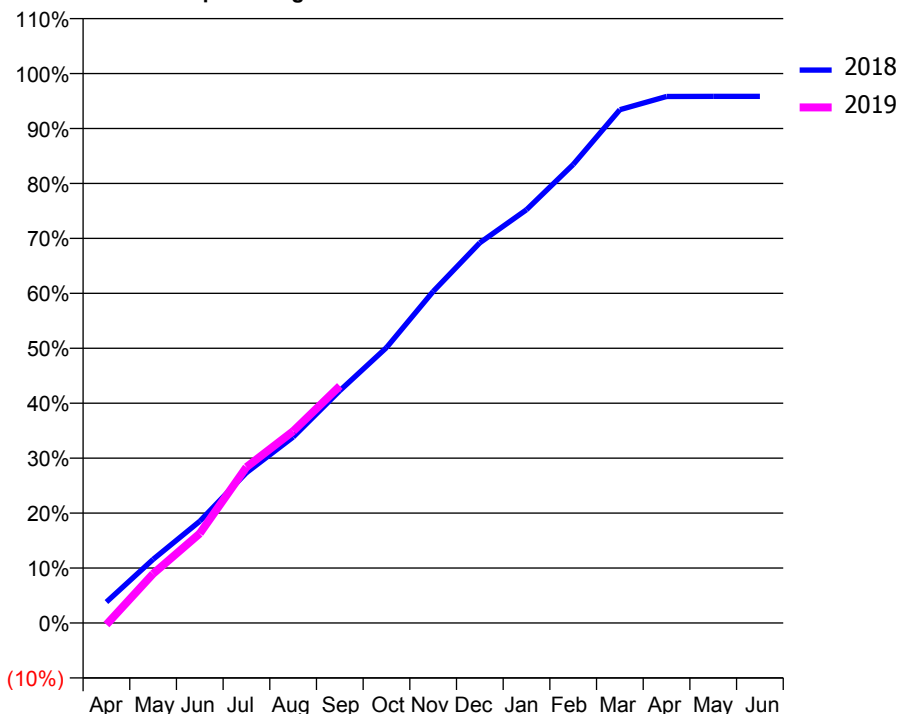
ACCESS*

Patients seen in 24 months	Total	Change since previous quarter
Quarter ending September 2017	4,474	
Quarter ending December 2017	4,468	→
Quarter ending March 2018	4,400	↓
Quarter ending June 2018	4,412	→
Quarter ending September 2018	4,435	→
Variance since September 2017	(0.9%)	→



ACTIVITY

Cumulative percentage of contracted UDA delivered 2018 & 2019



Month	Adjusted Scheduled Activity (UDA)	
	2018	2019
April	405	-32
May	1,227	950
June	1,965	1,727
July	2,900	3,009
August	3,587	3,701
September	4,482	4,571
October	5,313	
November	6,397	
December	7,335	
January	7,973	
February	8,844	
March	9,902	
April	10,156	
May	10,159	
June	10,160	

QUALITY

	Quantity	Base Number	Contract	LHB	Wales
% of FP17s for the same patient ID Re-attending within 3 months - Children	71	1,114	6.4%	8.0%	10.9%
% of FP17s for the same patient ID Re-attending within 3 months - Adults	251	1,759	14.3%	11.7%	15.6%
% of FP17s for the same patient ID Re-attending between 3 & 9 months - Children	615	1,114	55.2%	55.7%	59.4%
% of FP17s for the same patient ID Re-attending between 3 & 9 months - Adults	617	1,759	35.1%	51.0%	55.5%
% of FP17s for Band 1 Urgent Courses	514	2,706	19.0%	8.3%	8.9%
% of FP17s Relating to Free Repair or Replacements	2	2,706	0.1%	0.5%	0.7%
% of FP17s Relating to Continuations	4	2,706	0.1%	0.8%	0.7%
% of Patients satisfied with the dentistry they have received	28	32	87.5%	91.9%	93.6%
% of Patients satisfied with the time they had to wait for an appointment	28	32	87.5%	87.4%	88.1%

* This is based on patients treated on this contract for their most recent course of treatment. Figures in italics indicate the base number of FP17s or Patient Questionnaire responses are less than 100. N/A is shown where the base number of responses is less than 10 during the period. % is calculated as Quantity/Base number*100

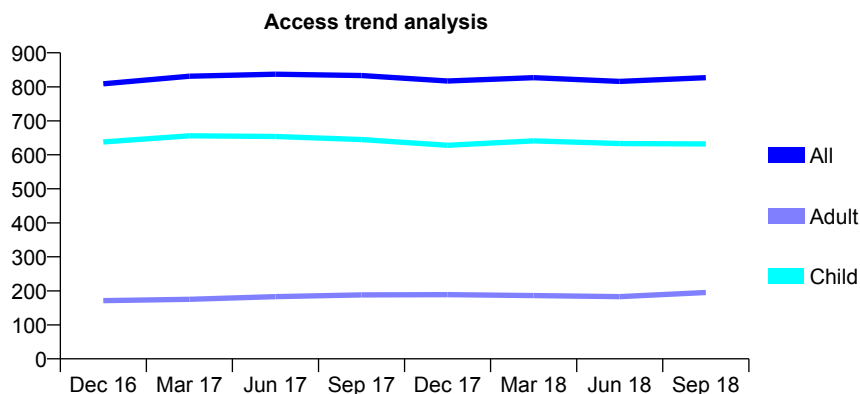
7A2 - Vital Signs At a Glance Contract Report for 137480/0001 - September 2018

Name or company name	Vergam Dental Practice Limited
Contract type name	GDS Contract
Purpose of contract	General
Contract start date	01/04/2008
Contract end date	

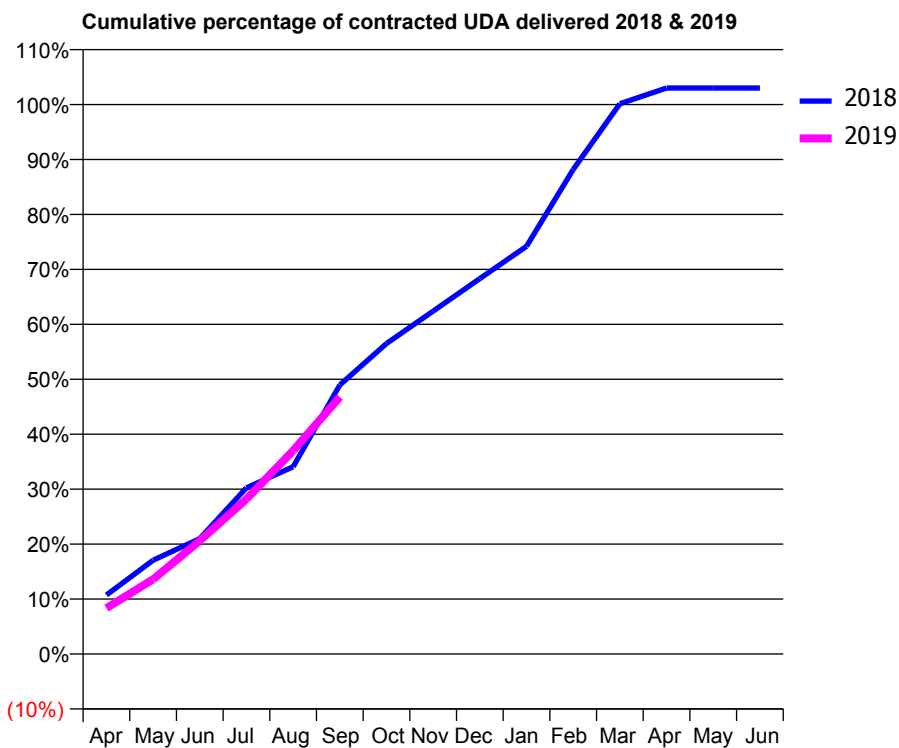
18/19 Contracted general activity (UDA)	1,512
Carry forward general activity (UDA)	-45
18/19 Contracted orthodontic activity (UOA)	0
Carry forward orthodontic activity (UOA)	0
Baseline contract value	£49,287.55

ACCESS*

Patients seen in 24 months	Total	Change since previous quarter
Quarter ending September 2017	833	
Quarter ending December 2017	817	↓
Quarter ending March 2018	827	→
Quarter ending June 2018	816	↓
Quarter ending September 2018	827	→
Variance since September 2017	(0.7%)	→



ACTIVITY



Month	Adjusted Scheduled Activity (UDA)	
	2018	2019
April	162	126
May	258	206
June	317	312
July	457	426
August	515	560
September	740	707
October	854	
November	943	
December	1,033	
January	1,122	
February	1,333	
March	1,514	
April	1,557	
May	1,557	
June	1,557	

QUALITY

	Quantity	Base Number	Contract	LHB	Wales
% of FP17s for the same patient ID Re-attending within 3 months - Children	38	520	7.3%	8.0%	10.9%
% of FP17s for the same patient ID Re-attending within 3 months - Adults	3	55	5.5%	11.7%	15.6%
% of FP17s for the same patient ID Re-attending between 3 & 9 months - Children	359	520	69.0%	55.7%	59.4%
% of FP17s for the same patient ID Re-attending between 3 & 9 months - Adults	5	55	9.1%	51.0%	55.5%
% of FP17s for Band 1 Urgent Courses	67	533	12.6%	8.3%	8.9%
% of FP17s Relating to Free Repair or Replacements	0	533	0.0%	0.5%	0.7%
% of FP17s Relating to Continuations	0	533	0.0%	0.8%	0.7%
% of Patients satisfied with the dentistry they have received	2	2	N/A	91.9%	93.6%
% of Patients satisfied with the time they had to wait for an appointment	2	2	N/A	87.4%	88.1%

* This is based on patients treated on this contract for their most recent course of treatment. Figures in italics indicate the base number of FP17s or Patient Questionnaire responses are less than 100. N/A is shown where the base number of responses is less than 10 during the period. % is calculated as Quantity/Base number*100

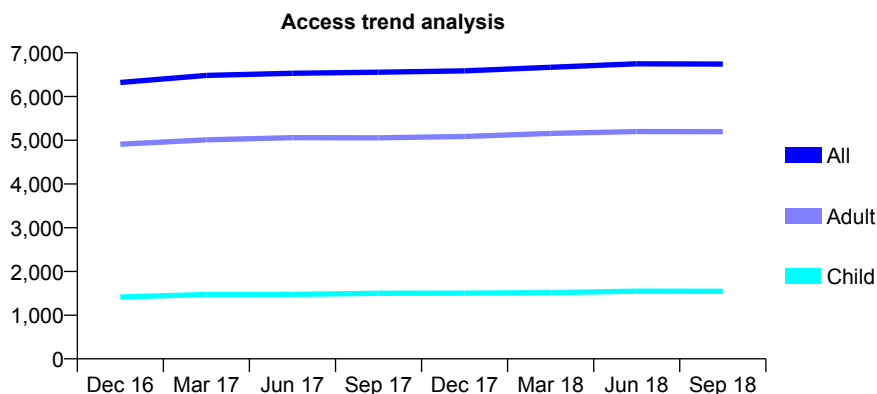
7A2 - Vital Signs At a Glance Contract Report for 153613/0001 - September 2018

Name or company name	Llannon Dental Care Ltd
Contract type name	GDS Contract
Purpose of contract	General
Contract start date	01/11/2014
Contract end date	

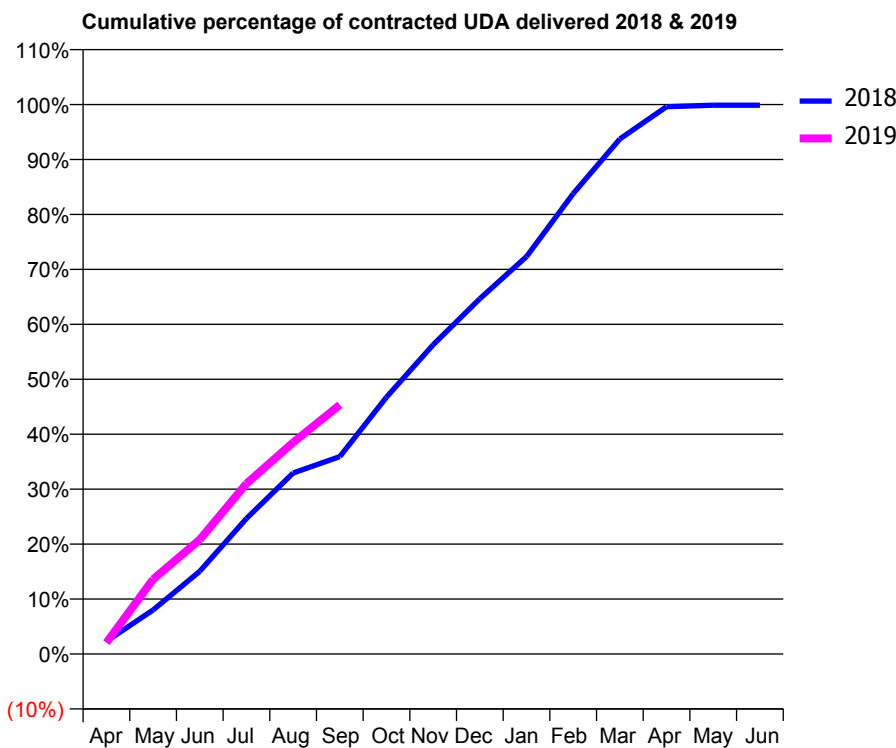
18/19 Contracted general activity (UDA)	16,457
Carry forward general activity (UDA)	0
18/19 Contracted orthodontic activity (UOA)	0
Carry forward orthodontic activity (UOA)	0
Baseline contract value	£434,637.93

ACCESS*

Patients seen in 24 months	Total	Change since previous quarter
Quarter ending September 2017	6,556	
Quarter ending December 2017	6,587	→
Quarter ending March 2018	6,669	→
Quarter ending June 2018	6,748	→
Quarter ending September 2018	6,741	→
Variance since September 2017	2.8%	↑



ACTIVITY



Month	Adjusted Scheduled Activity (UDA)	
	2018	2019
April	381	340
May	1,321	2,239
June	2,479	3,430
July	4,059	5,105
August	5,423	6,336
September	5,912	7,462
October	7,694	
November	9,264	
December	10,642	
January	11,902	
February	13,790	
March	15,424	
April	16,392	
May	16,435	
June	16,435	

QUALITY

	Quantity	Base Number	Contract	LHB	Wales
% of FP17s for the same patient ID Re-attending within 3 months - Children	122	1,177	10.4%	8.0%	10.9%
% of FP17s for the same patient ID Re-attending within 3 months - Adults	527	3,869	13.6%	11.7%	15.6%
% of FP17s for the same patient ID Re-attending between 3 & 9 months - Children	631	1,177	53.6%	55.7%	59.4%
% of FP17s for the same patient ID Re-attending between 3 & 9 months - Adults	2,170	3,869	56.1%	51.0%	55.5%
% of FP17s for Band 1 Urgent Courses	524	4,515	11.6%	8.3%	8.9%
% of FP17s Relating to Free Repair or Replacements	80	4,515	1.8%	0.5%	0.7%
% of FP17s Relating to Continuations	34	4,515	0.8%	0.8%	0.7%
% of Patients satisfied with the dentistry they have received	23	23	100.0%	91.9%	93.6%
% of Patients satisfied with the time they had to wait for an appointment	21	23	91.3%	87.4%	88.1%

* This is based on patients treated on this contract for their most recent course of treatment. Figures in italics indicate the base number of FP17s or Patient Questionnaire responses are less than 100. N/A is shown where the base number of responses is less than 10 during the period. % is calculated as Quantity/Base number*100

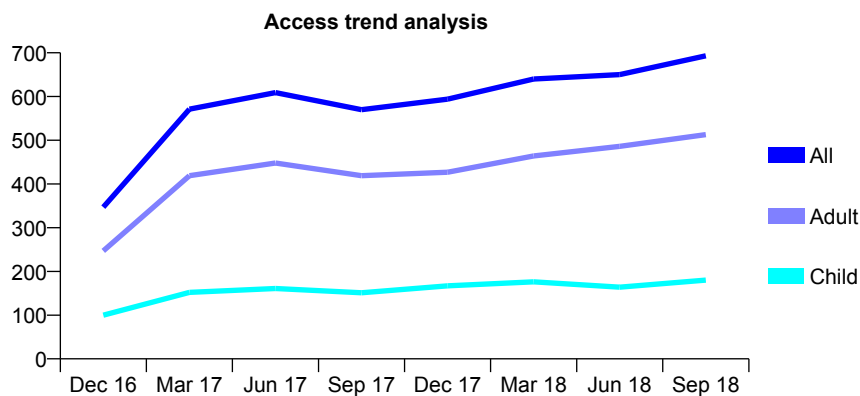
7A2 - Vital Signs At a Glance Contract Report for 153613/0002 - September 2018

Name or company name	Llannon Dental Care Ltd
Contract type name	GDS Contract
Purpose of contract	General
Contract start date	01/11/2014
Contract end date	

18/19 Contracted general activity (UDA)	2,000
Carry forward general activity (UDA)	0
18/19 Contracted orthodontic activity (UOA)	0
Carry forward orthodontic activity (UOA)	0
Baseline contract value	£66,515.07

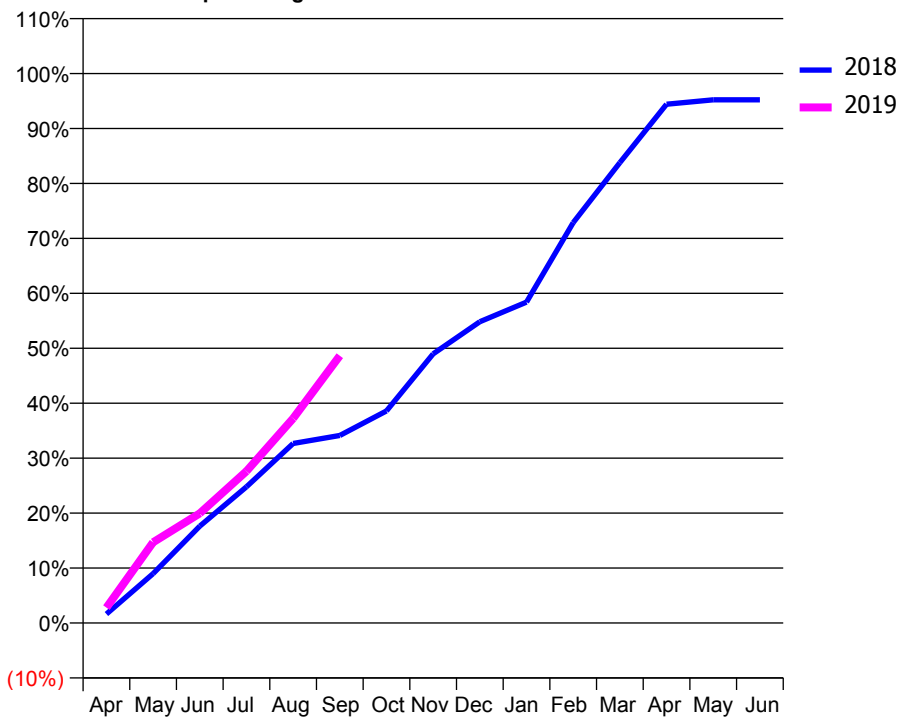
ACCESS*

Patients seen in 24 months	Total	Change since previous quarter
Quarter ending September 2017	570	
Quarter ending December 2017	594	↑
Quarter ending March 2018	640	↑
Quarter ending June 2018	650	→
Quarter ending September 2018	693	↑
Variance since September 2017	21.6%	↑



ACTIVITY

Cumulative percentage of contracted UDA delivered 2018 & 2019



Adjusted Scheduled Activity (UDA)

Month	2018	2019
April	33	56
May	180	294
June	352	399
July	496	552
August	654	745
September	683	973
October	772	
November	980	
December	1,097	
January	1,168	
February	1,457	
March	1,675	
April	1,888	
May	1,904	
June	1,904	

QUALITY

	Quantity	Base Number	Contract	LHB	Wales
% of FP17s for the same patient ID Re-attending within 3 months - Children	0	92	0.0%	8.0%	10.9%
% of FP17s for the same patient ID Re-attending within 3 months - Adults	1	280	0.4%	11.7%	15.6%
% of FP17s for the same patient ID Re-attending between 3 & 9 months - Children	0	92	0.0%	55.7%	59.4%
% of FP17s for the same patient ID Re-attending between 3 & 9 months - Adults	0	280	0.0%	51.0%	55.5%
% of FP17s for Band 1 Urgent Courses	4	311	1.3%	8.3%	8.9%
% of FP17s Relating to Free Repair or Replacements	0	311	0.0%	0.5%	0.7%
% of FP17s Relating to Continuations	0	311	0.0%	0.8%	0.7%
% of Patients satisfied with the dentistry they have received	4	4	N/A	91.9%	93.6%
% of Patients satisfied with the time they had to wait for an appointment	4	4	N/A	87.4%	88.1%

* This is based on patients treated on this contract for their most recent course of treatment. Figures in italics indicate the base number of FP17s or Patient Questionnaire responses are less than 100. N/A is shown where the base number of responses is less than 10 during the period. % is calculated as Quantity/Base number*100

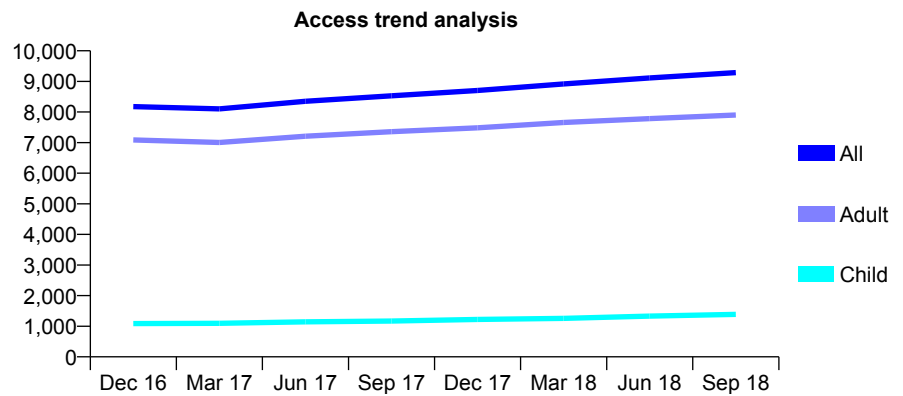
7A2 - Vital Signs At a Glance Contract Report for 157066/0001 - September 2018

Name or company name	Intergrated Dental Holdings
Contract type name	GDS Contract
Purpose of contract	General
Contract start date	01/04/2006
Contract end date	

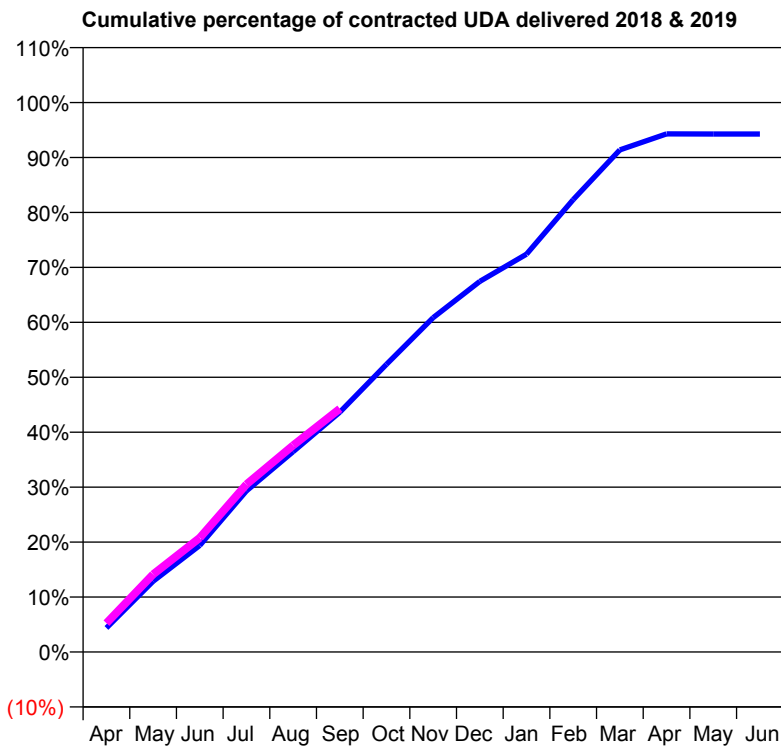
18/19 Contracted general activity (UDA)	33,500
Carry forward general activity (UDA)	0
18/19 Contracted orthodontic activity (UOA)	0
Carry forward orthodontic activity (UOA)	0
Baseline contract value	£776,650.96

ACCESS*

Patients seen in 24 months	Total	Change since previous quarter
Quarter ending September 2017	8,529	
Quarter ending December 2017	8,705	↑
Quarter ending March 2018	8,917	↑
Quarter ending June 2018	9,114	↑
Quarter ending September 2018	9,289	→
Variance since September 2017	8.9%	↑



ACTIVITY



Month	Adjusted Scheduled Activity (UDA)	
	2018	2019
April	1,312	1,759
May	3,853	4,738
June	5,806	6,965
July	8,776	10,222
August	10,911	12,597
September	13,068	14,828
October	15,676	
November	18,215	
December	20,189	
January	21,672	
February	24,646	
March	27,356	
April	28,226	
May	28,216	
June	28,216	

QUALITY

	Quantity	Base Number	Contract	LHB	Wales
% of FP17s for the same patient ID Re-attending within 3 months - Children	55	1,070	5.1%	8.0%	10.9%
% of FP17s for the same patient ID Re-attending within 3 months - Adults	529	5,880	9.0%	11.7%	15.6%
% of FP17s for the same patient ID Re-attending between 3 & 9 months - Children	552	1,070	51.6%	55.7%	59.4%
% of FP17s for the same patient ID Re-attending between 3 & 9 months - Adults	3,526	5,880	60.0%	51.0%	55.5%
% of FP17s for Band 1 Urgent Courses	446	6,558	6.8%	8.3%	8.9%
% of FP17s Relating to Free Repair or Replacements	27	6,558	0.4%	0.5%	0.7%
% of FP17s Relating to Continuations	28	6,558	0.4%	0.8%	0.7%
% of Patients satisfied with the dentistry they have received	61	64	95.3%	91.9%	93.6%
% of Patients satisfied with the time they had to wait for an appointment	56	64	87.5%	87.4%	88.1%

* This is based on patients treated on this contract for their most recent course of treatment. Figures in italics indicate the base number of FP17s or Patient Questionnaire responses are less than 100. N/A is shown where the base number of responses is less than 10 during the period. % is calculated as Quantity/Base number*100

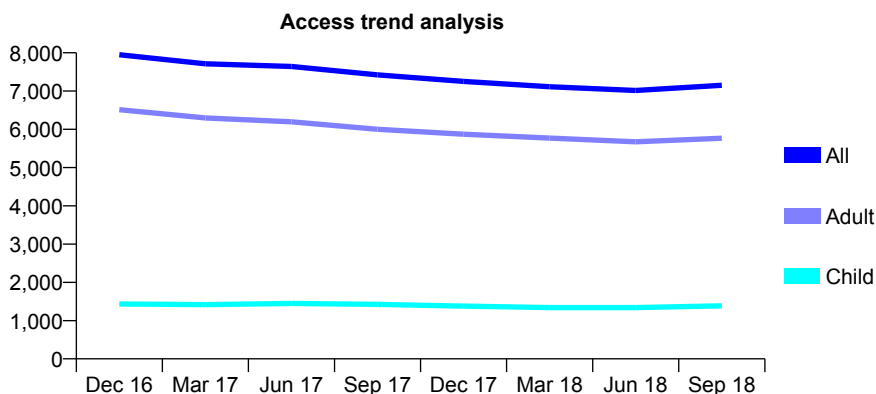
7A2 - Vital Signs At a Glance Contract Report for 158194/0006 - September 2018

Name or company name	Denticare Ltd
Contract type name	GDS Contract
Purpose of contract	General
Contract start date	01/04/2006
Contract end date	

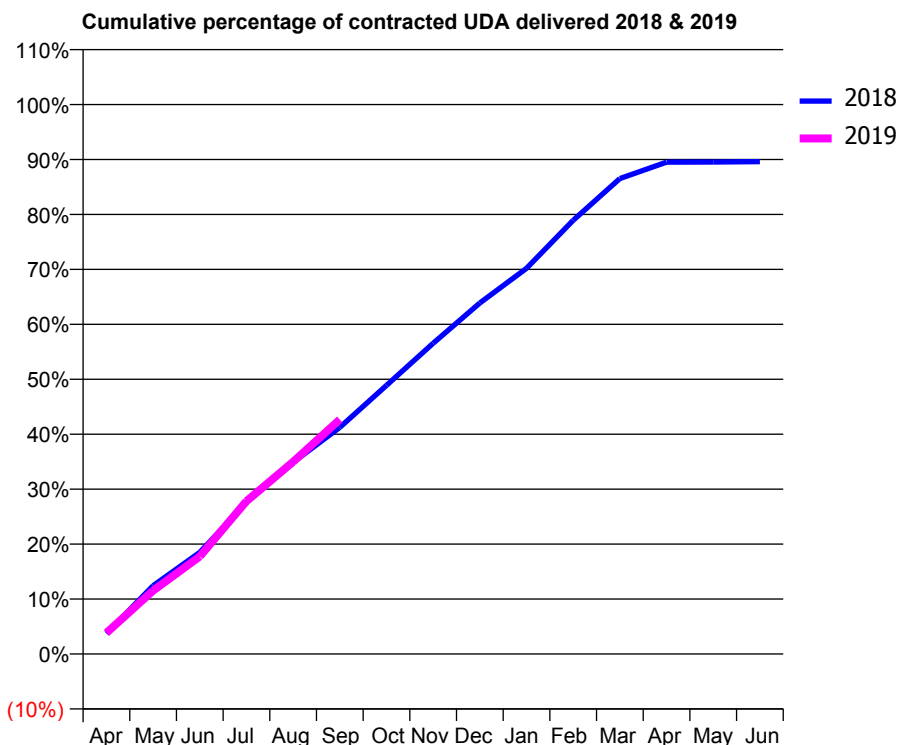
18/19 Contracted general activity (UDA)	23,362
Carry forward general activity (UDA)	0
18/19 Contracted orthodontic activity (UOA)	0
Carry forward orthodontic activity (UOA)	0
Baseline contract value	£654,416.95

ACCESS*

Patients seen in 24 months	Total	Change since previous quarter
Quarter ending September 2017	7,423	
Quarter ending December 2017	7,252	↓
Quarter ending March 2018	7,114	↓
Quarter ending June 2018	7,015	↓
Quarter ending September 2018	7,152	→
Variance since September 2017	(3.7%)	↓



ACTIVITY



Month	Adjusted Scheduled Activity (UDA)	
	2018	2019
April	873	901
May	2,906	2,695
June	4,322	4,145
July	6,437	6,501
August	8,151	8,170
September	9,637	9,969
October	11,419	
November	13,211	
December	14,928	
January	16,398	
February	18,438	
March	20,214	
April	20,911	
May	20,920	
June	20,935	

QUALITY

	Quantity	Base Number	Contract	LHB	Wales
% of FP17s for the same patient ID Re-attending within 3 months - Children	59	1,085	5.4%	8.0%	10.9%
% of FP17s for the same patient ID Re-attending within 3 months - Adults	452	4,326	10.4%	11.7%	15.6%
% of FP17s for the same patient ID Re-attending between 3 & 9 months - Children	617	1,085	56.9%	55.7%	59.4%
% of FP17s for the same patient ID Re-attending between 3 & 9 months - Adults	2,465	4,326	57.0%	51.0%	55.5%
% of FP17s for Band 1 Urgent Courses	298	5,092	5.9%	8.3%	8.9%
% of FP17s Relating to Free Repair or Replacements	7	5,092	0.1%	0.5%	0.7%
% of FP17s Relating to Continuations	51	5,092	1.0%	0.8%	0.7%
% of Patients satisfied with the dentistry they have received	59	66	89.4%	91.9%	93.6%
% of Patients satisfied with the time they had to wait for an appointment	56	66	84.8%	87.4%	88.1%

* This is based on patients treated on this contract for their most recent course of treatment. Figures in italics indicate the base number of FP17s or Patient Questionnaire responses are less than 100. N/A is shown where the base number of responses is less than 10 during the period. % is calculated as Quantity/Base number*100

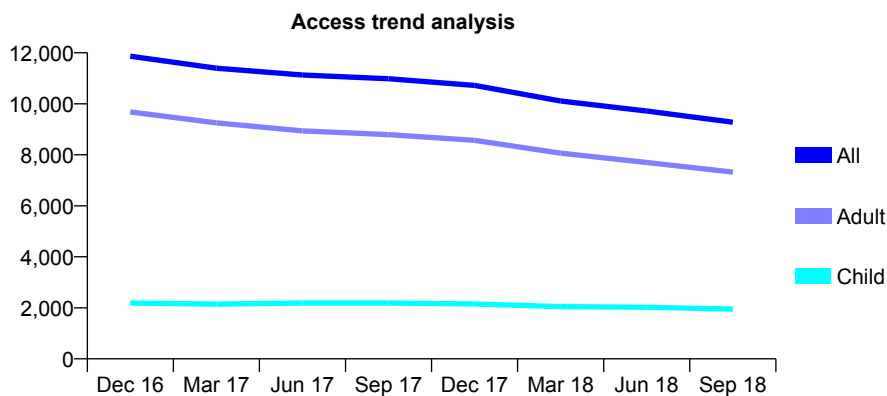
7A2 - Vital Signs At a Glance Contract Report for 158194/0012 - September 2018

Name or company name	Denticare Ltd
Contract type name	GDS Contract
Purpose of contract	General
Contract start date	02/08/2006
Contract end date	

18/19 Contracted general activity (UDA)	33,000
Carry forward general activity (UDA)	0
18/19 Contracted orthodontic activity (UOA)	0
Carry forward orthodontic activity (UOA)	0
Baseline contract value	£924,396.82

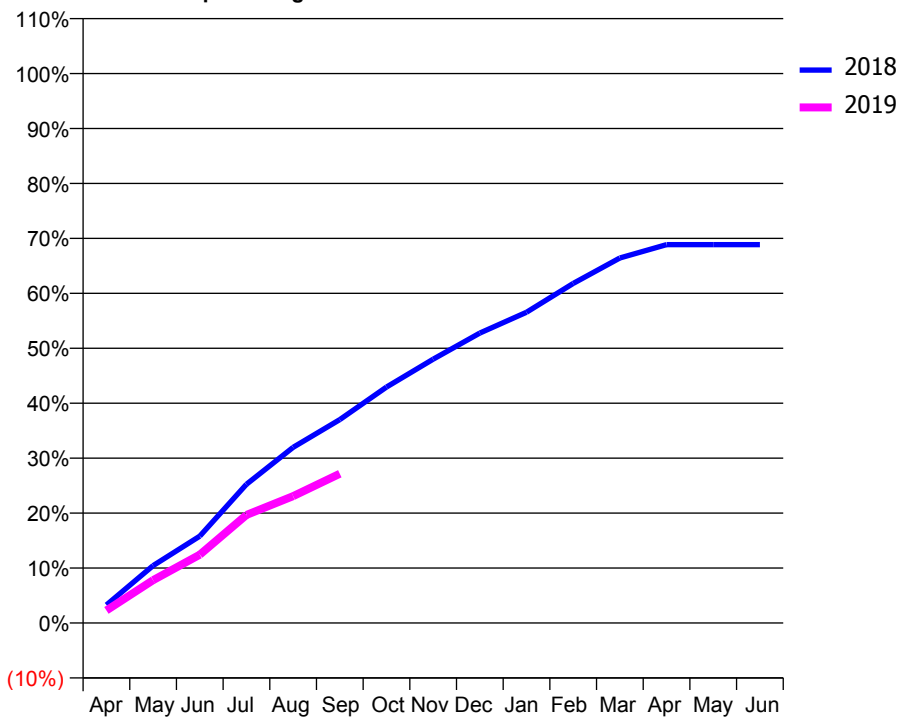
ACCESS*

Patients seen in 24 months	Total	Change since previous quarter
Quarter ending September 2017	10,982	
Quarter ending December 2017	10,721	↓
Quarter ending March 2018	10,111	↓
Quarter ending June 2018	9,719	↓
Quarter ending September 2018	9,277	↓
Variance since September 2017	(15.5%)	↓



ACTIVITY

Cumulative percentage of contracted UDA delivered 2018 & 2019



Month	Adjusted Scheduled Activity (UDA)	
	2018	2019
April	1,088	754
May	3,449	2,571
June	5,215	4,108
July	8,335	6,487
August	10,550	7,621
September	12,217	8,967
October	14,168	
November	15,844	
December	17,410	
January	18,665	
February	20,391	
March	21,921	
April	22,721	
May	22,720	
June	22,721	

QUALITY

	Quantity	Base Number	Contract	LHB	Wales
% of FP17s for the same patient ID Re-attending within 3 months - Children	49	1,078	4.5%	8.0%	10.9%
% of FP17s for the same patient ID Re-attending within 3 months - Adults	364	3,968	9.2%	11.7%	15.6%
% of FP17s for the same patient ID Re-attending between 3 & 9 months - Children	345	1,078	32.0%	55.7%	59.4%
% of FP17s for the same patient ID Re-attending between 3 & 9 months - Adults	1,654	3,968	41.7%	51.0%	55.5%
% of FP17s for Band 1 Urgent Courses	344	4,627	7.4%	8.3%	8.9%
% of FP17s Relating to Free Repair or Replacements	5	4,627	0.1%	0.5%	0.7%
% of FP17s Relating to Continuations	21	4,627	0.5%	0.8%	0.7%
% of Patients satisfied with the dentistry they have received	24	27	88.9%	91.9%	93.6%
% of Patients satisfied with the time they had to wait for an appointment	20	27	74.1%	87.4%	88.1%

* This is based on patients treated on this contract for their most recent course of treatment. Figures in italics indicate the base number of FP17s or Patient Questionnaire responses are less than 100. N/A is shown where the base number of responses is less than 10 during the period. % is calculated as Quantity/Base number*100

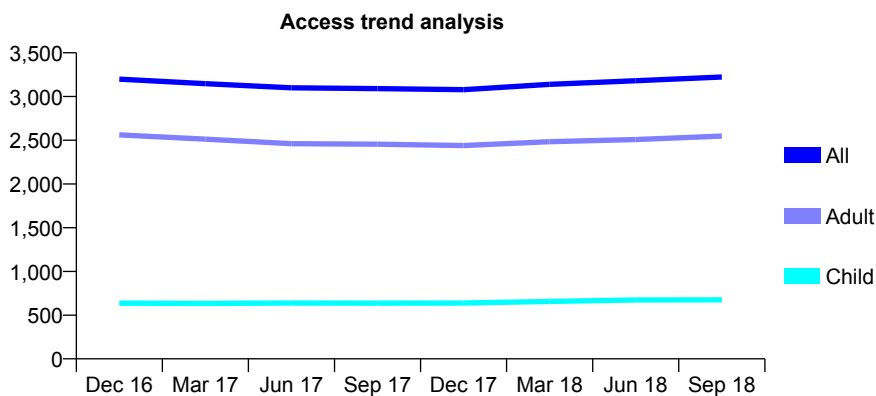
7A2 - Vital Signs At a Glance Contract Report for 158194/0019 - September 2018

Name or company name	Denticare Ltd
Contract type name	GDS Contract
Purpose of contract	General
Contract start date	08/12/2007
Contract end date	

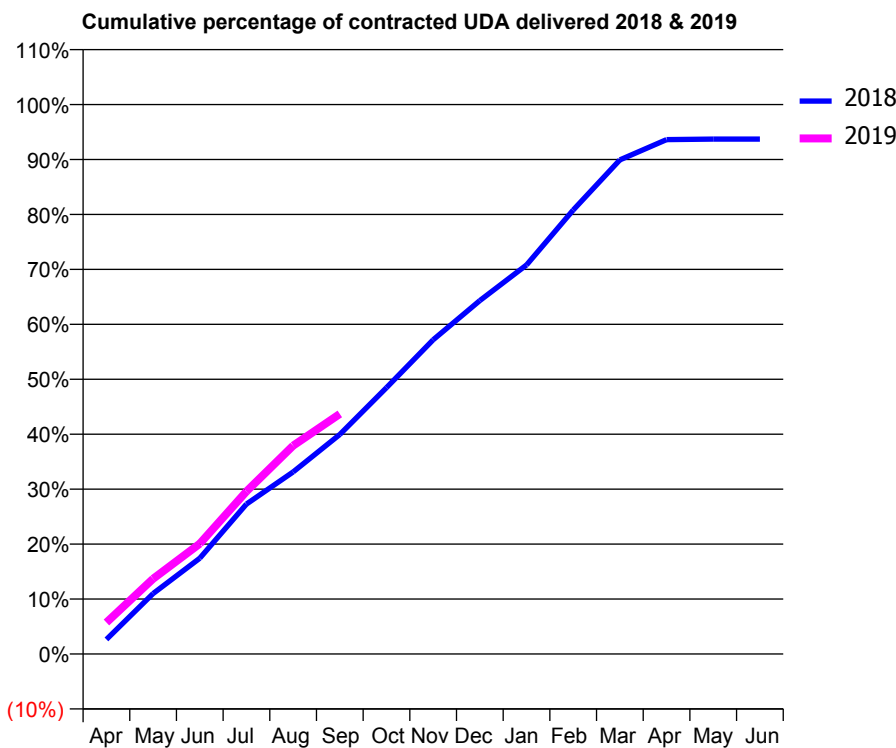
18/19 Contracted general activity (UDA)	7,638
Carry forward general activity (UDA)	0
18/19 Contracted orthodontic activity (UOA)	0
Carry forward orthodontic activity (UOA)	0
Baseline contract value	£215,697.70

ACCESS*

Patients seen in 24 months	Total	Change since previous quarter
Quarter ending September 2017	3,091	
Quarter ending December 2017	3,078	→
Quarter ending March 2018	3,139	→
Quarter ending June 2018	3,181	→
Quarter ending September 2018	3,223	→
Variance since September 2017	4.3%	↑



ACTIVITY



Month	Adjusted Scheduled Activity (UDA)	
	2018	2019
April	215	438
May	895	1,047
June	1,418	1,534
July	2,220	2,260
August	2,695	2,895
September	3,250	3,337
October	3,942	
November	4,650	
December	5,232	
January	5,757	
February	6,570	
March	7,313	
April	7,614	
May	7,621	
June	7,621	

QUALITY

	Quantity	Base Number	Contract	LHB	Wales
% of FP17s for the same patient ID Re-attending within 3 months - Children	18	476	3.8%	8.0%	10.9%
% of FP17s for the same patient ID Re-attending within 3 months - Adults	115	1,581	7.3%	11.7%	15.6%
% of FP17s for the same patient ID Re-attending between 3 & 9 months - Children	217	476	45.6%	55.7%	59.4%
% of FP17s for the same patient ID Re-attending between 3 & 9 months - Adults	730	1,581	46.2%	51.0%	55.5%
% of FP17s for Band 1 Urgent Courses	94	1,900	4.9%	8.3%	8.9%
% of FP17s Relating to Free Repair or Replacements	2	1,900	0.1%	0.5%	0.7%
% of FP17s Relating to Continuations	10	1,900	0.5%	0.8%	0.7%
% of Patients satisfied with the dentistry they have received	12	13	92.3%	91.9%	93.6%
% of Patients satisfied with the time they had to wait for an appointment	12	13	92.3%	87.4%	88.1%

* This is based on patients treated on this contract for their most recent course of treatment. Figures in italics indicate the base number of FP17s or Patient Questionnaire responses are less than 100. N/A is shown where the base number of responses is less than 10 during the period. % is calculated as Quantity/Base number*100

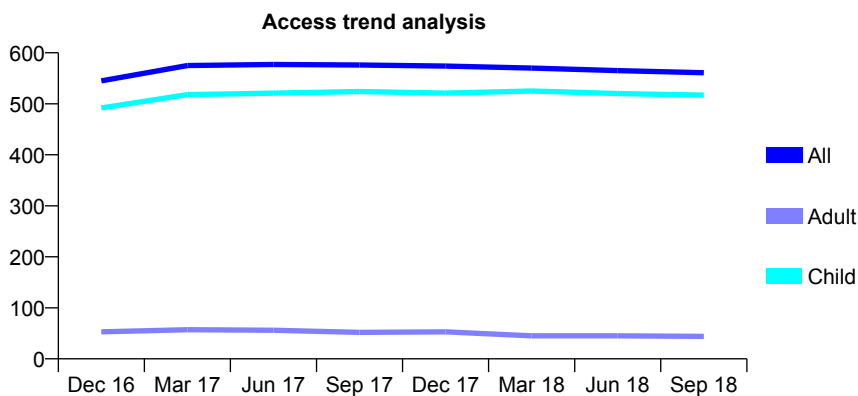
7A2 - Vital Signs At a Glance Contract Report for 158666/0001 - September 2018

Name or company name	Dew Street Dental Practice Limited
Contract type name	GDS Contract
Purpose of contract	General
Contract start date	01/04/2012
Contract end date	

18/19 Contracted general activity (UDA)	1,393
Carry forward general activity (UDA)	-13
18/19 Contracted orthodontic activity (UOA)	0
Carry forward orthodontic activity (UOA)	0
Baseline contract value	£39,040.74

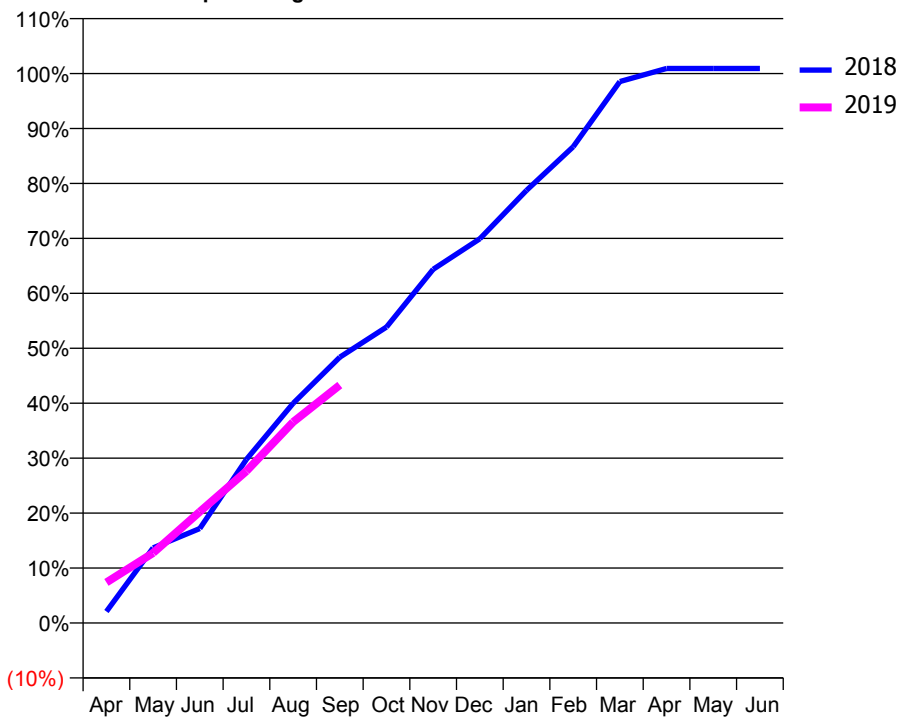
ACCESS*

Patients seen in 24 months	Total	Change since previous quarter
Quarter ending September 2017	576	
Quarter ending December 2017	574	→
Quarter ending March 2018	570	→
Quarter ending June 2018	565	→
Quarter ending September 2018	561	→
Variance since September 2017	(2.6%)	↓



ACTIVITY

Cumulative percentage of contracted UDA delivered 2018 & 2019



Adjusted Scheduled Activity (UDA)

Month	2018	2019
April	29	103
May	190	178
June	240	282
July	415	385
August	557	510
September	674	603
October	750	
November	897	
December	974	
January	1,097	
February	1,207	
March	1,373	
April	1,406	
May	1,406	
June	1,406	

QUALITY

	Quantity	Base Number	Contract	LHB	Wales
% of FP17s for the same patient ID Re-attending within 3 months - Children	64	513	12.5%	8.0%	10.9%
% of FP17s for the same patient ID Re-attending within 3 months - Adults	0	1	0.0%	11.7%	15.6%
% of FP17s for the same patient ID Re-attending between 3 & 9 months - Children	358	513	69.8%	55.7%	59.4%
% of FP17s for the same patient ID Re-attending between 3 & 9 months - Adults	1	1	100.0%	51.0%	55.5%
% of FP17s for Band 1 Urgent Courses	21	482	4.4%	8.3%	8.9%
% of FP17s Relating to Free Repair or Replacements	0	482	0.0%	0.5%	0.7%
% of FP17s Relating to Continuations	0	482	0.0%	0.8%	0.7%
% of Patients satisfied with the dentistry they have received	6	6	N/A	91.9%	93.6%
% of Patients satisfied with the time they had to wait for an appointment	5	6	N/A	87.4%	88.1%

* This is based on patients treated on this contract for their most recent course of treatment. Figures in italics indicate the base number of FP17s or Patient Questionnaire responses are less than 100. N/A is shown where the base number of responses is less than 10 during the period. % is calculated as Quantity/Base number*100

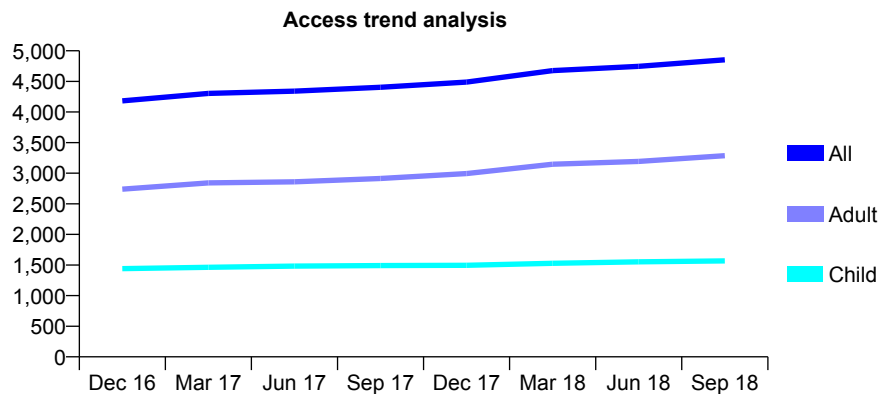
7A2 - Vital Signs At a Glance Contract Report for 163449/0001 - September 2018

Name or company name	Portland Street Dental Practice
Contract type name	GDS Contract
Purpose of contract	General
Contract start date	01/04/2010
Contract end date	

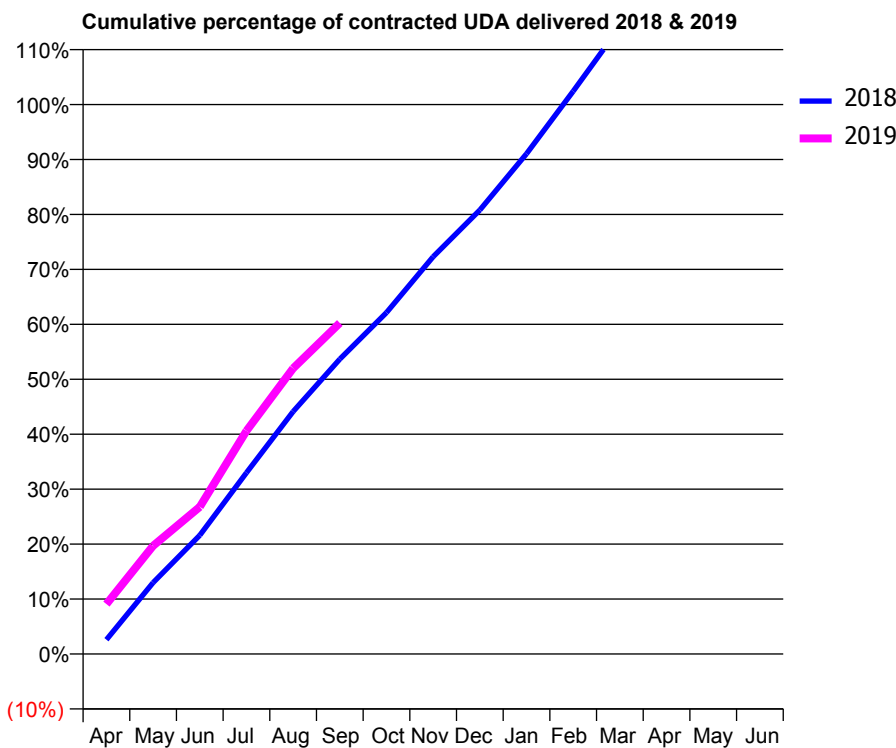
18/19 Contracted general activity (UDA)	10,142
Carry forward general activity (UDA)	-423
18/19 Contracted orthodontic activity (UOA)	0
Carry forward orthodontic activity (UOA)	0
Baseline contract value	£373,173.23

ACCESS*

Patients seen in 24 months	Total	Change since previous quarter
Quarter ending September 2017	4,405	
Quarter ending December 2017	4,489	→
Quarter ending March 2018	4,676	↑
Quarter ending June 2018	4,746	→
Quarter ending September 2018	4,853	↑
Variance since September 2017	10.2%	↑



ACTIVITY



Month	Adjusted Scheduled Activity (UDA)	
	2018	2019
April	264	923
May	1,319	1,998
June	2,191	2,715
July	3,347	4,118
August	4,477	5,273
September	5,442	6,109
October	6,302	
November	7,333	
December	8,194	
January	9,232	
February	10,387	
March	11,574	
April	12,048	
May	12,071	
June	12,073	

QUALITY

	Quantity	Base Number	Contract	LHB	Wales
% of FP17s for the same patient ID Re-attending within 3 months - Children	86	1,323	6.5%	8.0%	10.9%
% of FP17s for the same patient ID Re-attending within 3 months - Adults	199	2,096	9.5%	11.7%	15.6%
% of FP17s for the same patient ID Re-attending between 3 & 9 months - Children	902	1,323	68.2%	55.7%	59.4%
% of FP17s for the same patient ID Re-attending between 3 & 9 months - Adults	1,218	2,096	58.1%	51.0%	55.5%
% of FP17s for Band 1 Urgent Courses	227	3,172	7.2%	8.3%	8.9%
% of FP17s Relating to Free Repair or Replacements	15	3,172	0.5%	0.5%	0.7%
% of FP17s Relating to Continuations	1	3,172	0.0%	0.8%	0.7%
% of Patients satisfied with the dentistry they have received	17	19	89.5%	91.9%	93.6%
% of Patients satisfied with the time they had to wait for an appointment	18	19	94.7%	87.4%	88.1%

* This is based on patients treated on this contract for their most recent course of treatment. Figures in italics indicate the base number of FP17s or Patient Questionnaire responses are less than 100. N/A is shown where the base number of responses is less than 10 during the period. % is calculated as Quantity/Base number*100

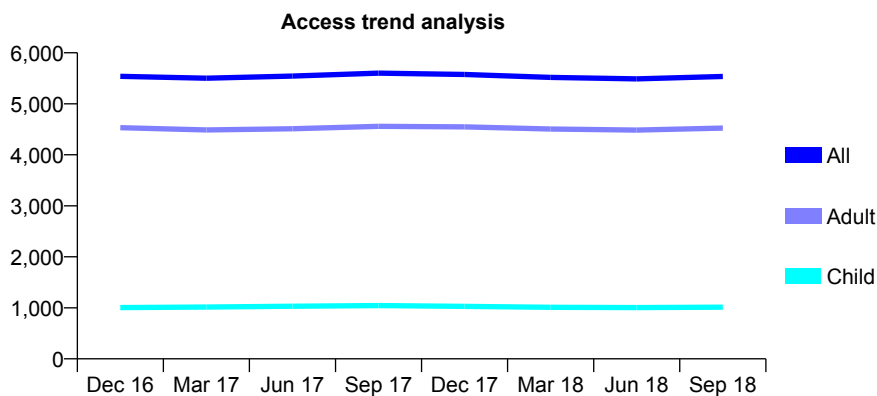
7A2 - Vital Signs At a Glance Contract Report for 164496/0001 - September 2018

Name or company name	Whitecross Partnership Account
Contract type name	GDS Contract
Purpose of contract	General
Contract start date	29/03/2010
Contract end date	

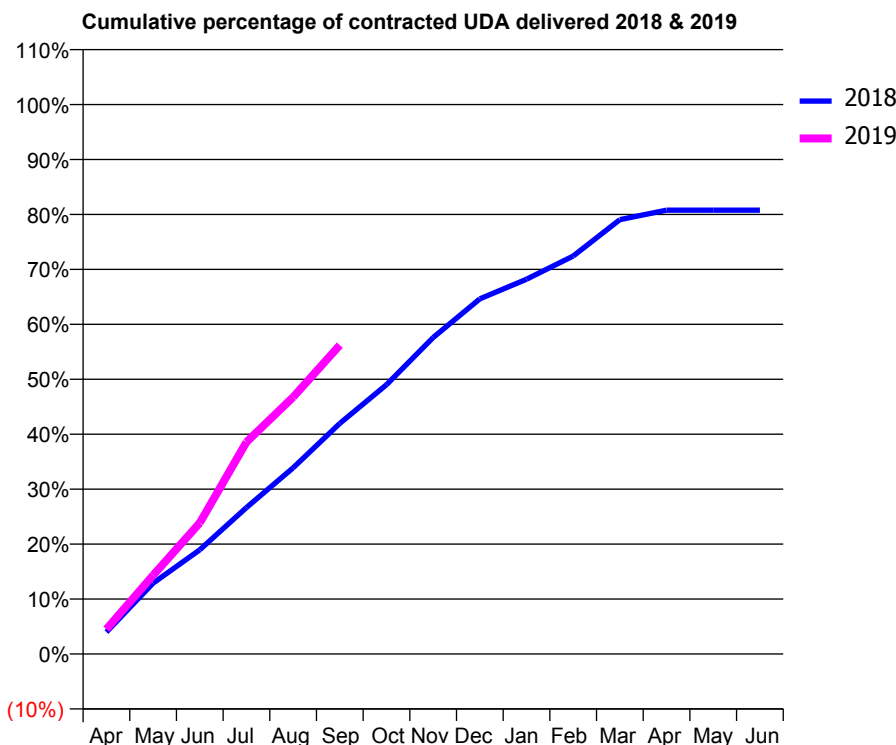
18/19 Contracted general activity (UDA)	15,051
Carry forward general activity (UDA)	0
18/19 Contracted orthodontic activity (UOA)	0
Carry forward orthodontic activity (UOA)	0
Baseline contract value	£539,650.57

ACCESS*

Patients seen in 24 months	Total	Change since previous quarter
Quarter ending September 2017	5,601	
Quarter ending December 2017	5,576	→
Quarter ending March 2018	5,517	↓
Quarter ending June 2018	5,490	→
Quarter ending September 2018	5,537	→
Variance since September 2017	(1.1%)	↓



ACTIVITY



Month	Adjusted Scheduled Activity (UDA)	
	2018	2019
April	602	682
May	1,940	2,157
June	2,853	3,591
July	4,013	5,805
August	5,102	7,036
September	6,318	8,459
October	7,377	
November	8,668	
December	9,730	
January	10,264	
February	10,902	
March	11,898	
April	12,156	
May	12,156	
June	12,156	

QUALITY

	Quantity	Base Number	Contract	LHB	Wales
% of FP17s for the same patient ID Re-attending within 3 months - Children	42	703	6.0%	8.0%	10.9%
% of FP17s for the same patient ID Re-attending within 3 months - Adults	364	2,853	12.8%	11.7%	15.6%
% of FP17s for the same patient ID Re-attending between 3 & 9 months - Children	220	703	31.3%	55.7%	59.4%
% of FP17s for the same patient ID Re-attending between 3 & 9 months - Adults	832	2,853	29.2%	51.0%	55.5%
% of FP17s for Band 1 Urgent Courses	442	3,411	13.0%	8.3%	8.9%
% of FP17s Relating to Free Repair or Replacements	6	3,411	0.2%	0.5%	0.7%
% of FP17s Relating to Continuations	48	3,411	1.4%	0.8%	0.7%
% of Patients satisfied with the dentistry they have received	18	21	85.7%	91.9%	93.6%
% of Patients satisfied with the time they had to wait for an appointment	18	21	85.7%	87.4%	88.1%

* This is based on patients treated on this contract for their most recent course of treatment. Figures in italics indicate the base number of FP17s or Patient Questionnaire responses are less than 100. N/A is shown where the base number of responses is less than 10 during the period. % is calculated as Quantity/Base number*100

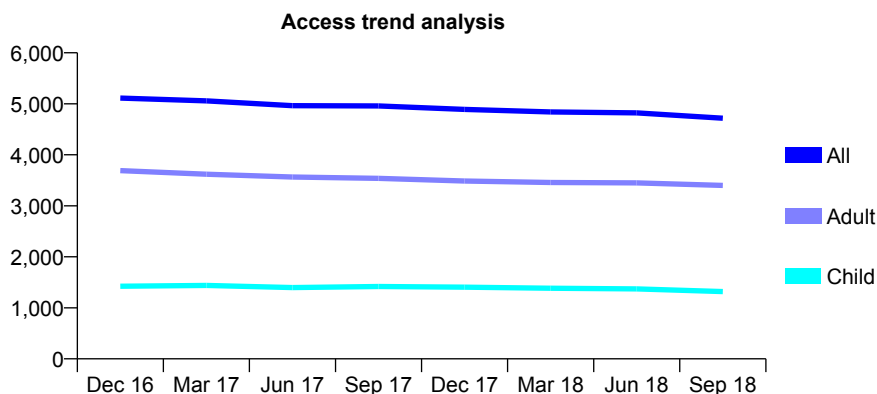
7A2 - Vital Signs At a Glance Contract Report for 166820/0001 - September 2018

Name or company name	Dr N Patel, Dr J Rai and Dr N Kernahan
Contract type name	GDS Contract
Purpose of contract	General
Contract start date	01/04/2006
Contract end date	

18/19 Contracted general activity (UDA)	11,951
Carry forward general activity (UDA)	784
18/19 Contracted orthodontic activity (UOA)	0
Carry forward orthodontic activity (UOA)	0
Baseline contract value	£340,774.25

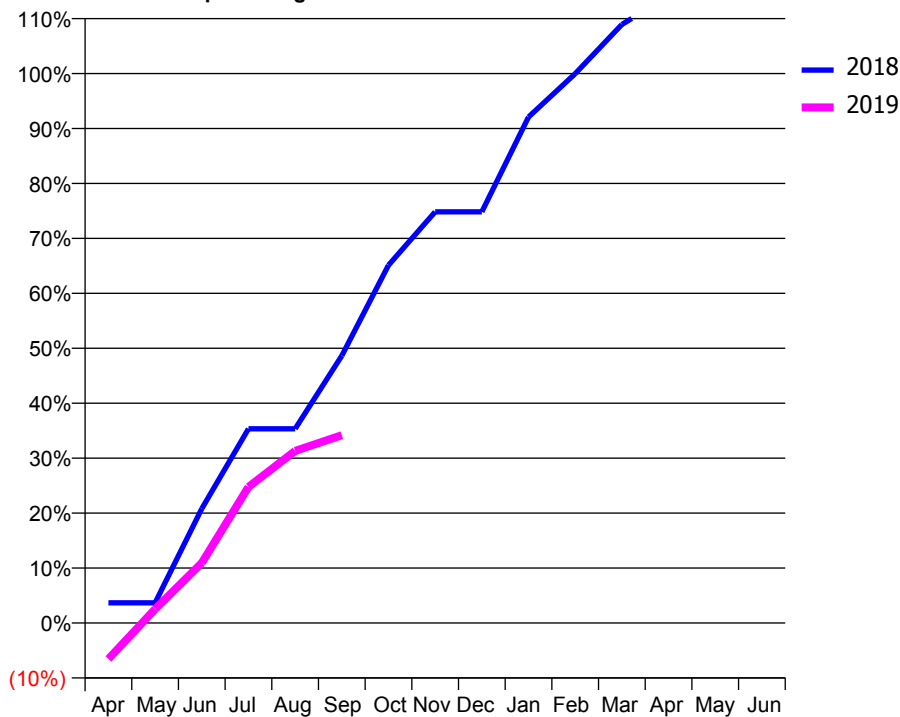
ACCESS*

Patients seen in 24 months	Total	Change since previous quarter
Quarter ending September 2017	4,958	
Quarter ending December 2017	4,890	↓
Quarter ending March 2018	4,841	↓
Quarter ending June 2018	4,821	→
Quarter ending September 2018	4,717	↓
Variance since September 2017	(4.9%)	↓



ACTIVITY

Cumulative percentage of contracted UDA delivered 2018 & 2019



Adjusted Scheduled Activity (UDA)

Month	2018	2019
April	438	-784
May	438	302
June	2,486	1,307
July	4,225	2,960
August	4,225	3,744
September	5,813	4,085
October	7,783	
November	8,942	
December	8,942	
January	11,005	
February	11,947	
March	13,017	
April	13,629	
May	13,925	
June	13,925	

QUALITY

	Quantity	Base Number	Contract	LHB	Wales
% of FP17s for the same patient ID Re-attending within 3 months - Children	65	794	8.2%	8.0%	10.9%
% of FP17s for the same patient ID Re-attending within 3 months - Adults	340	2,028	16.8%	11.7%	15.6%
% of FP17s for the same patient ID Re-attending between 3 & 9 months - Children	462	794	58.2%	55.7%	59.4%
% of FP17s for the same patient ID Re-attending between 3 & 9 months - Adults	1,010	2,028	49.8%	51.0%	55.5%
% of FP17s for Band 1 Urgent Courses	237	2,479	9.6%	8.3%	8.9%
% of FP17s Relating to Free Repair or Replacements	26	2,479	1.0%	0.5%	0.7%
% of FP17s Relating to Continuations	76	2,479	3.1%	0.8%	0.7%
% of Patients satisfied with the dentistry they have received	9	10	90.0%	91.9%	93.6%
% of Patients satisfied with the time they had to wait for an appointment	10	10	100.0%	87.4%	88.1%

* This is based on patients treated on this contract for their most recent course of treatment. Figures in italics indicate the base number of FP17s or Patient Questionnaire responses are less than 100. N/A is shown where the base number of responses is less than 10 during the period. % is calculated as Quantity/Base number*100

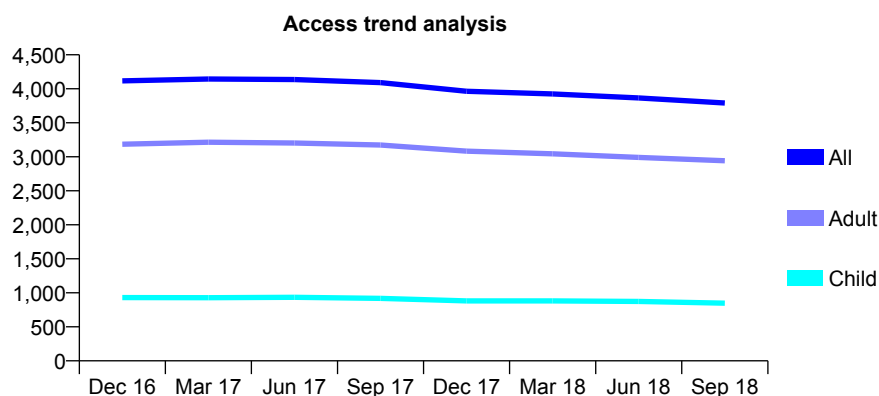
7A2 - Vital Signs At a Glance Contract Report for 169226/0001 - September 2018

Name or company name	Dr. N Patel, J Rai & Dr. N Kernahan
Contract type name	GDS Contract
Purpose of contract	General
Contract start date	01/08/2007
Contract end date	

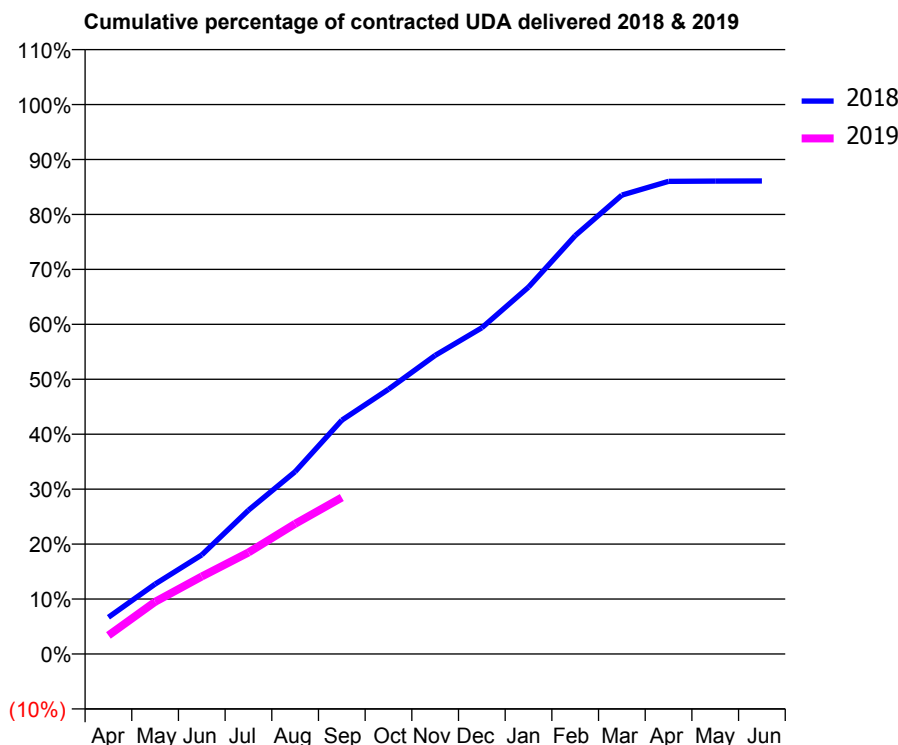
18/19 Contracted general activity (UDA)	13,479
Carry forward general activity (UDA)	0
18/19 Contracted orthodontic activity (UOA)	0
Carry forward orthodontic activity (UOA)	0
Baseline contract value	£387,642.97

ACCESS*

Patients seen in 24 months	Total	Change since previous quarter
Quarter ending September 2017	4,091	
Quarter ending December 2017	3,964	↓
Quarter ending March 2018	3,925	→
Quarter ending June 2018	3,865	↓
Quarter ending September 2018	3,792	↓
Variance since September 2017	(7.3%)	↓



ACTIVITY



Month	Adjusted Scheduled Activity (UDA)	
	2018	2019
April	900	455
May	1,717	1,282
June	2,430	1,902
July	3,526	2,492
August	4,474	3,193
September	5,737	3,837
October	6,494	
November	7,325	
December	8,002	
January	9,001	
February	10,264	
March	11,256	
April	11,594	
May	11,600	
June	11,602	

QUALITY

	Quantity	Base Number	Contract	LHB	Wales
% of FP17s for the same patient ID Re-attending within 3 months - Children	36	463	7.8%	8.0%	10.9%
% of FP17s for the same patient ID Re-attending within 3 months - Adults	273	1,836	14.9%	11.7%	15.6%
% of FP17s for the same patient ID Re-attending between 3 & 9 months - Children	276	463	59.6%	55.7%	59.4%
% of FP17s for the same patient ID Re-attending between 3 & 9 months - Adults	1,164	1,836	63.4%	51.0%	55.5%
% of FP17s for Band 1 Urgent Courses	187	2,131	8.8%	8.3%	8.9%
% of FP17s Relating to Free Repair or Replacements	27	2,131	1.3%	0.5%	0.7%
% of FP17s Relating to Continuations	48	2,131	2.3%	0.8%	0.7%
% of Patients satisfied with the dentistry they have received	15	18	83.3%	91.9%	93.6%
% of Patients satisfied with the time they had to wait for an appointment	15	18	83.3%	87.4%	88.1%

* This is based on patients treated on this contract for their most recent course of treatment. Figures in italics indicate the base number of FP17s or Patient Questionnaire responses are less than 100. N/A is shown where the base number of responses is less than 10 during the period. % is calculated as Quantity/Base number*100

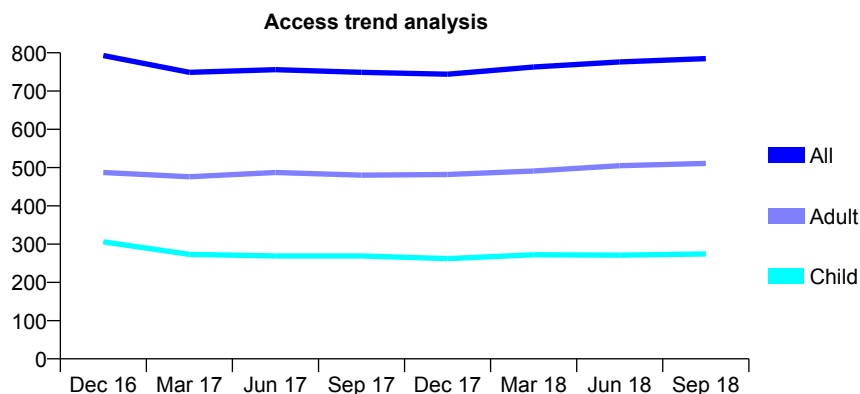
7A2 - Vital Signs At a Glance Contract Report for 172243/0001 - September 2018

Name or company name	Adrian Chiriac
Contract type name	GDS Contract
Purpose of contract	General
Contract start date	01/04/2011
Contract end date	

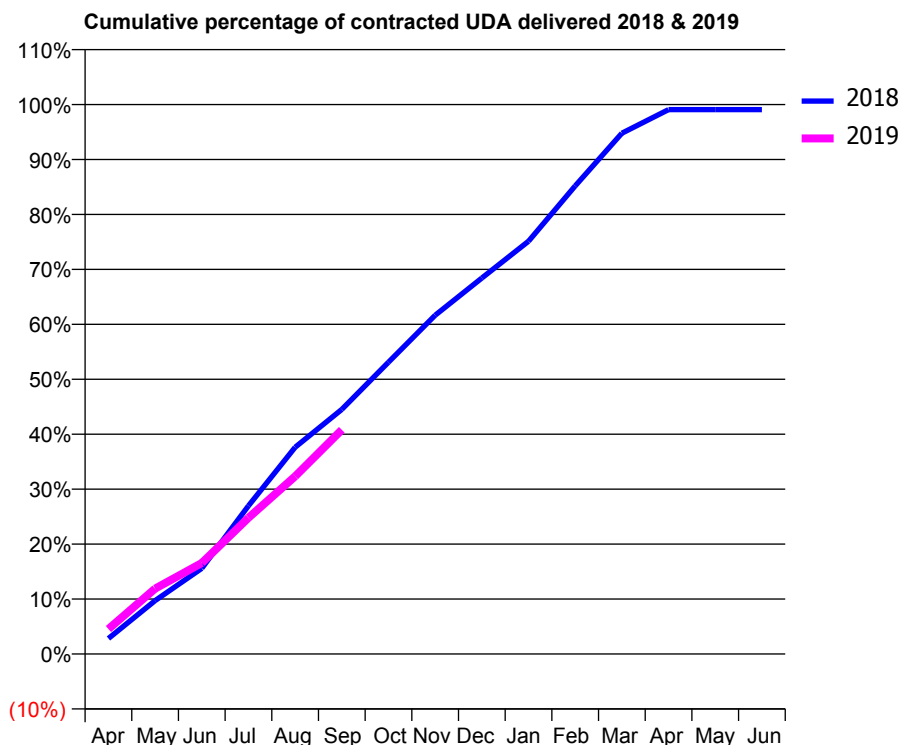
18/19 Contracted general activity (UDA)	2,192
Carry forward general activity (UDA)	21
18/19 Contracted orthodontic activity (UOA)	0
Carry forward orthodontic activity (UOA)	0
Baseline contract value	£60,344.34

ACCESS*

Patients seen in 24 months	Total	Change since previous quarter
Quarter ending September 2017	749	
Quarter ending December 2017	744	→
Quarter ending March 2018	763	↑
Quarter ending June 2018	776	→
Quarter ending September 2018	785	→
Variance since September 2017	4.8%	↑



ACTIVITY



Month	Adjusted Scheduled Activity (UDA)	
	2018	2019
April	62	100
May	213	261
June	342	363
July	591	543
August	825	709
September	976	894
October	1,164	
November	1,351	
December	1,500	
January	1,647	
February	1,867	
March	2,077	
April	2,171	
May	2,171	
June	2,171	

QUALITY

	Quantity	Base Number	Contract	LHB	Wales
% of FP17s for the same patient ID Re-attending within 3 months - Children	20	260	7.7%	8.0%	10.9%
% of FP17s for the same patient ID Re-attending within 3 months - Adults	63	388	16.2%	11.7%	15.6%
% of FP17s for the same patient ID Re-attending between 3 & 9 months - Children	186	260	71.5%	55.7%	59.4%
% of FP17s for the same patient ID Re-attending between 3 & 9 months - Adults	218	388	56.2%	51.0%	55.5%
% of FP17s for Band 1 Urgent Courses	81	587	13.8%	8.3%	8.9%
% of FP17s Relating to Free Repair or Replacements	0	587	0.0%	0.5%	0.7%
% of FP17s Relating to Continuations	1	587	0.2%	0.8%	0.7%
% of Patients satisfied with the dentistry they have received	6	6	N/A	91.9%	93.6%
% of Patients satisfied with the time they had to wait for an appointment	6	6	N/A	87.4%	88.1%

* This is based on patients treated on this contract for their most recent course of treatment. Figures in italics indicate the base number of FP17s or Patient Questionnaire responses are less than 100. N/A is shown where the base number of responses is less than 10 during the period. % is calculated as Quantity/Base number*100

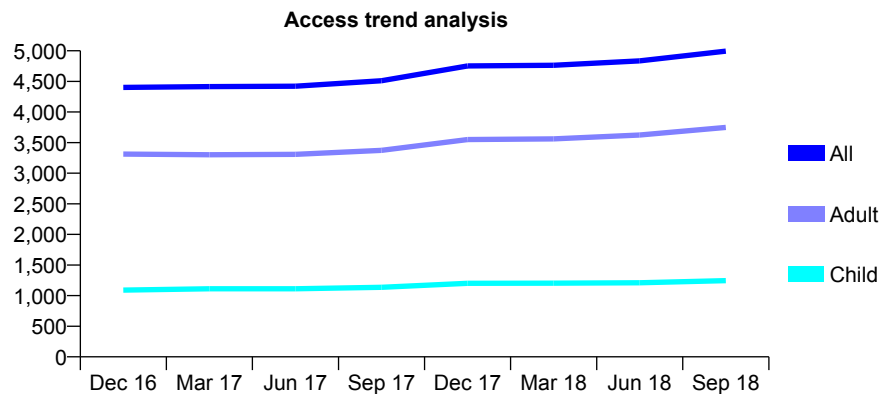
7A2 - Vital Signs At a Glance Contract Report for 175714/0001 - September 2018

Name or company name	MSC Universal Limited
Contract type name	GDS Contract
Purpose of contract	General
Contract start date	01/12/2010
Contract end date	

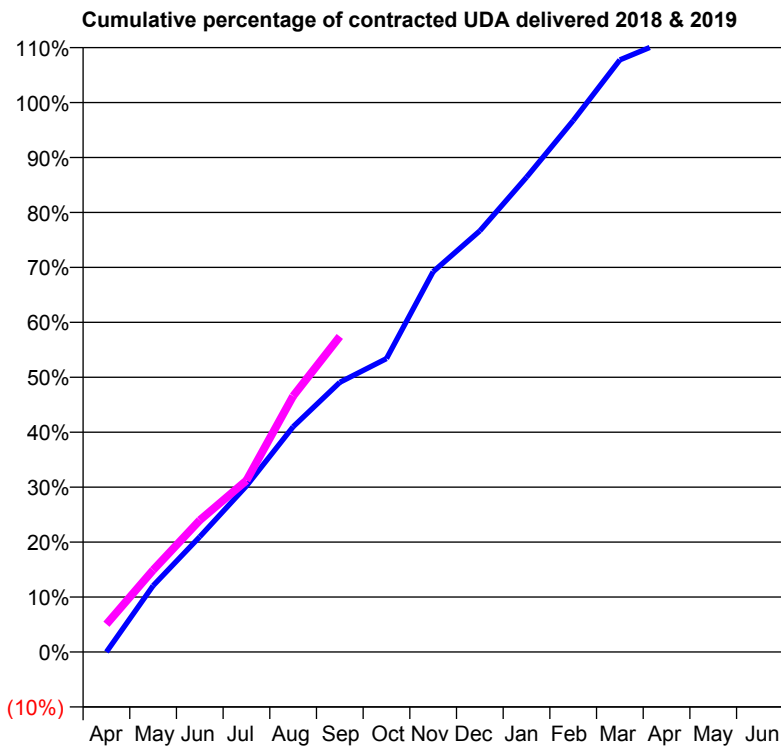
18/19 Contracted general activity (UDA)	15,000
Carry forward general activity (UDA)	0
18/19 Contracted orthodontic activity (UOA)	0
Carry forward orthodontic activity (UOA)	0
Baseline contract value	£449,300.48

ACCESS*

Patients seen in 24 months	Total	Change since previous quarter
Quarter ending September 2017	4,511	
Quarter ending December 2017	4,753	↑
Quarter ending March 2018	4,764	→
Quarter ending June 2018	4,835	→
Quarter ending September 2018	4,995	↑
Variance since September 2017	10.7%	↑



ACTIVITY



Month	Adjusted Scheduled Activity (UDA)	
	2018	2019
April	0	758
May	1,810	2,237
June	3,148	3,597
July	4,533	4,683
August	6,149	6,988
September	7,363	8,613
October	8,010	
November	10,383	
December	11,497	
January	12,960	
February	14,507	
March	16,165	
April	16,692	
May	16,698	
June	16,698	

QUALITY

	Quantity	Base Number	Contract	LHB	Wales
% of FP17s for the same patient ID Re-attending within 3 months - Children	50	1,005	5.0%	8.0%	10.9%
% of FP17s for the same patient ID Re-attending within 3 months - Adults	351	3,140	11.2%	11.7%	15.6%
% of FP17s for the same patient ID Re-attending between 3 & 9 months - Children	657	1,005	65.4%	55.7%	59.4%
% of FP17s for the same patient ID Re-attending between 3 & 9 months - Adults	2,013	3,140	64.1%	51.0%	55.5%
% of FP17s for Band 1 Urgent Courses	144	3,918	3.7%	8.3%	8.9%
% of FP17s Relating to Free Repair or Replacements	29	3,918	0.7%	0.5%	0.7%
% of FP17s Relating to Continuations	89	3,918	2.3%	0.8%	0.7%
% of Patients satisfied with the dentistry they have received	15	17	88.2%	91.9%	93.6%
% of Patients satisfied with the time they had to wait for an appointment	15	17	88.2%	87.4%	88.1%

* This is based on patients treated on this contract for their most recent course of treatment. Figures in italics indicate the base number of FP17s or Patient Questionnaire responses are less than 100. N/A is shown where the base number of responses is less than 10 during the period. % is calculated as Quantity/Base number*100

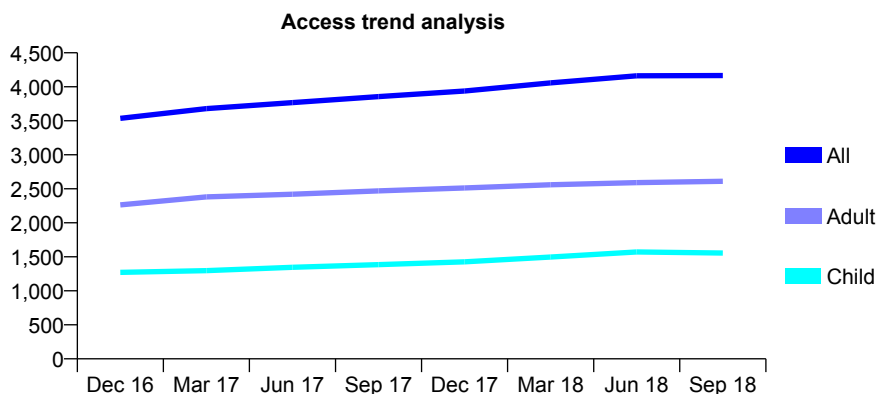
7A2 - Vital Signs At a Glance Contract Report for 177342/0001 - September 2018

Name or company name	Whitecross Partnership Account
Contract type name	GDS Contract
Purpose of contract	General
Contract start date	01/01/2009
Contract end date	

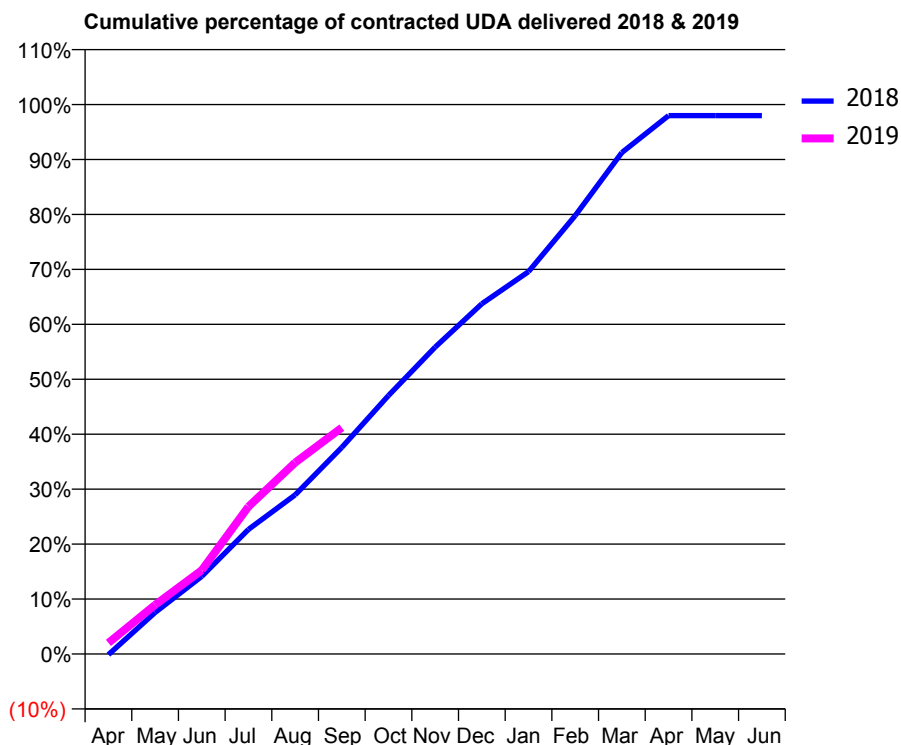
18/19 Contracted general activity (UDA)	11,593
Carry forward general activity (UDA)	236
18/19 Contracted orthodontic activity (UOA)	0
Carry forward orthodontic activity (UOA)	0
Baseline contract value	£396,913.46

ACCESS*

Patients seen in 24 months	Total	Change since previous quarter
Quarter ending September 2017	3,856	
Quarter ending December 2017	3,938	↑
Quarter ending March 2018	4,058	↑
Quarter ending June 2018	4,162	↑
Quarter ending September 2018	4,166	→
Variance since September 2017	8.0%	↑



ACTIVITY



Month	Adjusted Scheduled Activity (UDA)	
	2018	2019
April	-17	235
May	877	1,036
June	1,638	1,769
July	2,629	3,111
August	3,359	4,038
September	4,360	4,776
October	5,453	
November	6,474	
December	7,390	
January	8,066	
February	9,249	
March	10,580	
April	11,357	
May	11,357	
June	11,357	

QUALITY

	Quantity	Base Number	Contract	LHB	Wales
% of FP17s for the same patient ID Re-attending within 3 months - Children	78	1,051	7.4%	8.0%	10.9%
% of FP17s for the same patient ID Re-attending within 3 months - Adults	229	1,724	13.3%	11.7%	15.6%
% of FP17s for the same patient ID Re-attending between 3 & 9 months - Children	537	1,051	51.1%	55.7%	59.4%
% of FP17s for the same patient ID Re-attending between 3 & 9 months - Adults	917	1,724	53.2%	51.0%	55.5%
% of FP17s for Band 1 Urgent Courses	211	2,480	8.5%	8.3%	8.9%
% of FP17s Relating to Free Repair or Replacements	15	2,480	0.6%	0.5%	0.7%
% of FP17s Relating to Continuations	14	2,480	0.6%	0.8%	0.7%
% of Patients satisfied with the dentistry they have received	17	17	100.0%	91.9%	93.6%
% of Patients satisfied with the time they had to wait for an appointment	16	17	94.1%	87.4%	88.1%

* This is based on patients treated on this contract for their most recent course of treatment. Figures in italics indicate the base number of FP17s or Patient Questionnaire responses are less than 100. N/A is shown where the base number of responses is less than 10 during the period. % is calculated as Quantity/Base number*100

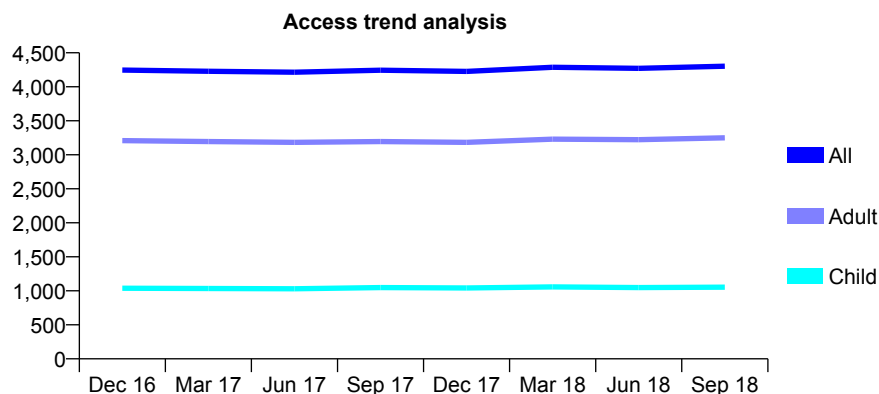
7A2 - Vital Signs At a Glance Contract Report for 187429/0001 - September 2018

Name or company name	Fifield & Borsden
Contract type name	GDS Contract
Purpose of contract	General
Contract start date	01/04/2006
Contract end date	

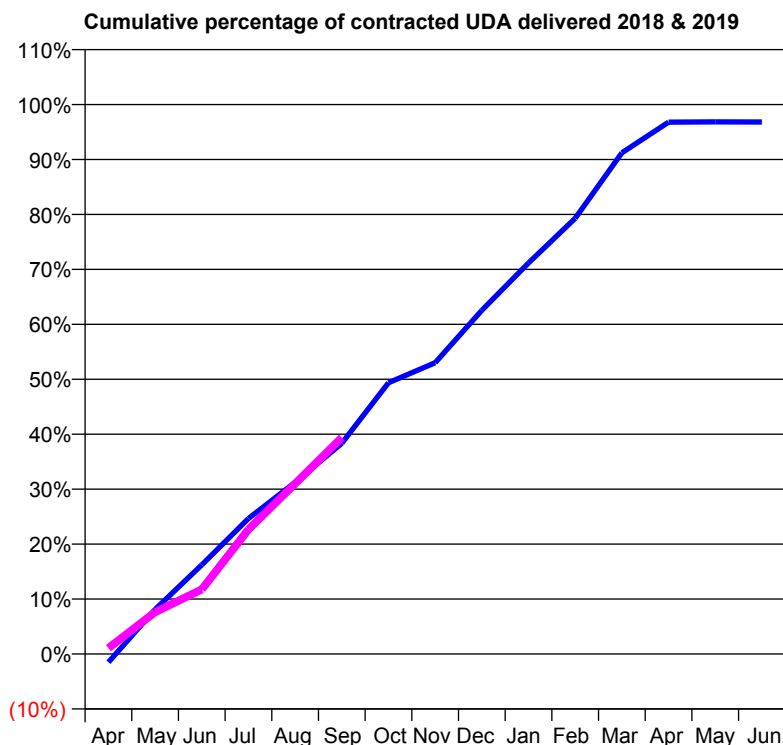
18/19 Contracted general activity (UDA)	15,000
Carry forward general activity (UDA)	477
18/19 Contracted orthodontic activity (UOA)	0
Carry forward orthodontic activity (UOA)	0
Baseline contract value	£349,887.46

ACCESS*

Patients seen in 24 months	Total	Change since previous quarter
Quarter ending September 2017	4,244	
Quarter ending December 2017	4,226	→
Quarter ending March 2018	4,287	→
Quarter ending June 2018	4,271	→
Quarter ending September 2018	4,303	→
Variance since September 2017	1.4%	→



ACTIVITY



Month	Adjusted Scheduled Activity (UDA)	
	2018	2019
April	-229	161
May	1,217	1,146
June	2,432	1,764
July	3,700	3,403
August	4,685	4,651
September	5,751	5,910
October	7,406	
November	7,951	
December	9,381	
January	10,675	
February	11,893	
March	13,681	
April	14,519	
May	14,526	
June	14,523	

QUALITY

	Quantity	Base Number	Contract	LHB	Wales
% of FP17s for the same patient ID Re-attending within 3 months - Children	58	1,008	5.8%	8.0%	10.9%
% of FP17s for the same patient ID Re-attending within 3 months - Adults	387	2,761	14.0%	11.7%	15.6%
% of FP17s for the same patient ID Re-attending between 3 & 9 months - Children	756	1,008	75.0%	55.7%	59.4%
% of FP17s for the same patient ID Re-attending between 3 & 9 months - Adults	1,856	2,761	67.2%	51.0%	55.5%
% of FP17s for Band 1 Urgent Courses	229	3,329	6.9%	8.3%	8.9%
% of FP17s Relating to Free Repair or Replacements	25	3,329	0.8%	0.5%	0.7%
% of FP17s Relating to Continuations	22	3,329	0.7%	0.8%	0.7%
% of Patients satisfied with the dentistry they have received	7	9	N/A	91.9%	93.6%
% of Patients satisfied with the time they had to wait for an appointment	7	9	N/A	87.4%	88.1%

* This is based on patients treated on this contract for their most recent course of treatment. Figures in italics indicate the base number of FP17s or Patient Questionnaire responses are less than 100. N/A is shown where the base number of responses is less than 10 during the period. % is calculated as Quantity/Base number*100

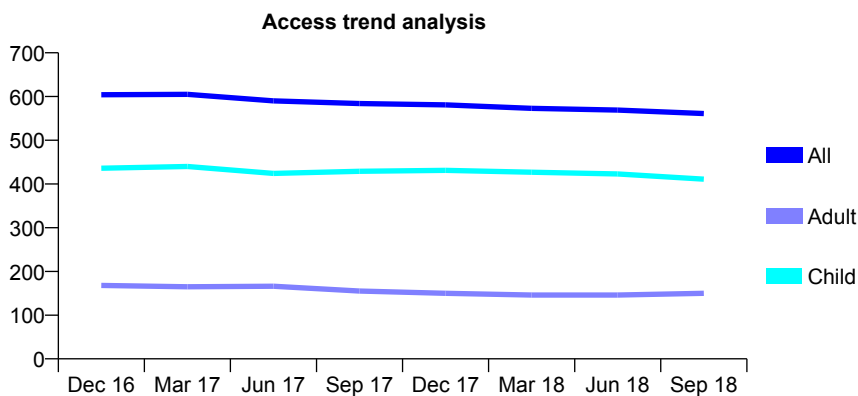
7A2 - Vital Signs At a Glance Contract Report for 212970/0001 - September 2018

Name or company name	MRS SJ JOHNSON
Contract type name	GDS Contract
Purpose of contract	General
Contract start date	01/06/2006
Contract end date	

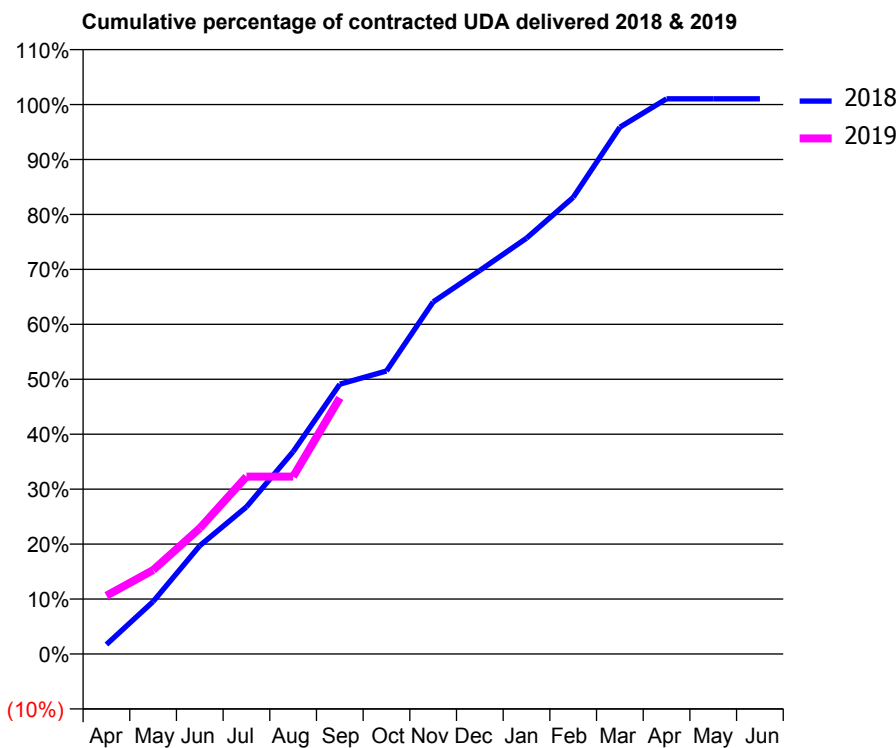
18/19 Contracted general activity (UDA)	1,150
Carry forward general activity (UDA)	-48
18/19 Contracted orthodontic activity (UOA)	0
Carry forward orthodontic activity (UOA)	0
Baseline contract value	£31,240.44

ACCESS*

Patients seen in 24 months	Total	Change since previous quarter
Quarter ending September 2017	584	
Quarter ending December 2017	581	→
Quarter ending March 2018	573	↓
Quarter ending June 2018	569	→
Quarter ending September 2018	561	↓
Variance since September 2017	(3.9%)	↓



ACTIVITY



Month	Adjusted Scheduled Activity (UDA)	
	2018	2019
April	20	122
May	110	176
June	227	263
July	308	371
August	423	371
September	565	536
October	592	
November	737	
December	803	
January	870	
February	956	
March	1,102	
April	1,162	
May	1,162	
June	1,162	

QUALITY

	Quantity	Base Number	Contract	LHB	Wales
% of FP17s for the same patient ID Re-attending within 3 months - Children	20	274	7.3%	8.0%	10.9%
% of FP17s for the same patient ID Re-attending within 3 months - Adults	16	82	19.5%	11.7%	15.6%
% of FP17s for the same patient ID Re-attending between 3 & 9 months - Children	152	274	55.5%	55.7%	59.4%
% of FP17s for the same patient ID Re-attending between 3 & 9 months - Adults	21	82	25.6%	51.0%	55.5%
% of FP17s for Band 1 Urgent Courses	45	317	14.2%	8.3%	8.9%
% of FP17s Relating to Free Repair or Replacements	0	317	0.0%	0.5%	0.7%
% of FP17s Relating to Continuations	1	317	0.3%	0.8%	0.7%
% of Patients satisfied with the dentistry they have received	3	3	N/A	91.9%	93.6%
% of Patients satisfied with the time they had to wait for an appointment	2	3	N/A	87.4%	88.1%

* This is based on patients treated on this contract for their most recent course of treatment. Figures in italics indicate the base number of FP17s or Patient Questionnaire responses are less than 100. N/A is shown where the base number of responses is less than 10 during the period. % is calculated as Quantity/Base number*100

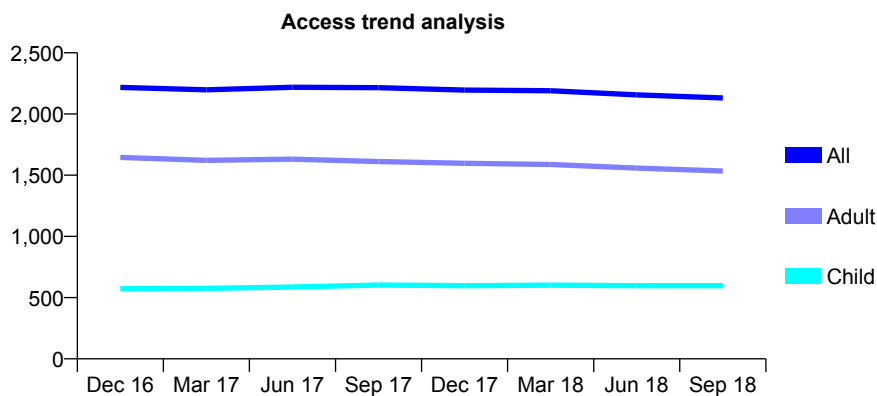
7A2 - Vital Signs At a Glance Contract Report for 222763/0001 - September 2018

Name or company name	MR EW DANIELS
Contract type name	GDS Contract
Purpose of contract	General
Contract start date	01/11/2007
Contract end date	

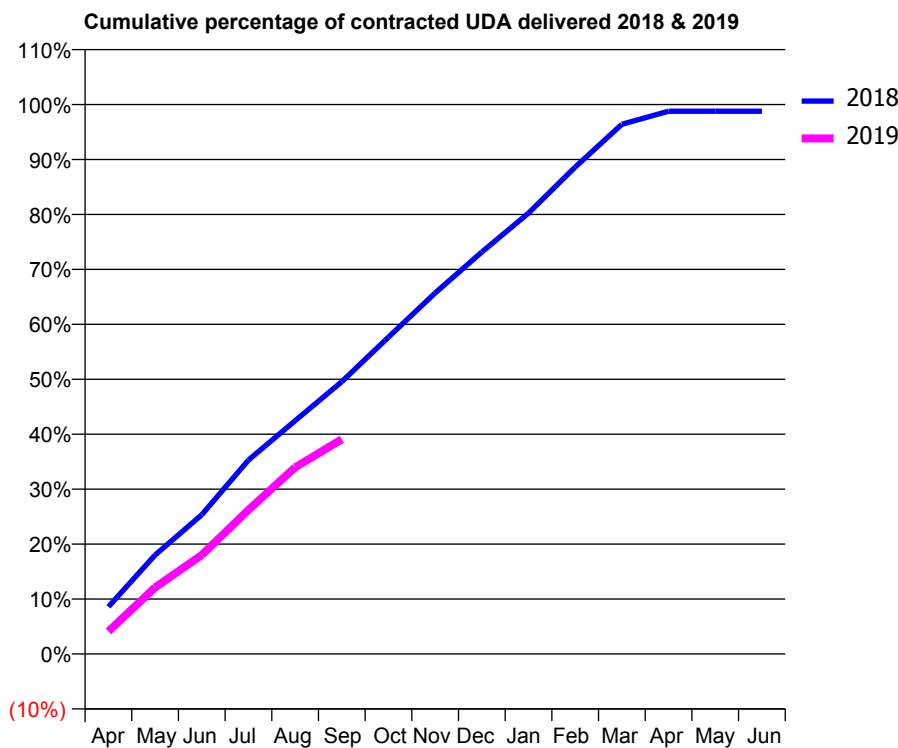
18/19 Contracted general activity (UDA)	5,820
Carry forward general activity (UDA)	70
18/19 Contracted orthodontic activity (UOA)	0
Carry forward orthodontic activity (UOA)	0
Baseline contract value	£139,950.17

ACCESS*

Patients seen in 24 months	Total	Change since previous quarter
Quarter ending September 2017	2,215	
Quarter ending December 2017	2,195	→
Quarter ending March 2018	2,190	→
Quarter ending June 2018	2,156	↓
Quarter ending September 2018	2,131	↓
Variance since September 2017	(3.8%)	↓



ACTIVITY



Month	Adjusted Scheduled Activity (UDA)	
	2018	2019
April	500	239
May	1,048	706
June	1,475	1,049
July	2,054	1,526
August	2,470	1,976
September	2,885	2,275
October	3,357	
November	3,823	
December	4,258	
January	4,669	
February	5,157	
March	5,611	
April	5,749	
May	5,749	
June	5,750	

QUALITY

	Quantity	Base Number	Contract	LHB	Wales
% of FP17s for the same patient ID Re-attending within 3 months - Children	17	469	3.6%	8.0%	10.9%
% of FP17s for the same patient ID Re-attending within 3 months - Adults	98	1,019	9.6%	11.7%	15.6%
% of FP17s for the same patient ID Re-attending between 3 & 9 months - Children	330	469	70.4%	55.7%	59.4%
% of FP17s for the same patient ID Re-attending between 3 & 9 months - Adults	549	1,019	53.9%	51.0%	55.5%
% of FP17s for Band 1 Urgent Courses	49	1,399	3.5%	8.3%	8.9%
% of FP17s Relating to Free Repair or Replacements	4	1,399	0.3%	0.5%	0.7%
% of FP17s Relating to Continuations	3	1,399	0.2%	0.8%	0.7%
% of Patients satisfied with the dentistry they have received	7	8	N/A	91.9%	93.6%
% of Patients satisfied with the time they had to wait for an appointment	6	8	N/A	87.4%	88.1%

* This is based on patients treated on this contract for their most recent course of treatment. Figures in italics indicate the base number of FP17s or Patient Questionnaire responses are less than 100. N/A is shown where the base number of responses is less than 10 during the period. % is calculated as Quantity/Base number*100

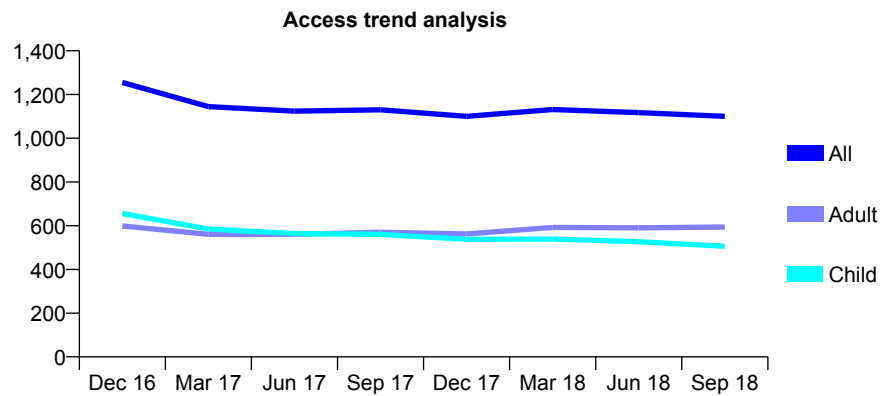
7A2 - Vital Signs At a Glance Contract Report for 273260/0001 - September 2018

Name or company name	Portfield Dental Surgery
Contract type name	GDS Contract
Purpose of contract	General
Contract start date	01/02/2014
Contract end date	

18/19 Contracted general activity (UDA)	2,776
Carry forward general activity (UDA)	138
18/19 Contracted orthodontic activity (UOA)	0
Carry forward orthodontic activity (UOA)	0
Baseline contract value	£76,951.12

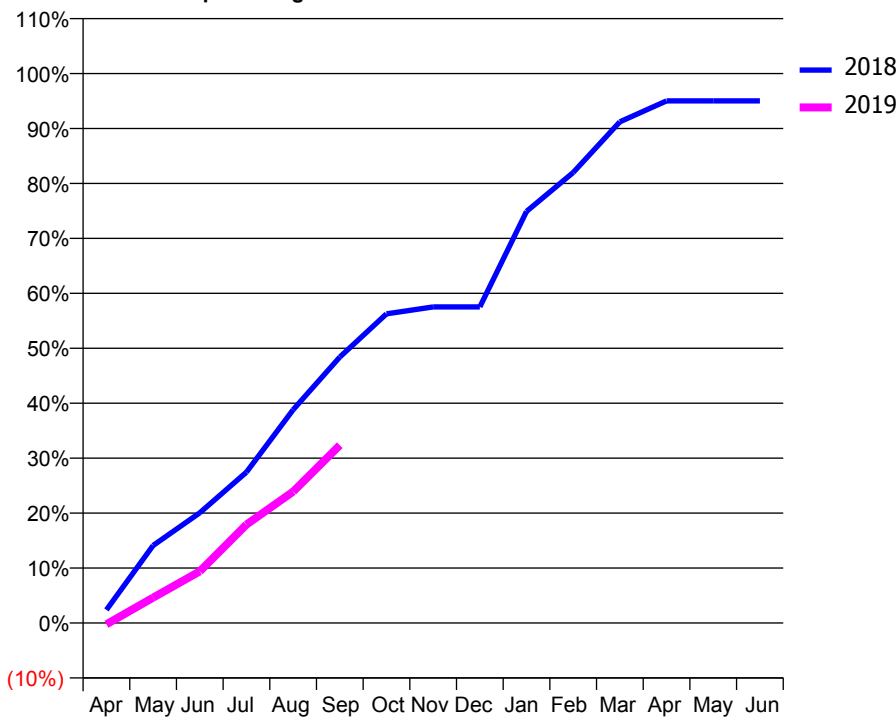
ACCESS*

Patients seen in 24 months	Total	Change since previous quarter
Quarter ending September 2017	1,130	
Quarter ending December 2017	1,100	↓
Quarter ending March 2018	1,131	↑
Quarter ending June 2018	1,117	↓
Quarter ending September 2018	1,100	↓
Variance since September 2017	(2.7%)	↓



ACTIVITY

Cumulative percentage of contracted UDA delivered 2018 & 2019



Month	Adjusted Scheduled Activity (UDA)	
	2018	2019
April	67	-7
May	392	128
June	557	261
July	762	497
August	1,077	664
September	1,343	898
October	1,562	
November	1,597	
December	1,597	
January	2,079	
February	2,276	
March	2,532	
April	2,638	
May	2,638	
June	2,638	

QUALITY

	Quantity	Base Number	Contract	LHB	Wales
% of FP17s for the same patient ID Re-attending within 3 months - Children	19	397	4.8%	8.0%	10.9%
% of FP17s for the same patient ID Re-attending within 3 months - Adults	45	390	11.5%	11.7%	15.6%
% of FP17s for the same patient ID Re-attending between 3 & 9 months - Children	283	397	71.3%	55.7%	59.4%
% of FP17s for the same patient ID Re-attending between 3 & 9 months - Adults	215	390	55.1%	51.0%	55.5%
% of FP17s for Band 1 Urgent Courses	136	714	19.0%	8.3%	8.9%
% of FP17s Relating to Free Repair or Replacements	0	714	0.0%	0.5%	0.7%
% of FP17s Relating to Continuations	0	714	0.0%	0.8%	0.7%
% of Patients satisfied with the dentistry they have received	9	12	75.0%	91.9%	93.6%
% of Patients satisfied with the time they had to wait for an appointment	10	12	83.3%	87.4%	88.1%

* This is based on patients treated on this contract for their most recent course of treatment. Figures in italics indicate the base number of FP17s or Patient Questionnaire responses are less than 100. N/A is shown where the base number of responses is less than 10 during the period. % is calculated as Quantity/Base number*100

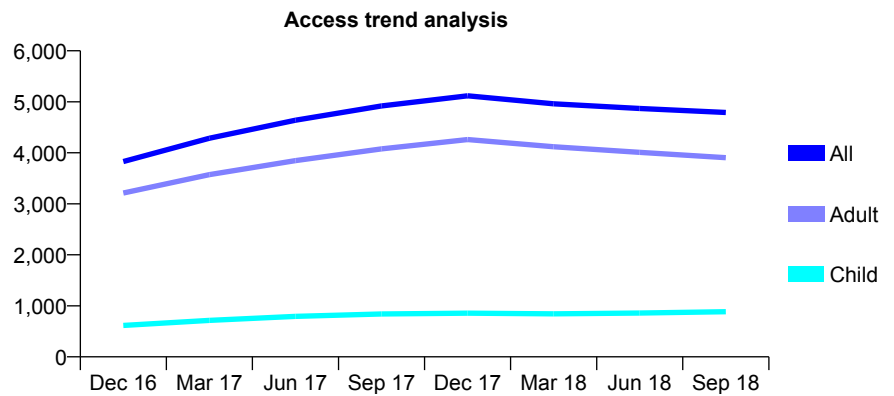
7A2 - Vital Signs At a Glance Contract Report for 282928/0001 - September 2018

Name or company name	MR JR HAYDEN
Contract type name	GDS Contract
Purpose of contract	General
Contract start date	14/02/2014
Contract end date	

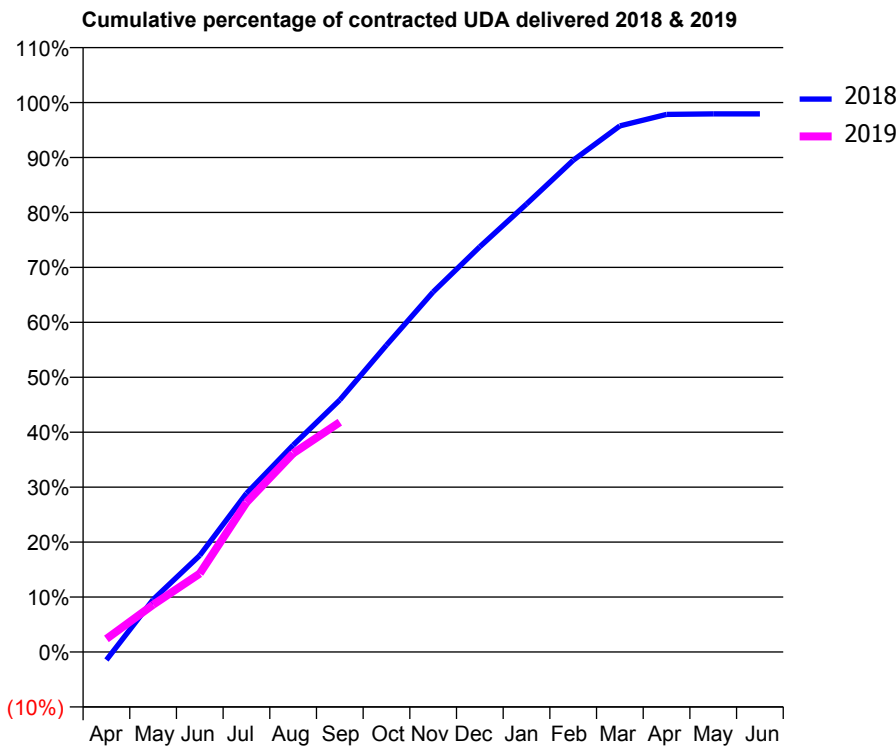
18/19 Contracted general activity (UDA)	14,686
Carry forward general activity (UDA)	305
18/19 Contracted orthodontic activity (UOA)	0
Carry forward orthodontic activity (UOA)	0
Baseline contract value	£362,834.13

ACCESS*

Patients seen in 24 months	Total	Change since previous quarter
Quarter ending September 2017	4,919	
Quarter ending December 2017	5,118	↑
Quarter ending March 2018	4,962	↓
Quarter ending June 2018	4,868	↓
Quarter ending September 2018	4,790	↓
Variance since September 2017	(2.6%)	↓



ACTIVITY



Month	Adjusted Scheduled Activity (UDA)	
	2018	2019
April	-215	352
May	1,402	1,263
June	2,582	2,096
July	4,240	3,995
August	5,531	5,309
September	6,739	6,142
October	8,202	
November	9,625	
December	10,832	
January	11,971	
February	13,143	
March	14,061	
April	14,367	
May	14,381	
June	14,381	

QUALITY

	Quantity	Base Number	Contract	LHB	Wales
% of FP17s for the same patient ID Re-attending within 3 months - Children	38	720	5.3%	8.0%	10.9%
% of FP17s for the same patient ID Re-attending within 3 months - Adults	426	2,753	15.5%	11.7%	15.6%
% of FP17s for the same patient ID Re-attending between 3 & 9 months - Children	436	720	60.6%	55.7%	59.4%
% of FP17s for the same patient ID Re-attending between 3 & 9 months - Adults	1,676	2,753	60.9%	51.0%	55.5%
% of FP17s for Band 1 Urgent Courses	311	3,295	9.4%	8.3%	8.9%
% of FP17s Relating to Free Repair or Replacements	43	3,295	1.3%	0.5%	0.7%
% of FP17s Relating to Continuations	9	3,295	0.3%	0.8%	0.7%
% of Patients satisfied with the dentistry they have received	18	20	90.0%	91.9%	93.6%
% of Patients satisfied with the time they had to wait for an appointment	18	20	90.0%	87.4%	88.1%

* This is based on patients treated on this contract for their most recent course of treatment. Figures in italics indicate the base number of FP17s or Patient Questionnaire responses are less than 100. N/A is shown where the base number of responses is less than 10 during the period. % is calculated as Quantity/Base number*100

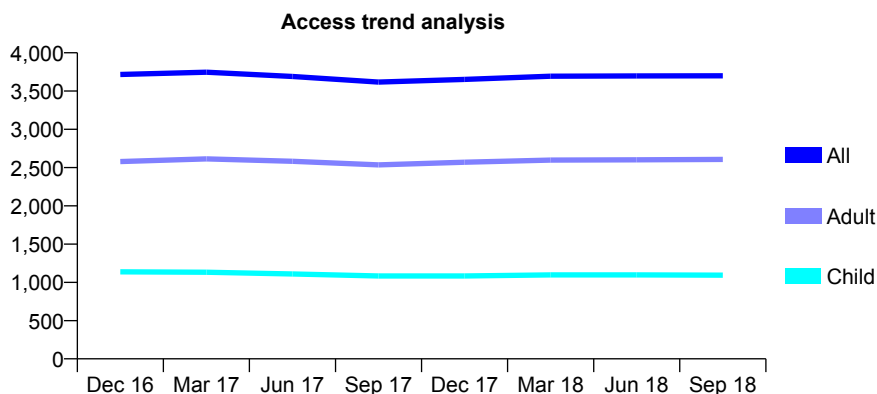
7A2 - Vital Signs At a Glance Contract Report for 573361/0001 - September 2018

Name or company name	MR D CLARKE
Contract type name	GDS Contract
Purpose of contract	General
Contract start date	01/04/2006
Contract end date	

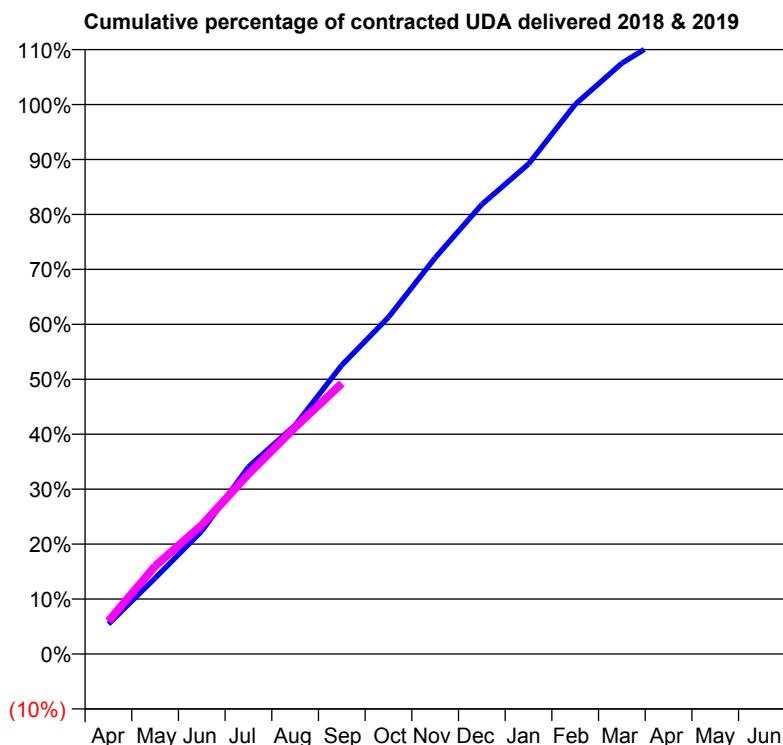
18/19 Contracted general activity (UDA)	9,242
Carry forward general activity (UDA)	0
18/19 Contracted orthodontic activity (UOA)	0
Carry forward orthodontic activity (UOA)	0
Baseline contract value	£307,070.38

ACCESS*

Patients seen in 24 months	Total	Change since previous quarter
Quarter ending September 2017	3,618	
Quarter ending December 2017	3,653	→
Quarter ending March 2018	3,694	→
Quarter ending June 2018	3,698	→
Quarter ending September 2018	3,700	→
Variance since September 2017	2.3%	↑



ACTIVITY



Month	Adjusted Scheduled Activity (UDA)	
	2018	2019
April	504	556
May	1,277	1,478
June	2,070	2,169
July	3,148	3,027
August	3,847	3,812
September	4,860	4,552
October	5,664	
November	6,664	
December	7,561	
January	8,240	
February	9,244	
March	9,937	
April	10,416	
May	10,412	
June	10,428	

QUALITY

	Quantity	Base Number	Contract	LHB	Wales
% of FP17s for the same patient ID Re-attending within 3 months - Children	26	802	3.2%	8.0%	10.9%
% of FP17s for the same patient ID Re-attending within 3 months - Adults	143	1,428	10.0%	11.7%	15.6%
% of FP17s for the same patient ID Re-attending between 3 & 9 months - Children	454	802	56.6%	55.7%	59.4%
% of FP17s for the same patient ID Re-attending between 3 & 9 months - Adults	599	1,428	41.9%	51.0%	55.5%
% of FP17s for Band 1 Urgent Courses	277	2,026	13.7%	8.3%	8.9%
% of FP17s Relating to Free Repair or Replacements	1	2,026	0.0%	0.5%	0.7%
% of FP17s Relating to Continuations	3	2,026	0.1%	0.8%	0.7%
% of Patients satisfied with the dentistry they have received	13	13	100.0%	91.9%	93.6%
% of Patients satisfied with the time they had to wait for an appointment	11	13	84.6%	87.4%	88.1%

* This is based on patients treated on this contract for their most recent course of treatment. Figures in italics indicate the base number of FP17s or Patient Questionnaire responses are less than 100. N/A is shown where the base number of responses is less than 10 during the period. % is calculated as Quantity/Base number*100

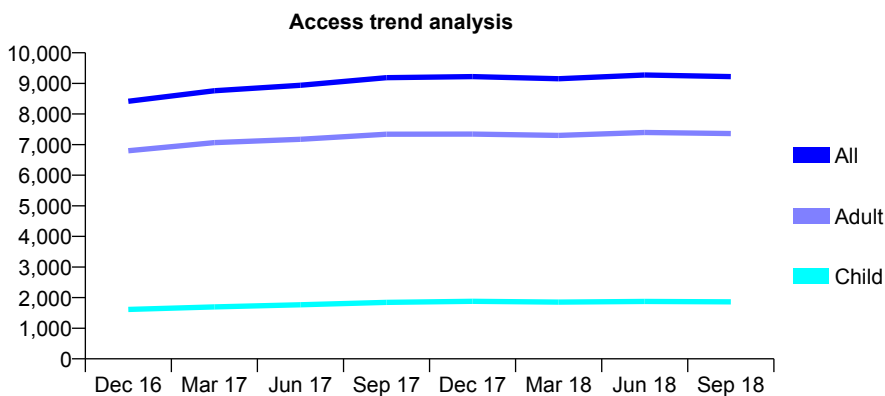
7A2 - Vital Signs At a Glance Contract Report for 648671/0001 - September 2018

Name or company name	MR AJ BEAZLEY
Contract type name	GDS Contract
Purpose of contract	General
Contract start date	01/04/2006
Contract end date	

18/19 Contracted general activity (UDA)	25,675
Carry forward general activity (UDA)	-197
18/19 Contracted orthodontic activity (UOA)	0
Carry forward orthodontic activity (UOA)	0
Baseline contract value	£831,820.13

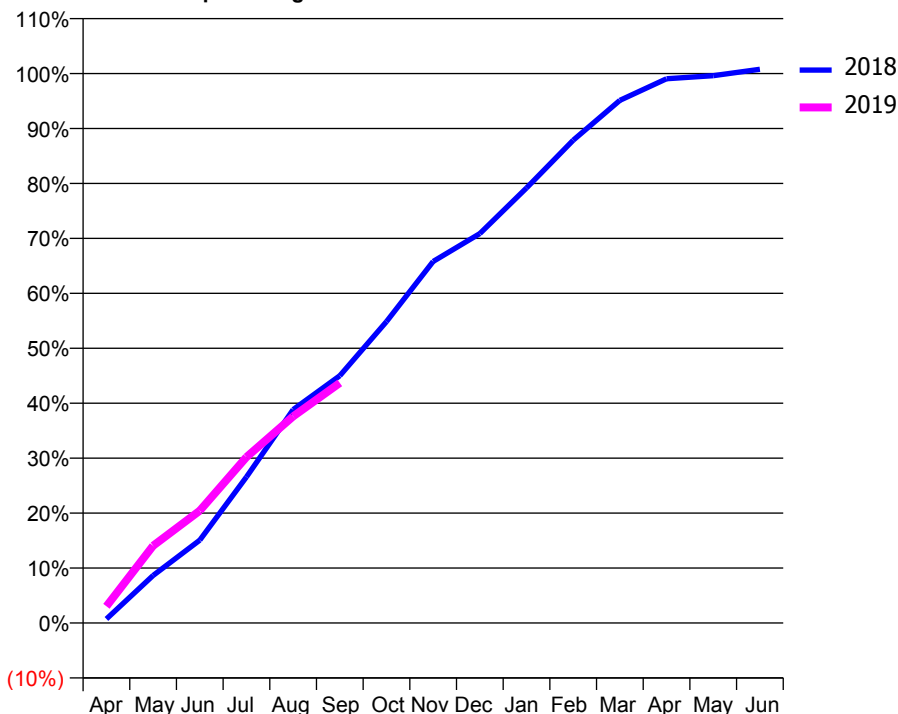
ACCESS*

Patients seen in 24 months	Total	Change since previous quarter
Quarter ending September 2017	9,186	
Quarter ending December 2017	9,223	→
Quarter ending March 2018	9,152	→
Quarter ending June 2018	9,273	→
Quarter ending September 2018	9,222	→
Variance since September 2017	0.4%	→



ACTIVITY

Cumulative percentage of contracted UDA delivered 2018 & 2019



Month	Adjusted Scheduled Activity (UDA)	
	2018	2019
April	189	783
May	2,223	3,610
June	3,872	5,248
July	6,824	7,755
August	9,972	9,652
September	11,557	11,218
October	14,086	
November	16,893	
December	18,195	
January	20,325	
February	22,560	
March	24,423	
April	25,432	
May	25,576	
June	25,872	

QUALITY

	Quantity	Base Number	Contract	LHB	Wales
% of FP17s for the same patient ID Re-attending within 3 months - Children	92	1,348	6.8%	8.0%	10.9%
% of FP17s for the same patient ID Re-attending within 3 months - Adults	582	4,912	11.8%	11.7%	15.6%
% of FP17s for the same patient ID Re-attending between 3 & 9 months - Children	803	1,348	59.6%	55.7%	59.4%
% of FP17s for the same patient ID Re-attending between 3 & 9 months - Adults	2,599	4,912	52.9%	51.0%	55.5%
% of FP17s for Band 1 Urgent Courses	330	5,560	5.9%	8.3%	8.9%
% of FP17s Relating to Free Repair or Replacements	45	5,560	0.8%	0.5%	0.7%
% of FP17s Relating to Continuations	17	5,560	0.3%	0.8%	0.7%
% of Patients satisfied with the dentistry they have received	33	34	97.1%	91.9%	93.6%
% of Patients satisfied with the time they had to wait for an appointment	33	34	97.1%	87.4%	88.1%

* This is based on patients treated on this contract for their most recent course of treatment. Figures in italics indicate the base number of FP17s or Patient Questionnaire responses are less than 100. N/A is shown where the base number of responses is less than 10 during the period. % is calculated as Quantity/Base number*100

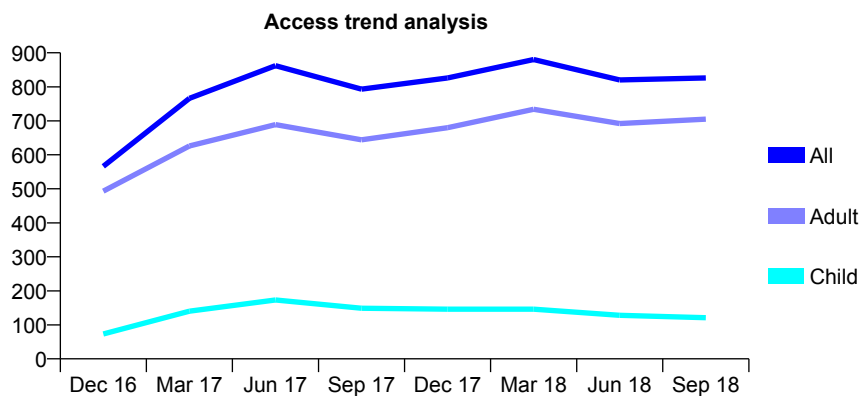
7A2 - Vital Signs At a Glance Contract Report for 648671/0005 - September 2018

Name or company name	MR AJ BEAZLEY
Contract type name	GDS Contract
Purpose of contract	General
Contract start date	01/05/2015
Contract end date	

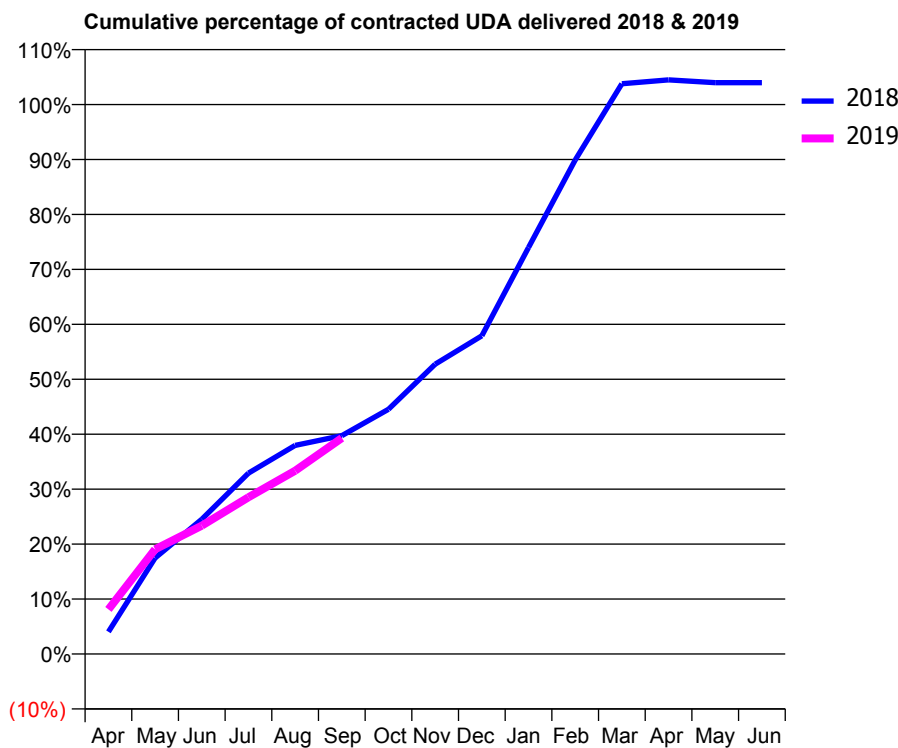
18/19 Contracted general activity (UDA)	1,764
Carry forward general activity (UDA)	-70
18/19 Contracted orthodontic activity (UOA)	0
Carry forward orthodontic activity (UOA)	0
Baseline contract value	£58,666.45

ACCESS*

Patients seen in 24 months	Total	Change since previous quarter
Quarter ending September 2017	793	
Quarter ending December 2017	826	↑
Quarter ending March 2018	880	↑
Quarter ending June 2018	820	↓
Quarter ending September 2018	826	→
Variance since September 2017	4.2%	↑



ACTIVITY



Month	Adjusted Scheduled Activity (UDA)	
	2018	2019
April	71	143
May	308	336
June	433	412
July	581	503
August	670	588
September	701	693
October	786	
November	931	
December	1,022	
January	1,305	
February	1,586	
March	1,831	
April	1,843	
May	1,834	
June	1,834	

QUALITY

	Quantity	Base Number	Contract	LHB	Wales
% of FP17s for the same patient ID Re-attending within 3 months - Children	2	30	6.7%	8.0%	10.9%
% of FP17s for the same patient ID Re-attending within 3 months - Adults	14	273	5.1%	11.7%	15.6%
% of FP17s for the same patient ID Re-attending between 3 & 9 months - Children	0	30	0.0%	55.7%	59.4%
% of FP17s for the same patient ID Re-attending between 3 & 9 months - Adults	6	273	2.2%	51.0%	55.5%
% of FP17s for Band 1 Urgent Courses	232	300	77.3%	8.3%	8.9%
% of FP17s Relating to Free Repair or Replacements	0	300	0.0%	0.5%	0.7%
% of FP17s Relating to Continuations	1	300	0.3%	0.8%	0.7%
% of Patients satisfied with the dentistry they have received	0	0	N/A	91.9%	93.6%
% of Patients satisfied with the time they had to wait for an appointment	0	0	N/A	87.4%	88.1%

* This is based on patients treated on this contract for their most recent course of treatment. Figures in italics indicate the base number of FP17s or Patient Questionnaire responses are less than 100. N/A is shown where the base number of responses is less than 10 during the period. % is calculated as Quantity/Base number*100

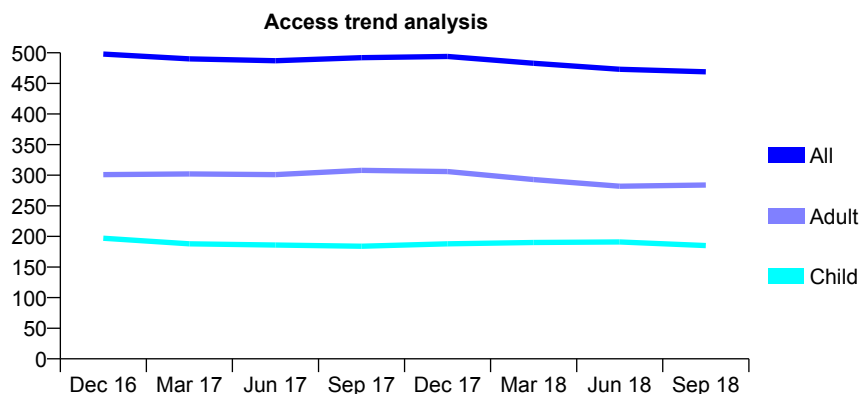
7A2 - Vital Signs At a Glance Contract Report for 722529/0001 - September 2018

Name or company name	MR G REES
Contract type name	GDS Contract
Purpose of contract	General
Contract start date	01/04/2006
Contract end date	

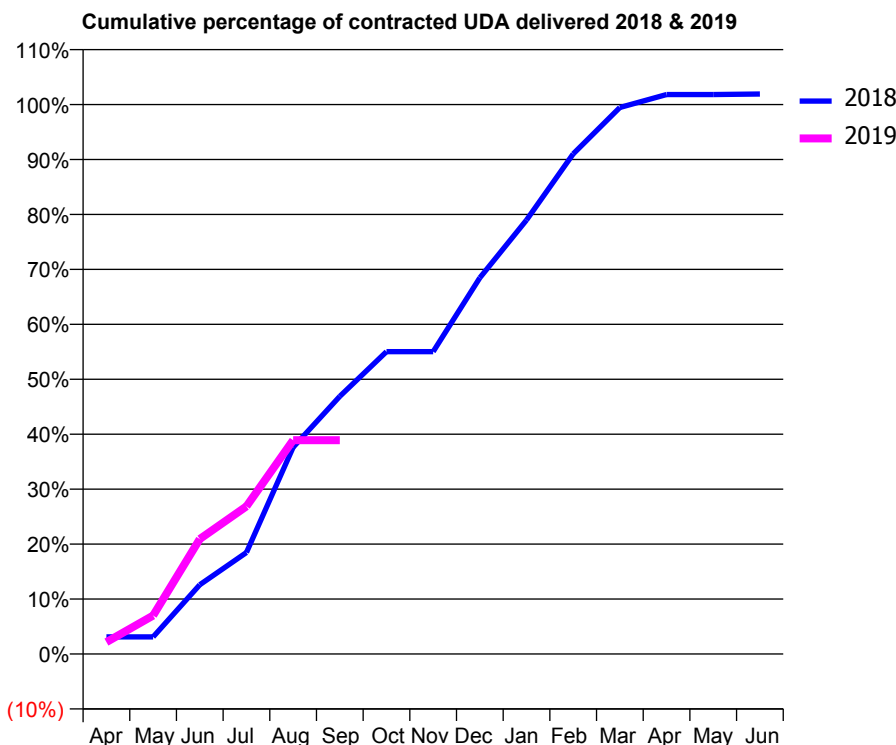
18/19 Contracted general activity (UDA)	1,057
Carry forward general activity (UDA)	-20
18/19 Contracted orthodontic activity (UOA)	0
Carry forward orthodontic activity (UOA)	0
Baseline contract value	£25,158.20

ACCESS*

Patients seen in 24 months	Total	Change since previous quarter
Quarter ending September 2017	492	
Quarter ending December 2017	494	→
Quarter ending March 2018	483	↓
Quarter ending June 2018	473	↓
Quarter ending September 2018	469	→
Variance since September 2017	(4.7%)	↓



ACTIVITY



Month	Adjusted Scheduled Activity (UDA)	
	2018	2019
April	33	23
May	33	74
June	133	221
July	195	284
August	398	411
September	496	411
October	582	
November	582	
December	724	
January	835	
February	962	
March	1,051	
April	1,076	
May	1,076	
June	1,077	

QUALITY

	Quantity	Base Number	Contract	LHB	Wales
% of FP17s for the same patient ID Re-attending within 3 months - Children	2	108	1.9%	8.0%	10.9%
% of FP17s for the same patient ID Re-attending within 3 months - Adults	7	126	5.6%	11.7%	15.6%
% of FP17s for the same patient ID Re-attending between 3 & 9 months - Children	50	108	46.3%	55.7%	59.4%
% of FP17s for the same patient ID Re-attending between 3 & 9 months - Adults	68	126	54.0%	51.0%	55.5%
% of FP17s for Band 1 Urgent Courses	2	212	0.9%	8.3%	8.9%
% of FP17s Relating to Free Repair or Replacements	0	212	0.0%	0.5%	0.7%
% of FP17s Relating to Continuations	1	212	0.5%	0.8%	0.7%
% of Patients satisfied with the dentistry they have received	0	0	N/A	91.9%	93.6%
% of Patients satisfied with the time they had to wait for an appointment	0	0	N/A	87.4%	88.1%

* This is based on patients treated on this contract for their most recent course of treatment. Figures in italics indicate the base number of FP17s or Patient Questionnaire responses are less than 100. N/A is shown where the base number of responses is less than 10 during the period. % is calculated as Quantity/Base number*100

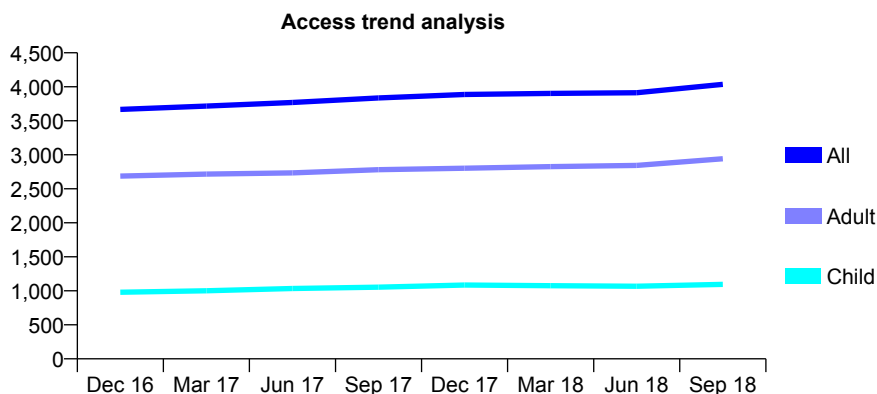
7A2 - Vital Signs At a Glance Contract Report for 819476/0001 - September 2018

Name or company name	F Bevan & A Abouserwel
Contract type name	GDS Contract
Purpose of contract	General
Contract start date	01/04/2006
Contract end date	

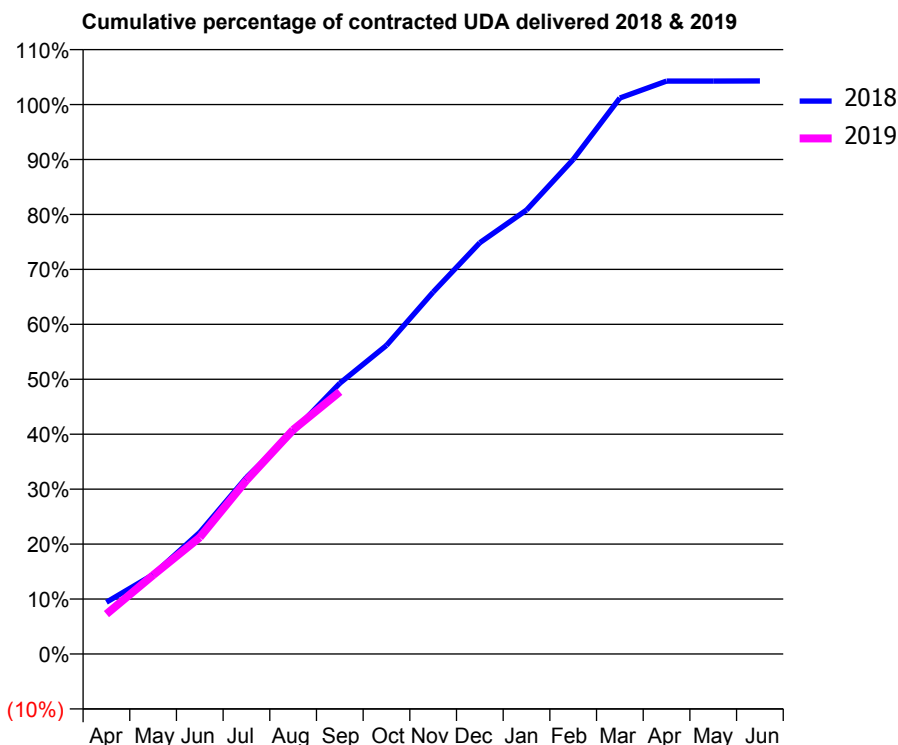
18/19 Contracted general activity (UDA)	8,322
Carry forward general activity (UDA)	-356
18/19 Contracted orthodontic activity (UOA)	0
Carry forward orthodontic activity (UOA)	0
Baseline contract value	£233,196.72

ACCESS*

Patients seen in 24 months	Total	Change since previous quarter
Quarter ending September 2017	3,836	
Quarter ending December 2017	3,888	→
Quarter ending March 2018	3,902	→
Quarter ending June 2018	3,912	→
Quarter ending September 2018	4,037	↑
Variance since September 2017	5.2%	↑



ACTIVITY



Month	Adjusted Scheduled Activity (UDA)	
	2018	2019
April	784	605
May	1,202	1,195
June	1,844	1,766
July	2,674	2,629
August	3,368	3,396
September	4,101	3,972
October	4,674	
November	5,482	
December	6,230	
January	6,723	
February	7,490	
March	8,420	
April	8,676	
May	8,676	
June	8,678	

QUALITY

	Quantity	Base Number	Contract	LHB	Wales
% of FP17s for the same patient ID Re-attending within 3 months - Children	16	598	2.7%	8.0%	10.9%
% of FP17s for the same patient ID Re-attending within 3 months - Adults	135	1,647	8.2%	11.7%	15.6%
% of FP17s for the same patient ID Re-attending between 3 & 9 months - Children	266	598	44.5%	55.7%	59.4%
% of FP17s for the same patient ID Re-attending between 3 & 9 months - Adults	776	1,647	47.1%	51.0%	55.5%
% of FP17s for Band 1 Urgent Courses	191	2,070	9.2%	8.3%	8.9%
% of FP17s Relating to Free Repair or Replacements	0	2,070	0.0%	0.5%	0.7%
% of FP17s Relating to Continuations	0	2,070	0.0%	0.8%	0.7%
% of Patients satisfied with the dentistry they have received	9	12	75.0%	91.9%	93.6%
% of Patients satisfied with the time they had to wait for an appointment	8	12	66.7%	87.4%	88.1%

* This is based on patients treated on this contract for their most recent course of treatment. Figures in italics indicate the base number of FP17s or Patient Questionnaire responses are less than 100. N/A is shown where the base number of responses is less than 10 during the period. % is calculated as Quantity/Base number*100

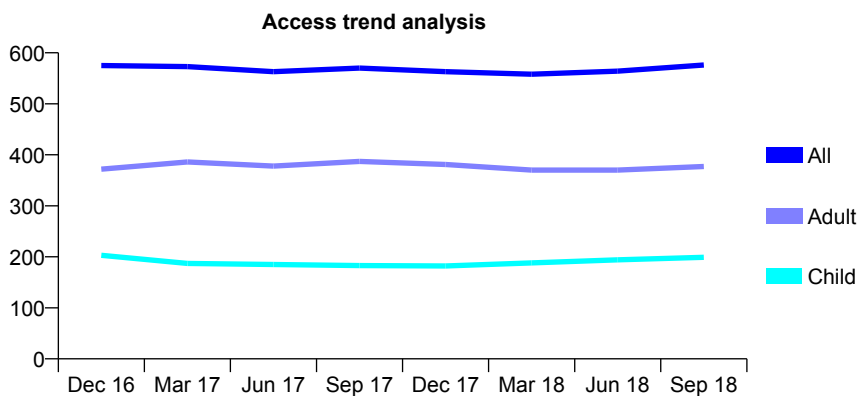
7A2 - Vital Signs At a Glance Contract Report for 819484/0001 - September 2018

Name or company name	MRS SP PHILLIPS
Contract type name	GDS Contract
Purpose of contract	General
Contract start date	01/04/2006
Contract end date	

18/19 Contracted general activity (UDA)	1,414
Carry forward general activity (UDA)	-21
18/19 Contracted orthodontic activity (UOA)	0
Carry forward orthodontic activity (UOA)	0
Baseline contract value	£32,977.90

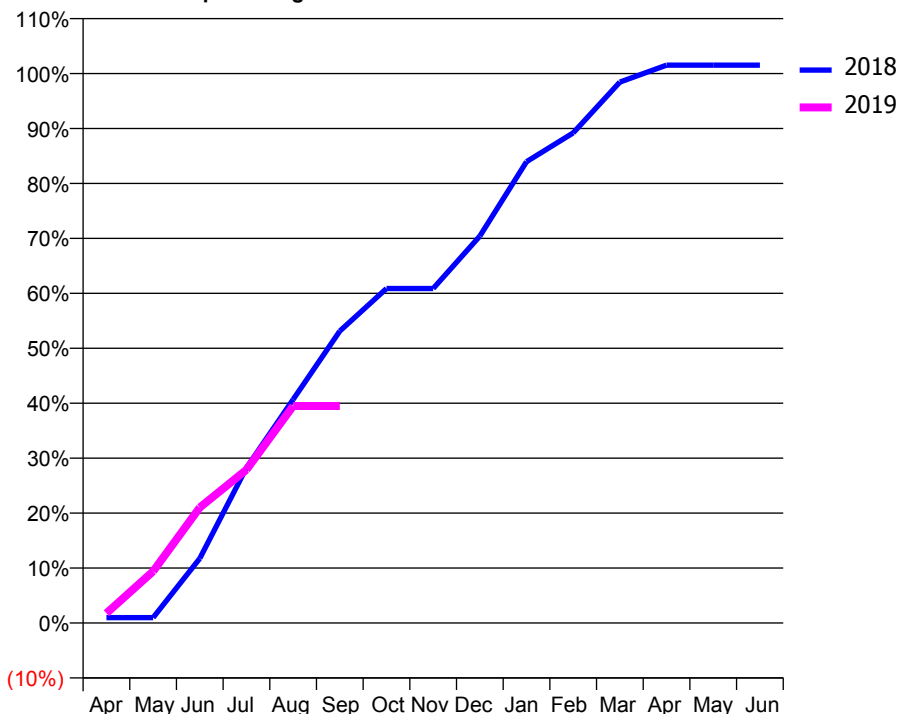
ACCESS*

Patients seen in 24 months	Total	Change since previous quarter
Quarter ending September 2017	570	
Quarter ending December 2017	563	↓
Quarter ending March 2018	558	→
Quarter ending June 2018	564	→
Quarter ending September 2018	576	↑
Variance since September 2017	1.1%	→



ACTIVITY

Cumulative percentage of contracted UDA delivered 2018 & 2019



Adjusted Scheduled Activity (UDA)

Month	2018	2019
April	14	25
May	14	133
June	166	297
July	400	394
August	575	558
September	751	558
October	861	
November	861	
December	996	
January	1,187	
February	1,261	
March	1,392	
April	1,435	
May	1,435	
June	1,435	

QUALITY

	Quantity	Base Number	Contract	LHB	Wales
% of FP17s for the same patient ID Re-attending within 3 months - Children	6	158	3.8%	8.0%	10.9%
% of FP17s for the same patient ID Re-attending within 3 months - Adults	40	259	15.4%	11.7%	15.6%
% of FP17s for the same patient ID Re-attending between 3 & 9 months - Children	107	158	67.7%	55.7%	59.4%
% of FP17s for the same patient ID Re-attending between 3 & 9 months - Adults	160	259	61.8%	51.0%	55.5%
% of FP17s for Band 1 Urgent Courses	33	395	8.4%	8.3%	8.9%
% of FP17s Relating to Free Repair or Replacements	0	395	0.0%	0.5%	0.7%
% of FP17s Relating to Continuations	0	395	0.0%	0.8%	0.7%
% of Patients satisfied with the dentistry they have received	1	1	N/A	91.9%	93.6%
% of Patients satisfied with the time they had to wait for an appointment	1	1	N/A	87.4%	88.1%

* This is based on patients treated on this contract for their most recent course of treatment. Figures in italics indicate the base number of FP17s or Patient Questionnaire responses are less than 100. N/A is shown where the base number of responses is less than 10 during the period. % is calculated as Quantity/Base number*100

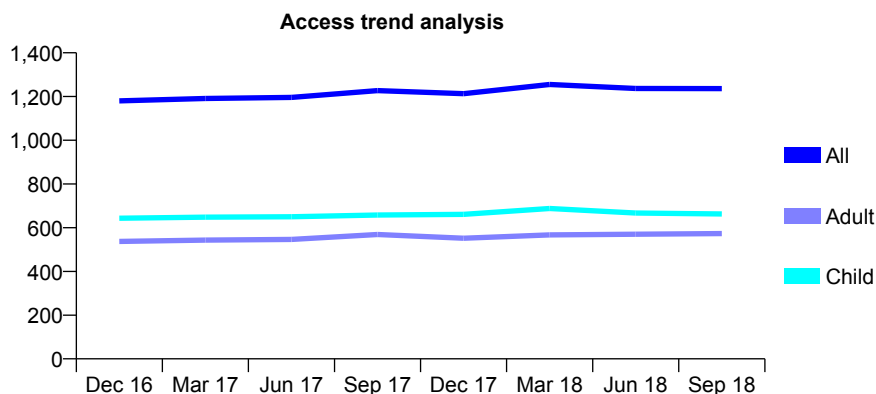
7A2 - Vital Signs At a Glance Contract Report for 825190/0001 - September 2018

Name or company name	MR NS WATTS
Contract type name	GDS Contract
Purpose of contract	General
Contract start date	01/04/2006
Contract end date	

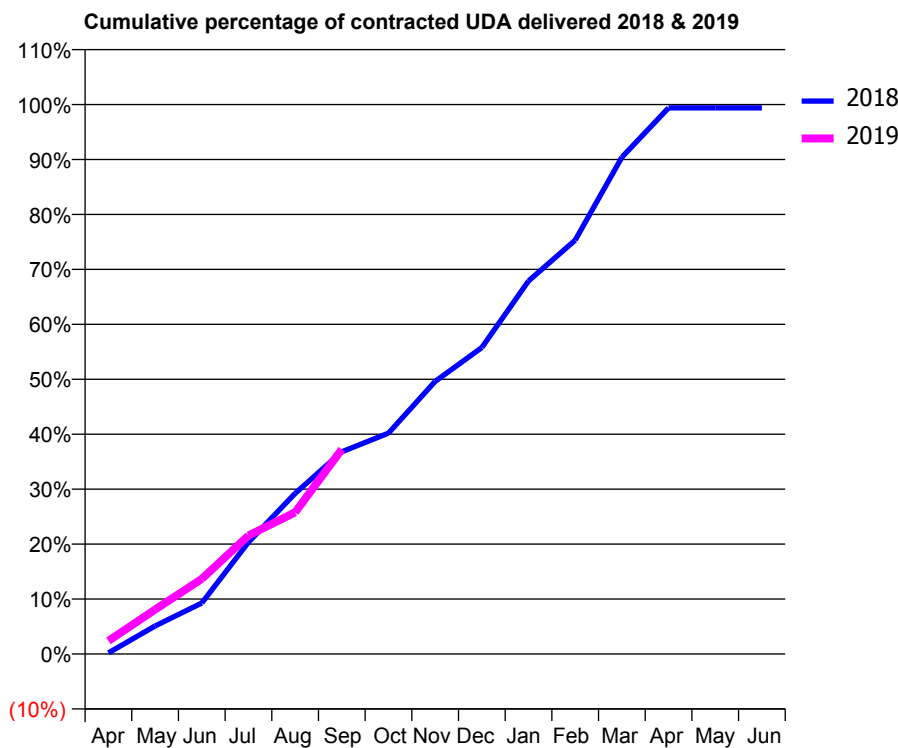
18/19 Contracted general activity (UDA)	2,473
Carry forward general activity (UDA)	15
18/19 Contracted orthodontic activity (UOA)	0
Carry forward orthodontic activity (UOA)	0
Baseline contract value	£70,541.19

ACCESS*

Patients seen in 24 months	Total	Change since previous quarter
Quarter ending September 2017	1,227	
Quarter ending December 2017	1,213	↓
Quarter ending March 2018	1,255	↑
Quarter ending June 2018	1,237	↓
Quarter ending September 2018	1,236	→
Variance since September 2017	0.7%	→



ACTIVITY



Month	Adjusted Scheduled Activity (UDA)	
	2018	2019
April	5	59
May	126	200
June	229	338
July	503	533
August	723	638
September	910	921
October	994	
November	1,227	
December	1,379	
January	1,679	
February	1,863	
March	2,236	
April	2,458	
May	2,458	
June	2,458	

QUALITY

	Quantity	Base Number	Contract	LHB	Wales
% of FP17s for the same patient ID Re-attending within 3 months - Children	44	470	9.4%	8.0%	10.9%
% of FP17s for the same patient ID Re-attending within 3 months - Adults	27	261	10.3%	11.7%	15.6%
% of FP17s for the same patient ID Re-attending between 3 & 9 months - Children	230	470	48.9%	55.7%	59.4%
% of FP17s for the same patient ID Re-attending between 3 & 9 months - Adults	87	261	33.3%	51.0%	55.5%
% of FP17s for Band 1 Urgent Courses	76	618	12.3%	8.3%	8.9%
% of FP17s Relating to Free Repair or Replacements	0	618	0.0%	0.5%	0.7%
% of FP17s Relating to Continuations	0	618	0.0%	0.8%	0.7%
% of Patients satisfied with the dentistry they have received	4	4	N/A	91.9%	93.6%
% of Patients satisfied with the time they had to wait for an appointment	4	4	N/A	87.4%	88.1%

* This is based on patients treated on this contract for their most recent course of treatment. Figures in italics indicate the base number of FP17s or Patient Questionnaire responses are less than 100. N/A is shown where the base number of responses is less than 10 during the period. % is calculated as Quantity/Base number*100

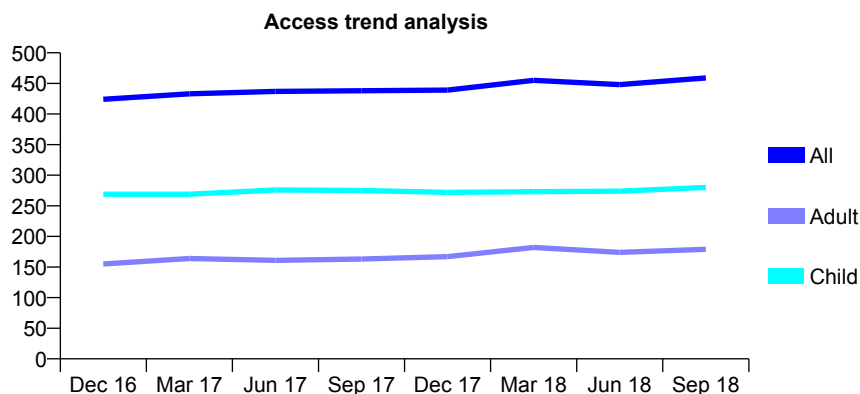
7A2 - Vital Signs At a Glance Contract Report for 846864/0001 - September 2018

Name or company name	MR AJ BHATTACHERJEE
Contract type name	GDS Contract
Purpose of contract	General
Contract start date	01/04/2006
Contract end date	

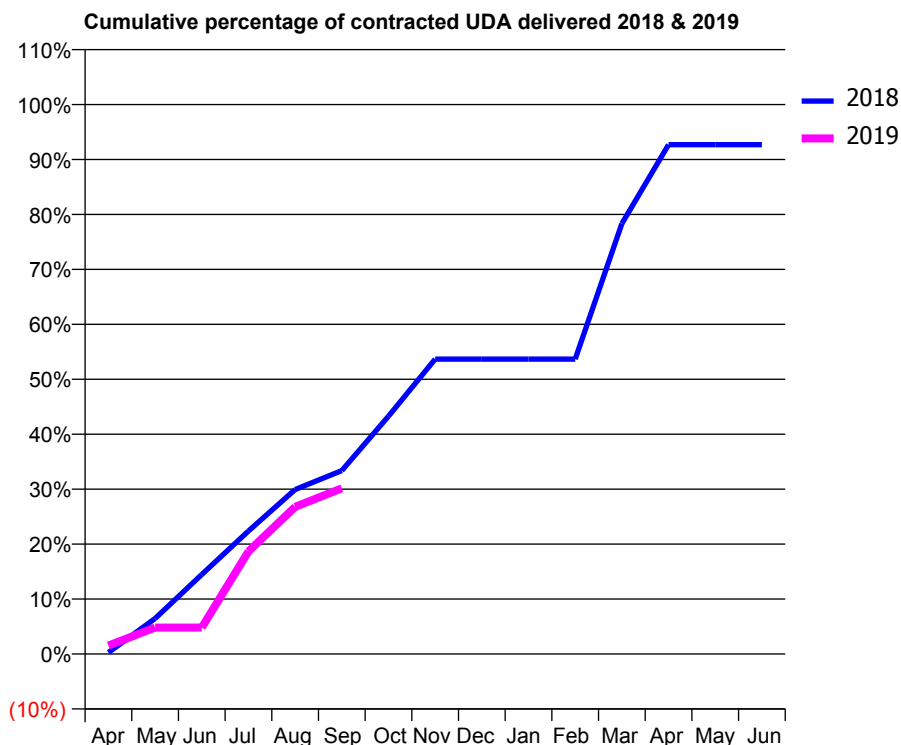
18/19 Contracted general activity (UDA)	1,100
Carry forward general activity (UDA)	0
18/19 Contracted orthodontic activity (UOA)	0
Carry forward orthodontic activity (UOA)	0
Baseline contract value	£26,856.32

ACCESS*

Patients seen in 24 months	Total	Change since previous quarter
Quarter ending September 2017	438	
Quarter ending December 2017	439	→
Quarter ending March 2018	455	↑
Quarter ending June 2018	448	↓
Quarter ending September 2018	459	↑
Variance since September 2017	4.8%	↑



ACTIVITY



Month	Adjusted Scheduled Activity (UDA)	
	2018	2019
April	3	17
May	71	53
June	159	53
July	246	205
August	329	295
September	367	332
October	476	
November	590	
December	590	
January	590	
February	590	
March	862	
April	1,020	
May	1,020	
June	1,020	

QUALITY

	Quantity	Base Number	Contract	LHB	Wales
% of FP17s for the same patient ID Re-attending within 3 months - Children	5	178	2.8%	8.0%	10.9%
% of FP17s for the same patient ID Re-attending within 3 months - Adults	7	102	6.9%	11.7%	15.6%
% of FP17s for the same patient ID Re-attending between 3 & 9 months - Children	107	178	60.1%	55.7%	59.4%
% of FP17s for the same patient ID Re-attending between 3 & 9 months - Adults	66	102	64.7%	51.0%	55.5%
% of FP17s for Band 1 Urgent Courses	4	207	1.9%	8.3%	8.9%
% of FP17s Relating to Free Repair or Replacements	0	207	0.0%	0.5%	0.7%
% of FP17s Relating to Continuations	1	207	0.5%	0.8%	0.7%
% of Patients satisfied with the dentistry they have received	4	5	N/A	91.9%	93.6%
% of Patients satisfied with the time they had to wait for an appointment	5	5	N/A	87.4%	88.1%

* This is based on patients treated on this contract for their most recent course of treatment. Figures in italics indicate the base number of FP17s or Patient Questionnaire responses are less than 100. N/A is shown where the base number of responses is less than 10 during the period. % is calculated as Quantity/Base number*100

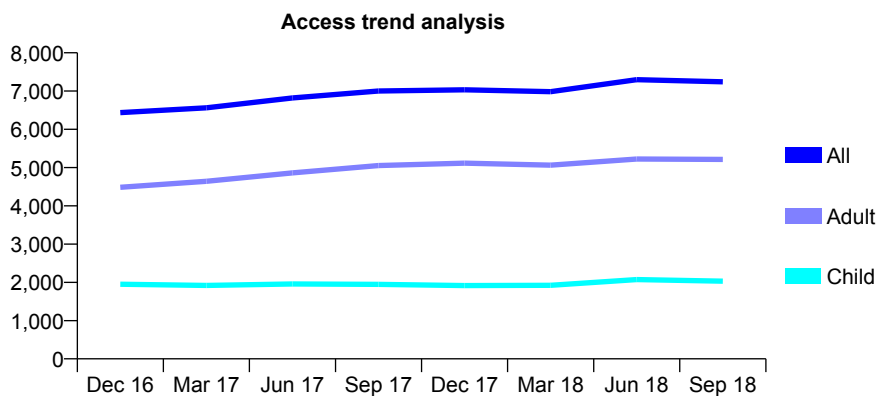
7A2 - Vital Signs At a Glance Contract Report for 852546/0001 - September 2018

Name or company name	Dental Excellence Pembroke Ltd
Contract type name	GDS Contract
Purpose of contract	General
Contract start date	01/04/2006
Contract end date	

18/19 Contracted general activity (UDA)	15,641
Carry forward general activity (UDA)	-166
18/19 Contracted orthodontic activity (UOA)	0
Carry forward orthodontic activity (UOA)	0
Baseline contract value	£390,799.80

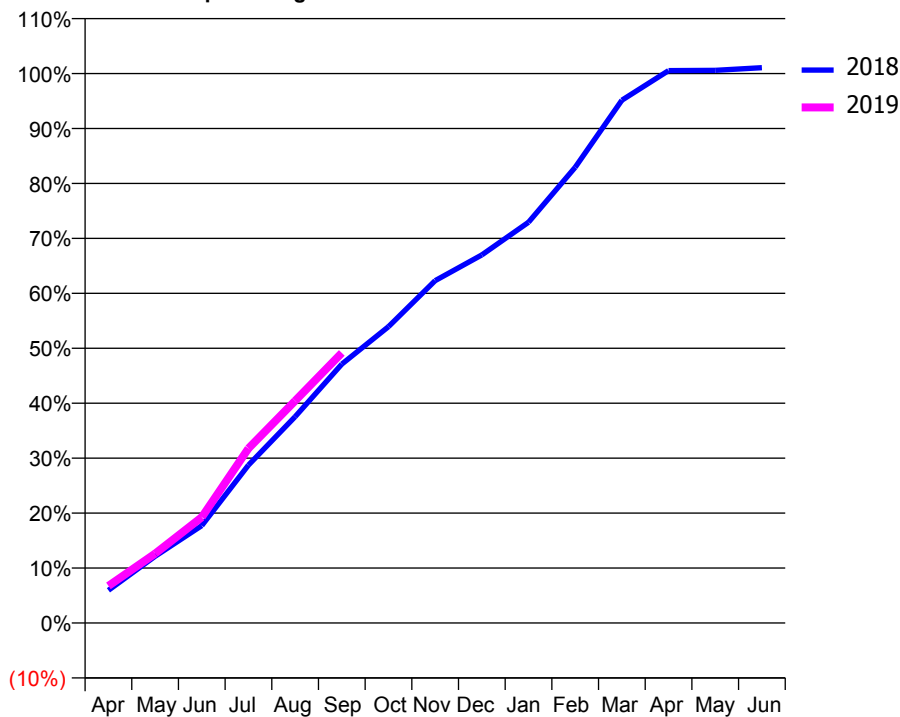
ACCESS*

Patients seen in 24 months	Total	Change since previous quarter
Quarter ending September 2017	7,000	
Quarter ending December 2017	7,031	→
Quarter ending March 2018	6,985	→
Quarter ending June 2018	7,298	↑
Quarter ending September 2018	7,243	→
Variance since September 2017	3.5%	↑



ACTIVITY

Cumulative percentage of contracted UDA delivered 2018 & 2019



Month	Adjusted Scheduled Activity (UDA)	
	2018	2019
April	930	1,059
May	1,901	1,976
June	2,774	3,013
July	4,495	4,969
August	5,875	6,325
September	7,371	7,689
October	8,435	
November	9,744	
December	10,479	
January	11,408	
February	12,971	
March	14,882	
April	15,724	
May	15,732	
June	15,807	

QUALITY

	Quantity	Base Number	Contract	LHB	Wales
% of FP17s for the same patient ID Re-attending within 3 months - Children	63	1,411	4.5%	8.0%	10.9%
% of FP17s for the same patient ID Re-attending within 3 months - Adults	290	3,010	9.6%	11.7%	15.6%
% of FP17s for the same patient ID Re-attending between 3 & 9 months - Children	665	1,411	47.1%	55.7%	59.4%
% of FP17s for the same patient ID Re-attending between 3 & 9 months - Adults	782	3,010	26.0%	51.0%	55.5%
% of FP17s for Band 1 Urgent Courses	450	3,939	11.4%	8.3%	8.9%
% of FP17s Relating to Free Repair or Replacements	25	3,939	0.6%	0.5%	0.7%
% of FP17s Relating to Continuations	19	3,939	0.5%	0.8%	0.7%
% of Patients satisfied with the dentistry they have received	28	31	90.3%	91.9%	93.6%
% of Patients satisfied with the time they had to wait for an appointment	28	31	90.3%	87.4%	88.1%

* This is based on patients treated on this contract for their most recent course of treatment. Figures in italics indicate the base number of FP17s or Patient Questionnaire responses are less than 100. N/A is shown where the base number of responses is less than 10 during the period. % is calculated as Quantity/Base number*100

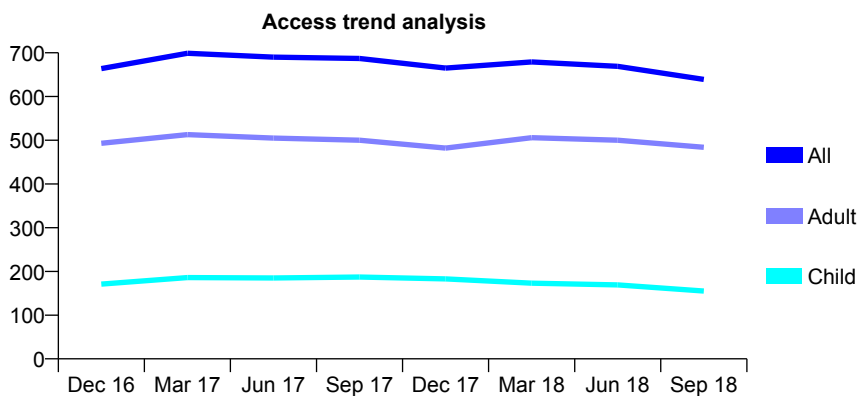
7A2 - Vital Signs At a Glance Contract Report for 857882/0001 - September 2018

Name or company name	MISS DB MOTHIBI
Contract type name	GDS Contract
Purpose of contract	General
Contract start date	28/01/2009
Contract end date	

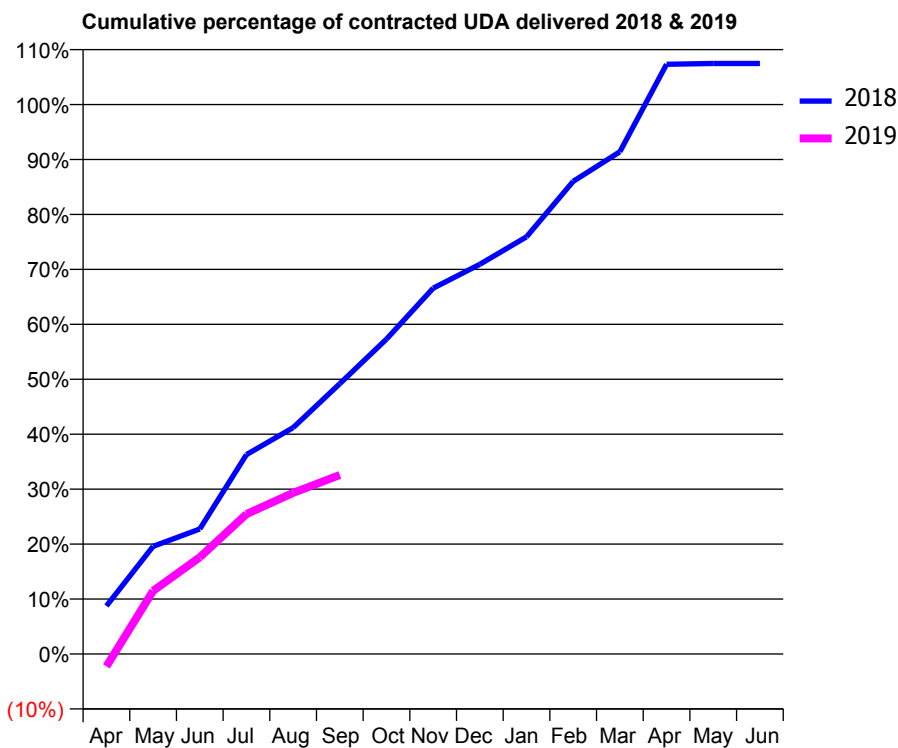
18/19 Contracted general activity (UDA)	1,526
Carry forward general activity (UDA)	39
18/19 Contracted orthodontic activity (UOA)	0
Carry forward orthodontic activity (UOA)	0
Baseline contract value	£42,754.15

ACCESS*

Patients seen in 24 months	Total	Change since previous quarter
Quarter ending September 2017	687	
Quarter ending December 2017	665	↓
Quarter ending March 2018	679	↑
Quarter ending June 2018	669	↓
Quarter ending September 2018	639	↓
Variance since September 2017	(7.0%)	↓



ACTIVITY



Adjusted Scheduled Activity (UDA)		
Month	2018	2019
April	133	-35
May	299	175
June	347	269
July	554	389
August	629	448
September	751	497
October	874	
November	1,016	
December	1,082	
January	1,159	
February	1,312	
March	1,395	
April	1,638	
May	1,640	
June	1,640	

QUALITY

	Quantity	Base Number	Contract	LHB	Wales
% of FP17s for the same patient ID Re-attending within 3 months - Children	14	98	14.3%	8.0%	10.9%
% of FP17s for the same patient ID Re-attending within 3 months - Adults	50	293	17.1%	11.7%	15.6%
% of FP17s for the same patient ID Re-attending between 3 & 9 months - Children	39	98	39.8%	55.7%	59.4%
% of FP17s for the same patient ID Re-attending between 3 & 9 months - Adults	104	293	35.5%	51.0%	55.5%
% of FP17s for Band 1 Urgent Courses	57	296	19.3%	8.3%	8.9%
% of FP17s Relating to Free Repair or Replacements	3	296	1.0%	0.5%	0.7%
% of FP17s Relating to Continuations	3	296	1.0%	0.8%	0.7%
% of Patients satisfied with the dentistry they have received	1	1	N/A	91.9%	93.6%
% of Patients satisfied with the time they had to wait for an appointment	1	1	N/A	87.4%	88.1%

* This is based on patients treated on this contract for their most recent course of treatment. Figures in italics indicate the base number of FP17s or Patient Questionnaire responses are less than 100. N/A is shown where the base number of responses is less than 10 during the period. % is calculated as Quantity/Base number*100

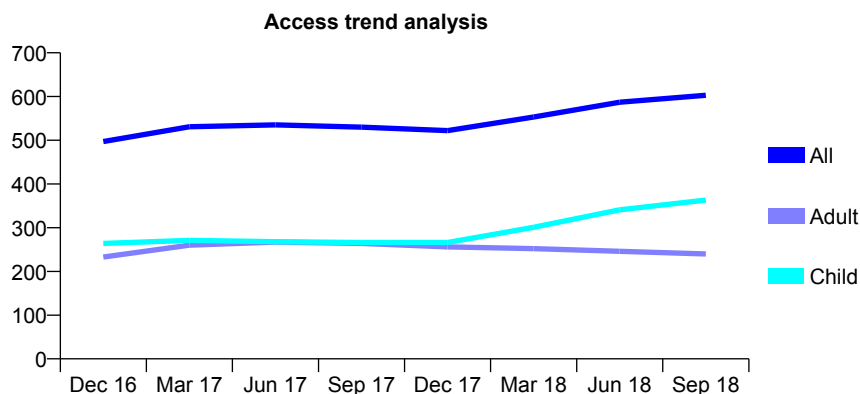
7A2 - Vital Signs At a Glance Contract Report for 905488/0001 - September 2018

Name or company name	MR DM REES
Contract type name	GDS Contract
Purpose of contract	General
Contract start date	01/04/2006
Contract end date	

18/19 Contracted general activity (UDA)	1,135
Carry forward general activity (UDA)	-37
18/19 Contracted orthodontic activity (UOA)	0
Carry forward orthodontic activity (UOA)	0
Baseline contract value	£31,805.97

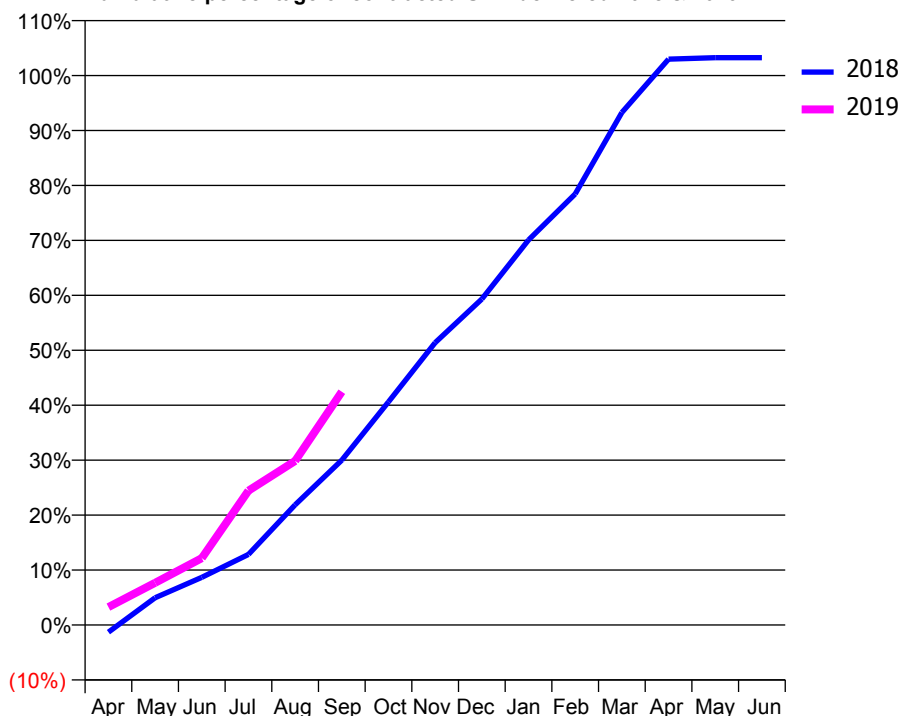
ACCESS*

Patients seen in 24 months	Total	Change since previous quarter
Quarter ending September 2017	530	
Quarter ending December 2017	522	↓
Quarter ending March 2018	553	↑
Quarter ending June 2018	587	↑
Quarter ending September 2018	603	↑
Variance since September 2017	13.8%	↑



ACTIVITY

Cumulative percentage of contracted UDA delivered 2018 & 2019



Month	Adjusted Scheduled Activity (UDA)	
	2018	2019
April	-15	37
May	56	87
June	99	138
July	146	278
August	248	339
September	341	482
October	461	
November	583	
December	673	
January	795	
February	890	
March	1,059	
April	1,169	
May	1,172	
June	1,172	

QUALITY

	Quantity	Base Number	Contract	LHB	Wales
% of FP17s for the same patient ID Re-attending within 3 months - Children	16	299	5.4%	8.0%	10.9%
% of FP17s for the same patient ID Re-attending within 3 months - Adults	8	107	7.5%	11.7%	15.6%
% of FP17s for the same patient ID Re-attending between 3 & 9 months - Children	162	299	54.2%	55.7%	59.4%
% of FP17s for the same patient ID Re-attending between 3 & 9 months - Adults	62	107	57.9%	51.0%	55.5%
% of FP17s for Band 1 Urgent Courses	7	335	2.1%	8.3%	8.9%
% of FP17s Relating to Free Repair or Replacements	3	335	0.9%	0.5%	0.7%
% of FP17s Relating to Continuations	0	335	0.0%	0.8%	0.7%
% of Patients satisfied with the dentistry they have received	4	4	N/A	91.9%	93.6%
% of Patients satisfied with the time they had to wait for an appointment	4	4	N/A	87.4%	88.1%

* This is based on patients treated on this contract for their most recent course of treatment. Figures in italics indicate the base number of FP17s or Patient Questionnaire responses are less than 100. N/A is shown where the base number of responses is less than 10 during the period. % is calculated as Quantity/Base number*100

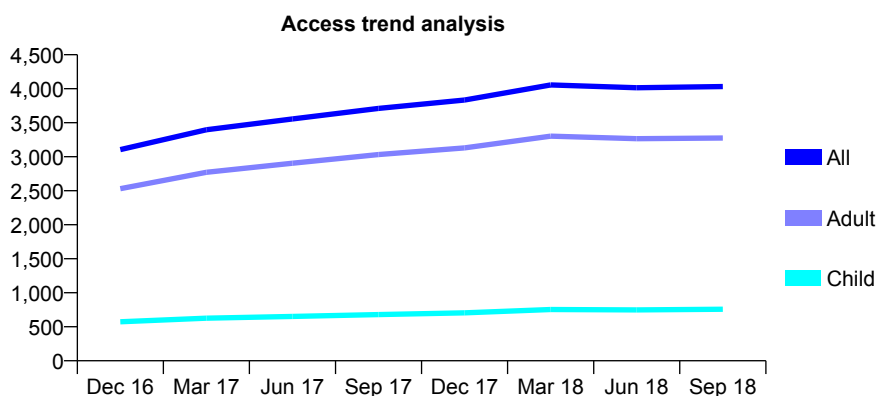
7A3 - Vital Signs At a Glance Contract Report for 100119/0000 - September 2018

Name or company name	Andrew Williams
Contract type name	GDS Contract
Purpose of contract	General
Contract start date	07/04/2016
Contract end date	

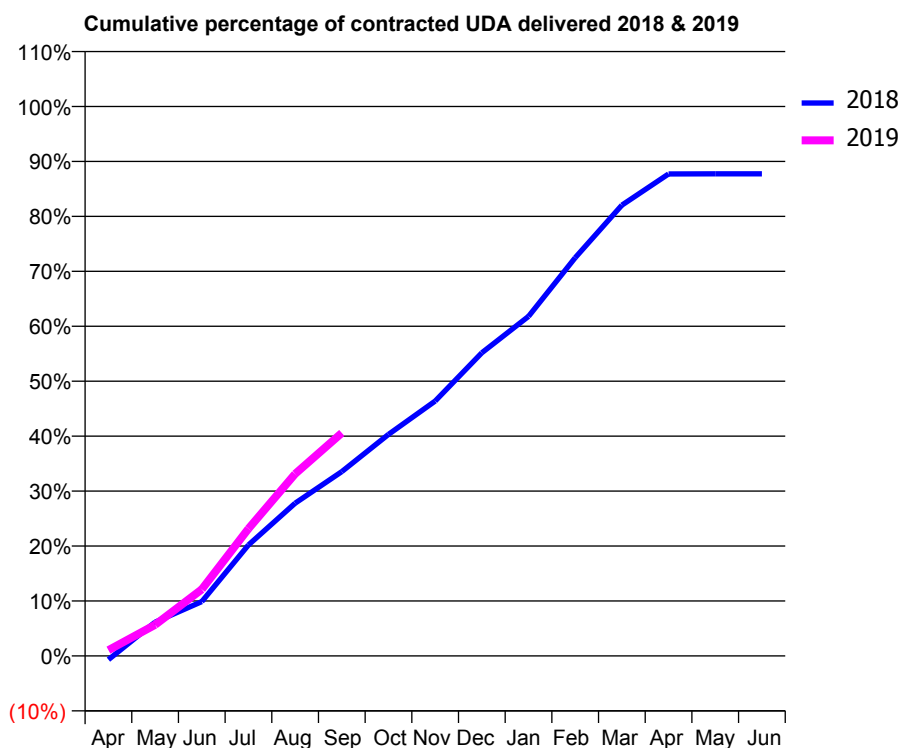
18/19 Contracted general activity (UDA)	12,135
Carry forward general activity (UDA)	0
18/19 Contracted orthodontic activity (UOA)	0
Carry forward orthodontic activity (UOA)	0
Baseline contract value	£303,374.09

ACCESS*

Patients seen in 24 months	Total	Change since previous quarter
Quarter ending September 2017	3,711	
Quarter ending December 2017	3,834	↑
Quarter ending March 2018	4,056	↑
Quarter ending June 2018	4,014	↓
Quarter ending September 2018	4,033	→
Variance since September 2017	8.7%	↑



ACTIVITY



Month	Adjusted Scheduled Activity (UDA)	
	2018	2019
April	-84	127
May	747	687
June	1,201	1,472
July	2,452	2,812
August	3,374	4,022
September	4,072	4,924
October	4,892	
November	5,629	
December	6,695	
January	7,499	
February	8,794	
March	9,954	
April	10,645	
May	10,648	
June	10,646	

QUALITY

	Quantity	Base Number	Contract	LHB	Wales
% of FP17s for the same patient ID Re-attending within 3 months - Children	33	596	5.5%	9.7%	10.9%
% of FP17s for the same patient ID Re-attending within 3 months - Adults	281	2,568	10.9%	14.3%	15.6%
% of FP17s for the same patient ID Re-attending between 3 & 9 months - Children	383	596	64.3%	54.8%	59.4%
% of FP17s for the same patient ID Re-attending between 3 & 9 months - Adults	1,679	2,568	65.4%	52.0%	55.5%
% of FP17s for Band 1 Urgent Courses	165	2,860	5.8%	9.5%	8.9%
% of FP17s Relating to Free Repair or Replacements	15	2,860	0.5%	0.8%	0.7%
% of FP17s Relating to Continuations	5	2,860	0.2%	0.6%	0.7%
% of Patients satisfied with the dentistry they have received	8	9	N/A	93.4%	93.6%
% of Patients satisfied with the time they had to wait for an appointment	7	9	N/A	89.2%	88.1%

* This is based on patients treated on this contract for their most recent course of treatment. Figures in italics indicate the base number of FP17s or Patient Questionnaire responses are less than 100. N/A is shown where the base number of responses is less than 10 during the period. % is calculated as Quantity/Base number*100

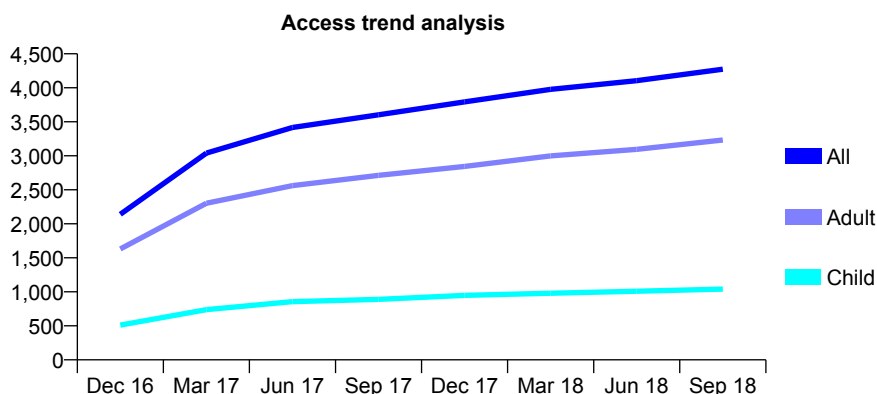
7A3 - Vital Signs At a Glance Contract Report for 100189/0000 - September 2018

Name or company name	Townhill Dental Surgery
Contract type name	GDS Contract
Purpose of contract	General
Contract start date	24/05/2016
Contract end date	

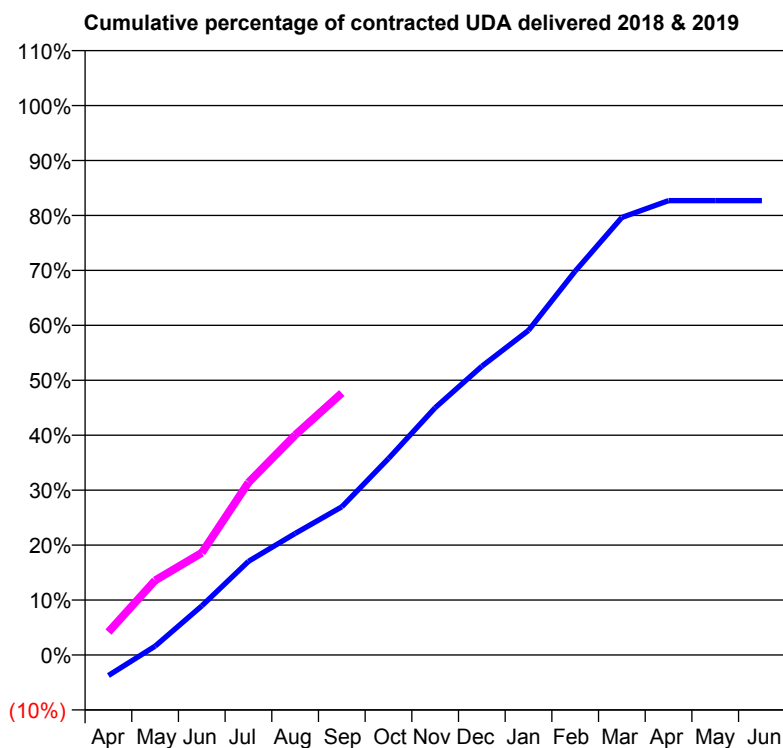
18/19 Contracted general activity (UDA)	14,100
Carry forward general activity (UDA)	0
18/19 Contracted orthodontic activity (UOA)	0
Carry forward orthodontic activity (UOA)	0
Baseline contract value	£352,457.20

ACCESS*

Patients seen in 24 months	Total	Change since previous quarter
Quarter ending September 2017	3,602	
Quarter ending December 2017	3,793	↑
Quarter ending March 2018	3,978	↑
Quarter ending June 2018	4,104	↑
Quarter ending September 2018	4,274	↑
Variance since September 2017	18.7%	↑



ACTIVITY



Month	Adjusted Scheduled Activity (UDA)	
	2018	2019
April	-528	591
May	227	1,915
June	1,260	2,621
July	2,403	4,427
August	3,117	5,645
September	3,803	6,721
October	5,041	
November	6,344	
December	7,410	
January	8,330	
February	9,850	
March	11,226	
April	11,659	
May	11,659	
June	11,659	

QUALITY

	Quantity	Base Number	Contract	LHB	Wales
% of FP17s for the same patient ID Re-attending within 3 months - Children	70	815	8.6%	9.7%	10.9%
% of FP17s for the same patient ID Re-attending within 3 months - Adults	501	2,547	19.7%	14.3%	15.6%
% of FP17s for the same patient ID Re-attending between 3 & 9 months - Children	473	815	58.0%	54.8%	59.4%
% of FP17s for the same patient ID Re-attending between 3 & 9 months - Adults	1,348	2,547	52.9%	52.0%	55.5%
% of FP17s for Band 1 Urgent Courses	293	3,158	9.3%	9.5%	8.9%
% of FP17s Relating to Free Repair or Replacements	56	3,158	1.8%	0.8%	0.7%
% of FP17s Relating to Continuations	9	3,158	0.3%	0.6%	0.7%
% of Patients satisfied with the dentistry they have received	12	13	92.3%	93.4%	93.6%
% of Patients satisfied with the time they had to wait for an appointment	12	13	92.3%	89.2%	88.1%

* This is based on patients treated on this contract for their most recent course of treatment. Figures in italics indicate the base number of FP17s or Patient Questionnaire responses are less than 100. N/A is shown where the base number of responses is less than 10 during the period. % is calculated as Quantity/Base number*100

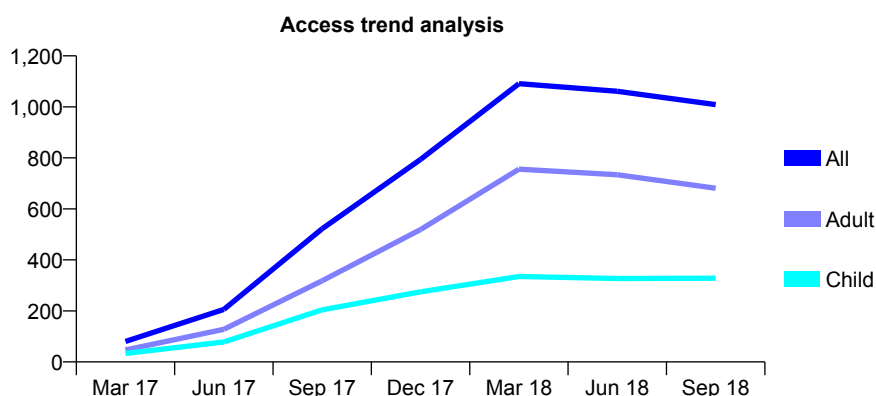
7A3 - Vital Signs At a Glance Contract Report for 100279/0000 - September 2018

Name or company name	Cymmer Dental Practice
Contract type name	GDS Contract
Purpose of contract	General
Contract start date	31/01/2017
Contract end date	

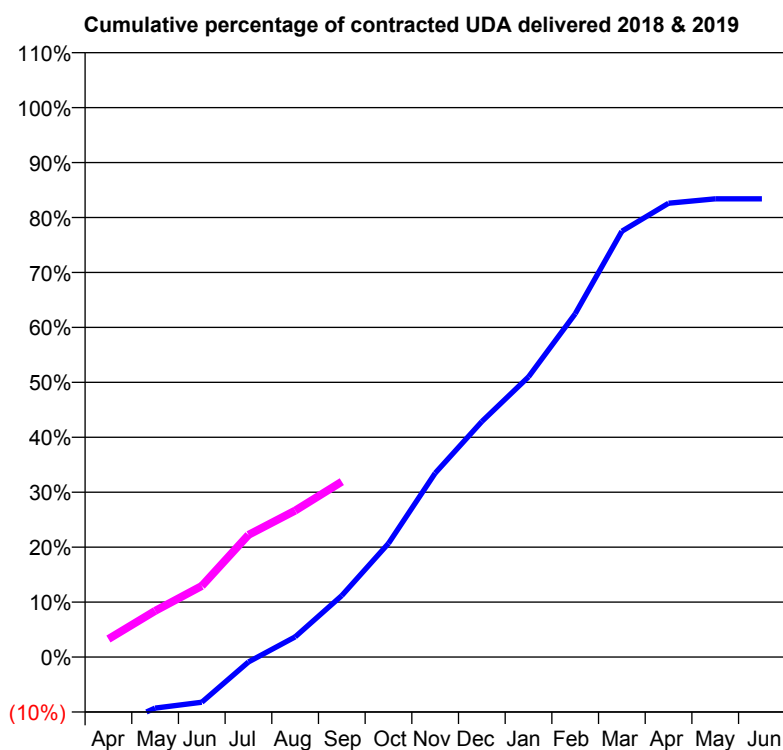
18/19 Contracted general activity (UDA)	3,804
Carry forward general activity (UDA)	0
18/19 Contracted orthodontic activity (UOA)	0
Carry forward orthodontic activity (UOA)	0
Baseline contract value	£95,100.00

ACCESS*

Patients seen in 24 months	Total	Change since previous quarter
Quarter ending September 2017	522	
Quarter ending December 2017	794	↑
Quarter ending March 2018	1,091	↑
Quarter ending June 2018	1,061	↓
Quarter ending September 2018	1,009	↓
Variance since September 2017	93.3%	↑



ACTIVITY



Month	Adjusted Scheduled Activity (UDA)	
	2018	2019
April	-500	125
May	-354	320
June	-313	493
July	-35	846
August	140	1,014
September	426	1,215
October	787	
November	1,273	
December	1,631	
January	1,940	
February	2,377	
March	2,948	
April	3,142	
May	3,172	
June	3,172	

QUALITY

	Quantity	Base Number	Contract	LHB	Wales
% of FP17s for the same patient ID Re-attending within 3 months - Children	16	210	7.6%	9.7%	10.9%
% of FP17s for the same patient ID Re-attending within 3 months - Adults	38	355	10.7%	14.3%	15.6%
% of FP17s for the same patient ID Re-attending between 3 & 9 months - Children	109	210	51.9%	54.8%	59.4%
% of FP17s for the same patient ID Re-attending between 3 & 9 months - Adults	141	355	39.7%	52.0%	55.5%
% of FP17s for Band 1 Urgent Courses	23	505	4.6%	9.5%	8.9%
% of FP17s Relating to Free Repair or Replacements	2	505	0.4%	0.8%	0.7%
% of FP17s Relating to Continuations	13	505	2.6%	0.6%	0.7%
% of Patients satisfied with the dentistry they have received	3	3	N/A	93.4%	93.6%
% of Patients satisfied with the time they had to wait for an appointment	3	3	N/A	89.2%	88.1%

* This is based on patients treated on this contract for their most recent course of treatment. Figures in italics indicate the base number of FP17s or Patient Questionnaire responses are less than 100. N/A is shown where the base number of responses is less than 10 during the period. % is calculated as Quantity/Base number*100

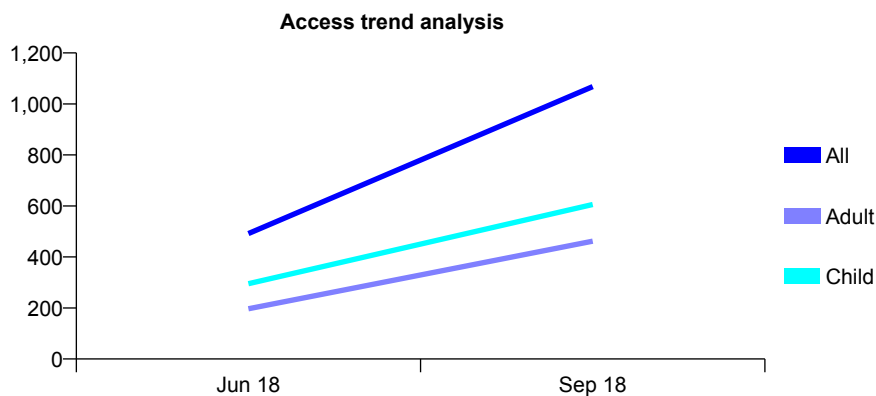
7A3 - Vital Signs At a Glance Contract Report for 100624/0000 - September 2018

Name or company name	Belgrave Dental Centre Ltd
Contract type name	GDS Contract
Purpose of contract	General
Contract start date	01/04/2018
Contract end date	

18/19 Contracted general activity (UDA)	11,903
Carry forward general activity (UDA)	0
18/19 Contracted orthodontic activity (UOA)	0
Carry forward orthodontic activity (UOA)	0
Baseline contract value	£312,349.87

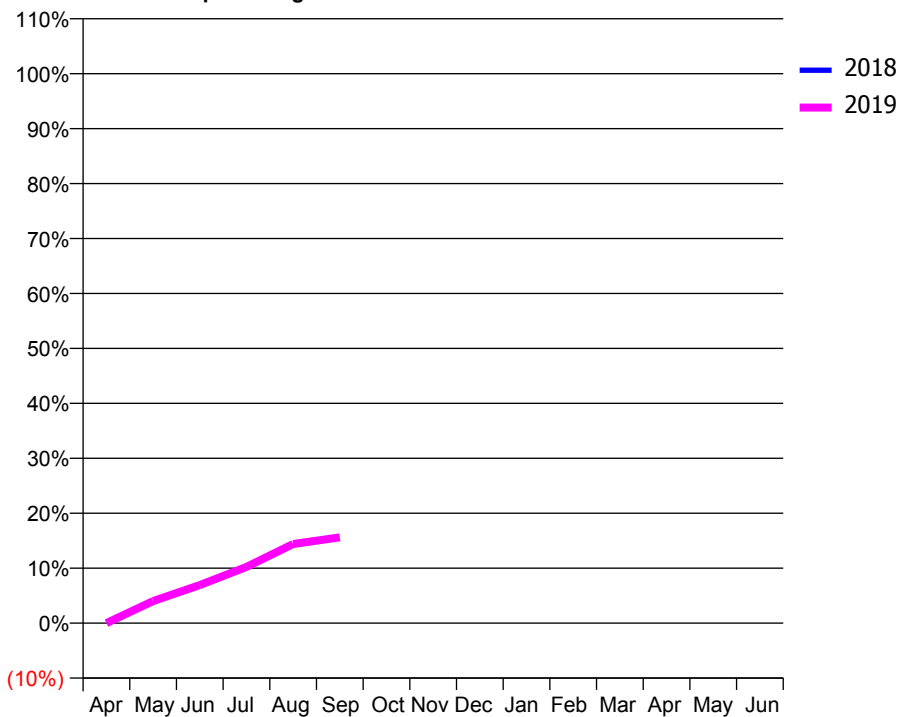
ACCESS*

Patients seen in 24 months	Total	Change since previous quarter
Quarter ending September 2017	0	
Quarter ending December 2017	0	
Quarter ending March 2018	0	
Quarter ending June 2018	492	↑
Quarter ending September 2018	1,068	↑
Variance since September 2017	N/A	



ACTIVITY

Cumulative percentage of contracted UDA delivered 2018 & 2019



Month	Adjusted Scheduled Activity (UDA)	
	2018	2019
April	0	0
May	0	478
June	0	826
July	0	1,218
August	0	1,714
September	0	1,858
October	0	
November	0	
December	0	
January	0	
February	0	
March	0	
April	0	
May	0	
June	0	

QUALITY

	Quantity	Base Number	Contract	LHB	Wales
% of FP17s for the same patient ID Re-attending within 3 months - Children	33	662	5.0%	9.7%	10.9%
% of FP17s for the same patient ID Re-attending within 3 months - Adults	54	552	9.8%	14.3%	15.6%
% of FP17s for the same patient ID Re-attending between 3 & 9 months - Children	5	662	0.8%	54.8%	59.4%
% of FP17s for the same patient ID Re-attending between 3 & 9 months - Adults	10	552	1.8%	52.0%	55.5%
% of FP17s for Band 1 Urgent Courses	223	1,214	18.4%	9.5%	8.9%
% of FP17s Relating to Free Repair or Replacements	2	1,214	0.2%	0.8%	0.7%
% of FP17s Relating to Continuations	16	1,214	1.3%	0.6%	0.7%
% of Patients satisfied with the dentistry they have received	1	1	N/A	93.4%	93.6%
% of Patients satisfied with the time they had to wait for an appointment	1	1	N/A	89.2%	88.1%

* This is based on patients treated on this contract for their most recent course of treatment. Figures in italics indicate the base number of FP17s or Patient Questionnaire responses are less than 100. N/A is shown where the base number of responses is less than 10 during the period. % is calculated as Quantity/Base number*100

7A3 - Vital Signs At a Glance Contract Report for 100627/0000 - September 2018


Name or company name	Waterfront Dental Centre
Contract type name	GDS Contract
Purpose of contract	General
Contract start date	01/04/2018
Contract end date	

18/19 Contracted general activity (UDA)	34,423
Carry forward general activity (UDA)	0
18/19 Contracted orthodontic activity (UOA)	0
Carry forward orthodontic activity (UOA)	0
Baseline contract value	£887,592.53

ACCESS*

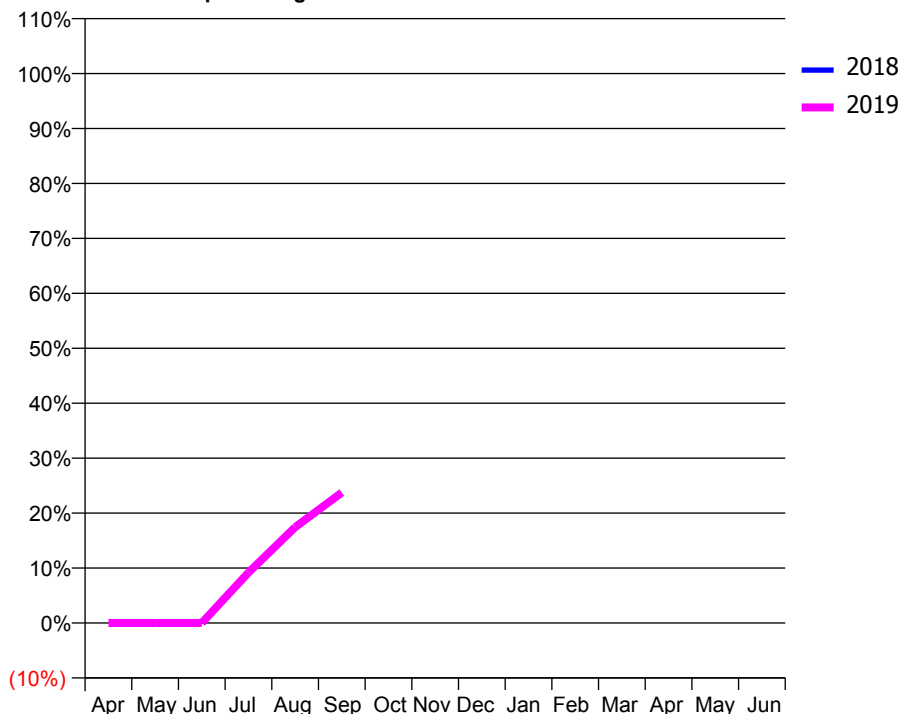
Patients seen in 24 months	Total	Change since previous quarter
Quarter ending September 2017	0	
Quarter ending December 2017	0	
Quarter ending March 2018	0	
Quarter ending June 2018	0	
Quarter ending September 2018	3,495	↑
Variance since September 2017	N/A	

Access trend analysis



ACTIVITY

Cumulative percentage of contracted UDA delivered 2018 & 2019



Month	Adjusted Scheduled Activity (UDA)	
	2018	2019
April	0	0
May	0	0
June	0	0
July	0	3,164
August	0	5,999
September	0	8,172
October	0	
November	0	
December	0	
January	0	
February	0	
March	0	
April	0	
May	0	
June	0	

QUALITY

	Quantity	Base Number	Contract	LHB	Wales
% of FP17s for the same patient ID Re-attending within 3 months - Children	56	1,222	4.6%	9.7%	10.9%
% of FP17s for the same patient ID Re-attending within 3 months - Adults	238	3,403	7.0%	14.3%	15.6%
% of FP17s for the same patient ID Re-attending between 3 & 9 months - Children	11	1,222	0.9%	54.8%	59.4%
% of FP17s for the same patient ID Re-attending between 3 & 9 months - Adults	43	3,403	1.3%	52.0%	55.5%
% of FP17s for Band 1 Urgent Courses	1,576	4,625	34.1%	9.5%	8.9%
% of FP17s Relating to Free Repair or Replacements	54	4,625	1.2%	0.8%	0.7%
% of FP17s Relating to Continuations	0	4,625	0.0%	0.6%	0.7%
% of Patients satisfied with the dentistry they have received	0	1	N/A	93.4%	93.6%
% of Patients satisfied with the time they had to wait for an appointment	0	1	N/A	89.2%	88.1%

* This is based on patients treated on this contract for their most recent course of treatment. Figures in italics indicate the base number of FP17s or Patient Questionnaire responses are less than 100. N/A is shown where the base number of responses is less than 10 during the period. % is calculated as Quantity/Base number*100

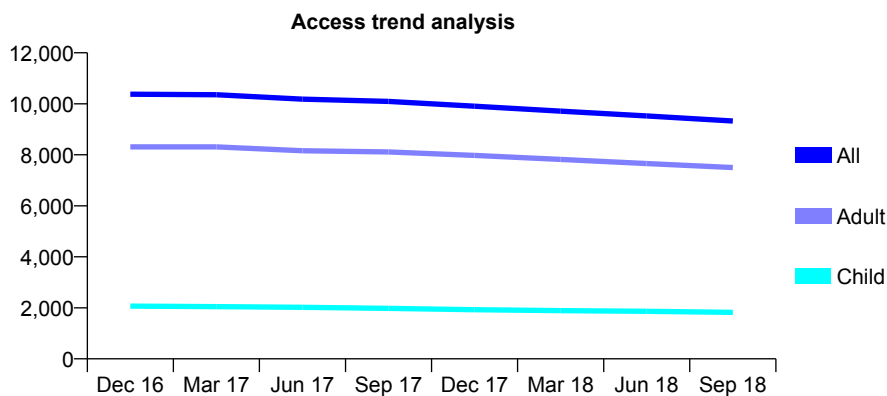
7A3 - Vital Signs At a Glance Contract Report for 101370/0066 - September 2018

Name or company name	Petrie Tucker & Partners Ltd
Contract type name	GDS Contract
Purpose of contract	General
Contract start date	01/04/2006
Contract end date	

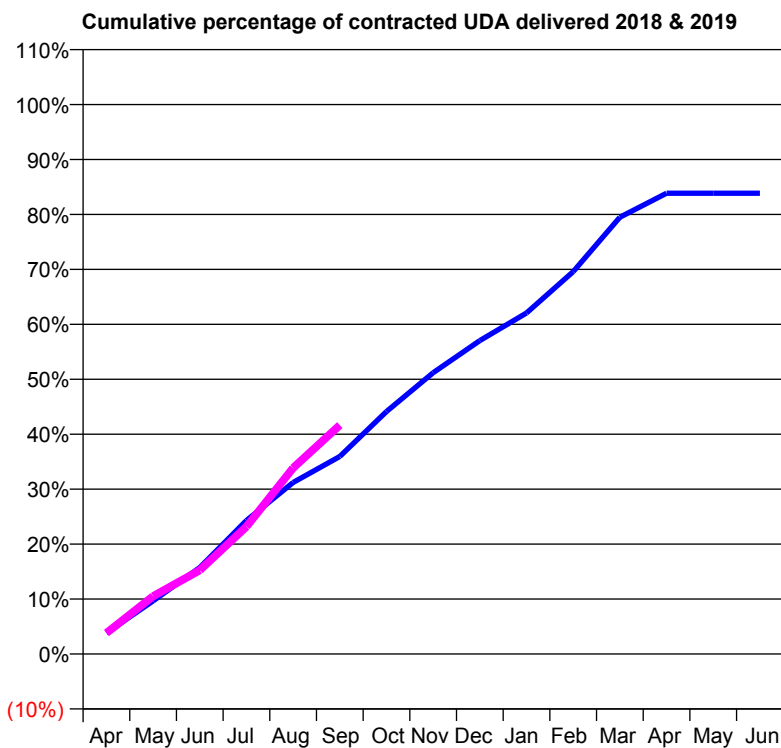
18/19 Contracted general activity (UDA)	24,190
Carry forward general activity (UDA)	0
18/19 Contracted orthodontic activity (UOA)	0
Carry forward orthodontic activity (UOA)	0
Baseline contract value	£604,696.74

ACCESS*

Patients seen in 24 months	Total	Change since previous quarter
Quarter ending September 2017	10,093	
Quarter ending December 2017	9,904	↓
Quarter ending March 2018	9,710	↓
Quarter ending June 2018	9,525	↓
Quarter ending September 2018	9,323	↓
Variance since September 2017	(7.6%)	↓



ACTIVITY



Month	Adjusted Scheduled Activity (UDA)	
	2018	2019
April	927	923
May	2,342	2,545
June	3,805	3,687
July	5,881	5,608
August	7,551	8,191
September	8,696	10,076
October	10,677	
November	12,382	
December	13,796	
January	15,013	
February	16,835	
March	19,228	
April	20,287	
May	20,287	
June	20,287	

QUALITY

	Quantity	Base Number	Contract	LHB	Wales
% of FP17s for the same patient ID Re-attending within 3 months - Children	57	1,181	4.8%	9.7%	10.9%
% of FP17s for the same patient ID Re-attending within 3 months - Adults	482	5,011	9.6%	14.3%	15.6%
% of FP17s for the same patient ID Re-attending between 3 & 9 months - Children	470	1,181	39.8%	54.8%	59.4%
% of FP17s for the same patient ID Re-attending between 3 & 9 months - Adults	2,210	5,011	44.1%	52.0%	55.5%
% of FP17s for Band 1 Urgent Courses	305	5,753	5.3%	9.5%	8.9%
% of FP17s Relating to Free Repair or Replacements	47	5,753	0.8%	0.8%	0.7%
% of FP17s Relating to Continuations	60	5,753	1.0%	0.6%	0.7%
% of Patients satisfied with the dentistry they have received	16	16	100.0%	93.4%	93.6%
% of Patients satisfied with the time they had to wait for an appointment	15	16	93.8%	89.2%	88.1%

* This is based on patients treated on this contract for their most recent course of treatment. Figures in italics indicate the base number of FP17s or Patient Questionnaire responses are less than 100. N/A is shown where the base number of responses is less than 10 during the period. % is calculated as Quantity/Base number*100

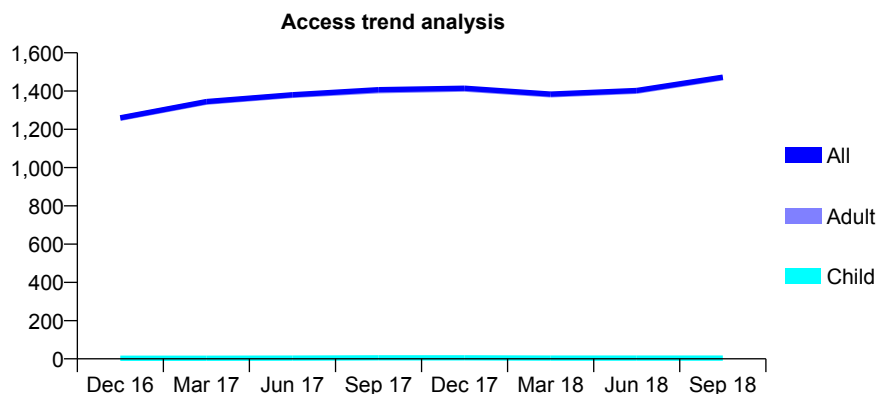
7A3 - Vital Signs At a Glance Contract Report for 103659/0002 - September 2018

Name or company name	Belgrave Dental Centre Ltd
Contract type name	GDS Contract
Purpose of contract	General
Contract start date	01/04/2009
Contract end date	

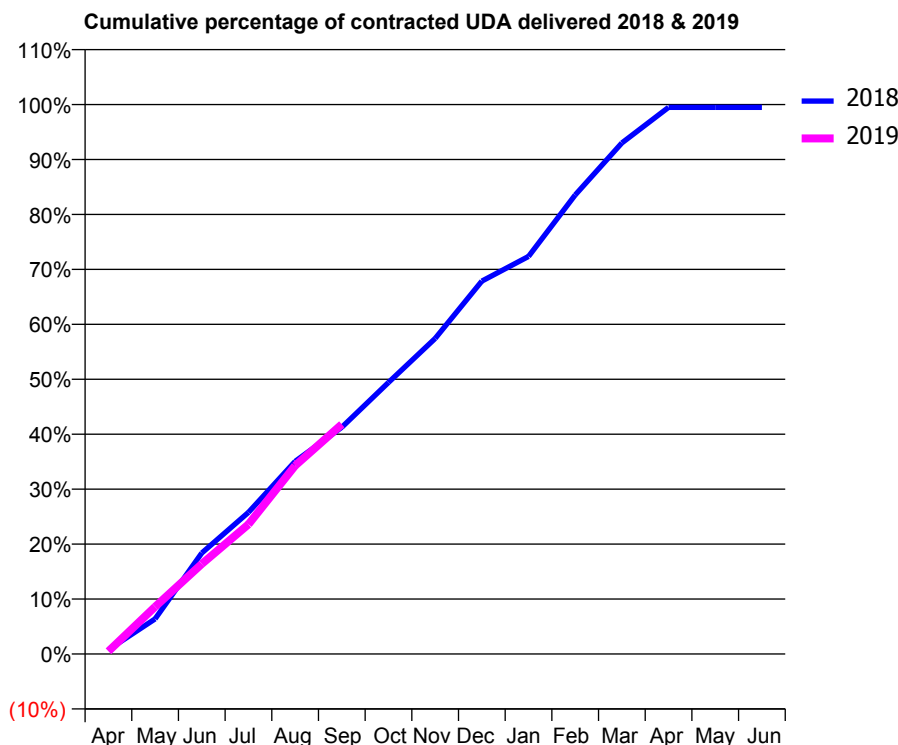
18/19 Contracted general activity (UDA)	2,050
Carry forward general activity (UDA)	-10
18/19 Contracted orthodontic activity (UOA)	0
Carry forward orthodontic activity (UOA)	0
Baseline contract value	£104,226.84

ACCESS*

Patients seen in 24 months	Total	Change since previous quarter
Quarter ending September 2017	1,407	
Quarter ending December 2017	1,415	→
Quarter ending March 2018	1,384	↓
Quarter ending June 2018	1,403	→
Quarter ending September 2018	1,473	↑
Variance since September 2017	4.7%	↑



ACTIVITY



Month	Adjusted Scheduled Activity (UDA)	
	2018	2019
April	16	10
May	131	176
June	377	336
July	529	484
August	719	703
September	846	857
October	1,013	
November	1,177	
December	1,391	
January	1,483	
February	1,713	
March	1,907	
April	2,040	
May	2,040	
June	2,040	

QUALITY

	Quantity	Base Number	Contract	LHB	Wales
% of FP17s for the same patient ID Re-attending within 3 months - Children	0	2	0.0%	9.7%	10.9%
% of FP17s for the same patient ID Re-attending within 3 months - Adults	37	671	5.5%	14.3%	15.6%
% of FP17s for the same patient ID Re-attending between 3 & 9 months - Children	0	2	0.0%	54.8%	59.4%
% of FP17s for the same patient ID Re-attending between 3 & 9 months - Adults	162	671	24.1%	52.0%	55.5%
% of FP17s for Band 1 Urgent Courses	4	611	0.7%	9.5%	8.9%
% of FP17s Relating to Free Repair or Replacements	0	611	0.0%	0.8%	0.7%
% of FP17s Relating to Continuations	10	611	1.6%	0.6%	0.7%
% of Patients satisfied with the dentistry they have received	0	0	N/A	93.4%	93.6%
% of Patients satisfied with the time they had to wait for an appointment	0	0	N/A	89.2%	88.1%

* This is based on patients treated on this contract for their most recent course of treatment. Figures in italics indicate the base number of FP17s or Patient Questionnaire responses are less than 100. N/A is shown where the base number of responses is less than 10 during the period. % is calculated as Quantity/Base number*100

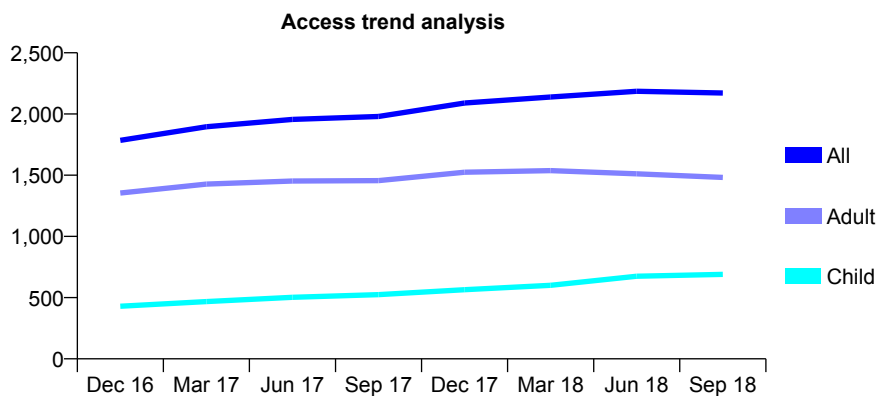
7A3 - Vital Signs At a Glance Contract Report for 103659/0004 - September 2018

Name or company name	Belgrave Dental Centre Ltd
Contract type name	GDS Contract
Purpose of contract	General
Contract start date	01/04/2013
Contract end date	

18/19 Contracted general activity (UDA)	7,627
Carry forward general activity (UDA)	0
18/19 Contracted orthodontic activity (UOA)	0
Carry forward orthodontic activity (UOA)	0
Baseline contract value	£190,680.54

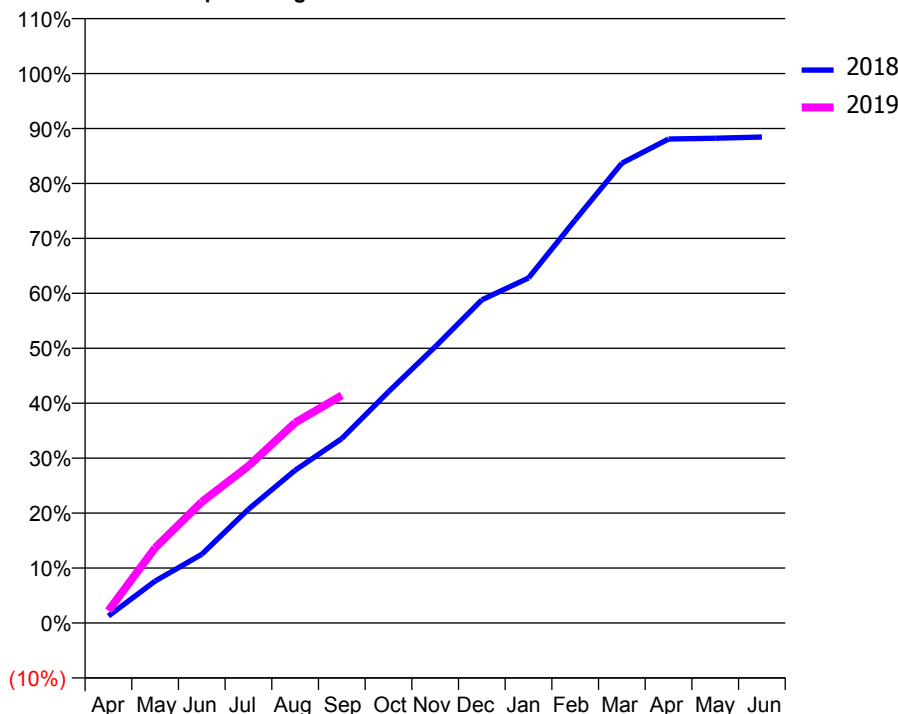
ACCESS*

Patients seen in 24 months	Total	Change since previous quarter
Quarter ending September 2017	1,980	
Quarter ending December 2017	2,090	↑
Quarter ending March 2018	2,139	↑
Quarter ending June 2018	2,186	↑
Quarter ending September 2018	2,172	→
Variance since September 2017	9.7%	↑



ACTIVITY

Cumulative percentage of contracted UDA delivered 2018 & 2019



Month	Adjusted Scheduled Activity (UDA)	
	2018	2019
April	98	171
May	581	1,042
June	953	1,681
July	1,579	2,179
August	2,120	2,782
September	2,561	3,160
October	3,211	
November	3,833	
December	4,486	
January	4,790	
February	5,595	
March	6,382	
April	6,718	
May	6,729	
June	6,745	

QUALITY

	Quantity	Base Number	Contract	LHB	Wales
% of FP17s for the same patient ID Re-attending within 3 months - Children	36	473	7.6%	9.7%	10.9%
% of FP17s for the same patient ID Re-attending within 3 months - Adults	259	1,044	24.8%	14.3%	15.6%
% of FP17s for the same patient ID Re-attending between 3 & 9 months - Children	178	473	37.6%	54.8%	59.4%
% of FP17s for the same patient ID Re-attending between 3 & 9 months - Adults	480	1,044	46.0%	52.0%	55.5%
% of FP17s for Band 1 Urgent Courses	64	1,407	4.5%	9.5%	8.9%
% of FP17s Relating to Free Repair or Replacements	3	1,407	0.2%	0.8%	0.7%
% of FP17s Relating to Continuations	60	1,407	4.3%	0.6%	0.7%
% of Patients satisfied with the dentistry they have received	4	4	N/A	93.4%	93.6%
% of Patients satisfied with the time they had to wait for an appointment	4	4	N/A	89.2%	88.1%

* This is based on patients treated on this contract for their most recent course of treatment. Figures in italics indicate the base number of FP17s or Patient Questionnaire responses are less than 100. N/A is shown where the base number of responses is less than 10 during the period. % is calculated as Quantity/Base number*100

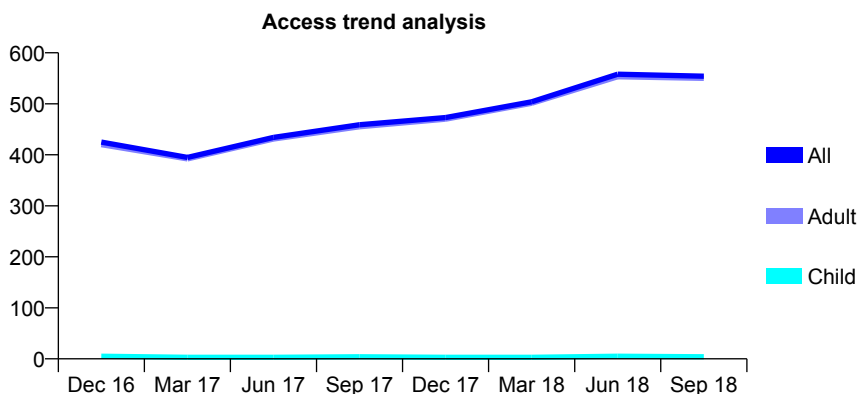
7A3 - Vital Signs At a Glance Contract Report for 114413/0001 - September 2018

Name or company name	Parkway Clinic
Contract type name	GDS Contract
Purpose of contract	General
Contract start date	01/04/2009
Contract end date	

18/19 Contracted general activity (UDA)	1,535
Carry forward general activity (UDA)	-20
18/19 Contracted orthodontic activity (UOA)	0
Carry forward orthodontic activity (UOA)	0
Baseline contract value	£80,279.80

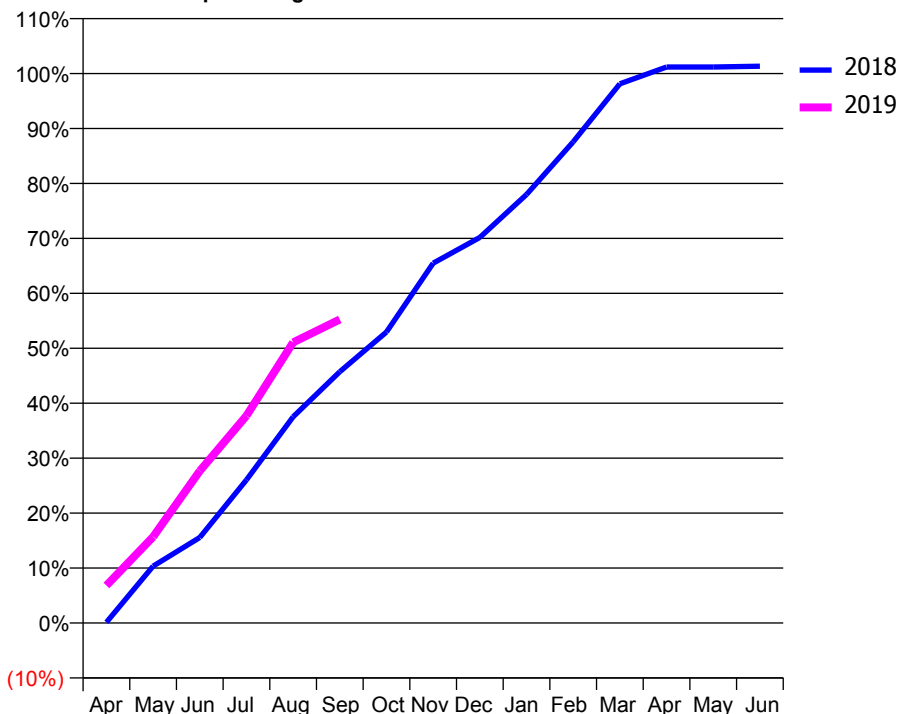
ACCESS*

Patients seen in 24 months	Total	Change since previous quarter
Quarter ending September 2017	459	
Quarter ending December 2017	473	↑
Quarter ending March 2018	504	↑
Quarter ending June 2018	558	↑
Quarter ending September 2018	554	→
Variance since September 2017	20.7%	↑



ACTIVITY

Cumulative percentage of contracted UDA delivered 2018 & 2019



Month	Adjusted Scheduled Activity (UDA)	
	2018	2019
April	2	105
May	159	241
June	239	425
July	400	579
August	576	784
September	702	848
October	813	
November	1,005	
December	1,077	
January	1,197	
February	1,344	
March	1,506	
April	1,553	
May	1,553	
June	1,555	

QUALITY

	Quantity	Base Number	Contract	LHB	Wales
% of FP17s for the same patient ID Re-attending within 3 months - Children	0	3	0.0%	9.7%	10.9%
% of FP17s for the same patient ID Re-attending within 3 months - Adults	10	303	3.3%	14.3%	15.6%
% of FP17s for the same patient ID Re-attending between 3 & 9 months - Children	1	3	33.3%	54.8%	59.4%
% of FP17s for the same patient ID Re-attending between 3 & 9 months - Adults	7	303	2.3%	52.0%	55.5%
% of FP17s for Band 1 Urgent Courses	0	286	0.0%	9.5%	8.9%
% of FP17s Relating to Free Repair or Replacements	0	286	0.0%	0.8%	0.7%
% of FP17s Relating to Continuations	0	286	0.0%	0.6%	0.7%
% of Patients satisfied with the dentistry they have received	2	2	N/A	93.4%	93.6%
% of Patients satisfied with the time they had to wait for an appointment	1	2	N/A	89.2%	88.1%

* This is based on patients treated on this contract for their most recent course of treatment. Figures in italics indicate the base number of FP17s or Patient Questionnaire responses are less than 100. N/A is shown where the base number of responses is less than 10 during the period. % is calculated as Quantity/Base number*100

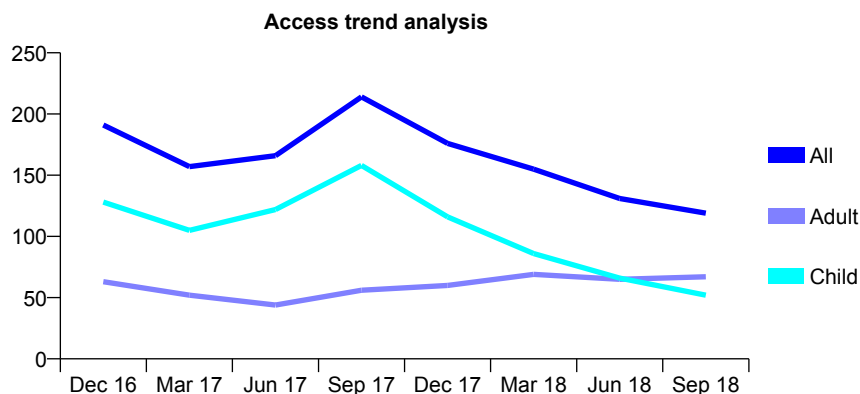
7A3 - Vital Signs At a Glance Contract Report for 114413/0002 - September 2018

Name or company name	Parkway Clinic
Contract type name	PDS Contract
Purpose of contract	General
Contract start date	01/04/2013
Contract end date	31/03/2020

18/19 Contracted general activity (UDA)	600
Carry forward general activity (UDA)	0
18/19 Contracted orthodontic activity (UOA)	0
Carry forward orthodontic activity (UOA)	0
Baseline contract value	£33,726.93

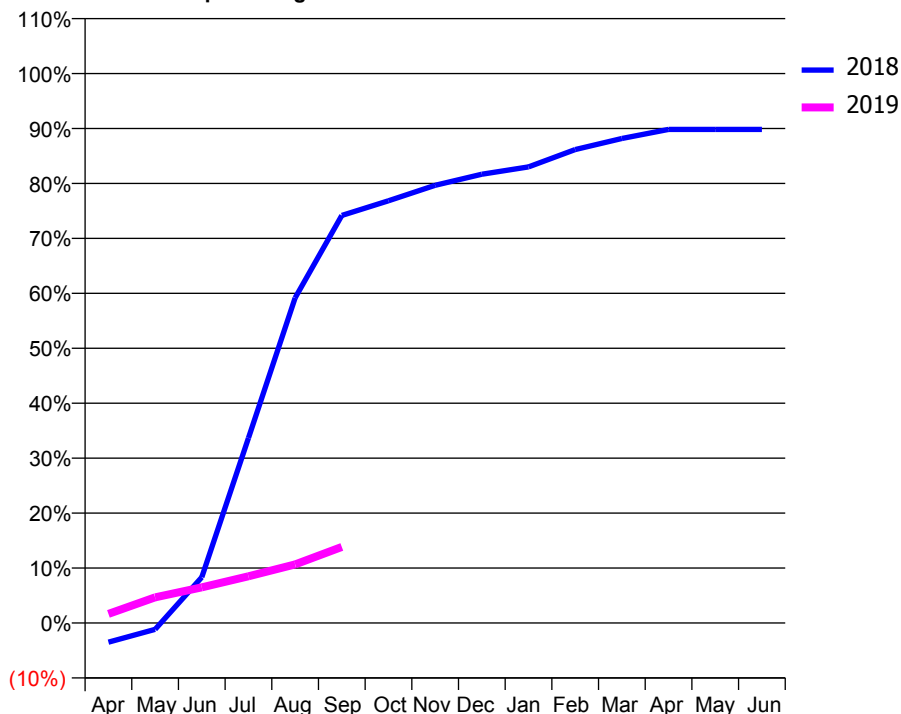
ACCESS*

Patients seen in 24 months	Total	Change since previous quarter
Quarter ending September 2017	214	
Quarter ending December 2017	176	↓
Quarter ending March 2018	155	↓
Quarter ending June 2018	131	↓
Quarter ending September 2018	119	↓
Variance since September 2017	(44.4%)	↓



ACTIVITY

Cumulative percentage of contracted UDA delivered 2018 & 2019



Adjusted Scheduled Activity (UDA)

Month	2018	2019
April	-21	10
May	-7	28
June	50	39
July	202	51
August	355	64
September	445	83
October	461	
November	478	
December	490	
January	498	
February	517	
March	529	
April	539	
May	539	
June	539	

QUALITY

	Quantity	Base Number	Contract	LHB	Wales
% of FP17s for the same patient ID Re-attending within 3 months - Children	0	0	N/A	9.7%	10.9%
% of FP17s for the same patient ID Re-attending within 3 months - Adults	0	35	0.0%	14.3%	15.6%
% of FP17s for the same patient ID Re-attending between 3 & 9 months - Children	0	0	N/A	54.8%	59.4%
% of FP17s for the same patient ID Re-attending between 3 & 9 months - Adults	0	35	0.0%	52.0%	55.5%
% of FP17s for Band 1 Urgent Courses	0	31	0.0%	9.5%	8.9%
% of FP17s Relating to Free Repair or Replacements	0	31	0.0%	0.8%	0.7%
% of FP17s Relating to Continuations	0	31	0.0%	0.6%	0.7%
% of Patients satisfied with the dentistry they have received	0	0	N/A	93.4%	93.6%
% of Patients satisfied with the time they had to wait for an appointment	0	0	N/A	89.2%	88.1%

* This is based on patients treated on this contract for their most recent course of treatment. Figures in italics indicate the base number of FP17s or Patient Questionnaire responses are less than 100. N/A is shown where the base number of responses is less than 10 during the period. % is calculated as Quantity/Base number*100

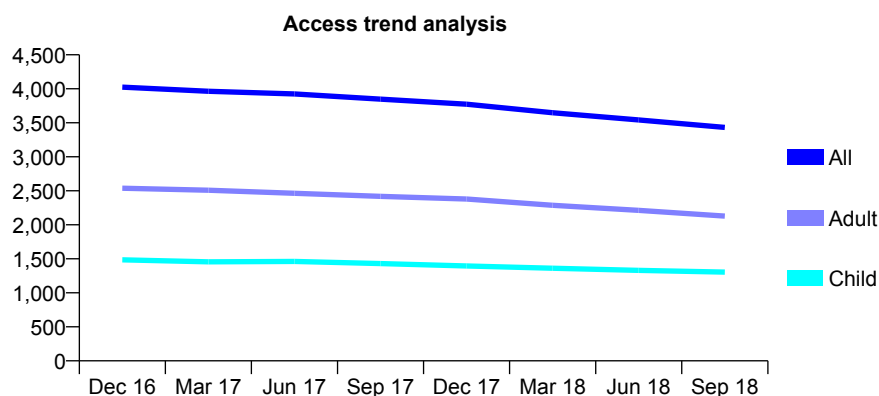
7A3 - Vital Signs At a Glance Contract Report for 117234/0001 - September 2018

Name or company name	Cwmtawe Dental Practice Ltd
Contract type name	GDS Contract
Purpose of contract	General and Orthodontic
Contract start date	01/04/2008
Contract end date	

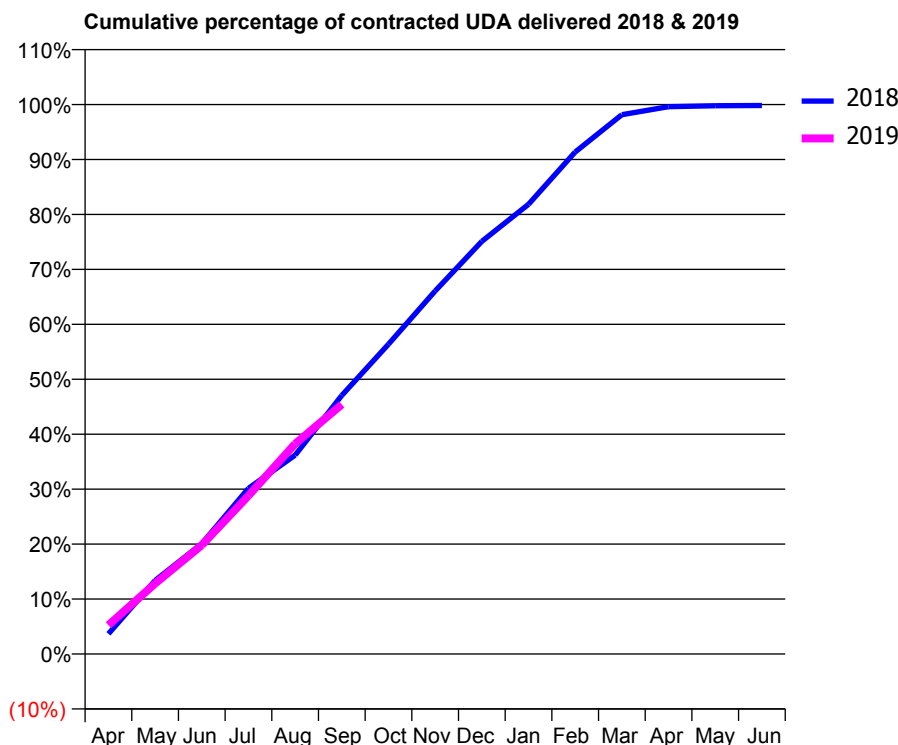
18/19 Contracted general activity (UDA)	9,000
Carry forward general activity (UDA)	-17
18/19 Contracted orthodontic activity (UOA)	3,062
Carry forward orthodontic activity (UOA)	35
Baseline contract value	£423,721.95

ACCESS*

Patients seen in 24 months	Total	Change since previous quarter
Quarter ending September 2017	3,849	
Quarter ending December 2017	3,774	↓
Quarter ending March 2018	3,649	↓
Quarter ending June 2018	3,543	↓
Quarter ending September 2018	3,433	↓
Variance since September 2017	(10.8%)	↓



ACTIVITY



Month	Adjusted Scheduled Activity (UDA)	
	2018	2019
April	330	473
May	1,205	1,153
June	1,806	1,784
July	2,713	2,593
August	3,258	3,442
September	4,235	4,088
October	5,074	
November	5,945	
December	6,759	
January	7,365	
February	8,223	
March	8,834	
April	8,965	
May	8,980	
June	8,983	

QUALITY

	Quantity	Base Number	Contract	LHB	Wales
% of FP17s for the same patient ID Re-attending within 3 months - Children	68	901	7.5%	9.7%	10.9%
% of FP17s for the same patient ID Re-attending within 3 months - Adults	206	1,441	14.3%	14.3%	15.6%
% of FP17s for the same patient ID Re-attending between 3 & 9 months - Children	459	901	50.9%	54.8%	59.4%
% of FP17s for the same patient ID Re-attending between 3 & 9 months - Adults	804	1,441	55.8%	52.0%	55.5%
% of FP17s for Band 1 Urgent Courses	114	2,200	5.2%	9.5%	8.9%
% of FP17s Relating to Free Repair or Replacements	15	2,200	0.7%	0.8%	0.7%
% of FP17s Relating to Continuations	2	2,200	0.1%	0.6%	0.7%
% of Patients satisfied with the dentistry they have received	8	8	N/A	93.4%	93.6%
% of Patients satisfied with the time they had to wait for an appointment	7	8	N/A	89.2%	88.1%

* This is based on patients treated on this contract for their most recent course of treatment. Figures in italics indicate the base number of FP17s or Patient Questionnaire responses are less than 100. N/A is shown where the base number of responses is less than 10 during the period. % is calculated as Quantity/Base number*100

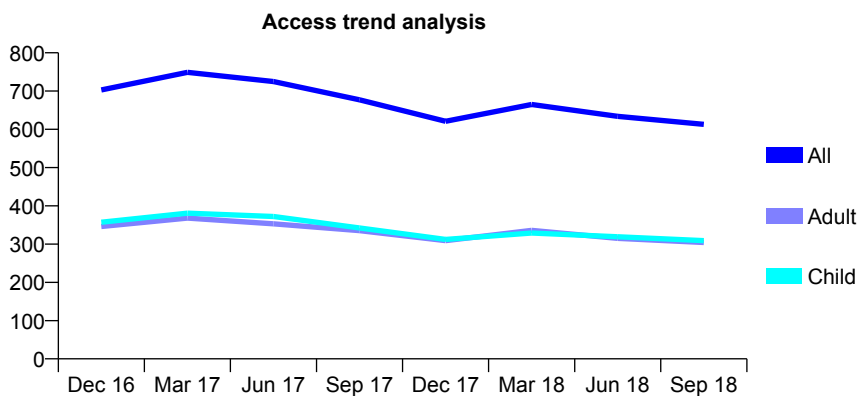
7A3 - Vital Signs At a Glance Contract Report for 121185/0001 - September 2018

Name or company name	The Brynhyfryd Dental Practice Ltd
Contract type name	GDS Contract
Purpose of contract	General
Contract start date	01/09/2011
Contract end date	

18/19 Contracted general activity (UDA)	2,490
Carry forward general activity (UDA)	0
18/19 Contracted orthodontic activity (UOA)	0
Carry forward orthodontic activity (UOA)	0
Baseline contract value	£70,093.50

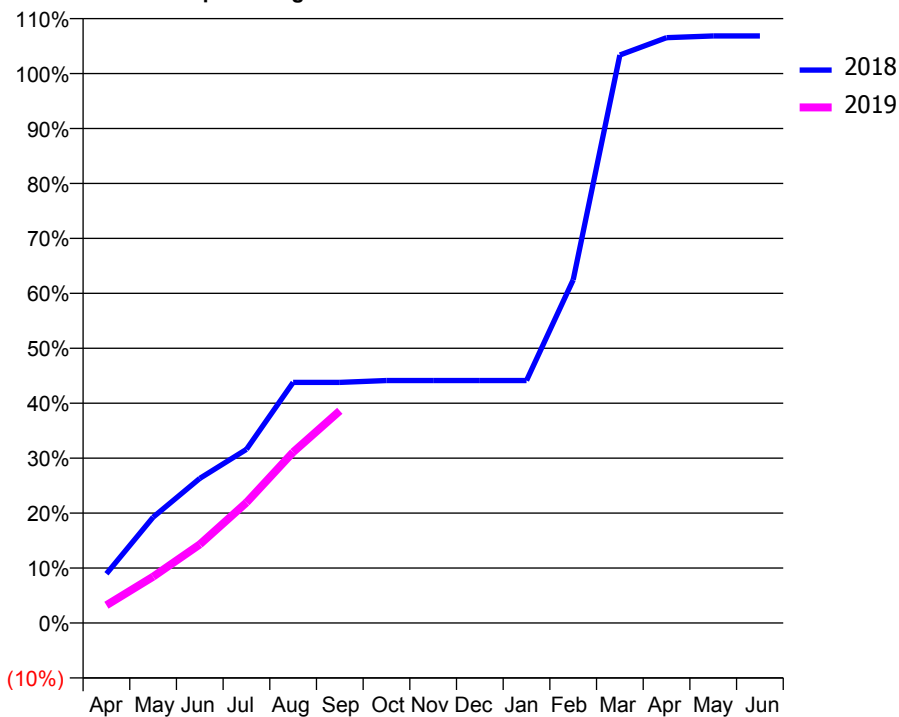
ACCESS*

Patients seen in 24 months	Total	Change since previous quarter
Quarter ending September 2017	677	
Quarter ending December 2017	621	↓
Quarter ending March 2018	665	↑
Quarter ending June 2018	634	↓
Quarter ending September 2018	613	↓
Variance since September 2017	(9.5%)	↓



ACTIVITY

Cumulative percentage of contracted UDA delivered 2018 & 2019



Adjusted Scheduled Activity (UDA)		
Month	2018	2019
April	164	81
May	353	210
June	482	356
July	578	546
August	801	775
September	801	962
October	807	
November	807	
December	807	
January	807	
February	1,143	
March	1,892	
April	1,949	
May	1,955	
June	1,955	

QUALITY

	Quantity	Base Number	Contract	LHB	Wales
% of FP17s for the same patient ID Re-attending within 3 months - Children	33	259	12.7%	9.7%	10.9%
% of FP17s for the same patient ID Re-attending within 3 months - Adults	47	172	27.3%	14.3%	15.6%
% of FP17s for the same patient ID Re-attending between 3 & 9 months - Children	150	259	57.9%	54.8%	59.4%
% of FP17s for the same patient ID Re-attending between 3 & 9 months - Adults	80	172	46.5%	52.0%	55.5%
% of FP17s for Band 1 Urgent Courses	38	406	9.4%	9.5%	8.9%
% of FP17s Relating to Free Repair or Replacements	0	406	0.0%	0.8%	0.7%
% of FP17s Relating to Continuations	20	406	4.9%	0.6%	0.7%
% of Patients satisfied with the dentistry they have received	0	0	N/A	93.4%	93.6%
% of Patients satisfied with the time they had to wait for an appointment	0	0	N/A	89.2%	88.1%

* This is based on patients treated on this contract for their most recent course of treatment. Figures in italics indicate the base number of FP17s or Patient Questionnaire responses are less than 100. N/A is shown where the base number of responses is less than 10 during the period. % is calculated as Quantity/Base number*100

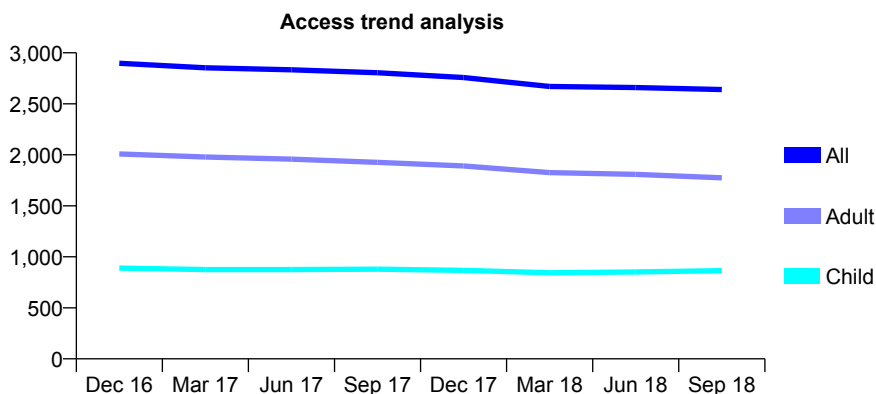
7A3 - Vital Signs At a Glance Contract Report for 123641/0001 - September 2018

Name or company name	Griffiths & Middleton
Contract type name	GDS Contract
Purpose of contract	General
Contract start date	01/11/2012
Contract end date	

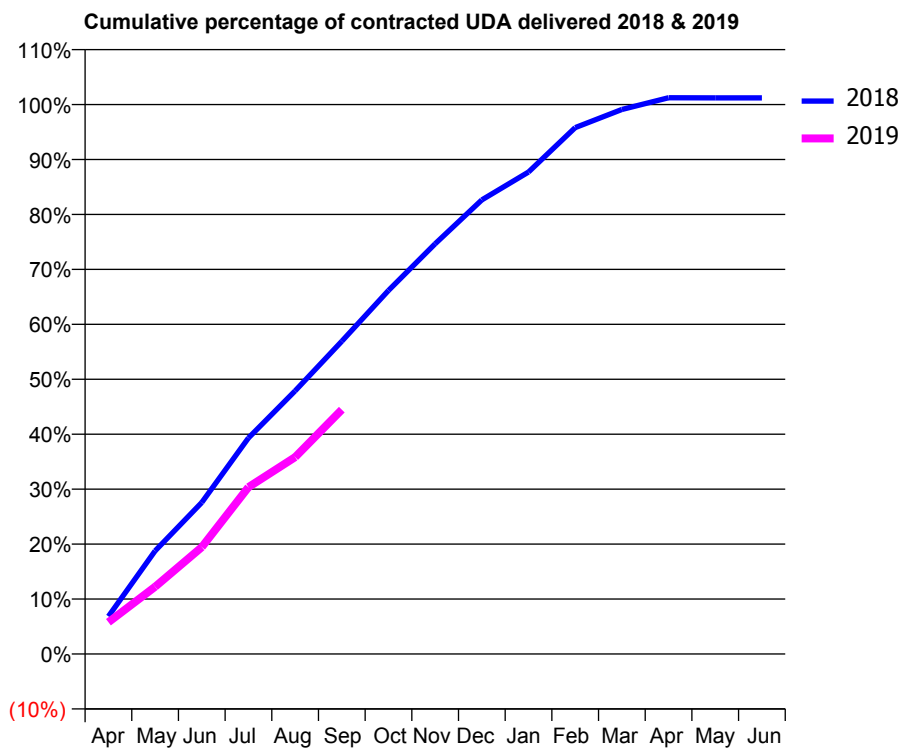
18/19 Contracted general activity (UDA)	8,335
Carry forward general activity (UDA)	0
18/19 Contracted orthodontic activity (UOA)	0
Carry forward orthodontic activity (UOA)	0
Baseline contract value	£215,939.80

ACCESS*

Patients seen in 24 months	Total	Change since previous quarter
Quarter ending September 2017	2,805	
Quarter ending December 2017	2,758	↓
Quarter ending March 2018	2,670	↓
Quarter ending June 2018	2,660	→
Quarter ending September 2018	2,640	→
Variance since September 2017	(5.9%)	↓



ACTIVITY



Month	Adjusted Scheduled Activity (UDA)	
	2018	2019
April	571	482
May	1,565	1,020
June	2,298	1,620
July	3,278	2,532
August	3,991	2,987
September	4,744	3,707
October	5,515	
November	6,222	
December	6,887	
January	7,312	
February	7,985	
March	8,260	
April	8,437	
May	8,436	
June	8,436	

QUALITY

	Quantity	Base Number	Contract	LHB	Wales
% of FP17s for the same patient ID Re-attending within 3 months - Children	58	770	7.5%	9.7%	10.9%
% of FP17s for the same patient ID Re-attending within 3 months - Adults	232	1,367	17.0%	14.3%	15.6%
% of FP17s for the same patient ID Re-attending between 3 & 9 months - Children	509	770	66.1%	54.8%	59.4%
% of FP17s for the same patient ID Re-attending between 3 & 9 months - Adults	834	1,367	61.0%	52.0%	55.5%
% of FP17s for Band 1 Urgent Courses	193	2,044	9.4%	9.5%	8.9%
% of FP17s Relating to Free Repair or Replacements	11	2,044	0.5%	0.8%	0.7%
% of FP17s Relating to Continuations	6	2,044	0.3%	0.6%	0.7%
% of Patients satisfied with the dentistry they have received	2	2	N/A	93.4%	93.6%
% of Patients satisfied with the time they had to wait for an appointment	2	2	N/A	89.2%	88.1%

* This is based on patients treated on this contract for their most recent course of treatment. Figures in italics indicate the base number of FP17s or Patient Questionnaire responses are less than 100. N/A is shown where the base number of responses is less than 10 during the period. % is calculated as Quantity/Base number*100

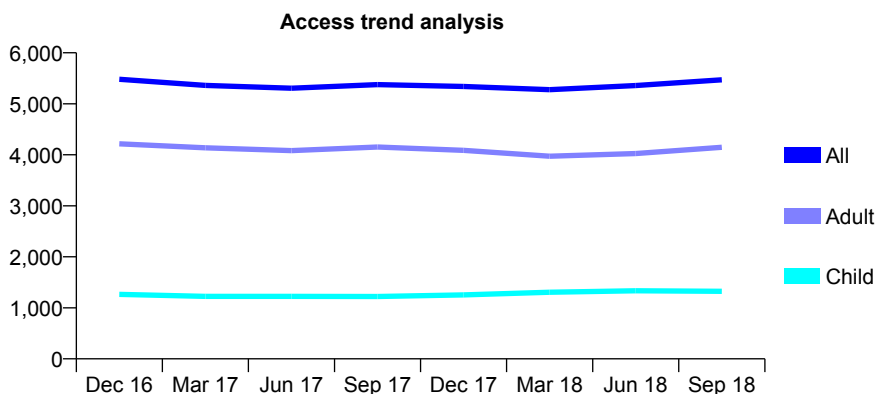
7A3 - Vital Signs At a Glance Contract Report for 125474/0001 - September 2018

Name or company name	Talbot Street Dental Surgery
Contract type name	GDS Contract
Purpose of contract	General
Contract start date	01/04/2014
Contract end date	

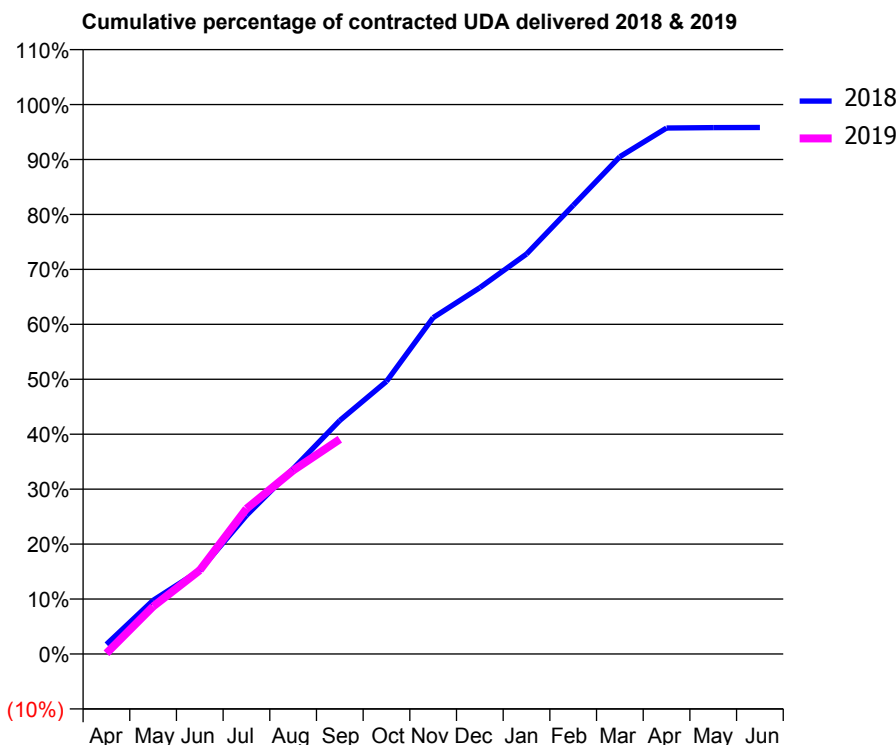
18/19 Contracted general activity (UDA)	15,259
Carry forward general activity (UDA)	637
18/19 Contracted orthodontic activity (UOA)	0
Carry forward orthodontic activity (UOA)	0
Baseline contract value	£381,457.78

ACCESS*

Patients seen in 24 months	Total	Change since previous quarter
Quarter ending September 2017	5,376	
Quarter ending December 2017	5,341	→
Quarter ending March 2018	5,278	↓
Quarter ending June 2018	5,358	→
Quarter ending September 2018	5,471	↑
Variance since September 2017	1.8%	→



ACTIVITY



Month	Adjusted Scheduled Activity (UDA)	
	2018	2019
April	269	21
May	1,489	1,321
June	2,325	2,327
July	3,847	4,034
August	5,145	5,096
September	6,487	5,963
October	7,571	
November	9,339	
December	10,173	
January	11,106	
February	12,460	
March	13,811	
April	14,607	
May	14,619	
June	14,622	

QUALITY

	Quantity	Base Number	Contract	LHB	Wales
% of FP17s for the same patient ID Re-attending within 3 months - Children	70	849	8.2%	9.7%	10.9%
% of FP17s for the same patient ID Re-attending within 3 months - Adults	357	2,824	12.6%	14.3%	15.6%
% of FP17s for the same patient ID Re-attending between 3 & 9 months - Children	419	849	49.4%	54.8%	59.4%
% of FP17s for the same patient ID Re-attending between 3 & 9 months - Adults	1,507	2,824	53.4%	52.0%	55.5%
% of FP17s for Band 1 Urgent Courses	281	3,388	8.3%	9.5%	8.9%
% of FP17s Relating to Free Repair or Replacements	25	3,388	0.7%	0.8%	0.7%
% of FP17s Relating to Continuations	49	3,388	1.4%	0.6%	0.7%
% of Patients satisfied with the dentistry they have received	13	13	100.0%	93.4%	93.6%
% of Patients satisfied with the time they had to wait for an appointment	13	13	100.0%	89.2%	88.1%

* This is based on patients treated on this contract for their most recent course of treatment. Figures in italics indicate the base number of FP17s or Patient Questionnaire responses are less than 100. N/A is shown where the base number of responses is less than 10 during the period. % is calculated as Quantity/Base number*100

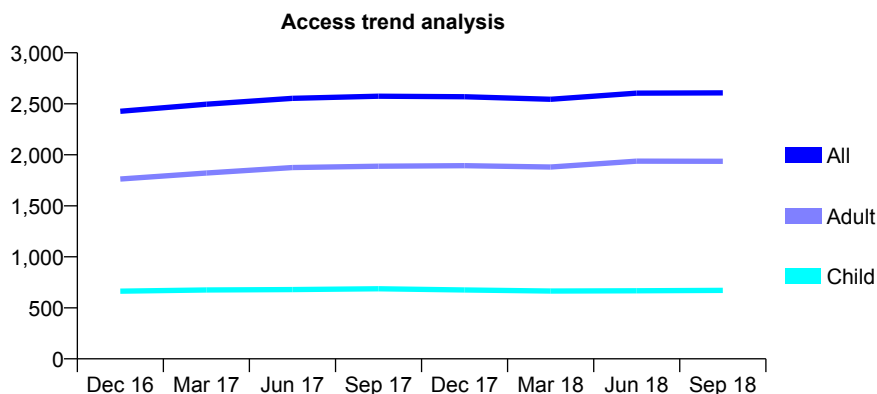
7A3 - Vital Signs At a Glance Contract Report for 127590/0001 - September 2018

Name or company name	Penclawdd Dental Practice
Contract type name	GDS Contract
Purpose of contract	General
Contract start date	01/01/2011
Contract end date	

18/19 Contracted general activity (UDA)	5,810
Carry forward general activity (UDA)	-72
18/19 Contracted orthodontic activity (UOA)	0
Carry forward orthodontic activity (UOA)	0
Baseline contract value	£154,392.13

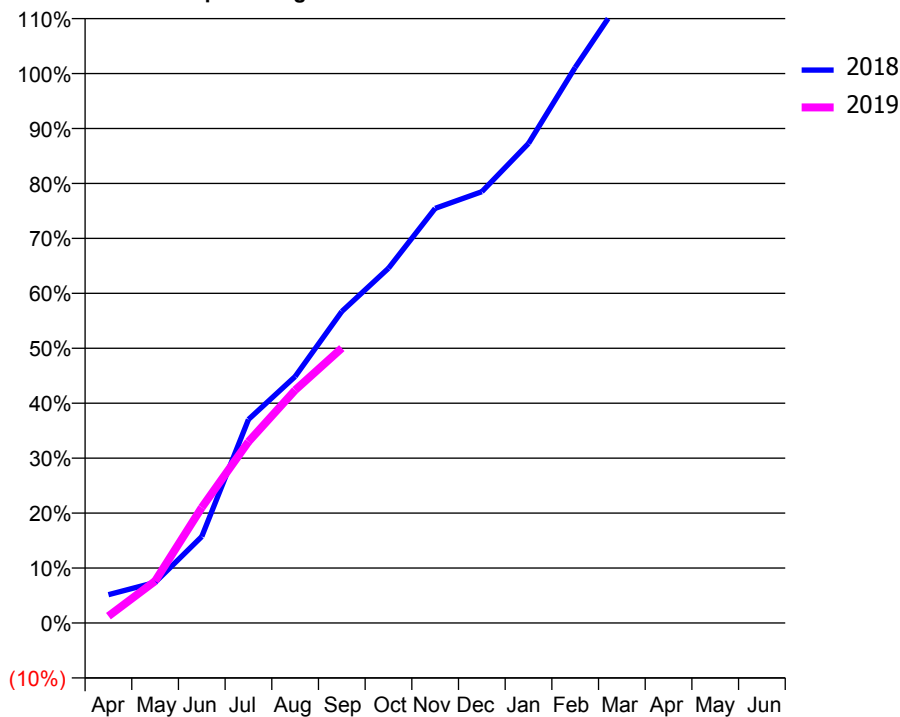
ACCESS*

Patients seen in 24 months	Total	Change since previous quarter
Quarter ending September 2017	2,575	
Quarter ending December 2017	2,569	→
Quarter ending March 2018	2,545	→
Quarter ending June 2018	2,605	↑
Quarter ending September 2018	2,607	→
Variance since September 2017	1.2%	→



ACTIVITY

Cumulative percentage of contracted UDA delivered 2018 & 2019



Adjusted Scheduled Activity (UDA)

Month	2018	2019
April	300	72
May	429	443
June	914	1,221
July	2,153	1,917
August	2,607	2,463
September	3,294	2,906
October	3,751	
November	4,384	
December	4,560	
January	5,071	
February	5,875	
March	6,605	
April	6,917	
May	7,252	
June	7,257	

QUALITY

	Quantity	Base Number	Contract	LHB	Wales
% of FP17s for the same patient ID Re-attending within 3 months - Children	28	500	5.6%	9.7%	10.9%
% of FP17s for the same patient ID Re-attending within 3 months - Adults	201	1,324	15.2%	14.3%	15.6%
% of FP17s for the same patient ID Re-attending between 3 & 9 months - Children	269	500	53.8%	54.8%	59.4%
% of FP17s for the same patient ID Re-attending between 3 & 9 months - Adults	617	1,324	46.6%	52.0%	55.5%
% of FP17s for Band 1 Urgent Courses	337	1,560	21.6%	9.5%	8.9%
% of FP17s Relating to Free Repair or Replacements	21	1,560	1.3%	0.8%	0.7%
% of FP17s Relating to Continuations	0	1,560	0.0%	0.6%	0.7%
% of Patients satisfied with the dentistry they have received	3	3	N/A	93.4%	93.6%
% of Patients satisfied with the time they had to wait for an appointment	3	3	N/A	89.2%	88.1%

* This is based on patients treated on this contract for their most recent course of treatment. Figures in italics indicate the base number of FP17s or Patient Questionnaire responses are less than 100. N/A is shown where the base number of responses is less than 10 during the period. % is calculated as Quantity/Base number*100

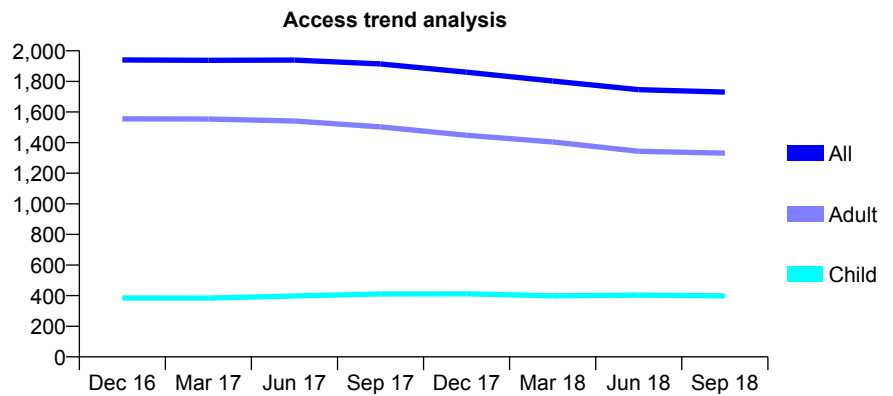
7A3 - Vital Signs At a Glance Contract Report for 128406/0001 - September 2018

Name or company name	Dr Philip Welch
Contract type name	GDS Contract
Purpose of contract	General
Contract start date	01/05/2012
Contract end date	

18/19 Contracted general activity (UDA)	6,869
Carry forward general activity (UDA)	0
18/19 Contracted orthodontic activity (UOA)	0
Carry forward orthodontic activity (UOA)	0
Baseline contract value	£179,102.73

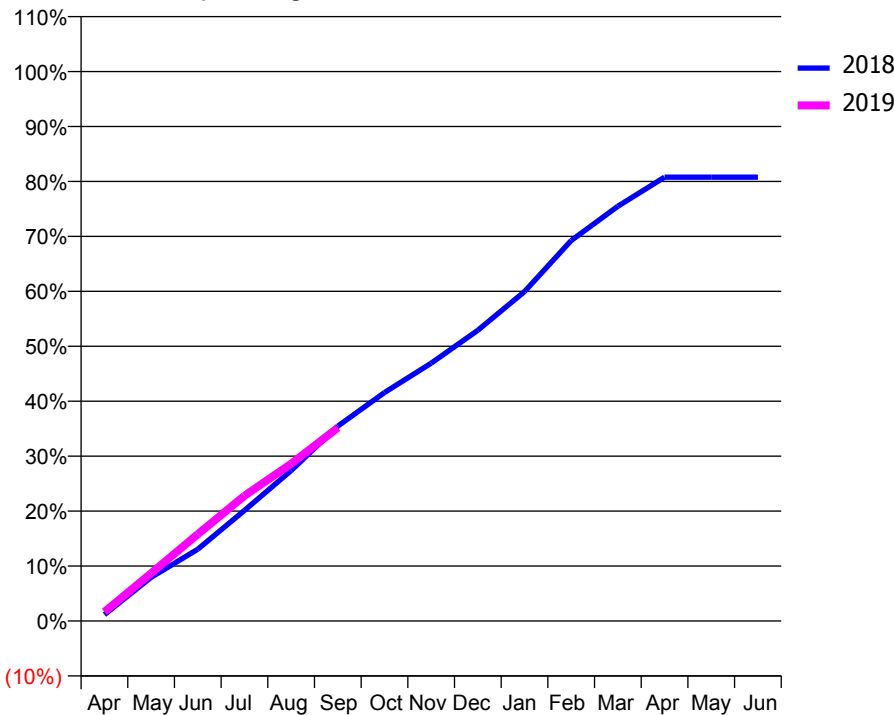
ACCESS*

Patients seen in 24 months	Total	Change since previous quarter
Quarter ending September 2017	1,914	
Quarter ending December 2017	1,860	↓
Quarter ending March 2018	1,803	↓
Quarter ending June 2018	1,746	↓
Quarter ending September 2018	1,730	→
Variance since September 2017	(9.6%)	↓



ACTIVITY

Cumulative percentage of contracted UDA delivered 2018 & 2019



Month	Adjusted Scheduled Activity (UDA)	
	2018	2019
April	80	114
May	545	597
June	898	1,087
July	1,383	1,566
August	1,881	1,966
September	2,436	2,416
October	2,857	
November	3,223	
December	3,634	
January	4,118	
February	4,757	
March	5,185	
April	5,549	
May	5,549	
June	5,549	

QUALITY

	Quantity	Base Number	Contract	LHB	Wales
% of FP17s for the same patient ID Re-attending within 3 months - Children	24	296	8.1%	9.7%	10.9%
% of FP17s for the same patient ID Re-attending within 3 months - Adults	163	1,084	15.0%	14.3%	15.6%
% of FP17s for the same patient ID Re-attending between 3 & 9 months - Children	150	296	50.7%	54.8%	59.4%
% of FP17s for the same patient ID Re-attending between 3 & 9 months - Adults	596	1,084	55.0%	52.0%	55.5%
% of FP17s for Band 1 Urgent Courses	203	1,190	17.1%	9.5%	8.9%
% of FP17s Relating to Free Repair or Replacements	9	1,190	0.8%	0.8%	0.7%
% of FP17s Relating to Continuations	6	1,190	0.5%	0.6%	0.7%
% of Patients satisfied with the dentistry they have received	5	5	N/A	93.4%	93.6%
% of Patients satisfied with the time they had to wait for an appointment	5	5	N/A	89.2%	88.1%

* This is based on patients treated on this contract for their most recent course of treatment. Figures in italics indicate the base number of FP17s or Patient Questionnaire responses are less than 100. N/A is shown where the base number of responses is less than 10 during the period. % is calculated as Quantity/Base number*100

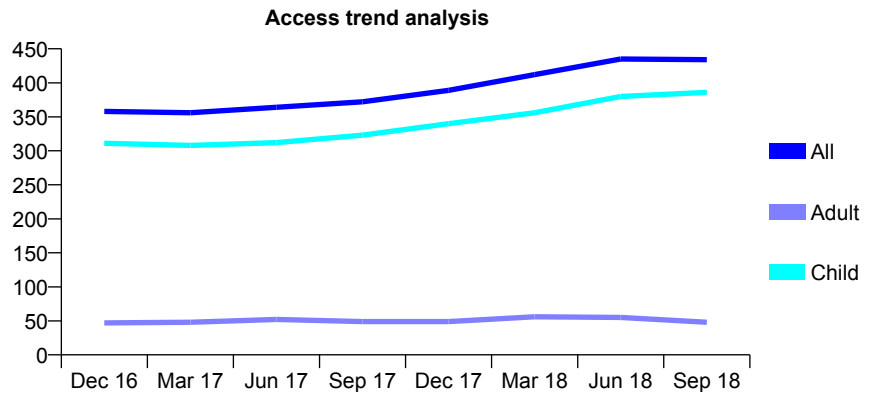
7A3 - Vital Signs At a Glance Contract Report for 136743/0001 - September 2018

Name or company name	Dr Webster & Dr Close
Contract type name	GDS Contract
Purpose of contract	General
Contract start date	07/06/2013
Contract end date	

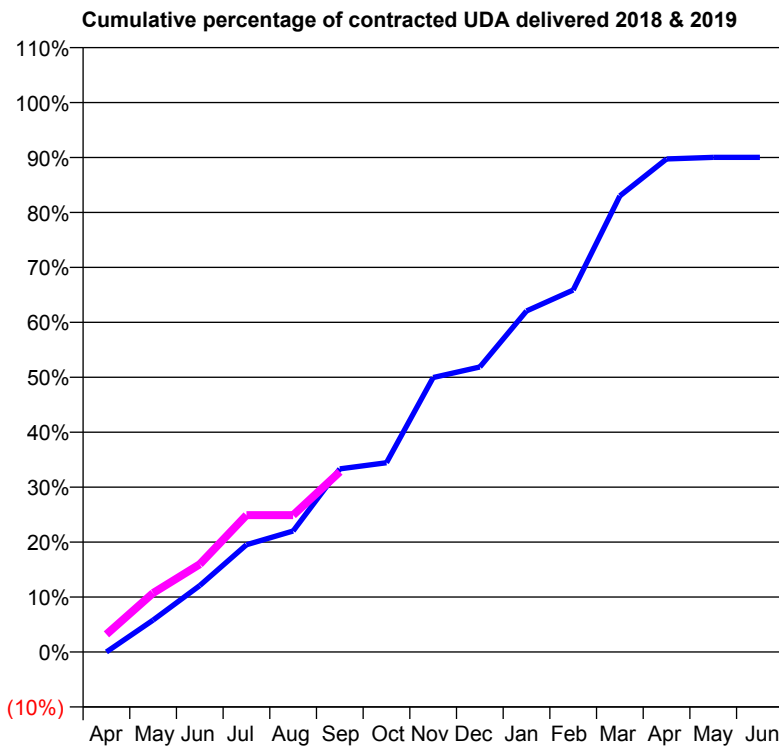
18/19 Contracted general activity (UDA)	1,000
Carry forward general activity (UDA)	0
18/19 Contracted orthodontic activity (UOA)	0
Carry forward orthodontic activity (UOA)	0
Baseline contract value	£22,254.62

ACCESS*

Patients seen in 24 months	Total	Change since previous quarter
Quarter ending September 2017	372	
Quarter ending December 2017	389	↑
Quarter ending March 2018	412	↑
Quarter ending June 2018	435	↑
Quarter ending September 2018	434	→
Variance since September 2017	16.7%	↑



ACTIVITY



Month	Adjusted Scheduled Activity (UDA)	
	2018	2019
April	0	32
May	58	107
June	121	160
July	195	249
August	220	249
September	333	328
October	344	
November	500	
December	519	
January	621	
February	659	
March	830	
April	897	
May	900	
June	900	

QUALITY

	Quantity	Base Number	Contract	LHB	Wales
% of FP17s for the same patient ID Re-attending within 3 months - Children	17	253	6.7%	9.7%	10.9%
% of FP17s for the same patient ID Re-attending within 3 months - Adults	0	10	0.0%	14.3%	15.6%
% of FP17s for the same patient ID Re-attending between 3 & 9 months - Children	129	253	51.0%	54.8%	59.4%
% of FP17s for the same patient ID Re-attending between 3 & 9 months - Adults	6	10	60.0%	52.0%	55.5%
% of FP17s for Band 1 Urgent Courses	5	216	2.3%	9.5%	8.9%
% of FP17s Relating to Free Repair or Replacements	0	216	0.0%	0.8%	0.7%
% of FP17s Relating to Continuations	0	216	0.0%	0.6%	0.7%
% of Patients satisfied with the dentistry they have received	0	0	N/A	93.4%	93.6%
% of Patients satisfied with the time they had to wait for an appointment	0	0	N/A	89.2%	88.1%

* This is based on patients treated on this contract for their most recent course of treatment. Figures in italics indicate the base number of FP17s or Patient Questionnaire responses are less than 100. N/A is shown where the base number of responses is less than 10 during the period. % is calculated as Quantity/Base number*100

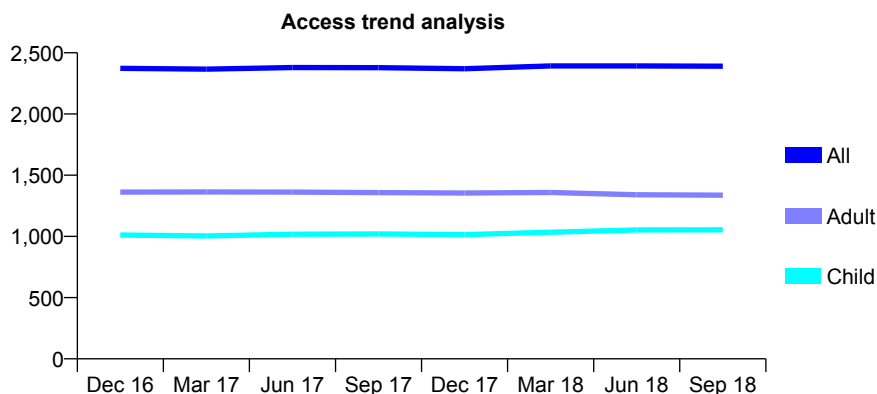
7A3 - Vital Signs At a Glance Contract Report for 142301/0001 - September 2018

Name or company name	Gower Healthcare Ltd
Contract type name	GDS Contract
Purpose of contract	General
Contract start date	01/04/2009
Contract end date	

18/19 Contracted general activity (UDA)	7,500
Carry forward general activity (UDA)	-379
18/19 Contracted orthodontic activity (UOA)	0
Carry forward orthodontic activity (UOA)	0
Baseline contract value	£187,476.07

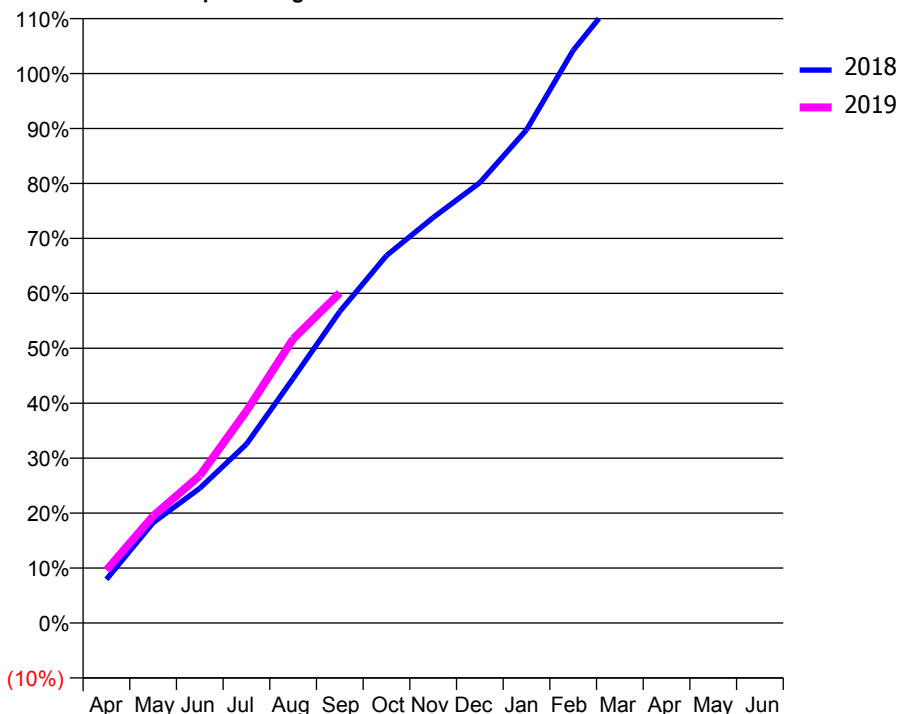
ACCESS*

Patients seen in 24 months	Total	Change since previous quarter
Quarter ending September 2017	2,378	
Quarter ending December 2017	2,370	→
Quarter ending March 2018	2,393	→
Quarter ending June 2018	2,393	→
Quarter ending September 2018	2,391	→
Variance since September 2017	0.5%	→



ACTIVITY

Cumulative percentage of contracted UDA delivered 2018 & 2019



Month	Adjusted Scheduled Activity (UDA)	
	2018	2019
April	597	722
May	1,370	1,461
June	1,838	2,011
July	2,441	2,893
August	3,339	3,878
September	4,253	4,506
October	5,016	
November	5,534	
December	6,010	
January	6,731	
February	7,816	
March	8,603	
April	8,948	
May	8,936	
June	8,941	

QUALITY

	Quantity	Base Number	Contract	LHB	Wales
% of FP17s for the same patient ID Re-attending within 3 months - Children	56	851	6.6%	9.7%	10.9%
% of FP17s for the same patient ID Re-attending within 3 months - Adults	199	1,012	19.7%	14.3%	15.6%
% of FP17s for the same patient ID Re-attending between 3 & 9 months - Children	613	851	72.0%	54.8%	59.4%
% of FP17s for the same patient ID Re-attending between 3 & 9 months - Adults	587	1,012	58.0%	52.0%	55.5%
% of FP17s for Band 1 Urgent Courses	78	1,720	4.5%	9.5%	8.9%
% of FP17s Relating to Free Repair or Replacements	0	1,720	0.0%	0.8%	0.7%
% of FP17s Relating to Continuations	0	1,720	0.0%	0.6%	0.7%
% of Patients satisfied with the dentistry they have received	5	5	N/A	93.4%	93.6%
% of Patients satisfied with the time they had to wait for an appointment	5	5	N/A	89.2%	88.1%

* This is based on patients treated on this contract for their most recent course of treatment. Figures in italics indicate the base number of FP17s or Patient Questionnaire responses are less than 100. N/A is shown where the base number of responses is less than 10 during the period. % is calculated as Quantity/Base number*100

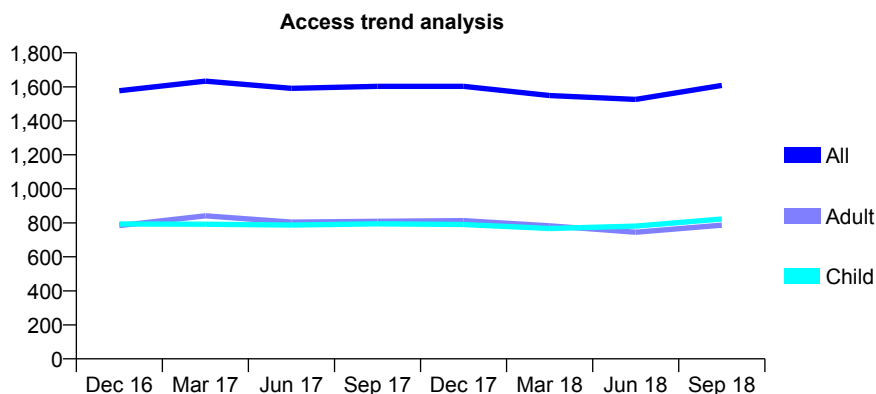
7A3 - Vital Signs At a Glance Contract Report for 143200/0001 - September 2018

Name or company name	Rhys Griffiths Ltd
Contract type name	GDS Contract
Purpose of contract	General
Contract start date	01/04/2015
Contract end date	

18/19 Contracted general activity (UDA)	5,144
Carry forward general activity (UDA)	0
18/19 Contracted orthodontic activity (UOA)	0
Carry forward orthodontic activity (UOA)	0
Baseline contract value	£126,538.28

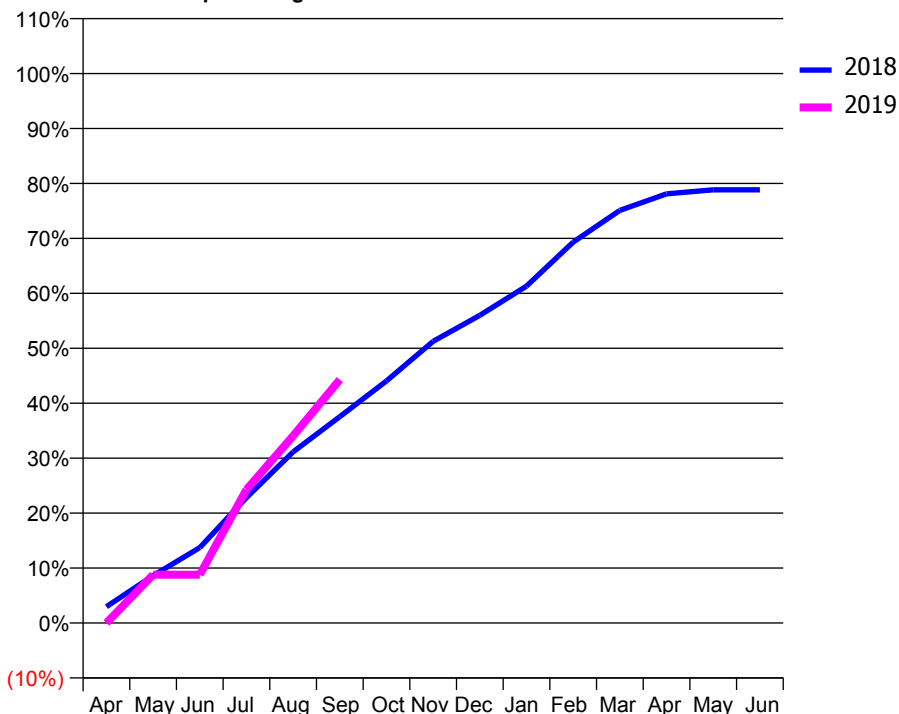
ACCESS*

Patients seen in 24 months	Total	Change since previous quarter
Quarter ending September 2017	1,603	
Quarter ending December 2017	1,603	→
Quarter ending March 2018	1,549	↓
Quarter ending June 2018	1,526	↓
Quarter ending September 2018	1,608	↑
Variance since September 2017	0.3%	→



ACTIVITY

Cumulative percentage of contracted UDA delivered 2018 & 2019



Month	Adjusted Scheduled Activity (UDA)	
	2018	2019
April	153	0
May	443	453
June	706	453
July	1,174	1,249
August	1,602	1,752
September	1,932	2,279
October	2,266	
November	2,637	
December	2,881	
January	3,153	
February	3,566	
March	3,862	
April	4,018	
May	4,055	
June	4,055	

QUALITY

	Quantity	Base Number	Contract	LHB	Wales
% of FP17s for the same patient ID Re-attending within 3 months - Children	37	575	6.4%	9.7%	10.9%
% of FP17s for the same patient ID Re-attending within 3 months - Adults	97	485	20.0%	14.3%	15.6%
% of FP17s for the same patient ID Re-attending between 3 & 9 months - Children	261	575	45.4%	54.8%	59.4%
% of FP17s for the same patient ID Re-attending between 3 & 9 months - Adults	182	485	37.5%	52.0%	55.5%
% of FP17s for Band 1 Urgent Courses	104	976	10.7%	9.5%	8.9%
% of FP17s Relating to Free Repair or Replacements	2	976	0.2%	0.8%	0.7%
% of FP17s Relating to Continuations	2	976	0.2%	0.6%	0.7%
% of Patients satisfied with the dentistry they have received	7	7	N/A	93.4%	93.6%
% of Patients satisfied with the time they had to wait for an appointment	7	7	N/A	89.2%	88.1%

* This is based on patients treated on this contract for their most recent course of treatment. Figures in italics indicate the base number of FP17s or Patient Questionnaire responses are less than 100. N/A is shown where the base number of responses is less than 10 during the period. % is calculated as Quantity/Base number*100

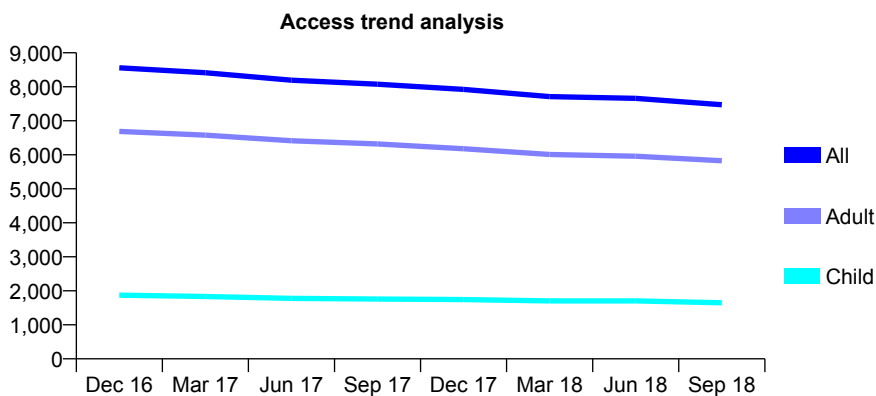
7A3 - Vital Signs At a Glance Contract Report for 145610/0001 - September 2018

Name or company name	Beynons Dental Surgery
Contract type name	GDS Contract
Purpose of contract	General
Contract start date	01/04/2009
Contract end date	

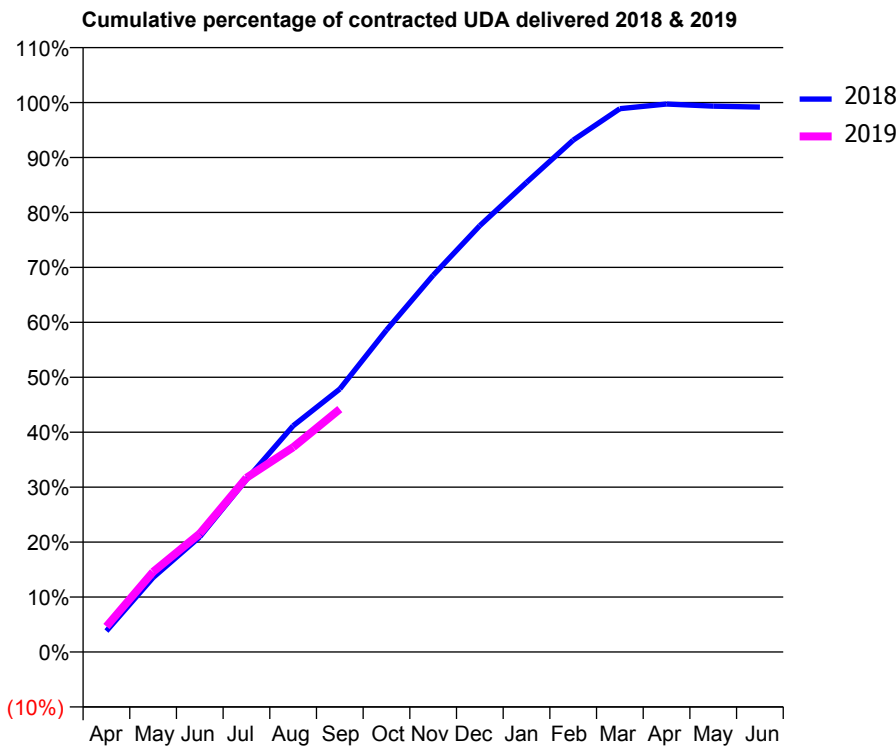
18/19 Contracted general activity (UDA)	24,396
Carry forward general activity (UDA)	0
18/19 Contracted orthodontic activity (UOA)	0
Carry forward orthodontic activity (UOA)	0
Baseline contract value	£609,987.25

ACCESS*

Patients seen in 24 months	Total	Change since previous quarter
Quarter ending September 2017	8,078	
Quarter ending December 2017	7,923	↓
Quarter ending March 2018	7,713	↓
Quarter ending June 2018	7,661	→
Quarter ending September 2018	7,472	↓
Variance since September 2017	(7.5%)	↓



ACTIVITY



Month	Adjusted Scheduled Activity (UDA)	
	2018	2019
April	934	1,135
May	3,307	3,560
June	5,112	5,262
July	7,659	7,738
August	10,042	9,089
September	11,680	10,785
October	14,294	
November	16,727	
December	18,927	
January	20,849	
February	22,726	
March	24,119	
April	24,327	
May	24,234	
June	24,194	

QUALITY

	Quantity	Base Number	Contract	LHB	Wales
% of FP17s for the same patient ID Re-attending within 3 months - Children	79	1,258	6.3%	9.7%	10.9%
% of FP17s for the same patient ID Re-attending within 3 months - Adults	508	4,585	11.1%	14.3%	15.6%
% of FP17s for the same patient ID Re-attending between 3 & 9 months - Children	834	1,258	66.3%	54.8%	59.4%
% of FP17s for the same patient ID Re-attending between 3 & 9 months - Adults	3,110	4,585	67.8%	52.0%	55.5%
% of FP17s for Band 1 Urgent Courses	440	5,672	7.8%	9.5%	8.9%
% of FP17s Relating to Free Repair or Replacements	55	5,672	1.0%	0.8%	0.7%
% of FP17s Relating to Continuations	4	5,672	0.1%	0.6%	0.7%
% of Patients satisfied with the dentistry they have received	16	18	88.9%	93.4%	93.6%
% of Patients satisfied with the time they had to wait for an appointment	14	18	77.8%	89.2%	88.1%

* This is based on patients treated on this contract for their most recent course of treatment. Figures in italics indicate the base number of FP17s or Patient Questionnaire responses are less than 100. N/A is shown where the base number of responses is less than 10 during the period. % is calculated as Quantity/Base number*100

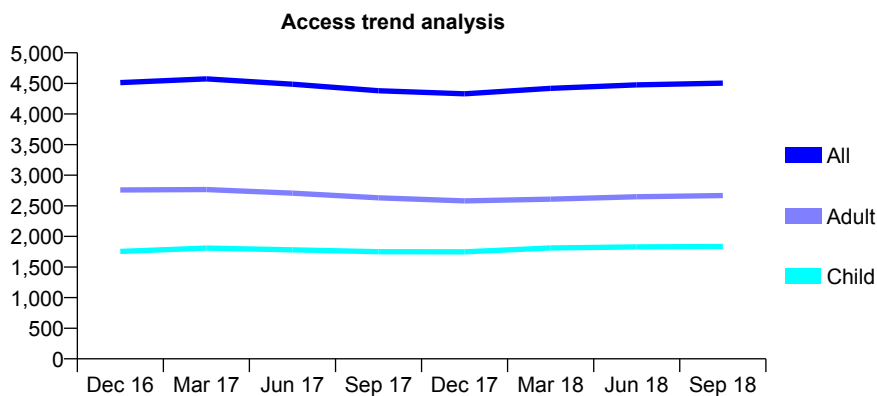
7A3 - Vital Signs At a Glance Contract Report for 147427/0001 - September 2018

Name or company name	Manor Road Dental Practice Limited
Contract type name	GDS Contract
Purpose of contract	General
Contract start date	01/08/2009
Contract end date	

18/19 Contracted general activity (UDA)	11,252
Carry forward general activity (UDA)	0
18/19 Contracted orthodontic activity (UOA)	0
Carry forward orthodontic activity (UOA)	0
Baseline contract value	£282,871.33

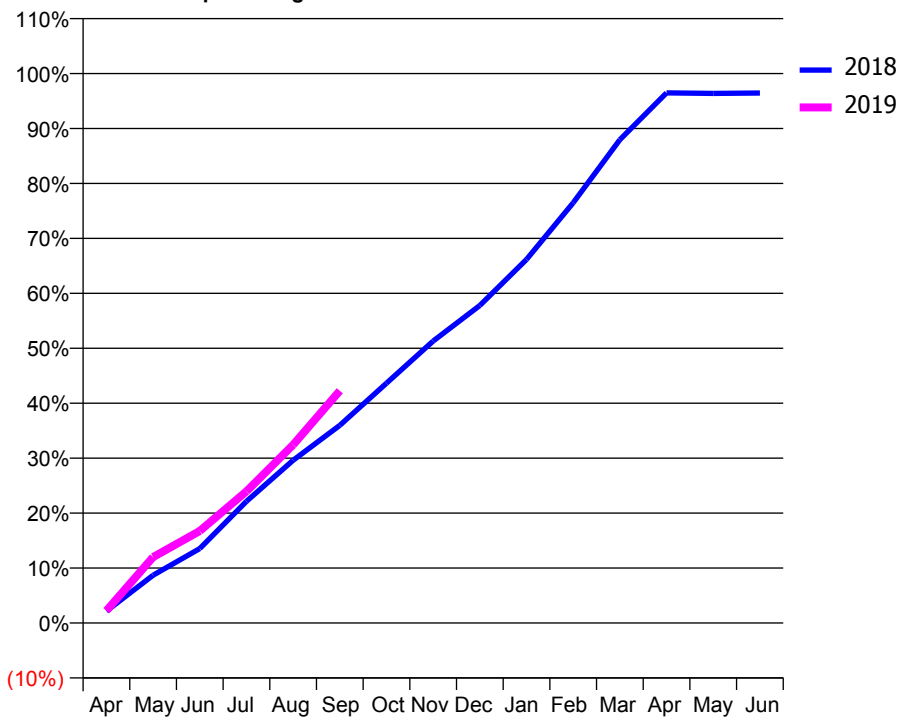
ACCESS*

Patients seen in 24 months	Total	Change since previous quarter
Quarter ending September 2017	4,380	
Quarter ending December 2017	4,329	↓
Quarter ending March 2018	4,419	↑
Quarter ending June 2018	4,477	→
Quarter ending September 2018	4,504	→
Variance since September 2017	2.8%	↑



ACTIVITY

Cumulative percentage of contracted UDA delivered 2018 & 2019



Month	Adjusted Scheduled Activity (UDA)	
	2018	2019
April	245	254
May	979	1,349
June	1,524	1,886
July	2,492	2,697
August	3,334	3,649
September	4,049	4,756
October	4,910	
November	5,775	
December	6,503	
January	7,445	
February	8,604	
March	9,898	
April	10,856	
May	10,844	
June	10,851	

QUALITY

	Quantity	Base Number	Contract	LHB	Wales
% of FP17s for the same patient ID Re-attending within 3 months - Children	114	1,279	8.9%	9.7%	10.9%
% of FP17s for the same patient ID Re-attending within 3 months - Adults	234	1,434	16.3%	14.3%	15.6%
% of FP17s for the same patient ID Re-attending between 3 & 9 months - Children	543	1,279	42.5%	54.8%	59.4%
% of FP17s for the same patient ID Re-attending between 3 & 9 months - Adults	424	1,434	29.6%	52.0%	55.5%
% of FP17s for Band 1 Urgent Courses	493	2,289	21.5%	9.5%	8.9%
% of FP17s Relating to Free Repair or Replacements	3	2,289	0.1%	0.8%	0.7%
% of FP17s Relating to Continuations	7	2,289	0.3%	0.6%	0.7%
% of Patients satisfied with the dentistry they have received	6	7	N/A	93.4%	93.6%
% of Patients satisfied with the time they had to wait for an appointment	6	7	N/A	89.2%	88.1%

* This is based on patients treated on this contract for their most recent course of treatment. Figures in italics indicate the base number of FP17s or Patient Questionnaire responses are less than 100. N/A is shown where the base number of responses is less than 10 during the period. % is calculated as Quantity/Base number*100

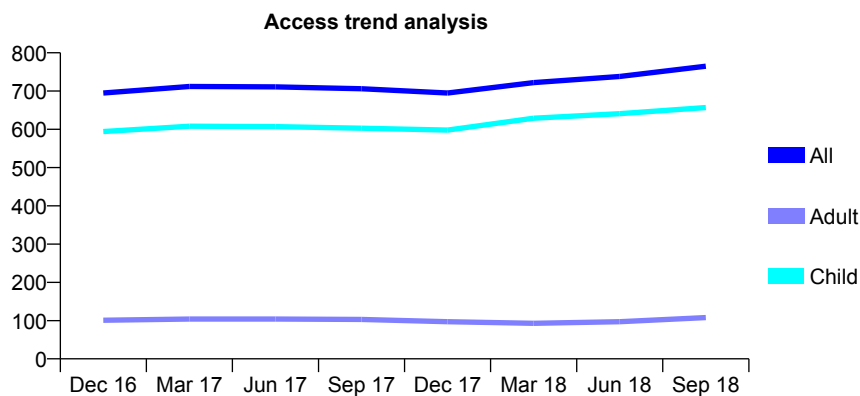
7A3 - Vital Signs At a Glance Contract Report for 147540/0001 - September 2018

Name or company name	Marsh Dental Surgery
Contract type name	GDS Contract
Purpose of contract	General
Contract start date	01/04/2006
Contract end date	

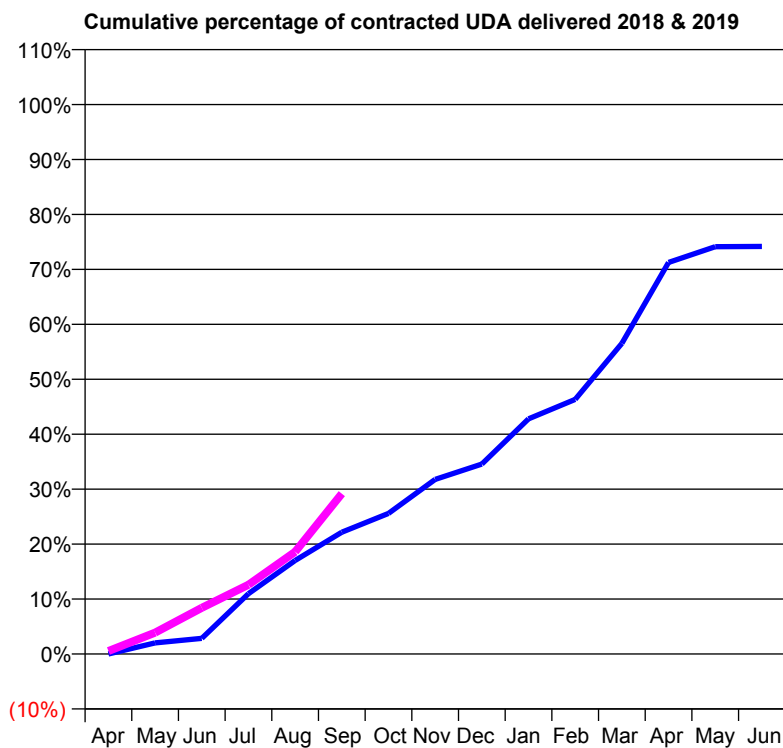
18/19 Contracted general activity (UDA)	2,000
Carry forward general activity (UDA)	0
18/19 Contracted orthodontic activity (UOA)	0
Carry forward orthodontic activity (UOA)	0
Baseline contract value	£50,000.00

ACCESS*

Patients seen in 24 months	Total	Change since previous quarter
Quarter ending September 2017	706	
Quarter ending December 2017	695	↓
Quarter ending March 2018	722	↑
Quarter ending June 2018	738	↑
Quarter ending September 2018	765	↑
Variance since September 2017	8.4%	↑



ACTIVITY



Month	Adjusted Scheduled Activity (UDA)	
	2018	2019
April	0	11
May	37	78
June	52	168
July	200	252
August	311	372
September	405	583
October	467	
November	580	
December	631	
January	781	
February	846	
March	1,032	
April	1,300	
May	1,353	
June	1,354	

QUALITY

	Quantity	Base Number	Contract	LHB	Wales
% of FP17s for the same patient ID Re-attending within 3 months - Children	37	481	7.7%	9.7%	10.9%
% of FP17s for the same patient ID Re-attending within 3 months - Adults	3	45	6.7%	14.3%	15.6%
% of FP17s for the same patient ID Re-attending between 3 & 9 months - Children	204	481	42.4%	54.8%	59.4%
% of FP17s for the same patient ID Re-attending between 3 & 9 months - Adults	17	45	37.8%	52.0%	55.5%
% of FP17s for Band 1 Urgent Courses	11	354	3.1%	9.5%	8.9%
% of FP17s Relating to Free Repair or Replacements	0	354	0.0%	0.8%	0.7%
% of FP17s Relating to Continuations	0	354	0.0%	0.6%	0.7%
% of Patients satisfied with the dentistry they have received	0	0	N/A	93.4%	93.6%
% of Patients satisfied with the time they had to wait for an appointment	0	0	N/A	89.2%	88.1%

* This is based on patients treated on this contract for their most recent course of treatment. Figures in italics indicate the base number of FP17s or Patient Questionnaire responses are less than 100. N/A is shown where the base number of responses is less than 10 during the period. % is calculated as Quantity/Base number*100

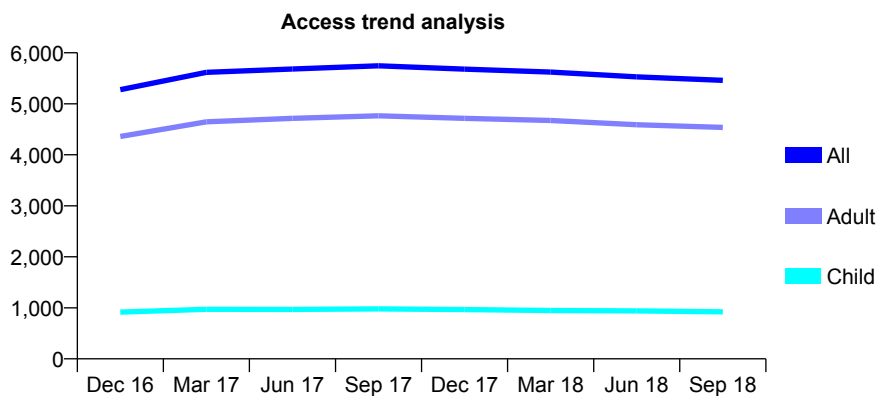
7A3 - Vital Signs At a Glance Contract Report for 148830/0001 - September 2018

Name or company name	United Dental Ltd
Contract type name	GDS Contract
Purpose of contract	General
Contract start date	01/04/2006
Contract end date	

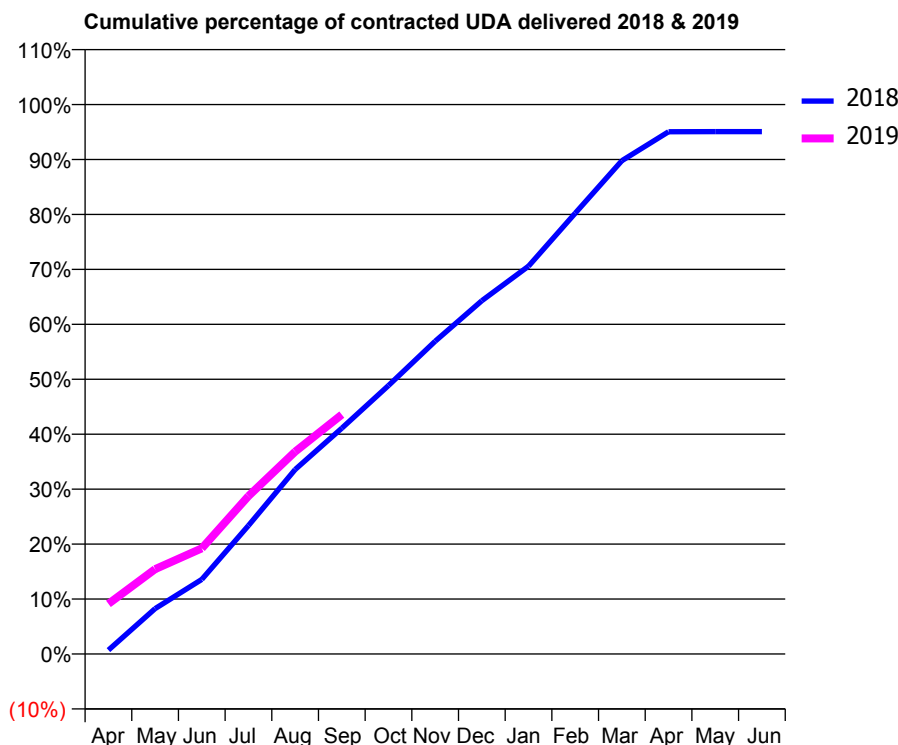
18/19 Contracted general activity (UDA)	16,210
Carry forward general activity (UDA)	-801
18/19 Contracted orthodontic activity (UOA)	0
Carry forward orthodontic activity (UOA)	0
Baseline contract value	£405,320.34

ACCESS*

Patients seen in 24 months	Total	Change since previous quarter
Quarter ending September 2017	5,746	
Quarter ending December 2017	5,681	↓
Quarter ending March 2018	5,623	↓
Quarter ending June 2018	5,529	↓
Quarter ending September 2018	5,459	↓
Variance since September 2017	(5.0%)	↓



ACTIVITY



Month	Adjusted Scheduled Activity (UDA)	
	2018	2019
April	117	1,481
May	1,340	2,503
June	2,200	3,118
July	3,792	4,660
August	5,444	5,970
September	6,661	7,061
October	7,921	
November	9,227	
December	10,421	
January	11,442	
February	13,004	
March	14,554	
April	15,407	
May	15,409	
June	15,409	

QUALITY

	Quantity	Base Number	Contract	LHB	Wales
% of FP17s for the same patient ID Re-attending within 3 months - Children	25	613	4.1%	9.7%	10.9%
% of FP17s for the same patient ID Re-attending within 3 months - Adults	362	2,796	12.9%	14.3%	15.6%
% of FP17s for the same patient ID Re-attending between 3 & 9 months - Children	316	613	51.5%	54.8%	59.4%
% of FP17s for the same patient ID Re-attending between 3 & 9 months - Adults	1,178	2,796	42.1%	52.0%	55.5%
% of FP17s for Band 1 Urgent Courses	251	3,101	8.1%	9.5%	8.9%
% of FP17s Relating to Free Repair or Replacements	47	3,101	1.5%	0.8%	0.7%
% of FP17s Relating to Continuations	26	3,101	0.8%	0.6%	0.7%
% of Patients satisfied with the dentistry they have received	12	12	100.0%	93.4%	93.6%
% of Patients satisfied with the time they had to wait for an appointment	12	12	100.0%	89.2%	88.1%

* This is based on patients treated on this contract for their most recent course of treatment. Figures in italics indicate the base number of FP17s or Patient Questionnaire responses are less than 100. N/A is shown where the base number of responses is less than 10 during the period. % is calculated as Quantity/Base number*100

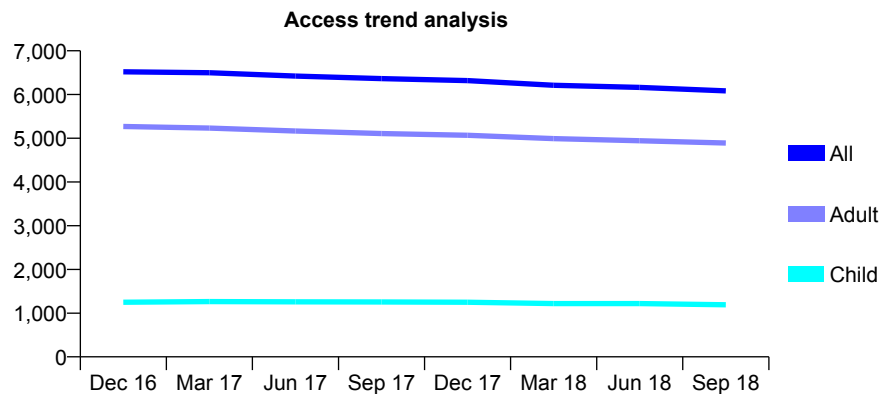
7A3 - Vital Signs At a Glance Contract Report for 150215/0001 - September 2018

Name or company name	T Metcalfe
Contract type name	GDS Contract
Purpose of contract	General
Contract start date	01/04/2014
Contract end date	

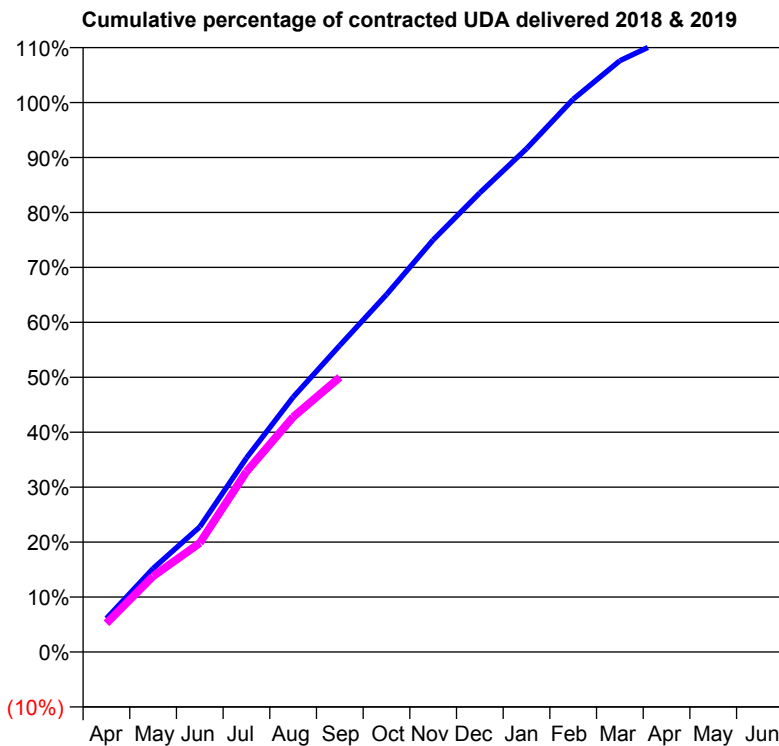
18/19 Contracted general activity (UDA)	16,447
Carry forward general activity (UDA)	0
18/19 Contracted orthodontic activity (UOA)	0
Carry forward orthodontic activity (UOA)	0
Baseline contract value	£411,128.44

ACCESS*

Patients seen in 24 months	Total	Change since previous quarter
Quarter ending September 2017	6,364	
Quarter ending December 2017	6,317	→
Quarter ending March 2018	6,212	↓
Quarter ending June 2018	6,162	→
Quarter ending September 2018	6,082	↓
Variance since September 2017	(4.4%)	↓



ACTIVITY



Month	Adjusted Scheduled Activity (UDA)	
	2018	2019
April	1,002	858
May	2,499	2,270
June	3,748	3,263
July	5,809	5,397
August	7,628	7,033
September	9,178	8,223
October	10,697	
November	12,334	
December	13,742	
January	15,063	
February	16,545	
March	17,701	
April	18,358	
May	18,407	
June	18,413	

QUALITY

	Quantity	Base Number	Contract	LHB	Wales
% of FP17s for the same patient ID Re-attending within 3 months - Children	38	879	4.3%	9.7%	10.9%
% of FP17s for the same patient ID Re-attending within 3 months - Adults	433	3,711	11.7%	14.3%	15.6%
% of FP17s for the same patient ID Re-attending between 3 & 9 months - Children	480	879	54.6%	54.8%	59.4%
% of FP17s for the same patient ID Re-attending between 3 & 9 months - Adults	2,154	3,711	58.0%	52.0%	55.5%
% of FP17s for Band 1 Urgent Courses	259	4,251	6.1%	9.5%	8.9%
% of FP17s Relating to Free Repair or Replacements	17	4,251	0.4%	0.8%	0.7%
% of FP17s Relating to Continuations	17	4,251	0.4%	0.6%	0.7%
% of Patients satisfied with the dentistry they have received	26	26	100.0%	93.4%	93.6%
% of Patients satisfied with the time they had to wait for an appointment	24	26	92.3%	89.2%	88.1%

* This is based on patients treated on this contract for their most recent course of treatment. Figures in italics indicate the base number of FP17s or Patient Questionnaire responses are less than 100. N/A is shown where the base number of responses is less than 10 during the period. % is calculated as Quantity/Base number*100

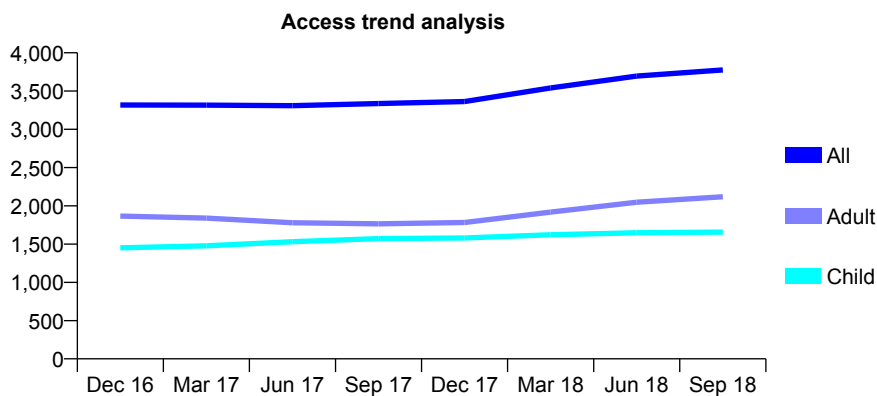
7A3 - Vital Signs At a Glance Contract Report for 152501/0001 - September 2018

Name or company name	Gower Healthcare Limited
Contract type name	GDS Contract
Purpose of contract	General and Orthodontic
Contract start date	01/04/2010
Contract end date	

18/19 Contracted general activity (UDA)	13,307
Carry forward general activity (UDA)	-669
18/19 Contracted orthodontic activity (UOA)	8
Carry forward orthodontic activity (UOA)	0
Baseline contract value	£332,636.61

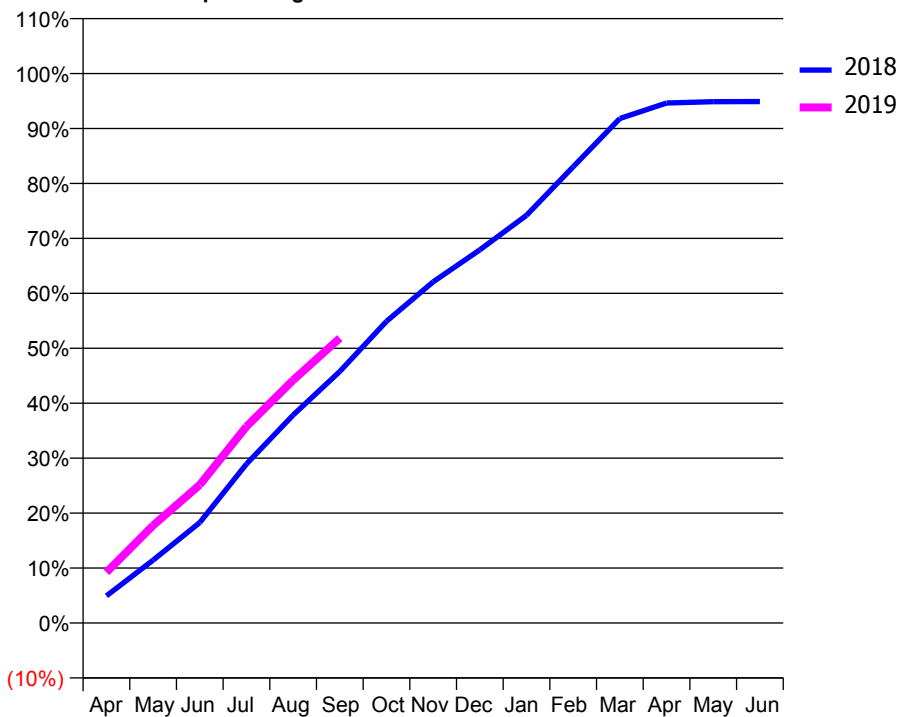
ACCESS*

Patients seen in 24 months	Total	Change since previous quarter
Quarter ending September 2017	3,336	
Quarter ending December 2017	3,363	→
Quarter ending March 2018	3,540	↑
Quarter ending June 2018	3,695	↑
Quarter ending September 2018	3,776	↑
Variance since September 2017	13.2%	↑



ACTIVITY

Cumulative percentage of contracted UDA delivered 2018 & 2019



Month	Adjusted Scheduled Activity (UDA)	
	2018	2019
April	657	1,227
May	1,522	2,362
June	2,434	3,346
July	3,851	4,759
August	5,035	5,883
September	6,093	6,900
October	7,307	
November	8,263	
December	9,037	
January	9,872	
February	11,048	
March	12,217	
April	12,591	
May	12,623	
June	12,628	

QUALITY

	Quantity	Base Number	Contract	LHB	Wales
% of FP17s for the same patient ID Re-attending within 3 months - Children	117	1,444	8.1%	9.7%	10.9%
% of FP17s for the same patient ID Re-attending within 3 months - Adults	295	1,749	16.9%	14.3%	15.6%
% of FP17s for the same patient ID Re-attending between 3 & 9 months - Children	963	1,444	66.7%	54.8%	59.4%
% of FP17s for the same patient ID Re-attending between 3 & 9 months - Adults	909	1,749	52.0%	52.0%	55.5%
% of FP17s for Band 1 Urgent Courses	241	2,995	8.0%	9.5%	8.9%
% of FP17s Relating to Free Repair or Replacements	18	2,995	0.6%	0.8%	0.7%
% of FP17s Relating to Continuations	34	2,995	1.1%	0.6%	0.7%
% of Patients satisfied with the dentistry they have received	8	8	N/A	93.4%	93.6%
% of Patients satisfied with the time they had to wait for an appointment	8	8	N/A	89.2%	88.1%

* This is based on patients treated on this contract for their most recent course of treatment. Figures in italics indicate the base number of FP17s or Patient Questionnaire responses are less than 100. N/A is shown where the base number of responses is less than 10 during the period. % is calculated as Quantity/Base number*100

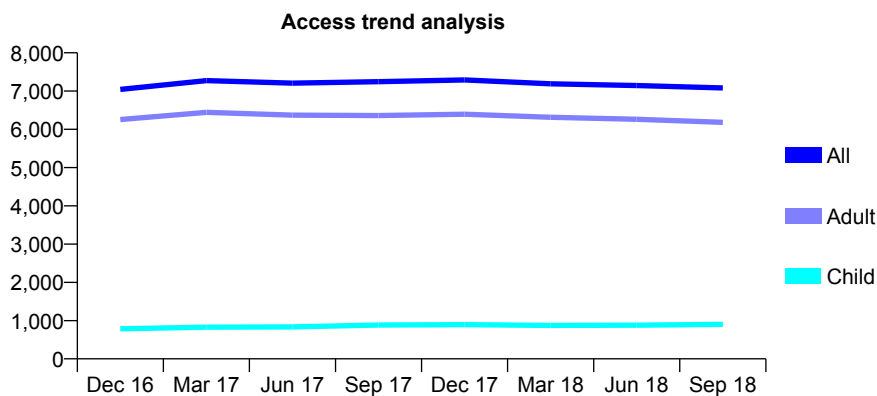
7A3 - Vital Signs At a Glance Contract Report for 155721/0001 - September 2018

Name or company name	University Dental Care
Contract type name	GDS Contract
Purpose of contract	General
Contract start date	01/04/2012
Contract end date	

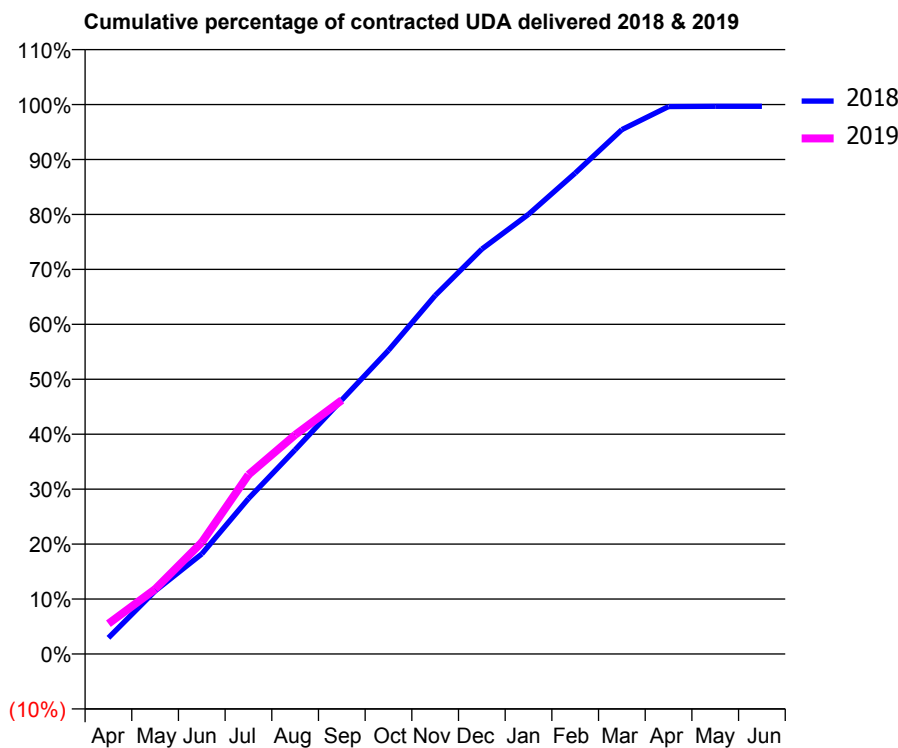
18/19 Contracted general activity (UDA)	15,442
Carry forward general activity (UDA)	-39
18/19 Contracted orthodontic activity (UOA)	0
Carry forward orthodontic activity (UOA)	0
Baseline contract value	£437,045.78

ACCESS*

Patients seen in 24 months	Total	Change since previous quarter
Quarter ending September 2017	7,244	
Quarter ending December 2017	7,289	→
Quarter ending March 2018	7,188	↓
Quarter ending June 2018	7,144	→
Quarter ending September 2018	7,083	→
Variance since September 2017	(2.2%)	↓



ACTIVITY



Month	Adjusted Scheduled Activity (UDA)	
	2018	2019
April	454	851
May	1,772	1,823
June	2,814	3,137
July	4,369	5,040
August	5,740	6,160
September	7,141	7,135
October	8,533	
November	10,075	
December	11,377	
January	12,357	
February	13,516	
March	14,735	
April	15,386	
May	15,391	
June	15,393	

QUALITY

	Quantity	Base Number	Contract	LHB	Wales
% of FP17s for the same patient ID Re-attending within 3 months - Children	34	649	5.2%	9.7%	10.9%
% of FP17s for the same patient ID Re-attending within 3 months - Adults	544	3,520	15.5%	14.3%	15.6%
% of FP17s for the same patient ID Re-attending between 3 & 9 months - Children	375	649	57.8%	54.8%	59.4%
% of FP17s for the same patient ID Re-attending between 3 & 9 months - Adults	1,819	3,520	51.7%	52.0%	55.5%
% of FP17s for Band 1 Urgent Courses	369	3,834	9.6%	9.5%	8.9%
% of FP17s Relating to Free Repair or Replacements	55	3,834	1.4%	0.8%	0.7%
% of FP17s Relating to Continuations	21	3,834	0.5%	0.6%	0.7%
% of Patients satisfied with the dentistry they have received	8	8	N/A	93.4%	93.6%
% of Patients satisfied with the time they had to wait for an appointment	7	8	N/A	89.2%	88.1%

* This is based on patients treated on this contract for their most recent course of treatment. Figures in italics indicate the base number of FP17s or Patient Questionnaire responses are less than 100. N/A is shown where the base number of responses is less than 10 during the period. % is calculated as Quantity/Base number*100

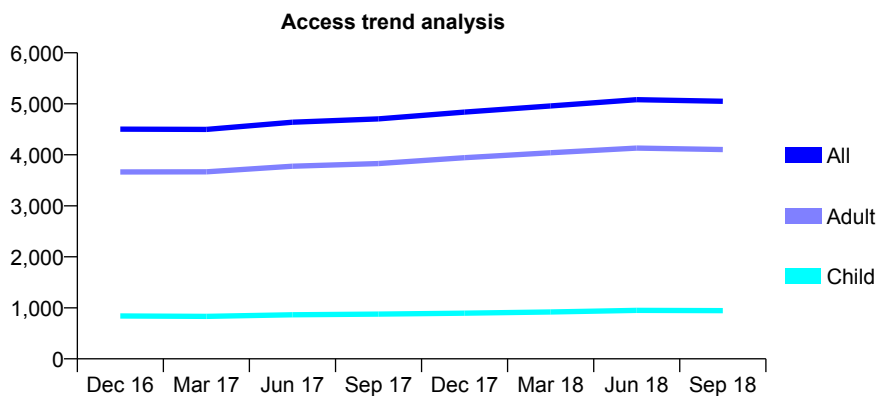
7A3 - Vital Signs At a Glance Contract Report for 158194/0005 - September 2018

Name or company name	Denticare Ltd
Contract type name	GDS Contract
Purpose of contract	General
Contract start date	01/04/2006
Contract end date	

18/19 Contracted general activity (UDA)	14,818
Carry forward general activity (UDA)	0
18/19 Contracted orthodontic activity (UOA)	0
Carry forward orthodontic activity (UOA)	0
Baseline contract value	£370,418.68

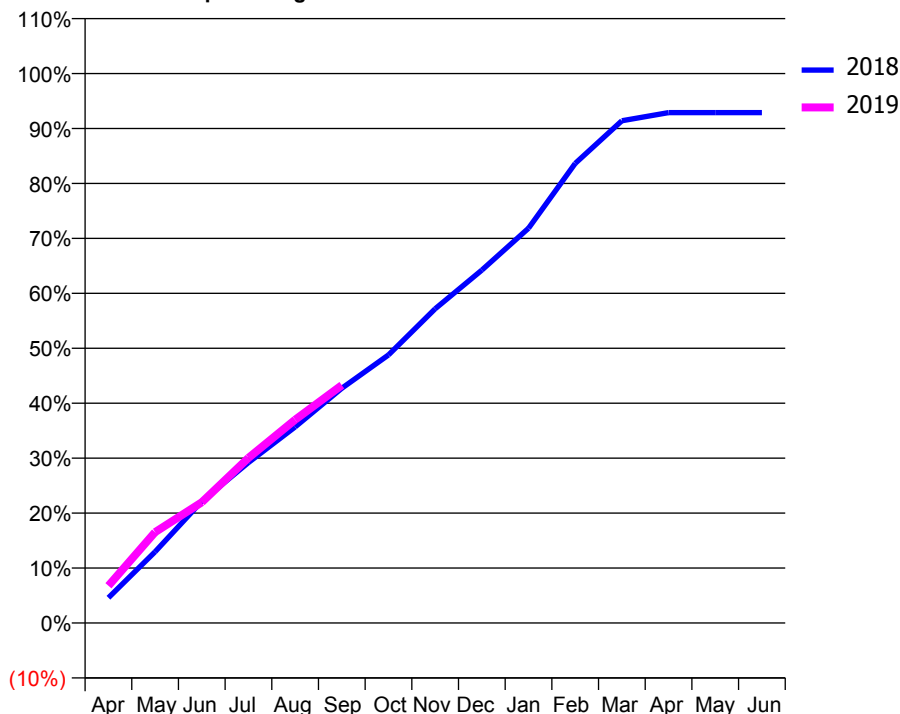
ACCESS*

Patients seen in 24 months	Total	Change since previous quarter
Quarter ending September 2017	4,705	
Quarter ending December 2017	4,838	↑
Quarter ending March 2018	4,959	↑
Quarter ending June 2018	5,081	↑
Quarter ending September 2018	5,049	→
Variance since September 2017	7.3%	↑



ACTIVITY

Cumulative percentage of contracted UDA delivered 2018 & 2019



Month	Adjusted Scheduled Activity (UDA)	
	2018	2019
April	683	1,006
May	1,921	2,451
June	3,282	3,256
July	4,327	4,455
August	5,286	5,481
September	6,331	6,413
October	7,229	
November	8,472	
December	9,516	
January	10,644	
February	12,392	
March	13,544	
April	13,764	
May	13,764	
June	13,763	

QUALITY

	Quantity	Base Number	Contract	LHB	Wales
% of FP17s for the same patient ID Re-attending within 3 months - Children	29	610	4.8%	9.7%	10.9%
% of FP17s for the same patient ID Re-attending within 3 months - Adults	265	2,464	10.8%	14.3%	15.6%
% of FP17s for the same patient ID Re-attending between 3 & 9 months - Children	256	610	42.0%	54.8%	59.4%
% of FP17s for the same patient ID Re-attending between 3 & 9 months - Adults	1,172	2,464	47.6%	52.0%	55.5%
% of FP17s for Band 1 Urgent Courses	206	2,935	7.0%	9.5%	8.9%
% of FP17s Relating to Free Repair or Replacements	23	2,935	0.8%	0.8%	0.7%
% of FP17s Relating to Continuations	34	2,935	1.2%	0.6%	0.7%
% of Patients satisfied with the dentistry they have received	10	11	90.9%	93.4%	93.6%
% of Patients satisfied with the time they had to wait for an appointment	10	11	90.9%	89.2%	88.1%

* This is based on patients treated on this contract for their most recent course of treatment. Figures in italics indicate the base number of FP17s or Patient Questionnaire responses are less than 100. N/A is shown where the base number of responses is less than 10 during the period. % is calculated as Quantity/Base number*100

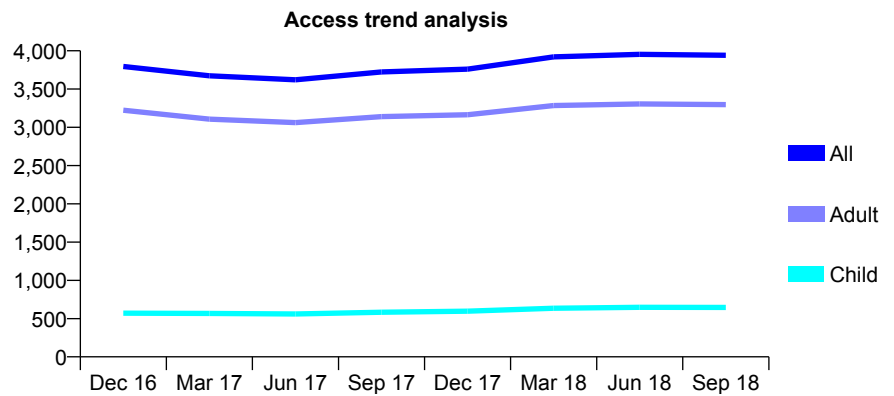
7A3 - Vital Signs At a Glance Contract Report for 158194/0011 - September 2018

Name or company name	Denticare Ltd
Contract type name	GDS Contract
Purpose of contract	General
Contract start date	01/04/2006
Contract end date	

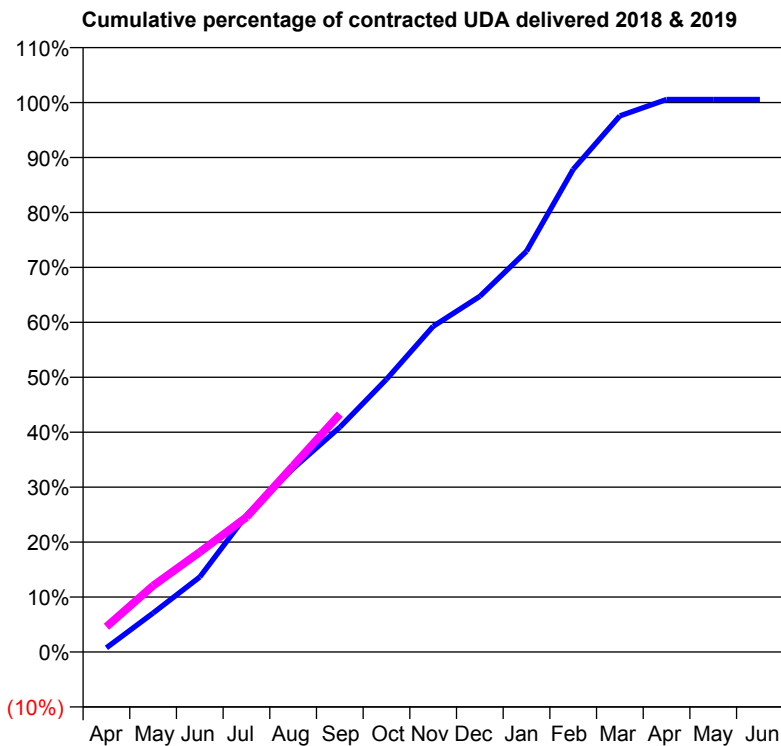
18/19 Contracted general activity (UDA)	13,462
Carry forward general activity (UDA)	-76
18/19 Contracted orthodontic activity (UOA)	0
Carry forward orthodontic activity (UOA)	0
Baseline contract value	£407,939.29

ACCESS*

Patients seen in 24 months	Total	Change since previous quarter
Quarter ending September 2017	3,723	
Quarter ending December 2017	3,761	→
Quarter ending March 2018	3,920	↑
Quarter ending June 2018	3,954	→
Quarter ending September 2018	3,941	→
Variance since September 2017	5.9%	↑



ACTIVITY



Month	Adjusted Scheduled Activity (UDA)	
	2018	2019
April	103	618
May	954	1,626
June	1,839	2,448
July	3,349	3,305
August	4,495	4,563
September	5,508	5,828
October	6,683	
November	7,978	
December	8,713	
January	9,817	
February	11,823	
March	13,133	
April	13,538	
May	13,538	
June	13,538	

QUALITY

	Quantity	Base Number	Contract	LHB	Wales
% of FP17s for the same patient ID Re-attending within 3 months - Children	31	467	6.6%	9.7%	10.9%
% of FP17s for the same patient ID Re-attending within 3 months - Adults	273	2,542	10.7%	14.3%	15.6%
% of FP17s for the same patient ID Re-attending between 3 & 9 months - Children	290	467	62.1%	54.8%	59.4%
% of FP17s for the same patient ID Re-attending between 3 & 9 months - Adults	1,674	2,542	65.9%	52.0%	55.5%
% of FP17s for Band 1 Urgent Courses	206	2,825	7.3%	9.5%	8.9%
% of FP17s Relating to Free Repair or Replacements	22	2,825	0.8%	0.8%	0.7%
% of FP17s Relating to Continuations	26	2,825	0.9%	0.6%	0.7%
% of Patients satisfied with the dentistry they have received	13	13	100.0%	93.4%	93.6%
% of Patients satisfied with the time they had to wait for an appointment	12	13	92.3%	89.2%	88.1%

* This is based on patients treated on this contract for their most recent course of treatment. Figures in italics indicate the base number of FP17s or Patient Questionnaire responses are less than 100. N/A is shown where the base number of responses is less than 10 during the period. % is calculated as Quantity/Base number*100

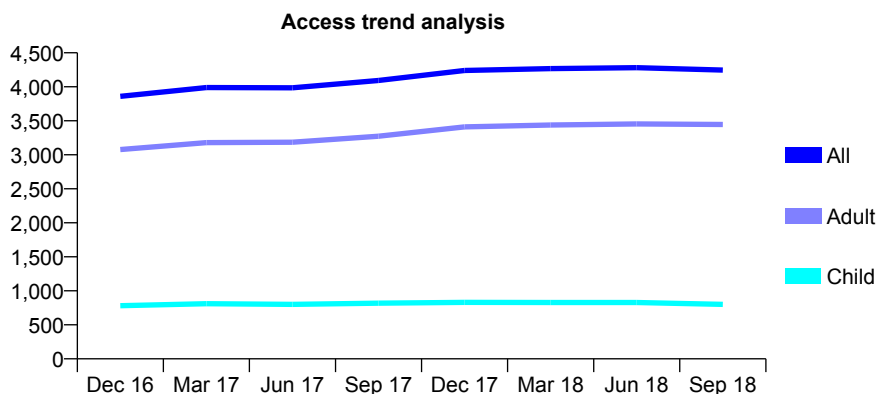
7A3 - Vital Signs At a Glance Contract Report for 163120/0001 - September 2018

Name or company name	OASIS DENTAL CARE LTD
Contract type name	GDS Contract
Purpose of contract	General
Contract start date	01/06/2015
Contract end date	

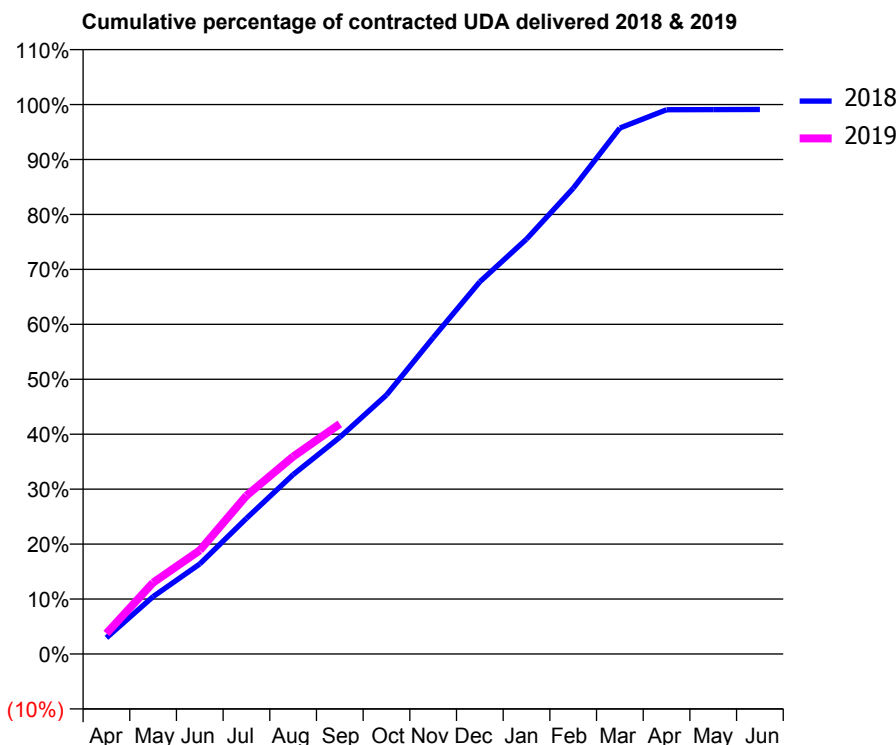
18/19 Contracted general activity (UDA)	13,369
Carry forward general activity (UDA)	0
18/19 Contracted orthodontic activity (UOA)	0
Carry forward orthodontic activity (UOA)	0
Baseline contract value	£385,907.57

ACCESS*

Patients seen in 24 months	Total	Change since previous quarter
Quarter ending September 2017	4,093	
Quarter ending December 2017	4,241	↑
Quarter ending March 2018	4,267	→
Quarter ending June 2018	4,282	→
Quarter ending September 2018	4,246	→
Variance since September 2017	3.7%	↑



ACTIVITY



Month	Adjusted Scheduled Activity (UDA)	
	2018	2019
April	393	502
May	1,398	1,736
June	2,192	2,523
July	3,302	3,853
August	4,365	4,804
September	5,273	5,599
October	6,302	
November	7,698	
December	9,056	
January	10,096	
February	11,331	
March	12,798	
April	13,243	
May	13,245	
June	13,247	

QUALITY

	Quantity	Base Number	Contract	LHB	Wales
% of FP17s for the same patient ID Re-attending within 3 months - Children	38	573	6.6%	9.7%	10.9%
% of FP17s for the same patient ID Re-attending within 3 months - Adults	298	2,429	12.3%	14.3%	15.6%
% of FP17s for the same patient ID Re-attending between 3 & 9 months - Children	386	573	67.4%	54.8%	59.4%
% of FP17s for the same patient ID Re-attending between 3 & 9 months - Adults	1,584	2,429	65.2%	52.0%	55.5%
% of FP17s for Band 1 Urgent Courses	231	2,845	8.1%	9.5%	8.9%
% of FP17s Relating to Free Repair or Replacements	13	2,845	0.5%	0.8%	0.7%
% of FP17s Relating to Continuations	2	2,845	0.1%	0.6%	0.7%
% of Patients satisfied with the dentistry they have received	9	10	90.0%	93.4%	93.6%
% of Patients satisfied with the time they had to wait for an appointment	10	10	100.0%	89.2%	88.1%

* This is based on patients treated on this contract for their most recent course of treatment. Figures in italics indicate the base number of FP17s or Patient Questionnaire responses are less than 100. N/A is shown where the base number of responses is less than 10 during the period. % is calculated as Quantity/Base number*100

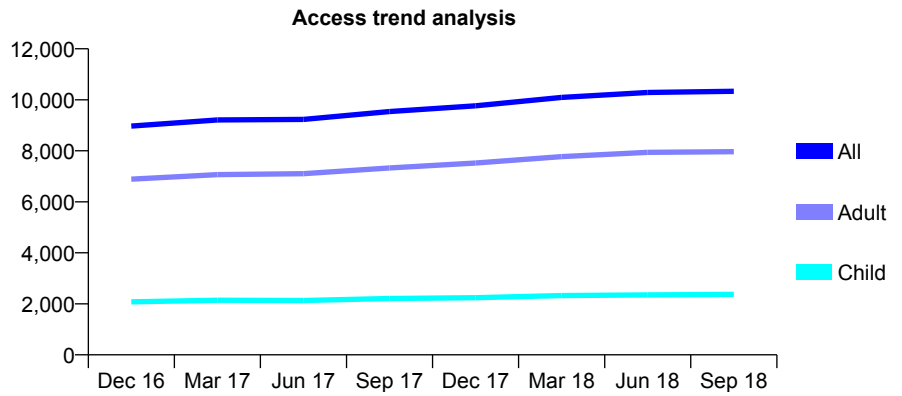
7A3 - Vital Signs At a Glance Contract Report for 165840/0001 - September 2018

Name or company name	Nicola Hall Limited
Contract type name	GDS Contract
Purpose of contract	General
Contract start date	01/09/2010
Contract end date	

18/19 Contracted general activity (UDA)	28,200
Carry forward general activity (UDA)	717
18/19 Contracted orthodontic activity (UOA)	0
Carry forward orthodontic activity (UOA)	0
Baseline contract value	£724,458.00

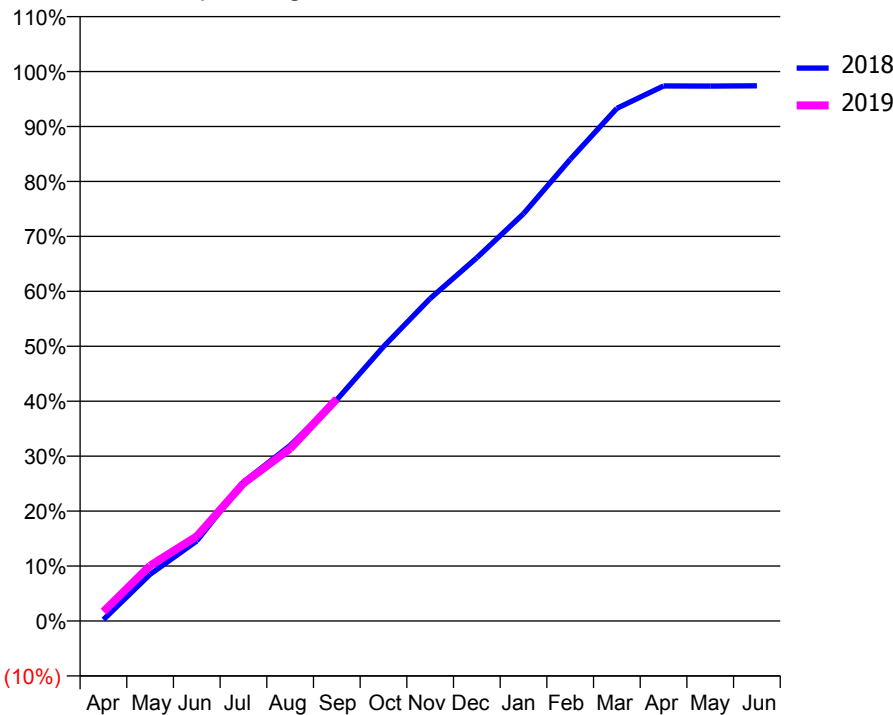
ACCESS*

Patients seen in 24 months	Total	Change since previous quarter
Quarter ending September 2017	9,538	
Quarter ending December 2017	9,767	↑
Quarter ending March 2018	10,095	↑
Quarter ending June 2018	10,290	→
Quarter ending September 2018	10,335	→
Variance since September 2017	8.4%	↑



ACTIVITY

Cumulative percentage of contracted UDA delivered 2018 & 2019



Month	Adjusted Scheduled Activity (UDA)	
	2018	2019
April	73	480
May	2,399	2,841
June	4,109	4,348
July	7,132	7,066
August	9,011	8,846
September	11,357	11,396
October	14,083	
November	16,550	
December	18,643	
January	20,905	
February	23,689	
March	26,310	
April	27,462	
May	27,451	
June	27,463	

QUALITY

	Quantity	Base Number	Contract	LHB	Wales
% of FP17s for the same patient ID Re-attending within 3 months - Children	91	1,711	5.3%	9.7%	10.9%
% of FP17s for the same patient ID Re-attending within 3 months - Adults	547	5,167	10.6%	14.3%	15.6%
% of FP17s for the same patient ID Re-attending between 3 & 9 months - Children	1,063	1,711	62.1%	54.8%	59.4%
% of FP17s for the same patient ID Re-attending between 3 & 9 months - Adults	2,787	5,167	53.9%	52.0%	55.5%
% of FP17s for Band 1 Urgent Courses	497	6,284	7.9%	9.5%	8.9%
% of FP17s Relating to Free Repair or Replacements	39	6,284	0.6%	0.8%	0.7%
% of FP17s Relating to Continuations	15	6,284	0.2%	0.6%	0.7%
% of Patients satisfied with the dentistry they have received	23	25	92.0%	93.4%	93.6%
% of Patients satisfied with the time they had to wait for an appointment	21	25	84.0%	89.2%	88.1%

* This is based on patients treated on this contract for their most recent course of treatment. Figures in italics indicate the base number of FP17s or Patient Questionnaire responses are less than 100. N/A is shown where the base number of responses is less than 10 during the period. % is calculated as Quantity/Base number*100

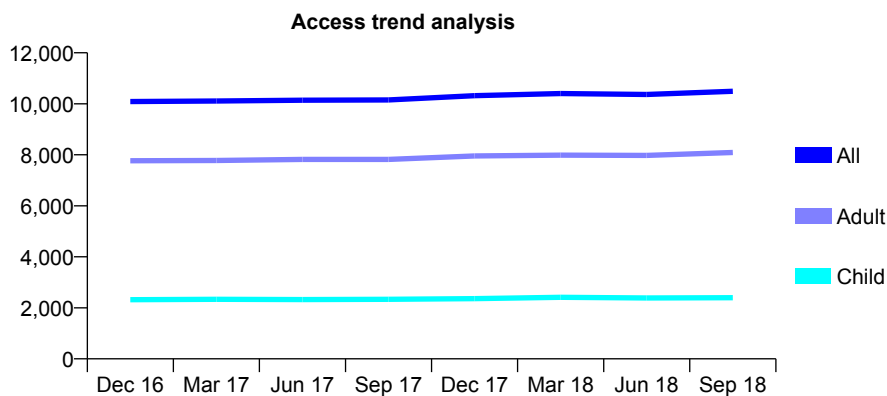
7A3 - Vital Signs At a Glance Contract Report for 169714/0001 - September 2018

Name or company name	Pantyyfynon Limited
Contract type name	GDS Contract
Purpose of contract	General
Contract start date	01/04/2011
Contract end date	

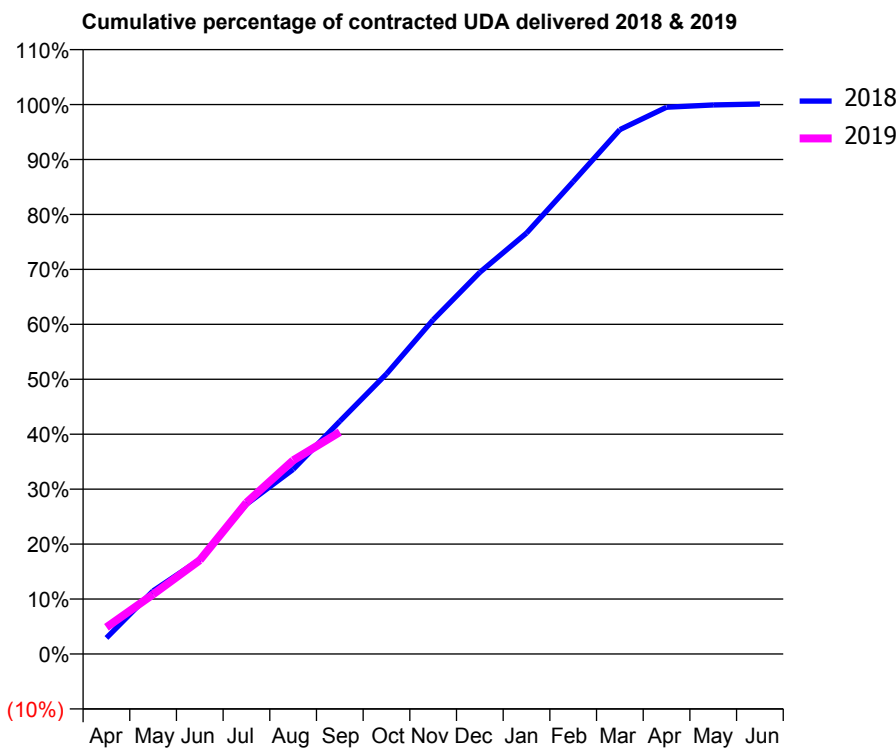
18/19 Contracted general activity (UDA)	22,834
Carry forward general activity (UDA)	-39
18/19 Contracted orthodontic activity (UOA)	0
Carry forward orthodontic activity (UOA)	0
Baseline contract value	£570,792.42

ACCESS*

Patients seen in 24 months	Total	Change since previous quarter
Quarter ending September 2017	10,154	
Quarter ending December 2017	10,320	→
Quarter ending March 2018	10,403	→
Quarter ending June 2018	10,366	→
Quarter ending September 2018	10,490	→
Variance since September 2017	3.3%	↑



ACTIVITY



Month	Adjusted Scheduled Activity (UDA)	
	2018	2019
April	668	1,111
May	2,626	2,480
June	3,928	3,900
July	6,225	6,292
August	7,673	8,046
September	9,674	9,223
October	11,640	
November	13,890	
December	15,862	
January	17,491	
February	19,629	
March	21,791	
April	22,719	
May	22,816	
June	22,853	

QUALITY

	Quantity	Base Number	Contract	LHB	Wales
% of FP17s for the same patient ID Re-attending within 3 months - Children	61	1,602	3.8%	9.7%	10.9%
% of FP17s for the same patient ID Re-attending within 3 months - Adults	315	3,792	8.3%	14.3%	15.6%
% of FP17s for the same patient ID Re-attending between 3 & 9 months - Children	1,006	1,602	62.8%	54.8%	59.4%
% of FP17s for the same patient ID Re-attending between 3 & 9 months - Adults	820	3,792	21.6%	52.0%	55.5%
% of FP17s for Band 1 Urgent Courses	105	4,846	2.2%	9.5%	8.9%
% of FP17s Relating to Free Repair or Replacements	62	4,846	1.3%	0.8%	0.7%
% of FP17s Relating to Continuations	41	4,846	0.8%	0.6%	0.7%
% of Patients satisfied with the dentistry they have received	17	18	94.4%	93.4%	93.6%
% of Patients satisfied with the time they had to wait for an appointment	17	18	94.4%	89.2%	88.1%

* This is based on patients treated on this contract for their most recent course of treatment. Figures in italics indicate the base number of FP17s or Patient Questionnaire responses are less than 100. N/A is shown where the base number of responses is less than 10 during the period. % is calculated as Quantity/Base number*100

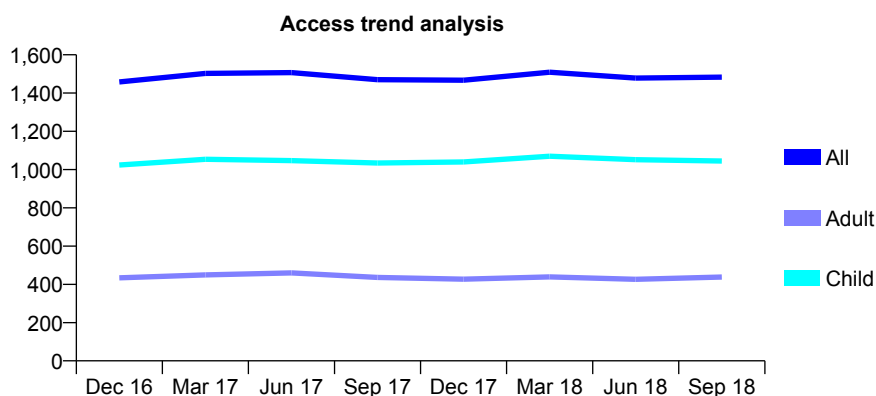
7A3 - Vital Signs At a Glance Contract Report for 171131/0001 - September 2018

Name or company name	J & LV Ltd
Contract type name	GDS Contract
Purpose of contract	General
Contract start date	01/04/2006
Contract end date	

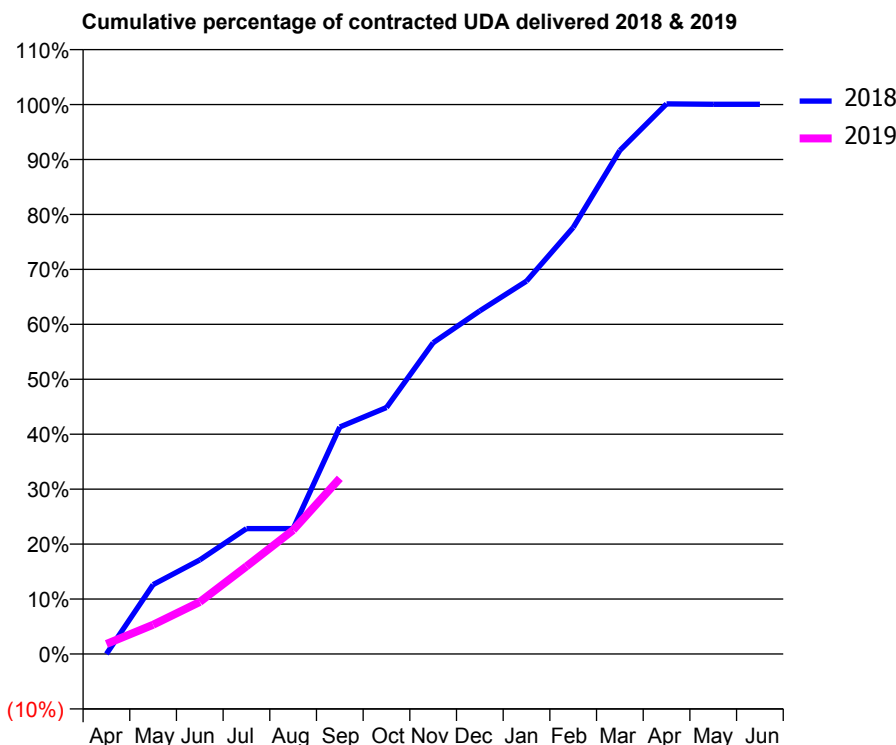
18/19 Contracted general activity (UDA)	4,000
Carry forward general activity (UDA)	-1
18/19 Contracted orthodontic activity (UOA)	0
Carry forward orthodontic activity (UOA)	0
Baseline contract value	£122,240.00

ACCESS*

Patients seen in 24 months	Total	Change since previous quarter
Quarter ending September 2017	1,470	
Quarter ending December 2017	1,467	→
Quarter ending March 2018	1,509	↑
Quarter ending June 2018	1,478	↓
Quarter ending September 2018	1,483	→
Variance since September 2017	0.9%	→



ACTIVITY



Month	Adjusted Scheduled Activity (UDA)	
	2018	2019
April	0	73
May	340	213
June	461	379
July	614	638
August	614	902
September	1,112	1,278
October	1,207	
November	1,525	
December	1,681	
January	1,827	
February	2,089	
March	2,467	
April	2,695	
May	2,693	
June	2,693	

QUALITY

	Quantity	Base Number	Contract	LHB	Wales
% of FP17s for the same patient ID Re-attending within 3 months - Children	32	764	4.2%	9.7%	10.9%
% of FP17s for the same patient ID Re-attending within 3 months - Adults	16	238	6.7%	14.3%	15.6%
% of FP17s for the same patient ID Re-attending between 3 & 9 months - Children	418	764	54.7%	54.8%	59.4%
% of FP17s for the same patient ID Re-attending between 3 & 9 months - Adults	130	238	54.6%	52.0%	55.5%
% of FP17s for Band 1 Urgent Courses	42	925	4.5%	9.5%	8.9%
% of FP17s Relating to Free Repair or Replacements	0	925	0.0%	0.8%	0.7%
% of FP17s Relating to Continuations	0	925	0.0%	0.6%	0.7%
% of Patients satisfied with the dentistry they have received	0	0	N/A	93.4%	93.6%
% of Patients satisfied with the time they had to wait for an appointment	0	0	N/A	89.2%	88.1%

* This is based on patients treated on this contract for their most recent course of treatment. Figures in italics indicate the base number of FP17s or Patient Questionnaire responses are less than 100. N/A is shown where the base number of responses is less than 10 during the period. % is calculated as Quantity/Base number*100

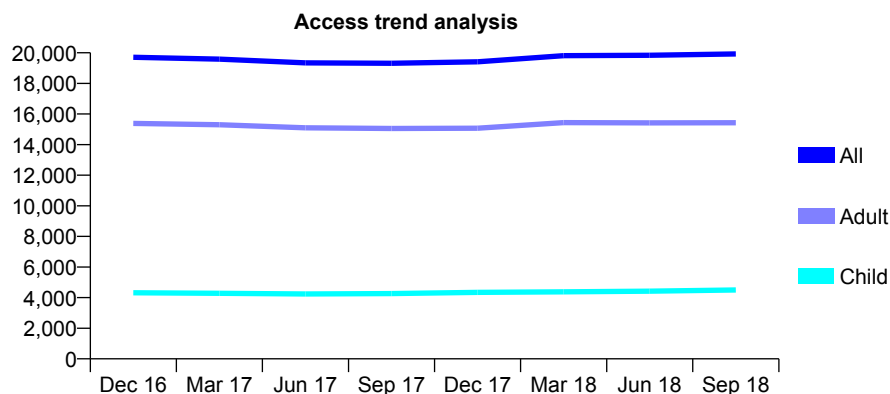
7A3 - Vital Signs At a Glance Contract Report for 175641/0001 - September 2018

Name or company name	United Dental Ltd
Contract type name	GDS Contract
Purpose of contract	General
Contract start date	01/04/2009
Contract end date	

18/19 Contracted general activity (UDA)	54,400
Carry forward general activity (UDA)	0
18/19 Contracted orthodontic activity (UOA)	0
Carry forward orthodontic activity (UOA)	0
Baseline contract value	£1,368,650.28

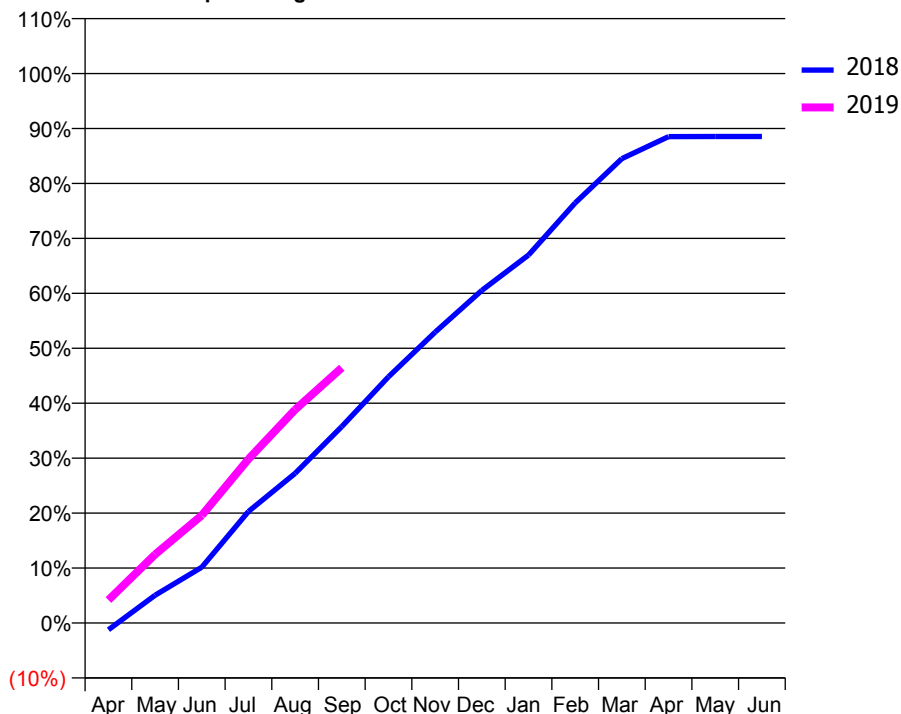
ACCESS*

Patients seen in 24 months	Total	Change since previous quarter
Quarter ending September 2017	19,319	
Quarter ending December 2017	19,411	→
Quarter ending March 2018	19,815	↑
Quarter ending June 2018	19,840	→
Quarter ending September 2018	19,926	→
Variance since September 2017	3.1%	↑



ACTIVITY

Cumulative percentage of contracted UDA delivered 2018 & 2019



Month	Adjusted Scheduled Activity (UDA)	
	2018	2019
April	-683	2,280
May	2,758	6,791
June	5,525	10,653
July	11,044	16,228
August	14,816	21,134
September	19,453	25,270
October	24,382	
November	28,799	
December	32,930	
January	36,424	
February	41,593	
March	45,968	
April	48,147	
May	48,168	
June	48,165	

QUALITY

	Quantity	Base Number	Contract	LHB	Wales
% of FP17s for the same patient ID Re-attending within 3 months - Children	150	3,327	4.5%	9.7%	10.9%
% of FP17s for the same patient ID Re-attending within 3 months - Adults	1,217	10,817	11.3%	14.3%	15.6%
% of FP17s for the same patient ID Re-attending between 3 & 9 months - Children	1,898	3,327	57.0%	54.8%	59.4%
% of FP17s for the same patient ID Re-attending between 3 & 9 months - Adults	5,180	10,817	47.9%	52.0%	55.5%
% of FP17s for Band 1 Urgent Courses	866	13,082	6.6%	9.5%	8.9%
% of FP17s Relating to Free Repair or Replacements	113	13,082	0.9%	0.8%	0.7%
% of FP17s Relating to Continuations	57	13,082	0.4%	0.6%	0.7%
% of Patients satisfied with the dentistry they have received	40	45	88.9%	93.4%	93.6%
% of Patients satisfied with the time they had to wait for an appointment	39	45	86.7%	89.2%	88.1%

* This is based on patients treated on this contract for their most recent course of treatment. Figures in italics indicate the base number of FP17s or Patient Questionnaire responses are less than 100. N/A is shown where the base number of responses is less than 10 during the period. % is calculated as Quantity/Base number*100

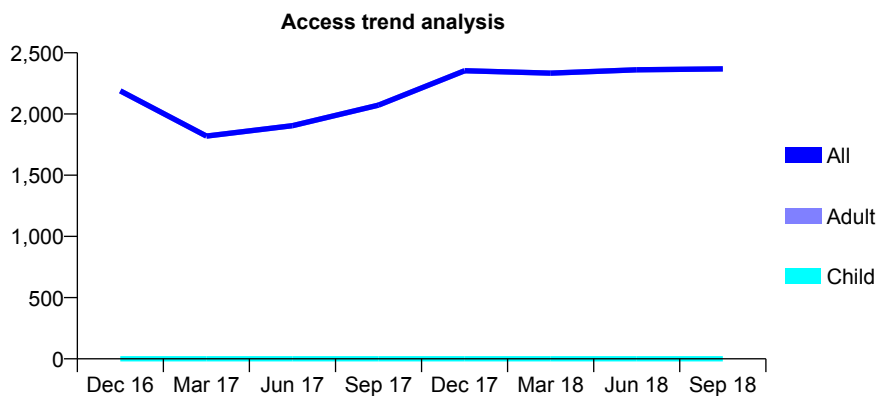
7A3 - Vital Signs At a Glance Contract Report for 175641/0002 - September 2018

Name or company name	United Dental Ltd
Contract type name	GDS Contract
Purpose of contract	General
Contract start date	01/04/2009
Contract end date	

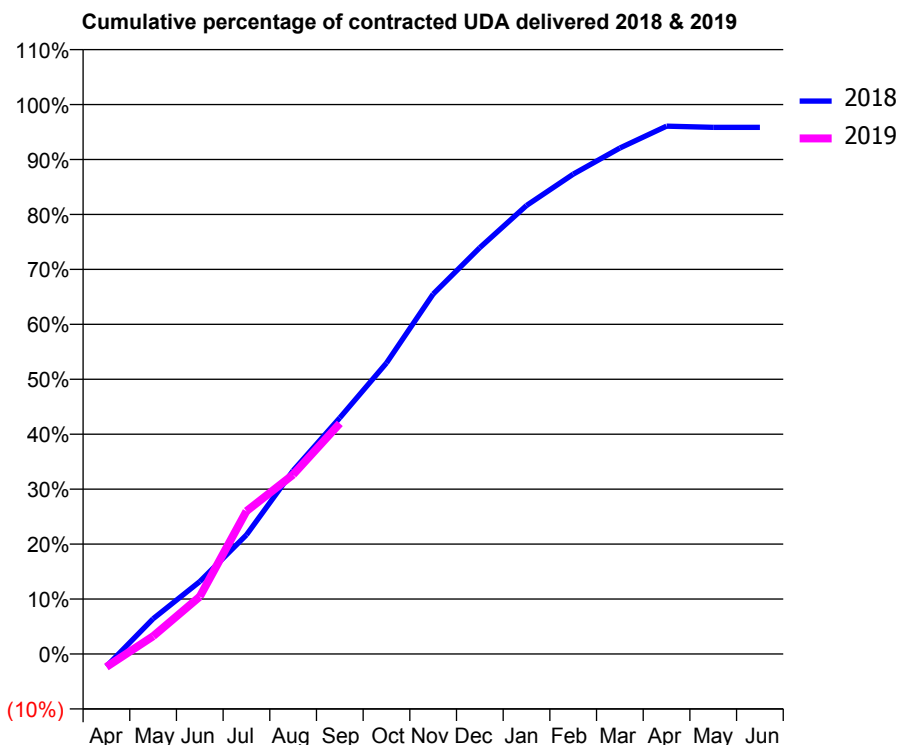
18/19 Contracted general activity (UDA)	6,467
Carry forward general activity (UDA)	227
18/19 Contracted orthodontic activity (UOA)	0
Carry forward orthodontic activity (UOA)	0
Baseline contract value	£319,146.45

ACCESS*

Patients seen in 24 months	Total	Change since previous quarter
Quarter ending September 2017	2,072	
Quarter ending December 2017	2,353	↑
Quarter ending March 2018	2,334	→
Quarter ending June 2018	2,361	→
Quarter ending September 2018	2,369	→
Variance since September 2017	14.3%	↑



ACTIVITY



Month	Adjusted Scheduled Activity (UDA)	
	2018	2019
April	-124	-153
May	351	209
June	721	676
July	1,185	1,681
August	1,825	2,112
September	2,351	2,715
October	2,896	
November	3,582	
December	4,043	
January	4,462	
February	4,775	
March	5,034	
April	5,252	
May	5,240	
June	5,240	

QUALITY

	Quantity	Base Number	Contract	LHB	Wales
% of FP17s for the same patient ID Re-attending within 3 months - Children	0	0	N/A	9.7%	10.9%
% of FP17s for the same patient ID Re-attending within 3 months - Adults	51	1,286	4.0%	14.3%	15.6%
% of FP17s for the same patient ID Re-attending between 3 & 9 months - Children	0	0	N/A	54.8%	59.4%
% of FP17s for the same patient ID Re-attending between 3 & 9 months - Adults	568	1,286	44.2%	52.0%	55.5%
% of FP17s for Band 1 Urgent Courses	34	1,222	2.8%	9.5%	8.9%
% of FP17s Relating to Free Repair or Replacements	0	1,222	0.0%	0.8%	0.7%
% of FP17s Relating to Continuations	0	1,222	0.0%	0.6%	0.7%
% of Patients satisfied with the dentistry they have received	5	8	N/A	93.4%	93.6%
% of Patients satisfied with the time they had to wait for an appointment	5	8	N/A	89.2%	88.1%

* This is based on patients treated on this contract for their most recent course of treatment. Figures in italics indicate the base number of FP17s or Patient Questionnaire responses are less than 100. N/A is shown where the base number of responses is less than 10 during the period. % is calculated as Quantity/Base number*100

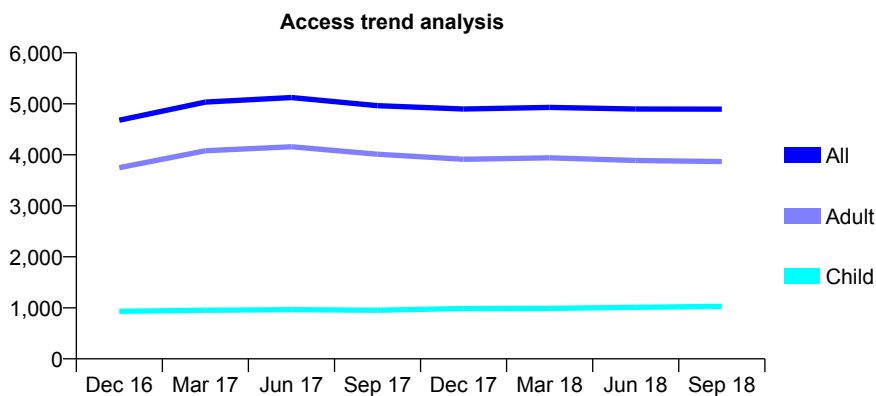
7A3 - Vital Signs At a Glance Contract Report for 175641/0003 - September 2018

Name or company name	United Dental Ltd
Contract type name	GDS Contract
Purpose of contract	General
Contract start date	01/04/2009
Contract end date	

18/19 Contracted general activity (UDA)	13,200
Carry forward general activity (UDA)	435
18/19 Contracted orthodontic activity (UOA)	0
Carry forward orthodontic activity (UOA)	0
Baseline contract value	£329,948.26

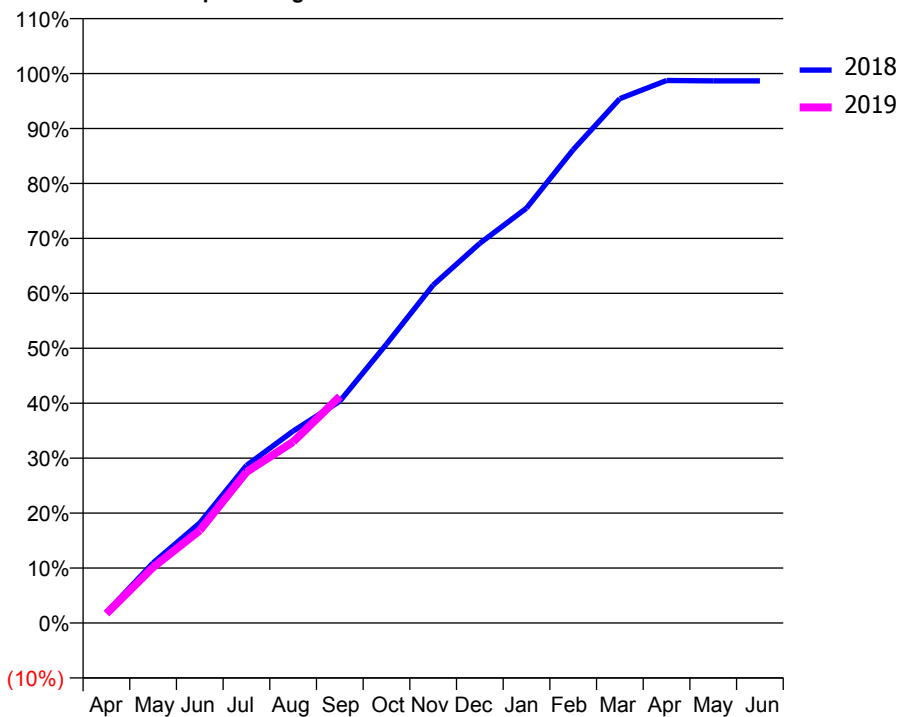
ACCESS*

Patients seen in 24 months	Total	Change since previous quarter
Quarter ending September 2017	4,963	
Quarter ending December 2017	4,898	↓
Quarter ending March 2018	4,929	→
Quarter ending June 2018	4,899	→
Quarter ending September 2018	4,895	→
Variance since September 2017	(1.4%)	↓



ACTIVITY

Cumulative percentage of contracted UDA delivered 2018 & 2019



Month	Adjusted Scheduled Activity (UDA)	
	2018	2019
April	255	227
May	1,445	1,339
June	2,404	2,225
July	3,785	3,627
August	4,610	4,352
September	5,328	5,443
October	6,698	
November	8,118	
December	9,121	
January	9,968	
February	11,370	
March	12,598	
April	13,031	
May	13,023	
June	13,022	

QUALITY

	Quantity	Base Number	Contract	LHB	Wales
% of FP17s for the same patient ID Re-attending within 3 months - Children	31	636	4.9%	9.7%	10.9%
% of FP17s for the same patient ID Re-attending within 3 months - Adults	329	2,635	12.5%	14.3%	15.6%
% of FP17s for the same patient ID Re-attending between 3 & 9 months - Children	304	636	47.8%	54.8%	59.4%
% of FP17s for the same patient ID Re-attending between 3 & 9 months - Adults	1,535	2,635	58.3%	52.0%	55.5%
% of FP17s for Band 1 Urgent Courses	186	3,077	6.0%	9.5%	8.9%
% of FP17s Relating to Free Repair or Replacements	28	3,077	0.9%	0.8%	0.7%
% of FP17s Relating to Continuations	15	3,077	0.5%	0.6%	0.7%
% of Patients satisfied with the dentistry they have received	12	12	100.0%	93.4%	93.6%
% of Patients satisfied with the time they had to wait for an appointment	12	12	100.0%	89.2%	88.1%

* This is based on patients treated on this contract for their most recent course of treatment. Figures in italics indicate the base number of FP17s or Patient Questionnaire responses are less than 100. N/A is shown where the base number of responses is less than 10 during the period. % is calculated as Quantity/Base number*100

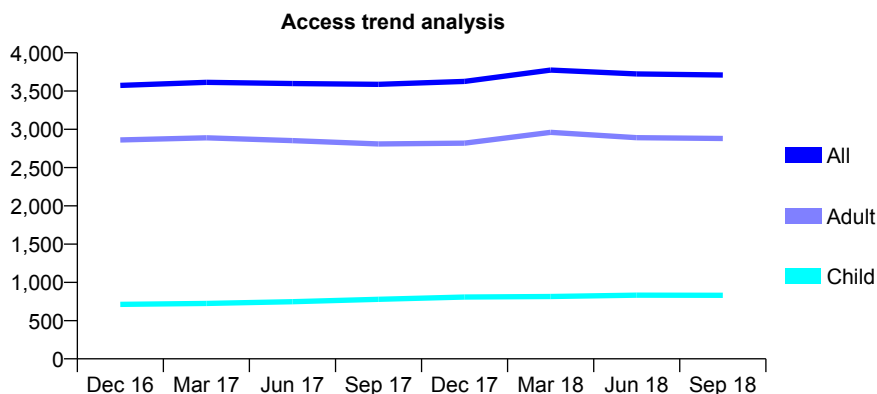
7A3 - Vital Signs At a Glance Contract Report for 177415/0001 - September 2018

Name or company name	Ty Gwyn Dental Practice Limited
Contract type name	GDS Contract
Purpose of contract	General
Contract start date	01/10/2008
Contract end date	

18/19 Contracted general activity (UDA)	8,250
Carry forward general activity (UDA)	29
18/19 Contracted orthodontic activity (UOA)	0
Carry forward orthodontic activity (UOA)	0
Baseline contract value	£206,241.47

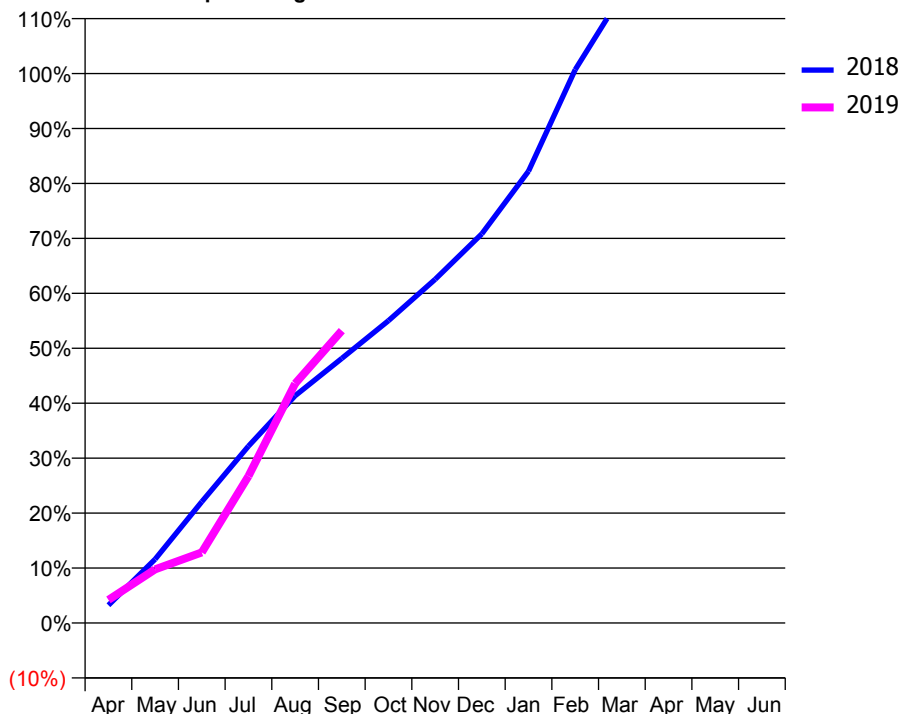
ACCESS*

Patients seen in 24 months	Total	Change since previous quarter
Quarter ending September 2017	3,587	
Quarter ending December 2017	3,627	→
Quarter ending March 2018	3,775	↑
Quarter ending June 2018	3,723	↓
Quarter ending September 2018	3,710	→
Variance since September 2017	3.4%	↑



ACTIVITY

Cumulative percentage of contracted UDA delivered 2018 & 2019



Adjusted Scheduled Activity (UDA)

Month	2018	2019
April	267	348
May	958	806
June	1,820	1,061
July	2,655	2,205
August	3,412	3,594
September	3,972	4,389
October	4,539	
November	5,161	
December	5,842	
January	6,785	
February	8,308	
March	9,430	
April	10,099	
May	10,099	
June	10,099	

QUALITY

	Quantity	Base Number	Contract	LHB	Wales
% of FP17s for the same patient ID Re-attending within 3 months - Children	36	421	8.6%	9.7%	10.9%
% of FP17s for the same patient ID Re-attending within 3 months - Adults	238	1,660	14.3%	14.3%	15.6%
% of FP17s for the same patient ID Re-attending between 3 & 9 months - Children	129	421	30.6%	54.8%	59.4%
% of FP17s for the same patient ID Re-attending between 3 & 9 months - Adults	677	1,660	40.8%	52.0%	55.5%
% of FP17s for Band 1 Urgent Courses	212	1,887	11.2%	9.5%	8.9%
% of FP17s Relating to Free Repair or Replacements	26	1,887	1.4%	0.8%	0.7%
% of FP17s Relating to Continuations	3	1,887	0.2%	0.6%	0.7%
% of Patients satisfied with the dentistry they have received	5	5	N/A	93.4%	93.6%
% of Patients satisfied with the time they had to wait for an appointment	4	5	N/A	89.2%	88.1%

* This is based on patients treated on this contract for their most recent course of treatment. Figures in italics indicate the base number of FP17s or Patient Questionnaire responses are less than 100. N/A is shown where the base number of responses is less than 10 during the period. % is calculated as Quantity/Base number*100

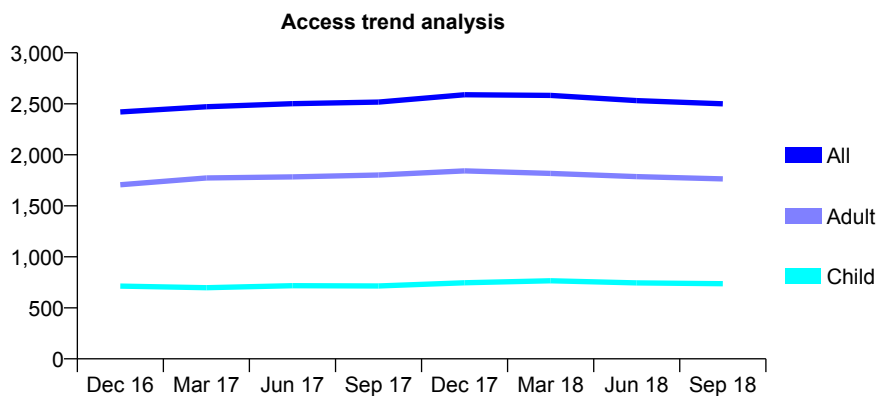
7A3 - Vital Signs At a Glance Contract Report for 177997/0001 - September 2018

Name or company name	B Jones
Contract type name	GDS Contract
Purpose of contract	General
Contract start date	01/04/2015
Contract end date	

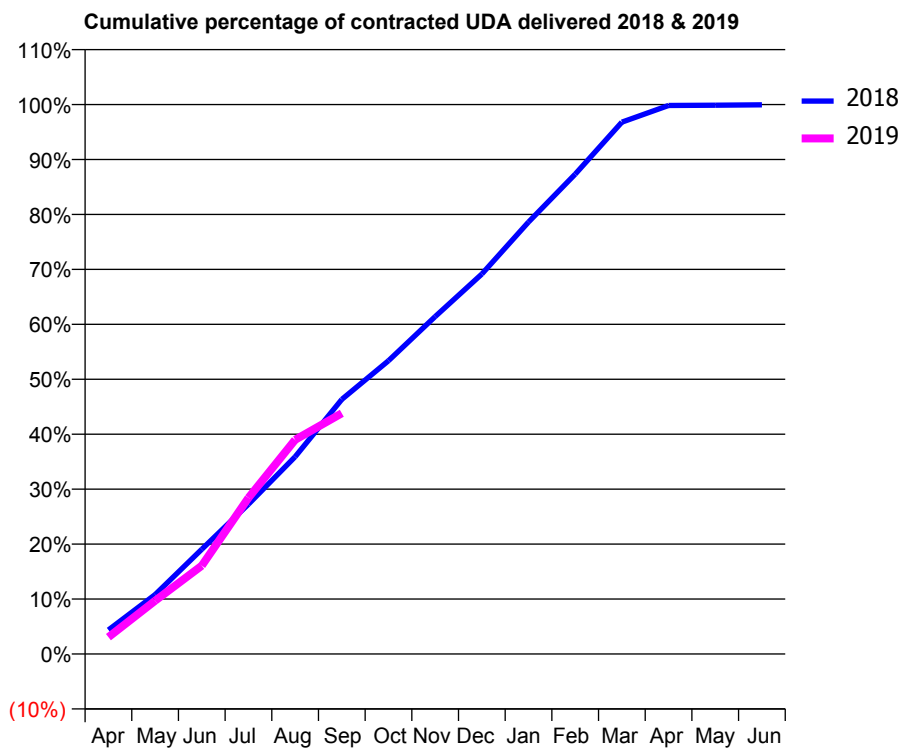
18/19 Contracted general activity (UDA)	6,644
Carry forward general activity (UDA)	0
18/19 Contracted orthodontic activity (UOA)	0
Carry forward orthodontic activity (UOA)	0
Baseline contract value	£174,751.86

ACCESS*

Patients seen in 24 months	Total	Change since previous quarter
Quarter ending September 2017	2,517	
Quarter ending December 2017	2,589	↑
Quarter ending March 2018	2,583	→
Quarter ending June 2018	2,531	↓
Quarter ending September 2018	2,500	↓
Variance since September 2017	(0.7%)	→



ACTIVITY



Month	Adjusted Scheduled Activity (UDA)	
	2018	2019
April	292	204
May	718	645
June	1,267	1,069
July	1,811	1,888
August	2,385	2,590
September	3,078	2,912
October	3,546	
November	4,080	
December	4,594	
January	5,224	
February	5,803	
March	6,431	
April	6,632	
May	6,636	
June	6,641	

QUALITY

	Quantity	Base Number	Contract	LHB	Wales
% of FP17s for the same patient ID Re-attending within 3 months - Children	21	519	4.0%	9.7%	10.9%
% of FP17s for the same patient ID Re-attending within 3 months - Adults	96	1,184	8.1%	14.3%	15.6%
% of FP17s for the same patient ID Re-attending between 3 & 9 months - Children	213	519	41.0%	54.8%	59.4%
% of FP17s for the same patient ID Re-attending between 3 & 9 months - Adults	509	1,184	43.0%	52.0%	55.5%
% of FP17s for Band 1 Urgent Courses	119	1,592	7.5%	9.5%	8.9%
% of FP17s Relating to Free Repair or Replacements	12	1,592	0.8%	0.8%	0.7%
% of FP17s Relating to Continuations	13	1,592	0.8%	0.6%	0.7%
% of Patients satisfied with the dentistry they have received	3	3	N/A	93.4%	93.6%
% of Patients satisfied with the time they had to wait for an appointment	3	3	N/A	89.2%	88.1%

* This is based on patients treated on this contract for their most recent course of treatment. Figures in italics indicate the base number of FP17s or Patient Questionnaire responses are less than 100. N/A is shown where the base number of responses is less than 10 during the period. % is calculated as Quantity/Base number*100

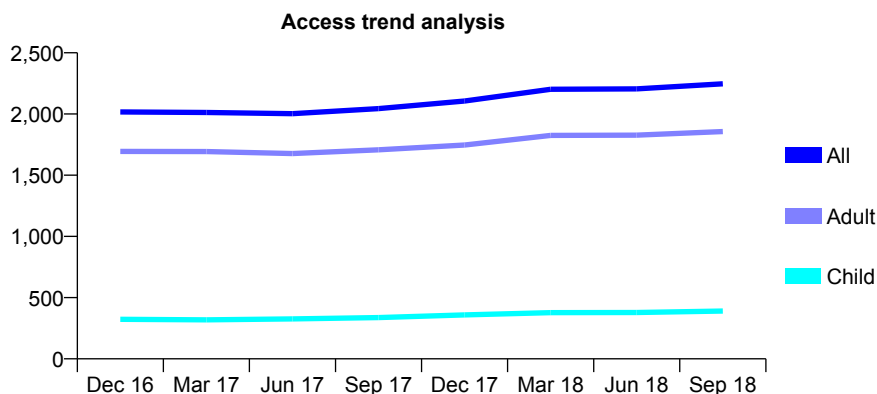
7A3 - Vital Signs At a Glance Contract Report for 178624/0001 - September 2018

Name or company name	C Hancock
Contract type name	GDS Contract
Purpose of contract	General
Contract start date	01/04/2014
Contract end date	

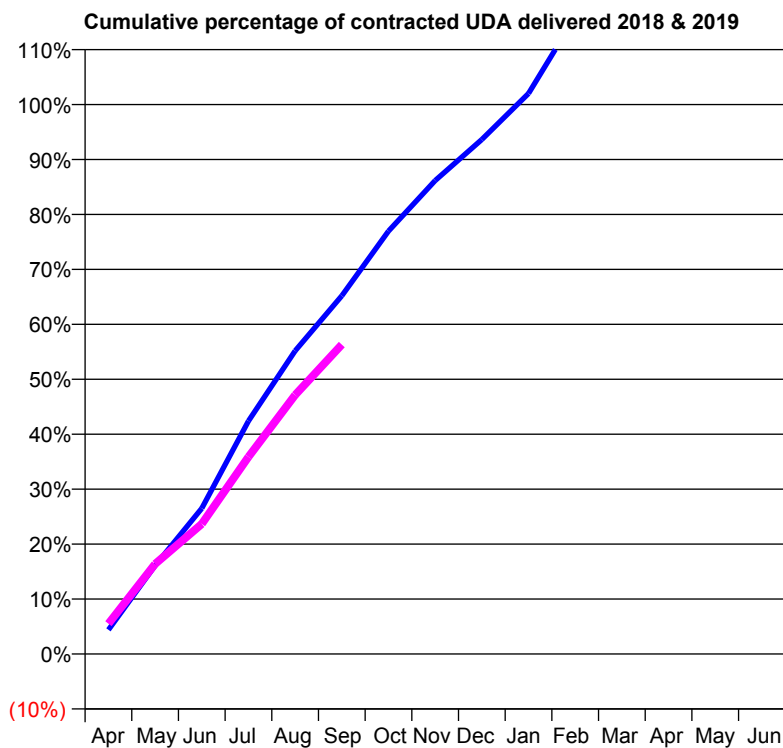
18/19 Contracted general activity (UDA)	5,906
Carry forward general activity (UDA)	0
18/19 Contracted orthodontic activity (UOA)	0
Carry forward orthodontic activity (UOA)	0
Baseline contract value	£147,658.62

ACCESS*

Patients seen in 24 months	Total	Change since previous quarter
Quarter ending September 2017	2,044	
Quarter ending December 2017	2,106	↑
Quarter ending March 2018	2,202	↑
Quarter ending June 2018	2,205	→
Quarter ending September 2018	2,247	→
Variance since September 2017	9.9%	↑



ACTIVITY



Month	Adjusted Scheduled Activity (UDA)	
	2018	2019
April	260	326
May	951	968
June	1,566	1,398
July	2,505	2,119
August	3,258	2,784
September	3,850	3,326
October	4,545	
November	5,089	
December	5,530	
January	6,024	
February	6,845	
March	7,849	
April	8,206	
May	8,212	
June	8,215	

QUALITY

	Quantity	Base Number	Contract	LHB	Wales
% of FP17s for the same patient ID Re-attending within 3 months - Children	22	282	7.8%	9.7%	10.9%
% of FP17s for the same patient ID Re-attending within 3 months - Adults	179	1,439	12.4%	14.3%	15.6%
% of FP17s for the same patient ID Re-attending between 3 & 9 months - Children	150	282	53.2%	54.8%	59.4%
% of FP17s for the same patient ID Re-attending between 3 & 9 months - Adults	858	1,439	59.6%	52.0%	55.5%
% of FP17s for Band 1 Urgent Courses	78	1,557	5.0%	9.5%	8.9%
% of FP17s Relating to Free Repair or Replacements	8	1,557	0.5%	0.8%	0.7%
% of FP17s Relating to Continuations	0	1,557	0.0%	0.6%	0.7%
% of Patients satisfied with the dentistry they have received	15	15	100.0%	93.4%	93.6%
% of Patients satisfied with the time they had to wait for an appointment	14	15	93.3%	89.2%	88.1%

* This is based on patients treated on this contract for their most recent course of treatment. Figures in italics indicate the base number of FP17s or Patient Questionnaire responses are less than 100. N/A is shown where the base number of responses is less than 10 during the period. % is calculated as Quantity/Base number*100

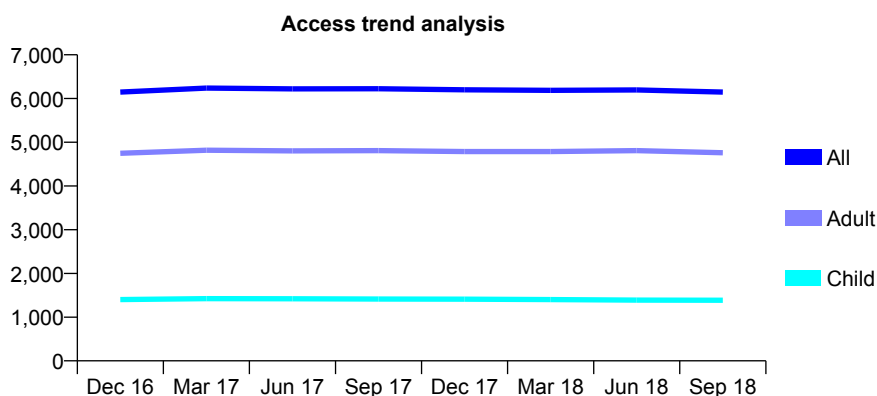
7A3 - Vital Signs At a Glance Contract Report for 179310/0001 - September 2018

Name or company name	West Coast Dental Care Ltd
Contract type name	GDS Contract
Purpose of contract	General
Contract start date	01/04/2010
Contract end date	

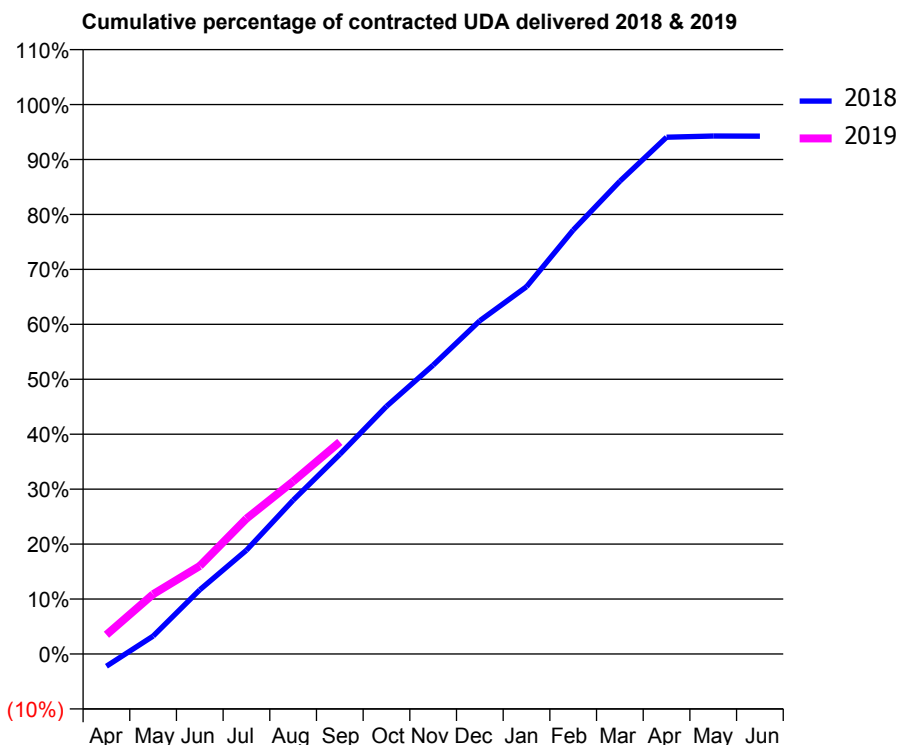
18/19 Contracted general activity (UDA)	22,023
Carry forward general activity (UDA)	0
18/19 Contracted orthodontic activity (UOA)	0
Carry forward orthodontic activity (UOA)	0
Baseline contract value	£521,344.25

ACCESS*

Patients seen in 24 months	Total	Change since previous quarter
Quarter ending September 2017	6,224	
Quarter ending December 2017	6,198	→
Quarter ending March 2018	6,188	→
Quarter ending June 2018	6,195	→
Quarter ending September 2018	6,146	→
Variance since September 2017	(1.3%)	↓



ACTIVITY



Month	Adjusted Scheduled Activity (UDA)	
	2018	2019
April	-494	773
May	721	2,399
June	2,573	3,531
July	4,159	5,428
August	6,167	6,916
September	8,002	8,500
October	9,926	
November	11,578	
December	13,358	
January	14,723	
February	16,990	
March	18,949	
April	20,714	
May	20,759	
June	20,757	

QUALITY

	Quantity	Base Number	Contract	LHB	Wales
% of FP17s for the same patient ID Re-attending within 3 months - Children	61	1,069	5.7%	9.7%	10.9%
% of FP17s for the same patient ID Re-attending within 3 months - Adults	418	3,711	11.3%	14.3%	15.6%
% of FP17s for the same patient ID Re-attending between 3 & 9 months - Children	709	1,069	66.3%	54.8%	59.4%
% of FP17s for the same patient ID Re-attending between 3 & 9 months - Adults	2,396	3,711	64.6%	52.0%	55.5%
% of FP17s for Band 1 Urgent Courses	306	4,118	7.4%	9.5%	8.9%
% of FP17s Relating to Free Repair or Replacements	3	4,118	0.1%	0.8%	0.7%
% of FP17s Relating to Continuations	7	4,118	0.2%	0.6%	0.7%
% of Patients satisfied with the dentistry they have received	21	22	95.5%	93.4%	93.6%
% of Patients satisfied with the time they had to wait for an appointment	21	22	95.5%	89.2%	88.1%

* This is based on patients treated on this contract for their most recent course of treatment. Figures in italics indicate the base number of FP17s or Patient Questionnaire responses are less than 100. N/A is shown where the base number of responses is less than 10 during the period. % is calculated as Quantity/Base number*100

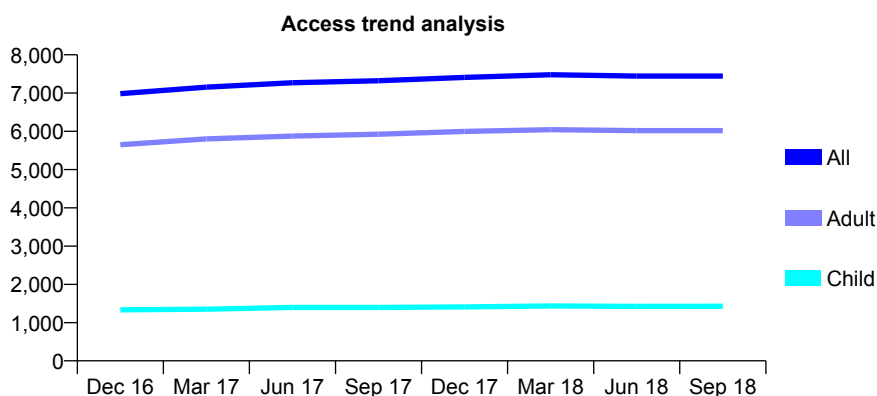
7A3 - Vital Signs At a Glance Contract Report for 180734/0001 - September 2018

Name or company name	Andrew J R Turpy & E. Sarah Turpy
Contract type name	GDS Contract
Purpose of contract	General
Contract start date	19/06/2009
Contract end date	

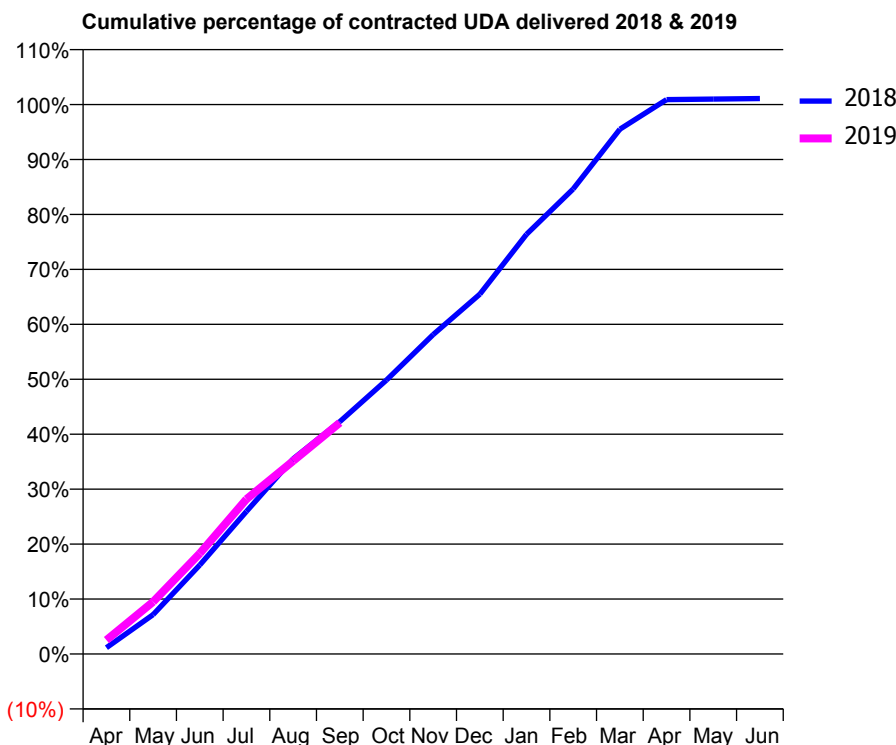
18/19 Contracted general activity (UDA)	21,735
Carry forward general activity (UDA)	0
18/19 Contracted orthodontic activity (UOA)	0
Carry forward orthodontic activity (UOA)	0
Baseline contract value	£543,333.17

ACCESS*

Patients seen in 24 months	Total	Change since previous quarter
Quarter ending September 2017	7,321	
Quarter ending December 2017	7,408	→
Quarter ending March 2018	7,480	→
Quarter ending June 2018	7,443	→
Quarter ending September 2018	7,444	→
Variance since September 2017	1.7%	→



ACTIVITY



Month	Adjusted Scheduled Activity (UDA)	
	2018	2019
April	248	550
May	1,559	2,064
June	3,520	3,982
July	5,639	6,127
August	7,717	7,634
September	9,189	9,150
October	10,835	
November	12,637	
December	14,231	
January	16,600	
February	18,395	
March	20,758	
April	21,929	
May	21,947	
June	21,970	

QUALITY

	Quantity	Base Number	Contract	LHB	Wales
% of FP17s for the same patient ID Re-attending within 3 months - Children	49	804	6.1%	9.7%	10.9%
% of FP17s for the same patient ID Re-attending within 3 months - Adults	529	3,940	13.4%	14.3%	15.6%
% of FP17s for the same patient ID Re-attending between 3 & 9 months - Children	363	804	45.1%	54.8%	59.4%
% of FP17s for the same patient ID Re-attending between 3 & 9 months - Adults	2,162	3,940	54.9%	52.0%	55.5%
% of FP17s for Band 1 Urgent Courses	419	4,245	9.9%	9.5%	8.9%
% of FP17s Relating to Free Repair or Replacements	22	4,245	0.5%	0.8%	0.7%
% of FP17s Relating to Continuations	7	4,245	0.2%	0.6%	0.7%
% of Patients satisfied with the dentistry they have received	9	11	81.8%	93.4%	93.6%
% of Patients satisfied with the time they had to wait for an appointment	9	11	81.8%	89.2%	88.1%

* This is based on patients treated on this contract for their most recent course of treatment. Figures in italics indicate the base number of FP17s or Patient Questionnaire responses are less than 100. N/A is shown where the base number of responses is less than 10 during the period. % is calculated as Quantity/Base number*100

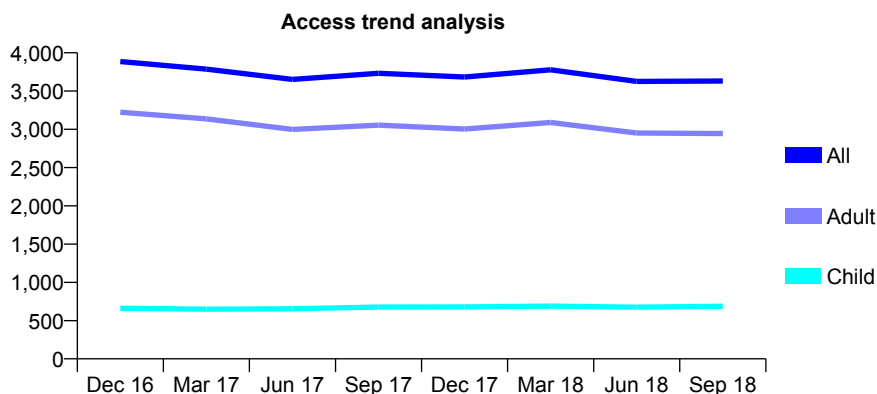
7A3 - Vital Signs At a Glance Contract Report for 184136/0001 - September 2018

Name or company name	Glynneath Dental Practice
Contract type name	GDS Contract
Purpose of contract	General
Contract start date	01/09/2012
Contract end date	

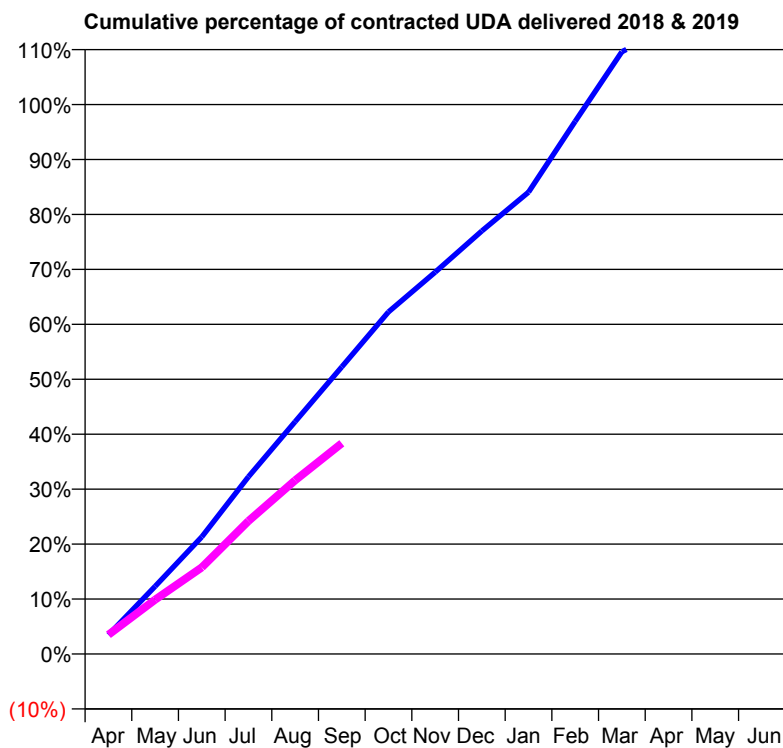
18/19 Contracted general activity (UDA)	11,323
Carry forward general activity (UDA)	0
18/19 Contracted orthodontic activity (UOA)	0
Carry forward orthodontic activity (UOA)	0
Baseline contract value	£406,156.01

ACCESS*

Patients seen in 24 months	Total	Change since previous quarter
Quarter ending September 2017	3,732	
Quarter ending December 2017	3,683	↓
Quarter ending March 2018	3,778	↑
Quarter ending June 2018	3,626	↓
Quarter ending September 2018	3,632	→
Variance since September 2017	(2.7%)	↓



ACTIVITY



Month	Adjusted Scheduled Activity (UDA)	
	2018	2019
April	369	398
May	1,309	1,121
June	2,266	1,785
July	3,428	2,742
August	4,492	3,580
September	5,551	4,343
October	6,613	
November	7,381	
December	8,179	
January	8,928	
February	10,299	
March	11,644	
April	12,094	
May	12,094	
June	12,094	

QUALITY

	Quantity	Base Number	Contract	LHB	Wales
% of FP17s for the same patient ID Re-attending within 3 months - Children	23	337	6.8%	9.7%	10.9%
% of FP17s for the same patient ID Re-attending within 3 months - Adults	212	1,471	14.4%	14.3%	15.6%
% of FP17s for the same patient ID Re-attending between 3 & 9 months - Children	76	337	22.6%	54.8%	59.4%
% of FP17s for the same patient ID Re-attending between 3 & 9 months - Adults	496	1,471	33.7%	52.0%	55.5%
% of FP17s for Band 1 Urgent Courses	185	1,678	11.0%	9.5%	8.9%
% of FP17s Relating to Free Repair or Replacements	16	1,678	1.0%	0.8%	0.7%
% of FP17s Relating to Continuations	8	1,678	0.5%	0.6%	0.7%
% of Patients satisfied with the dentistry they have received	7	8	N/A	93.4%	93.6%
% of Patients satisfied with the time they had to wait for an appointment	5	8	N/A	89.2%	88.1%

* This is based on patients treated on this contract for their most recent course of treatment. Figures in italics indicate the base number of FP17s or Patient Questionnaire responses are less than 100. N/A is shown where the base number of responses is less than 10 during the period. % is calculated as Quantity/Base number*100

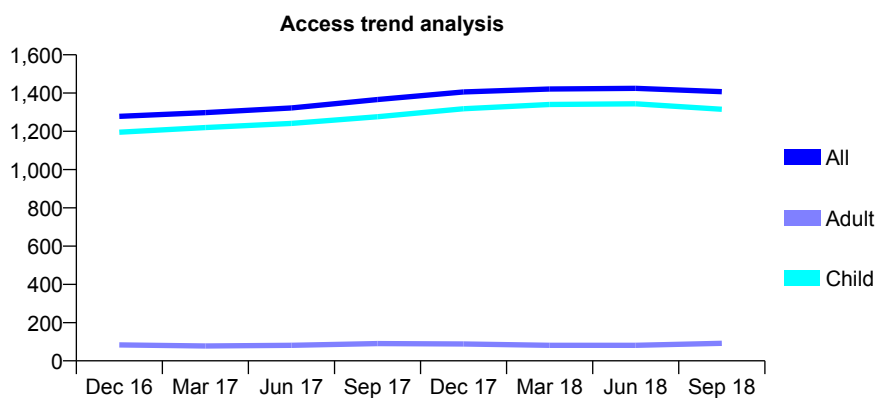
7A3 - Vital Signs At a Glance Contract Report for 185000/0001 - September 2018

Name or company name	Howells, Harrison & Gregson
Contract type name	GDS Contract
Purpose of contract	General
Contract start date	01/04/2006
Contract end date	

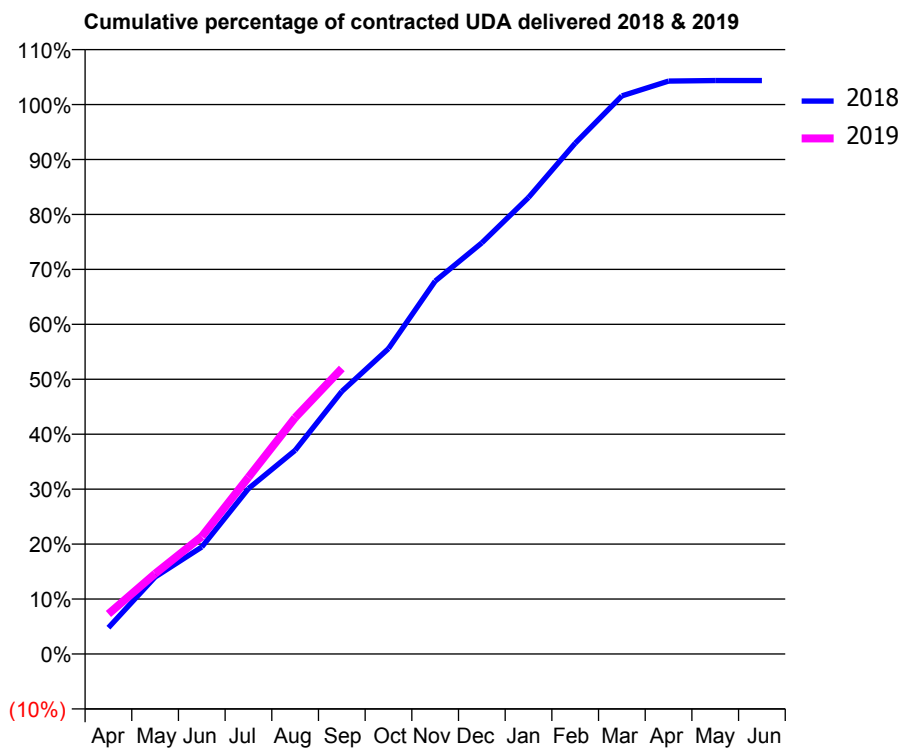
18/19 Contracted general activity (UDA)	2,576
Carry forward general activity (UDA)	0
18/19 Contracted orthodontic activity (UOA)	0
Carry forward orthodontic activity (UOA)	0
Baseline contract value	£54,840.96

ACCESS*

Patients seen in 24 months	Total	Change since previous quarter
Quarter ending September 2017	1,366	
Quarter ending December 2017	1,406	↑
Quarter ending March 2018	1,421	→
Quarter ending June 2018	1,425	→
Quarter ending September 2018	1,407	↓
Variance since September 2017	3.0%	↑



ACTIVITY



Month	Adjusted Scheduled Activity (UDA)	
	2018	2019
April	124	188
May	361	377
June	501	551
July	775	829
August	955	1,108
September	1,231	1,339
October	1,432	
November	1,748	
December	1,927	
January	2,140	
February	2,394	
March	2,616	
April	2,686	
May	2,689	
June	2,689	

QUALITY

	Quantity	Base Number	Contract	LHB	Wales
% of FP17s for the same patient ID Re-attending within 3 months - Children	113	1,053	10.7%	9.7%	10.9%
% of FP17s for the same patient ID Re-attending within 3 months - Adults	0	1	0.0%	14.3%	15.6%
% of FP17s for the same patient ID Re-attending between 3 & 9 months - Children	633	1,053	60.1%	54.8%	59.4%
% of FP17s for the same patient ID Re-attending between 3 & 9 months - Adults	1	1	100.0%	52.0%	55.5%
% of FP17s for Band 1 Urgent Courses	83	1,003	8.3%	9.5%	8.9%
% of FP17s Relating to Free Repair or Replacements	0	1,003	0.0%	0.8%	0.7%
% of FP17s Relating to Continuations	14	1,003	1.4%	0.6%	0.7%
% of Patients satisfied with the dentistry they have received	0	0	N/A	93.4%	93.6%
% of Patients satisfied with the time they had to wait for an appointment	0	0	N/A	89.2%	88.1%

* This is based on patients treated on this contract for their most recent course of treatment. Figures in italics indicate the base number of FP17s or Patient Questionnaire responses are less than 100. N/A is shown where the base number of responses is less than 10 during the period. % is calculated as Quantity/Base number*100

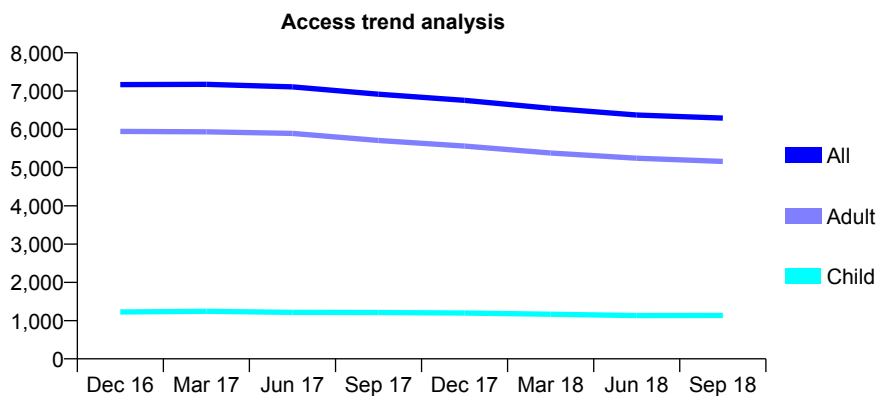
7A3 - Vital Signs At a Glance Contract Report for 187917/0001 - September 2018

Name or company name	The Victoria Road Dental Surgery
Contract type name	GDS Contract
Purpose of contract	General
Contract start date	01/05/2012
Contract end date	

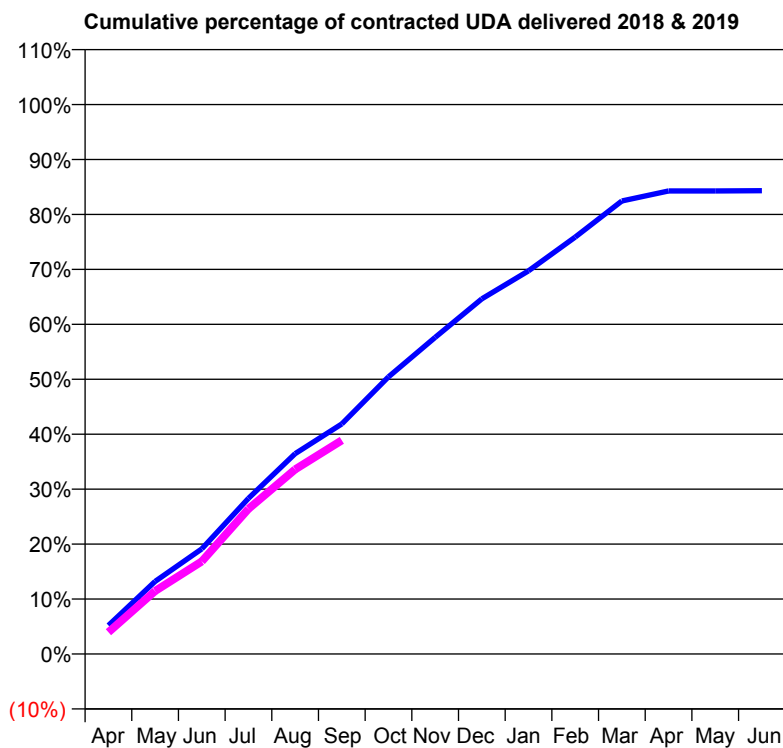
18/19 Contracted general activity (UDA)	20,753
Carry forward general activity (UDA)	0
18/19 Contracted orthodontic activity (UOA)	0
Carry forward orthodontic activity (UOA)	0
Baseline contract value	£518,893.03

ACCESS*

Patients seen in 24 months	Total	Change since previous quarter
Quarter ending September 2017	6,917	
Quarter ending December 2017	6,757	↓
Quarter ending March 2018	6,547	↓
Quarter ending June 2018	6,375	↓
Quarter ending September 2018	6,295	↓
Variance since September 2017	(9.0%)	↓



ACTIVITY



Month	Adjusted Scheduled Activity (UDA)	
	2018	2019
April	1,081	826
May	2,741	2,379
June	3,969	3,497
July	5,881	5,482
August	7,566	6,971
September	8,692	8,071
October	10,469	
November	11,957	
December	13,413	
January	14,469	
February	15,747	
March	17,108	
April	17,488	
May	17,488	
June	17,499	

QUALITY

	Quantity	Base Number	Contract	LHB	Wales
% of FP17s for the same patient ID Re-attending within 3 months - Children	26	748	3.5%	9.7%	10.9%
% of FP17s for the same patient ID Re-attending within 3 months - Adults	310	3,660	8.5%	14.3%	15.6%
% of FP17s for the same patient ID Re-attending between 3 & 9 months - Children	325	748	43.4%	54.8%	59.4%
% of FP17s for the same patient ID Re-attending between 3 & 9 months - Adults	2,030	3,660	55.5%	52.0%	55.5%
% of FP17s for Band 1 Urgent Courses	197	4,223	4.7%	9.5%	8.9%
% of FP17s Relating to Free Repair or Replacements	20	4,223	0.5%	0.8%	0.7%
% of FP17s Relating to Continuations	36	4,223	0.9%	0.6%	0.7%
% of Patients satisfied with the dentistry they have received	9	9	N/A	93.4%	93.6%
% of Patients satisfied with the time they had to wait for an appointment	7	9	N/A	89.2%	88.1%

* This is based on patients treated on this contract for their most recent course of treatment. Figures in italics indicate the base number of FP17s or Patient Questionnaire responses are less than 100. N/A is shown where the base number of responses is less than 10 during the period. % is calculated as Quantity/Base number*100

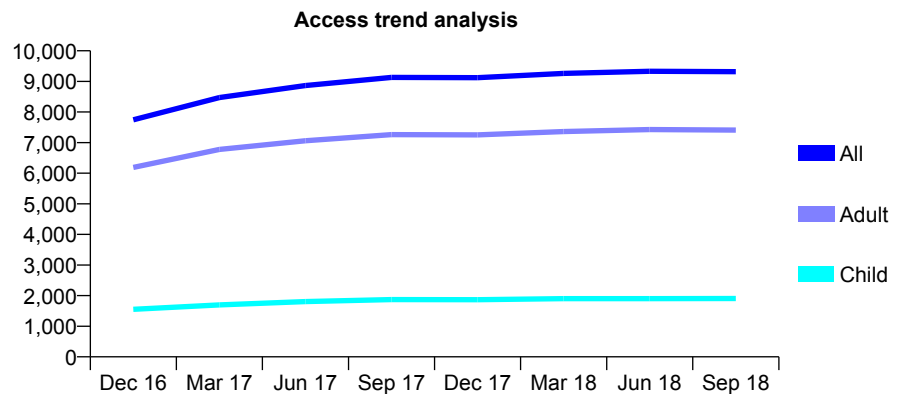
7A3 - Vital Signs At a Glance Contract Report for 189693/0001 - September 2018

Name or company name	Hall, Hopkins & Thorne of Llynfi Dental Pra
Contract type name	GDS Contract
Purpose of contract	General
Contract start date	10/08/2011
Contract end date	

18/19 Contracted general activity (UDA)	23,993
Carry forward general activity (UDA)	-646
18/19 Contracted orthodontic activity (UOA)	0
Carry forward orthodontic activity (UOA)	0
Baseline contract value	£609,371.49

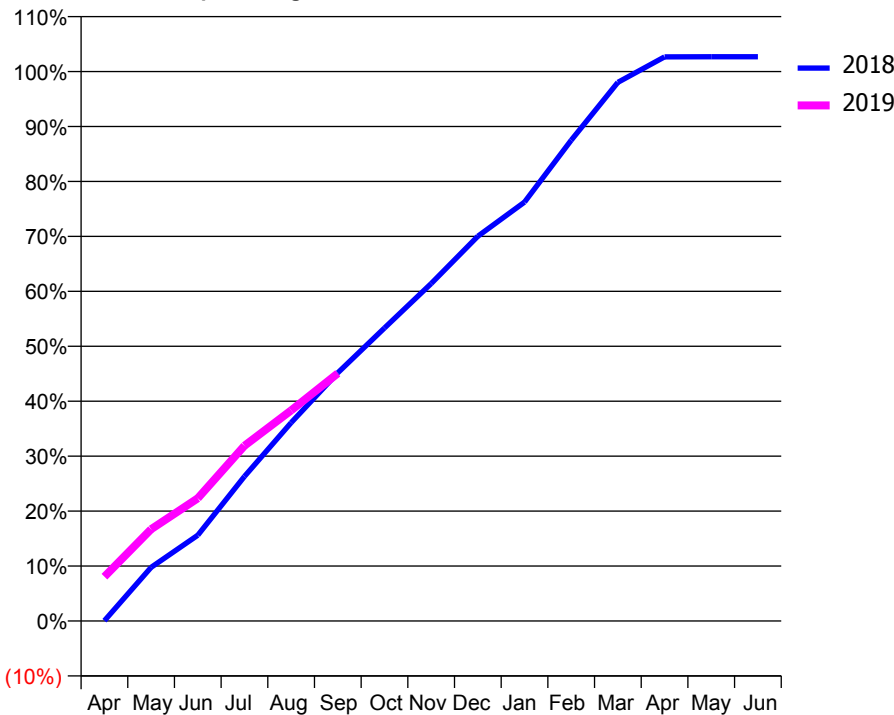
ACCESS*

Patients seen in 24 months	Total	Change since previous quarter
Quarter ending September 2017	9,132	
Quarter ending December 2017	9,120	→
Quarter ending March 2018	9,263	→
Quarter ending June 2018	9,330	→
Quarter ending September 2018	9,317	→
Variance since September 2017	2.0%	↑



ACTIVITY

Cumulative percentage of contracted UDA delivered 2018 & 2019



Month	Adjusted Scheduled Activity (UDA)	
	2018	2019
April	16	1,934
May	2,341	4,010
June	3,749	5,358
July	6,315	7,656
August	8,662	9,194
September	10,841	10,815
October	12,793	
November	14,732	
December	16,803	
January	18,289	
February	20,990	
March	23,518	
April	24,632	
May	24,640	
June	24,639	

QUALITY

	Quantity	Base Number	Contract	LHB	Wales
% of FP17s for the same patient ID Re-attending within 3 months - Children	78	1,324	5.9%	9.7%	10.9%
% of FP17s for the same patient ID Re-attending within 3 months - Adults	508	4,626	11.0%	14.3%	15.6%
% of FP17s for the same patient ID Re-attending between 3 & 9 months - Children	775	1,324	58.5%	54.8%	59.4%
% of FP17s for the same patient ID Re-attending between 3 & 9 months - Adults	2,307	4,626	49.9%	52.0%	55.5%
% of FP17s for Band 1 Urgent Courses	724	5,467	13.2%	9.5%	8.9%
% of FP17s Relating to Free Repair or Replacements	56	5,467	1.0%	0.8%	0.7%
% of FP17s Relating to Continuations	15	5,467	0.3%	0.6%	0.7%
% of Patients satisfied with the dentistry they have received	14	14	100.0%	93.4%	93.6%
% of Patients satisfied with the time they had to wait for an appointment	11	14	78.6%	89.2%	88.1%

* This is based on patients treated on this contract for their most recent course of treatment. Figures in italics indicate the base number of FP17s or Patient Questionnaire responses are less than 100. N/A is shown where the base number of responses is less than 10 during the period. % is calculated as Quantity/Base number*100

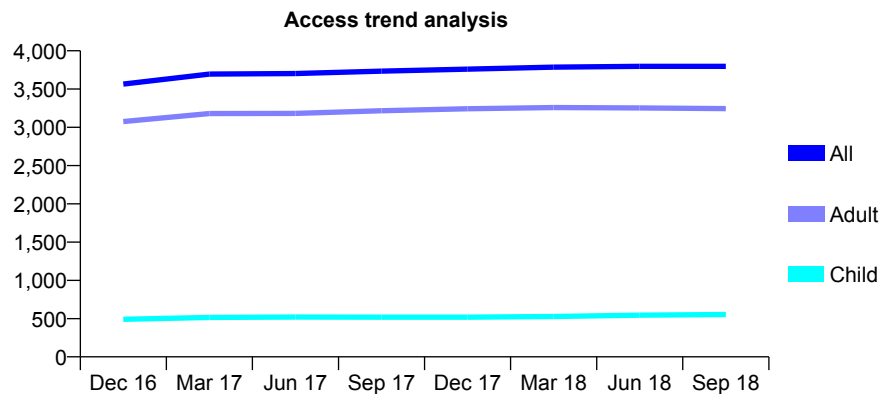
7A3 - Vital Signs At a Glance Contract Report for 189839/0001 - September 2018

Name or company name	Sketty Road Dental
Contract type name	GDS Contract
Purpose of contract	General
Contract start date	01/03/2015
Contract end date	

18/19 Contracted general activity (UDA)	12,500
Carry forward general activity (UDA)	-40
18/19 Contracted orthodontic activity (UOA)	0
Carry forward orthodontic activity (UOA)	0
Baseline contract value	£312,459.70

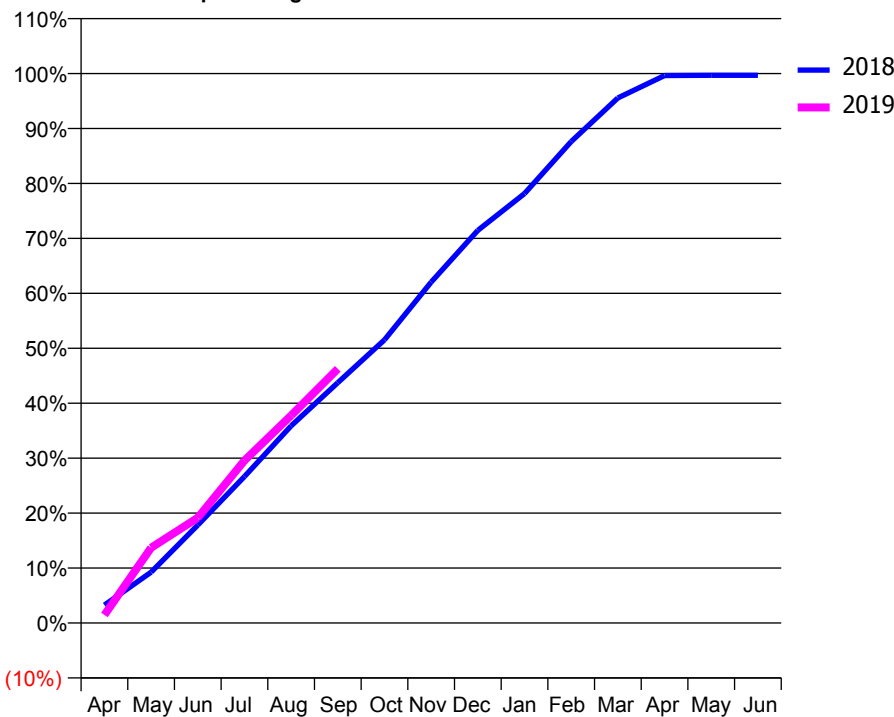
ACCESS*

Patients seen in 24 months	Total	Change since previous quarter
Quarter ending September 2017	3,735	
Quarter ending December 2017	3,761	→
Quarter ending March 2018	3,786	→
Quarter ending June 2018	3,797	→
Quarter ending September 2018	3,797	→
Variance since September 2017	1.7%	→



ACTIVITY

Cumulative percentage of contracted UDA delivered 2018 & 2019



Month	Adjusted Scheduled Activity (UDA)	
	2018	2019
April	409	183
May	1,159	1,712
June	2,228	2,394
July	3,332	3,696
August	4,485	4,722
September	5,469	5,783
October	6,440	
November	7,755	
December	8,931	
January	9,769	
February	10,953	
March	11,944	
April	12,453	
May	12,460	
June	12,460	

QUALITY

	Quantity	Base Number	Contract	LHB	Wales
% of FP17s for the same patient ID Re-attending within 3 months - Children	31	480	6.5%	9.7%	10.9%
% of FP17s for the same patient ID Re-attending within 3 months - Adults	515	2,860	18.0%	14.3%	15.6%
% of FP17s for the same patient ID Re-attending between 3 & 9 months - Children	297	480	61.9%	54.8%	59.4%
% of FP17s for the same patient ID Re-attending between 3 & 9 months - Adults	1,709	2,860	59.8%	52.0%	55.5%
% of FP17s for Band 1 Urgent Courses	176	3,094	5.7%	9.5%	8.9%
% of FP17s Relating to Free Repair or Replacements	26	3,094	0.8%	0.8%	0.7%
% of FP17s Relating to Continuations	75	3,094	2.4%	0.6%	0.7%
% of Patients satisfied with the dentistry they have received	32	34	94.1%	93.4%	93.6%
% of Patients satisfied with the time they had to wait for an appointment	31	34	91.2%	89.2%	88.1%

* This is based on patients treated on this contract for their most recent course of treatment. Figures in italics indicate the base number of FP17s or Patient Questionnaire responses are less than 100. N/A is shown where the base number of responses is less than 10 during the period. % is calculated as Quantity/Base number*100

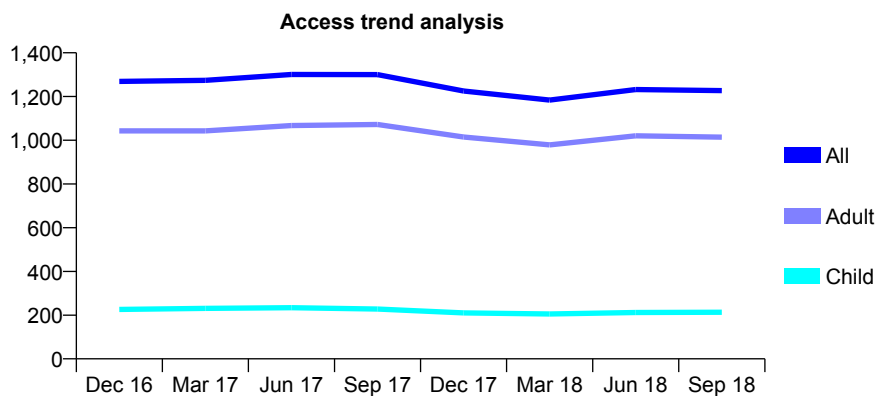
7A3 - Vital Signs At a Glance Contract Report for 193399/0001 - September 2018

Name or company name	Dr Roach Price Dental Practice
Contract type name	GDS Contract
Purpose of contract	General
Contract start date	31/03/2014
Contract end date	

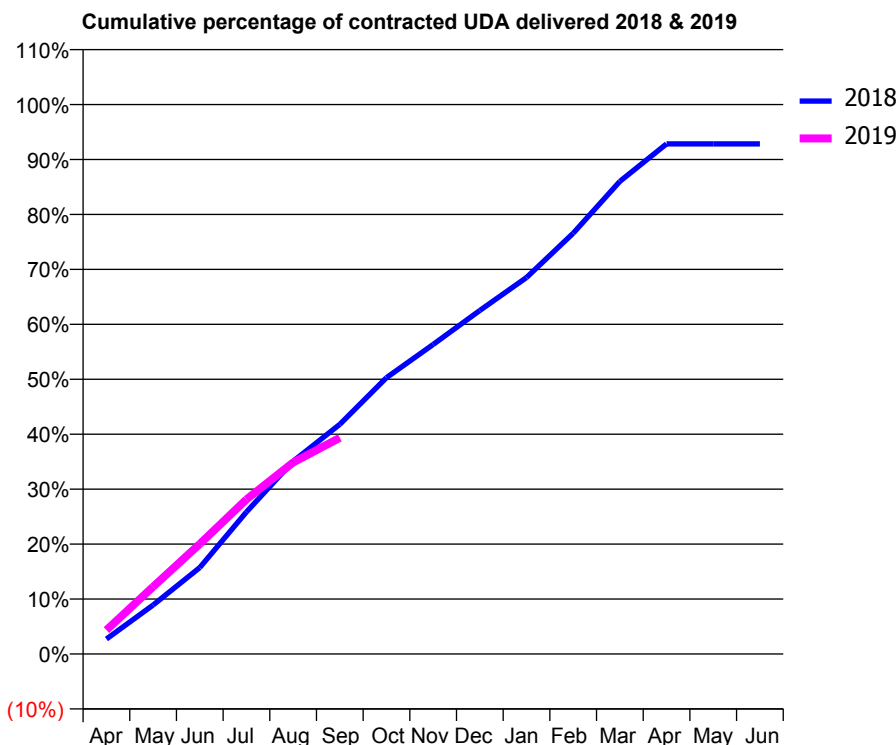
18/19 Contracted general activity (UDA)	4,592
Carry forward general activity (UDA)	0
18/19 Contracted orthodontic activity (UOA)	0
Carry forward orthodontic activity (UOA)	0
Baseline contract value	£114,803.38

ACCESS*

Patients seen in 24 months	Total	Change since previous quarter
Quarter ending September 2017	1,300	
Quarter ending December 2017	1,225	↓
Quarter ending March 2018	1,184	↓
Quarter ending June 2018	1,232	↑
Quarter ending September 2018	1,227	→
Variance since September 2017	(5.6%)	↓



ACTIVITY



Month	Adjusted Scheduled Activity (UDA)	
	2018	2019
April	126	200
May	409	562
June	723	920
July	1,187	1,292
August	1,611	1,601
September	1,920	1,807
October	2,309	
November	2,587	
December	2,872	
January	3,147	
February	3,516	
March	3,949	
April	4,262	
May	4,262	
June	4,262	

QUALITY

	Quantity	Base Number	Contract	LHB	Wales
% of FP17s for the same patient ID Re-attending within 3 months - Children	23	172	13.4%	9.7%	10.9%
% of FP17s for the same patient ID Re-attending within 3 months - Adults	171	876	19.5%	14.3%	15.6%
% of FP17s for the same patient ID Re-attending between 3 & 9 months - Children	90	172	52.3%	54.8%	59.4%
% of FP17s for the same patient ID Re-attending between 3 & 9 months - Adults	463	876	52.9%	52.0%	55.5%
% of FP17s for Band 1 Urgent Courses	108	954	11.3%	9.5%	8.9%
% of FP17s Relating to Free Repair or Replacements	6	954	0.6%	0.8%	0.7%
% of FP17s Relating to Continuations	4	954	0.4%	0.6%	0.7%
% of Patients satisfied with the dentistry they have received	2	2	N/A	93.4%	93.6%
% of Patients satisfied with the time they had to wait for an appointment	2	2	N/A	89.2%	88.1%

* This is based on patients treated on this contract for their most recent course of treatment. Figures in italics indicate the base number of FP17s or Patient Questionnaire responses are less than 100. N/A is shown where the base number of responses is less than 10 during the period. % is calculated as Quantity/Base number*100

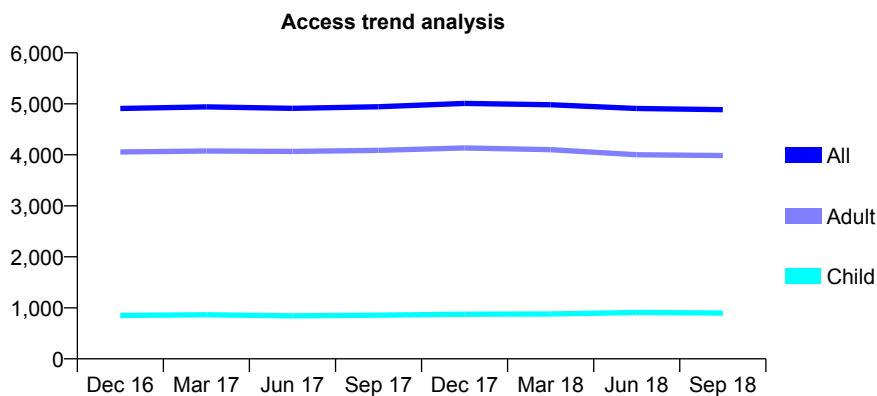
7A3 - Vital Signs At a Glance Contract Report for 195006/0001 - September 2018

Name or company name	Heronpalm Limited
Contract type name	GDS Contract
Purpose of contract	General
Contract start date	01/02/2007
Contract end date	

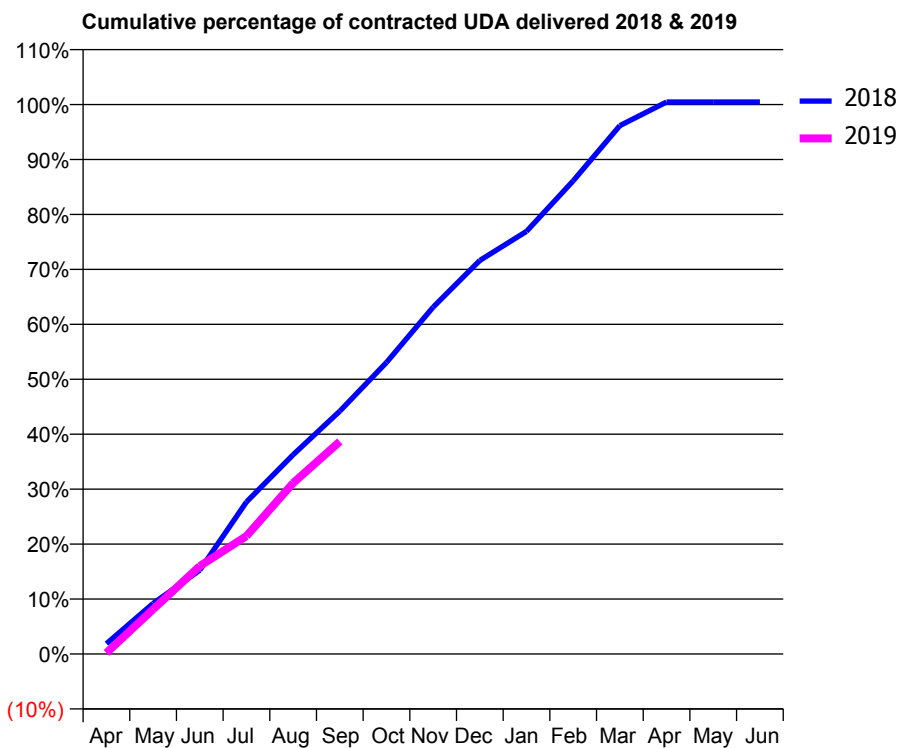
18/19 Contracted general activity (UDA)	14,790
Carry forward general activity (UDA)	0
18/19 Contracted orthodontic activity (UOA)	0
Carry forward orthodontic activity (UOA)	0
Baseline contract value	£369,808.73

ACCESS*

Patients seen in 24 months	Total	Change since previous quarter
Quarter ending September 2017	4,942	
Quarter ending December 2017	5,008	→
Quarter ending March 2018	4,981	→
Quarter ending June 2018	4,909	↓
Quarter ending September 2018	4,885	→
Variance since September 2017	(1.2%)	↓



ACTIVITY



Month	Adjusted Scheduled Activity (UDA)	
	2018	2019
April	279	32
May	1,362	1,205
June	2,256	2,368
July	4,093	3,174
August	5,364	4,601
September	6,536	5,720
October	7,847	
November	9,338	
December	10,592	
January	11,377	
February	12,735	
March	14,220	
April	14,856	
May	14,856	
June	14,856	

QUALITY

	Quantity	Base Number	Contract	LHB	Wales
% of FP17s for the same patient ID Re-attending within 3 months - Children	20	549	3.6%	9.7%	10.9%
% of FP17s for the same patient ID Re-attending within 3 months - Adults	313	2,543	12.3%	14.3%	15.6%
% of FP17s for the same patient ID Re-attending between 3 & 9 months - Children	257	549	46.8%	54.8%	59.4%
% of FP17s for the same patient ID Re-attending between 3 & 9 months - Adults	1,455	2,543	57.2%	52.0%	55.5%
% of FP17s for Band 1 Urgent Courses	155	2,835	5.5%	9.5%	8.9%
% of FP17s Relating to Free Repair or Replacements	45	2,835	1.6%	0.8%	0.7%
% of FP17s Relating to Continuations	31	2,835	1.1%	0.6%	0.7%
% of Patients satisfied with the dentistry they have received	12	13	92.3%	93.4%	93.6%
% of Patients satisfied with the time they had to wait for an appointment	13	13	100.0%	89.2%	88.1%

* This is based on patients treated on this contract for their most recent course of treatment. Figures in italics indicate the base number of FP17s or Patient Questionnaire responses are less than 100. N/A is shown where the base number of responses is less than 10 during the period. % is calculated as Quantity/Base number*100

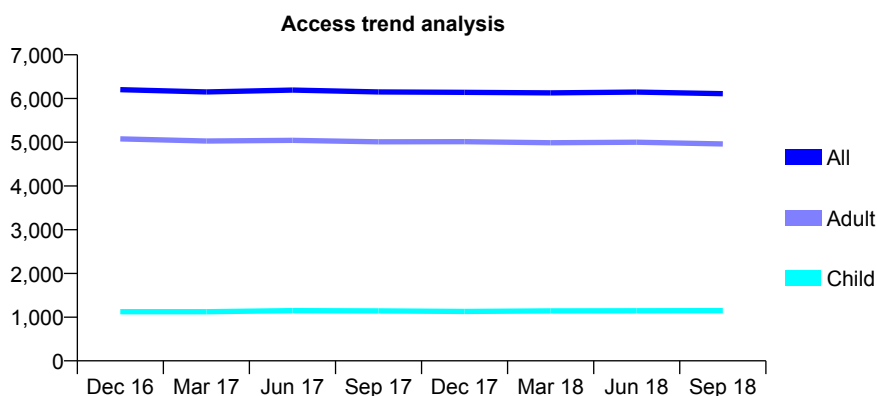
7A3 - Vital Signs At a Glance Contract Report for 195006/0002 - September 2018

Name or company name	R Elliott and Associates
Contract type name	GDS Contract
Purpose of contract	General
Contract start date	01/02/2007
Contract end date	

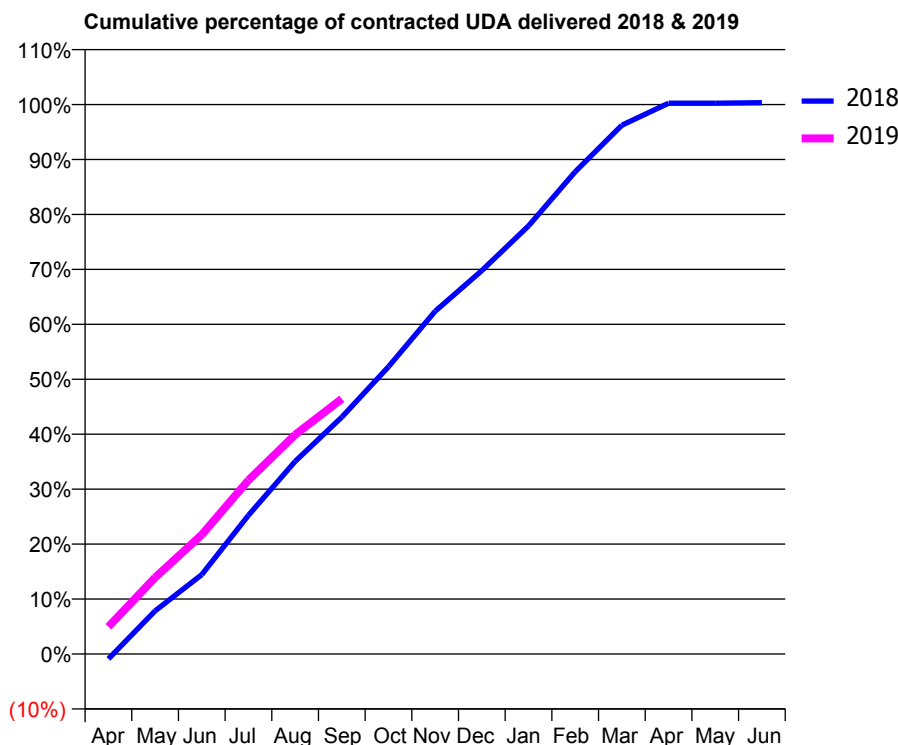
18/19 Contracted general activity (UDA)	18,317
Carry forward general activity (UDA)	0
18/19 Contracted orthodontic activity (UOA)	0
Carry forward orthodontic activity (UOA)	0
Baseline contract value	£457,997.73

ACCESS*

Patients seen in 24 months	Total	Change since previous quarter
Quarter ending September 2017	6,152	
Quarter ending December 2017	6,142	→
Quarter ending March 2018	6,130	→
Quarter ending June 2018	6,147	→
Quarter ending September 2018	6,111	→
Variance since September 2017	(0.7%)	→



ACTIVITY



Month	Adjusted Scheduled Activity (UDA)	
	2018	2019
April	-168	911
May	1,437	2,549
June	2,647	3,975
July	4,624	5,793
August	6,420	7,309
September	7,897	8,506
October	9,579	
November	11,428	
December	12,782	
January	14,273	
February	16,076	
March	17,627	
April	18,359	
May	18,360	
June	18,378	

QUALITY

	Quantity	Base Number	Contract	LHB	Wales
% of FP17s for the same patient ID Re-attending within 3 months - Children	64	895	7.2%	9.7%	10.9%
% of FP17s for the same patient ID Re-attending within 3 months - Adults	674	4,201	16.0%	14.3%	15.6%
% of FP17s for the same patient ID Re-attending between 3 & 9 months - Children	542	895	60.6%	54.8%	59.4%
% of FP17s for the same patient ID Re-attending between 3 & 9 months - Adults	2,569	4,201	61.2%	52.0%	55.5%
% of FP17s for Band 1 Urgent Courses	469	4,705	10.0%	9.5%	8.9%
% of FP17s Relating to Free Repair or Replacements	39	4,705	0.8%	0.8%	0.7%
% of FP17s Relating to Continuations	38	4,705	0.8%	0.6%	0.7%
% of Patients satisfied with the dentistry they have received	12	12	100.0%	93.4%	93.6%
% of Patients satisfied with the time they had to wait for an appointment	12	12	100.0%	89.2%	88.1%

* This is based on patients treated on this contract for their most recent course of treatment. Figures in italics indicate the base number of FP17s or Patient Questionnaire responses are less than 100. N/A is shown where the base number of responses is less than 10 during the period. % is calculated as Quantity/Base number*100

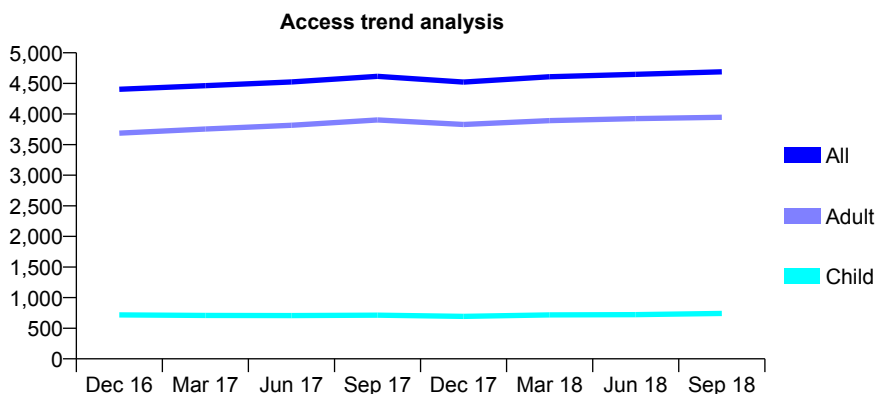
7A3 - Vital Signs At a Glance Contract Report for 195375/0001 - September 2018

Name or company name	Woods Dental
Contract type name	GDS Contract
Purpose of contract	General
Contract start date	01/01/2012
Contract end date	

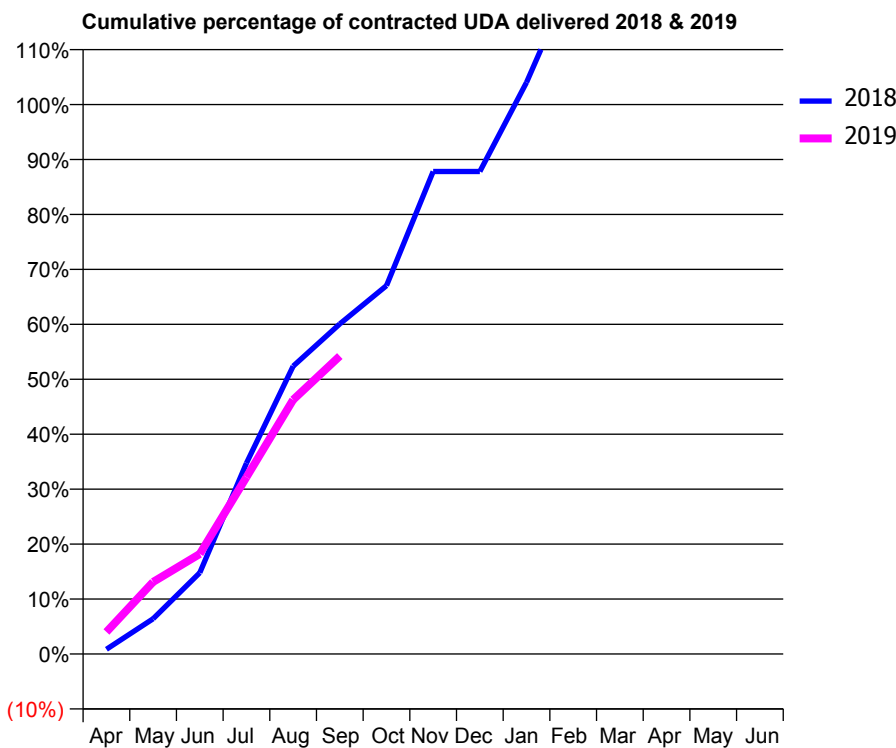
18/19 Contracted general activity (UDA)	11,875
Carry forward general activity (UDA)	0
18/19 Contracted orthodontic activity (UOA)	0
Carry forward orthodontic activity (UOA)	0
Baseline contract value	£323,647.15

ACCESS*

Patients seen in 24 months	Total	Change since previous quarter
Quarter ending September 2017	4,616	
Quarter ending December 2017	4,521	↓
Quarter ending March 2018	4,609	→
Quarter ending June 2018	4,648	→
Quarter ending September 2018	4,689	→
Variance since September 2017	1.6%	→



ACTIVITY



Month	Adjusted Scheduled Activity (UDA)	
	2018	2019
April	80	476
May	601	1,558
June	1,385	2,164
July	3,254	3,823
August	4,907	5,494
September	5,627	6,440
October	6,281	
November	8,226	
December	8,226	
January	9,745	
February	11,560	
March	12,932	
April	13,465	
May	13,468	
June	13,473	

QUALITY

	Quantity	Base Number	Contract	LHB	Wales
% of FP17s for the same patient ID Re-attending within 3 months - Children	43	610	7.0%	9.7%	10.9%
% of FP17s for the same patient ID Re-attending within 3 months - Adults	431	2,886	14.9%	14.3%	15.6%
% of FP17s for the same patient ID Re-attending between 3 & 9 months - Children	350	610	57.4%	54.8%	59.4%
% of FP17s for the same patient ID Re-attending between 3 & 9 months - Adults	1,371	2,886	47.5%	52.0%	55.5%
% of FP17s for Band 1 Urgent Courses	879	3,260	27.0%	9.5%	8.9%
% of FP17s Relating to Free Repair or Replacements	12	3,260	0.4%	0.8%	0.7%
% of FP17s Relating to Continuations	5	3,260	0.2%	0.6%	0.7%
% of Patients satisfied with the dentistry they have received	4	6	N/A	93.4%	93.6%
% of Patients satisfied with the time they had to wait for an appointment	4	6	N/A	89.2%	88.1%

* This is based on patients treated on this contract for their most recent course of treatment. Figures in italics indicate the base number of FP17s or Patient Questionnaire responses are less than 100. N/A is shown where the base number of responses is less than 10 during the period. % is calculated as Quantity/Base number*100

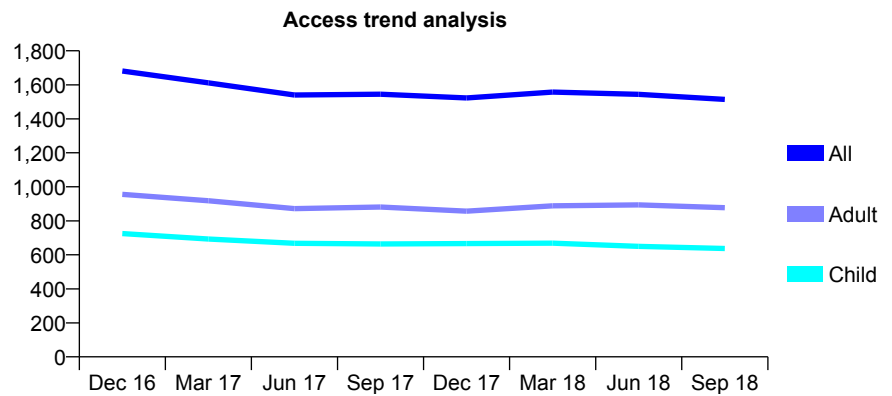
7A3 - Vital Signs At a Glance Contract Report for 195510/0001 - September 2018

Name or company name	Vale View Dental Care
Contract type name	GDS Contract
Purpose of contract	General
Contract start date	01/08/2009
Contract end date	

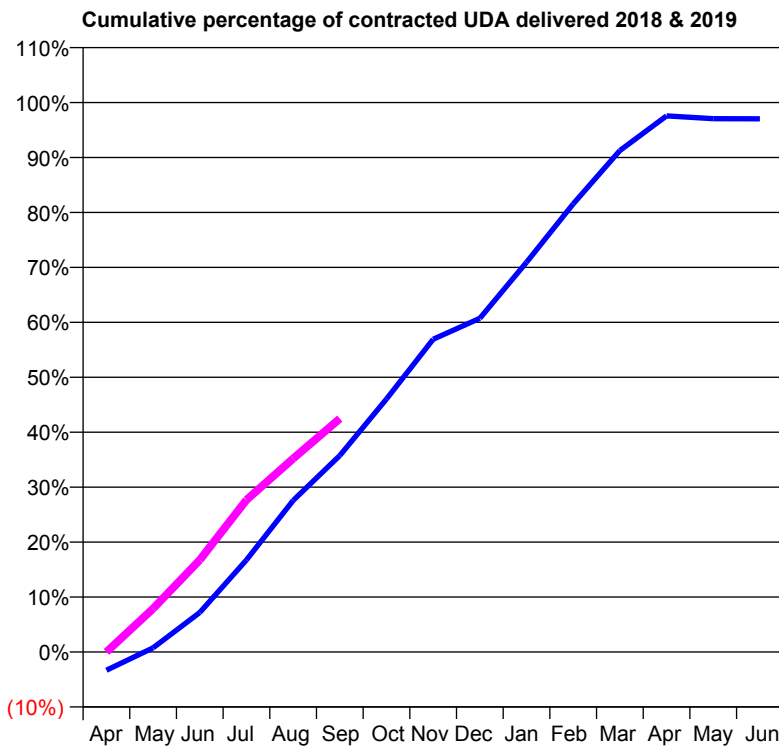
18/19 Contracted general activity (UDA)	6,032
Carry forward general activity (UDA)	179
18/19 Contracted orthodontic activity (UOA)	0
Carry forward orthodontic activity (UOA)	0
Baseline contract value	£150,823.75

ACCESS*

Patients seen in 24 months	Total	Change since previous quarter
Quarter ending September 2017	1,545	
Quarter ending December 2017	1,523	↓
Quarter ending March 2018	1,557	↑
Quarter ending June 2018	1,544	→
Quarter ending September 2018	1,514	↓
Variance since September 2017	(2.0%)	↓



ACTIVITY



Adjusted Scheduled Activity (UDA)		
Month	2018	2019
April	-201	1
May	46	476
June	434	1,010
July	1,010	1,669
August	1,664	2,124
September	2,157	2,562
October	2,778	
November	3,433	
December	3,663	
January	4,278	
February	4,919	
March	5,505	
April	5,885	
May	5,855	
June	5,853	

QUALITY

	Quantity	Base Number	Contract	LHB	Wales
% of FP17s for the same patient ID Re-attending within 3 months - Children	112	583	19.2%	9.7%	10.9%
% of FP17s for the same patient ID Re-attending within 3 months - Adults	102	715	14.3%	14.3%	15.6%
% of FP17s for the same patient ID Re-attending between 3 & 9 months - Children	362	583	62.1%	54.8%	59.4%
% of FP17s for the same patient ID Re-attending between 3 & 9 months - Adults	468	715	65.5%	52.0%	55.5%
% of FP17s for Band 1 Urgent Courses	15	1,163	1.3%	9.5%	8.9%
% of FP17s Relating to Free Repair or Replacements	4	1,163	0.3%	0.8%	0.7%
% of FP17s Relating to Continuations	3	1,163	0.3%	0.6%	0.7%
% of Patients satisfied with the dentistry they have received	2	2	N/A	93.4%	93.6%
% of Patients satisfied with the time they had to wait for an appointment	2	2	N/A	89.2%	88.1%

* This is based on patients treated on this contract for their most recent course of treatment. Figures in italics indicate the base number of FP17s or Patient Questionnaire responses are less than 100. N/A is shown where the base number of responses is less than 10 during the period. % is calculated as Quantity/Base number*100

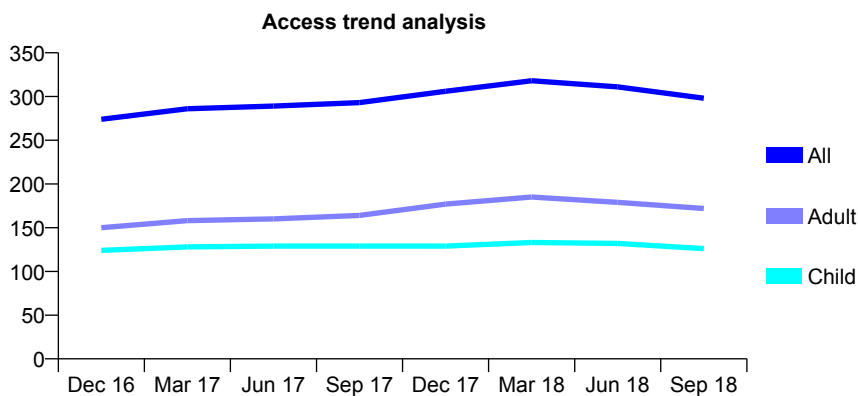
7A3 - Vital Signs At a Glance Contract Report for 197270/0001 - September 2018

Name or company name	HJ Price
Contract type name	GDS Contract
Purpose of contract	General
Contract start date	08/12/2014
Contract end date	

18/19 Contracted general activity (UDA)	900
Carry forward general activity (UDA)	0
18/19 Contracted orthodontic activity (UOA)	0
Carry forward orthodontic activity (UOA)	0
Baseline contract value	£20,334.96

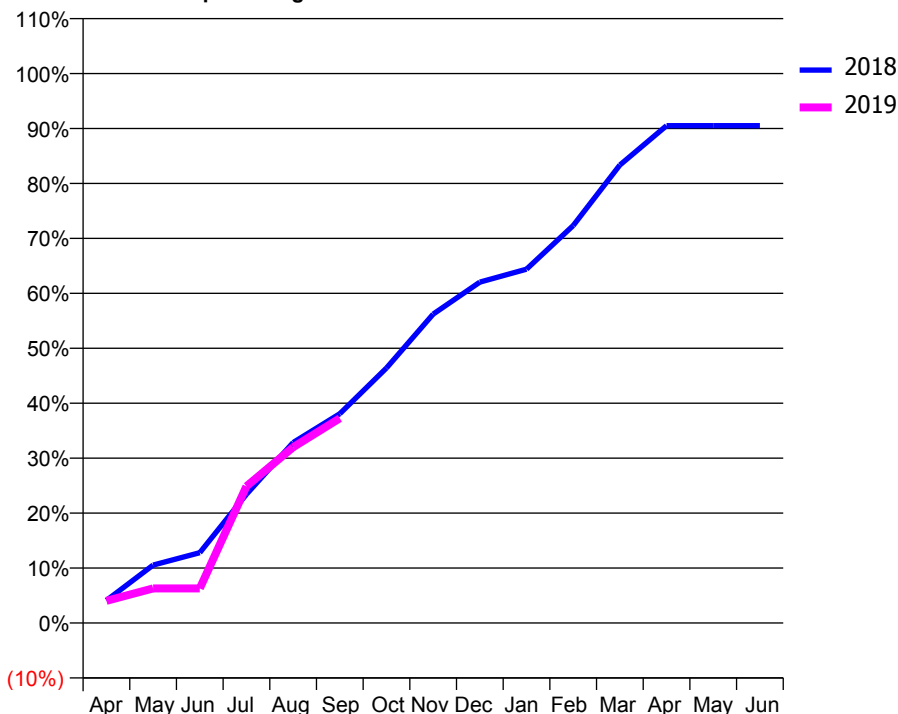
ACCESS*

Patients seen in 24 months	Total	Change since previous quarter
Quarter ending September 2017	293	
Quarter ending December 2017	306	↑
Quarter ending March 2018	318	↑
Quarter ending June 2018	311	↓
Quarter ending September 2018	298	↓
Variance since September 2017	1.7%	→



ACTIVITY

Cumulative percentage of contracted UDA delivered 2018 & 2019



Month	Adjusted Scheduled Activity (UDA)	
	2018	2019
April	37	36
May	95	57
June	115	57
July	211	224
August	296	288
September	343	335
October	418	
November	506	
December	558	
January	580	
February	651	
March	750	
April	815	
May	815	
June	815	

QUALITY

	Quantity	Base Number	Contract	LHB	Wales
% of FP17s for the same patient ID Re-attending within 3 months - Children	3	82	3.7%	9.7%	10.9%
% of FP17s for the same patient ID Re-attending within 3 months - Adults	16	98	16.3%	14.3%	15.6%
% of FP17s for the same patient ID Re-attending between 3 & 9 months - Children	51	82	62.2%	54.8%	59.4%
% of FP17s for the same patient ID Re-attending between 3 & 9 months - Adults	45	98	45.9%	52.0%	55.5%
% of FP17s for Band 1 Urgent Courses	12	158	7.6%	9.5%	8.9%
% of FP17s Relating to Free Repair or Replacements	0	158	0.0%	0.8%	0.7%
% of FP17s Relating to Continuations	0	158	0.0%	0.6%	0.7%
% of Patients satisfied with the dentistry they have received	0	0	N/A	93.4%	93.6%
% of Patients satisfied with the time they had to wait for an appointment	0	0	N/A	89.2%	88.1%

* This is based on patients treated on this contract for their most recent course of treatment. Figures in italics indicate the base number of FP17s or Patient Questionnaire responses are less than 100. N/A is shown where the base number of responses is less than 10 during the period. % is calculated as Quantity/Base number*100

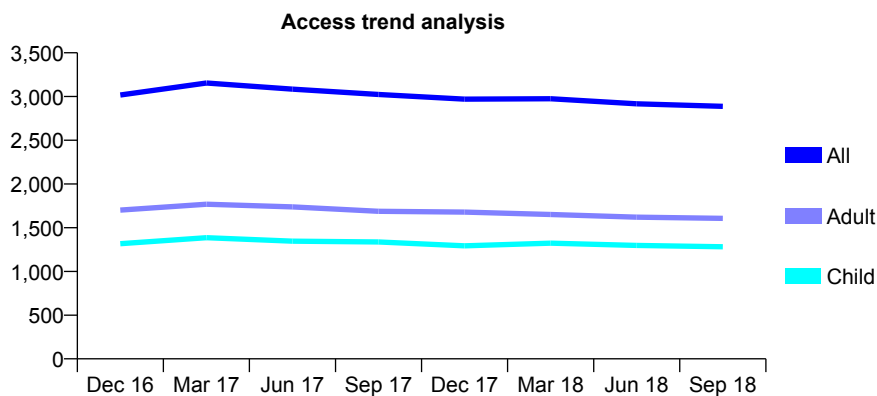
7A3 - Vital Signs At a Glance Contract Report for 199613/0001 - September 2018

Name or company name	J Bater and L Khosa
Contract type name	GDS Contract
Purpose of contract	General
Contract start date	01/04/2010
Contract end date	

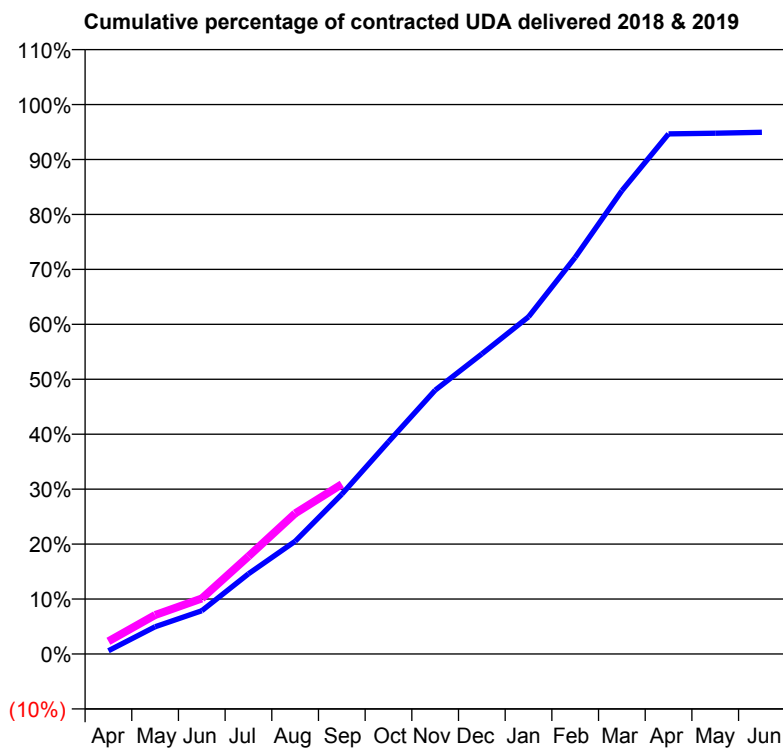
18/19 Contracted general activity (UDA)	12,000
Carry forward general activity (UDA)	0
18/19 Contracted orthodontic activity (UOA)	0
Carry forward orthodontic activity (UOA)	0
Baseline contract value	£318,120.00

ACCESS*

Patients seen in 24 months	Total	Change since previous quarter
Quarter ending September 2017	3,024	
Quarter ending December 2017	2,970	↓
Quarter ending March 2018	2,974	→
Quarter ending June 2018	2,917	↓
Quarter ending September 2018	2,888	→
Variance since September 2017	(4.5%)	↓



ACTIVITY



Adjusted Scheduled Activity (UDA)		
Month	2018	2019
April	60	278
May	497	852
June	788	1,212
July	1,459	2,133
August	2,053	3,070
September	2,909	3,709
October	3,861	
November	4,801	
December	5,461	
January	6,135	
February	7,219	
March	8,431	
April	9,465	
May	9,478	
June	9,494	

QUALITY

	Quantity	Base Number	Contract	LHB	Wales
% of FP17s for the same patient ID Re-attending within 3 months - Children	79	949	8.3%	9.7%	10.9%
% of FP17s for the same patient ID Re-attending within 3 months - Adults	267	1,152	23.2%	14.3%	15.6%
% of FP17s for the same patient ID Re-attending between 3 & 9 months - Children	611	949	64.4%	54.8%	59.4%
% of FP17s for the same patient ID Re-attending between 3 & 9 months - Adults	592	1,152	51.4%	52.0%	55.5%
% of FP17s for Band 1 Urgent Courses	283	1,731	16.3%	9.5%	8.9%
% of FP17s Relating to Free Repair or Replacements	10	1,731	0.6%	0.8%	0.7%
% of FP17s Relating to Continuations	2	1,731	0.1%	0.6%	0.7%
% of Patients satisfied with the dentistry they have received	8	8	N/A	93.4%	93.6%
% of Patients satisfied with the time they had to wait for an appointment	8	8	N/A	89.2%	88.1%

* This is based on patients treated on this contract for their most recent course of treatment. Figures in italics indicate the base number of FP17s or Patient Questionnaire responses are less than 100. N/A is shown where the base number of responses is less than 10 during the period. % is calculated as Quantity/Base number*100

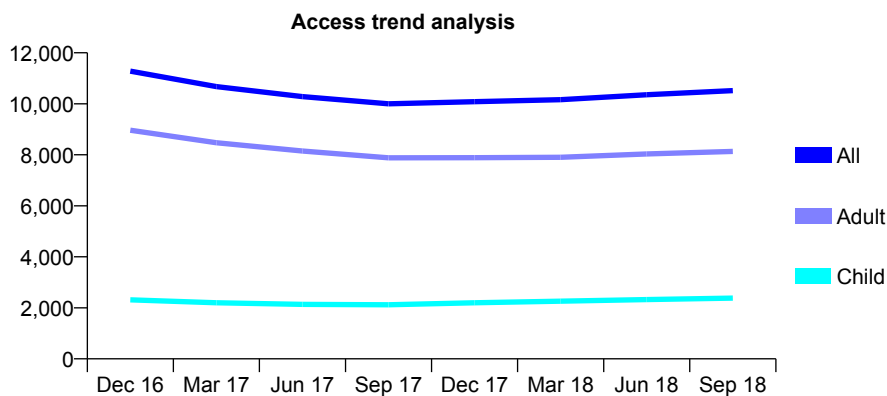
7A3 - Vital Signs At a Glance Contract Report for 199915/0003 - September 2018

Name or company name	IDH 441 to 444 Ltd
Contract type name	GDS Contract
Purpose of contract	General
Contract start date	01/04/2010
Contract end date	

18/19 Contracted general activity (UDA)	36,144
Carry forward general activity (UDA)	0
18/19 Contracted orthodontic activity (UOA)	0
Carry forward orthodontic activity (UOA)	0
Baseline contract value	£918,410.16

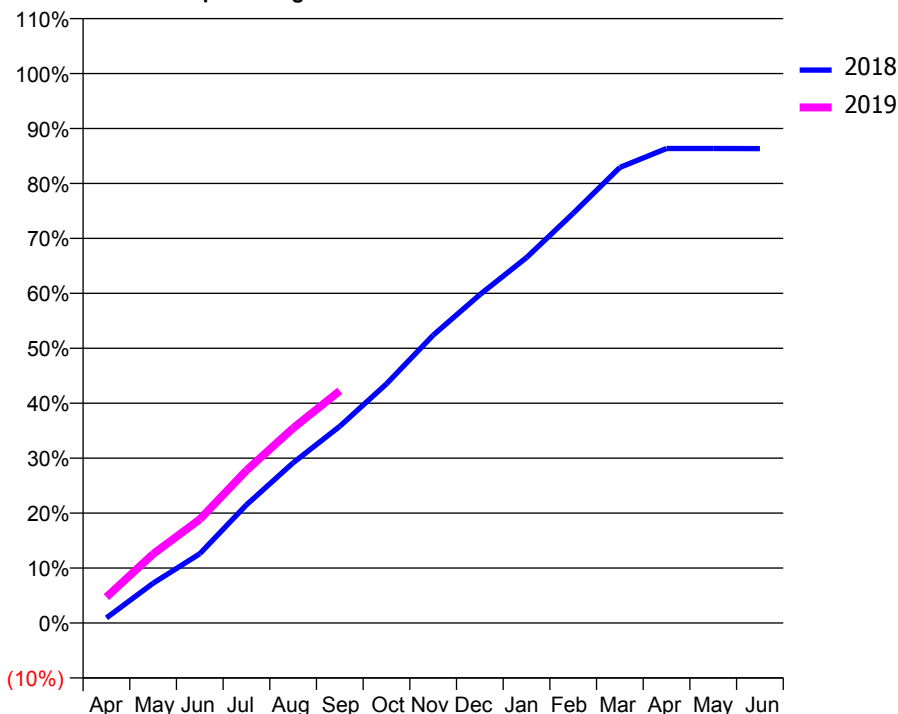
ACCESS*

Patients seen in 24 months	Total	Change since previous quarter
Quarter ending September 2017	10,000	
Quarter ending December 2017	10,086	→
Quarter ending March 2018	10,163	→
Quarter ending June 2018	10,358	→
Quarter ending September 2018	10,516	→
Variance since September 2017	5.2%	↑



ACTIVITY

Cumulative percentage of contracted UDA delivered 2018 & 2019



Month	Adjusted Scheduled Activity (UDA)	
	2018	2019
April	283	1,703
May	2,183	4,541
June	3,800	6,818
July	6,483	10,037
August	8,788	12,820
September	10,793	15,276
October	13,118	
November	15,792	
December	18,012	
January	20,047	
February	22,472	
March	24,992	
April	26,029	
May	26,031	
June	26,022	

QUALITY

	Quantity	Base Number	Contract	LHB	Wales
% of FP17s for the same patient ID Re-attending within 3 months - Children	85	1,558	5.5%	9.7%	10.9%
% of FP17s for the same patient ID Re-attending within 3 months - Adults	578	5,490	10.5%	14.3%	15.6%
% of FP17s for the same patient ID Re-attending between 3 & 9 months - Children	677	1,558	43.5%	54.8%	59.4%
% of FP17s for the same patient ID Re-attending between 3 & 9 months - Adults	2,584	5,490	47.1%	52.0%	55.5%
% of FP17s for Band 1 Urgent Courses	448	6,633	6.8%	9.5%	8.9%
% of FP17s Relating to Free Repair or Replacements	40	6,633	0.6%	0.8%	0.7%
% of FP17s Relating to Continuations	89	6,633	1.3%	0.6%	0.7%
% of Patients satisfied with the dentistry they have received	29	35	82.9%	93.4%	93.6%
% of Patients satisfied with the time they had to wait for an appointment	25	35	71.4%	89.2%	88.1%

* This is based on patients treated on this contract for their most recent course of treatment. Figures in italics indicate the base number of FP17s or Patient Questionnaire responses are less than 100. N/A is shown where the base number of responses is less than 10 during the period. % is calculated as Quantity/Base number*100

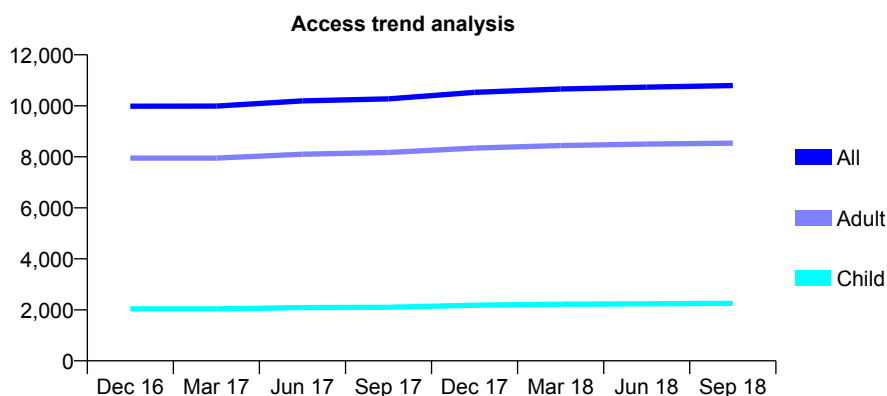
7A3 - Vital Signs At a Glance Contract Report for 202797/0001 - September 2018

Name or company name	MR B DAVID
Contract type name	GDS Contract
Purpose of contract	General
Contract start date	01/04/2006
Contract end date	

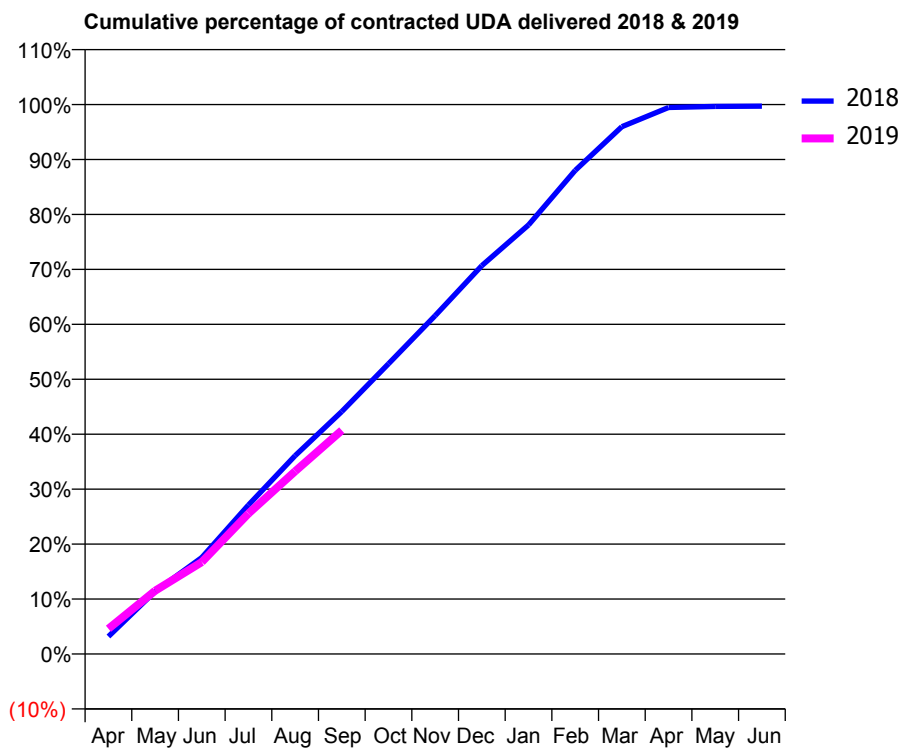
18/19 Contracted general activity (UDA)	36,250
Carry forward general activity (UDA)	0
18/19 Contracted orthodontic activity (UOA)	0
Carry forward orthodontic activity (UOA)	0
Baseline contract value	£941,792.70

ACCESS*

Patients seen in 24 months	Total	Change since previous quarter
Quarter ending September 2017	10,271	
Quarter ending December 2017	10,529	↑
Quarter ending March 2018	10,660	→
Quarter ending June 2018	10,730	→
Quarter ending September 2018	10,794	→
Variance since September 2017	5.1%	↑



ACTIVITY



Month	Adjusted Scheduled Activity (UDA)	
	2018	2019
April	1,083	1,670
May	3,867	4,175
June	5,966	6,066
July	9,213	9,265
August	12,256	12,053
September	14,989	14,760
October	17,941	
November	20,910	
December	24,007	
January	26,520	
February	29,885	
March	32,592	
April	33,780	
May	33,840	
June	33,857	

QUALITY

	Quantity	Base Number	Contract	LHB	Wales
% of FP17s for the same patient ID Re-attending within 3 months - Children	109	1,599	6.8%	9.7%	10.9%
% of FP17s for the same patient ID Re-attending within 3 months - Adults	1,152	6,563	17.6%	14.3%	15.6%
% of FP17s for the same patient ID Re-attending between 3 & 9 months - Children	928	1,599	58.0%	54.8%	59.4%
% of FP17s for the same patient ID Re-attending between 3 & 9 months - Adults	3,720	6,563	56.7%	52.0%	55.5%
% of FP17s for Band 1 Urgent Courses	970	7,566	12.8%	9.5%	8.9%
% of FP17s Relating to Free Repair or Replacements	72	7,566	1.0%	0.8%	0.7%
% of FP17s Relating to Continuations	111	7,566	1.5%	0.6%	0.7%
% of Patients satisfied with the dentistry they have received	29	29	100.0%	93.4%	93.6%
% of Patients satisfied with the time they had to wait for an appointment	28	29	96.6%	89.2%	88.1%

* This is based on patients treated on this contract for their most recent course of treatment. Figures in italics indicate the base number of FP17s or Patient Questionnaire responses are less than 100. N/A is shown where the base number of responses is less than 10 during the period. % is calculated as Quantity/Base number*100

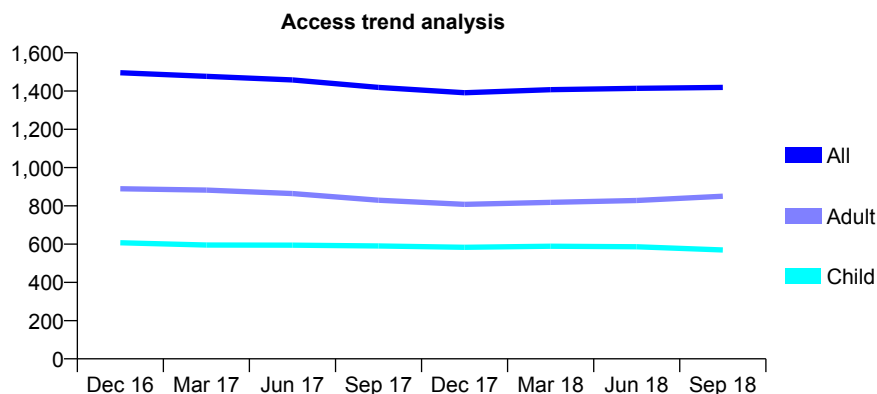
7A3 - Vital Signs At a Glance Contract Report for 222739/0001 - September 2018

Name or company name	MR G PEARSON
Contract type name	GDS Contract
Purpose of contract	General
Contract start date	01/04/2006
Contract end date	

18/19 Contracted general activity (UDA)	3,984
Carry forward general activity (UDA)	0
18/19 Contracted orthodontic activity (UOA)	0
Carry forward orthodontic activity (UOA)	0
Baseline contract value	£97,935.96

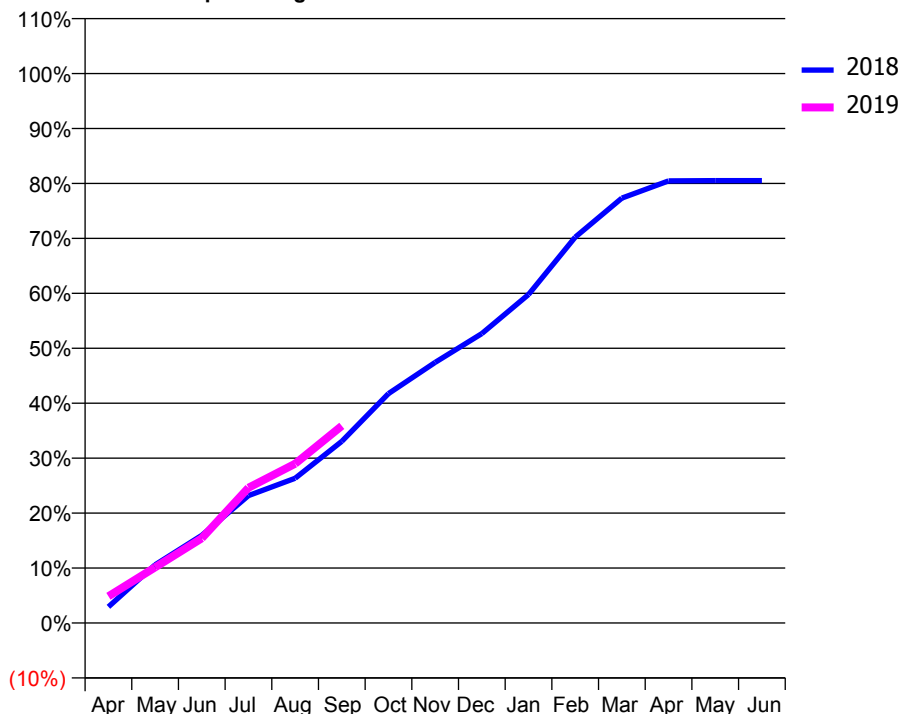
ACCESS*

Patients seen in 24 months	Total	Change since previous quarter
Quarter ending September 2017	1,419	
Quarter ending December 2017	1,391	↓
Quarter ending March 2018	1,407	→
Quarter ending June 2018	1,414	→
Quarter ending September 2018	1,419	→
Variance since September 2017	0.0%	→



ACTIVITY

Cumulative percentage of contracted UDA delivered 2018 & 2019



Adjusted Scheduled Activity (UDA)

Month	2018	2019
April	117	194
May	422	403
June	636	614
July	924	981
August	1,050	1,155
September	1,318	1,430
October	1,663	
November	1,890	
December	2,098	
January	2,381	
February	2,797	
March	3,080	
April	3,206	
May	3,208	
June	3,208	

QUALITY

	Quantity	Base Number	Contract	LHB	Wales
% of FP17s for the same patient ID Re-attending within 3 months - Children	23	350	6.6%	9.7%	10.9%
% of FP17s for the same patient ID Re-attending within 3 months - Adults	58	493	11.8%	14.3%	15.6%
% of FP17s for the same patient ID Re-attending between 3 & 9 months - Children	185	350	52.9%	54.8%	59.4%
% of FP17s for the same patient ID Re-attending between 3 & 9 months - Adults	198	493	40.2%	52.0%	55.5%
% of FP17s for Band 1 Urgent Courses	34	767	4.4%	9.5%	8.9%
% of FP17s Relating to Free Repair or Replacements	0	767	0.0%	0.8%	0.7%
% of FP17s Relating to Continuations	0	767	0.0%	0.6%	0.7%
% of Patients satisfied with the dentistry they have received	2	3	N/A	93.4%	93.6%
% of Patients satisfied with the time they had to wait for an appointment	2	3	N/A	89.2%	88.1%

* This is based on patients treated on this contract for their most recent course of treatment. Figures in italics indicate the base number of FP17s or Patient Questionnaire responses are less than 100. N/A is shown where the base number of responses is less than 10 during the period. % is calculated as Quantity/Base number*100

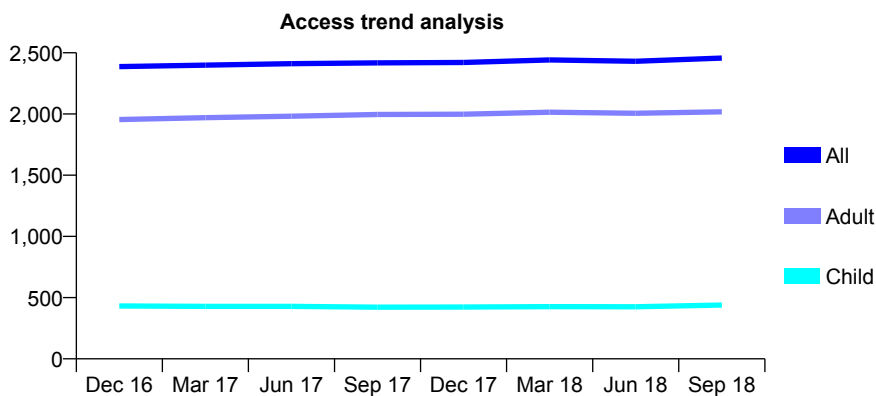
7A3 - Vital Signs At a Glance Contract Report for 224375/0001 - September 2018

Name or company name	MR PC BARRISCALE
Contract type name	GDS Contract
Purpose of contract	General
Contract start date	01/04/2006
Contract end date	

18/19 Contracted general activity (UDA)	8,174
Carry forward general activity (UDA)	0
18/19 Contracted orthodontic activity (UOA)	0
Carry forward orthodontic activity (UOA)	0
Baseline contract value	£204,329.19

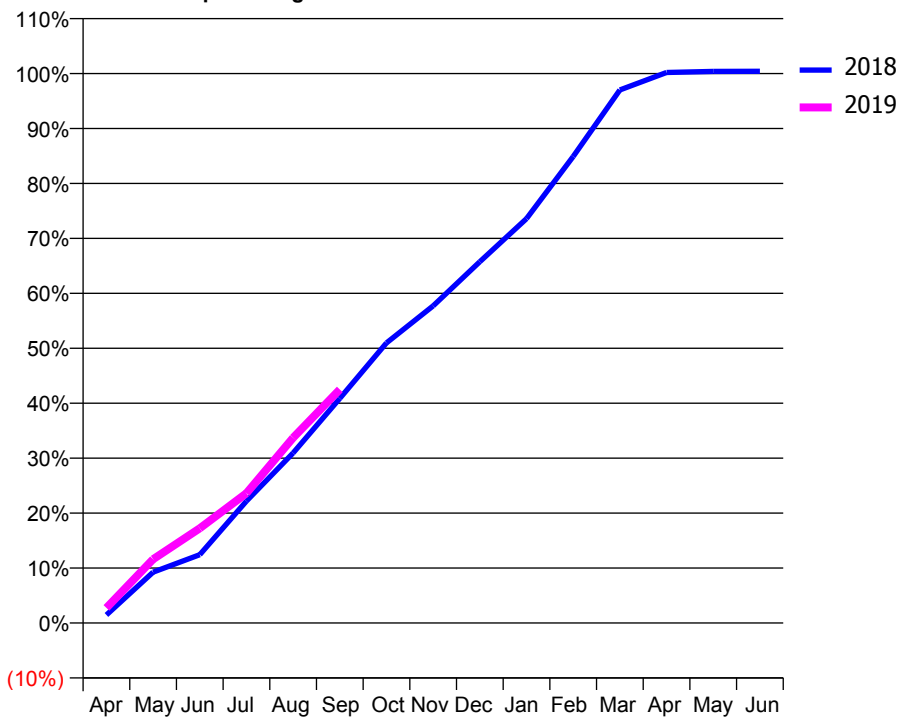
ACCESS*

Patients seen in 24 months	Total	Change since previous quarter
Quarter ending September 2017	2,418	
Quarter ending December 2017	2,421	→
Quarter ending March 2018	2,442	→
Quarter ending June 2018	2,431	→
Quarter ending September 2018	2,457	→
Variance since September 2017	1.6%	→



ACTIVITY

Cumulative percentage of contracted UDA delivered 2018 & 2019



Adjusted Scheduled Activity (UDA)

Month	2018	2019
April	120	224
May	756	950
June	1,017	1,409
July	1,813	1,930
August	2,529	2,757
September	3,341	3,474
October	4,166	
November	4,719	
December	5,374	
January	6,015	
February	6,940	
March	7,929	
April	8,190	
May	8,205	
June	8,207	

QUALITY

	Quantity	Base Number	Contract	LHB	Wales
% of FP17s for the same patient ID Re-attending within 3 months - Children	21	317	6.6%	9.7%	10.9%
% of FP17s for the same patient ID Re-attending within 3 months - Adults	278	1,416	19.6%	14.3%	15.6%
% of FP17s for the same patient ID Re-attending between 3 & 9 months - Children	185	317	58.4%	54.8%	59.4%
% of FP17s for the same patient ID Re-attending between 3 & 9 months - Adults	560	1,416	39.5%	52.0%	55.5%
% of FP17s for Band 1 Urgent Courses	311	1,620	19.2%	9.5%	8.9%
% of FP17s Relating to Free Repair or Replacements	20	1,620	1.2%	0.8%	0.7%
% of FP17s Relating to Continuations	14	1,620	0.9%	0.6%	0.7%
% of Patients satisfied with the dentistry they have received	6	7	N/A	93.4%	93.6%
% of Patients satisfied with the time they had to wait for an appointment	6	7	N/A	89.2%	88.1%

* This is based on patients treated on this contract for their most recent course of treatment. Figures in italics indicate the base number of FP17s or Patient Questionnaire responses are less than 100. N/A is shown where the base number of responses is less than 10 during the period. % is calculated as Quantity/Base number*100

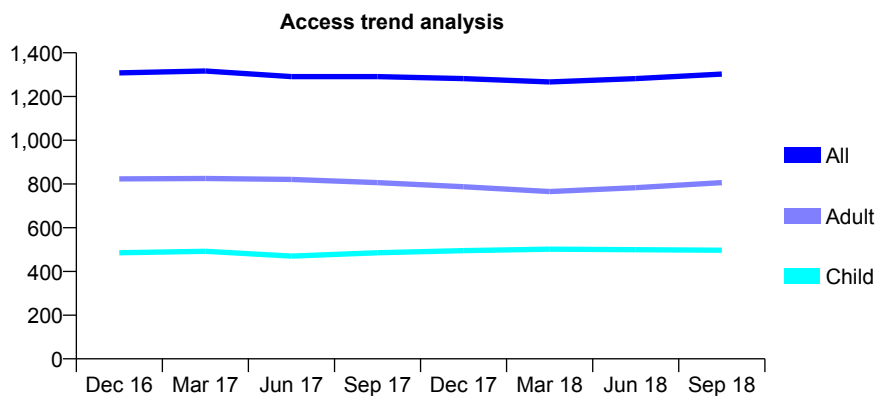
7A3 - Vital Signs At a Glance Contract Report for 233811/0001 - September 2018

Name or company name	MISS AE WALKER
Contract type name	GDS Contract
Purpose of contract	General
Contract start date	01/10/2006
Contract end date	31/08/2018

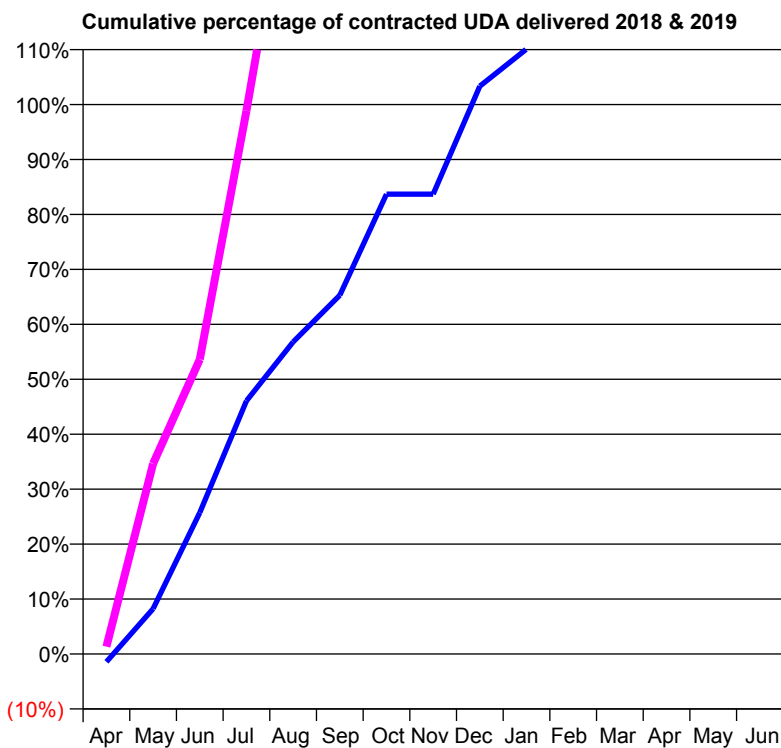
18/19 Contracted general activity (UDA)	891
Carry forward general activity (UDA)	0
18/19 Contracted orthodontic activity (UOA)	0
Carry forward orthodontic activity (UOA)	0
Baseline contract value	£22,489.89

ACCESS*

Patients seen in 24 months	Total	Change since previous quarter
Quarter ending September 2017	1,291	
Quarter ending December 2017	1,282	→
Quarter ending March 2018	1,267	↓
Quarter ending June 2018	1,282	→
Quarter ending September 2018	1,303	→
Variance since September 2017	0.9%	→



ACTIVITY



Month	Adjusted Scheduled Activity (UDA)	
	2018	2019
April	-31	12
May	176	309
June	550	478
July	985	881
August	1,214	1,312
September	1,396	1,432
October	1,789	
November	1,789	
December	2,209	
January	2,354	
February	2,567	
March	2,885	
April	3,147	
May	3,132	
June	3,132	

QUALITY

	Quantity	Base Number	Contract	LHB	Wales
% of FP17s for the same patient ID Re-attending within 3 months - Children	15	315	4.8%	9.7%	10.9%
% of FP17s for the same patient ID Re-attending within 3 months - Adults	40	441	9.1%	14.3%	15.6%
% of FP17s for the same patient ID Re-attending between 3 & 9 months - Children	136	315	43.2%	54.8%	59.4%
% of FP17s for the same patient ID Re-attending between 3 & 9 months - Adults	209	441	47.4%	52.0%	55.5%
% of FP17s for Band 1 Urgent Courses	39	643	6.1%	9.5%	8.9%
% of FP17s Relating to Free Repair or Replacements	0	643	0.0%	0.8%	0.7%
% of FP17s Relating to Continuations	0	643	0.0%	0.6%	0.7%
% of Patients satisfied with the dentistry they have received	1	1	N/A	93.4%	93.6%
% of Patients satisfied with the time they had to wait for an appointment	0	1	N/A	89.2%	88.1%

* This is based on patients treated on this contract for their most recent course of treatment. Figures in italics indicate the base number of FP17s or Patient Questionnaire responses are less than 100. N/A is shown where the base number of responses is less than 10 during the period. % is calculated as Quantity/Base number*100

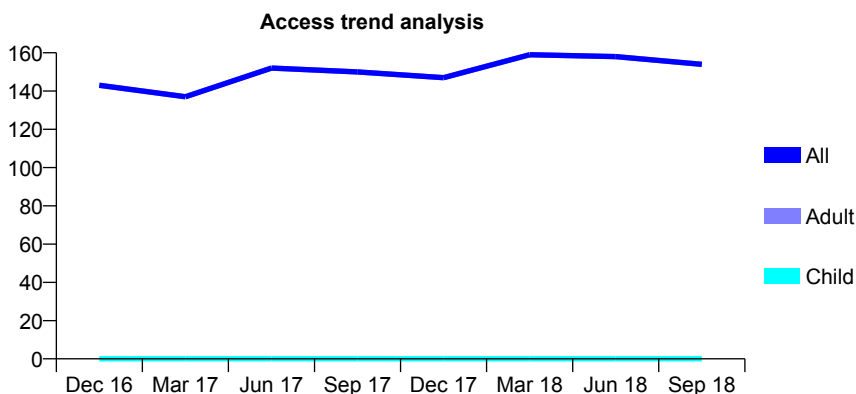
7A3 - Vital Signs At a Glance Contract Report for 233811/0003 - September 2018

Name or company name	MISS AE WALKER
Contract type name	GDS Contract
Purpose of contract	General
Contract start date	01/04/2009
Contract end date	31/08/2018

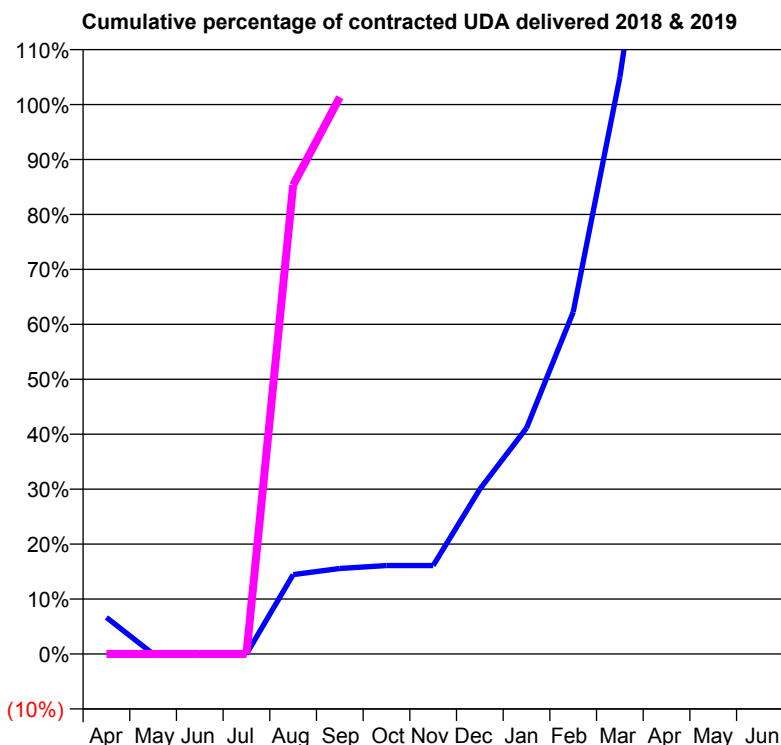
18/19 Contracted general activity (UDA)	75
Carry forward general activity (UDA)	0
18/19 Contracted orthodontic activity (UOA)	0
Carry forward orthodontic activity (UOA)	0
Baseline contract value	£3,805.19

ACCESS*

Patients seen in 24 months	Total	Change since previous quarter
Quarter ending September 2017	150	
Quarter ending December 2017	147	↓
Quarter ending March 2018	159	↑
Quarter ending June 2018	158	→
Quarter ending September 2018	154	↓
Variance since September 2017	2.7%	↑



ACTIVITY



Month	Adjusted Scheduled Activity (UDA)	
	2018	2019
April	12	0
May	0	0
June	0	0
July	0	0
August	26	64
September	28	76
October	29	
November	29	
December	54	
January	74	
February	112	
March	189	
April	290	
May	290	
June	290	

QUALITY

	Quantity	Base Number	Contract	LHB	Wales
% of FP17s for the same patient ID Re-attending within 3 months - Children	0	0	N/A	9.7%	10.9%
% of FP17s for the same patient ID Re-attending within 3 months - Adults	3	41	7.3%	14.3%	15.6%
% of FP17s for the same patient ID Re-attending between 3 & 9 months - Children	0	0	N/A	54.8%	59.4%
% of FP17s for the same patient ID Re-attending between 3 & 9 months - Adults	5	41	12.2%	52.0%	55.5%
% of FP17s for Band 1 Urgent Courses	0	8	0.0%	9.5%	8.9%
% of FP17s Relating to Free Repair or Replacements	0	8	0.0%	0.8%	0.7%
% of FP17s Relating to Continuations	0	8	0.0%	0.6%	0.7%
% of Patients satisfied with the dentistry they have received	0	0	N/A	93.4%	93.6%
% of Patients satisfied with the time they had to wait for an appointment	0	0	N/A	89.2%	88.1%

* This is based on patients treated on this contract for their most recent course of treatment. Figures in italics indicate the base number of FP17s or Patient Questionnaire responses are less than 100. N/A is shown where the base number of responses is less than 10 during the period. % is calculated as Quantity/Base number*100

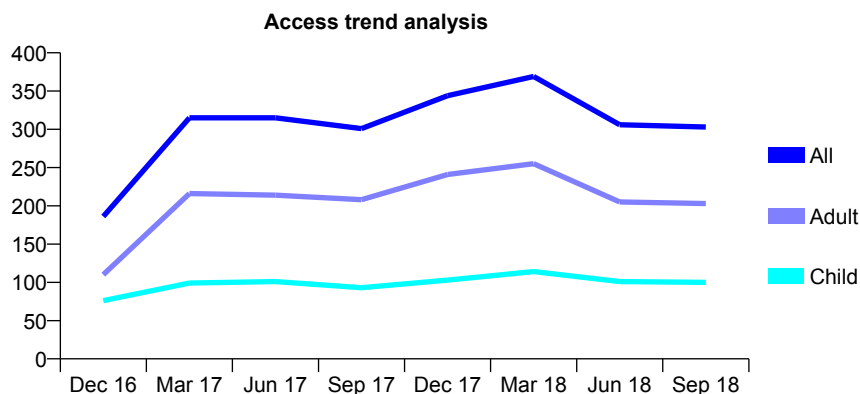
7A3 - Vital Signs At a Glance Contract Report for 238260/0006 - September 2018

Name or company name	MRS CA ROACH-PRICE
Contract type name	GDS Contract
Purpose of contract	General
Contract start date	01/11/2009
Contract end date	

18/19 Contracted general activity (UDA)	1,020
Carry forward general activity (UDA)	10
18/19 Contracted orthodontic activity (UOA)	0
Carry forward orthodontic activity (UOA)	0
Baseline contract value	£26,461.49

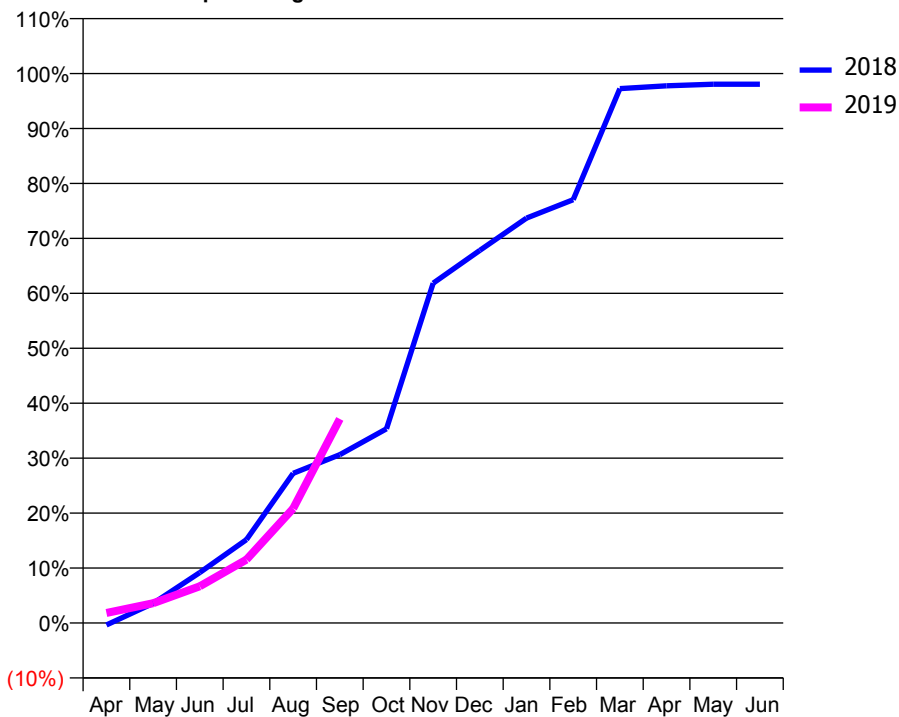
ACCESS*

Patients seen in 24 months	Total	Change since previous quarter
Quarter ending September 2017	301	
Quarter ending December 2017	344	↑
Quarter ending March 2018	369	↑
Quarter ending June 2018	306	↓
Quarter ending September 2018	303	→
Variance since September 2017	0.7%	→



ACTIVITY

Cumulative percentage of contracted UDA delivered 2018 & 2019



Month	Adjusted Scheduled Activity (UDA)	
	2018	2019
April	-4	19
May	37	37
June	94	68
July	155	118
August	278	212
September	312	379
October	360	
November	631	
December	692	
January	752	
February	786	
March	992	
April	997	
May	1,000	
June	1,000	

QUALITY

	Quantity	Base Number	Contract	LHB	Wales
% of FP17s for the same patient ID Re-attending within 3 months - Children	0	73	0.0%	9.7%	10.9%
% of FP17s for the same patient ID Re-attending within 3 months - Adults	7	130	5.4%	14.3%	15.6%
% of FP17s for the same patient ID Re-attending between 3 & 9 months - Children	47	73	64.4%	54.8%	59.4%
% of FP17s for the same patient ID Re-attending between 3 & 9 months - Adults	41	130	31.5%	52.0%	55.5%
% of FP17s for Band 1 Urgent Courses	19	199	9.5%	9.5%	8.9%
% of FP17s Relating to Free Repair or Replacements	1	199	0.5%	0.8%	0.7%
% of FP17s Relating to Continuations	0	199	0.0%	0.6%	0.7%
% of Patients satisfied with the dentistry they have received	0	0	N/A	93.4%	93.6%
% of Patients satisfied with the time they had to wait for an appointment	0	0	N/A	89.2%	88.1%

* This is based on patients treated on this contract for their most recent course of treatment. Figures in italics indicate the base number of FP17s or Patient Questionnaire responses are less than 100. N/A is shown where the base number of responses is less than 10 during the period. % is calculated as Quantity/Base number*100

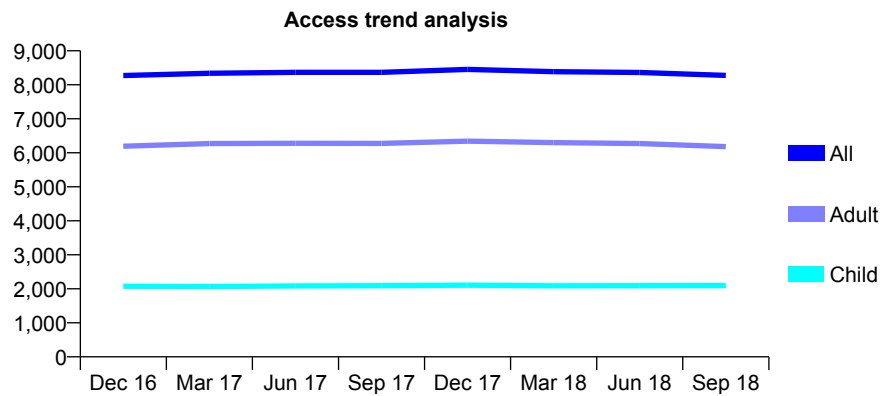
7A3 - Vital Signs At a Glance Contract Report for 244236/0001 - September 2018

Name or company name	MRS AJ HUMPHREYS
Contract type name	GDS Contract
Purpose of contract	General
Contract start date	01/04/2006
Contract end date	

18/19 Contracted general activity (UDA)	24,173
Carry forward general activity (UDA)	783
18/19 Contracted orthodontic activity (UOA)	0
Carry forward orthodontic activity (UOA)	0
Baseline contract value	£656,555.90

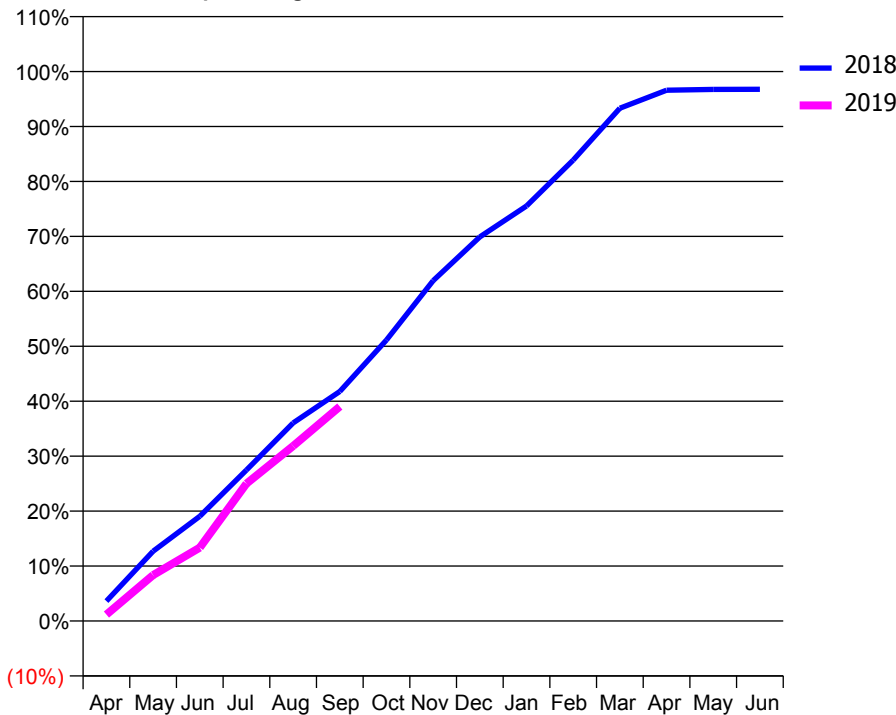
ACCESS*

Patients seen in 24 months	Total	Change since previous quarter
Quarter ending September 2017	8,367	
Quarter ending December 2017	8,451	→
Quarter ending March 2018	8,388	→
Quarter ending June 2018	8,363	→
Quarter ending September 2018	8,276	↓
Variance since September 2017	(1.1%)	↓



ACTIVITY

Cumulative percentage of contracted UDA delivered 2018 & 2019



Month	Adjusted Scheduled Activity (UDA)	
	2018	2019
April	879	283
May	3,071	2,019
June	4,605	3,229
July	6,646	6,046
August	8,712	7,697
September	10,099	9,436
October	12,361	
November	14,976	
December	16,897	
January	18,258	
February	20,276	
March	22,555	
April	23,349	
May	23,384	
June	23,390	

QUALITY

	Quantity	Base Number	Contract	LHB	Wales
% of FP17s for the same patient ID Re-attending within 3 months - Children	104	1,494	7.0%	9.7%	10.9%
% of FP17s for the same patient ID Re-attending within 3 months - Adults	876	5,039	17.4%	14.3%	15.6%
% of FP17s for the same patient ID Re-attending between 3 & 9 months - Children	874	1,494	58.5%	54.8%	59.4%
% of FP17s for the same patient ID Re-attending between 3 & 9 months - Adults	3,127	5,039	62.1%	52.0%	55.5%
% of FP17s for Band 1 Urgent Courses	603	6,054	10.0%	9.5%	8.9%
% of FP17s Relating to Free Repair or Replacements	80	6,054	1.3%	0.8%	0.7%
% of FP17s Relating to Continuations	10	6,054	0.2%	0.6%	0.7%
% of Patients satisfied with the dentistry they have received	20	20	100.0%	93.4%	93.6%
% of Patients satisfied with the time they had to wait for an appointment	20	20	100.0%	89.2%	88.1%

* This is based on patients treated on this contract for their most recent course of treatment. Figures in italics indicate the base number of FP17s or Patient Questionnaire responses are less than 100. N/A is shown where the base number of responses is less than 10 during the period. % is calculated as Quantity/Base number*100

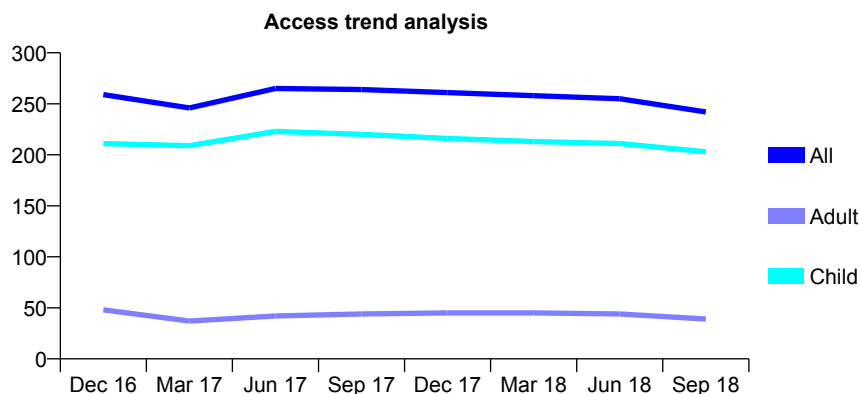
7A3 - Vital Signs At a Glance Contract Report for 250589/0001 - September 2018

Name or company name	MR C DAVIES
Contract type name	GDS Contract
Purpose of contract	General
Contract start date	01/04/2006
Contract end date	

18/19 Contracted general activity (UDA)	600
Carry forward general activity (UDA)	0
18/19 Contracted orthodontic activity (UOA)	0
Carry forward orthodontic activity (UOA)	0
Baseline contract value	£13,356.00

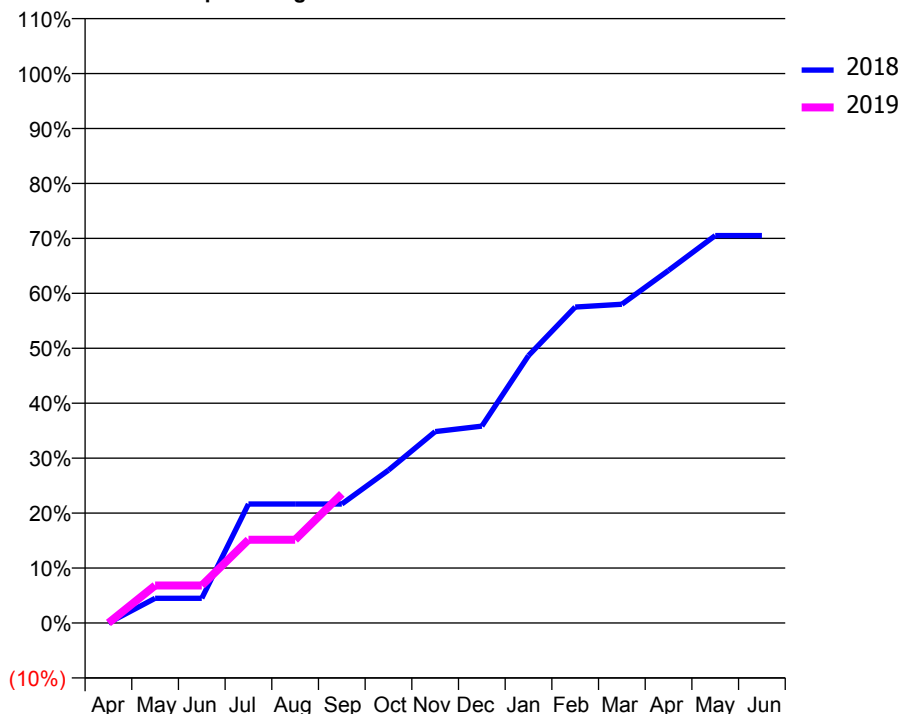
ACCESS*

Patients seen in 24 months	Total	Change since previous quarter
Quarter ending September 2017	264	
Quarter ending December 2017	261	↓
Quarter ending March 2018	258	↓
Quarter ending June 2018	255	↓
Quarter ending September 2018	242	↓
Variance since September 2017	(8.3%)	↓



ACTIVITY

Cumulative percentage of contracted UDA delivered 2018 & 2019



Month	Adjusted Scheduled Activity (UDA)	
	2018	2019
April	0	0
May	27	41
June	27	41
July	130	91
August	130	91
September	130	141
October	167	
November	209	
December	215	
January	292	
February	345	
March	348	
April	385	
May	423	
June	423	

QUALITY

	Quantity	Base Number	Contract	LHB	Wales
% of FP17s for the same patient ID Re-attending within 3 months - Children	2	162	1.2%	9.7%	10.9%
% of FP17s for the same patient ID Re-attending within 3 months - Adults	0	11	0.0%	14.3%	15.6%
% of FP17s for the same patient ID Re-attending between 3 & 9 months - Children	110	162	67.9%	54.8%	59.4%
% of FP17s for the same patient ID Re-attending between 3 & 9 months - Adults	6	11	54.5%	52.0%	55.5%
% of FP17s for Band 1 Urgent Courses	0	109	0.0%	9.5%	8.9%
% of FP17s Relating to Free Repair or Replacements	0	109	0.0%	0.8%	0.7%
% of FP17s Relating to Continuations	0	109	0.0%	0.6%	0.7%
% of Patients satisfied with the dentistry they have received	0	0	N/A	93.4%	93.6%
% of Patients satisfied with the time they had to wait for an appointment	0	0	N/A	89.2%	88.1%

* This is based on patients treated on this contract for their most recent course of treatment. Figures in italics indicate the base number of FP17s or Patient Questionnaire responses are less than 100. N/A is shown where the base number of responses is less than 10 during the period. % is calculated as Quantity/Base number*100

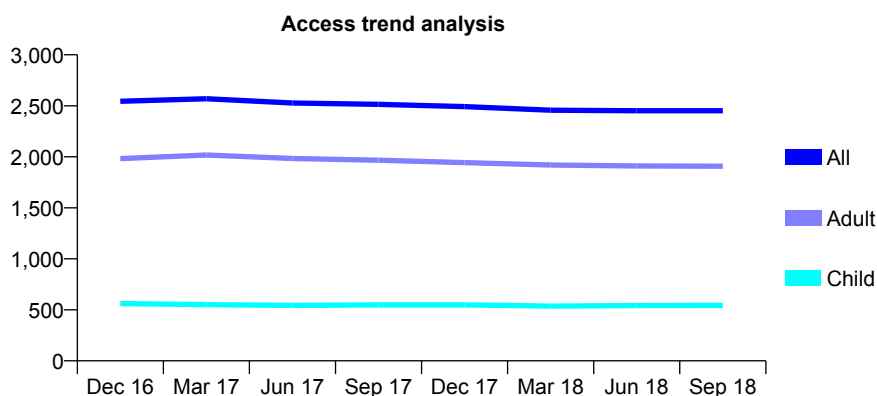
7A3 - Vital Signs At a Glance Contract Report for 306614/0001 - September 2018

Name or company name	Kenneth Chow
Contract type name	GDS Contract
Purpose of contract	General
Contract start date	01/04/2006
Contract end date	

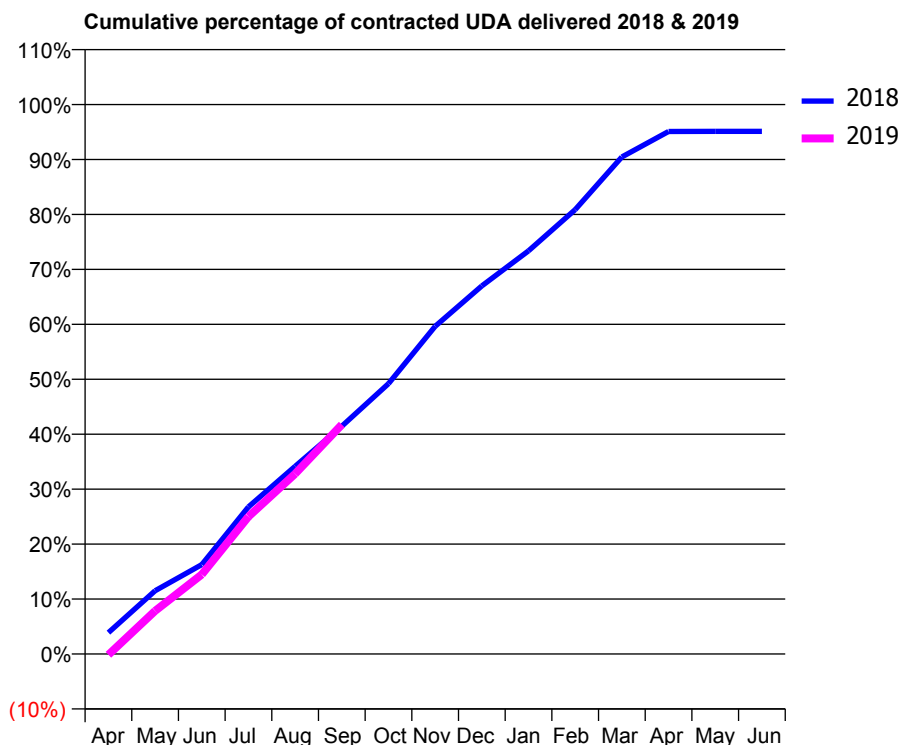
18/19 Contracted general activity (UDA)	8,000
Carry forward general activity (UDA)	309
18/19 Contracted orthodontic activity (UOA)	0
Carry forward orthodontic activity (UOA)	0
Baseline contract value	£200,035.86

ACCESS*

Patients seen in 24 months	Total	Change since previous quarter
Quarter ending September 2017	2,515	
Quarter ending December 2017	2,492	→
Quarter ending March 2018	2,457	↓
Quarter ending June 2018	2,452	→
Quarter ending September 2018	2,451	→
Variance since September 2017	(2.5%)	↓



ACTIVITY



Month	Adjusted Scheduled Activity (UDA)	
	2018	2019
April	311	-12
May	921	629
June	1,302	1,159
July	2,143	2,000
August	2,732	2,623
September	3,317	3,340
October	3,937	
November	4,770	
December	5,360	
January	5,869	
February	6,469	
March	7,236	
April	7,606	
May	7,608	
June	7,608	

QUALITY

	Quantity	Base Number	Contract	LHB	Wales
% of FP17s for the same patient ID Re-attending within 3 months - Children	19	458	4.1%	9.7%	10.9%
% of FP17s for the same patient ID Re-attending within 3 months - Adults	147	1,392	10.6%	14.3%	15.6%
% of FP17s for the same patient ID Re-attending between 3 & 9 months - Children	252	458	55.0%	54.8%	59.4%
% of FP17s for the same patient ID Re-attending between 3 & 9 months - Adults	797	1,392	57.3%	52.0%	55.5%
% of FP17s for Band 1 Urgent Courses	94	1,714	5.5%	9.5%	8.9%
% of FP17s Relating to Free Repair or Replacements	10	1,714	0.6%	0.8%	0.7%
% of FP17s Relating to Continuations	4	1,714	0.2%	0.6%	0.7%
% of Patients satisfied with the dentistry they have received	7	7	N/A	93.4%	93.6%
% of Patients satisfied with the time they had to wait for an appointment	7	7	N/A	89.2%	88.1%

* This is based on patients treated on this contract for their most recent course of treatment. Figures in italics indicate the base number of FP17s or Patient Questionnaire responses are less than 100. N/A is shown where the base number of responses is less than 10 during the period. % is calculated as Quantity/Base number*100

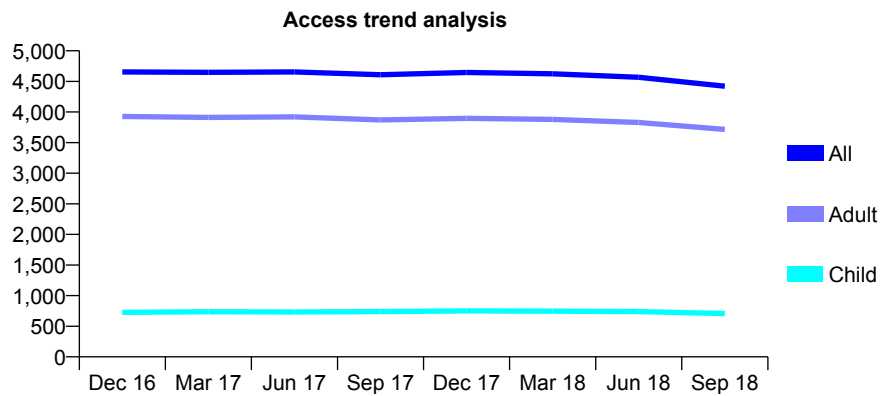
7A3 - Vital Signs At a Glance Contract Report for 320226/0001 - September 2018

Name or company name	Gupta Dental Surgeons
Contract type name	GDS Contract
Purpose of contract	General
Contract start date	01/04/2006
Contract end date	

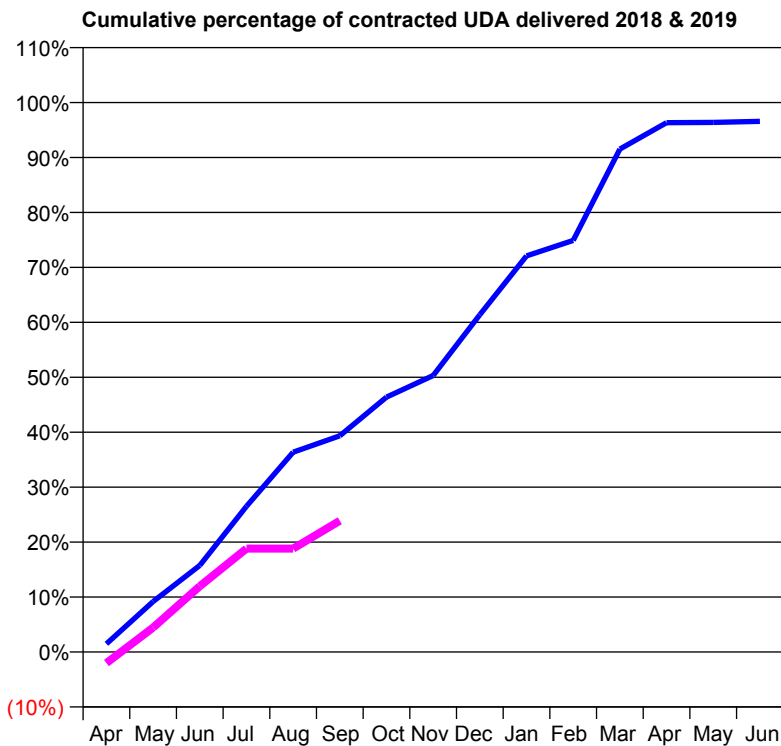
18/19 Contracted general activity (UDA)	12,523
Carry forward general activity (UDA)	254
18/19 Contracted orthodontic activity (UOA)	0
Carry forward orthodontic activity (UOA)	0
Baseline contract value	£313,084.21

ACCESS*

Patients seen in 24 months	Total	Change since previous quarter
Quarter ending September 2017	4,610	
Quarter ending December 2017	4,647	→
Quarter ending March 2018	4,625	→
Quarter ending June 2018	4,567	↓
Quarter ending September 2018	4,422	↓
Variance since September 2017	(4.1%)	↓



ACTIVITY



Month	Adjusted Scheduled Activity (UDA)	
	2018	2019
April	186	-254
May	1,151	559
June	1,973	1,499
July	3,321	2,356
August	4,554	2,356
September	4,926	2,993
October	5,810	
November	6,302	
December	7,687	
January	9,027	
February	9,379	
March	11,461	
April	12,064	
May	12,070	
June	12,092	

QUALITY

	Quantity	Base Number	Contract	LHB	Wales
% of FP17s for the same patient ID Re-attending within 3 months - Children	25	280	8.9%	9.7%	10.9%
% of FP17s for the same patient ID Re-attending within 3 months - Adults	224	1,687	13.3%	14.3%	15.6%
% of FP17s for the same patient ID Re-attending between 3 & 9 months - Children	156	280	55.7%	54.8%	59.4%
% of FP17s for the same patient ID Re-attending between 3 & 9 months - Adults	1,086	1,687	64.4%	52.0%	55.5%
% of FP17s for Band 1 Urgent Courses	103	1,643	6.3%	9.5%	8.9%
% of FP17s Relating to Free Repair or Replacements	24	1,643	1.5%	0.8%	0.7%
% of FP17s Relating to Continuations	15	1,643	0.9%	0.6%	0.7%
% of Patients satisfied with the dentistry they have received	4	4	N/A	93.4%	93.6%
% of Patients satisfied with the time they had to wait for an appointment	4	4	N/A	89.2%	88.1%

* This is based on patients treated on this contract for their most recent course of treatment. Figures in italics indicate the base number of FP17s or Patient Questionnaire responses are less than 100. N/A is shown where the base number of responses is less than 10 during the period. % is calculated as Quantity/Base number*100

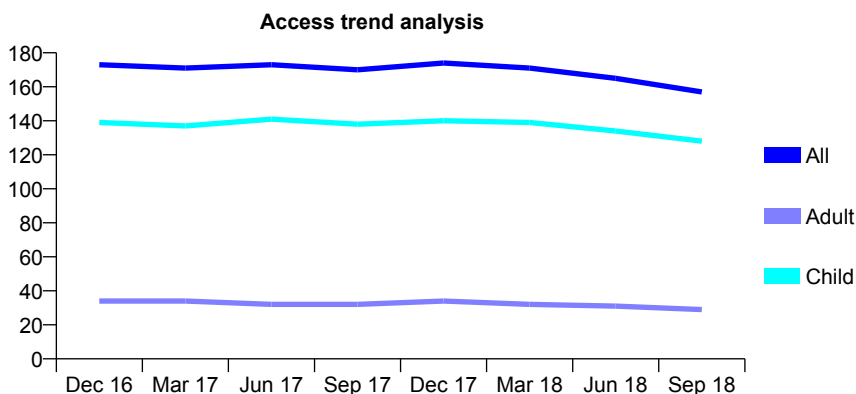
7A3 - Vital Signs At a Glance Contract Report for 329657/0001 - September 2018

Name or company name	MR GR DAVIES
Contract type name	GDS Contract
Purpose of contract	General
Contract start date	01/04/2006
Contract end date	

18/19 Contracted general activity (UDA)	346
Carry forward general activity (UDA)	0
18/19 Contracted orthodontic activity (UOA)	0
Carry forward orthodontic activity (UOA)	0
Baseline contract value	£9,643.21

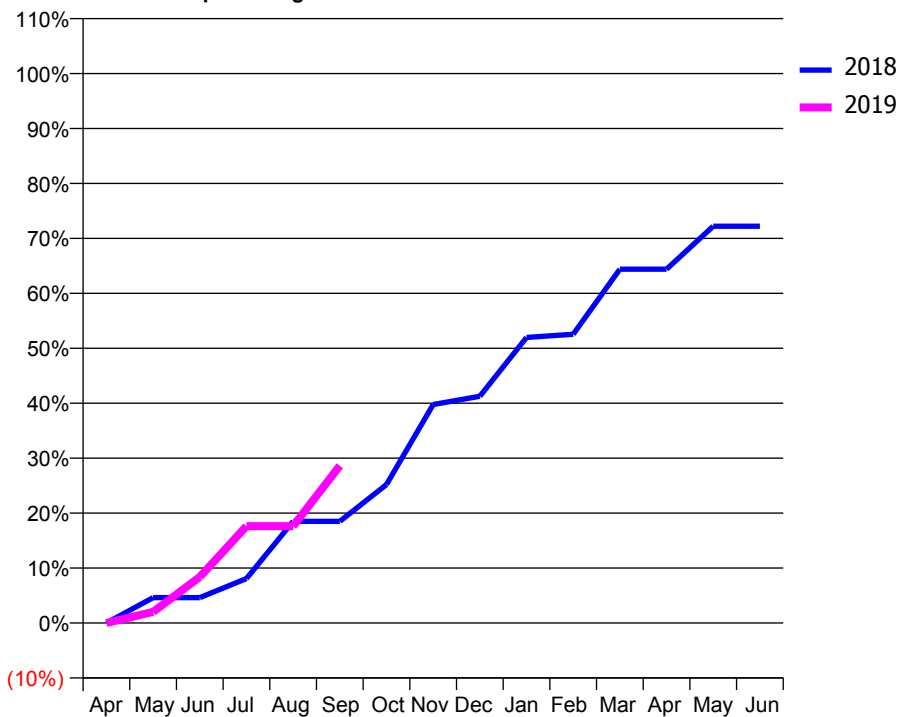
ACCESS*

Patients seen in 24 months	Total	Change since previous quarter
Quarter ending September 2017	170	
Quarter ending December 2017	174	↑
Quarter ending March 2018	171	↓
Quarter ending June 2018	165	↓
Quarter ending September 2018	157	↓
Variance since September 2017	(7.6%)	↓



ACTIVITY

Cumulative percentage of contracted UDA delivered 2018 & 2019



Adjusted Scheduled Activity (UDA)

Month	2018	2019
April	0	0
May	16	7
June	16	29
July	28	61
August	64	61
September	64	99
October	87	
November	138	
December	143	
January	180	
February	182	
March	223	
April	223	
May	250	
June	250	

QUALITY

	Quantity	Base Number	Contract	LHB	Wales
% of FP17s for the same patient ID Re-attending within 3 months - Children	3	102	2.9%	9.7%	10.9%
% of FP17s for the same patient ID Re-attending within 3 months - Adults	0	4	0.0%	14.3%	15.6%
% of FP17s for the same patient ID Re-attending between 3 & 9 months - Children	74	102	72.5%	54.8%	59.4%
% of FP17s for the same patient ID Re-attending between 3 & 9 months - Adults	3	4	75.0%	52.0%	55.5%
% of FP17s for Band 1 Urgent Courses	0	79	0.0%	9.5%	8.9%
% of FP17s Relating to Free Repair or Replacements	0	79	0.0%	0.8%	0.7%
% of FP17s Relating to Continuations	0	79	0.0%	0.6%	0.7%
% of Patients satisfied with the dentistry they have received	0	0	N/A	93.4%	93.6%
% of Patients satisfied with the time they had to wait for an appointment	0	0	N/A	89.2%	88.1%

* This is based on patients treated on this contract for their most recent course of treatment. Figures in italics indicate the base number of FP17s or Patient Questionnaire responses are less than 100. N/A is shown where the base number of responses is less than 10 during the period. % is calculated as Quantity/Base number*100

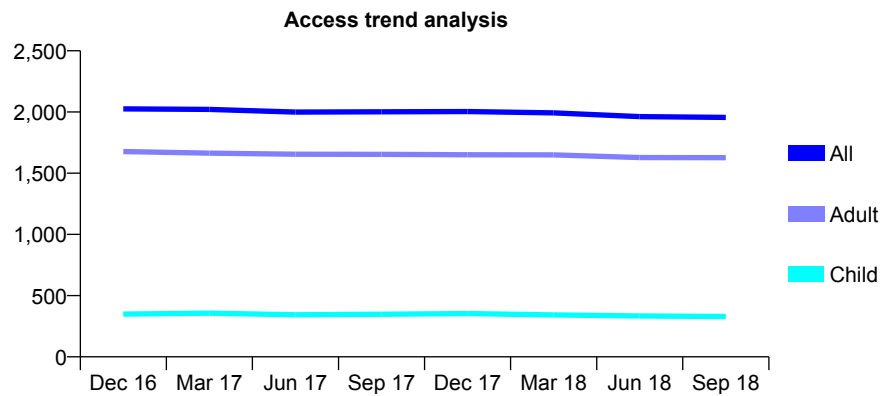
7A3 - Vital Signs At a Glance Contract Report for 331341/0001 - September 2018

Name or company name	MR AB LLEWELLYN
Contract type name	GDS Contract
Purpose of contract	General
Contract start date	01/04/2006
Contract end date	

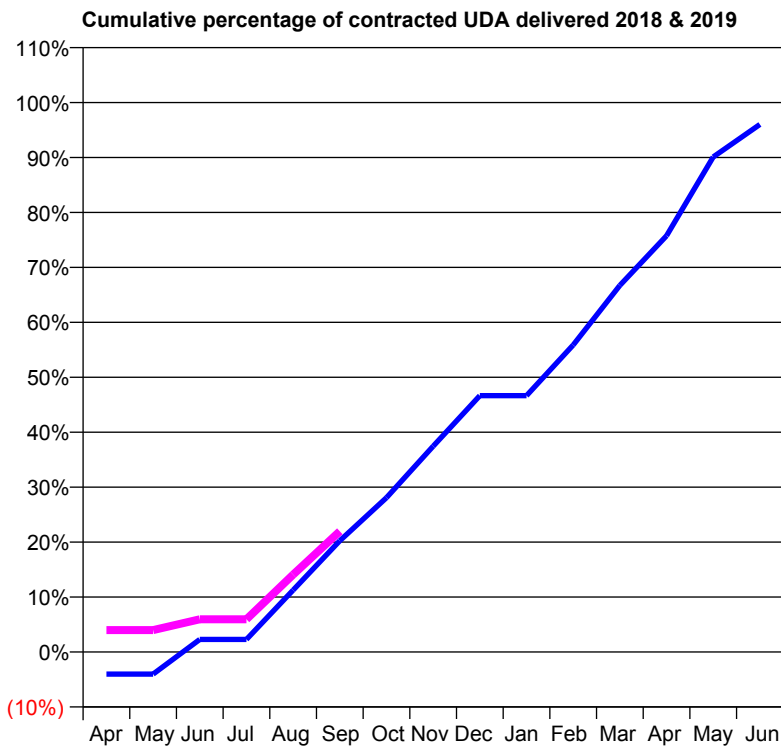
18/19 Contracted general activity (UDA)	7,188
Carry forward general activity (UDA)	-287
18/19 Contracted orthodontic activity (UOA)	0
Carry forward orthodontic activity (UOA)	0
Baseline contract value	£179,727.43

ACCESS*

Patients seen in 24 months	Total	Change since previous quarter
Quarter ending September 2017	2,002	
Quarter ending December 2017	2,004	→
Quarter ending March 2018	1,993	→
Quarter ending June 2018	1,962	↓
Quarter ending September 2018	1,956	→
Variance since September 2017	(2.3%)	↓



ACTIVITY



Month	Adjusted Scheduled Activity (UDA)	
	2018	2019
April	-290	287
May	-290	287
June	165	428
July	165	428
August	810	1,012
September	1,456	1,579
October	2,020	
November	2,692	
December	3,354	
January	3,354	
February	4,015	
March	4,795	
April	5,445	
May	6,476	
June	6,901	

QUALITY

	Quantity	Base Number	Contract	LHB	Wales
% of FP17s for the same patient ID Re-attending within 3 months - Children	20	294	6.8%	9.7%	10.9%
% of FP17s for the same patient ID Re-attending within 3 months - Adults	158	1,360	11.6%	14.3%	15.6%
% of FP17s for the same patient ID Re-attending between 3 & 9 months - Children	223	294	75.9%	54.8%	59.4%
% of FP17s for the same patient ID Re-attending between 3 & 9 months - Adults	779	1,360	57.3%	52.0%	55.5%
% of FP17s for Band 1 Urgent Courses	54	762	7.1%	9.5%	8.9%
% of FP17s Relating to Free Repair or Replacements	12	762	1.6%	0.8%	0.7%
% of FP17s Relating to Continuations	3	762	0.4%	0.6%	0.7%
% of Patients satisfied with the dentistry they have received	7	7	N/A	93.4%	93.6%
% of Patients satisfied with the time they had to wait for an appointment	7	7	N/A	89.2%	88.1%

* This is based on patients treated on this contract for their most recent course of treatment. Figures in italics indicate the base number of FP17s or Patient Questionnaire responses are less than 100. N/A is shown where the base number of responses is less than 10 during the period. % is calculated as Quantity/Base number*100

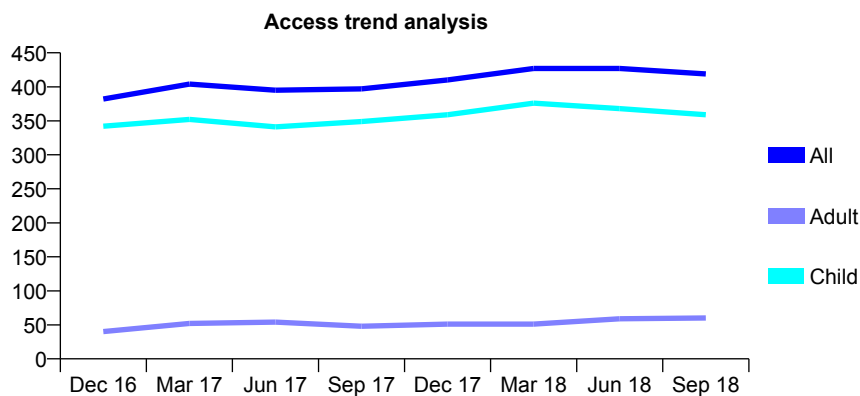
7A3 - Vital Signs At a Glance Contract Report for 567981/0001 - September 2018

Name or company name	MR PA RABAIOTTI
Contract type name	GDS Contract
Purpose of contract	General
Contract start date	01/04/2006
Contract end date	

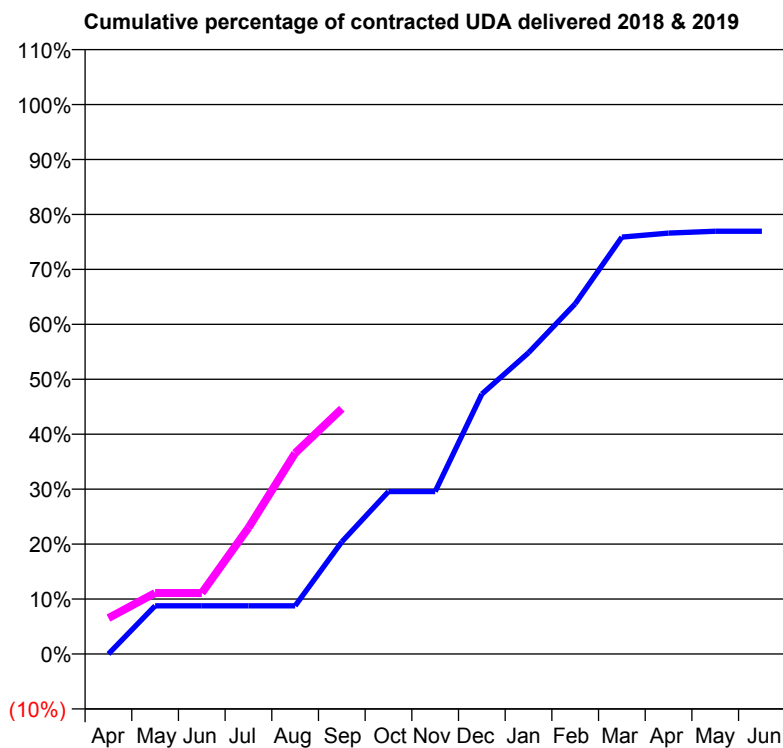
18/19 Contracted general activity (UDA)	950
Carry forward general activity (UDA)	0
18/19 Contracted orthodontic activity (UOA)	0
Carry forward orthodontic activity (UOA)	0
Baseline contract value	£28,475.43

ACCESS*

Patients seen in 24 months	Total	Change since previous quarter
Quarter ending September 2017	397	
Quarter ending December 2017	410	↑
Quarter ending March 2018	427	↑
Quarter ending June 2018	427	→
Quarter ending September 2018	419	↓
Variance since September 2017	5.5%	↑



ACTIVITY



Month	Adjusted Scheduled Activity (UDA)	
	2018	2019
April	0	62
May	83	105
June	83	105
July	83	218
August	83	347
September	194	424
October	281	
November	281	
December	449	
January	521	
February	605	
March	721	
April	728	
May	731	
June	731	

QUALITY

	Quantity	Base Number	Contract	LHB	Wales
% of FP17s for the same patient ID Re-attending within 3 months - Children	21	266	7.9%	9.7%	10.9%
% of FP17s for the same patient ID Re-attending within 3 months - Adults	1	15	6.7%	14.3%	15.6%
% of FP17s for the same patient ID Re-attending between 3 & 9 months - Children	161	266	60.5%	54.8%	59.4%
% of FP17s for the same patient ID Re-attending between 3 & 9 months - Adults	9	15	60.0%	52.0%	55.5%
% of FP17s for Band 1 Urgent Courses	15	275	5.5%	9.5%	8.9%
% of FP17s Relating to Free Repair or Replacements	0	275	0.0%	0.8%	0.7%
% of FP17s Relating to Continuations	6	275	2.2%	0.6%	0.7%
% of Patients satisfied with the dentistry they have received	2	2	N/A	93.4%	93.6%
% of Patients satisfied with the time they had to wait for an appointment	2	2	N/A	89.2%	88.1%

* This is based on patients treated on this contract for their most recent course of treatment. Figures in italics indicate the base number of FP17s or Patient Questionnaire responses are less than 100. N/A is shown where the base number of responses is less than 10 during the period. % is calculated as Quantity/Base number*100

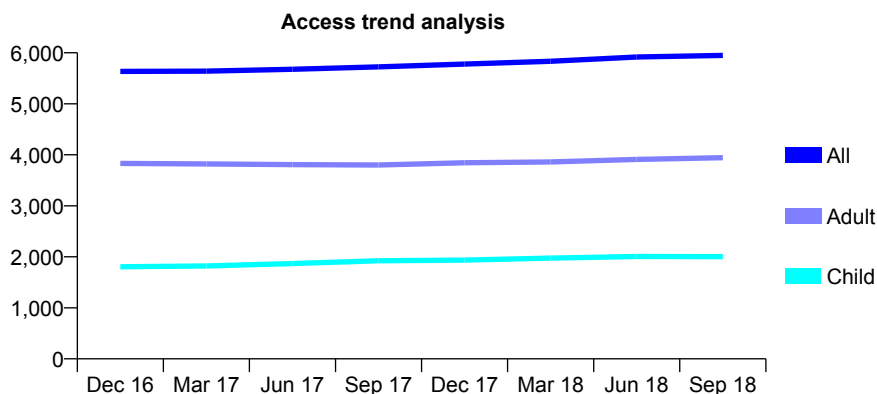
7A3 - Vital Signs At a Glance Contract Report for 570249/0001 - September 2018

Name or company name	MR JD ISAAC
Contract type name	GDS Contract
Purpose of contract	General
Contract start date	01/04/2006
Contract end date	

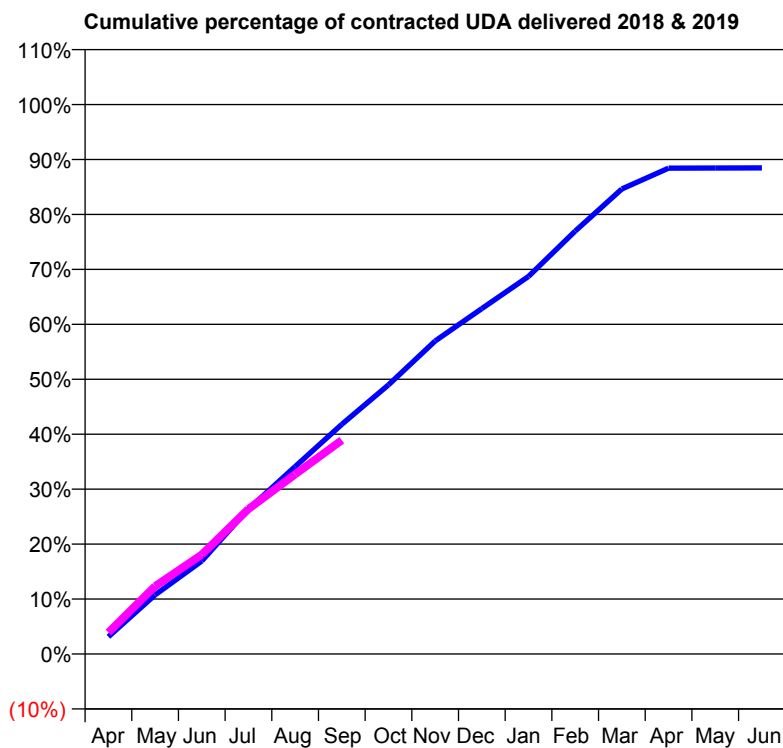
18/19 Contracted general activity (UDA)	18,024
Carry forward general activity (UDA)	0
18/19 Contracted orthodontic activity (UOA)	0
Carry forward orthodontic activity (UOA)	0
Baseline contract value	£456,072.19

ACCESS*

Patients seen in 24 months	Total	Change since previous quarter
Quarter ending September 2017	5,724	
Quarter ending December 2017	5,779	→
Quarter ending March 2018	5,834	→
Quarter ending June 2018	5,917	→
Quarter ending September 2018	5,948	→
Variance since September 2017	3.9%	↑



ACTIVITY



Month	Adjusted Scheduled Activity (UDA)	
	2018	2019
April	565	707
May	1,942	2,223
June	3,050	3,260
July	4,757	4,756
August	6,148	5,893
September	7,536	7,012
October	8,828	
November	10,270	
December	11,330	
January	12,385	
February	13,872	
March	15,254	
April	15,938	
May	15,939	
June	15,944	

QUALITY

	Quantity	Base Number	Contract	LHB	Wales
% of FP17s for the same patient ID Re-attending within 3 months - Children	59	1,284	4.6%	9.7%	10.9%
% of FP17s for the same patient ID Re-attending within 3 months - Adults	276	2,546	10.8%	14.3%	15.6%
% of FP17s for the same patient ID Re-attending between 3 & 9 months - Children	562	1,284	43.8%	54.8%	59.4%
% of FP17s for the same patient ID Re-attending between 3 & 9 months - Adults	996	2,546	39.1%	52.0%	55.5%
% of FP17s for Band 1 Urgent Courses	316	3,534	8.9%	9.5%	8.9%
% of FP17s Relating to Free Repair or Replacements	24	3,534	0.7%	0.8%	0.7%
% of FP17s Relating to Continuations	8	3,534	0.2%	0.6%	0.7%
% of Patients satisfied with the dentistry they have received	14	15	93.3%	93.4%	93.6%
% of Patients satisfied with the time they had to wait for an appointment	15	15	100.0%	89.2%	88.1%

* This is based on patients treated on this contract for their most recent course of treatment. Figures in italics indicate the base number of FP17s or Patient Questionnaire responses are less than 100. N/A is shown where the base number of responses is less than 10 during the period. % is calculated as Quantity/Base number*100

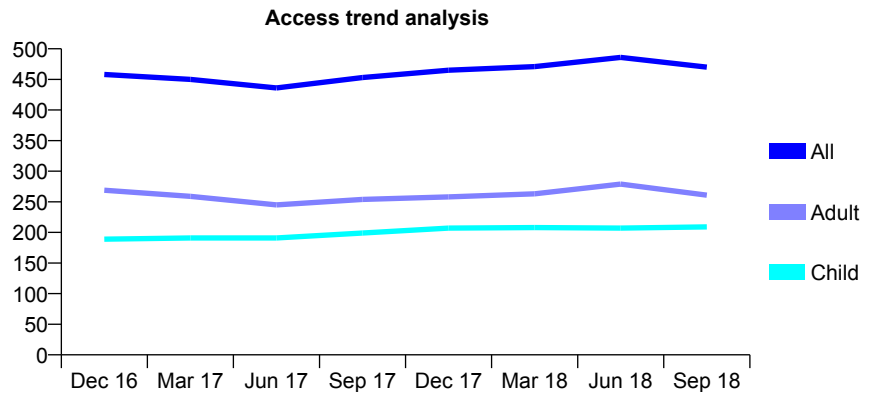
7A3 - Vital Signs At a Glance Contract Report for 570354/0001 - September 2018

Name or company name	MRS HJ JOHN
Contract type name	GDS Contract
Purpose of contract	General
Contract start date	01/04/2006
Contract end date	

18/19 Contracted general activity (UDA)	1,000
Carry forward general activity (UDA)	-46
18/19 Contracted orthodontic activity (UOA)	0
Carry forward orthodontic activity (UOA)	0
Baseline contract value	£26,742.64

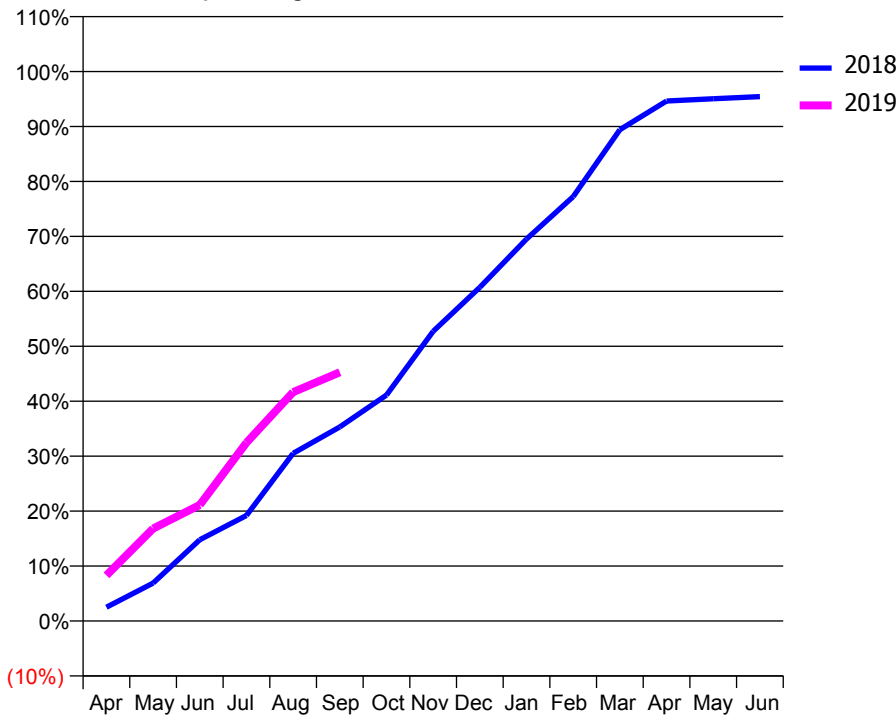
ACCESS*

Patients seen in 24 months	Total	Change since previous quarter
Quarter ending September 2017	453	
Quarter ending December 2017	465	↑
Quarter ending March 2018	471	→
Quarter ending June 2018	486	↑
Quarter ending September 2018	470	↓
Variance since September 2017	3.8%	↑



ACTIVITY

Cumulative percentage of contracted UDA delivered 2018 & 2019



Month	Adjusted Scheduled Activity (UDA)	
	2018	2019
April	25	83
May	69	168
June	148	211
July	192	325
August	305	417
September	353	453
October	411	
November	527	
December	607	
January	695	
February	772	
March	894	
April	946	
May	950	
June	954	

QUALITY

	Quantity	Base Number	Contract	LHB	Wales
% of FP17s for the same patient ID Re-attending within 3 months - Children	17	208	8.2%	9.7%	10.9%
% of FP17s for the same patient ID Re-attending within 3 months - Adults	12	141	8.5%	14.3%	15.6%
% of FP17s for the same patient ID Re-attending between 3 & 9 months - Children	162	208	77.9%	54.8%	59.4%
% of FP17s for the same patient ID Re-attending between 3 & 9 months - Adults	67	141	47.5%	52.0%	55.5%
% of FP17s for Band 1 Urgent Courses	4	312	1.3%	9.5%	8.9%
% of FP17s Relating to Free Repair or Replacements	0	312	0.0%	0.8%	0.7%
% of FP17s Relating to Continuations	0	312	0.0%	0.6%	0.7%
% of Patients satisfied with the dentistry they have received	0	0	N/A	93.4%	93.6%
% of Patients satisfied with the time they had to wait for an appointment	0	0	N/A	89.2%	88.1%

* This is based on patients treated on this contract for their most recent course of treatment. Figures in italics indicate the base number of FP17s or Patient Questionnaire responses are less than 100. N/A is shown where the base number of responses is less than 10 during the period. % is calculated as Quantity/Base number*100

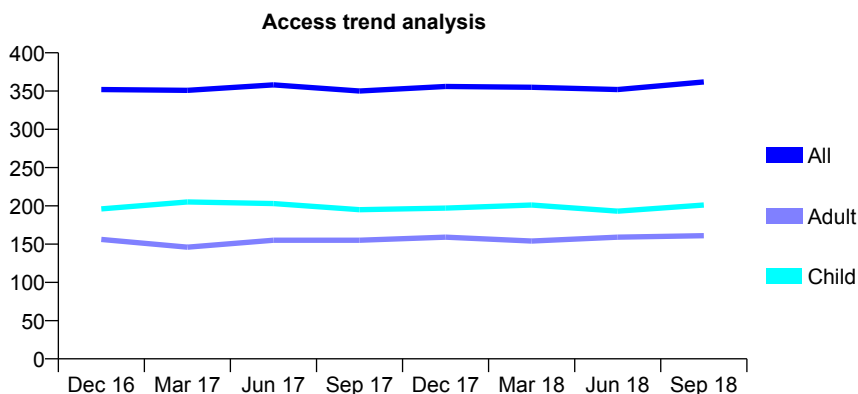
7A3 - Vital Signs At a Glance Contract Report for 652105/0001 - September 2018

Name or company name	MR HJ PRICE
Contract type name	GDS Contract
Purpose of contract	General
Contract start date	01/04/2006
Contract end date	

18/19 Contracted general activity (UDA)	850
Carry forward general activity (UDA)	0
18/19 Contracted orthodontic activity (UOA)	0
Carry forward orthodontic activity (UOA)	0
Baseline contract value	£19,202.13

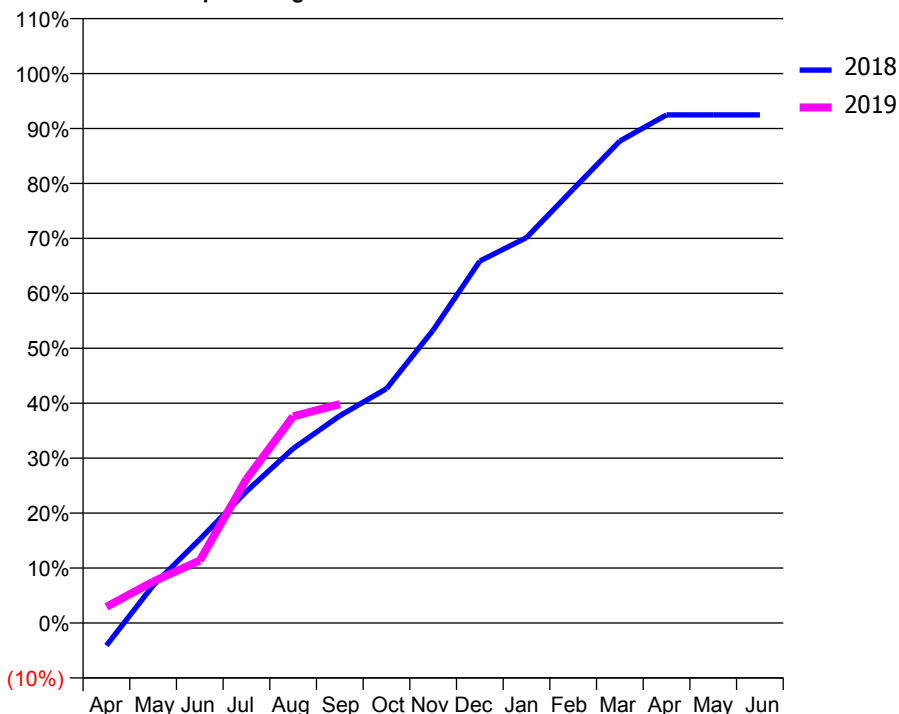
ACCESS*

Patients seen in 24 months	Total	Change since previous quarter
Quarter ending September 2017	350	
Quarter ending December 2017	356	→
Quarter ending March 2018	355	→
Quarter ending June 2018	352	→
Quarter ending September 2018	362	↑
Variance since September 2017	3.4%	↑



ACTIVITY

Cumulative percentage of contracted UDA delivered 2018 & 2019



Month	Adjusted Scheduled Activity (UDA)	
	2018	2019
April	-35	25
May	58	64
June	129	97
July	204	223
August	270	320
September	321	339
October	363	
November	453	
December	560	
January	596	
February	671	
March	746	
April	786	
May	786	
June	786	

QUALITY

	Quantity	Base Number	Contract	LHB	Wales
% of FP17s for the same patient ID Re-attending within 3 months - Children	8	134	6.0%	9.7%	10.9%
% of FP17s for the same patient ID Re-attending within 3 months - Adults	13	95	13.7%	14.3%	15.6%
% of FP17s for the same patient ID Re-attending between 3 & 9 months - Children	82	134	61.2%	54.8%	59.4%
% of FP17s for the same patient ID Re-attending between 3 & 9 months - Adults	47	95	49.5%	52.0%	55.5%
% of FP17s for Band 1 Urgent Courses	13	202	6.4%	9.5%	8.9%
% of FP17s Relating to Free Repair or Replacements	1	202	0.5%	0.8%	0.7%
% of FP17s Relating to Continuations	0	202	0.0%	0.6%	0.7%
% of Patients satisfied with the dentistry they have received	1	1	N/A	93.4%	93.6%
% of Patients satisfied with the time they had to wait for an appointment	1	1	N/A	89.2%	88.1%

* This is based on patients treated on this contract for their most recent course of treatment. Figures in italics indicate the base number of FP17s or Patient Questionnaire responses are less than 100. N/A is shown where the base number of responses is less than 10 during the period. % is calculated as Quantity/Base number*100

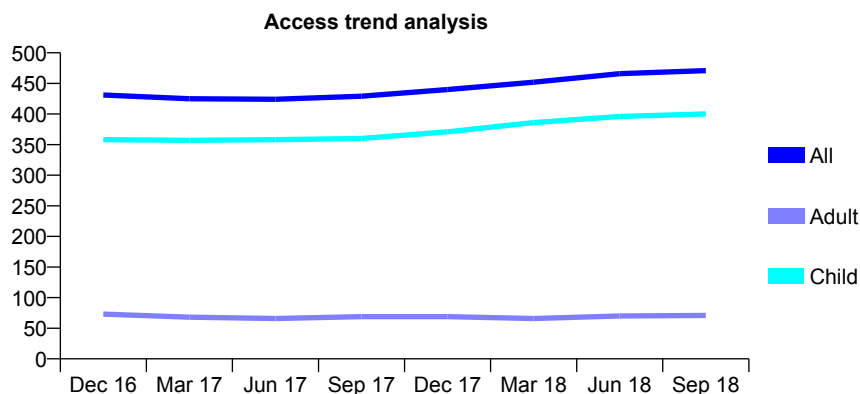
7A3 - Vital Signs At a Glance Contract Report for 653721/0001 - September 2018

Name or company name	MR CJ DAVISON
Contract type name	GDS Contract
Purpose of contract	General
Contract start date	01/04/2006
Contract end date	

18/19 Contracted general activity (UDA)	1,070
Carry forward general activity (UDA)	0
18/19 Contracted orthodontic activity (UOA)	0
Carry forward orthodontic activity (UOA)	0
Baseline contract value	£26,746.81

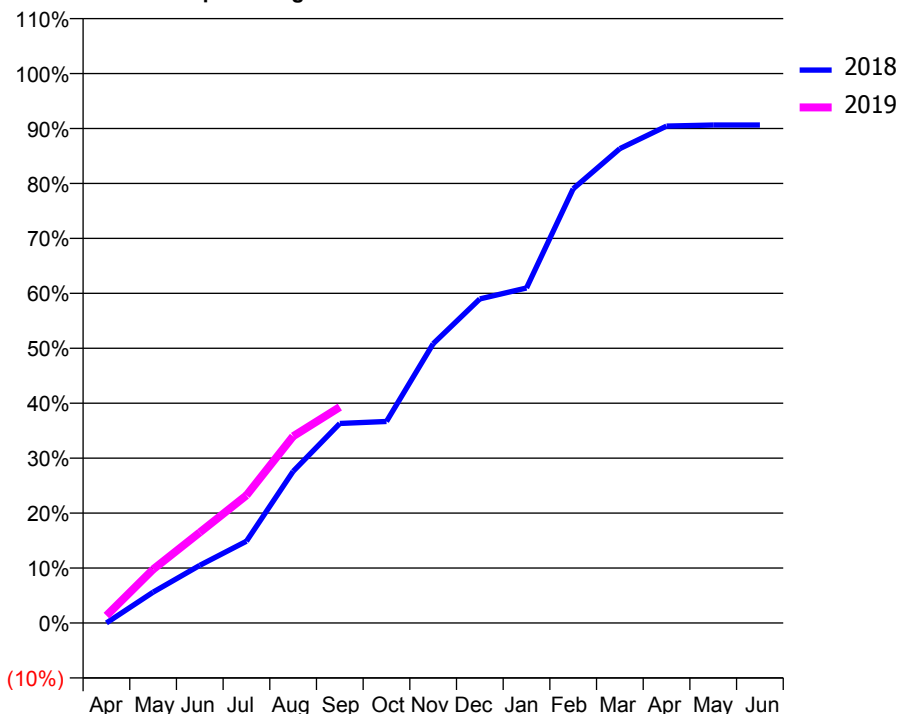
ACCESS*

Patients seen in 24 months	Total	Change since previous quarter
Quarter ending September 2017	429	
Quarter ending December 2017	440	↑
Quarter ending March 2018	452	↑
Quarter ending June 2018	466	↑
Quarter ending September 2018	471	→
Variance since September 2017	9.8%	↑



ACTIVITY

Cumulative percentage of contracted UDA delivered 2018 & 2019



Month	Adjusted Scheduled Activity (UDA)	
	2018	2019
April	0	14
May	60	104
June	112	176
July	159	249
August	295	364
September	389	421
October	393	
November	544	
December	631	
January	652	
February	846	
March	924	
April	968	
May	970	
June	970	

QUALITY

	Quantity	Base Number	Contract	LHB	Wales
% of FP17s for the same patient ID Re-attending within 3 months - Children	23	336	6.8%	9.7%	10.9%
% of FP17s for the same patient ID Re-attending within 3 months - Adults	1	21	4.8%	14.3%	15.6%
% of FP17s for the same patient ID Re-attending between 3 & 9 months - Children	234	336	69.6%	54.8%	59.4%
% of FP17s for the same patient ID Re-attending between 3 & 9 months - Adults	16	21	76.2%	52.0%	55.5%
% of FP17s for Band 1 Urgent Courses	3	307	1.0%	9.5%	8.9%
% of FP17s Relating to Free Repair or Replacements	0	307	0.0%	0.8%	0.7%
% of FP17s Relating to Continuations	1	307	0.3%	0.6%	0.7%
% of Patients satisfied with the dentistry they have received	0	0	N/A	93.4%	93.6%
% of Patients satisfied with the time they had to wait for an appointment	0	0	N/A	89.2%	88.1%

* This is based on patients treated on this contract for their most recent course of treatment. Figures in italics indicate the base number of FP17s or Patient Questionnaire responses are less than 100. N/A is shown where the base number of responses is less than 10 during the period. % is calculated as Quantity/Base number*100

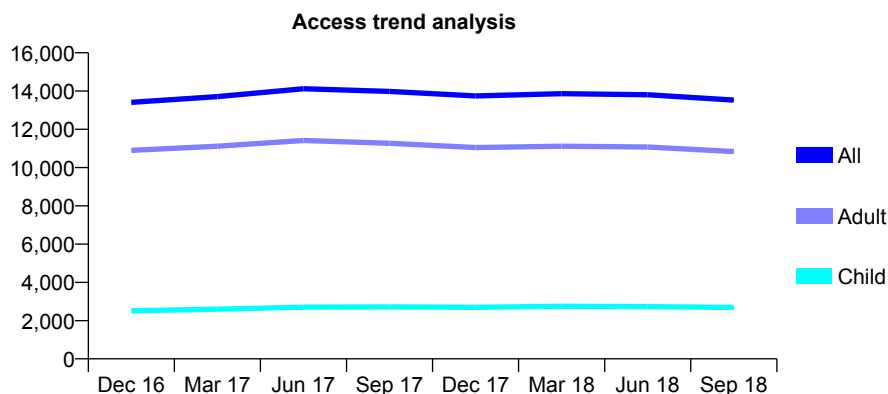
7A3 - Vital Signs At a Glance Contract Report for 682632/0002 - September 2018

Name or company name	Crescent Dental Ltd
Contract type name	GDS Contract
Purpose of contract	General
Contract start date	01/08/2008
Contract end date	

18/19 Contracted general activity (UDA)	40,703
Carry forward general activity (UDA)	0
18/19 Contracted orthodontic activity (UOA)	0
Carry forward orthodontic activity (UOA)	0
Baseline contract value	£1,017,419.81

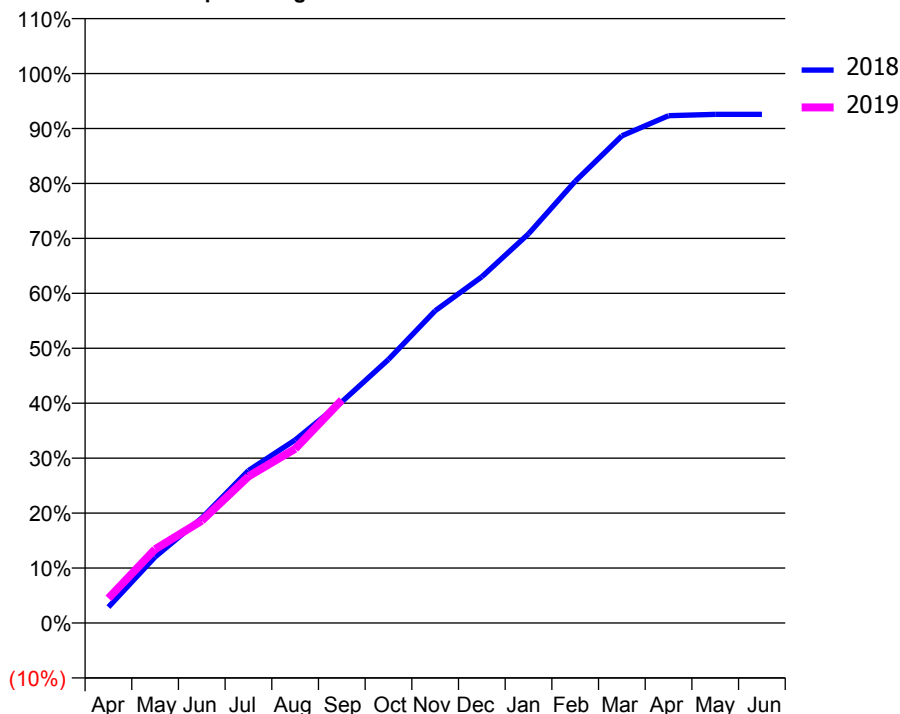
ACCESS*

Patients seen in 24 months	Total	Change since previous quarter
Quarter ending September 2017	13,985	
Quarter ending December 2017	13,744	↓
Quarter ending March 2018	13,860	→
Quarter ending June 2018	13,808	→
Quarter ending September 2018	13,529	↓
Variance since September 2017	(3.3%)	↓



ACTIVITY

Cumulative percentage of contracted UDA delivered 2018 & 2019



Month	Adjusted Scheduled Activity (UDA)	
	2018	2019
April	1,181	1,835
May	4,890	5,469
June	7,774	7,576
July	11,291	10,855
August	13,560	12,907
September	16,384	16,522
October	19,522	
November	23,129	
December	25,644	
January	28,831	
February	32,718	
March	36,090	
April	37,576	
May	37,675	
June	37,676	

QUALITY

	Quantity	Base Number	Contract	LHB	Wales
% of FP17s for the same patient ID Re-attending within 3 months - Children	119	1,913	6.2%	9.7%	10.9%
% of FP17s for the same patient ID Re-attending within 3 months - Adults	1,099	8,255	13.3%	14.3%	15.6%
% of FP17s for the same patient ID Re-attending between 3 & 9 months - Children	1,124	1,913	58.8%	54.8%	59.4%
% of FP17s for the same patient ID Re-attending between 3 & 9 months - Adults	4,827	8,255	58.5%	52.0%	55.5%
% of FP17s for Band 1 Urgent Courses	827	8,696	9.5%	9.5%	8.9%
% of FP17s Relating to Free Repair or Replacements	123	8,696	1.4%	0.8%	0.7%
% of FP17s Relating to Continuations	42	8,696	0.5%	0.6%	0.7%
% of Patients satisfied with the dentistry they have received	23	27	85.2%	93.4%	93.6%
% of Patients satisfied with the time they had to wait for an appointment	22	27	81.5%	89.2%	88.1%

* This is based on patients treated on this contract for their most recent course of treatment. Figures in italics indicate the base number of FP17s or Patient Questionnaire responses are less than 100. N/A is shown where the base number of responses is less than 10 during the period. % is calculated as Quantity/Base number*100

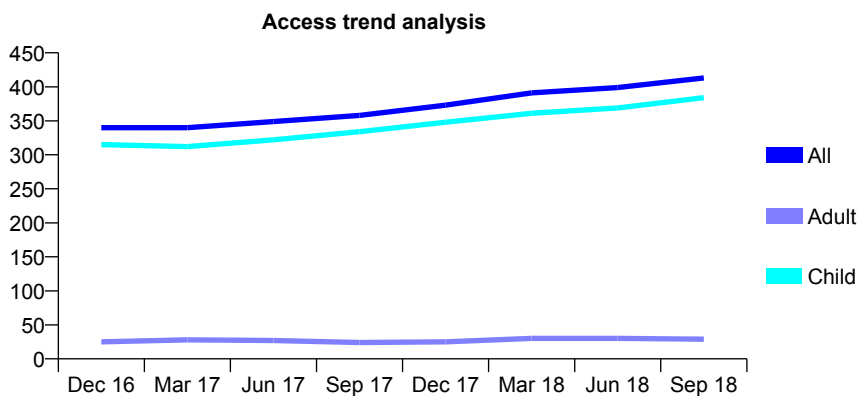
7A3 - Vital Signs At a Glance Contract Report for 724998/0001 - September 2018

Name or company name	MR AH BEAK
Contract type name	GDS Contract
Purpose of contract	General
Contract start date	01/04/2006
Contract end date	

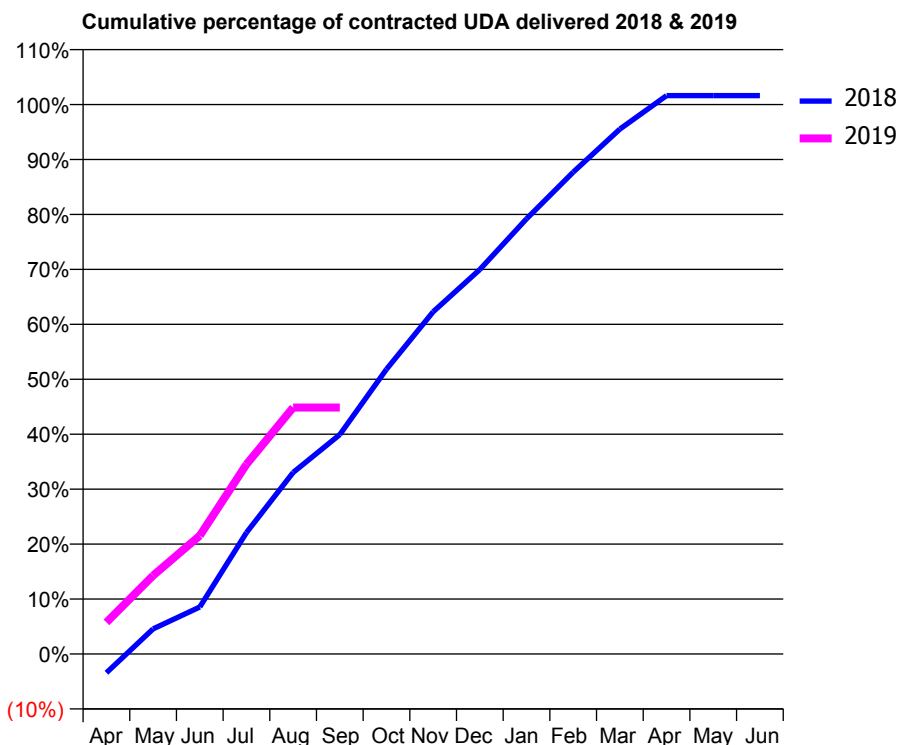
18/19 Contracted general activity (UDA)	780
Carry forward general activity (UDA)	0
18/19 Contracted orthodontic activity (UOA)	0
Carry forward orthodontic activity (UOA)	0
Baseline contract value	£19,614.87

ACCESS*

Patients seen in 24 months	Total	Change since previous quarter
Quarter ending September 2017	358	
Quarter ending December 2017	373	↑
Quarter ending March 2018	391	↑
Quarter ending June 2018	399	↑
Quarter ending September 2018	413	↑
Variance since September 2017	15.4%	↑



ACTIVITY



Month	Adjusted Scheduled Activity (UDA)	
	2018	2019
April	-27	45
May	36	111
June	67	168
July	172	269
August	258	350
September	311	350
October	404	
November	486	
December	546	
January	618	
February	684	
March	745	
April	793	
May	793	
June	793	

QUALITY

	Quantity	Base Number	Contract	LHB	Wales
% of FP17s for the same patient ID Re-attending within 3 months - Children	16	284	5.6%	9.7%	10.9%
% of FP17s for the same patient ID Re-attending within 3 months - Adults	0	1	0.0%	14.3%	15.6%
% of FP17s for the same patient ID Re-attending between 3 & 9 months - Children	190	284	66.9%	54.8%	59.4%
% of FP17s for the same patient ID Re-attending between 3 & 9 months - Adults	1	1	100.0%	52.0%	55.5%
% of FP17s for Band 1 Urgent Courses	9	248	3.6%	9.5%	8.9%
% of FP17s Relating to Free Repair or Replacements	0	248	0.0%	0.8%	0.7%
% of FP17s Relating to Continuations	4	248	1.6%	0.6%	0.7%
% of Patients satisfied with the dentistry they have received	0	0	N/A	93.4%	93.6%
% of Patients satisfied with the time they had to wait for an appointment	0	0	N/A	89.2%	88.1%

* This is based on patients treated on this contract for their most recent course of treatment. Figures in italics indicate the base number of FP17s or Patient Questionnaire responses are less than 100. N/A is shown where the base number of responses is less than 10 during the period. % is calculated as Quantity/Base number*100

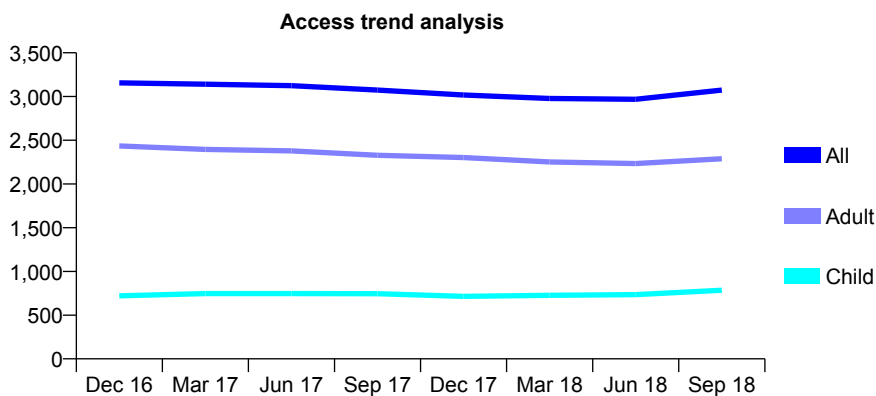
7A3 - Vital Signs At a Glance Contract Report for 725390/0001 - September 2018

Name or company name	R Kadenhe
Contract type name	GDS Contract
Purpose of contract	General
Contract start date	01/04/2006
Contract end date	

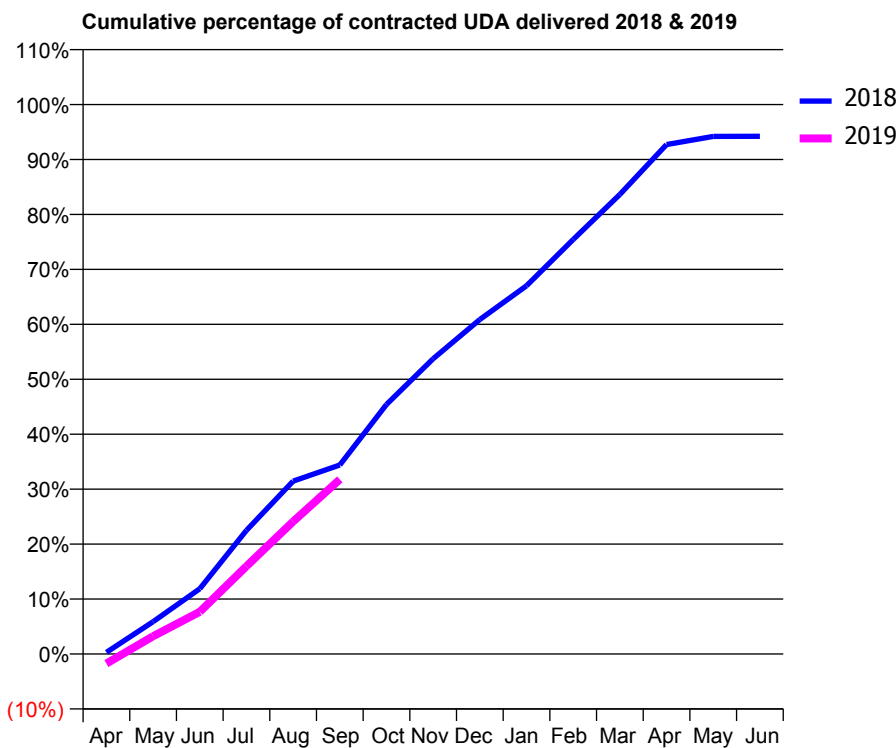
18/19 Contracted general activity (UDA)	11,888
Carry forward general activity (UDA)	474
18/19 Contracted orthodontic activity (UOA)	0
Carry forward orthodontic activity (UOA)	0
Baseline contract value	£297,258.68

ACCESS*

Patients seen in 24 months	Total	Change since previous quarter
Quarter ending September 2017	3,073	
Quarter ending December 2017	3,017	↓
Quarter ending March 2018	2,978	↓
Quarter ending June 2018	2,968	→
Quarter ending September 2018	3,073	↑
Variance since September 2017	0.0%	→



ACTIVITY



Month	Adjusted Scheduled Activity (UDA)	
	2018	2019
April	29	-210
May	566	386
June	1,141	913
July	2,160	1,901
August	3,020	2,865
September	3,302	3,779
October	4,361	
November	5,160	
December	5,843	
January	6,433	
February	7,242	
March	8,030	
April	8,901	
May	9,042	
June	9,046	

QUALITY

	Quantity	Base Number	Contract	LHB	Wales
% of FP17s for the same patient ID Re-attending within 3 months - Children	27	489	5.5%	9.7%	10.9%
% of FP17s for the same patient ID Re-attending within 3 months - Adults	269	1,598	16.8%	14.3%	15.6%
% of FP17s for the same patient ID Re-attending between 3 & 9 months - Children	162	489	33.1%	54.8%	59.4%
% of FP17s for the same patient ID Re-attending between 3 & 9 months - Adults	613	1,598	38.4%	52.0%	55.5%
% of FP17s for Band 1 Urgent Courses	139	1,825	7.6%	9.5%	8.9%
% of FP17s Relating to Free Repair or Replacements	16	1,825	0.9%	0.8%	0.7%
% of FP17s Relating to Continuations	15	1,825	0.8%	0.6%	0.7%
% of Patients satisfied with the dentistry they have received	7	9	N/A	93.4%	93.6%
% of Patients satisfied with the time they had to wait for an appointment	7	9	N/A	89.2%	88.1%

* This is based on patients treated on this contract for their most recent course of treatment. Figures in italics indicate the base number of FP17s or Patient Questionnaire responses are less than 100. N/A is shown where the base number of responses is less than 10 during the period. % is calculated as Quantity/Base number*100

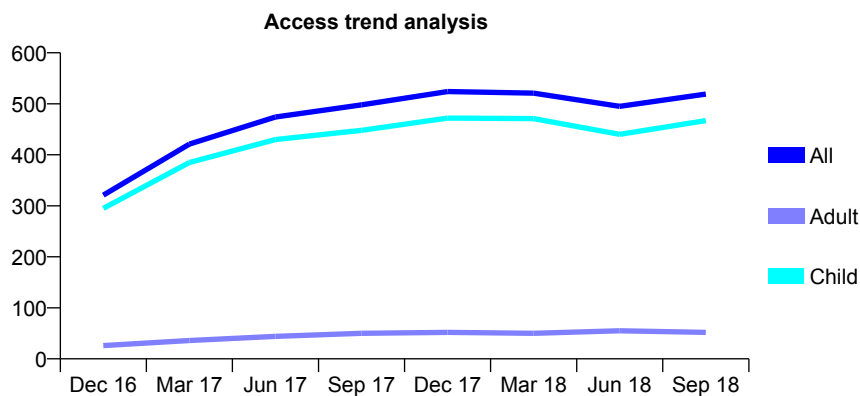
7A3 - Vital Signs At a Glance Contract Report for 737100/0001 - September 2018

Name or company name	MISS NL YOUNG
Contract type name	GDS Contract
Purpose of contract	General
Contract start date	01/04/2006
Contract end date	

18/19 Contracted general activity (UDA)	1,862
Carry forward general activity (UDA)	-32
18/19 Contracted orthodontic activity (UOA)	0
Carry forward orthodontic activity (UOA)	0
Baseline contract value	£42,563.23

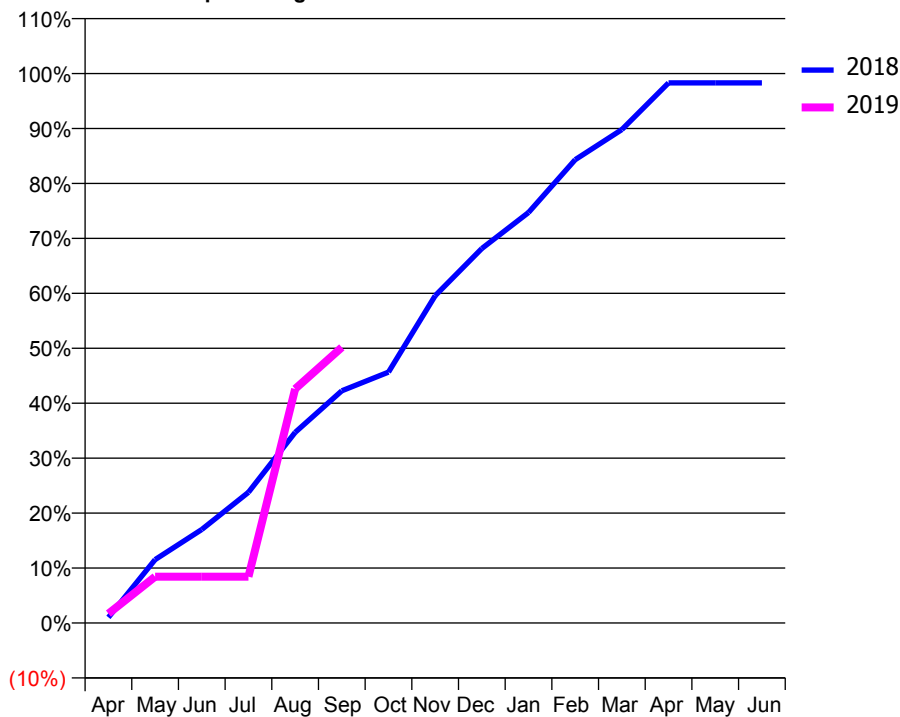
ACCESS*

Patients seen in 24 months	Total	Change since previous quarter
Quarter ending September 2017	498	
Quarter ending December 2017	524	↑
Quarter ending March 2018	521	→
Quarter ending June 2018	495	↓
Quarter ending September 2018	519	↑
Variance since September 2017	4.2%	↑



ACTIVITY

Cumulative percentage of contracted UDA delivered 2018 & 2019



Adjusted Scheduled Activity (UDA)

Month	2018	2019
April	19	32
May	215	157
June	317	157
July	443	157
August	646	793
September	787	934
October	850	
November	1,109	
December	1,269	
January	1,391	
February	1,570	
March	1,672	
April	1,830	
May	1,830	
June	1,830	

QUALITY

	Quantity	Base Number	Contract	LHB	Wales
% of FP17s for the same patient ID Re-attending within 3 months - Children	125	610	20.5%	9.7%	10.9%
% of FP17s for the same patient ID Re-attending within 3 months - Adults	5	18	27.8%	14.3%	15.6%
% of FP17s for the same patient ID Re-attending between 3 & 9 months - Children	386	610	63.3%	54.8%	59.4%
% of FP17s for the same patient ID Re-attending between 3 & 9 months - Adults	10	18	55.6%	52.0%	55.5%
% of FP17s for Band 1 Urgent Courses	0	539	0.0%	9.5%	8.9%
% of FP17s Relating to Free Repair or Replacements	0	539	0.0%	0.8%	0.7%
% of FP17s Relating to Continuations	0	539	0.0%	0.6%	0.7%
% of Patients satisfied with the dentistry they have received	0	0	N/A	93.4%	93.6%
% of Patients satisfied with the time they had to wait for an appointment	0	0	N/A	89.2%	88.1%

* This is based on patients treated on this contract for their most recent course of treatment. Figures in italics indicate the base number of FP17s or Patient Questionnaire responses are less than 100. N/A is shown where the base number of responses is less than 10 during the period. % is calculated as Quantity/Base number*100

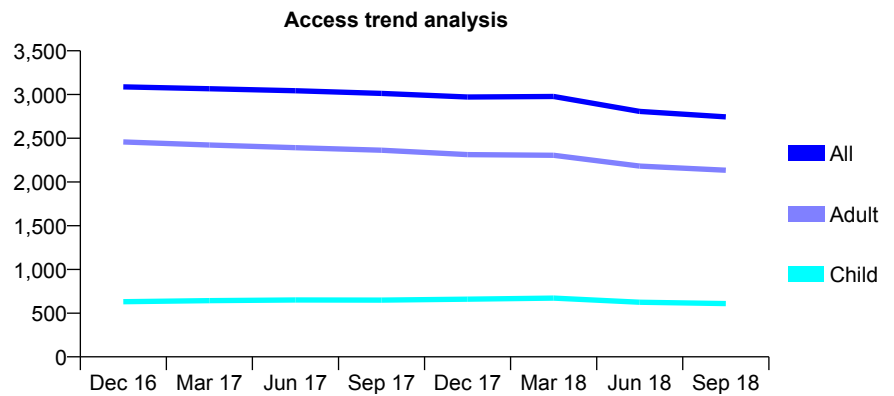
7A3 - Vital Signs At a Glance Contract Report for 746339/0001 - September 2018

Name or company name	MISS CE MEEK
Contract type name	GDS Contract
Purpose of contract	General
Contract start date	01/04/2006
Contract end date	

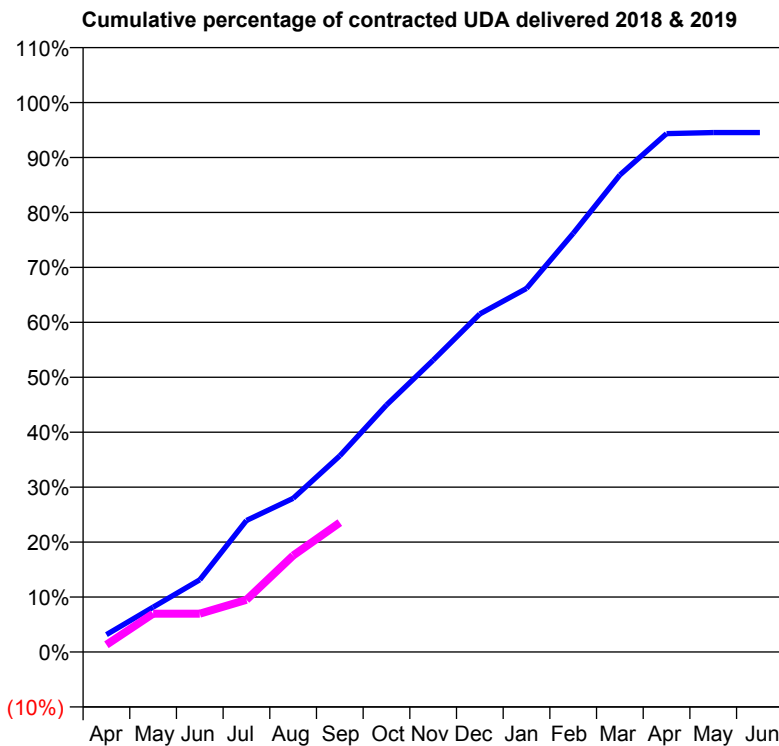
18/19 Contracted general activity (UDA)	6,583
Carry forward general activity (UDA)	0
18/19 Contracted orthodontic activity (UOA)	0
Carry forward orthodontic activity (UOA)	0
Baseline contract value	£168,063.99

ACCESS*

Patients seen in 24 months	Total	Change since previous quarter
Quarter ending September 2017	3,012	
Quarter ending December 2017	2,972	↓
Quarter ending March 2018	2,977	→
Quarter ending June 2018	2,807	↓
Quarter ending September 2018	2,745	↓
Variance since September 2017	(8.9%)	↓



ACTIVITY



Month	Adjusted Scheduled Activity (UDA)	
	2018	2019
April	239	86
May	619	459
June	997	459
July	1,816	626
August	2,121	1,155
September	2,708	1,551
October	3,410	
November	4,028	
December	4,666	
January	5,018	
February	5,777	
March	6,583	
April	7,153	
May	7,168	
June	7,168	

QUALITY

	Quantity	Base Number	Contract	LHB	Wales
% of FP17s for the same patient ID Re-attending within 3 months - Children	11	279	3.9%	9.7%	10.9%
% of FP17s for the same patient ID Re-attending within 3 months - Adults	57	895	6.4%	14.3%	15.6%
% of FP17s for the same patient ID Re-attending between 3 & 9 months - Children	135	279	48.4%	54.8%	59.4%
% of FP17s for the same patient ID Re-attending between 3 & 9 months - Adults	385	895	43.0%	52.0%	55.5%
% of FP17s for Band 1 Urgent Courses	59	894	6.6%	9.5%	8.9%
% of FP17s Relating to Free Repair or Replacements	7	894	0.8%	0.8%	0.7%
% of FP17s Relating to Continuations	6	894	0.7%	0.6%	0.7%
% of Patients satisfied with the dentistry they have received	10	10	100.0%	93.4%	93.6%
% of Patients satisfied with the time they had to wait for an appointment	10	10	100.0%	89.2%	88.1%

* This is based on patients treated on this contract for their most recent course of treatment. Figures in italics indicate the base number of FP17s or Patient Questionnaire responses are less than 100. N/A is shown where the base number of responses is less than 10 during the period. % is calculated as Quantity/Base number*100

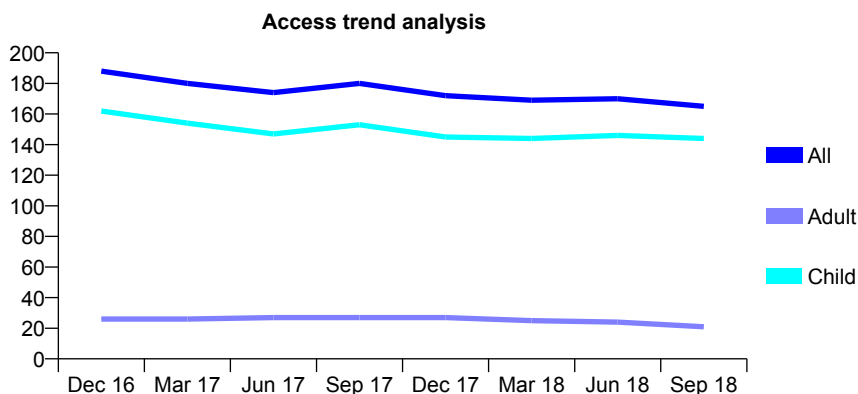
7A3 - Vital Signs At a Glance Contract Report for 760935/0001 - September 2018

Name or company name	MISS RL GRONOW
Contract type name	GDS Contract
Purpose of contract	General
Contract start date	01/04/2006
Contract end date	

18/19 Contracted general activity (UDA)	368
Carry forward general activity (UDA)	0
18/19 Contracted orthodontic activity (UOA)	0
Carry forward orthodontic activity (UOA)	0
Baseline contract value	£9,668.00

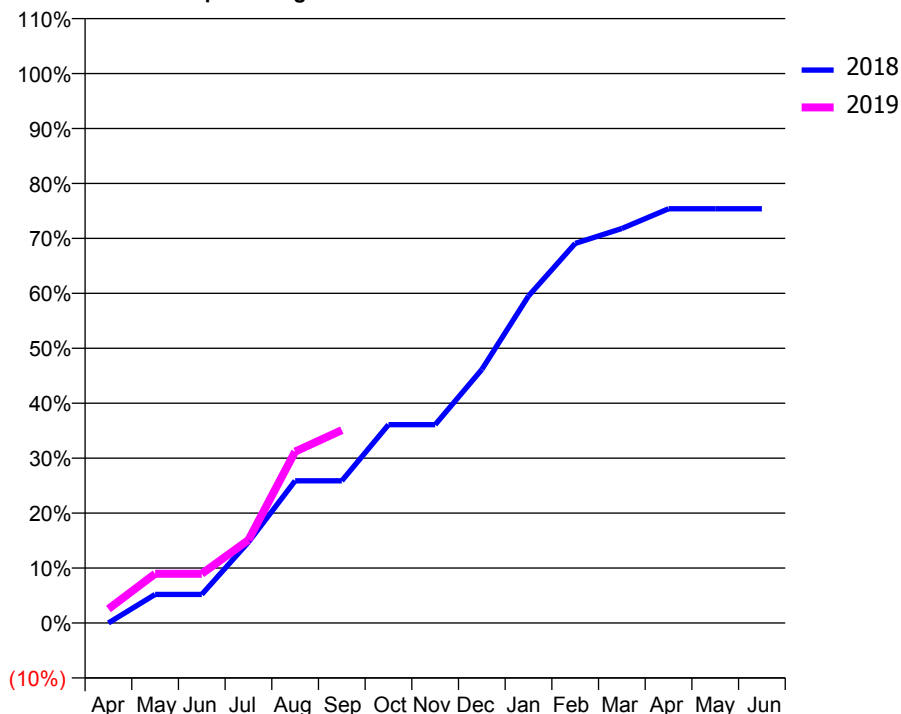
ACCESS*

Patients seen in 24 months	Total	Change since previous quarter
Quarter ending September 2017	180	
Quarter ending December 2017	172	↓
Quarter ending March 2018	169	↓
Quarter ending June 2018	170	→
Quarter ending September 2018	165	↓
Variance since September 2017	(8.3%)	↓



ACTIVITY

Cumulative percentage of contracted UDA delivered 2018 & 2019



Adjusted Scheduled Activity (UDA)

Month	2018	2019
April	0	9
May	19	33
June	19	33
July	54	56
August	95	115
September	95	129
October	133	
November	133	
December	170	
January	219	
February	254	
March	264	
April	277	
May	277	
June	277	

QUALITY

	Quantity	Base Number	Contract	LHB	Wales
% of FP17s for the same patient ID Re-attending within 3 months - Children	5	87	5.7%	9.7%	10.9%
% of FP17s for the same patient ID Re-attending within 3 months - Adults	3	10	30.0%	14.3%	15.6%
% of FP17s for the same patient ID Re-attending between 3 & 9 months - Children	42	87	48.3%	54.8%	59.4%
% of FP17s for the same patient ID Re-attending between 3 & 9 months - Adults	5	10	50.0%	52.0%	55.5%
% of FP17s for Band 1 Urgent Courses	11	86	12.8%	9.5%	8.9%
% of FP17s Relating to Free Repair or Replacements	0	86	0.0%	0.8%	0.7%
% of FP17s Relating to Continuations	1	86	1.2%	0.6%	0.7%
% of Patients satisfied with the dentistry they have received	0	0	N/A	93.4%	93.6%
% of Patients satisfied with the time they had to wait for an appointment	0	0	N/A	89.2%	88.1%

* This is based on patients treated on this contract for their most recent course of treatment. Figures in italics indicate the base number of FP17s or Patient Questionnaire responses are less than 100. N/A is shown where the base number of responses is less than 10 during the period. % is calculated as Quantity/Base number*100

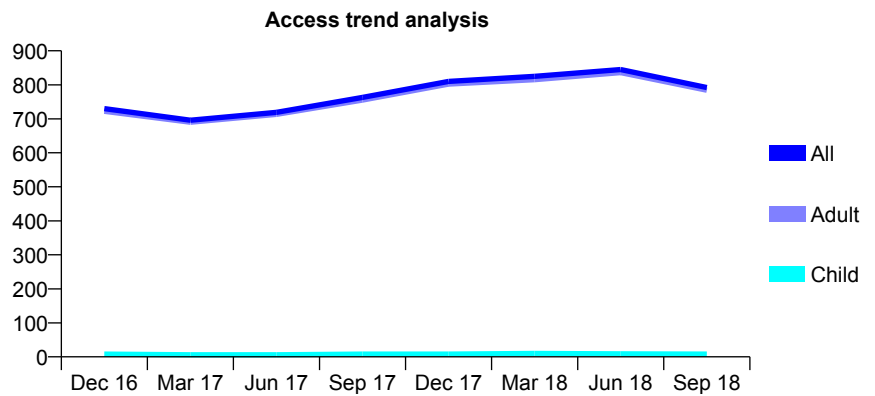
7A3 - Vital Signs At a Glance Contract Report for 766348/0002 - September 2018

Name or company name	MISS R JONES
Contract type name	PDS Contract
Purpose of contract	General
Contract start date	01/04/2008
Contract end date	31/03/2020

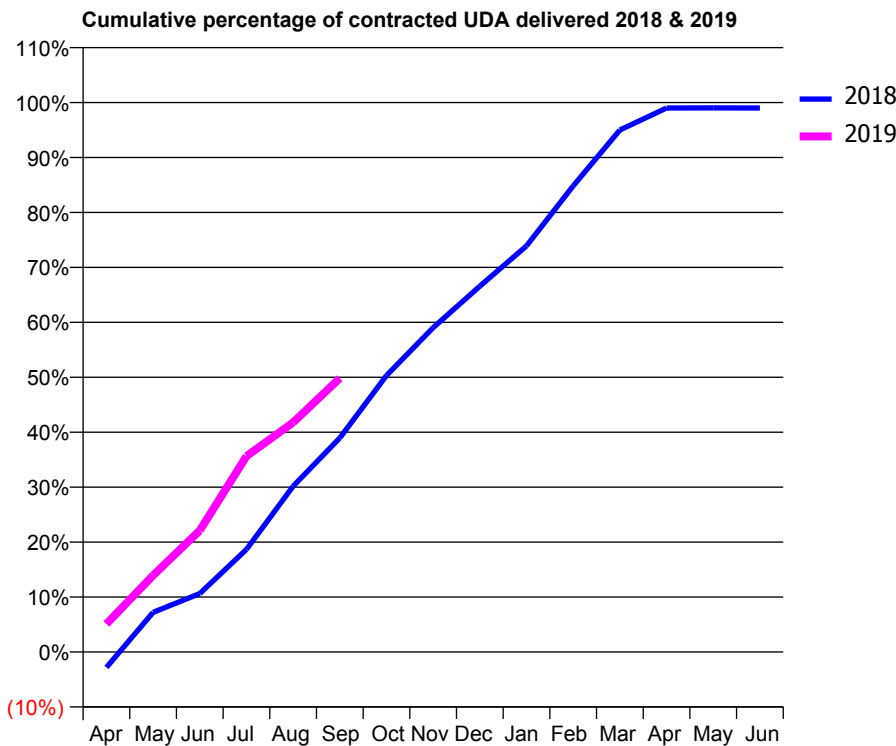
18/19 Contracted general activity (UDA)	2,854
Carry forward general activity (UDA)	-29
18/19 Contracted orthodontic activity (UOA)	0
Carry forward orthodontic activity (UOA)	0
Baseline contract value	£164,581.61

ACCESS*

Patients seen in 24 months	Total	Change since previous quarter
Quarter ending September 2017	763	
Quarter ending December 2017	810	↑
Quarter ending March 2018	825	→
Quarter ending June 2018	845	↑
Quarter ending September 2018	792	↓
Variance since September 2017	3.8%	↑



ACTIVITY



Month	Adjusted Scheduled Activity (UDA)	
	2018	2019
April	-81	146
May	206	398
June	304	631
July	533	1,017
August	861	1,192
September	1,112	1,422
October	1,436	
November	1,685	
December	1,900	
January	2,109	
February	2,421	
March	2,711	
April	2,825	
May	2,826	
June	2,825	

QUALITY

	Quantity	Base Number	Contract	LHB	Wales
% of FP17s for the same patient ID Re-attending within 3 months - Children	0	5	0.0%	9.7%	10.9%
% of FP17s for the same patient ID Re-attending within 3 months - Adults	24	535	4.5%	14.3%	15.6%
% of FP17s for the same patient ID Re-attending between 3 & 9 months - Children	0	5	0.0%	54.8%	59.4%
% of FP17s for the same patient ID Re-attending between 3 & 9 months - Adults	4	535	0.7%	52.0%	55.5%
% of FP17s for Band 1 Urgent Courses	0	500	0.0%	9.5%	8.9%
% of FP17s Relating to Free Repair or Replacements	0	500	0.0%	0.8%	0.7%
% of FP17s Relating to Continuations	0	500	0.0%	0.6%	0.7%
% of Patients satisfied with the dentistry they have received	0	0	N/A	93.4%	93.6%
% of Patients satisfied with the time they had to wait for an appointment	0	0	N/A	89.2%	88.1%

* This is based on patients treated on this contract for their most recent course of treatment. Figures in italics indicate the base number of FP17s or Patient Questionnaire responses are less than 100. N/A is shown where the base number of responses is less than 10 during the period. % is calculated as Quantity/Base number*100

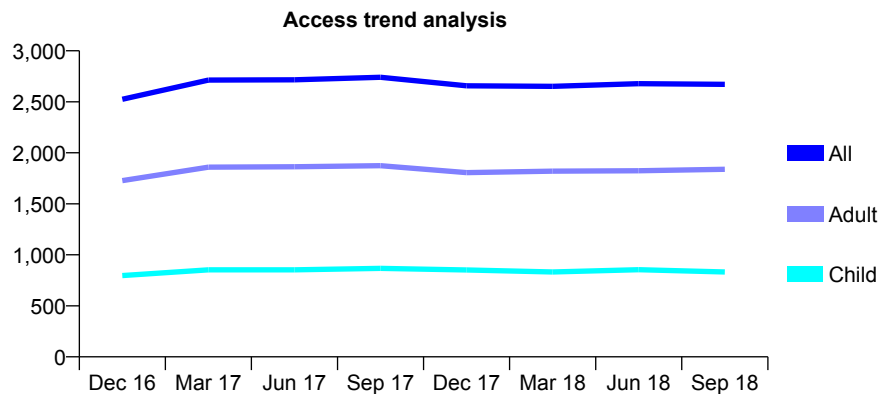
7A3 - Vital Signs At a Glance Contract Report for 780553/0001 - September 2018

Name or company name	MR B JONES
Contract type name	GDS Contract
Purpose of contract	General
Contract start date	01/07/2012
Contract end date	

18/19 Contracted general activity (UDA)	7,220
Carry forward general activity (UDA)	62
18/19 Contracted orthodontic activity (UOA)	0
Carry forward orthodontic activity (UOA)	0
Baseline contract value	£180,527.86

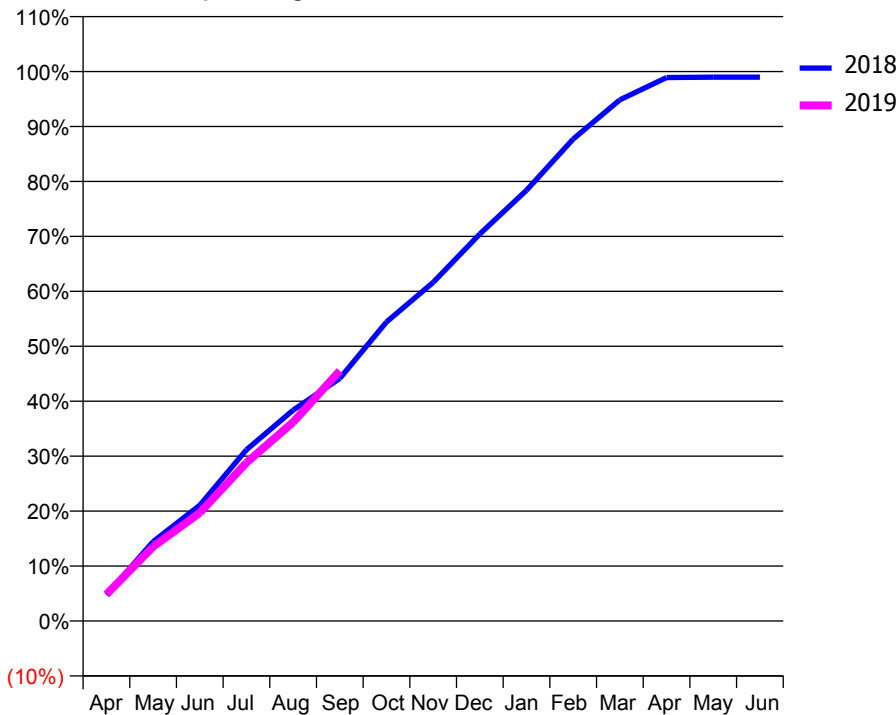
ACCESS*

Patients seen in 24 months	Total	Change since previous quarter
Quarter ending September 2017	2,741	
Quarter ending December 2017	2,657	↓
Quarter ending March 2018	2,652	→
Quarter ending June 2018	2,678	→
Quarter ending September 2018	2,671	→
Variance since September 2017	(2.6%)	↓



ACTIVITY

Cumulative percentage of contracted UDA delivered 2018 & 2019



Month	Adjusted Scheduled Activity (UDA)	
	2018	2019
April	342	350
May	1,043	977
June	1,522	1,422
July	2,251	2,081
August	2,770	2,613
September	3,189	3,288
October	3,929	
November	4,449	
December	5,085	
January	5,660	
February	6,333	
March	6,847	
April	7,141	
May	7,146	
June	7,146	

QUALITY

	Quantity	Base Number	Contract	LHB	Wales
% of FP17s for the same patient ID Re-attending within 3 months - Children	30	655	4.6%	9.7%	10.9%
% of FP17s for the same patient ID Re-attending within 3 months - Adults	114	1,379	8.3%	14.3%	15.6%
% of FP17s for the same patient ID Re-attending between 3 & 9 months - Children	322	655	49.2%	54.8%	59.4%
% of FP17s for the same patient ID Re-attending between 3 & 9 months - Adults	614	1,379	44.5%	52.0%	55.5%
% of FP17s for Band 1 Urgent Courses	110	1,867	5.9%	9.5%	8.9%
% of FP17s Relating to Free Repair or Replacements	12	1,867	0.6%	0.8%	0.7%
% of FP17s Relating to Continuations	8	1,867	0.4%	0.6%	0.7%
% of Patients satisfied with the dentistry they have received	4	4	N/A	93.4%	93.6%
% of Patients satisfied with the time they had to wait for an appointment	4	4	N/A	89.2%	88.1%

* This is based on patients treated on this contract for their most recent course of treatment. Figures in italics indicate the base number of FP17s or Patient Questionnaire responses are less than 100. N/A is shown where the base number of responses is less than 10 during the period. % is calculated as Quantity/Base number*100

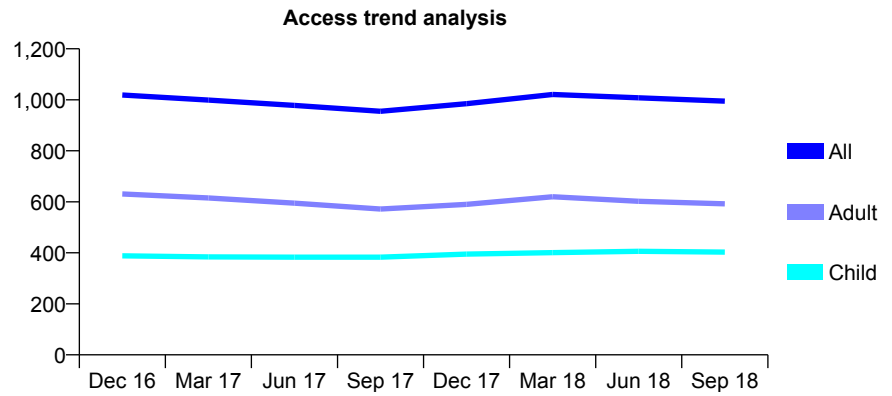
7A3 - Vital Signs At a Glance Contract Report for 792365/0001 - September 2018

Name or company name	MR JA RICE
Contract type name	GDS Contract
Purpose of contract	General
Contract start date	01/10/2011
Contract end date	

18/19 Contracted general activity (UDA)	2,724
Carry forward general activity (UDA)	-26
18/19 Contracted orthodontic activity (UOA)	0
Carry forward orthodontic activity (UOA)	0
Baseline contract value	£61,850.89

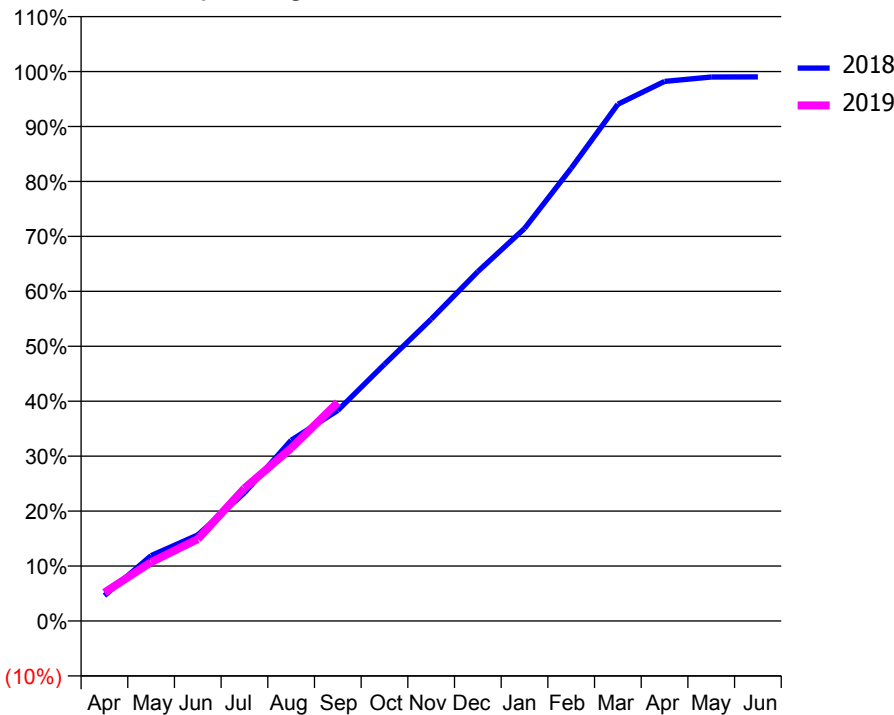
ACCESS*

Patients seen in 24 months	Total	Change since previous quarter
Quarter ending September 2017	955	
Quarter ending December 2017	985	↑
Quarter ending March 2018	1,021	↑
Quarter ending June 2018	1,008	↓
Quarter ending September 2018	995	↓
Variance since September 2017	4.2%	↑



ACTIVITY

Cumulative percentage of contracted UDA delivered 2018 & 2019



Month	Adjusted Scheduled Activity (UDA)	
	2018	2019
April	126	141
May	324	292
June	427	406
July	635	658
August	896	857
September	1,044	1,084
October	1,273	
November	1,496	
December	1,732	
January	1,946	
February	2,245	
March	2,562	
April	2,675	
May	2,697	
June	2,698	

QUALITY

	Quantity	Base Number	Contract	LHB	Wales
% of FP17s for the same patient ID Re-attending within 3 months - Children	14	271	5.2%	9.7%	10.9%
% of FP17s for the same patient ID Re-attending within 3 months - Adults	52	378	13.8%	14.3%	15.6%
% of FP17s for the same patient ID Re-attending between 3 & 9 months - Children	142	271	52.4%	54.8%	59.4%
% of FP17s for the same patient ID Re-attending between 3 & 9 months - Adults	182	378	48.1%	52.0%	55.5%
% of FP17s for Band 1 Urgent Courses	60	597	10.1%	9.5%	8.9%
% of FP17s Relating to Free Repair or Replacements	0	597	0.0%	0.8%	0.7%
% of FP17s Relating to Continuations	2	597	0.3%	0.6%	0.7%
% of Patients satisfied with the dentistry they have received	1	1	N/A	93.4%	93.6%
% of Patients satisfied with the time they had to wait for an appointment	1	1	N/A	89.2%	88.1%

* This is based on patients treated on this contract for their most recent course of treatment. Figures in italics indicate the base number of FP17s or Patient Questionnaire responses are less than 100. N/A is shown where the base number of responses is less than 10 during the period. % is calculated as Quantity/Base number*100

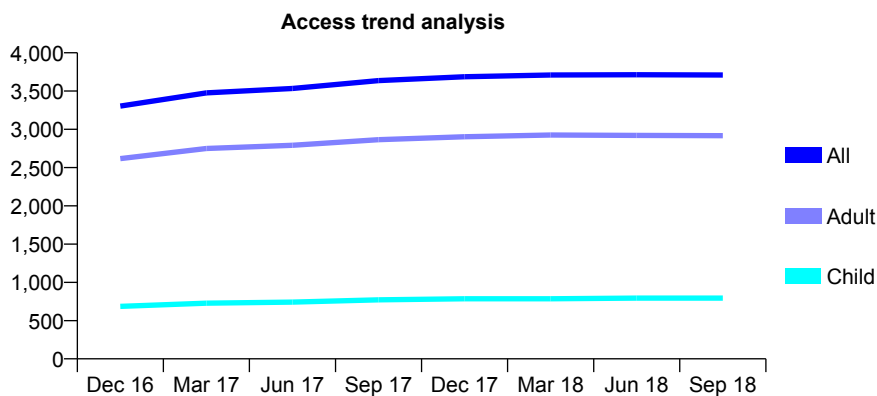
7A3 - Vital Signs At a Glance Contract Report for 810002/0001 - September 2018

Name or company name	MR DJ FLEMING
Contract type name	GDS Contract
Purpose of contract	General
Contract start date	01/04/2006
Contract end date	

18/19 Contracted general activity (UDA)	12,581
Carry forward general activity (UDA)	0
18/19 Contracted orthodontic activity (UOA)	0
Carry forward orthodontic activity (UOA)	0
Baseline contract value	£302,090.22

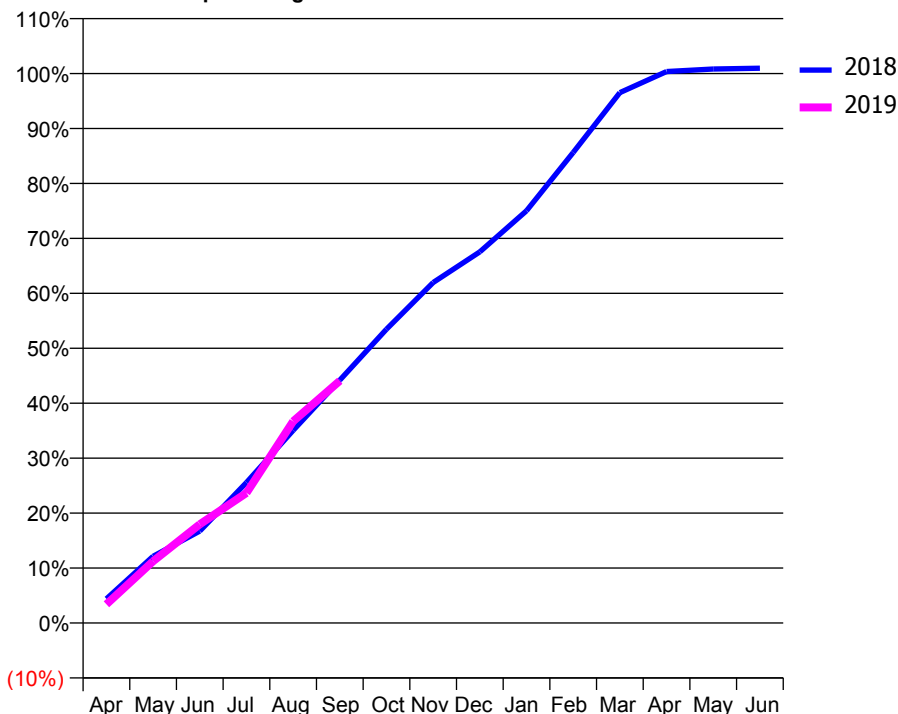
ACCESS*

Patients seen in 24 months	Total	Change since previous quarter
Quarter ending September 2017	3,636	
Quarter ending December 2017	3,688	→
Quarter ending March 2018	3,710	→
Quarter ending June 2018	3,714	→
Quarter ending September 2018	3,710	→
Variance since September 2017	2.0%	↑



ACTIVITY

Cumulative percentage of contracted UDA delivered 2018 & 2019



Month	Adjusted Scheduled Activity (UDA)	
	2018	2019
April	553	430
May	1,527	1,416
June	2,104	2,261
July	3,218	2,978
August	4,409	4,616
September	5,560	5,546
October	6,727	
November	7,796	
December	8,499	
January	9,437	
February	10,771	
March	12,142	
April	12,625	
May	12,683	
June	12,703	

QUALITY

	Quantity	Base Number	Contract	LHB	Wales
% of FP17s for the same patient ID Re-attending within 3 months - Children	52	645	8.1%	9.7%	10.9%
% of FP17s for the same patient ID Re-attending within 3 months - Adults	360	2,292	15.7%	14.3%	15.6%
% of FP17s for the same patient ID Re-attending between 3 & 9 months - Children	373	645	57.8%	54.8%	59.4%
% of FP17s for the same patient ID Re-attending between 3 & 9 months - Adults	1,193	2,292	52.1%	52.0%	55.5%
% of FP17s for Band 1 Urgent Courses	340	2,724	12.5%	9.5%	8.9%
% of FP17s Relating to Free Repair or Replacements	20	2,724	0.7%	0.8%	0.7%
% of FP17s Relating to Continuations	6	2,724	0.2%	0.6%	0.7%
% of Patients satisfied with the dentistry they have received	4	5	N/A	93.4%	93.6%
% of Patients satisfied with the time they had to wait for an appointment	4	5	N/A	89.2%	88.1%

* This is based on patients treated on this contract for their most recent course of treatment. Figures in italics indicate the base number of FP17s or Patient Questionnaire responses are less than 100. N/A is shown where the base number of responses is less than 10 during the period. % is calculated as Quantity/Base number*100

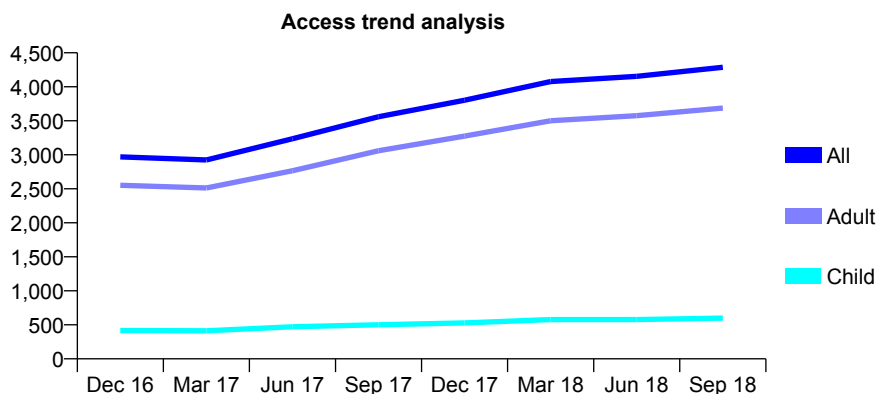
7A3 - Vital Signs At a Glance Contract Report for 810029/0001 - September 2018

Name or company name	Dr N Patel, Dr J Rai and Dr N Kernahan
Contract type name	GDS Contract
Purpose of contract	General
Contract start date	01/04/2006
Contract end date	

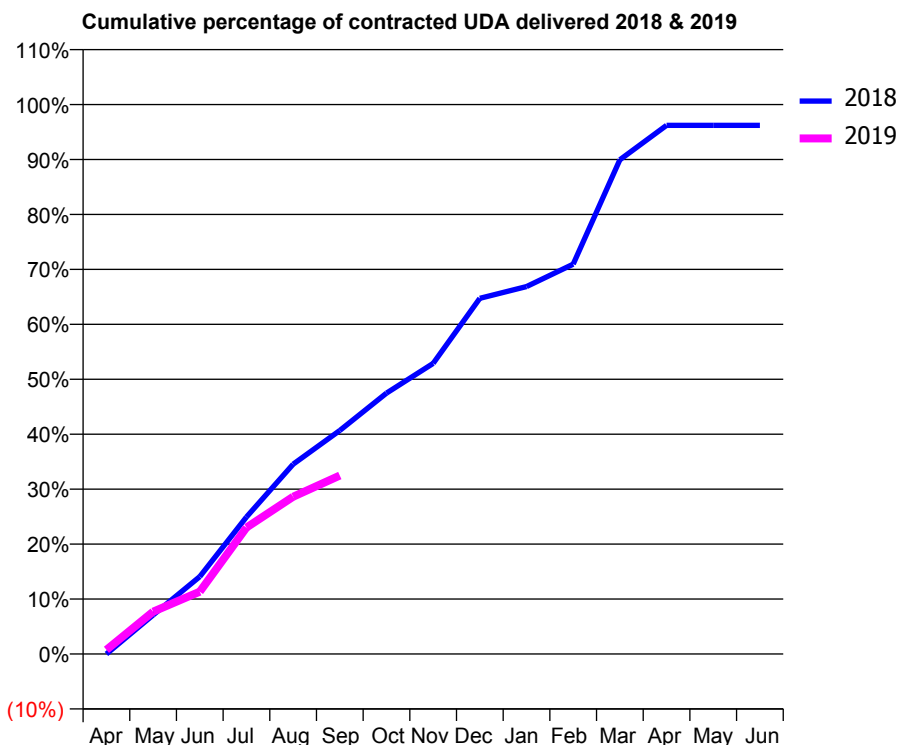
18/19 Contracted general activity (UDA)	13,136
Carry forward general activity (UDA)	-82
18/19 Contracted orthodontic activity (UOA)	0
Carry forward orthodontic activity (UOA)	0
Baseline contract value	£335,208.38

ACCESS*

Patients seen in 24 months	Total	Change since previous quarter
Quarter ending September 2017	3,560	
Quarter ending December 2017	3,803	↑
Quarter ending March 2018	4,077	↑
Quarter ending June 2018	4,153	→
Quarter ending September 2018	4,287	↑
Variance since September 2017	20.4%	↑



ACTIVITY



Month	Adjusted Scheduled Activity (UDA)	
	2018	2019
April	0	100
May	730	1,013
June	1,450	1,490
July	2,563	3,024
August	3,553	3,760
September	4,183	4,268
October	4,882	
November	5,440	
December	6,657	
January	6,877	
February	7,296	
March	9,250	
April	9,894	
May	9,894	
June	9,894	

QUALITY

	Quantity	Base Number	Contract	LHB	Wales
% of FP17s for the same patient ID Re-attending within 3 months - Children	16	359	4.5%	9.7%	10.9%
% of FP17s for the same patient ID Re-attending within 3 months - Adults	317	2,305	13.8%	14.3%	15.6%
% of FP17s for the same patient ID Re-attending between 3 & 9 months - Children	161	359	44.8%	54.8%	59.4%
% of FP17s for the same patient ID Re-attending between 3 & 9 months - Adults	1,056	2,305	45.8%	52.0%	55.5%
% of FP17s for Band 1 Urgent Courses	201	2,363	8.5%	9.5%	8.9%
% of FP17s Relating to Free Repair or Replacements	17	2,363	0.7%	0.8%	0.7%
% of FP17s Relating to Continuations	19	2,363	0.8%	0.6%	0.7%
% of Patients satisfied with the dentistry they have received	17	17	100.0%	93.4%	93.6%
% of Patients satisfied with the time they had to wait for an appointment	16	17	94.1%	89.2%	88.1%

* This is based on patients treated on this contract for their most recent course of treatment. Figures in italics indicate the base number of FP17s or Patient Questionnaire responses are less than 100. N/A is shown where the base number of responses is less than 10 during the period. % is calculated as Quantity/Base number*100

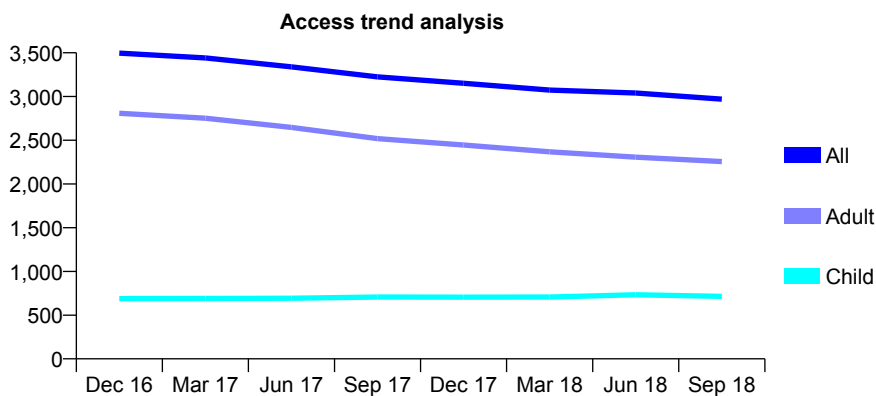
7A3 - Vital Signs At a Glance Contract Report for 812129/0001 - September 2018

Name or company name	MR SD JENKINS
Contract type name	GDS Contract
Purpose of contract	General
Contract start date	01/04/2006
Contract end date	

18/19 Contracted general activity (UDA)	14,511
Carry forward general activity (UDA)	-638
18/19 Contracted orthodontic activity (UOA)	0
Carry forward orthodontic activity (UOA)	0
Baseline contract value	£362,712.70

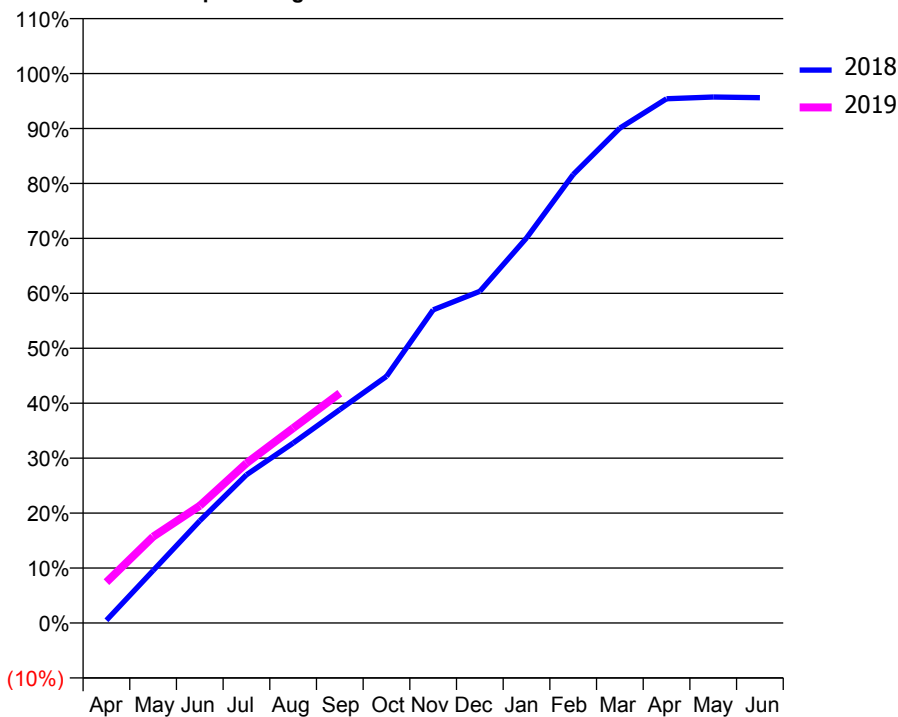
ACCESS*

Patients seen in 24 months	Total	Change since previous quarter
Quarter ending September 2017	3,225	
Quarter ending December 2017	3,152	↓
Quarter ending March 2018	3,074	↓
Quarter ending June 2018	3,040	↓
Quarter ending September 2018	2,970	↓
Variance since September 2017	(7.9%)	↓



ACTIVITY

Cumulative percentage of contracted UDA delivered 2018 & 2019



Adjusted Scheduled Activity (UDA)

Month	2018	2019
April	71	1,080
May	1,387	2,281
June	2,701	3,096
July	3,914	4,221
August	4,751	5,145
September	5,635	6,067
October	6,514	
November	8,271	
December	8,759	
January	10,167	
February	11,843	
March	13,068	
April	13,845	
May	13,891	
June	13,873	

QUALITY

	Quantity	Base Number	Contract	LHB	Wales
% of FP17s for the same patient ID Re-attending within 3 months - Children	51	563	9.1%	9.7%	10.9%
% of FP17s for the same patient ID Re-attending within 3 months - Adults	214	1,655	12.9%	14.3%	15.6%
% of FP17s for the same patient ID Re-attending between 3 & 9 months - Children	310	563	55.1%	54.8%	59.4%
% of FP17s for the same patient ID Re-attending between 3 & 9 months - Adults	1,063	1,655	64.2%	52.0%	55.5%
% of FP17s for Band 1 Urgent Courses	102	1,989	5.1%	9.5%	8.9%
% of FP17s Relating to Free Repair or Replacements	22	1,989	1.1%	0.8%	0.7%
% of FP17s Relating to Continuations	20	1,989	1.0%	0.6%	0.7%
% of Patients satisfied with the dentistry they have received	6	7	N/A	93.4%	93.6%
% of Patients satisfied with the time they had to wait for an appointment	7	7	N/A	89.2%	88.1%

* This is based on patients treated on this contract for their most recent course of treatment. Figures in italics indicate the base number of FP17s or Patient Questionnaire responses are less than 100. N/A is shown where the base number of responses is less than 10 during the period. % is calculated as Quantity/Base number*100

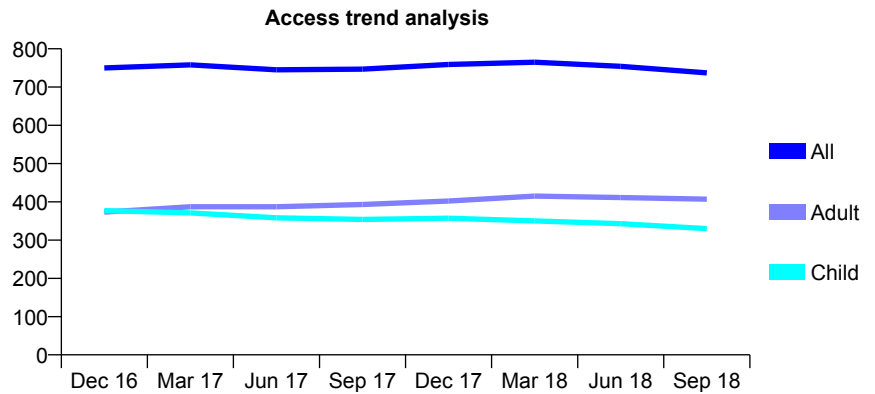
7A3 - Vital Signs At a Glance Contract Report for 913642/0001 - September 2018

Name or company name	MR DB RODERICK
Contract type name	GDS Contract
Purpose of contract	General
Contract start date	01/04/2006
Contract end date	

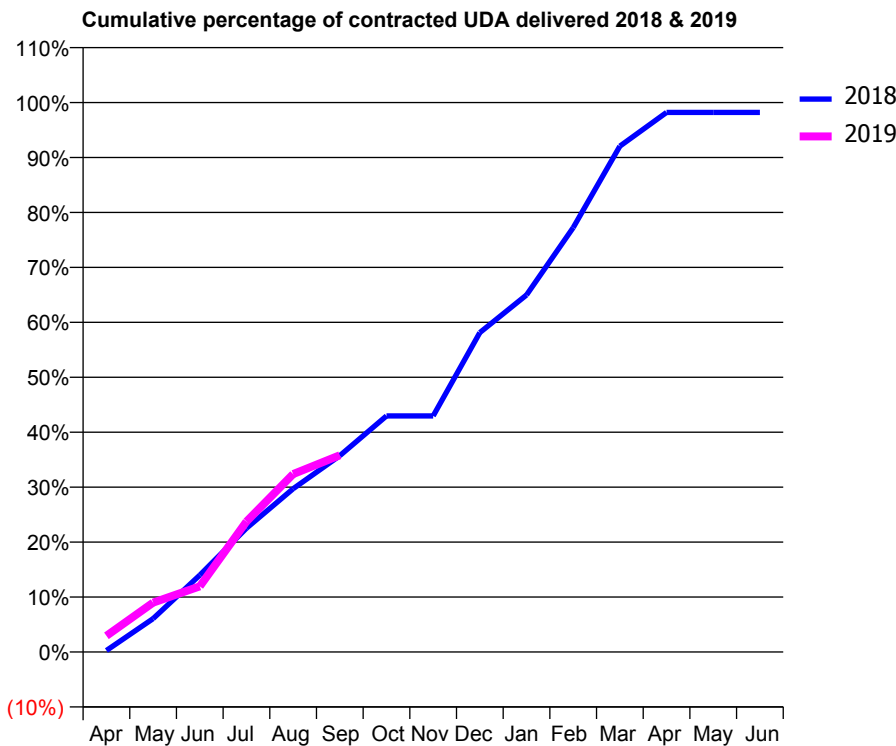
18/19 Contracted general activity (UDA)	2,204
Carry forward general activity (UDA)	-40
18/19 Contracted orthodontic activity (UOA)	0
Carry forward orthodontic activity (UOA)	0
Baseline contract value	£69,650.35

ACCESS*

Patients seen in 24 months	Total	Change since previous quarter
Quarter ending September 2017	747	
Quarter ending December 2017	759	→
Quarter ending March 2018	765	→
Quarter ending June 2018	754	↓
Quarter ending September 2018	737	↓
Variance since September 2017	(1.3%)	↓



ACTIVITY



Month	Adjusted Scheduled Activity (UDA)	
	2018	2019
April	6	65
May	134	198
June	308	264
July	497	523
August	655	714
September	787	789
October	947	
November	947	
December	1,281	
January	1,432	
February	1,702	
March	2,029	
April	2,164	
May	2,164	
June	2,164	

QUALITY

	Quantity	Base Number	Contract	LHB	Wales
% of FP17s for the same patient ID Re-attending within 3 months - Children	13	227	5.7%	9.7%	10.9%
% of FP17s for the same patient ID Re-attending within 3 months - Adults	7	182	3.8%	14.3%	15.6%
% of FP17s for the same patient ID Re-attending between 3 & 9 months - Children	144	227	63.4%	54.8%	59.4%
% of FP17s for the same patient ID Re-attending between 3 & 9 months - Adults	95	182	52.2%	52.0%	55.5%
% of FP17s for Band 1 Urgent Courses	15	356	4.2%	9.5%	8.9%
% of FP17s Relating to Free Repair or Replacements	0	356	0.0%	0.8%	0.7%
% of FP17s Relating to Continuations	0	356	0.0%	0.6%	0.7%
% of Patients satisfied with the dentistry they have received	0	0	N/A	93.4%	93.6%
% of Patients satisfied with the time they had to wait for an appointment	0	0	N/A	89.2%	88.1%

* This is based on patients treated on this contract for their most recent course of treatment. Figures in italics indicate the base number of FP17s or Patient Questionnaire responses are less than 100. N/A is shown where the base number of responses is less than 10 during the period. % is calculated as Quantity/Base number*100

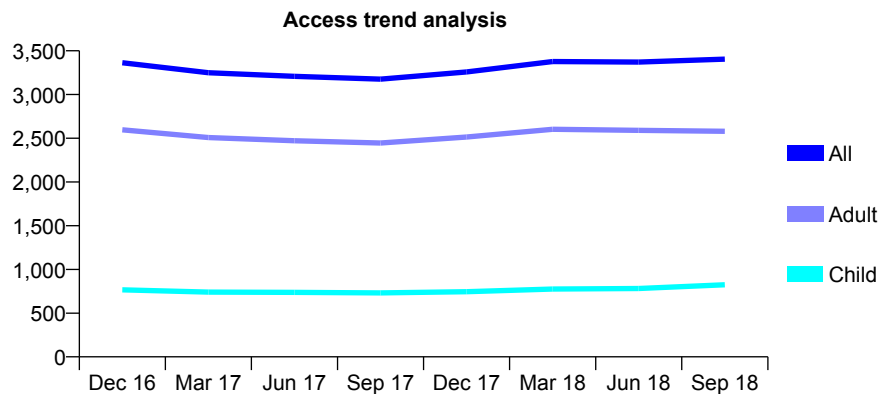
7A3 - Vital Signs At a Glance Contract Report for 949825/0001 - September 2018

Name or company name	MR DJ WILLIAMS
Contract type name	GDS Contract
Purpose of contract	General
Contract start date	01/09/2008
Contract end date	

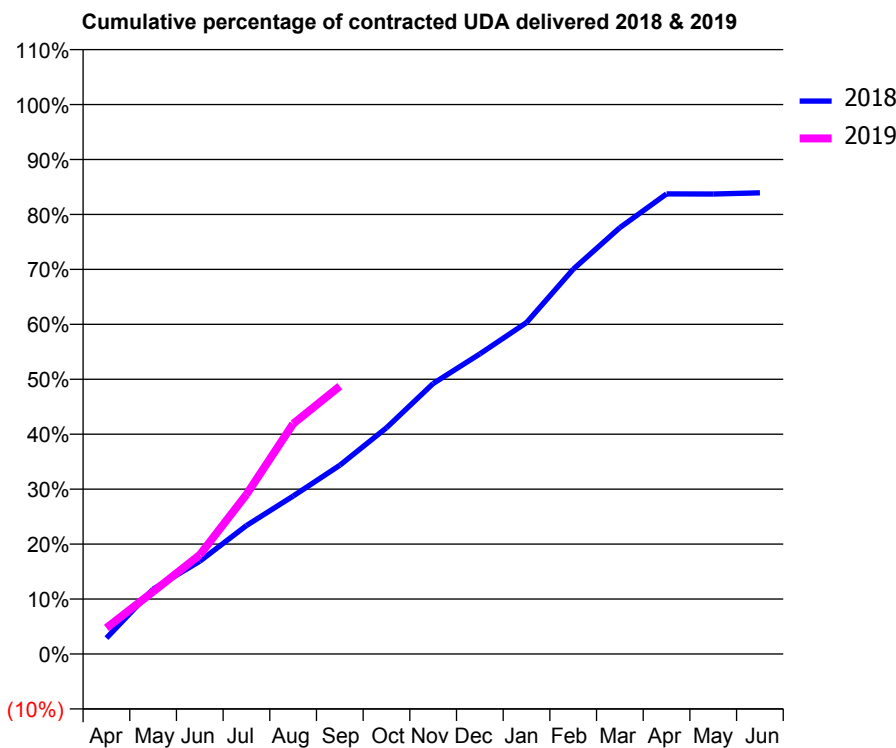
18/19 Contracted general activity (UDA)	9,500
Carry forward general activity (UDA)	0
18/19 Contracted orthodontic activity (UOA)	0
Carry forward orthodontic activity (UOA)	0
Baseline contract value	£237,534.56

ACCESS*

Patients seen in 24 months	Total	Change since previous quarter
Quarter ending September 2017	3,176	
Quarter ending December 2017	3,259	↑
Quarter ending March 2018	3,377	↑
Quarter ending June 2018	3,371	→
Quarter ending September 2018	3,404	→
Variance since September 2017	7.2%	↑



ACTIVITY



Month	Adjusted Scheduled Activity (UDA)	
	2018	2019
April	275	450
May	1,121	1,078
June	1,604	1,715
July	2,220	2,758
August	2,731	3,980
September	3,263	4,630
October	3,910	
November	4,677	
December	5,188	
January	5,731	
February	6,653	
March	7,371	
April	7,954	
May	7,951	
June	7,972	

QUALITY

	Quantity	Base Number	Contract	LHB	Wales
% of FP17s for the same patient ID Re-attending within 3 months - Children	17	615	2.8%	9.7%	10.9%
% of FP17s for the same patient ID Re-attending within 3 months - Adults	179	1,797	10.0%	14.3%	15.6%
% of FP17s for the same patient ID Re-attending between 3 & 9 months - Children	335	615	54.5%	54.8%	59.4%
% of FP17s for the same patient ID Re-attending between 3 & 9 months - Adults	959	1,797	53.4%	52.0%	55.5%
% of FP17s for Band 1 Urgent Courses	125	2,219	5.6%	9.5%	8.9%
% of FP17s Relating to Free Repair or Replacements	21	2,219	0.9%	0.8%	0.7%
% of FP17s Relating to Continuations	4	2,219	0.2%	0.6%	0.7%
% of Patients satisfied with the dentistry they have received	6	7	N/A	93.4%	93.6%
% of Patients satisfied with the time they had to wait for an appointment	6	7	N/A	89.2%	88.1%

* This is based on patients treated on this contract for their most recent course of treatment. Figures in italics indicate the base number of FP17s or Patient Questionnaire responses are less than 100. N/A is shown where the base number of responses is less than 10 during the period. % is calculated as Quantity/Base number*100

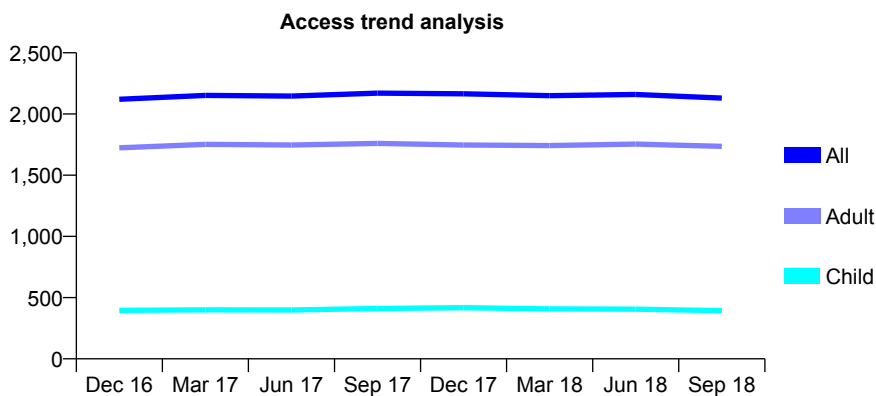
7A3 - Vital Signs At a Glance Contract Report for 999172/0001 - September 2018

Name or company name	MR B AARON
Contract type name	GDS Contract
Purpose of contract	General
Contract start date	01/04/2006
Contract end date	

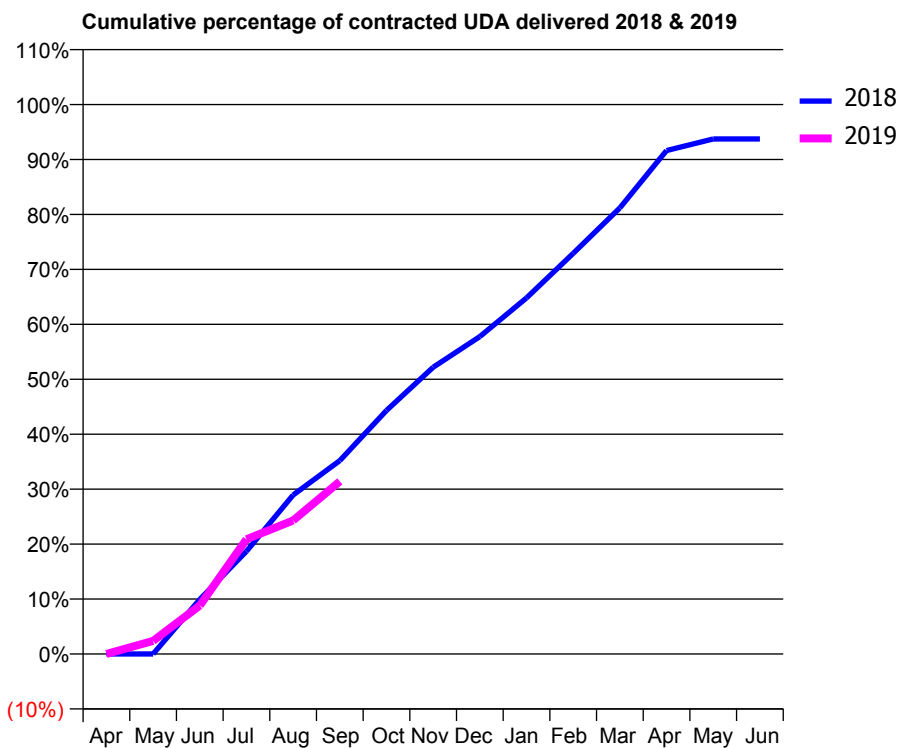
18/19 Contracted general activity (UDA)	5,750
Carry forward general activity (UDA)	0
18/19 Contracted orthodontic activity (UOA)	0
Carry forward orthodontic activity (UOA)	0
Baseline contract value	£141,445.40

ACCESS*

Patients seen in 24 months	Total	Change since previous quarter
Quarter ending September 2017	2,171	
Quarter ending December 2017	2,165	→
Quarter ending March 2018	2,150	→
Quarter ending June 2018	2,160	→
Quarter ending September 2018	2,130	↓
Variance since September 2017	(1.9%)	↓



ACTIVITY



Month	Adjusted Scheduled Activity (UDA)	
	2018	2019
April	0	0
May	0	137
June	571	508
July	1,075	1,201
August	1,664	1,397
September	2,024	1,806
October	2,548	
November	3,000	
December	3,322	
January	3,726	
February	4,192	
March	4,669	
April	5,268	
May	5,389	
June	5,389	

QUALITY

	Quantity	Base Number	Contract	LHB	Wales
% of FP17s for the same patient ID Re-attending within 3 months - Children	6	276	2.2%	9.7%	10.9%
% of FP17s for the same patient ID Re-attending within 3 months - Adults	27	1,089	2.5%	14.3%	15.6%
% of FP17s for the same patient ID Re-attending between 3 & 9 months - Children	154	276	55.8%	54.8%	59.4%
% of FP17s for the same patient ID Re-attending between 3 & 9 months - Adults	587	1,089	53.9%	52.0%	55.5%
% of FP17s for Band 1 Urgent Courses	17	1,009	1.7%	9.5%	8.9%
% of FP17s Relating to Free Repair or Replacements	4	1,009	0.4%	0.8%	0.7%
% of FP17s Relating to Continuations	0	1,009	0.0%	0.6%	0.7%
% of Patients satisfied with the dentistry they have received	5	5	N/A	93.4%	93.6%
% of Patients satisfied with the time they had to wait for an appointment	5	5	N/A	89.2%	88.1%

* This is based on patients treated on this contract for their most recent course of treatment. Figures in italics indicate the base number of FP17s or Patient Questionnaire responses are less than 100. N/A is shown where the base number of responses is less than 10 during the period. % is calculated as Quantity/Base number*100

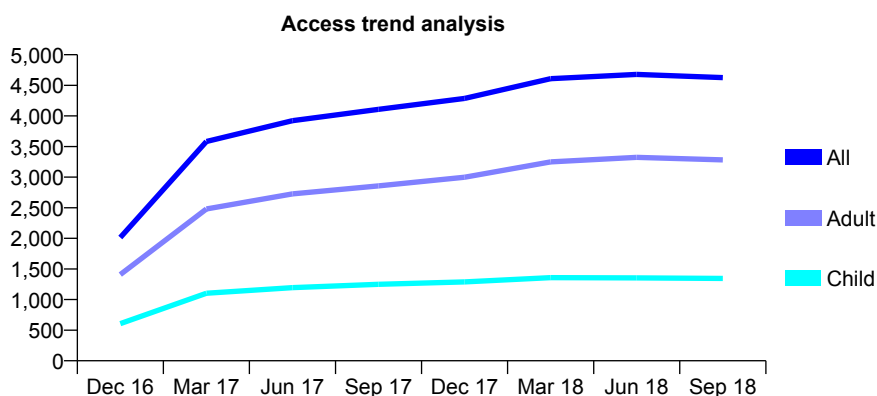
7A4 - Vital Signs At a Glance Contract Report for 100209/0000 - September 2018

Name or company name	E M Roberts & K E Palmer
Contract type name	GDS Contract
Purpose of contract	General
Contract start date	01/09/2016
Contract end date	

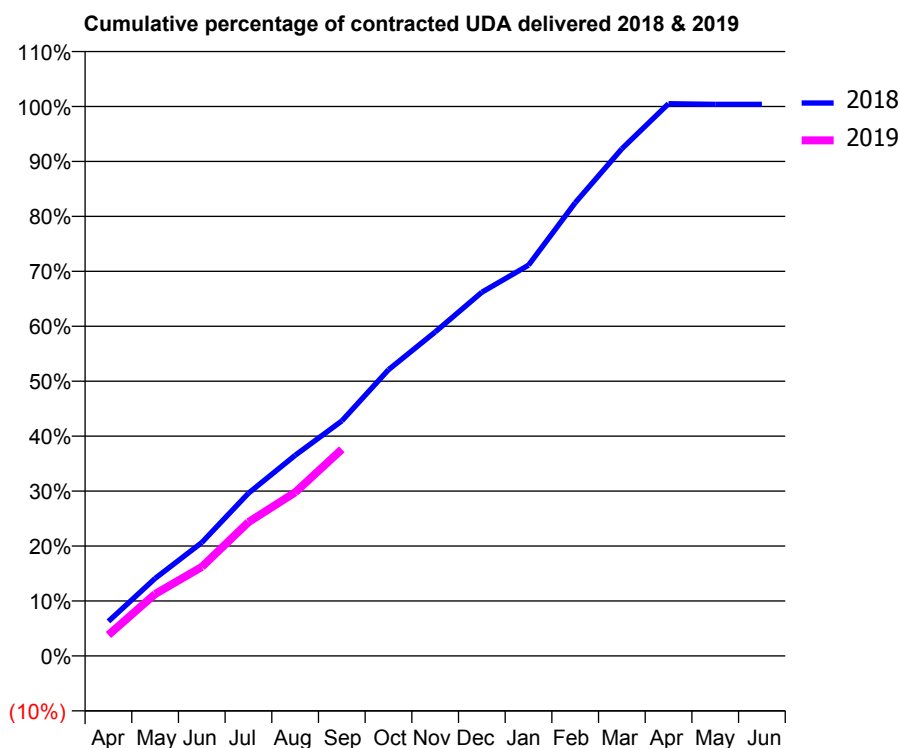
18/19 Contracted general activity (UDA)	13,559
Carry forward general activity (UDA)	0
18/19 Contracted orthodontic activity (UOA)	0
Carry forward orthodontic activity (UOA)	0
Baseline contract value	£337,594.70

ACCESS*

Patients seen in 24 months	Total	Change since previous quarter
Quarter ending September 2017	4,107	
Quarter ending December 2017	4,287	↑
Quarter ending March 2018	4,608	↑
Quarter ending June 2018	4,679	→
Quarter ending September 2018	4,627	↓
Variance since September 2017	12.7%	↑



ACTIVITY



Month	Adjusted Scheduled Activity (UDA)	
	2018	2019
April	903	517
May	2,022	1,529
June	2,955	2,196
July	4,240	3,303
August	5,228	4,037
September	6,125	5,099
October	7,459	
November	8,443	
December	9,476	
January	10,182	
February	11,810	
March	13,218	
April	14,391	
May	14,373	
June	14,373	

QUALITY

	Quantity	Base Number	Contract	LHB	Wales
% of FP17s for the same patient ID Re-attending within 3 months - Children	77	992	7.8%	8.5%	10.9%
% of FP17s for the same patient ID Re-attending within 3 months - Adults	356	2,313	15.4%	14.9%	15.6%
% of FP17s for the same patient ID Re-attending between 3 & 9 months - Children	673	992	67.8%	58.1%	59.4%
% of FP17s for the same patient ID Re-attending between 3 & 9 months - Adults	1,470	2,313	63.6%	56.1%	55.5%
% of FP17s for Band 1 Urgent Courses	172	2,815	6.1%	9.2%	8.9%
% of FP17s Relating to Free Repair or Replacements	31	2,815	1.1%	0.7%	0.7%
% of FP17s Relating to Continuations	14	2,815	0.5%	0.8%	0.7%
% of Patients satisfied with the dentistry they have received	9	11	81.8%	93.5%	93.6%
% of Patients satisfied with the time they had to wait for an appointment	8	11	72.7%	86.2%	88.1%

* This is based on patients treated on this contract for their most recent course of treatment. Figures in italics indicate the base number of FP17s or Patient Questionnaire responses are less than 100. N/A is shown where the base number of responses is less than 10 during the period. % is calculated as Quantity/Base number*100

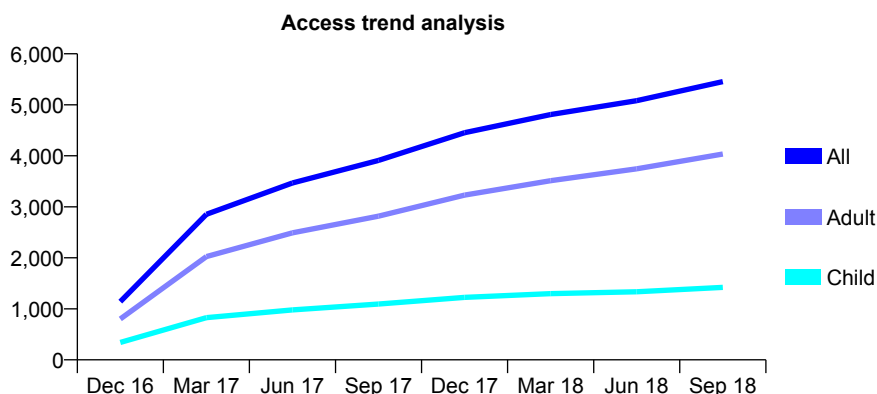
7A4 - Vital Signs At a Glance Contract Report for 100224/0000 - September 2018

Name or company name	Gwena Ltd
Contract type name	GDS Contract
Purpose of contract	General
Contract start date	01/11/2016
Contract end date	

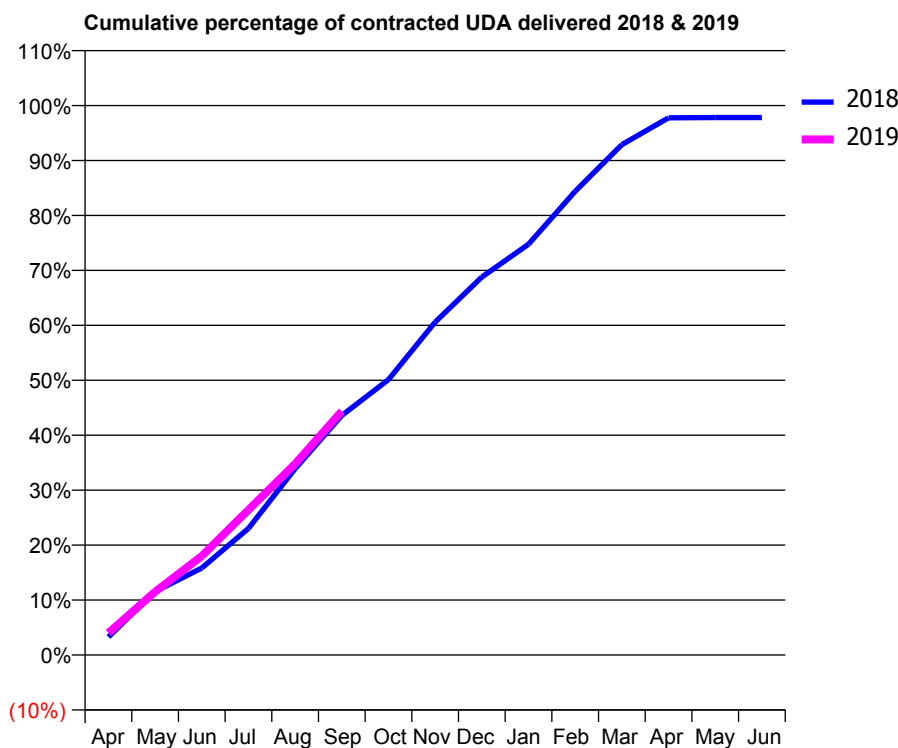
18/19 Contracted general activity (UDA)	16,962
Carry forward general activity (UDA)	0
18/19 Contracted orthodontic activity (UOA)	0
Carry forward orthodontic activity (UOA)	0
Baseline contract value	£425,329.73

ACCESS*

Patients seen in 24 months	Total	Change since previous quarter
Quarter ending September 2017	3,911	
Quarter ending December 2017	4,453	↑
Quarter ending March 2018	4,809	↑
Quarter ending June 2018	5,080	↑
Quarter ending September 2018	5,454	↑
Variance since September 2017	39.5%	↑



ACTIVITY



Month	Adjusted Scheduled Activity (UDA)	
	2018	2019
April	559	682
May	1,957	1,954
June	2,686	3,056
July	3,910	4,481
August	5,751	5,899
September	7,393	7,526
October	8,500	
November	10,276	
December	11,668	
January	12,680	
February	14,315	
March	15,755	
April	16,580	
May	16,589	
June	16,589	

QUALITY

	Quantity	Base Number	Contract	LHB	Wales
% of FP17s for the same patient ID Re-attending within 3 months - Children	63	1,097	5.7%	8.5%	10.9%
% of FP17s for the same patient ID Re-attending within 3 months - Adults	329	2,819	11.7%	14.9%	15.6%
% of FP17s for the same patient ID Re-attending between 3 & 9 months - Children	644	1,097	58.7%	58.1%	59.4%
% of FP17s for the same patient ID Re-attending between 3 & 9 months - Adults	1,496	2,819	53.1%	56.1%	55.5%
% of FP17s for Band 1 Urgent Courses	234	3,611	6.5%	9.2%	8.9%
% of FP17s Relating to Free Repair or Replacements	22	3,611	0.6%	0.7%	0.7%
% of FP17s Relating to Continuations	2	3,611	0.1%	0.8%	0.7%
% of Patients satisfied with the dentistry they have received	8	11	72.7%	93.5%	93.6%
% of Patients satisfied with the time they had to wait for an appointment	9	11	81.8%	86.2%	88.1%

* This is based on patients treated on this contract for their most recent course of treatment. Figures in italics indicate the base number of FP17s or Patient Questionnaire responses are less than 100. N/A is shown where the base number of responses is less than 10 during the period. % is calculated as Quantity/Base number*100

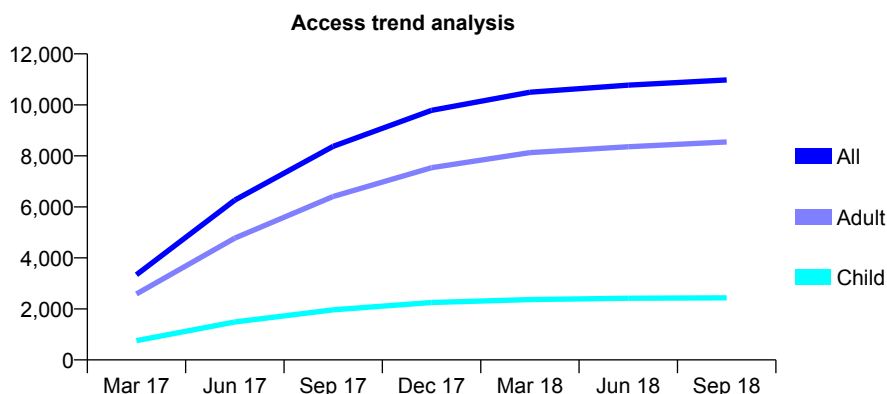
7A4 - Vital Signs At a Glance Contract Report for 100258/0000 - September 2018

Name or company name	Rodericks (Wales) Ltd
Contract type name	GDS Contract
Purpose of contract	General
Contract start date	01/01/2017
Contract end date	

18/19 Contracted general activity (UDA)	34,629
Carry forward general activity (UDA)	0
18/19 Contracted orthodontic activity (UOA)	0
Carry forward orthodontic activity (UOA)	0
Baseline contract value	£900,737.29

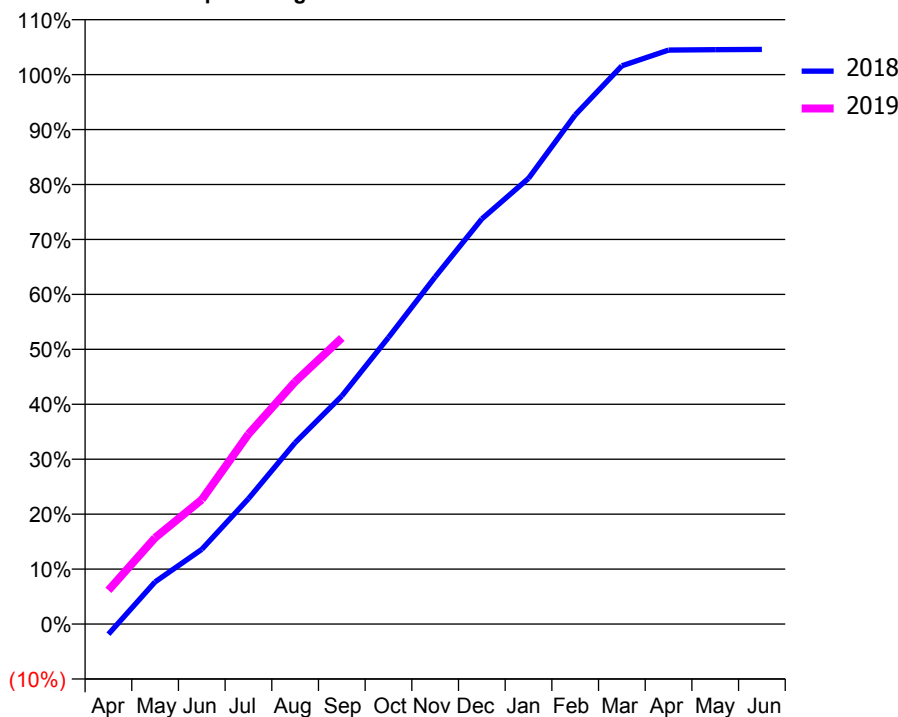
ACCESS*

Patients seen in 24 months	Total	Change since previous quarter
Quarter ending September 2017	8,372	
Quarter ending December 2017	9,786	↑
Quarter ending March 2018	10,498	↑
Quarter ending June 2018	10,774	↑
Quarter ending September 2018	10,977	→
Variance since September 2017	31.1%	↑



ACTIVITY

Cumulative percentage of contracted UDA delivered 2018 & 2019



Month	Adjusted Scheduled Activity (UDA)	
	2018	2019
April	-646	2,128
May	2,660	5,440
June	4,707	7,842
July	7,906	11,975
August	11,434	15,274
September	14,375	18,031
October	18,059	
November	21,880	
December	25,533	
January	28,091	
February	32,085	
March	35,183	
April	36,173	
May	36,197	
June	36,212	

QUALITY

	Quantity	Base Number	Contract	LHB	Wales
% of FP17s for the same patient ID Re-attending within 3 months - Children	196	2,187	9.0%	8.5%	10.9%
% of FP17s for the same patient ID Re-attending within 3 months - Adults	1,522	7,917	19.2%	14.9%	15.6%
% of FP17s for the same patient ID Re-attending between 3 & 9 months - Children	1,497	2,187	68.4%	58.1%	59.4%
% of FP17s for the same patient ID Re-attending between 3 & 9 months - Adults	4,983	7,917	62.9%	56.1%	55.5%
% of FP17s for Band 1 Urgent Courses	984	9,516	10.3%	9.2%	8.9%
% of FP17s Relating to Free Repair or Replacements	65	9,516	0.7%	0.7%	0.7%
% of FP17s Relating to Continuations	91	9,516	1.0%	0.8%	0.7%
% of Patients satisfied with the dentistry they have received	45	47	95.7%	93.5%	93.6%
% of Patients satisfied with the time they had to wait for an appointment	43	47	91.5%	86.2%	88.1%

* This is based on patients treated on this contract for their most recent course of treatment. Figures in italics indicate the base number of FP17s or Patient Questionnaire responses are less than 100. N/A is shown where the base number of responses is less than 10 during the period. % is calculated as Quantity/Base number*100

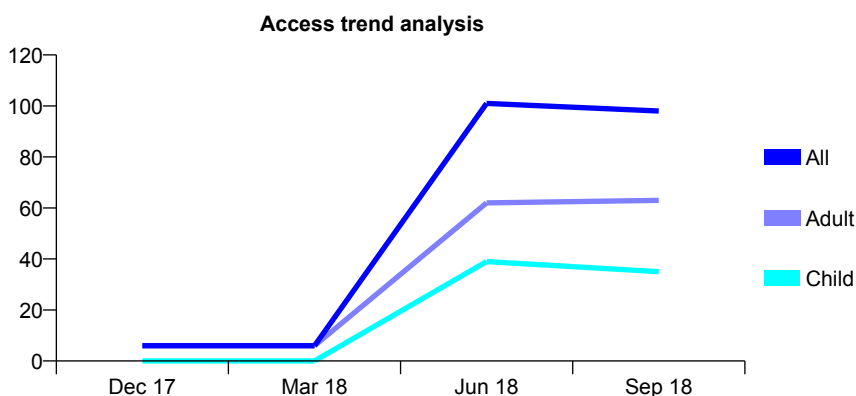
7A4 - Vital Signs At a Glance Contract Report for 100518/0000 - September 2018

Name or company name	Gwena Ltd
Contract type name	PDS Contract
Purpose of contract	General
Contract start date	01/04/2017
Contract end date	31/03/2019

18/19 Contracted general activity (UDA)	206
Carry forward general activity (UDA)	0
18/19 Contracted orthodontic activity (UOA)	0
Carry forward orthodontic activity (UOA)	0
Baseline contract value	£5,036.70

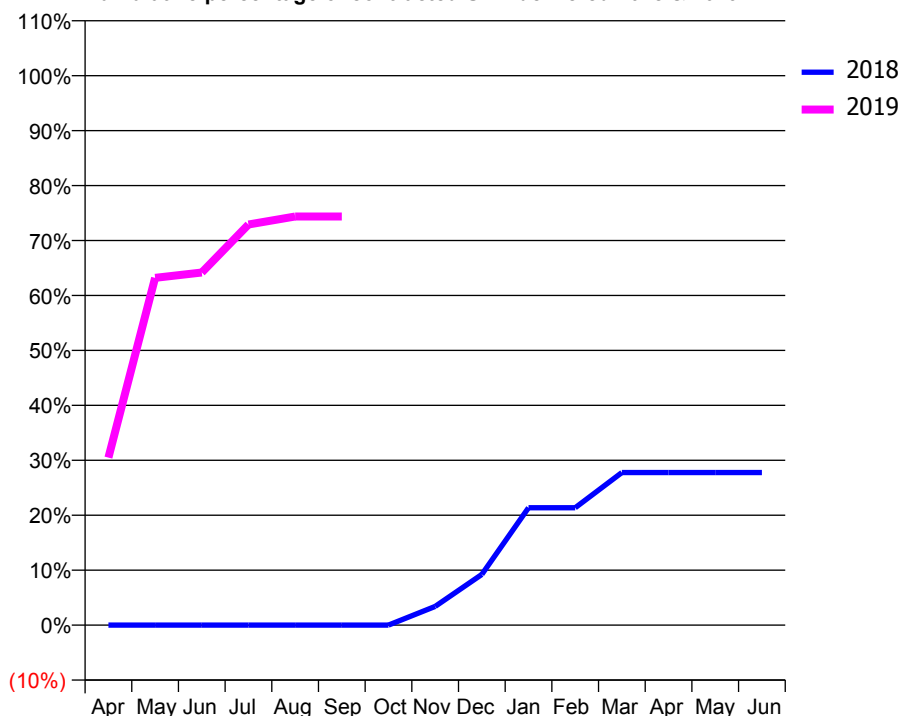
ACCESS*

Patients seen in 24 months	Total	Change since previous quarter
Quarter ending September 2017	0	
Quarter ending December 2017	6	↑
Quarter ending March 2018	6	→
Quarter ending June 2018	101	↑
Quarter ending September 2018	98	↓
Variance since September 2017	N/A	



ACTIVITY

Cumulative percentage of contracted UDA delivered 2018 & 2019



Adjusted Scheduled Activity (UDA)

Month	2018	2019
April	0	63
May	0	130
June	0	132
July	0	150
August	0	153
September	0	153
October	0	
November	7	
December	19	
January	44	
February	44	
March	57	
April	57	
May	57	
June	57	

QUALITY

	Quantity	Base Number	Contract	LHB	Wales
% of FP17s for the same patient ID Re-attending within 3 months - Children	0	41	0.0%	8.5%	10.9%
% of FP17s for the same patient ID Re-attending within 3 months - Adults	0	74	0.0%	14.9%	15.6%
% of FP17s for the same patient ID Re-attending between 3 & 9 months - Children	0	41	0.0%	58.1%	59.4%
% of FP17s for the same patient ID Re-attending between 3 & 9 months - Adults	0	74	0.0%	56.1%	55.5%
% of FP17s for Band 1 Urgent Courses	16	115	13.9%	9.2%	8.9%
% of FP17s Relating to Free Repair or Replacements	0	115	0.0%	0.7%	0.7%
% of FP17s Relating to Continuations	0	115	0.0%	0.8%	0.7%
% of Patients satisfied with the dentistry they have received	0	0	N/A	93.5%	93.6%
% of Patients satisfied with the time they had to wait for an appointment	0	0	N/A	86.2%	88.1%

* This is based on patients treated on this contract for their most recent course of treatment. Figures in italics indicate the base number of FP17s or Patient Questionnaire responses are less than 100. N/A is shown where the base number of responses is less than 10 during the period. % is calculated as Quantity/Base number*100

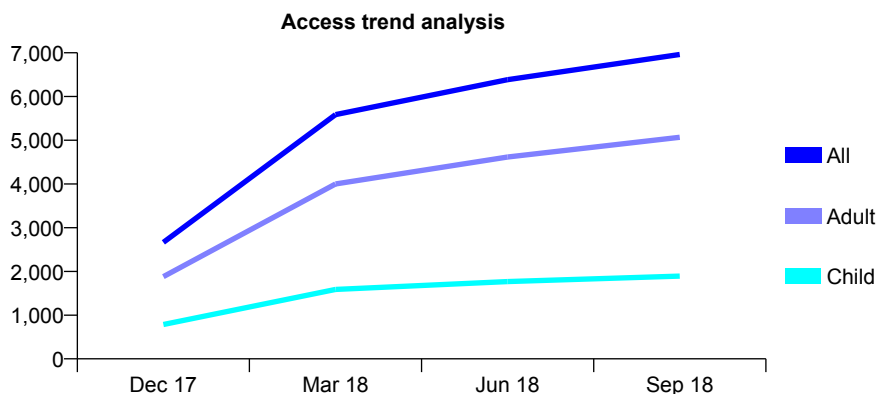
7A4 - Vital Signs At a Glance Contract Report for 100519/0000 - September 2018

Name or company name	OASIS DENTAL CARE LTD
Contract type name	GDS Contract
Purpose of contract	General
Contract start date	01/10/2017
Contract end date	

18/19 Contracted general activity (UDA)	22,554
Carry forward general activity (UDA)	0
18/19 Contracted orthodontic activity (UOA)	0
Carry forward orthodontic activity (UOA)	0
Baseline contract value	£577,565.46

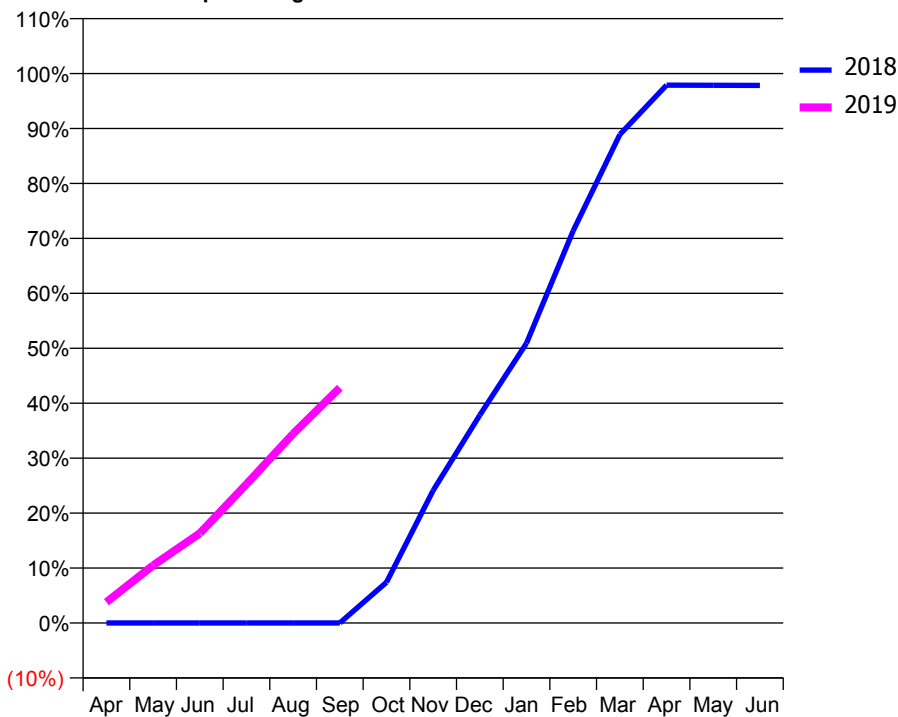
ACCESS*

Patients seen in 24 months	Total	Change since previous quarter
Quarter ending September 2017	0	
Quarter ending December 2017	2,665	↑
Quarter ending March 2018	5,587	↑
Quarter ending June 2018	6,385	↑
Quarter ending September 2018	6,961	↑
Variance since September 2017	N/A	



ACTIVITY

Cumulative percentage of contracted UDA delivered 2018 & 2019



Month	Adjusted Scheduled Activity (UDA)	
	2018	2019
April	0	857
May	0	2,367
June	0	3,679
July	0	5,698
August	0	7,767
September	0	9,657
October	837	
November	2,721	
December	4,269	
January	5,744	
February	8,051	
March	10,026	
April	11,038	
May	11,036	
June	11,033	

QUALITY

	Quantity	Base Number	Contract	LHB	Wales
% of FP17s for the same patient ID Re-attending within 3 months - Children	91	1,723	5.3%	8.5%	10.9%
% of FP17s for the same patient ID Re-attending within 3 months - Adults	494	4,544	10.9%	14.9%	15.6%
% of FP17s for the same patient ID Re-attending between 3 & 9 months - Children	1,094	1,723	63.5%	58.1%	59.4%
% of FP17s for the same patient ID Re-attending between 3 & 9 months - Adults	2,683	4,544	59.0%	56.1%	55.5%
% of FP17s for Band 1 Urgent Courses	396	5,785	6.8%	9.2%	8.9%
% of FP17s Relating to Free Repair or Replacements	36	5,785	0.6%	0.7%	0.7%
% of FP17s Relating to Continuations	11	5,785	0.2%	0.8%	0.7%
% of Patients satisfied with the dentistry they have received	16	17	94.1%	93.5%	93.6%
% of Patients satisfied with the time they had to wait for an appointment	14	17	82.4%	86.2%	88.1%

* This is based on patients treated on this contract for their most recent course of treatment. Figures in italics indicate the base number of FP17s or Patient Questionnaire responses are less than 100. N/A is shown where the base number of responses is less than 10 during the period. % is calculated as Quantity/Base number*100

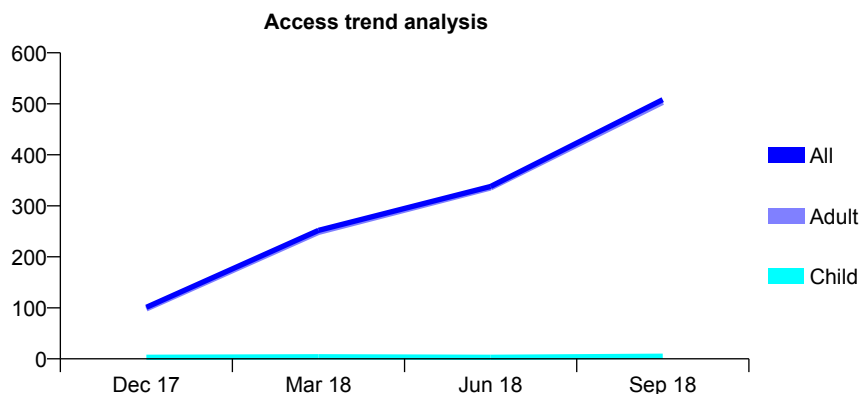
7A4 - Vital Signs At a Glance Contract Report for 100543/0000 - September 2018

Name or company name	Gwena Ltd
Contract type name	PDS Contract
Purpose of contract	General
Contract start date	01/11/2017
Contract end date	31/10/2022

18/19 Contracted general activity (UDA)	1,498
Carry forward general activity (UDA)	0
18/19 Contracted orthodontic activity (UOA)	0
Carry forward orthodontic activity (UOA)	0
Baseline contract value	£43,223.86

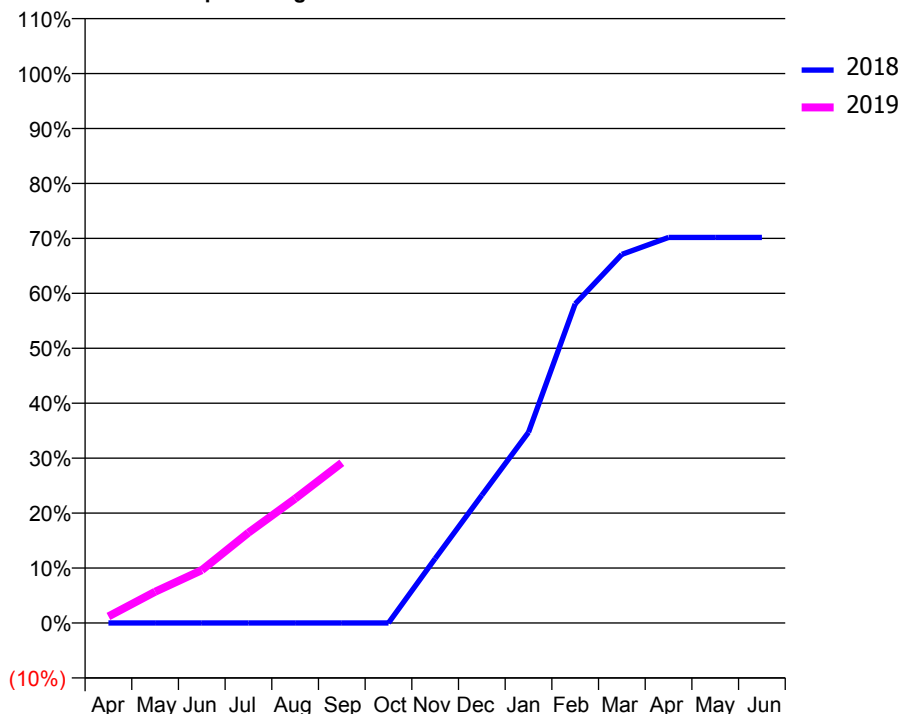
ACCESS*

Patients seen in 24 months	Total	Change since previous quarter
Quarter ending September 2017	0	
Quarter ending December 2017	101	↑
Quarter ending March 2018	252	↑
Quarter ending June 2018	338	↑
Quarter ending September 2018	508	↑
Variance since September 2017	N/A	



ACTIVITY

Cumulative percentage of contracted UDA delivered 2018 & 2019



Month	Adjusted Scheduled Activity (UDA)	
	2018	2019
April	0	18
May	0	85
June	0	144
July	0	246
August	0	339
September	0	437
October	0	
November	73	
December	145	
January	217	
February	362	
March	419	
April	438	
May	438	
June	438	

QUALITY

	Quantity	Base Number	Contract	LHB	Wales
% of FP17s for the same patient ID Re-attending within 3 months - Children	0	3	0.0%	8.5%	10.9%
% of FP17s for the same patient ID Re-attending within 3 months - Adults	10	396	2.5%	14.9%	15.6%
% of FP17s for the same patient ID Re-attending between 3 & 9 months - Children	0	3	0.0%	58.1%	59.4%
% of FP17s for the same patient ID Re-attending between 3 & 9 months - Adults	2	396	0.5%	56.1%	55.5%
% of FP17s for Band 1 Urgent Courses	338	350	96.6%	9.2%	8.9%
% of FP17s Relating to Free Repair or Replacements	1	350	0.3%	0.7%	0.7%
% of FP17s Relating to Continuations	0	350	0.0%	0.8%	0.7%
% of Patients satisfied with the dentistry they have received	0	0	N/A	93.5%	93.6%
% of Patients satisfied with the time they had to wait for an appointment	0	0	N/A	86.2%	88.1%

* This is based on patients treated on this contract for their most recent course of treatment. Figures in italics indicate the base number of FP17s or Patient Questionnaire responses are less than 100. N/A is shown where the base number of responses is less than 10 during the period. % is calculated as Quantity/Base number*100

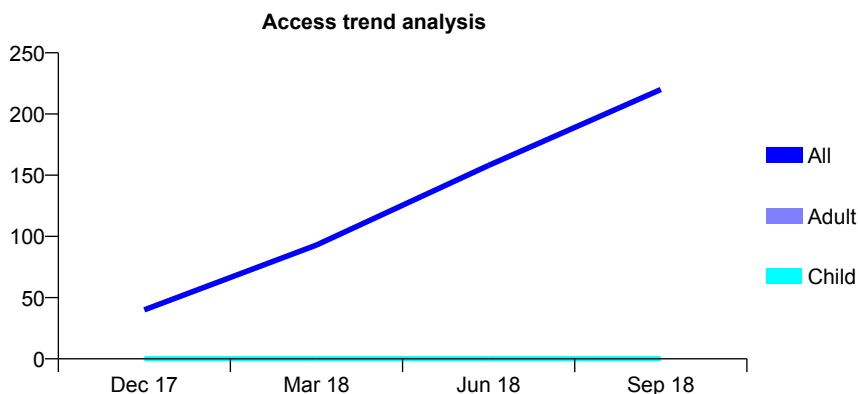
7A4 - Vital Signs At a Glance Contract Report for 100546/0000 - September 2018

Name or company name	MISS A WICKRAMASINGHE
Contract type name	PDS Contract
Purpose of contract	General
Contract start date	01/11/2017
Contract end date	31/10/2022

18/19 Contracted general activity (UDA)	599
Carry forward general activity (UDA)	0
18/19 Contracted orthodontic activity (UOA)	0
Carry forward orthodontic activity (UOA)	0
Baseline contract value	£17,289.55

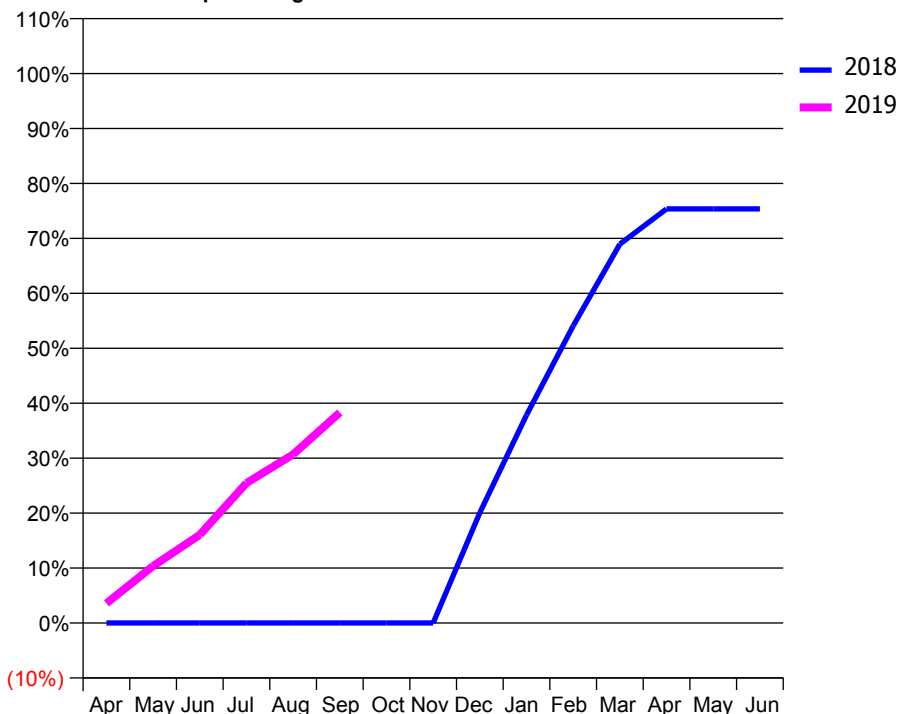
ACCESS*

Patients seen in 24 months	Total	Change since previous quarter
Quarter ending September 2017	0	
Quarter ending December 2017	40	↑
Quarter ending March 2018	93	↑
Quarter ending June 2018	158	↑
Quarter ending September 2018	220	↑
Variance since September 2017	N/A	



ACTIVITY

Cumulative percentage of contracted UDA delivered 2018 & 2019



Month	Adjusted Scheduled Activity (UDA)	
	2018	2019
April	0	21
May	0	62
June	0	96
July	0	153
August	0	184
September	0	229
October	0	
November	0	
December	50	
January	95	
February	135	
March	172	
April	188	
May	188	
June	188	

QUALITY

	Quantity	Base Number	Contract	LHB	Wales
% of FP17s for the same patient ID Re-attending within 3 months - Children	0	0	N/A	8.5%	10.9%
% of FP17s for the same patient ID Re-attending within 3 months - Adults	3	204	1.5%	14.9%	15.6%
% of FP17s for the same patient ID Re-attending between 3 & 9 months - Children	0	0	N/A	58.1%	59.4%
% of FP17s for the same patient ID Re-attending between 3 & 9 months - Adults	2	204	1.0%	56.1%	55.5%
% of FP17s for Band 1 Urgent Courses	187	190	98.4%	9.2%	8.9%
% of FP17s Relating to Free Repair or Replacements	0	190	0.0%	0.7%	0.7%
% of FP17s Relating to Continuations	0	190	0.0%	0.8%	0.7%
% of Patients satisfied with the dentistry they have received	1	1	N/A	93.5%	93.6%
% of Patients satisfied with the time they had to wait for an appointment	1	1	N/A	86.2%	88.1%

* This is based on patients treated on this contract for their most recent course of treatment. Figures in italics indicate the base number of FP17s or Patient Questionnaire responses are less than 100. N/A is shown where the base number of responses is less than 10 during the period. % is calculated as Quantity/Base number*100

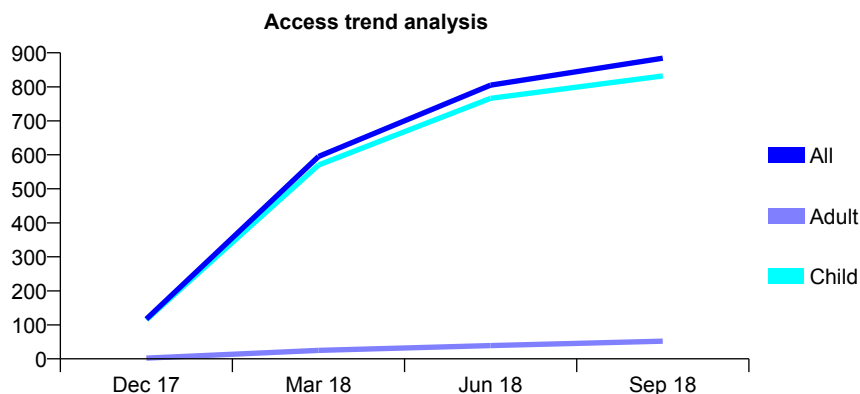
7A4 - Vital Signs At a Glance Contract Report for 100547/0000 - September 2018

Name or company name	Eifion Roberts & Bharat Nagrani
Contract type name	GDS Contract
Purpose of contract	General
Contract start date	01/11/2017
Contract end date	

18/19 Contracted general activity (UDA)	2,119
Carry forward general activity (UDA)	0
18/19 Contracted orthodontic activity (UOA)	0
Carry forward orthodontic activity (UOA)	0
Baseline contract value	£62,474.37

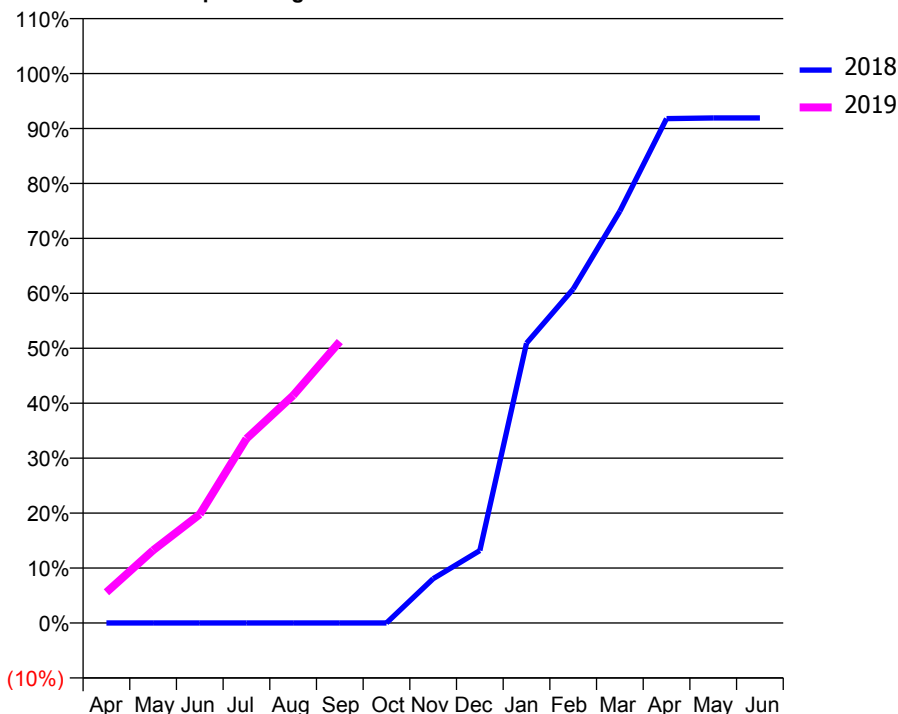
ACCESS*

Patients seen in 24 months	Total	Change since previous quarter
Quarter ending September 2017	0	
Quarter ending December 2017	117	↑
Quarter ending March 2018	595	↑
Quarter ending June 2018	805	↑
Quarter ending September 2018	884	↑
Variance since September 2017	N/A	



ACTIVITY

Cumulative percentage of contracted UDA delivered 2018 & 2019



Adjusted Scheduled Activity (UDA)

Month	2018	2019
April	0	118
May	0	281
June	0	419
July	0	711
August	0	877
September	0	1,085
October	0	
November	71	
December	116	
January	450	
February	537	
March	662	
April	811	
May	812	
June	812	

QUALITY

	Quantity	Base Number	Contract	LHB	Wales
% of FP17s for the same patient ID Re-attending within 3 months - Children	70	948	7.4%	8.5%	10.9%
% of FP17s for the same patient ID Re-attending within 3 months - Adults	2	29	6.9%	14.9%	15.6%
% of FP17s for the same patient ID Re-attending between 3 & 9 months - Children	440	948	46.4%	58.1%	59.4%
% of FP17s for the same patient ID Re-attending between 3 & 9 months - Adults	14	29	48.3%	56.1%	55.5%
% of FP17s for Band 1 Urgent Courses	31	829	3.7%	9.2%	8.9%
% of FP17s Relating to Free Repair or Replacements	0	829	0.0%	0.7%	0.7%
% of FP17s Relating to Continuations	0	829	0.0%	0.8%	0.7%
% of Patients satisfied with the dentistry they have received	3	3	N/A	93.5%	93.6%
% of Patients satisfied with the time they had to wait for an appointment	3	3	N/A	86.2%	88.1%

* This is based on patients treated on this contract for their most recent course of treatment. Figures in italics indicate the base number of FP17s or Patient Questionnaire responses are less than 100. N/A is shown where the base number of responses is less than 10 during the period. % is calculated as Quantity/Base number*100

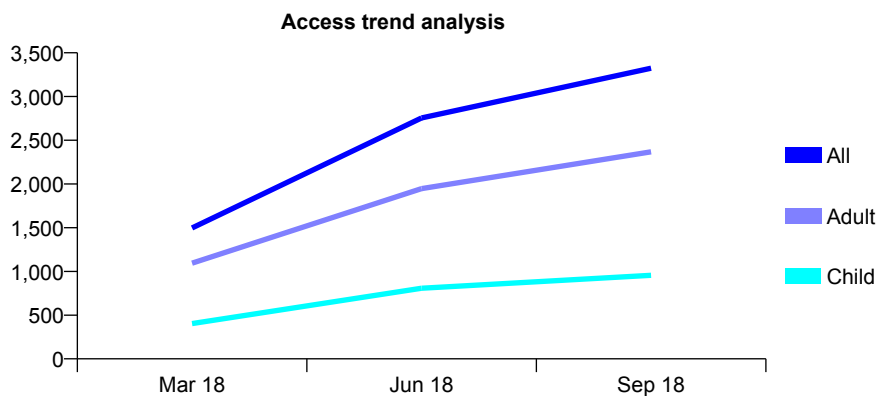
7A4 - Vital Signs At a Glance Contract Report for 100564/0000 - September 2018

Name or company name	Teeth@Wilton House Ltd
Contract type name	GDS Contract
Purpose of contract	General
Contract start date	01/01/2018
Contract end date	

18/19 Contracted general activity (UDA)	13,500
Carry forward general activity (UDA)	0
18/19 Contracted orthodontic activity (UOA)	0
Carry forward orthodontic activity (UOA)	0
Baseline contract value	£332,296.49

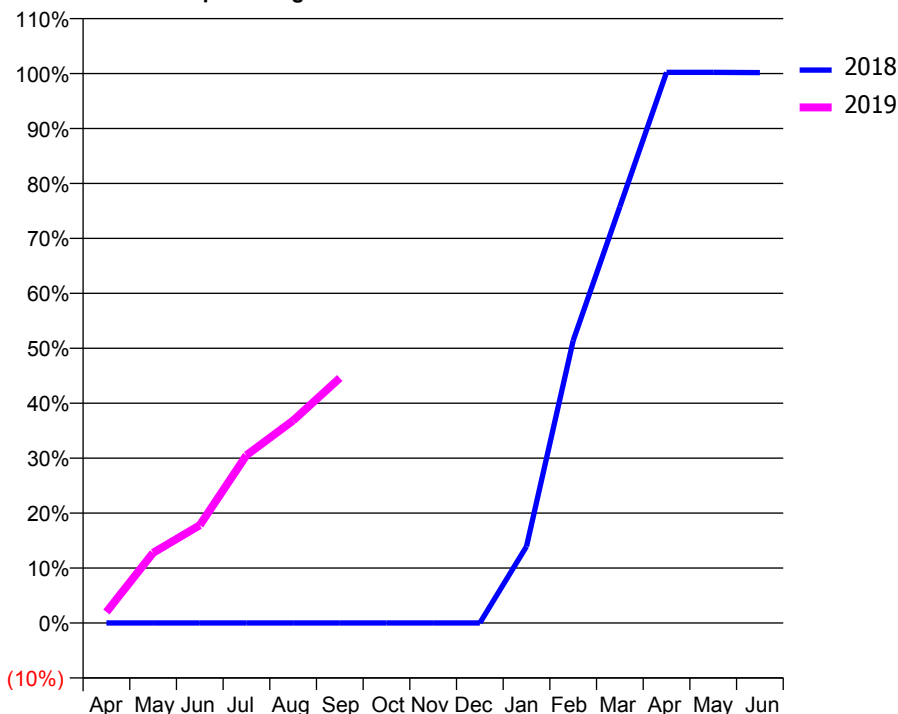
ACCESS*

Patients seen in 24 months	Total	Change since previous quarter
Quarter ending September 2017	0	
Quarter ending December 2017	0	
Quarter ending March 2018	1,497	
Quarter ending June 2018	2,755	↑
Quarter ending September 2018	3,324	↑
Variance since September 2017	N/A	



ACTIVITY

Cumulative percentage of contracted UDA delivered 2018 & 2019



Adjusted Scheduled Activity (UDA)

Month	2018	2019
April	0	271
May	0	1,725
June	0	2,404
July	0	4,124
August	0	4,973
September	0	6,020
October	0	
November	0	
December	0	
January	470	
February	1,735	
March	2,557	
April	3,382	
May	3,382	
June	3,380	

QUALITY

	Quantity	Base Number	Contract	LHB	Wales
% of FP17s for the same patient ID Re-attending within 3 months - Children	53	958	5.5%	8.5%	10.9%
% of FP17s for the same patient ID Re-attending within 3 months - Adults	466	2,698	17.3%	14.9%	15.6%
% of FP17s for the same patient ID Re-attending between 3 & 9 months - Children	233	958	24.3%	58.1%	59.4%
% of FP17s for the same patient ID Re-attending between 3 & 9 months - Adults	663	2,698	24.6%	56.1%	55.5%
% of FP17s for Band 1 Urgent Courses	256	3,231	7.9%	9.2%	8.9%
% of FP17s Relating to Free Repair or Replacements	39	3,231	1.2%	0.7%	0.7%
% of FP17s Relating to Continuations	33	3,231	1.0%	0.8%	0.7%
% of Patients satisfied with the dentistry they have received	7	7	N/A	93.5%	93.6%
% of Patients satisfied with the time they had to wait for an appointment	7	7	N/A	86.2%	88.1%

* This is based on patients treated on this contract for their most recent course of treatment. Figures in italics indicate the base number of FP17s or Patient Questionnaire responses are less than 100. N/A is shown where the base number of responses is less than 10 during the period. % is calculated as Quantity/Base number*100

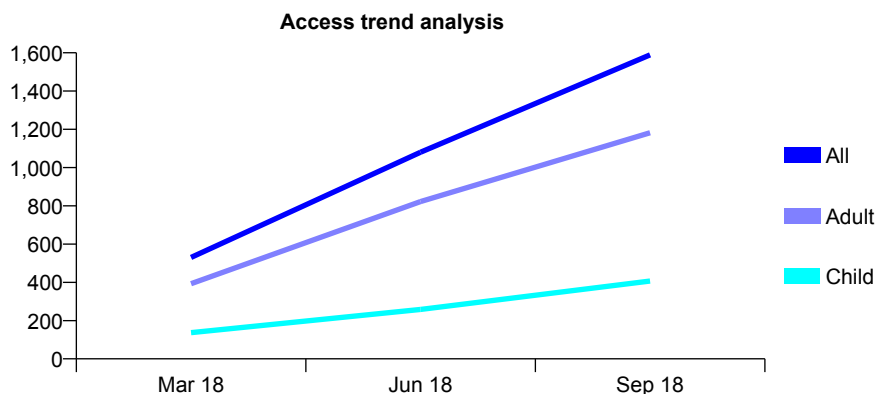
7A4 - Vital Signs At a Glance Contract Report for 100591/0000 - September 2018

Name or company name	R Nute
Contract type name	GDS Contract
Purpose of contract	General
Contract start date	01/02/2018
Contract end date	

18/19 Contracted general activity (UDA)	6,638
Carry forward general activity (UDA)	0
18/19 Contracted orthodontic activity (UOA)	0
Carry forward orthodontic activity (UOA)	0
Baseline contract value	£164,828.50

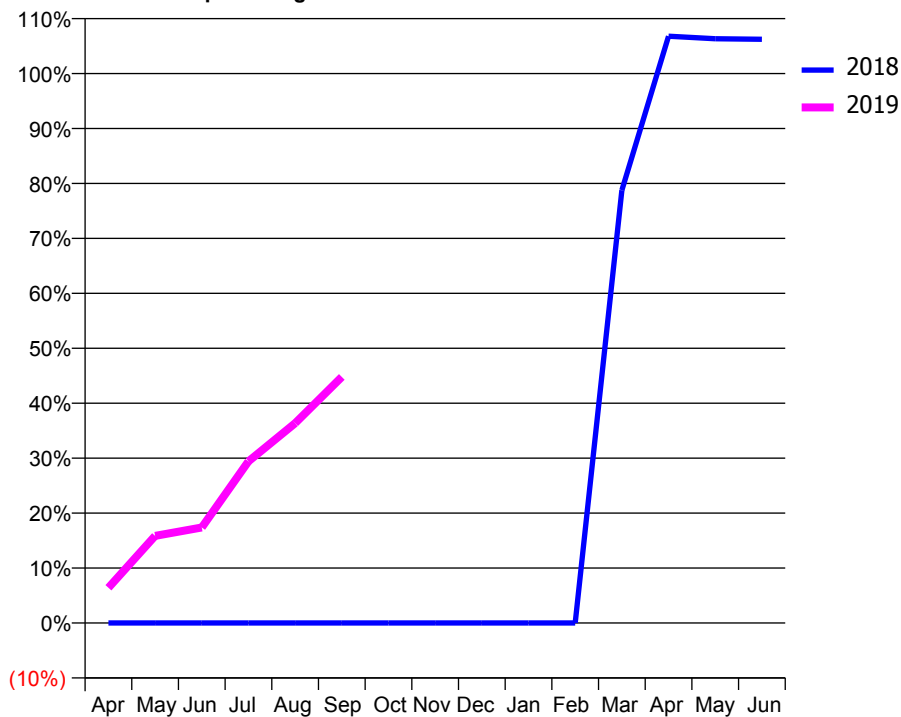
ACCESS*

Patients seen in 24 months	Total	Change since previous quarter
Quarter ending September 2017	0	
Quarter ending December 2017	0	
Quarter ending March 2018	530	
Quarter ending June 2018	1,080	↑
Quarter ending September 2018	1,589	↑
Variance since September 2017	N/A	



ACTIVITY

Cumulative percentage of contracted UDA delivered 2018 & 2019



Month	Adjusted Scheduled Activity (UDA)	
	2018	2019
April	0	426
May	0	1,052
June	0	1,155
July	0	1,954
August	0	2,414
September	0	2,973
October	0	
November	0	
December	0	
January	0	
February	0	
March	871	
April	1,181	
May	1,176	
June	1,175	

QUALITY

	Quantity	Base Number	Contract	LHB	Wales
% of FP17s for the same patient ID Re-attending within 3 months - Children	18	387	4.7%	8.5%	10.9%
% of FP17s for the same patient ID Re-attending within 3 months - Adults	199	1,280	15.5%	14.9%	15.6%
% of FP17s for the same patient ID Re-attending between 3 & 9 months - Children	51	387	13.2%	58.1%	59.4%
% of FP17s for the same patient ID Re-attending between 3 & 9 months - Adults	179	1,280	14.0%	56.1%	55.5%
% of FP17s for Band 1 Urgent Courses	233	1,534	15.2%	9.2%	8.9%
% of FP17s Relating to Free Repair or Replacements	5	1,534	0.3%	0.7%	0.7%
% of FP17s Relating to Continuations	11	1,534	0.7%	0.8%	0.7%
% of Patients satisfied with the dentistry they have received	2	2	N/A	93.5%	93.6%
% of Patients satisfied with the time they had to wait for an appointment	2	2	N/A	86.2%	88.1%

* This is based on patients treated on this contract for their most recent course of treatment. Figures in italics indicate the base number of FP17s or Patient Questionnaire responses are less than 100. N/A is shown where the base number of responses is less than 10 during the period. % is calculated as Quantity/Base number*100

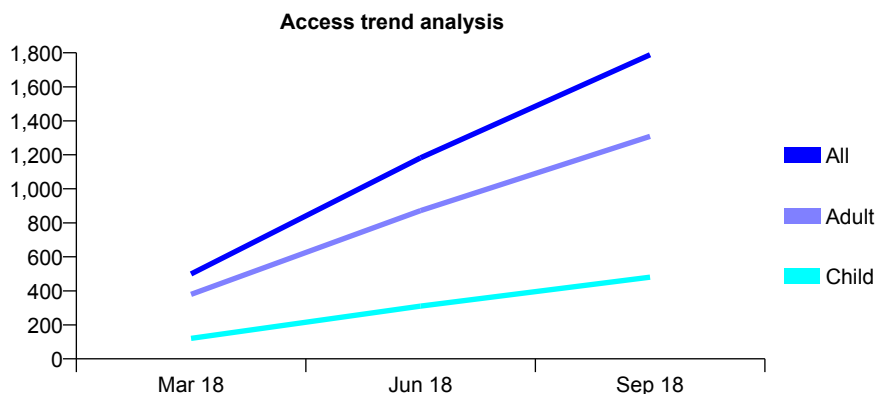
7A4 - Vital Signs At a Glance Contract Report for 100595/0000 - September 2018

Name or company name	MR M KERAI
Contract type name	GDS Contract
Purpose of contract	General
Contract start date	26/01/2018
Contract end date	

18/19 Contracted general activity (UDA)	8,808
Carry forward general activity (UDA)	0
18/19 Contracted orthodontic activity (UOA)	0
Carry forward orthodontic activity (UOA)	0
Baseline contract value	£170,219.67

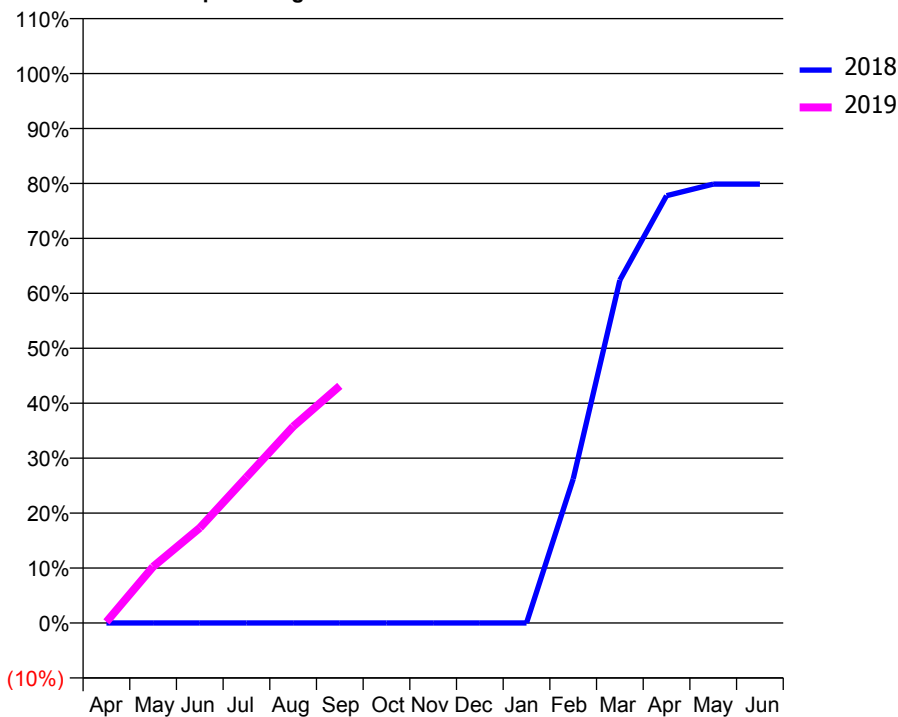
ACCESS*

Patients seen in 24 months	Total	Change since previous quarter
Quarter ending September 2017	0	
Quarter ending December 2017	0	
Quarter ending March 2018	499	
Quarter ending June 2018	1,182	↑
Quarter ending September 2018	1,789	↑
Variance since September 2017	N/A	



ACTIVITY

Cumulative percentage of contracted UDA delivered 2018 & 2019



Adjusted Scheduled Activity (UDA)

Month	2018	2019
April	0	18
May	0	903
June	0	1,525
July	0	2,337
August	0	3,150
September	0	3,802
October	0	
November	0	
December	0	
January	0	
February	422	
March	1,005	
April	1,252	
May	1,286	
June	1,286	

QUALITY

	Quantity	Base Number	Contract	LHB	Wales
% of FP17s for the same patient ID Re-attending within 3 months - Children	20	435	4.6%	8.5%	10.9%
% of FP17s for the same patient ID Re-attending within 3 months - Adults	157	1,264	12.4%	14.9%	15.6%
% of FP17s for the same patient ID Re-attending between 3 & 9 months - Children	25	435	5.7%	58.1%	59.4%
% of FP17s for the same patient ID Re-attending between 3 & 9 months - Adults	116	1,264	9.2%	56.1%	55.5%
% of FP17s for Band 1 Urgent Courses	88	1,595	5.5%	9.2%	8.9%
% of FP17s Relating to Free Repair or Replacements	4	1,595	0.3%	0.7%	0.7%
% of FP17s Relating to Continuations	8	1,595	0.5%	0.8%	0.7%
% of Patients satisfied with the dentistry they have received	2	2	N/A	93.5%	93.6%
% of Patients satisfied with the time they had to wait for an appointment	2	2	N/A	86.2%	88.1%

* This is based on patients treated on this contract for their most recent course of treatment. Figures in italics indicate the base number of FP17s or Patient Questionnaire responses are less than 100. N/A is shown where the base number of responses is less than 10 during the period. % is calculated as Quantity/Base number*100

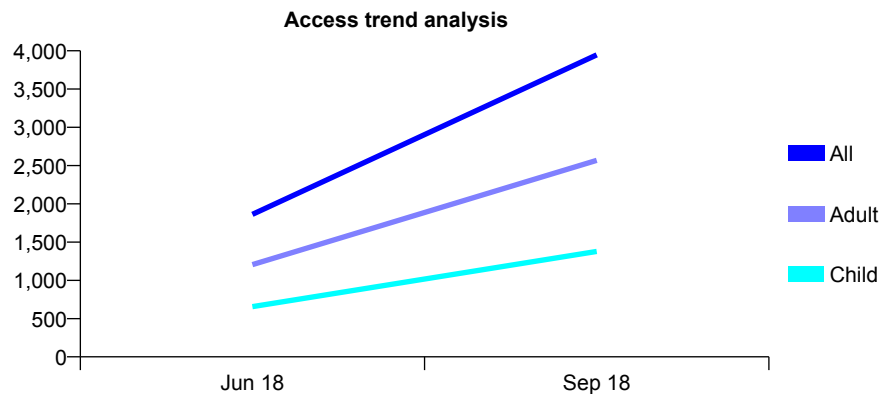
7A4 - Vital Signs At a Glance Contract Report for 100605/0000 - September 2018

Name or company name	Wilson Oral Health Limited
Contract type name	GDS Contract
Purpose of contract	General
Contract start date	01/04/2018
Contract end date	

18/19 Contracted general activity (UDA)	20,175
Carry forward general activity (UDA)	0
18/19 Contracted orthodontic activity (UOA)	0
Carry forward orthodontic activity (UOA)	0
Baseline contract value	£486,700.38

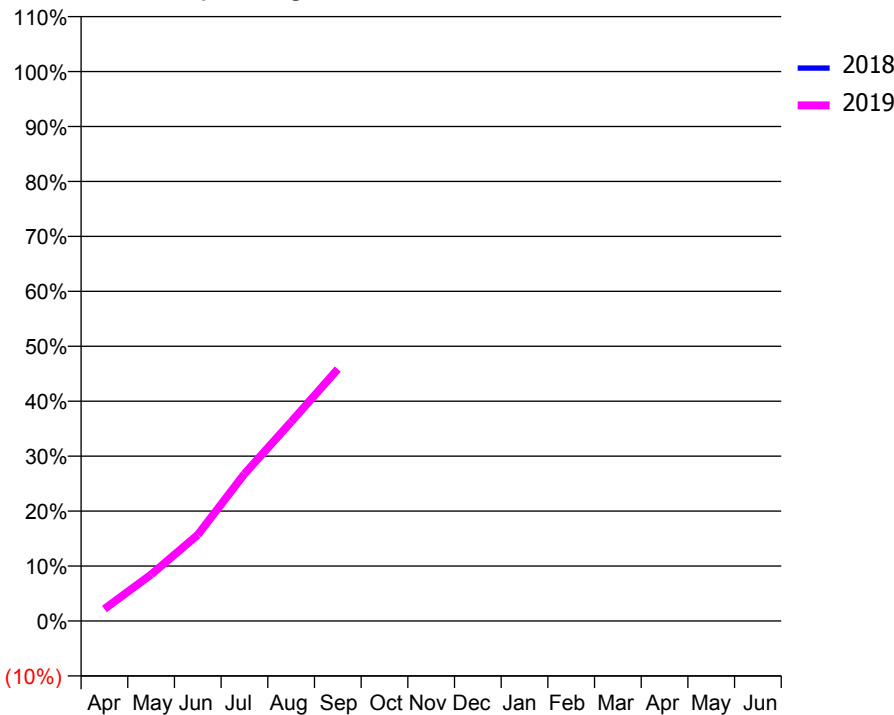
ACCESS*

Patients seen in 24 months	Total	Change since previous quarter
Quarter ending September 2017	0	
Quarter ending December 2017	0	
Quarter ending March 2018	0	
Quarter ending June 2018	1,862	↑
Quarter ending September 2018	3,946	↑
Variance since September 2017	N/A	



ACTIVITY

Cumulative percentage of contracted UDA delivered 2018 & 2019



Month	Adjusted Scheduled Activity (UDA)	
	2018	2019
April	0	441
May	0	1,707
June	0	3,164
July	0	5,401
August	0	7,311
September	0	9,250
October	0	
November	0	
December	0	
January	0	
February	0	
March	0	
April	0	
May	0	
June	0	

QUALITY

	Quantity	Base Number	Contract	LHB	Wales
% of FP17s for the same patient ID Re-attending within 3 months - Children	43	1,437	3.0%	8.5%	10.9%
% of FP17s for the same patient ID Re-attending within 3 months - Adults	215	2,824	7.6%	14.9%	15.6%
% of FP17s for the same patient ID Re-attending between 3 & 9 months - Children	36	1,437	2.5%	58.1%	59.4%
% of FP17s for the same patient ID Re-attending between 3 & 9 months - Adults	116	2,824	4.1%	56.1%	55.5%
% of FP17s for Band 1 Urgent Courses	235	4,261	5.5%	9.2%	8.9%
% of FP17s Relating to Free Repair or Replacements	8	4,261	0.2%	0.7%	0.7%
% of FP17s Relating to Continuations	19	4,261	0.4%	0.8%	0.7%
% of Patients satisfied with the dentistry they have received	4	4	N/A	93.5%	93.6%
% of Patients satisfied with the time they had to wait for an appointment	3	4	N/A	86.2%	88.1%

* This is based on patients treated on this contract for their most recent course of treatment. Figures in italics indicate the base number of FP17s or Patient Questionnaire responses are less than 100. N/A is shown where the base number of responses is less than 10 during the period. % is calculated as Quantity/Base number*100

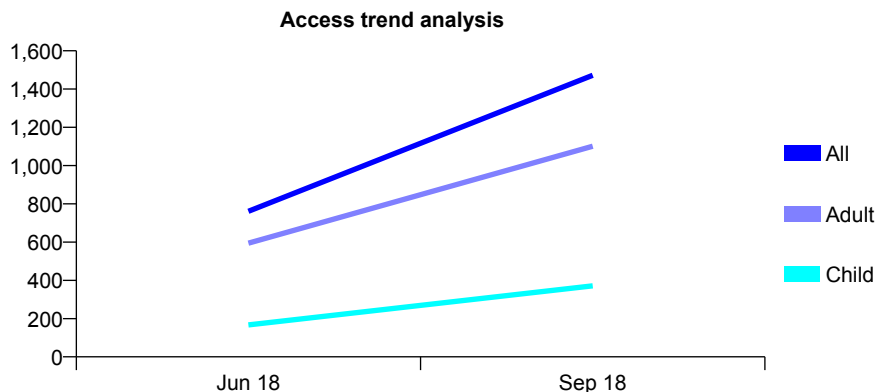
7A4 - Vital Signs At a Glance Contract Report for 100650/0000 - September 2018

Name or company name	BDS Dentists Ltd
Contract type name	GDS Contract
Purpose of contract	General
Contract start date	01/04/2018
Contract end date	

18/19 Contracted general activity (UDA)	7,010
Carry forward general activity (UDA)	0
18/19 Contracted orthodontic activity (UOA)	0
Carry forward orthodontic activity (UOA)	0
Baseline contract value	£171,309.90

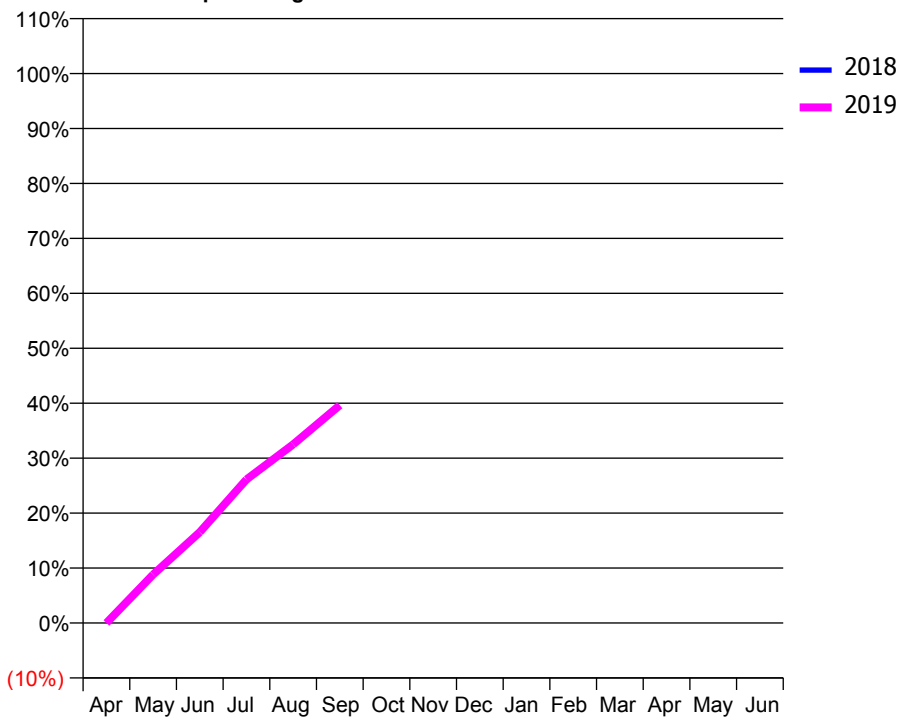
ACCESS*

Patients seen in 24 months	Total	Change since previous quarter
Quarter ending September 2017	0	
Quarter ending December 2017	0	
Quarter ending March 2018	0	
Quarter ending June 2018	761	↑
Quarter ending September 2018	1,472	↑
Variance since September 2017	N/A	



ACTIVITY

Cumulative percentage of contracted UDA delivered 2018 & 2019



Month	Adjusted Scheduled Activity (UDA)	
	2018	2019
April	0	0
May	0	618
June	0	1,159
July	0	1,831
August	0	2,278
September	0	2,778
October	0	
November	0	
December	0	
January	0	
February	0	
March	0	
April	0	
May	0	
June	0	

QUALITY

	Quantity	Base Number	Contract	LHB	Wales
% of FP17s for the same patient ID Re-attending within 3 months - Children	18	397	4.5%	8.5%	10.9%
% of FP17s for the same patient ID Re-attending within 3 months - Adults	92	1,219	7.5%	14.9%	15.6%
% of FP17s for the same patient ID Re-attending between 3 & 9 months - Children	6	397	1.5%	58.1%	59.4%
% of FP17s for the same patient ID Re-attending between 3 & 9 months - Adults	31	1,219	2.5%	56.1%	55.5%
% of FP17s for Band 1 Urgent Courses	116	1,616	7.2%	9.2%	8.9%
% of FP17s Relating to Free Repair or Replacements	1	1,616	0.1%	0.7%	0.7%
% of FP17s Relating to Continuations	0	1,616	0.0%	0.8%	0.7%
% of Patients satisfied with the dentistry they have received	5	5	N/A	93.5%	93.6%
% of Patients satisfied with the time they had to wait for an appointment	5	5	N/A	86.2%	88.1%

* This is based on patients treated on this contract for their most recent course of treatment. Figures in italics indicate the base number of FP17s or Patient Questionnaire responses are less than 100. N/A is shown where the base number of responses is less than 10 during the period. % is calculated as Quantity/Base number*100

7A4 - Vital Signs At a Glance Contract Report for 100843/0000 - September 2018


Name or company name	East Street D C Ltd
Contract type name	GDS Contract
Purpose of contract	General
Contract start date	01/07/2018
Contract end date	

18/19 Contracted general activity (UDA)	3,182
Carry forward general activity (UDA)	0
18/19 Contracted orthodontic activity (UOA)	0
Carry forward orthodontic activity (UOA)	0
Baseline contract value	£103,191.25

ACCESS*

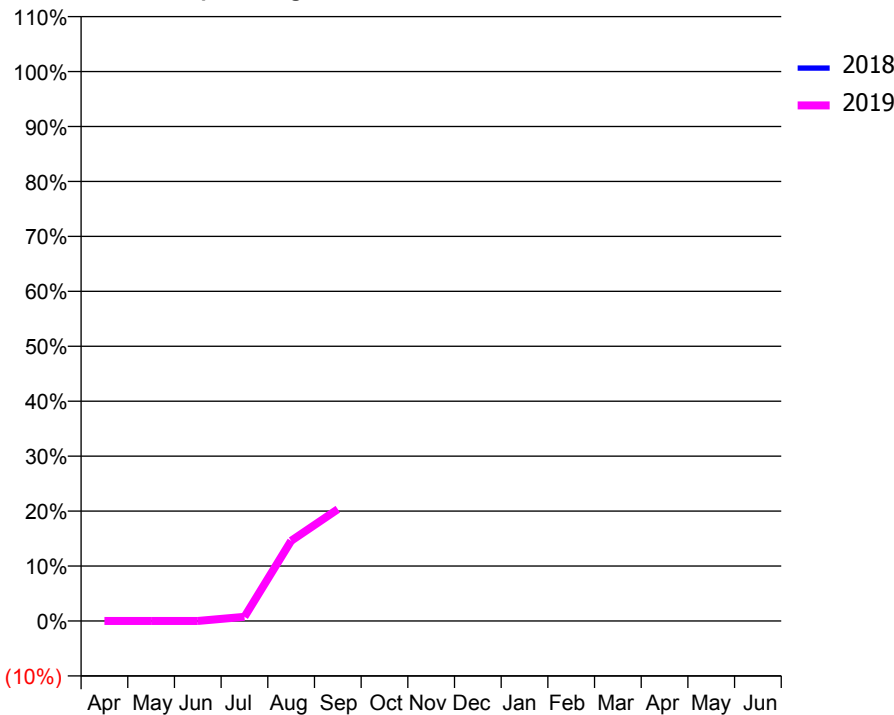
Patients seen in 24 months	Total	Change since previous quarter
Quarter ending September 2017	0	
Quarter ending December 2017	0	
Quarter ending March 2018	0	
Quarter ending June 2018	0	
Quarter ending September 2018	320	↑
Variance since September 2017	N/A	

Access trend analysis



ACTIVITY

Cumulative percentage of contracted UDA delivered 2018 & 2019



Month	Adjusted Scheduled Activity (UDA)	
	2018	2019
April	0	0
May	0	0
June	0	0
July	0	24
August	0	464
September	0	648
October	0	
November	0	
December	0	
January	0	
February	0	
March	0	
April	0	
May	0	
June	0	

QUALITY

	Quantity	Base Number	Contract	LHB	Wales
% of FP17s for the same patient ID Re-attending within 3 months - Children	1	50	2.0%	8.5%	10.9%
% of FP17s for the same patient ID Re-attending within 3 months - Adults	9	252	3.6%	14.9%	15.6%
% of FP17s for the same patient ID Re-attending between 3 & 9 months - Children	0	50	0.0%	58.1%	59.4%
% of FP17s for the same patient ID Re-attending between 3 & 9 months - Adults	0	252	0.0%	56.1%	55.5%
% of FP17s for Band 1 Urgent Courses	28	302	9.3%	9.2%	8.9%
% of FP17s Relating to Free Repair or Replacements	0	302	0.0%	0.7%	0.7%
% of FP17s Relating to Continuations	1	302	0.3%	0.8%	0.7%
% of Patients satisfied with the dentistry they have received	2	2	N/A	93.5%	93.6%
% of Patients satisfied with the time they had to wait for an appointment	1	2	N/A	86.2%	88.1%

* This is based on patients treated on this contract for their most recent course of treatment. Figures in italics indicate the base number of FP17s or Patient Questionnaire responses are less than 100. N/A is shown where the base number of responses is less than 10 during the period. % is calculated as Quantity/Base number*100

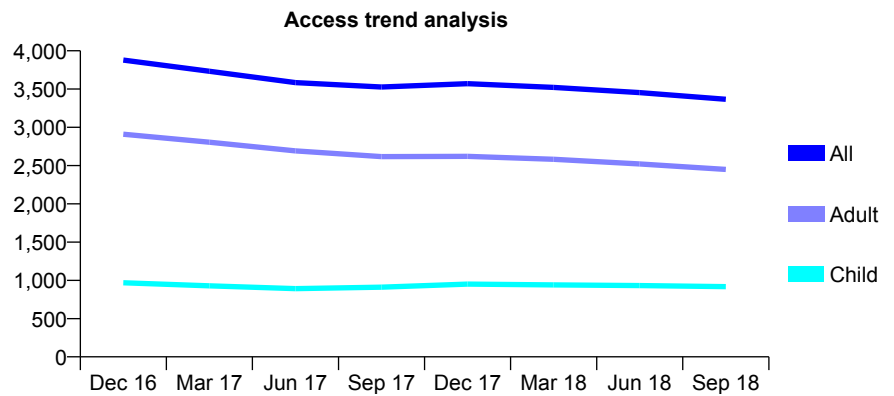
7A4 - Vital Signs At a Glance Contract Report for 101338/0151 - September 2018

Name or company name	Whitecross Dental Care Limited
Contract type name	GDS Contract
Purpose of contract	General
Contract start date	01/11/2014
Contract end date	

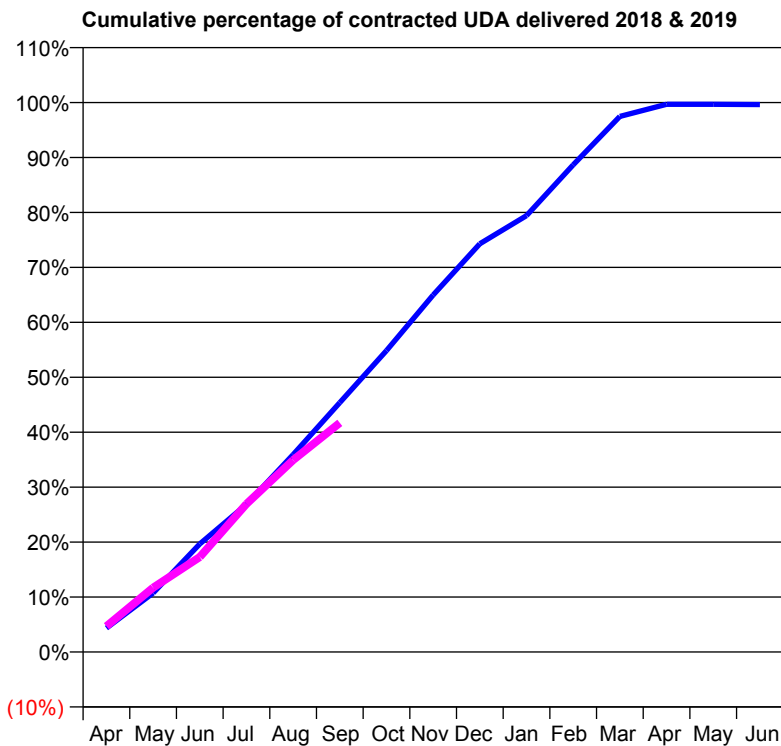
18/19 Contracted general activity (UDA)	11,700
Carry forward general activity (UDA)	0
18/19 Contracted orthodontic activity (UOA)	0
Carry forward orthodontic activity (UOA)	0
Baseline contract value	£285,181.43

ACCESS*

Patients seen in 24 months	Total	Change since previous quarter
Quarter ending September 2017	3,527	
Quarter ending December 2017	3,570	→
Quarter ending March 2018	3,522	↓
Quarter ending June 2018	3,453	↓
Quarter ending September 2018	3,367	↓
Variance since September 2017	(4.5%)	↓



ACTIVITY



Month	Adjusted Scheduled Activity (UDA)	
	2018	2019
April	510	549
May	1,256	1,370
June	2,302	2,022
July	3,146	3,154
August	4,205	4,088
September	5,312	4,879
October	6,417	
November	7,602	
December	8,693	
January	9,292	
February	10,374	
March	11,404	
April	11,663	
May	11,662	
June	11,658	

QUALITY

	Quantity	Base Number	Contract	LHB	Wales
% of FP17s for the same patient ID Re-attending within 3 months - Children	12	603	2.0%	8.5%	10.9%
% of FP17s for the same patient ID Re-attending within 3 months - Adults	72	1,681	4.3%	14.9%	15.6%
% of FP17s for the same patient ID Re-attending between 3 & 9 months - Children	276	603	45.8%	58.1%	59.4%
% of FP17s for the same patient ID Re-attending between 3 & 9 months - Adults	1,075	1,681	64.0%	56.1%	55.5%
% of FP17s for Band 1 Urgent Courses	55	2,171	2.5%	9.2%	8.9%
% of FP17s Relating to Free Repair or Replacements	6	2,171	0.3%	0.7%	0.7%
% of FP17s Relating to Continuations	2	2,171	0.1%	0.8%	0.7%
% of Patients satisfied with the dentistry they have received	2	3	N/A	93.5%	93.6%
% of Patients satisfied with the time they had to wait for an appointment	2	3	N/A	86.2%	88.1%

* This is based on patients treated on this contract for their most recent course of treatment. Figures in italics indicate the base number of FP17s or Patient Questionnaire responses are less than 100. N/A is shown where the base number of responses is less than 10 during the period. % is calculated as Quantity/Base number*100

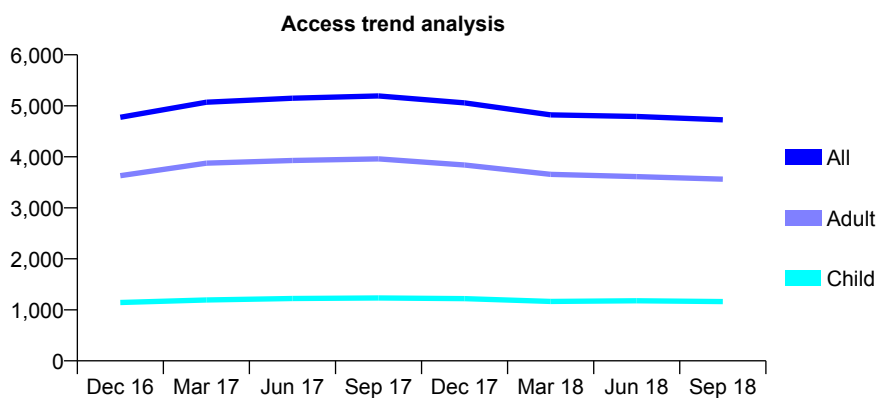
7A4 - Vital Signs At a Glance Contract Report for 101338/0152 - September 2018

Name or company name	Whitecross Dental Care Limited
Contract type name	GDS Contract
Purpose of contract	General
Contract start date	01/04/2015
Contract end date	

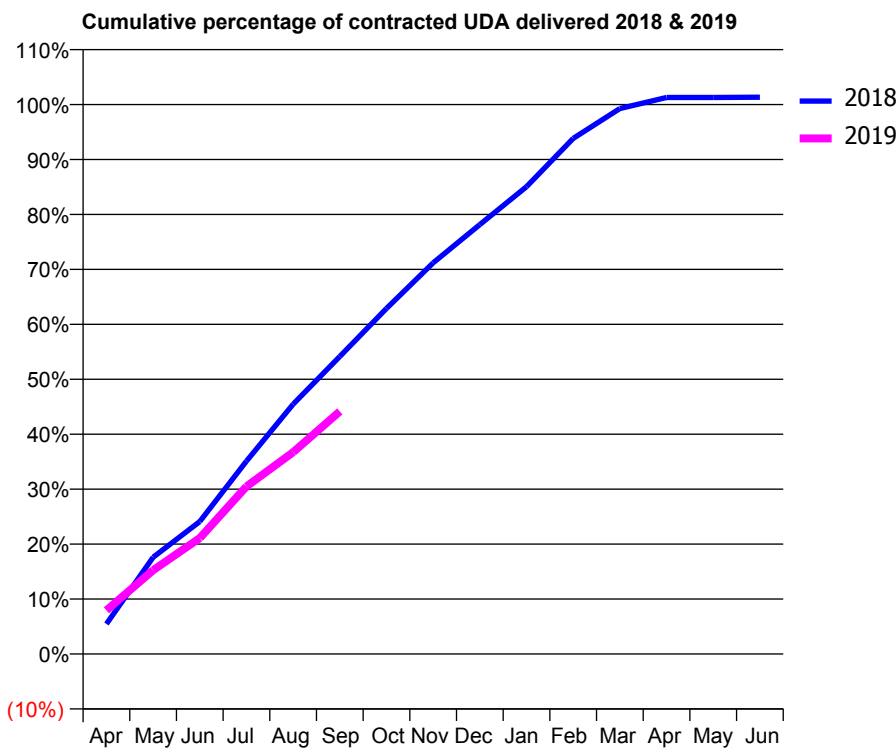
18/19 Contracted general activity (UDA)	13,434
Carry forward general activity (UDA)	0
18/19 Contracted orthodontic activity (UOA)	0
Carry forward orthodontic activity (UOA)	0
Baseline contract value	£351,669.40

ACCESS*

Patients seen in 24 months	Total	Change since previous quarter
Quarter ending September 2017	5,193	
Quarter ending December 2017	5,058	↓
Quarter ending March 2018	4,821	↓
Quarter ending June 2018	4,790	→
Quarter ending September 2018	4,725	↓
Variance since September 2017	(9.0%)	↓



ACTIVITY



Month	Adjusted Scheduled Activity (UDA)	
	2018	2019
April	735	1,066
May	2,365	2,048
June	3,238	2,835
July	4,714	4,097
August	6,108	4,935
September	7,276	5,932
October	8,449	
November	9,562	
December	10,498	
January	11,425	
February	12,605	
March	13,334	
April	13,605	
May	13,605	
June	13,613	

QUALITY

	Quantity	Base Number	Contract	LHB	Wales
% of FP17s for the same patient ID Re-attending within 3 months - Children	39	763	5.1%	8.5%	10.9%
% of FP17s for the same patient ID Re-attending within 3 months - Adults	196	2,253	8.7%	14.9%	15.6%
% of FP17s for the same patient ID Re-attending between 3 & 9 months - Children	406	763	53.2%	58.1%	59.4%
% of FP17s for the same patient ID Re-attending between 3 & 9 months - Adults	1,353	2,253	60.1%	56.1%	55.5%
% of FP17s for Band 1 Urgent Courses	112	2,886	3.9%	9.2%	8.9%
% of FP17s Relating to Free Repair or Replacements	14	2,886	0.5%	0.7%	0.7%
% of FP17s Relating to Continuations	35	2,886	1.2%	0.8%	0.7%
% of Patients satisfied with the dentistry they have received	4	4	N/A	93.5%	93.6%
% of Patients satisfied with the time they had to wait for an appointment	4	4	N/A	86.2%	88.1%

* This is based on patients treated on this contract for their most recent course of treatment. Figures in italics indicate the base number of FP17s or Patient Questionnaire responses are less than 100. N/A is shown where the base number of responses is less than 10 during the period. % is calculated as Quantity/Base number*100

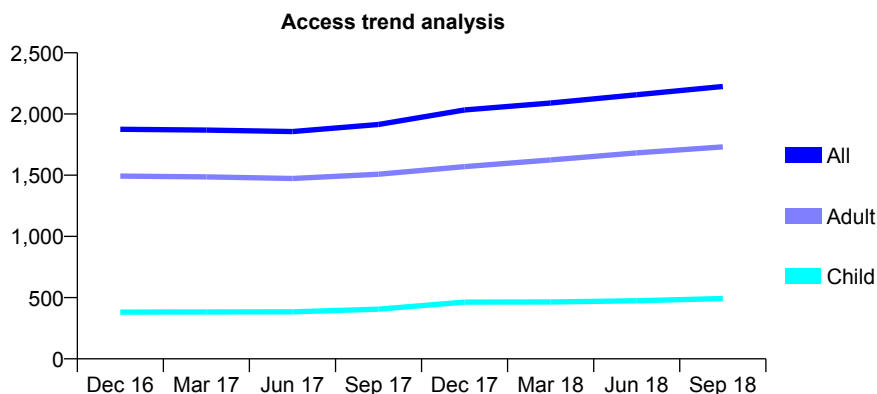
7A4 - Vital Signs At a Glance Contract Report for 104272/0001 - September 2018

Name or company name	Dragon Tears Limited
Contract type name	GDS Contract
Purpose of contract	General
Contract start date	01/07/2014
Contract end date	

18/19 Contracted general activity (UDA)	6,026
Carry forward general activity (UDA)	0
18/19 Contracted orthodontic activity (UOA)	0
Carry forward orthodontic activity (UOA)	0
Baseline contract value	£155,284.21

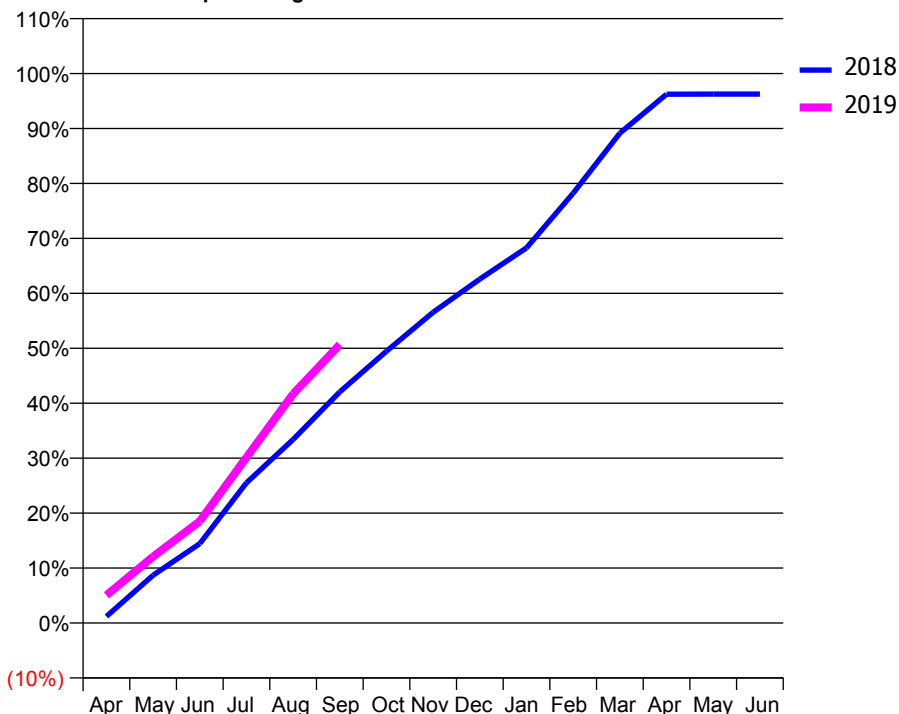
ACCESS*

Patients seen in 24 months	Total	Change since previous quarter
Quarter ending September 2017	1,914	
Quarter ending December 2017	2,033	↑
Quarter ending March 2018	2,090	↑
Quarter ending June 2018	2,157	↑
Quarter ending September 2018	2,225	↑
Variance since September 2017	16.2%	↑



ACTIVITY

Cumulative percentage of contracted UDA delivered 2018 & 2019



Adjusted Scheduled Activity (UDA)

Month	2018	2019
April	72	306
May	525	729
June	870	1,117
July	1,538	1,817
August	2,013	2,513
September	2,535	3,054
October	2,981	
November	3,408	
December	3,772	
January	4,115	
February	4,714	
March	5,371	
April	5,799	
May	5,800	
June	5,800	

QUALITY

	Quantity	Base Number	Contract	LHB	Wales
% of FP17s for the same patient ID Re-attending within 3 months - Children	21	351	6.0%	8.5%	10.9%
% of FP17s for the same patient ID Re-attending within 3 months - Adults	241	1,370	17.6%	14.9%	15.6%
% of FP17s for the same patient ID Re-attending between 3 & 9 months - Children	179	351	51.0%	58.1%	59.4%
% of FP17s for the same patient ID Re-attending between 3 & 9 months - Adults	681	1,370	49.7%	56.1%	55.5%
% of FP17s for Band 1 Urgent Courses	193	1,528	12.6%	9.2%	8.9%
% of FP17s Relating to Free Repair or Replacements	6	1,528	0.4%	0.7%	0.7%
% of FP17s Relating to Continuations	1	1,528	0.1%	0.8%	0.7%
% of Patients satisfied with the dentistry they have received	6	7	N/A	93.5%	93.6%
% of Patients satisfied with the time they had to wait for an appointment	6	7	N/A	86.2%	88.1%

* This is based on patients treated on this contract for their most recent course of treatment. Figures in italics indicate the base number of FP17s or Patient Questionnaire responses are less than 100. N/A is shown where the base number of responses is less than 10 during the period. % is calculated as Quantity/Base number*100

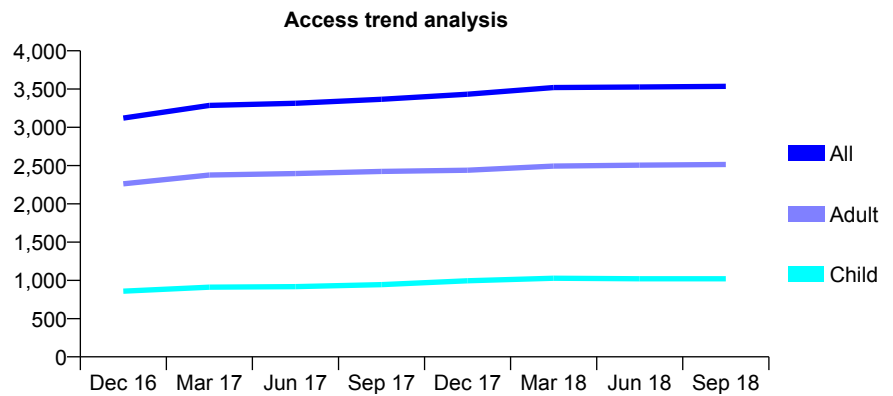
7A4 - Vital Signs At a Glance Contract Report for 105015/0001 - September 2018

Name or company name	Colchester Dental Surgery Limited
Contract type name	GDS Contract
Purpose of contract	General
Contract start date	01/06/2011
Contract end date	

18/19 Contracted general activity (UDA)	8,429
Carry forward general activity (UDA)	0
18/19 Contracted orthodontic activity (UOA)	0
Carry forward orthodontic activity (UOA)	0
Baseline contract value	£185,240.80

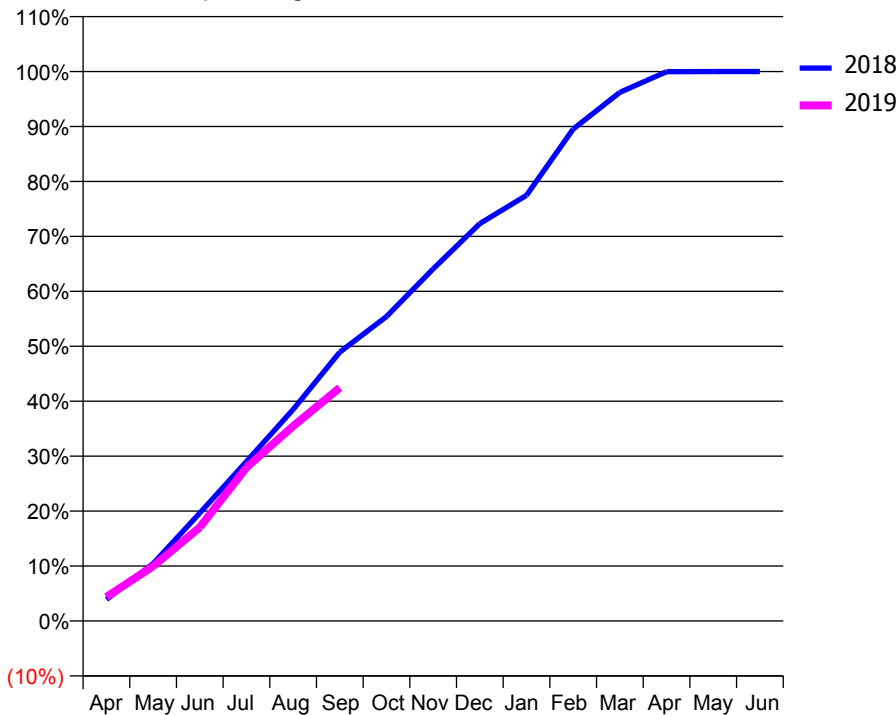
ACCESS*

Patients seen in 24 months	Total	Change since previous quarter
Quarter ending September 2017	3,367	
Quarter ending December 2017	3,433	→
Quarter ending March 2018	3,520	↑
Quarter ending June 2018	3,527	→
Quarter ending September 2018	3,536	→
Variance since September 2017	5.0%	↑



ACTIVITY

Cumulative percentage of contracted UDA delivered 2018 & 2019



Month	Adjusted Scheduled Activity (UDA)	
	2018	2019
April	330	368
May	880	839
June	1,655	1,436
July	2,448	2,356
August	3,245	2,990
September	4,125	3,578
October	4,671	
November	5,402	
December	6,097	
January	6,530	
February	7,546	
March	8,108	
April	8,427	
May	8,429	
June	8,429	

QUALITY

	Quantity	Base Number	Contract	LHB	Wales
% of FP17s for the same patient ID Re-attending within 3 months - Children	60	851	7.1%	8.5%	10.9%
% of FP17s for the same patient ID Re-attending within 3 months - Adults	246	1,845	13.3%	14.9%	15.6%
% of FP17s for the same patient ID Re-attending between 3 & 9 months - Children	611	851	71.8%	58.1%	59.4%
% of FP17s for the same patient ID Re-attending between 3 & 9 months - Adults	1,165	1,845	63.1%	56.1%	55.5%
% of FP17s for Band 1 Urgent Courses	255	2,462	10.4%	9.2%	8.9%
% of FP17s Relating to Free Repair or Replacements	5	2,462	0.2%	0.7%	0.7%
% of FP17s Relating to Continuations	2	2,462	0.1%	0.8%	0.7%
% of Patients satisfied with the dentistry they have received	4	4	N/A	93.5%	93.6%
% of Patients satisfied with the time they had to wait for an appointment	4	4	N/A	86.2%	88.1%

* This is based on patients treated on this contract for their most recent course of treatment. Figures in italics indicate the base number of FP17s or Patient Questionnaire responses are less than 100. N/A is shown where the base number of responses is less than 10 during the period. % is calculated as Quantity/Base number*100

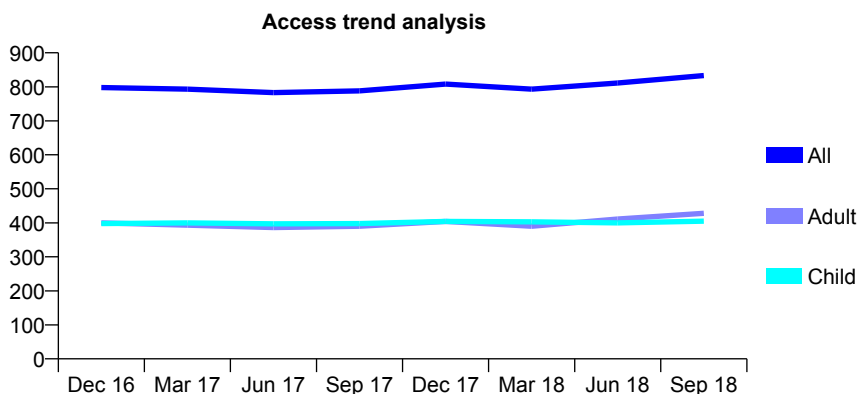
7A4 - Vital Signs At a Glance Contract Report for 107107/0001 - September 2018

Name or company name	Jenkins Locum & Administration Services L
Contract type name	GDS Contract
Purpose of contract	General
Contract start date	01/07/2007
Contract end date	

18/19 Contracted general activity (UDA)	2,100
Carry forward general activity (UDA)	0
18/19 Contracted orthodontic activity (UOA)	0
Carry forward orthodontic activity (UOA)	0
Baseline contract value	£52,483.39

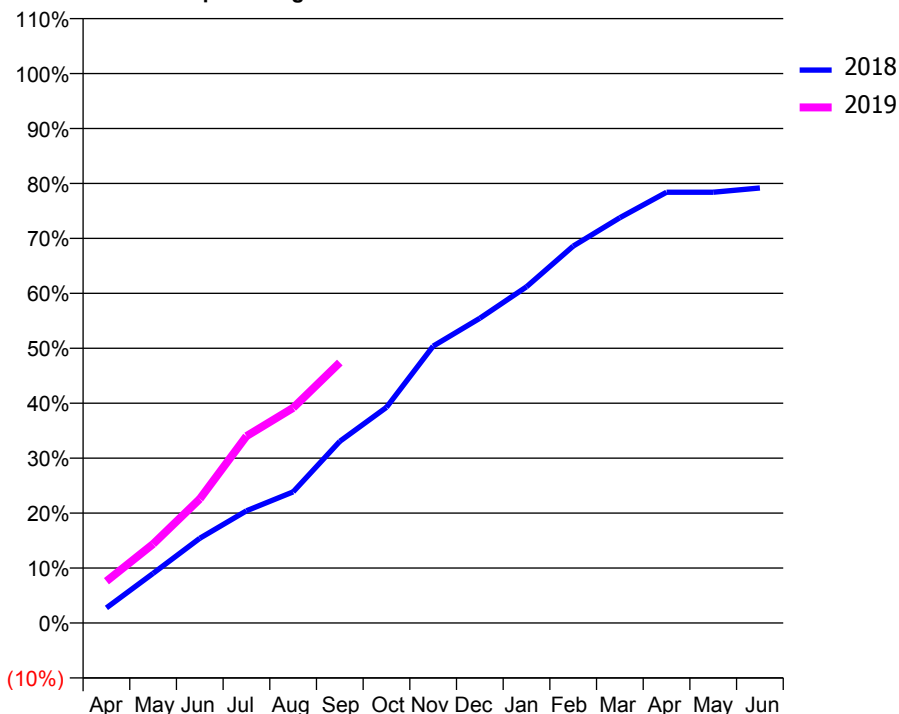
ACCESS*

Patients seen in 24 months	Total	Change since previous quarter
Quarter ending September 2017	788	
Quarter ending December 2017	808	↑
Quarter ending March 2018	793	↓
Quarter ending June 2018	811	↑
Quarter ending September 2018	833	↑
Variance since September 2017	5.7%	↑



ACTIVITY

Cumulative percentage of contracted UDA delivered 2018 & 2019



Adjusted Scheduled Activity (UDA)

Month	2018	2019
April	65	160
May	215	302
June	366	474
July	484	714
August	566	822
September	784	995
October	931	
November	1,195	
December	1,315	
January	1,451	
February	1,627	
March	1,749	
April	1,860	
May	1,860	
June	1,878	

QUALITY

	Quantity	Base Number	Contract	LHB	Wales
% of FP17s for the same patient ID Re-attending within 3 months - Children	11	315	3.5%	8.5%	10.9%
% of FP17s for the same patient ID Re-attending within 3 months - Adults	40	269	14.9%	14.9%	15.6%
% of FP17s for the same patient ID Re-attending between 3 & 9 months - Children	189	315	60.0%	58.1%	59.4%
% of FP17s for the same patient ID Re-attending between 3 & 9 months - Adults	103	269	38.3%	56.1%	55.5%
% of FP17s for Band 1 Urgent Courses	37	519	7.1%	9.2%	8.9%
% of FP17s Relating to Free Repair or Replacements	0	519	0.0%	0.7%	0.7%
% of FP17s Relating to Continuations	0	519	0.0%	0.8%	0.7%
% of Patients satisfied with the dentistry they have received	0	0	N/A	93.5%	93.6%
% of Patients satisfied with the time they had to wait for an appointment	0	0	N/A	86.2%	88.1%

* This is based on patients treated on this contract for their most recent course of treatment. Figures in italics indicate the base number of FP17s or Patient Questionnaire responses are less than 100. N/A is shown where the base number of responses is less than 10 during the period. % is calculated as Quantity/Base number*100

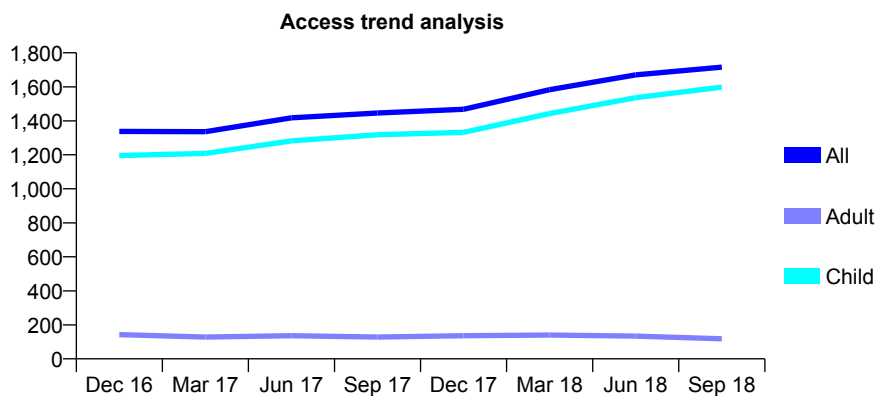
7A4 - Vital Signs At a Glance Contract Report for 108014/0001 - September 2018

Name or company name	Smiles Studio Penarth Ltd
Contract type name	GDS Contract
Purpose of contract	General
Contract start date	01/01/2012
Contract end date	

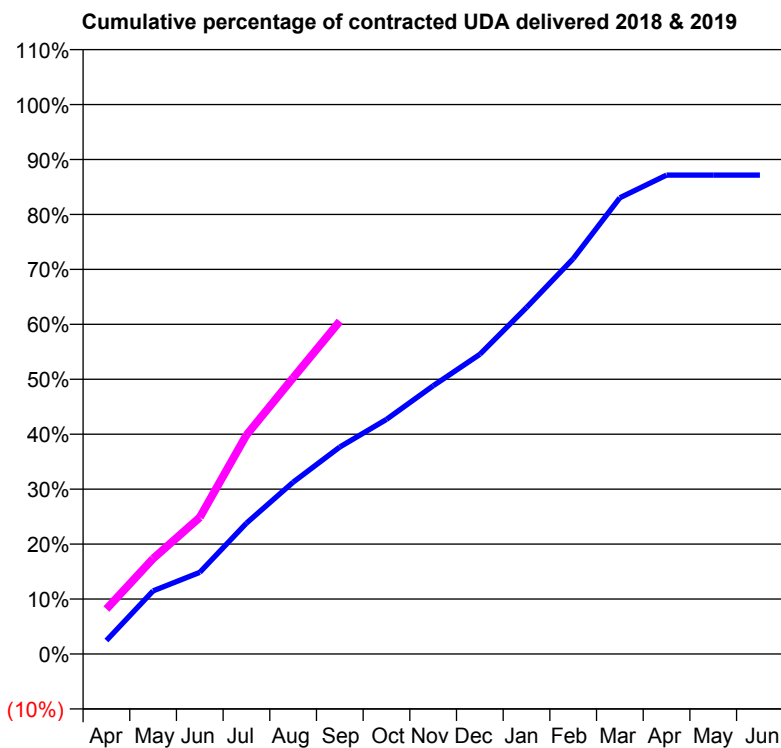
18/19 Contracted general activity (UDA)	2,750
Carry forward general activity (UDA)	0
18/19 Contracted orthodontic activity (UOA)	0
Carry forward orthodontic activity (UOA)	0
Baseline contract value	£69,657.64

ACCESS*

Patients seen in 24 months	Total	Change since previous quarter
Quarter ending September 2017	1,446	
Quarter ending December 2017	1,468	→
Quarter ending March 2018	1,583	↑
Quarter ending June 2018	1,670	↑
Quarter ending September 2018	1,716	↑
Variance since September 2017	18.7%	↑



ACTIVITY



Month	Adjusted Scheduled Activity (UDA)	
	2018	2019
April	104	225
May	487	477
June	630	684
July	1,009	1,096
August	1,324	1,382
September	1,597	1,665
October	1,810	
November	2,068	
December	2,311	
January	2,671	
February	3,048	
March	3,518	
April	3,693	
May	3,693	
June	3,693	

QUALITY

	Quantity	Base Number	Contract	LHB	Wales
% of FP17s for the same patient ID Re-attending within 3 months - Children	118	1,334	8.8%	8.5%	10.9%
% of FP17s for the same patient ID Re-attending within 3 months - Adults	4	40	10.0%	14.9%	15.6%
% of FP17s for the same patient ID Re-attending between 3 & 9 months - Children	751	1,334	56.3%	58.1%	59.4%
% of FP17s for the same patient ID Re-attending between 3 & 9 months - Adults	22	40	55.0%	56.1%	55.5%
% of FP17s for Band 1 Urgent Courses	47	1,290	3.6%	9.2%	8.9%
% of FP17s Relating to Free Repair or Replacements	1	1,290	0.1%	0.7%	0.7%
% of FP17s Relating to Continuations	0	1,290	0.0%	0.8%	0.7%
% of Patients satisfied with the dentistry they have received	1	1	N/A	93.5%	93.6%
% of Patients satisfied with the time they had to wait for an appointment	1	1	N/A	86.2%	88.1%

* This is based on patients treated on this contract for their most recent course of treatment. Figures in italics indicate the base number of FP17s or Patient Questionnaire responses are less than 100. N/A is shown where the base number of responses is less than 10 during the period. % is calculated as Quantity/Base number*100

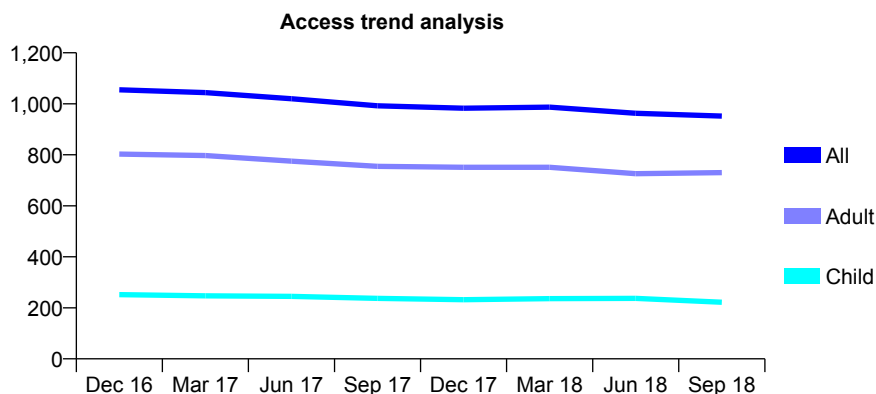
7A4 - Vital Signs At a Glance Contract Report for 108200/0002 - September 2018

Name or company name	Cardiff & Vale University Health Board
Contract type name	PDS Contract
Purpose of contract	General
Contract start date	01/04/2006
Contract end date	31/12/2026

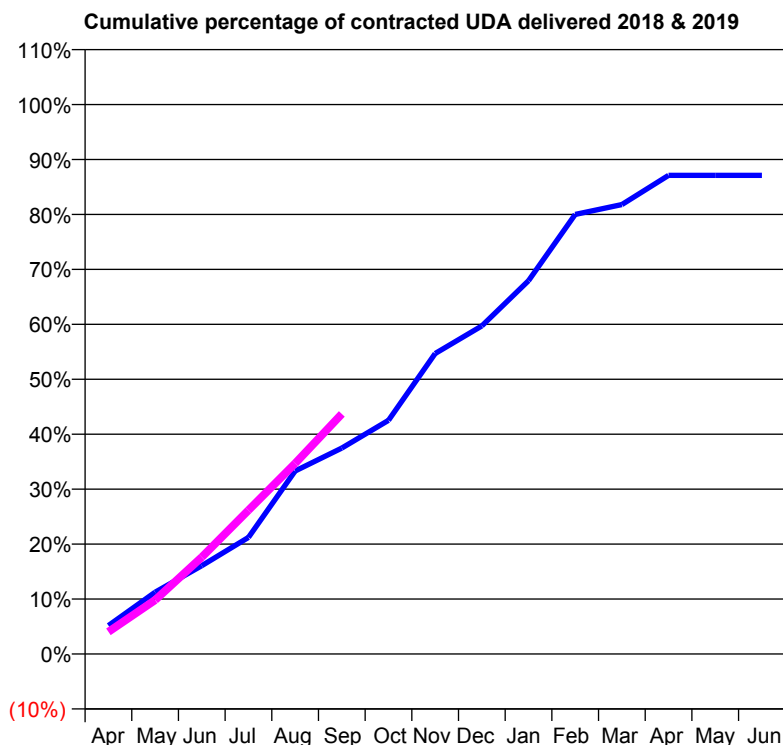
18/19 Contracted general activity (UDA)	2,192
Carry forward general activity (UDA)	0
18/19 Contracted orthodontic activity (UOA)	0
Carry forward orthodontic activity (UOA)	0
Baseline contract value	£53,391.16

ACCESS*

Patients seen in 24 months	Total	Change since previous quarter
Quarter ending September 2017	992	
Quarter ending December 2017	983	→
Quarter ending March 2018	987	→
Quarter ending June 2018	963	↓
Quarter ending September 2018	952	↓
Variance since September 2017	(4.0%)	↓



ACTIVITY



Month	Adjusted Scheduled Activity (UDA)	
	2018	2019
April	113	88
May	247	215
June	352	386
July	465	574
August	730	760
September	821	958
October	932	
November	1,199	
December	1,309	
January	1,489	
February	1,753	
March	1,793	
April	1,909	
May	1,909	
June	1,909	

QUALITY

	Quantity	Base Number	Contract	LHB	Wales
% of FP17s for the same patient ID Re-attending within 3 months - Children	6	140	4.3%	8.5%	10.9%
% of FP17s for the same patient ID Re-attending within 3 months - Adults	49	441	11.1%	14.9%	15.6%
% of FP17s for the same patient ID Re-attending between 3 & 9 months - Children	73	140	52.1%	58.1%	59.4%
% of FP17s for the same patient ID Re-attending between 3 & 9 months - Adults	164	441	37.2%	56.1%	55.5%
% of FP17s for Band 1 Urgent Courses	33	518	6.4%	9.2%	8.9%
% of FP17s Relating to Free Repair or Replacements	0	518	0.0%	0.7%	0.7%
% of FP17s Relating to Continuations	3	518	0.6%	0.8%	0.7%
% of Patients satisfied with the dentistry they have received	1	1	N/A	93.5%	93.6%
% of Patients satisfied with the time they had to wait for an appointment	1	1	N/A	86.2%	88.1%

* This is based on patients treated on this contract for their most recent course of treatment. Figures in italics indicate the base number of FP17s or Patient Questionnaire responses are less than 100. N/A is shown where the base number of responses is less than 10 during the period. % is calculated as Quantity/Base number*100

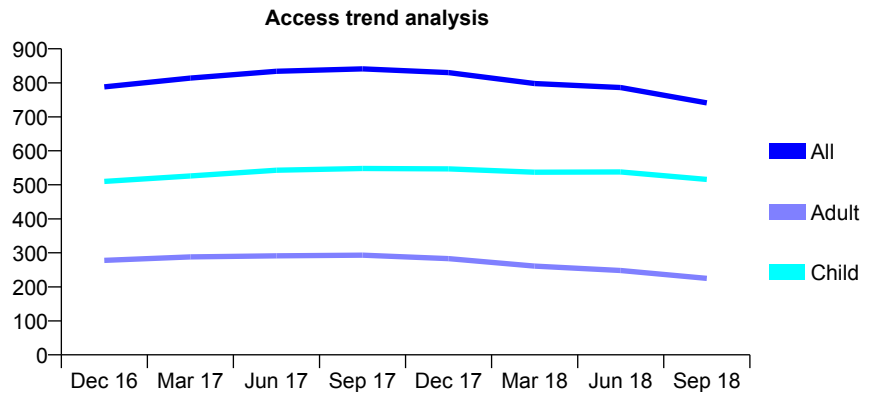
7A4 - Vital Signs At a Glance Contract Report for 112615/0001 - September 2018

Name or company name	Moorcastle Ltd
Contract type name	GDS Contract
Purpose of contract	General
Contract start date	01/08/2015
Contract end date	

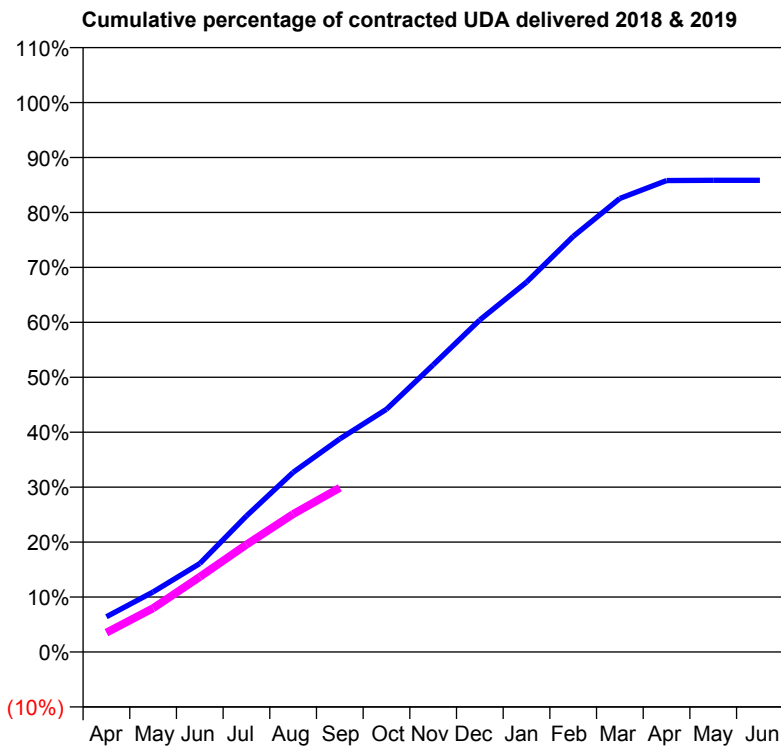
18/19 Contracted general activity (UDA)	2,144
Carry forward general activity (UDA)	0
18/19 Contracted orthodontic activity (UOA)	0
Carry forward orthodontic activity (UOA)	0
Baseline contract value	£53,207.56

ACCESS*

Patients seen in 24 months	Total	Change since previous quarter
Quarter ending September 2017	841	
Quarter ending December 2017	830	↓
Quarter ending March 2018	798	↓
Quarter ending June 2018	786	↓
Quarter ending September 2018	741	↓
Variance since September 2017	(11.9%)	↓



ACTIVITY



Month	Adjusted Scheduled Activity (UDA)	
	2018	2019
April	137	76
May	234	171
June	345	293
July	531	419
August	701	538
September	832	641
October	947	
November	1,120	
December	1,296	
January	1,443	
February	1,621	
March	1,770	
April	1,840	
May	1,841	
June	1,841	

QUALITY

	Quantity	Base Number	Contract	LHB	Wales
% of FP17s for the same patient ID Re-attending within 3 months - Children	28	300	9.3%	8.5%	10.9%
% of FP17s for the same patient ID Re-attending within 3 months - Adults	12	128	9.4%	14.9%	15.6%
% of FP17s for the same patient ID Re-attending between 3 & 9 months - Children	187	300	62.3%	58.1%	59.4%
% of FP17s for the same patient ID Re-attending between 3 & 9 months - Adults	82	128	64.1%	56.1%	55.5%
% of FP17s for Band 1 Urgent Courses	28	388	7.2%	9.2%	8.9%
% of FP17s Relating to Free Repair or Replacements	0	388	0.0%	0.7%	0.7%
% of FP17s Relating to Continuations	2	388	0.5%	0.8%	0.7%
% of Patients satisfied with the dentistry they have received	1	1	N/A	93.5%	93.6%
% of Patients satisfied with the time they had to wait for an appointment	1	1	N/A	86.2%	88.1%

* This is based on patients treated on this contract for their most recent course of treatment. Figures in italics indicate the base number of FP17s or Patient Questionnaire responses are less than 100. N/A is shown where the base number of responses is less than 10 during the period. % is calculated as Quantity/Base number*100

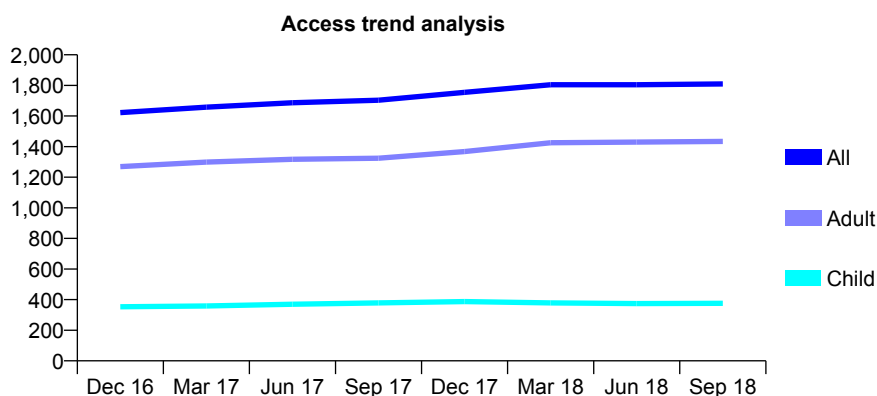
7A4 - Vital Signs At a Glance Contract Report for 121304/0001 - September 2018

Name or company name	Penarth Dental Healthcare Ltd
Contract type name	GDS Contract
Purpose of contract	General
Contract start date	01/04/2014
Contract end date	

18/19 Contracted general activity (UDA)	5,867
Carry forward general activity (UDA)	0
18/19 Contracted orthodontic activity (UOA)	0
Carry forward orthodontic activity (UOA)	0
Baseline contract value	£164,942.79

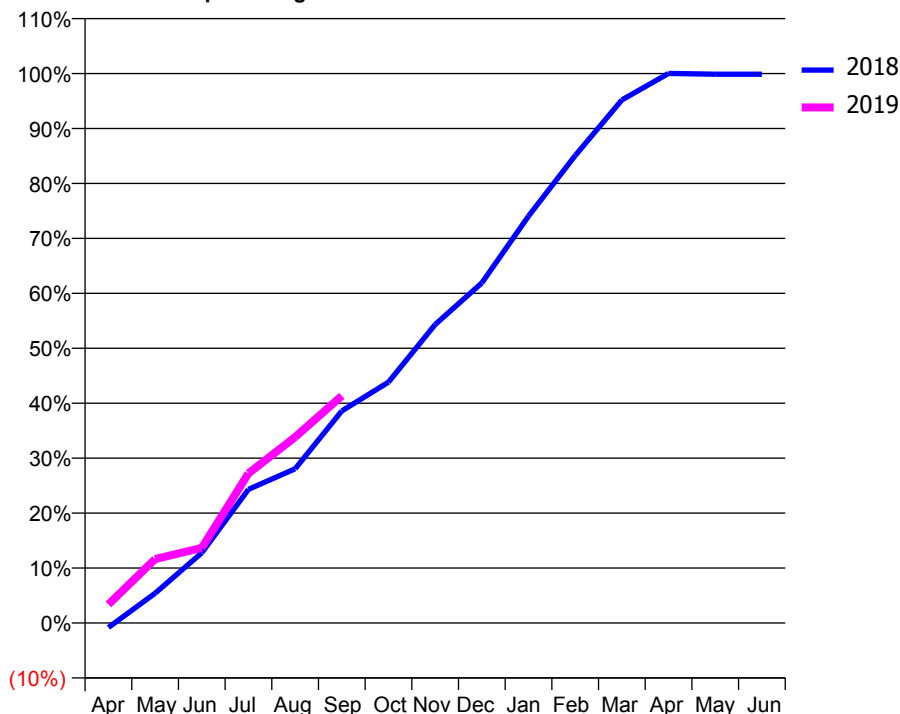
ACCESS*

Patients seen in 24 months	Total	Change since previous quarter
Quarter ending September 2017	1,703	
Quarter ending December 2017	1,755	↑
Quarter ending March 2018	1,804	↑
Quarter ending June 2018	1,804	→
Quarter ending September 2018	1,810	→
Variance since September 2017	6.3%	↑



ACTIVITY

Cumulative percentage of contracted UDA delivered 2018 & 2019



Month	Adjusted Scheduled Activity (UDA)	
	2018	2019
April	-49	198
May	319	682
June	750	802
July	1,427	1,599
August	1,647	1,986
September	2,265	2,426
October	2,572	
November	3,187	
December	3,632	
January	4,344	
February	4,991	
March	5,585	
April	5,867	
May	5,859	
June	5,859	

QUALITY

	Quantity	Base Number	Contract	LHB	Wales
% of FP17s for the same patient ID Re-attending within 3 months - Children	6	200	3.0%	8.5%	10.9%
% of FP17s for the same patient ID Re-attending within 3 months - Adults	117	1,161	10.1%	14.9%	15.6%
% of FP17s for the same patient ID Re-attending between 3 & 9 months - Children	42	200	21.0%	58.1%	59.4%
% of FP17s for the same patient ID Re-attending between 3 & 9 months - Adults	768	1,161	66.1%	56.1%	55.5%
% of FP17s for Band 1 Urgent Courses	33	1,231	2.7%	9.2%	8.9%
% of FP17s Relating to Free Repair or Replacements	3	1,231	0.2%	0.7%	0.7%
% of FP17s Relating to Continuations	2	1,231	0.2%	0.8%	0.7%
% of Patients satisfied with the dentistry they have received	8	8	N/A	93.5%	93.6%
% of Patients satisfied with the time they had to wait for an appointment	8	8	N/A	86.2%	88.1%

* This is based on patients treated on this contract for their most recent course of treatment. Figures in italics indicate the base number of FP17s or Patient Questionnaire responses are less than 100. N/A is shown where the base number of responses is less than 10 during the period. % is calculated as Quantity/Base number*100

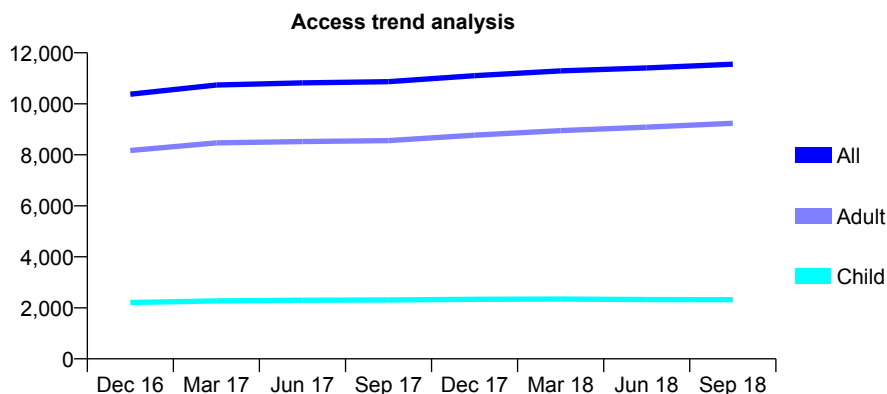
7A4 - Vital Signs At a Glance Contract Report for 122912/0003 - September 2018

Name or company name	CLIFTON DENTAL CARE LTD
Contract type name	GDS Contract
Purpose of contract	General
Contract start date	01/01/2014
Contract end date	

18/19 Contracted general activity (UDA)	40,358
Carry forward general activity (UDA)	0
18/19 Contracted orthodontic activity (UOA)	0
Carry forward orthodontic activity (UOA)	0
Baseline contract value	£991,344.85

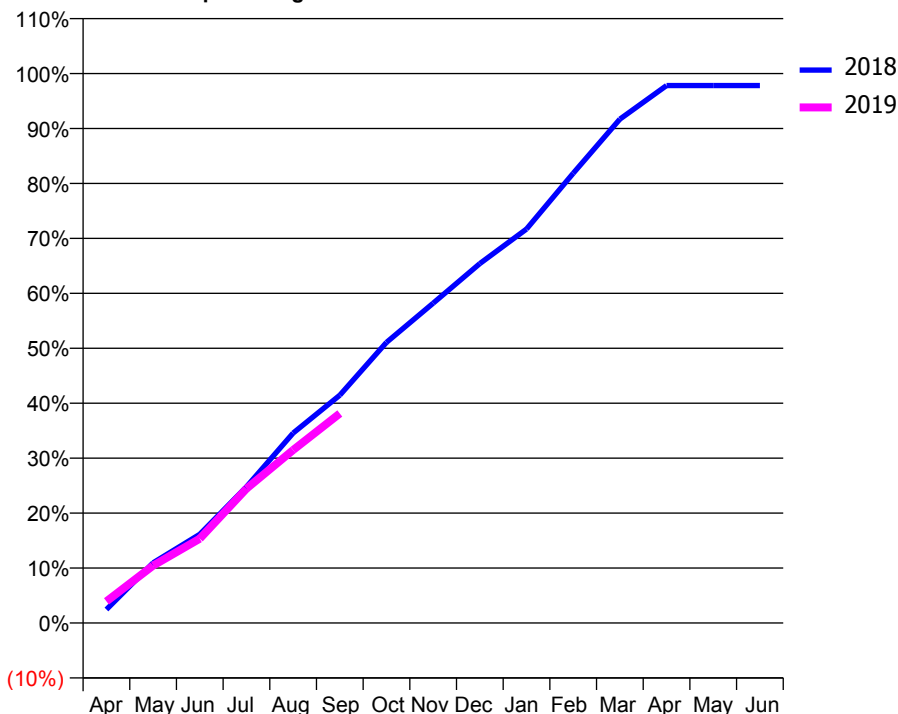
ACCESS*

Patients seen in 24 months	Total	Change since previous quarter
Quarter ending September 2017	10,868	
Quarter ending December 2017	11,103	↑
Quarter ending March 2018	11,294	→
Quarter ending June 2018	11,407	→
Quarter ending September 2018	11,553	→
Variance since September 2017	6.3%	↑



ACTIVITY

Cumulative percentage of contracted UDA delivered 2018 & 2019



Month	Adjusted Scheduled Activity (UDA)	
	2018	2019
April	997	1,593
May	4,419	4,218
June	6,515	6,195
July	10,003	9,866
August	13,955	12,708
September	16,729	15,395
October	20,608	
November	23,491	
December	26,401	
January	28,934	
February	33,032	
March	37,004	
April	39,474	
May	39,473	
June	39,473	

QUALITY

	Quantity	Base Number	Contract	LHB	Wales
% of FP17s for the same patient ID Re-attending within 3 months - Children	99	1,634	6.1%	8.5%	10.9%
% of FP17s for the same patient ID Re-attending within 3 months - Adults	926	6,794	13.6%	14.9%	15.6%
% of FP17s for the same patient ID Re-attending between 3 & 9 months - Children	1,038	1,634	63.5%	58.1%	59.4%
% of FP17s for the same patient ID Re-attending between 3 & 9 months - Adults	3,777	6,794	55.6%	56.1%	55.5%
% of FP17s for Band 1 Urgent Courses	1,162	7,461	15.6%	9.2%	8.9%
% of FP17s Relating to Free Repair or Replacements	24	7,461	0.3%	0.7%	0.7%
% of FP17s Relating to Continuations	69	7,461	0.9%	0.8%	0.7%
% of Patients satisfied with the dentistry they have received	19	19	100.0%	93.5%	93.6%
% of Patients satisfied with the time they had to wait for an appointment	18	19	94.7%	86.2%	88.1%

* This is based on patients treated on this contract for their most recent course of treatment. Figures in italics indicate the base number of FP17s or Patient Questionnaire responses are less than 100. N/A is shown where the base number of responses is less than 10 during the period. % is calculated as Quantity/Base number*100

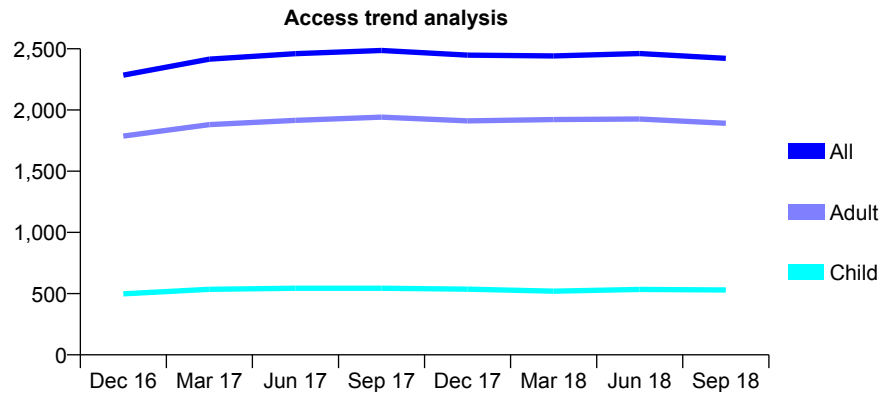
7A4 - Vital Signs At a Glance Contract Report for 127981/0001 - September 2018

Name or company name	Blakeridge Limited
Contract type name	GDS Contract
Purpose of contract	General and Orthodontic
Contract start date	01/09/2012
Contract end date	

18/19 Contracted general activity (UDA)	7,839
Carry forward general activity (UDA)	0
18/19 Contracted orthodontic activity (UOA)	106
Carry forward orthodontic activity (UOA)	0
Baseline contract value	£160,096.02

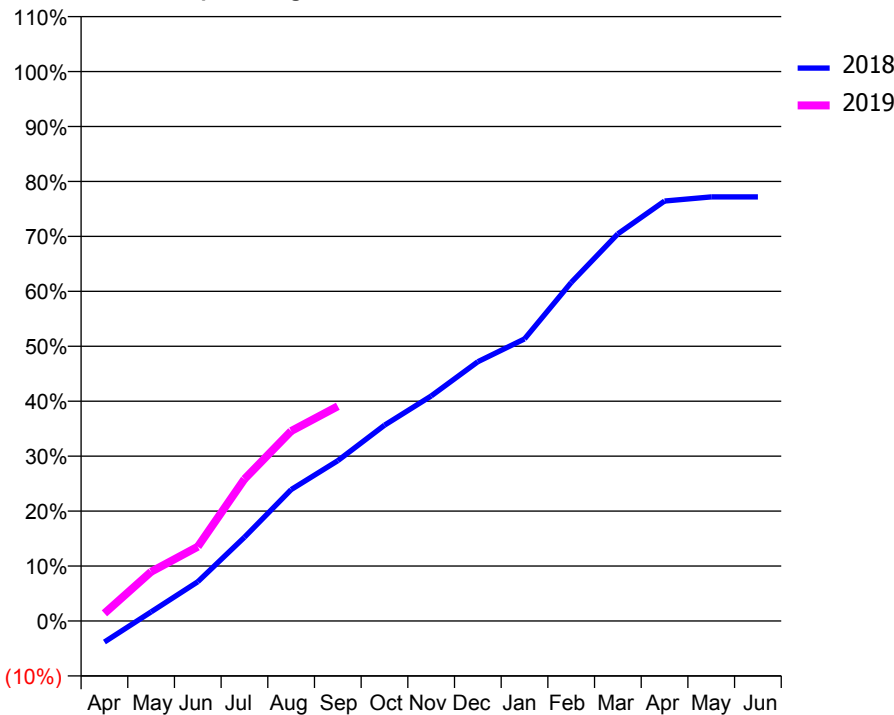
ACCESS*

Patients seen in 24 months	Total	Change since previous quarter
Quarter ending September 2017	2,486	
Quarter ending December 2017	2,448	↓
Quarter ending March 2018	2,442	→
Quarter ending June 2018	2,461	→
Quarter ending September 2018	2,422	↓
Variance since September 2017	(2.6%)	↓



ACTIVITY

Cumulative percentage of contracted UDA delivered 2018 & 2019



Month	Adjusted Scheduled Activity (UDA)	
	2018	2019
April	-302	110
May	131	703
June	561	1,061
July	1,196	2,025
August	1,875	2,709
September	2,288	3,064
October	2,794	
November	3,211	
December	3,699	
January	4,025	
February	4,829	
March	5,524	
April	5,991	
May	6,049	
June	6,049	

QUALITY

	Quantity	Base Number	Contract	LHB	Wales
% of FP17s for the same patient ID Re-attending within 3 months - Children	30	364	8.2%	8.5%	10.9%
% of FP17s for the same patient ID Re-attending within 3 months - Adults	200	1,382	14.5%	14.9%	15.6%
% of FP17s for the same patient ID Re-attending between 3 & 9 months - Children	212	364	58.2%	58.1%	59.4%
% of FP17s for the same patient ID Re-attending between 3 & 9 months - Adults	736	1,382	53.3%	56.1%	55.5%
% of FP17s for Band 1 Urgent Courses	137	1,529	9.0%	9.2%	8.9%
% of FP17s Relating to Free Repair or Replacements	16	1,529	1.0%	0.7%	0.7%
% of FP17s Relating to Continuations	28	1,529	1.8%	0.8%	0.7%
% of Patients satisfied with the dentistry they have received	11	11	100.0%	93.5%	93.6%
% of Patients satisfied with the time they had to wait for an appointment	11	11	100.0%	86.2%	88.1%

* This is based on patients treated on this contract for their most recent course of treatment. Figures in italics indicate the base number of FP17s or Patient Questionnaire responses are less than 100. N/A is shown where the base number of responses is less than 10 during the period. % is calculated as Quantity/Base number*100

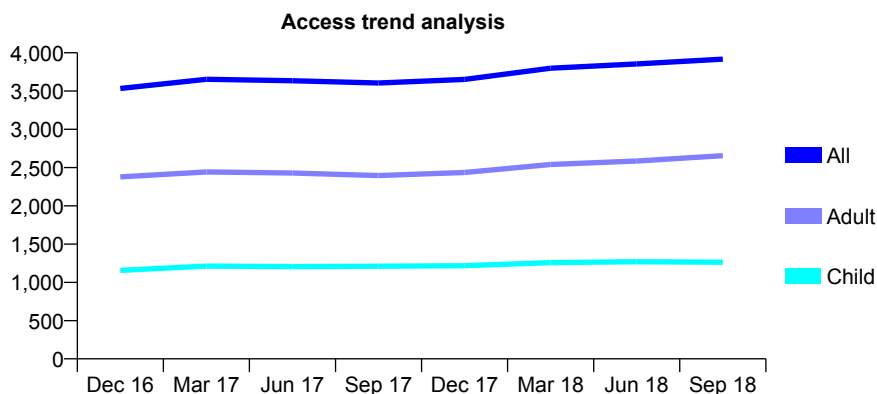
7A4 - Vital Signs At a Glance Contract Report for 129860/0001 - September 2018

Name or company name	Oral Health Solutions Ltd
Contract type name	GDS Contract
Purpose of contract	General
Contract start date	01/09/2010
Contract end date	

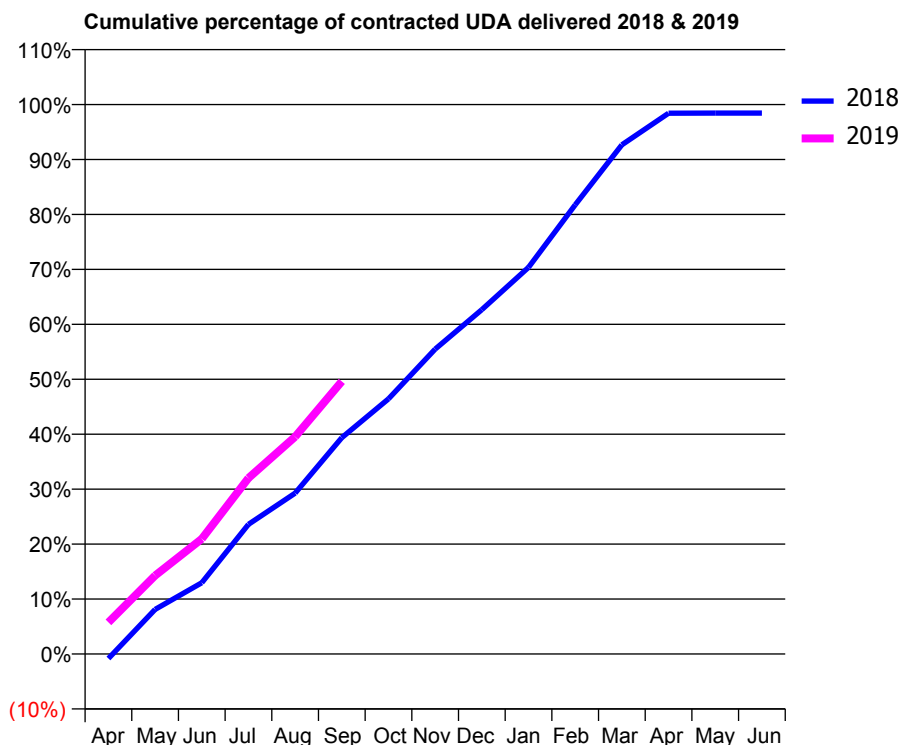
18/19 Contracted general activity (UDA)	11,982
Carry forward general activity (UDA)	0
18/19 Contracted orthodontic activity (UOA)	0
Carry forward orthodontic activity (UOA)	0
Baseline contract value	£295,216.33

ACCESS*

Patients seen in 24 months	Total	Change since previous quarter
Quarter ending September 2017	3,606	
Quarter ending December 2017	3,653	→
Quarter ending March 2018	3,799	↑
Quarter ending June 2018	3,855	→
Quarter ending September 2018	3,917	→
Variance since September 2017	8.6%	↑



ACTIVITY



Month	Adjusted Scheduled Activity (UDA)	
	2018	2019
April	-105	690
May	1,032	1,712
June	1,651	2,512
July	3,005	3,836
August	3,726	4,739
September	5,011	5,946
October	5,909	
November	7,060	
December	7,974	
January	8,954	
February	10,402	
March	11,794	
April	12,525	
May	12,526	
June	12,527	

QUALITY

	Quantity	Base Number	Contract	LHB	Wales
% of FP17s for the same patient ID Re-attending within 3 months - Children	72	1,073	6.7%	8.5%	10.9%
% of FP17s for the same patient ID Re-attending within 3 months - Adults	357	2,240	15.9%	14.9%	15.6%
% of FP17s for the same patient ID Re-attending between 3 & 9 months - Children	722	1,073	67.3%	58.1%	59.4%
% of FP17s for the same patient ID Re-attending between 3 & 9 months - Adults	1,310	2,240	58.5%	56.1%	55.5%
% of FP17s for Band 1 Urgent Courses	290	3,038	9.5%	9.2%	8.9%
% of FP17s Relating to Free Repair or Replacements	31	3,038	1.0%	0.7%	0.7%
% of FP17s Relating to Continuations	13	3,038	0.4%	0.8%	0.7%
% of Patients satisfied with the dentistry they have received	5	6	N/A	93.5%	93.6%
% of Patients satisfied with the time they had to wait for an appointment	4	6	N/A	86.2%	88.1%

* This is based on patients treated on this contract for their most recent course of treatment. Figures in italics indicate the base number of FP17s or Patient Questionnaire responses are less than 100. N/A is shown where the base number of responses is less than 10 during the period. % is calculated as Quantity/Base number*100

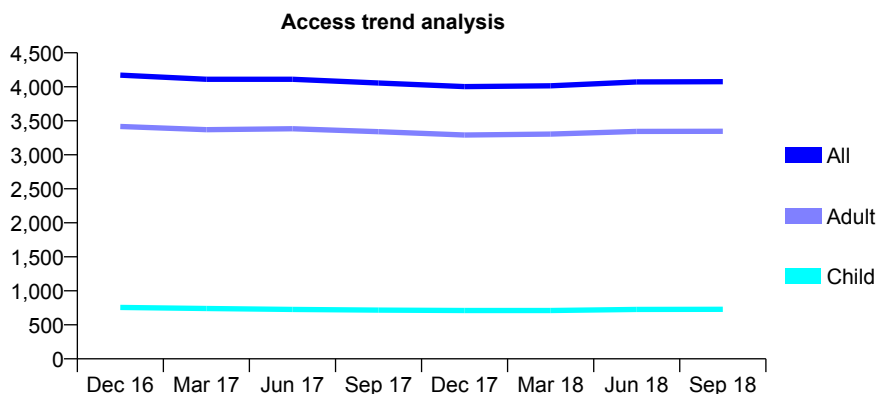
7A4 - Vital Signs At a Glance Contract Report for 130494/0001 - September 2018

Name or company name	G P O'Keeffe & J W Jones
Contract type name	GDS Contract
Purpose of contract	General
Contract start date	01/04/2011
Contract end date	

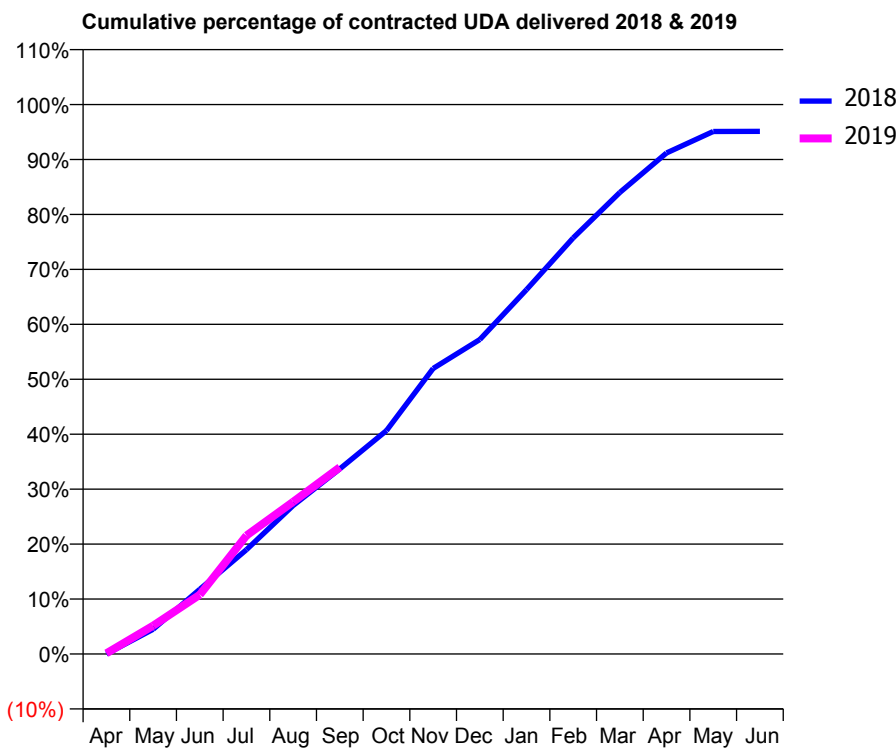
18/19 Contracted general activity (UDA)	11,538
Carry forward general activity (UDA)	0
18/19 Contracted orthodontic activity (UOA)	0
Carry forward orthodontic activity (UOA)	0
Baseline contract value	£294,784.08

ACCESS*

Patients seen in 24 months	Total	Change since previous quarter
Quarter ending September 2017	4,056	
Quarter ending December 2017	4,002	↓
Quarter ending March 2018	4,015	→
Quarter ending June 2018	4,072	→
Quarter ending September 2018	4,075	→
Variance since September 2017	0.5%	→



ACTIVITY



Month	Adjusted Scheduled Activity (UDA)	
	2018	2019
April	2	14
May	519	594
June	1,359	1,243
July	2,191	2,486
August	3,118	3,196
September	3,887	3,922
October	4,691	
November	5,997	
December	6,603	
January	7,650	
February	8,738	
March	9,693	
April	10,520	
May	10,972	
June	10,973	

QUALITY

	Quantity	Base Number	Contract	LHB	Wales
% of FP17s for the same patient ID Re-attending within 3 months - Children	23	491	4.7%	8.5%	10.9%
% of FP17s for the same patient ID Re-attending within 3 months - Adults	394	2,317	17.0%	14.9%	15.6%
% of FP17s for the same patient ID Re-attending between 3 & 9 months - Children	256	491	52.1%	58.1%	59.4%
% of FP17s for the same patient ID Re-attending between 3 & 9 months - Adults	1,150	2,317	49.6%	56.1%	55.5%
% of FP17s for Band 1 Urgent Courses	368	2,299	16.0%	9.2%	8.9%
% of FP17s Relating to Free Repair or Replacements	21	2,299	0.9%	0.7%	0.7%
% of FP17s Relating to Continuations	4	2,299	0.2%	0.8%	0.7%
% of Patients satisfied with the dentistry they have received	18	20	90.0%	93.5%	93.6%
% of Patients satisfied with the time they had to wait for an appointment	18	20	90.0%	86.2%	88.1%

* This is based on patients treated on this contract for their most recent course of treatment. Figures in italics indicate the base number of FP17s or Patient Questionnaire responses are less than 100. N/A is shown where the base number of responses is less than 10 during the period. % is calculated as Quantity/Base number*100

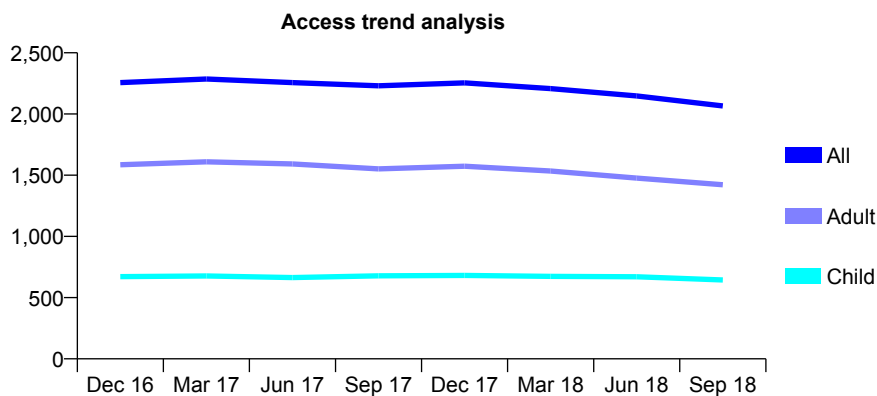
7A4 - Vital Signs At a Glance Contract Report for 136484/0001 - September 2018

Name or company name	Cardiff Smile Centre Ltd
Contract type name	GDS Contract
Purpose of contract	General
Contract start date	01/04/2013
Contract end date	

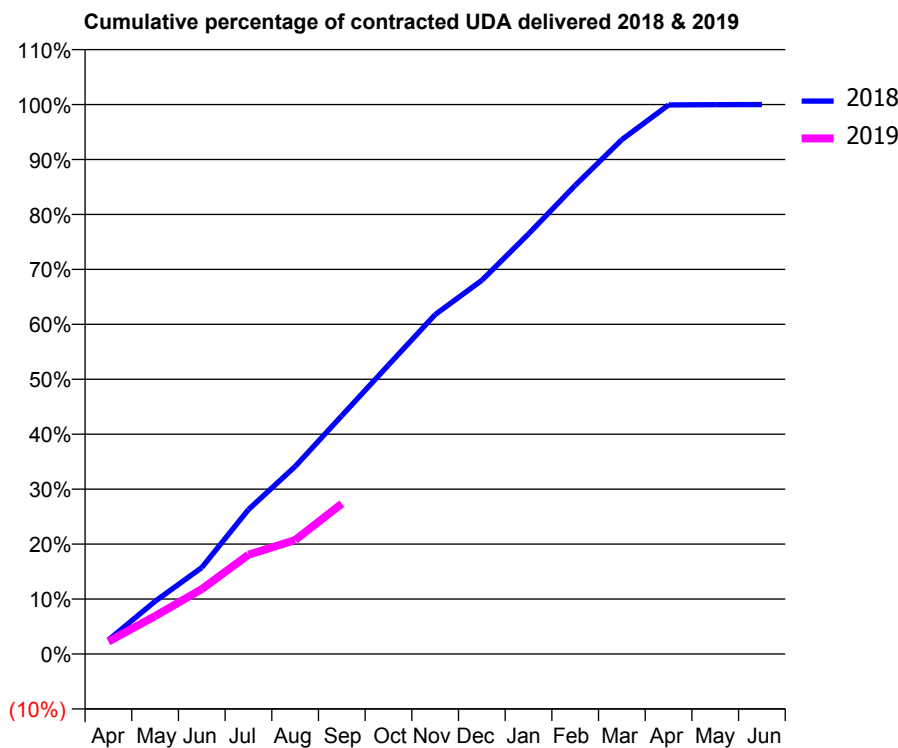
18/19 Contracted general activity (UDA)	7,750
Carry forward general activity (UDA)	0
18/19 Contracted orthodontic activity (UOA)	0
Carry forward orthodontic activity (UOA)	0
Baseline contract value	£248,205.63

ACCESS*

Patients seen in 24 months	Total	Change since previous quarter
Quarter ending September 2017	2,230	
Quarter ending December 2017	2,254	→
Quarter ending March 2018	2,208	↓
Quarter ending June 2018	2,148	↓
Quarter ending September 2018	2,066	↓
Variance since September 2017	(7.4%)	↓



ACTIVITY



Month	Adjusted Scheduled Activity (UDA)	
	2018	2019
April	199	176
May	743	535
June	1,219	915
July	2,037	1,399
August	2,646	1,607
September	3,362	2,121
October	4,077	
November	4,788	
December	5,271	
January	5,925	
February	6,610	
March	7,256	
April	7,744	
May	7,748	
June	7,749	

QUALITY

	Quantity	Base Number	Contract	LHB	Wales
% of FP17s for the same patient ID Re-attending within 3 months - Children	22	310	7.1%	8.5%	10.9%
% of FP17s for the same patient ID Re-attending within 3 months - Adults	114	681	16.7%	14.9%	15.6%
% of FP17s for the same patient ID Re-attending between 3 & 9 months - Children	120	310	38.7%	58.1%	59.4%
% of FP17s for the same patient ID Re-attending between 3 & 9 months - Adults	272	681	39.9%	56.1%	55.5%
% of FP17s for Band 1 Urgent Courses	85	860	9.9%	9.2%	8.9%
% of FP17s Relating to Free Repair or Replacements	19	860	2.2%	0.7%	0.7%
% of FP17s Relating to Continuations	0	860	0.0%	0.8%	0.7%
% of Patients satisfied with the dentistry they have received	3	3	N/A	93.5%	93.6%
% of Patients satisfied with the time they had to wait for an appointment	3	3	N/A	86.2%	88.1%

* This is based on patients treated on this contract for their most recent course of treatment. Figures in italics indicate the base number of FP17s or Patient Questionnaire responses are less than 100. N/A is shown where the base number of responses is less than 10 during the period. % is calculated as Quantity/Base number*100

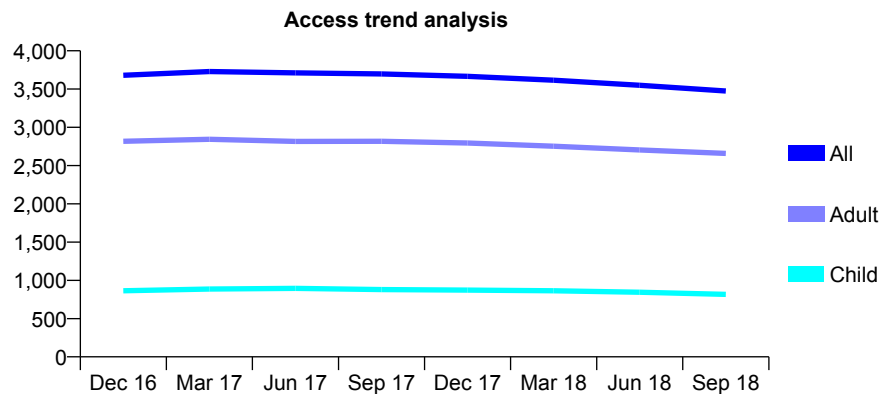
7A4 - Vital Signs At a Glance Contract Report for 140120/0001 - September 2018

Name or company name	N Dental Ltd
Contract type name	GDS Contract
Purpose of contract	General
Contract start date	01/09/2011
Contract end date	

18/19 Contracted general activity (UDA)	11,075
Carry forward general activity (UDA)	0
18/19 Contracted orthodontic activity (UOA)	0
Carry forward orthodontic activity (UOA)	0
Baseline contract value	£272,592.03

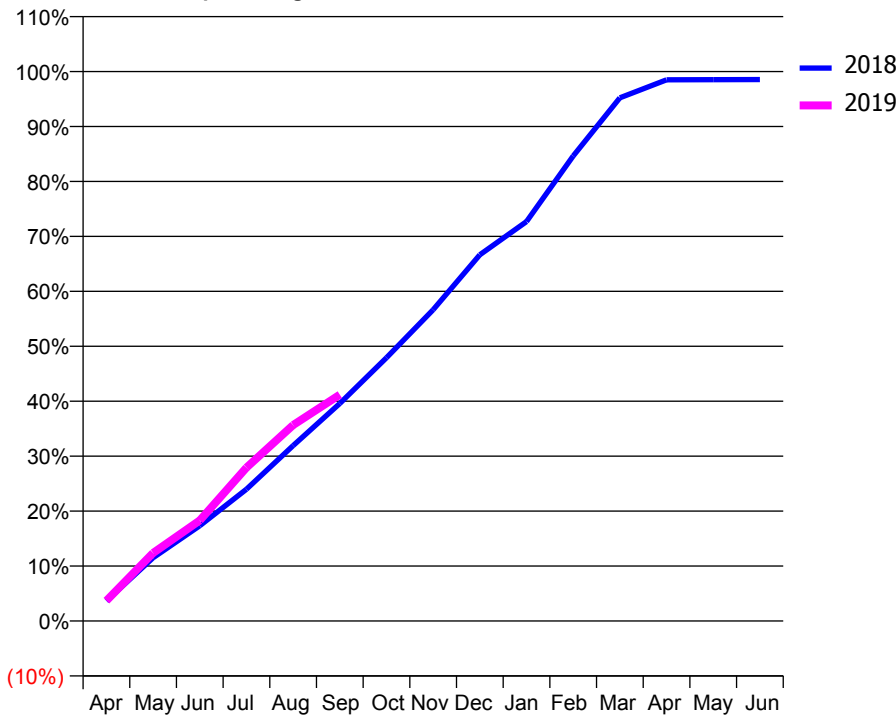
ACCESS*

Patients seen in 24 months	Total	Change since previous quarter
Quarter ending September 2017	3,698	
Quarter ending December 2017	3,666	→
Quarter ending March 2018	3,616	↓
Quarter ending June 2018	3,549	↓
Quarter ending September 2018	3,474	↓
Variance since September 2017	(6.1%)	↓



ACTIVITY

Cumulative percentage of contracted UDA delivered 2018 & 2019



Month	Adjusted Scheduled Activity (UDA)	
	2018	2019
April	403	410
May	1,274	1,372
June	1,921	2,027
July	2,657	3,092
August	3,535	3,949
September	4,385	4,562
October	5,306	
November	6,273	
December	7,381	
January	8,050	
February	9,374	
March	10,545	
April	10,908	
May	10,910	
June	10,913	

QUALITY

	Quantity	Base Number	Contract	LHB	Wales
% of FP17s for the same patient ID Re-attending within 3 months - Children	50	571	8.8%	8.5%	10.9%
% of FP17s for the same patient ID Re-attending within 3 months - Adults	342	1,868	18.3%	14.9%	15.6%
% of FP17s for the same patient ID Re-attending between 3 & 9 months - Children	369	571	64.6%	58.1%	59.4%
% of FP17s for the same patient ID Re-attending between 3 & 9 months - Adults	1,109	1,868	59.4%	56.1%	55.5%
% of FP17s for Band 1 Urgent Courses	247	2,296	10.8%	9.2%	8.9%
% of FP17s Relating to Free Repair or Replacements	7	2,296	0.3%	0.7%	0.7%
% of FP17s Relating to Continuations	14	2,296	0.6%	0.8%	0.7%
% of Patients satisfied with the dentistry they have received	5	7	N/A	93.5%	93.6%
% of Patients satisfied with the time they had to wait for an appointment	5	7	N/A	86.2%	88.1%

* This is based on patients treated on this contract for their most recent course of treatment. Figures in italics indicate the base number of FP17s or Patient Questionnaire responses are less than 100. N/A is shown where the base number of responses is less than 10 during the period. % is calculated as Quantity/Base number*100

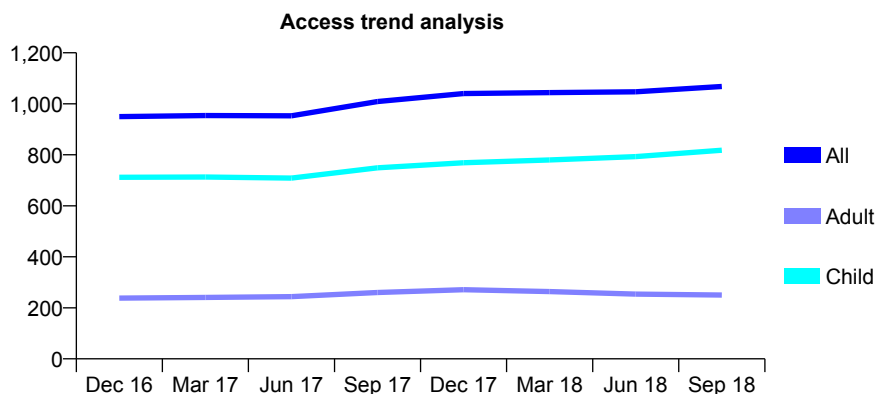
7A4 - Vital Signs At a Glance Contract Report for 140589/0001 - September 2018

Name or company name	Cowbridge Dental Care Limited
Contract type name	GDS Contract
Purpose of contract	General
Contract start date	01/09/2011
Contract end date	

18/19 Contracted general activity (UDA)	1,999
Carry forward general activity (UDA)	0
18/19 Contracted orthodontic activity (UOA)	0
Carry forward orthodontic activity (UOA)	0
Baseline contract value	£53,455.56

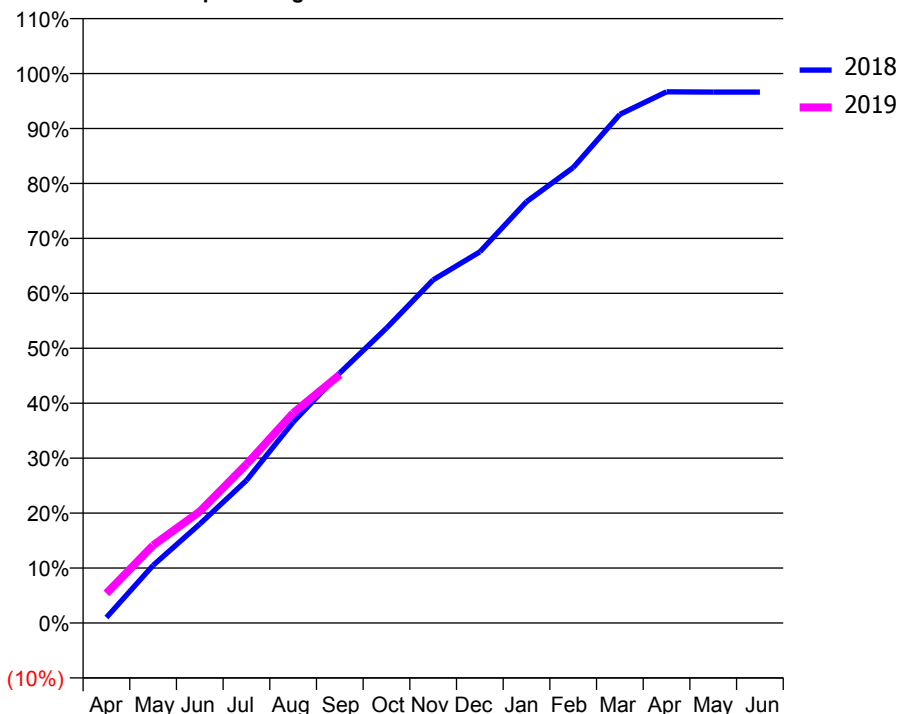
ACCESS*

Patients seen in 24 months	Total	Change since previous quarter
Quarter ending September 2017	1,009	
Quarter ending December 2017	1,040	↑
Quarter ending March 2018	1,044	→
Quarter ending June 2018	1,047	→
Quarter ending September 2018	1,068	↑
Variance since September 2017	5.8%	↑



ACTIVITY

Cumulative percentage of contracted UDA delivered 2018 & 2019



Adjusted Scheduled Activity (UDA)

Month	2018	2019
April	20	108
May	210	283
June	360	406
July	519	578
August	731	764
September	910	903
October	1,073	
November	1,248	
December	1,350	
January	1,533	
February	1,657	
March	1,851	
April	1,932	
May	1,931	
June	1,931	

QUALITY

	Quantity	Base Number	Contract	LHB	Wales
% of FP17s for the same patient ID Re-attending within 3 months - Children	45	652	6.9%	8.5%	10.9%
% of FP17s for the same patient ID Re-attending within 3 months - Adults	10	118	8.5%	14.9%	15.6%
% of FP17s for the same patient ID Re-attending between 3 & 9 months - Children	379	652	58.1%	58.1%	59.4%
% of FP17s for the same patient ID Re-attending between 3 & 9 months - Adults	57	118	48.3%	56.1%	55.5%
% of FP17s for Band 1 Urgent Courses	47	715	6.6%	9.2%	8.9%
% of FP17s Relating to Free Repair or Replacements	0	715	0.0%	0.7%	0.7%
% of FP17s Relating to Continuations	0	715	0.0%	0.8%	0.7%
% of Patients satisfied with the dentistry they have received	0	0	N/A	93.5%	93.6%
% of Patients satisfied with the time they had to wait for an appointment	0	0	N/A	86.2%	88.1%

* This is based on patients treated on this contract for their most recent course of treatment. Figures in italics indicate the base number of FP17s or Patient Questionnaire responses are less than 100. N/A is shown where the base number of responses is less than 10 during the period. % is calculated as Quantity/Base number*100

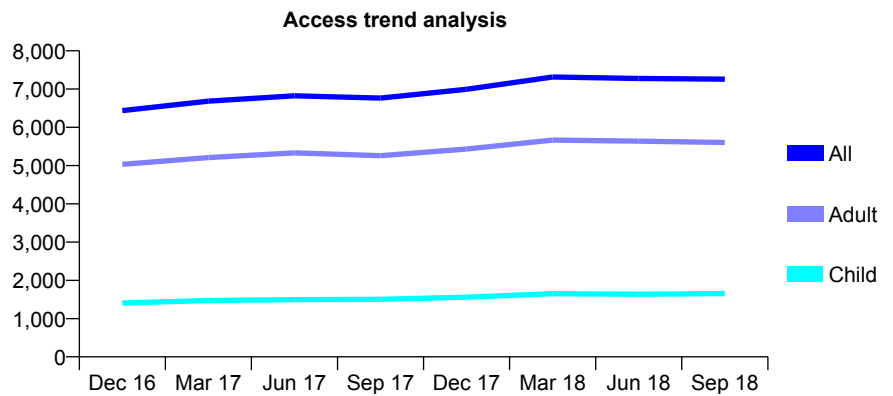
7A4 - Vital Signs At a Glance Contract Report for 140988/0001 - September 2018

Name or company name	Robert Phillips & Timothy Phillips
Contract type name	GDS Contract
Purpose of contract	General
Contract start date	01/10/2010
Contract end date	

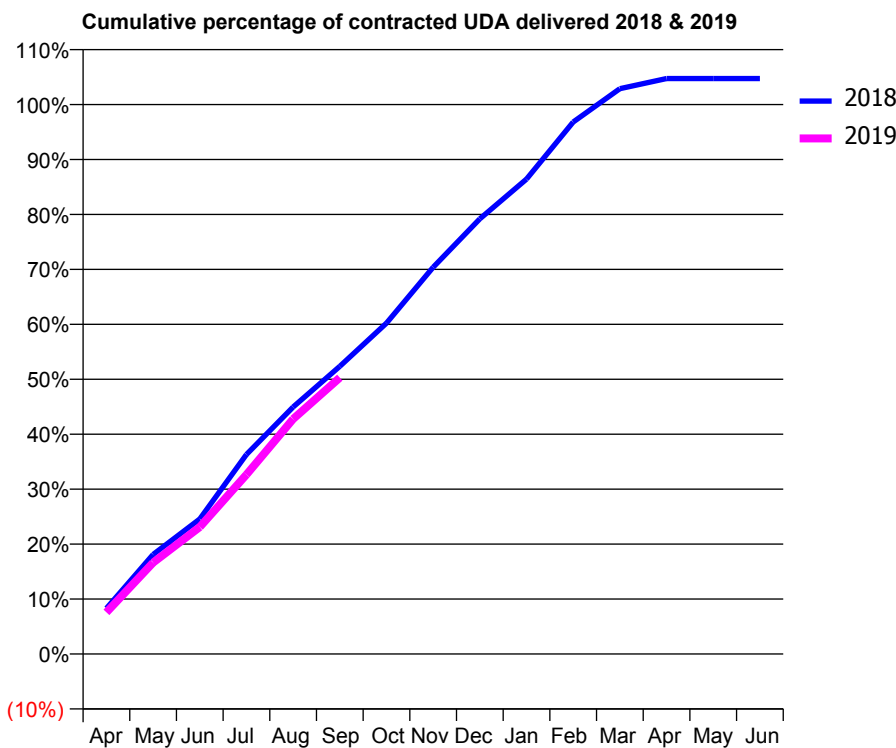
18/19 Contracted general activity (UDA)	19,832
Carry forward general activity (UDA)	0
18/19 Contracted orthodontic activity (UOA)	0
Carry forward orthodontic activity (UOA)	0
Baseline contract value	£426,211.51

ACCESS*

Patients seen in 24 months	Total	Change since previous quarter
Quarter ending September 2017	6,765	
Quarter ending December 2017	6,995	↑
Quarter ending March 2018	7,315	↑
Quarter ending June 2018	7,275	→
Quarter ending September 2018	7,258	→
Variance since September 2017	7.3%	↑



ACTIVITY



Month	Adjusted Scheduled Activity (UDA)	
	2018	2019
April	1,650	1,503
May	3,593	3,300
June	4,871	4,582
July	7,202	6,475
August	8,915	8,483
September	10,385	9,976
October	11,941	
November	13,957	
December	15,704	
January	17,142	
February	19,201	
March	20,403	
April	20,768	
May	20,771	
June	20,771	

QUALITY

	Quantity	Base Number	Contract	LHB	Wales
% of FP17s for the same patient ID Re-attending within 3 months - Children	53	958	5.5%	8.5%	10.9%
% of FP17s for the same patient ID Re-attending within 3 months - Adults	416	3,400	12.2%	14.9%	15.6%
% of FP17s for the same patient ID Re-attending between 3 & 9 months - Children	480	958	50.1%	58.1%	59.4%
% of FP17s for the same patient ID Re-attending between 3 & 9 months - Adults	1,580	3,400	46.5%	56.1%	55.5%
% of FP17s for Band 1 Urgent Courses	298	4,131	7.2%	9.2%	8.9%
% of FP17s Relating to Free Repair or Replacements	19	4,131	0.5%	0.7%	0.7%
% of FP17s Relating to Continuations	54	4,131	1.3%	0.8%	0.7%
% of Patients satisfied with the dentistry they have received	13	14	92.9%	93.5%	93.6%
% of Patients satisfied with the time they had to wait for an appointment	14	14	100.0%	86.2%	88.1%

* This is based on patients treated on this contract for their most recent course of treatment. Figures in italics indicate the base number of FP17s or Patient Questionnaire responses are less than 100. N/A is shown where the base number of responses is less than 10 during the period. % is calculated as Quantity/Base number*100

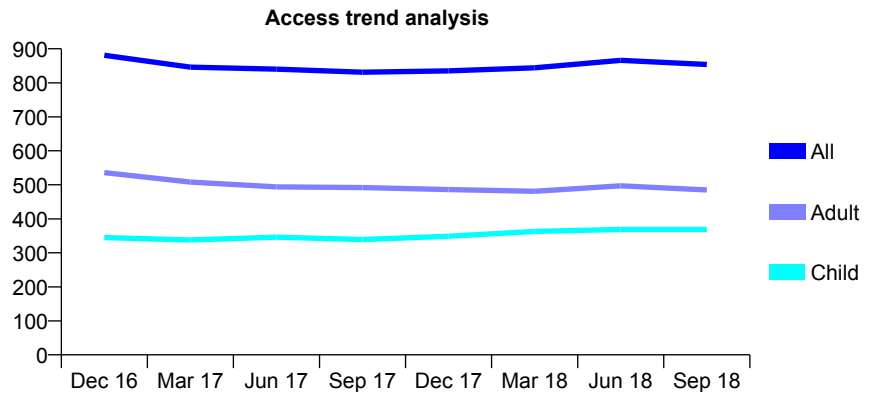
7A4 - Vital Signs At a Glance Contract Report for 142514/0001 - September 2018

Name or company name	RDSK Ltd
Contract type name	GDS Contract
Purpose of contract	General
Contract start date	01/07/2007
Contract end date	

18/19 Contracted general activity (UDA)	2,369
Carry forward general activity (UDA)	0
18/19 Contracted orthodontic activity (UOA)	0
Carry forward orthodontic activity (UOA)	0
Baseline contract value	£52,153.98

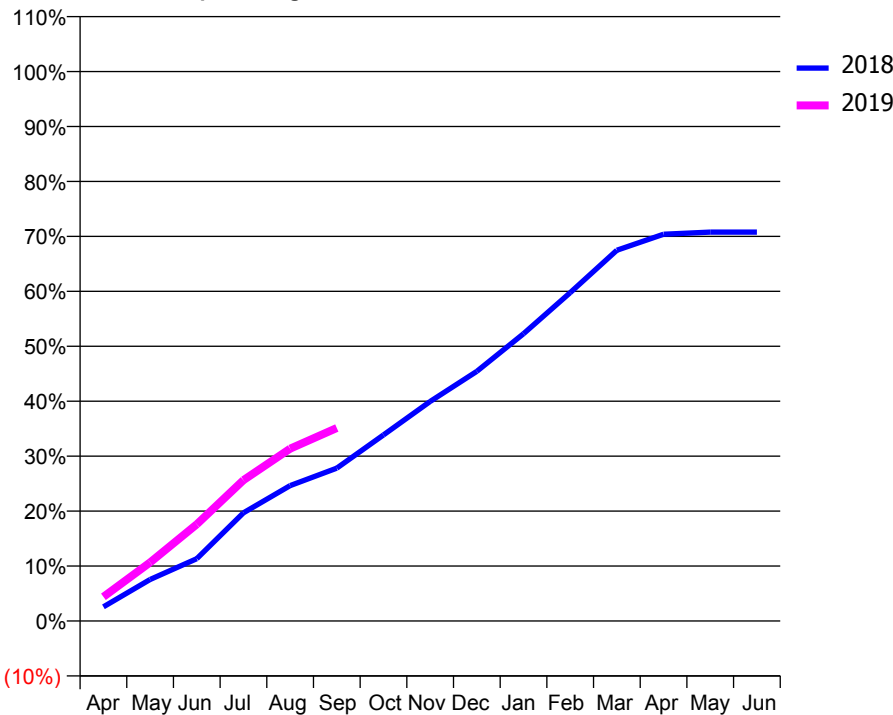
ACCESS*

Patients seen in 24 months	Total	Change since previous quarter
Quarter ending September 2017	831	
Quarter ending December 2017	835	→
Quarter ending March 2018	844	→
Quarter ending June 2018	866	↑
Quarter ending September 2018	854	↓
Variance since September 2017	2.8%	↑



ACTIVITY

Cumulative percentage of contracted UDA delivered 2018 & 2019



Month	Adjusted Scheduled Activity (UDA)	
	2018	2019
April	61	104
May	179	253
June	269	417
July	466	607
August	584	743
September	659	832
October	802	
November	947	
December	1,077	
January	1,238	
February	1,415	
March	1,599	
April	1,668	
May	1,677	
June	1,677	

QUALITY

	Quantity	Base Number	Contract	LHB	Wales
% of FP17s for the same patient ID Re-attending within 3 months - Children	7	282	2.5%	8.5%	10.9%
% of FP17s for the same patient ID Re-attending within 3 months - Adults	23	296	7.8%	14.9%	15.6%
% of FP17s for the same patient ID Re-attending between 3 & 9 months - Children	188	282	66.7%	58.1%	59.4%
% of FP17s for the same patient ID Re-attending between 3 & 9 months - Adults	167	296	56.4%	56.1%	55.5%
% of FP17s for Band 1 Urgent Courses	15	540	2.8%	9.2%	8.9%
% of FP17s Relating to Free Repair or Replacements	0	540	0.0%	0.7%	0.7%
% of FP17s Relating to Continuations	0	540	0.0%	0.8%	0.7%
% of Patients satisfied with the dentistry they have received	1	1	N/A	93.5%	93.6%
% of Patients satisfied with the time they had to wait for an appointment	1	1	N/A	86.2%	88.1%

* This is based on patients treated on this contract for their most recent course of treatment. Figures in italics indicate the base number of FP17s or Patient Questionnaire responses are less than 100. N/A is shown where the base number of responses is less than 10 during the period. % is calculated as Quantity/Base number*100

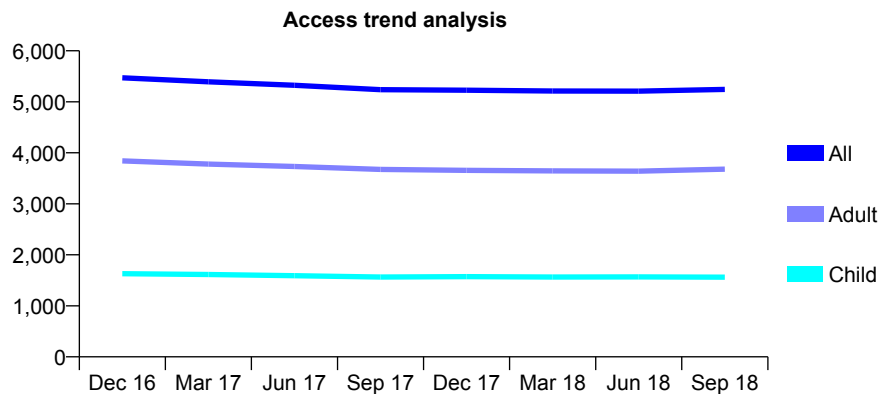
7A4 - Vital Signs At a Glance Contract Report for 151165/0002 - September 2018

Name or company name	Simon Hill Ltd
Contract type name	GDS Contract
Purpose of contract	General
Contract start date	01/09/2010
Contract end date	

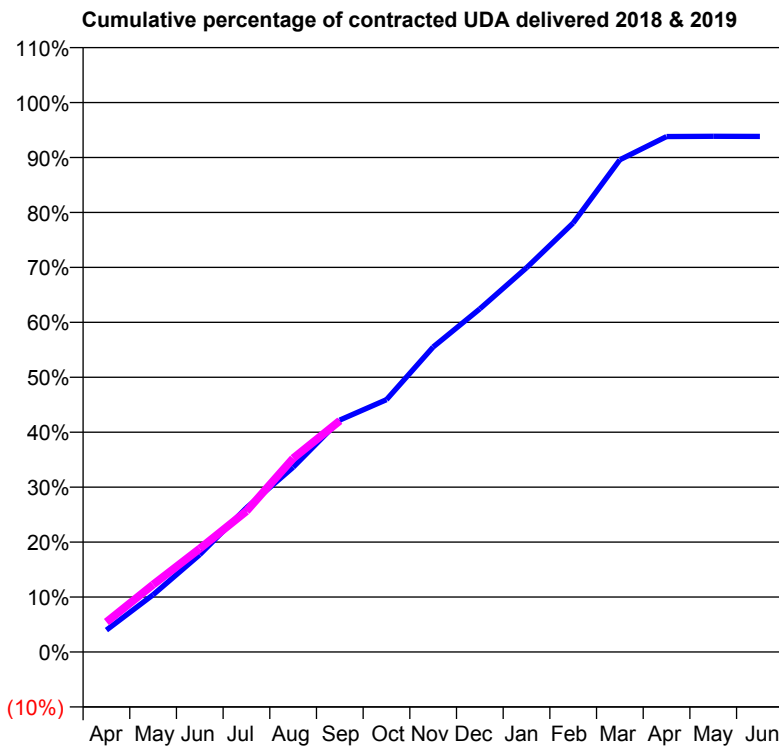
18/19 Contracted general activity (UDA)	15,820
Carry forward general activity (UDA)	0
18/19 Contracted orthodontic activity (UOA)	0
Carry forward orthodontic activity (UOA)	0
Baseline contract value	£339,532.67

ACCESS*

Patients seen in 24 months	Total	Change since previous quarter
Quarter ending September 2017	5,238	
Quarter ending December 2017	5,228	→
Quarter ending March 2018	5,211	→
Quarter ending June 2018	5,209	→
Quarter ending September 2018	5,242	→
Variance since September 2017	0.1%	→



ACTIVITY



Month	Adjusted Scheduled Activity (UDA)	
	2018	2019
April	631	862
May	1,648	1,940
June	2,803	2,977
July	4,153	4,055
August	5,318	5,577
September	6,678	6,658
October	7,266	
November	8,781	
December	9,881	
January	11,063	
February	12,353	
March	14,170	
April	14,840	
May	14,847	
June	14,844	

QUALITY

	Quantity	Base Number	Contract	LHB	Wales
% of FP17s for the same patient ID Re-attending within 3 months - Children	77	1,120	6.9%	8.5%	10.9%
% of FP17s for the same patient ID Re-attending within 3 months - Adults	329	2,655	12.4%	14.9%	15.6%
% of FP17s for the same patient ID Re-attending between 3 & 9 months - Children	651	1,120	58.1%	58.1%	59.4%
% of FP17s for the same patient ID Re-attending between 3 & 9 months - Adults	1,508	2,655	56.8%	56.1%	55.5%
% of FP17s for Band 1 Urgent Courses	164	3,418	4.8%	9.2%	8.9%
% of FP17s Relating to Free Repair or Replacements	55	3,418	1.6%	0.7%	0.7%
% of FP17s Relating to Continuations	2	3,418	0.1%	0.8%	0.7%
% of Patients satisfied with the dentistry they have received	6	6	N/A	93.5%	93.6%
% of Patients satisfied with the time they had to wait for an appointment	5	6	N/A	86.2%	88.1%

* This is based on patients treated on this contract for their most recent course of treatment. Figures in italics indicate the base number of FP17s or Patient Questionnaire responses are less than 100. N/A is shown where the base number of responses is less than 10 during the period. % is calculated as Quantity/Base number*100

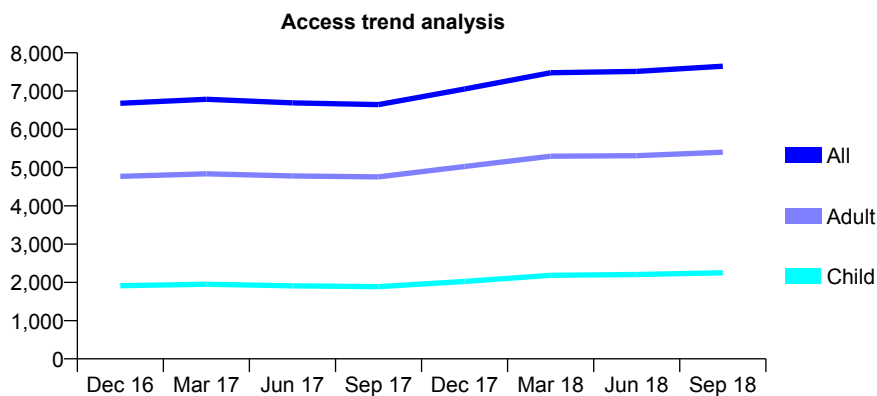
7A4 - Vital Signs At a Glance Contract Report for 154245/0001 - September 2018

Name or company name	Restore Dental Group
Contract type name	GDS Contract
Purpose of contract	General
Contract start date	01/04/2013
Contract end date	

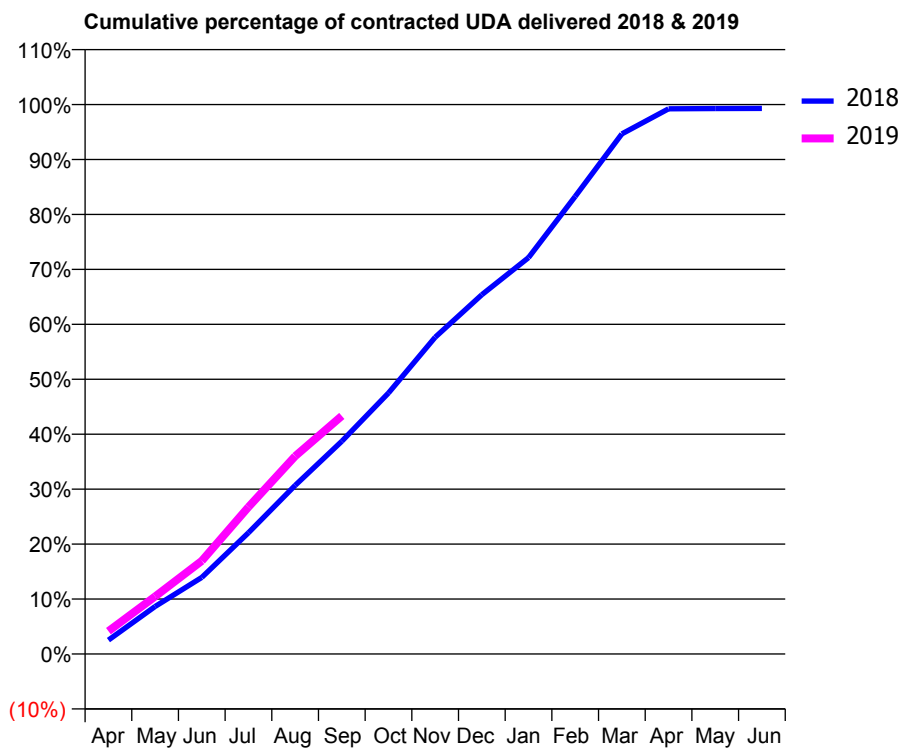
18/19 Contracted general activity (UDA)	25,220
Carry forward general activity (UDA)	0
18/19 Contracted orthodontic activity (UOA)	0
Carry forward orthodontic activity (UOA)	0
Baseline contract value	£574,252.43

ACCESS*

Patients seen in 24 months	Total	Change since previous quarter
Quarter ending September 2017	6,647	
Quarter ending December 2017	7,053	↑
Quarter ending March 2018	7,479	↑
Quarter ending June 2018	7,515	→
Quarter ending September 2018	7,650	→
Variance since September 2017	15.1%	↑



ACTIVITY



Month	Adjusted Scheduled Activity (UDA)	
	2018	2019
April	638	1,048
May	2,182	2,639
June	3,514	4,272
July	5,565	6,750
August	7,737	9,076
September	9,763	10,928
October	11,978	
November	14,539	
December	16,490	
January	18,192	
February	21,000	
March	23,870	
April	25,025	
May	25,035	
June	25,038	

QUALITY

	Quantity	Base Number	Contract	LHB	Wales
% of FP17s for the same patient ID Re-attending within 3 months - Children	118	1,525	7.7%	8.5%	10.9%
% of FP17s for the same patient ID Re-attending within 3 months - Adults	717	4,080	17.6%	14.9%	15.6%
% of FP17s for the same patient ID Re-attending between 3 & 9 months - Children	827	1,525	54.2%	58.1%	59.4%
% of FP17s for the same patient ID Re-attending between 3 & 9 months - Adults	2,206	4,080	54.1%	56.1%	55.5%
% of FP17s for Band 1 Urgent Courses	487	5,169	9.4%	9.2%	8.9%
% of FP17s Relating to Free Repair or Replacements	66	5,169	1.3%	0.7%	0.7%
% of FP17s Relating to Continuations	79	5,169	1.5%	0.8%	0.7%
% of Patients satisfied with the dentistry they have received	15	16	93.8%	93.5%	93.6%
% of Patients satisfied with the time they had to wait for an appointment	12	16	75.0%	86.2%	88.1%

* This is based on patients treated on this contract for their most recent course of treatment. Figures in italics indicate the base number of FP17s or Patient Questionnaire responses are less than 100. N/A is shown where the base number of responses is less than 10 during the period. % is calculated as Quantity/Base number*100

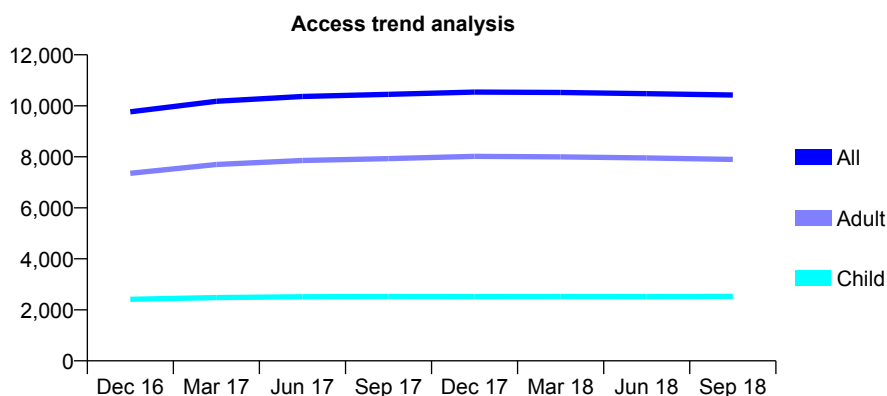
7A4 - Vital Signs At a Glance Contract Report for 154245/0002 - September 2018

Name or company name	Restore Dental Group
Contract type name	GDS Contract
Purpose of contract	General
Contract start date	01/04/2013
Contract end date	

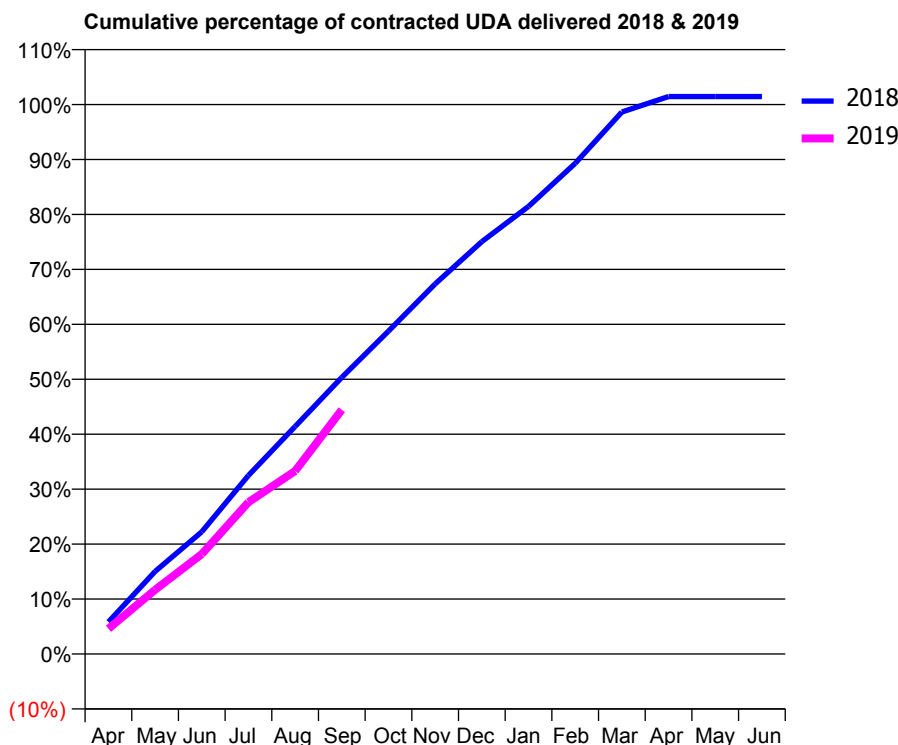
18/19 Contracted general activity (UDA)	31,265
Carry forward general activity (UDA)	0
18/19 Contracted orthodontic activity (UOA)	0
Carry forward orthodontic activity (UOA)	0
Baseline contract value	£768,998.37

ACCESS*

Patients seen in 24 months	Total	Change since previous quarter
Quarter ending September 2017	10,452	
Quarter ending December 2017	10,536	→
Quarter ending March 2018	10,521	→
Quarter ending June 2018	10,476	→
Quarter ending September 2018	10,425	→
Variance since September 2017	(0.3%)	→



ACTIVITY



Month	Adjusted Scheduled Activity (UDA)	
	2018	2019
April	1,827	1,440
May	4,704	3,650
June	6,951	5,685
July	10,163	8,637
August	12,945	10,415
September	15,743	13,896
October	18,370	
November	21,061	
December	23,466	
January	25,466	
February	27,917	
March	30,841	
April	31,714	
May	31,717	
June	31,717	

QUALITY

	Quantity	Base Number	Contract	LHB	Wales
% of FP17s for the same patient ID Re-attending within 3 months - Children	104	1,533	6.8%	8.5%	10.9%
% of FP17s for the same patient ID Re-attending within 3 months - Adults	844	4,956	17.0%	14.9%	15.6%
% of FP17s for the same patient ID Re-attending between 3 & 9 months - Children	699	1,533	45.6%	58.1%	59.4%
% of FP17s for the same patient ID Re-attending between 3 & 9 months - Adults	2,403	4,956	48.5%	56.1%	55.5%
% of FP17s for Band 1 Urgent Courses	639	6,150	10.4%	9.2%	8.9%
% of FP17s Relating to Free Repair or Replacements	69	6,150	1.1%	0.7%	0.7%
% of FP17s Relating to Continuations	104	6,150	1.7%	0.8%	0.7%
% of Patients satisfied with the dentistry they have received	16	16	100.0%	93.5%	93.6%
% of Patients satisfied with the time they had to wait for an appointment	14	16	87.5%	86.2%	88.1%

* This is based on patients treated on this contract for their most recent course of treatment. Figures in italics indicate the base number of FP17s or Patient Questionnaire responses are less than 100. N/A is shown where the base number of responses is less than 10 during the period. % is calculated as Quantity/Base number*100

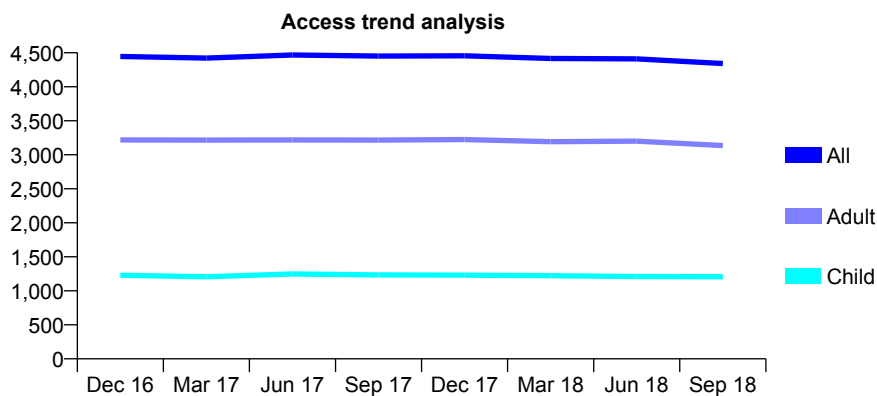
7A4 - Vital Signs At a Glance Contract Report for 154504/0001 - September 2018

Name or company name	Alison Jones Ltd
Contract type name	GDS Contract
Purpose of contract	General
Contract start date	01/08/2013
Contract end date	

18/19 Contracted general activity (UDA)	15,000
Carry forward general activity (UDA)	0
18/19 Contracted orthodontic activity (UOA)	0
Carry forward orthodontic activity (UOA)	0
Baseline contract value	£347,922.16

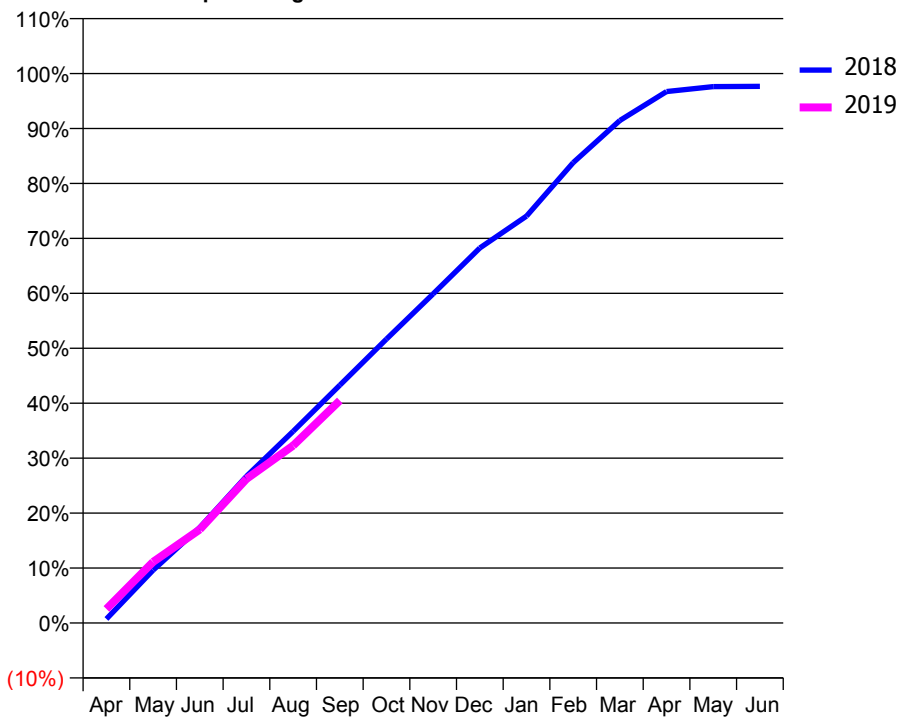
ACCESS*

Patients seen in 24 months	Total	Change since previous quarter
Quarter ending September 2017	4,452	
Quarter ending December 2017	4,455	→
Quarter ending March 2018	4,416	→
Quarter ending June 2018	4,411	→
Quarter ending September 2018	4,343	↓
Variance since September 2017	(2.4%)	↓



ACTIVITY

Cumulative percentage of contracted UDA delivered 2018 & 2019



Month	Adjusted Scheduled Activity (UDA)	
	2018	2019
April	104	385
May	1,349	1,669
June	2,434	2,554
July	3,738	3,932
August	4,884	4,841
September	6,059	6,075
October	7,236	
November	8,385	
December	9,554	
January	10,367	
February	11,730	
March	12,803	
April	13,539	
May	13,666	
June	13,672	

QUALITY

	Quantity	Base Number	Contract	LHB	Wales
% of FP17s for the same patient ID Re-attending within 3 months - Children	79	887	8.9%	8.5%	10.9%
% of FP17s for the same patient ID Re-attending within 3 months - Adults	484	2,498	19.4%	14.9%	15.6%
% of FP17s for the same patient ID Re-attending between 3 & 9 months - Children	474	887	53.4%	58.1%	59.4%
% of FP17s for the same patient ID Re-attending between 3 & 9 months - Adults	1,401	2,498	56.1%	56.1%	55.5%
% of FP17s for Band 1 Urgent Courses	334	3,088	10.8%	9.2%	8.9%
% of FP17s Relating to Free Repair or Replacements	36	3,088	1.2%	0.7%	0.7%
% of FP17s Relating to Continuations	65	3,088	2.1%	0.8%	0.7%
% of Patients satisfied with the dentistry they have received	4	5	N/A	93.5%	93.6%
% of Patients satisfied with the time they had to wait for an appointment	3	5	N/A	86.2%	88.1%

* This is based on patients treated on this contract for their most recent course of treatment. Figures in italics indicate the base number of FP17s or Patient Questionnaire responses are less than 100. N/A is shown where the base number of responses is less than 10 during the period. % is calculated as Quantity/Base number*100

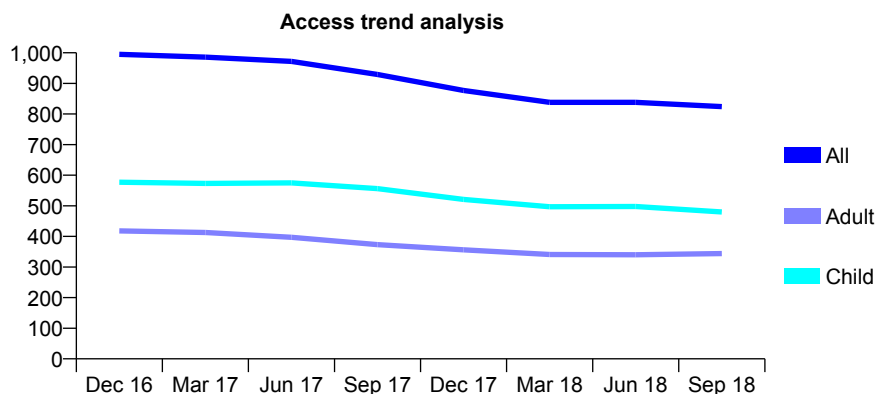
7A4 - Vital Signs At a Glance Contract Report for 154504/0002 - September 2018

Name or company name	Alison Jones Ltd
Contract type name	GDS Contract
Purpose of contract	General
Contract start date	01/08/2013
Contract end date	

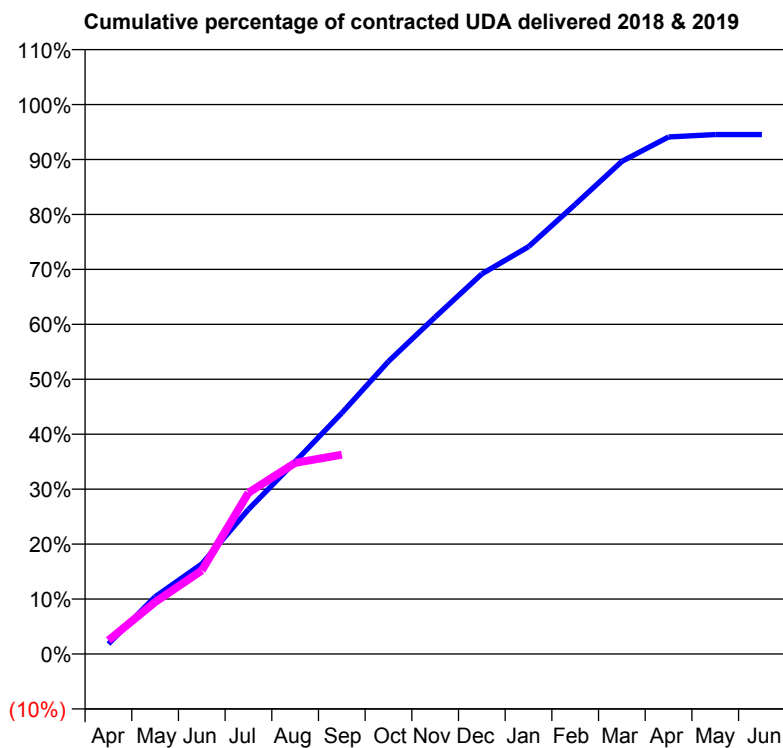
18/19 Contracted general activity (UDA)	2,300
Carry forward general activity (UDA)	0
18/19 Contracted orthodontic activity (UOA)	0
Carry forward orthodontic activity (UOA)	0
Baseline contract value	£59,265.84

ACCESS*

Patients seen in 24 months	Total	Change since previous quarter
Quarter ending September 2017	929	
Quarter ending December 2017	877	↓
Quarter ending March 2018	838	↓
Quarter ending June 2018	838	→
Quarter ending September 2018	824	↓
Variance since September 2017	(11.3%)	↓



ACTIVITY



Month	Adjusted Scheduled Activity (UDA)	
	2018	2019
April	42	57
May	240	218
June	377	350
July	605	675
August	805	800
September	1,009	834
October	1,225	
November	1,410	
December	1,591	
January	1,705	
February	1,882	
March	2,062	
April	2,164	
May	2,174	
June	2,174	

QUALITY

	Quantity	Base Number	Contract	LHB	Wales
% of FP17s for the same patient ID Re-attending within 3 months - Children	19	308	6.2%	8.5%	10.9%
% of FP17s for the same patient ID Re-attending within 3 months - Adults	55	202	27.2%	14.9%	15.6%
% of FP17s for the same patient ID Re-attending between 3 & 9 months - Children	184	308	59.7%	58.1%	59.4%
% of FP17s for the same patient ID Re-attending between 3 & 9 months - Adults	95	202	47.0%	56.1%	55.5%
% of FP17s for Band 1 Urgent Courses	31	462	6.7%	9.2%	8.9%
% of FP17s Relating to Free Repair or Replacements	1	462	0.2%	0.7%	0.7%
% of FP17s Relating to Continuations	9	462	1.9%	0.8%	0.7%
% of Patients satisfied with the dentistry they have received	4	5	N/A	93.5%	93.6%
% of Patients satisfied with the time they had to wait for an appointment	5	5	N/A	86.2%	88.1%

* This is based on patients treated on this contract for their most recent course of treatment. Figures in italics indicate the base number of FP17s or Patient Questionnaire responses are less than 100. N/A is shown where the base number of responses is less than 10 during the period. % is calculated as Quantity/Base number*100

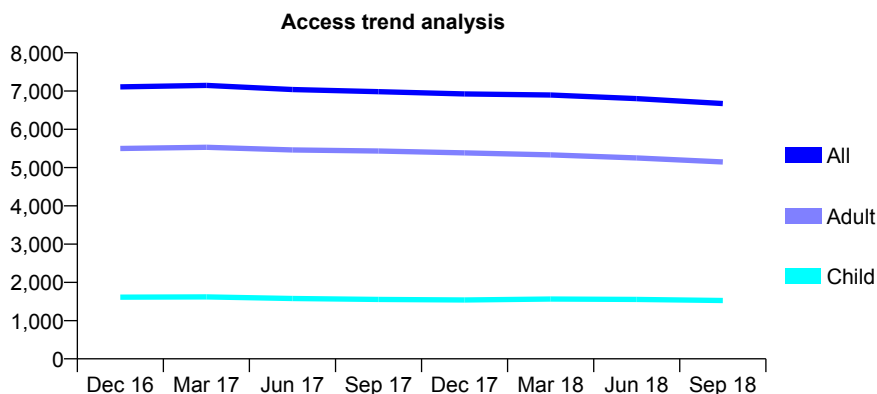
7A4 - Vital Signs At a Glance Contract Report for 157481/0001 - September 2018

Name or company name	Birchwood Health Ltd
Contract type name	GDS Contract
Purpose of contract	General
Contract start date	01/09/2009
Contract end date	

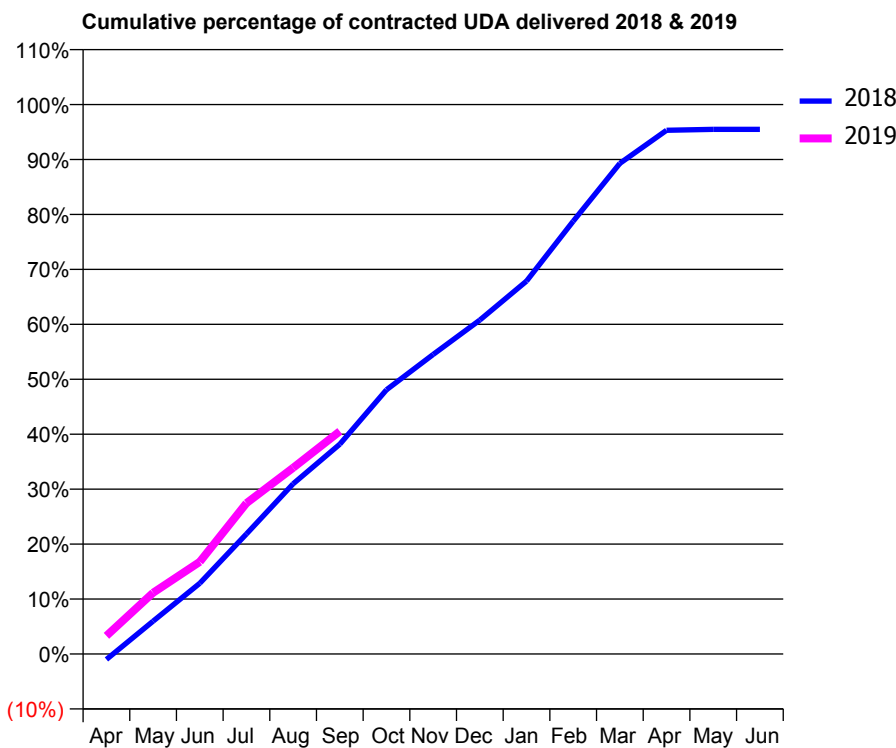
18/19 Contracted general activity (UDA)	26,295
Carry forward general activity (UDA)	0
18/19 Contracted orthodontic activity (UOA)	0
Carry forward orthodontic activity (UOA)	0
Baseline contract value	£599,137.24

ACCESS*

Patients seen in 24 months	Total	Change since previous quarter
Quarter ending September 2017	6,984	
Quarter ending December 2017	6,925	→
Quarter ending March 2018	6,897	→
Quarter ending June 2018	6,802	↓
Quarter ending September 2018	6,672	↓
Variance since September 2017	(4.5%)	↓



ACTIVITY



Month	Adjusted Scheduled Activity (UDA)	
	2018	2019
April	-264	873
May	1,570	2,930
June	3,382	4,415
July	5,745	7,223
August	8,143	8,909
September	10,042	10,657
October	12,644	
November	14,334	
December	15,979	
January	17,845	
February	20,707	
March	23,478	
April	25,060	
May	25,107	
June	25,108	

QUALITY

	Quantity	Base Number	Contract	LHB	Wales
% of FP17s for the same patient ID Re-attending within 3 months - Children	127	1,122	11.3%	8.5%	10.9%
% of FP17s for the same patient ID Re-attending within 3 months - Adults	904	4,104	22.0%	14.9%	15.6%
% of FP17s for the same patient ID Re-attending between 3 & 9 months - Children	660	1,122	58.8%	58.1%	59.4%
% of FP17s for the same patient ID Re-attending between 3 & 9 months - Adults	2,297	4,104	56.0%	56.1%	55.5%
% of FP17s for Band 1 Urgent Courses	534	4,642	11.5%	9.2%	8.9%
% of FP17s Relating to Free Repair or Replacements	66	4,642	1.4%	0.7%	0.7%
% of FP17s Relating to Continuations	102	4,642	2.2%	0.8%	0.7%
% of Patients satisfied with the dentistry they have received	18	21	85.7%	93.5%	93.6%
% of Patients satisfied with the time they had to wait for an appointment	19	21	90.5%	86.2%	88.1%

* This is based on patients treated on this contract for their most recent course of treatment. Figures in italics indicate the base number of FP17s or Patient Questionnaire responses are less than 100. N/A is shown where the base number of responses is less than 10 during the period. % is calculated as Quantity/Base number*100

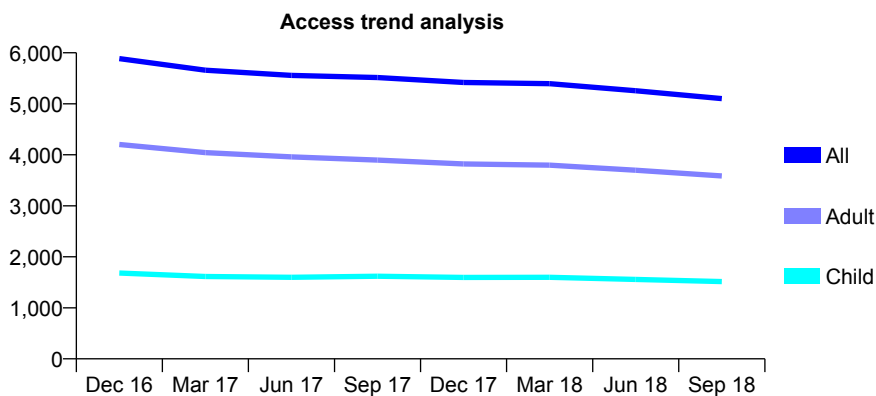
7A4 - Vital Signs At a Glance Contract Report for 158194/0014 - September 2018

Name or company name	Denticare Ltd
Contract type name	GDS Contract
Purpose of contract	General
Contract start date	06/01/2007
Contract end date	

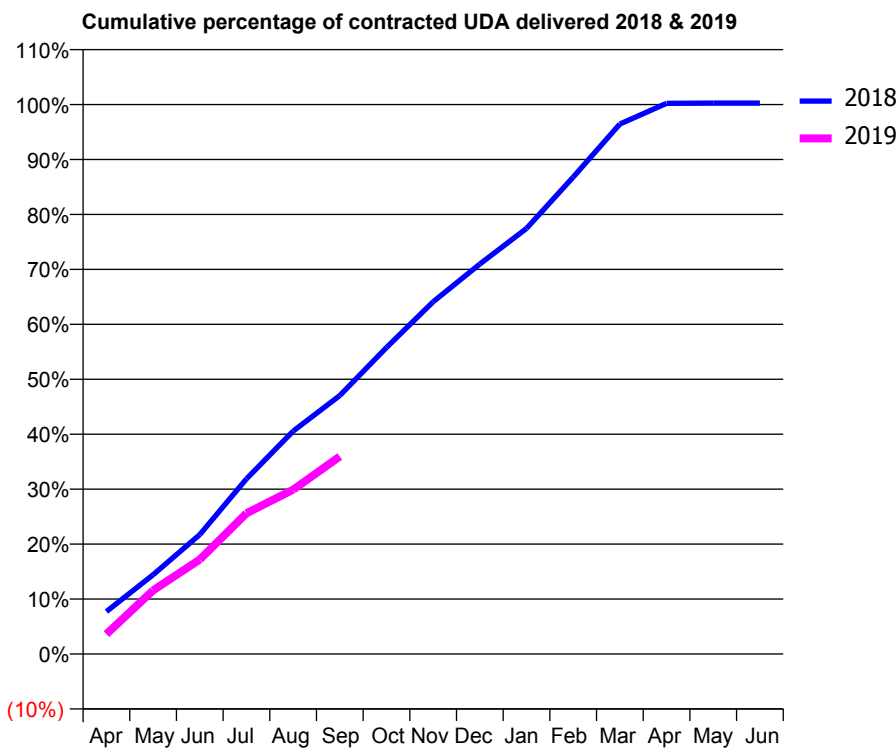
18/19 Contracted general activity (UDA)	17,966
Carry forward general activity (UDA)	0
18/19 Contracted orthodontic activity (UOA)	0
Carry forward orthodontic activity (UOA)	0
Baseline contract value	£440,594.92

ACCESS*

Patients seen in 24 months	Total	Change since previous quarter
Quarter ending September 2017	5,515	
Quarter ending December 2017	5,418	↓
Quarter ending March 2018	5,396	→
Quarter ending June 2018	5,255	↓
Quarter ending September 2018	5,102	↓
Variance since September 2017	(7.5%)	↓



ACTIVITY



Month	Adjusted Scheduled Activity (UDA)	
	2018	2019
April	1,503	652
May	2,804	2,081
June	4,225	3,088
July	6,201	4,601
August	7,891	5,373
September	9,151	6,459
October	10,849	
November	12,469	
December	13,807	
January	15,067	
February	16,885	
March	18,761	
April	19,492	
May	19,504	
June	19,504	

QUALITY

	Quantity	Base Number	Contract	LHB	Wales
% of FP17s for the same patient ID Re-attending within 3 months - Children	55	919	6.0%	8.5%	10.9%
% of FP17s for the same patient ID Re-attending within 3 months - Adults	289	2,144	13.5%	14.9%	15.6%
% of FP17s for the same patient ID Re-attending between 3 & 9 months - Children	528	919	57.5%	58.1%	59.4%
% of FP17s for the same patient ID Re-attending between 3 & 9 months - Adults	1,237	2,144	57.7%	56.1%	55.5%
% of FP17s for Band 1 Urgent Courses	275	2,859	9.6%	9.2%	8.9%
% of FP17s Relating to Free Repair or Replacements	6	2,859	0.2%	0.7%	0.7%
% of FP17s Relating to Continuations	26	2,859	0.9%	0.8%	0.7%
% of Patients satisfied with the dentistry they have received	7	7	N/A	93.5%	93.6%
% of Patients satisfied with the time they had to wait for an appointment	7	7	N/A	86.2%	88.1%

* This is based on patients treated on this contract for their most recent course of treatment. Figures in italics indicate the base number of FP17s or Patient Questionnaire responses are less than 100. N/A is shown where the base number of responses is less than 10 during the period. % is calculated as Quantity/Base number*100

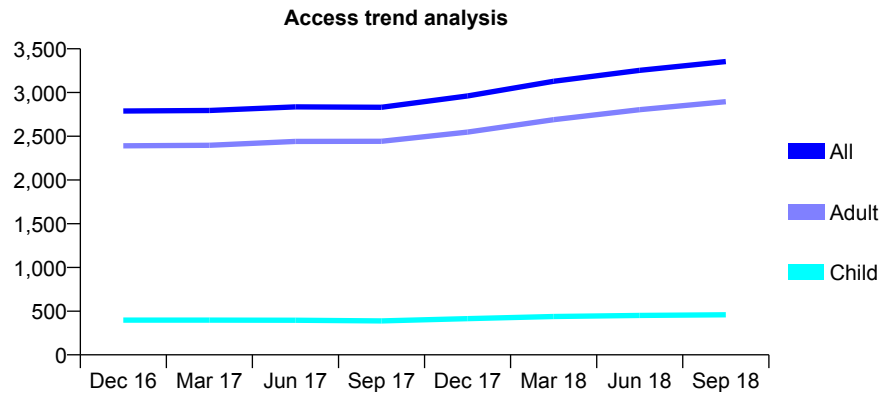
7A4 - Vital Signs At a Glance Contract Report for 158194/0020 - September 2018

Name or company name	Denticare Ltd
Contract type name	GDS Contract
Purpose of contract	General
Contract start date	01/05/2008
Contract end date	

18/19 Contracted general activity (UDA)	12,620
Carry forward general activity (UDA)	0
18/19 Contracted orthodontic activity (UOA)	0
Carry forward orthodontic activity (UOA)	0
Baseline contract value	£307,407.49

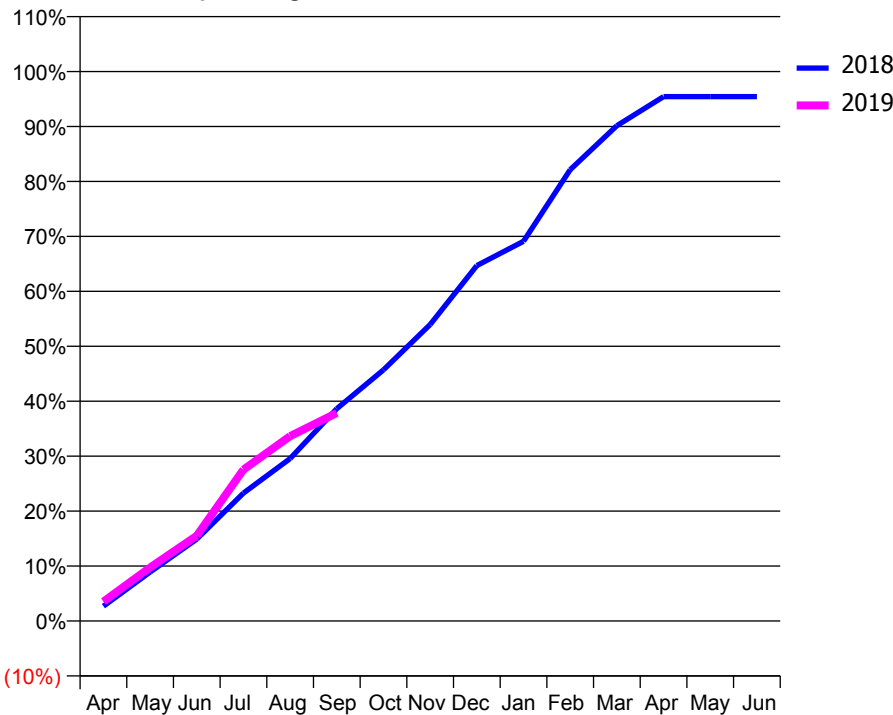
ACCESS*

Patients seen in 24 months	Total	Change since previous quarter
Quarter ending September 2017	2,831	
Quarter ending December 2017	2,961	↑
Quarter ending March 2018	3,128	↑
Quarter ending June 2018	3,254	↑
Quarter ending September 2018	3,355	↑
Variance since September 2017	18.5%	↑



ACTIVITY

Cumulative percentage of contracted UDA delivered 2018 & 2019



Month	Adjusted Scheduled Activity (UDA)	
	2018	2019
April	340	444
May	1,126	1,229
June	1,883	1,957
July	2,937	3,476
August	3,731	4,247
September	4,878	4,778
October	5,769	
November	6,810	
December	8,162	
January	8,720	
February	10,364	
March	11,376	
April	12,043	
May	12,044	
June	12,043	

QUALITY

	Quantity	Base Number	Contract	LHB	Wales
% of FP17s for the same patient ID Re-attending within 3 months - Children	11	287	3.8%	8.5%	10.9%
% of FP17s for the same patient ID Re-attending within 3 months - Adults	163	1,850	8.8%	14.9%	15.6%
% of FP17s for the same patient ID Re-attending between 3 & 9 months - Children	168	287	58.5%	58.1%	59.4%
% of FP17s for the same patient ID Re-attending between 3 & 9 months - Adults	1,023	1,850	55.3%	56.1%	55.5%
% of FP17s for Band 1 Urgent Courses	84	1,917	4.4%	9.2%	8.9%
% of FP17s Relating to Free Repair or Replacements	4	1,917	0.2%	0.7%	0.7%
% of FP17s Relating to Continuations	26	1,917	1.4%	0.8%	0.7%
% of Patients satisfied with the dentistry they have received	4	4	N/A	93.5%	93.6%
% of Patients satisfied with the time they had to wait for an appointment	4	4	N/A	86.2%	88.1%

* This is based on patients treated on this contract for their most recent course of treatment. Figures in italics indicate the base number of FP17s or Patient Questionnaire responses are less than 100. N/A is shown where the base number of responses is less than 10 during the period. % is calculated as Quantity/Base number*100

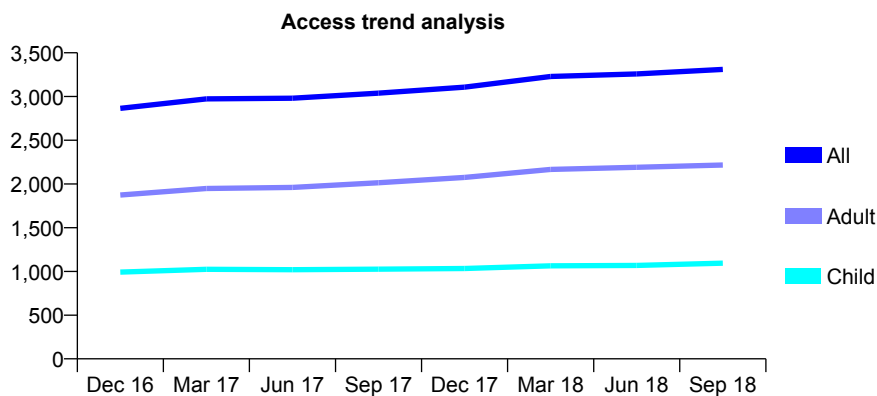
7A4 - Vital Signs At a Glance Contract Report for 158429/0001 - September 2018

Name or company name	PD Care Limited
Contract type name	GDS Contract
Purpose of contract	General
Contract start date	01/10/2011
Contract end date	

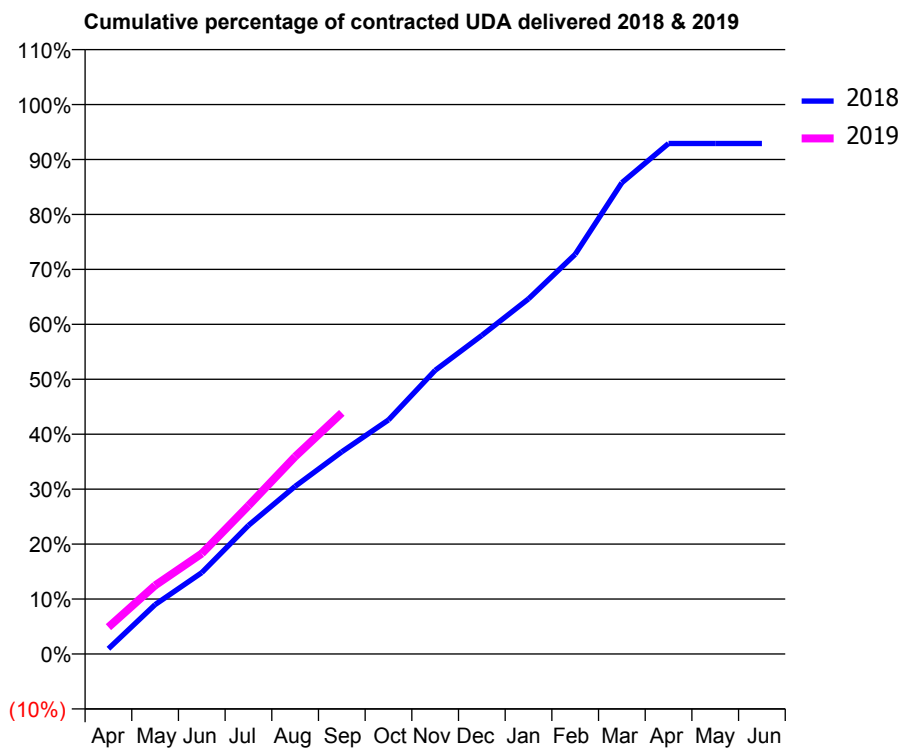
18/19 Contracted general activity (UDA)	10,160
Carry forward general activity (UDA)	0
18/19 Contracted orthodontic activity (UOA)	0
Carry forward orthodontic activity (UOA)	0
Baseline contract value	£248,326.76

ACCESS*

Patients seen in 24 months	Total	Change since previous quarter
Quarter ending September 2017	3,039	
Quarter ending December 2017	3,108	↑
Quarter ending March 2018	3,230	↑
Quarter ending June 2018	3,259	→
Quarter ending September 2018	3,310	→
Variance since September 2017	8.9%	↑



ACTIVITY



Month	Adjusted Scheduled Activity (UDA)	
	2018	2019
April	96	496
May	912	1,267
June	1,506	1,858
July	2,378	2,742
August	3,100	3,651
September	3,739	4,459
October	4,327	
November	5,244	
December	5,891	
January	6,567	
February	7,389	
March	8,715	
April	9,440	
May	9,440	
June	9,440	

QUALITY

	Quantity	Base Number	Contract	LHB	Wales
% of FP17s for the same patient ID Re-attending within 3 months - Children	58	848	6.8%	8.5%	10.9%
% of FP17s for the same patient ID Re-attending within 3 months - Adults	243	1,756	13.8%	14.9%	15.6%
% of FP17s for the same patient ID Re-attending between 3 & 9 months - Children	559	848	65.9%	58.1%	59.4%
% of FP17s for the same patient ID Re-attending between 3 & 9 months - Adults	1,100	1,756	62.6%	56.1%	55.5%
% of FP17s for Band 1 Urgent Courses	105	2,338	4.5%	9.2%	8.9%
% of FP17s Relating to Free Repair or Replacements	14	2,338	0.6%	0.7%	0.7%
% of FP17s Relating to Continuations	12	2,338	0.5%	0.8%	0.7%
% of Patients satisfied with the dentistry they have received	38	40	95.0%	93.5%	93.6%
% of Patients satisfied with the time they had to wait for an appointment	37	40	92.5%	86.2%	88.1%

* This is based on patients treated on this contract for their most recent course of treatment. Figures in italics indicate the base number of FP17s or Patient Questionnaire responses are less than 100. N/A is shown where the base number of responses is less than 10 during the period. % is calculated as Quantity/Base number*100

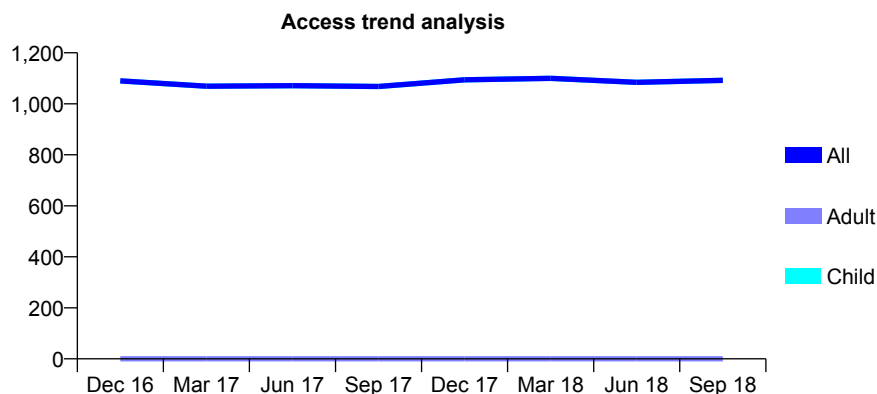
7A4 - Vital Signs At a Glance Contract Report for 159573/0001 - September 2018

Name or company name	S M Clark Limited
Contract type name	GDS Contract
Purpose of contract	General
Contract start date	01/11/2012
Contract end date	

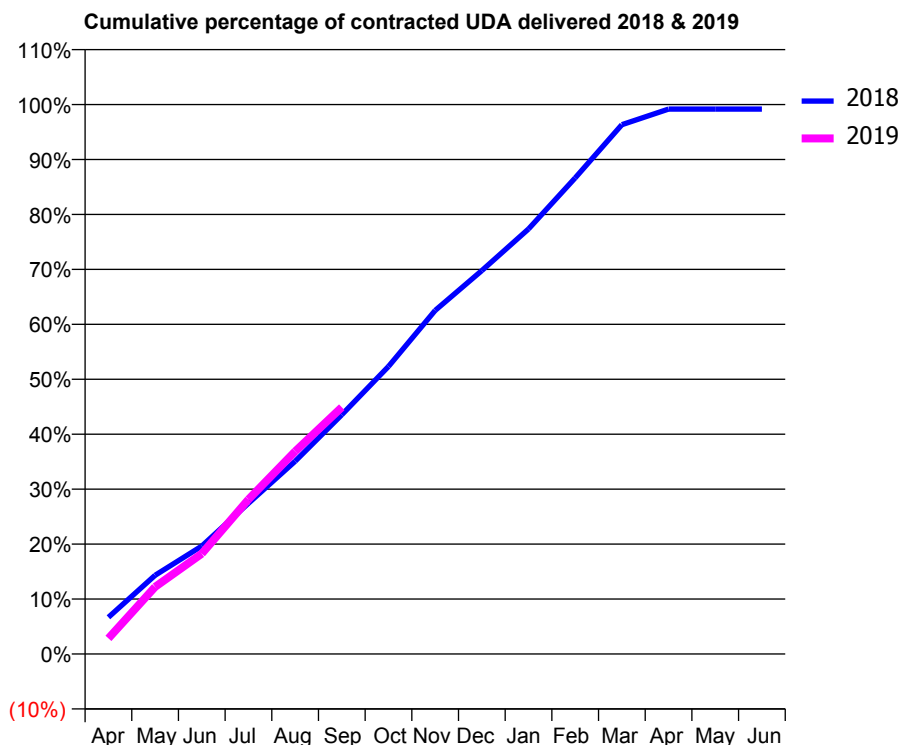
18/19 Contracted general activity (UDA)	2,315
Carry forward general activity (UDA)	0
18/19 Contracted orthodontic activity (UOA)	0
Carry forward orthodontic activity (UOA)	0
Baseline contract value	£54,890.15

ACCESS*

Patients seen in 24 months	Total	Change since previous quarter
Quarter ending September 2017	1,068	
Quarter ending December 2017	1,094	↑
Quarter ending March 2018	1,100	→
Quarter ending June 2018	1,084	↓
Quarter ending September 2018	1,092	→
Variance since September 2017	2.2%	↑



ACTIVITY



Month	Adjusted Scheduled Activity (UDA)	
	2018	2019
April	155	66
May	332	283
June	455	423
July	635	651
August	812	853
September	1,008	1,039
October	1,211	
November	1,447	
December	1,615	
January	1,790	
February	2,006	
March	2,230	
April	2,296	
May	2,296	
June	2,296	

QUALITY

	Quantity	Base Number	Contract	LHB	Wales
% of FP17s for the same patient ID Re-attending within 3 months - Children	28	857	3.3%	8.5%	10.9%
% of FP17s for the same patient ID Re-attending within 3 months - Adults	0	0	N/A	14.9%	15.6%
% of FP17s for the same patient ID Re-attending between 3 & 9 months - Children	649	857	75.7%	58.1%	59.4%
% of FP17s for the same patient ID Re-attending between 3 & 9 months - Adults	0	0	N/A	56.1%	55.5%
% of FP17s for Band 1 Urgent Courses	2	811	0.2%	9.2%	8.9%
% of FP17s Relating to Free Repair or Replacements	0	811	0.0%	0.7%	0.7%
% of FP17s Relating to Continuations	0	811	0.0%	0.8%	0.7%
% of Patients satisfied with the dentistry they have received	0	0	N/A	93.5%	93.6%
% of Patients satisfied with the time they had to wait for an appointment	0	0	N/A	86.2%	88.1%

* This is based on patients treated on this contract for their most recent course of treatment. Figures in italics indicate the base number of FP17s or Patient Questionnaire responses are less than 100. N/A is shown where the base number of responses is less than 10 during the period. % is calculated as Quantity/Base number*100

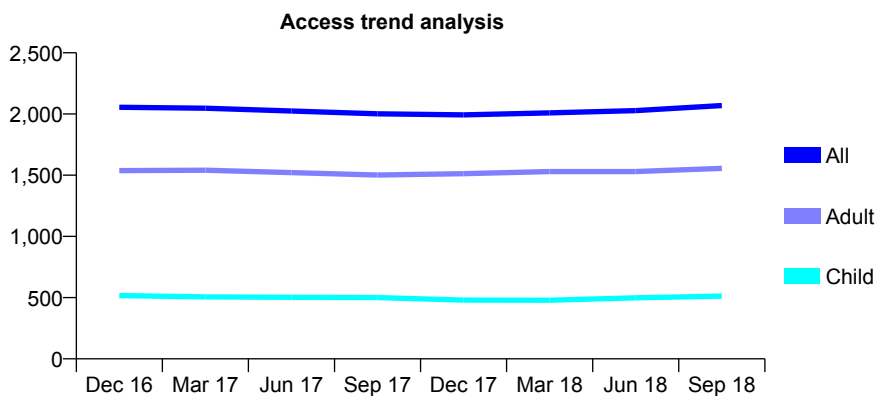
7A4 - Vital Signs At a Glance Contract Report for 161594/0001 - September 2018

Name or company name	Advance Dental Care Ltd
Contract type name	GDS Contract
Purpose of contract	General
Contract start date	16/06/2008
Contract end date	

18/19 Contracted general activity (UDA)	9,600
Carry forward general activity (UDA)	0
18/19 Contracted orthodontic activity (UOA)	0
Carry forward orthodontic activity (UOA)	0
Baseline contract value	£235,253.39

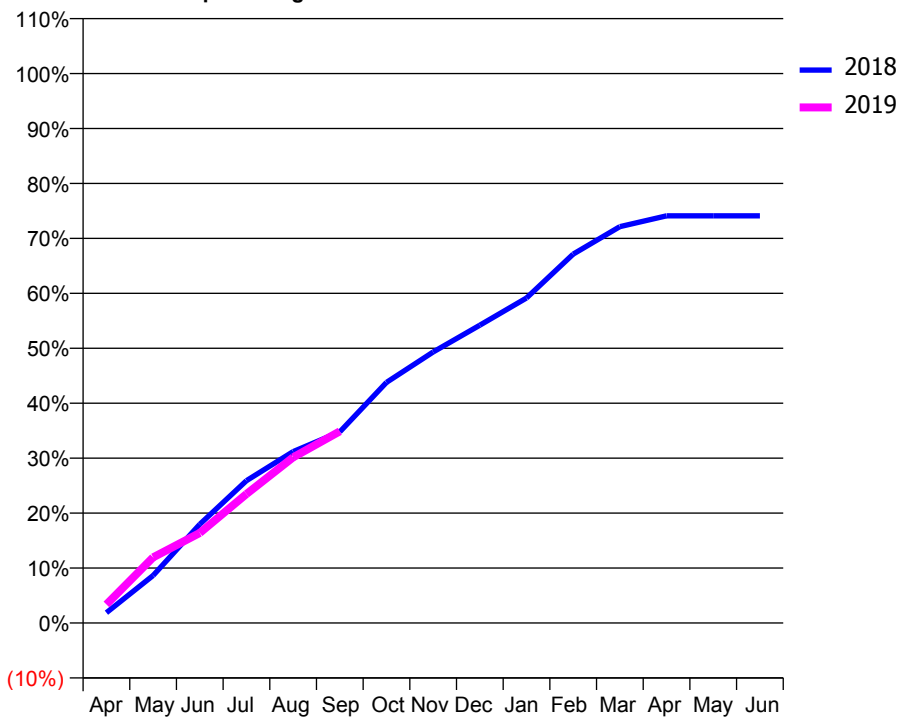
ACCESS*

Patients seen in 24 months	Total	Change since previous quarter
Quarter ending September 2017	2,002	
Quarter ending December 2017	1,993	→
Quarter ending March 2018	2,009	→
Quarter ending June 2018	2,028	→
Quarter ending September 2018	2,069	↑
Variance since September 2017	3.3%	↑



ACTIVITY

Cumulative percentage of contracted UDA delivered 2018 & 2019



Month	Adjusted Scheduled Activity (UDA)	
	2018	2019
April	198	326
May	909	1,147
June	1,887	1,574
July	2,720	2,254
August	3,277	2,895
September	3,653	3,348
October	4,597	
November	5,179	
December	5,691	
January	6,211	
February	7,050	
March	7,574	
April	7,780	
May	7,780	
June	7,780	

QUALITY

	Quantity	Base Number	Contract	LHB	Wales
% of FP17s for the same patient ID Re-attending within 3 months - Children	31	476	6.5%	8.5%	10.9%
% of FP17s for the same patient ID Re-attending within 3 months - Adults	254	1,475	17.2%	14.9%	15.6%
% of FP17s for the same patient ID Re-attending between 3 & 9 months - Children	310	476	65.1%	58.1%	59.4%
% of FP17s for the same patient ID Re-attending between 3 & 9 months - Adults	900	1,475	61.0%	56.1%	55.5%
% of FP17s for Band 1 Urgent Courses	147	1,872	7.9%	9.2%	8.9%
% of FP17s Relating to Free Repair or Replacements	26	1,872	1.4%	0.7%	0.7%
% of FP17s Relating to Continuations	8	1,872	0.4%	0.8%	0.7%
% of Patients satisfied with the dentistry they have received	15	15	100.0%	93.5%	93.6%
% of Patients satisfied with the time they had to wait for an appointment	13	15	86.7%	86.2%	88.1%

* This is based on patients treated on this contract for their most recent course of treatment. Figures in italics indicate the base number of FP17s or Patient Questionnaire responses are less than 100. N/A is shown where the base number of responses is less than 10 during the period. % is calculated as Quantity/Base number*100

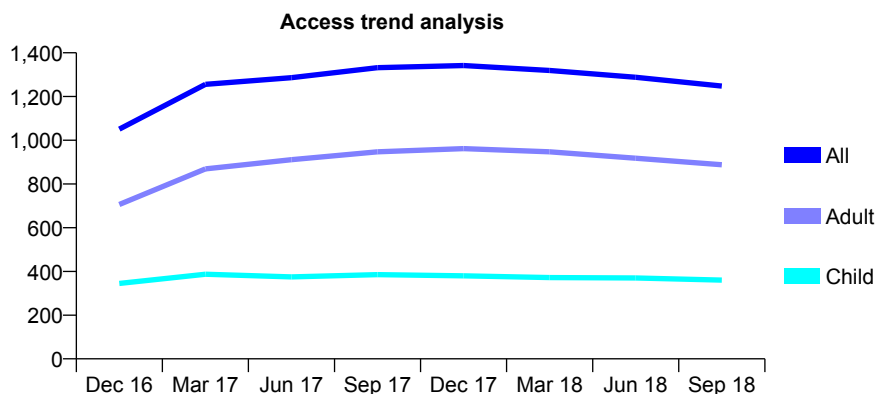
7A4 - Vital Signs At a Glance Contract Report for 172367/0001 - September 2018

Name or company name	Greenfield Dental Care Ltd
Contract type name	GDS Contract
Purpose of contract	General
Contract start date	01/04/2012
Contract end date	

18/19 Contracted general activity (UDA)	3,182
Carry forward general activity (UDA)	0
18/19 Contracted orthodontic activity (UOA)	0
Carry forward orthodontic activity (UOA)	0
Baseline contract value	£89,251.74

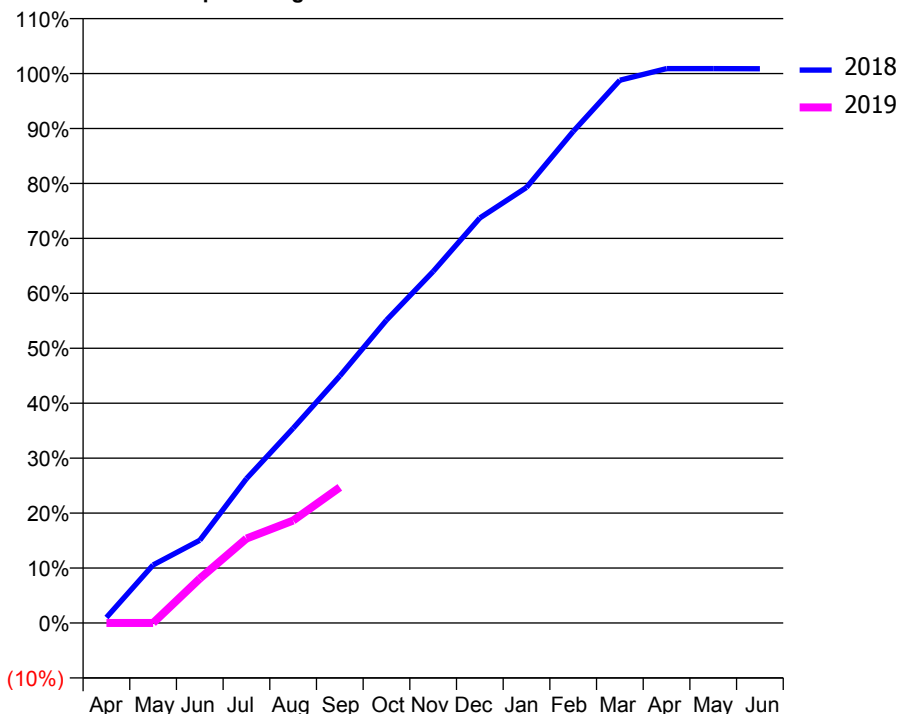
ACCESS*

Patients seen in 24 months	Total	Change since previous quarter
Quarter ending September 2017	1,332	
Quarter ending December 2017	1,342	→
Quarter ending March 2018	1,319	↓
Quarter ending June 2018	1,288	↓
Quarter ending September 2018	1,248	↓
Variance since September 2017	(6.3%)	↓



ACTIVITY

Cumulative percentage of contracted UDA delivered 2018 & 2019



Adjusted Scheduled Activity (UDA)

Month	2018	2019
April	34	0
May	358	0
June	510	258
July	890	489
August	1,200	593
September	1,523	786
October	1,867	
November	2,168	
December	2,498	
January	2,686	
February	3,031	
March	3,347	
April	3,418	
May	3,418	
June	3,417	

QUALITY

	Quantity	Base Number	Contract	LHB	Wales
% of FP17s for the same patient ID Re-attending within 3 months - Children	9	146	6.2%	8.5%	10.9%
% of FP17s for the same patient ID Re-attending within 3 months - Adults	33	331	10.0%	14.9%	15.6%
% of FP17s for the same patient ID Re-attending between 3 & 9 months - Children	72	146	49.3%	58.1%	59.4%
% of FP17s for the same patient ID Re-attending between 3 & 9 months - Adults	166	331	50.2%	56.1%	55.5%
% of FP17s for Band 1 Urgent Courses	35	463	7.6%	9.2%	8.9%
% of FP17s Relating to Free Repair or Replacements	2	463	0.4%	0.7%	0.7%
% of FP17s Relating to Continuations	0	463	0.0%	0.8%	0.7%
% of Patients satisfied with the dentistry they have received	6	6	N/A	93.5%	93.6%
% of Patients satisfied with the time they had to wait for an appointment	5	6	N/A	86.2%	88.1%

* This is based on patients treated on this contract for their most recent course of treatment. Figures in italics indicate the base number of FP17s or Patient Questionnaire responses are less than 100. N/A is shown where the base number of responses is less than 10 during the period. % is calculated as Quantity/Base number*100

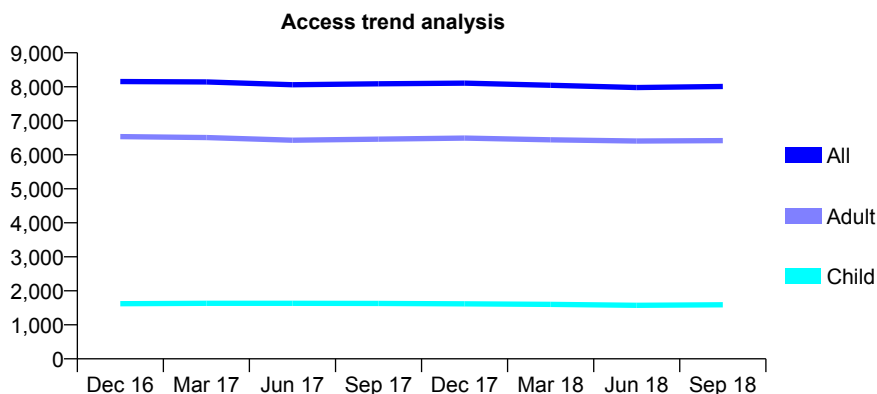
7A4 - Vital Signs At a Glance Contract Report for 172731/0001 - September 2018

Name or company name	Six Gables Dental Practice Ltd
Contract type name	GDS Contract
Purpose of contract	General
Contract start date	01/09/2010
Contract end date	

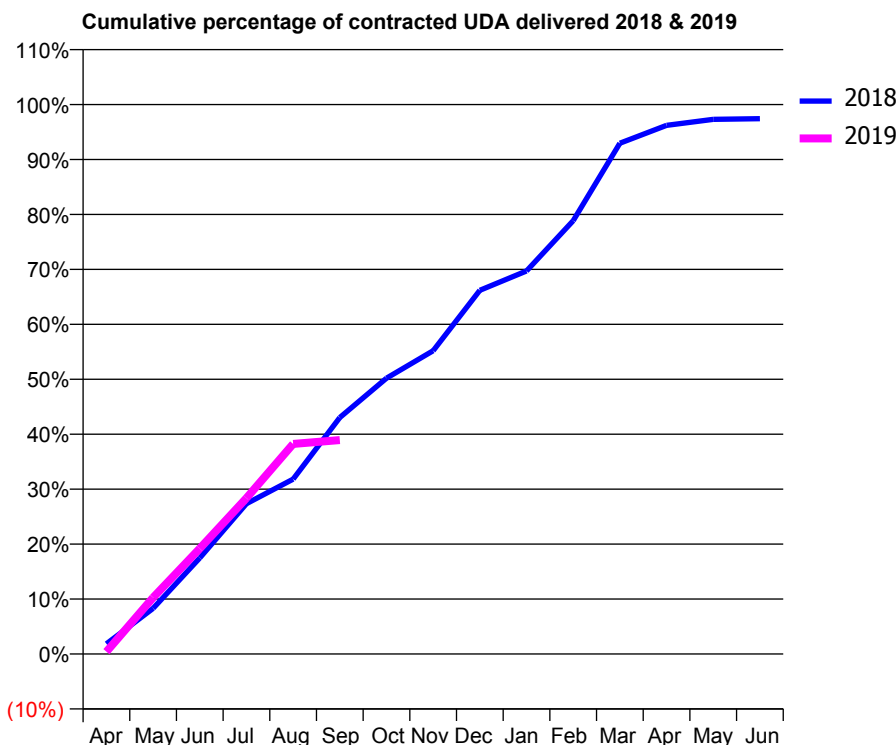
18/19 Contracted general activity (UDA)	22,715
Carry forward general activity (UDA)	0
18/19 Contracted orthodontic activity (UOA)	0
Carry forward orthodontic activity (UOA)	0
Baseline contract value	£514,386.90

ACCESS*

Patients seen in 24 months	Total	Change since previous quarter
Quarter ending September 2017	8,087	
Quarter ending December 2017	8,108	→
Quarter ending March 2018	8,045	→
Quarter ending June 2018	7,977	→
Quarter ending September 2018	8,010	→
Variance since September 2017	(1.0%)	→



ACTIVITY



Month	Adjusted Scheduled Activity (UDA)	
	2018	2019
April	422	96
May	1,890	2,336
June	3,973	4,365
July	6,217	6,445
August	7,227	8,686
September	9,776	8,845
October	11,404	
November	12,539	
December	15,036	
January	15,834	
February	17,912	
March	21,112	
April	21,851	
May	22,103	
June	22,128	

QUALITY

	Quantity	Base Number	Contract	LHB	Wales
% of FP17s for the same patient ID Re-attending within 3 months - Children	49	920	5.3%	8.5%	10.9%
% of FP17s for the same patient ID Re-attending within 3 months - Adults	407	3,684	11.0%	14.9%	15.6%
% of FP17s for the same patient ID Re-attending between 3 & 9 months - Children	475	920	51.6%	58.1%	59.4%
% of FP17s for the same patient ID Re-attending between 3 & 9 months - Adults	1,977	3,684	53.7%	56.1%	55.5%
% of FP17s for Band 1 Urgent Courses	113	4,211	2.7%	9.2%	8.9%
% of FP17s Relating to Free Repair or Replacements	26	4,211	0.6%	0.7%	0.7%
% of FP17s Relating to Continuations	27	4,211	0.6%	0.8%	0.7%
% of Patients satisfied with the dentistry they have received	24	25	96.0%	93.5%	93.6%
% of Patients satisfied with the time they had to wait for an appointment	19	25	76.0%	86.2%	88.1%

* This is based on patients treated on this contract for their most recent course of treatment. Figures in italics indicate the base number of FP17s or Patient Questionnaire responses are less than 100. N/A is shown where the base number of responses is less than 10 during the period. % is calculated as Quantity/Base number*100

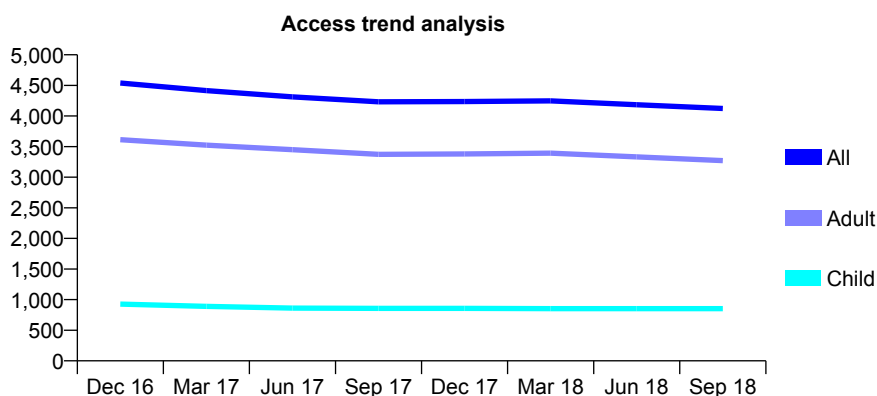
7A4 - Vital Signs At a Glance Contract Report for 174688/0001 - September 2018

Name or company name	Kevin Gracias & Amir Koochek
Contract type name	GDS Contract
Purpose of contract	General
Contract start date	01/04/2013
Contract end date	

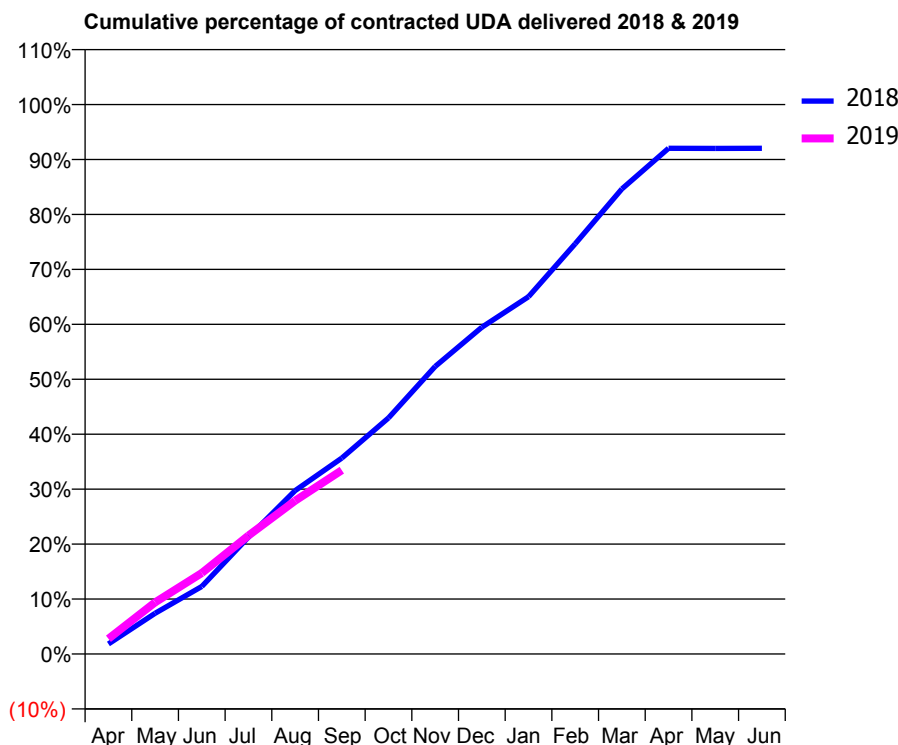
18/19 Contracted general activity (UDA)	14,750
Carry forward general activity (UDA)	0
18/19 Contracted orthodontic activity (UOA)	0
Carry forward orthodontic activity (UOA)	0
Baseline contract value	£362,465.39

ACCESS*

Patients seen in 24 months	Total	Change since previous quarter
Quarter ending September 2017	4,231	
Quarter ending December 2017	4,237	→
Quarter ending March 2018	4,247	→
Quarter ending June 2018	4,184	↓
Quarter ending September 2018	4,124	↓
Variance since September 2017	(2.5%)	↓



ACTIVITY



Month	Adjusted Scheduled Activity (UDA)	
	2018	2019
April	271	409
May	1,094	1,386
June	1,815	2,174
July	3,136	3,181
August	4,387	4,114
September	5,261	4,933
October	6,338	
November	7,717	
December	8,771	
January	9,591	
February	11,010	
March	12,481	
April	13,576	
May	13,573	
June	13,576	

QUALITY

	Quantity	Base Number	Contract	LHB	Wales
% of FP17s for the same patient ID Re-attending within 3 months - Children	27	524	5.2%	8.5%	10.9%
% of FP17s for the same patient ID Re-attending within 3 months - Adults	216	1,978	10.9%	14.9%	15.6%
% of FP17s for the same patient ID Re-attending between 3 & 9 months - Children	263	524	50.2%	58.1%	59.4%
% of FP17s for the same patient ID Re-attending between 3 & 9 months - Adults	1,014	1,978	51.3%	56.1%	55.5%
% of FP17s for Band 1 Urgent Courses	104	2,240	4.6%	9.2%	8.9%
% of FP17s Relating to Free Repair or Replacements	25	2,240	1.1%	0.7%	0.7%
% of FP17s Relating to Continuations	11	2,240	0.5%	0.8%	0.7%
% of Patients satisfied with the dentistry they have received	7	7	N/A	93.5%	93.6%
% of Patients satisfied with the time they had to wait for an appointment	7	7	N/A	86.2%	88.1%

* This is based on patients treated on this contract for their most recent course of treatment. Figures in italics indicate the base number of FP17s or Patient Questionnaire responses are less than 100. N/A is shown where the base number of responses is less than 10 during the period. % is calculated as Quantity/Base number*100

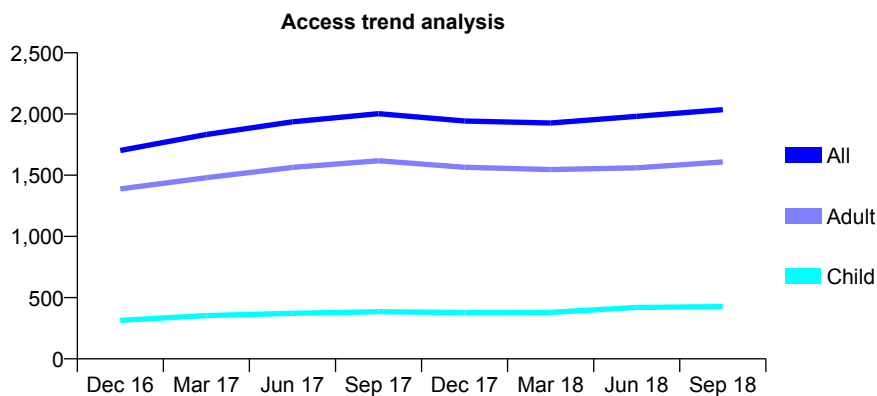
7A4 - Vital Signs At a Glance Contract Report for 182850/0001 - September 2018

Name or company name	M A Hill & S T Hill Ltd
Contract type name	GDS Contract
Purpose of contract	General
Contract start date	01/05/2011
Contract end date	

18/19 Contracted general activity (UDA)	6,721
Carry forward general activity (UDA)	0
18/19 Contracted orthodontic activity (UOA)	0
Carry forward orthodontic activity (UOA)	0
Baseline contract value	£119,380.83

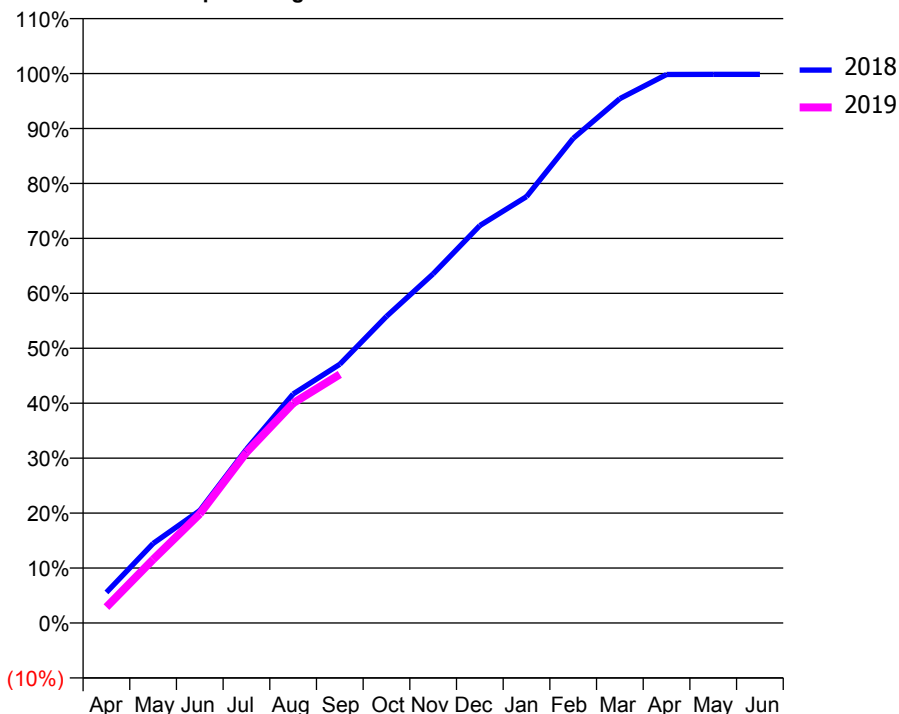
ACCESS*

Patients seen in 24 months	Total	Change since previous quarter
Quarter ending September 2017	2,003	
Quarter ending December 2017	1,943	↓
Quarter ending March 2018	1,926	→
Quarter ending June 2018	1,981	↑
Quarter ending September 2018	2,035	↑
Variance since September 2017	1.6%	→



ACTIVITY

Cumulative percentage of contracted UDA delivered 2018 & 2019



Month	Adjusted Scheduled Activity (UDA)	
	2018	2019
April	375	195
May	973	777
June	1,376	1,335
July	2,126	2,087
August	2,801	2,688
September	3,164	3,040
October	3,751	
November	4,270	
December	4,862	
January	5,215	
February	5,927	
March	6,413	
April	6,709	
May	6,710	
June	6,711	

QUALITY

	Quantity	Base Number	Contract	LHB	Wales
% of FP17s for the same patient ID Re-attending within 3 months - Children	40	339	11.8%	8.5%	10.9%
% of FP17s for the same patient ID Re-attending within 3 months - Adults	314	1,295	24.2%	14.9%	15.6%
% of FP17s for the same patient ID Re-attending between 3 & 9 months - Children	170	339	50.1%	58.1%	59.4%
% of FP17s for the same patient ID Re-attending between 3 & 9 months - Adults	628	1,295	48.5%	56.1%	55.5%
% of FP17s for Band 1 Urgent Courses	222	1,517	14.6%	9.2%	8.9%
% of FP17s Relating to Free Repair or Replacements	17	1,517	1.1%	0.7%	0.7%
% of FP17s Relating to Continuations	12	1,517	0.8%	0.8%	0.7%
% of Patients satisfied with the dentistry they have received	4	4	N/A	93.5%	93.6%
% of Patients satisfied with the time they had to wait for an appointment	1	4	N/A	86.2%	88.1%

* This is based on patients treated on this contract for their most recent course of treatment. Figures in italics indicate the base number of FP17s or Patient Questionnaire responses are less than 100. N/A is shown where the base number of responses is less than 10 during the period. % is calculated as Quantity/Base number*100

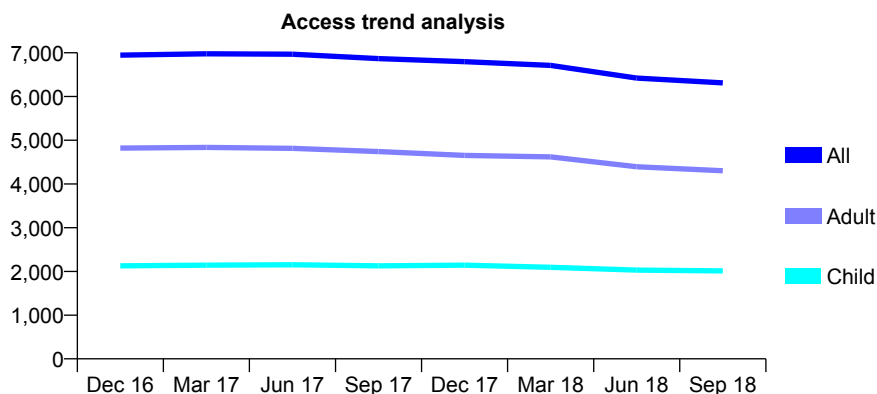
7A4 - Vital Signs At a Glance Contract Report for 190195/0016 - September 2018

Name or company name	Xeon Smiles UK Ltd
Contract type name	GDS Contract
Purpose of contract	General
Contract start date	01/04/2012
Contract end date	

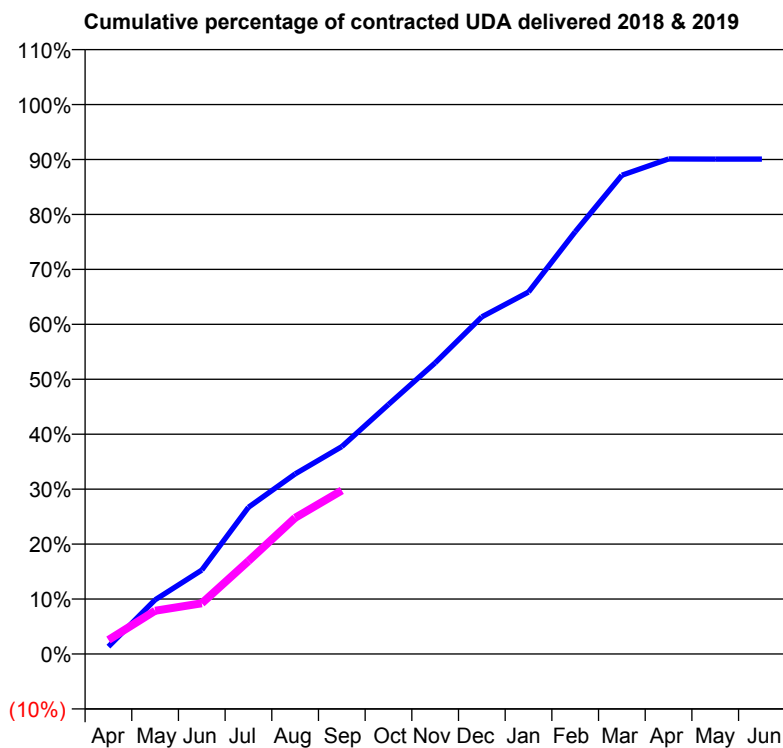
18/19 Contracted general activity (UDA)	21,605
Carry forward general activity (UDA)	0
18/19 Contracted orthodontic activity (UOA)	0
Carry forward orthodontic activity (UOA)	0
Baseline contract value	£532,212.57

ACCESS*

Patients seen in 24 months	Total	Change since previous quarter
Quarter ending September 2017	6,868	
Quarter ending December 2017	6,797	↓
Quarter ending March 2018	6,713	↓
Quarter ending June 2018	6,423	↓
Quarter ending September 2018	6,312	↓
Variance since September 2017	(8.1%)	↓



ACTIVITY



Month	Adjusted Scheduled Activity (UDA)	
	2018	2019
April	291	555
May	2,129	1,702
June	3,298	1,993
July	5,772	3,658
August	7,079	5,353
September	8,155	6,431
October	9,814	
November	11,447	
December	13,256	
January	14,233	
February	16,601	
March	18,825	
April	19,463	
May	19,458	
June	19,457	

QUALITY

	Quantity	Base Number	Contract	LHB	Wales
% of FP17s for the same patient ID Re-attending within 3 months - Children	83	1,233	6.7%	8.5%	10.9%
% of FP17s for the same patient ID Re-attending within 3 months - Adults	216	2,050	10.5%	14.9%	15.6%
% of FP17s for the same patient ID Re-attending between 3 & 9 months - Children	714	1,233	57.9%	58.1%	59.4%
% of FP17s for the same patient ID Re-attending between 3 & 9 months - Adults	1,044	2,050	50.9%	56.1%	55.5%
% of FP17s for Band 1 Urgent Courses	260	3,059	8.5%	9.2%	8.9%
% of FP17s Relating to Free Repair or Replacements	18	3,059	0.6%	0.7%	0.7%
% of FP17s Relating to Continuations	1	3,059	0.0%	0.8%	0.7%
% of Patients satisfied with the dentistry they have received	7	9	N/A	93.5%	93.6%
% of Patients satisfied with the time they had to wait for an appointment	3	9	N/A	86.2%	88.1%

* This is based on patients treated on this contract for their most recent course of treatment. Figures in italics indicate the base number of FP17s or Patient Questionnaire responses are less than 100. N/A is shown where the base number of responses is less than 10 during the period. % is calculated as Quantity/Base number*100

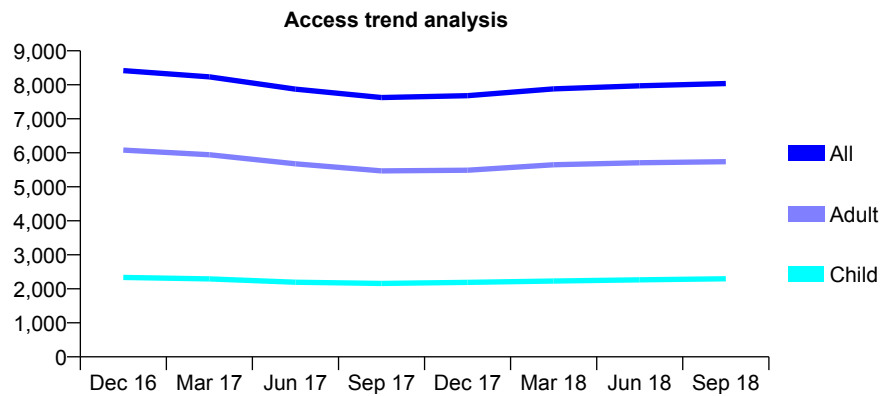
7A4 - Vital Signs At a Glance Contract Report for 190195/0017 - September 2018

Name or company name	Xeon Smiles UK Ltd
Contract type name	GDS Contract
Purpose of contract	General and Orthodontic
Contract start date	01/04/2012
Contract end date	

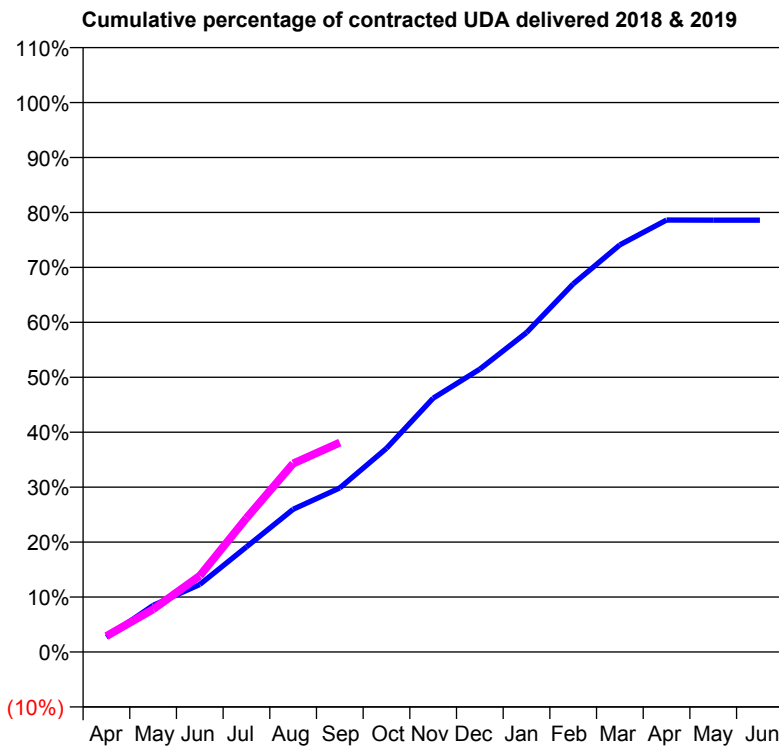
18/19 Contracted general activity (UDA)	31,000
Carry forward general activity (UDA)	0
18/19 Contracted orthodontic activity (UOA)	851
Carry forward orthodontic activity (UOA)	0
Baseline contract value	£807,957.96

ACCESS*

Patients seen in 24 months	Total	Change since previous quarter
Quarter ending September 2017	7,625	
Quarter ending December 2017	7,679	→
Quarter ending March 2018	7,879	↑
Quarter ending June 2018	7,970	→
Quarter ending September 2018	8,039	→
Variance since September 2017	5.4%	↑



ACTIVITY



Month	Adjusted Scheduled Activity (UDA)	
	2018	2019
April	833	898
May	2,632	2,413
June	3,813	4,301
July	5,935	7,555
August	8,054	10,637
September	9,259	11,818
October	11,490	
November	14,322	
December	15,963	
January	18,021	
February	20,765	
March	22,968	
April	24,369	
May	24,361	
June	24,361	

QUALITY

	Quantity	Base Number	Contract	LHB	Wales
% of FP17s for the same patient ID Re-attending within 3 months - Children	95	1,584	6.0%	8.5%	10.9%
% of FP17s for the same patient ID Re-attending within 3 months - Adults	392	3,727	10.5%	14.9%	15.6%
% of FP17s for the same patient ID Re-attending between 3 & 9 months - Children	923	1,584	58.3%	58.1%	59.4%
% of FP17s for the same patient ID Re-attending between 3 & 9 months - Adults	2,063	3,727	55.4%	56.1%	55.5%
% of FP17s for Band 1 Urgent Courses	337	4,871	6.9%	9.2%	8.9%
% of FP17s Relating to Free Repair or Replacements	24	4,871	0.5%	0.7%	0.7%
% of FP17s Relating to Continuations	11	4,871	0.2%	0.8%	0.7%
% of Patients satisfied with the dentistry they have received	37	42	88.1%	93.5%	93.6%
% of Patients satisfied with the time they had to wait for an appointment	32	42	76.2%	86.2%	88.1%

* This is based on patients treated on this contract for their most recent course of treatment. Figures in italics indicate the base number of FP17s or Patient Questionnaire responses are less than 100. N/A is shown where the base number of responses is less than 10 during the period. % is calculated as Quantity/Base number*100

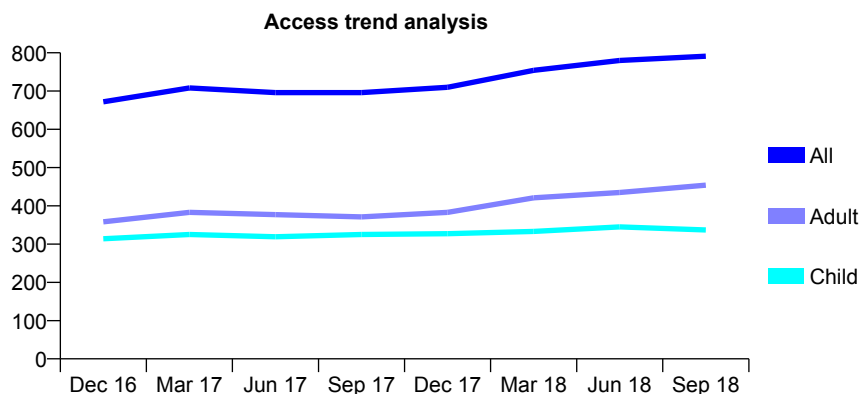
7A4 - Vital Signs At a Glance Contract Report for 190225/0001 - September 2018

Name or company name	Bay House Dental Practice Ltd
Contract type name	GDS Contract
Purpose of contract	General and Orthodontic
Contract start date	01/04/2011
Contract end date	

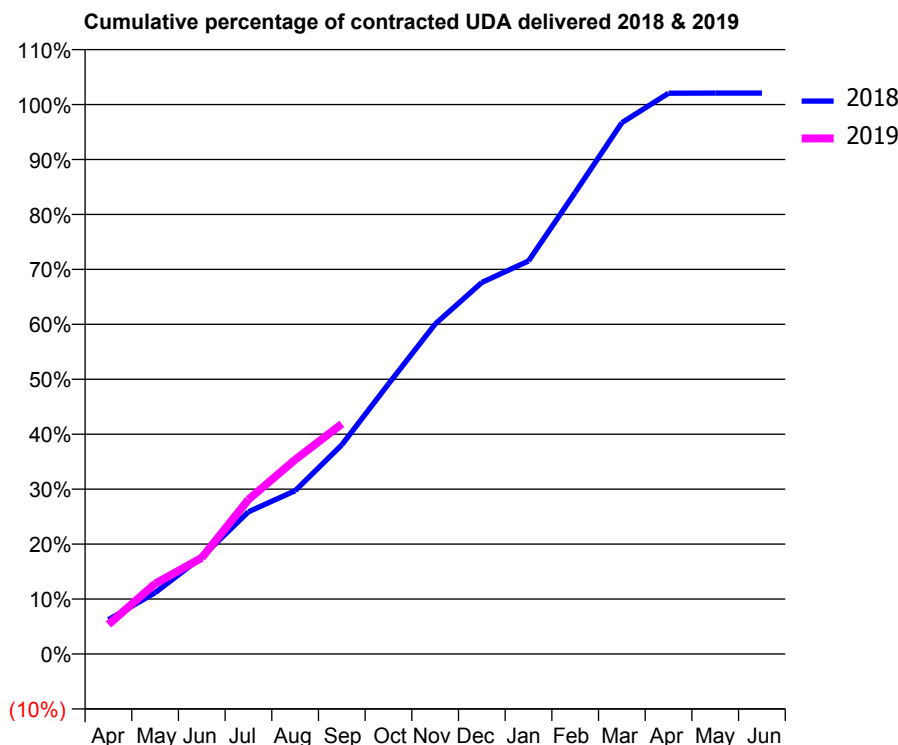
18/19 Contracted general activity (UDA)	2,544
Carry forward general activity (UDA)	0
18/19 Contracted orthodontic activity (UOA)	450
Carry forward orthodontic activity (UOA)	0
Baseline contract value	£103,821.41

ACCESS*

Patients seen in 24 months	Total	Change since previous quarter
Quarter ending September 2017	696	
Quarter ending December 2017	710	↑
Quarter ending March 2018	754	↑
Quarter ending June 2018	780	↑
Quarter ending September 2018	791	→
Variance since September 2017	13.6%	↑



ACTIVITY



Adjusted Scheduled Activity (UDA)		
Month	2018	2019
April	159	137
May	284	326
June	449	445
July	658	715
August	756	900
September	968	1,065
October	1,250	
November	1,528	
December	1,720	
January	1,820	
February	2,137	
March	2,460	
April	2,596	
May	2,597	
June	2,597	

QUALITY

	Quantity	Base Number	Contract	LHB	Wales
% of FP17s for the same patient ID Re-attending within 3 months - Children	21	272	7.7%	8.5%	10.9%
% of FP17s for the same patient ID Re-attending within 3 months - Adults	65	336	19.3%	14.9%	15.6%
% of FP17s for the same patient ID Re-attending between 3 & 9 months - Children	171	272	62.9%	58.1%	59.4%
% of FP17s for the same patient ID Re-attending between 3 & 9 months - Adults	213	336	63.4%	56.1%	55.5%
% of FP17s for Band 1 Urgent Courses	52	508	10.2%	9.2%	8.9%
% of FP17s Relating to Free Repair or Replacements	0	508	0.0%	0.7%	0.7%
% of FP17s Relating to Continuations	5	508	1.0%	0.8%	0.7%
% of Patients satisfied with the dentistry they have received	1	1	N/A	93.5%	93.6%
% of Patients satisfied with the time they had to wait for an appointment	1	1	N/A	86.2%	88.1%

* This is based on patients treated on this contract for their most recent course of treatment. Figures in italics indicate the base number of FP17s or Patient Questionnaire responses are less than 100. N/A is shown where the base number of responses is less than 10 during the period. % is calculated as Quantity/Base number*100

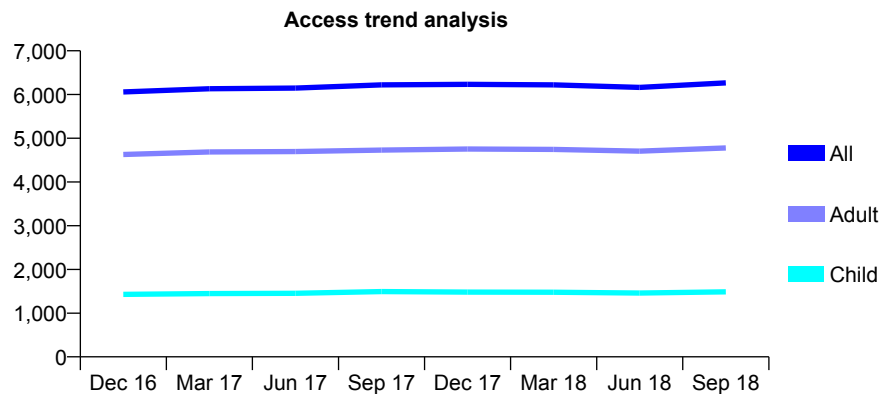
7A4 - Vital Signs At a Glance Contract Report for 191841/0001 - September 2018

Name or company name	RWH Limited
Contract type name	GDS Contract
Purpose of contract	General
Contract start date	01/04/2011
Contract end date	

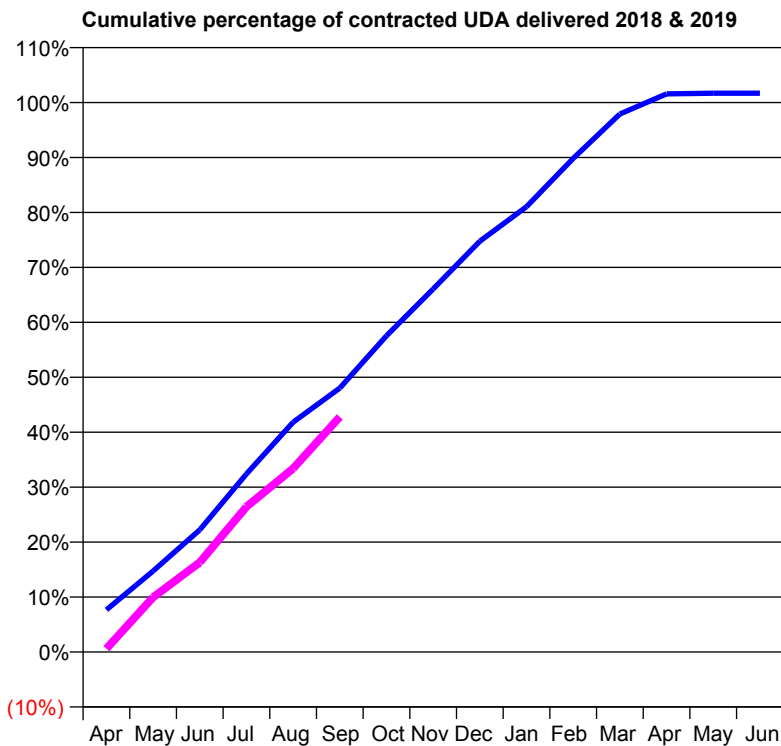
18/19 Contracted general activity (UDA)	20,936
Carry forward general activity (UDA)	0
18/19 Contracted orthodontic activity (UOA)	0
Carry forward orthodontic activity (UOA)	0
Baseline contract value	£514,441.12

ACCESS*

Patients seen in 24 months	Total	Change since previous quarter
Quarter ending September 2017	6,222	
Quarter ending December 2017	6,234	→
Quarter ending March 2018	6,221	→
Quarter ending June 2018	6,162	→
Quarter ending September 2018	6,267	→
Variance since September 2017	0.7%	→



ACTIVITY



Month	Adjusted Scheduled Activity (UDA)	
	2018	2019
April	1,610	130
May	3,086	2,084
June	4,655	3,417
July	6,787	5,537
August	8,755	6,995
September	10,057	8,957
October	12,049	
November	13,831	
December	15,651	
January	16,966	
February	18,807	
March	20,497	
April	21,263	
May	21,288	
June	21,290	

QUALITY

	Quantity	Base Number	Contract	LHB	Wales
% of FP17s for the same patient ID Re-attending within 3 months - Children	75	1,172	6.4%	8.5%	10.9%
% of FP17s for the same patient ID Re-attending within 3 months - Adults	595	4,173	14.3%	14.9%	15.6%
% of FP17s for the same patient ID Re-attending between 3 & 9 months - Children	706	1,172	60.2%	58.1%	59.4%
% of FP17s for the same patient ID Re-attending between 3 & 9 months - Adults	2,594	4,173	62.2%	56.1%	55.5%
% of FP17s for Band 1 Urgent Courses	382	4,955	7.7%	9.2%	8.9%
% of FP17s Relating to Free Repair or Replacements	53	4,955	1.1%	0.7%	0.7%
% of FP17s Relating to Continuations	4	4,955	0.1%	0.8%	0.7%
% of Patients satisfied with the dentistry they have received	13	16	81.3%	93.5%	93.6%
% of Patients satisfied with the time they had to wait for an appointment	12	16	75.0%	86.2%	88.1%

* This is based on patients treated on this contract for their most recent course of treatment. Figures in italics indicate the base number of FP17s or Patient Questionnaire responses are less than 100. N/A is shown where the base number of responses is less than 10 during the period. % is calculated as Quantity/Base number*100

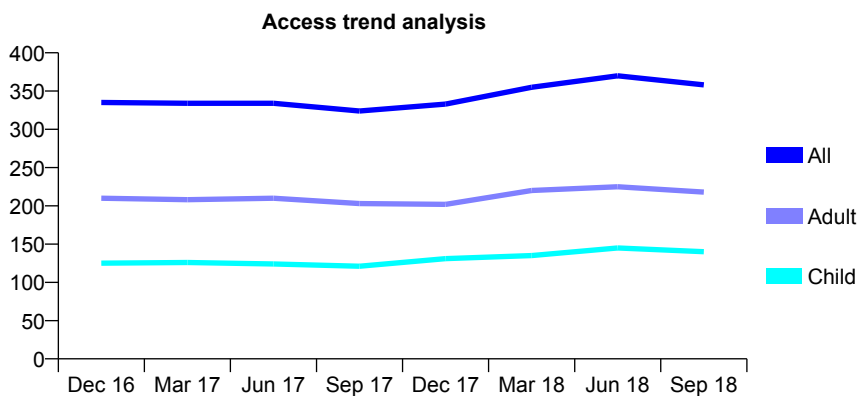
7A4 - Vital Signs At a Glance Contract Report for 195359/0001 - September 2018

Name or company name	Rebecca Close & David Edward Webster
Contract type name	GDS Contract
Purpose of contract	General
Contract start date	01/08/2013
Contract end date	

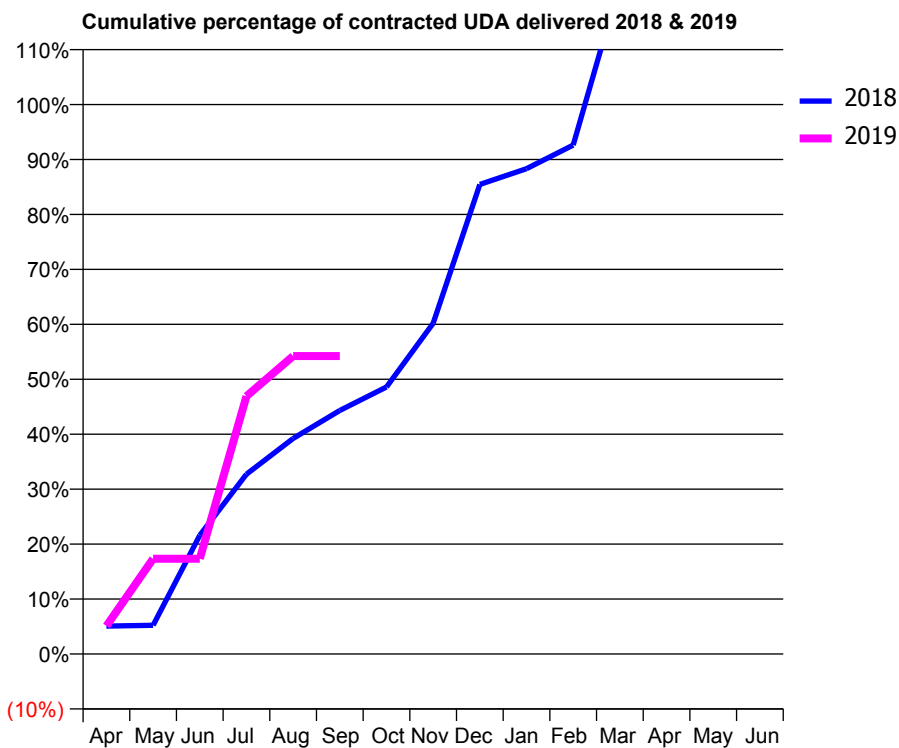
18/19 Contracted general activity (UDA)	630
Carry forward general activity (UDA)	0
18/19 Contracted orthodontic activity (UOA)	0
Carry forward orthodontic activity (UOA)	0
Baseline contract value	£16,340.84

ACCESS*

Patients seen in 24 months	Total	Change since previous quarter
Quarter ending September 2017	324	
Quarter ending December 2017	333	↑
Quarter ending March 2018	355	↑
Quarter ending June 2018	370	↑
Quarter ending September 2018	358	↓
Variance since September 2017	10.5%	↑



ACTIVITY



Adjusted Scheduled Activity (UDA)		
Month	2018	2019
April	32	32
May	33	109
June	136	109
July	206	296
August	247	342
September	279	342
October	306	
November	379	
December	538	
January	556	
February	583	
March	768	
April	842	
May	842	
June	845	

QUALITY

	Quantity	Base Number	Contract	LHB	Wales
% of FP17s for the same patient ID Re-attending within 3 months - Children	14	90	15.6%	8.5%	10.9%
% of FP17s for the same patient ID Re-attending within 3 months - Adults	18	139	12.9%	14.9%	15.6%
% of FP17s for the same patient ID Re-attending between 3 & 9 months - Children	45	90	50.0%	58.1%	59.4%
% of FP17s for the same patient ID Re-attending between 3 & 9 months - Adults	75	139	54.0%	56.1%	55.5%
% of FP17s for Band 1 Urgent Courses	3	185	1.6%	9.2%	8.9%
% of FP17s Relating to Free Repair or Replacements	0	185	0.0%	0.7%	0.7%
% of FP17s Relating to Continuations	0	185	0.0%	0.8%	0.7%
% of Patients satisfied with the dentistry they have received	3	3	N/A	93.5%	93.6%
% of Patients satisfied with the time they had to wait for an appointment	2	3	N/A	86.2%	88.1%

* This is based on patients treated on this contract for their most recent course of treatment. Figures in italics indicate the base number of FP17s or Patient Questionnaire responses are less than 100. N/A is shown where the base number of responses is less than 10 during the period. % is calculated as Quantity/Base number*100

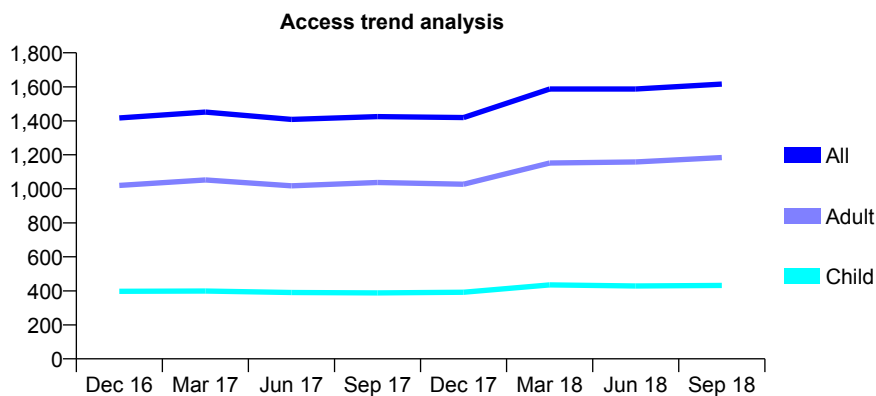
7A4 - Vital Signs At a Glance Contract Report for 222798/0001 - September 2018

Name or company name	MR RJ CAPRON
Contract type name	GDS Contract
Purpose of contract	General
Contract start date	01/04/2006
Contract end date	

18/19 Contracted general activity (UDA)	4,839
Carry forward general activity (UDA)	0
18/19 Contracted orthodontic activity (UOA)	0
Carry forward orthodontic activity (UOA)	0
Baseline contract value	£137,758.61

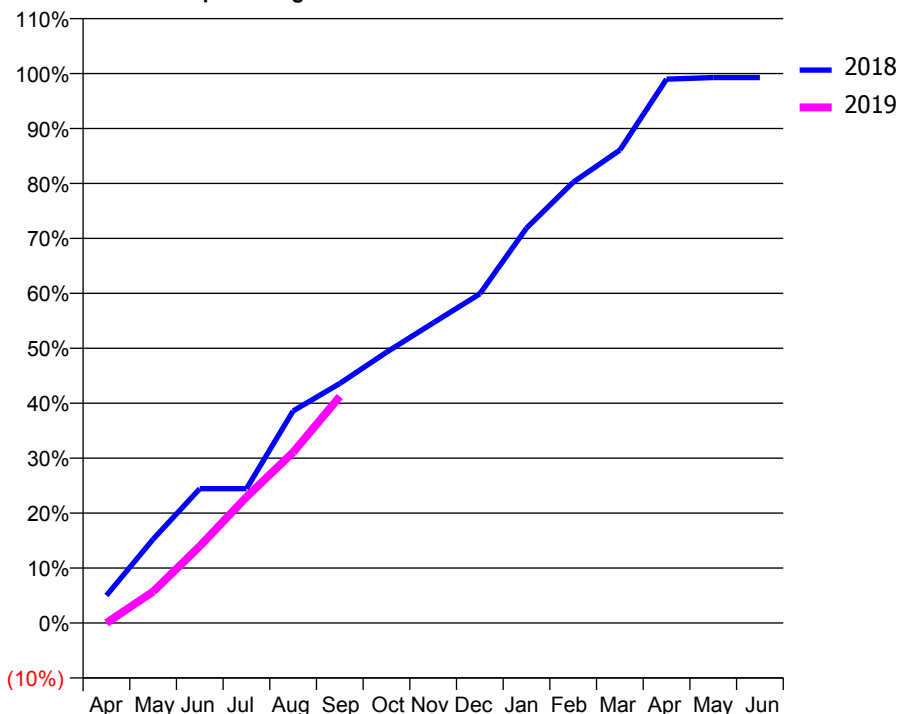
ACCESS*

Patients seen in 24 months	Total	Change since previous quarter
Quarter ending September 2017	1,425	
Quarter ending December 2017	1,419	→
Quarter ending March 2018	1,587	↑
Quarter ending June 2018	1,587	→
Quarter ending September 2018	1,616	→
Variance since September 2017	13.4%	↑



ACTIVITY

Cumulative percentage of contracted UDA delivered 2018 & 2019



Month	Adjusted Scheduled Activity (UDA)	
	2018	2019
April	242	0
May	738	276
June	1,183	676
July	1,183	1,111
August	1,867	1,504
September	2,110	1,995
October	2,384	
November	2,643	
December	2,899	
January	3,477	
February	3,881	
March	4,165	
April	4,789	
May	4,803	
June	4,803	

QUALITY

	Quantity	Base Number	Contract	LHB	Wales
% of FP17s for the same patient ID Re-attending within 3 months - Children	13	284	4.6%	8.5%	10.9%
% of FP17s for the same patient ID Re-attending within 3 months - Adults	171	899	19.0%	14.9%	15.6%
% of FP17s for the same patient ID Re-attending between 3 & 9 months - Children	143	284	50.4%	58.1%	59.4%
% of FP17s for the same patient ID Re-attending between 3 & 9 months - Adults	397	899	44.2%	56.1%	55.5%
% of FP17s for Band 1 Urgent Courses	145	982	14.8%	9.2%	8.9%
% of FP17s Relating to Free Repair or Replacements	0	982	0.0%	0.7%	0.7%
% of FP17s Relating to Continuations	8	982	0.8%	0.8%	0.7%
% of Patients satisfied with the dentistry they have received	0	0	N/A	93.5%	93.6%
% of Patients satisfied with the time they had to wait for an appointment	0	0	N/A	86.2%	88.1%

* This is based on patients treated on this contract for their most recent course of treatment. Figures in italics indicate the base number of FP17s or Patient Questionnaire responses are less than 100. N/A is shown where the base number of responses is less than 10 during the period. % is calculated as Quantity/Base number*100

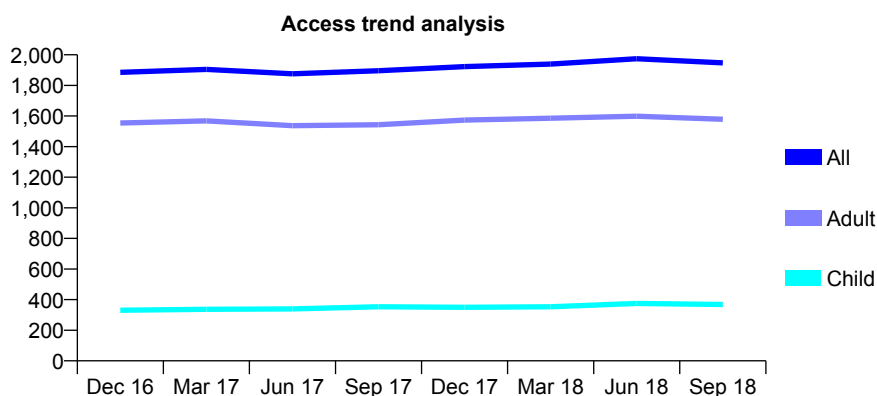
7A4 - Vital Signs At a Glance Contract Report for 239887/0001 - September 2018

Name or company name	MISS S YEGANEH
Contract type name	GDS Contract
Purpose of contract	General
Contract start date	01/04/2006
Contract end date	

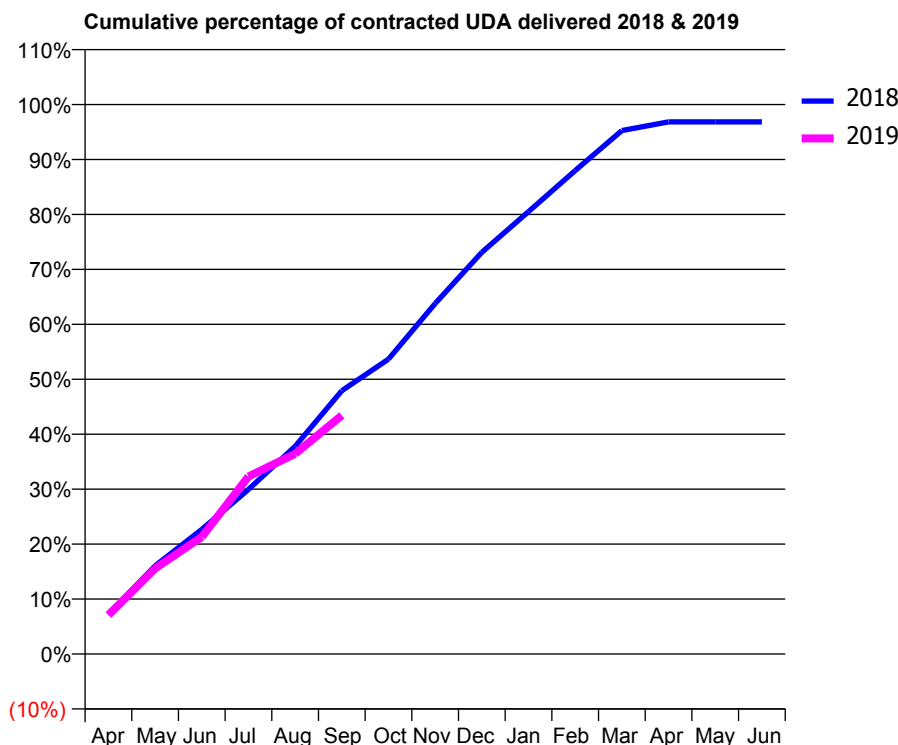
18/19 Contracted general activity (UDA)	7,705
Carry forward general activity (UDA)	0
18/19 Contracted orthodontic activity (UOA)	0
Carry forward orthodontic activity (UOA)	0
Baseline contract value	£155,882.60

ACCESS*

Patients seen in 24 months	Total	Change since previous quarter
Quarter ending September 2017	1,896	
Quarter ending December 2017	1,923	→
Quarter ending March 2018	1,939	→
Quarter ending June 2018	1,974	→
Quarter ending September 2018	1,947	↓
Variance since September 2017	2.7%	↑



ACTIVITY



Month	Adjusted Scheduled Activity (UDA)	
	2018	2019
April	559	546
May	1,236	1,200
June	1,747	1,643
July	2,308	2,490
August	2,912	2,808
September	3,691	3,346
October	4,136	
November	4,914	
December	5,633	
January	6,203	
February	6,778	
March	7,340	
April	7,462	
May	7,462	
June	7,462	

QUALITY

	Quantity	Base Number	Contract	LHB	Wales
% of FP17s for the same patient ID Re-attending within 3 months - Children	19	324	5.9%	8.5%	10.9%
% of FP17s for the same patient ID Re-attending within 3 months - Adults	125	1,227	10.2%	14.9%	15.6%
% of FP17s for the same patient ID Re-attending between 3 & 9 months - Children	236	324	72.8%	58.1%	59.4%
% of FP17s for the same patient ID Re-attending between 3 & 9 months - Adults	839	1,227	68.4%	56.1%	55.5%
% of FP17s for Band 1 Urgent Courses	40	1,506	2.7%	9.2%	8.9%
% of FP17s Relating to Free Repair or Replacements	1	1,506	0.1%	0.7%	0.7%
% of FP17s Relating to Continuations	3	1,506	0.2%	0.8%	0.7%
% of Patients satisfied with the dentistry they have received	1	1	N/A	93.5%	93.6%
% of Patients satisfied with the time they had to wait for an appointment	1	1	N/A	86.2%	88.1%

* This is based on patients treated on this contract for their most recent course of treatment. Figures in italics indicate the base number of FP17s or Patient Questionnaire responses are less than 100. N/A is shown where the base number of responses is less than 10 during the period. % is calculated as Quantity/Base number*100

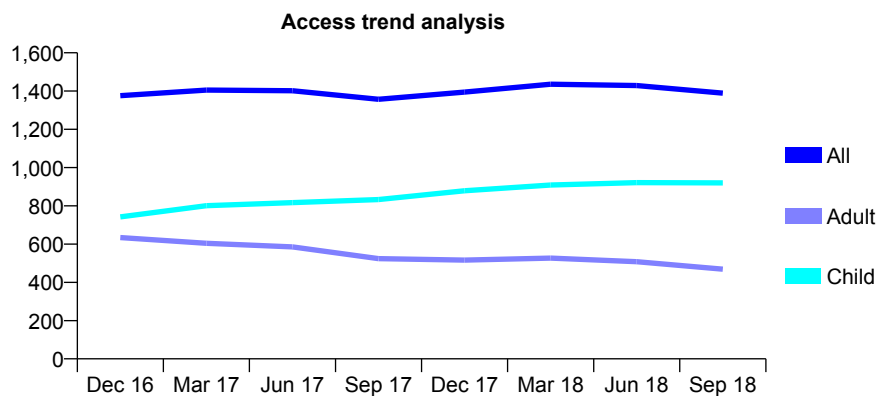
7A4 - Vital Signs At a Glance Contract Report for 250090/0001 - September 2018

Name or company name	MR M THOMAS
Contract type name	GDS Contract
Purpose of contract	General
Contract start date	01/04/2006
Contract end date	

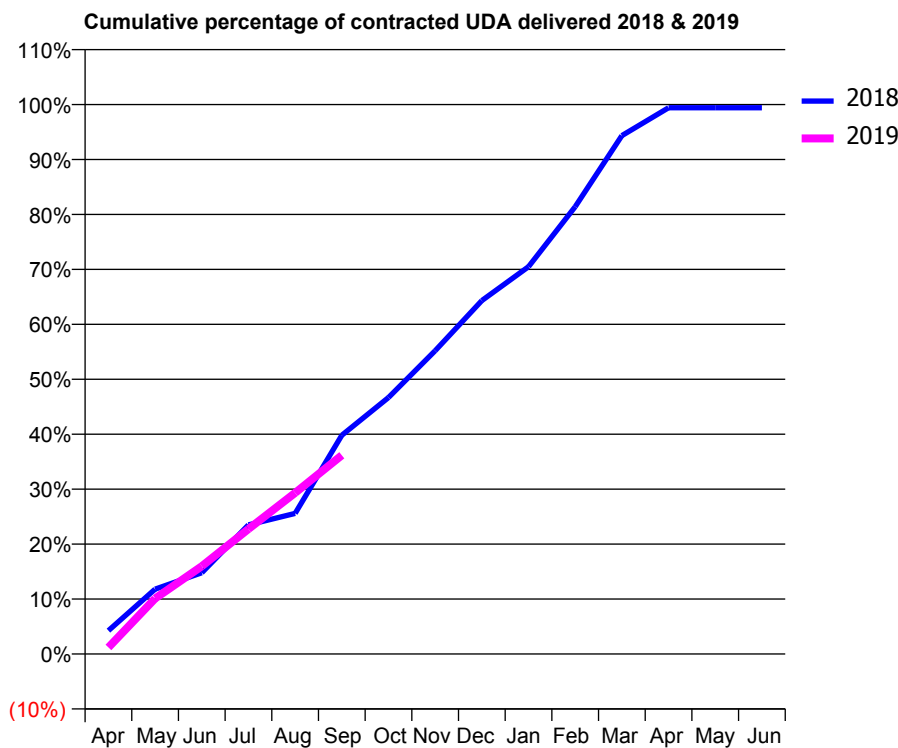
18/19 Contracted general activity (UDA)	4,018
Carry forward general activity (UDA)	0
18/19 Contracted orthodontic activity (UOA)	0
Carry forward orthodontic activity (UOA)	0
Baseline contract value	£99,762.00

ACCESS*

Patients seen in 24 months	Total	Change since previous quarter
Quarter ending September 2017	1,357	
Quarter ending December 2017	1,395	↑
Quarter ending March 2018	1,436	↑
Quarter ending June 2018	1,429	→
Quarter ending September 2018	1,389	↓
Variance since September 2017	2.4%	↑



ACTIVITY



Adjusted Scheduled Activity (UDA)		
Month	2018	2019
April	171	48
May	474	406
June	594	642
July	944	914
August	1,028	1,179
September	1,600	1,453
October	1,875	
November	2,218	
December	2,584	
January	2,832	
February	3,270	
March	3,791	
April	3,994	
May	3,994	
June	3,994	

QUALITY

	Quantity	Base Number	Contract	LHB	Wales
% of FP17s for the same patient ID Re-attending within 3 months - Children	89	746	11.9%	8.5%	10.9%
% of FP17s for the same patient ID Re-attending within 3 months - Adults	56	255	22.0%	14.9%	15.6%
% of FP17s for the same patient ID Re-attending between 3 & 9 months - Children	509	746	68.2%	58.1%	59.4%
% of FP17s for the same patient ID Re-attending between 3 & 9 months - Adults	158	255	62.0%	56.1%	55.5%
% of FP17s for Band 1 Urgent Courses	62	904	6.9%	9.2%	8.9%
% of FP17s Relating to Free Repair or Replacements	1	904	0.1%	0.7%	0.7%
% of FP17s Relating to Continuations	1	904	0.1%	0.8%	0.7%
% of Patients satisfied with the dentistry they have received	5	5	N/A	93.5%	93.6%
% of Patients satisfied with the time they had to wait for an appointment	5	5	N/A	86.2%	88.1%

* This is based on patients treated on this contract for their most recent course of treatment. Figures in italics indicate the base number of FP17s or Patient Questionnaire responses are less than 100. N/A is shown where the base number of responses is less than 10 during the period. % is calculated as Quantity/Base number*100

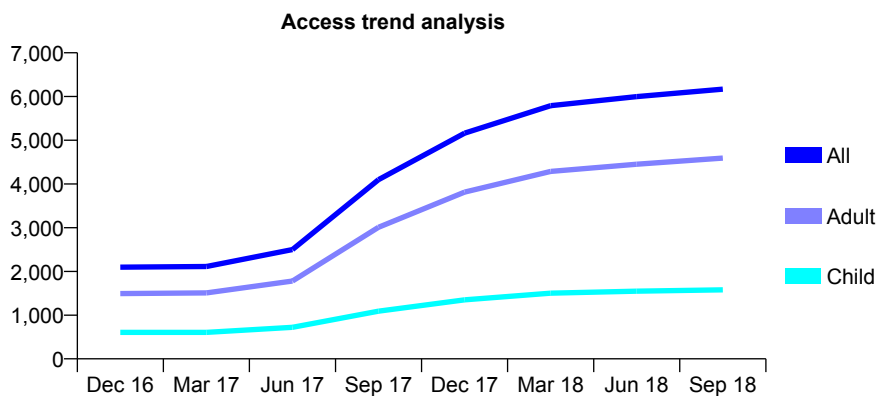
7A4 - Vital Signs At a Glance Contract Report for 264547/0001 - September 2018

Name or company name	MISS A WICKRAMASINGHE
Contract type name	GDS Contract
Purpose of contract	General
Contract start date	01/09/2010
Contract end date	

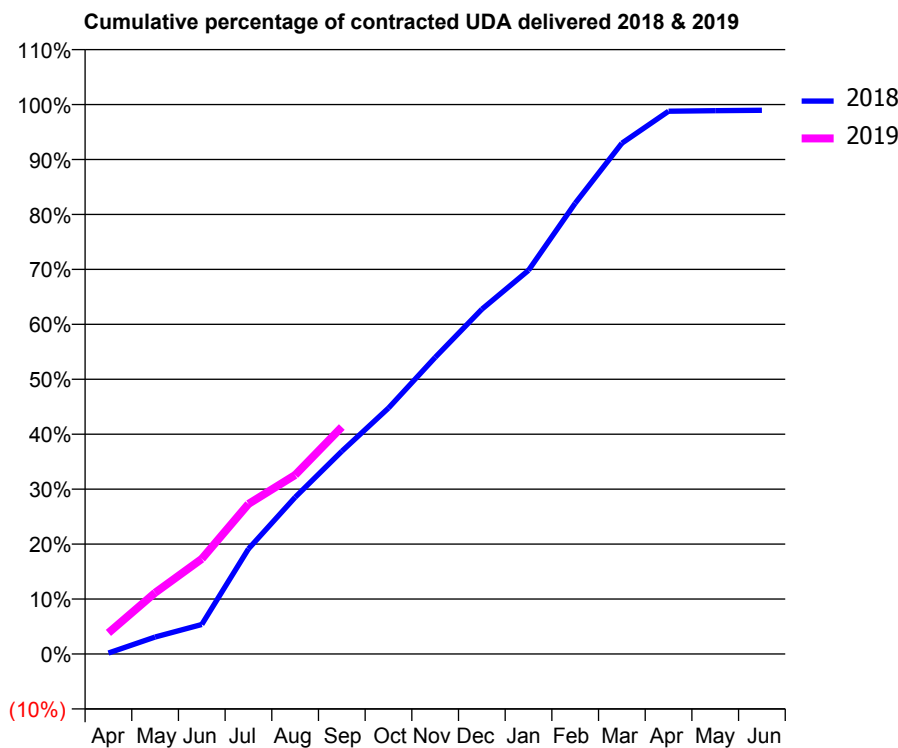
18/19 Contracted general activity (UDA)	23,125
Carry forward general activity (UDA)	0
18/19 Contracted orthodontic activity (UOA)	0
Carry forward orthodontic activity (UOA)	0
Baseline contract value	£547,356.47

ACCESS*

Patients seen in 24 months	Total	Change since previous quarter
Quarter ending September 2017	4,099	
Quarter ending December 2017	5,162	↑
Quarter ending March 2018	5,790	↑
Quarter ending June 2018	5,999	↑
Quarter ending September 2018	6,169	↑
Variance since September 2017	50.5%	↑



ACTIVITY



Month	Adjusted Scheduled Activity (UDA)	
	2018	2019
April	36	887
May	640	2,579
June	1,107	4,002
July	3,947	6,314
August	5,882	7,535
September	7,608	9,552
October	9,231	
November	11,133	
December	12,940	
January	14,400	
February	16,919	
March	19,170	
April	20,374	
May	20,393	
June	20,406	

QUALITY

	Quantity	Base Number	Contract	LHB	Wales
% of FP17s for the same patient ID Re-attending within 3 months - Children	71	1,172	6.1%	8.5%	10.9%
% of FP17s for the same patient ID Re-attending within 3 months - Adults	483	3,711	13.0%	14.9%	15.6%
% of FP17s for the same patient ID Re-attending between 3 & 9 months - Children	750	1,172	64.0%	58.1%	59.4%
% of FP17s for the same patient ID Re-attending between 3 & 9 months - Adults	2,331	3,711	62.8%	56.1%	55.5%
% of FP17s for Band 1 Urgent Courses	271	4,459	6.1%	9.2%	8.9%
% of FP17s Relating to Free Repair or Replacements	31	4,459	0.7%	0.7%	0.7%
% of FP17s Relating to Continuations	78	4,459	1.7%	0.8%	0.7%
% of Patients satisfied with the dentistry they have received	15	16	93.8%	93.5%	93.6%
% of Patients satisfied with the time they had to wait for an appointment	15	16	93.8%	86.2%	88.1%

* This is based on patients treated on this contract for their most recent course of treatment. Figures in italics indicate the base number of FP17s or Patient Questionnaire responses are less than 100. N/A is shown where the base number of responses is less than 10 during the period. % is calculated as Quantity/Base number*100

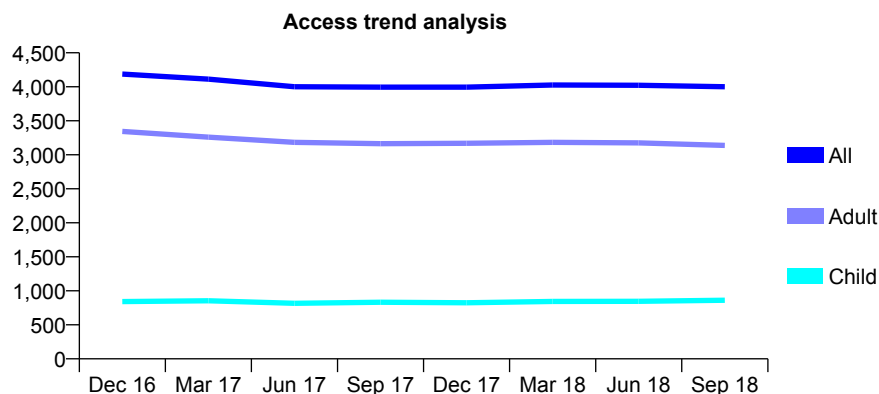
7A4 - Vital Signs At a Glance Contract Report for 567507/0004 - September 2018

Name or company name	MRS P SATCHELL
Contract type name	GDS Contract
Purpose of contract	General
Contract start date	01/12/2014
Contract end date	

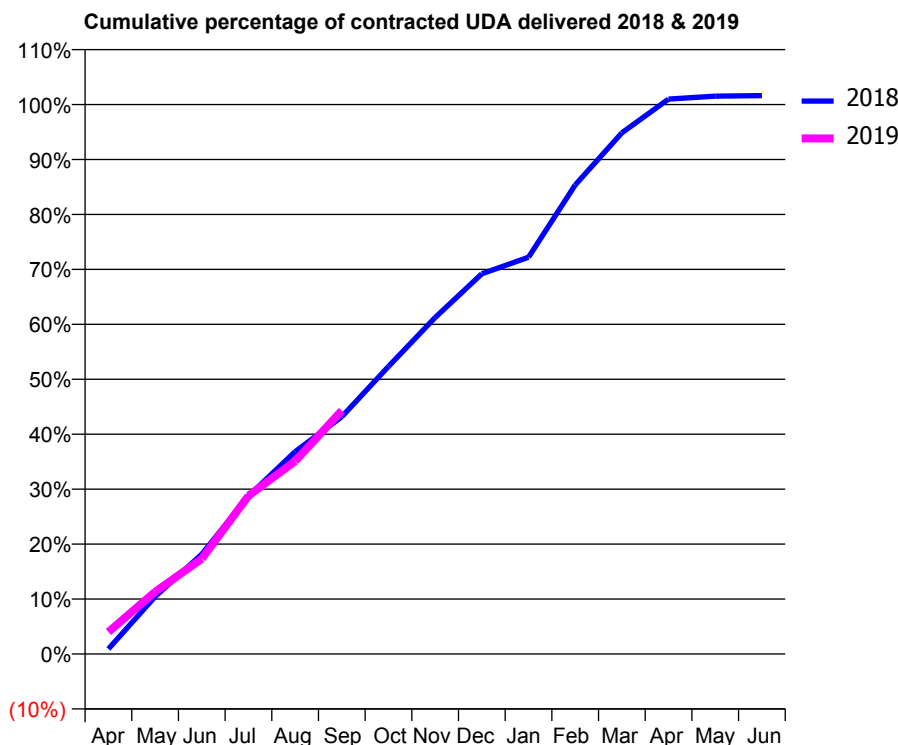
18/19 Contracted general activity (UDA)	10,052
Carry forward general activity (UDA)	0
18/19 Contracted orthodontic activity (UOA)	0
Carry forward orthodontic activity (UOA)	0
Baseline contract value	£203,506.94

ACCESS*

Patients seen in 24 months	Total	Change since previous quarter
Quarter ending September 2017	3,996	
Quarter ending December 2017	3,995	→
Quarter ending March 2018	4,027	→
Quarter ending June 2018	4,022	→
Quarter ending September 2018	4,000	→
Variance since September 2017	0.1%	→



ACTIVITY



Month	Adjusted Scheduled Activity (UDA)	
	2018	2019
April	94	405
May	1,051	1,138
June	1,827	1,742
July	2,889	2,895
August	3,701	3,528
September	4,340	4,454
October	5,260	
November	6,155	
December	6,956	
January	7,258	
February	8,580	
March	9,534	
April	10,152	
May	10,204	
June	10,215	

QUALITY

	Quantity	Base Number	Contract	LHB	Wales
% of FP17s for the same patient ID Re-attending within 3 months - Children	16	583	2.7%	8.5%	10.9%
% of FP17s for the same patient ID Re-attending within 3 months - Adults	115	2,004	5.7%	14.9%	15.6%
% of FP17s for the same patient ID Re-attending between 3 & 9 months - Children	360	583	61.7%	58.1%	59.4%
% of FP17s for the same patient ID Re-attending between 3 & 9 months - Adults	1,254	2,004	62.6%	56.1%	55.5%
% of FP17s for Band 1 Urgent Courses	69	2,277	3.0%	9.2%	8.9%
% of FP17s Relating to Free Repair or Replacements	1	2,277	0.0%	0.7%	0.7%
% of FP17s Relating to Continuations	2	2,277	0.1%	0.8%	0.7%
% of Patients satisfied with the dentistry they have received	8	8	N/A	93.5%	93.6%
% of Patients satisfied with the time they had to wait for an appointment	8	8	N/A	86.2%	88.1%

* This is based on patients treated on this contract for their most recent course of treatment. Figures in italics indicate the base number of FP17s or Patient Questionnaire responses are less than 100. N/A is shown where the base number of responses is less than 10 during the period. % is calculated as Quantity/Base number*100

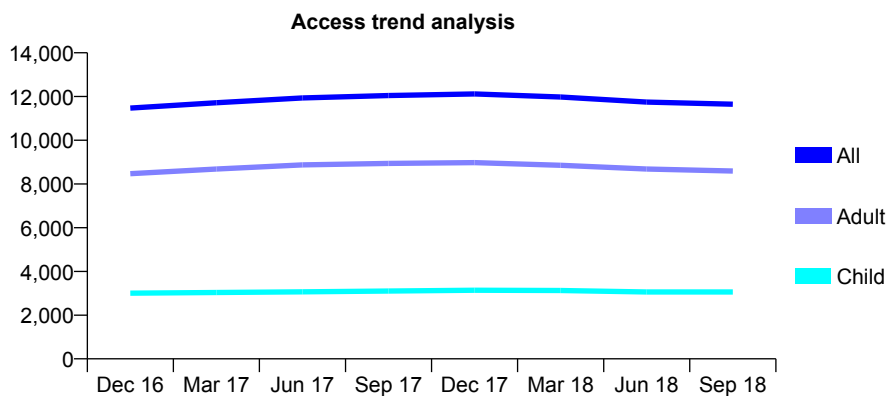
7A4 - Vital Signs At a Glance Contract Report for 578851/0001 - September 2018

Name or company name	MR DR COX
Contract type name	GDS Contract
Purpose of contract	General
Contract start date	01/04/2006
Contract end date	

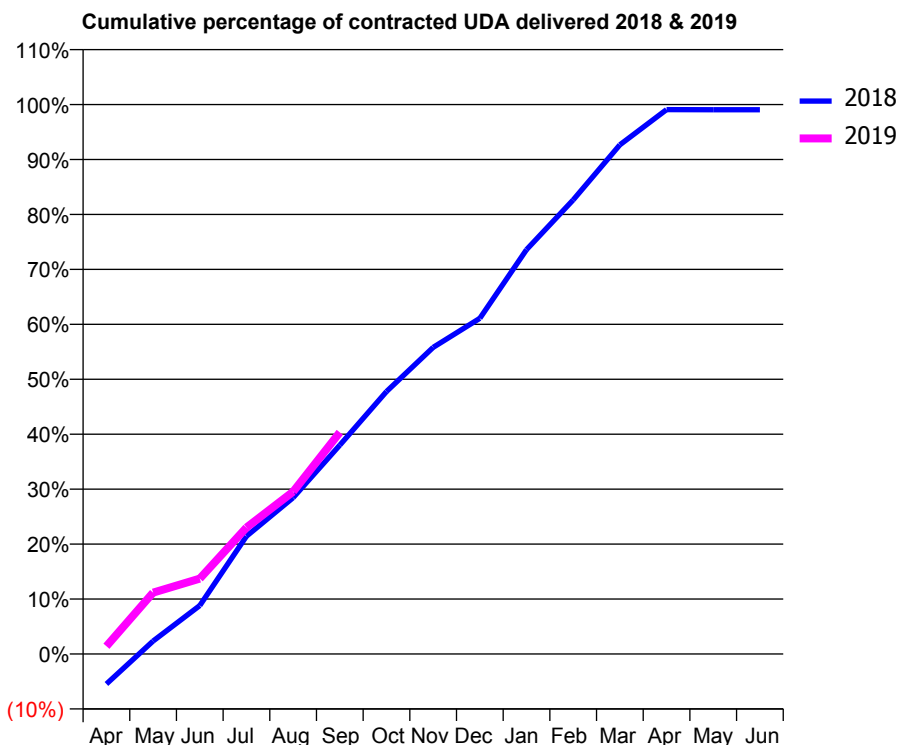
18/19 Contracted general activity (UDA)	27,024
Carry forward general activity (UDA)	0
18/19 Contracted orthodontic activity (UOA)	0
Carry forward orthodontic activity (UOA)	0
Baseline contract value	£665,718.98

ACCESS*

Patients seen in 24 months	Total	Change since previous quarter
Quarter ending September 2017	12,042	
Quarter ending December 2017	12,118	→
Quarter ending March 2018	11,979	↓
Quarter ending June 2018	11,747	↓
Quarter ending September 2018	11,647	→
Variance since September 2017	(3.3%)	↓



ACTIVITY



Month	Adjusted Scheduled Activity (UDA)	
	2018	2019
April	-1,478	385
May	641	3,017
June	2,382	3,710
July	5,796	6,219
August	7,689	7,985
September	10,273	10,900
October	12,909	
November	15,081	
December	16,509	
January	19,888	
February	22,334	
March	25,039	
April	26,770	
May	26,763	
June	26,765	

QUALITY

	Quantity	Base Number	Contract	LHB	Wales
% of FP17s for the same patient ID Re-attending within 3 months - Children	130	2,017	6.4%	8.5%	10.9%
% of FP17s for the same patient ID Re-attending within 3 months - Adults	681	5,138	13.3%	14.9%	15.6%
% of FP17s for the same patient ID Re-attending between 3 & 9 months - Children	1,191	2,017	59.0%	58.1%	59.4%
% of FP17s for the same patient ID Re-attending between 3 & 9 months - Adults	2,808	5,138	54.7%	56.1%	55.5%
% of FP17s for Band 1 Urgent Courses	670	6,327	10.6%	9.2%	8.9%
% of FP17s Relating to Free Repair or Replacements	46	6,327	0.7%	0.7%	0.7%
% of FP17s Relating to Continuations	13	6,327	0.2%	0.8%	0.7%
% of Patients satisfied with the dentistry they have received	9	9	N/A	93.5%	93.6%
% of Patients satisfied with the time they had to wait for an appointment	8	9	N/A	86.2%	88.1%

* This is based on patients treated on this contract for their most recent course of treatment. Figures in italics indicate the base number of FP17s or Patient Questionnaire responses are less than 100. N/A is shown where the base number of responses is less than 10 during the period. % is calculated as Quantity/Base number*100

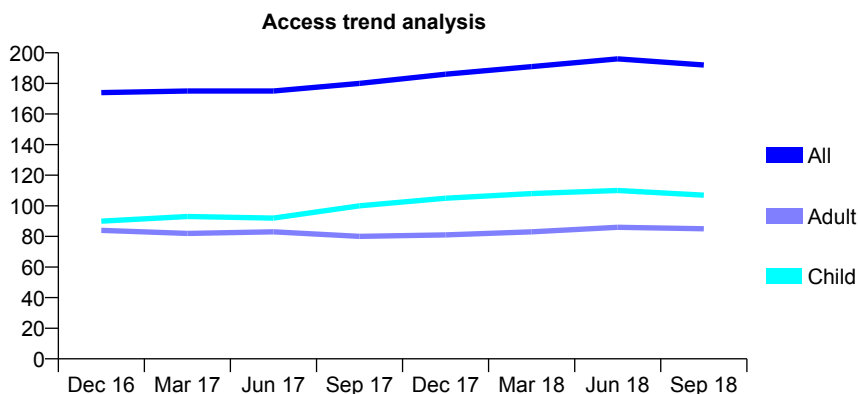
7A4 - Vital Signs At a Glance Contract Report for 631590/0001 - September 2018

Name or company name	MISS JM HENDLY
Contract type name	GDS Contract
Purpose of contract	General
Contract start date	01/04/2006
Contract end date	

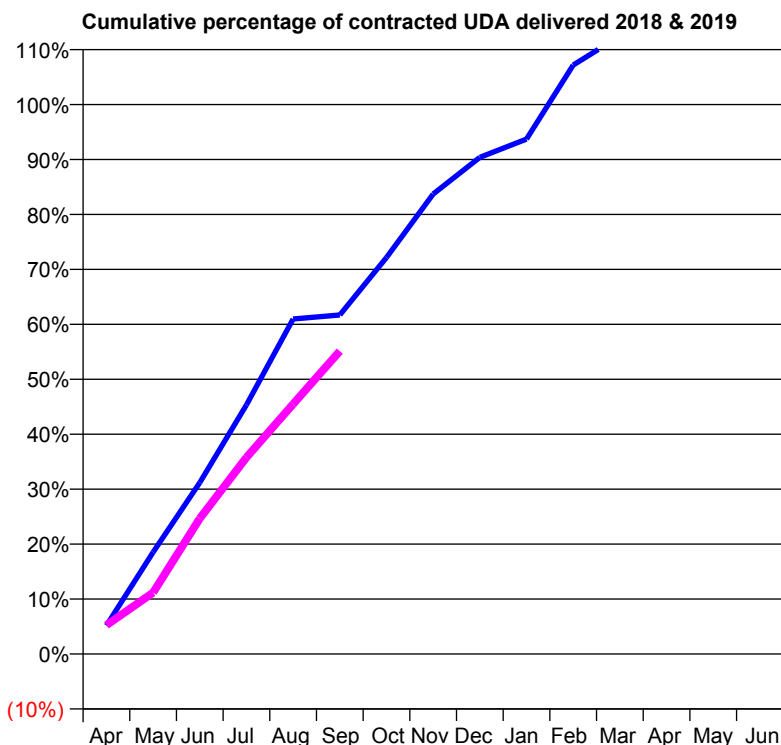
18/19 Contracted general activity (UDA)	270
Carry forward general activity (UDA)	0
18/19 Contracted orthodontic activity (UOA)	0
Carry forward orthodontic activity (UOA)	0
Baseline contract value	£8,241.78

ACCESS*

Patients seen in 24 months	Total	Change since previous quarter
Quarter ending September 2017	180	
Quarter ending December 2017	186	↑
Quarter ending March 2018	191	↑
Quarter ending June 2018	196	↑
Quarter ending September 2018	192	↓
Variance since September 2017	6.7%	↑



ACTIVITY



Adjusted Scheduled Activity (UDA)		
Month	2018	2019
April	14	14
May	50	30
June	84	67
July	122	97
August	165	123
September	167	149
October	195	
November	226	
December	244	
January	253	
February	289	
March	304	
April	304	
May	305	
June	305	

QUALITY

	Quantity	Base Number	Contract	LHB	Wales
% of FP17s for the same patient ID Re-attending within 3 months - Children	3	74	4.1%	8.5%	10.9%
% of FP17s for the same patient ID Re-attending within 3 months - Adults	2	46	4.3%	14.9%	15.6%
% of FP17s for the same patient ID Re-attending between 3 & 9 months - Children	26	74	35.1%	58.1%	59.4%
% of FP17s for the same patient ID Re-attending between 3 & 9 months - Adults	16	46	34.8%	56.1%	55.5%
% of FP17s for Band 1 Urgent Courses	4	118	3.4%	9.2%	8.9%
% of FP17s Relating to Free Repair or Replacements	0	118	0.0%	0.7%	0.7%
% of FP17s Relating to Continuations	0	118	0.0%	0.8%	0.7%
% of Patients satisfied with the dentistry they have received	1	1	N/A	93.5%	93.6%
% of Patients satisfied with the time they had to wait for an appointment	1	1	N/A	86.2%	88.1%

* This is based on patients treated on this contract for their most recent course of treatment. Figures in italics indicate the base number of FP17s or Patient Questionnaire responses are less than 100. N/A is shown where the base number of responses is less than 10 during the period. % is calculated as Quantity/Base number*100

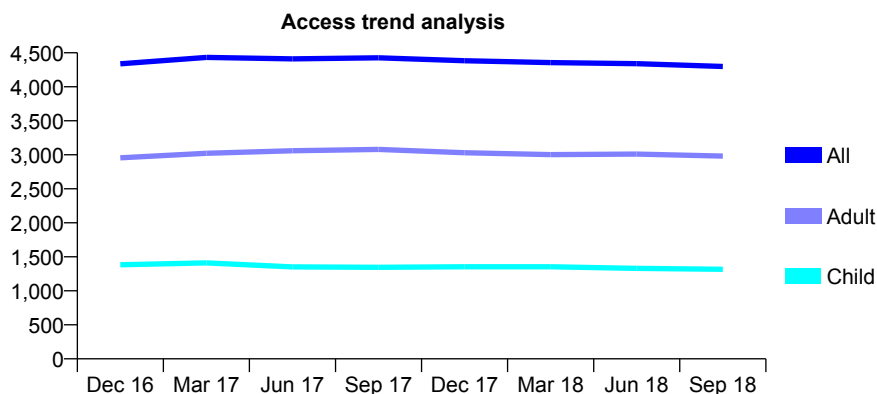
7A4 - Vital Signs At a Glance Contract Report for 673366/0001 - September 2018

Name or company name	MR MA CLARK
Contract type name	GDS Contract
Purpose of contract	General
Contract start date	01/04/2006
Contract end date	

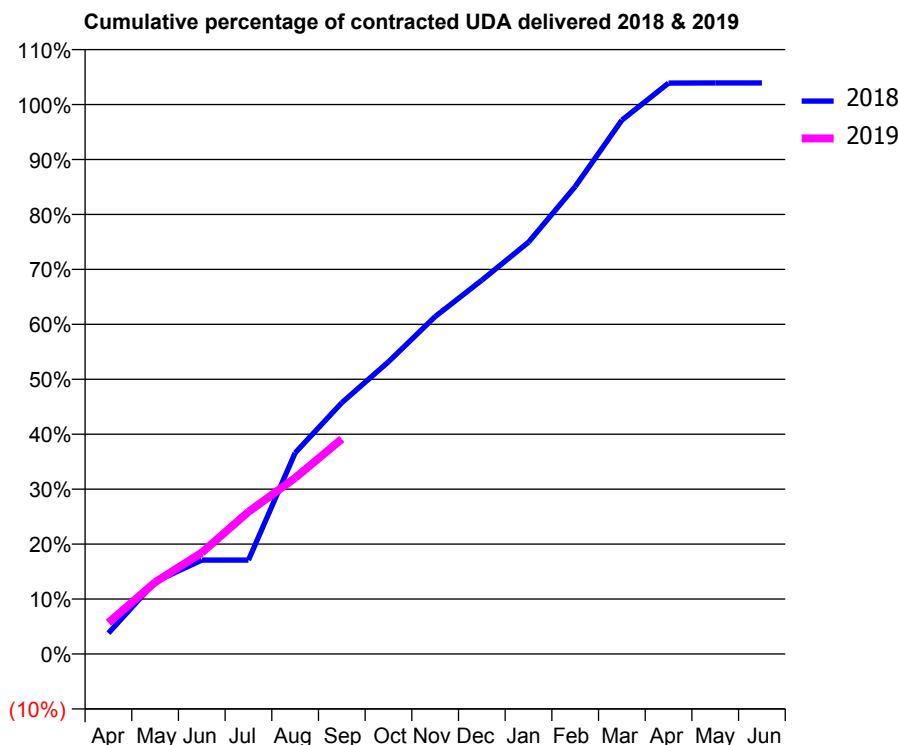
18/19 Contracted general activity (UDA)	10,817
Carry forward general activity (UDA)	0
18/19 Contracted orthodontic activity (UOA)	0
Carry forward orthodontic activity (UOA)	0
Baseline contract value	£271,546.84

ACCESS*

Patients seen in 24 months	Total	Change since previous quarter
Quarter ending September 2017	4,426	
Quarter ending December 2017	4,383	→
Quarter ending March 2018	4,356	→
Quarter ending June 2018	4,340	→
Quarter ending September 2018	4,299	→
Variance since September 2017	(2.9%)	↓



ACTIVITY



Month	Adjusted Scheduled Activity (UDA)	
	2018	2019
April	410	616
May	1,421	1,413
June	1,849	1,997
July	1,849	2,798
August	3,961	3,466
September	4,947	4,232
October	5,754	
November	6,642	
December	7,360	
January	8,108	
February	9,201	
March	10,509	
April	11,240	
May	11,241	
June	11,242	

QUALITY

	Quantity	Base Number	Contract	LHB	Wales
% of FP17s for the same patient ID Re-attending within 3 months - Children	73	1,034	7.1%	8.5%	10.9%
% of FP17s for the same patient ID Re-attending within 3 months - Adults	206	2,103	9.8%	14.9%	15.6%
% of FP17s for the same patient ID Re-attending between 3 & 9 months - Children	696	1,034	67.3%	58.1%	59.4%
% of FP17s for the same patient ID Re-attending between 3 & 9 months - Adults	1,297	2,103	61.7%	56.1%	55.5%
% of FP17s for Band 1 Urgent Courses	119	2,850	4.2%	9.2%	8.9%
% of FP17s Relating to Free Repair or Replacements	11	2,850	0.4%	0.7%	0.7%
% of FP17s Relating to Continuations	0	2,850	0.0%	0.8%	0.7%
% of Patients satisfied with the dentistry they have received	7	7	N/A	93.5%	93.6%
% of Patients satisfied with the time they had to wait for an appointment	6	7	N/A	86.2%	88.1%

* This is based on patients treated on this contract for their most recent course of treatment. Figures in italics indicate the base number of FP17s or Patient Questionnaire responses are less than 100. N/A is shown where the base number of responses is less than 10 during the period. % is calculated as Quantity/Base number*100

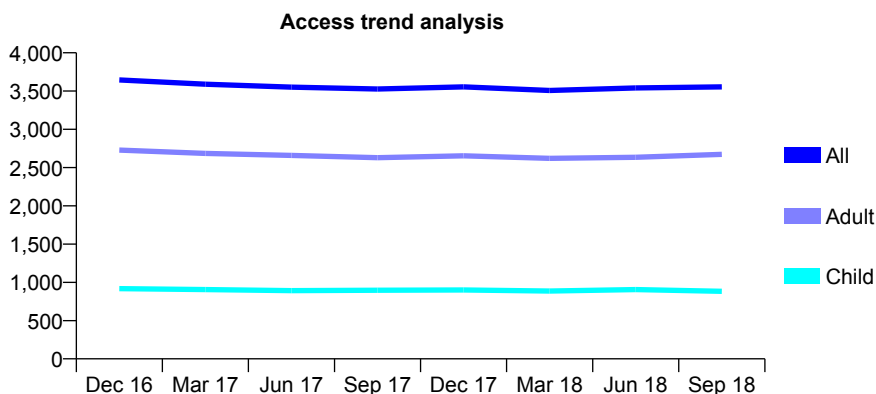
7A4 - Vital Signs At a Glance Contract Report for 675296/0001 - September 2018

Name or company name	MR A AKBAS
Contract type name	GDS Contract
Purpose of contract	General
Contract start date	01/04/2006
Contract end date	

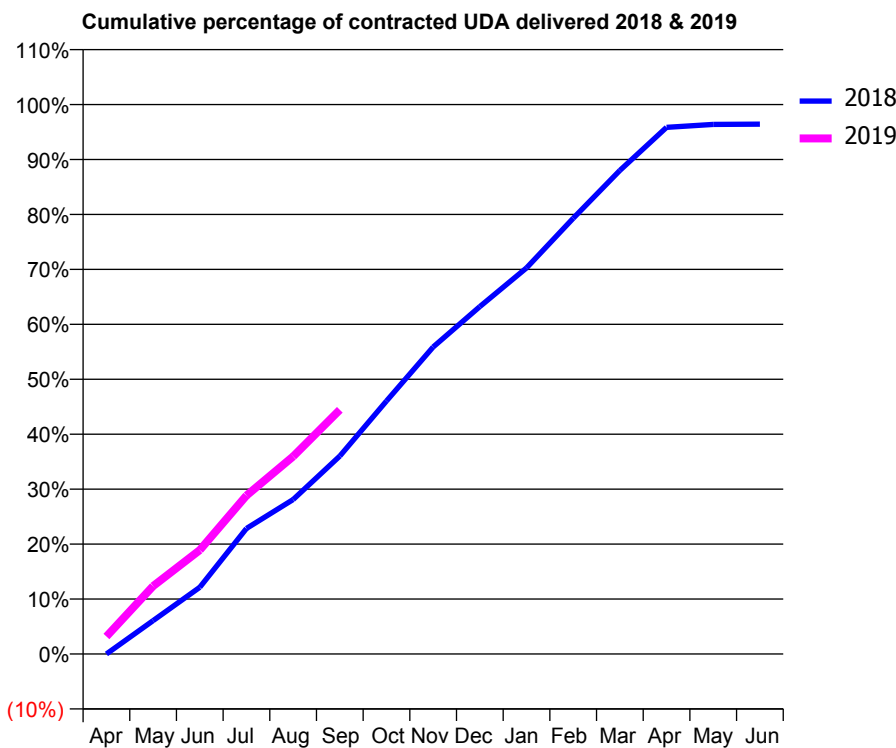
18/19 Contracted general activity (UDA)	14,000
Carry forward general activity (UDA)	0
18/19 Contracted orthodontic activity (UOA)	0
Carry forward orthodontic activity (UOA)	0
Baseline contract value	£356,772.73

ACCESS*

Patients seen in 24 months	Total	Change since previous quarter
Quarter ending September 2017	3,527	
Quarter ending December 2017	3,555	→
Quarter ending March 2018	3,507	↓
Quarter ending June 2018	3,540	→
Quarter ending September 2018	3,555	→
Variance since September 2017	0.8%	→



ACTIVITY



Month	Adjusted Scheduled Activity (UDA)	
	2018	2019
April	0	446
May	852	1,731
June	1,701	2,649
July	3,199	4,037
August	3,935	5,033
September	5,043	6,221
October	6,445	
November	7,821	
December	8,852	
January	9,836	
February	11,101	
March	12,322	
April	13,417	
May	13,494	
June	13,499	

QUALITY

	Quantity	Base Number	Contract	LHB	Wales
% of FP17s for the same patient ID Re-attending within 3 months - Children	62	643	9.6%	8.5%	10.9%
% of FP17s for the same patient ID Re-attending within 3 months - Adults	445	2,134	20.9%	14.9%	15.6%
% of FP17s for the same patient ID Re-attending between 3 & 9 months - Children	337	643	52.4%	58.1%	59.4%
% of FP17s for the same patient ID Re-attending between 3 & 9 months - Adults	1,068	2,134	50.0%	56.1%	55.5%
% of FP17s for Band 1 Urgent Courses	167	2,359	7.1%	9.2%	8.9%
% of FP17s Relating to Free Repair or Replacements	22	2,359	0.9%	0.7%	0.7%
% of FP17s Relating to Continuations	14	2,359	0.6%	0.8%	0.7%
% of Patients satisfied with the dentistry they have received	12	12	100.0%	93.5%	93.6%
% of Patients satisfied with the time they had to wait for an appointment	12	12	100.0%	86.2%	88.1%

* This is based on patients treated on this contract for their most recent course of treatment. Figures in italics indicate the base number of FP17s or Patient Questionnaire responses are less than 100. N/A is shown where the base number of responses is less than 10 during the period. % is calculated as Quantity/Base number*100

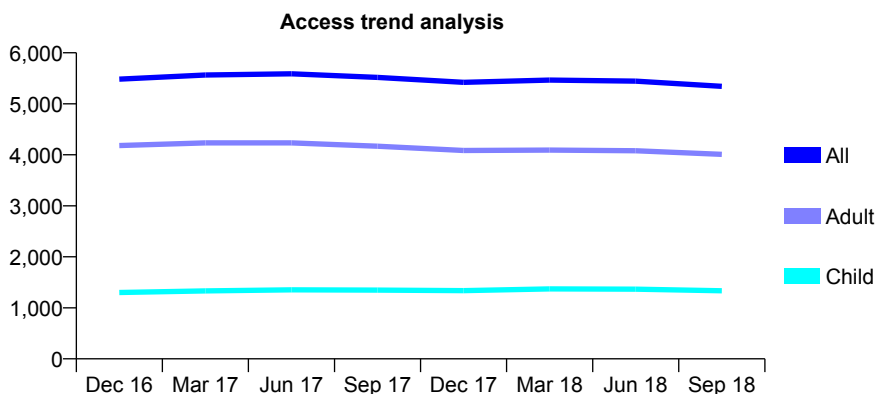
7A4 - Vital Signs At a Glance Contract Report for 773816/0002 - September 2018

Name or company name	MISS AM ROCKEY
Contract type name	GDS Contract
Purpose of contract	General
Contract start date	28/11/2011
Contract end date	

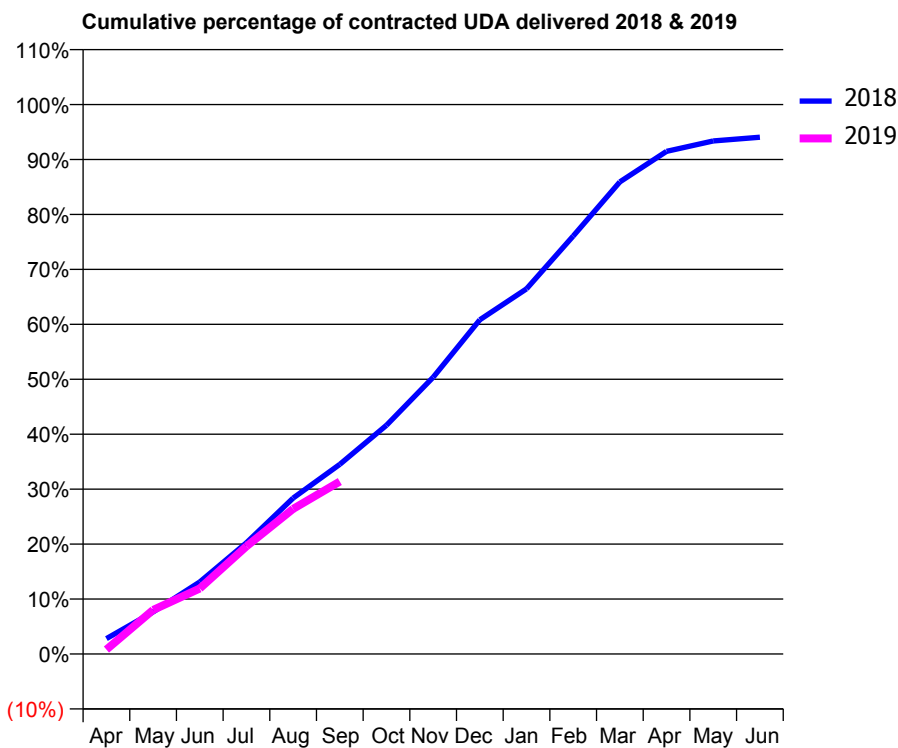
18/19 Contracted general activity (UDA)	15,074
Carry forward general activity (UDA)	0
18/19 Contracted orthodontic activity (UOA)	0
Carry forward orthodontic activity (UOA)	0
Baseline contract value	£369,564.36

ACCESS*

Patients seen in 24 months	Total	Change since previous quarter
Quarter ending September 2017	5,517	
Quarter ending December 2017	5,421	↓
Quarter ending March 2018	5,466	→
Quarter ending June 2018	5,445	→
Quarter ending September 2018	5,343	↓
Variance since September 2017	(3.2%)	↓



ACTIVITY



Month	Adjusted Scheduled Activity (UDA)	
	2018	2019
April	421	121
May	1,154	1,208
June	1,978	1,800
July	3,053	2,953
August	4,278	3,982
September	5,204	4,732
October	6,277	
November	7,593	
December	9,168	
January	10,018	
February	11,465	
March	12,951	
April	13,788	
May	14,075	
June	14,178	

QUALITY

	Quantity	Base Number	Contract	LHB	Wales
% of FP17s for the same patient ID Re-attending within 3 months - Children	48	633	7.6%	8.5%	10.9%
% of FP17s for the same patient ID Re-attending within 3 months - Adults	385	2,131	18.1%	14.9%	15.6%
% of FP17s for the same patient ID Re-attending between 3 & 9 months - Children	240	633	37.9%	58.1%	59.4%
% of FP17s for the same patient ID Re-attending between 3 & 9 months - Adults	804	2,131	37.7%	56.1%	55.5%
% of FP17s for Band 1 Urgent Courses	430	2,273	18.9%	9.2%	8.9%
% of FP17s Relating to Free Repair or Replacements	30	2,273	1.3%	0.7%	0.7%
% of FP17s Relating to Continuations	26	2,273	1.1%	0.8%	0.7%
% of Patients satisfied with the dentistry they have received	15	16	93.8%	93.5%	93.6%
% of Patients satisfied with the time they had to wait for an appointment	13	16	81.3%	86.2%	88.1%

* This is based on patients treated on this contract for their most recent course of treatment. Figures in italics indicate the base number of FP17s or Patient Questionnaire responses are less than 100. N/A is shown where the base number of responses is less than 10 during the period. % is calculated as Quantity/Base number*100

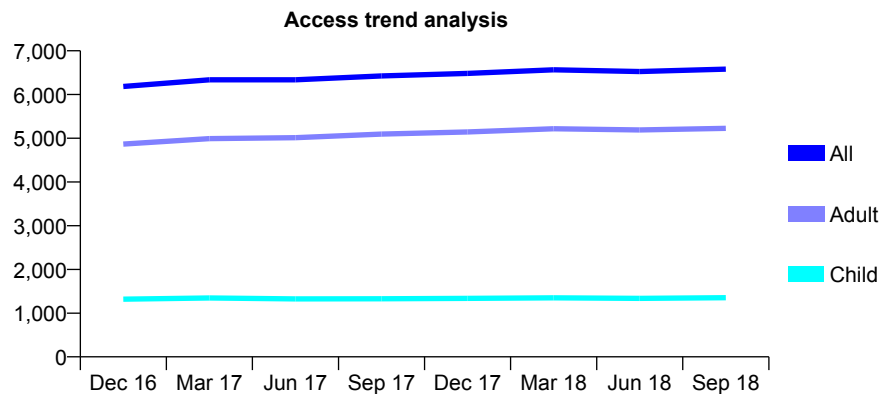
7A4 - Vital Signs At a Glance Contract Report for 781266/0001 - September 2018

Name or company name	MR AR JAMES
Contract type name	GDS Contract
Purpose of contract	General
Contract start date	01/09/2013
Contract end date	

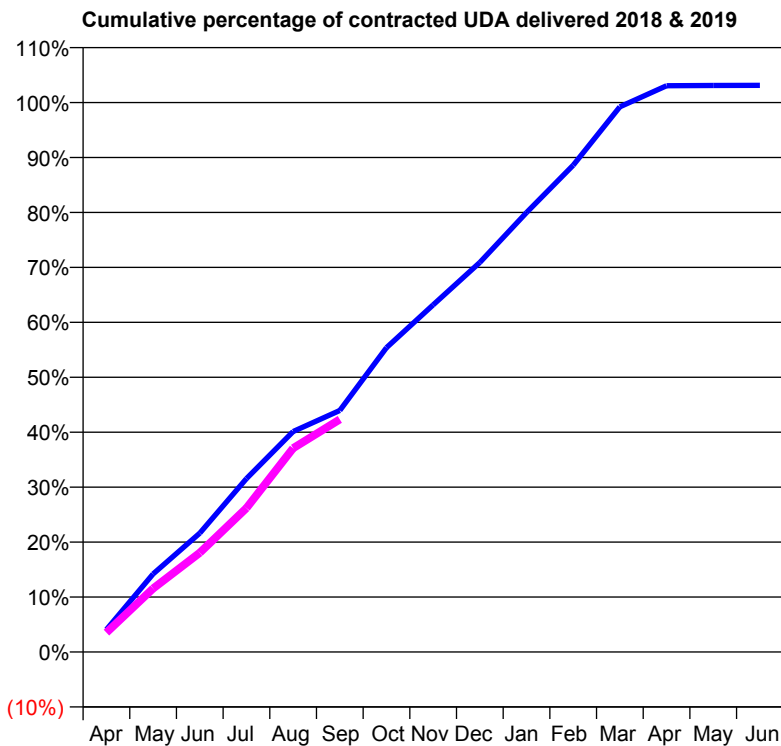
18/19 Contracted general activity (UDA)	21,563
Carry forward general activity (UDA)	0
18/19 Contracted orthodontic activity (UOA)	0
Carry forward orthodontic activity (UOA)	0
Baseline contract value	£600,448.28

ACCESS*

Patients seen in 24 months	Total	Change since previous quarter
Quarter ending September 2017	6,424	
Quarter ending December 2017	6,482	→
Quarter ending March 2018	6,565	→
Quarter ending June 2018	6,527	→
Quarter ending September 2018	6,580	→
Variance since September 2017	2.4%	↑



ACTIVITY



Month	Adjusted Scheduled Activity (UDA)	
	2018	2019
April	881	761
May	3,066	2,494
June	4,666	3,894
July	6,804	5,650
August	8,653	7,998
September	9,480	9,129
October	11,942	
November	13,624	
December	15,289	
January	17,243	
February	19,104	
March	21,394	
April	22,222	
May	22,233	
June	22,237	

QUALITY

	Quantity	Base Number	Contract	LHB	Wales
% of FP17s for the same patient ID Re-attending within 3 months - Children	52	933	5.6%	8.5%	10.9%
% of FP17s for the same patient ID Re-attending within 3 months - Adults	484	3,677	13.2%	14.9%	15.6%
% of FP17s for the same patient ID Re-attending between 3 & 9 months - Children	486	933	52.1%	58.1%	59.4%
% of FP17s for the same patient ID Re-attending between 3 & 9 months - Adults	2,171	3,677	59.0%	56.1%	55.5%
% of FP17s for Band 1 Urgent Courses	260	4,233	6.1%	9.2%	8.9%
% of FP17s Relating to Free Repair or Replacements	39	4,233	0.9%	0.7%	0.7%
% of FP17s Relating to Continuations	57	4,233	1.3%	0.8%	0.7%
% of Patients satisfied with the dentistry they have received	11	11	100.0%	93.5%	93.6%
% of Patients satisfied with the time they had to wait for an appointment	9	11	81.8%	86.2%	88.1%

* This is based on patients treated on this contract for their most recent course of treatment. Figures in italics indicate the base number of FP17s or Patient Questionnaire responses are less than 100. N/A is shown where the base number of responses is less than 10 during the period. % is calculated as Quantity/Base number*100

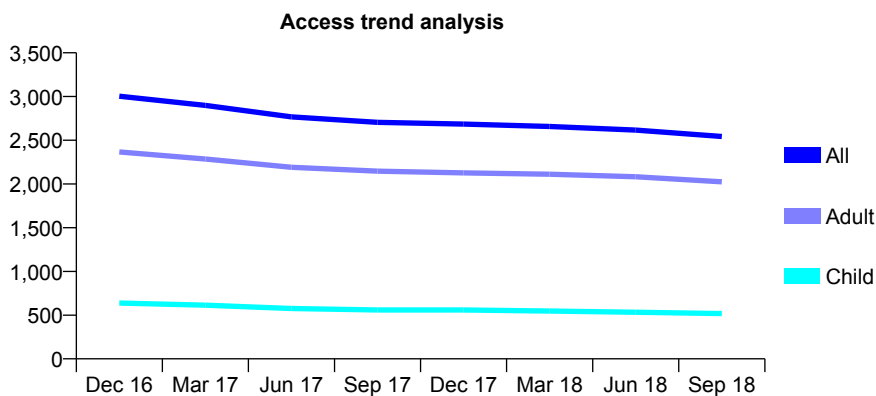
7A4 - Vital Signs At a Glance Contract Report for 808423/0001 - September 2018

Name or company name	MR HW EVANS
Contract type name	GDS Contract
Purpose of contract	General
Contract start date	01/04/2006
Contract end date	

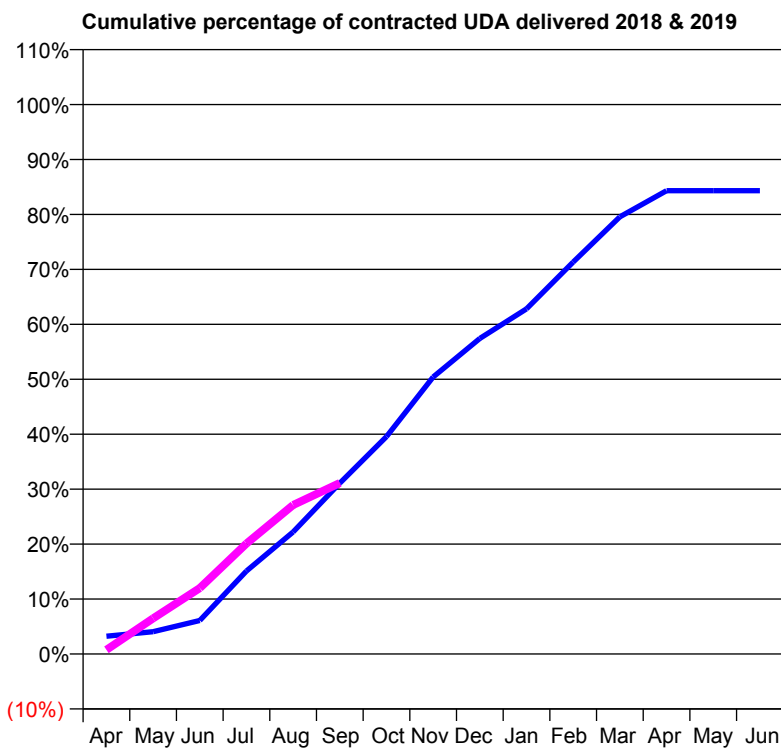
18/19 Contracted general activity (UDA)	10,044
Carry forward general activity (UDA)	0
18/19 Contracted orthodontic activity (UOA)	0
Carry forward orthodontic activity (UOA)	0
Baseline contract value	£285,886.59

ACCESS*

Patients seen in 24 months	Total	Change since previous quarter
Quarter ending September 2017	2,705	
Quarter ending December 2017	2,685	→
Quarter ending March 2018	2,658	↓
Quarter ending June 2018	2,616	↓
Quarter ending September 2018	2,543	↓
Variance since September 2017	(6.0%)	↓



ACTIVITY



Month	Adjusted Scheduled Activity (UDA)	
	2018	2019
April	325	77
May	409	652
June	614	1,205
July	1,518	2,018
August	2,231	2,725
September	3,123	3,126
October	3,974	
November	5,065	
December	5,768	
January	6,310	
February	7,164	
March	7,991	
April	8,468	
May	8,468	
June	8,468	

QUALITY

	Quantity	Base Number	Contract	LHB	Wales
% of FP17s for the same patient ID Re-attending within 3 months - Children	9	278	3.2%	8.5%	10.9%
% of FP17s for the same patient ID Re-attending within 3 months - Adults	183	1,331	13.7%	14.9%	15.6%
% of FP17s for the same patient ID Re-attending between 3 & 9 months - Children	139	278	50.0%	58.1%	59.4%
% of FP17s for the same patient ID Re-attending between 3 & 9 months - Adults	783	1,331	58.8%	56.1%	55.5%
% of FP17s for Band 1 Urgent Courses	127	1,468	8.7%	9.2%	8.9%
% of FP17s Relating to Free Repair or Replacements	9	1,468	0.6%	0.7%	0.7%
% of FP17s Relating to Continuations	12	1,468	0.8%	0.8%	0.7%
% of Patients satisfied with the dentistry they have received	4	4	N/A	93.5%	93.6%
% of Patients satisfied with the time they had to wait for an appointment	3	4	N/A	86.2%	88.1%

* This is based on patients treated on this contract for their most recent course of treatment. Figures in italics indicate the base number of FP17s or Patient Questionnaire responses are less than 100. N/A is shown where the base number of responses is less than 10 during the period. % is calculated as Quantity/Base number*100

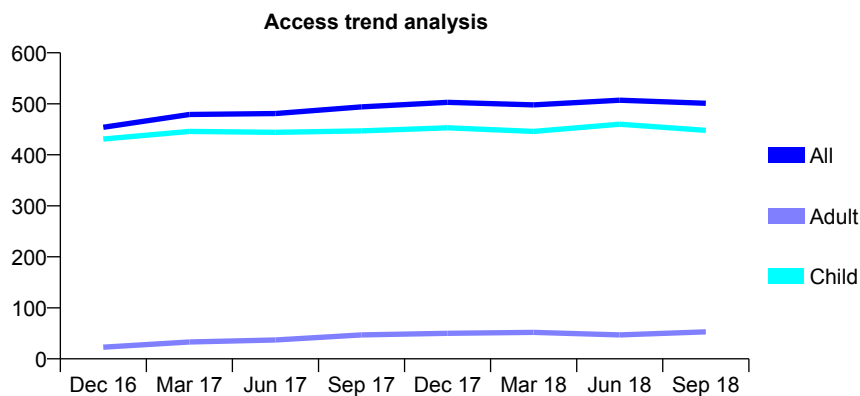
7A4 - Vital Signs At a Glance Contract Report for 820741/0002 - September 2018

Name or company name	MRS N TAAFFE
Contract type name	GDS Contract
Purpose of contract	General
Contract start date	22/11/2015
Contract end date	

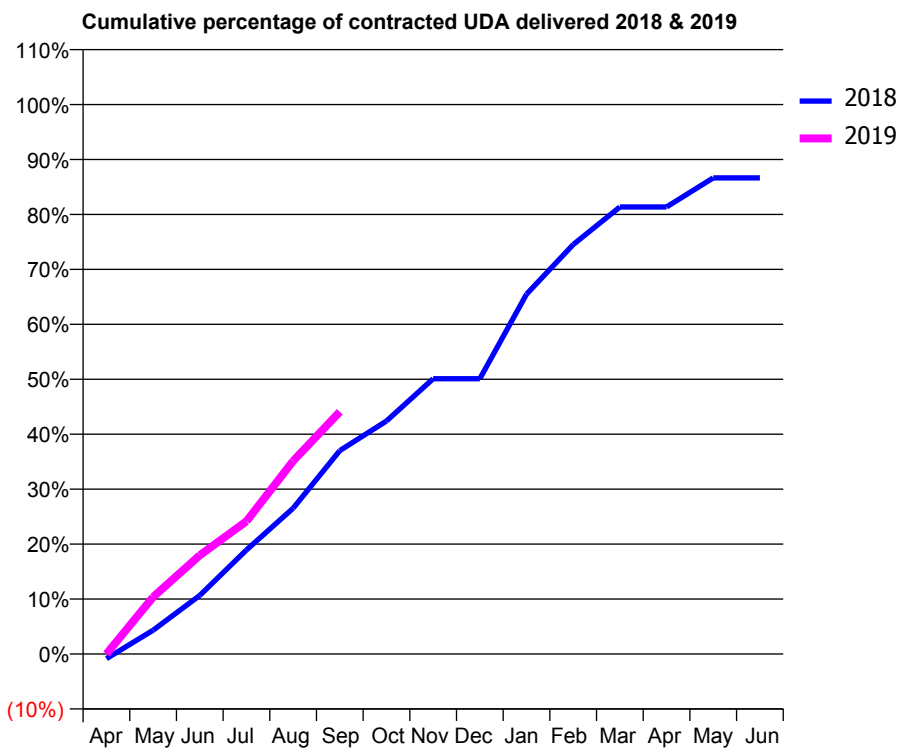
18/19 Contracted general activity (UDA)	1,040
Carry forward general activity (UDA)	0
18/19 Contracted orthodontic activity (UOA)	0
Carry forward orthodontic activity (UOA)	0
Baseline contract value	£26,627.17

ACCESS*

Patients seen in 24 months	Total	Change since previous quarter
Quarter ending September 2017	494	
Quarter ending December 2017	503	→
Quarter ending March 2018	498	→
Quarter ending June 2018	507	→
Quarter ending September 2018	501	↓
Variance since September 2017	1.4%	→



ACTIVITY



Month	Adjusted Scheduled Activity (UDA)	
	2018	2019
April	-9	0
May	45	108
June	111	187
July	197	251
August	276	365
September	385	458
October	441	
November	521	
December	521	
January	681	
February	775	
March	846	
April	846	
May	901	
June	901	

QUALITY

	Quantity	Base Number	Contract	LHB	Wales
% of FP17s for the same patient ID Re-attending within 3 months - Children	14	383	3.7%	8.5%	10.9%
% of FP17s for the same patient ID Re-attending within 3 months - Adults	0	3	0.0%	14.9%	15.6%
% of FP17s for the same patient ID Re-attending between 3 & 9 months - Children	269	383	70.2%	58.1%	59.4%
% of FP17s for the same patient ID Re-attending between 3 & 9 months - Adults	1	3	33.3%	56.1%	55.5%
% of FP17s for Band 1 Urgent Courses	2	344	0.6%	9.2%	8.9%
% of FP17s Relating to Free Repair or Replacements	0	344	0.0%	0.7%	0.7%
% of FP17s Relating to Continuations	0	344	0.0%	0.8%	0.7%
% of Patients satisfied with the dentistry they have received	2	2	N/A	93.5%	93.6%
% of Patients satisfied with the time they had to wait for an appointment	2	2	N/A	86.2%	88.1%

* This is based on patients treated on this contract for their most recent course of treatment. Figures in italics indicate the base number of FP17s or Patient Questionnaire responses are less than 100. N/A is shown where the base number of responses is less than 10 during the period. % is calculated as Quantity/Base number*100

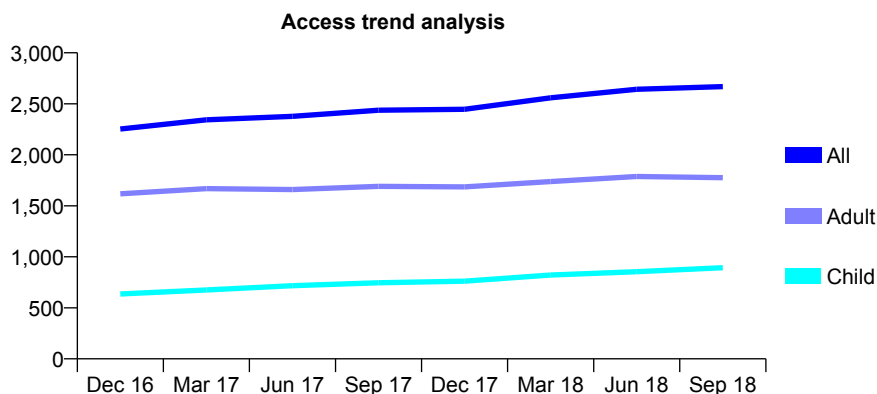
7A4 - Vital Signs At a Glance Contract Report for 838977/0004 - September 2018

Name or company name	MR HJ SAMUEL
Contract type name	GDS Contract
Purpose of contract	General
Contract start date	08/06/2015
Contract end date	

18/19 Contracted general activity (UDA)	8,000
Carry forward general activity (UDA)	0
18/19 Contracted orthodontic activity (UOA)	0
Carry forward orthodontic activity (UOA)	0
Baseline contract value	£256,028.33

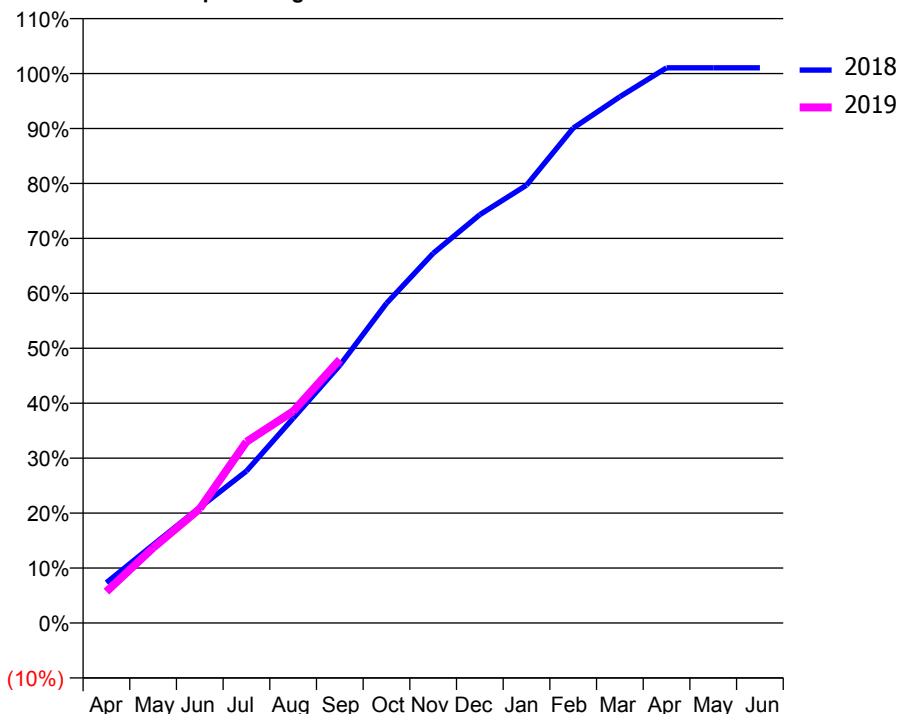
ACCESS*

Patients seen in 24 months	Total	Change since previous quarter
Quarter ending September 2017	2,437	
Quarter ending December 2017	2,446	→
Quarter ending March 2018	2,559	↑
Quarter ending June 2018	2,642	↑
Quarter ending September 2018	2,669	→
Variance since September 2017	9.5%	↑



ACTIVITY

Cumulative percentage of contracted UDA delivered 2018 & 2019



Month	Adjusted Scheduled Activity (UDA)	
	2018	2019
April	587	457
May	1,139	1,094
June	1,683	1,665
July	2,212	2,639
August	2,980	3,082
September	3,752	3,835
October	4,655	
November	5,383	
December	5,945	
January	6,374	
February	7,206	
March	7,661	
April	8,084	
May	8,084	
June	8,084	

QUALITY

	Quantity	Base Number	Contract	LHB	Wales
% of FP17s for the same patient ID Re-attending within 3 months - Children	57	712	8.0%	8.5%	10.9%
% of FP17s for the same patient ID Re-attending within 3 months - Adults	222	1,344	16.5%	14.9%	15.6%
% of FP17s for the same patient ID Re-attending between 3 & 9 months - Children	429	712	60.3%	58.1%	59.4%
% of FP17s for the same patient ID Re-attending between 3 & 9 months - Adults	751	1,344	55.9%	56.1%	55.5%
% of FP17s for Band 1 Urgent Courses	162	1,836	8.8%	9.2%	8.9%
% of FP17s Relating to Free Repair or Replacements	10	1,836	0.5%	0.7%	0.7%
% of FP17s Relating to Continuations	16	1,836	0.9%	0.8%	0.7%
% of Patients satisfied with the dentistry they have received	5	5	N/A	93.5%	93.6%
% of Patients satisfied with the time they had to wait for an appointment	5	5	N/A	86.2%	88.1%

* This is based on patients treated on this contract for their most recent course of treatment. Figures in italics indicate the base number of FP17s or Patient Questionnaire responses are less than 100. N/A is shown where the base number of responses is less than 10 during the period. % is calculated as Quantity/Base number*100

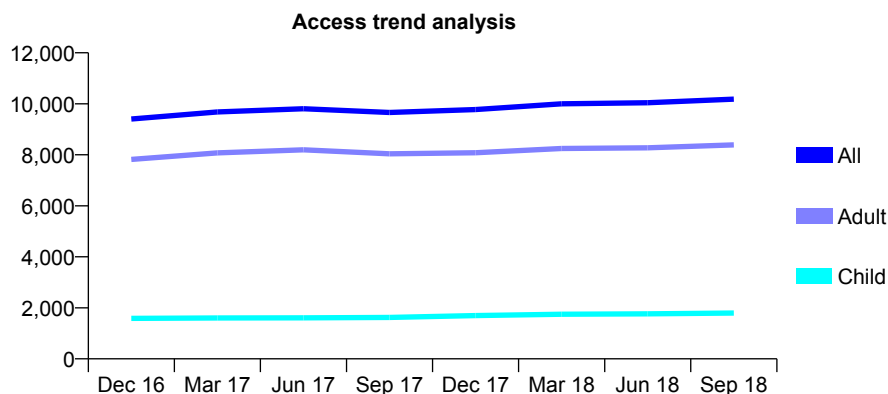
7A4 - Vital Signs At a Glance Contract Report for 838977/0005 - September 2018

Name or company name	MR HJ SAMUEL
Contract type name	GDS Contract
Purpose of contract	General
Contract start date	08/06/2015
Contract end date	

18/19 Contracted general activity (UDA)	30,780
Carry forward general activity (UDA)	0
18/19 Contracted orthodontic activity (UOA)	0
Carry forward orthodontic activity (UOA)	0
Baseline contract value	£710,411.71

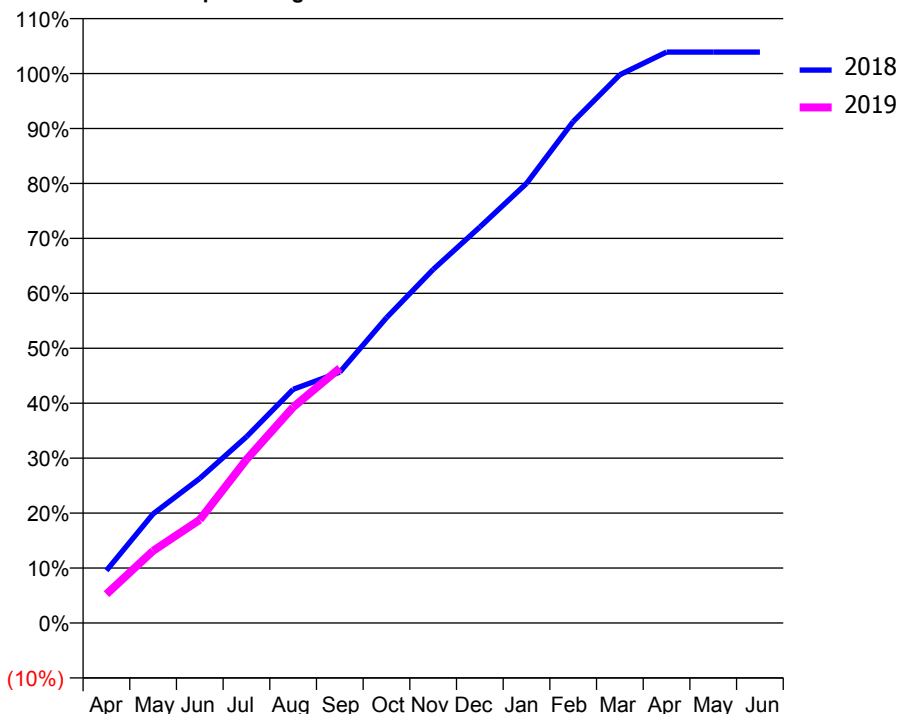
ACCESS*

Patients seen in 24 months	Total	Change since previous quarter
Quarter ending September 2017	9,661	
Quarter ending December 2017	9,777	→
Quarter ending March 2018	9,998	↑
Quarter ending June 2018	10,041	→
Quarter ending September 2018	10,185	→
Variance since September 2017	5.4%	↑



ACTIVITY

Cumulative percentage of contracted UDA delivered 2018 & 2019



Month	Adjusted Scheduled Activity (UDA)	
	2018	2019
April	2,867	1,620
May	5,964	4,042
June	7,899	5,783
July	10,177	9,158
August	12,765	12,086
September	13,709	14,277
October	16,684	
November	19,316	
December	21,636	
January	24,018	
February	27,394	
March	29,957	
April	31,193	
May	31,194	
June	31,196	

QUALITY

	Quantity	Base Number	Contract	LHB	Wales
% of FP17s for the same patient ID Re-attending within 3 months - Children	71	1,318	5.4%	8.5%	10.9%
% of FP17s for the same patient ID Re-attending within 3 months - Adults	621	5,878	10.6%	14.9%	15.6%
% of FP17s for the same patient ID Re-attending between 3 & 9 months - Children	807	1,318	61.2%	58.1%	59.4%
% of FP17s for the same patient ID Re-attending between 3 & 9 months - Adults	3,407	5,878	58.0%	56.1%	55.5%
% of FP17s for Band 1 Urgent Courses	484	6,687	7.2%	9.2%	8.9%
% of FP17s Relating to Free Repair or Replacements	40	6,687	0.6%	0.7%	0.7%
% of FP17s Relating to Continuations	63	6,687	0.9%	0.8%	0.7%
% of Patients satisfied with the dentistry they have received	18	19	94.7%	93.5%	93.6%
% of Patients satisfied with the time they had to wait for an appointment	17	19	89.5%	86.2%	88.1%

* This is based on patients treated on this contract for their most recent course of treatment. Figures in italics indicate the base number of FP17s or Patient Questionnaire responses are less than 100. N/A is shown where the base number of responses is less than 10 during the period. % is calculated as Quantity/Base number*100

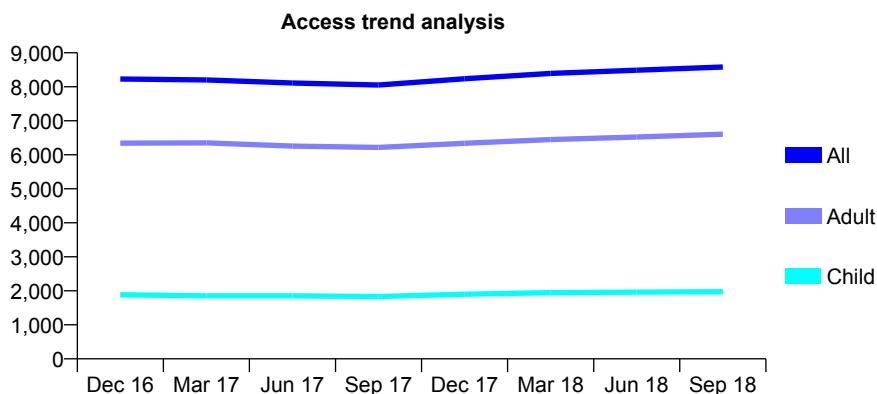
7A4 - Vital Signs At a Glance Contract Report for 840580/0001 - September 2018

Name or company name	MR OB JOYNSON
Contract type name	GDS Contract
Purpose of contract	General and Orthodontic
Contract start date	01/04/2006
Contract end date	

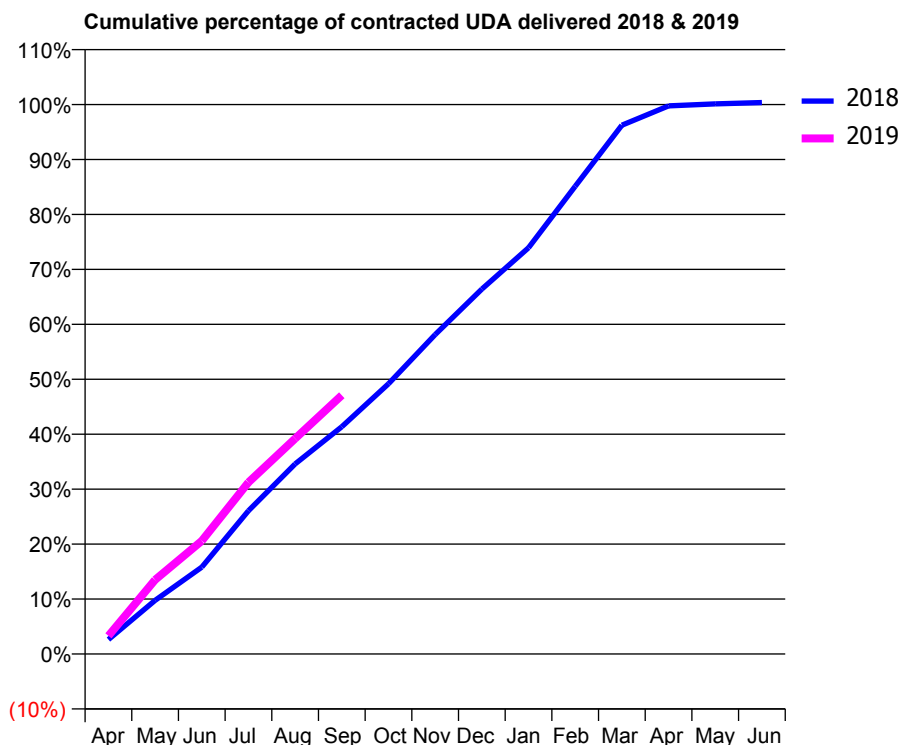
18/19 Contracted general activity (UDA)	28,724
Carry forward general activity (UDA)	0
18/19 Contracted orthodontic activity (UOA)	315
Carry forward orthodontic activity (UOA)	0
Baseline contract value	£657,600.05

ACCESS*

Patients seen in 24 months	Total	Change since previous quarter
Quarter ending September 2017	8,053	
Quarter ending December 2017	8,238	↑
Quarter ending March 2018	8,394	→
Quarter ending June 2018	8,487	→
Quarter ending September 2018	8,581	→
Variance since September 2017	6.6%	↑



ACTIVITY



Month	Adjusted Scheduled Activity (UDA)	
	2018	2019
April	753	949
May	2,807	3,878
June	4,541	5,914
July	7,488	8,972
August	9,935	11,262
September	11,882	13,530
October	14,127	
November	16,698	
December	19,076	
January	21,233	
February	24,447	
March	27,639	
April	28,654	
May	28,757	
June	28,828	

QUALITY

	Quantity	Base Number	Contract	LHB	Wales
% of FP17s for the same patient ID Re-attending within 3 months - Children	127	1,431	8.9%	8.5%	10.9%
% of FP17s for the same patient ID Re-attending within 3 months - Adults	791	4,758	16.6%	14.9%	15.6%
% of FP17s for the same patient ID Re-attending between 3 & 9 months - Children	801	1,431	56.0%	58.1%	59.4%
% of FP17s for the same patient ID Re-attending between 3 & 9 months - Adults	2,576	4,758	54.1%	56.1%	55.5%
% of FP17s for Band 1 Urgent Courses	679	5,731	11.8%	9.2%	8.9%
% of FP17s Relating to Free Repair or Replacements	60	5,731	1.0%	0.7%	0.7%
% of FP17s Relating to Continuations	51	5,731	0.9%	0.8%	0.7%
% of Patients satisfied with the dentistry they have received	32	34	94.1%	93.5%	93.6%
% of Patients satisfied with the time they had to wait for an appointment	30	34	88.2%	86.2%	88.1%

* This is based on patients treated on this contract for their most recent course of treatment. Figures in italics indicate the base number of FP17s or Patient Questionnaire responses are less than 100. N/A is shown where the base number of responses is less than 10 during the period. % is calculated as Quantity/Base number*100

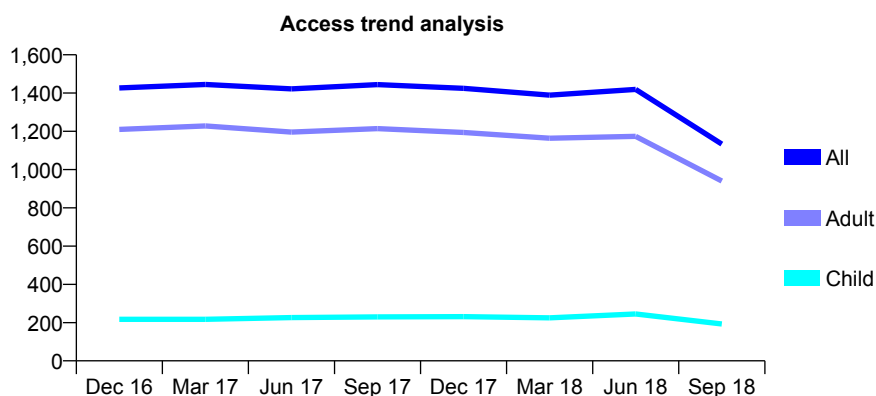
7A4 - Vital Signs At a Glance Contract Report for 918458/0001 - September 2018

Name or company name	MRS EA DAVIES
Contract type name	GDS Contract
Purpose of contract	General
Contract start date	01/04/2006
Contract end date	30/06/2018

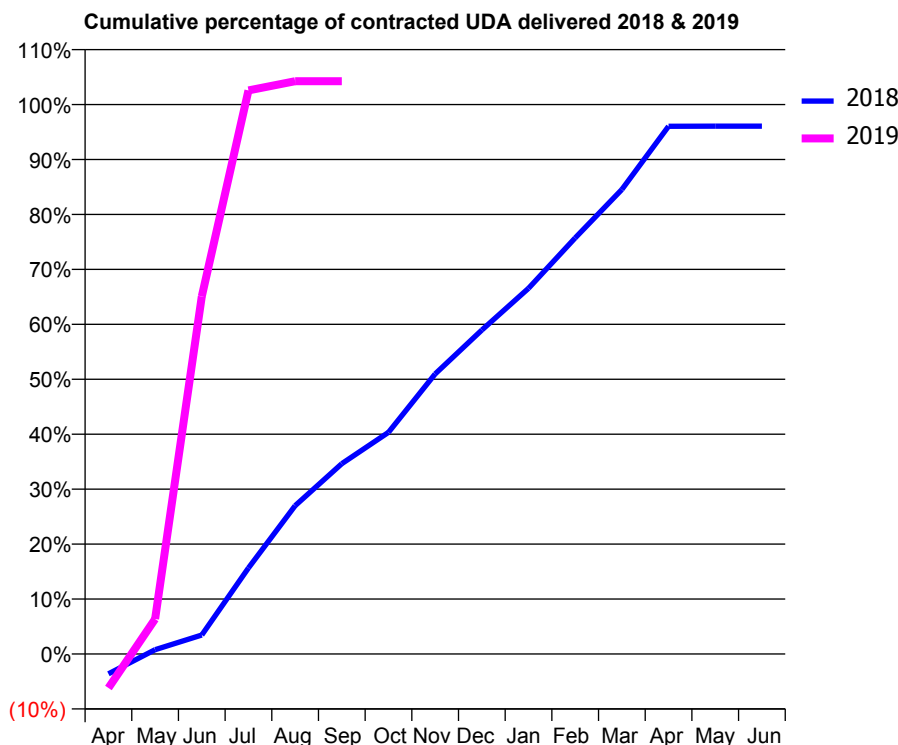
18/19 Contracted general activity (UDA)	1,061
Carry forward general activity (UDA)	154
18/19 Contracted orthodontic activity (UOA)	0
Carry forward orthodontic activity (UOA)	0
Baseline contract value	£34,397.08

ACCESS*

Patients seen in 24 months	Total	Change since previous quarter
Quarter ending September 2017	1,444	
Quarter ending December 2017	1,425	↓
Quarter ending March 2018	1,389	↓
Quarter ending June 2018	1,419	↑
Quarter ending September 2018	1,133	↓
Variance since September 2017	(21.5%)	↓



ACTIVITY



Month	Adjusted Scheduled Activity (UDA)	
	2018	2019
April	-154	-66
May	33	68
June	147	690
July	664	1,088
August	1,145	1,106
September	1,470	1,106
October	1,711	
November	2,163	
December	2,501	
January	2,824	
February	3,213	
March	3,587	
April	4,075	
May	4,076	
June	4,076	

QUALITY

	Quantity	Base Number	Contract	LHB	Wales
% of FP17s for the same patient ID Re-attending within 3 months - Children	13	102	12.7%	8.5%	10.9%
% of FP17s for the same patient ID Re-attending within 3 months - Adults	104	531	19.6%	14.9%	15.6%
% of FP17s for the same patient ID Re-attending between 3 & 9 months - Children	19	102	18.6%	58.1%	59.4%
% of FP17s for the same patient ID Re-attending between 3 & 9 months - Adults	145	531	27.3%	56.1%	55.5%
% of FP17s for Band 1 Urgent Courses	10	452	2.2%	9.2%	8.9%
% of FP17s Relating to Free Repair or Replacements	9	452	2.0%	0.7%	0.7%
% of FP17s Relating to Continuations	32	452	7.1%	0.8%	0.7%
% of Patients satisfied with the dentistry they have received	8	8	N/A	93.5%	93.6%
% of Patients satisfied with the time they had to wait for an appointment	8	8	N/A	86.2%	88.1%

* This is based on patients treated on this contract for their most recent course of treatment. Figures in italics indicate the base number of FP17s or Patient Questionnaire responses are less than 100. N/A is shown where the base number of responses is less than 10 during the period. % is calculated as Quantity/Base number*100

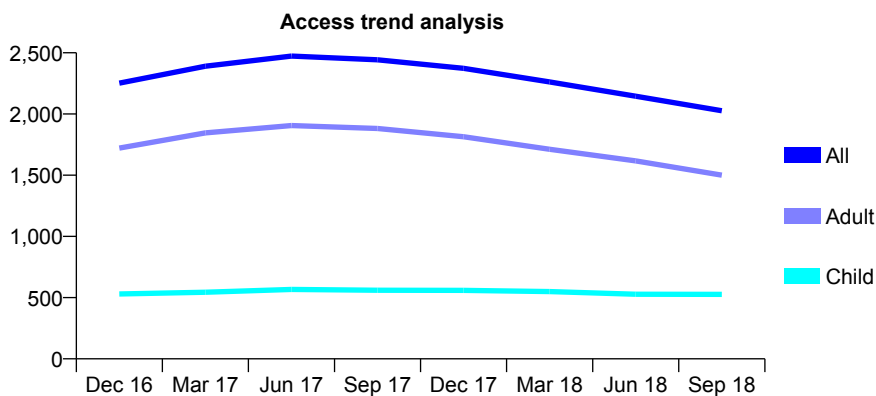
7A4 - Vital Signs At a Glance Contract Report for 919438/0001 - September 2018

Name or company name	MR PC STOCKFORD
Contract type name	GDS Contract
Purpose of contract	General
Contract start date	01/04/2006
Contract end date	

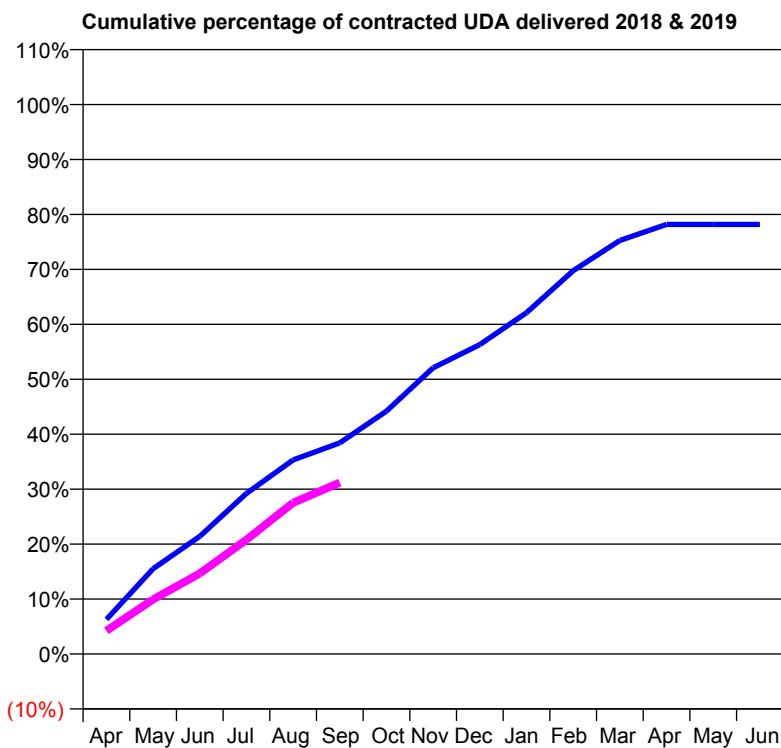
18/19 Contracted general activity (UDA)	8,593
Carry forward general activity (UDA)	0
18/19 Contracted orthodontic activity (UOA)	0
Carry forward orthodontic activity (UOA)	0
Baseline contract value	£220,178.48

ACCESS*

Patients seen in 24 months	Total	Change since previous quarter
Quarter ending September 2017	2,443	
Quarter ending December 2017	2,373	↓
Quarter ending March 2018	2,262	↓
Quarter ending June 2018	2,145	↓
Quarter ending September 2018	2,027	↓
Variance since September 2017	(17.0%)	↓



ACTIVITY



Month	Adjusted Scheduled Activity (UDA)	
	2018	2019
April	542	364
May	1,334	854
June	1,841	1,261
July	2,512	1,788
August	3,036	2,366
September	3,303	2,681
October	3,798	
November	4,476	
December	4,839	
January	5,338	
February	5,994	
March	6,467	
April	6,718	
May	6,718	
June	6,718	

QUALITY

	Quantity	Base Number	Contract	LHB	Wales
% of FP17s for the same patient ID Re-attending within 3 months - Children	14	349	4.0%	8.5%	10.9%
% of FP17s for the same patient ID Re-attending within 3 months - Adults	201	1,116	18.0%	14.9%	15.6%
% of FP17s for the same patient ID Re-attending between 3 & 9 months - Children	237	349	67.9%	58.1%	59.4%
% of FP17s for the same patient ID Re-attending between 3 & 9 months - Adults	720	1,116	64.5%	56.1%	55.5%
% of FP17s for Band 1 Urgent Courses	26	1,359	1.9%	9.2%	8.9%
% of FP17s Relating to Free Repair or Replacements	3	1,359	0.2%	0.7%	0.7%
% of FP17s Relating to Continuations	35	1,359	2.6%	0.8%	0.7%
% of Patients satisfied with the dentistry they have received	5	5	N/A	93.5%	93.6%
% of Patients satisfied with the time they had to wait for an appointment	4	5	N/A	86.2%	88.1%

* This is based on patients treated on this contract for their most recent course of treatment. Figures in italics indicate the base number of FP17s or Patient Questionnaire responses are less than 100. N/A is shown where the base number of responses is less than 10 during the period. % is calculated as Quantity/Base number*100

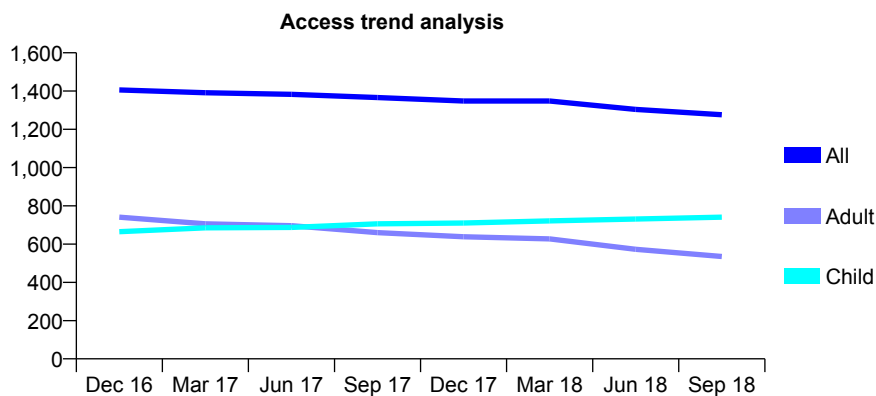
7A4 - Vital Signs At a Glance Contract Report for 965588/0001 - September 2018

Name or company name	MS V KOLAH I
Contract type name	GDS Contract
Purpose of contract	General
Contract start date	26/07/2007
Contract end date	

18/19 Contracted general activity (UDA)	2,091
Carry forward general activity (UDA)	0
18/19 Contracted orthodontic activity (UOA)	0
Carry forward orthodontic activity (UOA)	0
Baseline contract value	£51,992.85

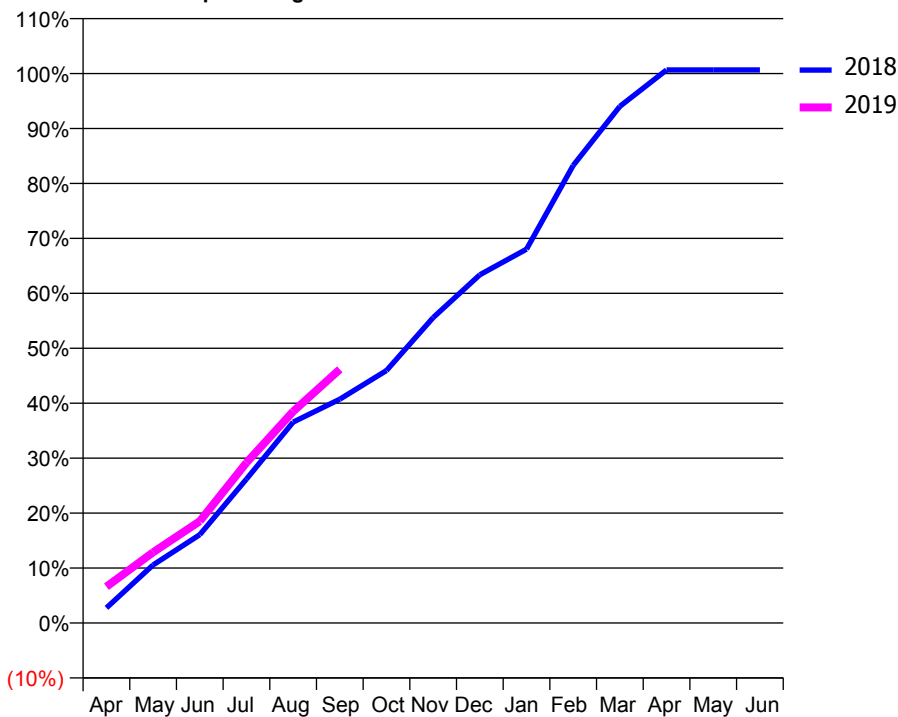
ACCESS*

Patients seen in 24 months	Total	Change since previous quarter
Quarter ending September 2017	1,366	
Quarter ending December 2017	1,348	↓
Quarter ending March 2018	1,348	→
Quarter ending June 2018	1,304	↓
Quarter ending September 2018	1,276	↓
Variance since September 2017	(6.6%)	↓



ACTIVITY

Cumulative percentage of contracted UDA delivered 2018 & 2019



Month	Adjusted Scheduled Activity (UDA)	
	2018	2019
April	57	138
May	221	269
June	336	387
July	548	610
August	764	805
September	852	965
October	961	
November	1,162	
December	1,325	
January	1,423	
February	1,741	
March	1,966	
April	2,105	
May	2,105	
June	2,105	

QUALITY

	Quantity	Base Number	Contract	LHB	Wales
% of FP17s for the same patient ID Re-attending within 3 months - Children	27	536	5.0%	8.5%	10.9%
% of FP17s for the same patient ID Re-attending within 3 months - Adults	14	195	7.2%	14.9%	15.6%
% of FP17s for the same patient ID Re-attending between 3 & 9 months - Children	322	536	60.1%	58.1%	59.4%
% of FP17s for the same patient ID Re-attending between 3 & 9 months - Adults	93	195	47.7%	56.1%	55.5%
% of FP17s for Band 1 Urgent Courses	21	670	3.1%	9.2%	8.9%
% of FP17s Relating to Free Repair or Replacements	0	670	0.0%	0.7%	0.7%
% of FP17s Relating to Continuations	2	670	0.3%	0.8%	0.7%
% of Patients satisfied with the dentistry they have received	2	3	N/A	93.5%	93.6%
% of Patients satisfied with the time they had to wait for an appointment	2	3	N/A	86.2%	88.1%

* This is based on patients treated on this contract for their most recent course of treatment. Figures in italics indicate the base number of FP17s or Patient Questionnaire responses are less than 100. N/A is shown where the base number of responses is less than 10 during the period. % is calculated as Quantity/Base number*100

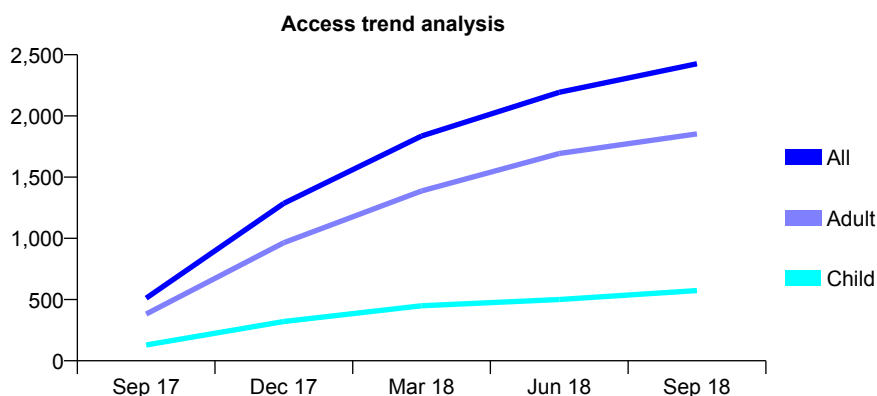
7A5 - Vital Signs At a Glance Contract Report for 100482/0000 - September 2018

Name or company name	Gafyn Poulton
Contract type name	GDS Contract
Purpose of contract	General
Contract start date	01/06/2017
Contract end date	

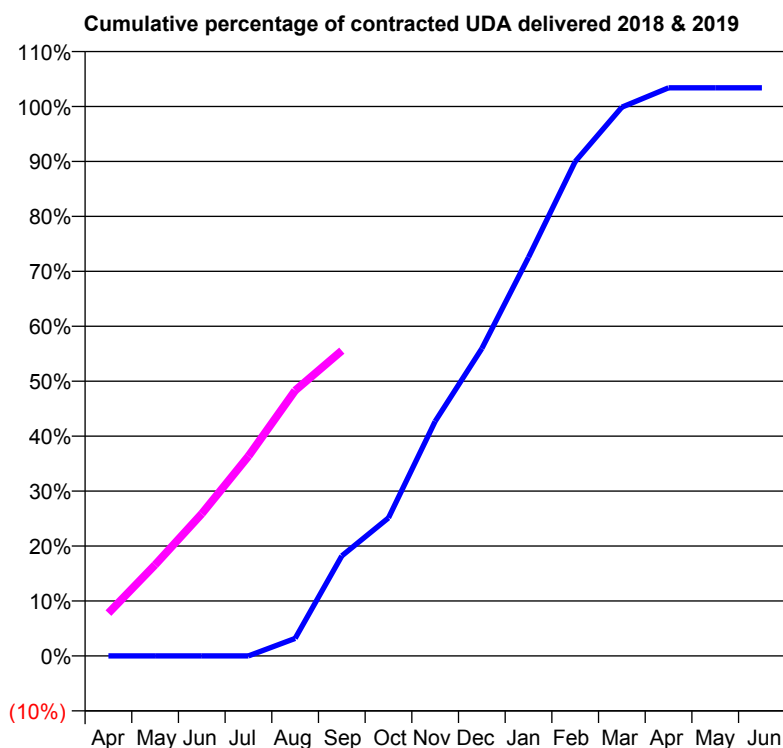
18/19 Contracted general activity (UDA)	7,200
Carry forward general activity (UDA)	-260
18/19 Contracted orthodontic activity (UOA)	0
Carry forward orthodontic activity (UOA)	0
Baseline contract value	£174,097.23

ACCESS*

Patients seen in 24 months	Total	Change since previous quarter
Quarter ending September 2017	511	
Quarter ending December 2017	1,286	↑
Quarter ending March 2018	1,836	↑
Quarter ending June 2018	2,193	↑
Quarter ending September 2018	2,427	↑
Variance since September 2017	375.0%	↑



ACTIVITY



Month	Adjusted Scheduled Activity (UDA)	
	2018	2019
April	0	562
May	0	1,194
June	0	1,863
July	0	2,618
August	191	3,477
September	1,093	4,000
October	1,507	
November	2,561	
December	3,357	
January	4,353	
February	5,399	
March	5,993	
April	6,203	
May	6,203	
June	6,203	

QUALITY

	Quantity	Base Number	Contract	LHB	Wales
% of FP17s for the same patient ID Re-attending within 3 months - Children	15	338	4.4%	6.8%	10.9%
% of FP17s for the same patient ID Re-attending within 3 months - Adults	126	1,254	10.0%	13.4%	15.6%
% of FP17s for the same patient ID Re-attending between 3 & 9 months - Children	121	338	35.8%	57.2%	59.4%
% of FP17s for the same patient ID Re-attending between 3 & 9 months - Adults	476	1,254	38.0%	54.9%	55.5%
% of FP17s for Band 1 Urgent Courses	69	1,516	4.6%	9.1%	8.9%
% of FP17s Relating to Free Repair or Replacements	9	1,516	0.6%	0.7%	0.7%
% of FP17s Relating to Continuations	5	1,516	0.3%	0.6%	0.7%
% of Patients satisfied with the dentistry they have received	24	27	88.9%	94.0%	93.6%
% of Patients satisfied with the time they had to wait for an appointment	23	27	85.2%	90.1%	88.1%

* This is based on patients treated on this contract for their most recent course of treatment. Figures in italics indicate the base number of FP17s or Patient Questionnaire responses are less than 100. N/A is shown where the base number of responses is less than 10 during the period. % is calculated as Quantity/Base number*100

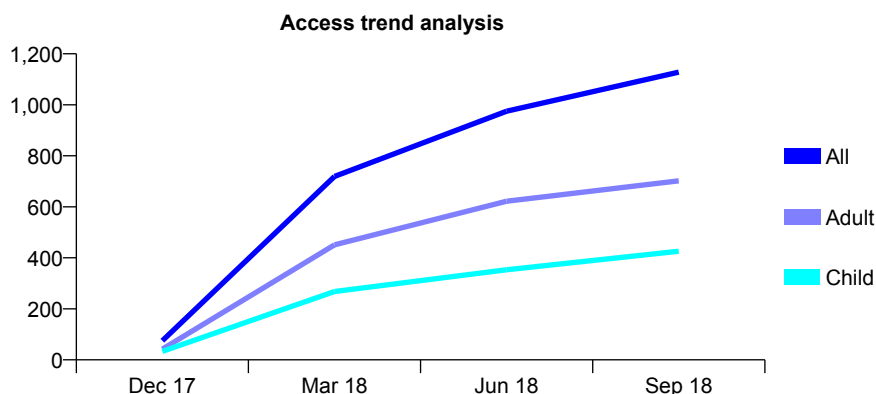
7A5 - Vital Signs At a Glance Contract Report for 100541/0000 - September 2018

Name or company name	Dr L Smart
Contract type name	GDS Contract
Purpose of contract	General
Contract start date	01/11/2017
Contract end date	

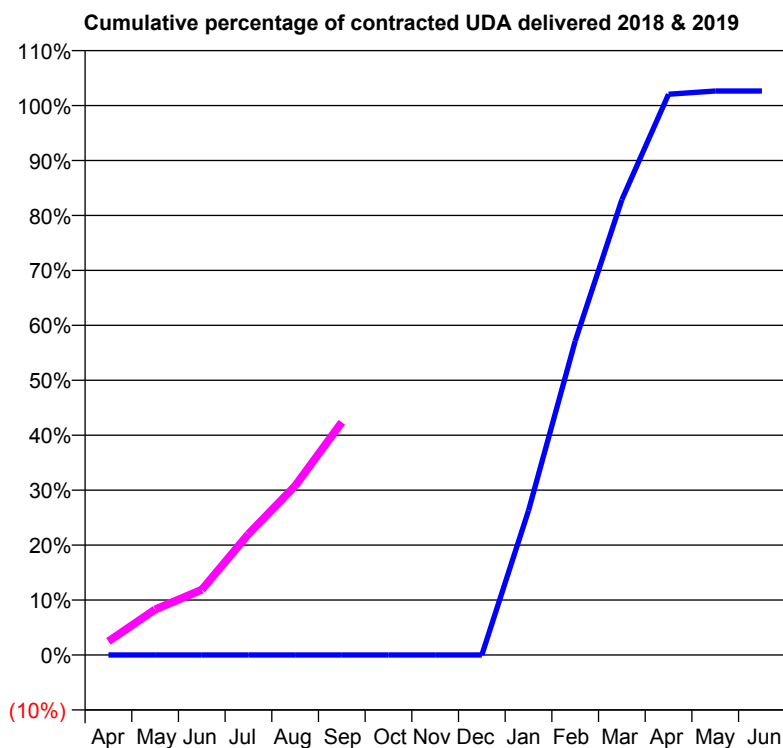
18/19 Contracted general activity (UDA)	6,886
Carry forward general activity (UDA)	0
18/19 Contracted orthodontic activity (UOA)	0
Carry forward orthodontic activity (UOA)	0
Baseline contract value	£179,086.09

ACCESS*

Patients seen in 24 months	Total	Change since previous quarter
Quarter ending September 2017	0	
Quarter ending December 2017	75	↑
Quarter ending March 2018	719	↑
Quarter ending June 2018	975	↑
Quarter ending September 2018	1,128	↑
Variance since September 2017	N/A	



ACTIVITY



Month	Adjusted Scheduled Activity (UDA)	
	2018	2019
April	0	171
May	0	571
June	0	818
July	0	1,517
August	0	2,120
September	0	2,917
October	0	
November	0	
December	0	
January	1,061	
February	2,306	
March	3,344	
April	4,119	
May	4,142	
June	4,142	

QUALITY

	Quantity	Base Number	Contract	LHB	Wales
% of FP17s for the same patient ID Re-attending within 3 months - Children	25	299	8.4%	6.8%	10.9%
% of FP17s for the same patient ID Re-attending within 3 months - Adults	86	603	14.3%	13.4%	15.6%
% of FP17s for the same patient ID Re-attending between 3 & 9 months - Children	73	299	24.4%	57.2%	59.4%
% of FP17s for the same patient ID Re-attending between 3 & 9 months - Adults	184	603	30.5%	54.9%	55.5%
% of FP17s for Band 1 Urgent Courses	3	750	0.4%	9.1%	8.9%
% of FP17s Relating to Free Repair or Replacements	0	750	0.0%	0.7%	0.7%
% of FP17s Relating to Continuations	0	750	0.0%	0.6%	0.7%
% of Patients satisfied with the dentistry they have received	3	3	N/A	94.0%	93.6%
% of Patients satisfied with the time they had to wait for an appointment	3	3	N/A	90.1%	88.1%

* This is based on patients treated on this contract for their most recent course of treatment. Figures in italics indicate the base number of FP17s or Patient Questionnaire responses are less than 100. N/A is shown where the base number of responses is less than 10 during the period. % is calculated as Quantity/Base number*100

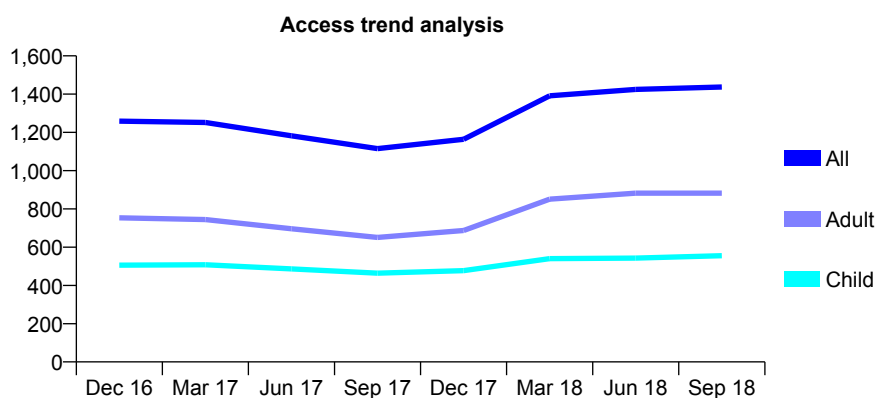
7A5 - Vital Signs At a Glance Contract Report for 102660/0001 - September 2018

Name or company name	Brilliant Dental Care
Contract type name	GDS Contract
Purpose of contract	General and Orthodontic
Contract start date	01/06/2014
Contract end date	

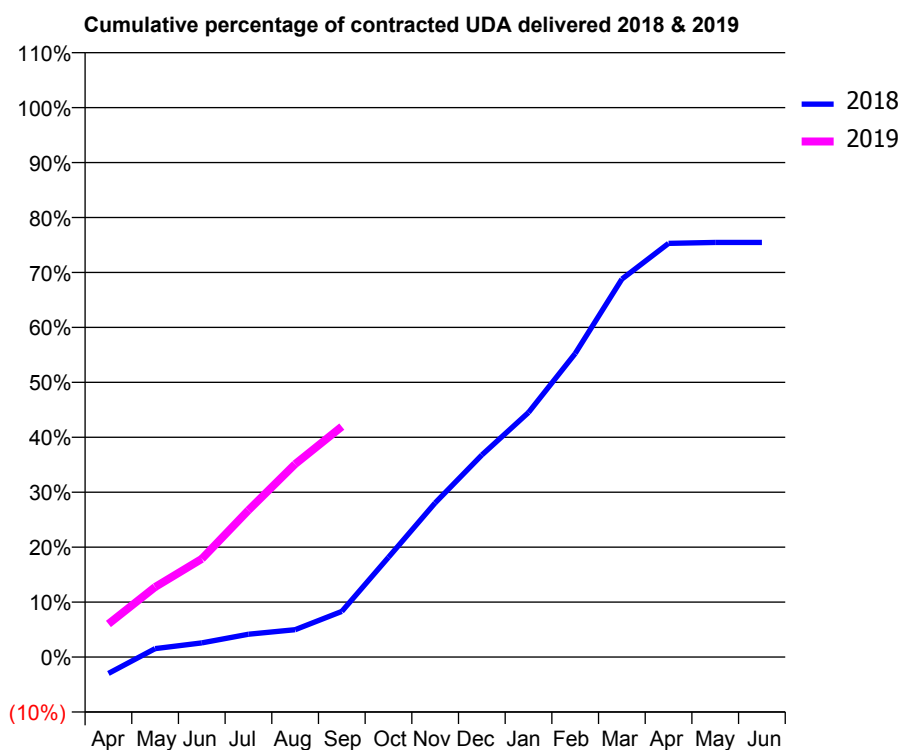
18/19 Contracted general activity (UDA)	4,200
Carry forward general activity (UDA)	0
18/19 Contracted orthodontic activity (UOA)	57
Carry forward orthodontic activity (UOA)	0
Baseline contract value	£105,155.93

ACCESS*

Patients seen in 24 months	Total	Change since previous quarter
Quarter ending September 2017	1,115	
Quarter ending December 2017	1,164	↑
Quarter ending March 2018	1,391	↑
Quarter ending June 2018	1,425	↑
Quarter ending September 2018	1,437	→
Variance since September 2017	28.9%	↑



ACTIVITY



Month	Adjusted Scheduled Activity (UDA)	
	2018	2019
April	-126	253
May	64	536
June	109	750
July	175	1,123
August	210	1,475
September	349	1,762
October	763	
November	1,179	
December	1,545	
January	1,870	
February	2,320	
March	2,889	
April	3,162	
May	3,169	
June	3,169	

QUALITY

	Quantity	Base Number	Contract	LHB	Wales
% of FP17s for the same patient ID Re-attending within 3 months - Children	39	416	9.4%	6.8%	10.9%
% of FP17s for the same patient ID Re-attending within 3 months - Adults	55	612	9.0%	13.4%	15.6%
% of FP17s for the same patient ID Re-attending between 3 & 9 months - Children	283	416	68.0%	57.2%	59.4%
% of FP17s for the same patient ID Re-attending between 3 & 9 months - Adults	352	612	57.5%	54.9%	55.5%
% of FP17s for Band 1 Urgent Courses	62	908	6.8%	9.1%	8.9%
% of FP17s Relating to Free Repair or Replacements	0	908	0.0%	0.7%	0.7%
% of FP17s Relating to Continuations	1	908	0.1%	0.6%	0.7%
% of Patients satisfied with the dentistry they have received	2	2	N/A	94.0%	93.6%
% of Patients satisfied with the time they had to wait for an appointment	0	2	N/A	90.1%	88.1%

* This is based on patients treated on this contract for their most recent course of treatment. Figures in italics indicate the base number of FP17s or Patient Questionnaire responses are less than 100. N/A is shown where the base number of responses is less than 10 during the period. % is calculated as Quantity/Base number*100

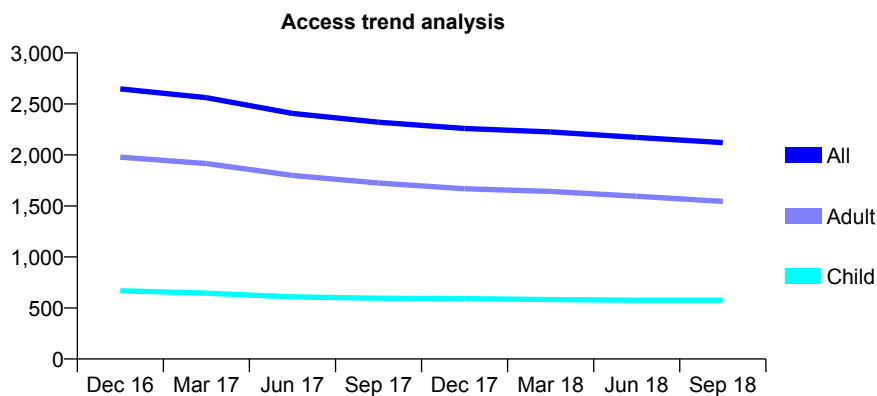
7A5 - Vital Signs At a Glance Contract Report for 105333/0001 - September 2018

Name or company name	Beddau Dental Practice
Contract type name	GDS Contract
Purpose of contract	General
Contract start date	01/06/2014
Contract end date	

18/19 Contracted general activity (UDA)	7,800
Carry forward general activity (UDA)	0
18/19 Contracted orthodontic activity (UOA)	0
Carry forward orthodontic activity (UOA)	0
Baseline contract value	£188,482.52

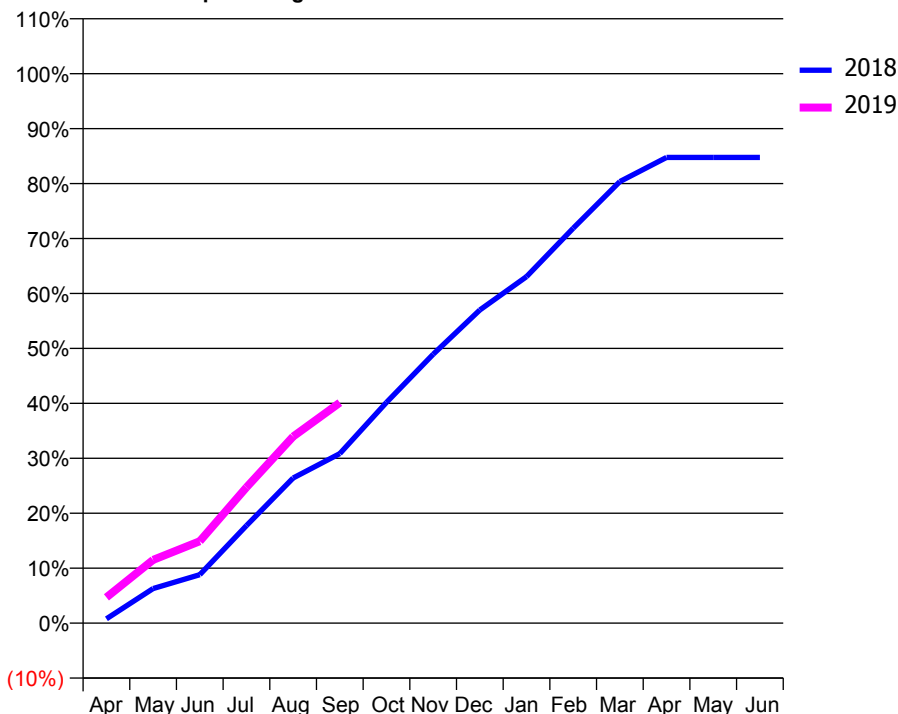
ACCESS*

Patients seen in 24 months	Total	Change since previous quarter
Quarter ending September 2017	2,321	
Quarter ending December 2017	2,259	↓
Quarter ending March 2018	2,225	↓
Quarter ending June 2018	2,172	↓
Quarter ending September 2018	2,121	↓
Variance since September 2017	(8.6%)	↓



ACTIVITY

Cumulative percentage of contracted UDA delivered 2018 & 2019



Month	Adjusted Scheduled Activity (UDA)	
	2018	2019
April	61	367
May	492	898
June	687	1,163
July	1,385	1,928
August	2,060	2,649
September	2,407	3,130
October	3,134	
November	3,816	
December	4,445	
January	4,919	
February	5,606	
March	6,268	
April	6,610	
May	6,610	
June	6,610	

QUALITY

	Quantity	Base Number	Contract	LHB	Wales
% of FP17s for the same patient ID Re-attending within 3 months - Children	13	397	3.3%	6.8%	10.9%
% of FP17s for the same patient ID Re-attending within 3 months - Adults	96	1,096	8.8%	13.4%	15.6%
% of FP17s for the same patient ID Re-attending between 3 & 9 months - Children	252	397	63.5%	57.2%	59.4%
% of FP17s for the same patient ID Re-attending between 3 & 9 months - Adults	727	1,096	66.3%	54.9%	55.5%
% of FP17s for Band 1 Urgent Courses	53	1,364	3.9%	9.1%	8.9%
% of FP17s Relating to Free Repair or Replacements	9	1,364	0.7%	0.7%	0.7%
% of FP17s Relating to Continuations	1	1,364	0.1%	0.6%	0.7%
% of Patients satisfied with the dentistry they have received	9	9	N/A	94.0%	93.6%
% of Patients satisfied with the time they had to wait for an appointment	8	9	N/A	90.1%	88.1%

* This is based on patients treated on this contract for their most recent course of treatment. Figures in italics indicate the base number of FP17s or Patient Questionnaire responses are less than 100. N/A is shown where the base number of responses is less than 10 during the period. % is calculated as Quantity/Base number*100

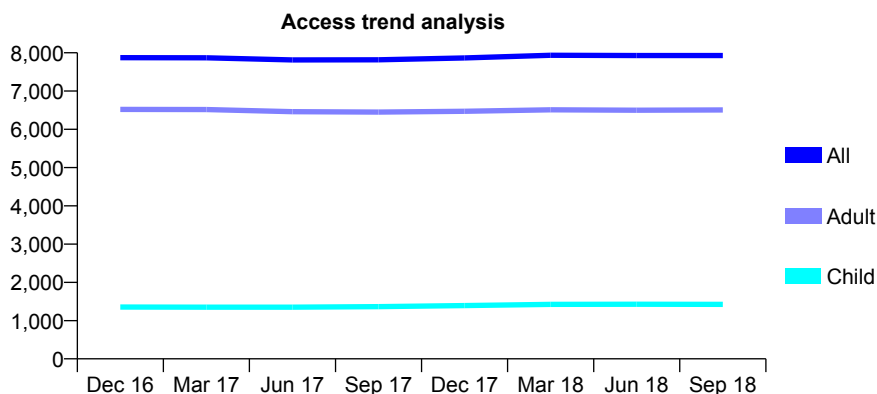
7A5 - Vital Signs At a Glance Contract Report for 106887/0001 - September 2018

Name or company name	Morgan Street Dental Practice
Contract type name	GDS Contract
Purpose of contract	General
Contract start date	01/04/2010
Contract end date	

18/19 Contracted general activity (UDA)	25,816
Carry forward general activity (UDA)	997
18/19 Contracted orthodontic activity (UOA)	0
Carry forward orthodontic activity (UOA)	0
Baseline contract value	£623,410.84

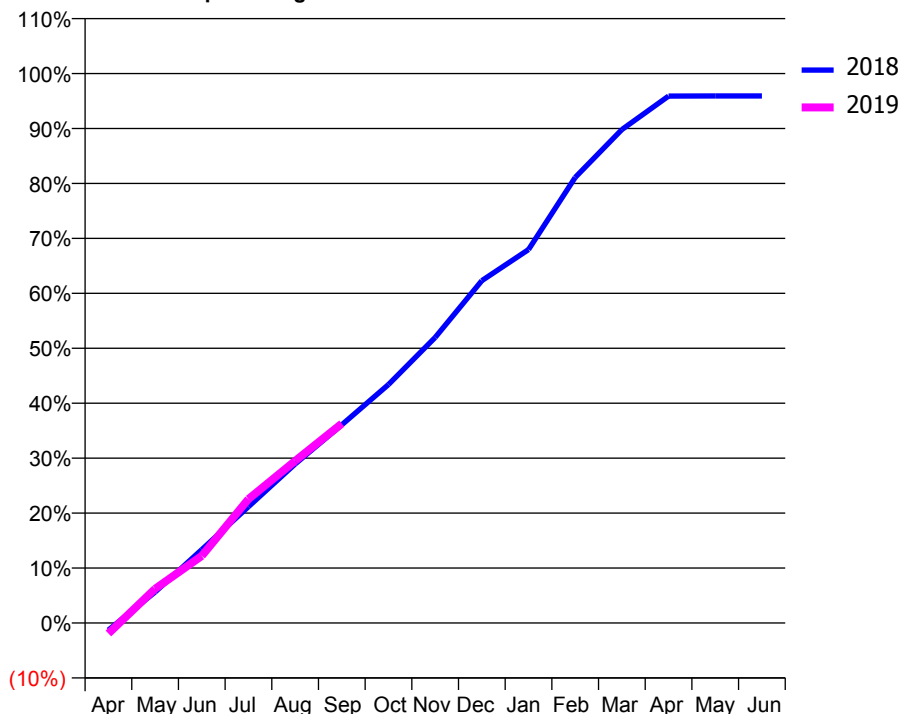
ACCESS*

Patients seen in 24 months	Total	Change since previous quarter
Quarter ending September 2017	7,816	
Quarter ending December 2017	7,866	→
Quarter ending March 2018	7,936	→
Quarter ending June 2018	7,930	→
Quarter ending September 2018	7,930	→
Variance since September 2017	1.5%	→



ACTIVITY

Cumulative percentage of contracted UDA delivered 2018 & 2019



Adjusted Scheduled Activity (UDA)

Month	2018	2019
April	-338	-498
May	1,456	1,608
June	3,447	3,152
July	5,467	5,822
August	7,470	7,612
September	9,315	9,370
October	11,202	
November	13,419	
December	16,086	
January	17,545	
February	20,932	
March	23,182	
April	24,754	
May	24,759	
June	24,759	

QUALITY

	Quantity	Base Number	Contract	LHB	Wales
% of FP17s for the same patient ID Re-attending within 3 months - Children	120	1,230	9.8%	6.8%	10.9%
% of FP17s for the same patient ID Re-attending within 3 months - Adults	959	5,529	17.3%	13.4%	15.6%
% of FP17s for the same patient ID Re-attending between 3 & 9 months - Children	804	1,230	65.4%	57.2%	59.4%
% of FP17s for the same patient ID Re-attending between 3 & 9 months - Adults	3,455	5,529	62.5%	54.9%	55.5%
% of FP17s for Band 1 Urgent Courses	536	6,089	8.8%	9.1%	8.9%
% of FP17s Relating to Free Repair or Replacements	36	6,089	0.6%	0.7%	0.7%
% of FP17s Relating to Continuations	18	6,089	0.3%	0.6%	0.7%
% of Patients satisfied with the dentistry they have received	25	26	96.2%	94.0%	93.6%
% of Patients satisfied with the time they had to wait for an appointment	25	26	96.2%	90.1%	88.1%

* This is based on patients treated on this contract for their most recent course of treatment. Figures in italics indicate the base number of FP17s or Patient Questionnaire responses are less than 100. N/A is shown where the base number of responses is less than 10 during the period. % is calculated as Quantity/Base number*100

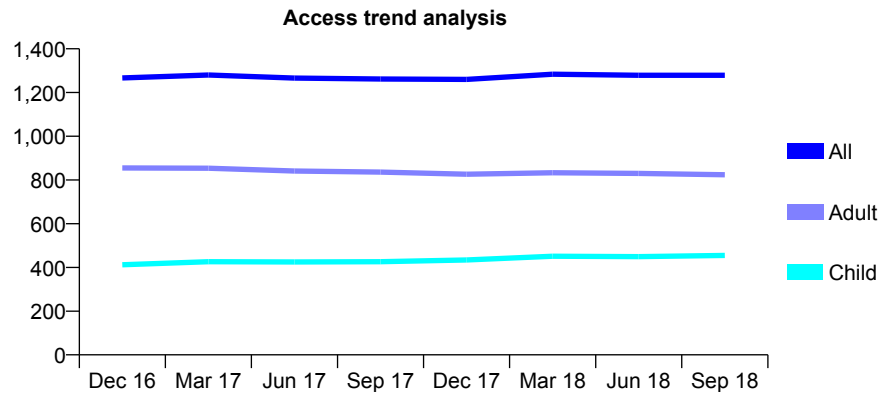
7A5 - Vital Signs At a Glance Contract Report for 108146/0001 - September 2018

Name or company name	Colden Larch Ltd
Contract type name	GDS Contract
Purpose of contract	General
Contract start date	01/10/2009
Contract end date	

18/19 Contracted general activity (UDA)	3,710
Carry forward general activity (UDA)	-48
18/19 Contracted orthodontic activity (UOA)	0
Carry forward orthodontic activity (UOA)	0
Baseline contract value	£53,546.95

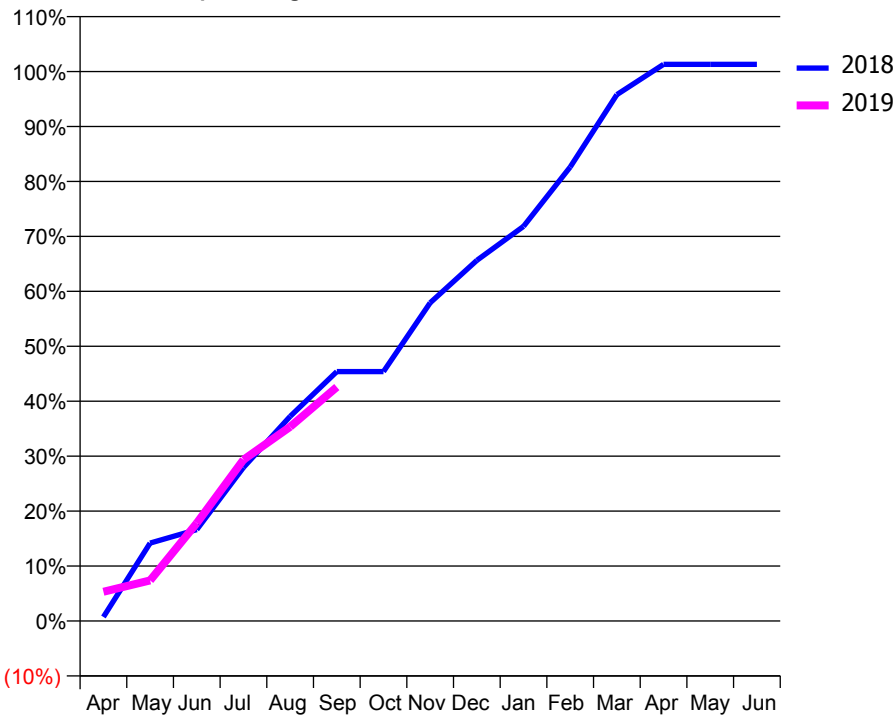
ACCESS*

Patients seen in 24 months	Total	Change since previous quarter
Quarter ending September 2017	1,262	
Quarter ending December 2017	1,260	→
Quarter ending March 2018	1,284	→
Quarter ending June 2018	1,279	→
Quarter ending September 2018	1,279	→
Variance since September 2017	1.3%	→



ACTIVITY

Cumulative percentage of contracted UDA delivered 2018 & 2019



Month	Adjusted Scheduled Activity (UDA)	
	2018	2019
April	27	198
May	526	274
June	617	662
July	1,037	1,089
August	1,381	1,311
September	1,684	1,579
October	1,684	
November	2,149	
December	2,435	
January	2,664	
February	3,065	
March	3,554	
April	3,758	
May	3,758	
June	3,758	

QUALITY

	Quantity	Base Number	Contract	LHB	Wales
% of FP17s for the same patient ID Re-attending within 3 months - Children	29	307	9.4%	6.8%	10.9%
% of FP17s for the same patient ID Re-attending within 3 months - Adults	44	412	10.7%	13.4%	15.6%
% of FP17s for the same patient ID Re-attending between 3 & 9 months - Children	129	307	42.0%	57.2%	59.4%
% of FP17s for the same patient ID Re-attending between 3 & 9 months - Adults	155	412	37.6%	54.9%	55.5%
% of FP17s for Band 1 Urgent Courses	36	629	5.7%	9.1%	8.9%
% of FP17s Relating to Free Repair or Replacements	3	629	0.5%	0.7%	0.7%
% of FP17s Relating to Continuations	1	629	0.2%	0.6%	0.7%
% of Patients satisfied with the dentistry they have received	5	6	N/A	94.0%	93.6%
% of Patients satisfied with the time they had to wait for an appointment	6	6	N/A	90.1%	88.1%

* This is based on patients treated on this contract for their most recent course of treatment. Figures in italics indicate the base number of FP17s or Patient Questionnaire responses are less than 100. N/A is shown where the base number of responses is less than 10 during the period. % is calculated as Quantity/Base number*100

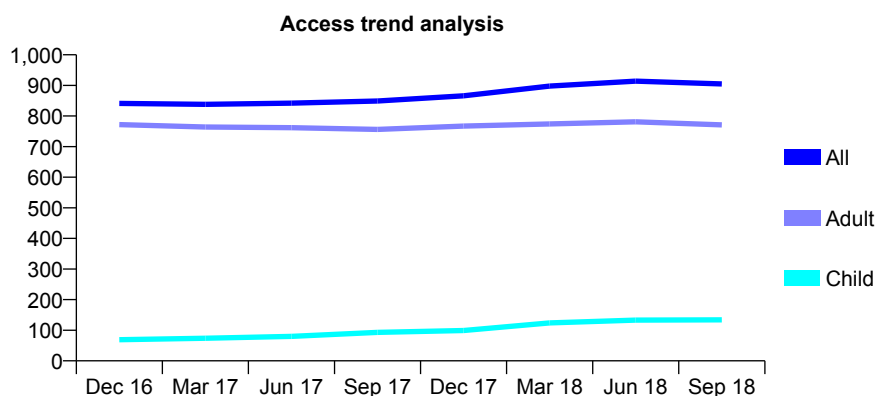
7A5 - Vital Signs At a Glance Contract Report for 108200/0004 - September 2018

Name or company name	Cardiff & Vale University Health Board
Contract type name	PDS Contract
Purpose of contract	General
Contract start date	01/04/2006
Contract end date	31/03/2019

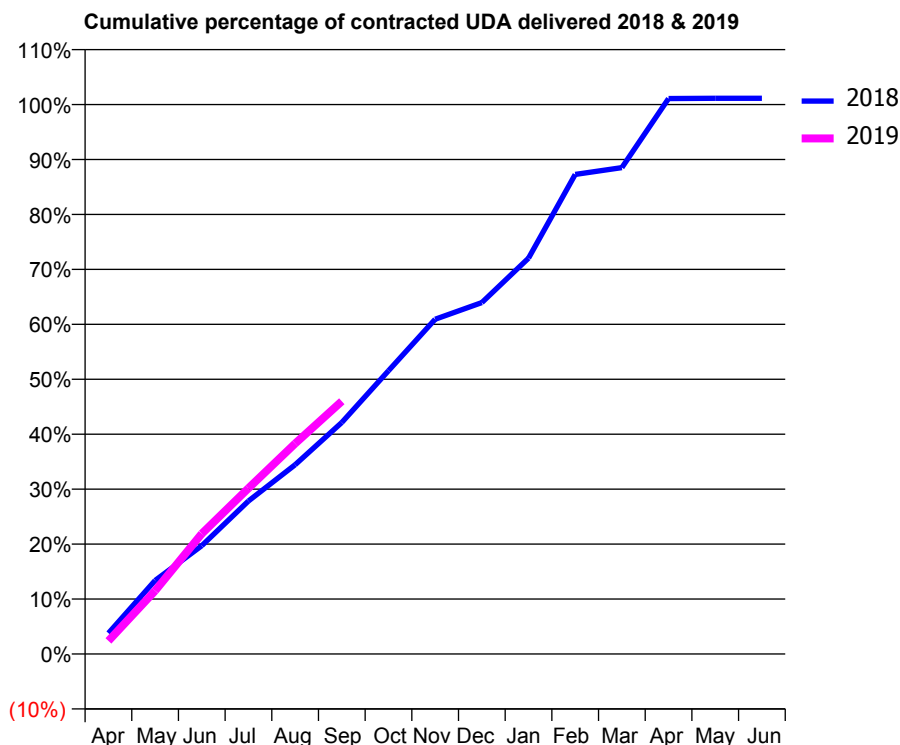
18/19 Contracted general activity (UDA)	2,209
Carry forward general activity (UDA)	0
18/19 Contracted orthodontic activity (UOA)	0
Carry forward orthodontic activity (UOA)	0
Baseline contract value	£61,099.39

ACCESS*

Patients seen in 24 months	Total	Change since previous quarter
Quarter ending September 2017	849	
Quarter ending December 2017	866	↑
Quarter ending March 2018	898	↑
Quarter ending June 2018	914	→
Quarter ending September 2018	905	→
Variance since September 2017	6.6%	↑



ACTIVITY



Adjusted Scheduled Activity (UDA)		
Month	2018	2019
April	84	53
May	296	255
June	436	484
July	615	666
August	761	846
September	931	1,016
October	1,139	
November	1,346	
December	1,413	
January	1,591	
February	1,928	
March	1,955	
April	2,233	
May	2,234	
June	2,234	

QUALITY

	Quantity	Base Number	Contract	LHB	Wales
% of FP17s for the same patient ID Re-attending within 3 months - Children	4	106	3.8%	6.8%	10.9%
% of FP17s for the same patient ID Re-attending within 3 months - Adults	79	601	13.1%	13.4%	15.6%
% of FP17s for the same patient ID Re-attending between 3 & 9 months - Children	48	106	45.3%	57.2%	59.4%
% of FP17s for the same patient ID Re-attending between 3 & 9 months - Adults	255	601	42.4%	54.9%	55.5%
% of FP17s for Band 1 Urgent Courses	65	549	11.8%	9.1%	8.9%
% of FP17s Relating to Free Repair or Replacements	0	549	0.0%	0.7%	0.7%
% of FP17s Relating to Continuations	2	549	0.4%	0.6%	0.7%
% of Patients satisfied with the dentistry they have received	1	1	N/A	94.0%	93.6%
% of Patients satisfied with the time they had to wait for an appointment	1	1	N/A	90.1%	88.1%

* This is based on patients treated on this contract for their most recent course of treatment. Figures in italics indicate the base number of FP17s or Patient Questionnaire responses are less than 100. N/A is shown where the base number of responses is less than 10 during the period. % is calculated as Quantity/Base number*100

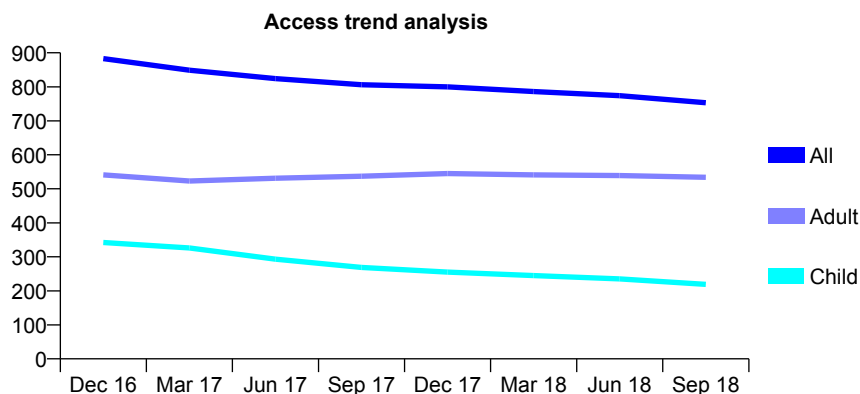
7A5 - Vital Signs At a Glance Contract Report for 108200/0006 - September 2018

Name or company name	Cardiff & Vale University Health Board
Contract type name	PDS Contract
Purpose of contract	General
Contract start date	01/04/2006
Contract end date	31/03/2019

18/19 Contracted general activity (UDA)	2,208
Carry forward general activity (UDA)	0
18/19 Contracted orthodontic activity (UOA)	0
Carry forward orthodontic activity (UOA)	0
Baseline contract value	£61,099.38

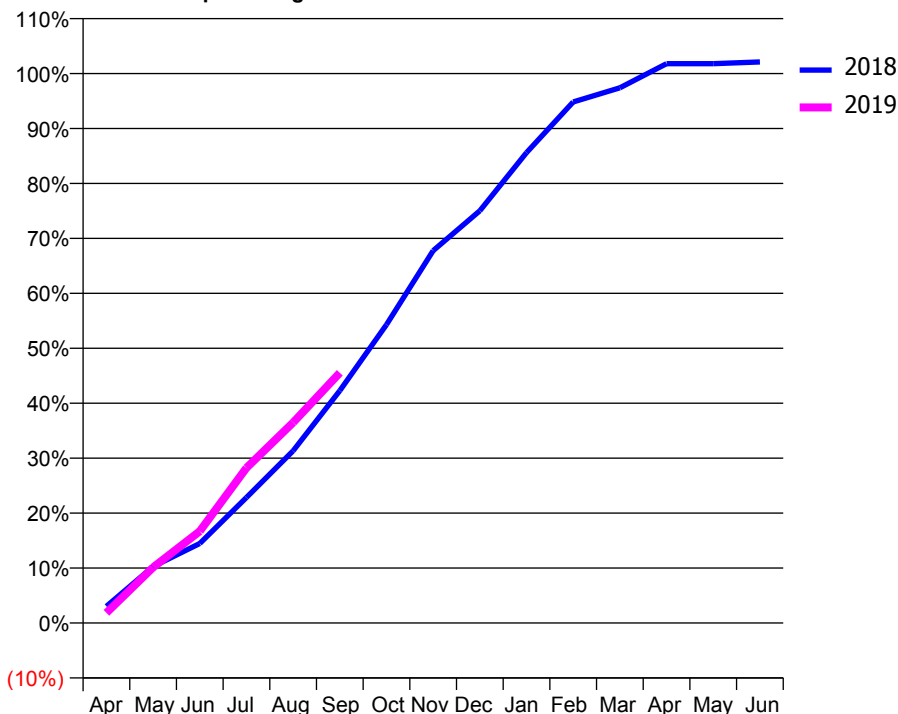
ACCESS*

Patients seen in 24 months	Total	Change since previous quarter
Quarter ending September 2017	806	
Quarter ending December 2017	800	→
Quarter ending March 2018	786	↓
Quarter ending June 2018	774	↓
Quarter ending September 2018	753	↓
Variance since September 2017	(6.6%)	↓



ACTIVITY

Cumulative percentage of contracted UDA delivered 2018 & 2019



Month	Adjusted Scheduled Activity (UDA)	
	2018	2019
April	67	41
May	227	224
June	320	369
July	504	624
August	692	805
September	933	1,005
October	1,199	
November	1,496	
December	1,657	
January	1,890	
February	2,094	
March	2,151	
April	2,248	
May	2,248	
June	2,255	

QUALITY

	Quantity	Base Number	Contract	LHB	Wales
% of FP17s for the same patient ID Re-attending within 3 months - Children	4	171	2.3%	6.8%	10.9%
% of FP17s for the same patient ID Re-attending within 3 months - Adults	34	393	8.7%	13.4%	15.6%
% of FP17s for the same patient ID Re-attending between 3 & 9 months - Children	102	171	59.6%	57.2%	59.4%
% of FP17s for the same patient ID Re-attending between 3 & 9 months - Adults	216	393	55.0%	54.9%	55.5%
% of FP17s for Band 1 Urgent Courses	26	498	5.2%	9.1%	8.9%
% of FP17s Relating to Free Repair or Replacements	5	498	1.0%	0.7%	0.7%
% of FP17s Relating to Continuations	1	498	0.2%	0.6%	0.7%
% of Patients satisfied with the dentistry they have received	3	4	N/A	94.0%	93.6%
% of Patients satisfied with the time they had to wait for an appointment	3	4	N/A	90.1%	88.1%

* This is based on patients treated on this contract for their most recent course of treatment. Figures in italics indicate the base number of FP17s or Patient Questionnaire responses are less than 100. N/A is shown where the base number of responses is less than 10 during the period. % is calculated as Quantity/Base number*100

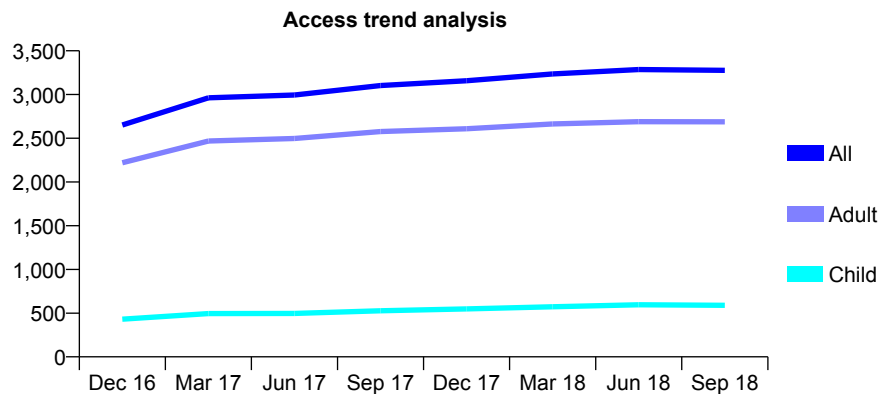
7A5 - Vital Signs At a Glance Contract Report for 116300/0008 - September 2018

Name or company name	Whitecross Dental Care Ltd
Contract type name	GDS Contract
Purpose of contract	General
Contract start date	01/04/2015
Contract end date	

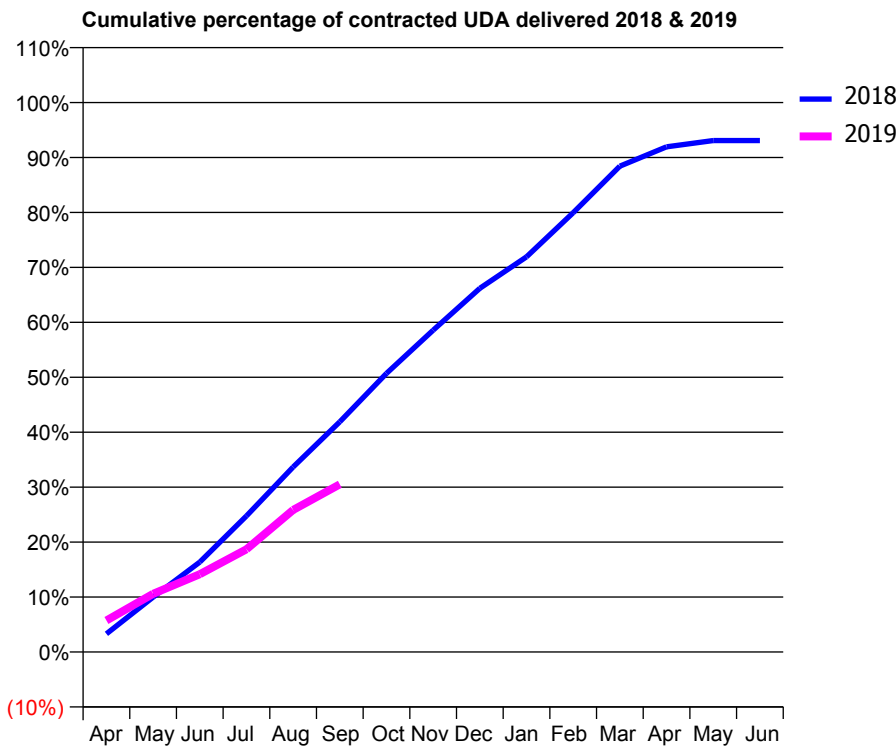
18/19 Contracted general activity (UDA)	12,228
Carry forward general activity (UDA)	0
18/19 Contracted orthodontic activity (UOA)	0
Carry forward orthodontic activity (UOA)	0
Baseline contract value	£335,170.25

ACCESS*

Patients seen in 24 months	Total	Change since previous quarter
Quarter ending September 2017	3,103	
Quarter ending December 2017	3,158	→
Quarter ending March 2018	3,236	↑
Quarter ending June 2018	3,286	→
Quarter ending September 2018	3,277	→
Variance since September 2017	5.6%	↑



ACTIVITY



Month	Adjusted Scheduled Activity (UDA)	
	2018	2019
April	406	702
May	1,221	1,295
June	2,003	1,731
July	3,029	2,287
August	4,118	3,163
September	5,124	3,731
October	6,201	
November	7,162	
December	8,094	
January	8,793	
February	9,776	
March	10,810	
April	11,241	
May	11,381	
June	11,381	

QUALITY

	Quantity	Base Number	Contract	LHB	Wales
% of FP17s for the same patient ID Re-attending within 3 months - Children	18	346	5.2%	6.8%	10.9%
% of FP17s for the same patient ID Re-attending within 3 months - Adults	165	1,587	10.4%	13.4%	15.6%
% of FP17s for the same patient ID Re-attending between 3 & 9 months - Children	193	346	55.8%	57.2%	59.4%
% of FP17s for the same patient ID Re-attending between 3 & 9 months - Adults	814	1,587	51.3%	54.9%	55.5%
% of FP17s for Band 1 Urgent Courses	113	1,721	6.6%	9.1%	8.9%
% of FP17s Relating to Free Repair or Replacements	2	1,721	0.1%	0.7%	0.7%
% of FP17s Relating to Continuations	13	1,721	0.8%	0.6%	0.7%
% of Patients satisfied with the dentistry they have received	3	3	N/A	94.0%	93.6%
% of Patients satisfied with the time they had to wait for an appointment	2	3	N/A	90.1%	88.1%

* This is based on patients treated on this contract for their most recent course of treatment. Figures in italics indicate the base number of FP17s or Patient Questionnaire responses are less than 100. N/A is shown where the base number of responses is less than 10 during the period. % is calculated as Quantity/Base number*100

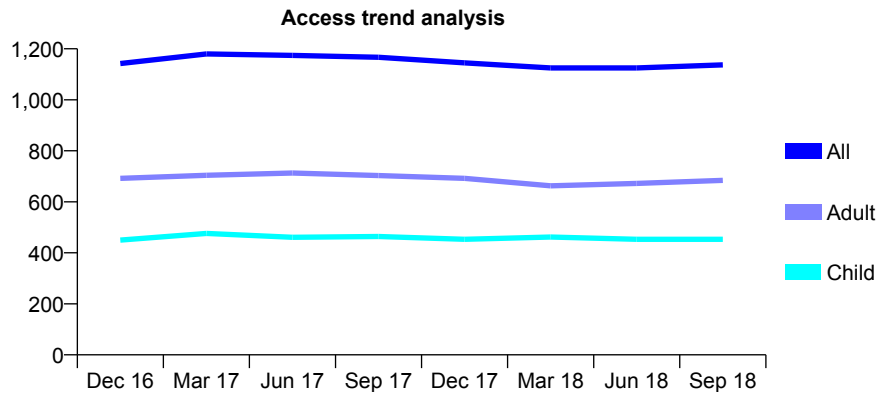
7A5 - Vital Signs At a Glance Contract Report for 119121/0001 - September 2018

Name or company name	Jamie Pugh Dental Healthcare Ltd
Contract type name	GDS Contract
Purpose of contract	General
Contract start date	20/04/2009
Contract end date	

18/19 Contracted general activity (UDA)	3,573
Carry forward general activity (UDA)	-2
18/19 Contracted orthodontic activity (UOA)	0
Carry forward orthodontic activity (UOA)	0
Baseline contract value	£116,890.98

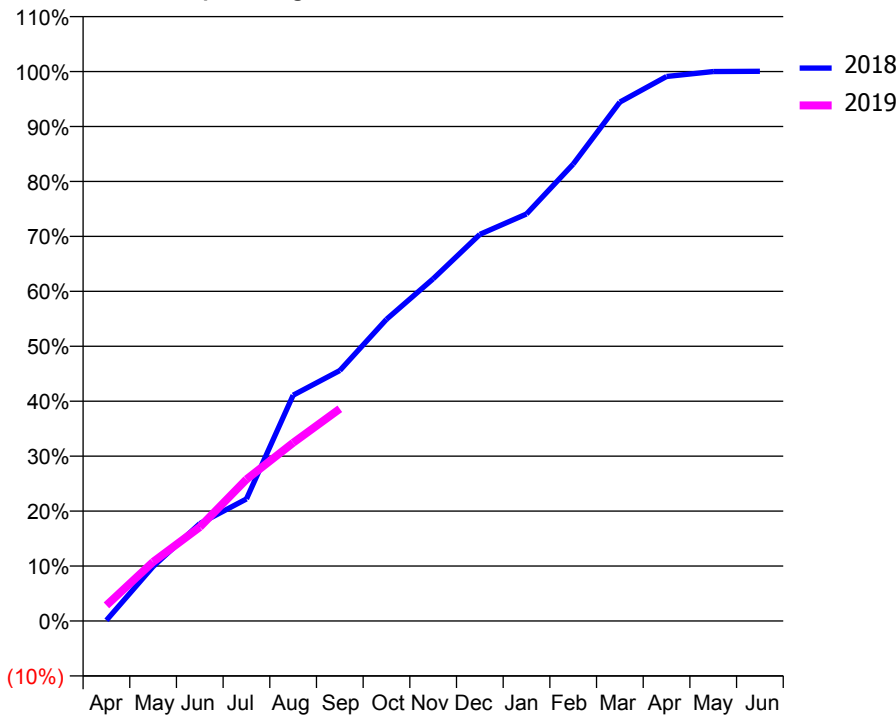
ACCESS*

Patients seen in 24 months	Total	Change since previous quarter
Quarter ending September 2017	1,167	
Quarter ending December 2017	1,145	↓
Quarter ending March 2018	1,125	↓
Quarter ending June 2018	1,125	→
Quarter ending September 2018	1,137	→
Variance since September 2017	(2.6%)	↓



ACTIVITY

Cumulative percentage of contracted UDA delivered 2018 & 2019



Month	Adjusted Scheduled Activity (UDA)	
	2018	2019
April	5	102
May	355	384
June	634	611
July	794	921
August	1,468	1,159
September	1,629	1,380
October	1,962	
November	2,226	
December	2,514	
January	2,647	
February	2,971	
March	3,374	
April	3,541	
May	3,573	
June	3,575	

QUALITY

	Quantity	Base Number	Contract	LHB	Wales
% of FP17s for the same patient ID Re-attending within 3 months - Children	20	349	5.7%	6.8%	10.9%
% of FP17s for the same patient ID Re-attending within 3 months - Adults	58	489	11.9%	13.4%	15.6%
% of FP17s for the same patient ID Re-attending between 3 & 9 months - Children	224	349	64.2%	57.2%	59.4%
% of FP17s for the same patient ID Re-attending between 3 & 9 months - Adults	277	489	56.6%	54.9%	55.5%
% of FP17s for Band 1 Urgent Courses	68	756	9.0%	9.1%	8.9%
% of FP17s Relating to Free Repair or Replacements	2	756	0.3%	0.7%	0.7%
% of FP17s Relating to Continuations	5	756	0.7%	0.6%	0.7%
% of Patients satisfied with the dentistry they have received	3	3	N/A	94.0%	93.6%
% of Patients satisfied with the time they had to wait for an appointment	3	3	N/A	90.1%	88.1%

* This is based on patients treated on this contract for their most recent course of treatment. Figures in italics indicate the base number of FP17s or Patient Questionnaire responses are less than 100. N/A is shown where the base number of responses is less than 10 during the period. % is calculated as Quantity/Base number*100

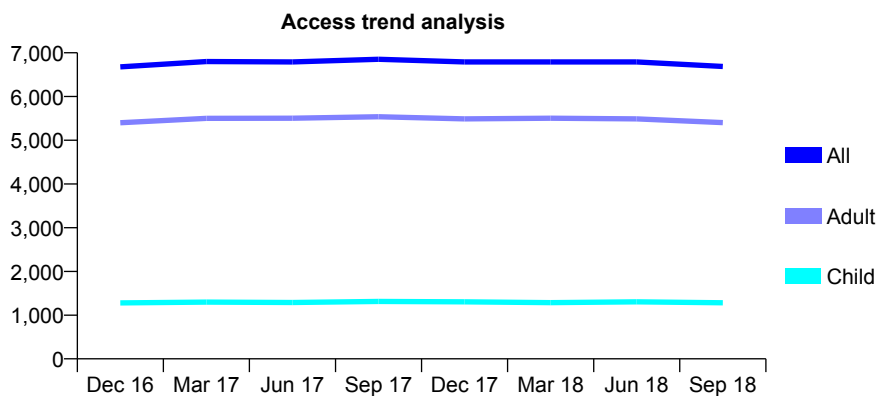
7A5 - Vital Signs At a Glance Contract Report for 121878/0001 - September 2018

Name or company name	Courtland Dental Centre Ltd
Contract type name	GDS Contract
Purpose of contract	General
Contract start date	01/04/2012
Contract end date	

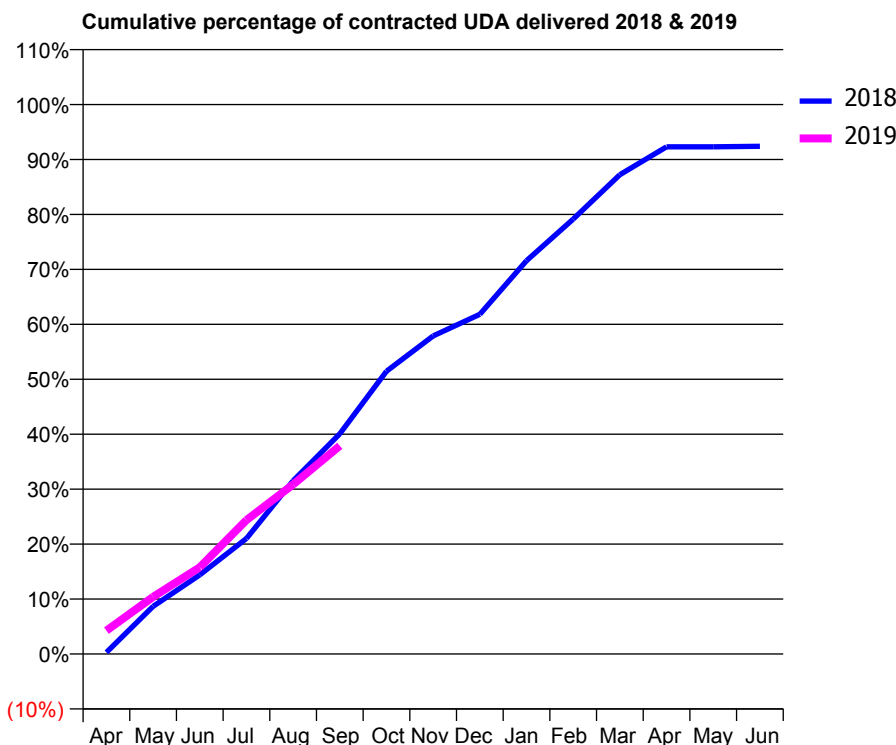
18/19 Contracted general activity (UDA)	22,192
Carry forward general activity (UDA)	0
18/19 Contracted orthodontic activity (UOA)	0
Carry forward orthodontic activity (UOA)	0
Baseline contract value	£657,100.82

ACCESS*

Patients seen in 24 months	Total	Change since previous quarter
Quarter ending September 2017	6,851	
Quarter ending December 2017	6,791	→
Quarter ending March 2018	6,790	→
Quarter ending June 2018	6,791	→
Quarter ending September 2018	6,686	↓
Variance since September 2017	(2.4%)	↓



ACTIVITY



Month	Adjusted Scheduled Activity (UDA)	
	2018	2019
April	69	947
May	1,917	2,308
June	3,183	3,501
July	4,647	5,408
August	6,974	6,847
September	8,858	8,410
October	11,373	
November	12,795	
December	13,665	
January	15,825	
February	17,499	
March	19,285	
April	20,402	
May	20,405	
June	20,424	

QUALITY

	Quantity	Base Number	Contract	LHB	Wales
% of FP17s for the same patient ID Re-attending within 3 months - Children	40	768	5.2%	6.8%	10.9%
% of FP17s for the same patient ID Re-attending within 3 months - Adults	548	3,856	14.2%	13.4%	15.6%
% of FP17s for the same patient ID Re-attending between 3 & 9 months - Children	393	768	51.2%	57.2%	59.4%
% of FP17s for the same patient ID Re-attending between 3 & 9 months - Adults	2,225	3,856	57.7%	54.9%	55.5%
% of FP17s for Band 1 Urgent Courses	371	4,164	8.9%	9.1%	8.9%
% of FP17s Relating to Free Repair or Replacements	20	4,164	0.5%	0.7%	0.7%
% of FP17s Relating to Continuations	41	4,164	1.0%	0.6%	0.7%
% of Patients satisfied with the dentistry they have received	17	18	94.4%	94.0%	93.6%
% of Patients satisfied with the time they had to wait for an appointment	18	18	100.0%	90.1%	88.1%

* This is based on patients treated on this contract for their most recent course of treatment. Figures in italics indicate the base number of FP17s or Patient Questionnaire responses are less than 100. N/A is shown where the base number of responses is less than 10 during the period. % is calculated as Quantity/Base number*100

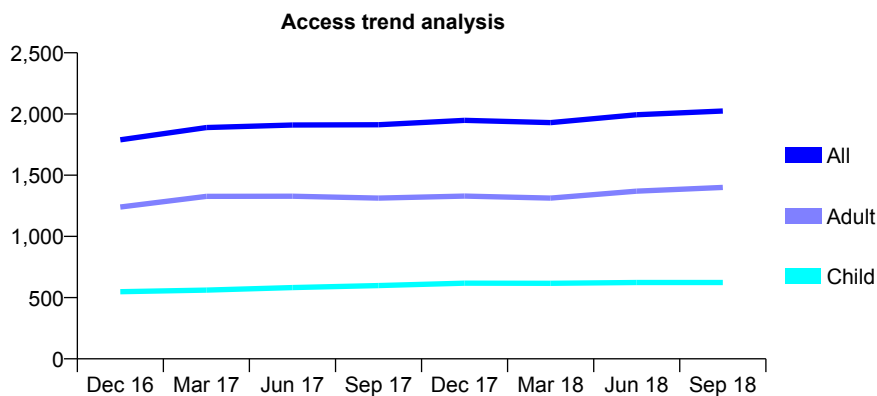
7A5 - Vital Signs At a Glance Contract Report for 132349/0001 - September 2018

Name or company name	Cenniniago Ltd
Contract type name	GDS Contract
Purpose of contract	General
Contract start date	01/08/2013
Contract end date	

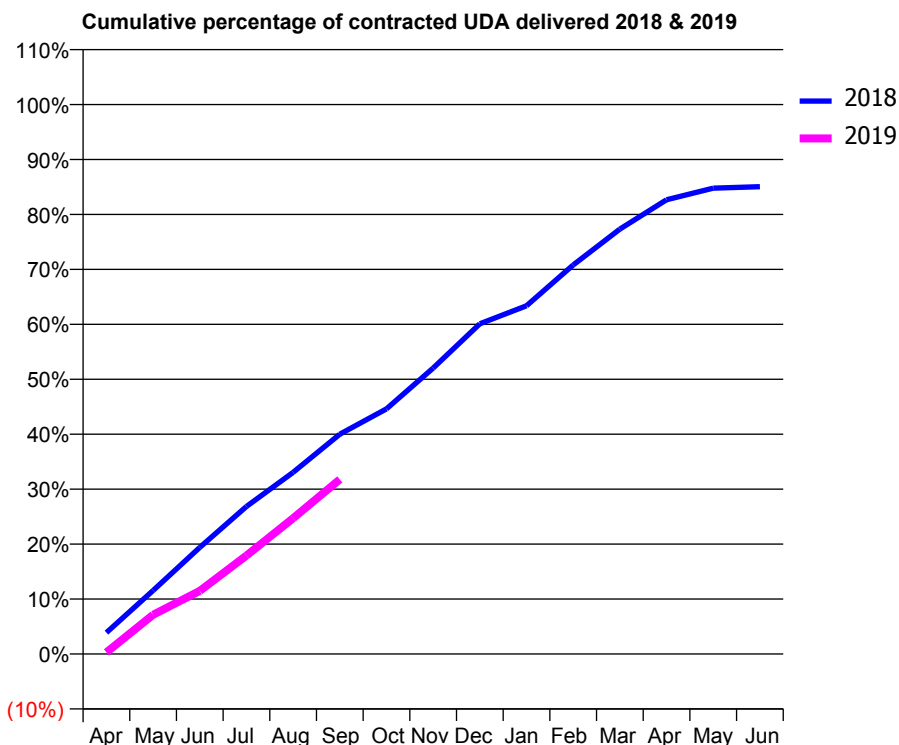
18/19 Contracted general activity (UDA)	5,273
Carry forward general activity (UDA)	0
18/19 Contracted orthodontic activity (UOA)	0
Carry forward orthodontic activity (UOA)	0
Baseline contract value	£133,070.99

ACCESS*

Patients seen in 24 months	Total	Change since previous quarter
Quarter ending September 2017	1,912	
Quarter ending December 2017	1,948	→
Quarter ending March 2018	1,930	→
Quarter ending June 2018	1,994	↑
Quarter ending September 2018	2,024	→
Variance since September 2017	5.9%	↑



ACTIVITY



Month	Adjusted Scheduled Activity (UDA)	
	2018	2019
April	206	15
May	609	377
June	1,023	606
July	1,416	944
August	1,744	1,303
September	2,110	1,675
October	2,353	
November	2,745	
December	3,169	
January	3,342	
February	3,734	
March	4,078	
April	4,359	
May	4,470	
June	4,484	

QUALITY

	Quantity	Base Number	Contract	LHB	Wales
% of FP17s for the same patient ID Re-attending within 3 months - Children	9	323	2.8%	6.8%	10.9%
% of FP17s for the same patient ID Re-attending within 3 months - Adults	66	709	9.3%	13.4%	15.6%
% of FP17s for the same patient ID Re-attending between 3 & 9 months - Children	151	323	46.7%	57.2%	59.4%
% of FP17s for the same patient ID Re-attending between 3 & 9 months - Adults	235	709	33.1%	54.9%	55.5%
% of FP17s for Band 1 Urgent Courses	64	845	7.6%	9.1%	8.9%
% of FP17s Relating to Free Repair or Replacements	4	845	0.5%	0.7%	0.7%
% of FP17s Relating to Continuations	0	845	0.0%	0.6%	0.7%
% of Patients satisfied with the dentistry they have received	7	7	N/A	94.0%	93.6%
% of Patients satisfied with the time they had to wait for an appointment	7	7	N/A	90.1%	88.1%

* This is based on patients treated on this contract for their most recent course of treatment. Figures in italics indicate the base number of FP17s or Patient Questionnaire responses are less than 100. N/A is shown where the base number of responses is less than 10 during the period. % is calculated as Quantity/Base number*100

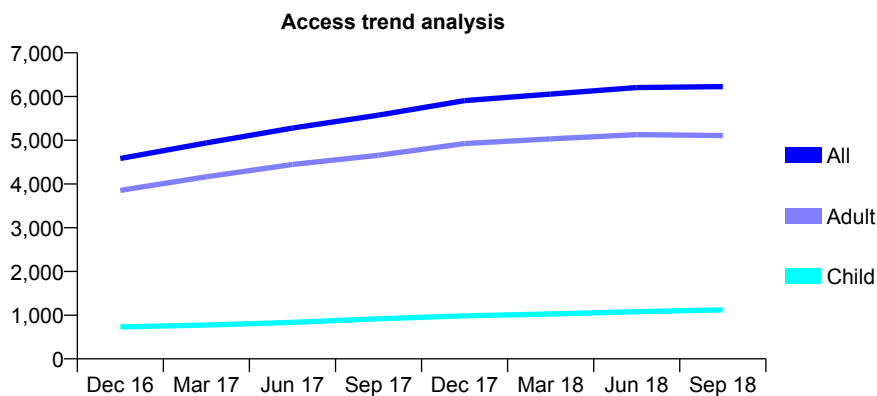
7A5 - Vital Signs At a Glance Contract Report for 134112/0001 - September 2018

Name or company name	R D Davies Ltd
Contract type name	GDS Contract
Purpose of contract	General
Contract start date	01/04/2009
Contract end date	

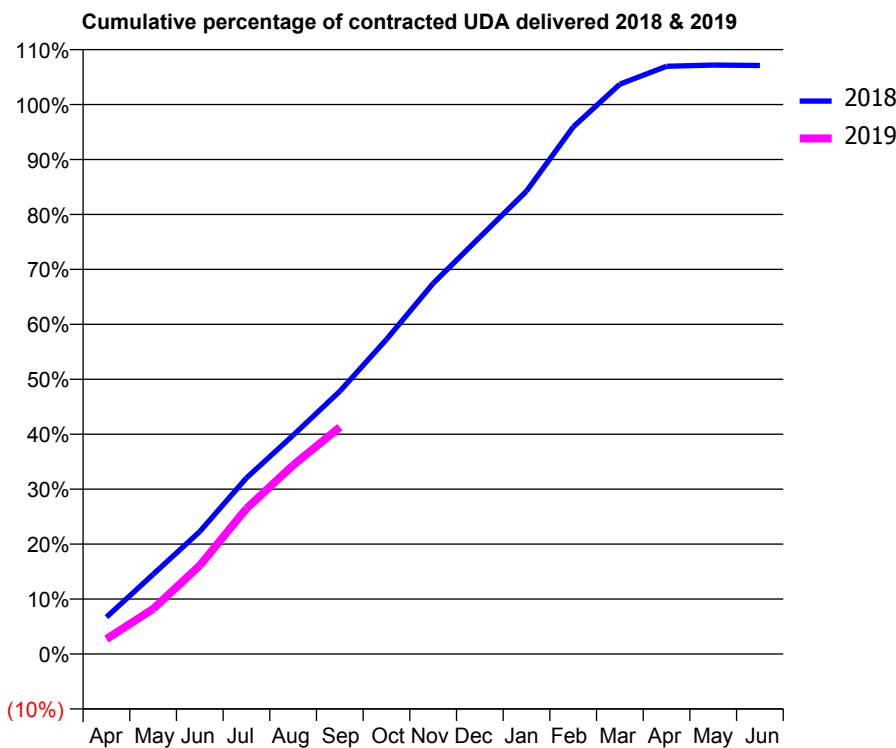
18/19 Contracted general activity (UDA)	21,257
Carry forward general activity (UDA)	0
18/19 Contracted orthodontic activity (UOA)	0
Carry forward orthodontic activity (UOA)	0
Baseline contract value	£604,409.38

ACCESS*

Patients seen in 24 months	Total	Change since previous quarter
Quarter ending September 2017	5,574	
Quarter ending December 2017	5,908	↑
Quarter ending March 2018	6,056	↑
Quarter ending June 2018	6,205	↑
Quarter ending September 2018	6,227	→
Variance since September 2017	11.7%	↑



ACTIVITY



Month	Adjusted Scheduled Activity (UDA)	
	2018	2019
April	1,427	581
May	3,080	1,746
June	4,737	3,428
July	6,810	5,632
August	8,463	7,305
September	10,164	8,776
October	12,171	
November	14,335	
December	16,127	
January	17,908	
February	20,387	
March	22,045	
April	22,735	
May	22,780	
June	22,765	

QUALITY

	Quantity	Base Number	Contract	LHB	Wales
% of FP17s for the same patient ID Re-attending within 3 months - Children	78	837	9.3%	6.8%	10.9%
% of FP17s for the same patient ID Re-attending within 3 months - Adults	574	3,456	16.6%	13.4%	15.6%
% of FP17s for the same patient ID Re-attending between 3 & 9 months - Children	472	837	56.4%	57.2%	59.4%
% of FP17s for the same patient ID Re-attending between 3 & 9 months - Adults	1,868	3,456	54.1%	54.9%	55.5%
% of FP17s for Band 1 Urgent Courses	423	3,990	10.6%	9.1%	8.9%
% of FP17s Relating to Free Repair or Replacements	21	3,990	0.5%	0.7%	0.7%
% of FP17s Relating to Continuations	28	3,990	0.7%	0.6%	0.7%
% of Patients satisfied with the dentistry they have received	23	24	95.8%	94.0%	93.6%
% of Patients satisfied with the time they had to wait for an appointment	21	24	87.5%	90.1%	88.1%

* This is based on patients treated on this contract for their most recent course of treatment. Figures in italics indicate the base number of FP17s or Patient Questionnaire responses are less than 100. N/A is shown where the base number of responses is less than 10 during the period. % is calculated as Quantity/Base number*100

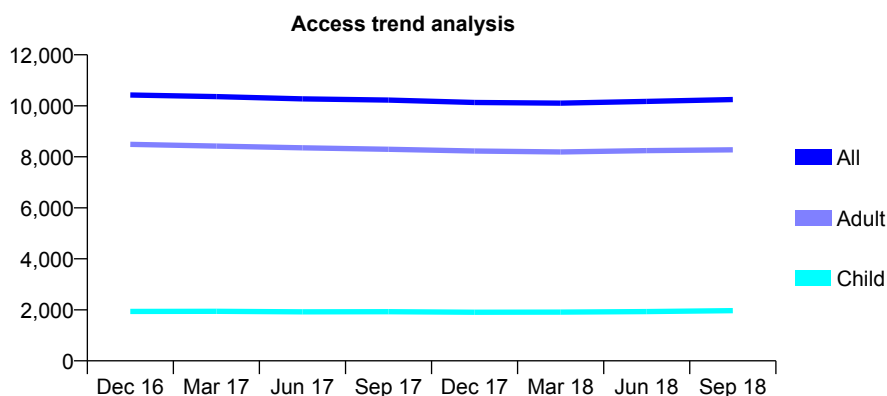
7A5 - Vital Signs At a Glance Contract Report for 142638/0003 - September 2018

Name or company name	The Goodwin Partnership Limited
Contract type name	GDS Contract
Purpose of contract	General
Contract start date	01/04/2009
Contract end date	

18/19 Contracted general activity (UDA)	31,894
Carry forward general activity (UDA)	515
18/19 Contracted orthodontic activity (UOA)	0
Carry forward orthodontic activity (UOA)	0
Baseline contract value	£773,346.50

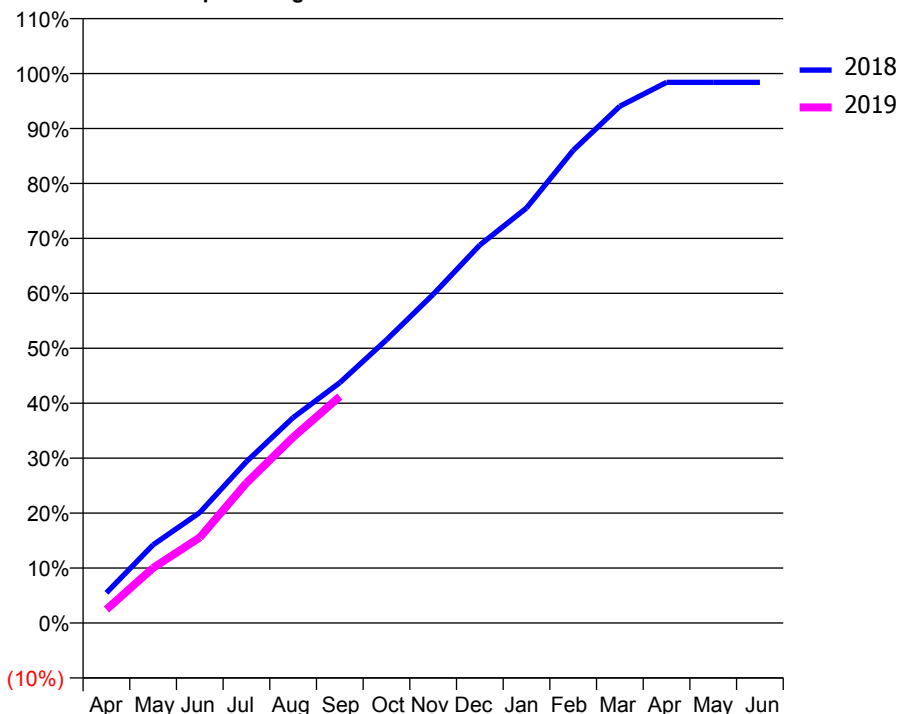
ACCESS*

Patients seen in 24 months	Total	Change since previous quarter
Quarter ending September 2017	10,224	
Quarter ending December 2017	10,133	→
Quarter ending March 2018	10,102	→
Quarter ending June 2018	10,174	→
Quarter ending September 2018	10,245	→
Variance since September 2017	0.2%	→



ACTIVITY

Cumulative percentage of contracted UDA delivered 2018 & 2019



Adjusted Scheduled Activity (UDA)

Month	2018	2019
April	1,750	782
May	4,536	3,198
June	6,412	4,968
July	9,365	8,131
August	11,920	10,781
September	13,947	13,149
October	16,436	
November	19,073	
December	21,941	
January	24,091	
February	27,434	
March	29,992	
April	31,379	
May	31,378	
June	31,379	

QUALITY

	Quantity	Base Number	Contract	LHB	Wales
% of FP17s for the same patient ID Re-attending within 3 months - Children	81	1,395	5.8%	6.8%	10.9%
% of FP17s for the same patient ID Re-attending within 3 months - Adults	839	6,451	13.0%	13.4%	15.6%
% of FP17s for the same patient ID Re-attending between 3 & 9 months - Children	742	1,395	53.2%	57.2%	59.4%
% of FP17s for the same patient ID Re-attending between 3 & 9 months - Adults	3,709	6,451	57.5%	54.9%	55.5%
% of FP17s for Band 1 Urgent Courses	569	7,213	7.9%	9.1%	8.9%
% of FP17s Relating to Free Repair or Replacements	47	7,213	0.7%	0.7%	0.7%
% of FP17s Relating to Continuations	50	7,213	0.7%	0.6%	0.7%
% of Patients satisfied with the dentistry they have received	38	42	90.5%	94.0%	93.6%
% of Patients satisfied with the time they had to wait for an appointment	36	42	85.7%	90.1%	88.1%

* This is based on patients treated on this contract for their most recent course of treatment. Figures in italics indicate the base number of FP17s or Patient Questionnaire responses are less than 100. N/A is shown where the base number of responses is less than 10 during the period. % is calculated as Quantity/Base number*100

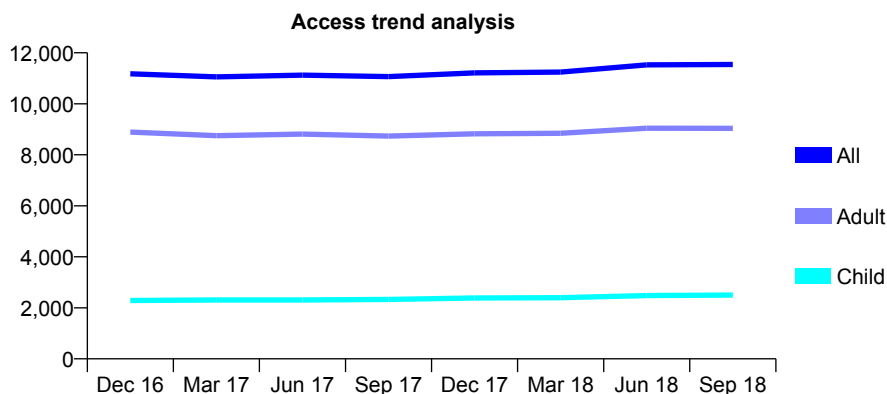
7A5 - Vital Signs At a Glance Contract Report for 158194/0018 - September 2018

Name or company name	Denticare Ltd
Contract type name	GDS Contract
Purpose of contract	General
Contract start date	01/12/2007
Contract end date	

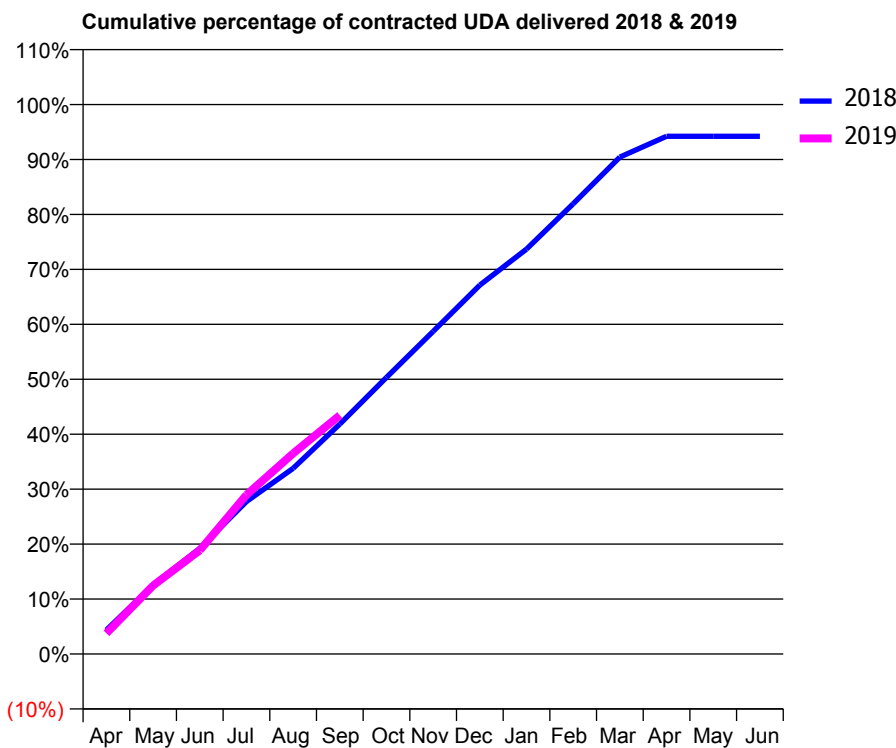
18/19 Contracted general activity (UDA)	40,000
Carry forward general activity (UDA)	0
18/19 Contracted orthodontic activity (UOA)	0
Carry forward orthodontic activity (UOA)	0
Baseline contract value	£969,588.00

ACCESS*

Patients seen in 24 months	Total	Change since previous quarter
Quarter ending September 2017	11,065	
Quarter ending December 2017	11,211	→
Quarter ending March 2018	11,242	→
Quarter ending June 2018	11,525	↑
Quarter ending September 2018	11,541	→
Variance since September 2017	4.3%	↑



ACTIVITY



Month	Adjusted Scheduled Activity (UDA)	
	2018	2019
April	1,753	1,509
May	5,037	4,988
June	7,694	7,550
July	11,099	11,589
August	13,516	14,603
September	16,741	17,379
October	20,140	
November	23,484	
December	26,850	
January	29,473	
February	32,774	
March	36,175	
April	37,687	
May	37,691	
June	37,690	

QUALITY

	Quantity	Base Number	Contract	LHB	Wales
% of FP17s for the same patient ID Re-attending within 3 months - Children	139	1,950	7.1%	6.8%	10.9%
% of FP17s for the same patient ID Re-attending within 3 months - Adults	711	6,585	10.8%	13.4%	15.6%
% of FP17s for the same patient ID Re-attending between 3 & 9 months - Children	1,206	1,950	61.8%	57.2%	59.4%
% of FP17s for the same patient ID Re-attending between 3 & 9 months - Adults	4,069	6,585	61.8%	54.9%	55.5%
% of FP17s for Band 1 Urgent Courses	449	8,001	5.6%	9.1%	8.9%
% of FP17s Relating to Free Repair or Replacements	59	8,001	0.7%	0.7%	0.7%
% of FP17s Relating to Continuations	95	8,001	1.2%	0.6%	0.7%
% of Patients satisfied with the dentistry they have received	37	37	100.0%	94.0%	93.6%
% of Patients satisfied with the time they had to wait for an appointment	34	37	91.9%	90.1%	88.1%

* This is based on patients treated on this contract for their most recent course of treatment. Figures in italics indicate the base number of FP17s or Patient Questionnaire responses are less than 100. N/A is shown where the base number of responses is less than 10 during the period. % is calculated as Quantity/Base number*100

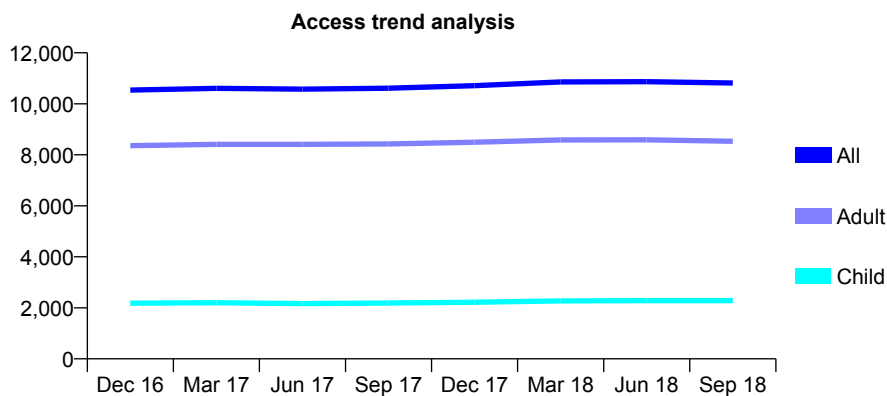
7A5 - Vital Signs At a Glance Contract Report for 178551/0001 - September 2018

Name or company name	Bryant Dental Practice Limited
Contract type name	GDS Contract
Purpose of contract	General
Contract start date	01/04/2008
Contract end date	

18/19 Contracted general activity (UDA)	36,793
Carry forward general activity (UDA)	-1,438
18/19 Contracted orthodontic activity (UOA)	0
Carry forward orthodontic activity (UOA)	0
Baseline contract value	£845,640.65

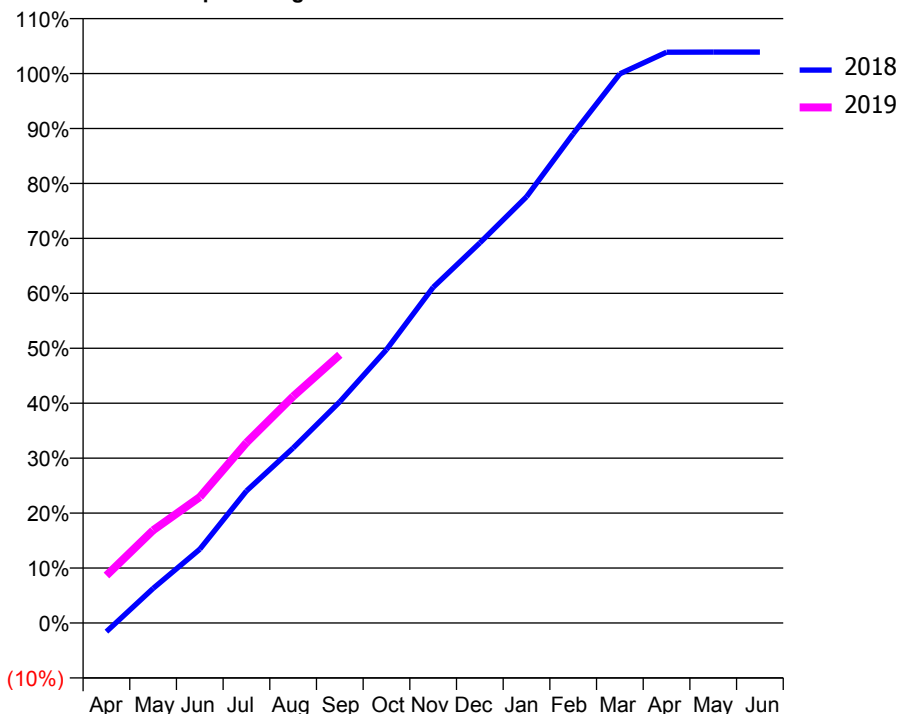
ACCESS*

Patients seen in 24 months	Total	Change since previous quarter
Quarter ending September 2017	10,610	
Quarter ending December 2017	10,713	→
Quarter ending March 2018	10,856	→
Quarter ending June 2018	10,869	→
Quarter ending September 2018	10,814	→
Variance since September 2017	1.9%	→



ACTIVITY

Cumulative percentage of contracted UDA delivered 2018 & 2019



Month	Adjusted Scheduled Activity (UDA)	
	2018	2019
April	-583	3,179
May	2,318	6,207
June	4,938	8,436
July	8,844	12,071
August	11,723	15,171
September	14,819	17,957
October	18,304	
November	22,473	
December	25,453	
January	28,544	
February	32,757	
March	36,770	
April	38,217	
May	38,231	
June	38,231	

QUALITY

	Quantity	Base Number	Contract	LHB	Wales
% of FP17s for the same patient ID Re-attending within 3 months - Children	137	1,495	9.2%	6.8%	10.9%
% of FP17s for the same patient ID Re-attending within 3 months - Adults	951	5,661	16.8%	13.4%	15.6%
% of FP17s for the same patient ID Re-attending between 3 & 9 months - Children	745	1,495	49.8%	57.2%	59.4%
% of FP17s for the same patient ID Re-attending between 3 & 9 months - Adults	2,978	5,661	52.6%	54.9%	55.5%
% of FP17s for Band 1 Urgent Courses	682	6,589	10.4%	9.1%	8.9%
% of FP17s Relating to Free Repair or Replacements	92	6,589	1.4%	0.7%	0.7%
% of FP17s Relating to Continuations	17	6,589	0.3%	0.6%	0.7%
% of Patients satisfied with the dentistry they have received	38	39	97.4%	94.0%	93.6%
% of Patients satisfied with the time they had to wait for an appointment	35	39	89.7%	90.1%	88.1%

* This is based on patients treated on this contract for their most recent course of treatment. Figures in italics indicate the base number of FP17s or Patient Questionnaire responses are less than 100. N/A is shown where the base number of responses is less than 10 during the period. % is calculated as Quantity/Base number*100

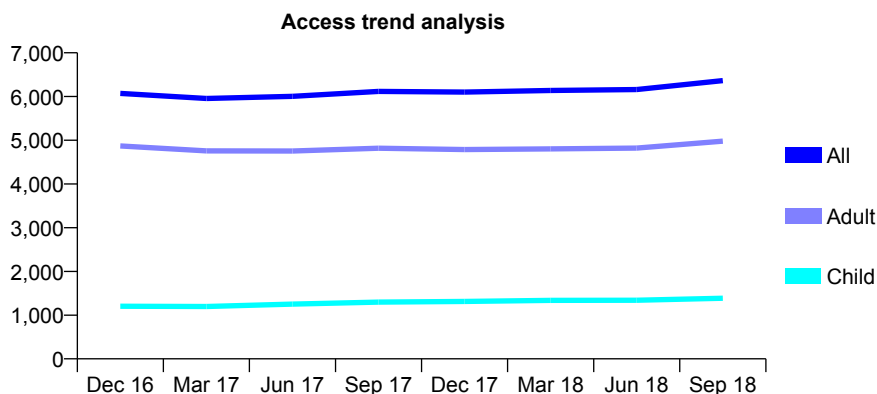
7A5 - Vital Signs At a Glance Contract Report for 178756/0001 - September 2018

Name or company name	N Khan Awal and Associates Ltd
Contract type name	GDS Contract
Purpose of contract	General
Contract start date	01/01/2010
Contract end date	

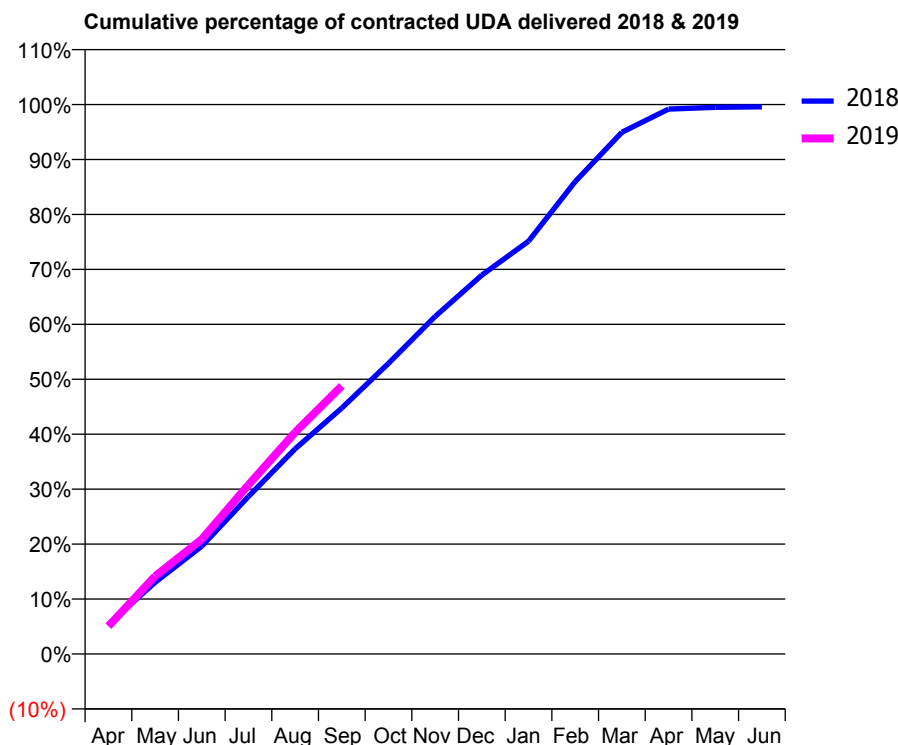
18/19 Contracted general activity (UDA)	20,969
Carry forward general activity (UDA)	-195
18/19 Contracted orthodontic activity (UOA)	0
Carry forward orthodontic activity (UOA)	0
Baseline contract value	£452,526.48

ACCESS*

Patients seen in 24 months	Total	Change since previous quarter
Quarter ending September 2017	6,116	
Quarter ending December 2017	6,102	→
Quarter ending March 2018	6,139	→
Quarter ending June 2018	6,161	→
Quarter ending September 2018	6,364	↑
Variance since September 2017	4.1%	↑



ACTIVITY



Month	Adjusted Scheduled Activity (UDA)	
	2018	2019
April	1,131	1,061
May	2,736	2,969
June	4,116	4,380
July	6,014	6,456
August	7,829	8,461
September	9,385	10,232
October	11,090	
November	12,880	
December	14,457	
January	15,752	
February	18,024	
March	19,910	
April	20,793	
May	20,860	
June	20,879	

QUALITY

	Quantity	Base Number	Contract	LHB	Wales
% of FP17s for the same patient ID Re-attending within 3 months - Children	55	1,060	5.2%	6.8%	10.9%
% of FP17s for the same patient ID Re-attending within 3 months - Adults	424	3,842	11.0%	13.4%	15.6%
% of FP17s for the same patient ID Re-attending between 3 & 9 months - Children	625	1,060	59.0%	57.2%	59.4%
% of FP17s for the same patient ID Re-attending between 3 & 9 months - Adults	2,324	3,842	60.5%	54.9%	55.5%
% of FP17s for Band 1 Urgent Courses	225	4,504	5.0%	9.1%	8.9%
% of FP17s Relating to Free Repair or Replacements	57	4,504	1.3%	0.7%	0.7%
% of FP17s Relating to Continuations	53	4,504	1.2%	0.6%	0.7%
% of Patients satisfied with the dentistry they have received	17	17	100.0%	94.0%	93.6%
% of Patients satisfied with the time they had to wait for an appointment	16	17	94.1%	90.1%	88.1%

* This is based on patients treated on this contract for their most recent course of treatment. Figures in italics indicate the base number of FP17s or Patient Questionnaire responses are less than 100. N/A is shown where the base number of responses is less than 10 during the period. % is calculated as Quantity/Base number*100

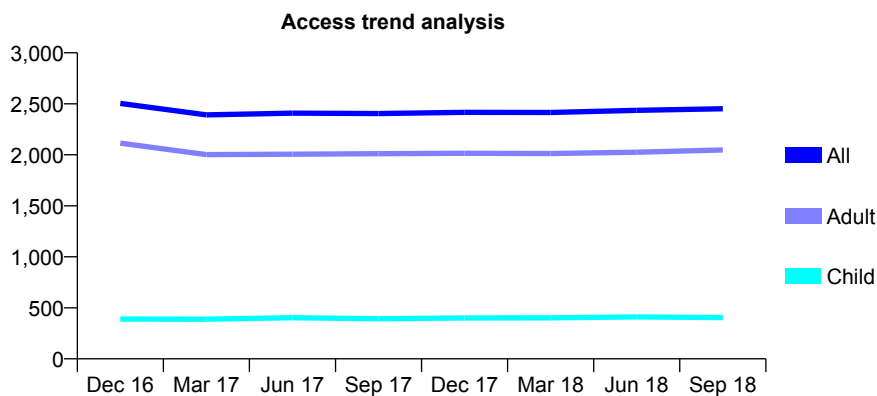
7A5 - Vital Signs At a Glance Contract Report for 180416/0001 - September 2018

Name or company name	Croft Practice Limited
Contract type name	GDS Contract
Purpose of contract	General
Contract start date	01/04/2009
Contract end date	

18/19 Contracted general activity (UDA)	8,558
Carry forward general activity (UDA)	-198
18/19 Contracted orthodontic activity (UOA)	0
Carry forward orthodontic activity (UOA)	0
Baseline contract value	£206,425.66

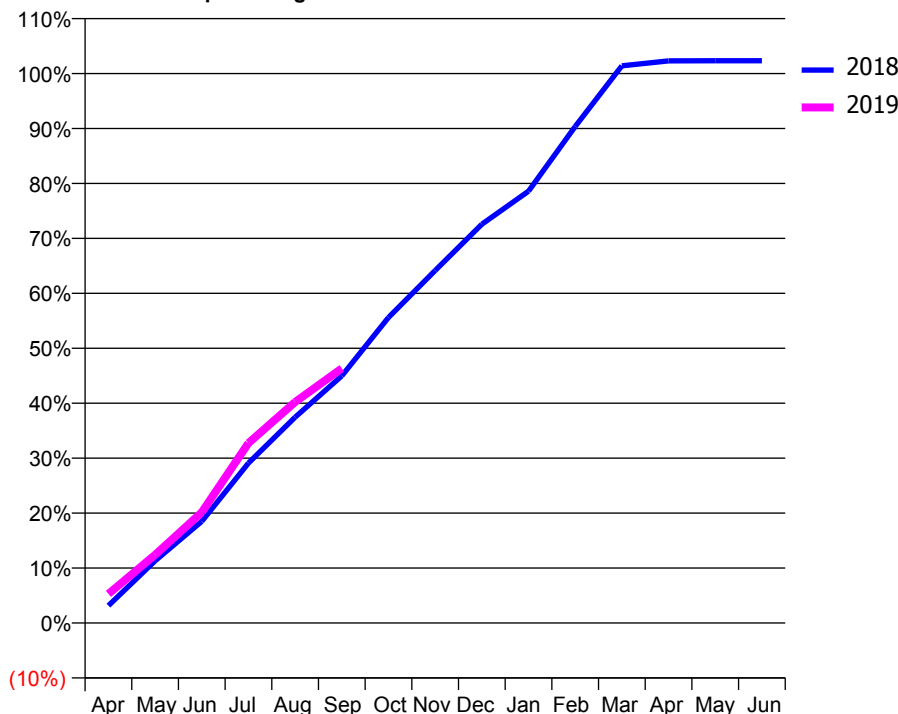
ACCESS*

Patients seen in 24 months	Total	Change since previous quarter
Quarter ending September 2017	2,404	
Quarter ending December 2017	2,416	→
Quarter ending March 2018	2,415	→
Quarter ending June 2018	2,436	→
Quarter ending September 2018	2,452	→
Variance since September 2017	2.0%	→



ACTIVITY

Cumulative percentage of contracted UDA delivered 2018 & 2019



Month	Adjusted Scheduled Activity (UDA)	
	2018	2019
April	270	454
May	969	1,062
June	1,584	1,724
July	2,490	2,803
August	3,206	3,443
September	3,850	3,965
October	4,759	
November	5,489	
December	6,210	
January	6,725	
February	7,733	
March	8,677	
April	8,754	
May	8,757	
June	8,756	

QUALITY

	Quantity	Base Number	Contract	LHB	Wales
% of FP17s for the same patient ID Re-attending within 3 months - Children	6	288	2.1%	6.8%	10.9%
% of FP17s for the same patient ID Re-attending within 3 months - Adults	165	1,597	10.3%	13.4%	15.6%
% of FP17s for the same patient ID Re-attending between 3 & 9 months - Children	185	288	64.2%	57.2%	59.4%
% of FP17s for the same patient ID Re-attending between 3 & 9 months - Adults	985	1,597	61.7%	54.9%	55.5%
% of FP17s for Band 1 Urgent Courses	95	1,839	5.2%	9.1%	8.9%
% of FP17s Relating to Free Repair or Replacements	11	1,839	0.6%	0.7%	0.7%
% of FP17s Relating to Continuations	9	1,839	0.5%	0.6%	0.7%
% of Patients satisfied with the dentistry they have received	15	18	83.3%	94.0%	93.6%
% of Patients satisfied with the time they had to wait for an appointment	15	18	83.3%	90.1%	88.1%

* This is based on patients treated on this contract for their most recent course of treatment. Figures in italics indicate the base number of FP17s or Patient Questionnaire responses are less than 100. N/A is shown where the base number of responses is less than 10 during the period. % is calculated as Quantity/Base number*100

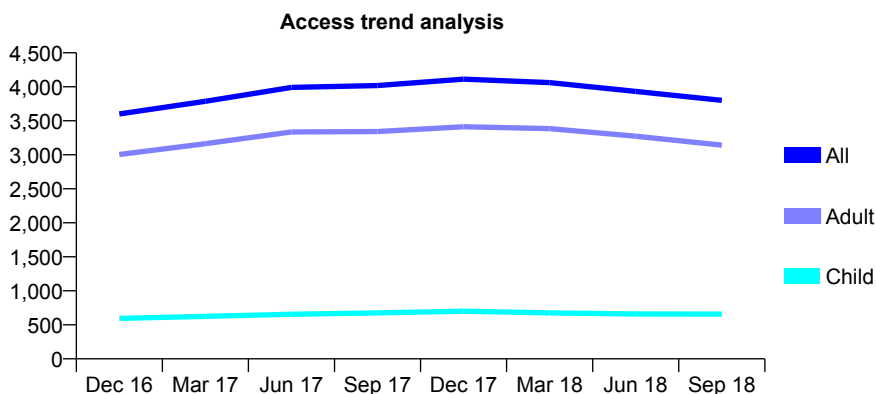
7A5 - Vital Signs At a Glance Contract Report for 181927/0001 - September 2018

Name or company name	Jamshad & Daraie
Contract type name	GDS Contract
Purpose of contract	General
Contract start date	01/07/2015
Contract end date	

18/19 Contracted general activity (UDA)	12,245
Carry forward general activity (UDA)	386
18/19 Contracted orthodontic activity (UOA)	0
Carry forward orthodontic activity (UOA)	0
Baseline contract value	£312,753.31

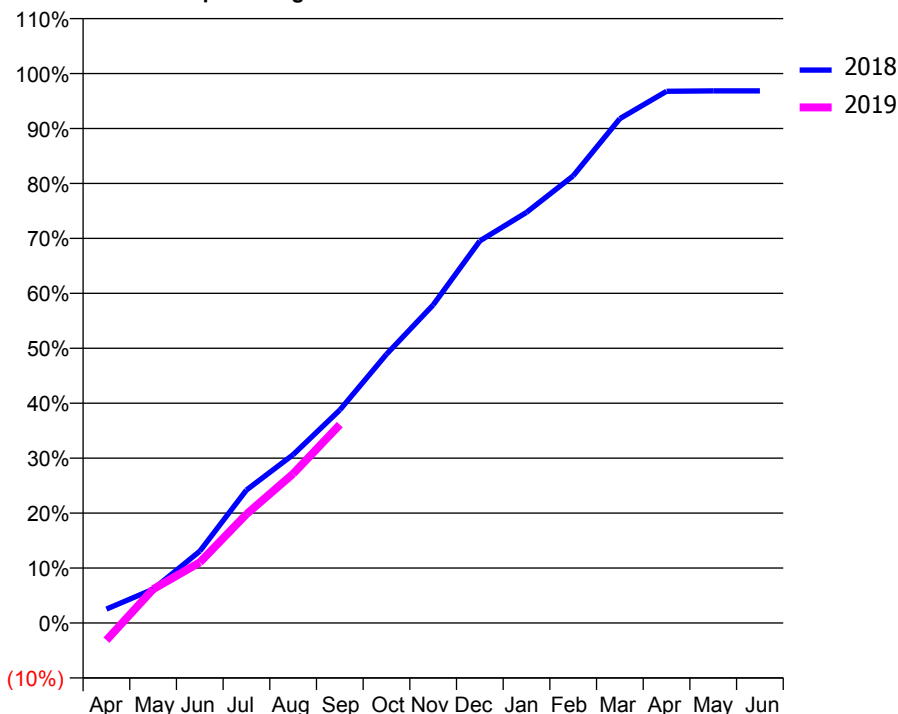
ACCESS*

Patients seen in 24 months	Total	Change since previous quarter
Quarter ending September 2017	4,018	
Quarter ending December 2017	4,113	↑
Quarter ending March 2018	4,061	↓
Quarter ending June 2018	3,932	↓
Quarter ending September 2018	3,800	↓
Variance since September 2017	(5.4%)	↓



ACTIVITY

Cumulative percentage of contracted UDA delivered 2018 & 2019



Month	Adjusted Scheduled Activity (UDA)	
	2018	2019
April	311	-386
May	752	754
June	1,601	1,351
July	2,965	2,427
August	3,751	3,328
September	4,748	4,421
October	5,988	
November	7,087	
December	8,514	
January	9,150	
February	9,966	
March	11,241	
April	11,850	
May	11,859	
June	11,859	

QUALITY

	Quantity	Base Number	Contract	LHB	Wales
% of FP17s for the same patient ID Re-attending within 3 months - Children	10	407	2.5%	6.8%	10.9%
% of FP17s for the same patient ID Re-attending within 3 months - Adults	126	1,883	6.7%	13.4%	15.6%
% of FP17s for the same patient ID Re-attending between 3 & 9 months - Children	203	407	49.9%	57.2%	59.4%
% of FP17s for the same patient ID Re-attending between 3 & 9 months - Adults	1,166	1,883	61.9%	54.9%	55.5%
% of FP17s for Band 1 Urgent Courses	39	2,100	1.9%	9.1%	8.9%
% of FP17s Relating to Free Repair or Replacements	6	2,100	0.3%	0.7%	0.7%
% of FP17s Relating to Continuations	1	2,100	0.0%	0.6%	0.7%
% of Patients satisfied with the dentistry they have received	11	13	84.6%	94.0%	93.6%
% of Patients satisfied with the time they had to wait for an appointment	11	13	84.6%	90.1%	88.1%

* This is based on patients treated on this contract for their most recent course of treatment. Figures in italics indicate the base number of FP17s or Patient Questionnaire responses are less than 100. N/A is shown where the base number of responses is less than 10 during the period. % is calculated as Quantity/Base number*100

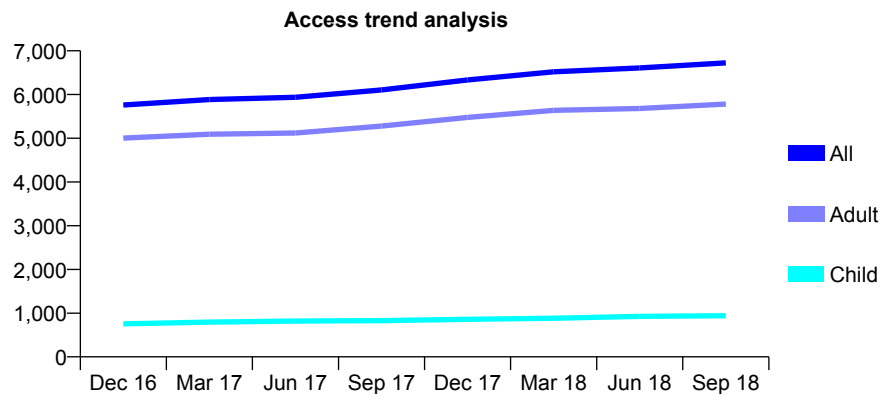
7A5 - Vital Signs At a Glance Contract Report for 197955/0001 - September 2018

Name or company name	United Dental Ltd
Contract type name	GDS Contract
Purpose of contract	General
Contract start date	01/01/2012
Contract end date	

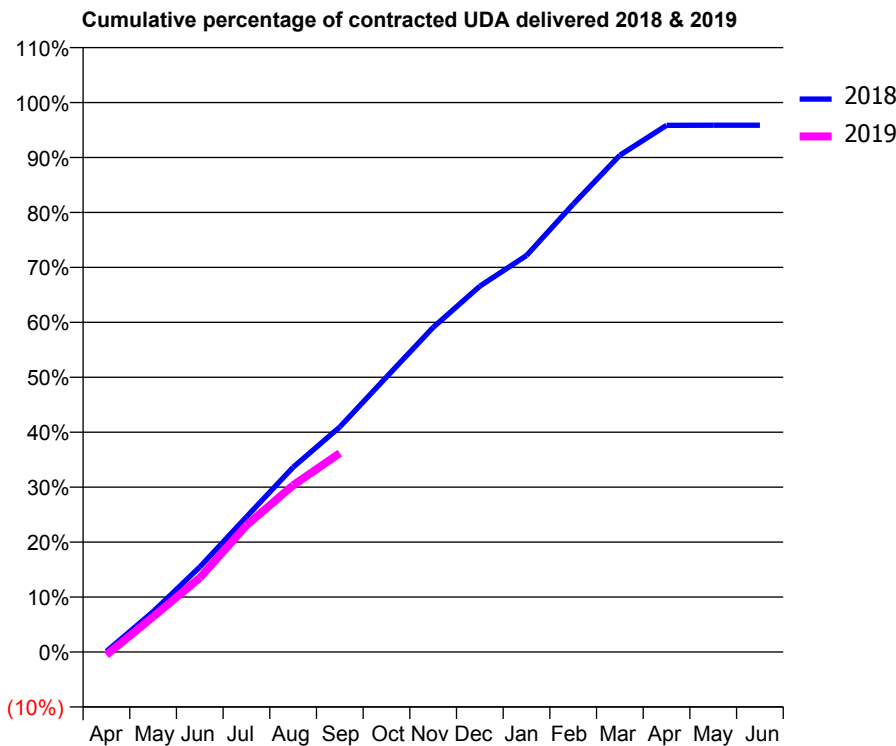
18/19 Contracted general activity (UDA)	21,500
Carry forward general activity (UDA)	886
18/19 Contracted orthodontic activity (UOA)	0
Carry forward orthodontic activity (UOA)	0
Baseline contract value	£515,536.71

ACCESS*

Patients seen in 24 months	Total	Change since previous quarter
Quarter ending September 2017	6,104	
Quarter ending December 2017	6,335	↑
Quarter ending March 2018	6,521	↑
Quarter ending June 2018	6,609	→
Quarter ending September 2018	6,723	→
Variance since September 2017	10.1%	↑



ACTIVITY



Month	Adjusted Scheduled Activity (UDA)	
	2018	2019
April	25	-118
May	1,579	1,381
June	3,324	2,906
July	5,290	4,957
August	7,230	6,522
September	8,802	7,781
October	10,762	
November	12,704	
December	14,315	
January	15,515	
February	17,521	
March	19,437	
April	20,608	
May	20,614	
June	20,614	

QUALITY

	Quantity	Base Number	Contract	LHB	Wales
% of FP17s for the same patient ID Re-attending within 3 months - Children	45	652	6.9%	6.8%	10.9%
% of FP17s for the same patient ID Re-attending within 3 months - Adults	598	3,958	15.1%	13.4%	15.6%
% of FP17s for the same patient ID Re-attending between 3 & 9 months - Children	359	652	55.1%	57.2%	59.4%
% of FP17s for the same patient ID Re-attending between 3 & 9 months - Adults	2,016	3,958	50.9%	54.9%	55.5%
% of FP17s for Band 1 Urgent Courses	441	4,238	10.4%	9.1%	8.9%
% of FP17s Relating to Free Repair or Replacements	42	4,238	1.0%	0.7%	0.7%
% of FP17s Relating to Continuations	51	4,238	1.2%	0.6%	0.7%
% of Patients satisfied with the dentistry they have received	27	27	100.0%	94.0%	93.6%
% of Patients satisfied with the time they had to wait for an appointment	24	27	88.9%	90.1%	88.1%

* This is based on patients treated on this contract for their most recent course of treatment. Figures in italics indicate the base number of FP17s or Patient Questionnaire responses are less than 100. N/A is shown where the base number of responses is less than 10 during the period. % is calculated as Quantity/Base number*100

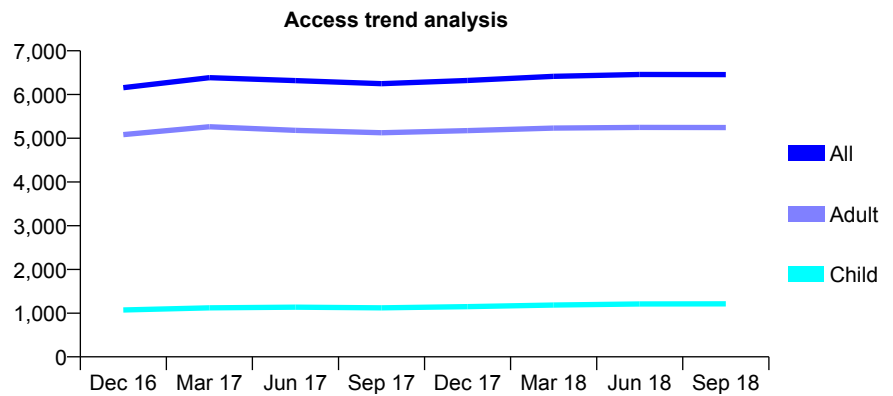
7A5 - Vital Signs At a Glance Contract Report for 197955/0002 - September 2018

Name or company name	United Dental Ltd
Contract type name	GDS Contract
Purpose of contract	General
Contract start date	01/04/2015
Contract end date	

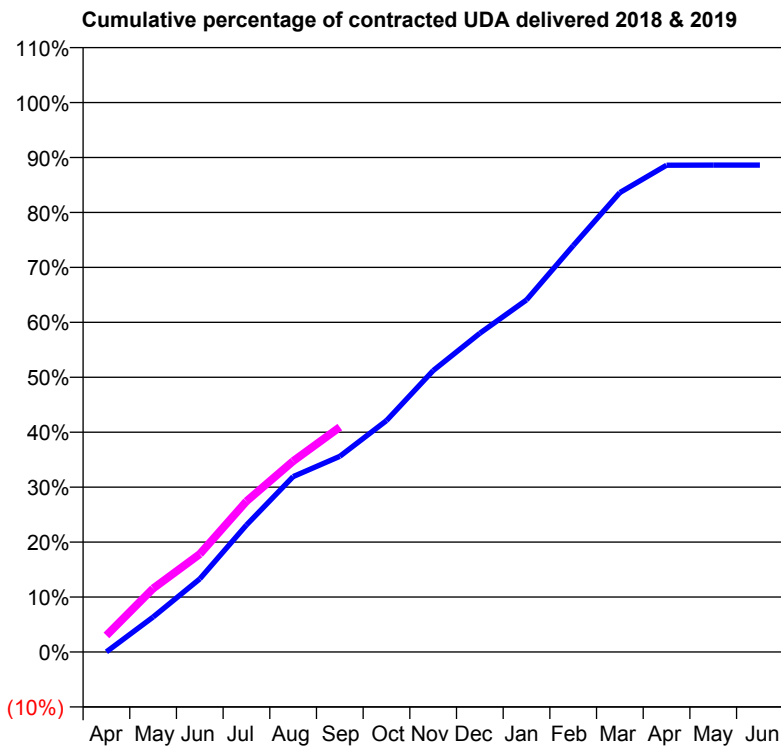
18/19 Contracted general activity (UDA)	21,500
Carry forward general activity (UDA)	0
18/19 Contracted orthodontic activity (UOA)	0
Carry forward orthodontic activity (UOA)	0
Baseline contract value	£515,536.70

ACCESS*

Patients seen in 24 months	Total	Change since previous quarter
Quarter ending September 2017	6,247	
Quarter ending December 2017	6,322	→
Quarter ending March 2018	6,417	→
Quarter ending June 2018	6,458	→
Quarter ending September 2018	6,457	→
Variance since September 2017	3.4%	↑



ACTIVITY



Month	Adjusted Scheduled Activity (UDA)	
	2018	2019
April	10	652
May	1,369	2,486
June	2,862	3,835
July	4,970	5,898
August	6,866	7,468
September	7,656	8,798
October	9,055	
November	11,011	
December	12,472	
January	13,777	
February	15,902	
March	17,976	
April	19,048	
May	19,052	
June	19,052	

QUALITY

	Quantity	Base Number	Contract	LHB	Wales
% of FP17s for the same patient ID Re-attending within 3 months - Children	38	933	4.1%	6.8%	10.9%
% of FP17s for the same patient ID Re-attending within 3 months - Adults	382	3,659	10.4%	13.4%	15.6%
% of FP17s for the same patient ID Re-attending between 3 & 9 months - Children	640	933	68.6%	57.2%	59.4%
% of FP17s for the same patient ID Re-attending between 3 & 9 months - Adults	2,027	3,659	55.4%	54.9%	55.5%
% of FP17s for Band 1 Urgent Courses	284	4,236	6.7%	9.1%	8.9%
% of FP17s Relating to Free Repair or Replacements	29	4,236	0.7%	0.7%	0.7%
% of FP17s Relating to Continuations	18	4,236	0.4%	0.6%	0.7%
% of Patients satisfied with the dentistry they have received	30	32	93.8%	94.0%	93.6%
% of Patients satisfied with the time they had to wait for an appointment	32	32	100.0%	90.1%	88.1%

* This is based on patients treated on this contract for their most recent course of treatment. Figures in italics indicate the base number of FP17s or Patient Questionnaire responses are less than 100. N/A is shown where the base number of responses is less than 10 during the period. % is calculated as Quantity/Base number*100

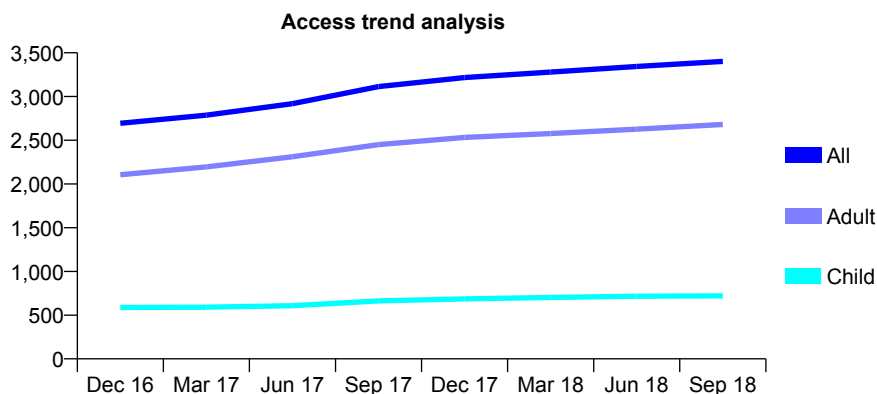
7A5 - Vital Signs At a Glance Contract Report for 199915/0001 - September 2018

Name or company name	IDH 441 to 444 Ltd
Contract type name	GDS Contract
Purpose of contract	General
Contract start date	04/04/2008
Contract end date	

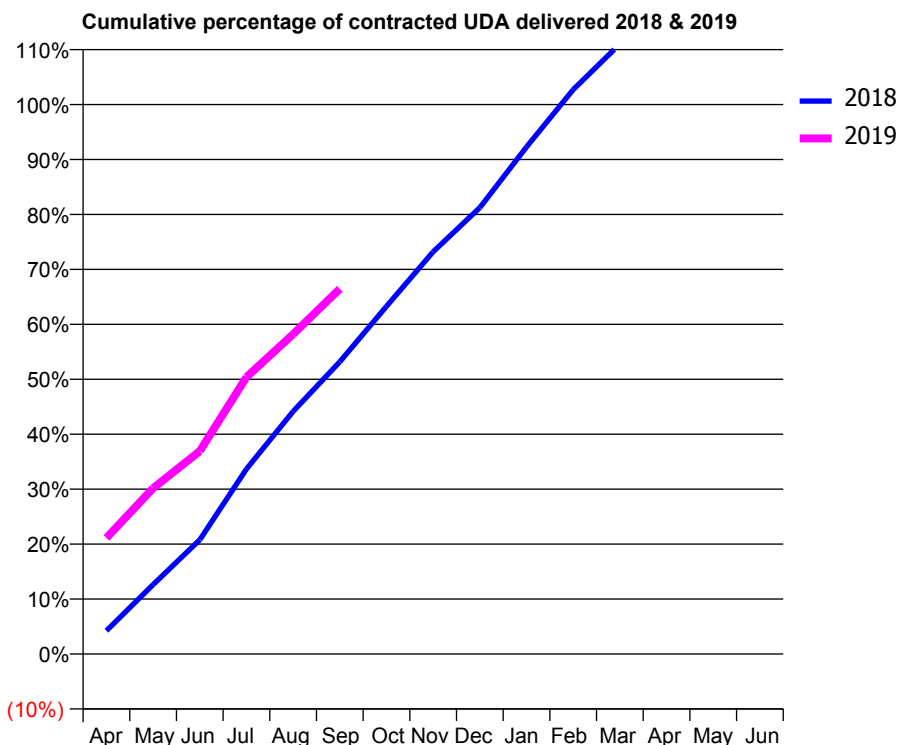
18/19 Contracted general activity (UDA)	7,333
Carry forward general activity (UDA)	-1,168
18/19 Contracted orthodontic activity (UOA)	0
Carry forward orthodontic activity (UOA)	0
Baseline contract value	£197,699.93

ACCESS*

Patients seen in 24 months	Total	Change since previous quarter
Quarter ending September 2017	3,113	
Quarter ending December 2017	3,217	↑
Quarter ending March 2018	3,280	→
Quarter ending June 2018	3,343	→
Quarter ending September 2018	3,401	→
Variance since September 2017	9.3%	↑



ACTIVITY



Month	Adjusted Scheduled Activity (UDA)	
	2018	2019
April	310	1,549
May	926	2,212
June	1,525	2,707
July	2,469	3,696
August	3,238	4,268
September	3,900	4,873
October	4,640	
November	5,367	
December	5,956	
January	6,766	
February	7,531	
March	8,141	
April	8,501	
May	8,501	
June	8,501	

QUALITY

	Quantity	Base Number	Contract	LHB	Wales
% of FP17s for the same patient ID Re-attending within 3 months - Children	11	434	2.5%	6.8%	10.9%
% of FP17s for the same patient ID Re-attending within 3 months - Adults	97	1,449	6.7%	13.4%	15.6%
% of FP17s for the same patient ID Re-attending between 3 & 9 months - Children	204	434	47.0%	57.2%	59.4%
% of FP17s for the same patient ID Re-attending between 3 & 9 months - Adults	688	1,449	47.5%	54.9%	55.5%
% of FP17s for Band 1 Urgent Courses	79	1,732	4.6%	9.1%	8.9%
% of FP17s Relating to Free Repair or Replacements	8	1,732	0.5%	0.7%	0.7%
% of FP17s Relating to Continuations	6	1,732	0.3%	0.6%	0.7%
% of Patients satisfied with the dentistry they have received	8	9	N/A	94.0%	93.6%
% of Patients satisfied with the time they had to wait for an appointment	8	9	N/A	90.1%	88.1%

* This is based on patients treated on this contract for their most recent course of treatment. Figures in italics indicate the base number of FP17s or Patient Questionnaire responses are less than 100. N/A is shown where the base number of responses is less than 10 during the period. % is calculated as Quantity/Base number*100

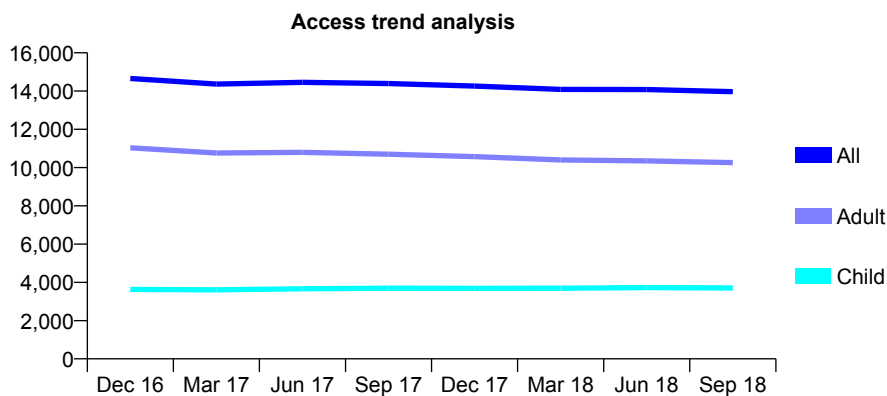
7A5 - Vital Signs At a Glance Contract Report for 199915/0002 - September 2018

Name or company name	IDH 441 to 444 Ltd
Contract type name	GDS Contract
Purpose of contract	General
Contract start date	04/04/2008
Contract end date	

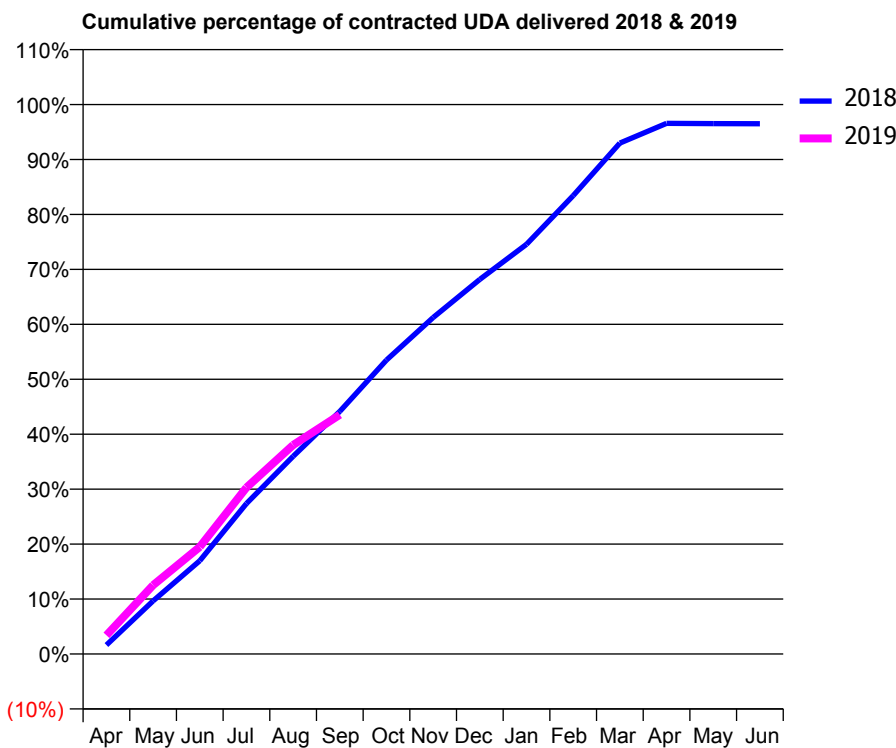
18/19 Contracted general activity (UDA)	32,667
Carry forward general activity (UDA)	-27
18/19 Contracted orthodontic activity (UOA)	0
Carry forward orthodontic activity (UOA)	0
Baseline contract value	£767,829.18

ACCESS*

Patients seen in 24 months	Total	Change since previous quarter
Quarter ending September 2017	14,395	
Quarter ending December 2017	14,258	→
Quarter ending March 2018	14,086	↓
Quarter ending June 2018	14,076	→
Quarter ending September 2018	13,965	→
Variance since September 2017	(3.0%)	↓



ACTIVITY



Month	Adjusted Scheduled Activity (UDA)	
	2018	2019
April	538	1,117
May	3,160	4,096
June	5,541	6,372
July	8,944	9,896
August	11,750	12,424
September	14,422	14,227
October	17,473	
November	20,008	
December	22,269	
January	24,353	
February	27,253	
March	30,376	
April	31,543	
May	31,527	
June	31,526	

QUALITY

	Quantity	Base Number	Contract	LHB	Wales
% of FP17s for the same patient ID Re-attending within 3 months - Children	75	2,166	3.5%	6.8%	10.9%
% of FP17s for the same patient ID Re-attending within 3 months - Adults	333	5,544	6.0%	13.4%	15.6%
% of FP17s for the same patient ID Re-attending between 3 & 9 months - Children	1,064	2,166	49.1%	57.2%	59.4%
% of FP17s for the same patient ID Re-attending between 3 & 9 months - Adults	2,364	5,544	42.6%	54.9%	55.5%
% of FP17s for Band 1 Urgent Courses	307	7,201	4.3%	9.1%	8.9%
% of FP17s Relating to Free Repair or Replacements	34	7,201	0.5%	0.7%	0.7%
% of FP17s Relating to Continuations	31	7,201	0.4%	0.6%	0.7%
% of Patients satisfied with the dentistry they have received	29	31	93.5%	94.0%	93.6%
% of Patients satisfied with the time they had to wait for an appointment	25	31	80.6%	90.1%	88.1%

* This is based on patients treated on this contract for their most recent course of treatment. Figures in italics indicate the base number of FP17s or Patient Questionnaire responses are less than 100. N/A is shown where the base number of responses is less than 10 during the period. % is calculated as Quantity/Base number*100

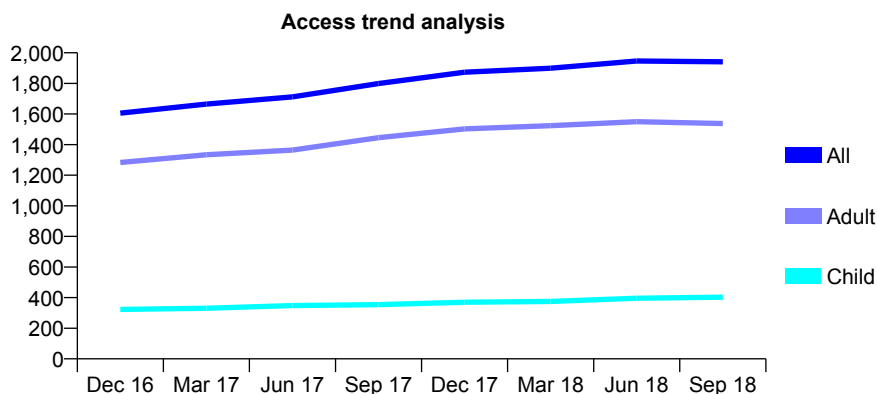
7A5 - Vital Signs At a Glance Contract Report for 239186/0001 - September 2018

Name or company name	MR NA WILSON
Contract type name	GDS Contract
Purpose of contract	General
Contract start date	01/04/2006
Contract end date	

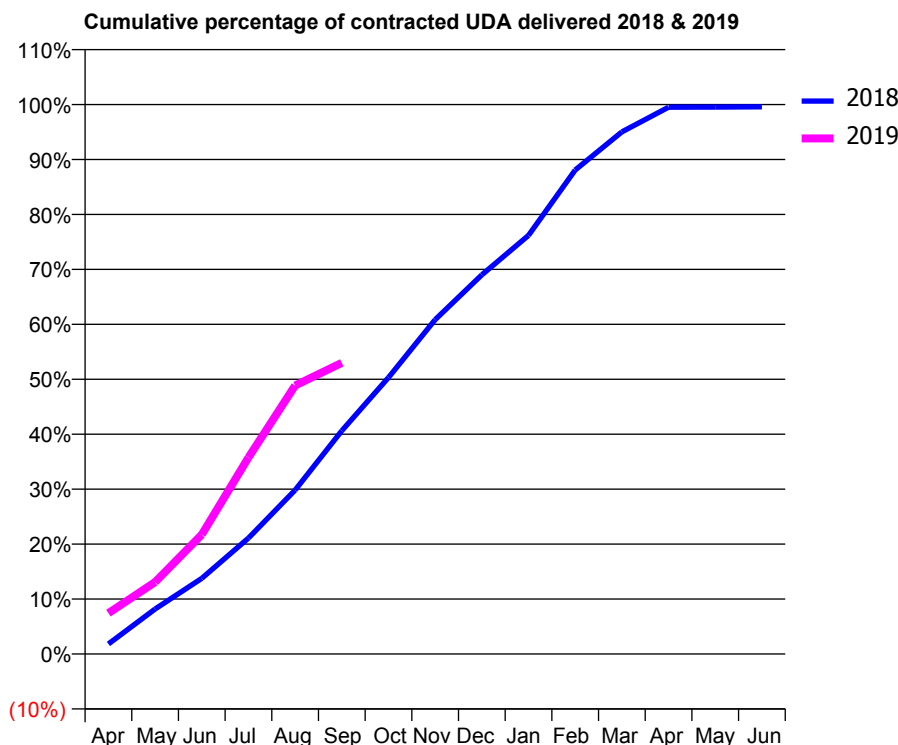
18/19 Contracted general activity (UDA)	6,200
Carry forward general activity (UDA)	0
18/19 Contracted orthodontic activity (UOA)	0
Carry forward orthodontic activity (UOA)	0
Baseline contract value	£110,865.50

ACCESS*

Patients seen in 24 months	Total	Change since previous quarter
Quarter ending September 2017	1,799	
Quarter ending December 2017	1,873	↑
Quarter ending March 2018	1,899	→
Quarter ending June 2018	1,946	↑
Quarter ending September 2018	1,941	→
Variance since September 2017	7.9%	↑



ACTIVITY



Month	Adjusted Scheduled Activity (UDA)	
	2018	2019
April	113	461
May	507	812
June	854	1,347
July	1,309	2,217
August	1,850	3,029
September	2,519	3,285
October	3,120	
November	3,772	
December	4,278	
January	4,724	
February	5,461	
March	5,891	
April	6,169	
May	6,171	
June	6,174	

QUALITY

	Quantity	Base Number	Contract	LHB	Wales
% of FP17s for the same patient ID Re-attending within 3 months - Children	31	310	10.0%	6.8%	10.9%
% of FP17s for the same patient ID Re-attending within 3 months - Adults	261	1,110	23.5%	13.4%	15.6%
% of FP17s for the same patient ID Re-attending between 3 & 9 months - Children	172	310	55.5%	57.2%	59.4%
% of FP17s for the same patient ID Re-attending between 3 & 9 months - Adults	527	1,110	47.5%	54.9%	55.5%
% of FP17s for Band 1 Urgent Courses	237	1,328	17.8%	9.1%	8.9%
% of FP17s Relating to Free Repair or Replacements	3	1,328	0.2%	0.7%	0.7%
% of FP17s Relating to Continuations	2	1,328	0.2%	0.6%	0.7%
% of Patients satisfied with the dentistry they have received	4	4	N/A	94.0%	93.6%
% of Patients satisfied with the time they had to wait for an appointment	4	4	N/A	90.1%	88.1%

* This is based on patients treated on this contract for their most recent course of treatment. Figures in italics indicate the base number of FP17s or Patient Questionnaire responses are less than 100. N/A is shown where the base number of responses is less than 10 during the period. % is calculated as Quantity/Base number*100

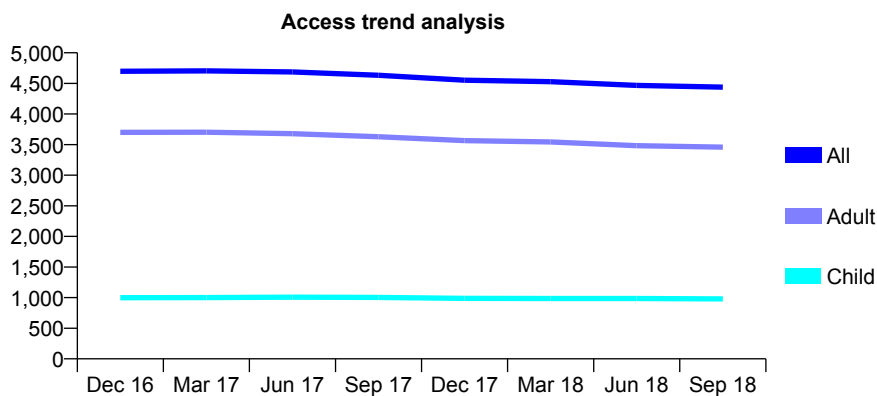
7A5 - Vital Signs At a Glance Contract Report for 245682/0001 - September 2018

Name or company name	MR M NEWLAND
Contract type name	GDS Contract
Purpose of contract	General
Contract start date	01/11/2008
Contract end date	

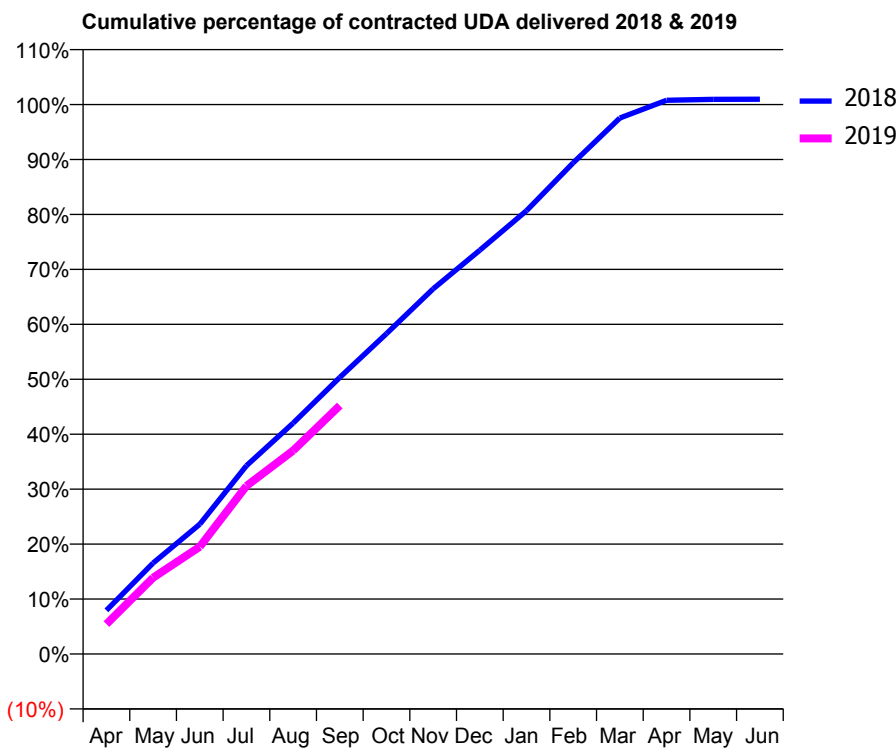
18/19 Contracted general activity (UDA)	12,425
Carry forward general activity (UDA)	-120
18/19 Contracted orthodontic activity (UOA)	0
Carry forward orthodontic activity (UOA)	0
Baseline contract value	£300,853.34

ACCESS*

Patients seen in 24 months	Total	Change since previous quarter
Quarter ending September 2017	4,632	
Quarter ending December 2017	4,553	↓
Quarter ending March 2018	4,528	→
Quarter ending June 2018	4,468	↓
Quarter ending September 2018	4,438	→
Variance since September 2017	(4.2%)	↓



ACTIVITY



Month	Adjusted Scheduled Activity (UDA)	
	2018	2019
April	988	675
May	2,059	1,725
June	2,934	2,424
July	4,258	3,802
August	5,221	4,599
September	6,255	5,618
October	7,243	
November	8,257	
December	9,130	
January	10,024	
February	11,106	
March	12,120	
April	12,521	
May	12,542	
June	12,545	

QUALITY

	Quantity	Base Number	Contract	LHB	Wales
% of FP17s for the same patient ID Re-attending within 3 months - Children	30	759	4.0%	6.8%	10.9%
% of FP17s for the same patient ID Re-attending within 3 months - Adults	227	2,484	9.1%	13.4%	15.6%
% of FP17s for the same patient ID Re-attending between 3 & 9 months - Children	474	759	62.5%	57.2%	59.4%
% of FP17s for the same patient ID Re-attending between 3 & 9 months - Adults	1,243	2,484	50.0%	54.9%	55.5%
% of FP17s for Band 1 Urgent Courses	187	3,053	6.1%	9.1%	8.9%
% of FP17s Relating to Free Repair or Replacements	19	3,053	0.6%	0.7%	0.7%
% of FP17s Relating to Continuations	11	3,053	0.4%	0.6%	0.7%
% of Patients satisfied with the dentistry they have received	22	23	95.7%	94.0%	93.6%
% of Patients satisfied with the time they had to wait for an appointment	23	23	100.0%	90.1%	88.1%

* This is based on patients treated on this contract for their most recent course of treatment. Figures in italics indicate the base number of FP17s or Patient Questionnaire responses are less than 100. N/A is shown where the base number of responses is less than 10 during the period. % is calculated as Quantity/Base number*100

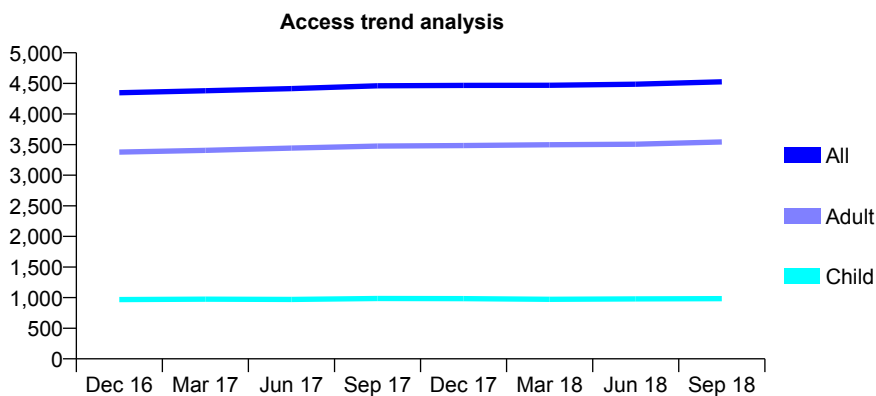
7A5 - Vital Signs At a Glance Contract Report for 324035/0001 - September 2018

Name or company name	PS John & C John
Contract type name	GDS Contract
Purpose of contract	General and Orthodontic
Contract start date	01/04/2006
Contract end date	

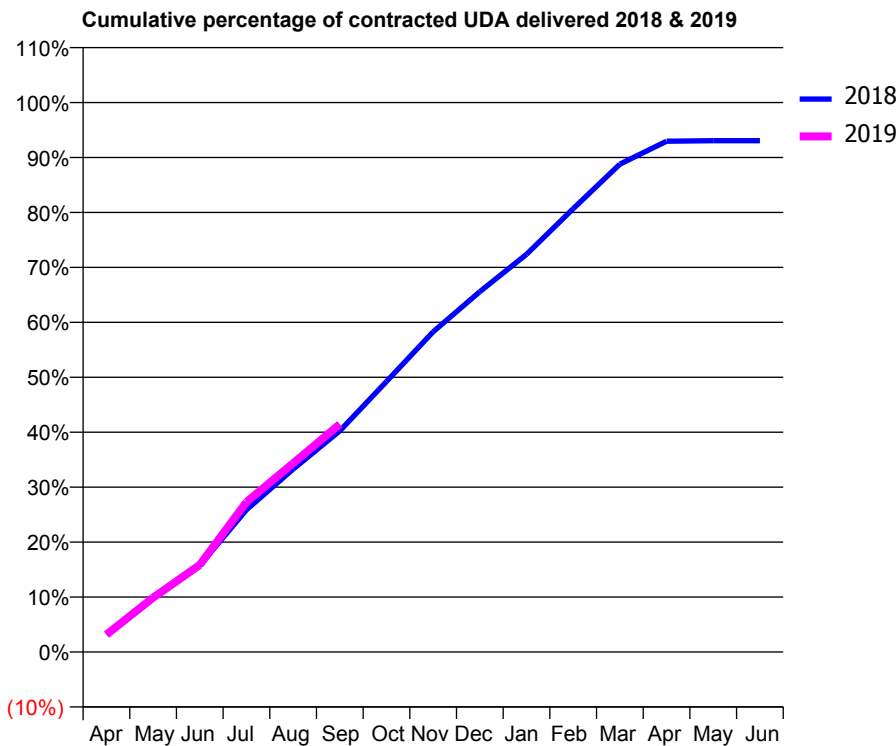
18/19 Contracted general activity (UDA)	15,844
Carry forward general activity (UDA)	172
18/19 Contracted orthodontic activity (UOA)	447
Carry forward orthodontic activity (UOA)	0
Baseline contract value	£382,755.03

ACCESS*

Patients seen in 24 months	Total	Change since previous quarter
Quarter ending September 2017	4,461	
Quarter ending December 2017	4,467	→
Quarter ending March 2018	4,469	→
Quarter ending June 2018	4,487	→
Quarter ending September 2018	4,526	→
Variance since September 2017	1.5%	→



ACTIVITY



Month	Adjusted Scheduled Activity (UDA)	
	2018	2019
April	510	503
May	1,550	1,568
June	2,498	2,514
July	4,102	4,325
August	5,273	5,442
September	6,376	6,567
October	7,799	
November	9,234	
December	10,392	
January	11,466	
February	12,783	
March	14,065	
April	14,729	
May	14,744	
June	14,745	

QUALITY

	Quantity	Base Number	Contract	LHB	Wales
% of FP17s for the same patient ID Re-attending within 3 months - Children	65	838	7.8%	6.8%	10.9%
% of FP17s for the same patient ID Re-attending within 3 months - Adults	340	3,099	11.0%	13.4%	15.6%
% of FP17s for the same patient ID Re-attending between 3 & 9 months - Children	592	838	70.6%	57.2%	59.4%
% of FP17s for the same patient ID Re-attending between 3 & 9 months - Adults	2,299	3,099	74.2%	54.9%	55.5%
% of FP17s for Band 1 Urgent Courses	266	3,637	7.3%	9.1%	8.9%
% of FP17s Relating to Free Repair or Replacements	0	3,637	0.0%	0.7%	0.7%
% of FP17s Relating to Continuations	20	3,637	0.5%	0.6%	0.7%
% of Patients satisfied with the dentistry they have received	14	15	93.3%	94.0%	93.6%
% of Patients satisfied with the time they had to wait for an appointment	14	15	93.3%	90.1%	88.1%

* This is based on patients treated on this contract for their most recent course of treatment. Figures in italics indicate the base number of FP17s or Patient Questionnaire responses are less than 100. N/A is shown where the base number of responses is less than 10 during the period. % is calculated as Quantity/Base number*100

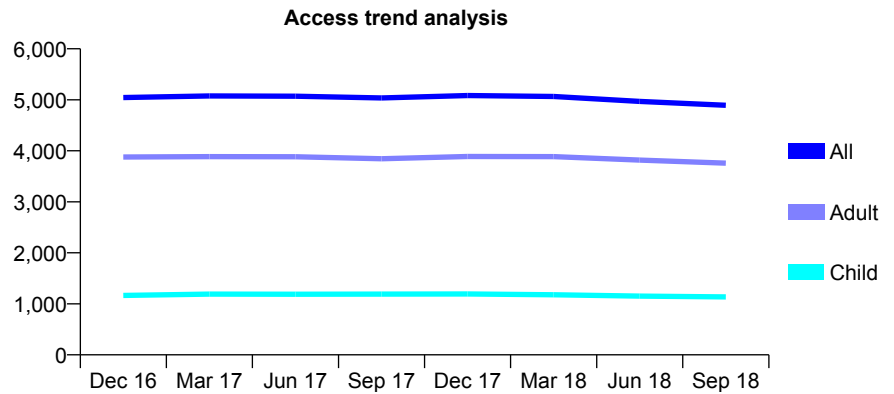
7A5 - Vital Signs At a Glance Contract Report for 324590/0001 - September 2018

Name or company name	MRS JM GRIFFITHS
Contract type name	GDS Contract
Purpose of contract	General
Contract start date	01/04/2006
Contract end date	

18/19 Contracted general activity (UDA)	13,388
Carry forward general activity (UDA)	-632
18/19 Contracted orthodontic activity (UOA)	0
Carry forward orthodontic activity (UOA)	0
Baseline contract value	£371,975.83

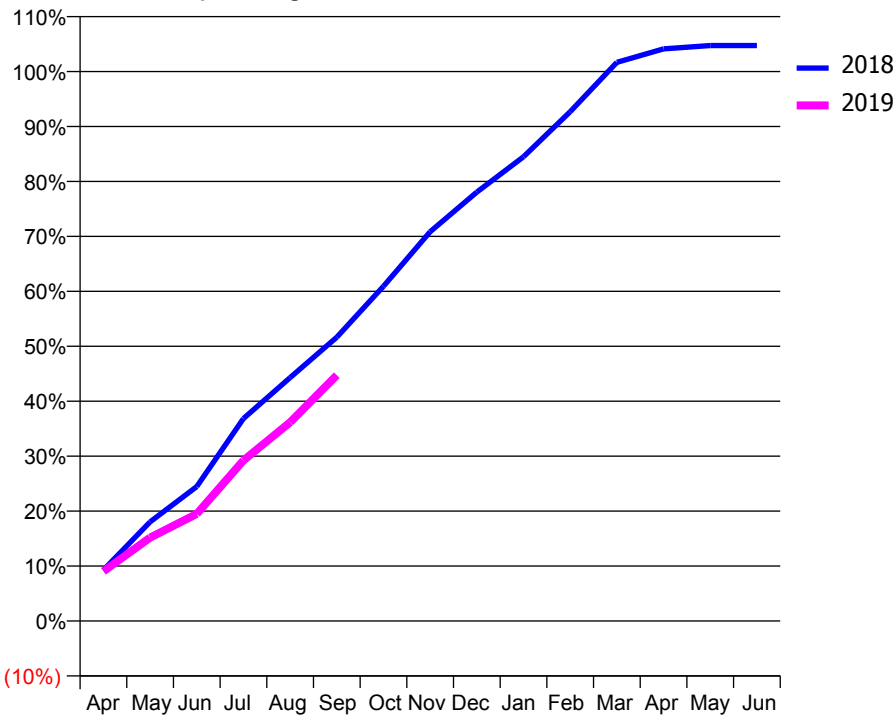
ACCESS*

Patients seen in 24 months	Total	Change since previous quarter
Quarter ending September 2017	5,036	
Quarter ending December 2017	5,083	→
Quarter ending March 2018	5,065	→
Quarter ending June 2018	4,969	↓
Quarter ending September 2018	4,892	↓
Variance since September 2017	(2.9%)	↓



ACTIVITY

Cumulative percentage of contracted UDA delivered 2018 & 2019



Month	Adjusted Scheduled Activity (UDA)	
	2018	2019
April	1,243	1,212
May	2,414	2,033
June	3,278	2,611
July	4,932	3,914
August	5,929	4,843
September	6,915	5,989
October	8,155	
November	9,484	
December	10,451	
January	11,312	
February	12,408	
March	13,612	
April	13,940	
May	14,020	
June	14,020	

QUALITY

	Quantity	Base Number	Contract	LHB	Wales
% of FP17s for the same patient ID Re-attending within 3 months - Children	40	655	6.1%	6.8%	10.9%
% of FP17s for the same patient ID Re-attending within 3 months - Adults	260	2,285	11.4%	13.4%	15.6%
% of FP17s for the same patient ID Re-attending between 3 & 9 months - Children	334	655	51.0%	57.2%	59.4%
% of FP17s for the same patient ID Re-attending between 3 & 9 months - Adults	1,314	2,285	57.5%	54.9%	55.5%
% of FP17s for Band 1 Urgent Courses	247	2,706	9.1%	9.1%	8.9%
% of FP17s Relating to Free Repair or Replacements	13	2,706	0.5%	0.7%	0.7%
% of FP17s Relating to Continuations	16	2,706	0.6%	0.6%	0.7%
% of Patients satisfied with the dentistry they have received	12	13	92.3%	94.0%	93.6%
% of Patients satisfied with the time they had to wait for an appointment	12	13	92.3%	90.1%	88.1%

* This is based on patients treated on this contract for their most recent course of treatment. Figures in italics indicate the base number of FP17s or Patient Questionnaire responses are less than 100. N/A is shown where the base number of responses is less than 10 during the period. % is calculated as Quantity/Base number*100

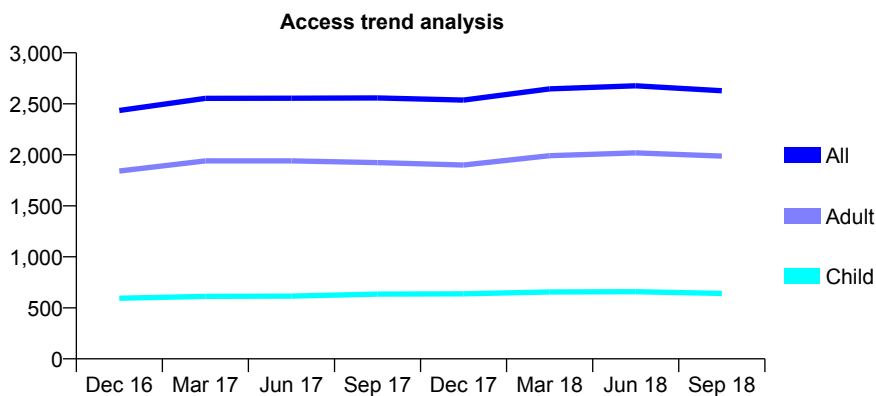
7A5 - Vital Signs At a Glance Contract Report for 377023/0001 - September 2018

Name or company name	MISS CL DAVIES
Contract type name	GDS Contract
Purpose of contract	General
Contract start date	01/04/2015
Contract end date	

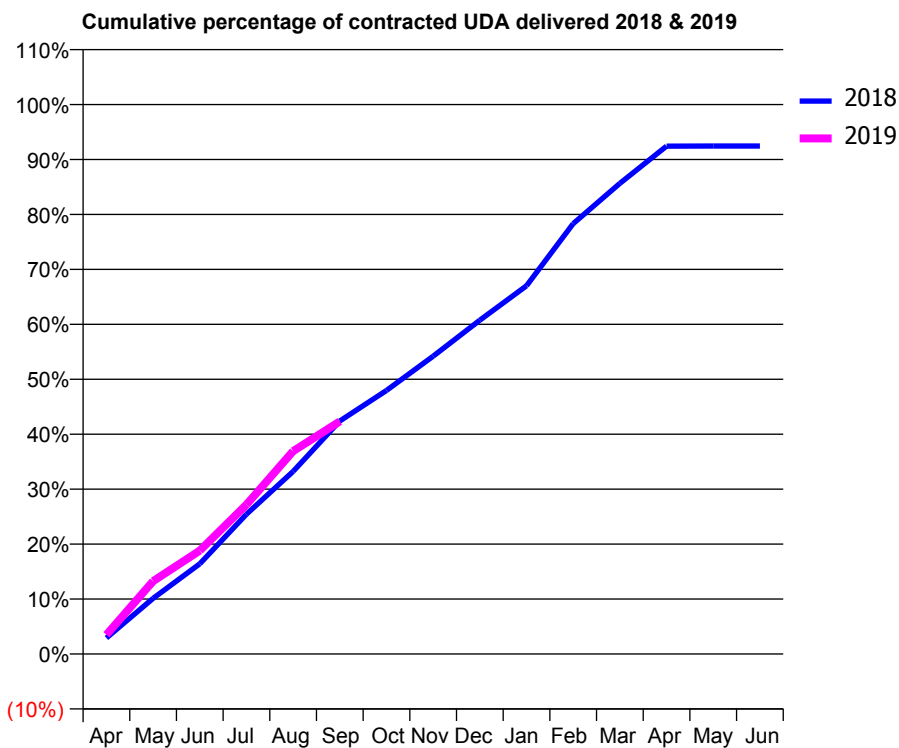
18/19 Contracted general activity (UDA)	8,074
Carry forward general activity (UDA)	0
18/19 Contracted orthodontic activity (UOA)	0
Carry forward orthodontic activity (UOA)	0
Baseline contract value	£179,616.22

ACCESS*

Patients seen in 24 months	Total	Change since previous quarter
Quarter ending September 2017	2,557	
Quarter ending December 2017	2,537	→
Quarter ending March 2018	2,647	↑
Quarter ending June 2018	2,677	→
Quarter ending September 2018	2,628	↓
Variance since September 2017	2.8%	↑



ACTIVITY



Month	Adjusted Scheduled Activity (UDA)	
	2018	2019
April	247	284
May	854	1,070
June	1,386	1,519
July	2,147	2,195
August	2,803	2,981
September	3,578	3,419
October	4,048	
November	4,574	
December	5,127	
January	5,655	
February	6,610	
March	7,228	
April	7,798	
May	7,800	
June	7,800	

QUALITY

	Quantity	Base Number	Contract	LHB	Wales
% of FP17s for the same patient ID Re-attending within 3 months - Children	23	398	5.8%	6.8%	10.9%
% of FP17s for the same patient ID Re-attending within 3 months - Adults	160	1,330	12.0%	13.4%	15.6%
% of FP17s for the same patient ID Re-attending between 3 & 9 months - Children	216	398	54.3%	57.2%	59.4%
% of FP17s for the same patient ID Re-attending between 3 & 9 months - Adults	746	1,330	56.1%	54.9%	55.5%
% of FP17s for Band 1 Urgent Courses	103	1,519	6.8%	9.1%	8.9%
% of FP17s Relating to Free Repair or Replacements	10	1,519	0.7%	0.7%	0.7%
% of FP17s Relating to Continuations	24	1,519	1.6%	0.6%	0.7%
% of Patients satisfied with the dentistry they have received	6	6	N/A	94.0%	93.6%
% of Patients satisfied with the time they had to wait for an appointment	6	6	N/A	90.1%	88.1%

* This is based on patients treated on this contract for their most recent course of treatment. Figures in italics indicate the base number of FP17s or Patient Questionnaire responses are less than 100. N/A is shown where the base number of responses is less than 10 during the period. % is calculated as Quantity/Base number*100

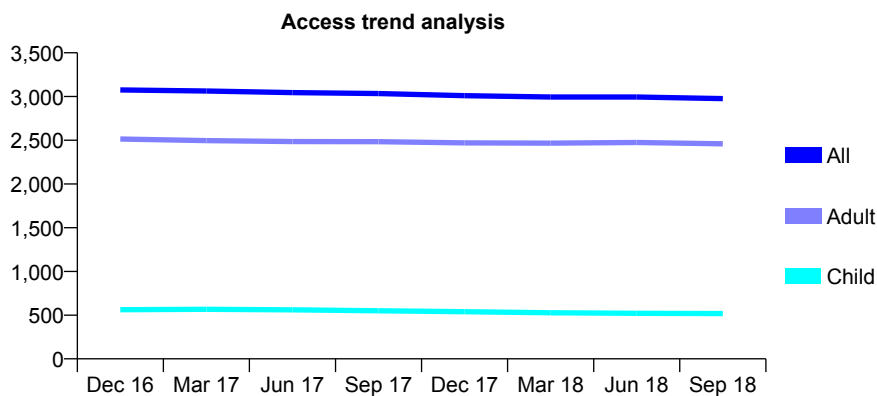
7A5 - Vital Signs At a Glance Contract Report for 573531/0001 - September 2018

Name or company name	MR PB JAMES
Contract type name	GDS Contract
Purpose of contract	General
Contract start date	01/04/2006
Contract end date	

18/19 Contracted general activity (UDA)	8,000
Carry forward general activity (UDA)	-57
18/19 Contracted orthodontic activity (UOA)	0
Carry forward orthodontic activity (UOA)	0
Baseline contract value	£193,309.78

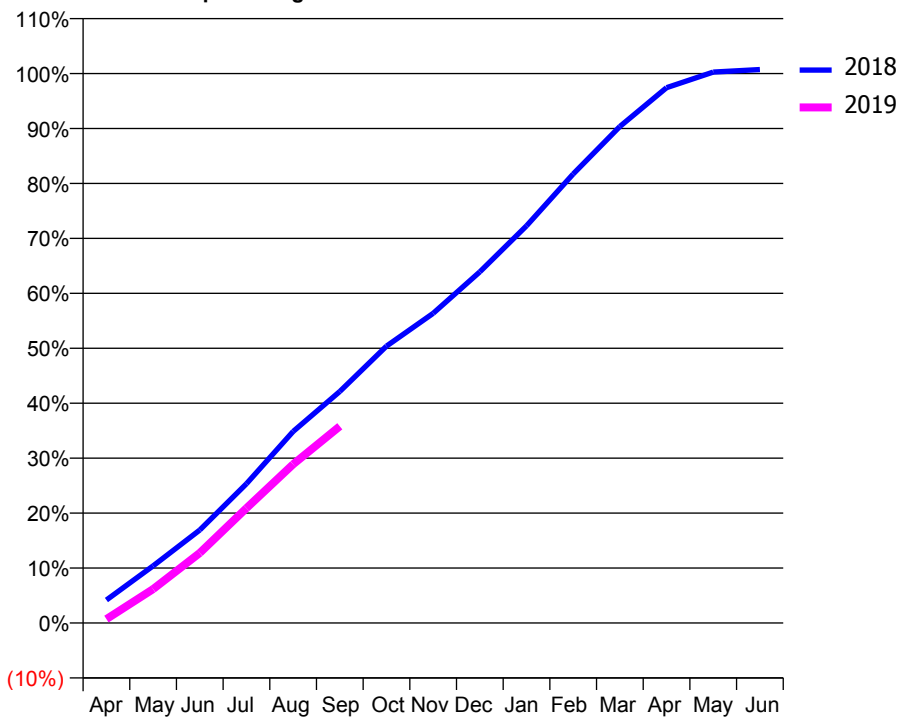
ACCESS*

Patients seen in 24 months	Total	Change since previous quarter
Quarter ending September 2017	3,034	
Quarter ending December 2017	3,009	→
Quarter ending March 2018	2,994	→
Quarter ending June 2018	2,995	→
Quarter ending September 2018	2,976	→
Variance since September 2017	(1.9%)	↓



ACTIVITY

Cumulative percentage of contracted UDA delivered 2018 & 2019



Month	Adjusted Scheduled Activity (UDA)	
	2018	2019
April	334	57
May	832	494
June	1,354	1,020
July	2,027	1,673
August	2,788	2,311
September	3,371	2,865
October	4,031	
November	4,509	
December	5,112	
January	5,782	
February	6,537	
March	7,228	
April	7,793	
May	8,020	
June	8,057	

QUALITY

	Quantity	Base Number	Contract	LHB	Wales
% of FP17s for the same patient ID Re-attending within 3 months - Children	15	343	4.4%	6.8%	10.9%
% of FP17s for the same patient ID Re-attending within 3 months - Adults	134	1,192	11.2%	13.4%	15.6%
% of FP17s for the same patient ID Re-attending between 3 & 9 months - Children	219	343	63.8%	57.2%	59.4%
% of FP17s for the same patient ID Re-attending between 3 & 9 months - Adults	315	1,192	26.4%	54.9%	55.5%
% of FP17s for Band 1 Urgent Courses	38	1,196	3.2%	9.1%	8.9%
% of FP17s Relating to Free Repair or Replacements	6	1,196	0.5%	0.7%	0.7%
% of FP17s Relating to Continuations	13	1,196	1.1%	0.6%	0.7%
% of Patients satisfied with the dentistry they have received	55	58	94.8%	94.0%	93.6%
% of Patients satisfied with the time they had to wait for an appointment	49	58	84.5%	90.1%	88.1%

* This is based on patients treated on this contract for their most recent course of treatment. Figures in italics indicate the base number of FP17s or Patient Questionnaire responses are less than 100. N/A is shown where the base number of responses is less than 10 during the period. % is calculated as Quantity/Base number*100

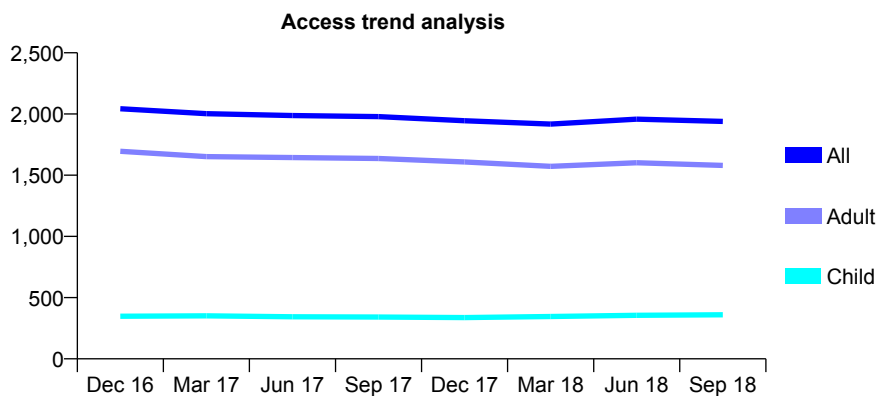
7A5 - Vital Signs At a Glance Contract Report for 625485/0004 - September 2018

Name or company name	MISS D ADAMS
Contract type name	GDS Contract
Purpose of contract	General
Contract start date	14/06/2010
Contract end date	

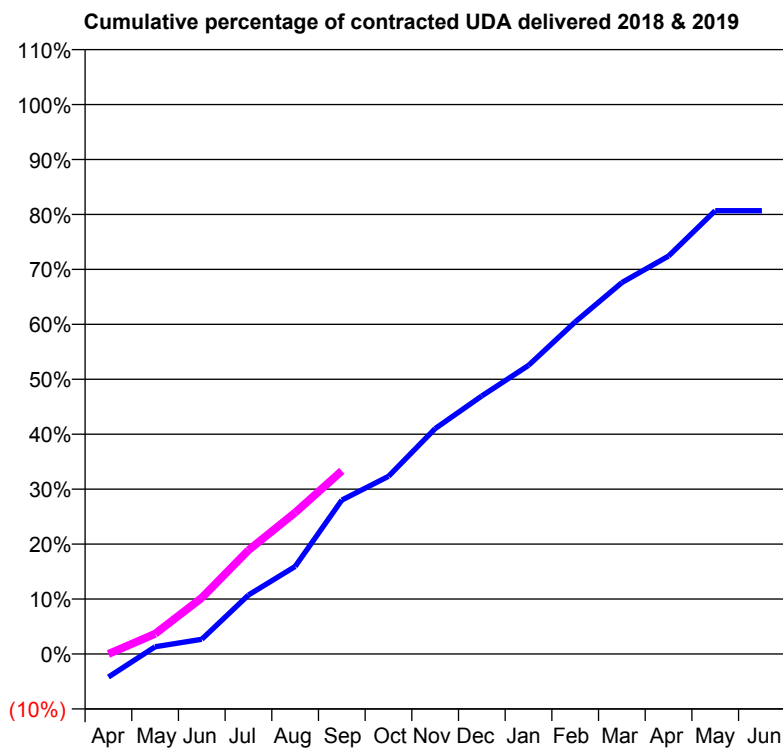
18/19 Contracted general activity (UDA)	5,350
Carry forward general activity (UDA)	0
18/19 Contracted orthodontic activity (UOA)	0
Carry forward orthodontic activity (UOA)	0
Baseline contract value	£132,729.38

ACCESS*

Patients seen in 24 months	Total	Change since previous quarter
Quarter ending September 2017	1,979	
Quarter ending December 2017	1,945	↓
Quarter ending March 2018	1,918	↓
Quarter ending June 2018	1,958	↑
Quarter ending September 2018	1,940	→
Variance since September 2017	(2.0%)	↓



ACTIVITY



Month	Adjusted Scheduled Activity (UDA)	
	2018	2019
April	-225	1
May	71	196
June	143	548
July	575	1,011
August	852	1,377
September	1,499	1,783
October	1,730	
November	2,195	
December	2,513	
January	2,810	
February	3,234	
March	3,617	
April	3,875	
May	4,316	
June	4,316	

QUALITY

	Quantity	Base Number	Contract	LHB	Wales
% of FP17s for the same patient ID Re-attending within 3 months - Children	21	367	5.7%	6.8%	10.9%
% of FP17s for the same patient ID Re-attending within 3 months - Adults	79	1,034	7.6%	13.4%	15.6%
% of FP17s for the same patient ID Re-attending between 3 & 9 months - Children	249	367	67.8%	57.2%	59.4%
% of FP17s for the same patient ID Re-attending between 3 & 9 months - Adults	452	1,034	43.7%	54.9%	55.5%
% of FP17s for Band 1 Urgent Courses	35	1,067	3.3%	9.1%	8.9%
% of FP17s Relating to Free Repair or Replacements	1	1,067	0.1%	0.7%	0.7%
% of FP17s Relating to Continuations	5	1,067	0.5%	0.6%	0.7%
% of Patients satisfied with the dentistry they have received	8	8	N/A	94.0%	93.6%
% of Patients satisfied with the time they had to wait for an appointment	7	8	N/A	90.1%	88.1%

* This is based on patients treated on this contract for their most recent course of treatment. Figures in italics indicate the base number of FP17s or Patient Questionnaire responses are less than 100. N/A is shown where the base number of responses is less than 10 during the period. % is calculated as Quantity/Base number*100

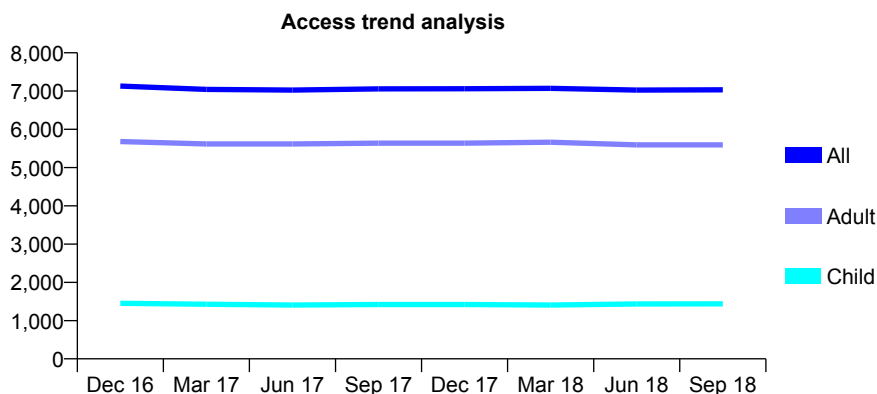
7A5 - Vital Signs At a Glance Contract Report for 688312/0001 - September 2018

Name or company name	MR G BLINMAN
Contract type name	GDS Contract
Purpose of contract	General
Contract start date	01/10/2013
Contract end date	

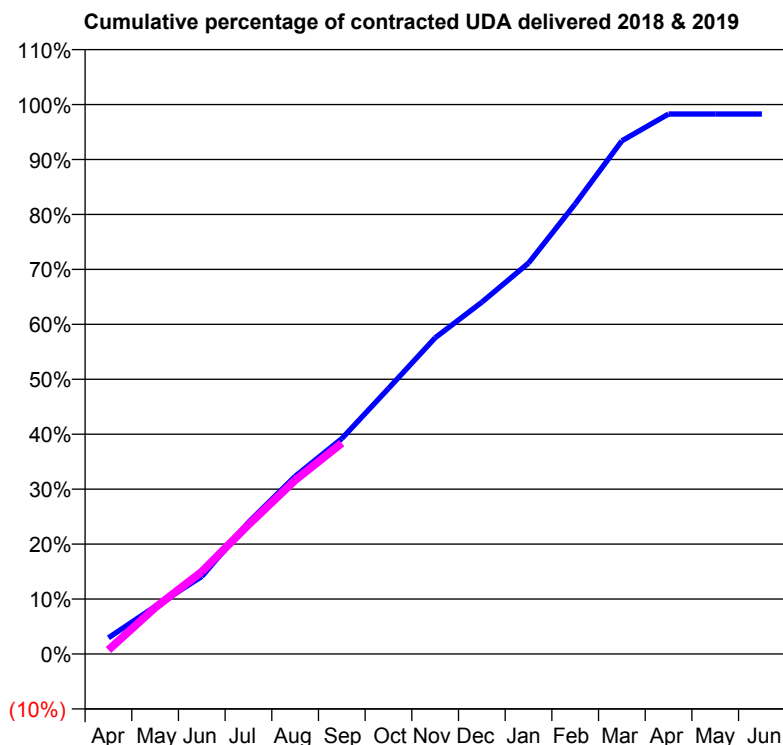
18/19 Contracted general activity (UDA)	23,138
Carry forward general activity (UDA)	400
18/19 Contracted orthodontic activity (UOA)	0
Carry forward orthodontic activity (UOA)	0
Baseline contract value	£562,809.30

ACCESS*

Patients seen in 24 months	Total	Change since previous quarter
Quarter ending September 2017	7,057	
Quarter ending December 2017	7,061	→
Quarter ending March 2018	7,071	→
Quarter ending June 2018	7,027	→
Quarter ending September 2018	7,032	→
Variance since September 2017	(0.4%)	→



ACTIVITY



Month	Adjusted Scheduled Activity (UDA)	
	2018	2019
April	683	170
May	2,002	1,954
June	3,266	3,465
July	5,544	5,446
August	7,481	7,319
September	9,074	8,880
October	11,182	
November	13,316	
December	14,812	
January	16,457	
February	18,953	
March	21,609	
April	22,735	
May	22,737	
June	22,738	

QUALITY

	Quantity	Base Number	Contract	LHB	Wales
% of FP17s for the same patient ID Re-attending within 3 months - Children	89	1,085	8.2%	6.8%	10.9%
% of FP17s for the same patient ID Re-attending within 3 months - Adults	591	4,237	13.9%	13.4%	15.6%
% of FP17s for the same patient ID Re-attending between 3 & 9 months - Children	636	1,085	58.6%	57.2%	59.4%
% of FP17s for the same patient ID Re-attending between 3 & 9 months - Adults	2,694	4,237	63.6%	54.9%	55.5%
% of FP17s for Band 1 Urgent Courses	405	4,817	8.4%	9.1%	8.9%
% of FP17s Relating to Free Repair or Replacements	76	4,817	1.6%	0.7%	0.7%
% of FP17s Relating to Continuations	25	4,817	0.5%	0.6%	0.7%
% of Patients satisfied with the dentistry they have received	30	31	96.8%	94.0%	93.6%
% of Patients satisfied with the time they had to wait for an appointment	28	31	90.3%	90.1%	88.1%

* This is based on patients treated on this contract for their most recent course of treatment. Figures in italics indicate the base number of FP17s or Patient Questionnaire responses are less than 100. N/A is shown where the base number of responses is less than 10 during the period. % is calculated as Quantity/Base number*100

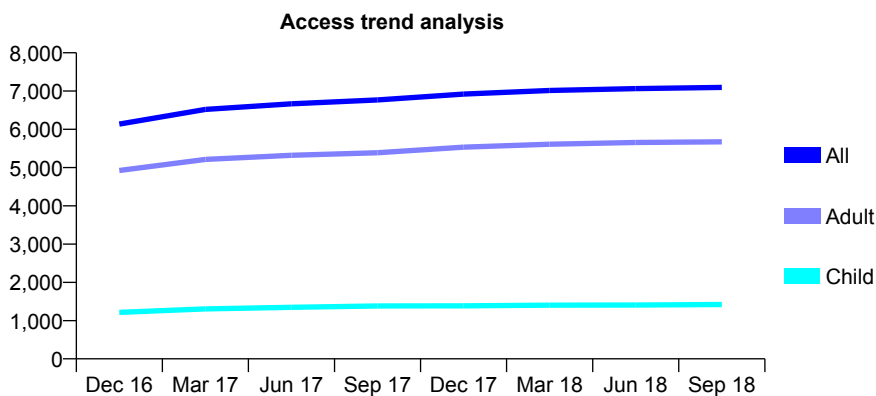
7A5 - Vital Signs At a Glance Contract Report for 741841/0003 - September 2018

Name or company name	MRS S CHAUDHRY
Contract type name	GDS Contract
Purpose of contract	General
Contract start date	01/04/2015
Contract end date	

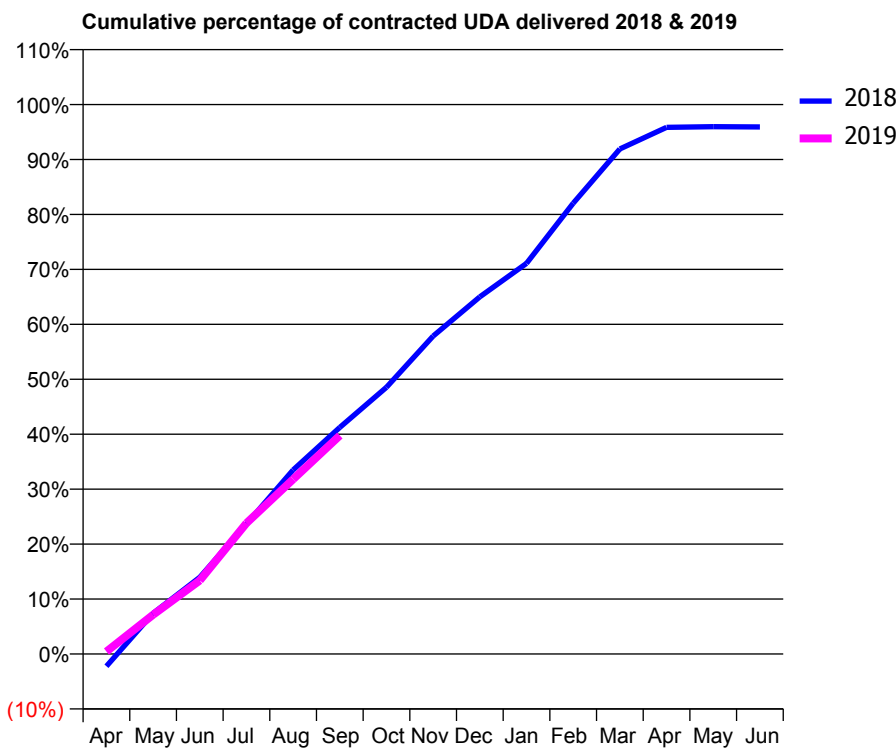
18/19 Contracted general activity (UDA)	21,546
Carry forward general activity (UDA)	880
18/19 Contracted orthodontic activity (UOA)	0
Carry forward orthodontic activity (UOA)	0
Baseline contract value	£529,923.52

ACCESS*

Patients seen in 24 months	Total	Change since previous quarter
Quarter ending September 2017	6,769	
Quarter ending December 2017	6,922	↑
Quarter ending March 2018	7,015	→
Quarter ending June 2018	7,063	→
Quarter ending September 2018	7,096	→
Variance since September 2017	4.8%	↑



ACTIVITY



Month	Adjusted Scheduled Activity (UDA)	
	2018	2019
April	-484	97
May	1,596	1,540
June	3,008	2,883
July	5,100	5,133
August	7,218	6,852
September	8,886	8,569
October	10,462	
November	12,469	
December	14,002	
January	15,320	
February	17,674	
March	19,801	
April	20,653	
May	20,678	
June	20,666	

QUALITY

	Quantity	Base Number	Contract	LHB	Wales
% of FP17s for the same patient ID Re-attending within 3 months - Children	63	1,143	5.5%	6.8%	10.9%
% of FP17s for the same patient ID Re-attending within 3 months - Adults	431	4,363	9.9%	13.4%	15.6%
% of FP17s for the same patient ID Re-attending between 3 & 9 months - Children	758	1,143	66.3%	57.2%	59.4%
% of FP17s for the same patient ID Re-attending between 3 & 9 months - Adults	2,732	4,363	62.6%	54.9%	55.5%
% of FP17s for Band 1 Urgent Courses	245	5,103	4.8%	9.1%	8.9%
% of FP17s Relating to Free Repair or Replacements	31	5,103	0.6%	0.7%	0.7%
% of FP17s Relating to Continuations	30	5,103	0.6%	0.6%	0.7%
% of Patients satisfied with the dentistry they have received	20	20	100.0%	94.0%	93.6%
% of Patients satisfied with the time they had to wait for an appointment	20	20	100.0%	90.1%	88.1%

* This is based on patients treated on this contract for their most recent course of treatment. Figures in italics indicate the base number of FP17s or Patient Questionnaire responses are less than 100. N/A is shown where the base number of responses is less than 10 during the period. % is calculated as Quantity/Base number*100

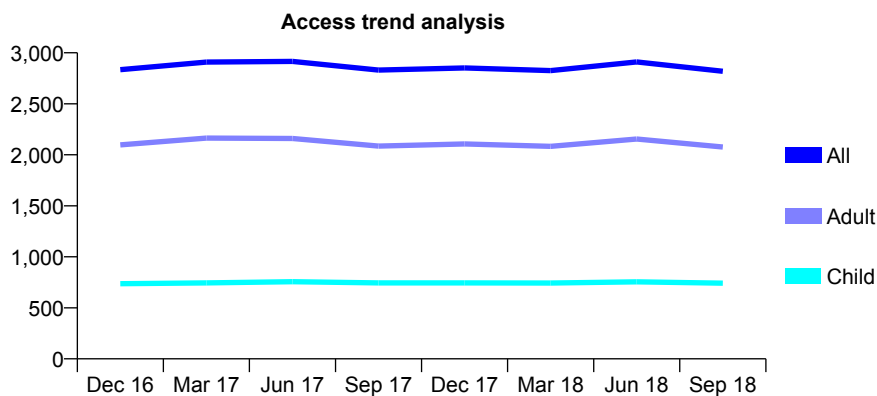
7A5 - Vital Signs At a Glance Contract Report for 767158/0001 - September 2018

Name or company name	MR H WILDING
Contract type name	GDS Contract
Purpose of contract	General
Contract start date	01/04/2006
Contract end date	

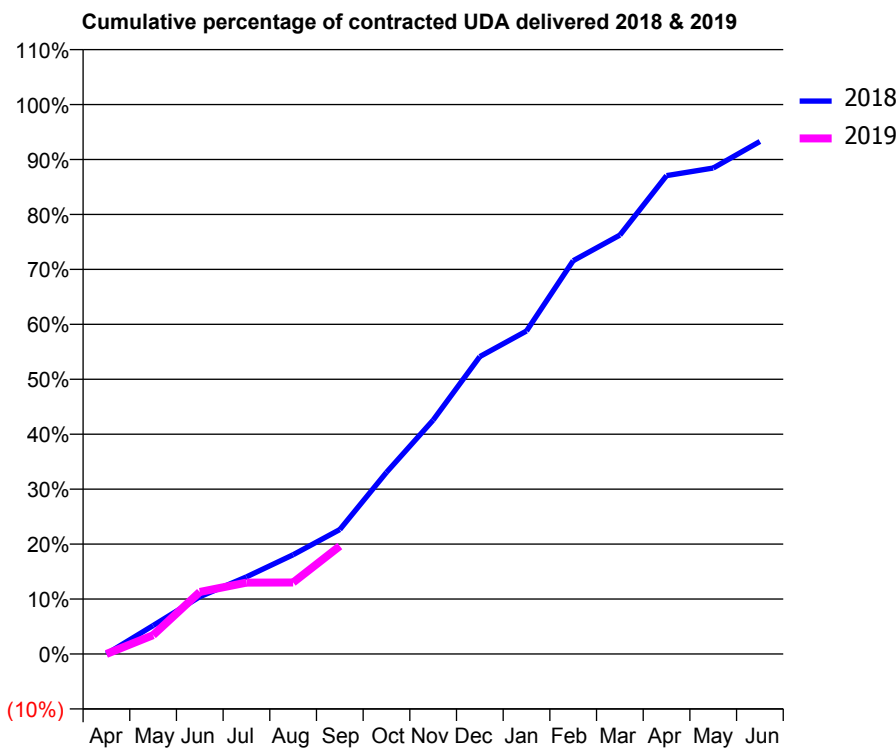
18/19 Contracted general activity (UDA)	5,600
Carry forward general activity (UDA)	0
18/19 Contracted orthodontic activity (UOA)	0
Carry forward orthodontic activity (UOA)	0
Baseline contract value	£135,791.09

ACCESS*

Patients seen in 24 months	Total	Change since previous quarter
Quarter ending September 2017	2,831	
Quarter ending December 2017	2,852	→
Quarter ending March 2018	2,826	→
Quarter ending June 2018	2,910	↑
Quarter ending September 2018	2,819	↓
Variance since September 2017	(0.4%)	→



ACTIVITY



Month	Adjusted Scheduled Activity (UDA)	
	2018	2019
April	0	0
May	291	192
June	584	633
July	786	728
August	1,011	729
September	1,269	1,100
October	1,851	
November	2,384	
December	3,031	
January	3,292	
February	4,008	
March	4,269	
April	4,876	
May	4,953	
June	5,223	

QUALITY

	Quantity	Base Number	Contract	LHB	Wales
% of FP17s for the same patient ID Re-attending within 3 months - Children	22	310	7.1%	6.8%	10.9%
% of FP17s for the same patient ID Re-attending within 3 months - Adults	101	934	10.8%	13.4%	15.6%
% of FP17s for the same patient ID Re-attending between 3 & 9 months - Children	105	310	33.9%	57.2%	59.4%
% of FP17s for the same patient ID Re-attending between 3 & 9 months - Adults	311	934	33.3%	54.9%	55.5%
% of FP17s for Band 1 Urgent Courses	29	715	4.1%	9.1%	8.9%
% of FP17s Relating to Free Repair or Replacements	7	715	1.0%	0.7%	0.7%
% of FP17s Relating to Continuations	3	715	0.4%	0.6%	0.7%
% of Patients satisfied with the dentistry they have received	7	8	N/A	94.0%	93.6%
% of Patients satisfied with the time they had to wait for an appointment	8	8	N/A	90.1%	88.1%

* This is based on patients treated on this contract for their most recent course of treatment. Figures in italics indicate the base number of FP17s or Patient Questionnaire responses are less than 100. N/A is shown where the base number of responses is less than 10 during the period. % is calculated as Quantity/Base number*100

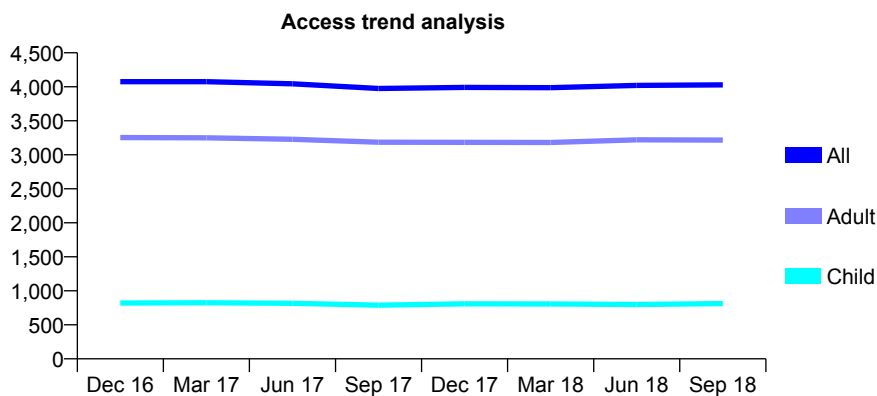
7A5 - Vital Signs At a Glance Contract Report for 830763/0005 - September 2018

Name or company name	MR L ROBERTS
Contract type name	GDS Contract
Purpose of contract	General
Contract start date	01/10/2013
Contract end date	

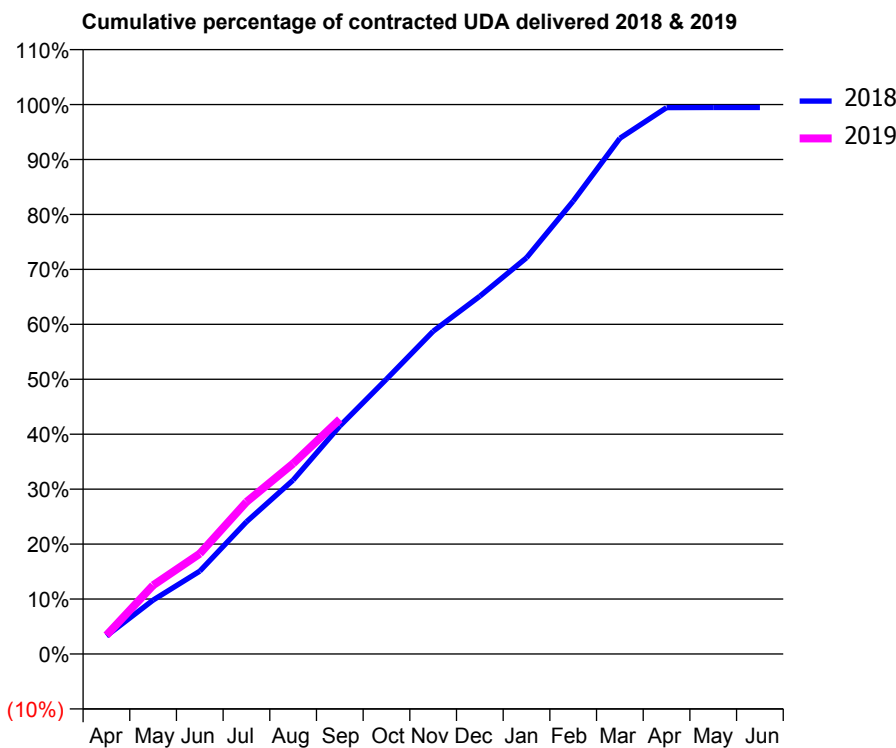
18/19 Contracted general activity (UDA)	13,400
Carry forward general activity (UDA)	71
18/19 Contracted orthodontic activity (UOA)	0
Carry forward orthodontic activity (UOA)	0
Baseline contract value	£324,341.15

ACCESS*

Patients seen in 24 months	Total	Change since previous quarter
Quarter ending September 2017	3,975	
Quarter ending December 2017	3,991	→
Quarter ending March 2018	3,987	→
Quarter ending June 2018	4,020	→
Quarter ending September 2018	4,029	→
Variance since September 2017	1.4%	→



ACTIVITY



Month	Adjusted Scheduled Activity (UDA)	
	2018	2019
April	441	457
May	1,315	1,675
June	2,021	2,448
July	3,225	3,710
August	4,243	4,644
September	5,560	5,725
October	6,703	
November	7,870	
December	8,727	
January	9,663	
February	11,044	
March	12,577	
April	13,324	
May	13,328	
June	13,329	

QUALITY

	Quantity	Base Number	Contract	LHB	Wales
% of FP17s for the same patient ID Re-attending within 3 months - Children	49	542	9.0%	6.8%	10.9%
% of FP17s for the same patient ID Re-attending within 3 months - Adults	320	2,428	13.2%	13.4%	15.6%
% of FP17s for the same patient ID Re-attending between 3 & 9 months - Children	270	542	49.8%	57.2%	59.4%
% of FP17s for the same patient ID Re-attending between 3 & 9 months - Adults	1,384	2,428	57.0%	54.9%	55.5%
% of FP17s for Band 1 Urgent Courses	152	2,669	5.7%	9.1%	8.9%
% of FP17s Relating to Free Repair or Replacements	48	2,669	1.8%	0.7%	0.7%
% of FP17s Relating to Continuations	22	2,669	0.8%	0.6%	0.7%
% of Patients satisfied with the dentistry they have received	10	10	100.0%	94.0%	93.6%
% of Patients satisfied with the time they had to wait for an appointment	10	10	100.0%	90.1%	88.1%

* This is based on patients treated on this contract for their most recent course of treatment. Figures in italics indicate the base number of FP17s or Patient Questionnaire responses are less than 100. N/A is shown where the base number of responses is less than 10 during the period. % is calculated as Quantity/Base number*100

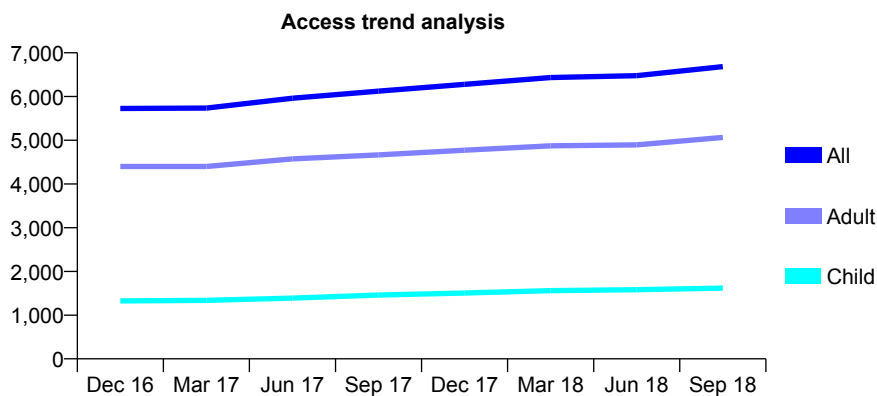
7A5 - Vital Signs At a Glance Contract Report for 885630/0001 - September 2018

Name or company name	MRS P SOOD
Contract type name	GDS Contract
Purpose of contract	General
Contract start date	15/09/2013
Contract end date	

18/19 Contracted general activity (UDA)	21,284
Carry forward general activity (UDA)	-889
18/19 Contracted orthodontic activity (UOA)	0
Carry forward orthodontic activity (UOA)	0
Baseline contract value	£495,650.31

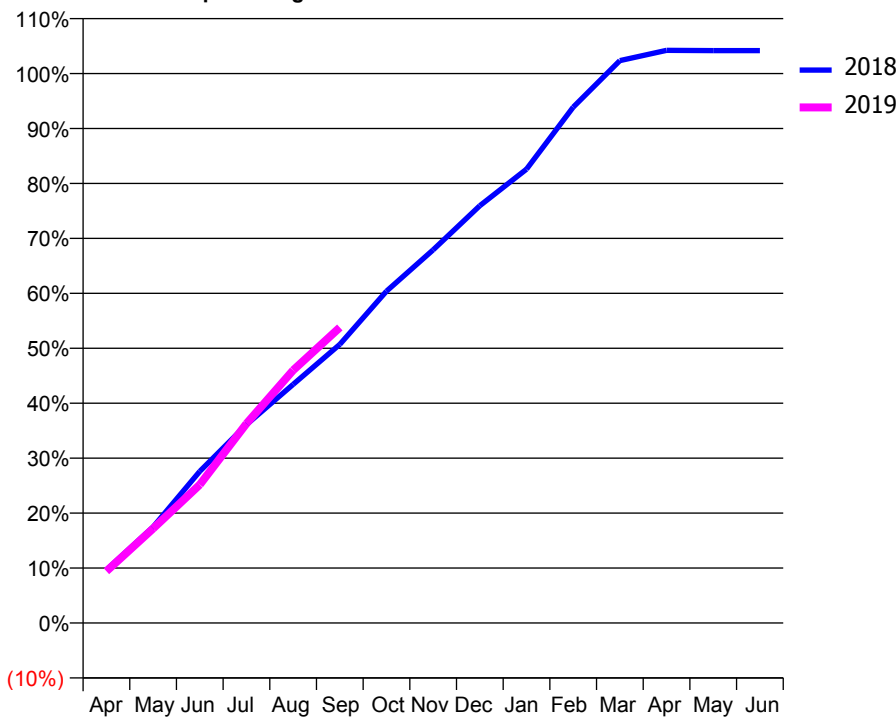
ACCESS*

Patients seen in 24 months	Total	Change since previous quarter
Quarter ending September 2017	6,123	
Quarter ending December 2017	6,279	↑
Quarter ending March 2018	6,435	↑
Quarter ending June 2018	6,478	→
Quarter ending September 2018	6,684	↑
Variance since September 2017	9.2%	↑



ACTIVITY

Cumulative percentage of contracted UDA delivered 2018 & 2019



Month	Adjusted Scheduled Activity (UDA)	
	2018	2019
April	2,057	2,006
May	3,720	3,661
June	5,874	5,359
July	7,683	7,726
August	9,243	9,789
September	10,793	11,449
October	12,855	
November	14,452	
December	16,163	
January	17,581	
February	19,980	
March	21,785	
April	22,181	
May	22,173	
June	22,173	

QUALITY

	Quantity	Base Number	Contract	LHB	Wales
% of FP17s for the same patient ID Re-attending within 3 months - Children	71	1,185	6.0%	6.8%	10.9%
% of FP17s for the same patient ID Re-attending within 3 months - Adults	313	3,544	8.8%	13.4%	15.6%
% of FP17s for the same patient ID Re-attending between 3 & 9 months - Children	745	1,185	62.9%	57.2%	59.4%
% of FP17s for the same patient ID Re-attending between 3 & 9 months - Adults	2,113	3,544	59.6%	54.9%	55.5%
% of FP17s for Band 1 Urgent Courses	242	4,550	5.3%	9.1%	8.9%
% of FP17s Relating to Free Repair or Replacements	37	4,550	0.8%	0.7%	0.7%
% of FP17s Relating to Continuations	21	4,550	0.5%	0.6%	0.7%
% of Patients satisfied with the dentistry they have received	28	31	90.3%	94.0%	93.6%
% of Patients satisfied with the time they had to wait for an appointment	28	31	90.3%	90.1%	88.1%

* This is based on patients treated on this contract for their most recent course of treatment. Figures in italics indicate the base number of FP17s or Patient Questionnaire responses are less than 100. N/A is shown where the base number of responses is less than 10 during the period. % is calculated as Quantity/Base number*100

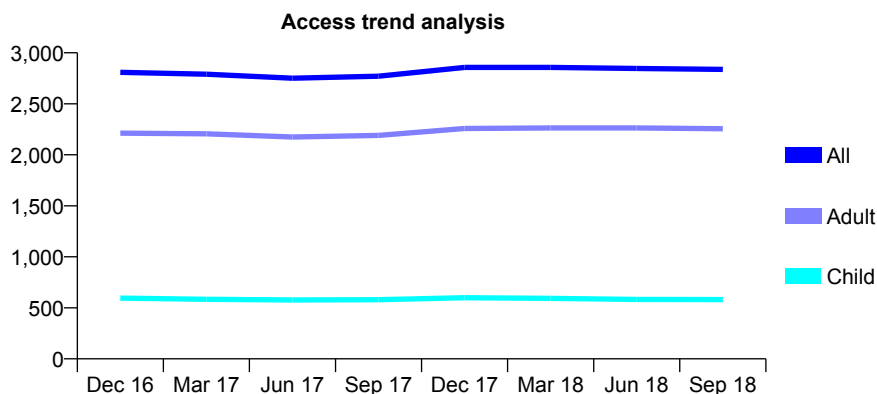
7A5 - Vital Signs At a Glance Contract Report for 925845/0001 - September 2018

Name or company name	MR TM DIN
Contract type name	GDS Contract
Purpose of contract	General
Contract start date	01/04/2006
Contract end date	

18/19 Contracted general activity (UDA)	7,558
Carry forward general activity (UDA)	-327
18/19 Contracted orthodontic activity (UOA)	0
Carry forward orthodontic activity (UOA)	0
Baseline contract value	£182,681.80

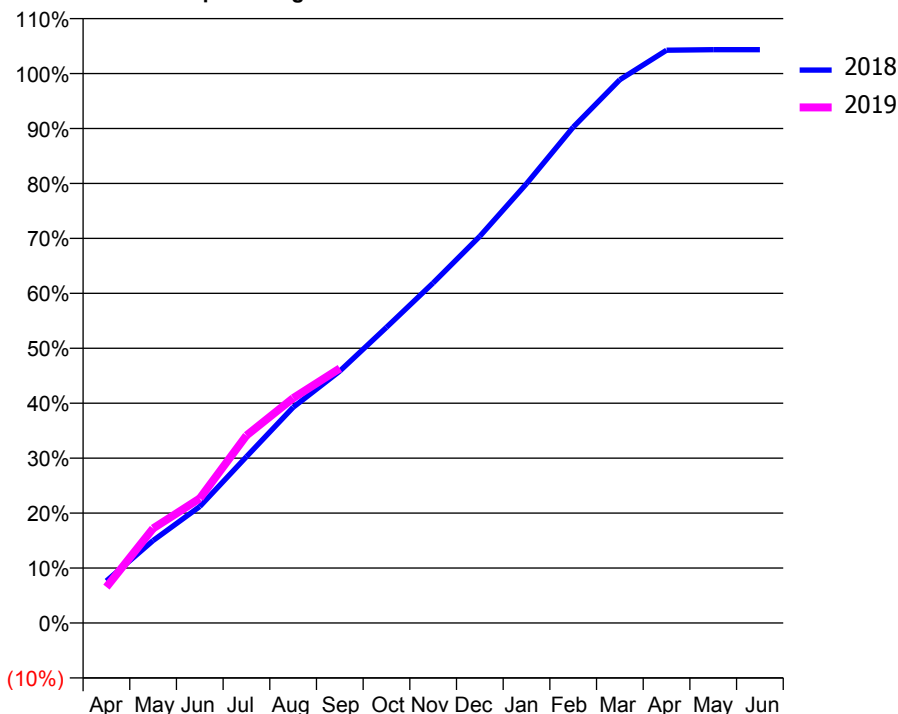
ACCESS*

Patients seen in 24 months	Total	Change since previous quarter
Quarter ending September 2017	2,770	
Quarter ending December 2017	2,857	↑
Quarter ending March 2018	2,857	→
Quarter ending June 2018	2,846	→
Quarter ending September 2018	2,837	→
Variance since September 2017	2.4%	↑



ACTIVITY

Cumulative percentage of contracted UDA delivered 2018 & 2019



Month	Adjusted Scheduled Activity (UDA)	
	2018	2019
April	579	495
May	1,134	1,302
June	1,602	1,714
July	2,287	2,580
August	2,967	3,094
September	3,466	3,502
October	4,068	
November	4,677	
December	5,319	
January	6,042	
February	6,821	
March	7,473	
April	7,878	
May	7,885	
June	7,885	

QUALITY

	Quantity	Base Number	Contract	LHB	Wales
% of FP17s for the same patient ID Re-attending within 3 months - Children	15	406	3.7%	6.8%	10.9%
% of FP17s for the same patient ID Re-attending within 3 months - Adults	164	1,548	10.6%	13.4%	15.6%
% of FP17s for the same patient ID Re-attending between 3 & 9 months - Children	293	406	72.2%	57.2%	59.4%
% of FP17s for the same patient ID Re-attending between 3 & 9 months - Adults	816	1,548	52.7%	54.9%	55.5%
% of FP17s for Band 1 Urgent Courses	100	1,735	5.8%	9.1%	8.9%
% of FP17s Relating to Free Repair or Replacements	15	1,735	0.9%	0.7%	0.7%
% of FP17s Relating to Continuations	16	1,735	0.9%	0.6%	0.7%
% of Patients satisfied with the dentistry they have received	16	18	88.9%	94.0%	93.6%
% of Patients satisfied with the time they had to wait for an appointment	16	18	88.9%	90.1%	88.1%

* This is based on patients treated on this contract for their most recent course of treatment. Figures in italics indicate the base number of FP17s or Patient Questionnaire responses are less than 100. N/A is shown where the base number of responses is less than 10 during the period. % is calculated as Quantity/Base number*100

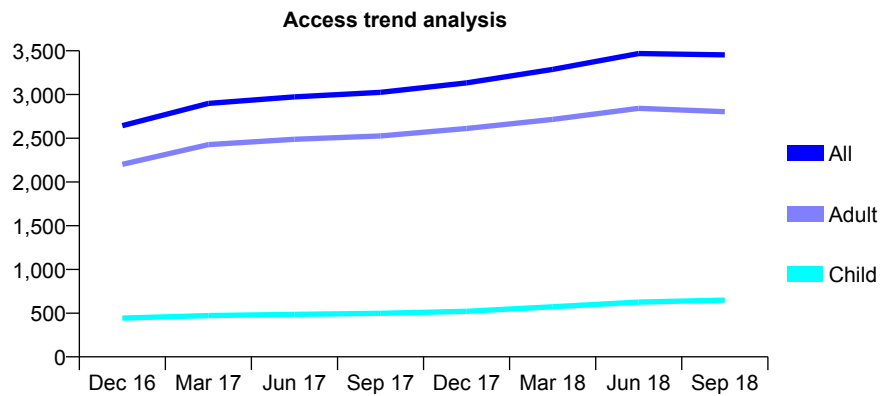
7A5 - Vital Signs At a Glance Contract Report for 976245/0001 - September 2018

Name or company name	MR PJ JONES
Contract type name	GDS Contract
Purpose of contract	General
Contract start date	16/11/2015
Contract end date	

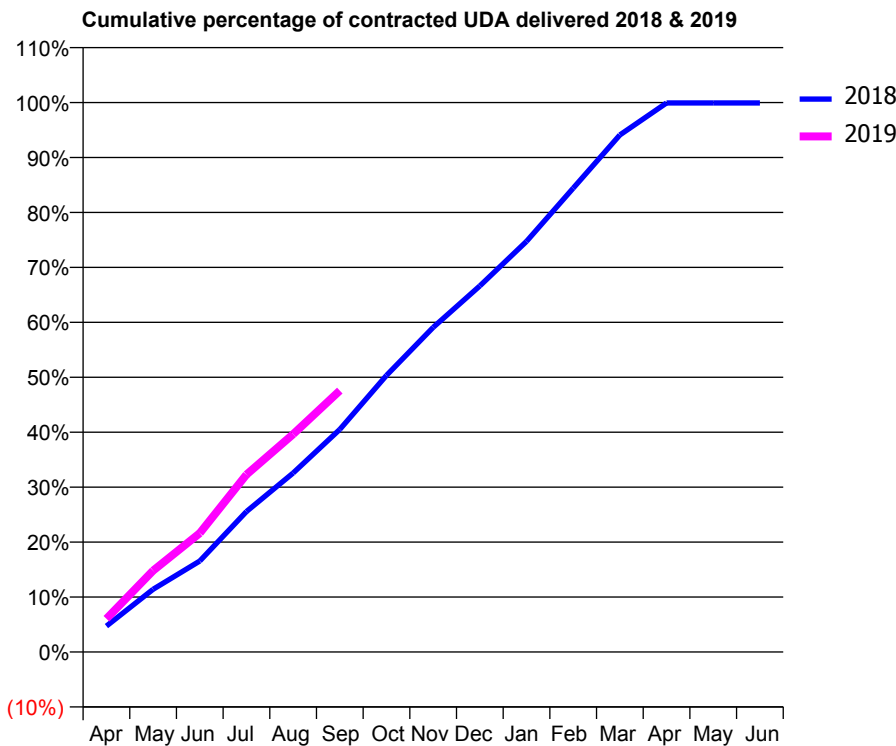
18/19 Contracted general activity (UDA)	9,182
Carry forward general activity (UDA)	7
18/19 Contracted orthodontic activity (UOA)	0
Carry forward orthodontic activity (UOA)	0
Baseline contract value	£250,018.52

ACCESS*

Patients seen in 24 months	Total	Change since previous quarter
Quarter ending September 2017	3,025	
Quarter ending December 2017	3,133	↑
Quarter ending March 2018	3,288	↑
Quarter ending June 2018	3,468	↑
Quarter ending September 2018	3,453	→
Variance since September 2017	14.1%	↑



ACTIVITY



Month	Adjusted Scheduled Activity (UDA)	
	2018	2019
April	434	556
May	1,049	1,361
June	1,521	1,987
July	2,346	2,965
August	2,992	3,639
September	3,721	4,368
October	4,622	
November	5,424	
December	6,117	
January	6,861	
February	7,752	
March	8,640	
April	9,174	
May	9,175	
June	9,175	

QUALITY

	Quantity	Base Number	Contract	LHB	Wales
% of FP17s for the same patient ID Re-attending within 3 months - Children	25	536	4.7%	6.8%	10.9%
% of FP17s for the same patient ID Re-attending within 3 months - Adults	194	1,910	10.2%	13.4%	15.6%
% of FP17s for the same patient ID Re-attending between 3 & 9 months - Children	276	536	51.5%	57.2%	59.4%
% of FP17s for the same patient ID Re-attending between 3 & 9 months - Adults	1,064	1,910	55.7%	54.9%	55.5%
% of FP17s for Band 1 Urgent Courses	137	2,230	6.1%	9.1%	8.9%
% of FP17s Relating to Free Repair or Replacements	24	2,230	1.1%	0.7%	0.7%
% of FP17s Relating to Continuations	14	2,230	0.6%	0.6%	0.7%
% of Patients satisfied with the dentistry they have received	11	11	100.0%	94.0%	93.6%
% of Patients satisfied with the time they had to wait for an appointment	10	11	90.9%	90.1%	88.1%

* This is based on patients treated on this contract for their most recent course of treatment. Figures in italics indicate the base number of FP17s or Patient Questionnaire responses are less than 100. N/A is shown where the base number of responses is less than 10 during the period. % is calculated as Quantity/Base number*100

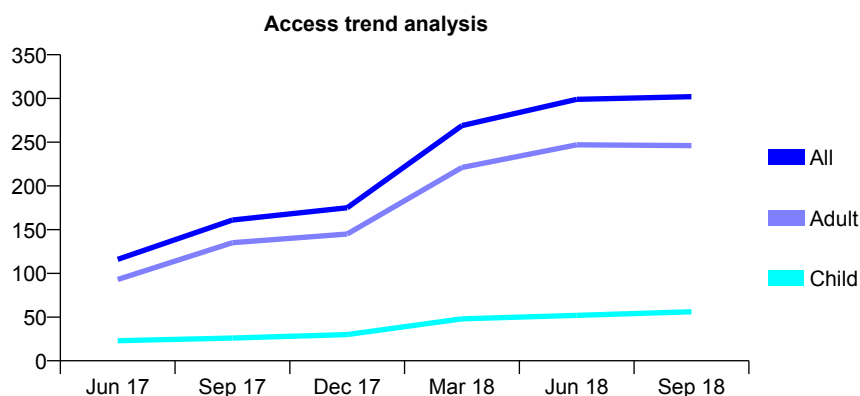
7A6 - Vital Signs At a Glance Contract Report for 100360/0000 - September 2018

Name or company name	Blackwood Dental Centre.
Contract type name	PDS Contract
Purpose of contract	General
Contract start date	01/04/2017
Contract end date	31/03/2019

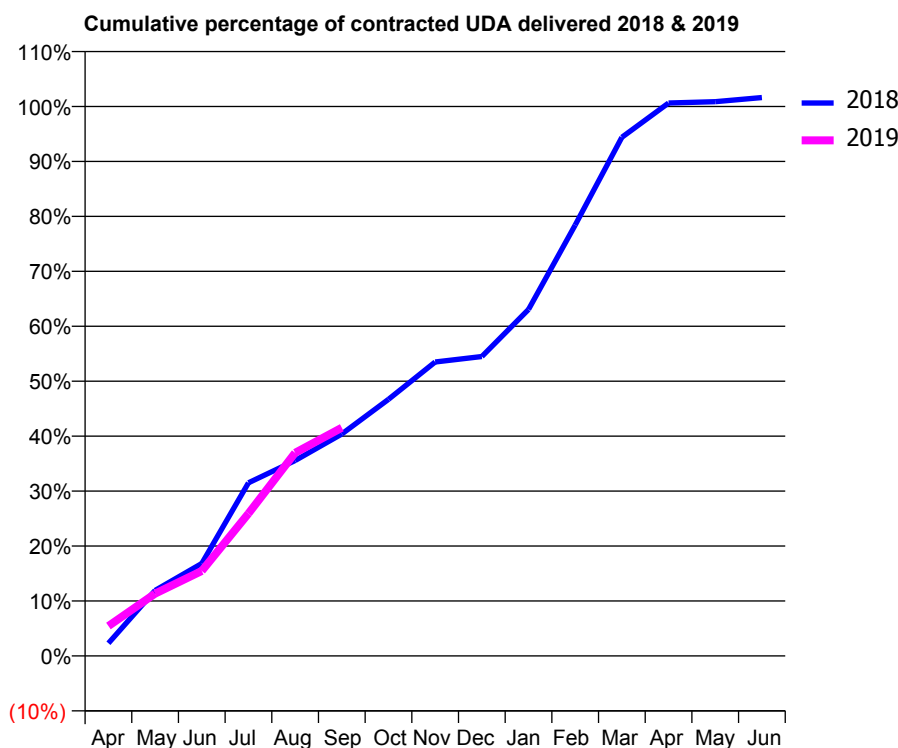
18/19 Contracted general activity (UDA)	1,600
Carry forward general activity (UDA)	-30
18/19 Contracted orthodontic activity (UOA)	0
Carry forward orthodontic activity (UOA)	0
Baseline contract value	£42,199.04

ACCESS*

Patients seen in 24 months	Total	Change since previous quarter
Quarter ending September 2017	161	
Quarter ending December 2017	175	↑
Quarter ending March 2018	269	↑
Quarter ending June 2018	299	↑
Quarter ending September 2018	302	→
Variance since September 2017	87.6%	↑



ACTIVITY



Month	Adjusted Scheduled Activity (UDA)	
	2018	2019
April	37	87
May	191	181
June	269	248
July	504	415
August	569	591
September	646	664
October	747	
November	856	
December	872	
January	1,009	
February	1,255	
March	1,510	
April	1,610	
May	1,614	
June	1,626	

QUALITY

	Quantity	Base Number	Contract	LHB	Wales
% of FP17s for the same patient ID Re-attending within 3 months - Children	4	37	10.8%	8.6%	10.9%
% of FP17s for the same patient ID Re-attending within 3 months - Adults	16	161	9.9%	14.4%	15.6%
% of FP17s for the same patient ID Re-attending between 3 & 9 months - Children	15	37	40.5%	58.4%	59.4%
% of FP17s for the same patient ID Re-attending between 3 & 9 months - Adults	50	161	31.1%	55.1%	55.5%
% of FP17s for Band 1 Urgent Courses	7	182	3.8%	9.1%	8.9%
% of FP17s Relating to Free Repair or Replacements	1	182	0.5%	0.7%	0.7%
% of FP17s Relating to Continuations	0	182	0.0%	0.6%	0.7%
% of Patients satisfied with the dentistry they have received	1	1	N/A	94.6%	93.6%
% of Patients satisfied with the time they had to wait for an appointment	1	1	N/A	89.3%	88.1%

* This is based on patients treated on this contract for their most recent course of treatment. Figures in italics indicate the base number of FP17s or Patient Questionnaire responses are less than 100. N/A is shown where the base number of responses is less than 10 during the period. % is calculated as Quantity/Base number*100

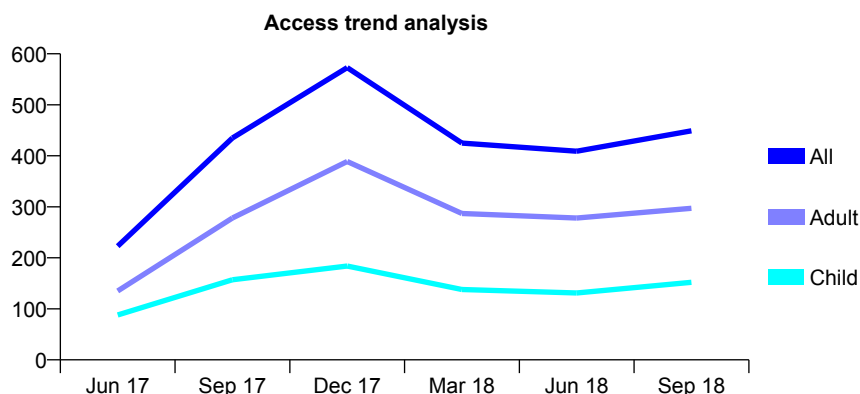
7A6 - Vital Signs At a Glance Contract Report for 100361/0000 - September 2018

Name or company name	Ali Jahanfar & Regina Appah
Contract type name	PDS Contract
Purpose of contract	General
Contract start date	01/04/2017
Contract end date	31/03/2019

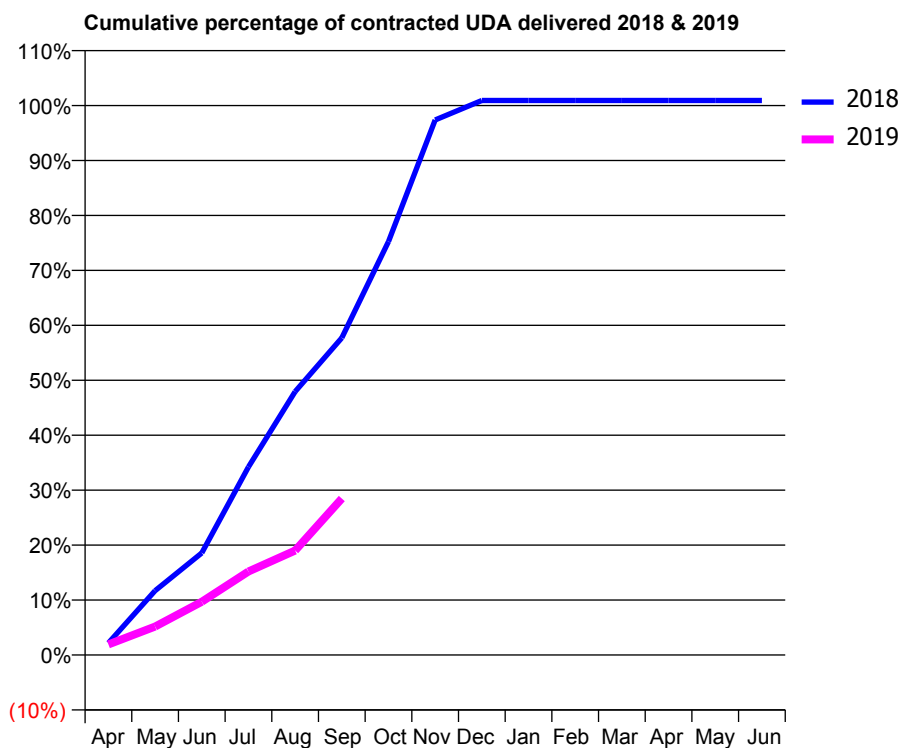
18/19 Contracted general activity (UDA)	1,600
Carry forward general activity (UDA)	-15
18/19 Contracted orthodontic activity (UOA)	0
Carry forward orthodontic activity (UOA)	0
Baseline contract value	£42,199.04

ACCESS*

Patients seen in 24 months	Total	Change since previous quarter
Quarter ending September 2017	435	
Quarter ending December 2017	573	↑
Quarter ending March 2018	425	↓
Quarter ending June 2018	409	↓
Quarter ending September 2018	449	↑
Variance since September 2017	3.2%	↑



ACTIVITY



Month	Adjusted Scheduled Activity (UDA)	
	2018	2019
April	35	31
May	187	83
June	297	155
July	548	243
August	767	304
September	923	456
October	1,204	
November	1,558	
December	1,615	
January	1,615	
February	1,615	
March	1,615	
April	1,615	
May	1,615	
June	1,615	

QUALITY

	Quantity	Base Number	Contract	LHB	Wales
% of FP17s for the same patient ID Re-attending within 3 months - Children	0	75	0.0%	8.6%	10.9%
% of FP17s for the same patient ID Re-attending within 3 months - Adults	1	135	0.7%	14.4%	15.6%
% of FP17s for the same patient ID Re-attending between 3 & 9 months - Children	0	75	0.0%	58.4%	59.4%
% of FP17s for the same patient ID Re-attending between 3 & 9 months - Adults	2	135	1.5%	55.1%	55.5%
% of FP17s for Band 1 Urgent Courses	3	210	1.4%	9.1%	8.9%
% of FP17s Relating to Free Repair or Replacements	0	210	0.0%	0.7%	0.7%
% of FP17s Relating to Continuations	0	210	0.0%	0.6%	0.7%
% of Patients satisfied with the dentistry they have received	1	1	N/A	94.6%	93.6%
% of Patients satisfied with the time they had to wait for an appointment	1	1	N/A	89.3%	88.1%

* This is based on patients treated on this contract for their most recent course of treatment. Figures in italics indicate the base number of FP17s or Patient Questionnaire responses are less than 100. N/A is shown where the base number of responses is less than 10 during the period. % is calculated as Quantity/Base number*100

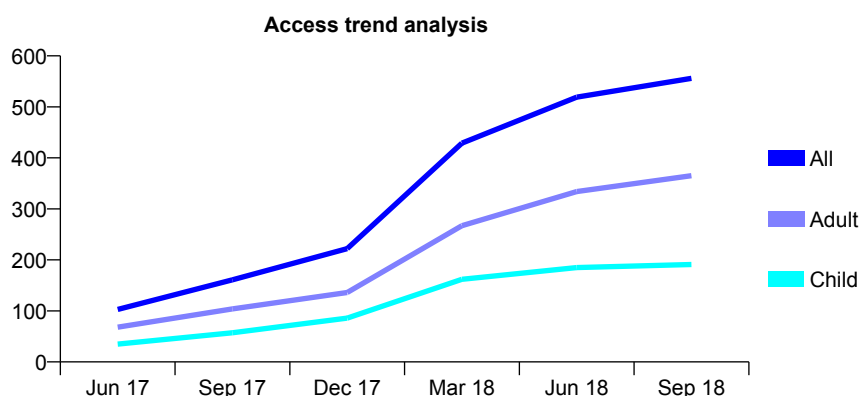
7A6 - Vital Signs At a Glance Contract Report for 100362/0000 - September 2018

Name or company name	Cwmbran Dental Spa
Contract type name	PDS Contract
Purpose of contract	General
Contract start date	01/04/2017
Contract end date	31/03/2019

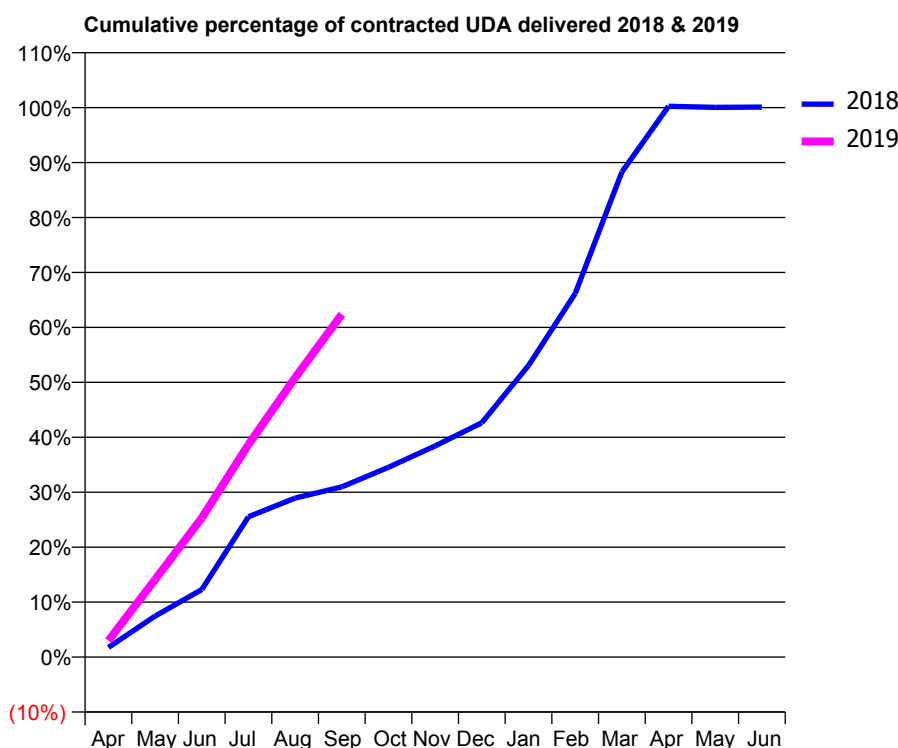
18/19 Contracted general activity (UDA)	1,600
Carry forward general activity (UDA)	-2
18/19 Contracted orthodontic activity (UOA)	0
Carry forward orthodontic activity (UOA)	0
Baseline contract value	£42,199.04

ACCESS*

Patients seen in 24 months	Total	Change since previous quarter
Quarter ending September 2017	161	
Quarter ending December 2017	222	↑
Quarter ending March 2018	429	↑
Quarter ending June 2018	519	↑
Quarter ending September 2018	556	↑
Variance since September 2017	245.3%	↑



ACTIVITY



Month	Adjusted Scheduled Activity (UDA)	
	2018	2019
April	28	48
May	119	226
June	197	405
July	409	619
August	463	814
September	496	998
October	553	
November	615	
December	682	
January	849	
February	1,059	
March	1,412	
April	1,604	
May	1,601	
June	1,602	

QUALITY

	Quantity	Base Number	Contract	LHB	Wales
% of FP17s for the same patient ID Re-attending within 3 months - Children	9	172	5.2%	8.6%	10.9%
% of FP17s for the same patient ID Re-attending within 3 months - Adults	41	347	11.8%	14.4%	15.6%
% of FP17s for the same patient ID Re-attending between 3 & 9 months - Children	50	172	29.1%	58.4%	59.4%
% of FP17s for the same patient ID Re-attending between 3 & 9 months - Adults	88	347	25.4%	55.1%	55.5%
% of FP17s for Band 1 Urgent Courses	55	473	11.6%	9.1%	8.9%
% of FP17s Relating to Free Repair or Replacements	6	473	1.3%	0.7%	0.7%
% of FP17s Relating to Continuations	2	473	0.4%	0.6%	0.7%
% of Patients satisfied with the dentistry they have received	0	0	N/A	94.6%	93.6%
% of Patients satisfied with the time they had to wait for an appointment	0	0	N/A	89.3%	88.1%

* This is based on patients treated on this contract for their most recent course of treatment. Figures in italics indicate the base number of FP17s or Patient Questionnaire responses are less than 100. N/A is shown where the base number of responses is less than 10 during the period. % is calculated as Quantity/Base number*100

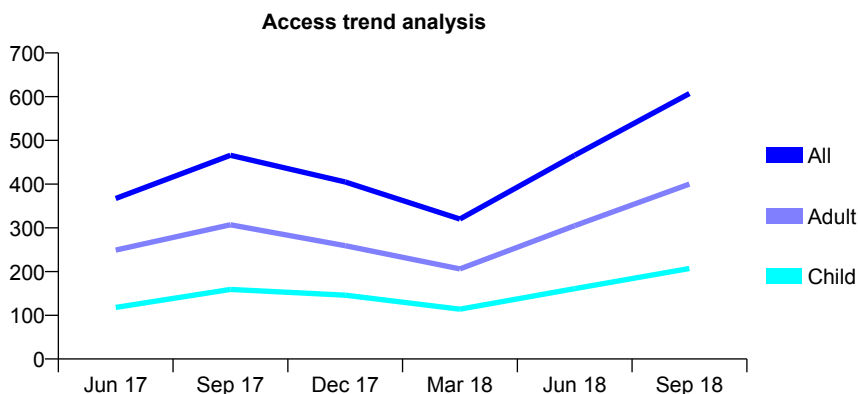
7A6 - Vital Signs At a Glance Contract Report for 100363/0000 - September 2018

Name or company name	Grove Surgery Ltd
Contract type name	PDS Contract
Purpose of contract	General
Contract start date	01/04/2017
Contract end date	31/03/2019

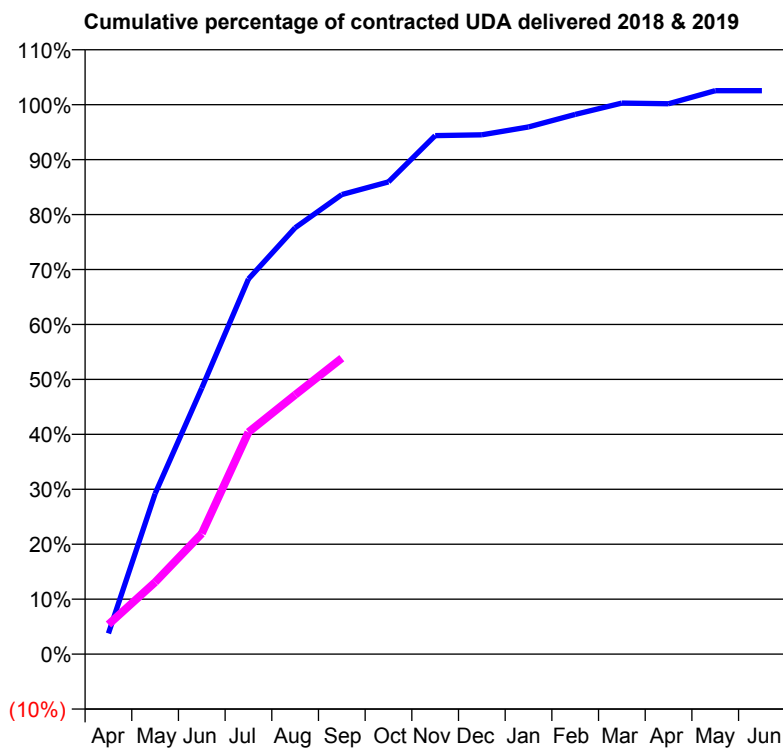
18/19 Contracted general activity (UDA)	1,600
Carry forward general activity (UDA)	-42
18/19 Contracted orthodontic activity (UOA)	0
Carry forward orthodontic activity (UOA)	0
Baseline contract value	£42,199.04

ACCESS*

Patients seen in 24 months	Total	Change since previous quarter
Quarter ending September 2017	466	
Quarter ending December 2017	405	↓
Quarter ending March 2018	320	↓
Quarter ending June 2018	466	↑
Quarter ending September 2018	607	↑
Variance since September 2017	30.3%	↑



ACTIVITY



Month	Adjusted Scheduled Activity (UDA)	
	2018	2019
April	60	86
May	467	209
June	775	351
July	1,092	646
August	1,241	755
September	1,338	862
October	1,375	
November	1,510	
December	1,512	
January	1,535	
February	1,572	
March	1,605	
April	1,603	
May	1,641	
June	1,641	

QUALITY

	Quantity	Base Number	Contract	LHB	Wales
% of FP17s for the same patient ID Re-attending within 3 months - Children	0	137	0.0%	8.6%	10.9%
% of FP17s for the same patient ID Re-attending within 3 months - Adults	5	259	1.9%	14.4%	15.6%
% of FP17s for the same patient ID Re-attending between 3 & 9 months - Children	2	137	1.5%	58.4%	59.4%
% of FP17s for the same patient ID Re-attending between 3 & 9 months - Adults	2	259	0.8%	55.1%	55.5%
% of FP17s for Band 1 Urgent Courses	43	385	11.2%	9.1%	8.9%
% of FP17s Relating to Free Repair or Replacements	1	385	0.3%	0.7%	0.7%
% of FP17s Relating to Continuations	2	385	0.5%	0.6%	0.7%
% of Patients satisfied with the dentistry they have received	0	0	N/A	94.6%	93.6%
% of Patients satisfied with the time they had to wait for an appointment	0	0	N/A	89.3%	88.1%

* This is based on patients treated on this contract for their most recent course of treatment. Figures in italics indicate the base number of FP17s or Patient Questionnaire responses are less than 100. N/A is shown where the base number of responses is less than 10 during the period. % is calculated as Quantity/Base number*100

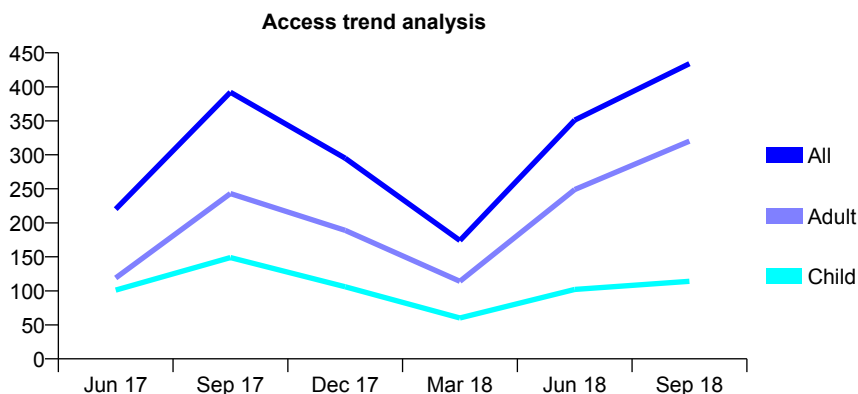
7A6 - Vital Signs At a Glance Contract Report for 100364/0000 - September 2018

Name or company name	MR JD COOK
Contract type name	PDS Contract
Purpose of contract	General
Contract start date	01/04/2017
Contract end date	31/03/2019

18/19 Contracted general activity (UDA)	1,600
Carry forward general activity (UDA)	-73
18/19 Contracted orthodontic activity (UOA)	0
Carry forward orthodontic activity (UOA)	0
Baseline contract value	£42,199.04

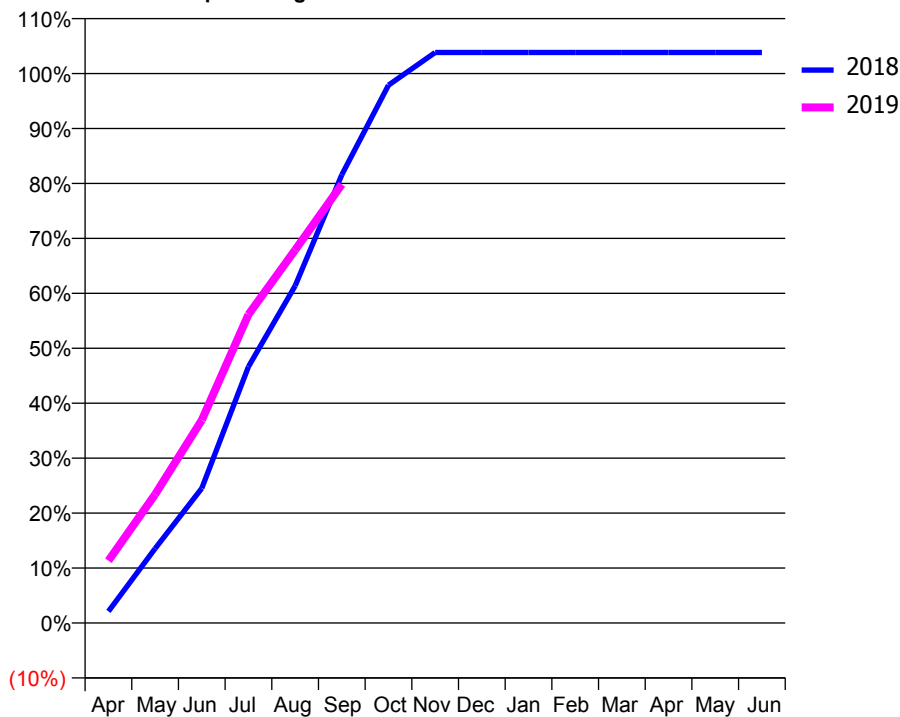
ACCESS*

Patients seen in 24 months	Total	Change since previous quarter
Quarter ending September 2017	392	
Quarter ending December 2017	295	↓
Quarter ending March 2018	174	↓
Quarter ending June 2018	351	↑
Quarter ending September 2018	434	↑
Variance since September 2017	10.7%	↑



ACTIVITY

Cumulative percentage of contracted UDA delivered 2018 & 2019



Month	Adjusted Scheduled Activity (UDA)	
	2018	2019
April	34	182
May	217	375
June	392	591
July	747	898
August	982	1,086
September	1,305	1,277
October	1,566	
November	1,661	
December	1,661	
January	1,661	
February	1,661	
March	1,661	
April	1,661	
May	1,661	
June	1,661	

QUALITY

	Quantity	Base Number	Contract	LHB	Wales
% of FP17s for the same patient ID Re-attending within 3 months - Children	3	112	2.7%	8.6%	10.9%
% of FP17s for the same patient ID Re-attending within 3 months - Adults	11	302	3.6%	14.4%	15.6%
% of FP17s for the same patient ID Re-attending between 3 & 9 months - Children	3	112	2.7%	58.4%	59.4%
% of FP17s for the same patient ID Re-attending between 3 & 9 months - Adults	4	302	1.3%	55.1%	55.5%
% of FP17s for Band 1 Urgent Courses	52	414	12.6%	9.1%	8.9%
% of FP17s Relating to Free Repair or Replacements	0	414	0.0%	0.7%	0.7%
% of FP17s Relating to Continuations	0	414	0.0%	0.6%	0.7%
% of Patients satisfied with the dentistry they have received	1	1	N/A	94.6%	93.6%
% of Patients satisfied with the time they had to wait for an appointment	1	1	N/A	89.3%	88.1%

* This is based on patients treated on this contract for their most recent course of treatment. Figures in italics indicate the base number of FP17s or Patient Questionnaire responses are less than 100. N/A is shown where the base number of responses is less than 10 during the period. % is calculated as Quantity/Base number*100

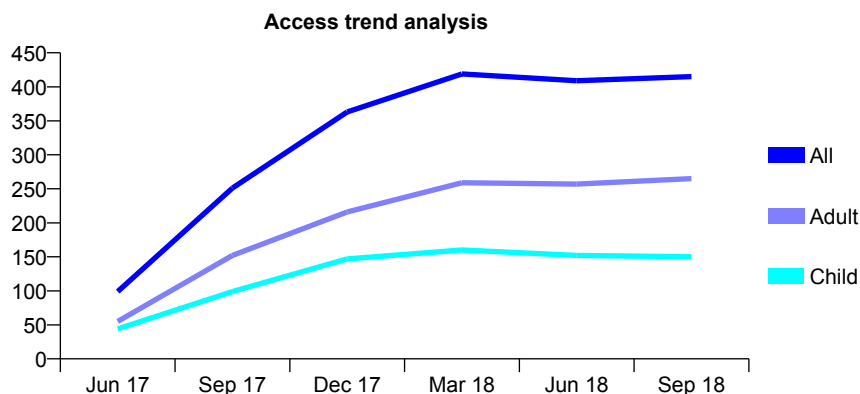
7A6 - Vital Signs At a Glance Contract Report for 100366/0000 - September 2018

Name or company name	Newport Dental Care Partnership
Contract type name	PDS Contract
Purpose of contract	General
Contract start date	01/04/2017
Contract end date	31/03/2019

18/19 Contracted general activity (UDA)	1,600
Carry forward general activity (UDA)	36
18/19 Contracted orthodontic activity (UOA)	0
Carry forward orthodontic activity (UOA)	0
Baseline contract value	£42,199.04

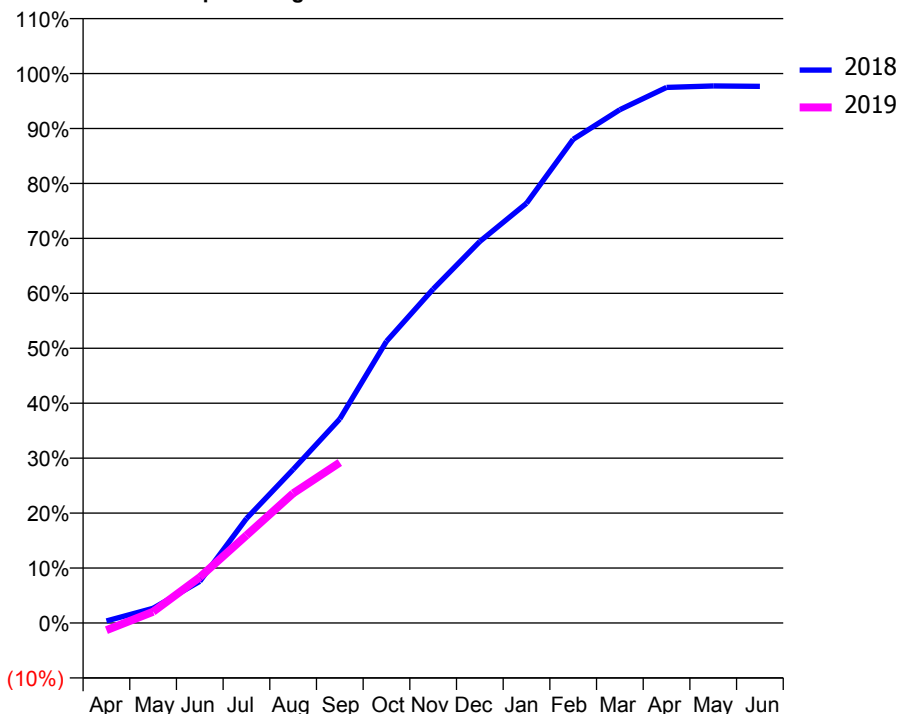
ACCESS*

Patients seen in 24 months	Total	Change since previous quarter
Quarter ending September 2017	251	
Quarter ending December 2017	363	↑
Quarter ending March 2018	419	↑
Quarter ending June 2018	409	↓
Quarter ending September 2018	415	→
Variance since September 2017	65.3%	↑



ACTIVITY

Cumulative percentage of contracted UDA delivered 2018 & 2019



Adjusted Scheduled Activity (UDA)

Month	2018	2019
April	6	-21
May	43	33
June	121	133
July	304	255
August	447	377
September	594	467
October	820	
November	972	
December	1,111	
January	1,222	
February	1,409	
March	1,495	
April	1,560	
May	1,564	
June	1,563	

QUALITY

	Quantity	Base Number	Contract	LHB	Wales
% of FP17s for the same patient ID Re-attending within 3 months - Children	0	72	0.0%	8.6%	10.9%
% of FP17s for the same patient ID Re-attending within 3 months - Adults	0	113	0.0%	14.4%	15.6%
% of FP17s for the same patient ID Re-attending between 3 & 9 months - Children	0	72	0.0%	58.4%	59.4%
% of FP17s for the same patient ID Re-attending between 3 & 9 months - Adults	0	113	0.0%	55.1%	55.5%
% of FP17s for Band 1 Urgent Courses	2	167	1.2%	9.1%	8.9%
% of FP17s Relating to Free Repair or Replacements	0	167	0.0%	0.7%	0.7%
% of FP17s Relating to Continuations	0	167	0.0%	0.6%	0.7%
% of Patients satisfied with the dentistry they have received	3	3	N/A	94.6%	93.6%
% of Patients satisfied with the time they had to wait for an appointment	3	3	N/A	89.3%	88.1%

* This is based on patients treated on this contract for their most recent course of treatment. Figures in italics indicate the base number of FP17s or Patient Questionnaire responses are less than 100. N/A is shown where the base number of responses is less than 10 during the period. % is calculated as Quantity/Base number*100

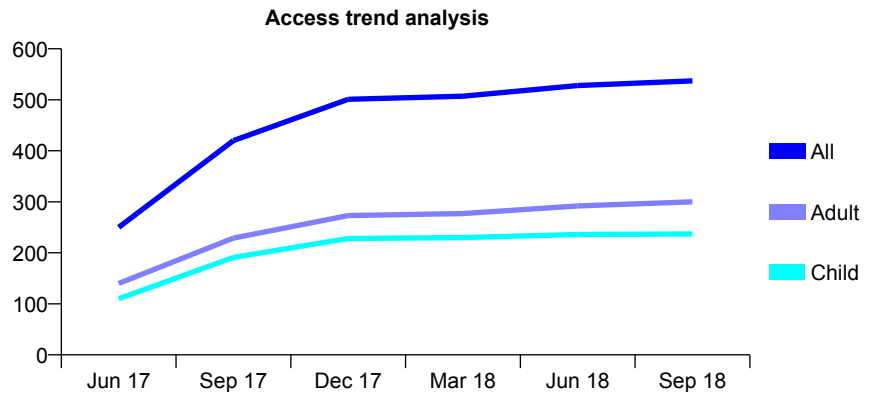
7A6 - Vital Signs At a Glance Contract Report for 100379/0000 - September 2018

Name or company name	Parklands Dental Practice
Contract type name	GDS Contract
Purpose of contract	General
Contract start date	22/03/2017
Contract end date	

18/19 Contracted general activity (UDA)	1,715
Carry forward general activity (UDA)	17
18/19 Contracted orthodontic activity (UOA)	0
Carry forward orthodontic activity (UOA)	0
Baseline contract value	£73,767.36

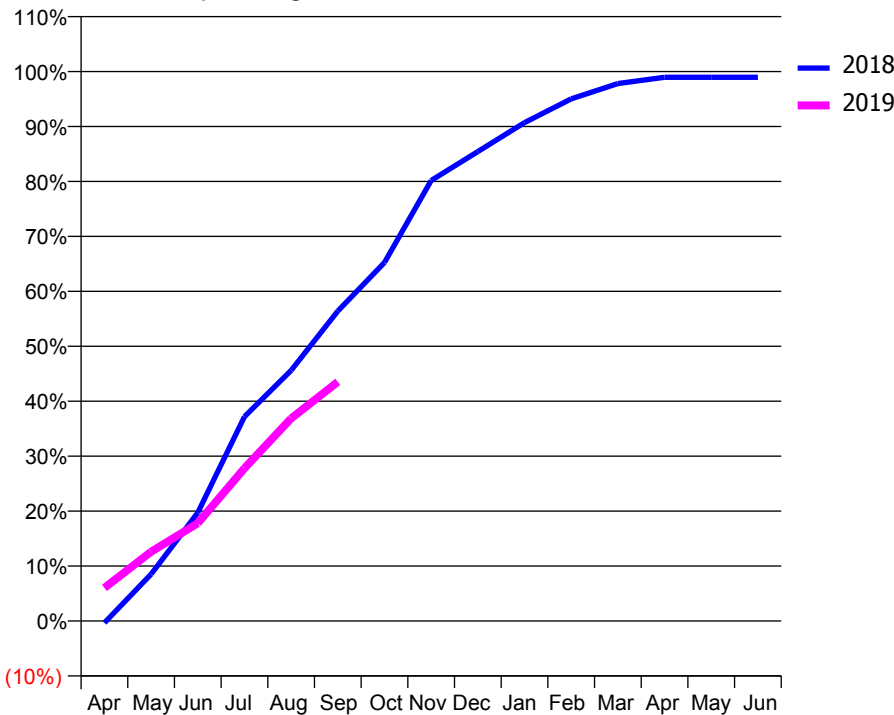
ACCESS*

Patients seen in 24 months	Total	Change since previous quarter
Quarter ending September 2017	420	
Quarter ending December 2017	501	↑
Quarter ending March 2018	507	→
Quarter ending June 2018	528	↑
Quarter ending September 2018	537	→
Variance since September 2017	27.9%	↑



ACTIVITY

Cumulative percentage of contracted UDA delivered 2018 & 2019



Month	Adjusted Scheduled Activity (UDA)	
	2018	2019
April	-6	103
May	146	216
June	338	305
July	638	477
August	782	632
September	967	747
October	1,119	
November	1,375	
December	1,465	
January	1,556	
February	1,630	
March	1,677	
April	1,697	
May	1,697	
June	1,697	

QUALITY

	Quantity	Base Number	Contract	LHB	Wales
% of FP17s for the same patient ID Re-attending within 3 months - Children	5	203	2.5%	8.6%	10.9%
% of FP17s for the same patient ID Re-attending within 3 months - Adults	16	224	7.1%	14.4%	15.6%
% of FP17s for the same patient ID Re-attending between 3 & 9 months - Children	121	203	59.6%	58.4%	59.4%
% of FP17s for the same patient ID Re-attending between 3 & 9 months - Adults	144	224	64.3%	55.1%	55.5%
% of FP17s for Band 1 Urgent Courses	13	419	3.1%	9.1%	8.9%
% of FP17s Relating to Free Repair or Replacements	0	419	0.0%	0.7%	0.7%
% of FP17s Relating to Continuations	1	419	0.2%	0.6%	0.7%
% of Patients satisfied with the dentistry they have received	1	1	N/A	94.6%	93.6%
% of Patients satisfied with the time they had to wait for an appointment	1	1	N/A	89.3%	88.1%

* This is based on patients treated on this contract for their most recent course of treatment. Figures in italics indicate the base number of FP17s or Patient Questionnaire responses are less than 100. N/A is shown where the base number of responses is less than 10 during the period. % is calculated as Quantity/Base number*100

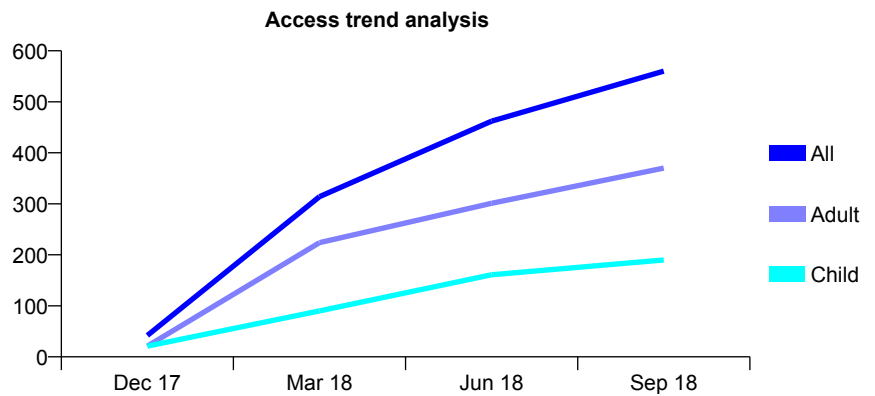
7A6 - Vital Signs At a Glance Contract Report for 100502/0000 - September 2018

Name or company name	MR JW REES
Contract type name	GDS Contract
Purpose of contract	General
Contract start date	06/11/2017
Contract end date	

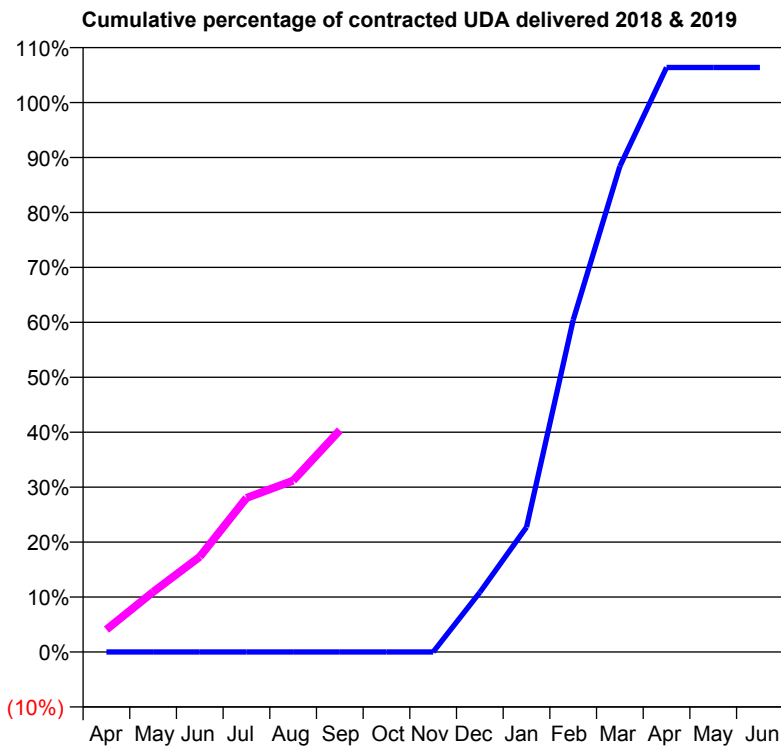
18/19 Contracted general activity (UDA)	1,769
Carry forward general activity (UDA)	27
18/19 Contracted orthodontic activity (UOA)	0
Carry forward orthodontic activity (UOA)	0
Baseline contract value	£44,072.45

ACCESS*

Patients seen in 24 months	Total	Change since previous quarter
Quarter ending September 2017	0	
Quarter ending December 2017	42	↑
Quarter ending March 2018	314	↑
Quarter ending June 2018	462	↑
Quarter ending September 2018	560	↑
Variance since September 2017	N/A	



ACTIVITY



Month	Adjusted Scheduled Activity (UDA)	
	2018	2019
April	0	72
May	0	194
June	0	307
July	0	496
August	0	552
September	0	714
October	0	
November	0	
December	77	
January	162	
February	431	
March	630	
April	758	
May	758	
June	758	

QUALITY

	Quantity	Base Number	Contract	LHB	Wales
% of FP17s for the same patient ID Re-attending within 3 months - Children	11	162	6.8%	8.6%	10.9%
% of FP17s for the same patient ID Re-attending within 3 months - Adults	30	260	11.5%	14.4%	15.6%
% of FP17s for the same patient ID Re-attending between 3 & 9 months - Children	34	162	21.0%	58.4%	59.4%
% of FP17s for the same patient ID Re-attending between 3 & 9 months - Adults	58	260	22.3%	55.1%	55.5%
% of FP17s for Band 1 Urgent Courses	10	368	2.7%	9.1%	8.9%
% of FP17s Relating to Free Repair or Replacements	0	368	0.0%	0.7%	0.7%
% of FP17s Relating to Continuations	0	368	0.0%	0.6%	0.7%
% of Patients satisfied with the dentistry they have received	2	2	N/A	94.6%	93.6%
% of Patients satisfied with the time they had to wait for an appointment	2	2	N/A	89.3%	88.1%

* This is based on patients treated on this contract for their most recent course of treatment. Figures in italics indicate the base number of FP17s or Patient Questionnaire responses are less than 100. N/A is shown where the base number of responses is less than 10 during the period. % is calculated as Quantity/Base number*100

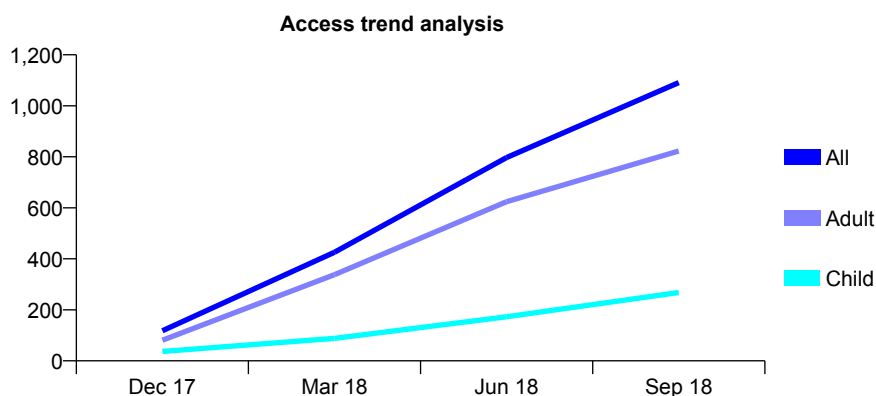
7A6 - Vital Signs At a Glance Contract Report for 100530/0000 - September 2018

Name or company name	Ali Jahanfar & Regina Appah
Contract type name	PDS Contract
Purpose of contract	General
Contract start date	01/11/2017
Contract end date	31/10/2019

18/19 Contracted general activity (UDA)	2,885
Carry forward general activity (UDA)	72
18/19 Contracted orthodontic activity (UOA)	0
Carry forward orthodontic activity (UOA)	0
Baseline contract value	£75,000.00

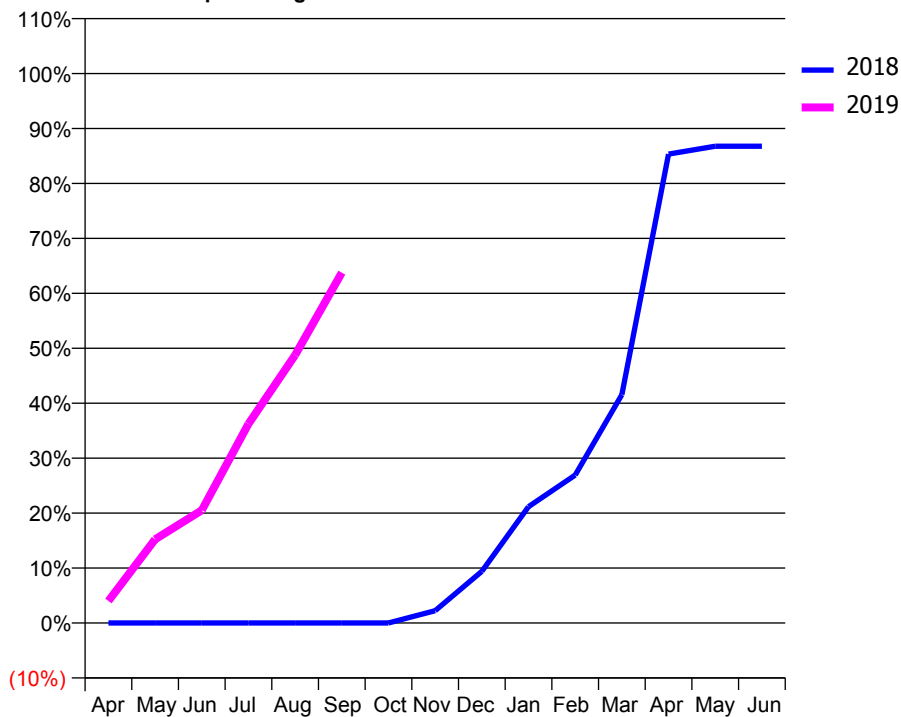
ACCESS*

Patients seen in 24 months	Total	Change since previous quarter
Quarter ending September 2017	0	
Quarter ending December 2017	118	↑
Quarter ending March 2018	426	↑
Quarter ending June 2018	797	↑
Quarter ending September 2018	1,091	↑
Variance since September 2017	N/A	



ACTIVITY

Cumulative percentage of contracted UDA delivered 2018 & 2019



Adjusted Scheduled Activity (UDA)

Month	2018	2019
April	0	116
May	0	439
June	0	592
July	0	1,046
August	0	1,407
September	0	1,840
October	0	
November	27	
December	113	
January	255	
February	324	
March	500	
April	1,026	
May	1,043	
June	1,043	

QUALITY

	Quantity	Base Number	Contract	LHB	Wales
% of FP17s for the same patient ID Re-attending within 3 months - Children	8	274	2.9%	8.6%	10.9%
% of FP17s for the same patient ID Re-attending within 3 months - Adults	27	917	2.9%	14.4%	15.6%
% of FP17s for the same patient ID Re-attending between 3 & 9 months - Children	26	274	9.5%	58.4%	59.4%
% of FP17s for the same patient ID Re-attending between 3 & 9 months - Adults	50	917	5.5%	55.1%	55.5%
% of FP17s for Band 1 Urgent Courses	58	896	6.5%	9.1%	8.9%
% of FP17s Relating to Free Repair or Replacements	7	896	0.8%	0.7%	0.7%
% of FP17s Relating to Continuations	3	896	0.3%	0.6%	0.7%
% of Patients satisfied with the dentistry they have received	0	0	N/A	94.6%	93.6%
% of Patients satisfied with the time they had to wait for an appointment	0	0	N/A	89.3%	88.1%

* This is based on patients treated on this contract for their most recent course of treatment. Figures in italics indicate the base number of FP17s or Patient Questionnaire responses are less than 100. N/A is shown where the base number of responses is less than 10 during the period. % is calculated as Quantity/Base number*100

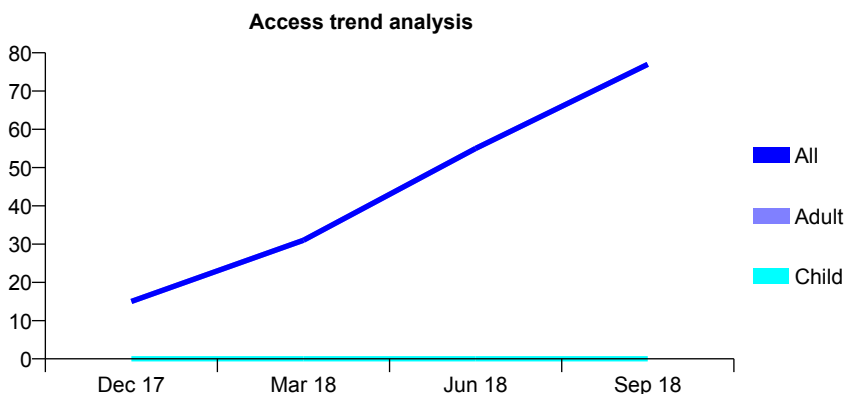
7A6 - Vital Signs At a Glance Contract Report for 100539/0000 - September 2018

Name or company name	Blackwood Dental Centre.
Contract type name	PDS Contract
Purpose of contract	General
Contract start date	13/11/2017
Contract end date	12/11/2019

18/19 Contracted general activity (UDA)	950
Carry forward general activity (UDA)	0
18/19 Contracted orthodontic activity (UOA)	0
Carry forward orthodontic activity (UOA)	0
Baseline contract value	£47,500.00

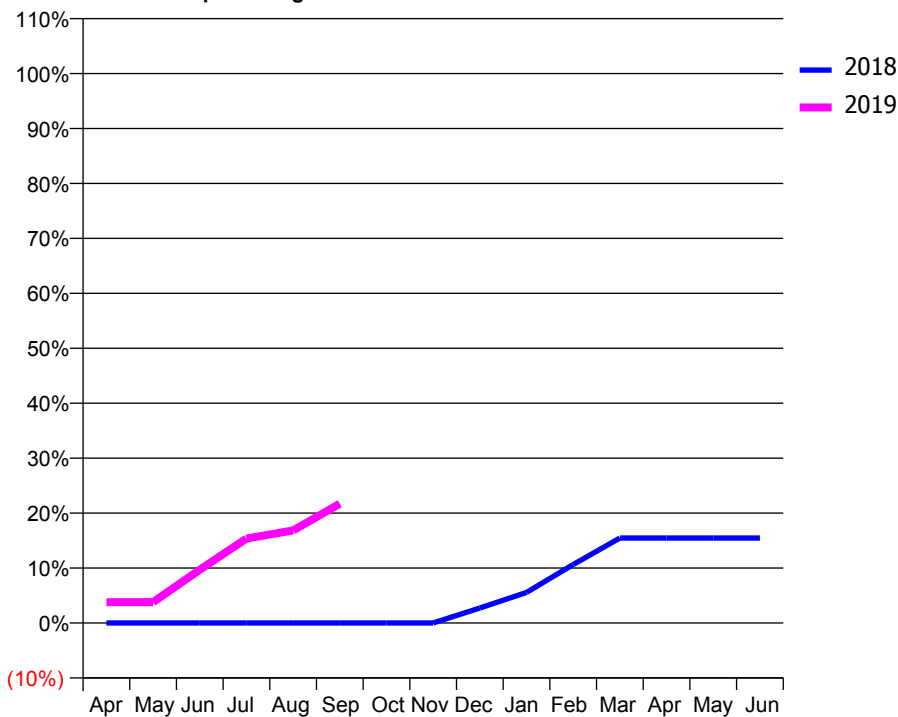
ACCESS*

Patients seen in 24 months	Total	Change since previous quarter
Quarter ending September 2017	0	
Quarter ending December 2017	15	↑
Quarter ending March 2018	31	↑
Quarter ending June 2018	55	↑
Quarter ending September 2018	77	↑
Variance since September 2017	N/A	



ACTIVITY

Cumulative percentage of contracted UDA delivered 2018 & 2019



Month	Adjusted Scheduled Activity (UDA)	
	2018	2019
April	0	36
May	0	36
June	0	92
July	0	146
August	0	160
September	0	206
October	0	
November	0	
December	26	
January	53	
February	101	
March	147	
April	147	
May	147	
June	147	

QUALITY

	Quantity	Base Number	Contract	LHB	Wales
% of FP17s for the same patient ID Re-attending within 3 months - Children	0	0	N/A	8.6%	10.9%
% of FP17s for the same patient ID Re-attending within 3 months - Adults	0	40	0.0%	14.4%	15.6%
% of FP17s for the same patient ID Re-attending between 3 & 9 months - Children	0	0	N/A	58.4%	59.4%
% of FP17s for the same patient ID Re-attending between 3 & 9 months - Adults	0	40	0.0%	55.1%	55.5%
% of FP17s for Band 1 Urgent Courses	1	40	2.5%	9.1%	8.9%
% of FP17s Relating to Free Repair or Replacements	0	40	0.0%	0.7%	0.7%
% of FP17s Relating to Continuations	0	40	0.0%	0.6%	0.7%
% of Patients satisfied with the dentistry they have received	0	0	N/A	94.6%	93.6%
% of Patients satisfied with the time they had to wait for an appointment	0	0	N/A	89.3%	88.1%

* This is based on patients treated on this contract for their most recent course of treatment. Figures in italics indicate the base number of FP17s or Patient Questionnaire responses are less than 100. N/A is shown where the base number of responses is less than 10 during the period. % is calculated as Quantity/Base number*100

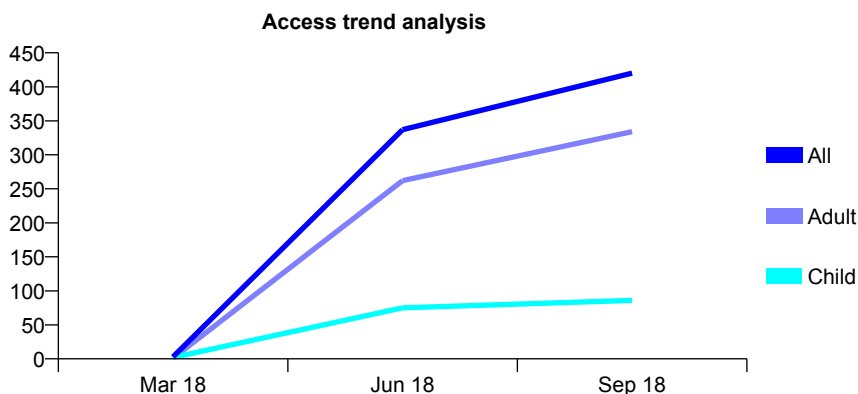
7A6 - Vital Signs At a Glance Contract Report for 100575/0000 - September 2018

Name or company name	Gupta & Gupta Limited
Contract type name	PDS Contract
Purpose of contract	General
Contract start date	01/01/2018
Contract end date	31/01/2019

18/19 Contracted general activity (UDA)	2,500
Carry forward general activity (UDA)	40
18/19 Contracted orthodontic activity (UOA)	0
Carry forward orthodontic activity (UOA)	0
Baseline contract value	£65,000.00

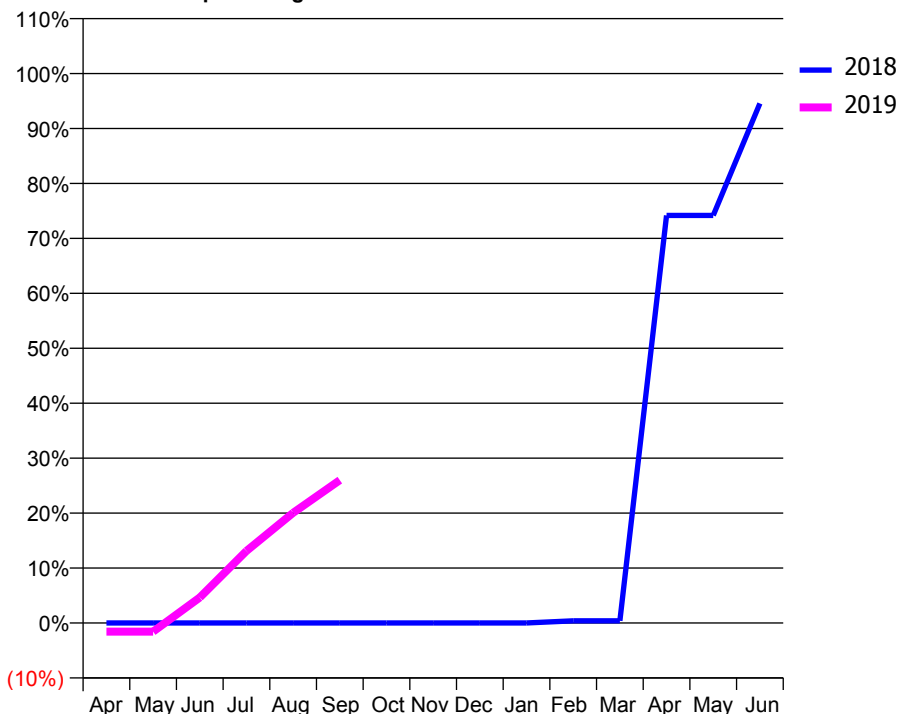
ACCESS*

Patients seen in 24 months	Total	Change since previous quarter
Quarter ending September 2017	0	
Quarter ending December 2017	0	
Quarter ending March 2018	3	
Quarter ending June 2018	337	↑
Quarter ending September 2018	420	↑
Variance since September 2017	N/A	



ACTIVITY

Cumulative percentage of contracted UDA delivered 2018 & 2019



Adjusted Scheduled Activity (UDA)

Month	2018	2019
April	0	-40
May	0	-40
June	0	116
July	0	328
August	0	501
September	0	650
October	0	
November	0	
December	0	
January	0	
February	3	
March	3	
April	556	
May	556	
June	709	

QUALITY

	Quantity	Base Number	Contract	LHB	Wales
% of FP17s for the same patient ID Re-attending within 3 months - Children	2	106	1.9%	8.6%	10.9%
% of FP17s for the same patient ID Re-attending within 3 months - Adults	14	382	3.7%	14.4%	15.6%
% of FP17s for the same patient ID Re-attending between 3 & 9 months - Children	4	106	3.8%	58.4%	59.4%
% of FP17s for the same patient ID Re-attending between 3 & 9 months - Adults	2	382	0.5%	55.1%	55.5%
% of FP17s for Band 1 Urgent Courses	9	257	3.5%	9.1%	8.9%
% of FP17s Relating to Free Repair or Replacements	0	257	0.0%	0.7%	0.7%
% of FP17s Relating to Continuations	3	257	1.2%	0.6%	0.7%
% of Patients satisfied with the dentistry they have received	0	0	N/A	94.6%	93.6%
% of Patients satisfied with the time they had to wait for an appointment	0	0	N/A	89.3%	88.1%

* This is based on patients treated on this contract for their most recent course of treatment. Figures in italics indicate the base number of FP17s or Patient Questionnaire responses are less than 100. N/A is shown where the base number of responses is less than 10 during the period. % is calculated as Quantity/Base number*100

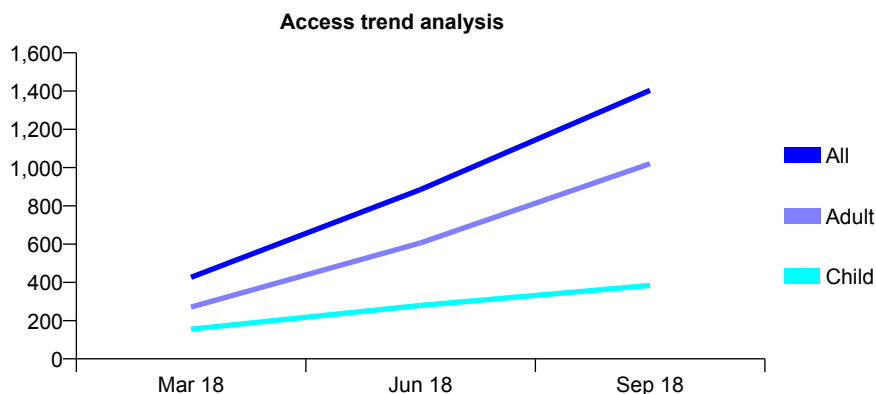
7A6 - Vital Signs At a Glance Contract Report for 100576/0000 - September 2018

Name or company name	Restore Dental Group
Contract type name	PDS Contract
Purpose of contract	General
Contract start date	01/01/2018
Contract end date	31/12/2019

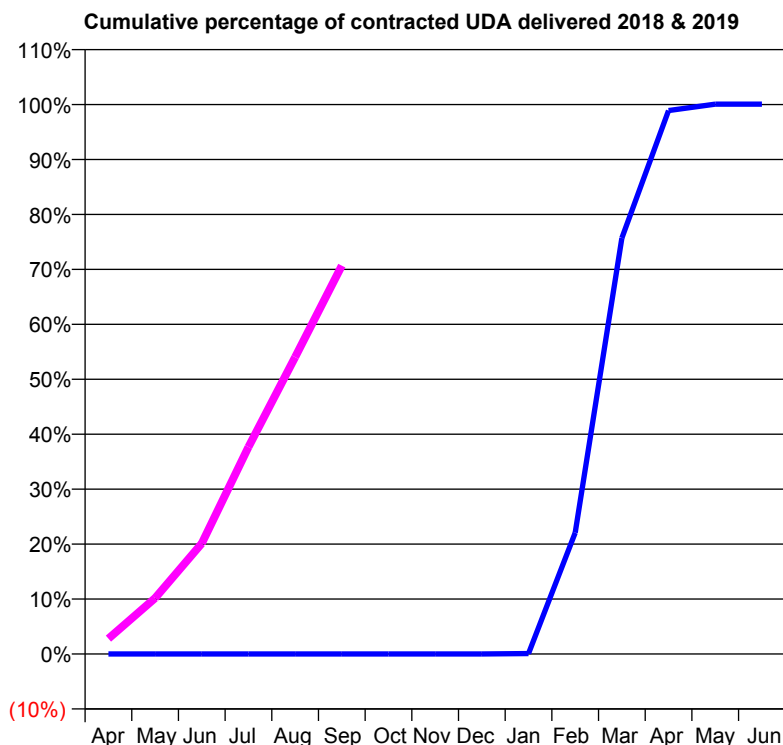
18/19 Contracted general activity (UDA)	4,155
Carry forward general activity (UDA)	-2
18/19 Contracted orthodontic activity (UOA)	0
Carry forward orthodontic activity (UOA)	0
Baseline contract value	£108,030.00

ACCESS*

Patients seen in 24 months	Total	Change since previous quarter
Quarter ending September 2017	0	
Quarter ending December 2017	0	
Quarter ending March 2018	426	
Quarter ending June 2018	885	↑
Quarter ending September 2018	1,404	↑
Variance since September 2017	N/A	



ACTIVITY



Month	Adjusted Scheduled Activity (UDA)	
	2018	2019
April	0	116
May	0	423
June	0	836
July	0	1,566
August	0	2,245
September	0	2,937
October	0	
November	0	
December	0	
January	1	
February	229	
March	787	
April	1,028	
May	1,040	
June	1,040	

QUALITY

	Quantity	Base Number	Contract	LHB	Wales
% of FP17s for the same patient ID Re-attending within 3 months - Children	10	342	2.9%	8.6%	10.9%
% of FP17s for the same patient ID Re-attending within 3 months - Adults	27	1,060	2.5%	14.4%	15.6%
% of FP17s for the same patient ID Re-attending between 3 & 9 months - Children	25	342	7.3%	58.4%	59.4%
% of FP17s for the same patient ID Re-attending between 3 & 9 months - Adults	29	1,060	2.7%	55.1%	55.5%
% of FP17s for Band 1 Urgent Courses	151	1,337	11.3%	9.1%	8.9%
% of FP17s Relating to Free Repair or Replacements	0	1,337	0.0%	0.7%	0.7%
% of FP17s Relating to Continuations	3	1,337	0.2%	0.6%	0.7%
% of Patients satisfied with the dentistry they have received	1	1	N/A	94.6%	93.6%
% of Patients satisfied with the time they had to wait for an appointment	1	1	N/A	89.3%	88.1%

* This is based on patients treated on this contract for their most recent course of treatment. Figures in italics indicate the base number of FP17s or Patient Questionnaire responses are less than 100. N/A is shown where the base number of responses is less than 10 during the period. % is calculated as Quantity/Base number*100

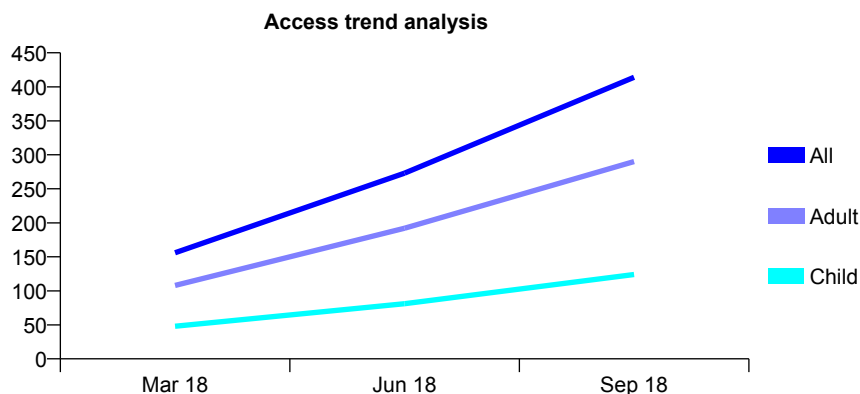
7A6 - Vital Signs At a Glance Contract Report for 100577/0000 - September 2018

Name or company name	Risca Dental Practice Limited
Contract type name	PDS Contract
Purpose of contract	General
Contract start date	01/01/2018
Contract end date	31/12/2019

18/19 Contracted general activity (UDA)	1,500
Carry forward general activity (UDA)	23
18/19 Contracted orthodontic activity (UOA)	0
Carry forward orthodontic activity (UOA)	0
Baseline contract value	£39,000.00

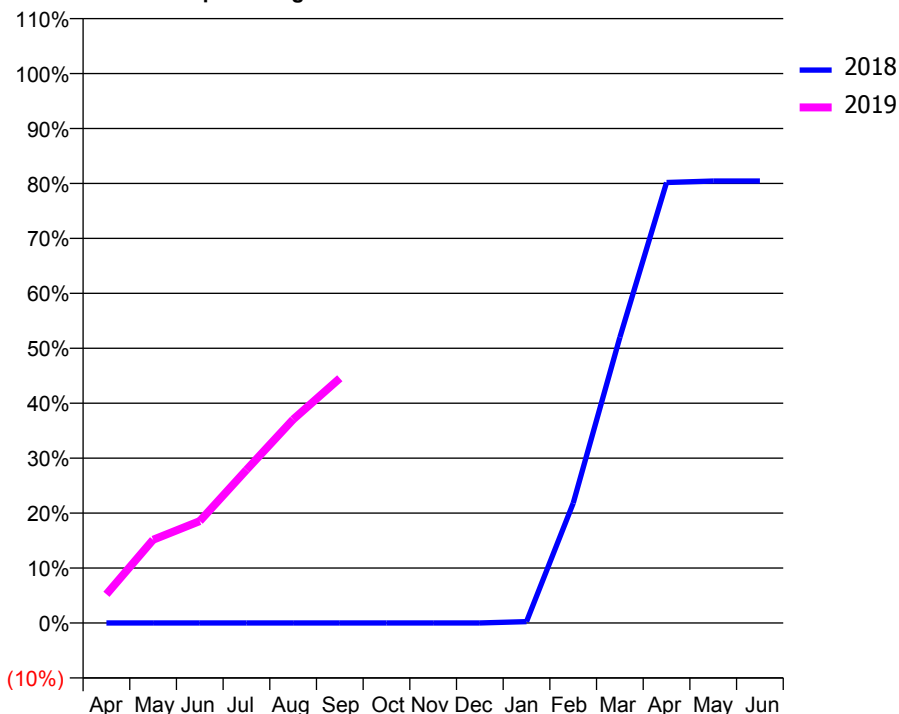
ACCESS*

Patients seen in 24 months	Total	Change since previous quarter
Quarter ending September 2017	0	
Quarter ending December 2017	0	
Quarter ending March 2018	156	
Quarter ending June 2018	273	↑
Quarter ending September 2018	414	↑
Variance since September 2017	N/A	



ACTIVITY

Cumulative percentage of contracted UDA delivered 2018 & 2019



Adjusted Scheduled Activity (UDA)

Month	2018	2019
April	0	79
May	0	227
June	0	278
July	0	418
August	0	556
September	0	668
October	0	
November	0	
December	0	
January	1	
February	82	
March	195	
April	301	
May	302	
June	302	

QUALITY

	Quantity	Base Number	Contract	LHB	Wales
% of FP17s for the same patient ID Re-attending within 3 months - Children	2	105	1.9%	8.6%	10.9%
% of FP17s for the same patient ID Re-attending within 3 months - Adults	12	246	4.9%	14.4%	15.6%
% of FP17s for the same patient ID Re-attending between 3 & 9 months - Children	9	105	8.6%	58.4%	59.4%
% of FP17s for the same patient ID Re-attending between 3 & 9 months - Adults	18	246	7.3%	55.1%	55.5%
% of FP17s for Band 1 Urgent Courses	41	301	13.6%	9.1%	8.9%
% of FP17s Relating to Free Repair or Replacements	0	301	0.0%	0.7%	0.7%
% of FP17s Relating to Continuations	2	301	0.7%	0.6%	0.7%
% of Patients satisfied with the dentistry they have received	0	0	N/A	94.6%	93.6%
% of Patients satisfied with the time they had to wait for an appointment	0	0	N/A	89.3%	88.1%

* This is based on patients treated on this contract for their most recent course of treatment. Figures in italics indicate the base number of FP17s or Patient Questionnaire responses are less than 100. N/A is shown where the base number of responses is less than 10 during the period. % is calculated as Quantity/Base number*100

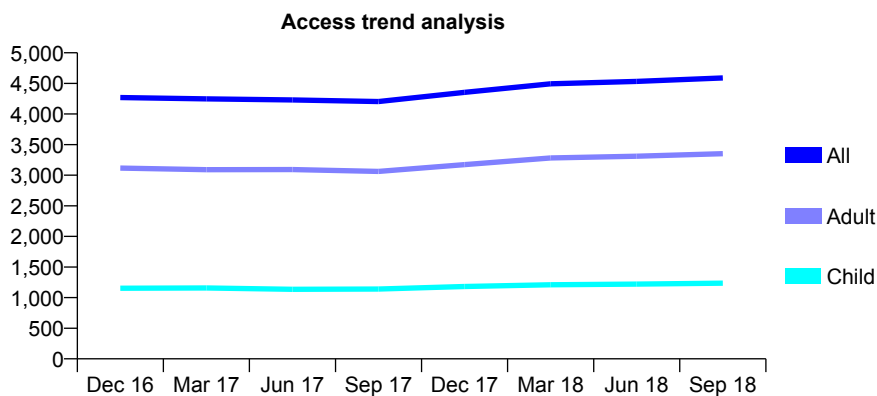
7A6 - Vital Signs At a Glance Contract Report for 101281/0135 - September 2018

Name or company name	OASIS DENTAL CARE LTD
Contract type name	GDS Contract
Purpose of contract	General
Contract start date	01/04/2006
Contract end date	

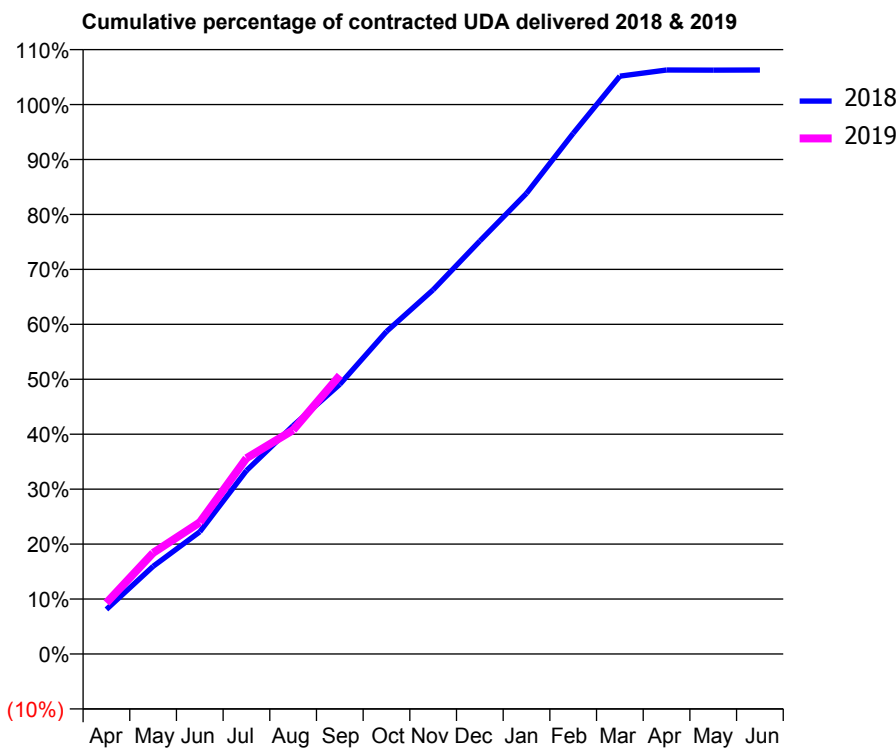
18/19 Contracted general activity (UDA)	16,432
Carry forward general activity (UDA)	-822
18/19 Contracted orthodontic activity (UOA)	0
Carry forward orthodontic activity (UOA)	0
Baseline contract value	£407,632.01

ACCESS*

Patients seen in 24 months	Total	Change since previous quarter
Quarter ending September 2017	4,204	
Quarter ending December 2017	4,355	↑
Quarter ending March 2018	4,494	↑
Quarter ending June 2018	4,533	→
Quarter ending September 2018	4,589	→
Variance since September 2017	9.2%	↑



ACTIVITY



Month	Adjusted Scheduled Activity (UDA)	
	2018	2019
April	1,334	1,528
May	2,623	3,024
June	3,653	3,939
July	5,485	5,857
August	6,830	6,696
September	8,064	8,332
October	9,642	
November	10,894	
December	12,353	
January	13,773	
February	15,570	
March	17,278	
April	17,464	
May	17,461	
June	17,464	

QUALITY

	Quantity	Base Number	Contract	LHB	Wales
% of FP17s for the same patient ID Re-attending within 3 months - Children	78	949	8.2%	8.6%	10.9%
% of FP17s for the same patient ID Re-attending within 3 months - Adults	368	2,606	14.1%	14.4%	15.6%
% of FP17s for the same patient ID Re-attending between 3 & 9 months - Children	604	949	63.6%	58.4%	59.4%
% of FP17s for the same patient ID Re-attending between 3 & 9 months - Adults	1,611	2,606	61.8%	55.1%	55.5%
% of FP17s for Band 1 Urgent Courses	306	3,485	8.8%	9.1%	8.9%
% of FP17s Relating to Free Repair or Replacements	66	3,485	1.9%	0.7%	0.7%
% of FP17s Relating to Continuations	31	3,485	0.9%	0.6%	0.7%
% of Patients satisfied with the dentistry they have received	9	10	90.0%	94.6%	93.6%
% of Patients satisfied with the time they had to wait for an appointment	10	10	100.0%	89.3%	88.1%

* This is based on patients treated on this contract for their most recent course of treatment. Figures in italics indicate the base number of FP17s or Patient Questionnaire responses are less than 100. N/A is shown where the base number of responses is less than 10 during the period. % is calculated as Quantity/Base number*100

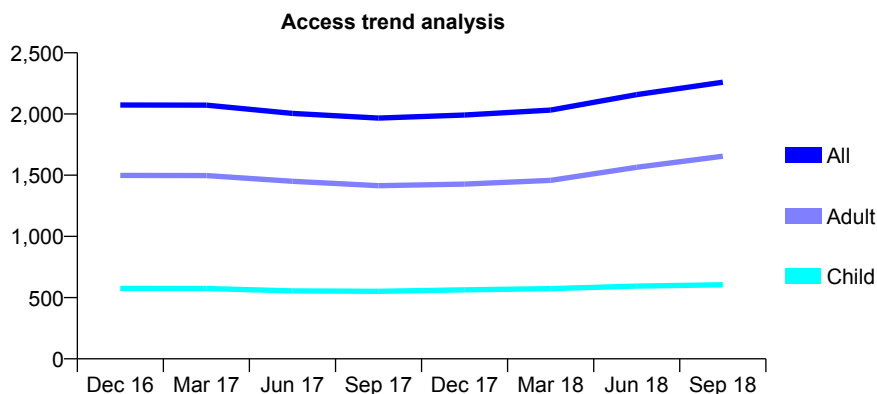
7A6 - Vital Signs At a Glance Contract Report for 101281/0136 - September 2018

Name or company name	OASIS DENTAL CARE LTD
Contract type name	GDS Contract
Purpose of contract	General
Contract start date	01/04/2006
Contract end date	

18/19 Contracted general activity (UDA)	6,487
Carry forward general activity (UDA)	0
18/19 Contracted orthodontic activity (UOA)	0
Carry forward orthodontic activity (UOA)	0
Baseline contract value	£163,548.31

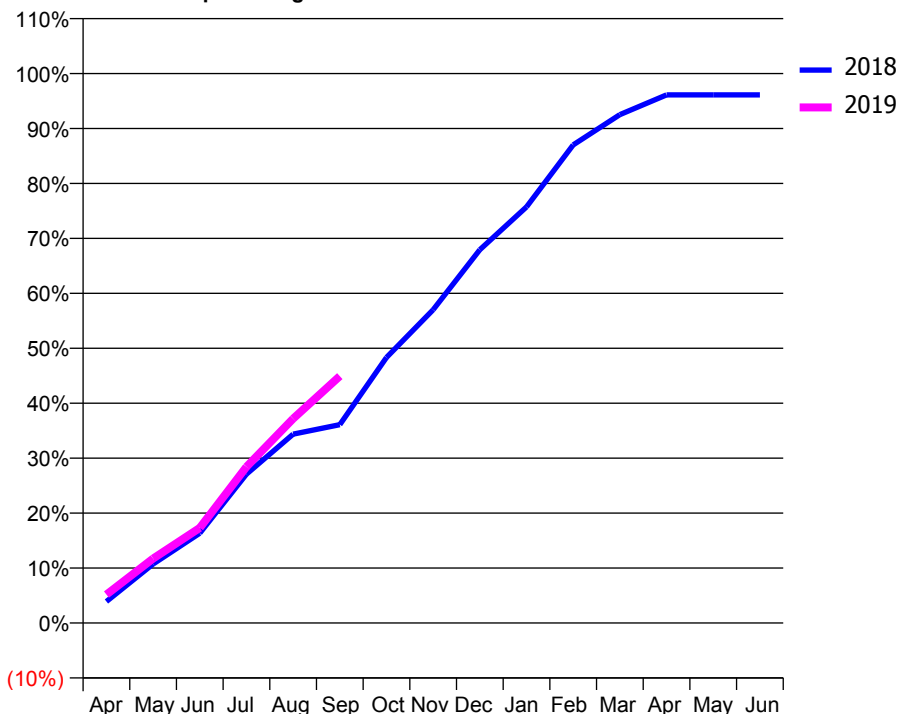
ACCESS*

Patients seen in 24 months	Total	Change since previous quarter
Quarter ending September 2017	1,967	
Quarter ending December 2017	1,992	→
Quarter ending March 2018	2,032	↑
Quarter ending June 2018	2,159	↑
Quarter ending September 2018	2,260	↑
Variance since September 2017	14.9%	↑



ACTIVITY

Cumulative percentage of contracted UDA delivered 2018 & 2019



Adjusted Scheduled Activity (UDA)

Month	2018	2019
April	255	336
May	697	760
June	1,061	1,123
July	1,758	1,843
August	2,230	2,413
September	2,341	2,914
October	3,135	
November	3,698	
December	4,407	
January	4,912	
February	5,644	
March	6,001	
April	6,234	
May	6,234	
June	6,234	

QUALITY

	Quantity	Base Number	Contract	LHB	Wales
% of FP17s for the same patient ID Re-attending within 3 months - Children	22	514	4.3%	8.6%	10.9%
% of FP17s for the same patient ID Re-attending within 3 months - Adults	155	1,417	10.9%	14.4%	15.6%
% of FP17s for the same patient ID Re-attending between 3 & 9 months - Children	338	514	65.8%	58.4%	59.4%
% of FP17s for the same patient ID Re-attending between 3 & 9 months - Adults	816	1,417	57.6%	55.1%	55.5%
% of FP17s for Band 1 Urgent Courses	167	1,805	9.3%	9.1%	8.9%
% of FP17s Relating to Free Repair or Replacements	4	1,805	0.2%	0.7%	0.7%
% of FP17s Relating to Continuations	3	1,805	0.2%	0.6%	0.7%
% of Patients satisfied with the dentistry they have received	8	8	N/A	94.6%	93.6%
% of Patients satisfied with the time they had to wait for an appointment	8	8	N/A	89.3%	88.1%

* This is based on patients treated on this contract for their most recent course of treatment. Figures in italics indicate the base number of FP17s or Patient Questionnaire responses are less than 100. N/A is shown where the base number of responses is less than 10 during the period. % is calculated as Quantity/Base number*100

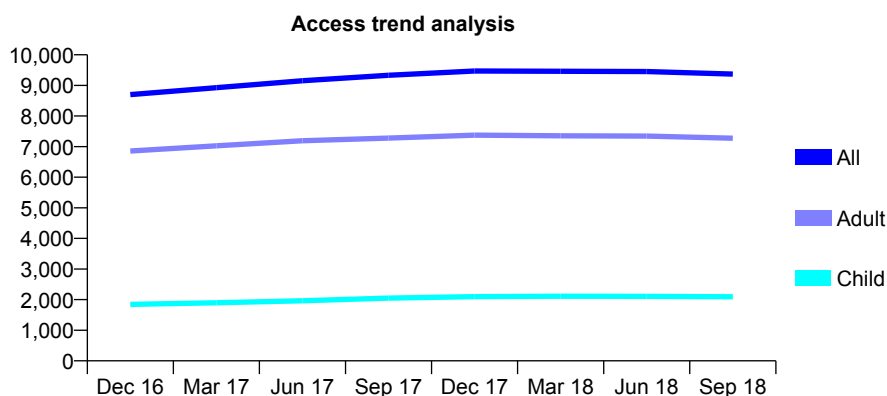
7A6 - Vital Signs At a Glance Contract Report for 101281/0160 - September 2018

Name or company name	OASIS DENTAL CARE LTD
Contract type name	GDS Contract
Purpose of contract	General
Contract start date	01/09/2006
Contract end date	

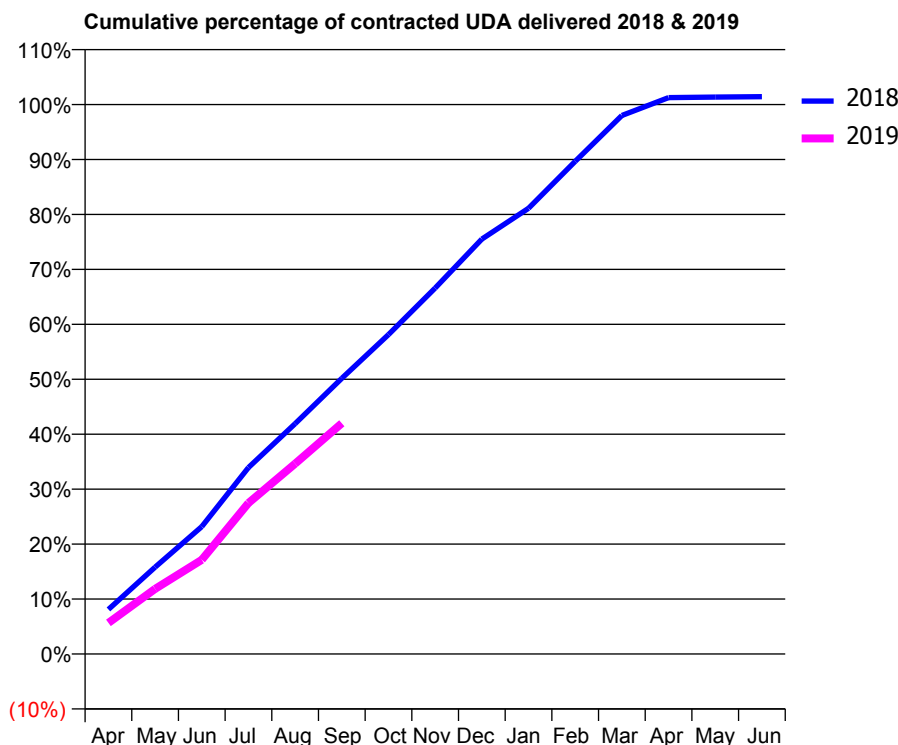
18/19 Contracted general activity (UDA)	25,813
Carry forward general activity (UDA)	-419
18/19 Contracted orthodontic activity (UOA)	0
Carry forward orthodontic activity (UOA)	0
Baseline contract value	£592,076.27

ACCESS*

Patients seen in 24 months	Total	Change since previous quarter
Quarter ending September 2017	9,329	
Quarter ending December 2017	9,470	→
Quarter ending March 2018	9,462	→
Quarter ending June 2018	9,454	→
Quarter ending September 2018	9,369	→
Variance since September 2017	0.4%	→



ACTIVITY



Month	Adjusted Scheduled Activity (UDA)	
	2018	2019
April	2,092	1,465
May	4,080	3,058
June	5,984	4,424
July	8,762	7,095
August	10,821	8,943
September	12,952	10,837
October	15,004	
November	17,191	
December	19,489	
January	20,940	
February	23,142	
March	25,296	
April	26,135	
May	26,164	
June	26,179	

QUALITY

	Quantity	Base Number	Contract	LHB	Wales
% of FP17s for the same patient ID Re-attending within 3 months - Children	88	1,500	5.9%	8.6%	10.9%
% of FP17s for the same patient ID Re-attending within 3 months - Adults	626	5,011	12.5%	14.4%	15.6%
% of FP17s for the same patient ID Re-attending between 3 & 9 months - Children	974	1,500	64.9%	58.4%	59.4%
% of FP17s for the same patient ID Re-attending between 3 & 9 months - Adults	3,221	5,011	64.3%	55.1%	55.5%
% of FP17s for Band 1 Urgent Courses	547	6,031	9.1%	9.1%	8.9%
% of FP17s Relating to Free Repair or Replacements	26	6,031	0.4%	0.7%	0.7%
% of FP17s Relating to Continuations	47	6,031	0.8%	0.6%	0.7%
% of Patients satisfied with the dentistry they have received	11	11	100.0%	94.6%	93.6%
% of Patients satisfied with the time they had to wait for an appointment	11	11	100.0%	89.3%	88.1%

* This is based on patients treated on this contract for their most recent course of treatment. Figures in italics indicate the base number of FP17s or Patient Questionnaire responses are less than 100. N/A is shown where the base number of responses is less than 10 during the period. % is calculated as Quantity/Base number*100

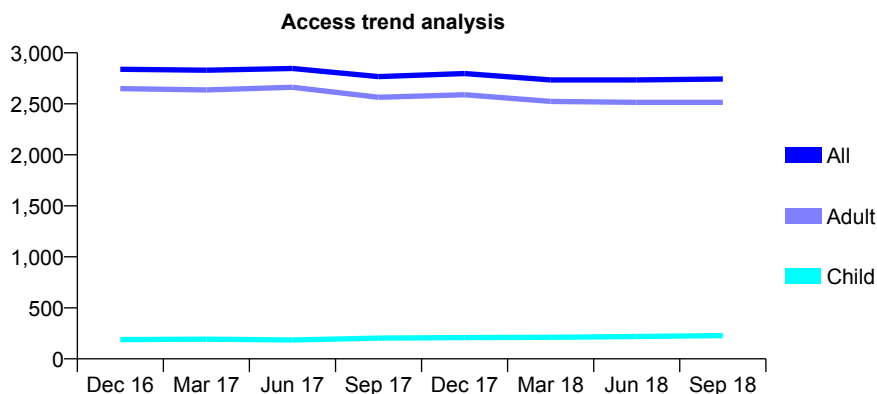
7A6 - Vital Signs At a Glance Contract Report for 107123/0006 - September 2018

Name or company name	Aneurin Bevan Health Board (Out of Hours)
Contract type name	GDS Contract
Purpose of contract	General
Contract start date	01/04/2013
Contract end date	

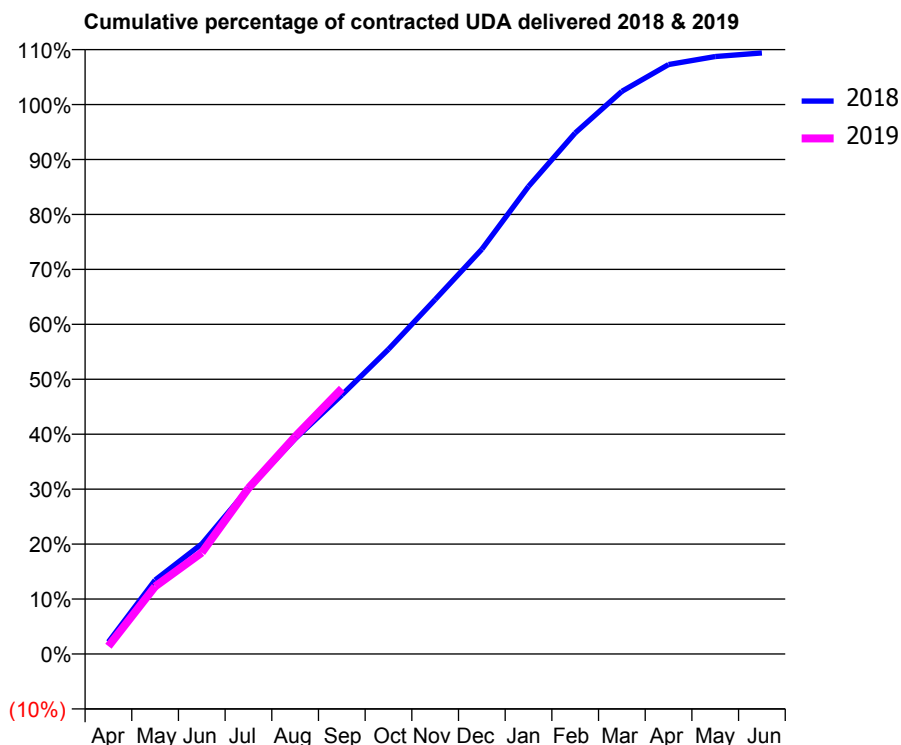
18/19 Contracted general activity (UDA)	3,777
Carry forward general activity (UDA)	0
18/19 Contracted orthodontic activity (UOA)	0
Carry forward orthodontic activity (UOA)	0
Baseline contract value	£372,439.20

ACCESS*

Patients seen in 24 months	Total	Change since previous quarter
Quarter ending September 2017	2,767	
Quarter ending December 2017	2,797	→
Quarter ending March 2018	2,734	↓
Quarter ending June 2018	2,734	→
Quarter ending September 2018	2,743	→
Variance since September 2017	(0.9%)	→



ACTIVITY



Month	Adjusted Scheduled Activity (UDA)	
	2018	2019
April	83	54
May	509	464
June	757	697
July	1,139	1,140
August	1,479	1,494
September	1,781	1,824
October	2,095	
November	2,437	
December	2,782	
January	3,214	
February	3,581	
March	3,867	
April	4,052	
May	4,107	
June	4,131	

QUALITY

	Quantity	Base Number	Contract	LHB	Wales
% of FP17s for the same patient ID Re-attending within 3 months - Children	3	225	1.3%	8.6%	10.9%
% of FP17s for the same patient ID Re-attending within 3 months - Adults	40	1,541	2.6%	14.4%	15.6%
% of FP17s for the same patient ID Re-attending between 3 & 9 months - Children	3	225	1.3%	58.4%	59.4%
% of FP17s for the same patient ID Re-attending between 3 & 9 months - Adults	30	1,541	1.9%	55.1%	55.5%
% of FP17s for Band 1 Urgent Courses	1,518	1,524	99.6%	9.1%	8.9%
% of FP17s Relating to Free Repair or Replacements	0	1,524	0.0%	0.7%	0.7%
% of FP17s Relating to Continuations	0	1,524	0.0%	0.6%	0.7%
% of Patients satisfied with the dentistry they have received	3	4	N/A	94.6%	93.6%
% of Patients satisfied with the time they had to wait for an appointment	4	4	N/A	89.3%	88.1%

* This is based on patients treated on this contract for their most recent course of treatment. Figures in italics indicate the base number of FP17s or Patient Questionnaire responses are less than 100. N/A is shown where the base number of responses is less than 10 during the period. % is calculated as Quantity/Base number*100

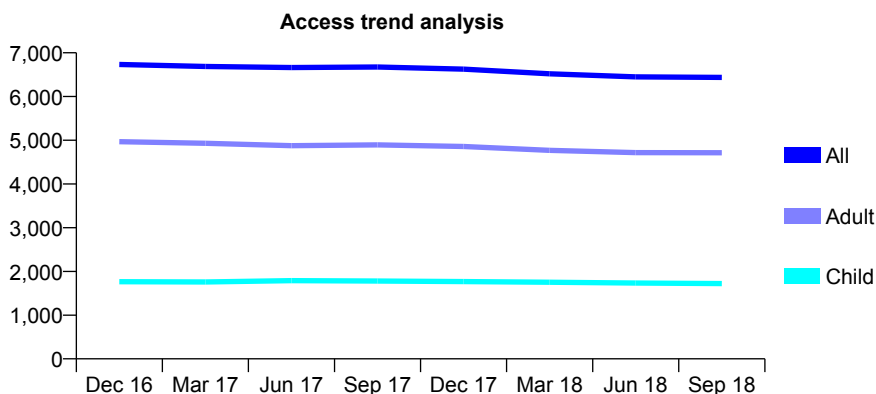
7A6 - Vital Signs At a Glance Contract Report for 110779/0001 - September 2018

Name or company name	Crown Cottage Dental Care
Contract type name	GDS Contract
Purpose of contract	General
Contract start date	01/11/2012
Contract end date	

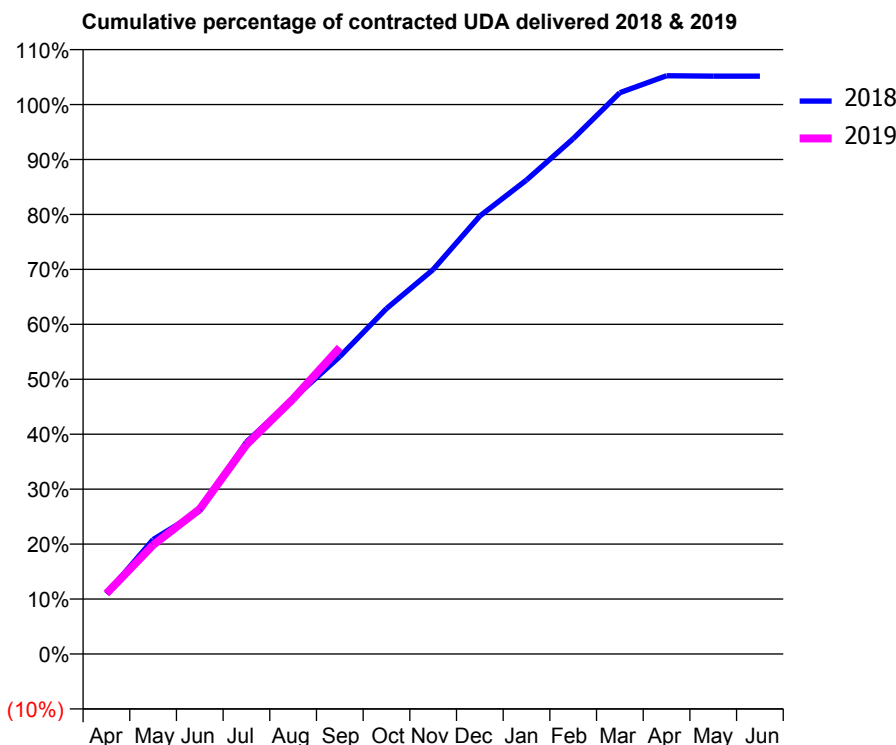
18/19 Contracted general activity (UDA)	17,388
Carry forward general activity (UDA)	-960
18/19 Contracted orthodontic activity (UOA)	0
Carry forward orthodontic activity (UOA)	0
Baseline contract value	£667,270.80

ACCESS*

Patients seen in 24 months	Total	Change since previous quarter
Quarter ending September 2017	6,675	
Quarter ending December 2017	6,627	→
Quarter ending March 2018	6,520	↓
Quarter ending June 2018	6,449	↓
Quarter ending September 2018	6,436	→
Variance since September 2017	(3.6%)	↓



ACTIVITY



Month	Adjusted Scheduled Activity (UDA)	
	2018	2019
April	2,105	1,912
May	4,002	3,448
June	5,006	4,587
July	7,416	6,627
August	8,926	8,073
September	10,396	9,697
October	12,075	
November	13,439	
December	15,309	
January	16,568	
February	18,012	
March	19,620	
April	20,215	
May	20,199	
June	20,199	

QUALITY

	Quantity	Base Number	Contract	LHB	Wales
% of FP17s for the same patient ID Re-attending within 3 months - Children	44	1,279	3.4%	8.6%	10.9%
% of FP17s for the same patient ID Re-attending within 3 months - Adults	227	3,320	6.8%	14.4%	15.6%
% of FP17s for the same patient ID Re-attending between 3 & 9 months - Children	716	1,279	56.0%	58.4%	59.4%
% of FP17s for the same patient ID Re-attending between 3 & 9 months - Adults	2,010	3,320	60.5%	55.1%	55.5%
% of FP17s for Band 1 Urgent Courses	201	4,322	4.7%	9.1%	8.9%
% of FP17s Relating to Free Repair or Replacements	38	4,322	0.9%	0.7%	0.7%
% of FP17s Relating to Continuations	9	4,322	0.2%	0.6%	0.7%
% of Patients satisfied with the dentistry they have received	11	11	100.0%	94.6%	93.6%
% of Patients satisfied with the time they had to wait for an appointment	11	11	100.0%	89.3%	88.1%

* This is based on patients treated on this contract for their most recent course of treatment. Figures in italics indicate the base number of FP17s or Patient Questionnaire responses are less than 100. N/A is shown where the base number of responses is less than 10 during the period. % is calculated as Quantity/Base number*100

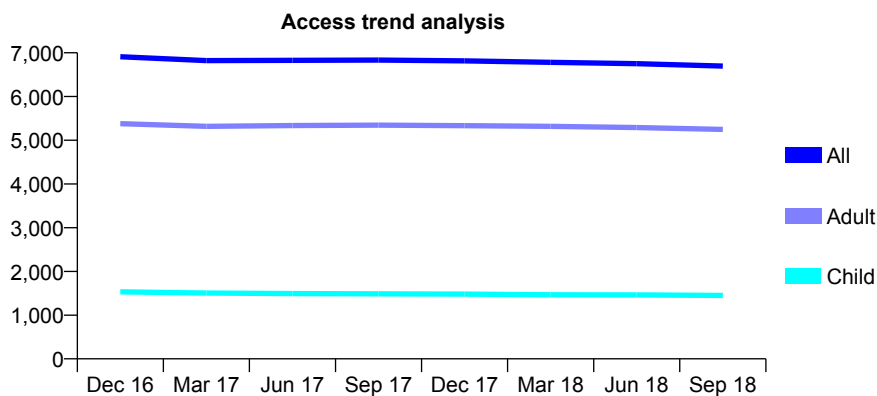
7A6 - Vital Signs At a Glance Contract Report for 115770/0001 - September 2018

Name or company name	Thomas and Stroud Dental Surgery
Contract type name	GDS Contract
Purpose of contract	General
Contract start date	01/12/2009
Contract end date	

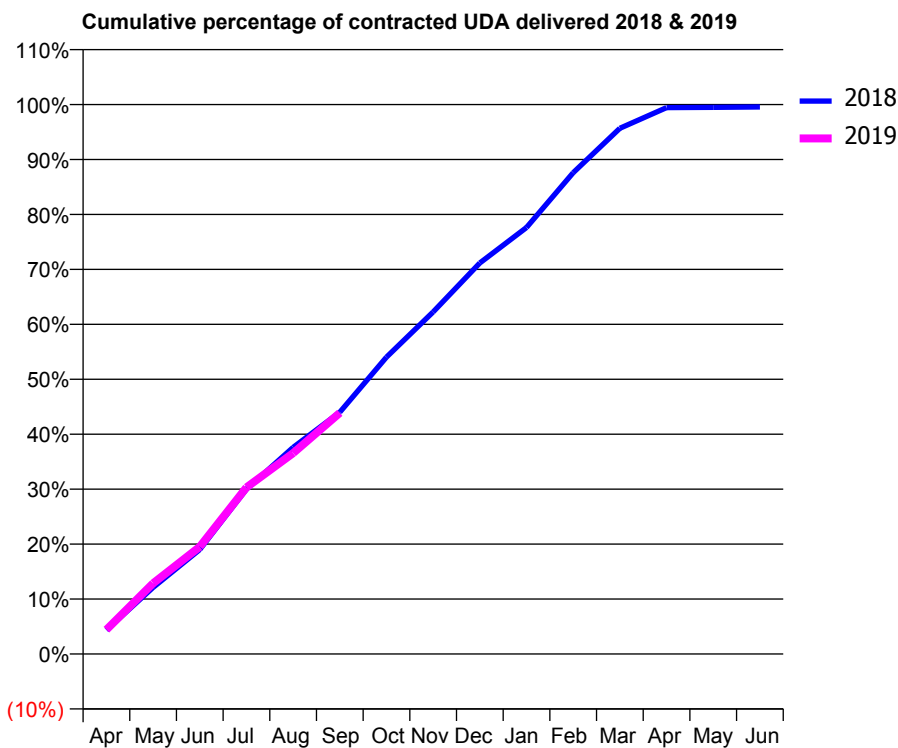
18/19 Contracted general activity (UDA)	17,876
Carry forward general activity (UDA)	75
18/19 Contracted orthodontic activity (UOA)	0
Carry forward orthodontic activity (UOA)	0
Baseline contract value	£589,369.22

ACCESS*

Patients seen in 24 months	Total	Change since previous quarter
Quarter ending September 2017	6,833	
Quarter ending December 2017	6,815	→
Quarter ending March 2018	6,782	→
Quarter ending June 2018	6,752	→
Quarter ending September 2018	6,698	→
Variance since September 2017	(2.0%)	↓



ACTIVITY



Month	Adjusted Scheduled Activity (UDA)	
	2018	2019
April	777	794
May	2,167	2,300
June	3,397	3,490
July	5,363	5,419
August	6,720	6,535
September	7,865	7,845
October	9,659	
November	11,130	
December	12,722	
January	13,875	
February	15,658	
March	17,104	
April	17,776	
May	17,782	
June	17,797	

QUALITY

	Quantity	Base Number	Contract	LHB	Wales
% of FP17s for the same patient ID Re-attending within 3 months - Children	34	1,107	3.1%	8.6%	10.9%
% of FP17s for the same patient ID Re-attending within 3 months - Adults	404	3,668	11.0%	14.4%	15.6%
% of FP17s for the same patient ID Re-attending between 3 & 9 months - Children	659	1,107	59.5%	58.4%	59.4%
% of FP17s for the same patient ID Re-attending between 3 & 9 months - Adults	2,052	3,668	55.9%	55.1%	55.5%
% of FP17s for Band 1 Urgent Courses	234	4,447	5.3%	9.1%	8.9%
% of FP17s Relating to Free Repair or Replacements	18	4,447	0.4%	0.7%	0.7%
% of FP17s Relating to Continuations	19	4,447	0.4%	0.6%	0.7%
% of Patients satisfied with the dentistry they have received	11	11	100.0%	94.6%	93.6%
% of Patients satisfied with the time they had to wait for an appointment	11	11	100.0%	89.3%	88.1%

* This is based on patients treated on this contract for their most recent course of treatment. Figures in italics indicate the base number of FP17s or Patient Questionnaire responses are less than 100. N/A is shown where the base number of responses is less than 10 during the period. % is calculated as Quantity/Base number*100

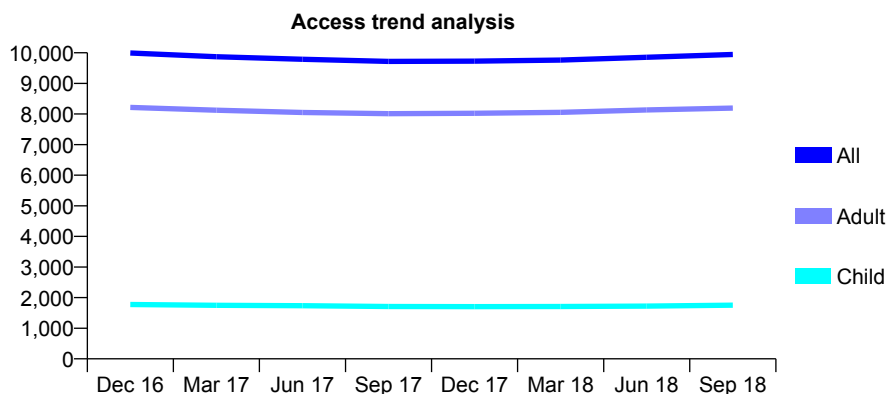
7A6 - Vital Signs At a Glance Contract Report for 120693/0001 - September 2018

Name or company name	Bethcar Dental Practice
Contract type name	GDS Contract
Purpose of contract	General
Contract start date	01/04/2014
Contract end date	

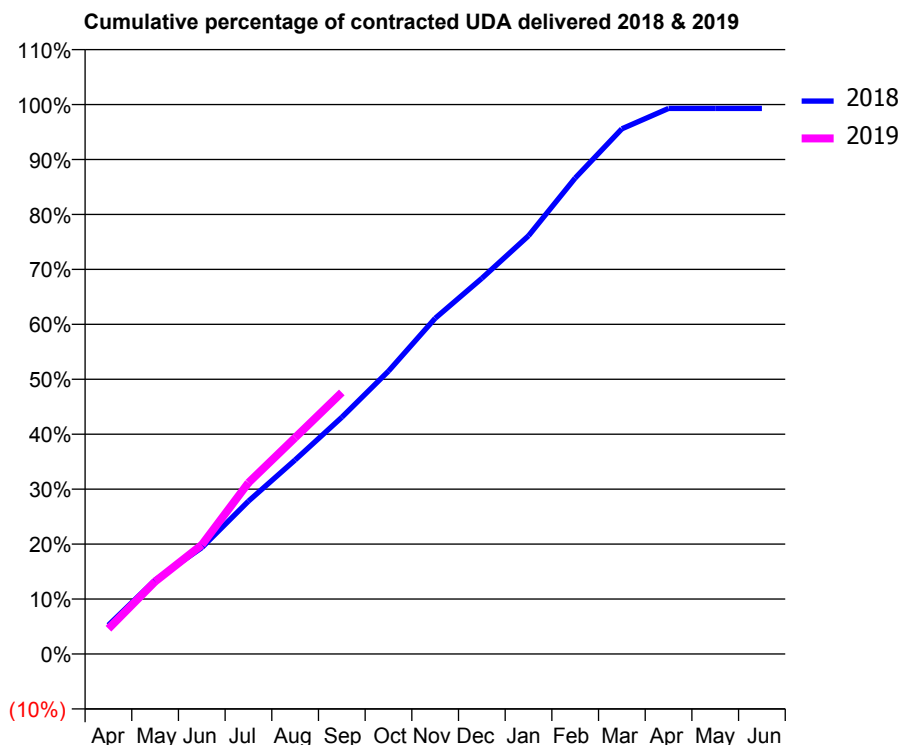
18/19 Contracted general activity (UDA)	36,800
Carry forward general activity (UDA)	256
18/19 Contracted orthodontic activity (UOA)	0
Carry forward orthodontic activity (UOA)	0
Baseline contract value	£821,437.57

ACCESS*

Patients seen in 24 months	Total	Change since previous quarter
Quarter ending September 2017	9,721	
Quarter ending December 2017	9,727	→
Quarter ending March 2018	9,764	→
Quarter ending June 2018	9,856	→
Quarter ending September 2018	9,947	→
Variance since September 2017	2.3%	↑



ACTIVITY



Month	Adjusted Scheduled Activity (UDA)	
	2018	2019
April	1,883	1,693
May	4,831	4,857
June	6,950	7,311
July	9,989	11,472
August	12,676	14,490
September	15,465	17,516
October	18,478	
November	21,928	
December	24,543	
January	27,326	
February	31,094	
March	34,310	
April	35,647	
May	35,641	
June	35,641	

QUALITY

	Quantity	Base Number	Contract	LHB	Wales
% of FP17s for the same patient ID Re-attending within 3 months - Children	74	1,573	4.7%	8.6%	10.9%
% of FP17s for the same patient ID Re-attending within 3 months - Adults	911	7,443	12.2%	14.4%	15.6%
% of FP17s for the same patient ID Re-attending between 3 & 9 months - Children	1,101	1,573	70.0%	58.4%	59.4%
% of FP17s for the same patient ID Re-attending between 3 & 9 months - Adults	5,124	7,443	68.8%	55.1%	55.5%
% of FP17s for Band 1 Urgent Courses	400	8,430	4.7%	9.1%	8.9%
% of FP17s Relating to Free Repair or Replacements	88	8,430	1.0%	0.7%	0.7%
% of FP17s Relating to Continuations	55	8,430	0.7%	0.6%	0.7%
% of Patients satisfied with the dentistry they have received	21	25	84.0%	94.6%	93.6%
% of Patients satisfied with the time they had to wait for an appointment	23	25	92.0%	89.3%	88.1%

* This is based on patients treated on this contract for their most recent course of treatment. Figures in italics indicate the base number of FP17s or Patient Questionnaire responses are less than 100. N/A is shown where the base number of responses is less than 10 during the period. % is calculated as Quantity/Base number*100

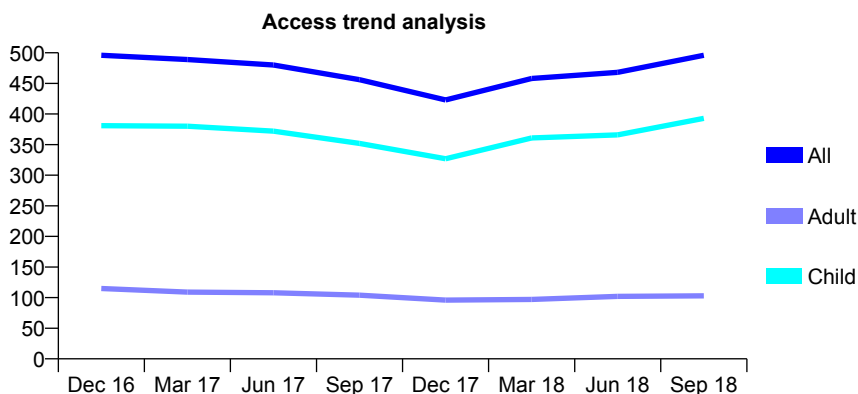
7A6 - Vital Signs At a Glance Contract Report for 126160/0001 - September 2018

Name or company name	Justin M Roberts Ltd
Contract type name	GDS Contract
Purpose of contract	General
Contract start date	01/04/2012
Contract end date	

18/19 Contracted general activity (UDA)	770
Carry forward general activity (UDA)	21
18/19 Contracted orthodontic activity (UOA)	0
Carry forward orthodontic activity (UOA)	0
Baseline contract value	£22,928.09

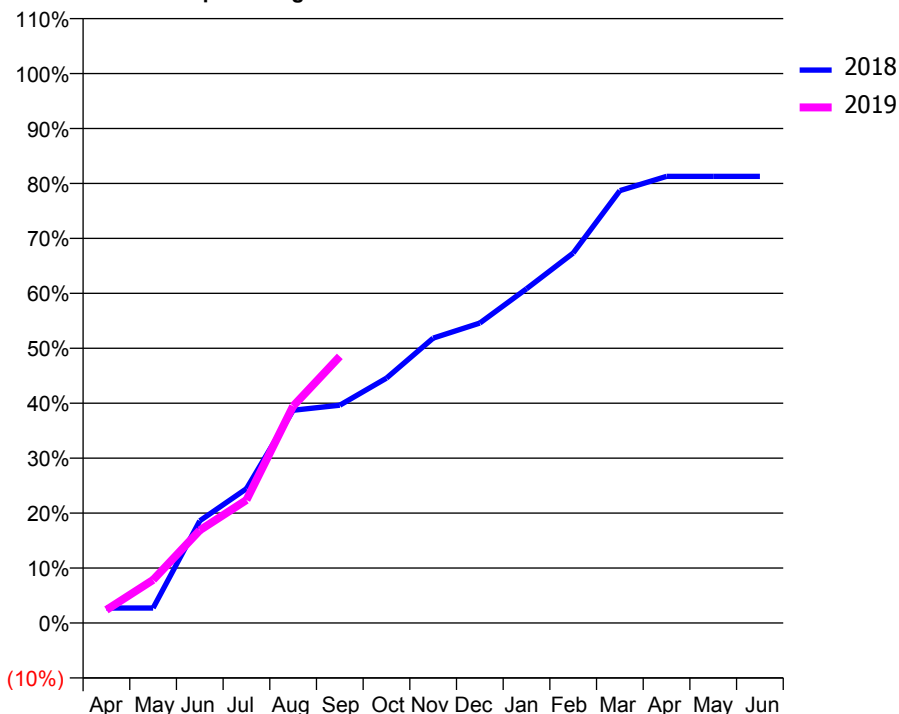
ACCESS*

Patients seen in 24 months	Total	Change since previous quarter
Quarter ending September 2017	456	
Quarter ending December 2017	423	↓
Quarter ending March 2018	458	↑
Quarter ending June 2018	468	↑
Quarter ending September 2018	496	↑
Variance since September 2017	8.8%	↑



ACTIVITY

Cumulative percentage of contracted UDA delivered 2018 & 2019



Adjusted Scheduled Activity (UDA)

Month	2018	2019
April	21	18
May	21	60
June	143	130
July	188	172
August	298	304
September	305	374
October	343	
November	399	
December	420	
January	468	
February	518	
March	606	
April	626	
May	626	
June	626	

QUALITY

	Quantity	Base Number	Contract	LHB	Wales
% of FP17s for the same patient ID Re-attending within 3 months - Children	16	259	6.2%	8.6%	10.9%
% of FP17s for the same patient ID Re-attending within 3 months - Adults	3	52	5.8%	14.4%	15.6%
% of FP17s for the same patient ID Re-attending between 3 & 9 months - Children	112	259	43.2%	58.4%	59.4%
% of FP17s for the same patient ID Re-attending between 3 & 9 months - Adults	16	52	30.8%	55.1%	55.5%
% of FP17s for Band 1 Urgent Courses	13	271	4.8%	9.1%	8.9%
% of FP17s Relating to Free Repair or Replacements	0	271	0.0%	0.7%	0.7%
% of FP17s Relating to Continuations	2	271	0.7%	0.6%	0.7%
% of Patients satisfied with the dentistry they have received	0	0	N/A	94.6%	93.6%
% of Patients satisfied with the time they had to wait for an appointment	0	0	N/A	89.3%	88.1%

* This is based on patients treated on this contract for their most recent course of treatment. Figures in italics indicate the base number of FP17s or Patient Questionnaire responses are less than 100. N/A is shown where the base number of responses is less than 10 during the period. % is calculated as Quantity/Base number*100

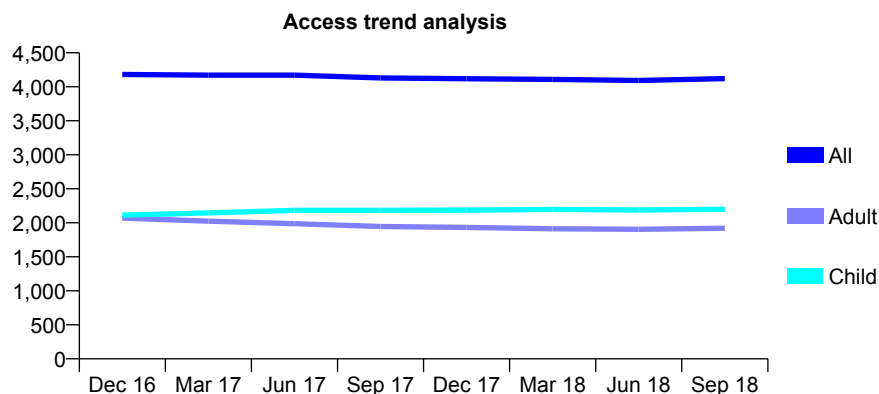
7A6 - Vital Signs At a Glance Contract Report for 126314/0001 - September 2018

Name or company name	Sunnycourt Ltd
Contract type name	GDS Contract
Purpose of contract	General
Contract start date	01/01/2011
Contract end date	

18/19 Contracted general activity (UDA)	13,222
Carry forward general activity (UDA)	-402
18/19 Contracted orthodontic activity (UOA)	0
Carry forward orthodontic activity (UOA)	0
Baseline contract value	£315,670.77

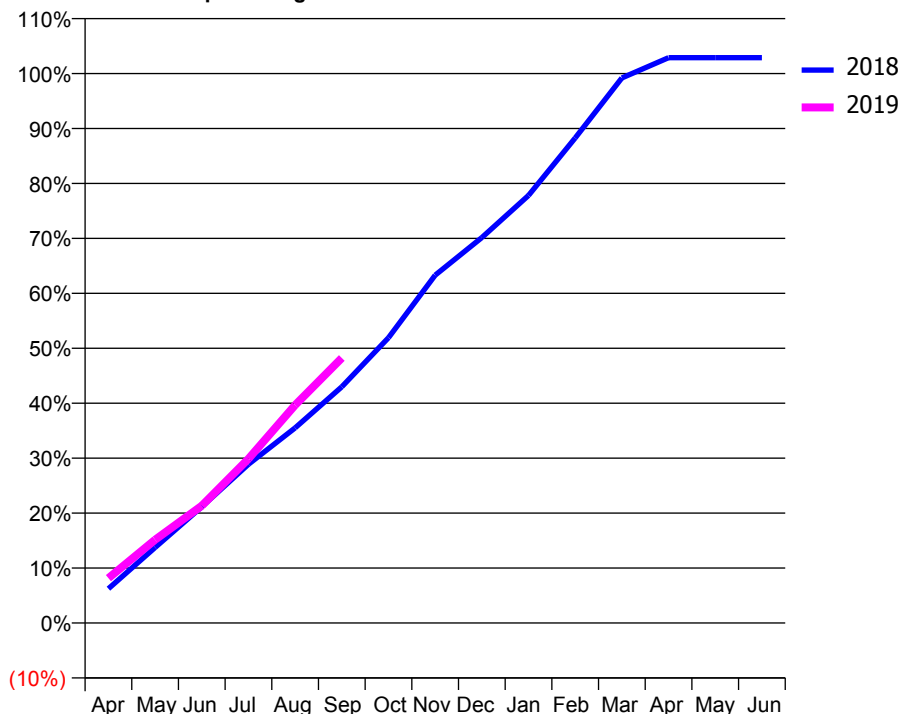
ACCESS*

Patients seen in 24 months	Total	Change since previous quarter
Quarter ending September 2017	4,130	
Quarter ending December 2017	4,119	→
Quarter ending March 2018	4,109	→
Quarter ending June 2018	4,094	→
Quarter ending September 2018	4,120	→
Variance since September 2017	(0.2%)	→



ACTIVITY

Cumulative percentage of contracted UDA delivered 2018 & 2019



Adjusted Scheduled Activity (UDA)

Month	2018	2019
April	825	1,080
May	1,819	2,003
June	2,795	2,822
July	3,819	3,953
August	4,695	5,246
September	5,685	6,378
October	6,864	
November	8,371	
December	9,274	
January	10,288	
February	11,671	
March	13,114	
April	13,602	
May	13,603	
June	13,603	

QUALITY

	Quantity	Base Number	Contract	LHB	Wales
% of FP17s for the same patient ID Re-attending within 3 months - Children	132	1,716	7.7%	8.6%	10.9%
% of FP17s for the same patient ID Re-attending within 3 months - Adults	224	1,252	17.9%	14.4%	15.6%
% of FP17s for the same patient ID Re-attending between 3 & 9 months - Children	1,010	1,716	58.9%	58.4%	59.4%
% of FP17s for the same patient ID Re-attending between 3 & 9 months - Adults	612	1,252	48.9%	55.1%	55.5%
% of FP17s for Band 1 Urgent Courses	221	2,799	7.9%	9.1%	8.9%
% of FP17s Relating to Free Repair or Replacements	1	2,799	0.0%	0.7%	0.7%
% of FP17s Relating to Continuations	1	2,799	0.0%	0.6%	0.7%
% of Patients satisfied with the dentistry they have received	3	3	N/A	94.6%	93.6%
% of Patients satisfied with the time they had to wait for an appointment	3	3	N/A	89.3%	88.1%

* This is based on patients treated on this contract for their most recent course of treatment. Figures in italics indicate the base number of FP17s or Patient Questionnaire responses are less than 100. N/A is shown where the base number of responses is less than 10 during the period. % is calculated as Quantity/Base number*100

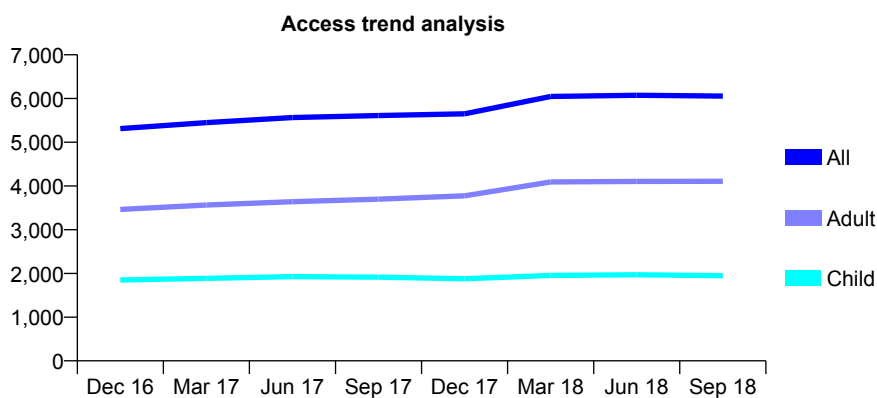
7A6 - Vital Signs At a Glance Contract Report for 128112/0001 - September 2018

Name or company name	Malpas Dental Practice Limited
Contract type name	GDS Contract
Purpose of contract	General
Contract start date	01/08/2010
Contract end date	

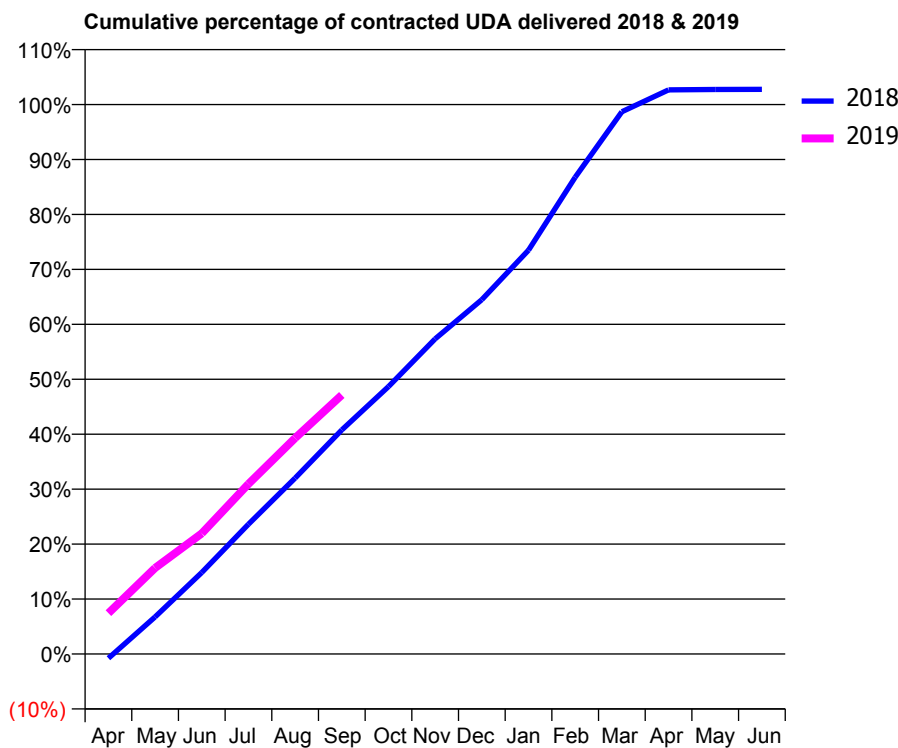
18/19 Contracted general activity (UDA)	16,705
Carry forward general activity (UDA)	-484
18/19 Contracted orthodontic activity (UOA)	0
Carry forward orthodontic activity (UOA)	0
Baseline contract value	£532,093.01

ACCESS*

Patients seen in 24 months	Total	Change since previous quarter
Quarter ending September 2017	5,610	
Quarter ending December 2017	5,650	→
Quarter ending March 2018	6,046	↑
Quarter ending June 2018	6,074	→
Quarter ending September 2018	6,057	→
Variance since September 2017	8.0%	↑



ACTIVITY



Month	Adjusted Scheduled Activity (UDA)	
	2018	2019
April	-132	1,243
May	1,128	2,618
June	2,479	3,665
July	3,946	5,169
August	5,350	6,564
September	6,813	7,875
October	8,131	
November	9,579	
December	10,774	
January	12,275	
February	14,496	
March	16,486	
April	17,148	
May	17,163	
June	17,166	

QUALITY

	Quantity	Base Number	Contract	LHB	Wales
% of FP17s for the same patient ID Re-attending within 3 months - Children	107	1,520	7.0%	8.6%	10.9%
% of FP17s for the same patient ID Re-attending within 3 months - Adults	541	3,360	16.1%	14.4%	15.6%
% of FP17s for the same patient ID Re-attending between 3 & 9 months - Children	1,095	1,520	72.0%	58.4%	59.4%
% of FP17s for the same patient ID Re-attending between 3 & 9 months - Adults	2,337	3,360	69.6%	55.1%	55.5%
% of FP17s for Band 1 Urgent Courses	358	4,557	7.9%	9.1%	8.9%
% of FP17s Relating to Free Repair or Replacements	13	4,557	0.3%	0.7%	0.7%
% of FP17s Relating to Continuations	8	4,557	0.2%	0.6%	0.7%
% of Patients satisfied with the dentistry they have received	8	8	N/A	94.6%	93.6%
% of Patients satisfied with the time they had to wait for an appointment	8	8	N/A	89.3%	88.1%

* This is based on patients treated on this contract for their most recent course of treatment. Figures in italics indicate the base number of FP17s or Patient Questionnaire responses are less than 100. N/A is shown where the base number of responses is less than 10 during the period. % is calculated as Quantity/Base number*100

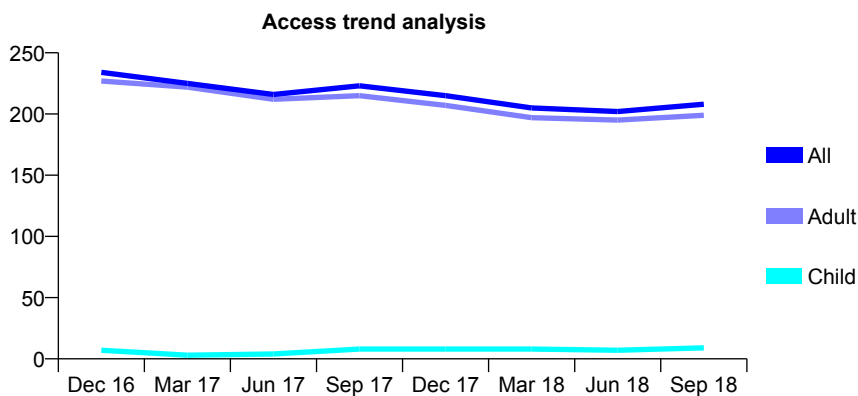
7A6 - Vital Signs At a Glance Contract Report for 128112/0002 - September 2018

Name or company name	Malpas Dental Practice Limited
Contract type name	PDS Contract
Purpose of contract	General
Contract start date	19/11/2012
Contract end date	31/03/2019

18/19 Contracted general activity (UDA)	250
Carry forward general activity (UDA)	0
18/19 Contracted orthodontic activity (UOA)	0
Carry forward orthodontic activity (UOA)	0
Baseline contract value	£12,313.81

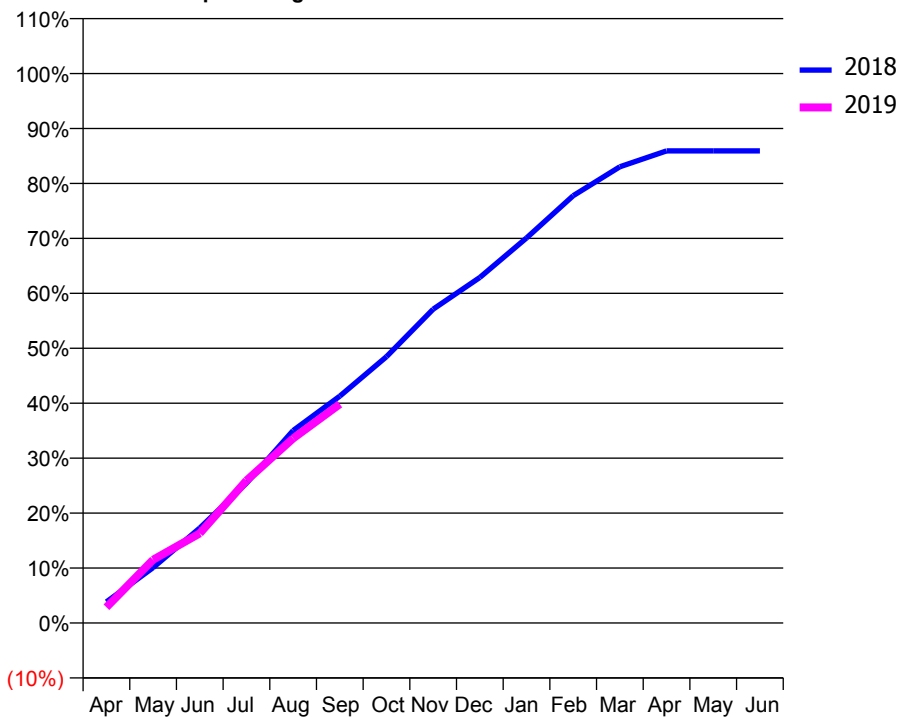
ACCESS*

Patients seen in 24 months	Total	Change since previous quarter
Quarter ending September 2017	223	
Quarter ending December 2017	215	↓
Quarter ending March 2018	205	↓
Quarter ending June 2018	202	↓
Quarter ending September 2018	208	↑
Variance since September 2017	(6.7%)	↓



ACTIVITY

Cumulative percentage of contracted UDA delivered 2018 & 2019



Month	Adjusted Scheduled Activity (UDA)	
	2018	2019
April	10	7
May	25	29
June	43	41
July	64	65
August	88	84
September	103	100
October	121	
November	143	
December	157	
January	175	
February	194	
March	208	
April	215	
May	215	
June	215	

QUALITY

	Quantity	Base Number	Contract	LHB	Wales
% of FP17s for the same patient ID Re-attending within 3 months - Children	1	5	20.0%	8.6%	10.9%
% of FP17s for the same patient ID Re-attending within 3 months - Adults	0	84	0.0%	14.4%	15.6%
% of FP17s for the same patient ID Re-attending between 3 & 9 months - Children	0	5	0.0%	58.4%	59.4%
% of FP17s for the same patient ID Re-attending between 3 & 9 months - Adults	0	84	0.0%	55.1%	55.5%
% of FP17s for Band 1 Urgent Courses	83	83	100.0%	9.1%	8.9%
% of FP17s Relating to Free Repair or Replacements	0	83	0.0%	0.7%	0.7%
% of FP17s Relating to Continuations	0	83	0.0%	0.6%	0.7%
% of Patients satisfied with the dentistry they have received	0	0	N/A	94.6%	93.6%
% of Patients satisfied with the time they had to wait for an appointment	0	0	N/A	89.3%	88.1%

* This is based on patients treated on this contract for their most recent course of treatment. Figures in italics indicate the base number of FP17s or Patient Questionnaire responses are less than 100. N/A is shown where the base number of responses is less than 10 during the period. % is calculated as Quantity/Base number*100

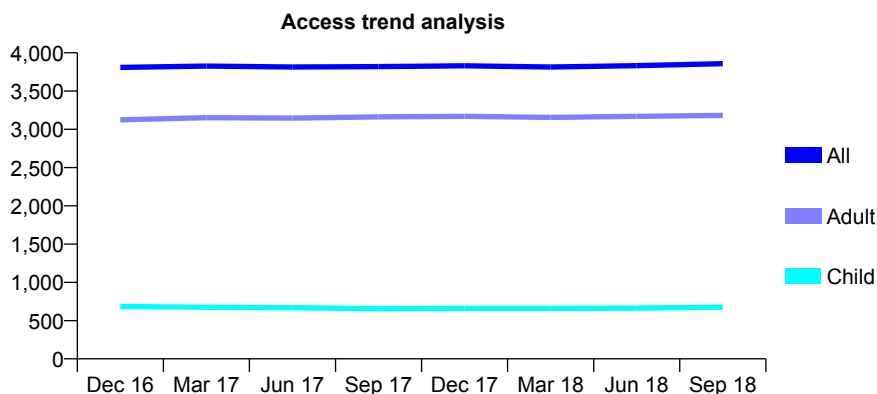
7A6 - Vital Signs At a Glance Contract Report for 128600/0001 - September 2018

Name or company name	Llanyrafon Dental Practice Ltd
Contract type name	GDS Contract
Purpose of contract	General
Contract start date	01/04/2012
Contract end date	

18/19 Contracted general activity (UDA)	10,780
Carry forward general activity (UDA)	366
18/19 Contracted orthodontic activity (UOA)	0
Carry forward orthodontic activity (UOA)	0
Baseline contract value	£268,745.84

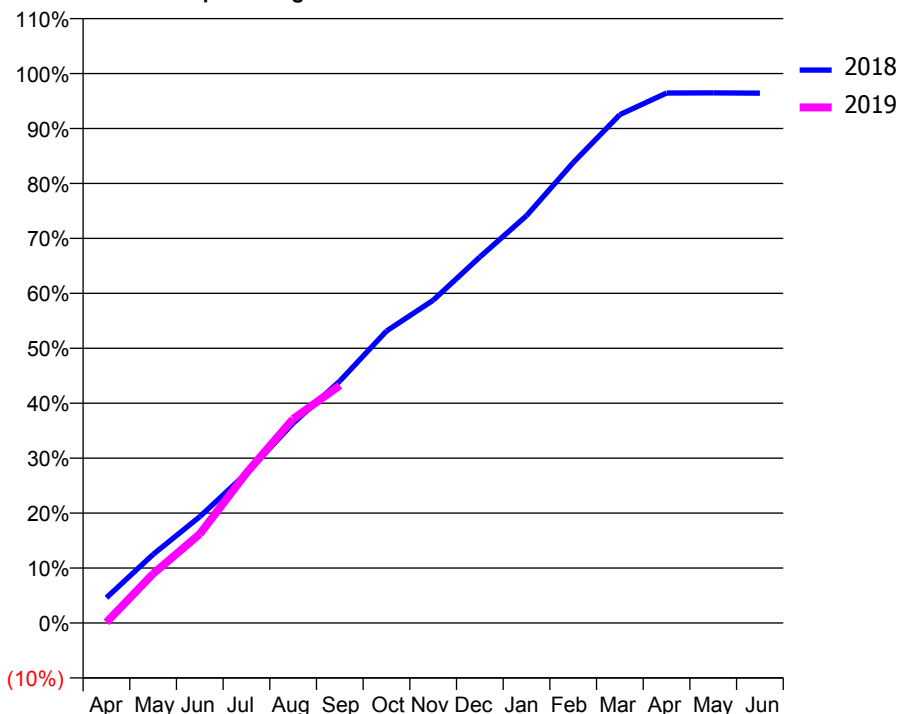
ACCESS*

Patients seen in 24 months	Total	Change since previous quarter
Quarter ending September 2017	3,819	
Quarter ending December 2017	3,830	→
Quarter ending March 2018	3,814	→
Quarter ending June 2018	3,832	→
Quarter ending September 2018	3,858	→
Variance since September 2017	1.0%	→



ACTIVITY

Cumulative percentage of contracted UDA delivered 2018 & 2019



Adjusted Scheduled Activity (UDA)

Month	2018	2019
April	496	15
May	1,347	965
June	2,086	1,746
July	2,940	2,945
August	3,920	4,004
September	4,747	4,659
October	5,728	
November	6,332	
December	7,178	
January	7,991	
February	9,030	
March	9,973	
April	10,396	
May	10,399	
June	10,395	

QUALITY

	Quantity	Base Number	Contract	LHB	Wales
% of FP17s for the same patient ID Re-attending within 3 months - Children	9	478	1.9%	8.6%	10.9%
% of FP17s for the same patient ID Re-attending within 3 months - Adults	71	2,091	3.4%	14.4%	15.6%
% of FP17s for the same patient ID Re-attending between 3 & 9 months - Children	294	478	61.5%	58.4%	59.4%
% of FP17s for the same patient ID Re-attending between 3 & 9 months - Adults	1,338	2,091	64.0%	55.1%	55.5%
% of FP17s for Band 1 Urgent Courses	31	2,409	1.3%	9.1%	8.9%
% of FP17s Relating to Free Repair or Replacements	0	2,409	0.0%	0.7%	0.7%
% of FP17s Relating to Continuations	4	2,409	0.2%	0.6%	0.7%
% of Patients satisfied with the dentistry they have received	10	10	100.0%	94.6%	93.6%
% of Patients satisfied with the time they had to wait for an appointment	10	10	100.0%	89.3%	88.1%

* This is based on patients treated on this contract for their most recent course of treatment. Figures in italics indicate the base number of FP17s or Patient Questionnaire responses are less than 100. N/A is shown where the base number of responses is less than 10 during the period. % is calculated as Quantity/Base number*100

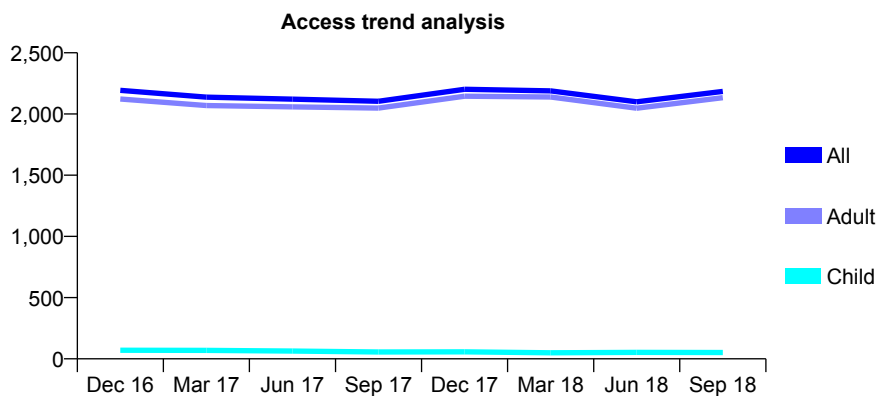
7A6 - Vital Signs At a Glance Contract Report for 128945/0001 - September 2018

Name or company name	Devon Place Limited
Contract type name	PDS Contract
Purpose of contract	General
Contract start date	01/04/2012
Contract end date	31/03/2019

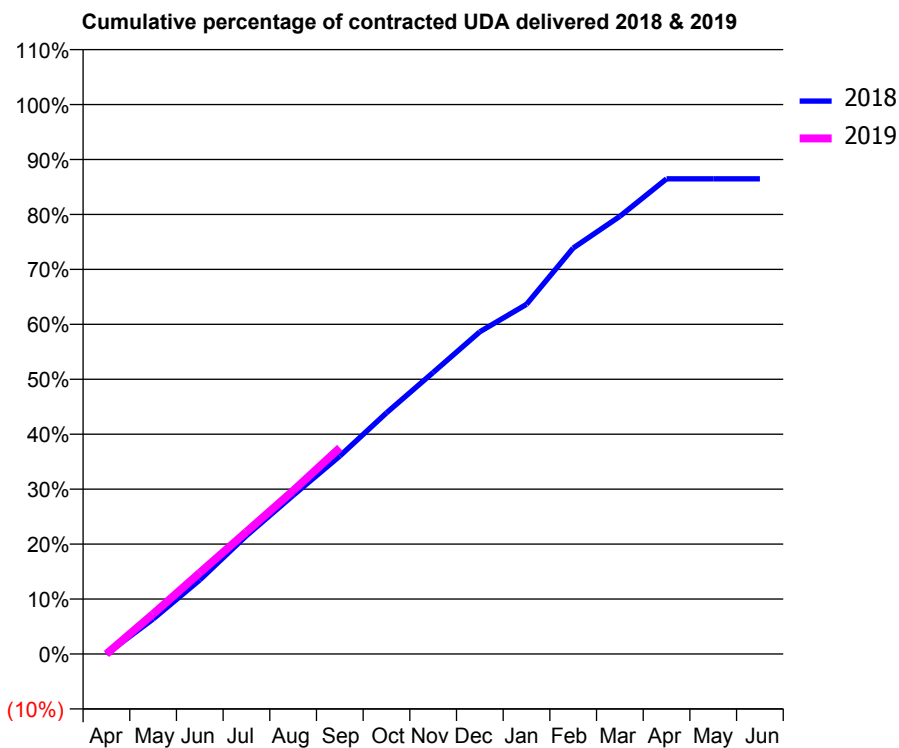
18/19 Contracted general activity (UDA)	3,095
Carry forward general activity (UDA)	0
18/19 Contracted orthodontic activity (UOA)	0
Carry forward orthodontic activity (UOA)	0
Baseline contract value	£81,108.52

ACCESS*

Patients seen in 24 months	Total	Change since previous quarter
Quarter ending September 2017	2,104	
Quarter ending December 2017	2,202	↑
Quarter ending March 2018	2,189	→
Quarter ending June 2018	2,100	↓
Quarter ending September 2018	2,185	↑
Variance since September 2017	3.8%	↑



ACTIVITY



Adjusted Scheduled Activity (UDA)		
Month	2018	2019
April	0	0
May	197	226
June	417	458
July	667	688
August	893	920
September	1,115	1,162
October	1,358	
November	1,586	
December	1,815	
January	1,970	
February	2,286	
March	2,465	
April	2,676	
May	2,676	
June	2,676	

QUALITY

	Quantity	Base Number	Contract	LHB	Wales
% of FP17s for the same patient ID Re-attending within 3 months - Children	1	42	2.4%	8.6%	10.9%
% of FP17s for the same patient ID Re-attending within 3 months - Adults	57	1,099	5.2%	14.4%	15.6%
% of FP17s for the same patient ID Re-attending between 3 & 9 months - Children	1	42	2.4%	58.4%	59.4%
% of FP17s for the same patient ID Re-attending between 3 & 9 months - Adults	40	1,099	3.6%	55.1%	55.5%
% of FP17s for Band 1 Urgent Courses	954	965	98.9%	9.1%	8.9%
% of FP17s Relating to Free Repair or Replacements	0	965	0.0%	0.7%	0.7%
% of FP17s Relating to Continuations	0	965	0.0%	0.6%	0.7%
% of Patients satisfied with the dentistry they have received	0	0	N/A	94.6%	93.6%
% of Patients satisfied with the time they had to wait for an appointment	0	0	N/A	89.3%	88.1%

* This is based on patients treated on this contract for their most recent course of treatment. Figures in italics indicate the base number of FP17s or Patient Questionnaire responses are less than 100. N/A is shown where the base number of responses is less than 10 during the period. % is calculated as Quantity/Base number*100

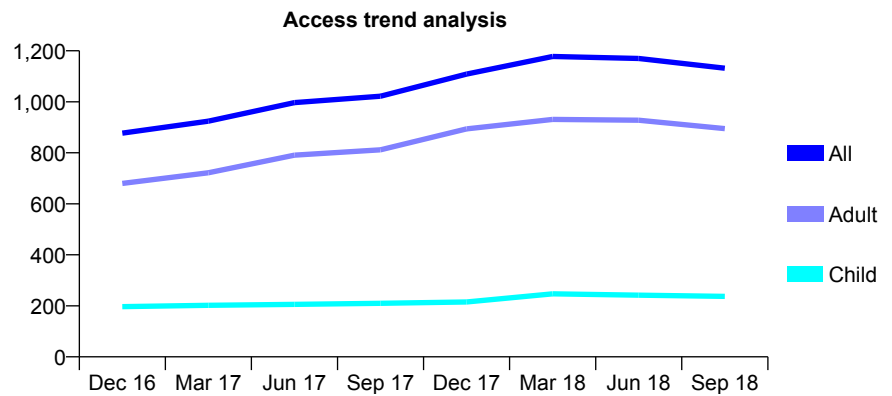
7A6 - Vital Signs At a Glance Contract Report for 128945/0002 - September 2018

Name or company name	Devon Place Limited
Contract type name	GDS Contract
Purpose of contract	General
Contract start date	01/04/2012
Contract end date	

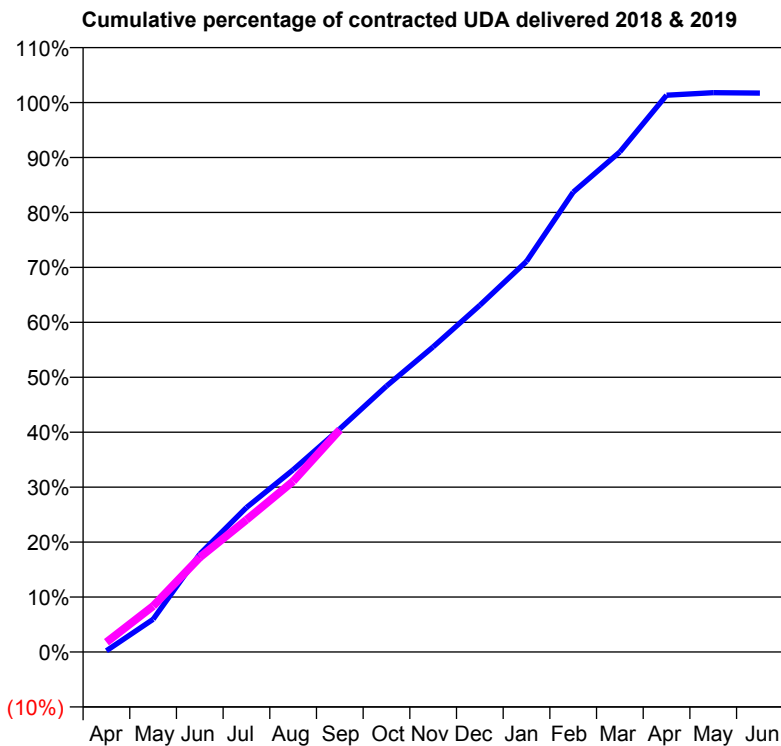
18/19 Contracted general activity (UDA)	3,767
Carry forward general activity (UDA)	-67
18/19 Contracted orthodontic activity (UOA)	0
Carry forward orthodontic activity (UOA)	0
Baseline contract value	£94,014.56

ACCESS*

Patients seen in 24 months	Total	Change since previous quarter
Quarter ending September 2017	1,022	
Quarter ending December 2017	1,109	↑
Quarter ending March 2018	1,178	↑
Quarter ending June 2018	1,170	→
Quarter ending September 2018	1,132	↓
Variance since September 2017	10.8%	↑



ACTIVITY



Month	Adjusted Scheduled Activity (UDA)	
	2018	2019
April	9	67
May	224	315
June	672	649
July	990	906
August	1,249	1,171
September	1,530	1,523
October	1,823	
November	2,092	
December	2,378	
January	2,678	
February	3,152	
March	3,429	
April	3,817	
May	3,834	
June	3,831	

QUALITY

	Quantity	Base Number	Contract	LHB	Wales
% of FP17s for the same patient ID Re-attending within 3 months - Children	9	184	4.9%	8.6%	10.9%
% of FP17s for the same patient ID Re-attending within 3 months - Adults	78	626	12.5%	14.4%	15.6%
% of FP17s for the same patient ID Re-attending between 3 & 9 months - Children	134	184	72.8%	58.4%	59.4%
% of FP17s for the same patient ID Re-attending between 3 & 9 months - Adults	392	626	62.6%	55.1%	55.5%
% of FP17s for Band 1 Urgent Courses	41	643	6.4%	9.1%	8.9%
% of FP17s Relating to Free Repair or Replacements	3	643	0.5%	0.7%	0.7%
% of FP17s Relating to Continuations	0	643	0.0%	0.6%	0.7%
% of Patients satisfied with the dentistry they have received	3	4	N/A	94.6%	93.6%
% of Patients satisfied with the time they had to wait for an appointment	2	4	N/A	89.3%	88.1%

* This is based on patients treated on this contract for their most recent course of treatment. Figures in italics indicate the base number of FP17s or Patient Questionnaire responses are less than 100. N/A is shown where the base number of responses is less than 10 during the period. % is calculated as Quantity/Base number*100

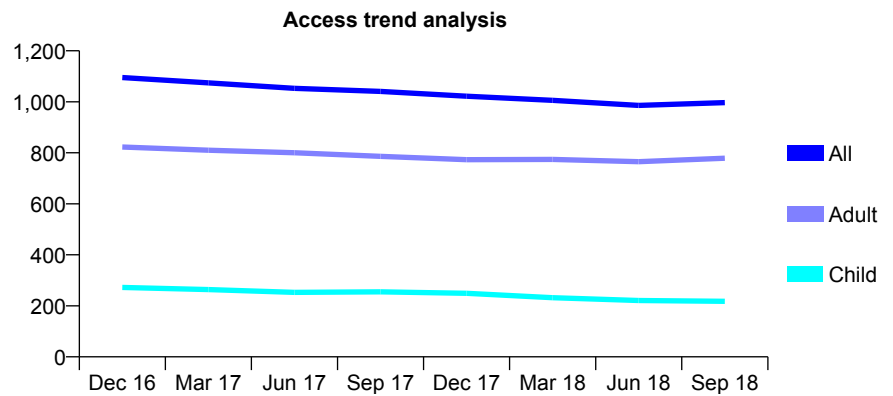
7A6 - Vital Signs At a Glance Contract Report for 130389/0001 - September 2018

Name or company name	Aneurin Bevan Health Board
Contract type name	GDS Contract
Purpose of contract	General
Contract start date	18/07/2006
Contract end date	

18/19 Contracted general activity (UDA)	4,000
Carry forward general activity (UDA)	0
18/19 Contracted orthodontic activity (UOA)	0
Carry forward orthodontic activity (UOA)	0
Baseline contract value	£111,021.62

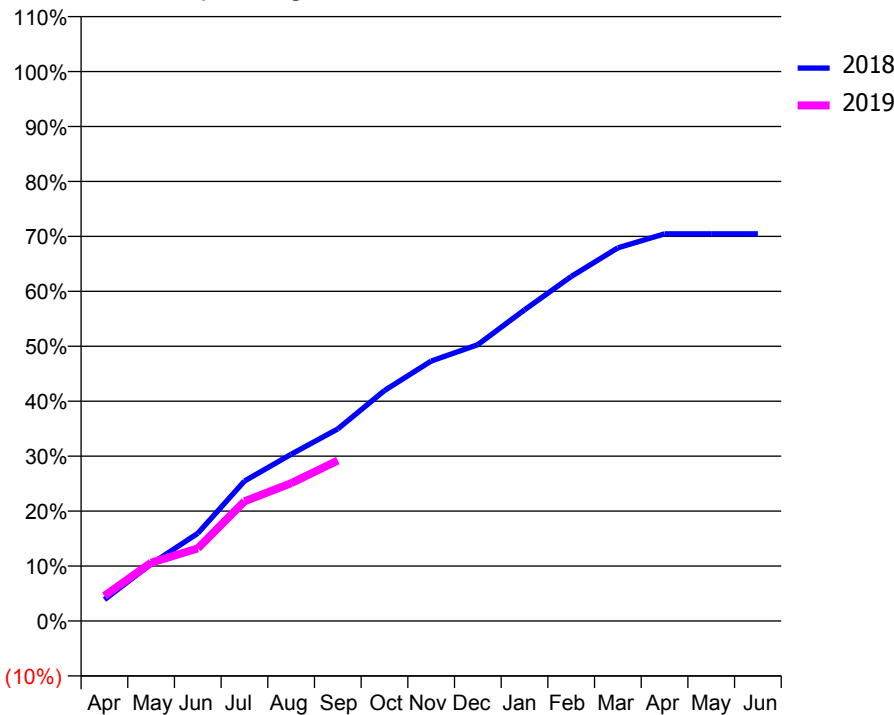
ACCESS*

Patients seen in 24 months	Total	Change since previous quarter
Quarter ending September 2017	1,041	
Quarter ending December 2017	1,022	↓
Quarter ending March 2018	1,006	↓
Quarter ending June 2018	986	↓
Quarter ending September 2018	997	→
Variance since September 2017	(4.2%)	↓



ACTIVITY

Cumulative percentage of contracted UDA delivered 2018 & 2019



Month	Adjusted Scheduled Activity (UDA)	
	2018	2019
April	156	183
May	415	424
June	638	529
July	1,019	871
August	1,214	1,003
September	1,398	1,169
October	1,678	
November	1,892	
December	2,011	
January	2,265	
February	2,508	
March	2,716	
April	2,819	
May	2,819	
June	2,819	

QUALITY

	Quantity	Base Number	Contract	LHB	Wales
% of FP17s for the same patient ID Re-attending within 3 months - Children	22	131	16.8%	8.6%	10.9%
% of FP17s for the same patient ID Re-attending within 3 months - Adults	63	436	14.4%	14.4%	15.6%
% of FP17s for the same patient ID Re-attending between 3 & 9 months - Children	47	131	35.9%	58.4%	59.4%
% of FP17s for the same patient ID Re-attending between 3 & 9 months - Adults	144	436	33.0%	55.1%	55.5%
% of FP17s for Band 1 Urgent Courses	60	498	12.0%	9.1%	8.9%
% of FP17s Relating to Free Repair or Replacements	10	498	2.0%	0.7%	0.7%
% of FP17s Relating to Continuations	4	498	0.8%	0.6%	0.7%
% of Patients satisfied with the dentistry they have received	4	4	N/A	94.6%	93.6%
% of Patients satisfied with the time they had to wait for an appointment	4	4	N/A	89.3%	88.1%

* This is based on patients treated on this contract for their most recent course of treatment. Figures in italics indicate the base number of FP17s or Patient Questionnaire responses are less than 100. N/A is shown where the base number of responses is less than 10 during the period. % is calculated as Quantity/Base number*100

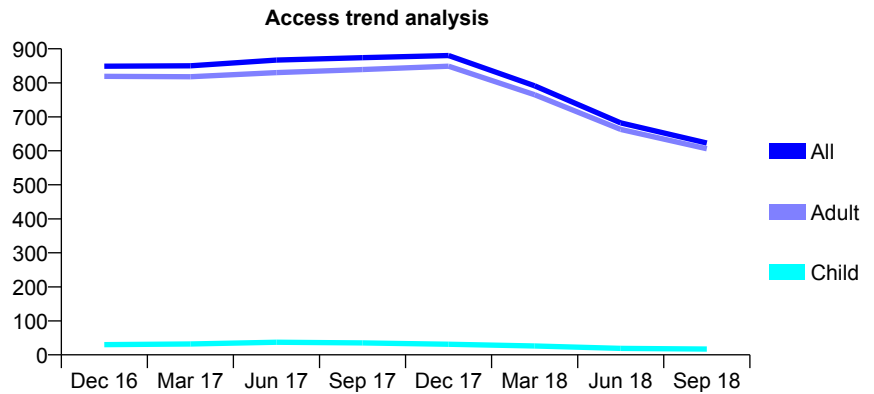
7A6 - Vital Signs At a Glance Contract Report for 130389/0002 - September 2018

Name or company name	Aneurin Bevan Health Board
Contract type name	GDS Contract
Purpose of contract	General
Contract start date	01/06/2007
Contract end date	

18/19 Contracted general activity (UDA)	4,000
Carry forward general activity (UDA)	0
18/19 Contracted orthodontic activity (UOA)	0
Carry forward orthodontic activity (UOA)	0
Baseline contract value	£145,223.22

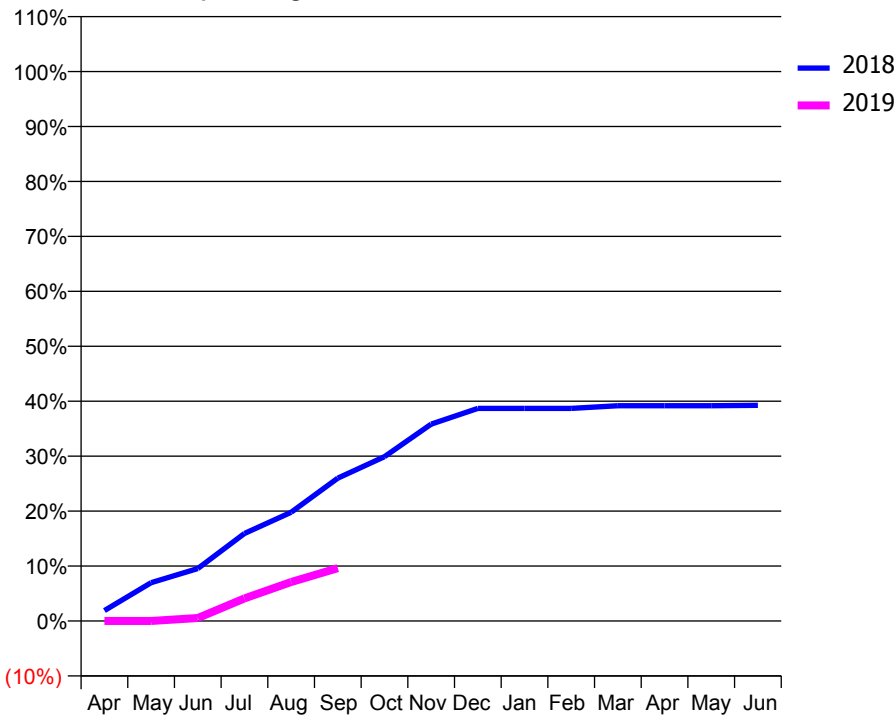
ACCESS*

Patients seen in 24 months	Total	Change since previous quarter
Quarter ending September 2017	874	
Quarter ending December 2017	880	→
Quarter ending March 2018	791	↓
Quarter ending June 2018	682	↓
Quarter ending September 2018	623	↓
Variance since September 2017	(28.7%)	↓



ACTIVITY

Cumulative percentage of contracted UDA delivered 2018 & 2019



Month	Adjusted Scheduled Activity (UDA)	
	2018	2019
April	76	0
May	279	0
June	382	22
July	637	165
August	791	284
September	1,040	385
October	1,196	
November	1,433	
December	1,548	
January	1,548	
February	1,548	
March	1,567	
April	1,567	
May	1,567	
June	1,570	

QUALITY

	Quantity	Base Number	Contract	LHB	Wales
% of FP17s for the same patient ID Re-attending within 3 months - Children	0	6	0.0%	8.6%	10.9%
% of FP17s for the same patient ID Re-attending within 3 months - Adults	4	180	2.2%	14.4%	15.6%
% of FP17s for the same patient ID Re-attending between 3 & 9 months - Children	2	6	33.3%	58.4%	59.4%
% of FP17s for the same patient ID Re-attending between 3 & 9 months - Adults	23	180	12.8%	55.1%	55.5%
% of FP17s for Band 1 Urgent Courses	10	184	5.4%	9.1%	8.9%
% of FP17s Relating to Free Repair or Replacements	0	184	0.0%	0.7%	0.7%
% of FP17s Relating to Continuations	0	184	0.0%	0.6%	0.7%
% of Patients satisfied with the dentistry they have received	2	2	N/A	94.6%	93.6%
% of Patients satisfied with the time they had to wait for an appointment	1	2	N/A	89.3%	88.1%

* This is based on patients treated on this contract for their most recent course of treatment. Figures in italics indicate the base number of FP17s or Patient Questionnaire responses are less than 100. N/A is shown where the base number of responses is less than 10 during the period. % is calculated as Quantity/Base number*100

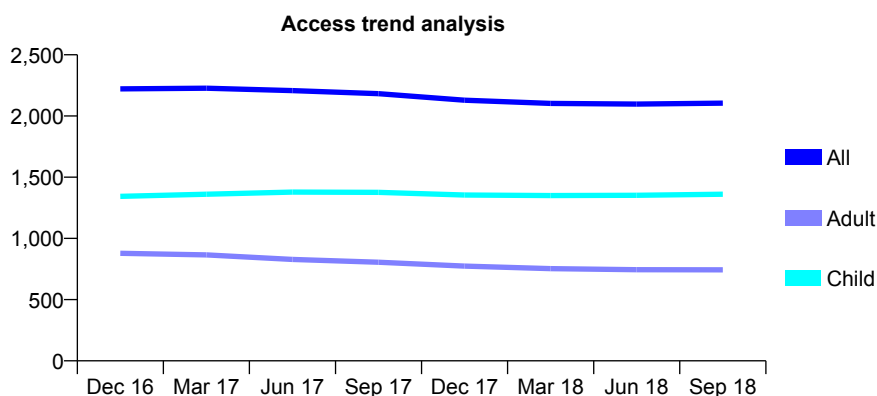
7A6 - Vital Signs At a Glance Contract Report for 133248/0001 - September 2018

Name or company name	Hilltop View Ltd
Contract type name	GDS Contract
Purpose of contract	General
Contract start date	01/04/2011
Contract end date	

18/19 Contracted general activity (UDA)	5,900
Carry forward general activity (UDA)	233
18/19 Contracted orthodontic activity (UOA)	0
Carry forward orthodontic activity (UOA)	0
Baseline contract value	£152,298.50

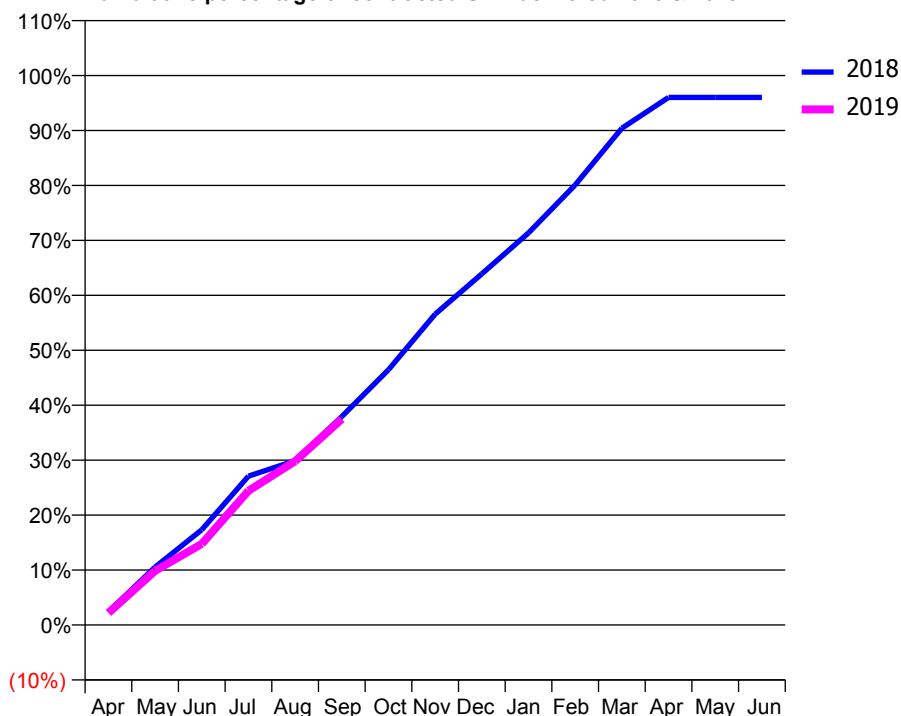
ACCESS*

Patients seen in 24 months	Total	Change since previous quarter
Quarter ending September 2017	2,182	
Quarter ending December 2017	2,129	↓
Quarter ending March 2018	2,103	↓
Quarter ending June 2018	2,097	→
Quarter ending September 2018	2,105	→
Variance since September 2017	(3.5%)	↓



ACTIVITY

Cumulative percentage of contracted UDA delivered 2018 & 2019



Adjusted Scheduled Activity (UDA)

Month	2018	2019
April	143	129
May	623	582
June	1,024	871
July	1,598	1,441
August	1,764	1,760
September	2,239	2,212
October	2,741	
November	3,338	
December	3,770	
January	4,211	
February	4,725	
March	5,334	
April	5,665	
May	5,665	
June	5,665	

QUALITY

	Quantity	Base Number	Contract	LHB	Wales
% of FP17s for the same patient ID Re-attending within 3 months - Children	52	757	6.9%	8.6%	10.9%
% of FP17s for the same patient ID Re-attending within 3 months - Adults	71	415	17.1%	14.4%	15.6%
% of FP17s for the same patient ID Re-attending between 3 & 9 months - Children	360	757	47.6%	58.4%	59.4%
% of FP17s for the same patient ID Re-attending between 3 & 9 months - Adults	191	415	46.0%	55.1%	55.5%
% of FP17s for Band 1 Urgent Courses	73	1,037	7.0%	9.1%	8.9%
% of FP17s Relating to Free Repair or Replacements	0	1,037	0.0%	0.7%	0.7%
% of FP17s Relating to Continuations	16	1,037	1.5%	0.6%	0.7%
% of Patients satisfied with the dentistry they have received	0	0	N/A	94.6%	93.6%
% of Patients satisfied with the time they had to wait for an appointment	0	0	N/A	89.3%	88.1%

* This is based on patients treated on this contract for their most recent course of treatment. Figures in italics indicate the base number of FP17s or Patient Questionnaire responses are less than 100. N/A is shown where the base number of responses is less than 10 during the period. % is calculated as Quantity/Base number*100

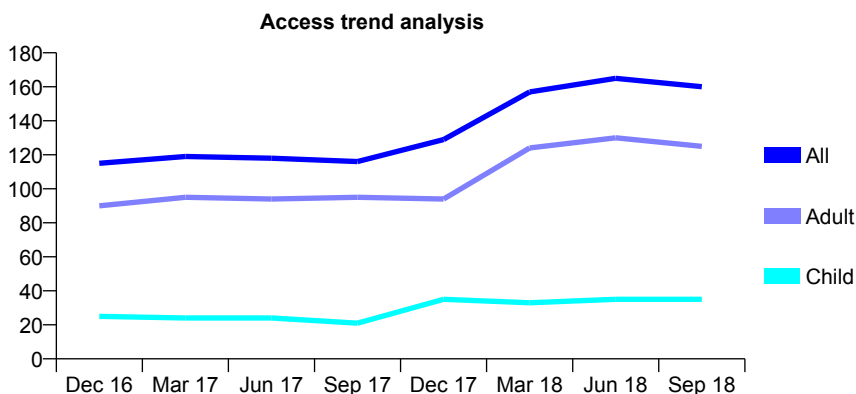
7A6 - Vital Signs At a Glance Contract Report for 133523/0002 - September 2018

Name or company name	Gateway OHS Limited
Contract type name	PDS Contract
Purpose of contract	General
Contract start date	01/07/2010
Contract end date	31/03/2019

18/19 Contracted general activity (UDA)	702
Carry forward general activity (UDA)	0
18/19 Contracted orthodontic activity (UOA)	0
Carry forward orthodontic activity (UOA)	0
Baseline contract value	£84,830.13

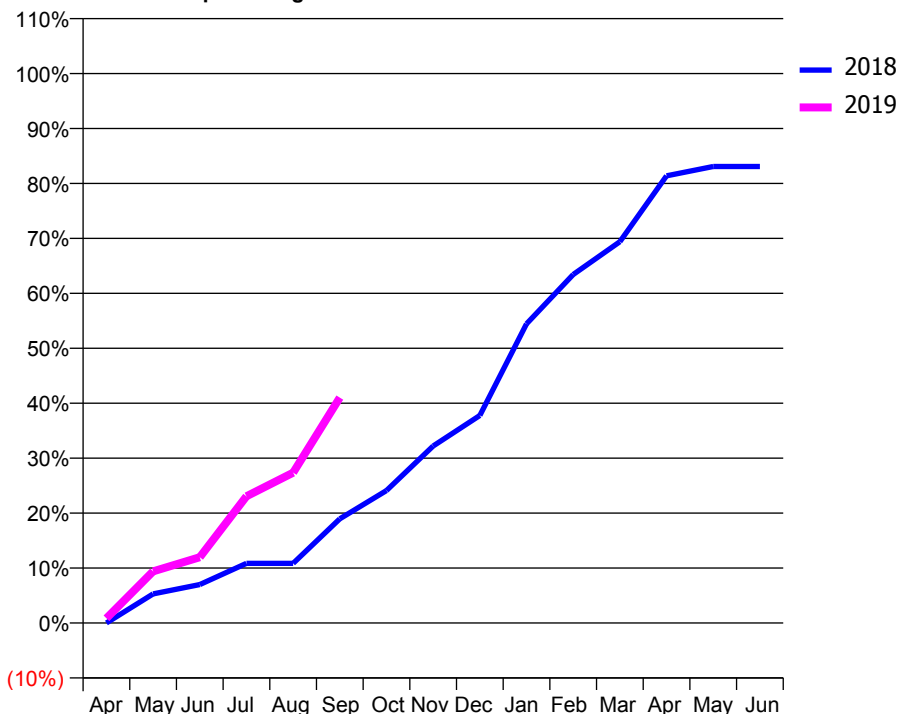
ACCESS*

Patients seen in 24 months	Total	Change since previous quarter
Quarter ending September 2017	116	
Quarter ending December 2017	129	↑
Quarter ending March 2018	157	↑
Quarter ending June 2018	165	↑
Quarter ending September 2018	160	↓
Variance since September 2017	37.9%	↑



ACTIVITY

Cumulative percentage of contracted UDA delivered 2018 & 2019



Month	Adjusted Scheduled Activity (UDA)	
	2018	2019
April	0	6
May	37	66
June	49	84
July	76	162
August	76	192
September	133	288
October	169	
November	226	
December	265	
January	382	
February	445	
March	487	
April	571	
May	583	
June	583	

QUALITY

	Quantity	Base Number	Contract	LHB	Wales
% of FP17s for the same patient ID Re-attending within 3 months - Children	0	27	0.0%	8.6%	10.9%
% of FP17s for the same patient ID Re-attending within 3 months - Adults	3	104	2.9%	14.4%	15.6%
% of FP17s for the same patient ID Re-attending between 3 & 9 months - Children	0	27	0.0%	58.4%	59.4%
% of FP17s for the same patient ID Re-attending between 3 & 9 months - Adults	4	104	3.8%	55.1%	55.5%
% of FP17s for Band 1 Urgent Courses	0	99	0.0%	9.1%	8.9%
% of FP17s Relating to Free Repair or Replacements	0	99	0.0%	0.7%	0.7%
% of FP17s Relating to Continuations	2	99	2.0%	0.6%	0.7%
% of Patients satisfied with the dentistry they have received	0	0	N/A	94.6%	93.6%
% of Patients satisfied with the time they had to wait for an appointment	0	0	N/A	89.3%	88.1%

* This is based on patients treated on this contract for their most recent course of treatment. Figures in italics indicate the base number of FP17s or Patient Questionnaire responses are less than 100. N/A is shown where the base number of responses is less than 10 during the period. % is calculated as Quantity/Base number*100

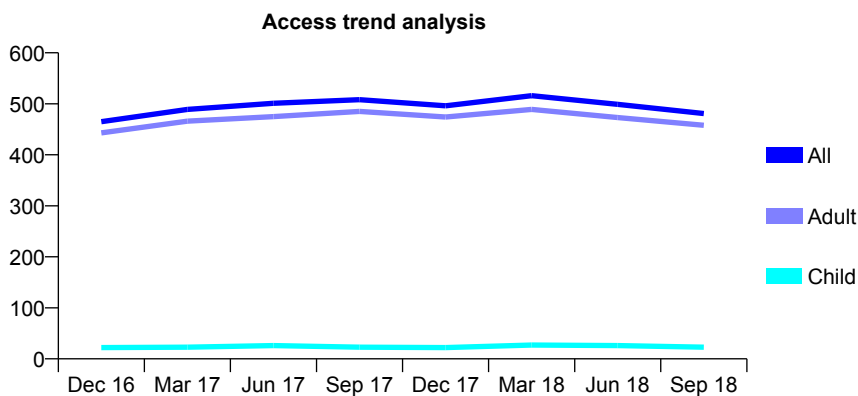
7A6 - Vital Signs At a Glance Contract Report for 133523/0007 - September 2018

Name or company name	Gateway OHS Limited
Contract type name	PDS Contract
Purpose of contract	General
Contract start date	01/04/2011
Contract end date	31/03/2019

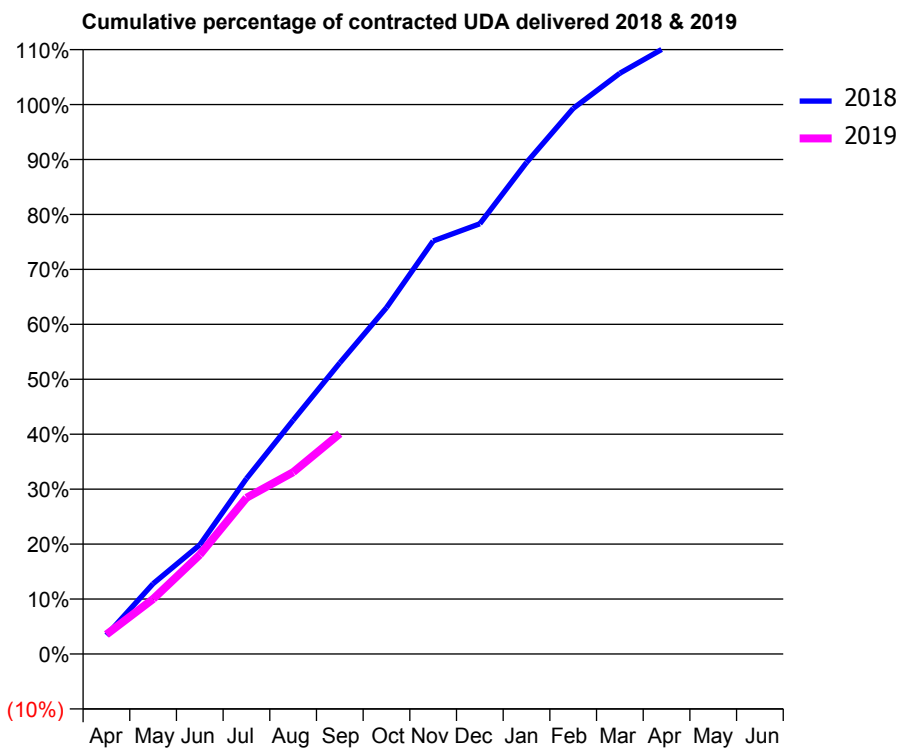
18/19 Contracted general activity (UDA)	562
Carry forward general activity (UDA)	0
18/19 Contracted orthodontic activity (UOA)	0
Carry forward orthodontic activity (UOA)	0
Baseline contract value	£21,159.52

ACCESS*

Patients seen in 24 months	Total	Change since previous quarter
Quarter ending September 2017	508	
Quarter ending December 2017	496	↓
Quarter ending March 2018	516	↑
Quarter ending June 2018	499	↓
Quarter ending September 2018	481	↓
Variance since September 2017	(5.3%)	↓



ACTIVITY



Adjusted Scheduled Activity (UDA)		
Month	2018	2019
April	19	20
May	72	56
June	112	102
July	179	160
August	239	186
September	298	225
October	354	
November	422	
December	440	
January	503	
February	558	
March	594	
April	621	
May	621	
June	621	

QUALITY

	Quantity	Base Number	Contract	LHB	Wales
% of FP17s for the same patient ID Re-attending within 3 months - Children	1	10	10.0%	8.6%	10.9%
% of FP17s for the same patient ID Re-attending within 3 months - Adults	5	199	2.5%	14.4%	15.6%
% of FP17s for the same patient ID Re-attending between 3 & 9 months - Children	0	10	0.0%	58.4%	59.4%
% of FP17s for the same patient ID Re-attending between 3 & 9 months - Adults	9	199	4.5%	55.1%	55.5%
% of FP17s for Band 1 Urgent Courses	177	186	95.2%	9.1%	8.9%
% of FP17s Relating to Free Repair or Replacements	0	186	0.0%	0.7%	0.7%
% of FP17s Relating to Continuations	0	186	0.0%	0.6%	0.7%
% of Patients satisfied with the dentistry they have received	0	0	N/A	94.6%	93.6%
% of Patients satisfied with the time they had to wait for an appointment	0	0	N/A	89.3%	88.1%

* This is based on patients treated on this contract for their most recent course of treatment. Figures in italics indicate the base number of FP17s or Patient Questionnaire responses are less than 100. N/A is shown where the base number of responses is less than 10 during the period. % is calculated as Quantity/Base number*100

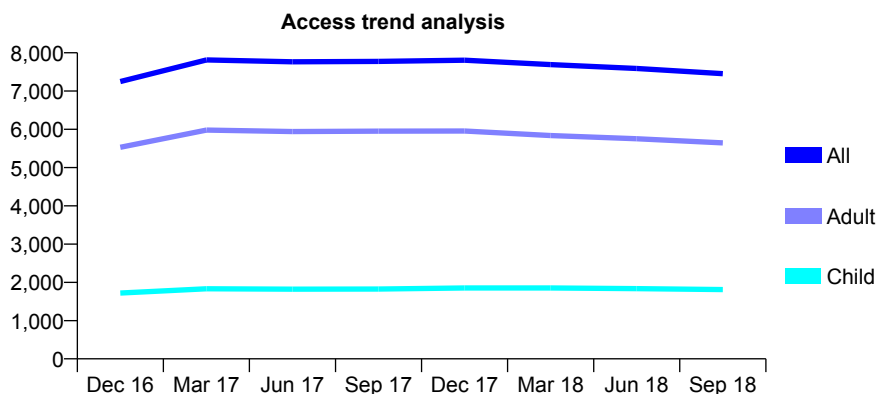
7A6 - Vital Signs At a Glance Contract Report for 133523/0008 - September 2018

Name or company name	Gateway OHS Limited
Contract type name	GDS Contract
Purpose of contract	General
Contract start date	01/04/2015
Contract end date	

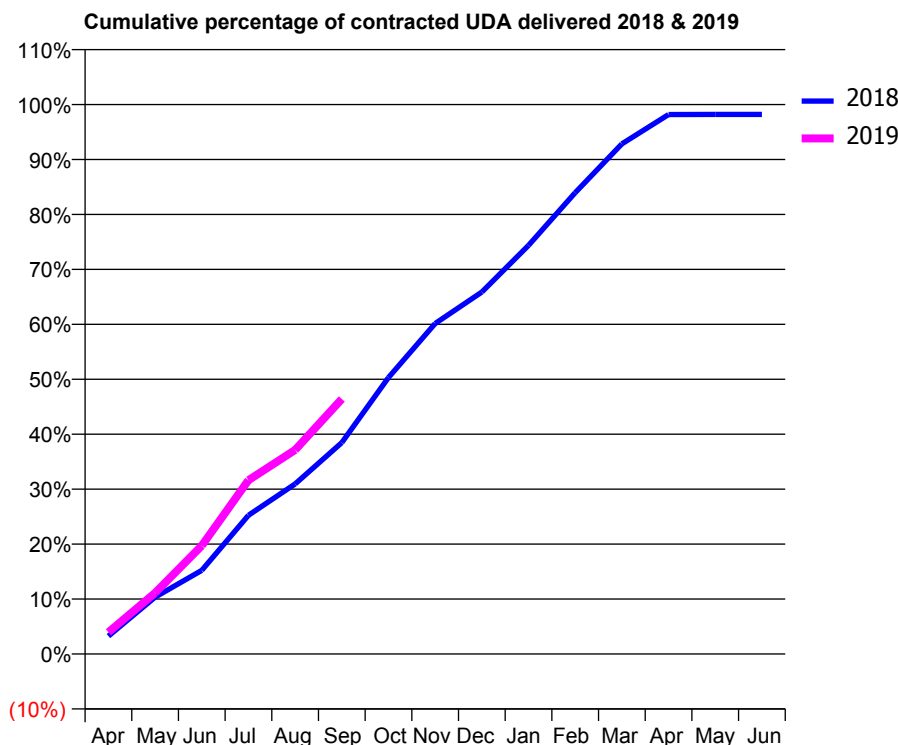
18/19 Contracted general activity (UDA)	20,225
Carry forward general activity (UDA)	265
18/19 Contracted orthodontic activity (UOA)	0
Carry forward orthodontic activity (UOA)	0
Baseline contract value	£577,837.10

ACCESS*

Patients seen in 24 months	Total	Change since previous quarter
Quarter ending September 2017	7,776	
Quarter ending December 2017	7,807	→
Quarter ending March 2018	7,691	↓
Quarter ending June 2018	7,590	↓
Quarter ending September 2018	7,455	↓
Variance since September 2017	(4.1%)	↓



ACTIVITY



Month	Adjusted Scheduled Activity (UDA)	
	2018	2019
April	662	802
May	2,095	2,250
June	3,079	3,987
July	5,109	6,398
August	6,260	7,509
September	7,783	9,386
October	10,178	
November	12,164	
December	13,322	
January	15,040	
February	16,978	
March	18,776	
April	19,858	
May	19,862	
June	19,861	

QUALITY

	Quantity	Base Number	Contract	LHB	Wales
% of FP17s for the same patient ID Re-attending within 3 months - Children	96	1,244	7.7%	8.6%	10.9%
% of FP17s for the same patient ID Re-attending within 3 months - Adults	554	4,047	13.7%	14.4%	15.6%
% of FP17s for the same patient ID Re-attending between 3 & 9 months - Children	577	1,244	46.4%	58.4%	59.4%
% of FP17s for the same patient ID Re-attending between 3 & 9 months - Adults	2,145	4,047	53.0%	55.1%	55.5%
% of FP17s for Band 1 Urgent Courses	485	4,785	10.1%	9.1%	8.9%
% of FP17s Relating to Free Repair or Replacements	50	4,785	1.0%	0.7%	0.7%
% of FP17s Relating to Continuations	7	4,785	0.1%	0.6%	0.7%
% of Patients satisfied with the dentistry they have received	11	12	91.7%	94.6%	93.6%
% of Patients satisfied with the time they had to wait for an appointment	11	12	91.7%	89.3%	88.1%

* This is based on patients treated on this contract for their most recent course of treatment. Figures in italics indicate the base number of FP17s or Patient Questionnaire responses are less than 100. N/A is shown where the base number of responses is less than 10 during the period. % is calculated as Quantity/Base number*100

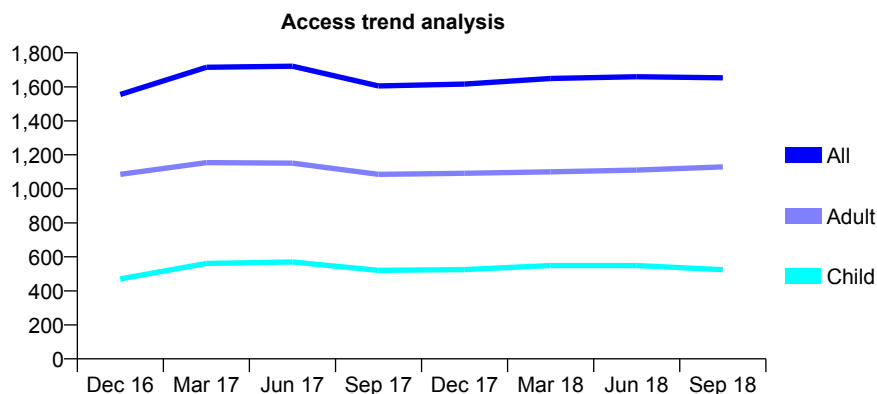
7A6 - Vital Signs At a Glance Contract Report for 140309/0001 - September 2018

Name or company name	A & M Jones Healthcare Ltd
Contract type name	GDS Contract
Purpose of contract	General
Contract start date	01/03/2012
Contract end date	

18/19 Contracted general activity (UDA)	6,254
Carry forward general activity (UDA)	0
18/19 Contracted orthodontic activity (UOA)	0
Carry forward orthodontic activity (UOA)	0
Baseline contract value	£208,519.58

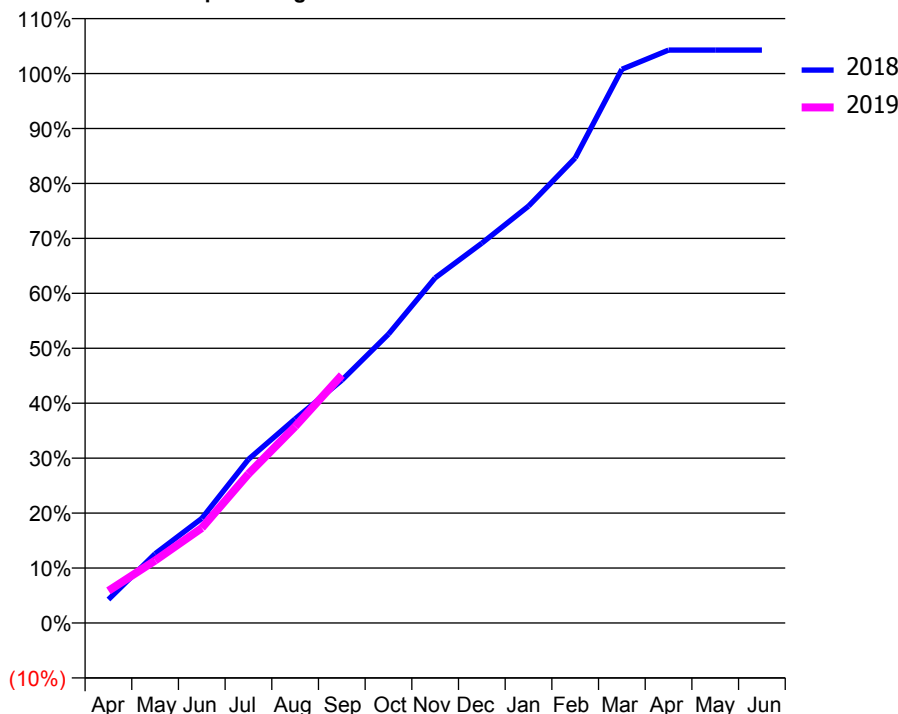
ACCESS*

Patients seen in 24 months	Total	Change since previous quarter
Quarter ending September 2017	1,605	
Quarter ending December 2017	1,616	→
Quarter ending March 2018	1,649	↑
Quarter ending June 2018	1,659	→
Quarter ending September 2018	1,653	→
Variance since September 2017	3.0%	↑



ACTIVITY

Cumulative percentage of contracted UDA delivered 2018 & 2019



Month	Adjusted Scheduled Activity (UDA)	
	2018	2019
April	250	367
May	737	711
June	1,114	1,081
July	1,743	1,698
August	2,174	2,236
September	2,587	2,823
October	3,078	
November	3,677	
December	4,046	
January	4,442	
February	4,954	
March	5,899	
April	6,103	
May	6,104	
June	6,104	

QUALITY

	Quantity	Base Number	Contract	LHB	Wales
% of FP17s for the same patient ID Re-attending within 3 months - Children	15	418	3.6%	8.6%	10.9%
% of FP17s for the same patient ID Re-attending within 3 months - Adults	60	800	7.5%	14.4%	15.6%
% of FP17s for the same patient ID Re-attending between 3 & 9 months - Children	214	418	51.2%	58.4%	59.4%
% of FP17s for the same patient ID Re-attending between 3 & 9 months - Adults	315	800	39.4%	55.1%	55.5%
% of FP17s for Band 1 Urgent Courses	93	1,104	8.4%	9.1%	8.9%
% of FP17s Relating to Free Repair or Replacements	9	1,104	0.8%	0.7%	0.7%
% of FP17s Relating to Continuations	6	1,104	0.5%	0.6%	0.7%
% of Patients satisfied with the dentistry they have received	3	3	N/A	94.6%	93.6%
% of Patients satisfied with the time they had to wait for an appointment	3	3	N/A	89.3%	88.1%

* This is based on patients treated on this contract for their most recent course of treatment. Figures in italics indicate the base number of FP17s or Patient Questionnaire responses are less than 100. N/A is shown where the base number of responses is less than 10 during the period. % is calculated as Quantity/Base number*100

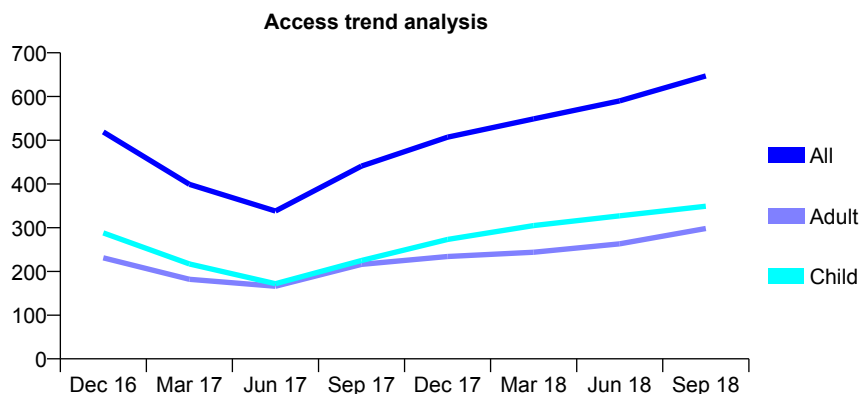
7A6 - Vital Signs At a Glance Contract Report for 140309/0002 - September 2018

Name or company name	N D Solutions Limited
Contract type name	GDS Contract
Purpose of contract	General
Contract start date	01/03/2012
Contract end date	

18/19 Contracted general activity (UDA)	1,764
Carry forward general activity (UDA)	-68
18/19 Contracted orthodontic activity (UOA)	0
Carry forward orthodontic activity (UOA)	0
Baseline contract value	£40,915.21

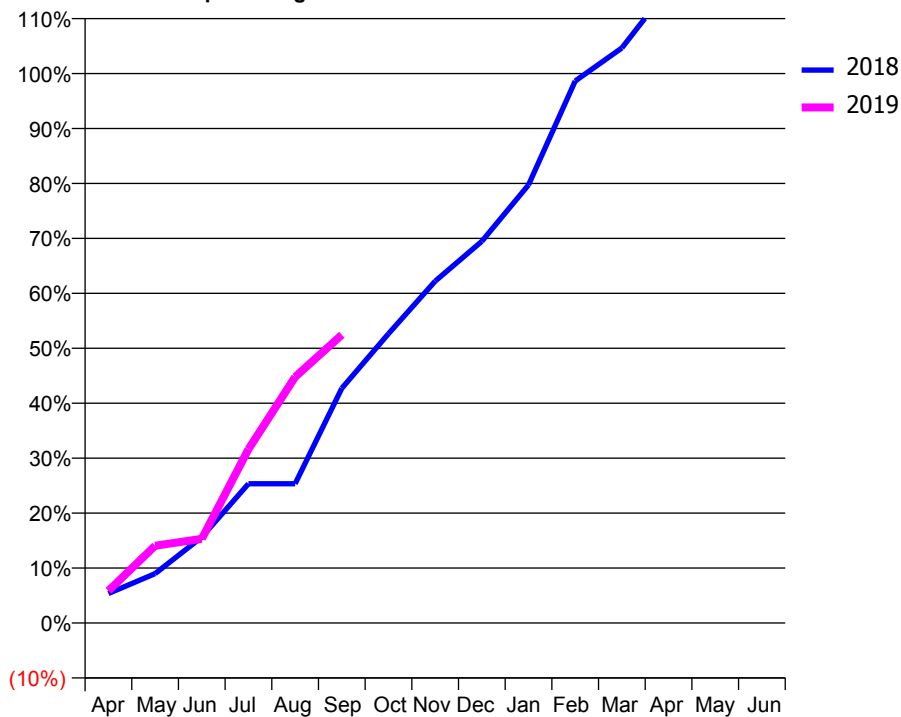
ACCESS*

Patients seen in 24 months	Total	Change since previous quarter
Quarter ending September 2017	441	
Quarter ending December 2017	507	↑
Quarter ending March 2018	549	↑
Quarter ending June 2018	590	↑
Quarter ending September 2018	647	↑
Variance since September 2017	46.7%	↑



ACTIVITY

Cumulative percentage of contracted UDA delivered 2018 & 2019



Adjusted Scheduled Activity (UDA)

Month	2018	2019
April	73	103
May	123	248
June	213	270
July	346	558
August	346	790
September	583	925
October	718	
November	849	
December	948	
January	1,088	
February	1,345	
March	1,428	
April	1,576	
May	1,576	
June	1,576	

QUALITY

	Quantity	Base Number	Contract	LHB	Wales
% of FP17s for the same patient ID Re-attending within 3 months - Children	27	324	8.3%	8.6%	10.9%
% of FP17s for the same patient ID Re-attending within 3 months - Adults	33	241	13.7%	14.4%	15.6%
% of FP17s for the same patient ID Re-attending between 3 & 9 months - Children	205	324	63.3%	58.4%	59.4%
% of FP17s for the same patient ID Re-attending between 3 & 9 months - Adults	111	241	46.1%	55.1%	55.5%
% of FP17s for Band 1 Urgent Courses	22	499	4.4%	9.1%	8.9%
% of FP17s Relating to Free Repair or Replacements	0	499	0.0%	0.7%	0.7%
% of FP17s Relating to Continuations	7	499	1.4%	0.6%	0.7%
% of Patients satisfied with the dentistry they have received	2	2	N/A	94.6%	93.6%
% of Patients satisfied with the time they had to wait for an appointment	2	2	N/A	89.3%	88.1%

* This is based on patients treated on this contract for their most recent course of treatment. Figures in italics indicate the base number of FP17s or Patient Questionnaire responses are less than 100. N/A is shown where the base number of responses is less than 10 during the period. % is calculated as Quantity/Base number*100

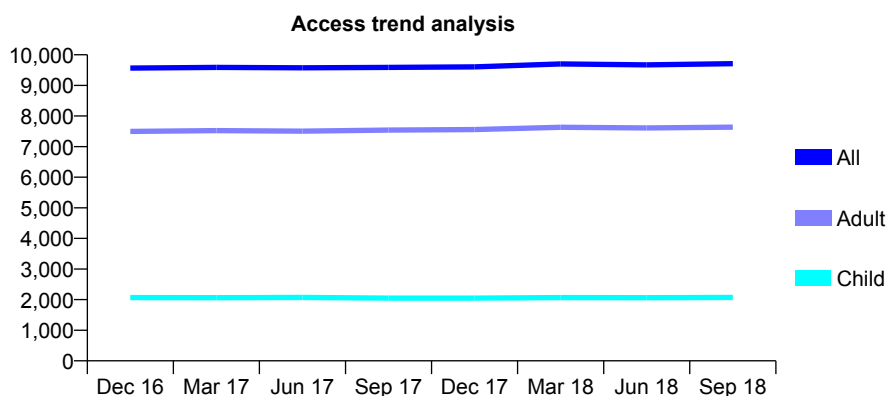
7A6 - Vital Signs At a Glance Contract Report for 142638/0001 - September 2018

Name or company name	The Goodwin Partnership Limited
Contract type name	GDS Contract
Purpose of contract	General
Contract start date	01/04/2009
Contract end date	

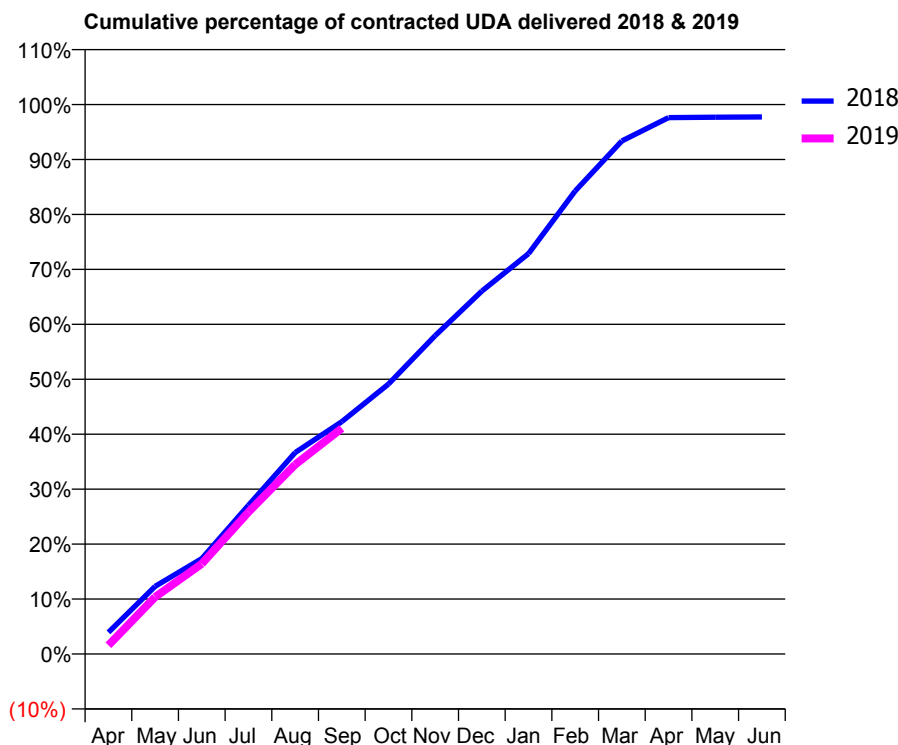
18/19 Contracted general activity (UDA)	26,856
Carry forward general activity (UDA)	559
18/19 Contracted orthodontic activity (UOA)	0
Carry forward orthodontic activity (UOA)	0
Baseline contract value	£672,860.93

ACCESS*

Patients seen in 24 months	Total	Change since previous quarter
Quarter ending September 2017	9,590	
Quarter ending December 2017	9,607	→
Quarter ending March 2018	9,701	→
Quarter ending June 2018	9,672	→
Quarter ending September 2018	9,709	→
Variance since September 2017	1.2%	→



ACTIVITY



Month	Adjusted Scheduled Activity (UDA)	
	2018	2019
April	1,060	424
May	3,309	2,785
June	4,661	4,406
July	7,270	6,935
August	9,845	9,260
September	11,353	11,027
October	13,191	
November	15,560	
December	17,738	
January	19,565	
February	22,631	
March	25,076	
April	26,217	
May	26,233	
June	26,246	

QUALITY

	Quantity	Base Number	Contract	LHB	Wales
% of FP17s for the same patient ID Re-attending within 3 months - Children	98	1,388	7.1%	8.6%	10.9%
% of FP17s for the same patient ID Re-attending within 3 months - Adults	761	5,653	13.5%	14.4%	15.6%
% of FP17s for the same patient ID Re-attending between 3 & 9 months - Children	665	1,388	47.9%	58.4%	59.4%
% of FP17s for the same patient ID Re-attending between 3 & 9 months - Adults	3,013	5,653	53.3%	55.1%	55.5%
% of FP17s for Band 1 Urgent Courses	461	6,485	7.1%	9.1%	8.9%
% of FP17s Relating to Free Repair or Replacements	35	6,485	0.5%	0.7%	0.7%
% of FP17s Relating to Continuations	32	6,485	0.5%	0.6%	0.7%
% of Patients satisfied with the dentistry they have received	19	19	100.0%	94.6%	93.6%
% of Patients satisfied with the time they had to wait for an appointment	19	19	100.0%	89.3%	88.1%

* This is based on patients treated on this contract for their most recent course of treatment. Figures in italics indicate the base number of FP17s or Patient Questionnaire responses are less than 100. N/A is shown where the base number of responses is less than 10 during the period. % is calculated as Quantity/Base number*100

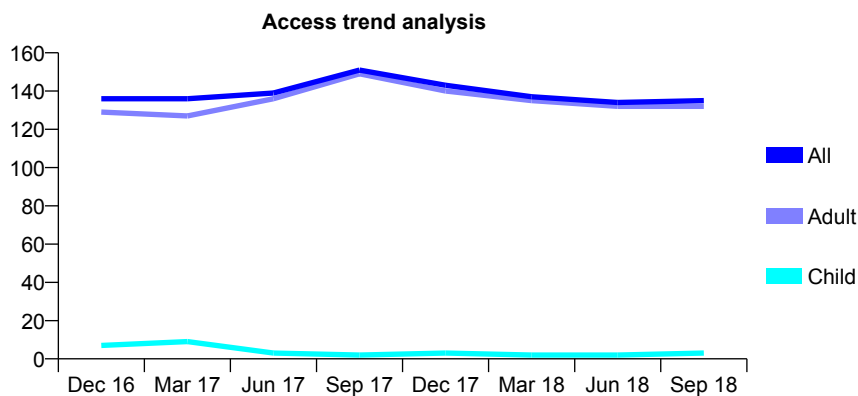
7A6 - Vital Signs At a Glance Contract Report for 142638/0002 - September 2018

Name or company name	The Goodwin Partnership Limited
Contract type name	GDS Contract
Purpose of contract	General
Contract start date	01/04/2009
Contract end date	

18/19 Contracted general activity (UDA)	180
Carry forward general activity (UDA)	0
18/19 Contracted orthodontic activity (UOA)	0
Carry forward orthodontic activity (UOA)	0
Baseline contract value	£10,554.18

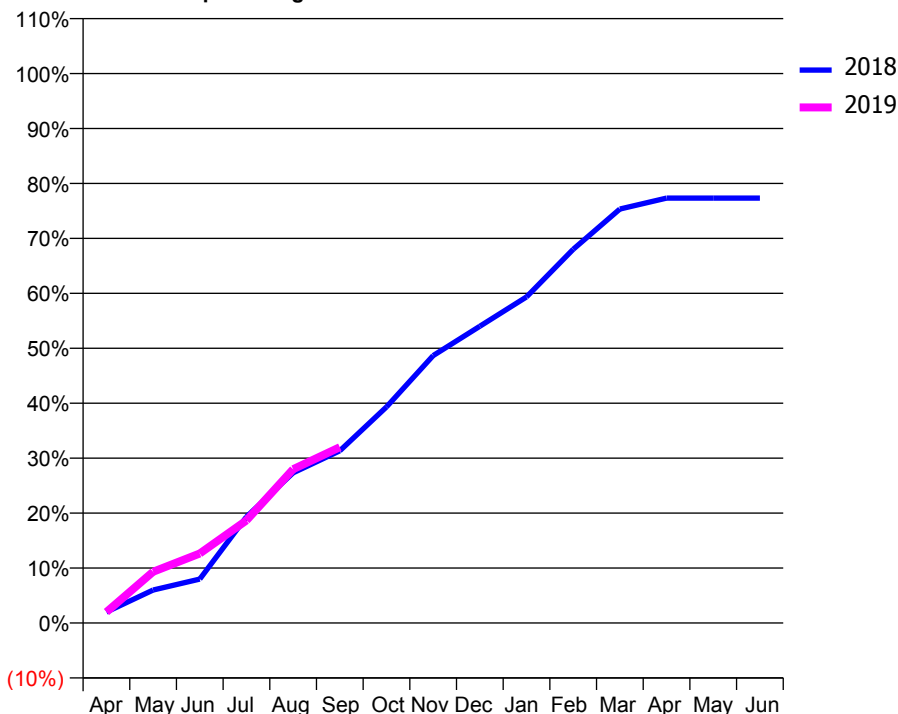
ACCESS*

Patients seen in 24 months	Total	Change since previous quarter
Quarter ending September 2017	151	
Quarter ending December 2017	143	↓
Quarter ending March 2018	137	↓
Quarter ending June 2018	134	↓
Quarter ending September 2018	135	→
Variance since September 2017	(10.6%)	↓



ACTIVITY

Cumulative percentage of contracted UDA delivered 2018 & 2019



Adjusted Scheduled Activity (UDA)

Month	2018	2019
April	4	4
May	11	17
June	14	23
July	35	34
August	49	50
September	56	58
October	71	
November	88	
December	97	
January	107	
February	122	
March	136	
April	139	
May	139	
June	139	

QUALITY

	Quantity	Base Number	Contract	LHB	Wales
% of FP17s for the same patient ID Re-attending within 3 months - Children	0	0	N/A	8.6%	10.9%
% of FP17s for the same patient ID Re-attending within 3 months - Adults	1	51	2.0%	14.4%	15.6%
% of FP17s for the same patient ID Re-attending between 3 & 9 months - Children	0	0	N/A	58.4%	59.4%
% of FP17s for the same patient ID Re-attending between 3 & 9 months - Adults	0	51	0.0%	55.1%	55.5%
% of FP17s for Band 1 Urgent Courses	48	48	100.0%	9.1%	8.9%
% of FP17s Relating to Free Repair or Replacements	0	48	0.0%	0.7%	0.7%
% of FP17s Relating to Continuations	0	48	0.0%	0.6%	0.7%
% of Patients satisfied with the dentistry they have received	0	0	N/A	94.6%	93.6%
% of Patients satisfied with the time they had to wait for an appointment	0	0	N/A	89.3%	88.1%

* This is based on patients treated on this contract for their most recent course of treatment. Figures in italics indicate the base number of FP17s or Patient Questionnaire responses are less than 100. N/A is shown where the base number of responses is less than 10 during the period. % is calculated as Quantity/Base number*100

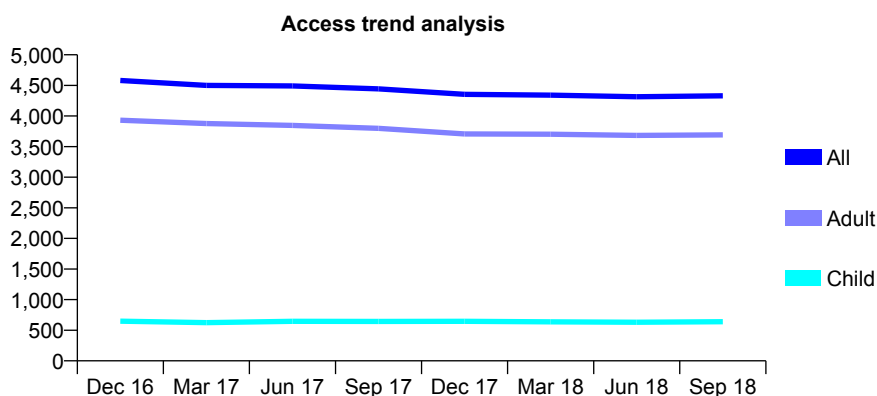
7A6 - Vital Signs At a Glance Contract Report for 144096/0001 - September 2018

Name or company name	Dalegrade Ltd
Contract type name	GDS Contract
Purpose of contract	General
Contract start date	01/04/2010
Contract end date	

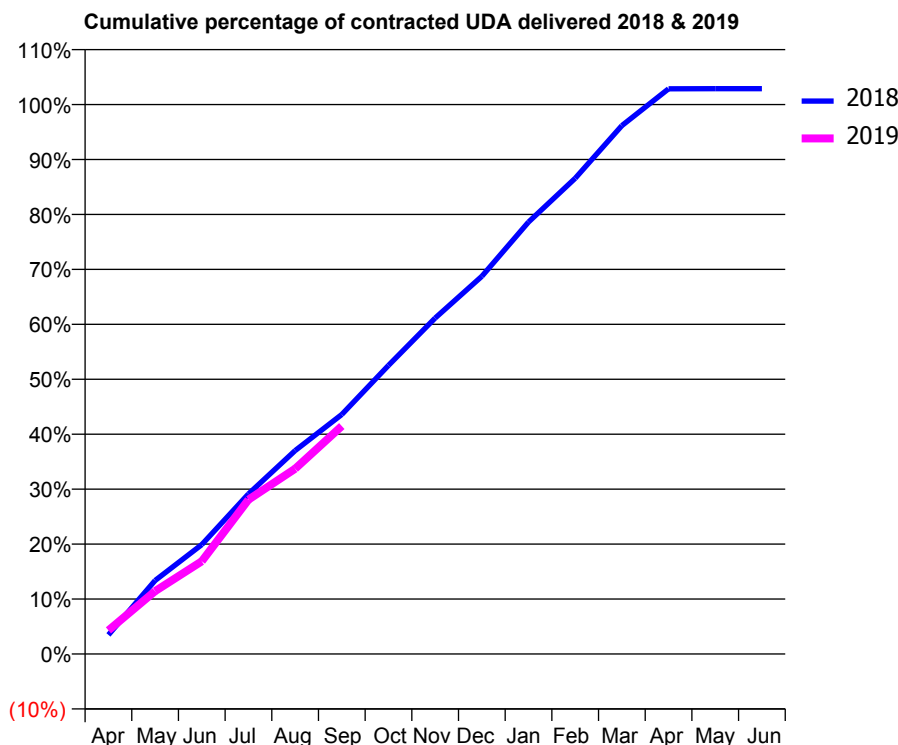
18/19 Contracted general activity (UDA)	13,320
Carry forward general activity (UDA)	-395
18/19 Contracted orthodontic activity (UOA)	0
Carry forward orthodontic activity (UOA)	0
Baseline contract value	£396,292.58

ACCESS*

Patients seen in 24 months	Total	Change since previous quarter
Quarter ending September 2017	4,443	
Quarter ending December 2017	4,353	↓
Quarter ending March 2018	4,340	→
Quarter ending June 2018	4,314	→
Quarter ending September 2018	4,331	→
Variance since September 2017	(2.5%)	↓



ACTIVITY



Month	Adjusted Scheduled Activity (UDA)	
	2018	2019
April	463	572
May	1,783	1,523
June	2,652	2,248
July	3,879	3,742
August	4,932	4,490
September	5,807	5,526
October	6,996	
November	8,143	
December	9,156	
January	10,472	
February	11,532	
March	12,807	
April	13,702	
May	13,704	
June	13,704	

QUALITY

	Quantity	Base Number	Contract	LHB	Wales
% of FP17s for the same patient ID Re-attending within 3 months - Children	33	456	7.2%	8.6%	10.9%
% of FP17s for the same patient ID Re-attending within 3 months - Adults	495	2,746	18.0%	14.4%	15.6%
% of FP17s for the same patient ID Re-attending between 3 & 9 months - Children	275	456	60.3%	58.4%	59.4%
% of FP17s for the same patient ID Re-attending between 3 & 9 months - Adults	1,456	2,746	53.0%	55.1%	55.5%
% of FP17s for Band 1 Urgent Courses	363	2,744	13.2%	9.1%	8.9%
% of FP17s Relating to Free Repair or Replacements	14	2,744	0.5%	0.7%	0.7%
% of FP17s Relating to Continuations	39	2,744	1.4%	0.6%	0.7%
% of Patients satisfied with the dentistry they have received	22	24	91.7%	94.6%	93.6%
% of Patients satisfied with the time they had to wait for an appointment	20	24	83.3%	89.3%	88.1%

* This is based on patients treated on this contract for their most recent course of treatment. Figures in italics indicate the base number of FP17s or Patient Questionnaire responses are less than 100. N/A is shown where the base number of responses is less than 10 during the period. % is calculated as Quantity/Base number*100

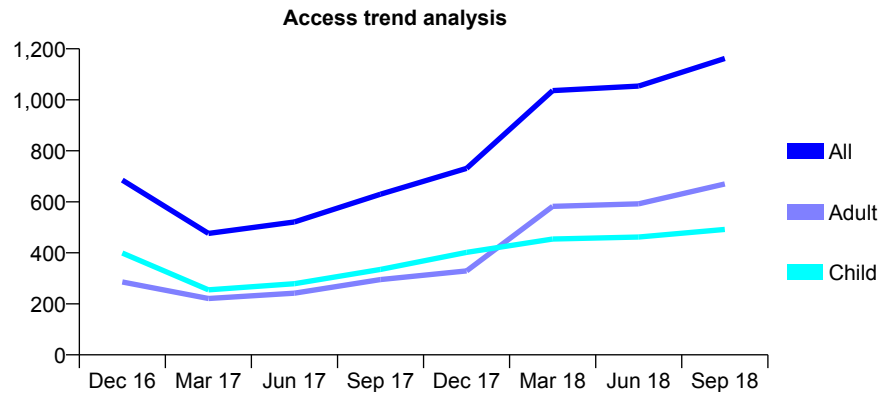
7A6 - Vital Signs At a Glance Contract Report for 144363/0001 - September 2018

Name or company name	Harj Consultancy Ltd
Contract type name	GDS Contract
Purpose of contract	General
Contract start date	01/10/2015
Contract end date	

18/19 Contracted general activity (UDA)	3,717
Carry forward general activity (UDA)	223
18/19 Contracted orthodontic activity (UOA)	0
Carry forward orthodontic activity (UOA)	0
Baseline contract value	£90,839.57

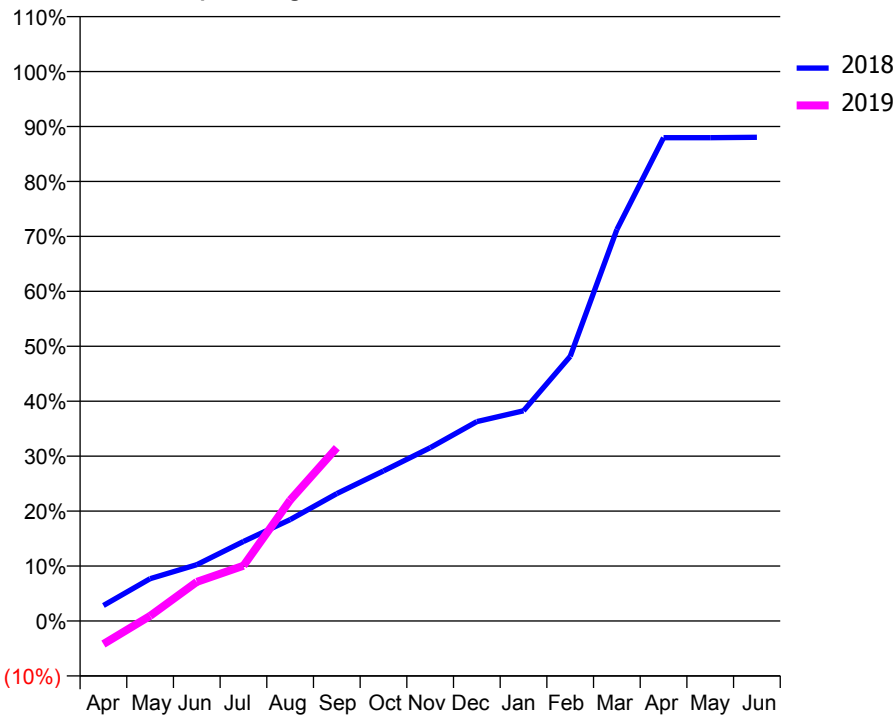
ACCESS*

Patients seen in 24 months	Total	Change since previous quarter
Quarter ending September 2017	630	
Quarter ending December 2017	731	↑
Quarter ending March 2018	1,036	↑
Quarter ending June 2018	1,054	→
Quarter ending September 2018	1,162	↑
Variance since September 2017	84.4%	↑



ACTIVITY

Cumulative percentage of contracted UDA delivered 2018 & 2019



Month	Adjusted Scheduled Activity (UDA)	
	2018	2019
April	105	-157
May	286	34
June	381	265
July	538	374
August	686	818
September	862	1,173
October	1,015	
November	1,172	
December	1,349	
January	1,422	
February	1,790	
March	2,648	
April	3,269	
May	3,269	
June	3,272	

QUALITY

	Quantity	Base Number	Contract	LHB	Wales
% of FP17s for the same patient ID Re-attending within 3 months - Children	45	421	10.7%	8.6%	10.9%
% of FP17s for the same patient ID Re-attending within 3 months - Adults	75	492	15.2%	14.4%	15.6%
% of FP17s for the same patient ID Re-attending between 3 & 9 months - Children	239	421	56.8%	58.4%	59.4%
% of FP17s for the same patient ID Re-attending between 3 & 9 months - Adults	159	492	32.3%	55.1%	55.5%
% of FP17s for Band 1 Urgent Courses	39	715	5.5%	9.1%	8.9%
% of FP17s Relating to Free Repair or Replacements	0	715	0.0%	0.7%	0.7%
% of FP17s Relating to Continuations	0	715	0.0%	0.6%	0.7%
% of Patients satisfied with the dentistry they have received	3	3	N/A	94.6%	93.6%
% of Patients satisfied with the time they had to wait for an appointment	3	3	N/A	89.3%	88.1%

* This is based on patients treated on this contract for their most recent course of treatment. Figures in italics indicate the base number of FP17s or Patient Questionnaire responses are less than 100. N/A is shown where the base number of responses is less than 10 during the period. % is calculated as Quantity/Base number*100

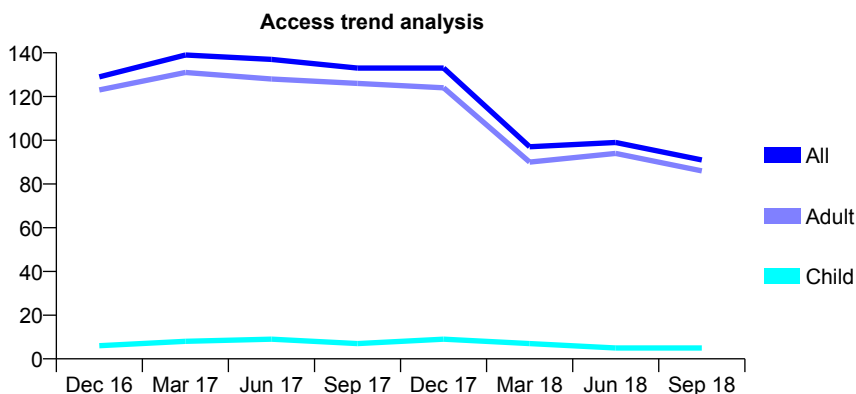
7A6 - Vital Signs At a Glance Contract Report for 146048/0001 - September 2018

Name or company name	Kensington Court Anaesthetic Clinic
Contract type name	PDS Contract
Purpose of contract	General
Contract start date	01/04/2006
Contract end date	31/03/2019

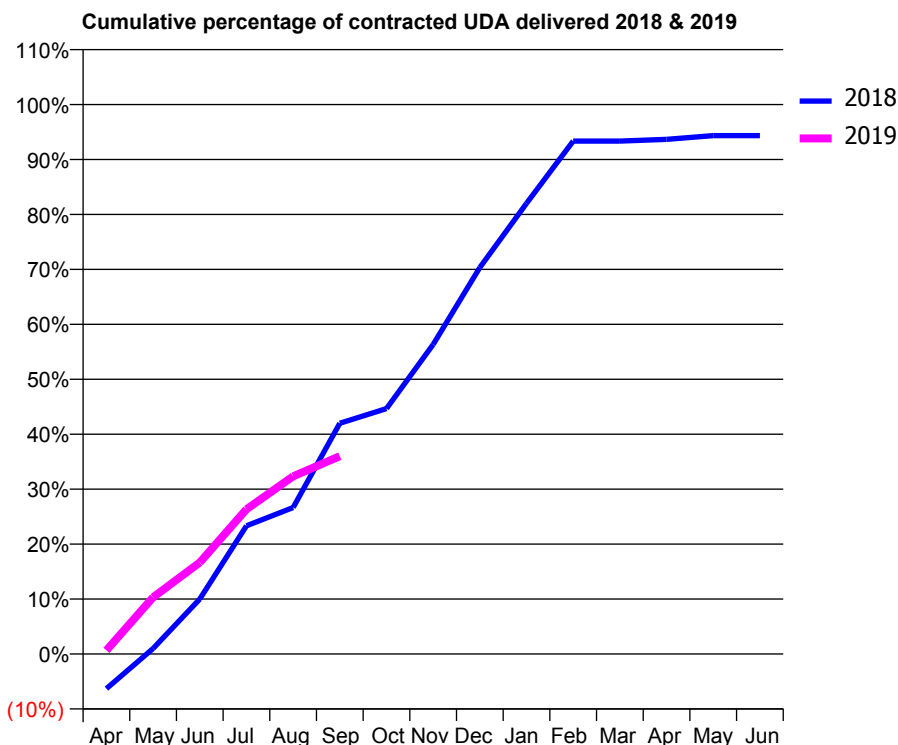
18/19 Contracted general activity (UDA)	300
Carry forward general activity (UDA)	17
18/19 Contracted orthodontic activity (UOA)	0
Carry forward orthodontic activity (UOA)	0
Baseline contract value	£23,383.00

ACCESS*

Patients seen in 24 months	Total	Change since previous quarter
Quarter ending September 2017	133	
Quarter ending December 2017	133	→
Quarter ending March 2018	97	↓
Quarter ending June 2018	99	↑
Quarter ending September 2018	91	↓
Variance since September 2017	(31.6%)	↓



ACTIVITY



Month	Adjusted Scheduled Activity (UDA)	
	2018	2019
April	-19	2
May	3	31
June	30	50
July	70	79
August	80	97
September	126	108
October	134	
November	169	
December	211	
January	246	
February	280	
March	280	
April	281	
May	283	
June	283	

QUALITY

	Quantity	Base Number	Contract	LHB	Wales
% of FP17s for the same patient ID Re-attending within 3 months - Children	1	3	33.3%	8.6%	10.9%
% of FP17s for the same patient ID Re-attending within 3 months - Adults	6	48	12.5%	14.4%	15.6%
% of FP17s for the same patient ID Re-attending between 3 & 9 months - Children	0	3	0.0%	58.4%	59.4%
% of FP17s for the same patient ID Re-attending between 3 & 9 months - Adults	6	48	12.5%	55.1%	55.5%
% of FP17s for Band 1 Urgent Courses	0	49	0.0%	9.1%	8.9%
% of FP17s Relating to Free Repair or Replacements	0	49	0.0%	0.7%	0.7%
% of FP17s Relating to Continuations	0	49	0.0%	0.6%	0.7%
% of Patients satisfied with the dentistry they have received	0	0	N/A	94.6%	93.6%
% of Patients satisfied with the time they had to wait for an appointment	0	0	N/A	89.3%	88.1%

* This is based on patients treated on this contract for their most recent course of treatment. Figures in italics indicate the base number of FP17s or Patient Questionnaire responses are less than 100. N/A is shown where the base number of responses is less than 10 during the period. % is calculated as Quantity/Base number*100

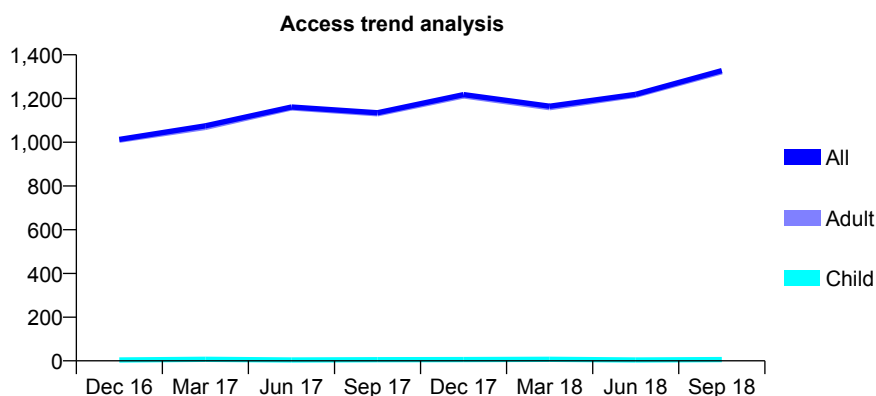
7A6 - Vital Signs At a Glance Contract Report for 146048/0004 - September 2018

Name or company name	Kensington Court Anaesthetic Clinic
Contract type name	PDS Contract
Purpose of contract	General
Contract start date	01/04/2014
Contract end date	31/03/2020

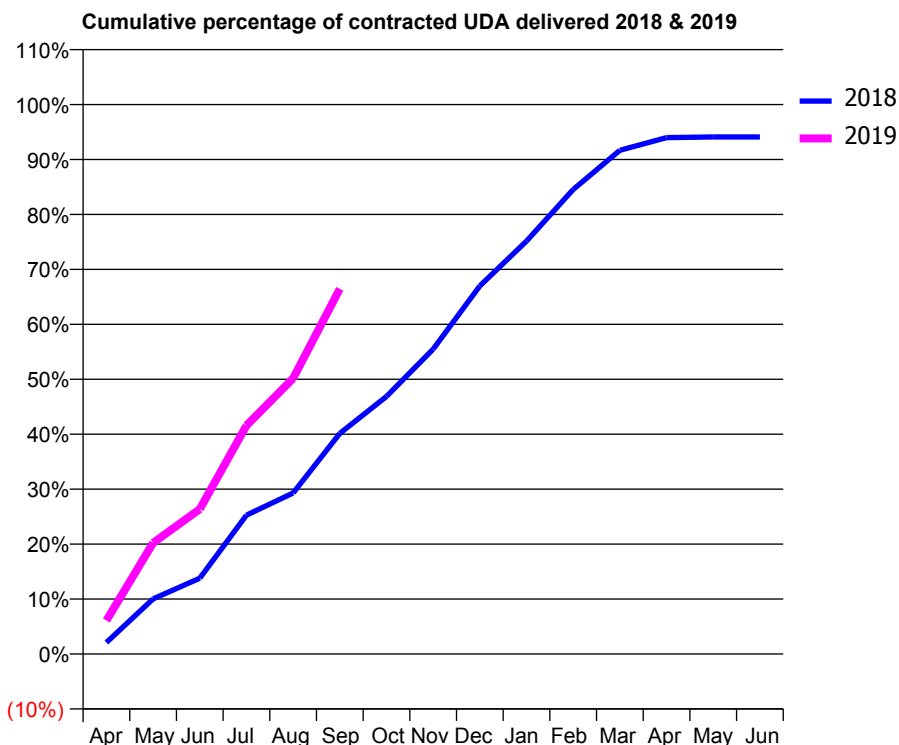
18/19 Contracted general activity (UDA)	3,016
Carry forward general activity (UDA)	-98
18/19 Contracted orthodontic activity (UOA)	0
Carry forward orthodontic activity (UOA)	0
Baseline contract value	£224,663.80

ACCESS*

Patients seen in 24 months	Total	Change since previous quarter
Quarter ending September 2017	1,135	
Quarter ending December 2017	1,218	↑
Quarter ending March 2018	1,165	↓
Quarter ending June 2018	1,219	↑
Quarter ending September 2018	1,328	↑
Variance since September 2017	17.0%	↑



ACTIVITY



Month	Adjusted Scheduled Activity (UDA)	
	2018	2019
April	69	184
May	331	610
June	455	795
July	834	1,254
August	967	1,513
September	1,325	2,004
October	1,547	
November	1,831	
December	2,211	
January	2,480	
February	2,790	
March	3,025	
April	3,101	
May	3,105	
June	3,105	

QUALITY

	Quantity	Base Number	Contract	LHB	Wales
% of FP17s for the same patient ID Re-attending within 3 months - Children	0	3	0.0%	8.6%	10.9%
% of FP17s for the same patient ID Re-attending within 3 months - Adults	2	711	0.3%	14.4%	15.6%
% of FP17s for the same patient ID Re-attending between 3 & 9 months - Children	0	3	0.0%	58.4%	59.4%
% of FP17s for the same patient ID Re-attending between 3 & 9 months - Adults	3	711	0.4%	55.1%	55.5%
% of FP17s for Band 1 Urgent Courses	0	684	0.0%	9.1%	8.9%
% of FP17s Relating to Free Repair or Replacements	0	684	0.0%	0.7%	0.7%
% of FP17s Relating to Continuations	0	684	0.0%	0.6%	0.7%
% of Patients satisfied with the dentistry they have received	1	1	N/A	94.6%	93.6%
% of Patients satisfied with the time they had to wait for an appointment	1	1	N/A	89.3%	88.1%

* This is based on patients treated on this contract for their most recent course of treatment. Figures in italics indicate the base number of FP17s or Patient Questionnaire responses are less than 100. N/A is shown where the base number of responses is less than 10 during the period. % is calculated as Quantity/Base number*100

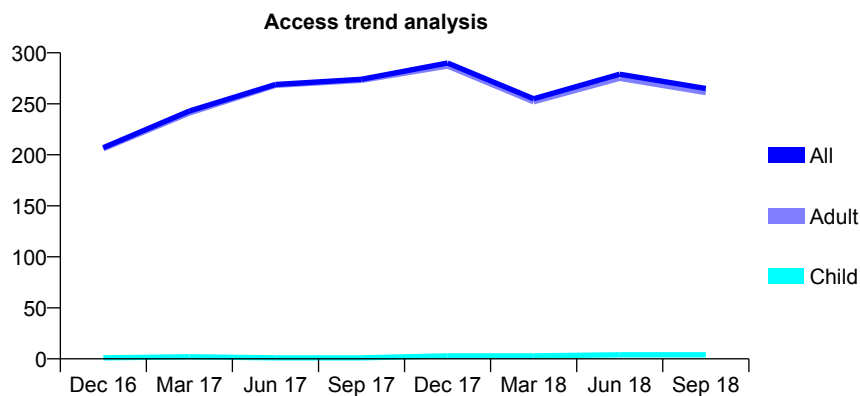
7A6 - Vital Signs At a Glance Contract Report for 146048/0008 - September 2018

Name or company name	Kensington Court Anaesthetic Clinic
Contract type name	PDS Contract
Purpose of contract	General
Contract start date	01/04/2015
Contract end date	31/03/2020

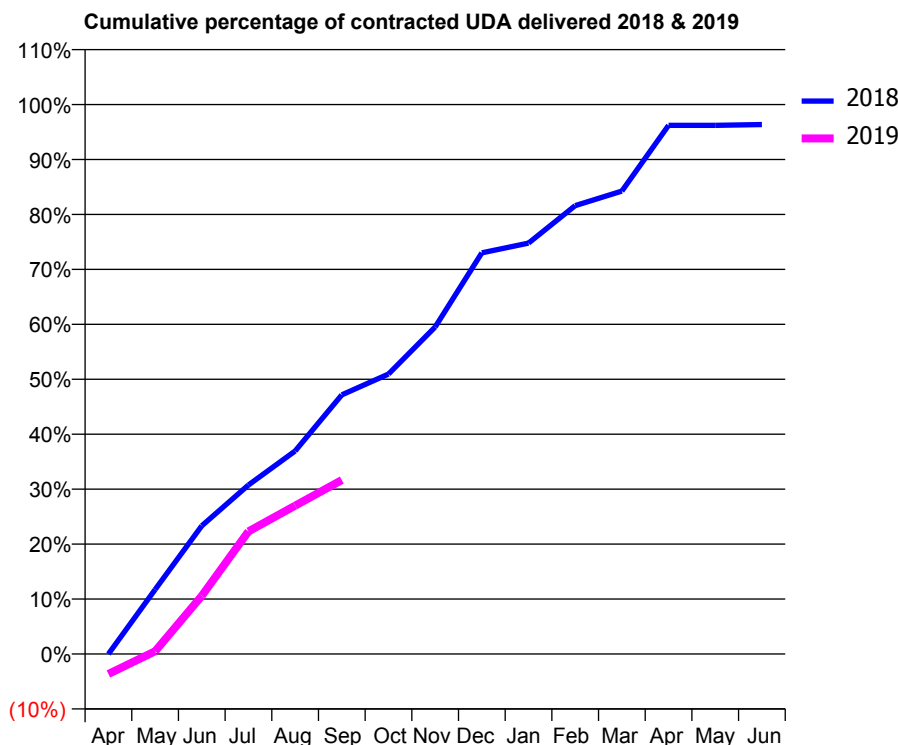
18/19 Contracted general activity (UDA)	793
Carry forward general activity (UDA)	29
18/19 Contracted orthodontic activity (UOA)	0
Carry forward orthodontic activity (UOA)	0
Baseline contract value	£82,361.69

ACCESS*

Patients seen in 24 months	Total	Change since previous quarter
Quarter ending September 2017	274	
Quarter ending December 2017	290	↑
Quarter ending March 2018	255	↓
Quarter ending June 2018	279	↑
Quarter ending September 2018	265	↓
Variance since September 2017	(3.3%)	↓



ACTIVITY



Month	Adjusted Scheduled Activity (UDA)	
	2018	2019
April	0	-29
May	93	4
June	185	84
July	244	177
August	293	214
September	374	251
October	404	
November	472	
December	579	
January	593	
February	647	
March	668	
April	763	
May	763	
June	764	

QUALITY

	Quantity	Base Number	Contract	LHB	Wales
% of FP17s for the same patient ID Re-attending within 3 months - Children	0	5	0.0%	8.6%	10.9%
% of FP17s for the same patient ID Re-attending within 3 months - Adults	6	159	3.8%	14.4%	15.6%
% of FP17s for the same patient ID Re-attending between 3 & 9 months - Children	0	5	0.0%	58.4%	59.4%
% of FP17s for the same patient ID Re-attending between 3 & 9 months - Adults	8	159	5.0%	55.1%	55.5%
% of FP17s for Band 1 Urgent Courses	0	128	0.0%	9.1%	8.9%
% of FP17s Relating to Free Repair or Replacements	0	128	0.0%	0.7%	0.7%
% of FP17s Relating to Continuations	0	128	0.0%	0.6%	0.7%
% of Patients satisfied with the dentistry they have received	1	1	N/A	94.6%	93.6%
% of Patients satisfied with the time they had to wait for an appointment	0	1	N/A	89.3%	88.1%

* This is based on patients treated on this contract for their most recent course of treatment. Figures in italics indicate the base number of FP17s or Patient Questionnaire responses are less than 100. N/A is shown where the base number of responses is less than 10 during the period. % is calculated as Quantity/Base number*100

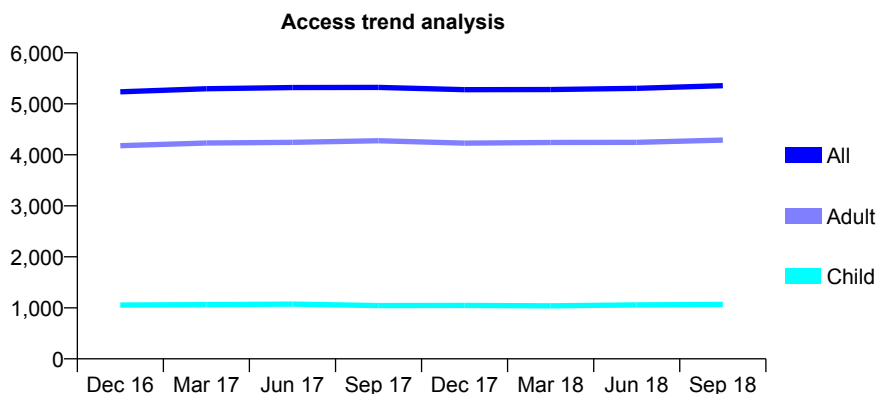
7A6 - Vital Signs At a Glance Contract Report for 148881/0001 - September 2018

Name or company name	N Malik & K Partridge
Contract type name	GDS Contract
Purpose of contract	General
Contract start date	01/11/2011
Contract end date	

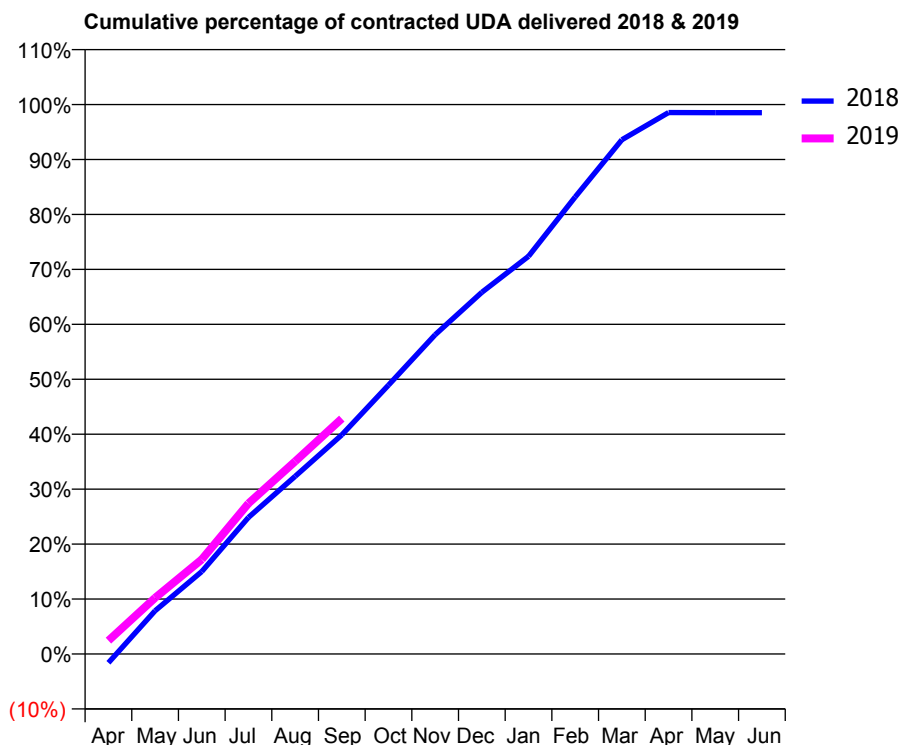
18/19 Contracted general activity (UDA)	18,124
Carry forward general activity (UDA)	271
18/19 Contracted orthodontic activity (UOA)	0
Carry forward orthodontic activity (UOA)	0
Baseline contract value	£446,440.90

ACCESS*

Patients seen in 24 months	Total	Change since previous quarter
Quarter ending September 2017	5,321	
Quarter ending December 2017	5,277	→
Quarter ending March 2018	5,280	→
Quarter ending June 2018	5,302	→
Quarter ending September 2018	5,356	→
Variance since September 2017	0.7%	→



ACTIVITY



Month	Adjusted Scheduled Activity (UDA)	
	2018	2019
April	-294	444
May	1,429	1,856
June	2,718	3,121
July	4,505	4,967
August	5,859	6,354
September	7,230	7,764
October	8,869	
November	10,532	
December	11,930	
January	13,116	
February	15,074	
March	16,961	
April	17,857	
May	17,852	
June	17,852	

QUALITY

	Quantity	Base Number	Contract	LHB	Wales
% of FP17s for the same patient ID Re-attending within 3 months - Children	73	799	9.1%	8.6%	10.9%
% of FP17s for the same patient ID Re-attending within 3 months - Adults	500	3,304	15.1%	14.4%	15.6%
% of FP17s for the same patient ID Re-attending between 3 & 9 months - Children	466	799	58.3%	58.4%	59.4%
% of FP17s for the same patient ID Re-attending between 3 & 9 months - Adults	1,918	3,304	58.1%	55.1%	55.5%
% of FP17s for Band 1 Urgent Courses	344	3,781	9.1%	9.1%	8.9%
% of FP17s Relating to Free Repair or Replacements	88	3,781	2.3%	0.7%	0.7%
% of FP17s Relating to Continuations	16	3,781	0.4%	0.6%	0.7%
% of Patients satisfied with the dentistry they have received	13	13	100.0%	94.6%	93.6%
% of Patients satisfied with the time they had to wait for an appointment	12	13	92.3%	89.3%	88.1%

* This is based on patients treated on this contract for their most recent course of treatment. Figures in italics indicate the base number of FP17s or Patient Questionnaire responses are less than 100. N/A is shown where the base number of responses is less than 10 during the period. % is calculated as Quantity/Base number*100

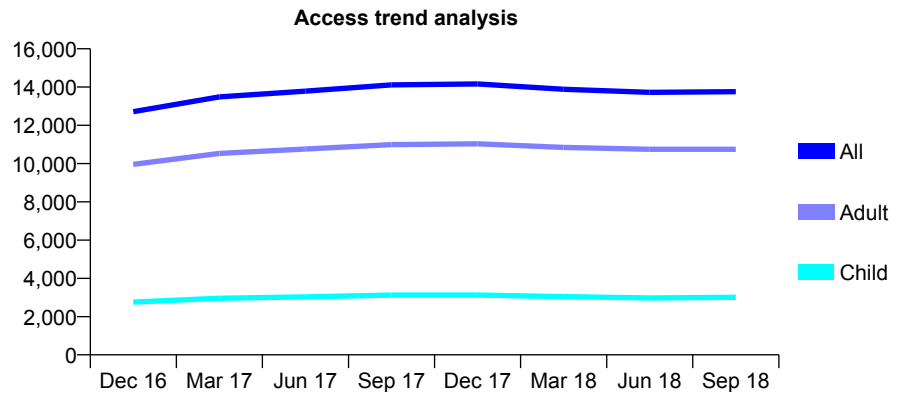
7A6 - Vital Signs At a Glance Contract Report for 154245/0003 - September 2018

Name or company name	Restore Dental Group
Contract type name	GDS Contract
Purpose of contract	General
Contract start date	01/04/2013
Contract end date	

18/19 Contracted general activity (UDA)	39,368
Carry forward general activity (UDA)	-665
18/19 Contracted orthodontic activity (UOA)	0
Carry forward orthodontic activity (UOA)	0
Baseline contract value	£1,037,903.88

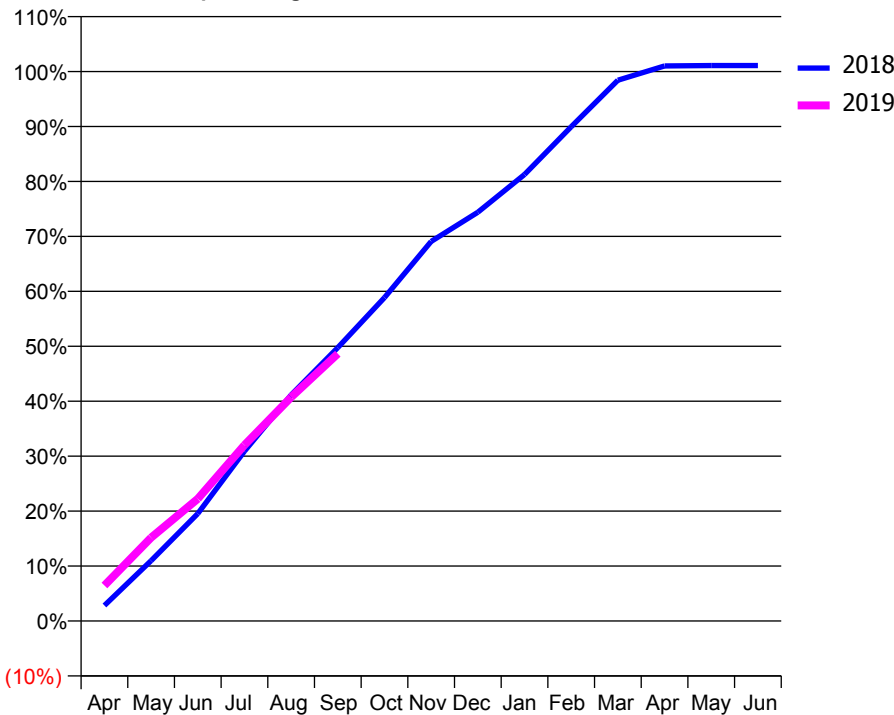
ACCESS*

Patients seen in 24 months	Total	Change since previous quarter
Quarter ending September 2017	14,115	
Quarter ending December 2017	14,164	→
Quarter ending March 2018	13,887	↓
Quarter ending June 2018	13,724	↓
Quarter ending September 2018	13,757	→
Variance since September 2017	(2.5%)	↓



ACTIVITY

Cumulative percentage of contracted UDA delivered 2018 & 2019



Month	Adjusted Scheduled Activity (UDA)	
	2018	2019
April	1,144	2,546
May	4,445	5,979
June	7,907	8,760
July	12,500	12,603
August	16,648	16,033
September	20,131	19,150
October	23,819	
November	27,945	
December	30,103	
January	32,873	
February	36,392	
March	39,817	
April	40,867	
May	40,898	
June	40,898	

QUALITY

	Quantity	Base Number	Contract	LHB	Wales
% of FP17s for the same patient ID Re-attending within 3 months - Children	127	2,183	5.8%	8.6%	10.9%
% of FP17s for the same patient ID Re-attending within 3 months - Adults	893	8,042	11.1%	14.4%	15.6%
% of FP17s for the same patient ID Re-attending between 3 & 9 months - Children	1,320	2,183	60.5%	58.4%	59.4%
% of FP17s for the same patient ID Re-attending between 3 & 9 months - Adults	5,100	8,042	63.4%	55.1%	55.5%
% of FP17s for Band 1 Urgent Courses	666	9,627	6.9%	9.1%	8.9%
% of FP17s Relating to Free Repair or Replacements	118	9,627	1.2%	0.7%	0.7%
% of FP17s Relating to Continuations	88	9,627	0.9%	0.6%	0.7%
% of Patients satisfied with the dentistry they have received	21	23	91.3%	94.6%	93.6%
% of Patients satisfied with the time they had to wait for an appointment	20	23	87.0%	89.3%	88.1%

* This is based on patients treated on this contract for their most recent course of treatment. Figures in italics indicate the base number of FP17s or Patient Questionnaire responses are less than 100. N/A is shown where the base number of responses is less than 10 during the period. % is calculated as Quantity/Base number*100

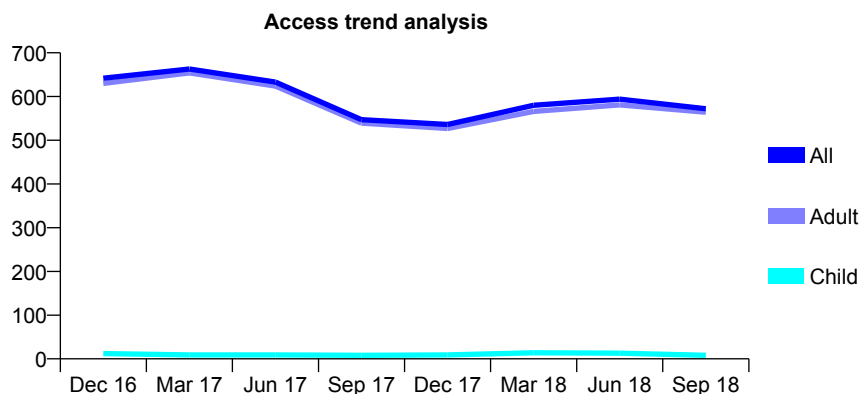
7A6 - Vital Signs At a Glance Contract Report for 154245/0004 - September 2018

Name or company name	Restore Dental Group
Contract type name	GDS Contract
Purpose of contract	General
Contract start date	01/04/2013
Contract end date	

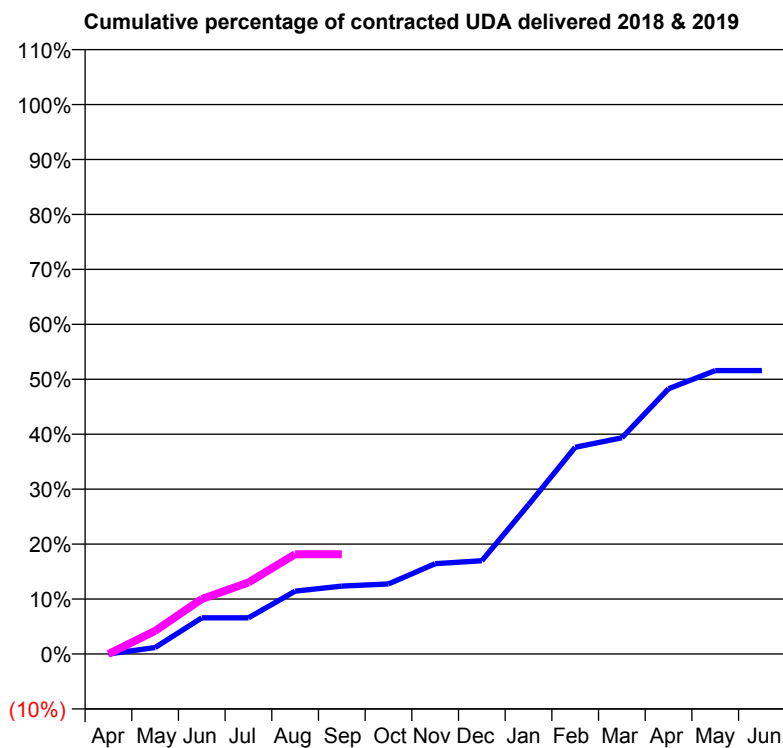
18/19 Contracted general activity (UDA)	912
Carry forward general activity (UDA)	0
18/19 Contracted orthodontic activity (UOA)	0
Carry forward orthodontic activity (UOA)	0
Baseline contract value	£53,405.57

ACCESS*

Patients seen in 24 months	Total	Change since previous quarter
Quarter ending September 2017	547	
Quarter ending December 2017	536	↓
Quarter ending March 2018	580	↑
Quarter ending June 2018	594	↑
Quarter ending September 2018	572	↓
Variance since September 2017	4.6%	↑



ACTIVITY



Month	Adjusted Scheduled Activity (UDA)	
	2018	2019
April	0	0
May	11	38
June	60	91
July	60	119
August	104	166
September	113	166
October	116	
November	150	
December	155	
January	248	
February	343	
March	359	
April	440	
May	470	
June	470	

QUALITY

	Quantity	Base Number	Contract	LHB	Wales
% of FP17s for the same patient ID Re-attending within 3 months - Children	0	3	0.0%	8.6%	10.9%
% of FP17s for the same patient ID Re-attending within 3 months - Adults	10	235	4.3%	14.4%	15.6%
% of FP17s for the same patient ID Re-attending between 3 & 9 months - Children	0	3	0.0%	58.4%	59.4%
% of FP17s for the same patient ID Re-attending between 3 & 9 months - Adults	2	235	0.9%	55.1%	55.5%
% of FP17s for Band 1 Urgent Courses	141	141	100.0%	9.1%	8.9%
% of FP17s Relating to Free Repair or Replacements	0	141	0.0%	0.7%	0.7%
% of FP17s Relating to Continuations	0	141	0.0%	0.6%	0.7%
% of Patients satisfied with the dentistry they have received	0	0	N/A	94.6%	93.6%
% of Patients satisfied with the time they had to wait for an appointment	0	0	N/A	89.3%	88.1%

* This is based on patients treated on this contract for their most recent course of treatment. Figures in italics indicate the base number of FP17s or Patient Questionnaire responses are less than 100. N/A is shown where the base number of responses is less than 10 during the period. % is calculated as Quantity/Base number*100

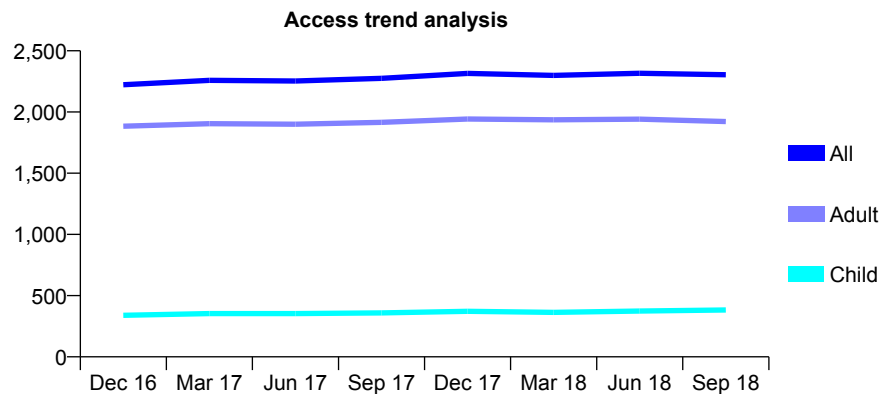
7A6 - Vital Signs At a Glance Contract Report for 156566/0001 - September 2018

Name or company name	Blackwood Dental Centre.
Contract type name	GDS Contract
Purpose of contract	General
Contract start date	04/09/2014
Contract end date	

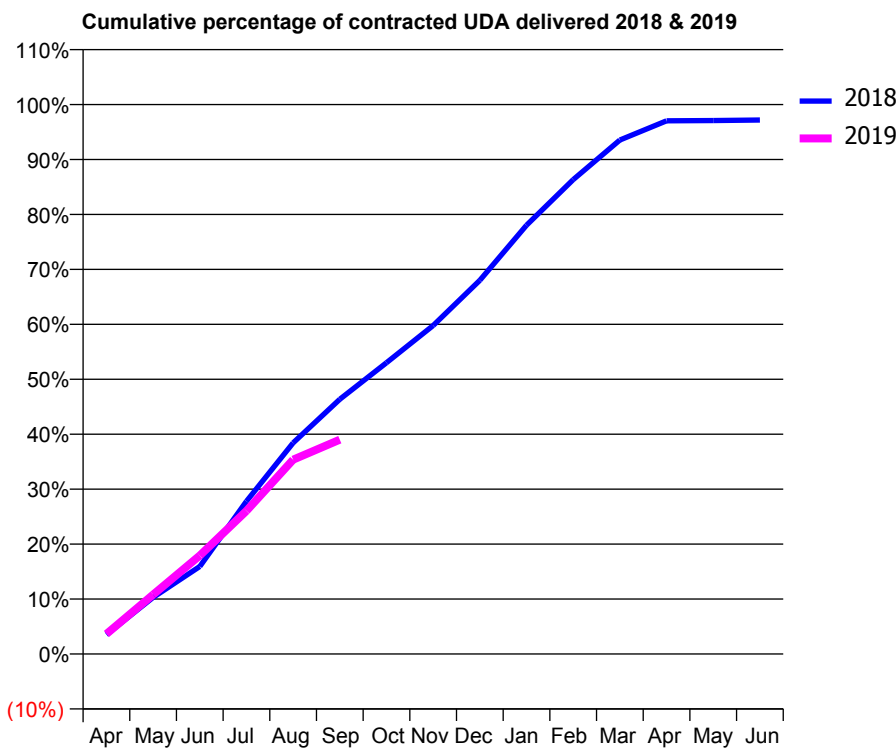
18/19 Contracted general activity (UDA)	7,346
Carry forward general activity (UDA)	173
18/19 Contracted orthodontic activity (UOA)	0
Carry forward orthodontic activity (UOA)	0
Baseline contract value	£174,325.62

ACCESS*

Patients seen in 24 months	Total	Change since previous quarter
Quarter ending September 2017	2,275	
Quarter ending December 2017	2,315	→
Quarter ending March 2018	2,299	→
Quarter ending June 2018	2,316	→
Quarter ending September 2018	2,305	→
Variance since September 2017	1.3%	→



ACTIVITY



Month	Adjusted Scheduled Activity (UDA)	
	2018	2019
April	259	269
May	757	795
June	1,170	1,316
July	2,042	1,914
August	2,823	2,598
September	3,405	2,866
October	3,894	
November	4,391	
December	4,995	
January	5,732	
February	6,341	
March	6,872	
April	7,129	
May	7,132	
June	7,139	

QUALITY

	Quantity	Base Number	Contract	LHB	Wales
% of FP17s for the same patient ID Re-attending within 3 months - Children	16	283	5.7%	8.6%	10.9%
% of FP17s for the same patient ID Re-attending within 3 months - Adults	161	1,301	12.4%	14.4%	15.6%
% of FP17s for the same patient ID Re-attending between 3 & 9 months - Children	152	283	53.7%	58.4%	59.4%
% of FP17s for the same patient ID Re-attending between 3 & 9 months - Adults	731	1,301	56.2%	55.1%	55.5%
% of FP17s for Band 1 Urgent Courses	99	1,471	6.7%	9.1%	8.9%
% of FP17s Relating to Free Repair or Replacements	7	1,471	0.5%	0.7%	0.7%
% of FP17s Relating to Continuations	14	1,471	1.0%	0.6%	0.7%
% of Patients satisfied with the dentistry they have received	14	14	100.0%	94.6%	93.6%
% of Patients satisfied with the time they had to wait for an appointment	14	14	100.0%	89.3%	88.1%

* This is based on patients treated on this contract for their most recent course of treatment. Figures in italics indicate the base number of FP17s or Patient Questionnaire responses are less than 100. N/A is shown where the base number of responses is less than 10 during the period. % is calculated as Quantity/Base number*100

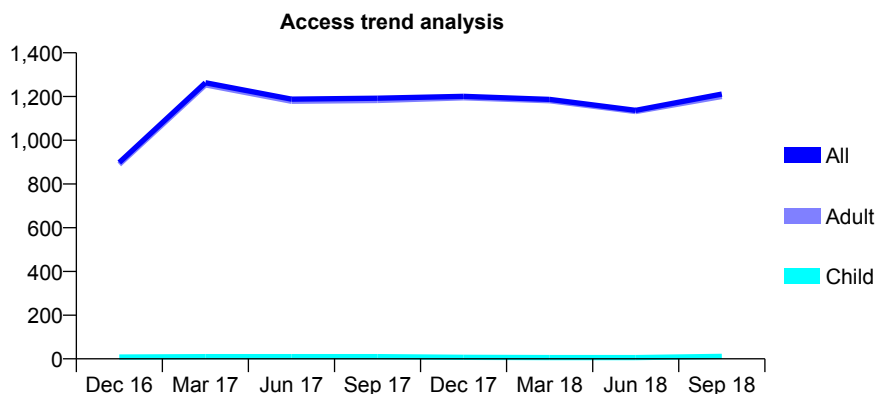
7A6 - Vital Signs At a Glance Contract Report for 156566/0002 - September 2018

Name or company name	Blackwood Dental Centre.
Contract type name	PDS Contract
Purpose of contract	General
Contract start date	04/09/2014
Contract end date	31/03/2020

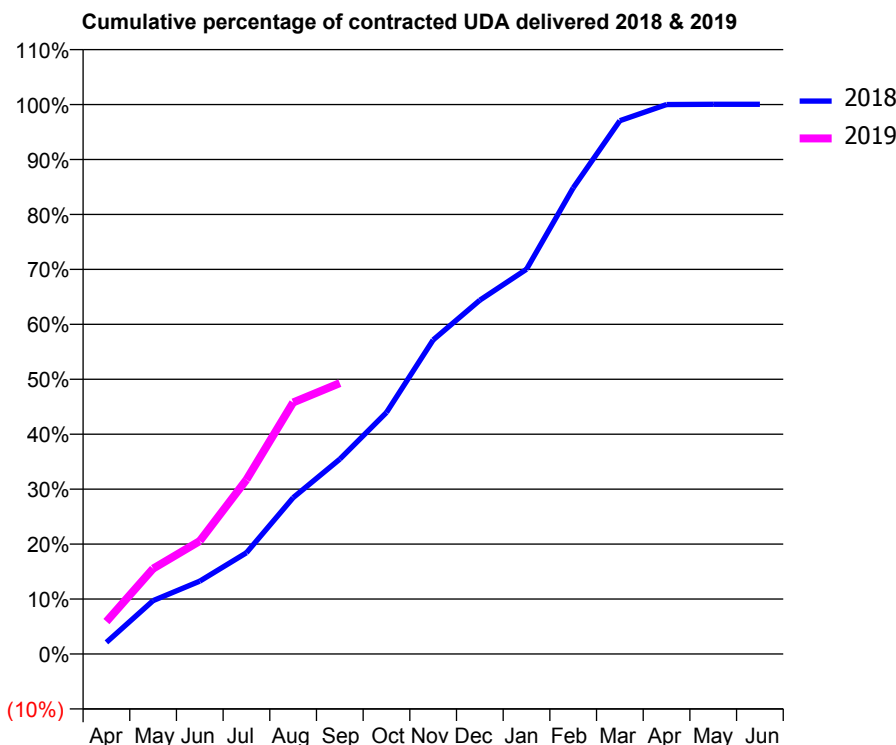
18/19 Contracted general activity (UDA)	3,016
Carry forward general activity (UDA)	-2
18/19 Contracted orthodontic activity (UOA)	0
Carry forward orthodontic activity (UOA)	0
Baseline contract value	£224,663.80

ACCESS*

Patients seen in 24 months	Total	Change since previous quarter
Quarter ending September 2017	1,192	
Quarter ending December 2017	1,201	→
Quarter ending March 2018	1,187	↓
Quarter ending June 2018	1,137	↓
Quarter ending September 2018	1,211	↑
Variance since September 2017	1.6%	→



ACTIVITY



Month	Adjusted Scheduled Activity (UDA)	
	2018	2019
April	64	178
May	293	469
June	400	620
July	556	957
August	858	1,381
September	1,070	1,487
October	1,326	
November	1,724	
December	1,942	
January	2,112	
February	2,558	
March	2,927	
April	3,016	
May	3,017	
June	3,017	

QUALITY

	Quantity	Base Number	Contract	LHB	Wales
% of FP17s for the same patient ID Re-attending within 3 months - Children	0	10	0.0%	8.6%	10.9%
% of FP17s for the same patient ID Re-attending within 3 months - Adults	13	615	2.1%	14.4%	15.6%
% of FP17s for the same patient ID Re-attending between 3 & 9 months - Children	0	10	0.0%	58.4%	59.4%
% of FP17s for the same patient ID Re-attending between 3 & 9 months - Adults	7	615	1.1%	55.1%	55.5%
% of FP17s for Band 1 Urgent Courses	0	591	0.0%	9.1%	8.9%
% of FP17s Relating to Free Repair or Replacements	0	591	0.0%	0.7%	0.7%
% of FP17s Relating to Continuations	1	591	0.2%	0.6%	0.7%
% of Patients satisfied with the dentistry they have received	15	15	100.0%	94.6%	93.6%
% of Patients satisfied with the time they had to wait for an appointment	8	15	53.3%	89.3%	88.1%

* This is based on patients treated on this contract for their most recent course of treatment. Figures in italics indicate the base number of FP17s or Patient Questionnaire responses are less than 100. N/A is shown where the base number of responses is less than 10 during the period. % is calculated as Quantity/Base number*100

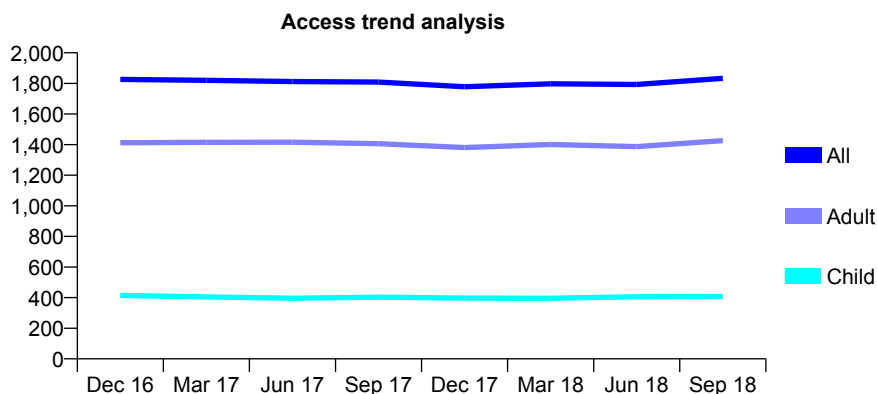
7A6 - Vital Signs At a Glance Contract Report for 157392/0002 - September 2018

Name or company name	Mrs L Plant
Contract type name	GDS Contract
Purpose of contract	General
Contract start date	01/05/2010
Contract end date	

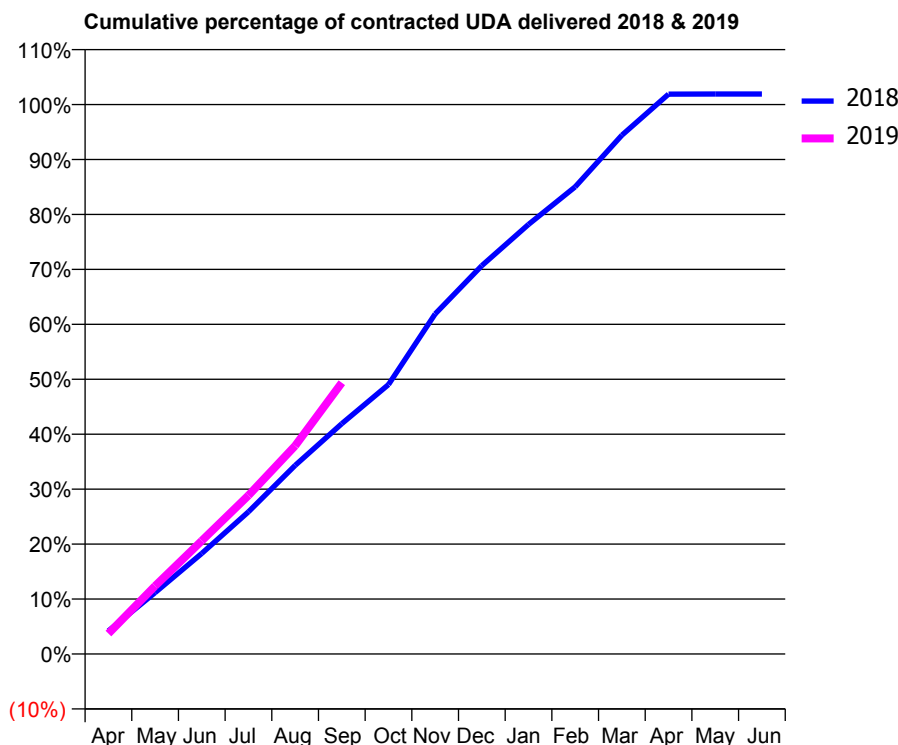
18/19 Contracted general activity (UDA)	5,111
Carry forward general activity (UDA)	-190
18/19 Contracted orthodontic activity (UOA)	0
Carry forward orthodontic activity (UOA)	0
Baseline contract value	£136,839.78

ACCESS*

Patients seen in 24 months	Total	Change since previous quarter
Quarter ending September 2017	1,809	
Quarter ending December 2017	1,778	↓
Quarter ending March 2018	1,797	→
Quarter ending June 2018	1,793	→
Quarter ending September 2018	1,833	↑
Variance since September 2017	1.3%	→



ACTIVITY



Month	Adjusted Scheduled Activity (UDA)	
	2018	2019
April	215	190
May	572	633
June	936	1,053
July	1,322	1,475
August	1,754	1,936
September	2,143	2,523
October	2,506	
November	3,164	
December	3,612	
January	3,996	
February	4,346	
March	4,825	
April	5,207	
May	5,208	
June	5,209	

QUALITY

	Quantity	Base Number	Contract	LHB	Wales
% of FP17s for the same patient ID Re-attending within 3 months - Children	13	334	3.9%	8.6%	10.9%
% of FP17s for the same patient ID Re-attending within 3 months - Adults	166	1,289	12.9%	14.4%	15.6%
% of FP17s for the same patient ID Re-attending between 3 & 9 months - Children	220	334	65.9%	58.4%	59.4%
% of FP17s for the same patient ID Re-attending between 3 & 9 months - Adults	810	1,289	62.8%	55.1%	55.5%
% of FP17s for Band 1 Urgent Courses	136	1,380	9.9%	9.1%	8.9%
% of FP17s Relating to Free Repair or Replacements	8	1,380	0.6%	0.7%	0.7%
% of FP17s Relating to Continuations	6	1,380	0.4%	0.6%	0.7%
% of Patients satisfied with the dentistry they have received	6	6	N/A	94.6%	93.6%
% of Patients satisfied with the time they had to wait for an appointment	6	6	N/A	89.3%	88.1%

* This is based on patients treated on this contract for their most recent course of treatment. Figures in italics indicate the base number of FP17s or Patient Questionnaire responses are less than 100. N/A is shown where the base number of responses is less than 10 during the period. % is calculated as Quantity/Base number*100

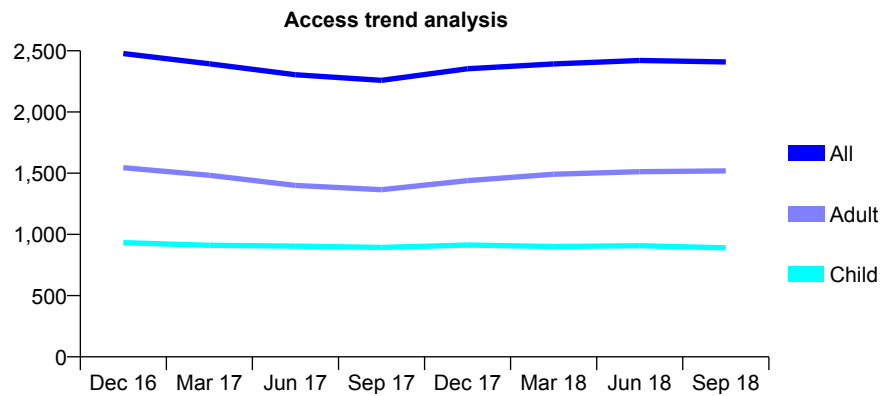
7A6 - Vital Signs At a Glance Contract Report for 157406/0001 - September 2018

Name or company name	TFL Care Limited
Contract type name	GDS Contract
Purpose of contract	General
Contract start date	01/06/2013
Contract end date	

18/19 Contracted general activity (UDA)	7,727
Carry forward general activity (UDA)	240
18/19 Contracted orthodontic activity (UOA)	0
Carry forward orthodontic activity (UOA)	0
Baseline contract value	£165,556.90

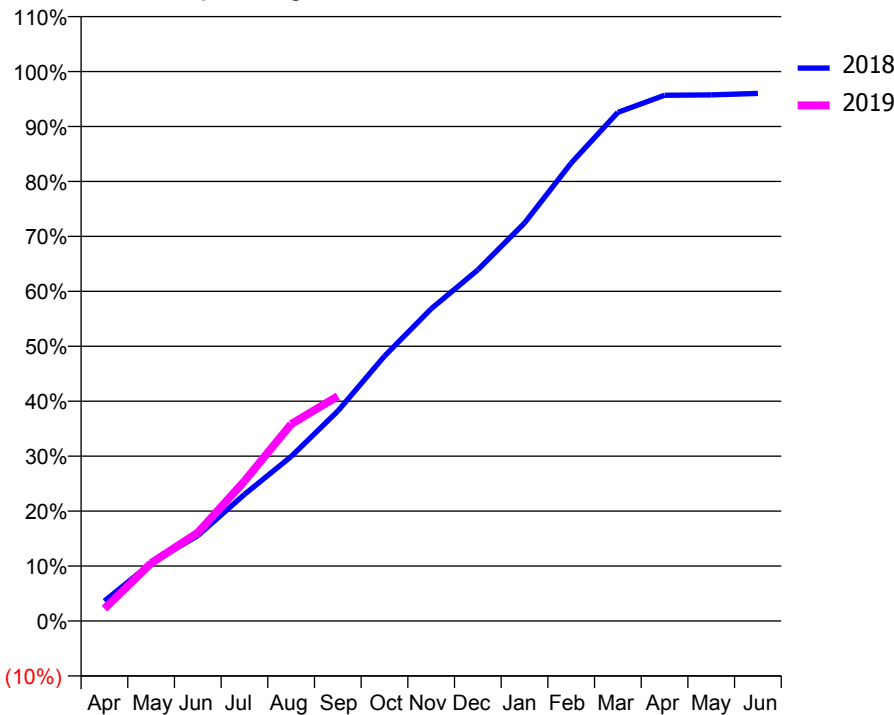
ACCESS*

Patients seen in 24 months	Total	Change since previous quarter
Quarter ending September 2017	2,259	
Quarter ending December 2017	2,353	↑
Quarter ending March 2018	2,393	→
Quarter ending June 2018	2,421	→
Quarter ending September 2018	2,409	→
Variance since September 2017	6.6%	↑



ACTIVITY

Cumulative percentage of contracted UDA delivered 2018 & 2019



Month	Adjusted Scheduled Activity (UDA)	
	2018	2019
April	240	174
May	698	815
June	1,032	1,242
July	1,529	1,968
August	1,985	2,769
September	2,535	3,163
October	3,199	
November	3,770	
December	4,241	
January	4,805	
February	5,529	
March	6,141	
April	6,347	
May	6,353	
June	6,371	

QUALITY

	Quantity	Base Number	Contract	LHB	Wales
% of FP17s for the same patient ID Re-attending within 3 months - Children	55	799	6.9%	8.6%	10.9%
% of FP17s for the same patient ID Re-attending within 3 months - Adults	199	1,223	16.3%	14.4%	15.6%
% of FP17s for the same patient ID Re-attending between 3 & 9 months - Children	581	799	72.7%	58.4%	59.4%
% of FP17s for the same patient ID Re-attending between 3 & 9 months - Adults	679	1,223	55.5%	55.1%	55.5%
% of FP17s for Band 1 Urgent Courses	191	1,893	10.1%	9.1%	8.9%
% of FP17s Relating to Free Repair or Replacements	9	1,893	0.5%	0.7%	0.7%
% of FP17s Relating to Continuations	8	1,893	0.4%	0.6%	0.7%
% of Patients satisfied with the dentistry they have received	7	9	N/A	94.6%	93.6%
% of Patients satisfied with the time they had to wait for an appointment	7	9	N/A	89.3%	88.1%

* This is based on patients treated on this contract for their most recent course of treatment. Figures in italics indicate the base number of FP17s or Patient Questionnaire responses are less than 100. N/A is shown where the base number of responses is less than 10 during the period. % is calculated as Quantity/Base number*100

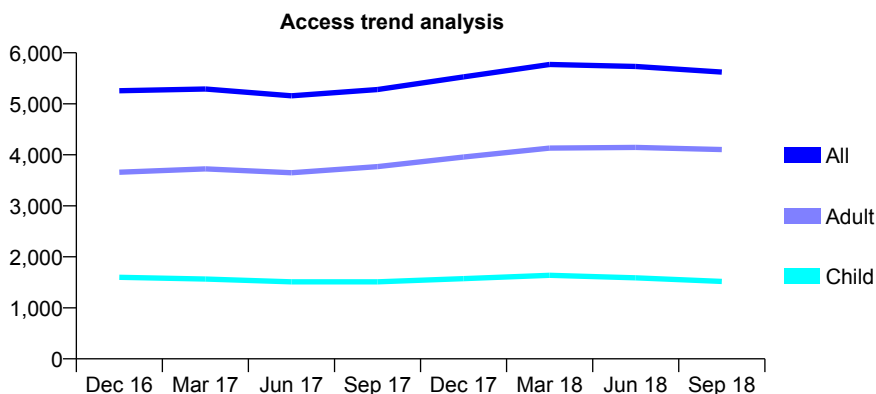
7A6 - Vital Signs At a Glance Contract Report for 159905/0001 - September 2018

Name or company name	Grove Surgery Ltd
Contract type name	GDS Contract
Purpose of contract	General
Contract start date	01/04/2015
Contract end date	

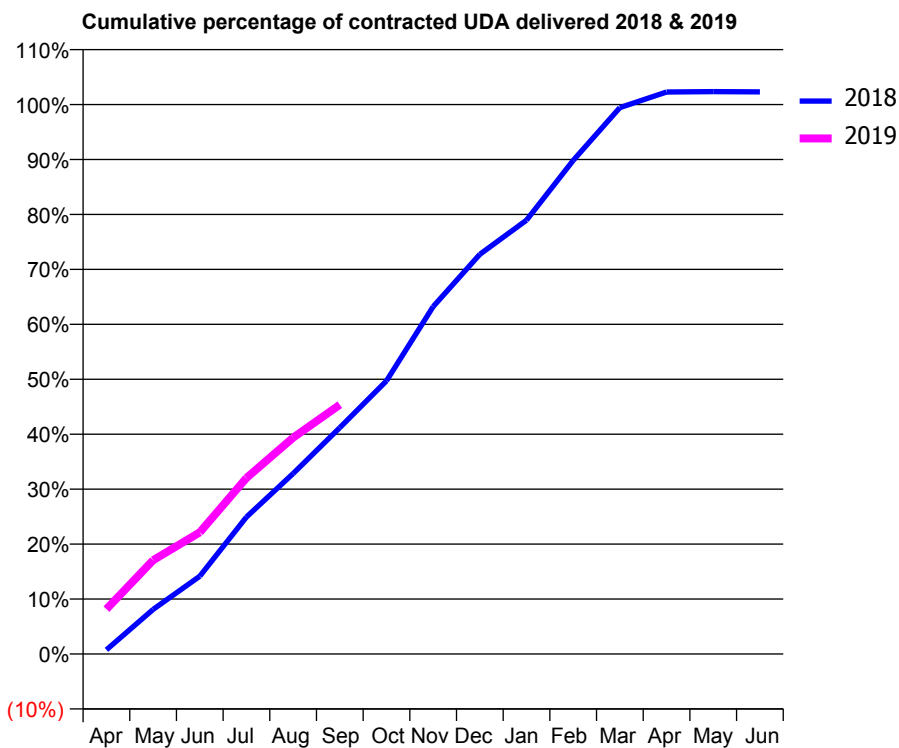
18/19 Contracted general activity (UDA)	15,226
Carry forward general activity (UDA)	-372
18/19 Contracted orthodontic activity (UOA)	0
Carry forward orthodontic activity (UOA)	0
Baseline contract value	£389,760.81

ACCESS*

Patients seen in 24 months	Total	Change since previous quarter
Quarter ending September 2017	5,280	
Quarter ending December 2017	5,529	↑
Quarter ending March 2018	5,771	↑
Quarter ending June 2018	5,732	→
Quarter ending September 2018	5,621	↓
Variance since September 2017	6.5%	↑



ACTIVITY



Month	Adjusted Scheduled Activity (UDA)	
	2018	2019
April	115	1,243
May	1,236	2,598
June	2,156	3,371
July	3,797	4,879
August	5,001	5,994
September	6,271	6,906
October	7,570	
November	9,627	
December	11,075	
January	12,020	
February	13,677	
March	15,139	
April	15,572	
May	15,582	
June	15,578	

QUALITY

	Quantity	Base Number	Contract	LHB	Wales
% of FP17s for the same patient ID Re-attending within 3 months - Children	39	938	4.2%	8.6%	10.9%
% of FP17s for the same patient ID Re-attending within 3 months - Adults	222	2,586	8.6%	14.4%	15.6%
% of FP17s for the same patient ID Re-attending between 3 & 9 months - Children	572	938	61.0%	58.4%	59.4%
% of FP17s for the same patient ID Re-attending between 3 & 9 months - Adults	1,603	2,586	62.0%	55.1%	55.5%
% of FP17s for Band 1 Urgent Courses	236	3,292	7.2%	9.1%	8.9%
% of FP17s Relating to Free Repair or Replacements	24	3,292	0.7%	0.7%	0.7%
% of FP17s Relating to Continuations	14	3,292	0.4%	0.6%	0.7%
% of Patients satisfied with the dentistry they have received	6	6	N/A	94.6%	93.6%
% of Patients satisfied with the time they had to wait for an appointment	5	6	N/A	89.3%	88.1%

* This is based on patients treated on this contract for their most recent course of treatment. Figures in italics indicate the base number of FP17s or Patient Questionnaire responses are less than 100. N/A is shown where the base number of responses is less than 10 during the period. % is calculated as Quantity/Base number*100

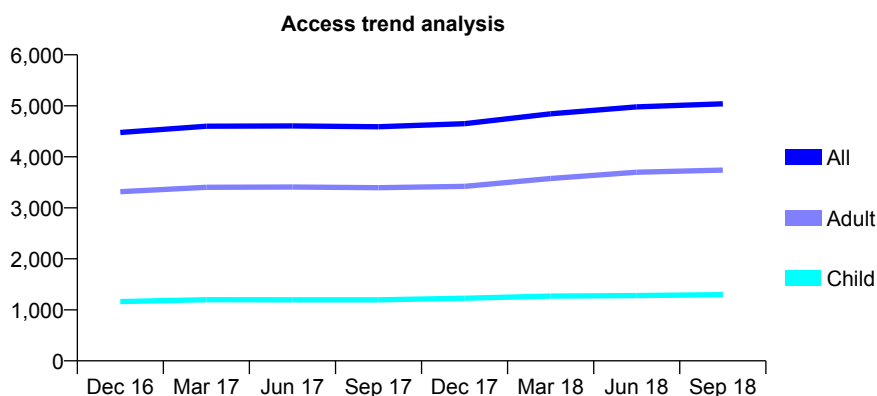
7A6 - Vital Signs At a Glance Contract Report for 159905/0002 - September 2018

Name or company name	Grove Surgery Ltd
Contract type name	GDS Contract
Purpose of contract	General
Contract start date	01/04/2015
Contract end date	

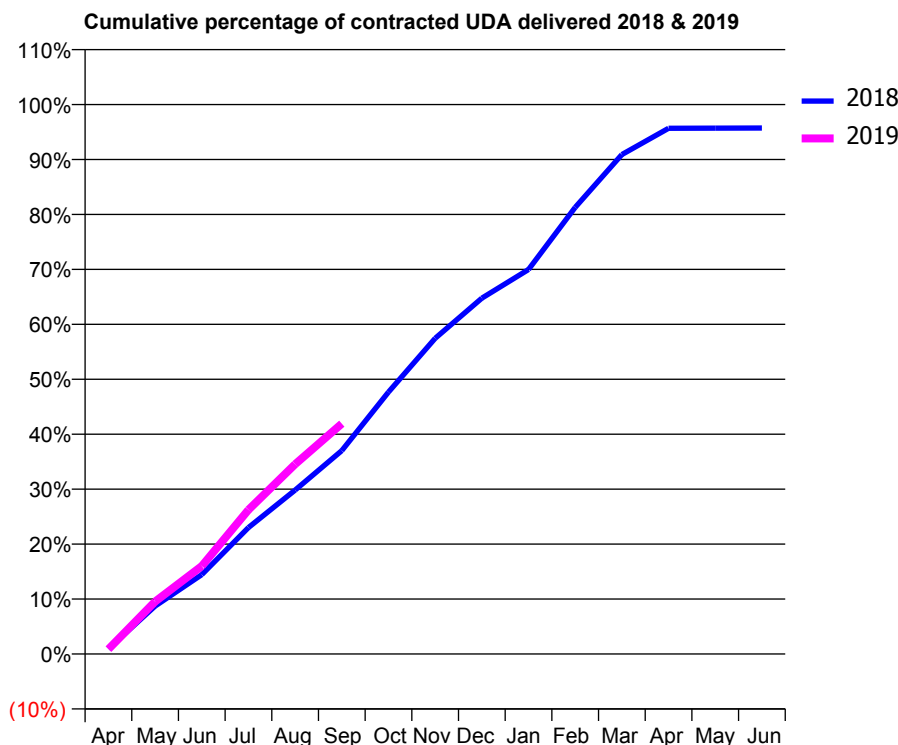
18/19 Contracted general activity (UDA)	14,764
Carry forward general activity (UDA)	604
18/19 Contracted orthodontic activity (UOA)	0
Carry forward orthodontic activity (UOA)	0
Baseline contract value	£402,988.61

ACCESS*

Patients seen in 24 months	Total	Change since previous quarter
Quarter ending September 2017	4,590	
Quarter ending December 2017	4,650	→
Quarter ending March 2018	4,843	↑
Quarter ending June 2018	4,980	↑
Quarter ending September 2018	5,039	→
Variance since September 2017	9.8%	↑



ACTIVITY



Month	Adjusted Scheduled Activity (UDA)	
	2018	2019
April	142	132
May	1,287	1,410
June	2,135	2,364
July	3,397	3,876
August	4,406	5,101
September	5,466	6,188
October	7,037	
November	8,482	
December	9,561	
January	10,332	
February	12,000	
March	13,418	
April	14,124	
May	14,128	
June	14,133	

QUALITY

	Quantity	Base Number	Contract	LHB	Wales
% of FP17s for the same patient ID Re-attending within 3 months - Children	47	867	5.4%	8.6%	10.9%
% of FP17s for the same patient ID Re-attending within 3 months - Adults	262	2,582	10.1%	14.4%	15.6%
% of FP17s for the same patient ID Re-attending between 3 & 9 months - Children	477	867	55.0%	58.4%	59.4%
% of FP17s for the same patient ID Re-attending between 3 & 9 months - Adults	1,391	2,582	53.9%	55.1%	55.5%
% of FP17s for Band 1 Urgent Courses	202	3,139	6.4%	9.1%	8.9%
% of FP17s Relating to Free Repair or Replacements	19	3,139	0.6%	0.7%	0.7%
% of FP17s Relating to Continuations	16	3,139	0.5%	0.6%	0.7%
% of Patients satisfied with the dentistry they have received	7	7	N/A	94.6%	93.6%
% of Patients satisfied with the time they had to wait for an appointment	7	7	N/A	89.3%	88.1%

* This is based on patients treated on this contract for their most recent course of treatment. Figures in italics indicate the base number of FP17s or Patient Questionnaire responses are less than 100. N/A is shown where the base number of responses is less than 10 during the period. % is calculated as Quantity/Base number*100

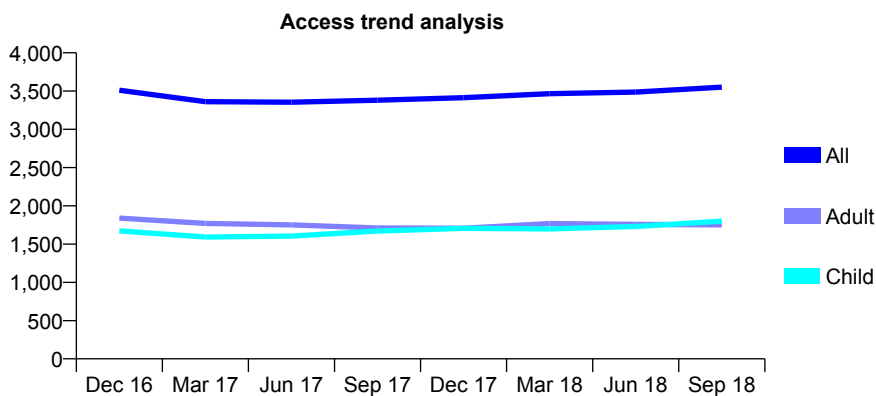
7A6 - Vital Signs At a Glance Contract Report for 160563/0001 - September 2018

Name or company name	L Smart
Contract type name	GDS Contract
Purpose of contract	General
Contract start date	01/01/2011
Contract end date	

18/19 Contracted general activity (UDA)	15,205
Carry forward general activity (UDA)	349
18/19 Contracted orthodontic activity (UOA)	0
Carry forward orthodontic activity (UOA)	0
Baseline contract value	£306,293.54

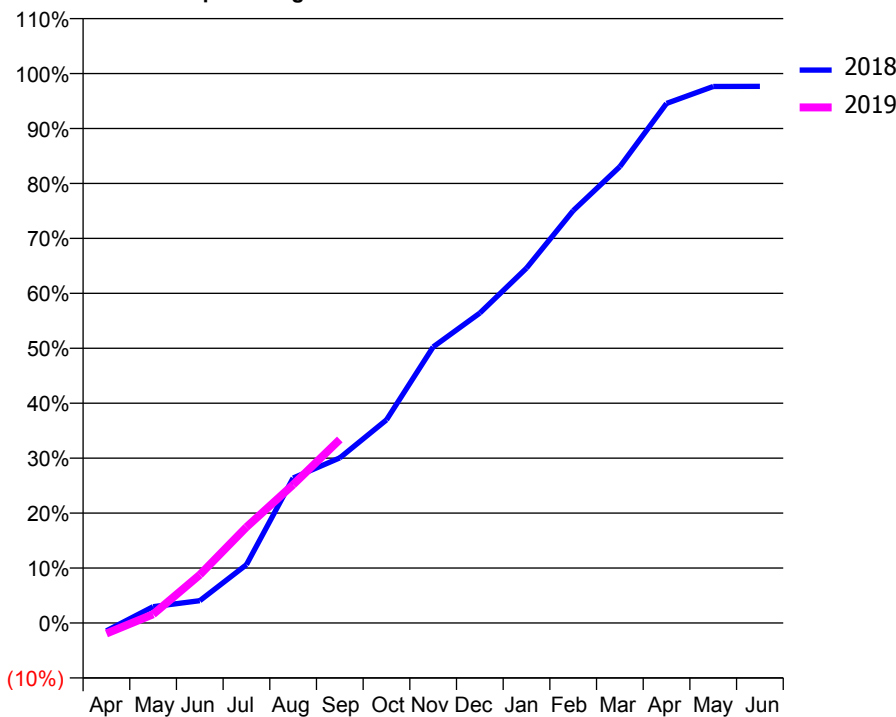
ACCESS*

Patients seen in 24 months	Total	Change since previous quarter
Quarter ending September 2017	3,381	
Quarter ending December 2017	3,413	→
Quarter ending March 2018	3,466	→
Quarter ending June 2018	3,487	→
Quarter ending September 2018	3,551	→
Variance since September 2017	5.0%	↑



ACTIVITY

Cumulative percentage of contracted UDA delivered 2018 & 2019



Month	Adjusted Scheduled Activity (UDA)	
	2018	2019
April	-221	-292
May	450	242
June	618	1,334
July	1,615	2,653
August	4,014	3,829
September	4,569	5,079
October	5,621	
November	7,639	
December	8,579	
January	9,820	
February	11,411	
March	12,628	
April	14,377	
May	14,845	
June	14,848	

QUALITY

	Quantity	Base Number	Contract	LHB	Wales
% of FP17s for the same patient ID Re-attending within 3 months - Children	73	1,398	5.2%	8.6%	10.9%
% of FP17s for the same patient ID Re-attending within 3 months - Adults	236	1,312	18.0%	14.4%	15.6%
% of FP17s for the same patient ID Re-attending between 3 & 9 months - Children	809	1,398	57.9%	58.4%	59.4%
% of FP17s for the same patient ID Re-attending between 3 & 9 months - Adults	690	1,312	52.6%	55.1%	55.5%
% of FP17s for Band 1 Urgent Courses	6	2,030	0.3%	9.1%	8.9%
% of FP17s Relating to Free Repair or Replacements	2	2,030	0.1%	0.7%	0.7%
% of FP17s Relating to Continuations	3	2,030	0.1%	0.6%	0.7%
% of Patients satisfied with the dentistry they have received	6	6	N/A	94.6%	93.6%
% of Patients satisfied with the time they had to wait for an appointment	6	6	N/A	89.3%	88.1%

* This is based on patients treated on this contract for their most recent course of treatment. Figures in italics indicate the base number of FP17s or Patient Questionnaire responses are less than 100. N/A is shown where the base number of responses is less than 10 during the period. % is calculated as Quantity/Base number*100

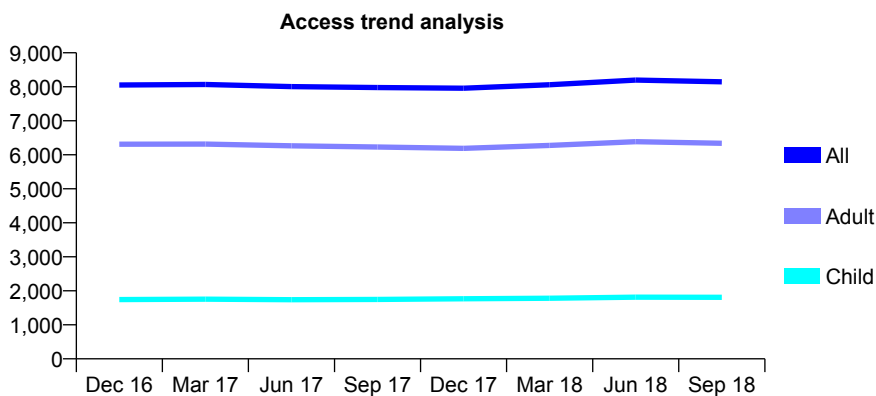
7A6 - Vital Signs At a Glance Contract Report for 161551/0001 - September 2018

Name or company name	Masonoak Ltd & Sunnyleigh Ltd
Contract type name	GDS Contract
Purpose of contract	General
Contract start date	01/12/2012
Contract end date	

18/19 Contracted general activity (UDA)	22,053
Carry forward general activity (UDA)	0
18/19 Contracted orthodontic activity (UOA)	0
Carry forward orthodontic activity (UOA)	0
Baseline contract value	£504,894.14

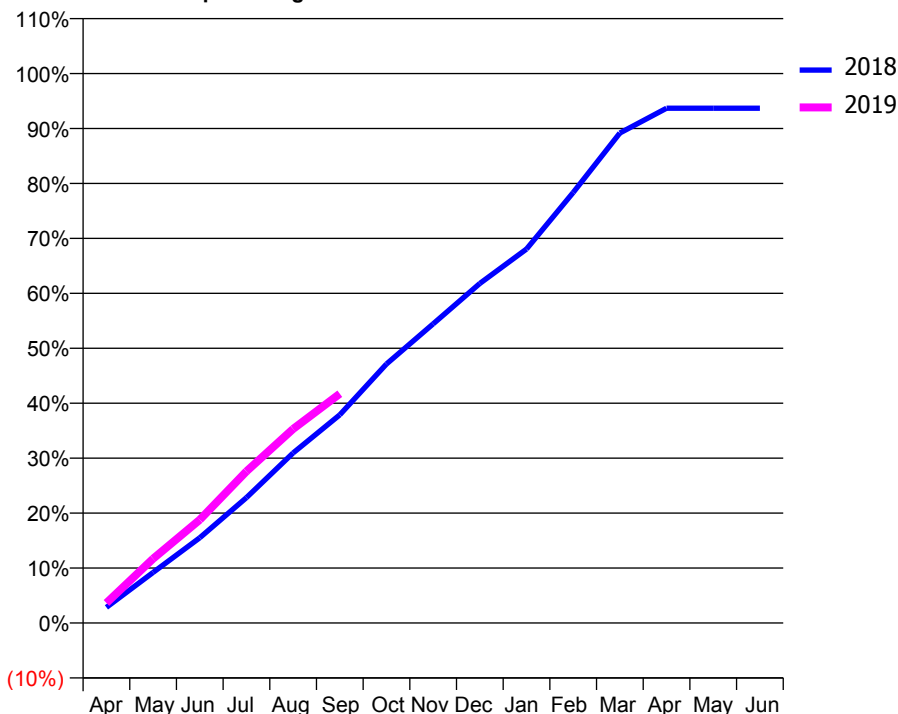
ACCESS*

Patients seen in 24 months	Total	Change since previous quarter
Quarter ending September 2017	7,979	
Quarter ending December 2017	7,959	→
Quarter ending March 2018	8,059	→
Quarter ending June 2018	8,198	→
Quarter ending September 2018	8,149	→
Variance since September 2017	2.1%	↑



ACTIVITY

Cumulative percentage of contracted UDA delivered 2018 & 2019



Month	Adjusted Scheduled Activity (UDA)	
	2018	2019
April	626	807
May	2,029	2,580
June	3,423	4,143
July	5,035	6,086
August	6,823	7,788
September	8,356	9,200
October	10,398	
November	12,004	
December	13,630	
January	15,010	
February	17,277	
March	19,666	
April	20,659	
May	20,659	
June	20,659	

QUALITY

	Quantity	Base Number	Contract	LHB	Wales
% of FP17s for the same patient ID Re-attending within 3 months - Children	94	1,213	7.7%	8.6%	10.9%
% of FP17s for the same patient ID Re-attending within 3 months - Adults	701	4,083	17.2%	14.4%	15.6%
% of FP17s for the same patient ID Re-attending between 3 & 9 months - Children	533	1,213	43.9%	58.4%	59.4%
% of FP17s for the same patient ID Re-attending between 3 & 9 months - Adults	1,900	4,083	46.5%	55.1%	55.5%
% of FP17s for Band 1 Urgent Courses	544	4,813	11.3%	9.1%	8.9%
% of FP17s Relating to Free Repair or Replacements	40	4,813	0.8%	0.7%	0.7%
% of FP17s Relating to Continuations	88	4,813	1.8%	0.6%	0.7%
% of Patients satisfied with the dentistry they have received	16	16	100.0%	94.6%	93.6%
% of Patients satisfied with the time they had to wait for an appointment	16	16	100.0%	89.3%	88.1%

* This is based on patients treated on this contract for their most recent course of treatment. Figures in italics indicate the base number of FP17s or Patient Questionnaire responses are less than 100. N/A is shown where the base number of responses is less than 10 during the period. % is calculated as Quantity/Base number*100

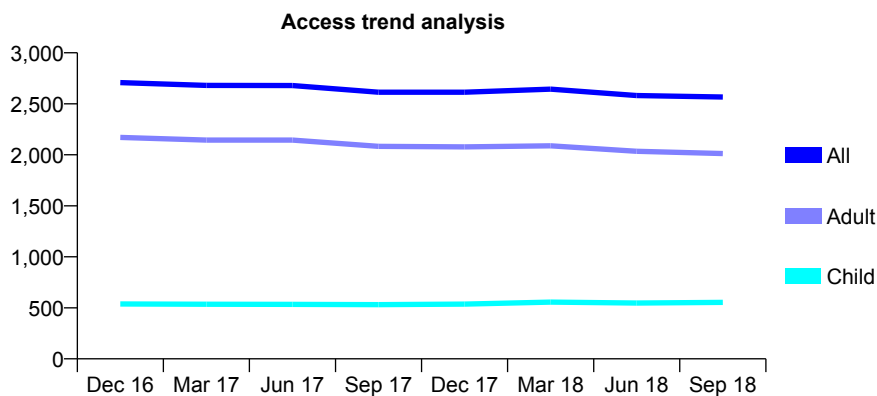
7A6 - Vital Signs At a Glance Contract Report for 162442/0001 - September 2018

Name or company name	M J Dental Services Ltd
Contract type name	GDS Contract
Purpose of contract	General
Contract start date	01/07/2013
Contract end date	

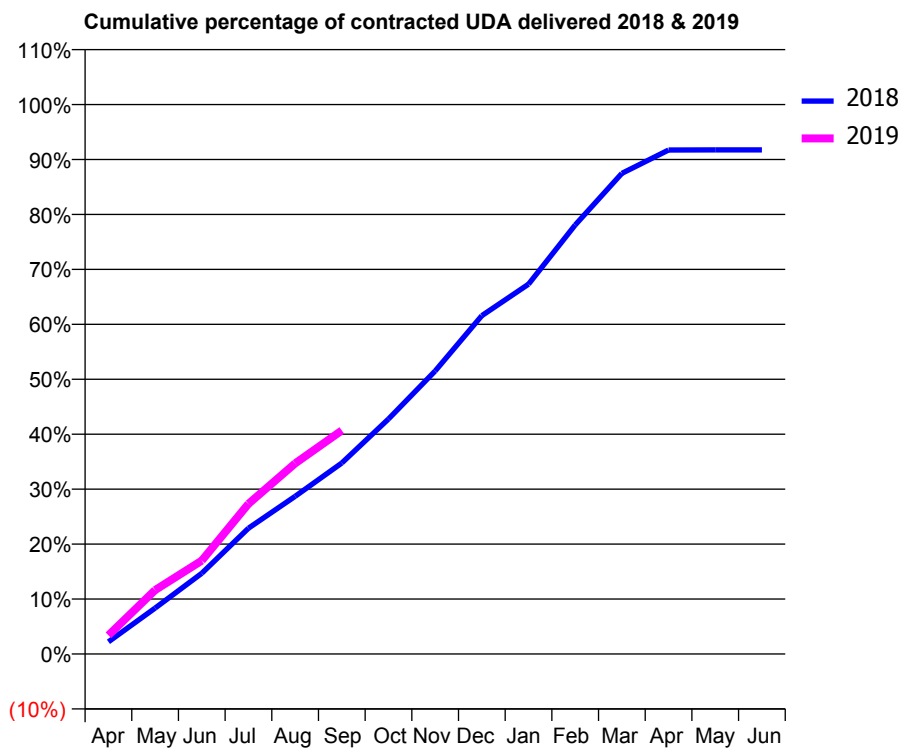
18/19 Contracted general activity (UDA)	9,545
Carry forward general activity (UDA)	0
18/19 Contracted orthodontic activity (UOA)	0
Carry forward orthodontic activity (UOA)	0
Baseline contract value	£240,843.11

ACCESS*

Patients seen in 24 months	Total	Change since previous quarter
Quarter ending September 2017	2,614	
Quarter ending December 2017	2,614	→
Quarter ending March 2018	2,644	→
Quarter ending June 2018	2,581	↓
Quarter ending September 2018	2,567	→
Variance since September 2017	(1.8%)	↓



ACTIVITY



Month	Adjusted Scheduled Activity (UDA)	
	2018	2019
April	211	326
May	799	1,111
June	1,402	1,621
July	2,184	2,610
August	2,739	3,312
September	3,319	3,884
October	4,082	
November	4,916	
December	5,877	
January	6,423	
February	7,452	
March	8,348	
April	8,753	
May	8,757	
June	8,757	

QUALITY

	Quantity	Base Number	Contract	LHB	Wales
% of FP17s for the same patient ID Re-attending within 3 months - Children	68	398	17.1%	8.6%	10.9%
% of FP17s for the same patient ID Re-attending within 3 months - Adults	295	1,524	19.4%	14.4%	15.6%
% of FP17s for the same patient ID Re-attending between 3 & 9 months - Children	205	398	51.5%	58.4%	59.4%
% of FP17s for the same patient ID Re-attending between 3 & 9 months - Adults	894	1,524	58.7%	55.1%	55.5%
% of FP17s for Band 1 Urgent Courses	177	1,748	10.1%	9.1%	8.9%
% of FP17s Relating to Free Repair or Replacements	20	1,748	1.1%	0.7%	0.7%
% of FP17s Relating to Continuations	10	1,748	0.6%	0.6%	0.7%
% of Patients satisfied with the dentistry they have received	12	14	85.7%	94.6%	93.6%
% of Patients satisfied with the time they had to wait for an appointment	11	14	78.6%	89.3%	88.1%

* This is based on patients treated on this contract for their most recent course of treatment. Figures in italics indicate the base number of FP17s or Patient Questionnaire responses are less than 100. N/A is shown where the base number of responses is less than 10 during the period. % is calculated as Quantity/Base number*100

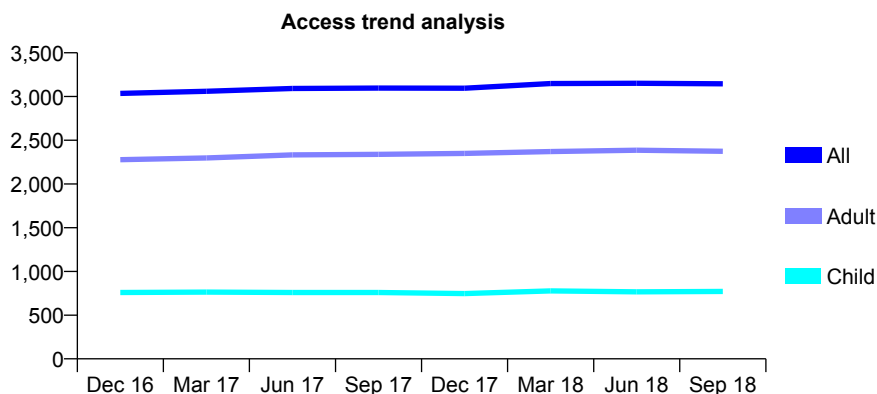
7A6 - Vital Signs At a Glance Contract Report for 170135/0001 - September 2018

Name or company name	Mr R Sutherland
Contract type name	GDS Contract
Purpose of contract	General
Contract start date	01/12/2011
Contract end date	

18/19 Contracted general activity (UDA)	11,984
Carry forward general activity (UDA)	0
18/19 Contracted orthodontic activity (UOA)	0
Carry forward orthodontic activity (UOA)	0
Baseline contract value	£306,535.23

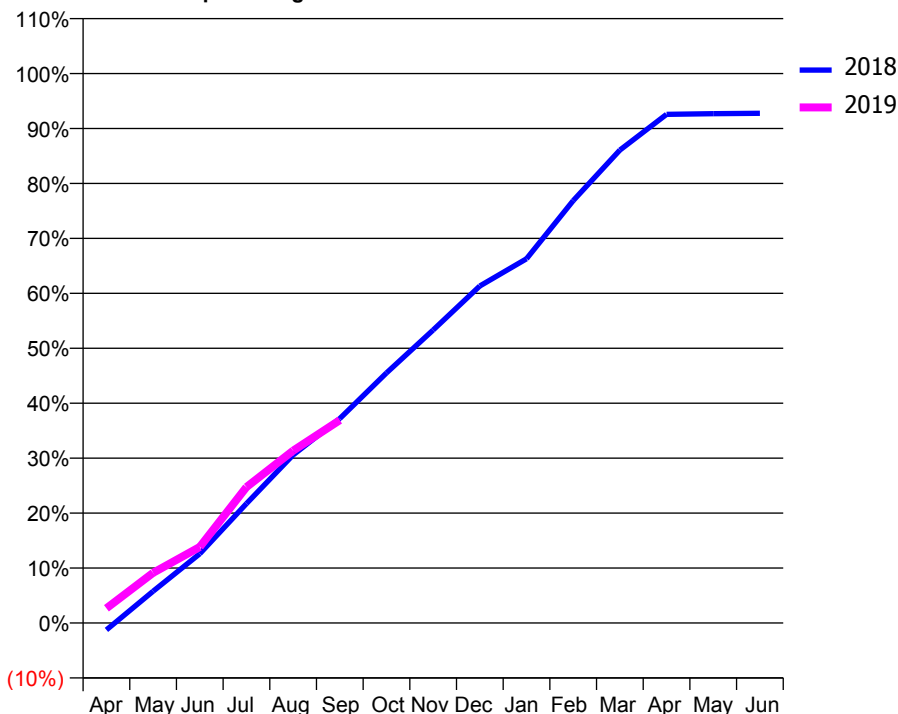
ACCESS*

Patients seen in 24 months	Total	Change since previous quarter
Quarter ending September 2017	3,097	
Quarter ending December 2017	3,095	→
Quarter ending March 2018	3,148	→
Quarter ending June 2018	3,152	→
Quarter ending September 2018	3,145	→
Variance since September 2017	1.5%	→



ACTIVITY

Cumulative percentage of contracted UDA delivered 2018 & 2019



Month	Adjusted Scheduled Activity (UDA)	
	2018	2019
April	-154	321
May	694	1,094
June	1,511	1,658
July	2,605	2,965
August	3,665	3,758
September	4,460	4,424
October	5,454	
November	6,391	
December	7,351	
January	7,944	
February	9,211	
March	10,313	
April	11,094	
May	11,108	
June	11,116	

QUALITY

	Quantity	Base Number	Contract	LHB	Wales
% of FP17s for the same patient ID Re-attending within 3 months - Children	34	504	6.7%	8.6%	10.9%
% of FP17s for the same patient ID Re-attending within 3 months - Adults	224	1,638	13.7%	14.4%	15.6%
% of FP17s for the same patient ID Re-attending between 3 & 9 months - Children	288	504	57.1%	58.4%	59.4%
% of FP17s for the same patient ID Re-attending between 3 & 9 months - Adults	881	1,638	53.8%	55.1%	55.5%
% of FP17s for Band 1 Urgent Courses	173	1,877	9.2%	9.1%	8.9%
% of FP17s Relating to Free Repair or Replacements	4	1,877	0.2%	0.7%	0.7%
% of FP17s Relating to Continuations	14	1,877	0.7%	0.6%	0.7%
% of Patients satisfied with the dentistry they have received	11	11	100.0%	94.6%	93.6%
% of Patients satisfied with the time they had to wait for an appointment	11	11	100.0%	89.3%	88.1%

* This is based on patients treated on this contract for their most recent course of treatment. Figures in italics indicate the base number of FP17s or Patient Questionnaire responses are less than 100. N/A is shown where the base number of responses is less than 10 during the period. % is calculated as Quantity/Base number*100

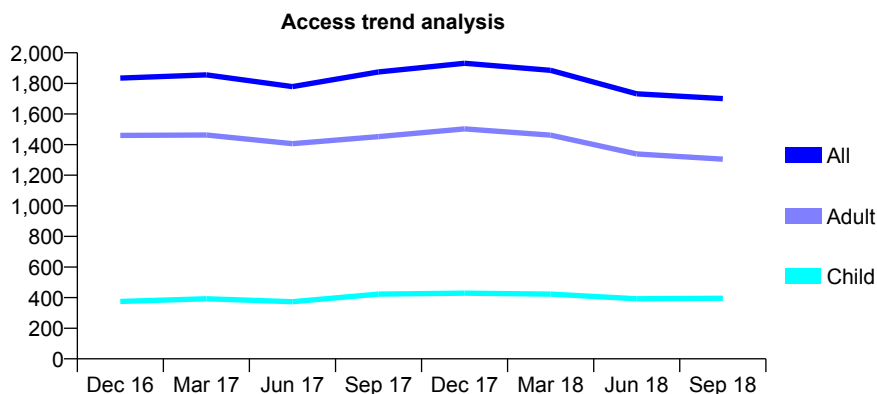
7A6 - Vital Signs At a Glance Contract Report for 175242/0001 - September 2018

Name or company name	Gupta & Gupta Limited
Contract type name	GDS Contract
Purpose of contract	General
Contract start date	01/06/2013
Contract end date	

18/19 Contracted general activity (UDA)	5,278
Carry forward general activity (UDA)	-152
18/19 Contracted orthodontic activity (UOA)	0
Carry forward orthodontic activity (UOA)	0
Baseline contract value	£132,559.22

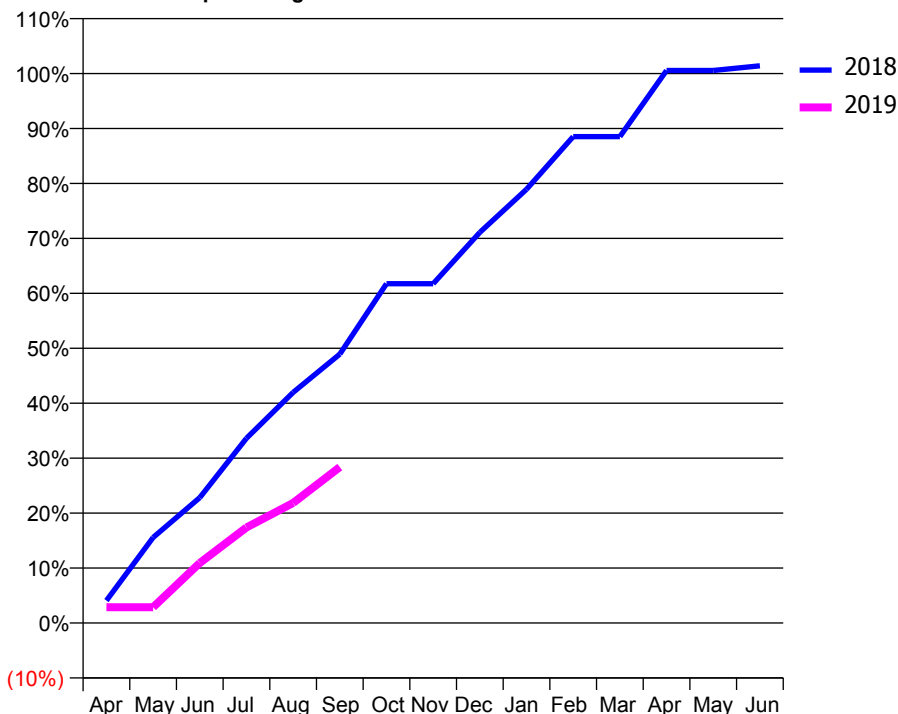
ACCESS*

Patients seen in 24 months	Total	Change since previous quarter
Quarter ending September 2017	1,875	
Quarter ending December 2017	1,932	↑
Quarter ending March 2018	1,885	↓
Quarter ending June 2018	1,732	↓
Quarter ending September 2018	1,701	↓
Variance since September 2017	(9.3%)	↓



ACTIVITY

Cumulative percentage of contracted UDA delivered 2018 & 2019



Month	Adjusted Scheduled Activity (UDA)	
	2018	2019
April	216	152
May	822	152
June	1,205	577
July	1,775	918
August	2,215	1,153
September	2,583	1,498
October	3,259	
November	3,259	
December	3,752	
January	4,165	
February	4,672	
March	4,672	
April	5,307	
May	5,307	
June	5,352	

QUALITY

	Quantity	Base Number	Contract	LHB	Wales
% of FP17s for the same patient ID Re-attending within 3 months - Children	23	269	8.6%	8.6%	10.9%
% of FP17s for the same patient ID Re-attending within 3 months - Adults	89	700	12.7%	14.4%	15.6%
% of FP17s for the same patient ID Re-attending between 3 & 9 months - Children	162	269	60.2%	58.4%	59.4%
% of FP17s for the same patient ID Re-attending between 3 & 9 months - Adults	307	700	43.9%	55.1%	55.5%
% of FP17s for Band 1 Urgent Courses	25	659	3.8%	9.1%	8.9%
% of FP17s Relating to Free Repair or Replacements	4	659	0.6%	0.7%	0.7%
% of FP17s Relating to Continuations	2	659	0.3%	0.6%	0.7%
% of Patients satisfied with the dentistry they have received	0	0	N/A	94.6%	93.6%
% of Patients satisfied with the time they had to wait for an appointment	0	0	N/A	89.3%	88.1%

* This is based on patients treated on this contract for their most recent course of treatment. Figures in italics indicate the base number of FP17s or Patient Questionnaire responses are less than 100. N/A is shown where the base number of responses is less than 10 during the period. % is calculated as Quantity/Base number*100

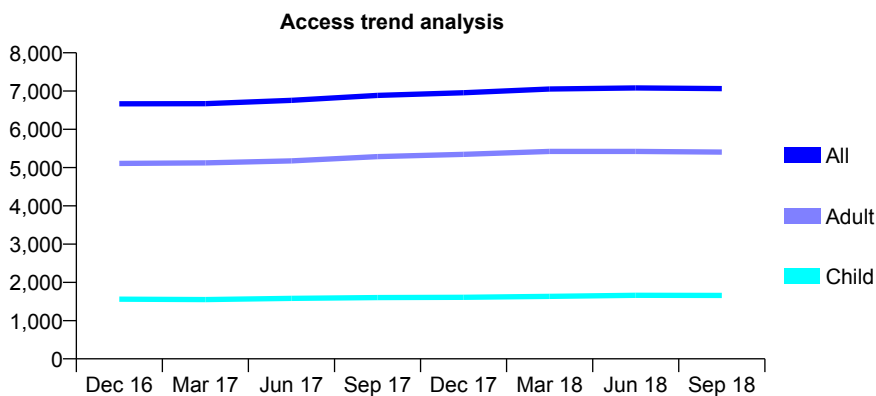
7A6 - Vital Signs At a Glance Contract Report for 176222/0001 - September 2018

Name or company name	Mr C Hall
Contract type name	GDS Contract
Purpose of contract	General
Contract start date	01/10/2014
Contract end date	

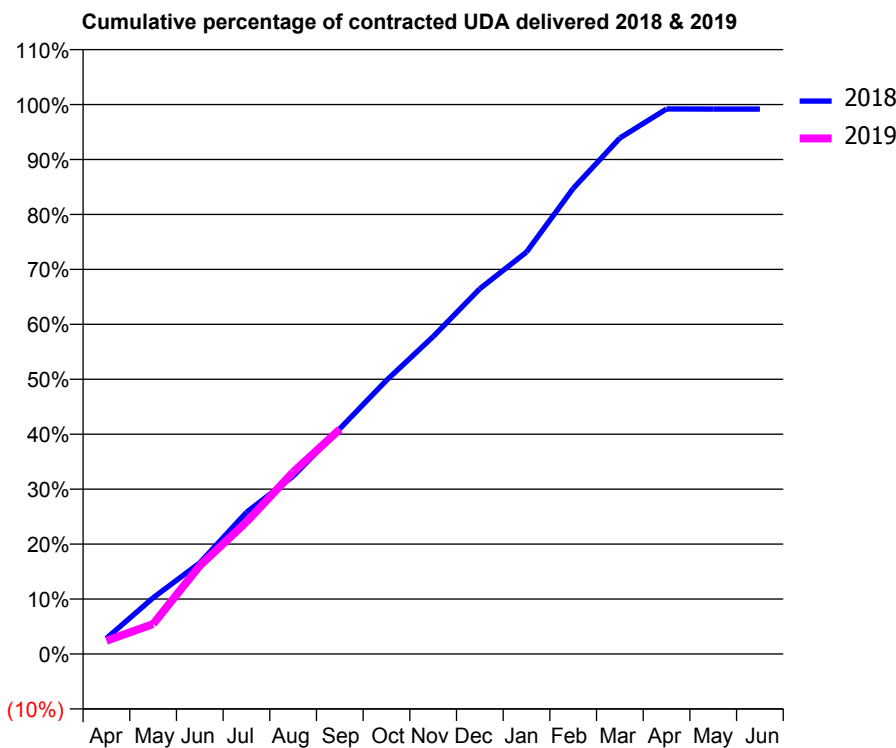
18/19 Contracted general activity (UDA)	21,150
Carry forward general activity (UDA)	174
18/19 Contracted orthodontic activity (UOA)	0
Carry forward orthodontic activity (UOA)	0
Baseline contract value	£554,269.08

ACCESS*

Patients seen in 24 months	Total	Change since previous quarter
Quarter ending September 2017	6,888	
Quarter ending December 2017	6,955	→
Quarter ending March 2018	7,053	→
Quarter ending June 2018	7,083	→
Quarter ending September 2018	7,064	→
Variance since September 2017	2.6%	↑



ACTIVITY



Month	Adjusted Scheduled Activity (UDA)	
	2018	2019
April	604	511
May	2,165	1,151
June	3,507	3,398
July	5,455	5,085
August	6,846	7,003
September	8,669	8,649
October	10,532	
November	12,219	
December	14,058	
January	15,470	
February	17,918	
March	19,859	
April	20,981	
May	20,973	
June	20,972	

QUALITY

	Quantity	Base Number	Contract	LHB	Wales
% of FP17s for the same patient ID Re-attending within 3 months - Children	47	1,163	4.0%	8.6%	10.9%
% of FP17s for the same patient ID Re-attending within 3 months - Adults	330	3,513	9.4%	14.4%	15.6%
% of FP17s for the same patient ID Re-attending between 3 & 9 months - Children	712	1,163	61.2%	58.4%	59.4%
% of FP17s for the same patient ID Re-attending between 3 & 9 months - Adults	1,875	3,513	53.4%	55.1%	55.5%
% of FP17s for Band 1 Urgent Courses	283	4,284	6.6%	9.1%	8.9%
% of FP17s Relating to Free Repair or Replacements	15	4,284	0.4%	0.7%	0.7%
% of FP17s Relating to Continuations	4	4,284	0.1%	0.6%	0.7%
% of Patients satisfied with the dentistry they have received	7	8	N/A	94.6%	93.6%
% of Patients satisfied with the time they had to wait for an appointment	8	8	N/A	89.3%	88.1%

* This is based on patients treated on this contract for their most recent course of treatment. Figures in italics indicate the base number of FP17s or Patient Questionnaire responses are less than 100. N/A is shown where the base number of responses is less than 10 during the period. % is calculated as Quantity/Base number*100

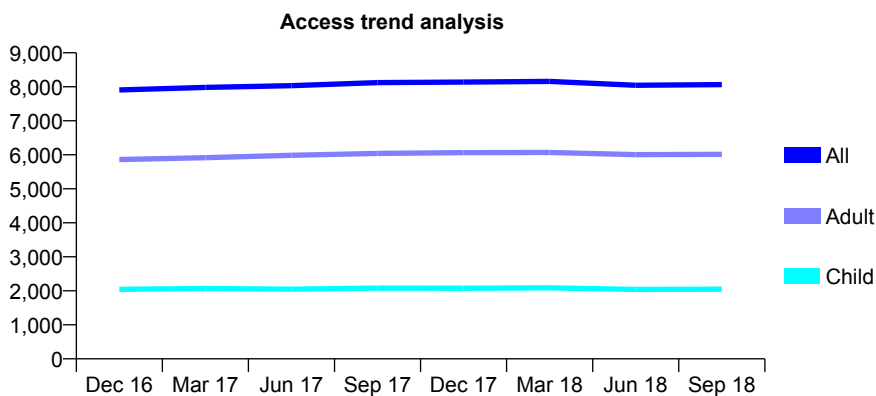
7A6 - Vital Signs At a Glance Contract Report for 177822/0001 - September 2018

Name or company name	Beaufort Park Dental Care Ltd
Contract type name	GDS Contract
Purpose of contract	General
Contract start date	01/12/2010
Contract end date	

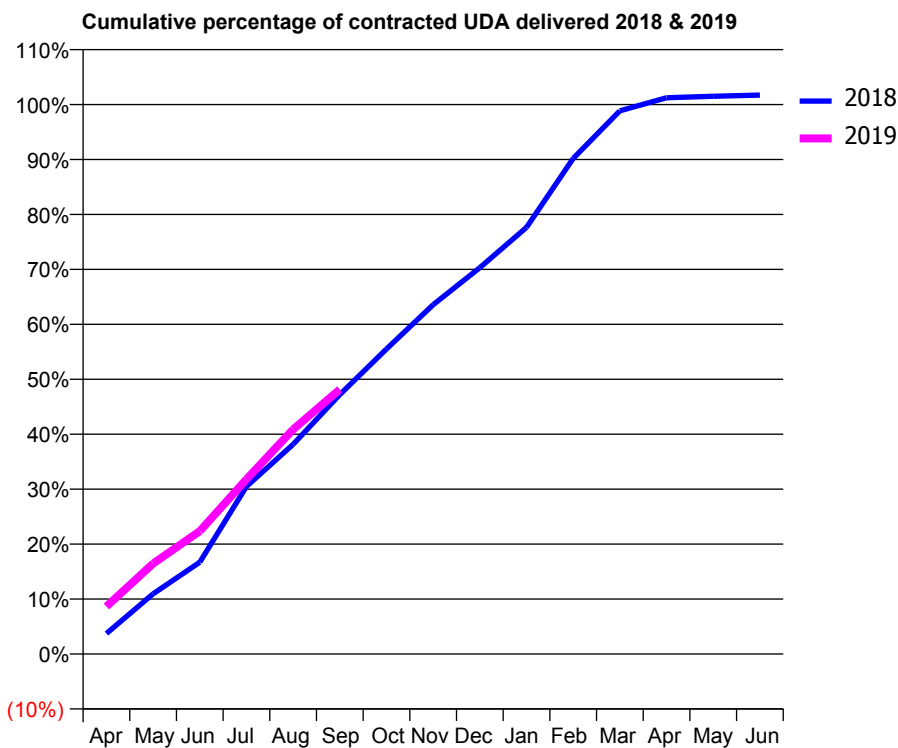
18/19 Contracted general activity (UDA)	22,070
Carry forward general activity (UDA)	-687
18/19 Contracted orthodontic activity (UOA)	0
Carry forward orthodontic activity (UOA)	0
Baseline contract value	£590,424.21

ACCESS*

Patients seen in 24 months	Total	Change since previous quarter
Quarter ending September 2017	8,123	
Quarter ending December 2017	8,141	→
Quarter ending March 2018	8,157	→
Quarter ending June 2018	8,046	↓
Quarter ending September 2018	8,064	→
Variance since September 2017	(0.7%)	→



ACTIVITY



Month	Adjusted Scheduled Activity (UDA)	
	2018	2019
April	821	1,909
May	2,416	3,635
June	3,686	4,934
July	6,730	7,018
August	8,420	9,021
September	10,418	10,630
October	12,250	
November	14,027	
December	15,520	
January	17,134	
February	19,904	
March	21,814	
April	22,342	
May	22,399	
June	22,450	

QUALITY

	Quantity	Base Number	Contract	LHB	Wales
% of FP17s for the same patient ID Re-attending within 3 months - Children	57	1,340	4.3%	8.6%	10.9%
% of FP17s for the same patient ID Re-attending within 3 months - Adults	363	3,746	9.7%	14.4%	15.6%
% of FP17s for the same patient ID Re-attending between 3 & 9 months - Children	725	1,340	54.1%	58.4%	59.4%
% of FP17s for the same patient ID Re-attending between 3 & 9 months - Adults	1,986	3,746	53.0%	55.1%	55.5%
% of FP17s for Band 1 Urgent Courses	262	4,768	5.5%	9.1%	8.9%
% of FP17s Relating to Free Repair or Replacements	42	4,768	0.9%	0.7%	0.7%
% of FP17s Relating to Continuations	20	4,768	0.4%	0.6%	0.7%
% of Patients satisfied with the dentistry they have received	17	18	94.4%	94.6%	93.6%
% of Patients satisfied with the time they had to wait for an appointment	16	18	88.9%	89.3%	88.1%

* This is based on patients treated on this contract for their most recent course of treatment. Figures in italics indicate the base number of FP17s or Patient Questionnaire responses are less than 100. N/A is shown where the base number of responses is less than 10 during the period. % is calculated as Quantity/Base number*100

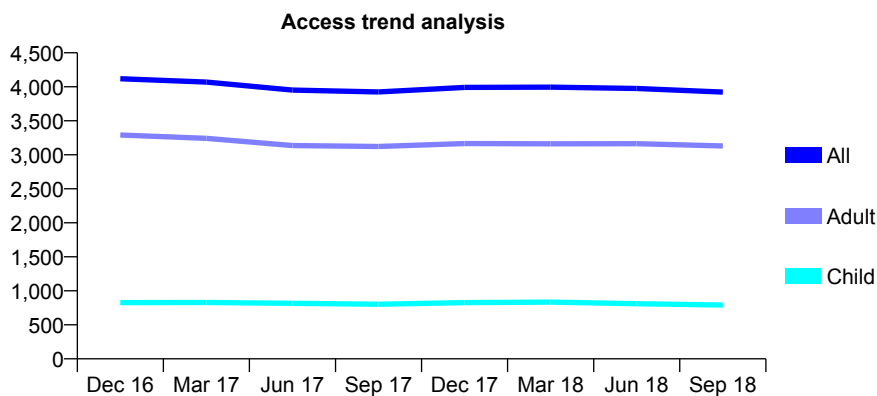
7A6 - Vital Signs At a Glance Contract Report for 180025/0001 - September 2018

Name or company name	Dr James Thomas & Dr Iman Mehdi
Contract type name	GDS Contract
Purpose of contract	General
Contract start date	01/02/2009
Contract end date	

18/19 Contracted general activity (UDA)	14,481
Carry forward general activity (UDA)	0
18/19 Contracted orthodontic activity (UOA)	0
Carry forward orthodontic activity (UOA)	0
Baseline contract value	£355,598.76

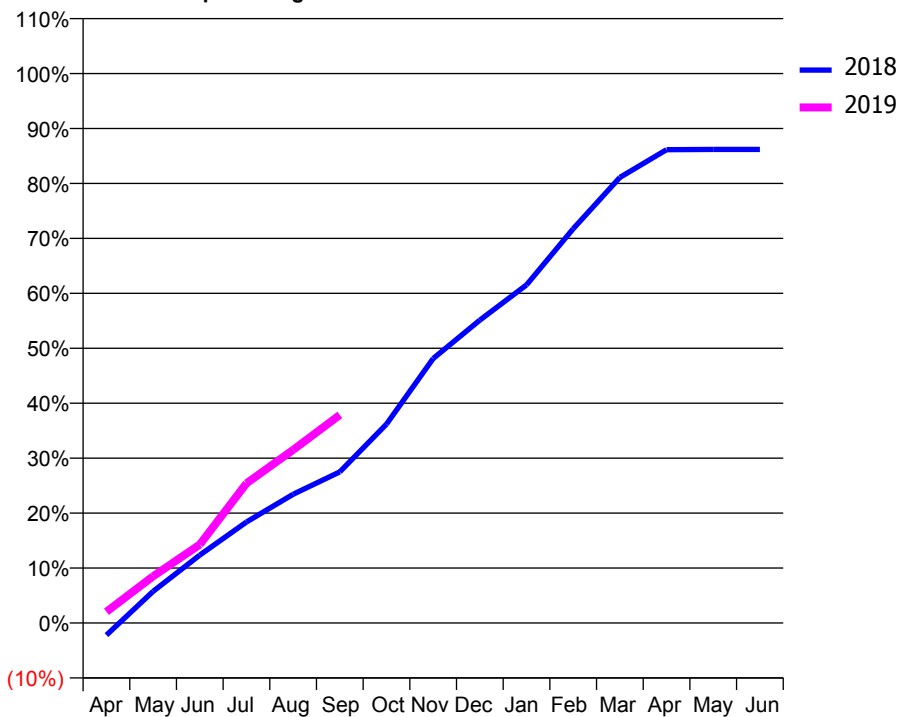
ACCESS*

Patients seen in 24 months	Total	Change since previous quarter
Quarter ending September 2017	3,925	
Quarter ending December 2017	3,992	→
Quarter ending March 2018	3,995	→
Quarter ending June 2018	3,975	→
Quarter ending September 2018	3,922	↓
Variance since September 2017	(0.1%)	→



ACTIVITY

Cumulative percentage of contracted UDA delivered 2018 & 2019



Month	Adjusted Scheduled Activity (UDA)	
	2018	2019
April	-323	298
May	834	1,232
June	1,792	2,067
July	2,661	3,680
August	3,393	4,562
September	3,983	5,485
October	5,243	
November	6,971	
December	7,981	
January	8,909	
February	10,390	
March	11,742	
April	12,473	
May	12,480	
June	12,479	

QUALITY

	Quantity	Base Number	Contract	LHB	Wales
% of FP17s for the same patient ID Re-attending within 3 months - Children	54	460	11.7%	8.6%	10.9%
% of FP17s for the same patient ID Re-attending within 3 months - Adults	388	2,072	18.7%	14.4%	15.6%
% of FP17s for the same patient ID Re-attending between 3 & 9 months - Children	216	460	47.0%	58.4%	59.4%
% of FP17s for the same patient ID Re-attending between 3 & 9 months - Adults	956	2,072	46.1%	55.1%	55.5%
% of FP17s for Band 1 Urgent Courses	437	2,298	19.0%	9.1%	8.9%
% of FP17s Relating to Free Repair or Replacements	35	2,298	1.5%	0.7%	0.7%
% of FP17s Relating to Continuations	37	2,298	1.6%	0.6%	0.7%
% of Patients satisfied with the dentistry they have received	4	4	N/A	94.6%	93.6%
% of Patients satisfied with the time they had to wait for an appointment	4	4	N/A	89.3%	88.1%

* This is based on patients treated on this contract for their most recent course of treatment. Figures in italics indicate the base number of FP17s or Patient Questionnaire responses are less than 100. N/A is shown where the base number of responses is less than 10 during the period. % is calculated as Quantity/Base number*100

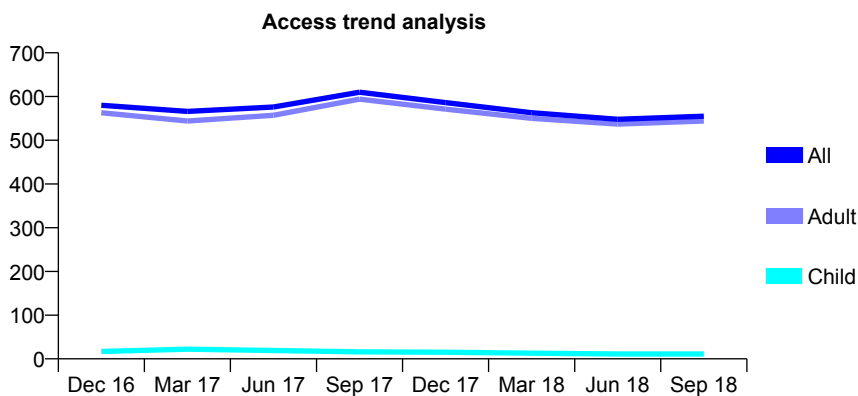
7A6 - Vital Signs At a Glance Contract Report for 180025/0002 - September 2018

Name or company name	Dr James Thomas & Dr Iman Mehdi
Contract type name	GDS Contract
Purpose of contract	General
Contract start date	01/02/2009
Contract end date	

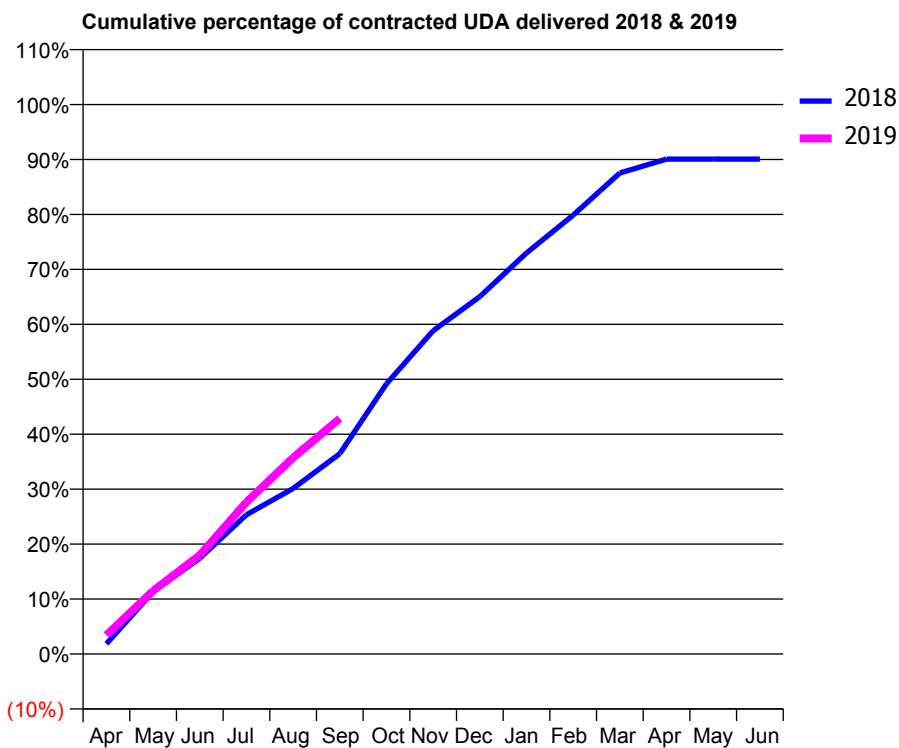
18/19 Contracted general activity (UDA)	907
Carry forward general activity (UDA)	0
18/19 Contracted orthodontic activity (UOA)	0
Carry forward orthodontic activity (UOA)	0
Baseline contract value	£32,272.33

ACCESS*

Patients seen in 24 months	Total	Change since previous quarter
Quarter ending September 2017	610	
Quarter ending December 2017	586	↓
Quarter ending March 2018	563	↓
Quarter ending June 2018	548	↓
Quarter ending September 2018	555	→
Variance since September 2017	(9.0%)	↓



ACTIVITY



Month	Adjusted Scheduled Activity (UDA)	
	2018	2019
April	17	31
May	103	104
June	158	163
July	230	251
August	273	324
September	331	389
October	446	
November	534	
December	590	
January	662	
February	724	
March	794	
April	817	
May	817	
June	817	

QUALITY

	Quantity	Base Number	Contract	LHB	Wales
% of FP17s for the same patient ID Re-attending within 3 months - Children	0	7	0.0%	8.6%	10.9%
% of FP17s for the same patient ID Re-attending within 3 months - Adults	9	336	2.7%	14.4%	15.6%
% of FP17s for the same patient ID Re-attending between 3 & 9 months - Children	1	7	14.3%	58.4%	59.4%
% of FP17s for the same patient ID Re-attending between 3 & 9 months - Adults	8	336	2.4%	55.1%	55.5%
% of FP17s for Band 1 Urgent Courses	324	324	100.0%	9.1%	8.9%
% of FP17s Relating to Free Repair or Replacements	0	324	0.0%	0.7%	0.7%
% of FP17s Relating to Continuations	0	324	0.0%	0.6%	0.7%
% of Patients satisfied with the dentistry they have received	1	1	N/A	94.6%	93.6%
% of Patients satisfied with the time they had to wait for an appointment	1	1	N/A	89.3%	88.1%

* This is based on patients treated on this contract for their most recent course of treatment. Figures in italics indicate the base number of FP17s or Patient Questionnaire responses are less than 100. N/A is shown where the base number of responses is less than 10 during the period. % is calculated as Quantity/Base number*100

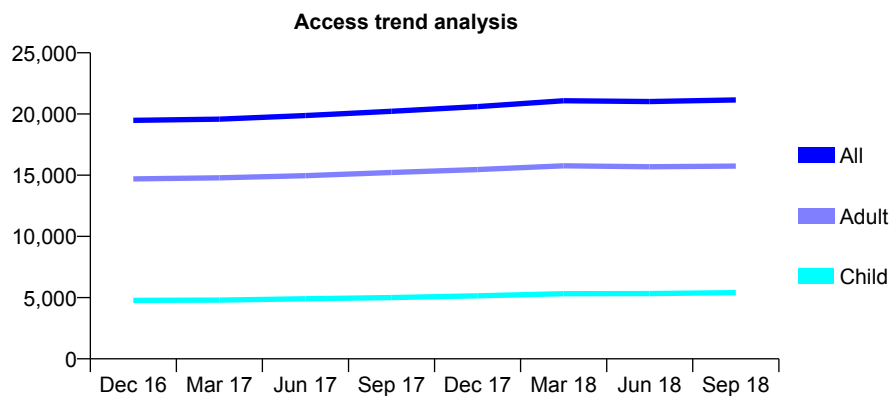
7A6 - Vital Signs At a Glance Contract Report for 181641/0001 - September 2018

Name or company name	Noblecourt Ltd & Northberry Ltd
Contract type name	GDS Contract
Purpose of contract	General
Contract start date	13/09/2011
Contract end date	

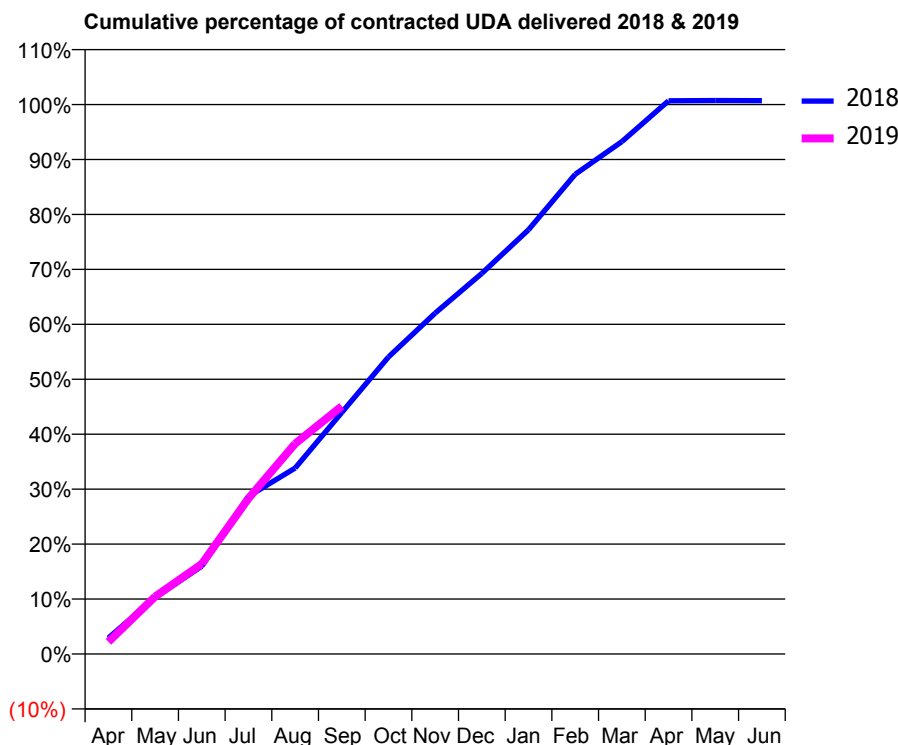
18/19 Contracted general activity (UDA)	52,702
Carry forward general activity (UDA)	-497
18/19 Contracted orthodontic activity (UOA)	0
Carry forward orthodontic activity (UOA)	0
Baseline contract value	£1,685,859.50

ACCESS*

Patients seen in 24 months	Total	Change since previous quarter
Quarter ending September 2017	20,223	
Quarter ending December 2017	20,604	→
Quarter ending March 2018	21,083	↑
Quarter ending June 2018	21,019	→
Quarter ending September 2018	21,152	→
Variance since September 2017	4.6%	↑



ACTIVITY



Month	Adjusted Scheduled Activity (UDA)	
	2018	2019
April	1,545	1,172
May	5,430	5,508
June	8,423	8,638
July	15,126	14,919
August	17,836	20,179
September	23,171	23,773
October	28,484	
November	32,701	
December	36,510	
January	40,690	
February	46,003	
March	49,146	
April	53,062	
May	53,081	
June	53,069	

QUALITY

	Quantity	Base Number	Contract	LHB	Wales
% of FP17s for the same patient ID Re-attending within 3 months - Children	291	3,783	7.7%	8.6%	10.9%
% of FP17s for the same patient ID Re-attending within 3 months - Adults	1,552	10,713	14.5%	14.4%	15.6%
% of FP17s for the same patient ID Re-attending between 3 & 9 months - Children	2,050	3,783	54.2%	58.4%	59.4%
% of FP17s for the same patient ID Re-attending between 3 & 9 months - Adults	5,530	10,713	51.6%	55.1%	55.5%
% of FP17s for Band 1 Urgent Courses	1,157	12,611	9.2%	9.1%	8.9%
% of FP17s Relating to Free Repair or Replacements	71	12,611	0.6%	0.7%	0.7%
% of FP17s Relating to Continuations	40	12,611	0.3%	0.6%	0.7%
% of Patients satisfied with the dentistry they have received	19	23	82.6%	94.6%	93.6%
% of Patients satisfied with the time they had to wait for an appointment	18	23	78.3%	89.3%	88.1%

* This is based on patients treated on this contract for their most recent course of treatment. Figures in italics indicate the base number of FP17s or Patient Questionnaire responses are less than 100. N/A is shown where the base number of responses is less than 10 during the period. % is calculated as Quantity/Base number*100

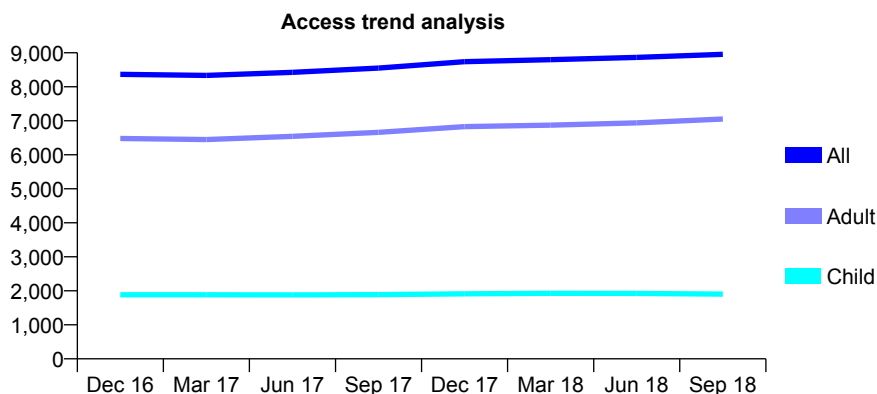
7A6 - Vital Signs At a Glance Contract Report for 183350/0001 - September 2018

Name or company name	Crosskeys Dental Practice Limited
Contract type name	GDS Contract
Purpose of contract	General
Contract start date	01/06/2013
Contract end date	

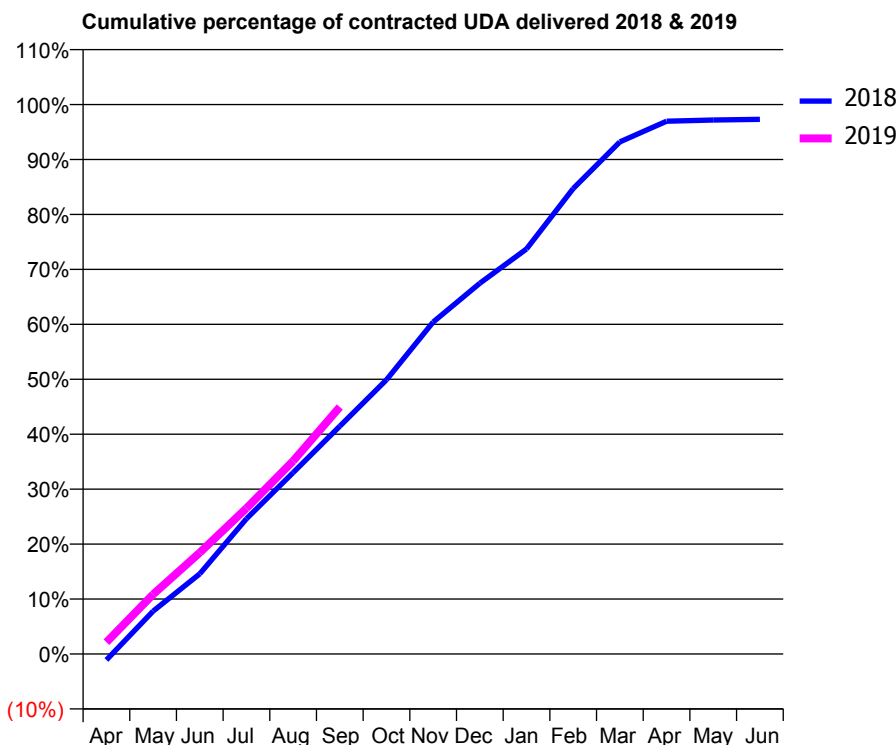
18/19 Contracted general activity (UDA)	28,668
Carry forward general activity (UDA)	735
18/19 Contracted orthodontic activity (UOA)	0
Carry forward orthodontic activity (UOA)	0
Baseline contract value	£714,521.80

ACCESS*

Patients seen in 24 months	Total	Change since previous quarter
Quarter ending September 2017	8,550	
Quarter ending December 2017	8,740	↑
Quarter ending March 2018	8,799	→
Quarter ending June 2018	8,863	→
Quarter ending September 2018	8,956	→
Variance since September 2017	4.7%	↑



ACTIVITY



Month	Adjusted Scheduled Activity (UDA)	
	2018	2019
April	-317	617
May	2,235	3,115
June	4,185	5,291
July	7,059	7,610
August	9,466	10,067
September	11,889	12,891
October	14,308	
November	17,320	
December	19,341	
January	21,128	
February	24,282	
March	26,717	
April	27,796	
May	27,861	
June	27,892	

QUALITY

	Quantity	Base Number	Contract	LHB	Wales
% of FP17s for the same patient ID Re-attending within 3 months - Children	104	1,514	6.9%	8.6%	10.9%
% of FP17s for the same patient ID Re-attending within 3 months - Adults	630	5,632	11.2%	14.4%	15.6%
% of FP17s for the same patient ID Re-attending between 3 & 9 months - Children	1,056	1,514	69.7%	58.4%	59.4%
% of FP17s for the same patient ID Re-attending between 3 & 9 months - Adults	3,562	5,632	63.2%	55.1%	55.5%
% of FP17s for Band 1 Urgent Courses	620	6,603	9.4%	9.1%	8.9%
% of FP17s Relating to Free Repair or Replacements	38	6,603	0.6%	0.7%	0.7%
% of FP17s Relating to Continuations	36	6,603	0.5%	0.6%	0.7%
% of Patients satisfied with the dentistry they have received	19	20	95.0%	94.6%	93.6%
% of Patients satisfied with the time they had to wait for an appointment	17	20	85.0%	89.3%	88.1%

* This is based on patients treated on this contract for their most recent course of treatment. Figures in italics indicate the base number of FP17s or Patient Questionnaire responses are less than 100. N/A is shown where the base number of responses is less than 10 during the period. % is calculated as Quantity/Base number*100

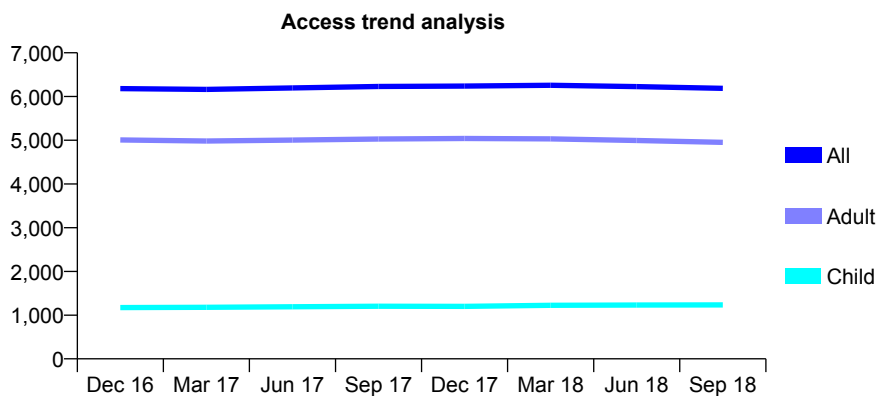
7A6 - Vital Signs At a Glance Contract Report for 187933/0001 - September 2018

Name or company name	NDP Services Ltd
Contract type name	GDS Contract
Purpose of contract	General
Contract start date	01/10/2010
Contract end date	

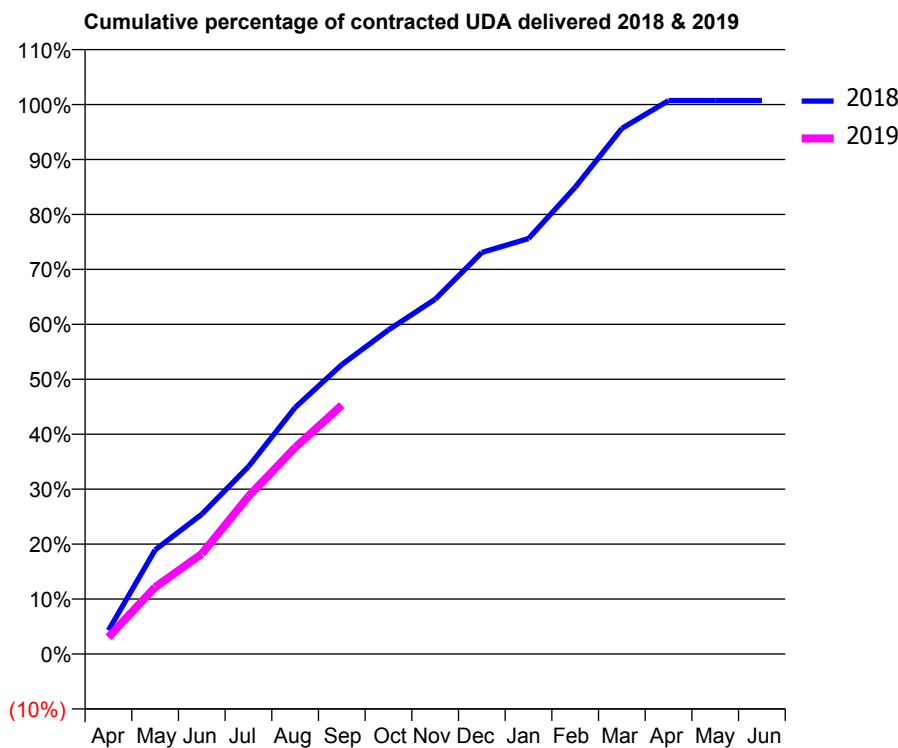
18/19 Contracted general activity (UDA)	23,252
Carry forward general activity (UDA)	-269
18/19 Contracted orthodontic activity (UOA)	0
Carry forward orthodontic activity (UOA)	0
Baseline contract value	£613,321.10

ACCESS*

Patients seen in 24 months	Total	Change since previous quarter
Quarter ending September 2017	6,231	
Quarter ending December 2017	6,239	→
Quarter ending March 2018	6,256	→
Quarter ending June 2018	6,228	→
Quarter ending September 2018	6,187	→
Variance since September 2017	(0.7%)	→



ACTIVITY



Month	Adjusted Scheduled Activity (UDA)	
	2018	2019
April	1,001	712
May	4,405	2,828
June	5,916	4,239
July	7,933	6,672
August	10,433	8,736
September	12,245	10,530
October	13,714	
November	15,014	
December	16,992	
January	17,581	
February	19,749	
March	22,242	
April	23,417	
May	23,420	
June	23,422	

QUALITY

	Quantity	Base Number	Contract	LHB	Wales
% of FP17s for the same patient ID Re-attending within 3 months - Children	99	1,001	9.9%	8.6%	10.9%
% of FP17s for the same patient ID Re-attending within 3 months - Adults	998	4,381	22.8%	14.4%	15.6%
% of FP17s for the same patient ID Re-attending between 3 & 9 months - Children	520	1,001	51.9%	58.4%	59.4%
% of FP17s for the same patient ID Re-attending between 3 & 9 months - Adults	2,507	4,381	57.2%	55.1%	55.5%
% of FP17s for Band 1 Urgent Courses	540	4,924	11.0%	9.1%	8.9%
% of FP17s Relating to Free Repair or Replacements	87	4,924	1.8%	0.7%	0.7%
% of FP17s Relating to Continuations	42	4,924	0.9%	0.6%	0.7%
% of Patients satisfied with the dentistry they have received	15	15	100.0%	94.6%	93.6%
% of Patients satisfied with the time they had to wait for an appointment	14	15	93.3%	89.3%	88.1%

* This is based on patients treated on this contract for their most recent course of treatment. Figures in italics indicate the base number of FP17s or Patient Questionnaire responses are less than 100. N/A is shown where the base number of responses is less than 10 during the period. % is calculated as Quantity/Base number*100

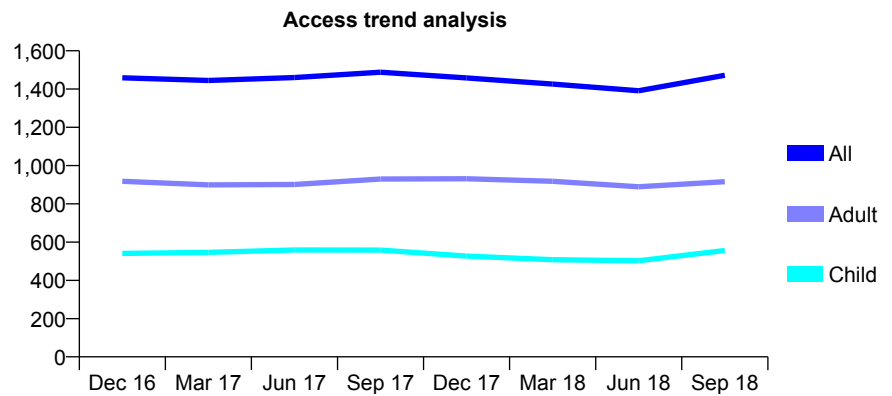
7A6 - Vital Signs At a Glance Contract Report for 188069/0001 - September 2018

Name or company name	Rowancrown Ltd
Contract type name	GDS Contract
Purpose of contract	General
Contract start date	01/03/2012
Contract end date	

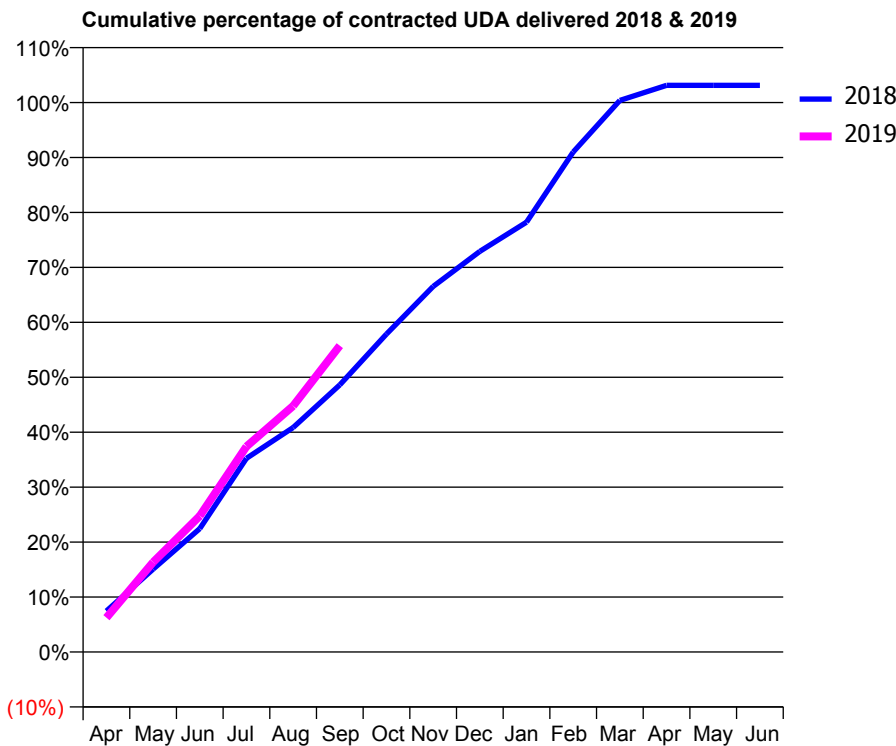
18/19 Contracted general activity (UDA)	4,767
Carry forward general activity (UDA)	-229
18/19 Contracted orthodontic activity (UOA)	0
Carry forward orthodontic activity (UOA)	0
Baseline contract value	£130,515.03

ACCESS*

Patients seen in 24 months	Total	Change since previous quarter
Quarter ending September 2017	1,488	
Quarter ending December 2017	1,458	↓
Quarter ending March 2018	1,426	↓
Quarter ending June 2018	1,391	↓
Quarter ending September 2018	1,472	↑
Variance since September 2017	(1.1%)	↓



ACTIVITY



Month	Adjusted Scheduled Activity (UDA)	
	2018	2019
April	356	298
May	718	779
June	1,070	1,180
July	1,680	1,783
August	1,947	2,134
September	2,317	2,657
October	2,758	
November	3,172	
December	3,476	
January	3,729	
February	4,337	
March	4,785	
April	4,915	
May	4,915	
June	4,915	

QUALITY

	Quantity	Base Number	Contract	LHB	Wales
% of FP17s for the same patient ID Re-attending within 3 months - Children	27	497	5.4%	8.6%	10.9%
% of FP17s for the same patient ID Re-attending within 3 months - Adults	54	666	8.1%	14.4%	15.6%
% of FP17s for the same patient ID Re-attending between 3 & 9 months - Children	231	497	46.5%	58.4%	59.4%
% of FP17s for the same patient ID Re-attending between 3 & 9 months - Adults	256	666	38.4%	55.1%	55.5%
% of FP17s for Band 1 Urgent Courses	111	1,095	10.1%	9.1%	8.9%
% of FP17s Relating to Free Repair or Replacements	2	1,095	0.2%	0.7%	0.7%
% of FP17s Relating to Continuations	5	1,095	0.5%	0.6%	0.7%
% of Patients satisfied with the dentistry they have received	0	0	N/A	94.6%	93.6%
% of Patients satisfied with the time they had to wait for an appointment	0	0	N/A	89.3%	88.1%

* This is based on patients treated on this contract for their most recent course of treatment. Figures in italics indicate the base number of FP17s or Patient Questionnaire responses are less than 100. N/A is shown where the base number of responses is less than 10 during the period. % is calculated as Quantity/Base number*100

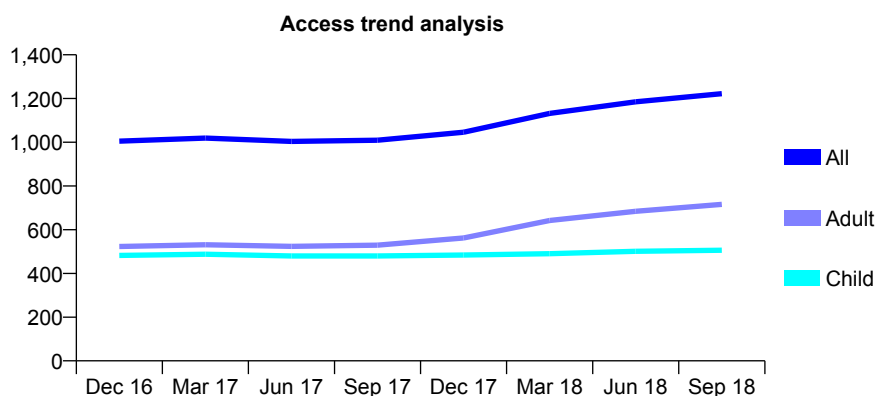
7A6 - Vital Signs At a Glance Contract Report for 190195/0009 - September 2018

Name or company name	Xeon Smiles UK Ltd
Contract type name	GDS Contract
Purpose of contract	General
Contract start date	01/04/2012
Contract end date	

18/19 Contracted general activity (UDA)	2,325
Carry forward general activity (UDA)	-88
18/19 Contracted orthodontic activity (UOA)	0
Carry forward orthodontic activity (UOA)	0
Baseline contract value	£57,226.35

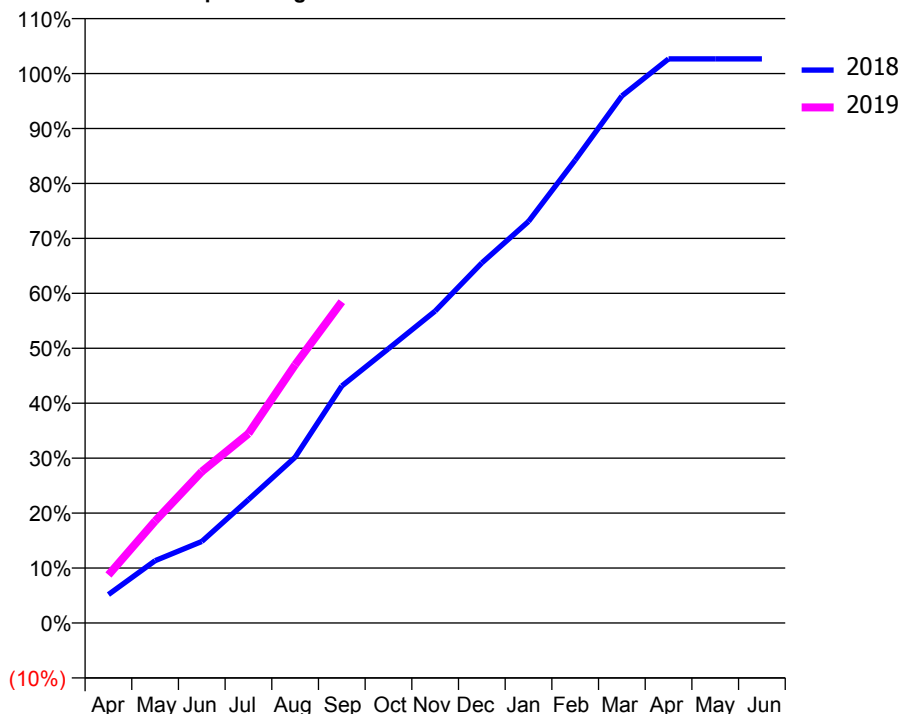
ACCESS*

Patients seen in 24 months	Total	Change since previous quarter
Quarter ending September 2017	1,009	
Quarter ending December 2017	1,046	↑
Quarter ending March 2018	1,132	↑
Quarter ending June 2018	1,185	↑
Quarter ending September 2018	1,222	↑
Variance since September 2017	21.1%	↑



ACTIVITY

Cumulative percentage of contracted UDA delivered 2018 & 2019



Month	Adjusted Scheduled Activity (UDA)	
	2018	2019
April	120	203
May	264	431
June	345	640
July	522	801
August	702	1,092
September	1,003	1,359
October	1,161	
November	1,320	
December	1,523	
January	1,699	
February	1,959	
March	2,230	
April	2,387	
May	2,387	
June	2,387	

QUALITY

	Quantity	Base Number	Contract	LHB	Wales
% of FP17s for the same patient ID Re-attending within 3 months - Children	17	326	5.2%	8.6%	10.9%
% of FP17s for the same patient ID Re-attending within 3 months - Adults	47	484	9.7%	14.4%	15.6%
% of FP17s for the same patient ID Re-attending between 3 & 9 months - Children	186	326	57.1%	58.4%	59.4%
% of FP17s for the same patient ID Re-attending between 3 & 9 months - Adults	224	484	46.3%	55.1%	55.5%
% of FP17s for Band 1 Urgent Courses	53	742	7.1%	9.1%	8.9%
% of FP17s Relating to Free Repair or Replacements	3	742	0.4%	0.7%	0.7%
% of FP17s Relating to Continuations	1	742	0.1%	0.6%	0.7%
% of Patients satisfied with the dentistry they have received	2	2	N/A	94.6%	93.6%
% of Patients satisfied with the time they had to wait for an appointment	1	2	N/A	89.3%	88.1%

* This is based on patients treated on this contract for their most recent course of treatment. Figures in italics indicate the base number of FP17s or Patient Questionnaire responses are less than 100. N/A is shown where the base number of responses is less than 10 during the period. % is calculated as Quantity/Base number*100

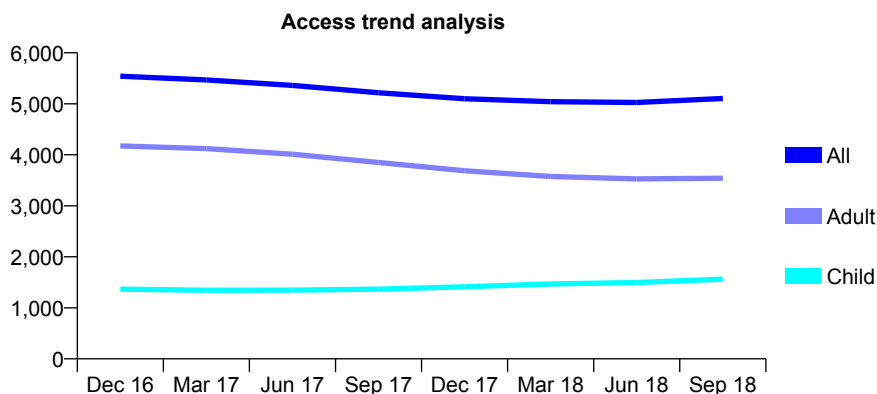
7A6 - Vital Signs At a Glance Contract Report for 190195/0012 - September 2018

Name or company name	Xeon Smiles UK Ltd
Contract type name	GDS Contract
Purpose of contract	General
Contract start date	01/04/2012
Contract end date	

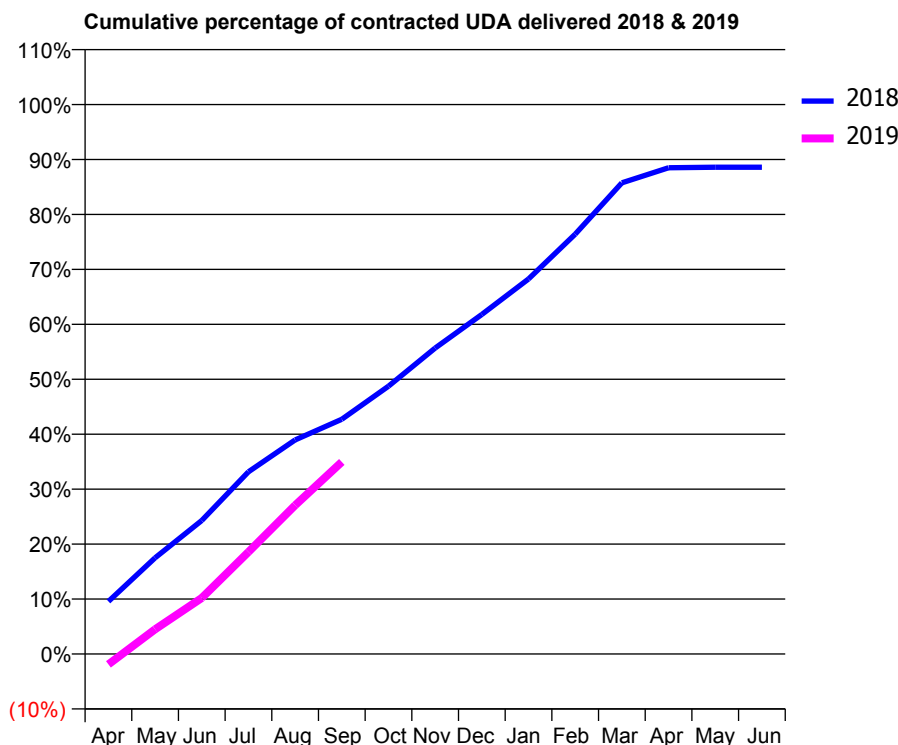
18/19 Contracted general activity (UDA)	18,856
Carry forward general activity (UDA)	1,131
18/19 Contracted orthodontic activity (UOA)	0
Carry forward orthodontic activity (UOA)	0
Baseline contract value	£457,269.37

ACCESS*

Patients seen in 24 months	Total	Change since previous quarter
Quarter ending September 2017	5,216	
Quarter ending December 2017	5,100	↓
Quarter ending March 2018	5,042	↓
Quarter ending June 2018	5,027	→
Quarter ending September 2018	5,104	→
Variance since September 2017	(2.1%)	↓



ACTIVITY



Month	Adjusted Scheduled Activity (UDA)	
	2018	2019
April	1,804	-359
May	3,302	848
June	4,585	1,925
July	6,251	3,504
August	7,344	5,106
September	8,055	6,591
October	9,191	
November	10,501	
December	11,650	
January	12,871	
February	14,405	
March	16,168	
April	16,687	
May	16,706	
June	16,705	

QUALITY

	Quantity	Base Number	Contract	LHB	Wales
% of FP17s for the same patient ID Re-attending within 3 months - Children	103	1,256	8.2%	8.6%	10.9%
% of FP17s for the same patient ID Re-attending within 3 months - Adults	342	2,790	12.3%	14.4%	15.6%
% of FP17s for the same patient ID Re-attending between 3 & 9 months - Children	785	1,256	62.5%	58.4%	59.4%
% of FP17s for the same patient ID Re-attending between 3 & 9 months - Adults	1,735	2,790	62.2%	55.1%	55.5%
% of FP17s for Band 1 Urgent Courses	265	3,823	6.9%	9.1%	8.9%
% of FP17s Relating to Free Repair or Replacements	46	3,823	1.2%	0.7%	0.7%
% of FP17s Relating to Continuations	8	3,823	0.2%	0.6%	0.7%
% of Patients satisfied with the dentistry they have received	6	6	N/A	94.6%	93.6%
% of Patients satisfied with the time they had to wait for an appointment	4	6	N/A	89.3%	88.1%

* This is based on patients treated on this contract for their most recent course of treatment. Figures in italics indicate the base number of FP17s or Patient Questionnaire responses are less than 100. N/A is shown where the base number of responses is less than 10 during the period. % is calculated as Quantity/Base number*100

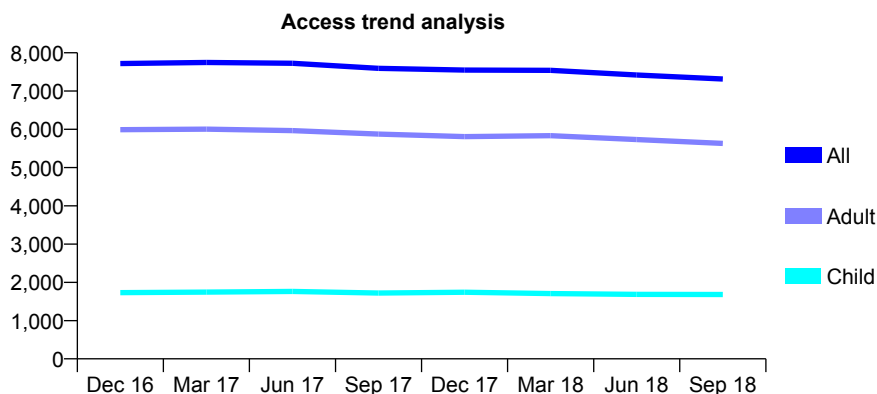
7A6 - Vital Signs At a Glance Contract Report for 190195/0014 - September 2018

Name or company name	Xeon Smiles UK Ltd
Contract type name	GDS Contract
Purpose of contract	General
Contract start date	01/04/2012
Contract end date	

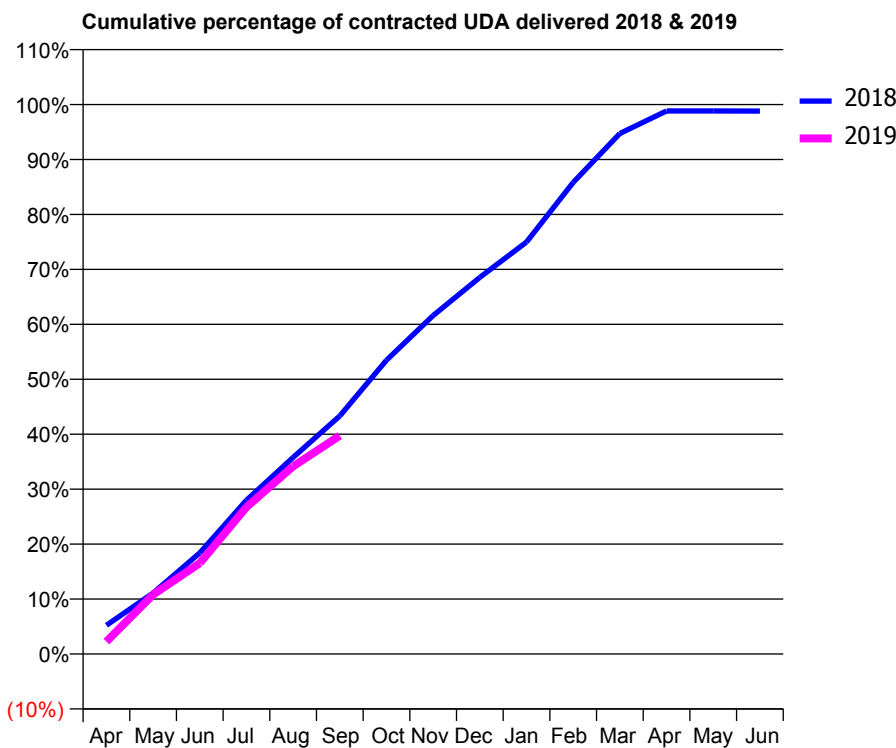
18/19 Contracted general activity (UDA)	24,172
Carry forward general activity (UDA)	287
18/19 Contracted orthodontic activity (UOA)	0
Carry forward orthodontic activity (UOA)	0
Baseline contract value	£646,514.22

ACCESS*

Patients seen in 24 months	Total	Change since previous quarter
Quarter ending September 2017	7,595	
Quarter ending December 2017	7,550	→
Quarter ending March 2018	7,542	→
Quarter ending June 2018	7,418	↓
Quarter ending September 2018	7,314	↓
Variance since September 2017	(3.7%)	↓



ACTIVITY



Month	Adjusted Scheduled Activity (UDA)	
	2018	2019
April	1,264	546
May	2,684	2,613
June	4,451	3,999
July	6,766	6,459
August	8,652	8,256
September	10,471	9,602
October	12,924	
November	14,892	
December	16,567	
January	18,123	
February	20,743	
March	22,896	
April	23,887	
May	23,886	
June	23,880	

QUALITY

	Quantity	Base Number	Contract	LHB	Wales
% of FP17s for the same patient ID Re-attending within 3 months - Children	47	1,093	4.3%	8.6%	10.9%
% of FP17s for the same patient ID Re-attending within 3 months - Adults	417	3,861	10.8%	14.4%	15.6%
% of FP17s for the same patient ID Re-attending between 3 & 9 months - Children	662	1,093	60.6%	58.4%	59.4%
% of FP17s for the same patient ID Re-attending between 3 & 9 months - Adults	2,480	3,861	64.2%	55.1%	55.5%
% of FP17s for Band 1 Urgent Courses	137	4,636	3.0%	9.1%	8.9%
% of FP17s Relating to Free Repair or Replacements	22	4,636	0.5%	0.7%	0.7%
% of FP17s Relating to Continuations	3	4,636	0.1%	0.6%	0.7%
% of Patients satisfied with the dentistry they have received	12	13	92.3%	94.6%	93.6%
% of Patients satisfied with the time they had to wait for an appointment	10	13	76.9%	89.3%	88.1%

* This is based on patients treated on this contract for their most recent course of treatment. Figures in italics indicate the base number of FP17s or Patient Questionnaire responses are less than 100. N/A is shown where the base number of responses is less than 10 during the period. % is calculated as Quantity/Base number*100

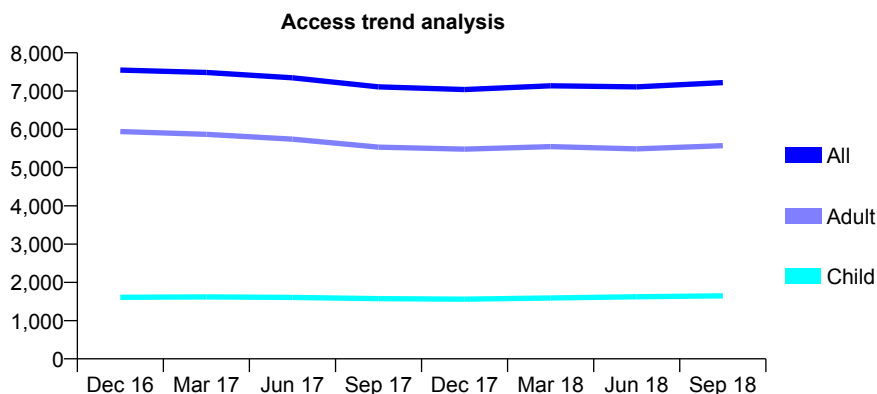
7A6 - Vital Signs At a Glance Contract Report for 190195/0015 - September 2018

Name or company name	Xeon Smiles UK Ltd
Contract type name	GDS Contract
Purpose of contract	General
Contract start date	01/04/2012
Contract end date	

18/19 Contracted general activity (UDA)	24,572
Carry forward general activity (UDA)	1,474
18/19 Contracted orthodontic activity (UOA)	0
Carry forward orthodontic activity (UOA)	0
Baseline contract value	£668,791.20

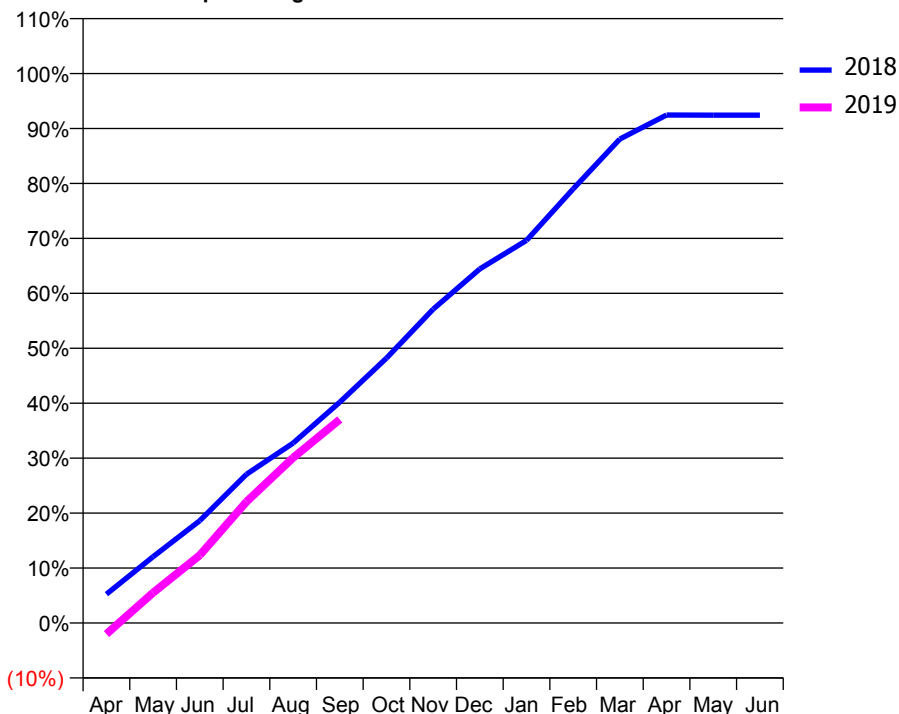
ACCESS*

Patients seen in 24 months	Total	Change since previous quarter
Quarter ending September 2017	7,108	
Quarter ending December 2017	7,040	→
Quarter ending March 2018	7,137	→
Quarter ending June 2018	7,111	→
Quarter ending September 2018	7,221	→
Variance since September 2017	1.6%	→



ACTIVITY

Cumulative percentage of contracted UDA delivered 2018 & 2019



Adjusted Scheduled Activity (UDA)

Month	2018	2019
April	1,290	-500
May	2,967	1,357
June	4,576	3,032
July	6,653	5,421
August	8,048	7,391
September	9,879	9,105
October	11,843	
November	14,033	
December	15,835	
January	17,108	
February	19,413	
March	21,645	
April	22,716	
May	22,707	
June	22,710	

QUALITY

	Quantity	Base Number	Contract	LHB	Wales
% of FP17s for the same patient ID Re-attending within 3 months - Children	68	1,198	5.7%	8.6%	10.9%
% of FP17s for the same patient ID Re-attending within 3 months - Adults	555	4,051	13.7%	14.4%	15.6%
% of FP17s for the same patient ID Re-attending between 3 & 9 months - Children	662	1,198	55.3%	58.4%	59.4%
% of FP17s for the same patient ID Re-attending between 3 & 9 months - Adults	2,155	4,051	53.2%	55.1%	55.5%
% of FP17s for Band 1 Urgent Courses	483	4,834	10.0%	9.1%	8.9%
% of FP17s Relating to Free Repair or Replacements	42	4,834	0.9%	0.7%	0.7%
% of FP17s Relating to Continuations	18	4,834	0.4%	0.6%	0.7%
% of Patients satisfied with the dentistry they have received	16	18	88.9%	94.6%	93.6%
% of Patients satisfied with the time they had to wait for an appointment	16	18	88.9%	89.3%	88.1%

* This is based on patients treated on this contract for their most recent course of treatment. Figures in italics indicate the base number of FP17s or Patient Questionnaire responses are less than 100. N/A is shown where the base number of responses is less than 10 during the period. % is calculated as Quantity/Base number*100

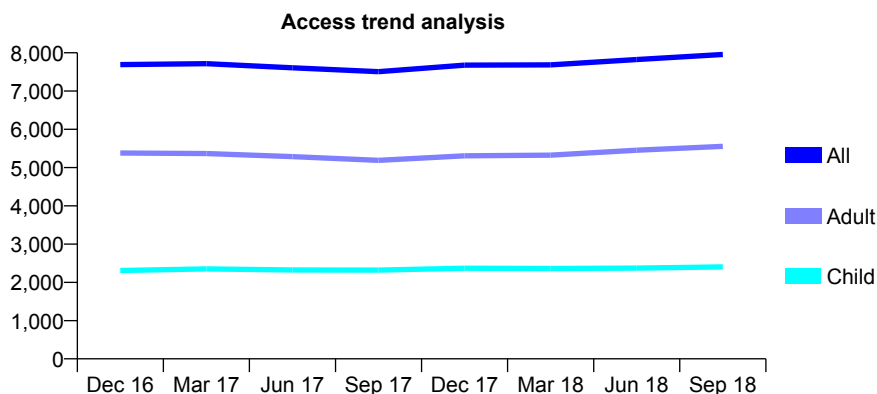
7A6 - Vital Signs At a Glance Contract Report for 190195/0020 - September 2018

Name or company name	Xeon Smiles UK Ltd
Contract type name	GDS Contract
Purpose of contract	General
Contract start date	18/07/2012
Contract end date	

18/19 Contracted general activity (UDA)	20,705
Carry forward general activity (UDA)	929
18/19 Contracted orthodontic activity (UOA)	0
Carry forward orthodontic activity (UOA)	0
Baseline contract value	£540,970.97

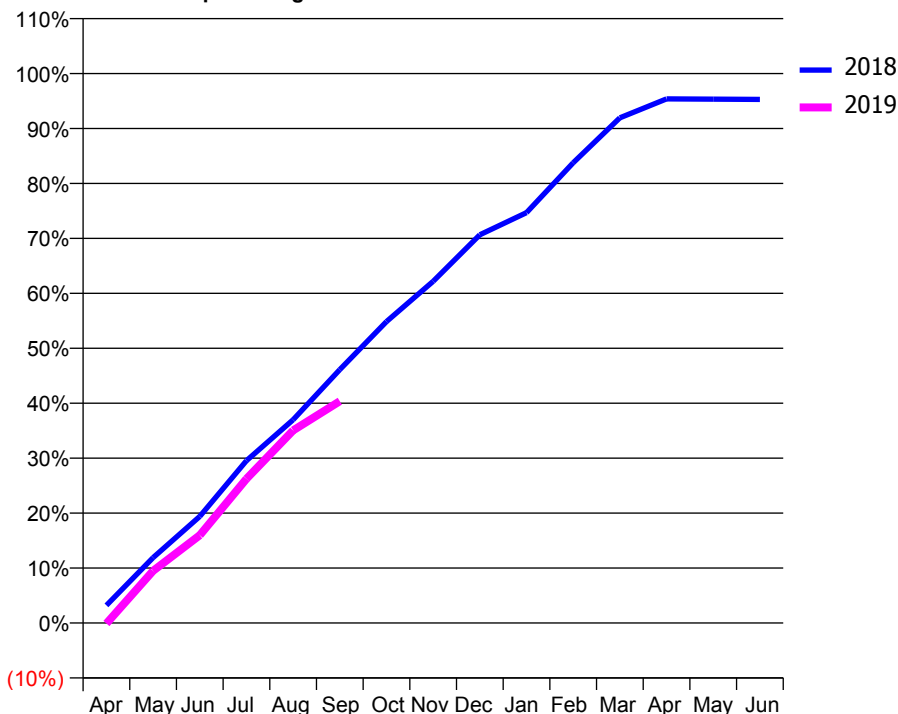
ACCESS*

Patients seen in 24 months	Total	Change since previous quarter
Quarter ending September 2017	7,507	
Quarter ending December 2017	7,677	↑
Quarter ending March 2018	7,684	→
Quarter ending June 2018	7,825	→
Quarter ending September 2018	7,956	→
Variance since September 2017	6.0%	↑



ACTIVITY

Cumulative percentage of contracted UDA delivered 2018 & 2019



Adjusted Scheduled Activity (UDA)

Month	2018	2019
April	668	-25
May	2,462	1,966
June	4,017	3,311
July	6,117	5,436
August	7,660	7,256
September	9,550	8,360
October	11,357	
November	12,874	
December	14,628	
January	15,460	
February	17,343	
March	19,036	
April	19,747	
May	19,740	
June	19,730	

QUALITY

	Quantity	Base Number	Contract	LHB	Wales
% of FP17s for the same patient ID Re-attending within 3 months - Children	82	1,635	5.0%	8.6%	10.9%
% of FP17s for the same patient ID Re-attending within 3 months - Adults	354	3,661	9.7%	14.4%	15.6%
% of FP17s for the same patient ID Re-attending between 3 & 9 months - Children	829	1,635	50.7%	58.4%	59.4%
% of FP17s for the same patient ID Re-attending between 3 & 9 months - Adults	1,853	3,661	50.6%	55.1%	55.5%
% of FP17s for Band 1 Urgent Courses	480	4,994	9.6%	9.1%	8.9%
% of FP17s Relating to Free Repair or Replacements	29	4,994	0.6%	0.7%	0.7%
% of FP17s Relating to Continuations	2	4,994	0.0%	0.6%	0.7%
% of Patients satisfied with the dentistry they have received	25	25	100.0%	94.6%	93.6%
% of Patients satisfied with the time they had to wait for an appointment	22	25	88.0%	89.3%	88.1%

* This is based on patients treated on this contract for their most recent course of treatment. Figures in italics indicate the base number of FP17s or Patient Questionnaire responses are less than 100. N/A is shown where the base number of responses is less than 10 during the period. % is calculated as Quantity/Base number*100

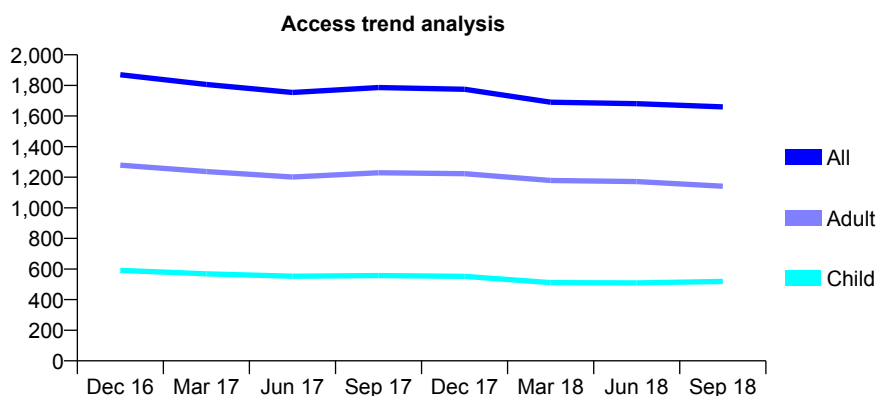
7A6 - Vital Signs At a Glance Contract Report for 190535/0001 - September 2018

Name or company name	Cwmbran Dental Spa
Contract type name	GDS Contract
Purpose of contract	General
Contract start date	01/04/2012
Contract end date	

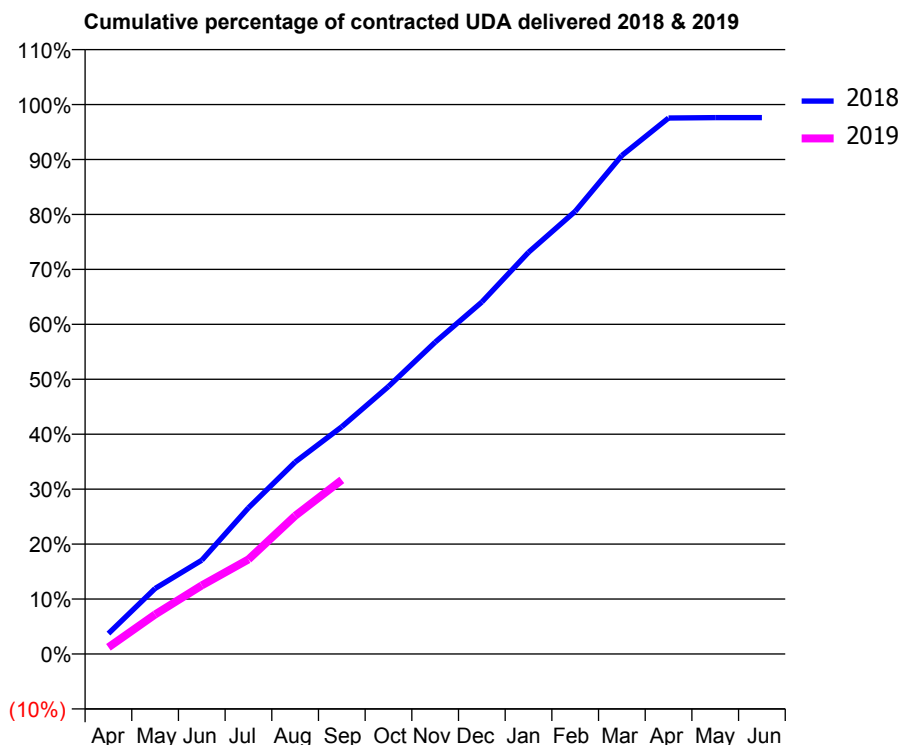
18/19 Contracted general activity (UDA)	7,032
Carry forward general activity (UDA)	141
18/19 Contracted orthodontic activity (UOA)	0
Carry forward orthodontic activity (UOA)	0
Baseline contract value	£176,379.50

ACCESS*

Patients seen in 24 months	Total	Change since previous quarter
Quarter ending September 2017	1,786	
Quarter ending December 2017	1,775	→
Quarter ending March 2018	1,690	↓
Quarter ending June 2018	1,681	→
Quarter ending September 2018	1,660	↓
Variance since September 2017	(7.1%)	↓



ACTIVITY



Month	Adjusted Scheduled Activity (UDA)	
	2018	2019
April	226	86
May	725	506
June	1,038	878
July	1,618	1,211
August	2,124	1,768
September	2,515	2,229
October	2,962	
November	3,451	
December	3,896	
January	4,447	
February	4,899	
March	5,518	
April	5,932	
May	5,936	
June	5,936	

QUALITY

	Quantity	Base Number	Contract	LHB	Wales
% of FP17s for the same patient ID Re-attending within 3 months - Children	24	429	5.6%	8.6%	10.9%
% of FP17s for the same patient ID Re-attending within 3 months - Adults	127	924	13.7%	14.4%	15.6%
% of FP17s for the same patient ID Re-attending between 3 & 9 months - Children	243	429	56.6%	58.4%	59.4%
% of FP17s for the same patient ID Re-attending between 3 & 9 months - Adults	537	924	58.1%	55.1%	55.5%
% of FP17s for Band 1 Urgent Courses	83	1,238	6.7%	9.1%	8.9%
% of FP17s Relating to Free Repair or Replacements	13	1,238	1.1%	0.7%	0.7%
% of FP17s Relating to Continuations	11	1,238	0.9%	0.6%	0.7%
% of Patients satisfied with the dentistry they have received	4	4	N/A	94.6%	93.6%
% of Patients satisfied with the time they had to wait for an appointment	4	4	N/A	89.3%	88.1%

* This is based on patients treated on this contract for their most recent course of treatment. Figures in italics indicate the base number of FP17s or Patient Questionnaire responses are less than 100. N/A is shown where the base number of responses is less than 10 during the period. % is calculated as Quantity/Base number*100

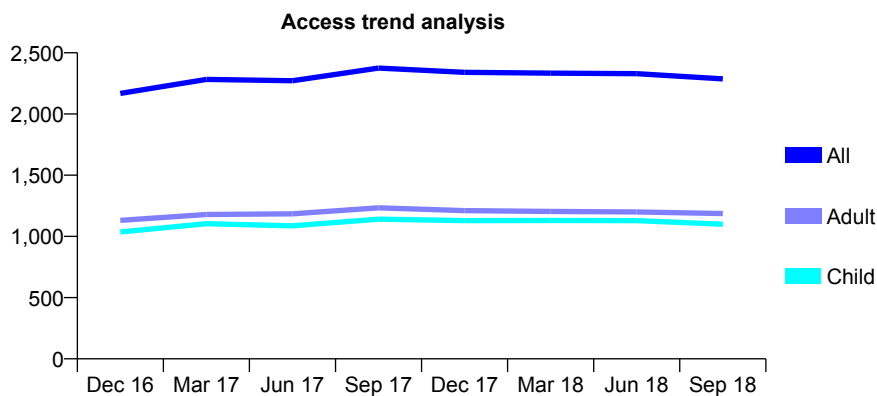
7A6 - Vital Signs At a Glance Contract Report for 194034/0001 - September 2018

Name or company name	Melin Ltd
Contract type name	GDS Contract
Purpose of contract	General and Orthodontic
Contract start date	01/03/2011
Contract end date	

18/19 Contracted general activity (UDA)	7,446
Carry forward general activity (UDA)	-372
18/19 Contracted orthodontic activity (UOA)	1,579
Carry forward orthodontic activity (UOA)	-87
Baseline contract value	£265,835.87

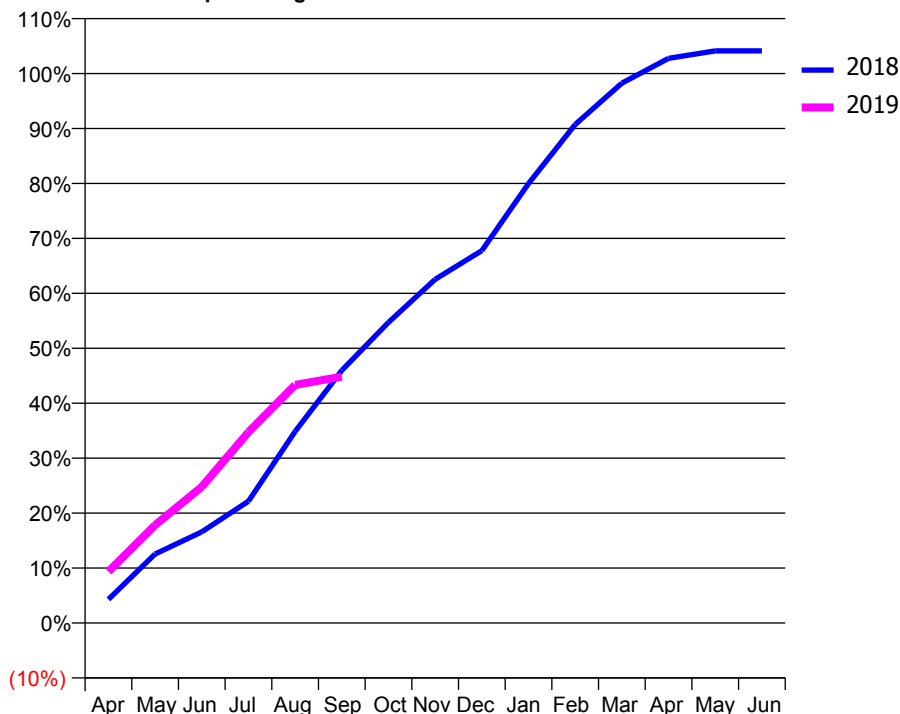
ACCESS*

Patients seen in 24 months	Total	Change since previous quarter
Quarter ending September 2017	2,375	
Quarter ending December 2017	2,340	↓
Quarter ending March 2018	2,334	→
Quarter ending June 2018	2,329	→
Quarter ending September 2018	2,287	↓
Variance since September 2017	(3.7%)	↓



ACTIVITY

Cumulative percentage of contracted UDA delivered 2018 & 2019



Month	Adjusted Scheduled Activity (UDA)	
	2018	2019
April	321	697
May	935	1,327
June	1,234	1,847
July	1,651	2,586
August	2,596	3,227
September	3,423	3,337
October	4,073	
November	4,658	
December	5,045	
January	5,955	
February	6,754	
March	7,314	
April	7,652	
May	7,753	
June	7,753	

QUALITY

	Quantity	Base Number	Contract	LHB	Wales
% of FP17s for the same patient ID Re-attending within 3 months - Children	178	1,105	16.1%	8.6%	10.9%
% of FP17s for the same patient ID Re-attending within 3 months - Adults	195	944	20.7%	14.4%	15.6%
% of FP17s for the same patient ID Re-attending between 3 & 9 months - Children	657	1,105	59.5%	58.4%	59.4%
% of FP17s for the same patient ID Re-attending between 3 & 9 months - Adults	604	944	64.0%	55.1%	55.5%
% of FP17s for Band 1 Urgent Courses	67	1,586	4.2%	9.1%	8.9%
% of FP17s Relating to Free Repair or Replacements	4	1,586	0.3%	0.7%	0.7%
% of FP17s Relating to Continuations	2	1,586	0.1%	0.6%	0.7%
% of Patients satisfied with the dentistry they have received	3	4	N/A	94.6%	93.6%
% of Patients satisfied with the time they had to wait for an appointment	4	4	N/A	89.3%	88.1%

* This is based on patients treated on this contract for their most recent course of treatment. Figures in italics indicate the base number of FP17s or Patient Questionnaire responses are less than 100. N/A is shown where the base number of responses is less than 10 during the period. % is calculated as Quantity/Base number*100

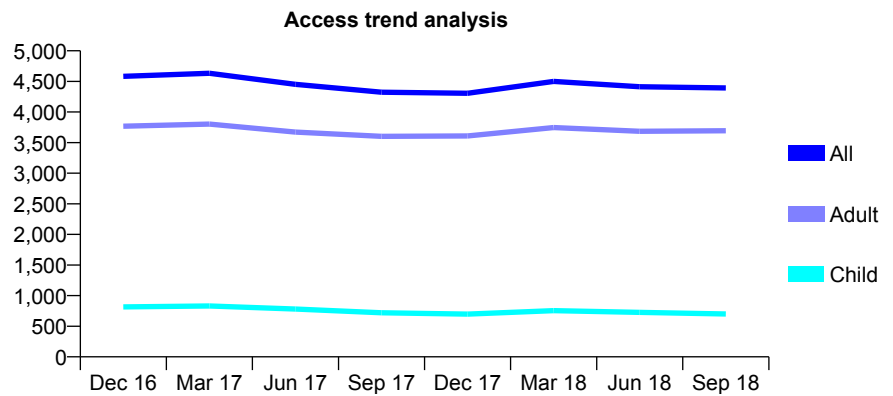
7A6 - Vital Signs At a Glance Contract Report for 197599/0001 - September 2018

Name or company name	Ali Jahanfar & Regina Appah
Contract type name	GDS Contract
Purpose of contract	General
Contract start date	01/12/2009
Contract end date	

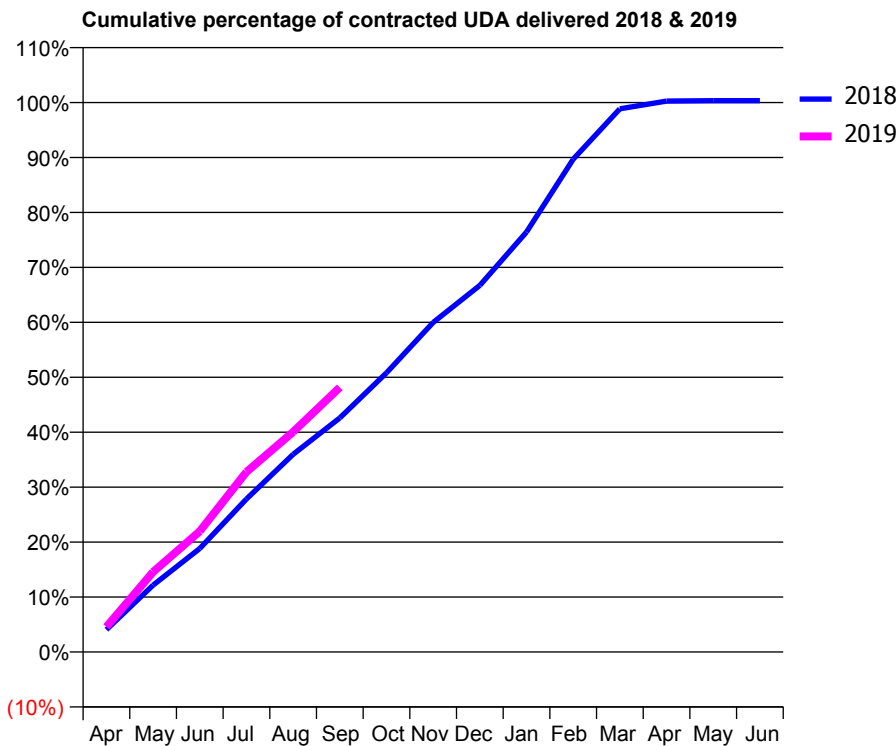
18/19 Contracted general activity (UDA)	13,299
Carry forward general activity (UDA)	-47
18/19 Contracted orthodontic activity (UOA)	0
Carry forward orthodontic activity (UOA)	0
Baseline contract value	£306,631.98

ACCESS*

Patients seen in 24 months	Total	Change since previous quarter
Quarter ending September 2017	4,323	
Quarter ending December 2017	4,307	→
Quarter ending March 2018	4,500	↑
Quarter ending June 2018	4,412	↓
Quarter ending September 2018	4,394	→
Variance since September 2017	1.6%	→



ACTIVITY



Month	Adjusted Scheduled Activity (UDA)	
	2018	2019
April	541	608
May	1,618	1,938
June	2,506	2,923
July	3,704	4,360
August	4,783	5,327
September	5,665	6,404
October	6,758	
November	7,976	
December	8,875	
January	10,165	
February	11,928	
March	13,148	
April	13,332	
May	13,344	
June	13,344	

QUALITY

	Quantity	Base Number	Contract	LHB	Wales
% of FP17s for the same patient ID Re-attending within 3 months - Children	50	474	10.5%	8.6%	10.9%
% of FP17s for the same patient ID Re-attending within 3 months - Adults	284	2,451	11.6%	14.4%	15.6%
% of FP17s for the same patient ID Re-attending between 3 & 9 months - Children	229	474	48.3%	58.4%	59.4%
% of FP17s for the same patient ID Re-attending between 3 & 9 months - Adults	1,193	2,451	48.7%	55.1%	55.5%
% of FP17s for Band 1 Urgent Courses	256	2,864	8.9%	9.1%	8.9%
% of FP17s Relating to Free Repair or Replacements	51	2,864	1.8%	0.7%	0.7%
% of FP17s Relating to Continuations	28	2,864	1.0%	0.6%	0.7%
% of Patients satisfied with the dentistry they have received	7	7	N/A	94.6%	93.6%
% of Patients satisfied with the time they had to wait for an appointment	7	7	N/A	89.3%	88.1%

* This is based on patients treated on this contract for their most recent course of treatment. Figures in italics indicate the base number of FP17s or Patient Questionnaire responses are less than 100. N/A is shown where the base number of responses is less than 10 during the period. % is calculated as Quantity/Base number*100

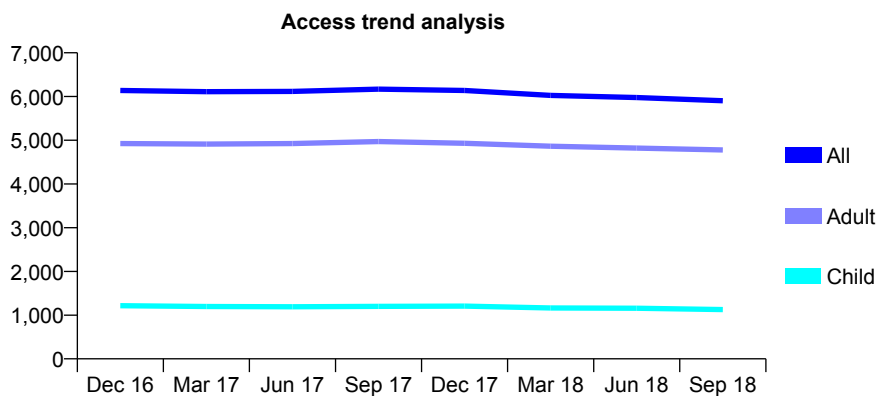
7A6 - Vital Signs At a Glance Contract Report for 199273/0001 - September 2018

Name or company name	Risca Dental Practice Limited
Contract type name	GDS Contract
Purpose of contract	General
Contract start date	01/09/2012
Contract end date	

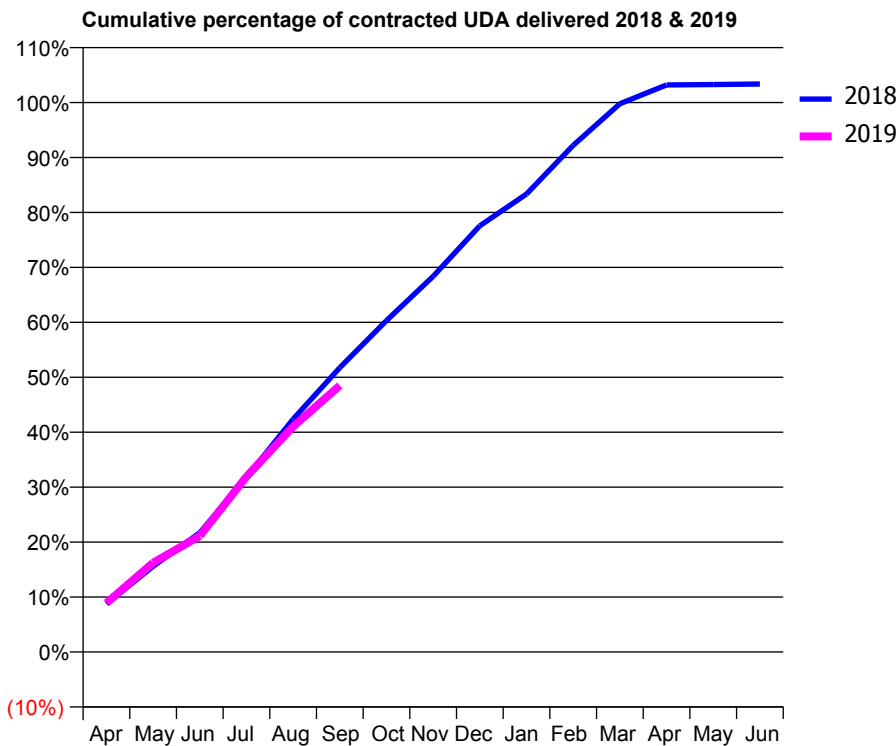
18/19 Contracted general activity (UDA)	18,412
Carry forward general activity (UDA)	-642
18/19 Contracted orthodontic activity (UOA)	0
Carry forward orthodontic activity (UOA)	0
Baseline contract value	£469,613.70

ACCESS*

Patients seen in 24 months	Total	Change since previous quarter
Quarter ending September 2017	6,169	
Quarter ending December 2017	6,137	→
Quarter ending March 2018	6,027	↓
Quarter ending June 2018	5,978	→
Quarter ending September 2018	5,905	↓
Variance since September 2017	(4.3%)	↓



ACTIVITY



Month	Adjusted Scheduled Activity (UDA)	
	2018	2019
April	1,613	1,641
May	2,870	2,991
June	3,997	3,890
July	5,860	5,879
August	7,806	7,551
September	9,528	8,927
October	11,107	
November	12,589	
December	14,282	
January	15,344	
February	16,977	
March	18,369	
April	19,001	
May	19,014	
June	19,030	

QUALITY

	Quantity	Base Number	Contract	LHB	Wales
% of FP17s for the same patient ID Re-attending within 3 months - Children	57	909	6.3%	8.6%	10.9%
% of FP17s for the same patient ID Re-attending within 3 months - Adults	555	3,666	15.1%	14.4%	15.6%
% of FP17s for the same patient ID Re-attending between 3 & 9 months - Children	619	909	68.1%	58.4%	59.4%
% of FP17s for the same patient ID Re-attending between 3 & 9 months - Adults	1,921	3,666	52.4%	55.1%	55.5%
% of FP17s for Band 1 Urgent Courses	492	4,266	11.5%	9.1%	8.9%
% of FP17s Relating to Free Repair or Replacements	24	4,266	0.6%	0.7%	0.7%
% of FP17s Relating to Continuations	28	4,266	0.7%	0.6%	0.7%
% of Patients satisfied with the dentistry they have received	8	10	80.0%	94.6%	93.6%
% of Patients satisfied with the time they had to wait for an appointment	9	10	90.0%	89.3%	88.1%

* This is based on patients treated on this contract for their most recent course of treatment. Figures in italics indicate the base number of FP17s or Patient Questionnaire responses are less than 100. N/A is shown where the base number of responses is less than 10 during the period. % is calculated as Quantity/Base number*100

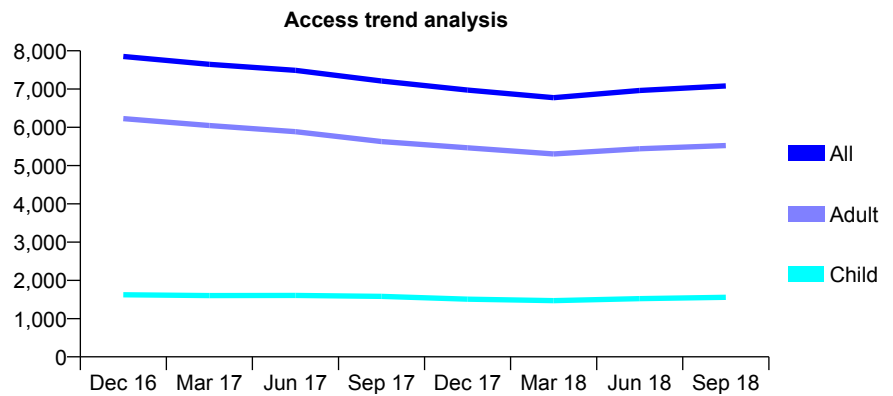
7A6 - Vital Signs At a Glance Contract Report for 199915/0004 - September 2018

Name or company name	IDH 441 to 444 Ltd
Contract type name	GDS Contract
Purpose of contract	General
Contract start date	01/04/2010
Contract end date	

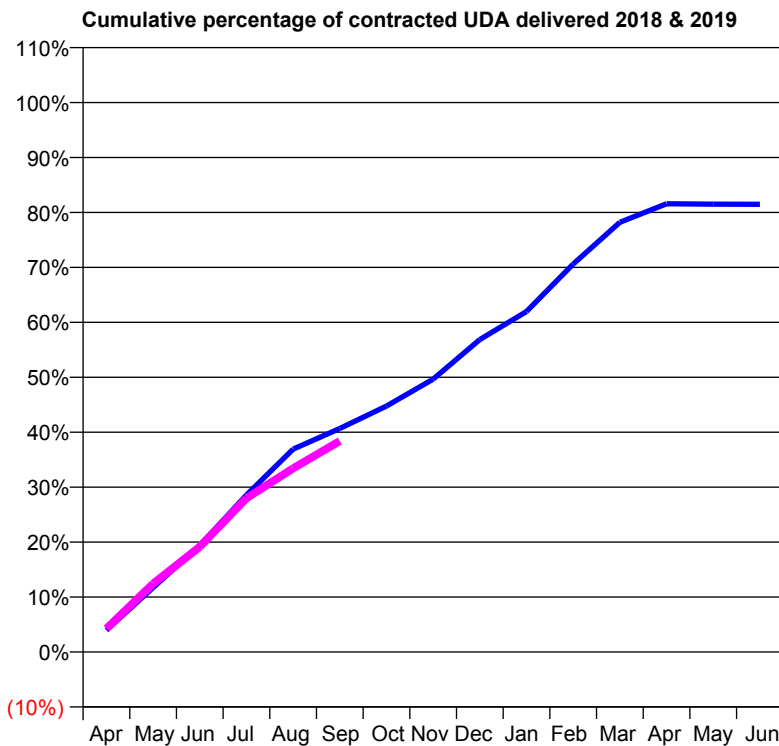
18/19 Contracted general activity (UDA)	26,938
Carry forward general activity (UDA)	0
18/19 Contracted orthodontic activity (UOA)	0
Carry forward orthodontic activity (UOA)	0
Baseline contract value	£653,041.37

ACCESS*

Patients seen in 24 months	Total	Change since previous quarter
Quarter ending September 2017	7,211	
Quarter ending December 2017	6,973	↓
Quarter ending March 2018	6,774	↓
Quarter ending June 2018	6,963	↑
Quarter ending September 2018	7,080	→
Variance since September 2017	(1.8%)	↓



ACTIVITY



Month	Adjusted Scheduled Activity (UDA)	
	2018	2019
April	970	1,147
May	2,874	3,348
June	4,753	5,160
July	7,001	7,538
August	9,045	9,005
September	9,968	10,343
October	10,964	
November	12,170	
December	13,932	
January	15,184	
February	17,296	
March	19,161	
April	19,988	
May	19,966	
June	19,961	

QUALITY

	Quantity	Base Number	Contract	LHB	Wales
% of FP17s for the same patient ID Re-attending within 3 months - Children	48	1,056	4.5%	8.6%	10.9%
% of FP17s for the same patient ID Re-attending within 3 months - Adults	220	3,563	6.2%	14.4%	15.6%
% of FP17s for the same patient ID Re-attending between 3 & 9 months - Children	465	1,056	44.0%	58.4%	59.4%
% of FP17s for the same patient ID Re-attending between 3 & 9 months - Adults	1,548	3,563	43.4%	55.1%	55.5%
% of FP17s for Band 1 Urgent Courses	79	4,308	1.8%	9.1%	8.9%
% of FP17s Relating to Free Repair or Replacements	22	4,308	0.5%	0.7%	0.7%
% of FP17s Relating to Continuations	52	4,308	1.2%	0.6%	0.7%
% of Patients satisfied with the dentistry they have received	12	12	100.0%	94.6%	93.6%
% of Patients satisfied with the time they had to wait for an appointment	10	12	83.3%	89.3%	88.1%

* This is based on patients treated on this contract for their most recent course of treatment. Figures in italics indicate the base number of FP17s or Patient Questionnaire responses are less than 100. N/A is shown where the base number of responses is less than 10 during the period. % is calculated as Quantity/Base number*100

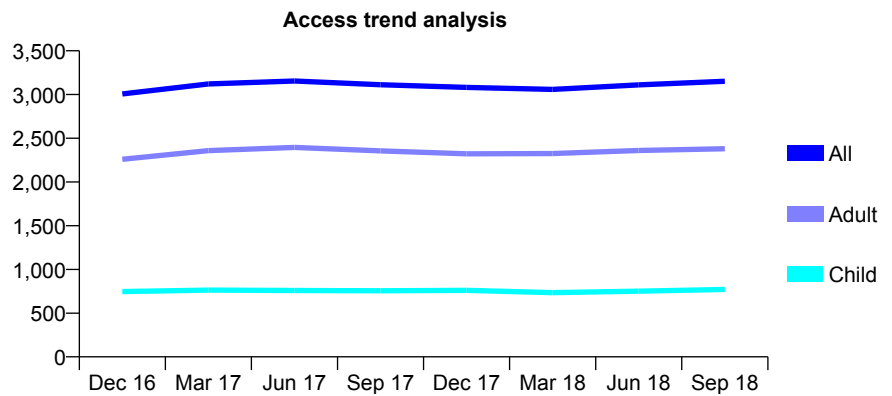
7A6 - Vital Signs At a Glance Contract Report for 220566/0001 - September 2018

Name or company name	MR EH CRONIN
Contract type name	GDS Contract
Purpose of contract	General
Contract start date	01/10/2007
Contract end date	

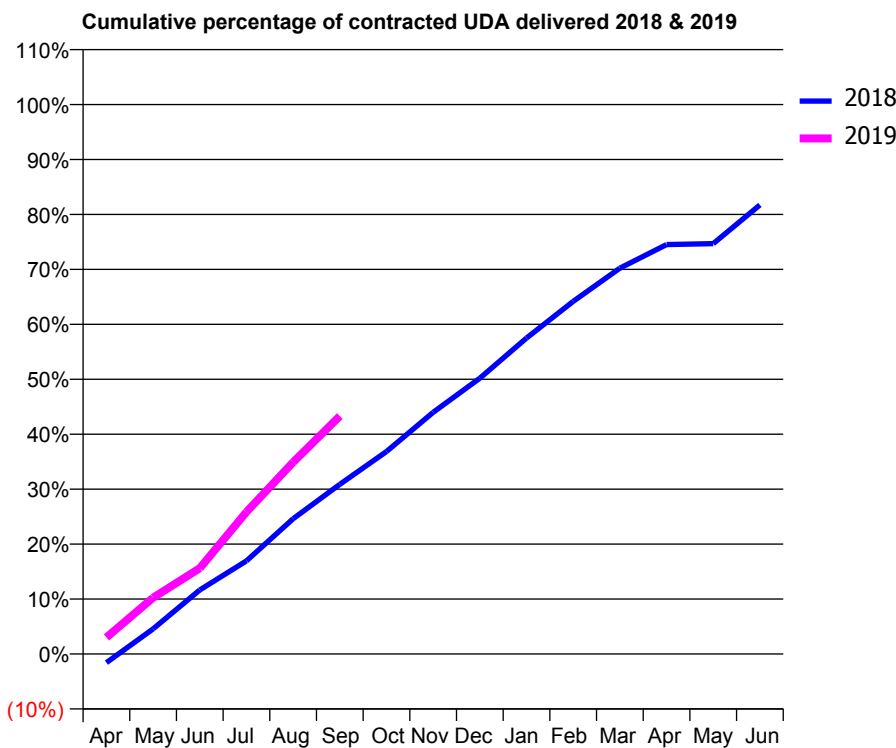
18/19 Contracted general activity (UDA)	9,166
Carry forward general activity (UDA)	0
18/19 Contracted orthodontic activity (UOA)	0
Carry forward orthodontic activity (UOA)	0
Baseline contract value	£219,818.73

ACCESS*

Patients seen in 24 months	Total	Change since previous quarter
Quarter ending September 2017	3,112	
Quarter ending December 2017	3,082	→
Quarter ending March 2018	3,059	→
Quarter ending June 2018	3,111	→
Quarter ending September 2018	3,151	→
Variance since September 2017	1.3%	→



ACTIVITY



Month	Adjusted Scheduled Activity (UDA)	
	2018	2019
April	-146	276
May	420	940
June	1,068	1,432
July	1,554	2,369
August	2,257	3,201
September	2,830	3,970
October	3,379	
November	4,031	
December	4,601	
January	5,270	
February	5,881	
March	6,435	
April	6,829	
May	6,845	
June	7,490	

QUALITY

	Quantity	Base Number	Contract	LHB	Wales
% of FP17s for the same patient ID Re-attending within 3 months - Children	30	589	5.1%	8.6%	10.9%
% of FP17s for the same patient ID Re-attending within 3 months - Adults	199	1,675	11.9%	14.4%	15.6%
% of FP17s for the same patient ID Re-attending between 3 & 9 months - Children	278	589	47.2%	58.4%	59.4%
% of FP17s for the same patient ID Re-attending between 3 & 9 months - Adults	680	1,675	40.6%	55.1%	55.5%
% of FP17s for Band 1 Urgent Courses	103	1,916	5.4%	9.1%	8.9%
% of FP17s Relating to Free Repair or Replacements	9	1,916	0.5%	0.7%	0.7%
% of FP17s Relating to Continuations	23	1,916	1.2%	0.6%	0.7%
% of Patients satisfied with the dentistry they have received	4	5	N/A	94.6%	93.6%
% of Patients satisfied with the time they had to wait for an appointment	3	5	N/A	89.3%	88.1%

* This is based on patients treated on this contract for their most recent course of treatment. Figures in italics indicate the base number of FP17s or Patient Questionnaire responses are less than 100. N/A is shown where the base number of responses is less than 10 during the period. % is calculated as Quantity/Base number*100

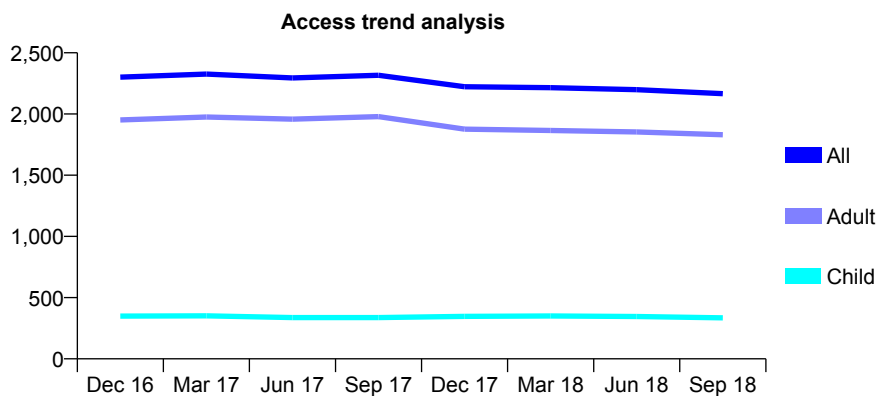
7A6 - Vital Signs At a Glance Contract Report for 234567/0001 - September 2018

Name or company name	MR PA HAWKINS
Contract type name	GDS Contract
Purpose of contract	General
Contract start date	01/04/2006
Contract end date	

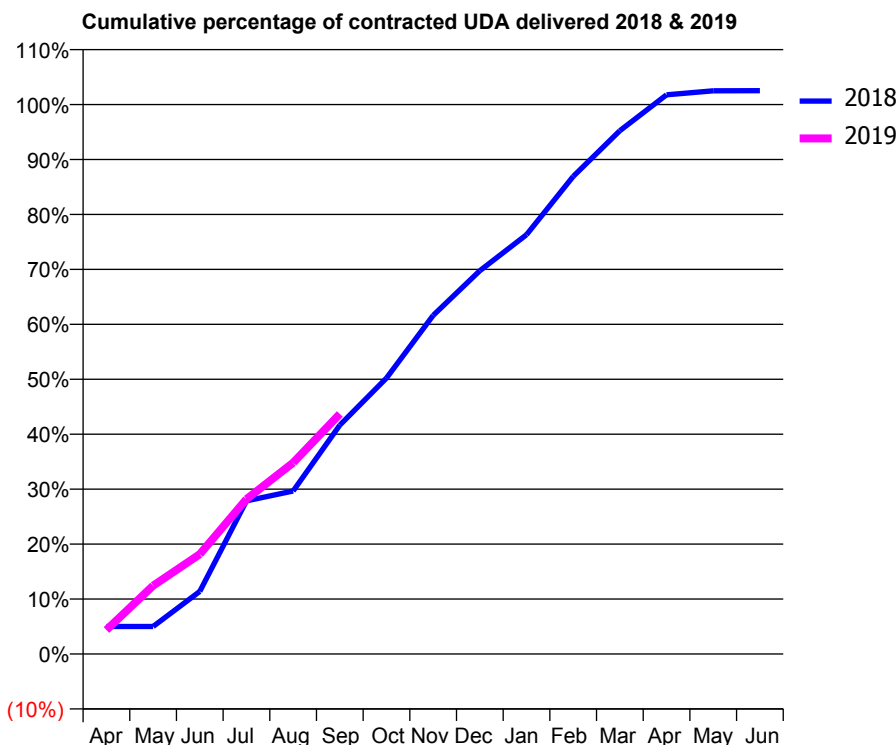
18/19 Contracted general activity (UDA)	5,678
Carry forward general activity (UDA)	-164
18/19 Contracted orthodontic activity (UOA)	0
Carry forward orthodontic activity (UOA)	0
Baseline contract value	£141,863.06

ACCESS*

Patients seen in 24 months	Total	Change since previous quarter
Quarter ending September 2017	2,316	
Quarter ending December 2017	2,223	↓
Quarter ending March 2018	2,215	→
Quarter ending June 2018	2,199	→
Quarter ending September 2018	2,166	↓
Variance since September 2017	(6.5%)	↓



ACTIVITY



Month	Adjusted Scheduled Activity (UDA)	
	2018	2019
April	284	249
May	284	707
June	648	1,031
July	1,582	1,600
August	1,684	1,976
September	2,366	2,480
October	2,851	
November	3,499	
December	3,960	
January	4,333	
February	4,935	
March	5,407	
April	5,778	
May	5,820	
June	5,821	

QUALITY

	Quantity	Base Number	Contract	LHB	Wales
% of FP17s for the same patient ID Re-attending within 3 months - Children	18	237	7.6%	8.6%	10.9%
% of FP17s for the same patient ID Re-attending within 3 months - Adults	233	1,266	18.4%	14.4%	15.6%
% of FP17s for the same patient ID Re-attending between 3 & 9 months - Children	124	237	52.3%	58.4%	59.4%
% of FP17s for the same patient ID Re-attending between 3 & 9 months - Adults	523	1,266	41.3%	55.1%	55.5%
% of FP17s for Band 1 Urgent Courses	177	1,262	14.0%	9.1%	8.9%
% of FP17s Relating to Free Repair or Replacements	13	1,262	1.0%	0.7%	0.7%
% of FP17s Relating to Continuations	6	1,262	0.5%	0.6%	0.7%
% of Patients satisfied with the dentistry they have received	2	3	N/A	94.6%	93.6%
% of Patients satisfied with the time they had to wait for an appointment	1	3	N/A	89.3%	88.1%

* This is based on patients treated on this contract for their most recent course of treatment. Figures in italics indicate the base number of FP17s or Patient Questionnaire responses are less than 100. N/A is shown where the base number of responses is less than 10 during the period. % is calculated as Quantity/Base number*100

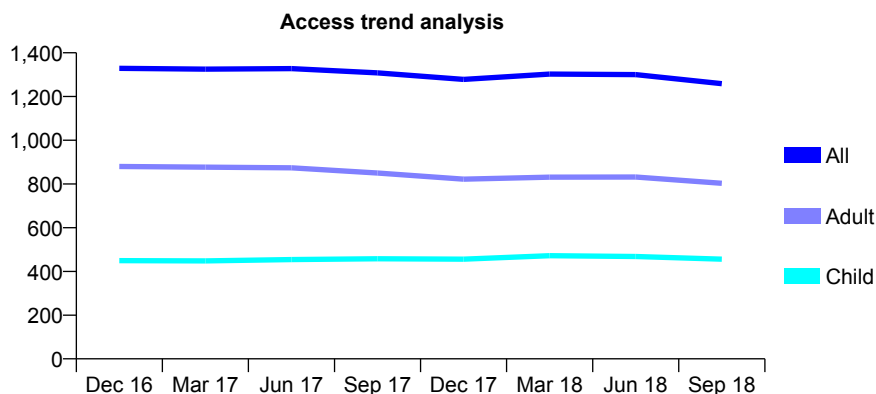
7A6 - Vital Signs At a Glance Contract Report for 245941/0001 - September 2018

Name or company name	MR KR HASTINGS
Contract type name	GDS Contract
Purpose of contract	General
Contract start date	01/04/2006
Contract end date	

18/19 Contracted general activity (UDA)	3,433
Carry forward general activity (UDA)	-97
18/19 Contracted orthodontic activity (UOA)	0
Carry forward orthodontic activity (UOA)	0
Baseline contract value	£95,045.03

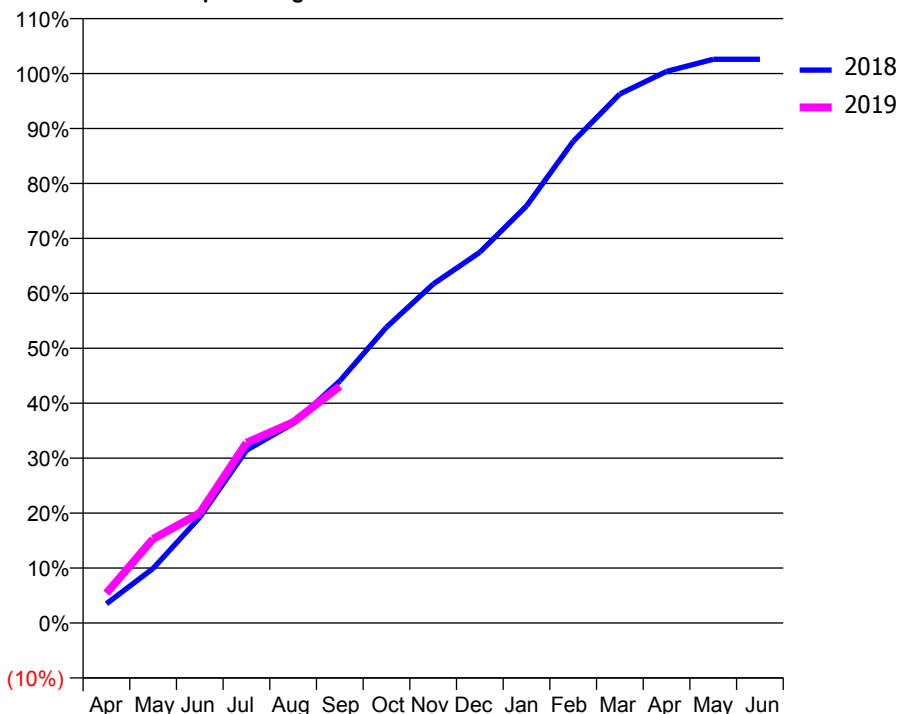
ACCESS*

Patients seen in 24 months	Total	Change since previous quarter
Quarter ending September 2017	1,308	
Quarter ending December 2017	1,278	↓
Quarter ending March 2018	1,303	→
Quarter ending June 2018	1,300	→
Quarter ending September 2018	1,259	↓
Variance since September 2017	(3.7%)	↓



ACTIVITY

Cumulative percentage of contracted UDA delivered 2018 & 2019



Adjusted Scheduled Activity (UDA)

Month	2018	2019
April	120	187
May	341	526
June	660	687
July	1,079	1,126
August	1,247	1,255
September	1,513	1,479
October	1,848	
November	2,117	
December	2,316	
January	2,605	
February	3,009	
March	3,305	
April	3,446	
May	3,522	
June	3,522	

QUALITY

	Quantity	Base Number	Contract	LHB	Wales
% of FP17s for the same patient ID Re-attending within 3 months - Children	22	253	8.7%	8.6%	10.9%
% of FP17s for the same patient ID Re-attending within 3 months - Adults	97	414	23.4%	14.4%	15.6%
% of FP17s for the same patient ID Re-attending between 3 & 9 months - Children	98	253	38.7%	58.4%	59.4%
% of FP17s for the same patient ID Re-attending between 3 & 9 months - Adults	132	414	31.9%	55.1%	55.5%
% of FP17s for Band 1 Urgent Courses	103	597	17.3%	9.1%	8.9%
% of FP17s Relating to Free Repair or Replacements	0	597	0.0%	0.7%	0.7%
% of FP17s Relating to Continuations	9	597	1.5%	0.6%	0.7%
% of Patients satisfied with the dentistry they have received	2	2	N/A	94.6%	93.6%
% of Patients satisfied with the time they had to wait for an appointment	2	2	N/A	89.3%	88.1%

* This is based on patients treated on this contract for their most recent course of treatment. Figures in italics indicate the base number of FP17s or Patient Questionnaire responses are less than 100. N/A is shown where the base number of responses is less than 10 during the period. % is calculated as Quantity/Base number*100

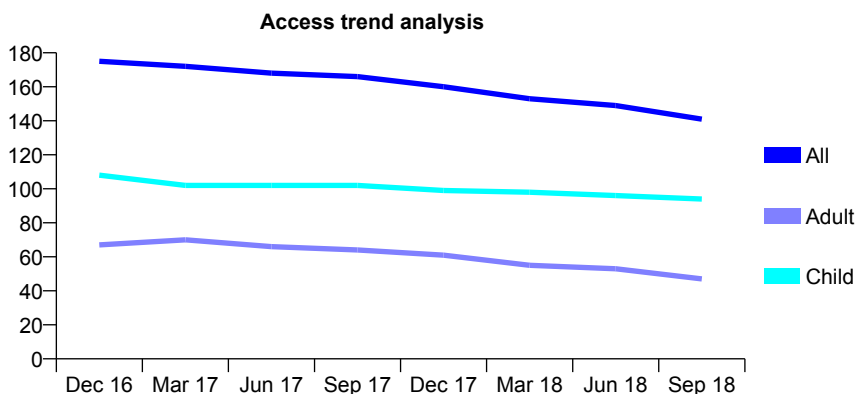
7A6 - Vital Signs At a Glance Contract Report for 254088/0001 - September 2018

Name or company name	MR SG LODGE
Contract type name	GDS Contract
Purpose of contract	General
Contract start date	01/04/2006
Contract end date	

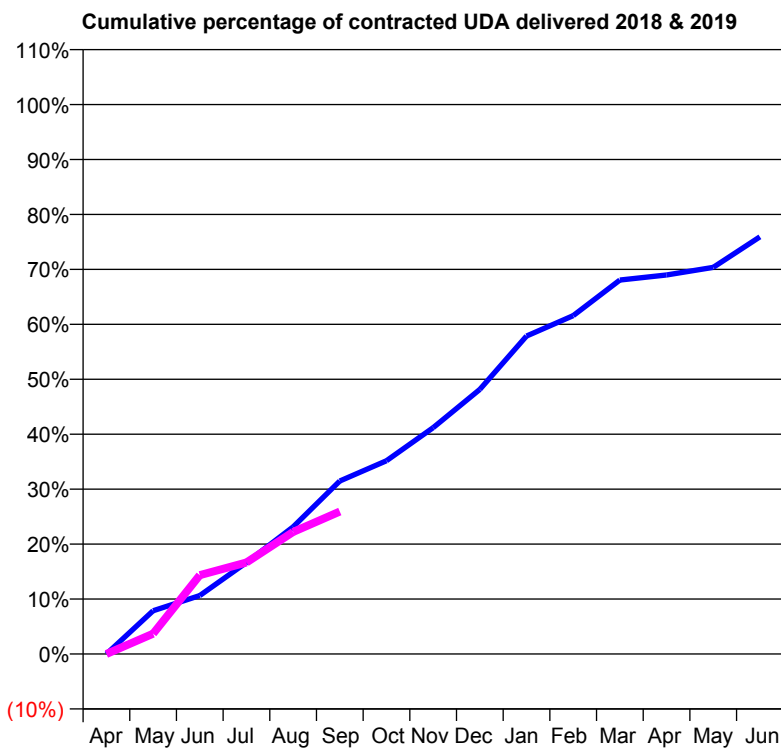
18/19 Contracted general activity (UDA)	216
Carry forward general activity (UDA)	0
18/19 Contracted orthodontic activity (UOA)	0
Carry forward orthodontic activity (UOA)	0
Baseline contract value	£4,979.78

ACCESS*

Patients seen in 24 months	Total	Change since previous quarter
Quarter ending September 2017	166	
Quarter ending December 2017	160	↓
Quarter ending March 2018	153	↓
Quarter ending June 2018	149	↓
Quarter ending September 2018	141	↓
Variance since September 2017	(15.1%)	↓



ACTIVITY



Month	Adjusted Scheduled Activity (UDA)	
	2018	2019
April	0	0
May	17	8
June	23	31
July	36	36
August	50	48
September	68	56
October	76	
November	89	
December	104	
January	125	
February	133	
March	147	
April	149	
May	152	
June	164	

QUALITY

	Quantity	Base Number	Contract	LHB	Wales
% of FP17s for the same patient ID Re-attending within 3 months - Children	1	45	2.2%	8.6%	10.9%
% of FP17s for the same patient ID Re-attending within 3 months - Adults	0	19	0.0%	14.4%	15.6%
% of FP17s for the same patient ID Re-attending between 3 & 9 months - Children	23	45	51.1%	58.4%	59.4%
% of FP17s for the same patient ID Re-attending between 3 & 9 months - Adults	13	19	68.4%	55.1%	55.5%
% of FP17s for Band 1 Urgent Courses	0	48	0.0%	9.1%	8.9%
% of FP17s Relating to Free Repair or Replacements	0	48	0.0%	0.7%	0.7%
% of FP17s Relating to Continuations	0	48	0.0%	0.6%	0.7%
% of Patients satisfied with the dentistry they have received	1	1	N/A	94.6%	93.6%
% of Patients satisfied with the time they had to wait for an appointment	1	1	N/A	89.3%	88.1%

* This is based on patients treated on this contract for their most recent course of treatment. Figures in italics indicate the base number of FP17s or Patient Questionnaire responses are less than 100. N/A is shown where the base number of responses is less than 10 during the period. % is calculated as Quantity/Base number*100

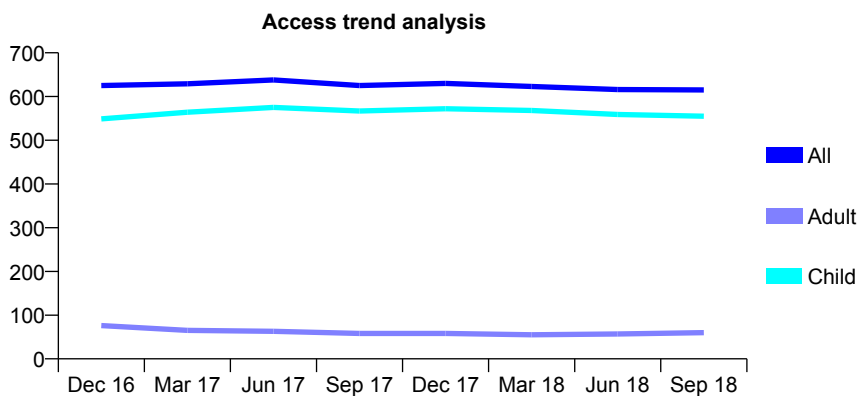
7A6 - Vital Signs At a Glance Contract Report for 264555/0001 - September 2018

Name or company name	MR BA BRUNSWICK
Contract type name	GDS Contract
Purpose of contract	General
Contract start date	01/09/2008
Contract end date	

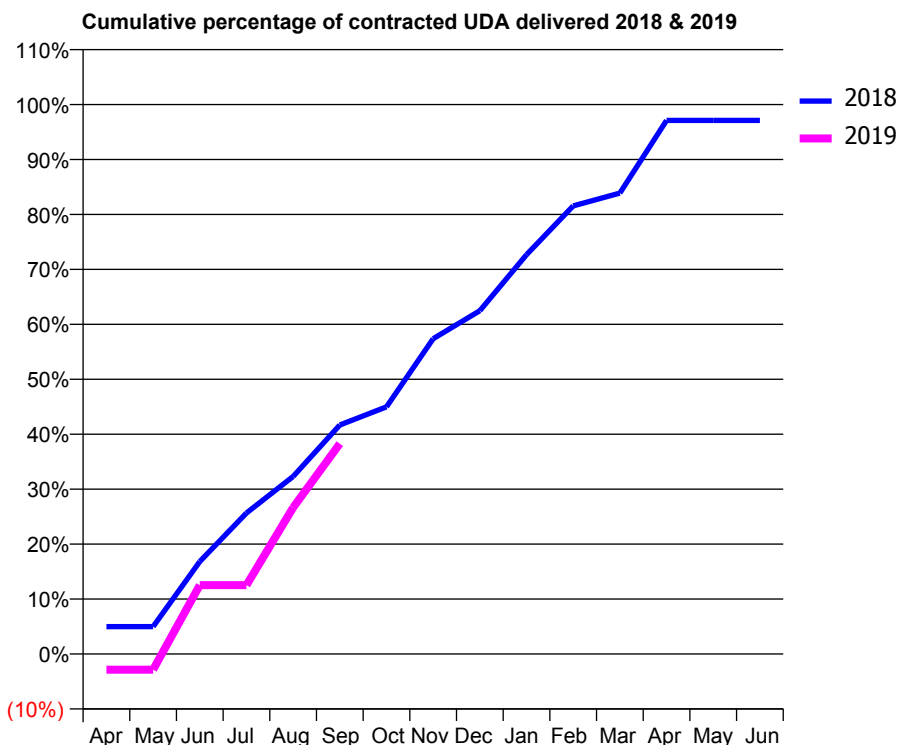
18/19 Contracted general activity (UDA)	1,041
Carry forward general activity (UDA)	30
18/19 Contracted orthodontic activity (UOA)	0
Carry forward orthodontic activity (UOA)	0
Baseline contract value	£26,816.41

ACCESS*

Patients seen in 24 months	Total	Change since previous quarter
Quarter ending September 2017	625	
Quarter ending December 2017	630	→
Quarter ending March 2018	623	↓
Quarter ending June 2018	616	↓
Quarter ending September 2018	615	→
Variance since September 2017	(1.6%)	↓



ACTIVITY



Month	Adjusted Scheduled Activity (UDA)	
	2018	2019
April	52	-30
May	52	-30
June	175	130
July	267	130
August	336	277
September	434	398
October	468	
November	597	
December	650	
January	756	
February	849	
March	873	
April	1,011	
May	1,011	
June	1,011	

QUALITY

	Quantity	Base Number	Contract	LHB	Wales
% of FP17s for the same patient ID Re-attending within 3 months - Children	9	439	2.1%	8.6%	10.9%
% of FP17s for the same patient ID Re-attending within 3 months - Adults	2	21	9.5%	14.4%	15.6%
% of FP17s for the same patient ID Re-attending between 3 & 9 months - Children	300	439	68.3%	58.4%	59.4%
% of FP17s for the same patient ID Re-attending between 3 & 9 months - Adults	12	21	57.1%	55.1%	55.5%
% of FP17s for Band 1 Urgent Courses	2	349	0.6%	9.1%	8.9%
% of FP17s Relating to Free Repair or Replacements	0	349	0.0%	0.7%	0.7%
% of FP17s Relating to Continuations	3	349	0.9%	0.6%	0.7%
% of Patients satisfied with the dentistry they have received	0	0	N/A	94.6%	93.6%
% of Patients satisfied with the time they had to wait for an appointment	0	0	N/A	89.3%	88.1%

* This is based on patients treated on this contract for their most recent course of treatment. Figures in italics indicate the base number of FP17s or Patient Questionnaire responses are less than 100. N/A is shown where the base number of responses is less than 10 during the period. % is calculated as Quantity/Base number*100

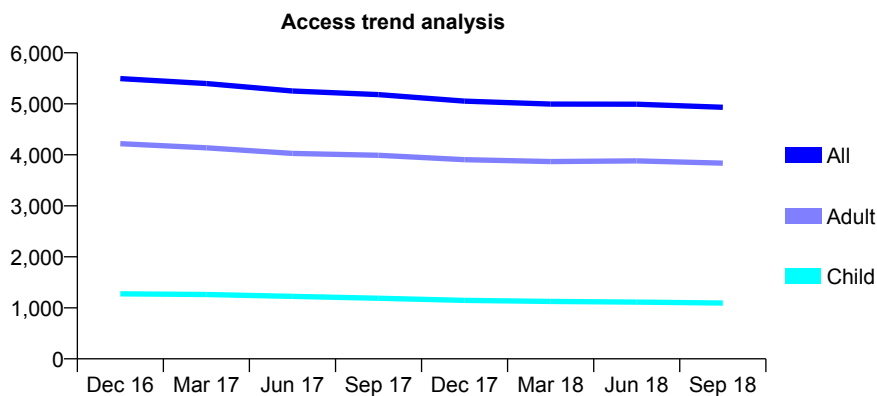
7A6 - Vital Signs At a Glance Contract Report for 269727/0002 - September 2018

Name or company name	Newport Dental Care Partnership
Contract type name	GDS Contract
Purpose of contract	General
Contract start date	01/08/2011
Contract end date	

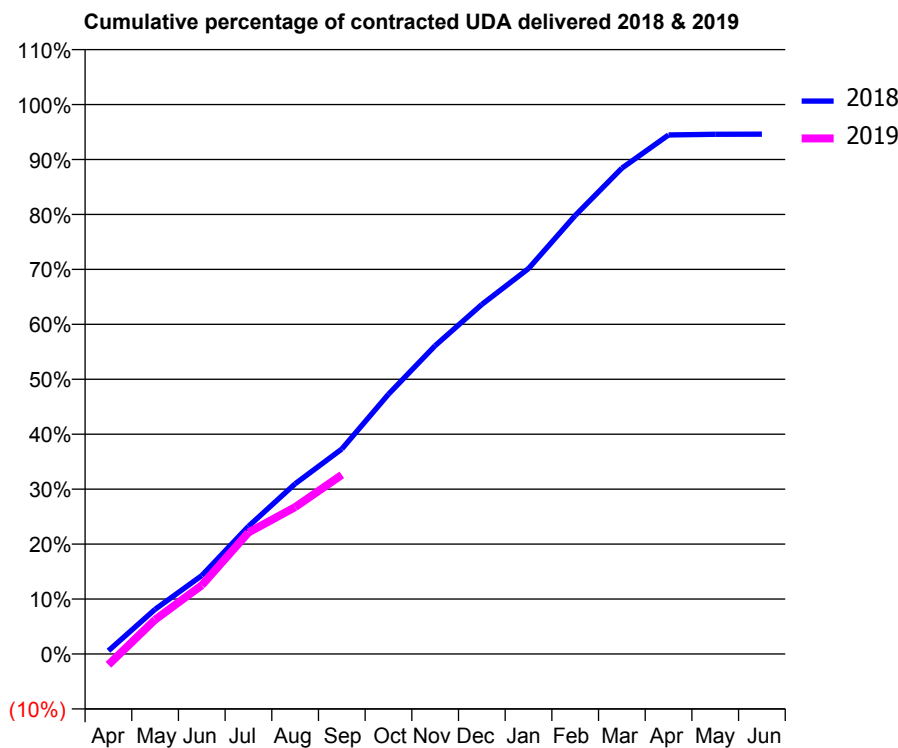
18/19 Contracted general activity (UDA)	15,746
Carry forward general activity (UDA)	837
18/19 Contracted orthodontic activity (UOA)	0
Carry forward orthodontic activity (UOA)	0
Baseline contract value	£391,548.93

ACCESS*

Patients seen in 24 months	Total	Change since previous quarter
Quarter ending September 2017	5,180	
Quarter ending December 2017	5,051	↓
Quarter ending March 2018	4,995	↓
Quarter ending June 2018	4,992	→
Quarter ending September 2018	4,931	↓
Variance since September 2017	(4.8%)	↓



ACTIVITY



Month	Adjusted Scheduled Activity (UDA)	
	2018	2019
April	95	-312
May	1,282	982
June	2,249	1,970
July	3,658	3,485
August	4,879	4,208
September	5,875	5,134
October	7,445	
November	8,837	
December	10,016	
January	11,044	
February	12,564	
March	13,921	
April	14,875	
May	14,893	
June	14,895	

QUALITY

	Quantity	Base Number	Contract	LHB	Wales
% of FP17s for the same patient ID Re-attending within 3 months - Children	56	713	7.9%	8.6%	10.9%
% of FP17s for the same patient ID Re-attending within 3 months - Adults	306	2,392	12.8%	14.4%	15.6%
% of FP17s for the same patient ID Re-attending between 3 & 9 months - Children	370	713	51.9%	58.4%	59.4%
% of FP17s for the same patient ID Re-attending between 3 & 9 months - Adults	1,131	2,392	47.3%	55.1%	55.5%
% of FP17s for Band 1 Urgent Courses	232	2,776	8.4%	9.1%	8.9%
% of FP17s Relating to Free Repair or Replacements	50	2,776	1.8%	0.7%	0.7%
% of FP17s Relating to Continuations	37	2,776	1.3%	0.6%	0.7%
% of Patients satisfied with the dentistry they have received	18	19	94.7%	94.6%	93.6%
% of Patients satisfied with the time they had to wait for an appointment	18	19	94.7%	89.3%	88.1%

* This is based on patients treated on this contract for their most recent course of treatment. Figures in italics indicate the base number of FP17s or Patient Questionnaire responses are less than 100. N/A is shown where the base number of responses is less than 10 during the period. % is calculated as Quantity/Base number*100

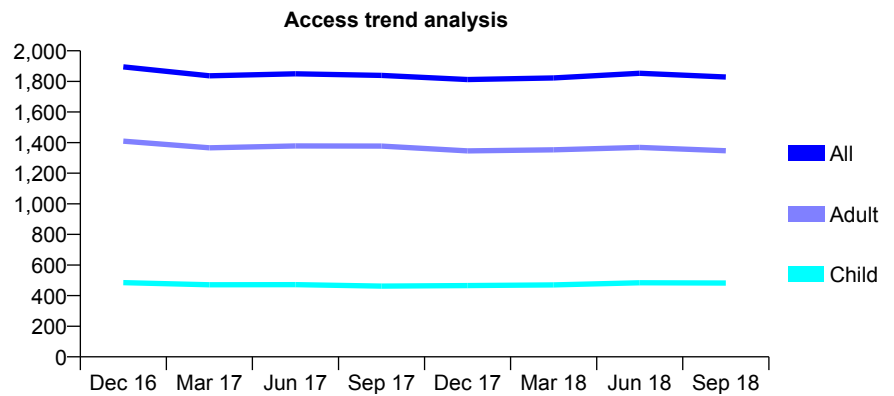
7A6 - Vital Signs At a Glance Contract Report for 297437/0001 - September 2018

Name or company name	MR TD WYSOME
Contract type name	GDS Contract
Purpose of contract	General
Contract start date	01/04/2012
Contract end date	

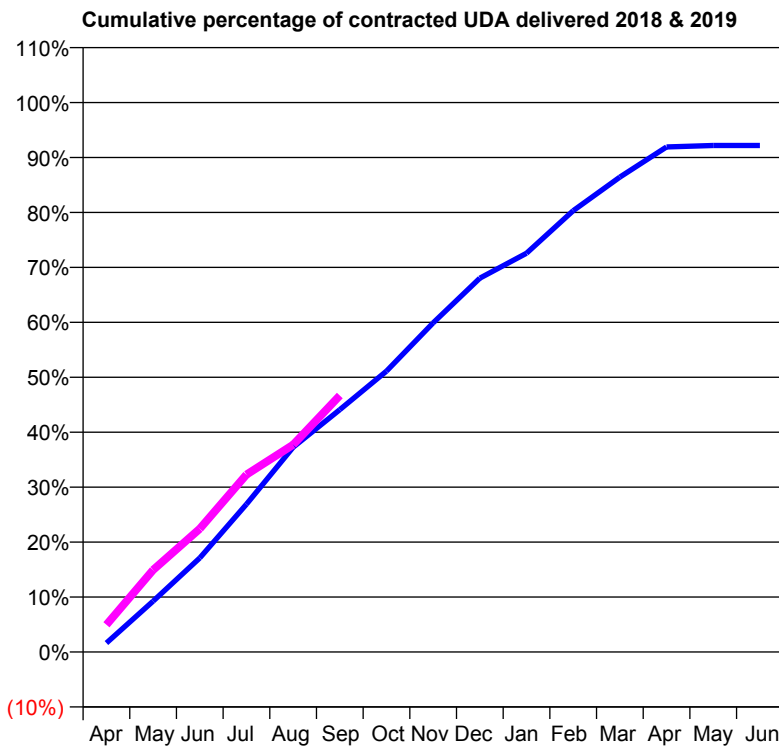
18/19 Contracted general activity (UDA)	6,800
Carry forward general activity (UDA)	0
18/19 Contracted orthodontic activity (UOA)	0
Carry forward orthodontic activity (UOA)	0
Baseline contract value	£244,824.79

ACCESS*

Patients seen in 24 months	Total	Change since previous quarter
Quarter ending September 2017	1,839	
Quarter ending December 2017	1,812	↓
Quarter ending March 2018	1,823	→
Quarter ending June 2018	1,853	→
Quarter ending September 2018	1,829	↓
Variance since September 2017	(0.5%)	→



ACTIVITY



Month	Adjusted Scheduled Activity (UDA)	
	2018	2019
April	111	337
May	629	1,016
June	1,164	1,526
July	1,828	2,196
August	2,534	2,565
September	3,000	3,174
October	3,476	
November	4,073	
December	4,626	
January	4,936	
February	5,460	
March	5,876	
April	6,251	
May	6,269	
June	6,268	

QUALITY

	Quantity	Base Number	Contract	LHB	Wales
% of FP17s for the same patient ID Re-attending within 3 months - Children	17	358	4.7%	8.6%	10.9%
% of FP17s for the same patient ID Re-attending within 3 months - Adults	166	978	17.0%	14.4%	15.6%
% of FP17s for the same patient ID Re-attending between 3 & 9 months - Children	180	358	50.3%	58.4%	59.4%
% of FP17s for the same patient ID Re-attending between 3 & 9 months - Adults	454	978	46.4%	55.1%	55.5%
% of FP17s for Band 1 Urgent Courses	76	1,184	6.4%	9.1%	8.9%
% of FP17s Relating to Free Repair or Replacements	3	1,184	0.3%	0.7%	0.7%
% of FP17s Relating to Continuations	6	1,184	0.5%	0.6%	0.7%
% of Patients satisfied with the dentistry they have received	5	5	N/A	94.6%	93.6%
% of Patients satisfied with the time they had to wait for an appointment	3	5	N/A	89.3%	88.1%

* This is based on patients treated on this contract for their most recent course of treatment. Figures in italics indicate the base number of FP17s or Patient Questionnaire responses are less than 100. N/A is shown where the base number of responses is less than 10 during the period. % is calculated as Quantity/Base number*100

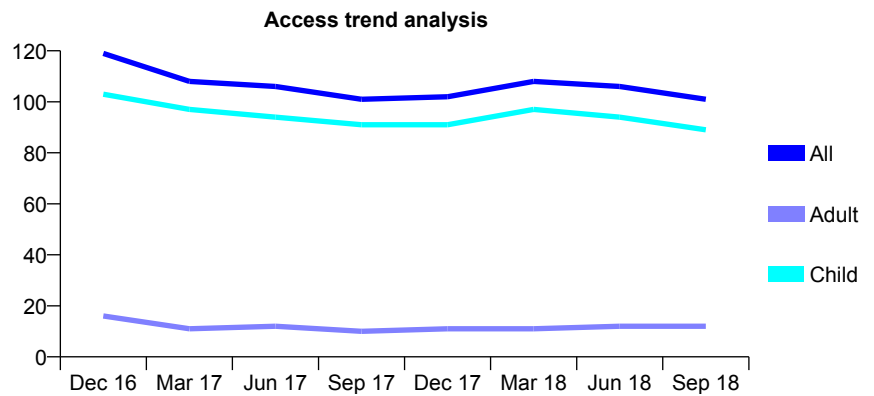
7A6 - Vital Signs At a Glance Contract Report for 302627/0002 - September 2018

Name or company name	MR RD ISAAC
Contract type name	GDS Contract
Purpose of contract	General
Contract start date	08/09/2013
Contract end date	

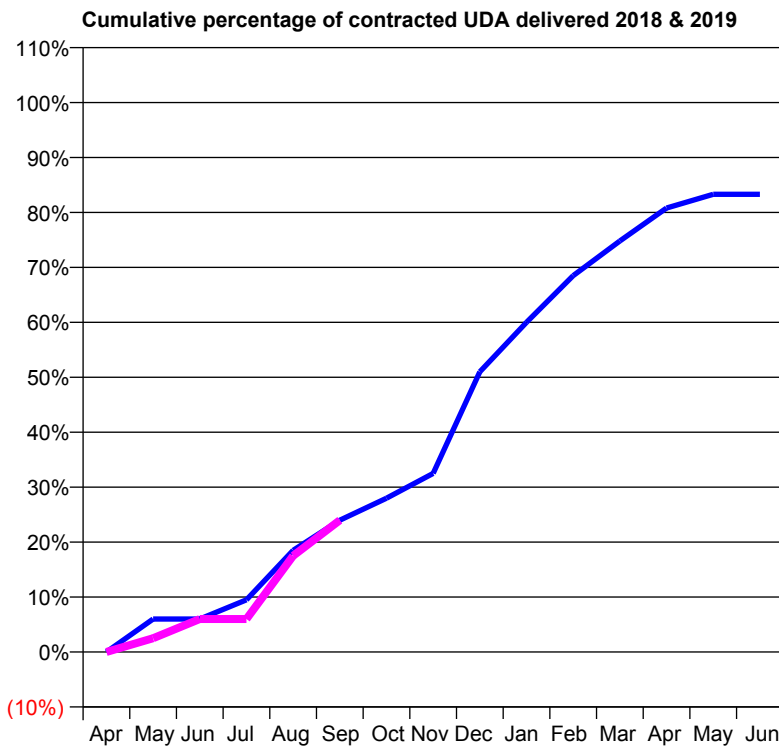
18/19 Contracted general activity (UDA)	200
Carry forward general activity (UDA)	0
18/19 Contracted orthodontic activity (UOA)	0
Carry forward orthodontic activity (UOA)	0
Baseline contract value	£4,347.21

ACCESS*

Patients seen in 24 months	Total	Change since previous quarter
Quarter ending September 2017	101	
Quarter ending December 2017	102	→
Quarter ending March 2018	108	↑
Quarter ending June 2018	106	↓
Quarter ending September 2018	101	↓
Variance since September 2017	0.0%	→



ACTIVITY



Month	Adjusted Scheduled Activity (UDA)	
	2018	2019
April	0	0
May	12	5
June	12	12
July	19	12
August	37	35
September	48	48
October	56	
November	65	
December	102	
January	120	
February	137	
March	150	
April	162	
May	167	
June	167	

QUALITY

	Quantity	Base Number	Contract	LHB	Wales
% of FP17s for the same patient ID Re-attending within 3 months - Children	1	56	1.8%	8.6%	10.9%
% of FP17s for the same patient ID Re-attending within 3 months - Adults	0	3	0.0%	14.4%	15.6%
% of FP17s for the same patient ID Re-attending between 3 & 9 months - Children	32	56	57.1%	58.4%	59.4%
% of FP17s for the same patient ID Re-attending between 3 & 9 months - Adults	3	3	100.0%	55.1%	55.5%
% of FP17s for Band 1 Urgent Courses	0	44	0.0%	9.1%	8.9%
% of FP17s Relating to Free Repair or Replacements	0	44	0.0%	0.7%	0.7%
% of FP17s Relating to Continuations	0	44	0.0%	0.6%	0.7%
% of Patients satisfied with the dentistry they have received	0	0	N/A	94.6%	93.6%
% of Patients satisfied with the time they had to wait for an appointment	0	0	N/A	89.3%	88.1%

* This is based on patients treated on this contract for their most recent course of treatment. Figures in italics indicate the base number of FP17s or Patient Questionnaire responses are less than 100. N/A is shown where the base number of responses is less than 10 during the period. % is calculated as Quantity/Base number*100

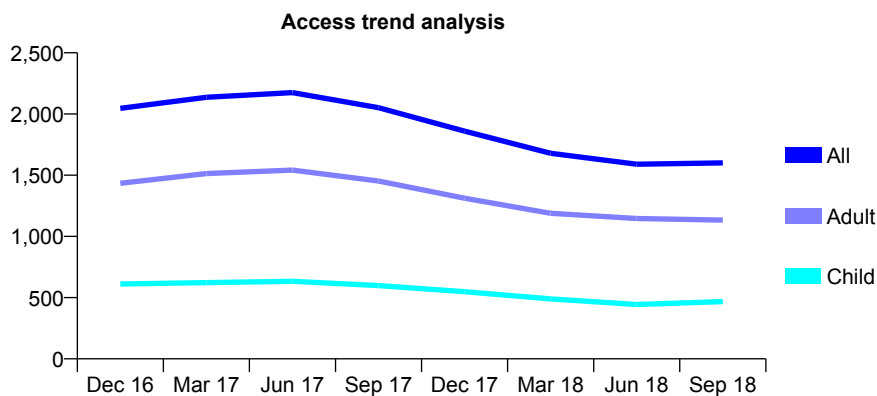
7A6 - Vital Signs At a Glance Contract Report for 309966/0002 - September 2018

Name or company name	MR SJ PARRY
Contract type name	GDS Contract
Purpose of contract	General
Contract start date	06/07/2015
Contract end date	

18/19 Contracted general activity (UDA)	6,500
Carry forward general activity (UDA)	0
18/19 Contracted orthodontic activity (UOA)	0
Carry forward orthodontic activity (UOA)	0
Baseline contract value	£242,052.36

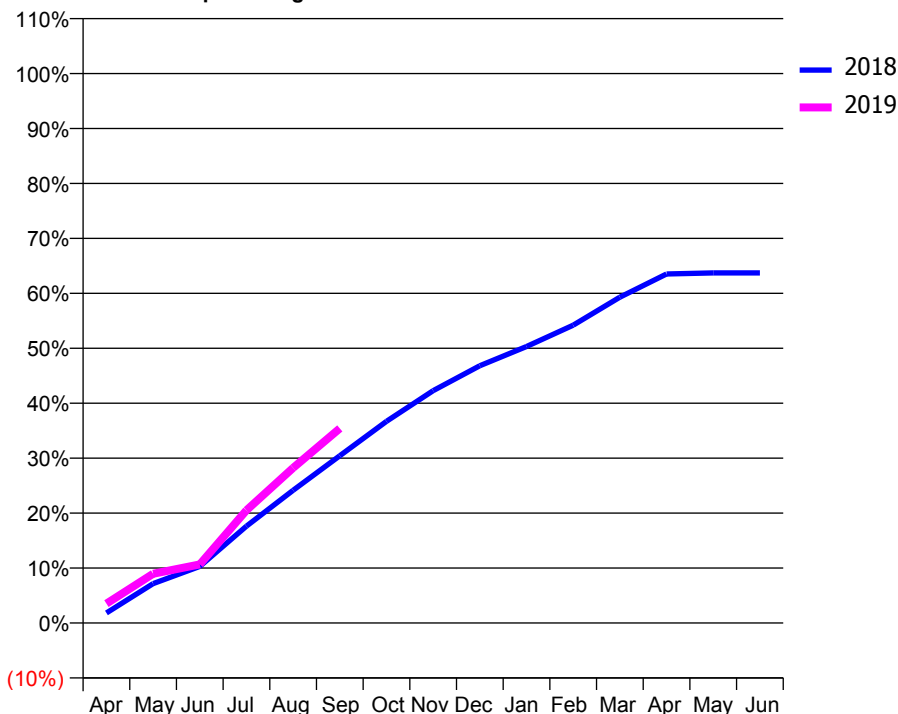
ACCESS*

Patients seen in 24 months	Total	Change since previous quarter
Quarter ending September 2017	2,052	
Quarter ending December 2017	1,860	↓
Quarter ending March 2018	1,679	↓
Quarter ending June 2018	1,590	↓
Quarter ending September 2018	1,601	→
Variance since September 2017	(22.0%)	↓



ACTIVITY

Cumulative percentage of contracted UDA delivered 2018 & 2019



Month	Adjusted Scheduled Activity (UDA)	
	2018	2019
April	147	230
May	573	583
June	825	693
July	1,410	1,333
August	1,932	1,835
September	2,436	2,303
October	2,936	
November	3,384	
December	3,745	
January	4,025	
February	4,337	
March	4,744	
April	5,082	
May	5,098	
June	5,098	

QUALITY

	Quantity	Base Number	Contract	LHB	Wales
% of FP17s for the same patient ID Re-attending within 3 months - Children	27	318	8.5%	8.6%	10.9%
% of FP17s for the same patient ID Re-attending within 3 months - Adults	102	775	13.2%	14.4%	15.6%
% of FP17s for the same patient ID Re-attending between 3 & 9 months - Children	88	318	27.7%	58.4%	59.4%
% of FP17s for the same patient ID Re-attending between 3 & 9 months - Adults	310	775	40.0%	55.1%	55.5%
% of FP17s for Band 1 Urgent Courses	63	1,008	6.3%	9.1%	8.9%
% of FP17s Relating to Free Repair or Replacements	1	1,008	0.1%	0.7%	0.7%
% of FP17s Relating to Continuations	5	1,008	0.5%	0.6%	0.7%
% of Patients satisfied with the dentistry they have received	3	3	N/A	94.6%	93.6%
% of Patients satisfied with the time they had to wait for an appointment	2	3	N/A	89.3%	88.1%

* This is based on patients treated on this contract for their most recent course of treatment. Figures in italics indicate the base number of FP17s or Patient Questionnaire responses are less than 100. N/A is shown where the base number of responses is less than 10 during the period. % is calculated as Quantity/Base number*100

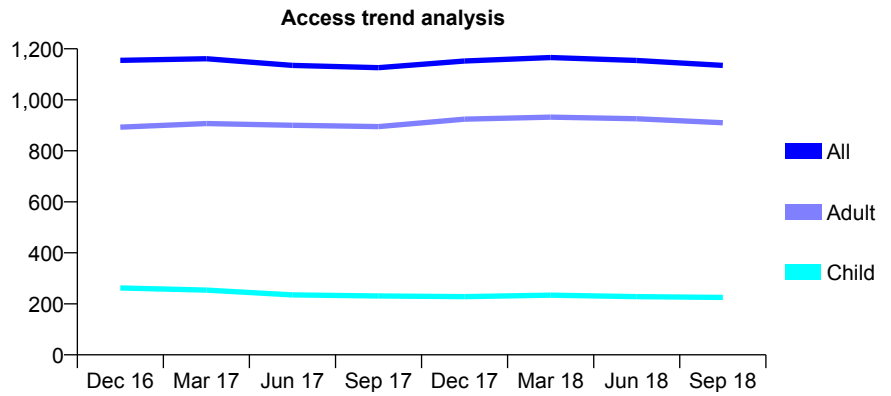
7A6 - Vital Signs At a Glance Contract Report for 326429/0003 - September 2018

Name or company name	MR AJ MATTHEWS
Contract type name	GDS Contract
Purpose of contract	General
Contract start date	01/04/2006
Contract end date	

18/19 Contracted general activity (UDA)	4,200
Carry forward general activity (UDA)	216
18/19 Contracted orthodontic activity (UOA)	0
Carry forward orthodontic activity (UOA)	0
Baseline contract value	£103,996.73

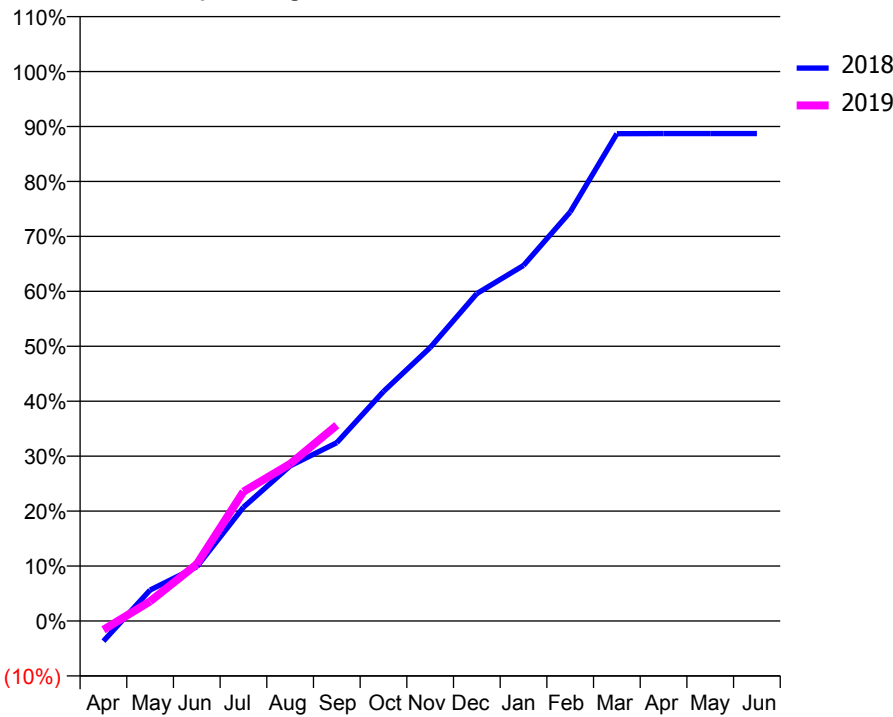
ACCESS*

Patients seen in 24 months	Total	Change since previous quarter
Quarter ending September 2017	1,126	
Quarter ending December 2017	1,152	↑
Quarter ending March 2018	1,166	→
Quarter ending June 2018	1,154	↓
Quarter ending September 2018	1,135	↓
Variance since September 2017	0.8%	→



ACTIVITY

Cumulative percentage of contracted UDA delivered 2018 & 2019



Month	Adjusted Scheduled Activity (UDA)	
	2018	2019
April	-160	-68
May	246	150
June	431	435
July	905	989
August	1,235	1,201
September	1,419	1,497
October	1,827	
November	2,175	
December	2,605	
January	2,829	
February	3,255	
March	3,877	
April	3,878	
May	3,878	
June	3,878	

QUALITY

	Quantity	Base Number	Contract	LHB	Wales
% of FP17s for the same patient ID Re-attending within 3 months - Children	8	117	6.8%	8.6%	10.9%
% of FP17s for the same patient ID Re-attending within 3 months - Adults	123	566	21.7%	14.4%	15.6%
% of FP17s for the same patient ID Re-attending between 3 & 9 months - Children	71	117	60.7%	58.4%	59.4%
% of FP17s for the same patient ID Re-attending between 3 & 9 months - Adults	287	566	50.7%	55.1%	55.5%
% of FP17s for Band 1 Urgent Courses	115	682	16.9%	9.1%	8.9%
% of FP17s Relating to Free Repair or Replacements	4	682	0.6%	0.7%	0.7%
% of FP17s Relating to Continuations	14	682	2.1%	0.6%	0.7%
% of Patients satisfied with the dentistry they have received	1	1	N/A	94.6%	93.6%
% of Patients satisfied with the time they had to wait for an appointment	1	1	N/A	89.3%	88.1%

* This is based on patients treated on this contract for their most recent course of treatment. Figures in italics indicate the base number of FP17s or Patient Questionnaire responses are less than 100. N/A is shown where the base number of responses is less than 10 during the period. % is calculated as Quantity/Base number*100

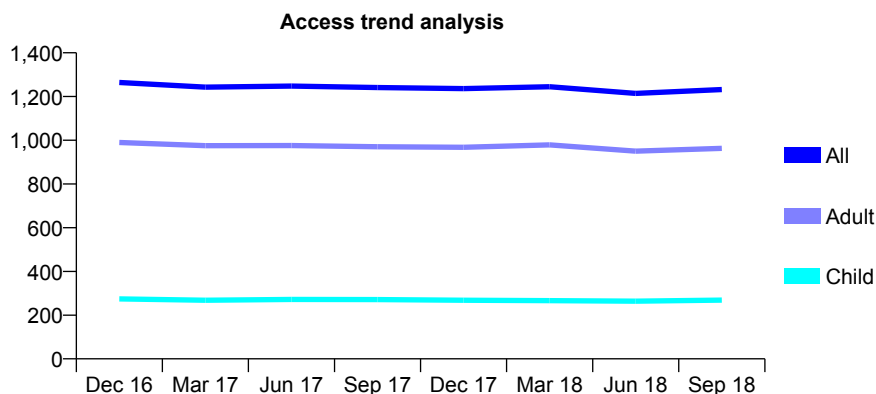
7A6 - Vital Signs At a Glance Contract Report for 327190/0001 - September 2018

Name or company name	MR AV JONES
Contract type name	GDS Contract
Purpose of contract	General
Contract start date	01/04/2006
Contract end date	

18/19 Contracted general activity (UDA)	4,848
Carry forward general activity (UDA)	0
18/19 Contracted orthodontic activity (UOA)	0
Carry forward orthodontic activity (UOA)	0
Baseline contract value	£120,274.89

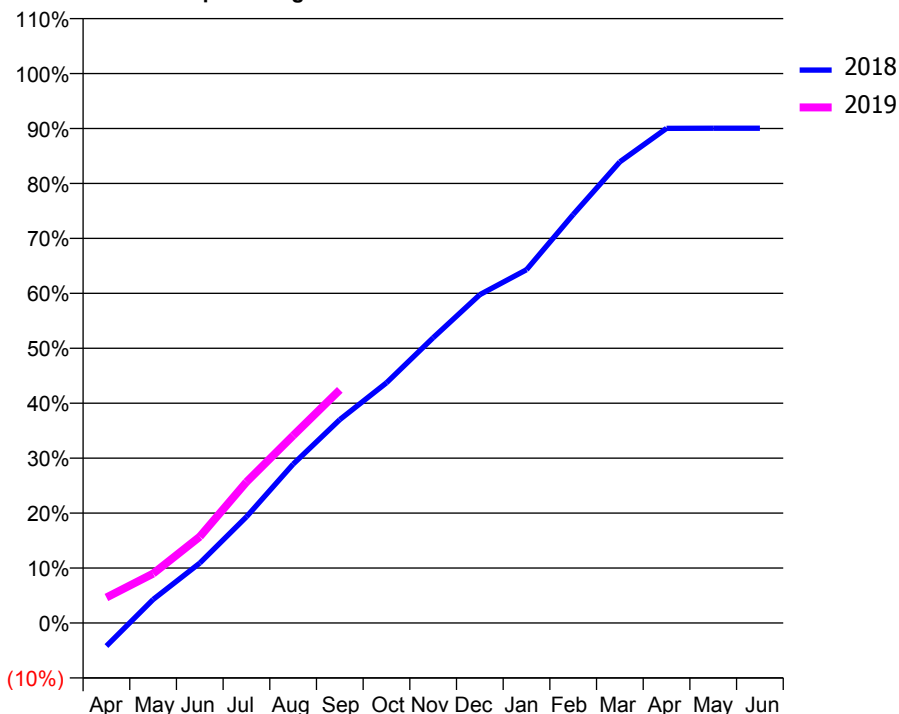
ACCESS*

Patients seen in 24 months	Total	Change since previous quarter
Quarter ending September 2017	1,241	
Quarter ending December 2017	1,236	→
Quarter ending March 2018	1,245	→
Quarter ending June 2018	1,214	↓
Quarter ending September 2018	1,232	→
Variance since September 2017	(0.7%)	→



ACTIVITY

Cumulative percentage of contracted UDA delivered 2018 & 2019



Month	Adjusted Scheduled Activity (UDA)	
	2018	2019
April	-215	225
May	219	436
June	556	762
July	986	1,244
August	1,476	1,654
September	1,889	2,057
October	2,231	
November	2,649	
December	3,049	
January	3,281	
February	3,794	
March	4,283	
April	4,593	
May	4,594	
June	4,594	

QUALITY

	Quantity	Base Number	Contract	LHB	Wales
% of FP17s for the same patient ID Re-attending within 3 months - Children	24	241	10.0%	8.6%	10.9%
% of FP17s for the same patient ID Re-attending within 3 months - Adults	113	828	13.6%	14.4%	15.6%
% of FP17s for the same patient ID Re-attending between 3 & 9 months - Children	143	241	59.3%	58.4%	59.4%
% of FP17s for the same patient ID Re-attending between 3 & 9 months - Adults	510	828	61.6%	55.1%	55.5%
% of FP17s for Band 1 Urgent Courses	100	943	10.6%	9.1%	8.9%
% of FP17s Relating to Free Repair or Replacements	0	943	0.0%	0.7%	0.7%
% of FP17s Relating to Continuations	10	943	1.1%	0.6%	0.7%
% of Patients satisfied with the dentistry they have received	5	5	N/A	94.6%	93.6%
% of Patients satisfied with the time they had to wait for an appointment	5	5	N/A	89.3%	88.1%

* This is based on patients treated on this contract for their most recent course of treatment. Figures in italics indicate the base number of FP17s or Patient Questionnaire responses are less than 100. N/A is shown where the base number of responses is less than 10 during the period. % is calculated as Quantity/Base number*100

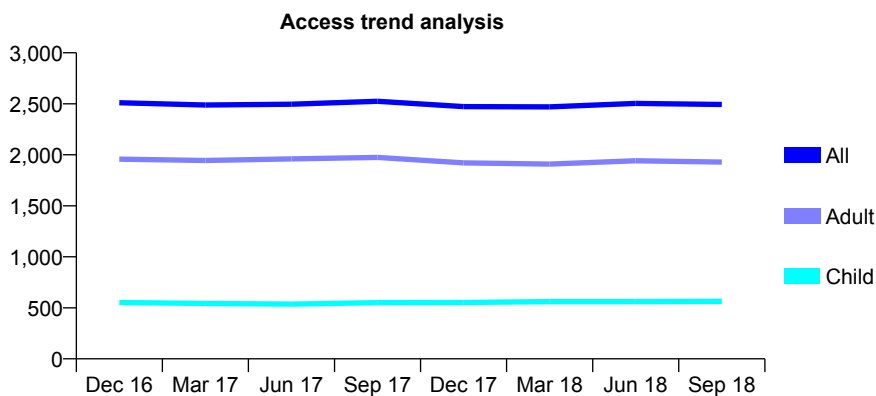
7A6 - Vital Signs At a Glance Contract Report for 332151/0001 - September 2018

Name or company name	MISS LA GRIFFITHS
Contract type name	GDS Contract
Purpose of contract	General
Contract start date	01/04/2006
Contract end date	

18/19 Contracted general activity (UDA)	5,896
Carry forward general activity (UDA)	214
18/19 Contracted orthodontic activity (UOA)	0
Carry forward orthodontic activity (UOA)	0
Baseline contract value	£145,815.64

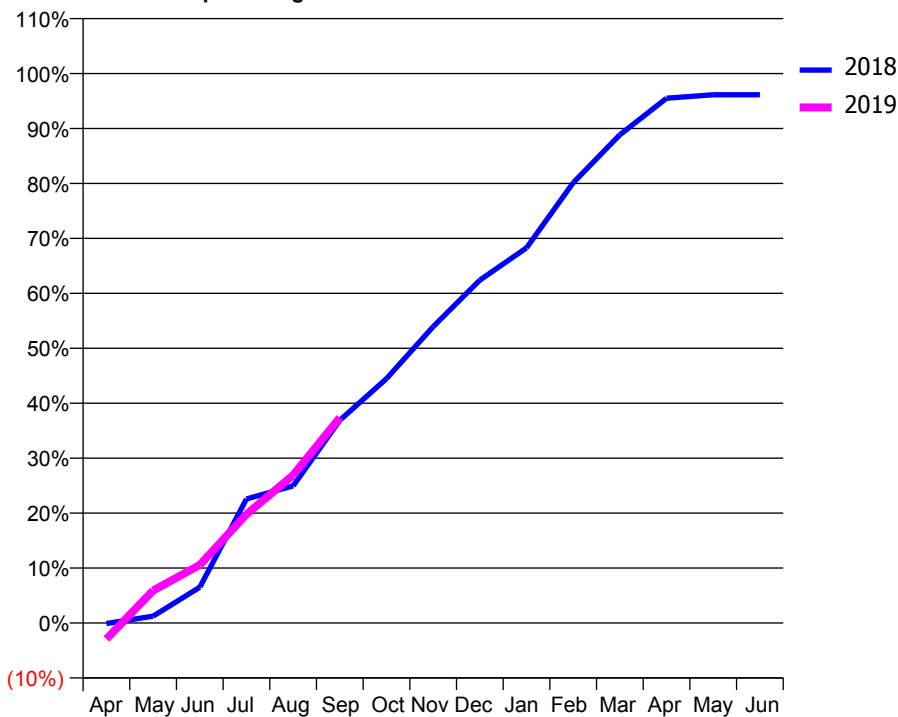
ACCESS*

Patients seen in 24 months	Total	Change since previous quarter
Quarter ending September 2017	2,525	
Quarter ending December 2017	2,473	↓
Quarter ending March 2018	2,470	→
Quarter ending June 2018	2,504	→
Quarter ending September 2018	2,493	→
Variance since September 2017	(1.3%)	↓



ACTIVITY

Cumulative percentage of contracted UDA delivered 2018 & 2019



Month	Adjusted Scheduled Activity (UDA)	
	2018	2019
April	-6	-172
May	74	348
June	385	623
July	1,331	1,167
August	1,471	1,586
September	2,175	2,204
October	2,622	
November	3,180	
December	3,679	
January	4,025	
February	4,724	
March	5,239	
April	5,631	
May	5,667	
June	5,667	

QUALITY

	Quantity	Base Number	Contract	LHB	Wales
% of FP17s for the same patient ID Re-attending within 3 months - Children	27	392	6.9%	8.6%	10.9%
% of FP17s for the same patient ID Re-attending within 3 months - Adults	168	1,307	12.9%	14.4%	15.6%
% of FP17s for the same patient ID Re-attending between 3 & 9 months - Children	206	392	52.6%	58.4%	59.4%
% of FP17s for the same patient ID Re-attending between 3 & 9 months - Adults	610	1,307	46.7%	55.1%	55.5%
% of FP17s for Band 1 Urgent Courses	117	1,444	8.1%	9.1%	8.9%
% of FP17s Relating to Free Repair or Replacements	6	1,444	0.4%	0.7%	0.7%
% of FP17s Relating to Continuations	4	1,444	0.3%	0.6%	0.7%
% of Patients satisfied with the dentistry they have received	4	4	N/A	94.6%	93.6%
% of Patients satisfied with the time they had to wait for an appointment	4	4	N/A	89.3%	88.1%

* This is based on patients treated on this contract for their most recent course of treatment. Figures in italics indicate the base number of FP17s or Patient Questionnaire responses are less than 100. N/A is shown where the base number of responses is less than 10 during the period. % is calculated as Quantity/Base number*100

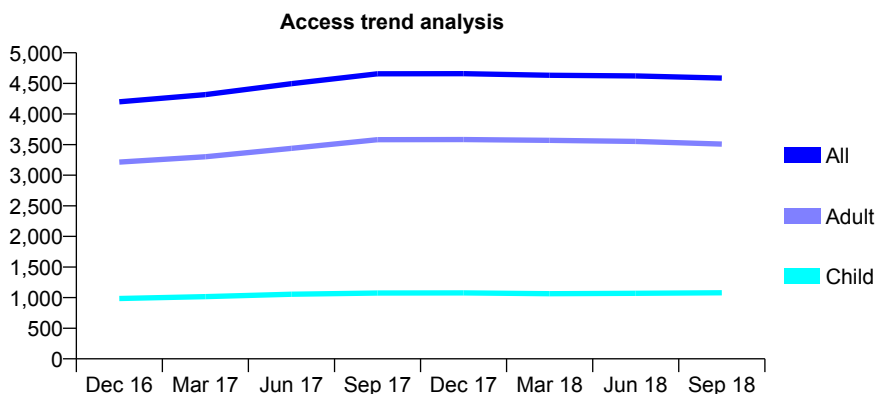
7A6 - Vital Signs At a Glance Contract Report for 349593/0001 - September 2018

Name or company name	MR DJ SRIVASTAVA
Contract type name	GDS Contract
Purpose of contract	General
Contract start date	01/10/2015
Contract end date	

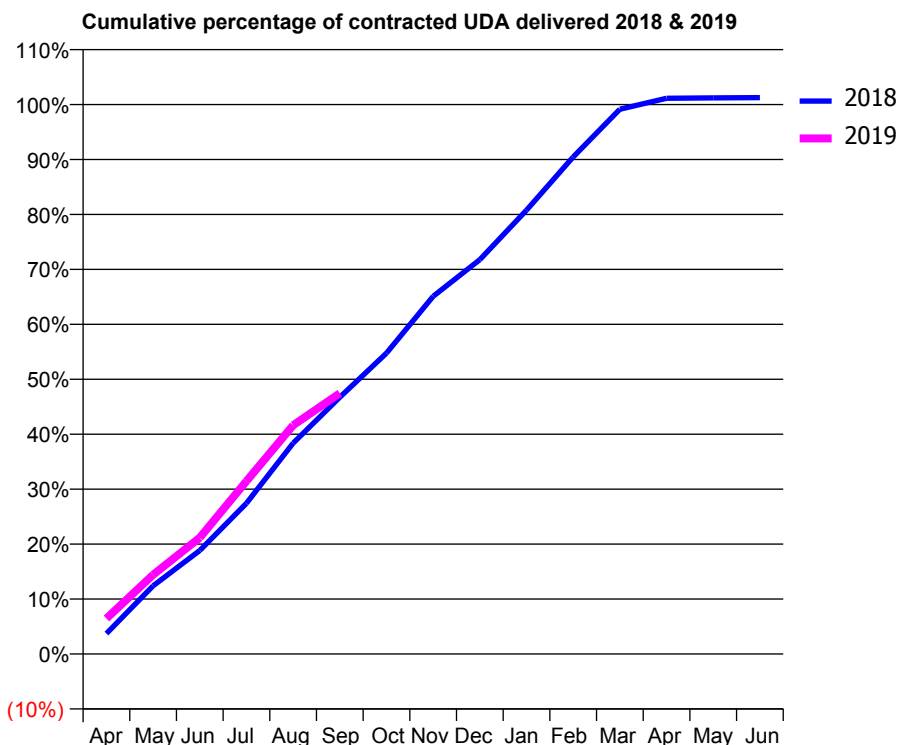
18/19 Contracted general activity (UDA)	13,141
Carry forward general activity (UDA)	-210
18/19 Contracted orthodontic activity (UOA)	0
Carry forward orthodontic activity (UOA)	0
Baseline contract value	£360,253.00

ACCESS*

Patients seen in 24 months	Total	Change since previous quarter
Quarter ending September 2017	4,657	
Quarter ending December 2017	4,660	→
Quarter ending March 2018	4,633	→
Quarter ending June 2018	4,623	→
Quarter ending September 2018	4,588	→
Variance since September 2017	(1.5%)	↓



ACTIVITY



Month	Adjusted Scheduled Activity (UDA)	
	2018	2019
April	490	850
May	1,631	1,897
June	2,478	2,782
July	3,607	4,134
August	5,043	5,472
September	6,141	6,237
October	7,195	
November	8,553	
December	9,430	
January	10,615	
February	11,888	
March	13,028	
April	13,290	
May	13,300	
June	13,306	

QUALITY

	Quantity	Base Number	Contract	LHB	Wales
% of FP17s for the same patient ID Re-attending within 3 months - Children	34	772	4.4%	8.6%	10.9%
% of FP17s for the same patient ID Re-attending within 3 months - Adults	203	2,294	8.8%	14.4%	15.6%
% of FP17s for the same patient ID Re-attending between 3 & 9 months - Children	478	772	61.9%	58.4%	59.4%
% of FP17s for the same patient ID Re-attending between 3 & 9 months - Adults	1,222	2,294	53.3%	55.1%	55.5%
% of FP17s for Band 1 Urgent Courses	83	2,913	2.8%	9.1%	8.9%
% of FP17s Relating to Free Repair or Replacements	30	2,913	1.0%	0.7%	0.7%
% of FP17s Relating to Continuations	13	2,913	0.4%	0.6%	0.7%
% of Patients satisfied with the dentistry they have received	0	0	N/A	94.6%	93.6%
% of Patients satisfied with the time they had to wait for an appointment	0	0	N/A	89.3%	88.1%

* This is based on patients treated on this contract for their most recent course of treatment. Figures in italics indicate the base number of FP17s or Patient Questionnaire responses are less than 100. N/A is shown where the base number of responses is less than 10 during the period. % is calculated as Quantity/Base number*100

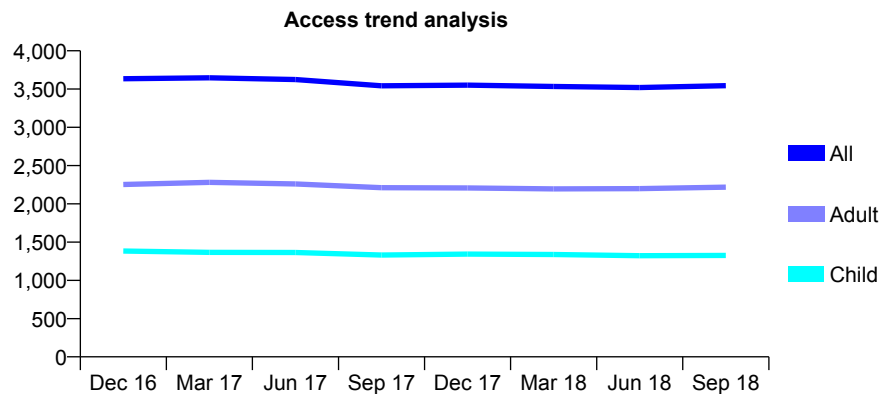
7A6 - Vital Signs At a Glance Contract Report for 577650/0001 - September 2018

Name or company name	MISS SD WILKINS
Contract type name	GDS Contract
Purpose of contract	General
Contract start date	01/04/2006
Contract end date	

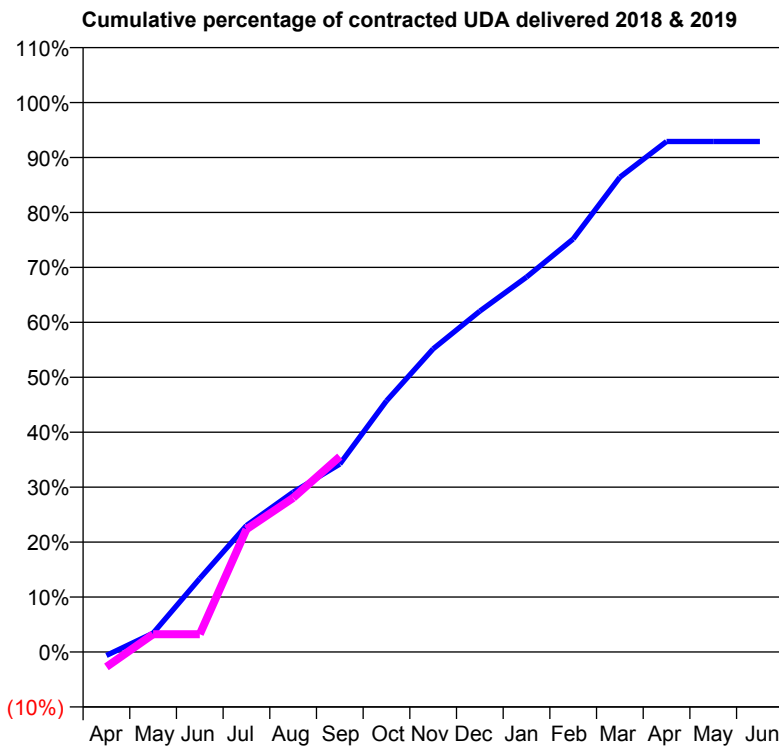
18/19 Contracted general activity (UDA)	13,571
Carry forward general activity (UDA)	814
18/19 Contracted orthodontic activity (UOA)	0
Carry forward orthodontic activity (UOA)	0
Baseline contract value	£322,404.21

ACCESS*

Patients seen in 24 months	Total	Change since previous quarter
Quarter ending September 2017	3,542	
Quarter ending December 2017	3,551	→
Quarter ending March 2018	3,534	→
Quarter ending June 2018	3,520	→
Quarter ending September 2018	3,544	→
Variance since September 2017	0.1%	→



ACTIVITY



Month	Adjusted Scheduled Activity (UDA)	
	2018	2019
April	-86	-369
May	467	440
June	1,815	440
July	3,125	3,031
August	3,946	3,807
September	4,640	4,826
October	6,204	
November	7,486	
December	8,420	
January	9,258	
February	10,201	
March	11,726	
April	12,608	
May	12,608	
June	12,608	

QUALITY

	Quantity	Base Number	Contract	LHB	Wales
% of FP17s for the same patient ID Re-attending within 3 months - Children	77	1,154	6.7%	8.6%	10.9%
% of FP17s for the same patient ID Re-attending within 3 months - Adults	274	1,968	13.9%	14.4%	15.6%
% of FP17s for the same patient ID Re-attending between 3 & 9 months - Children	794	1,154	68.8%	58.4%	59.4%
% of FP17s for the same patient ID Re-attending between 3 & 9 months - Adults	1,317	1,968	66.9%	55.1%	55.5%
% of FP17s for Band 1 Urgent Courses	155	2,827	5.5%	9.1%	8.9%
% of FP17s Relating to Free Repair or Replacements	61	2,827	2.2%	0.7%	0.7%
% of FP17s Relating to Continuations	30	2,827	1.1%	0.6%	0.7%
% of Patients satisfied with the dentistry they have received	5	5	N/A	94.6%	93.6%
% of Patients satisfied with the time they had to wait for an appointment	5	5	N/A	89.3%	88.1%

* This is based on patients treated on this contract for their most recent course of treatment. Figures in italics indicate the base number of FP17s or Patient Questionnaire responses are less than 100. N/A is shown where the base number of responses is less than 10 during the period. % is calculated as Quantity/Base number*100

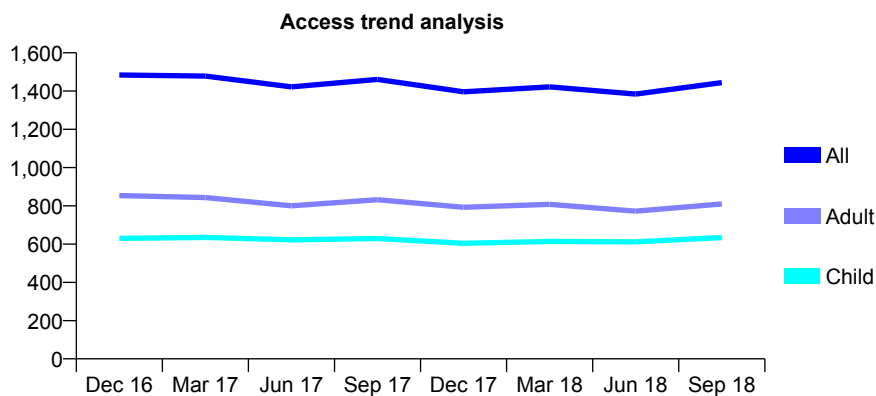
7A6 - Vital Signs At a Glance Contract Report for 629251/0002 - September 2018

Name or company name	MR PL DAVIES
Contract type name	GDS Contract
Purpose of contract	General
Contract start date	01/04/2006
Contract end date	

18/19 Contracted general activity (UDA)	4,494
Carry forward general activity (UDA)	270
18/19 Contracted orthodontic activity (UOA)	0
Carry forward orthodontic activity (UOA)	0
Baseline contract value	£120,086.24

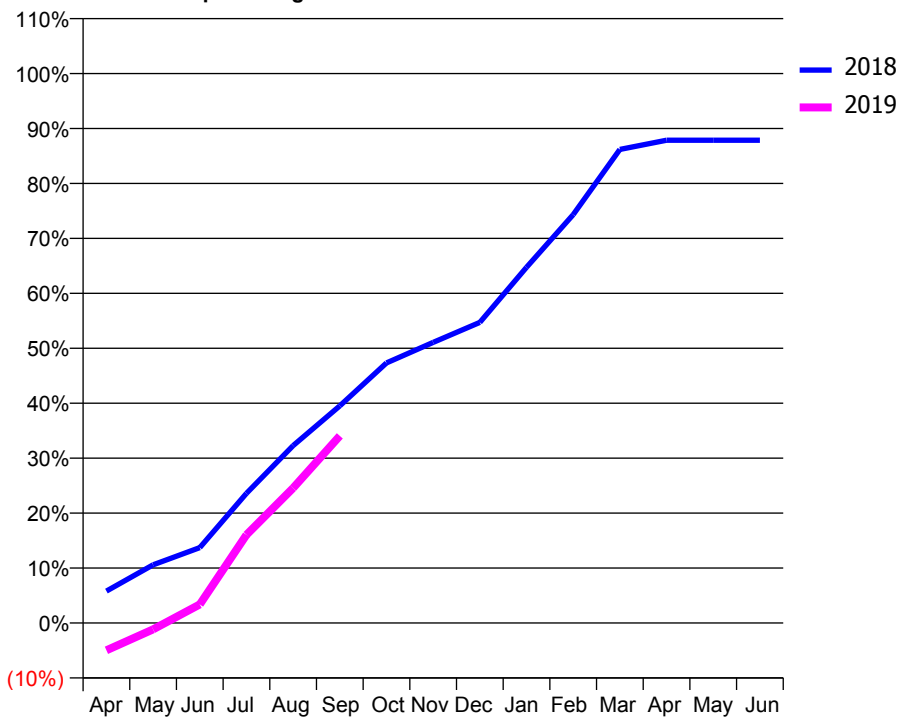
ACCESS*

Patients seen in 24 months	Total	Change since previous quarter
Quarter ending September 2017	1,461	
Quarter ending December 2017	1,396	↓
Quarter ending March 2018	1,422	→
Quarter ending June 2018	1,384	↓
Quarter ending September 2018	1,444	↑
Variance since September 2017	(1.2%)	↓



ACTIVITY

Cumulative percentage of contracted UDA delivered 2018 & 2019



Adjusted Scheduled Activity (UDA)		
Month	2018	2019
April	261	-224
May	476	-53
June	617	152
July	1,060	721
August	1,451	1,104
September	1,776	1,531
October	2,128	
November	2,295	
December	2,458	
January	2,909	
February	3,340	
March	3,873	
April	3,949	
May	3,949	
June	3,949	

QUALITY

	Quantity	Base Number	Contract	LHB	Wales
% of FP17s for the same patient ID Re-attending within 3 months - Children	16	291	5.5%	8.6%	10.9%
% of FP17s for the same patient ID Re-attending within 3 months - Adults	33	349	9.5%	14.4%	15.6%
% of FP17s for the same patient ID Re-attending between 3 & 9 months - Children	69	291	23.7%	58.4%	59.4%
% of FP17s for the same patient ID Re-attending between 3 & 9 months - Adults	115	349	33.0%	55.1%	55.5%
% of FP17s for Band 1 Urgent Courses	53	595	8.9%	9.1%	8.9%
% of FP17s Relating to Free Repair or Replacements	0	595	0.0%	0.7%	0.7%
% of FP17s Relating to Continuations	2	595	0.3%	0.6%	0.7%
% of Patients satisfied with the dentistry they have received	2	2	N/A	94.6%	93.6%
% of Patients satisfied with the time they had to wait for an appointment	2	2	N/A	89.3%	88.1%

* This is based on patients treated on this contract for their most recent course of treatment. Figures in italics indicate the base number of FP17s or Patient Questionnaire responses are less than 100. N/A is shown where the base number of responses is less than 10 during the period. % is calculated as Quantity/Base number*100

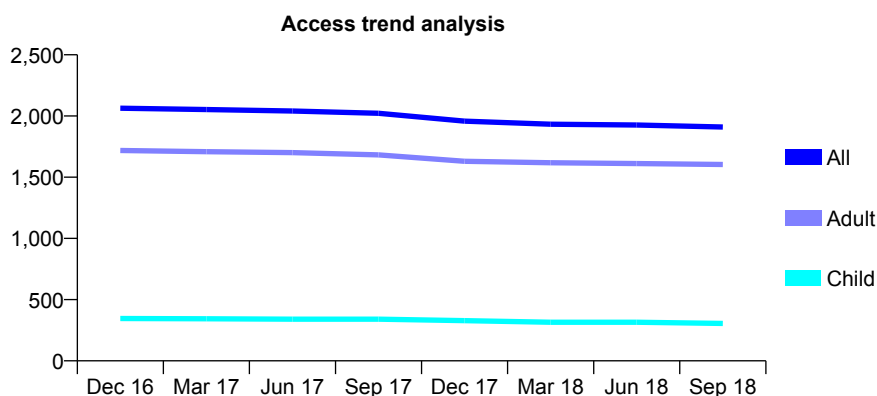
7A6 - Vital Signs At a Glance Contract Report for 641642/0001 - September 2018

Name or company name	MR DS YOUNG
Contract type name	GDS Contract
Purpose of contract	General
Contract start date	01/04/2006
Contract end date	

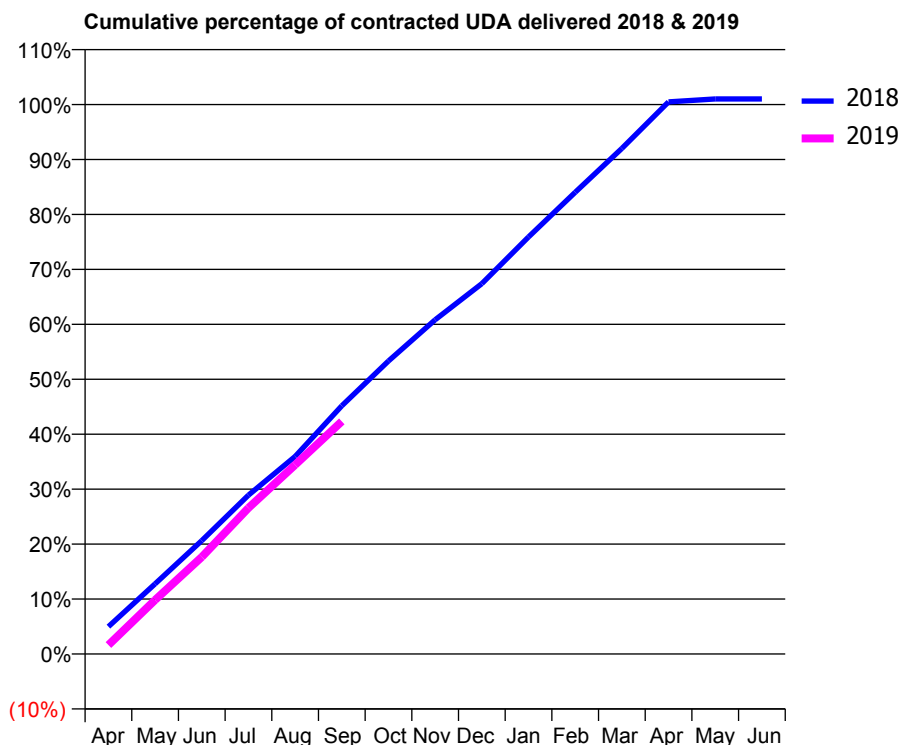
18/19 Contracted general activity (UDA)	5,885
Carry forward general activity (UDA)	-96
18/19 Contracted orthodontic activity (UOA)	0
Carry forward orthodontic activity (UOA)	0
Baseline contract value	£176,992.77

ACCESS*

Patients seen in 24 months	Total	Change since previous quarter
Quarter ending September 2017	2,022	
Quarter ending December 2017	1,958	↓
Quarter ending March 2018	1,933	↓
Quarter ending June 2018	1,927	→
Quarter ending September 2018	1,910	→
Variance since September 2017	(5.5%)	↓



ACTIVITY



Month	Adjusted Scheduled Activity (UDA)	
	2018	2019
April	294	96
May	752	579
June	1,215	1,039
July	1,701	1,565
August	2,115	2,026
September	2,658	2,491
October	3,138	
November	3,580	
December	3,966	
January	4,467	
February	4,945	
March	5,415	
April	5,913	
May	5,945	
June	5,945	

QUALITY

	Quantity	Base Number	Contract	LHB	Wales
% of FP17s for the same patient ID Re-attending within 3 months - Children	6	185	3.2%	8.6%	10.9%
% of FP17s for the same patient ID Re-attending within 3 months - Adults	90	1,065	8.5%	14.4%	15.6%
% of FP17s for the same patient ID Re-attending between 3 & 9 months - Children	57	185	30.8%	58.4%	59.4%
% of FP17s for the same patient ID Re-attending between 3 & 9 months - Adults	444	1,065	41.7%	55.1%	55.5%
% of FP17s for Band 1 Urgent Courses	72	1,040	6.9%	9.1%	8.9%
% of FP17s Relating to Free Repair or Replacements	4	1,040	0.4%	0.7%	0.7%
% of FP17s Relating to Continuations	3	1,040	0.3%	0.6%	0.7%
% of Patients satisfied with the dentistry they have received	4	4	N/A	94.6%	93.6%
% of Patients satisfied with the time they had to wait for an appointment	3	4	N/A	89.3%	88.1%

* This is based on patients treated on this contract for their most recent course of treatment. Figures in italics indicate the base number of FP17s or Patient Questionnaire responses are less than 100. N/A is shown where the base number of responses is less than 10 during the period. % is calculated as Quantity/Base number*100

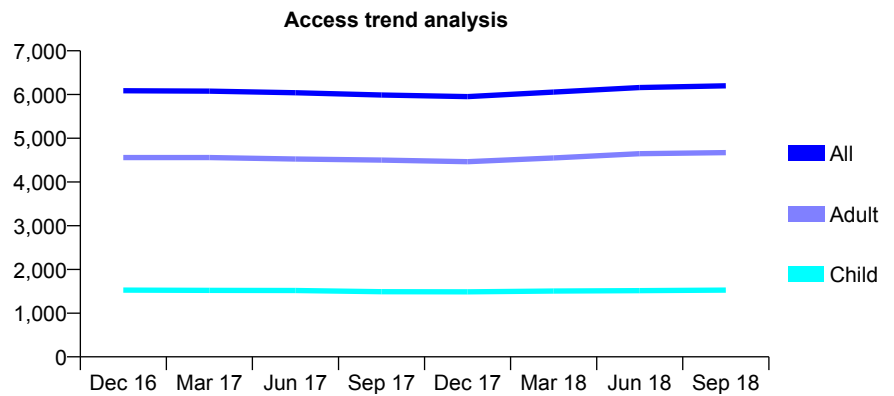
7A6 - Vital Signs At a Glance Contract Report for 643246/0001 - September 2018

Name or company name	MR RD WILLNER
Contract type name	GDS Contract
Purpose of contract	General
Contract start date	01/04/2006
Contract end date	

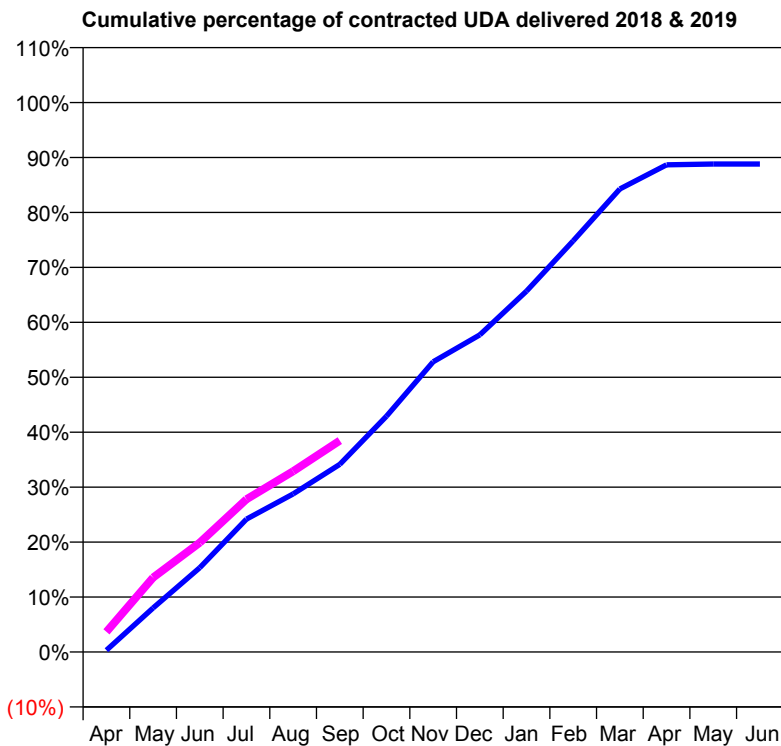
18/19 Contracted general activity (UDA)	20,810
Carry forward general activity (UDA)	0
18/19 Contracted orthodontic activity (UOA)	0
Carry forward orthodontic activity (UOA)	0
Baseline contract value	£541,075.64

ACCESS*

Patients seen in 24 months	Total	Change since previous quarter
Quarter ending September 2017	5,990	
Quarter ending December 2017	5,953	→
Quarter ending March 2018	6,056	→
Quarter ending June 2018	6,160	→
Quarter ending September 2018	6,198	→
Variance since September 2017	3.5%	↑



ACTIVITY



Month	Adjusted Scheduled Activity (UDA)	
	2018	2019
April	68	766
May	1,668	2,818
June	3,193	4,145
July	5,033	5,784
August	5,988	6,846
September	7,109	8,007
October	8,929	
November	10,993	
December	12,011	
January	13,667	
February	15,570	
March	17,534	
April	18,452	
May	18,479	
June	18,479	

QUALITY

	Quantity	Base Number	Contract	LHB	Wales
% of FP17s for the same patient ID Re-attending within 3 months - Children	69	977	7.1%	8.6%	10.9%
% of FP17s for the same patient ID Re-attending within 3 months - Adults	508	3,274	15.5%	14.4%	15.6%
% of FP17s for the same patient ID Re-attending between 3 & 9 months - Children	573	977	58.6%	58.4%	59.4%
% of FP17s for the same patient ID Re-attending between 3 & 9 months - Adults	1,900	3,274	58.0%	55.1%	55.5%
% of FP17s for Band 1 Urgent Courses	270	3,853	7.0%	9.1%	8.9%
% of FP17s Relating to Free Repair or Replacements	18	3,853	0.5%	0.7%	0.7%
% of FP17s Relating to Continuations	66	3,853	1.7%	0.6%	0.7%
% of Patients satisfied with the dentistry they have received	7	7	N/A	94.6%	93.6%
% of Patients satisfied with the time they had to wait for an appointment	6	7	N/A	89.3%	88.1%

* This is based on patients treated on this contract for their most recent course of treatment. Figures in italics indicate the base number of FP17s or Patient Questionnaire responses are less than 100. N/A is shown where the base number of responses is less than 10 during the period. % is calculated as Quantity/Base number*100

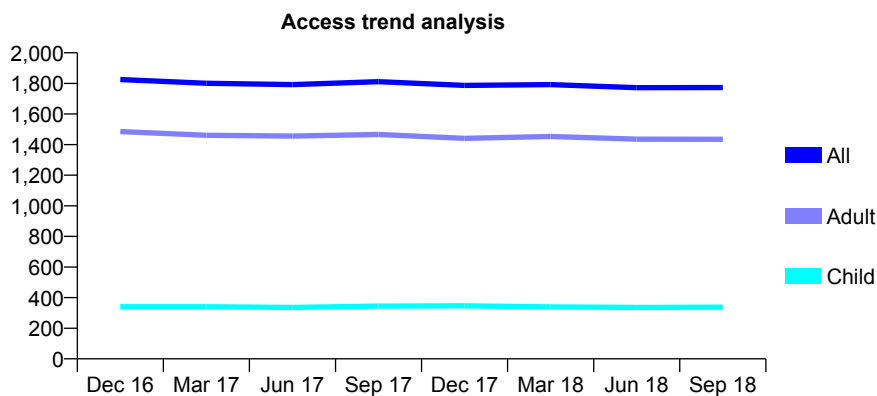
7A6 - Vital Signs At a Glance Contract Report for 674605/0001 - September 2018

Name or company name	MRS LM PLANT
Contract type name	GDS Contract
Purpose of contract	General
Contract start date	01/04/2006
Contract end date	

18/19 Contracted general activity (UDA)	4,829
Carry forward general activity (UDA)	124
18/19 Contracted orthodontic activity (UOA)	0
Carry forward orthodontic activity (UOA)	0
Baseline contract value	£111,017.79

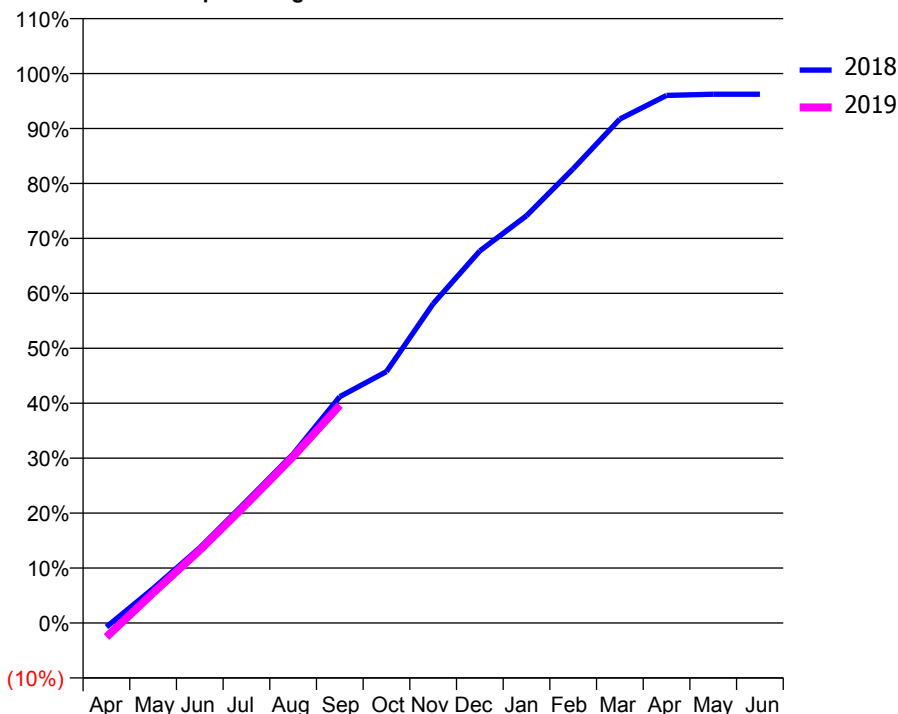
ACCESS*

Patients seen in 24 months	Total	Change since previous quarter
Quarter ending September 2017	1,811	
Quarter ending December 2017	1,787	↓
Quarter ending March 2018	1,792	→
Quarter ending June 2018	1,772	↓
Quarter ending September 2018	1,773	→
Variance since September 2017	(2.1%)	↓



ACTIVITY

Cumulative percentage of contracted UDA delivered 2018 & 2019



Adjusted Scheduled Activity (UDA)

Month	2018	2019
April	-36	-124
May	303	265
June	662	641
July	1,070	1,044
August	1,485	1,463
September	1,989	1,914
October	2,209	
November	2,806	
December	3,270	
January	3,580	
February	3,992	
March	4,429	
April	4,637	
May	4,647	
June	4,647	

QUALITY

	Quantity	Base Number	Contract	LHB	Wales
% of FP17s for the same patient ID Re-attending within 3 months - Children	18	241	7.5%	8.6%	10.9%
% of FP17s for the same patient ID Re-attending within 3 months - Adults	89	974	9.1%	14.4%	15.6%
% of FP17s for the same patient ID Re-attending between 3 & 9 months - Children	140	241	58.1%	58.4%	59.4%
% of FP17s for the same patient ID Re-attending between 3 & 9 months - Adults	560	974	57.5%	55.1%	55.5%
% of FP17s for Band 1 Urgent Courses	80	1,089	7.3%	9.1%	8.9%
% of FP17s Relating to Free Repair or Replacements	3	1,089	0.3%	0.7%	0.7%
% of FP17s Relating to Continuations	6	1,089	0.6%	0.6%	0.7%
% of Patients satisfied with the dentistry they have received	9	9	N/A	94.6%	93.6%
% of Patients satisfied with the time they had to wait for an appointment	9	9	N/A	89.3%	88.1%

* This is based on patients treated on this contract for their most recent course of treatment. Figures in italics indicate the base number of FP17s or Patient Questionnaire responses are less than 100. N/A is shown where the base number of responses is less than 10 during the period. % is calculated as Quantity/Base number*100

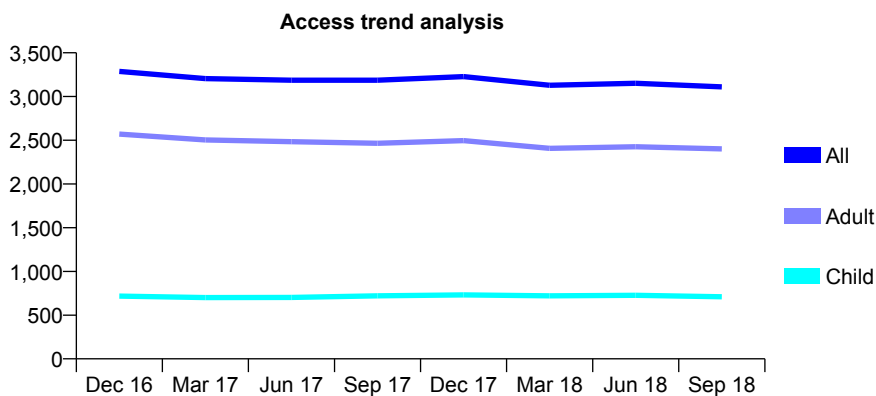
7A6 - Vital Signs At a Glance Contract Report for 680400/0001 - September 2018

Name or company name	MR MA GLADSON
Contract type name	GDS Contract
Purpose of contract	General
Contract start date	01/04/2006
Contract end date	

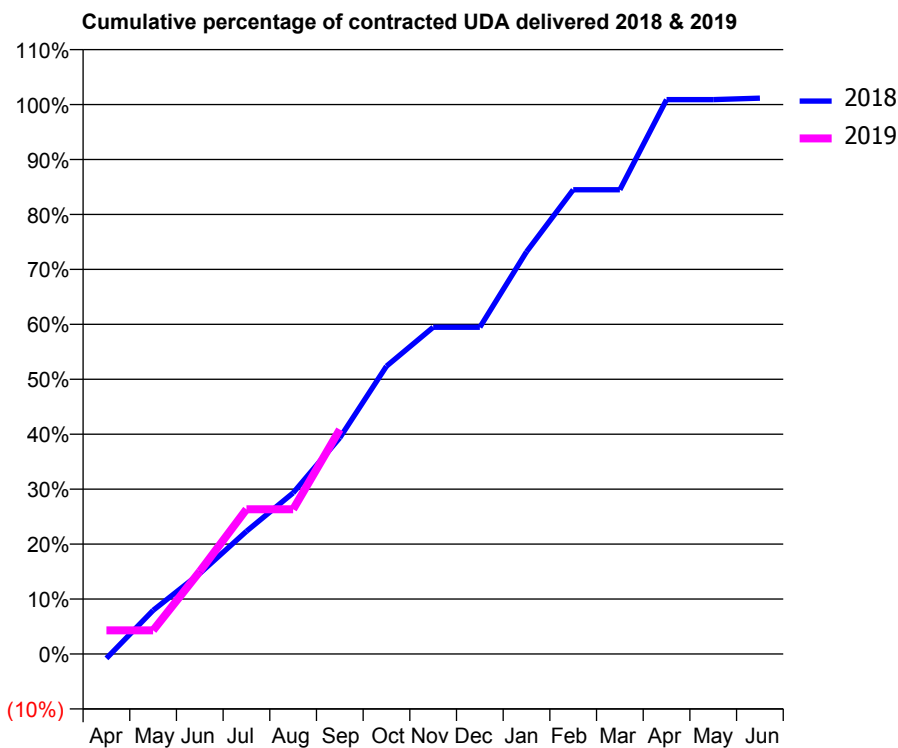
18/19 Contracted general activity (UDA)	7,920
Carry forward general activity (UDA)	-122
18/19 Contracted orthodontic activity (UOA)	0
Carry forward orthodontic activity (UOA)	0
Baseline contract value	£243,516.60

ACCESS*

Patients seen in 24 months	Total	Change since previous quarter
Quarter ending September 2017	3,186	
Quarter ending December 2017	3,228	→
Quarter ending March 2018	3,129	↓
Quarter ending June 2018	3,152	→
Quarter ending September 2018	3,111	↓
Variance since September 2017	(2.4%)	↓



ACTIVITY



Month	Adjusted Scheduled Activity (UDA)	
	2018	2019
April	-65	340
May	629	340
June	1,162	1,191
July	1,768	2,087
August	2,323	2,087
September	3,116	3,236
October	4,149	
November	4,710	
December	4,710	
January	5,798	
February	6,691	
March	6,691	
April	7,990	
May	7,990	
June	8,012	

QUALITY

	Quantity	Base Number	Contract	LHB	Wales
% of FP17s for the same patient ID Re-attending within 3 months - Children	56	499	11.2%	8.6%	10.9%
% of FP17s for the same patient ID Re-attending within 3 months - Adults	357	1,614	22.1%	14.4%	15.6%
% of FP17s for the same patient ID Re-attending between 3 & 9 months - Children	136	499	27.3%	58.4%	59.4%
% of FP17s for the same patient ID Re-attending between 3 & 9 months - Adults	405	1,614	25.1%	55.1%	55.5%
% of FP17s for Band 1 Urgent Courses	385	1,569	24.5%	9.1%	8.9%
% of FP17s Relating to Free Repair or Replacements	19	1,569	1.2%	0.7%	0.7%
% of FP17s Relating to Continuations	25	1,569	1.6%	0.6%	0.7%
% of Patients satisfied with the dentistry they have received	4	4	N/A	94.6%	93.6%
% of Patients satisfied with the time they had to wait for an appointment	4	4	N/A	89.3%	88.1%

* This is based on patients treated on this contract for their most recent course of treatment. Figures in italics indicate the base number of FP17s or Patient Questionnaire responses are less than 100. N/A is shown where the base number of responses is less than 10 during the period. % is calculated as Quantity/Base number*100

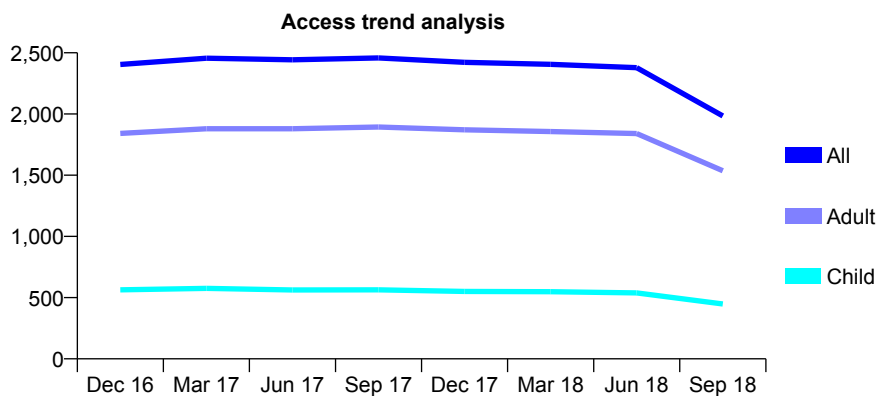
7A6 - Vital Signs At a Glance Contract Report for 729604/0001 - September 2018

Name or company name	MR RE COLLINS
Contract type name	GDS Contract
Purpose of contract	General
Contract start date	01/04/2006
Contract end date	19/05/2018

18/19 Contracted general activity (UDA)	917
Carry forward general activity (UDA)	0
18/19 Contracted orthodontic activity (UOA)	0
Carry forward orthodontic activity (UOA)	0
Baseline contract value	£22,863.55

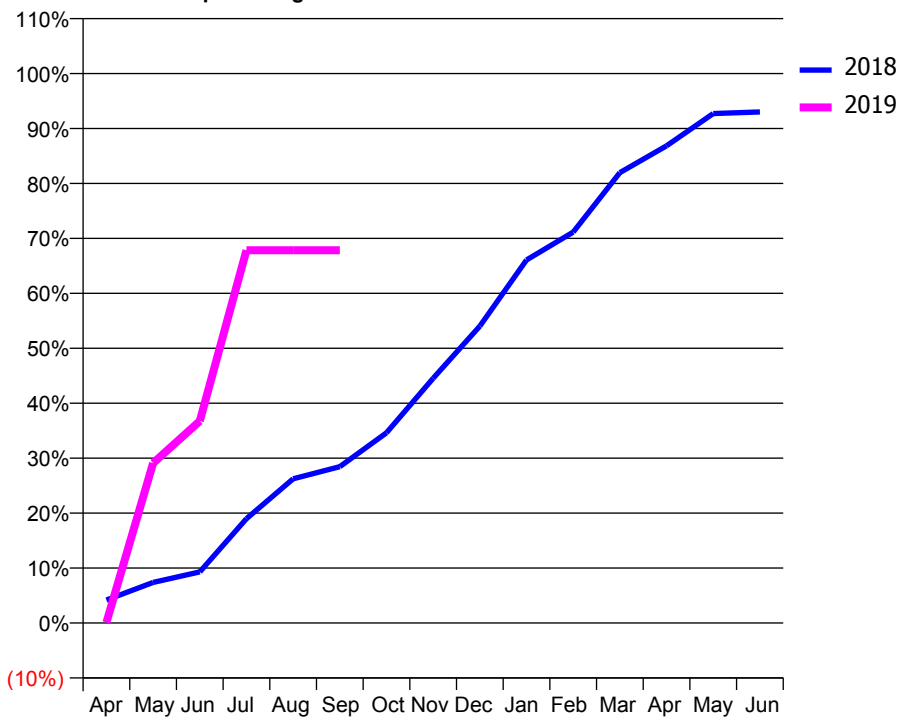
ACCESS*

Patients seen in 24 months	Total	Change since previous quarter
Quarter ending September 2017	2,458	
Quarter ending December 2017	2,422	↓
Quarter ending March 2018	2,406	→
Quarter ending June 2018	2,379	↓
Quarter ending September 2018	1,984	↓
Variance since September 2017	(19.3%)	↓



ACTIVITY

Cumulative percentage of contracted UDA delivered 2018 & 2019



Month	Adjusted Scheduled Activity (UDA)	
	2018	2019
April	286	1
May	503	267
June	635	337
July	1,295	622
August	1,790	622
September	1,941	622
October	2,361	
November	3,038	
December	3,684	
January	4,504	
February	4,851	
March	5,589	
April	5,921	
May	6,322	
June	6,342	

QUALITY

	Quantity	Base Number	Contract	LHB	Wales
% of FP17s for the same patient ID Re-attending within 3 months - Children	2	85	2.4%	8.6%	10.9%
% of FP17s for the same patient ID Re-attending within 3 months - Adults	13	377	3.4%	14.4%	15.6%
% of FP17s for the same patient ID Re-attending between 3 & 9 months - Children	19	85	22.4%	58.4%	59.4%
% of FP17s for the same patient ID Re-attending between 3 & 9 months - Adults	148	377	39.3%	55.1%	55.5%
% of FP17s for Band 1 Urgent Courses	0	224	0.0%	9.1%	8.9%
% of FP17s Relating to Free Repair or Replacements	0	224	0.0%	0.7%	0.7%
% of FP17s Relating to Continuations	0	224	0.0%	0.6%	0.7%
% of Patients satisfied with the dentistry they have received	2	2	N/A	94.6%	93.6%
% of Patients satisfied with the time they had to wait for an appointment	1	2	N/A	89.3%	88.1%

* This is based on patients treated on this contract for their most recent course of treatment. Figures in italics indicate the base number of FP17s or Patient Questionnaire responses are less than 100. N/A is shown where the base number of responses is less than 10 during the period. % is calculated as Quantity/Base number*100

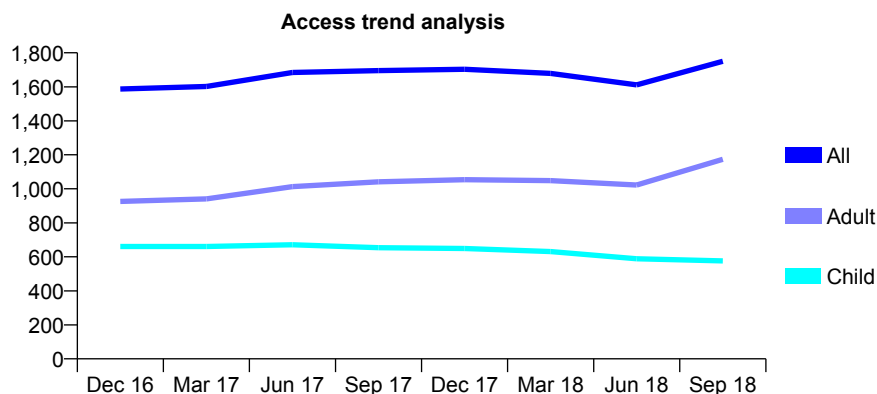
7A6 - Vital Signs At a Glance Contract Report for 738239/0001 - September 2018

Name or company name	Bargood Smile Ltd
Contract type name	GDS Contract
Purpose of contract	General
Contract start date	01/04/2006
Contract end date	

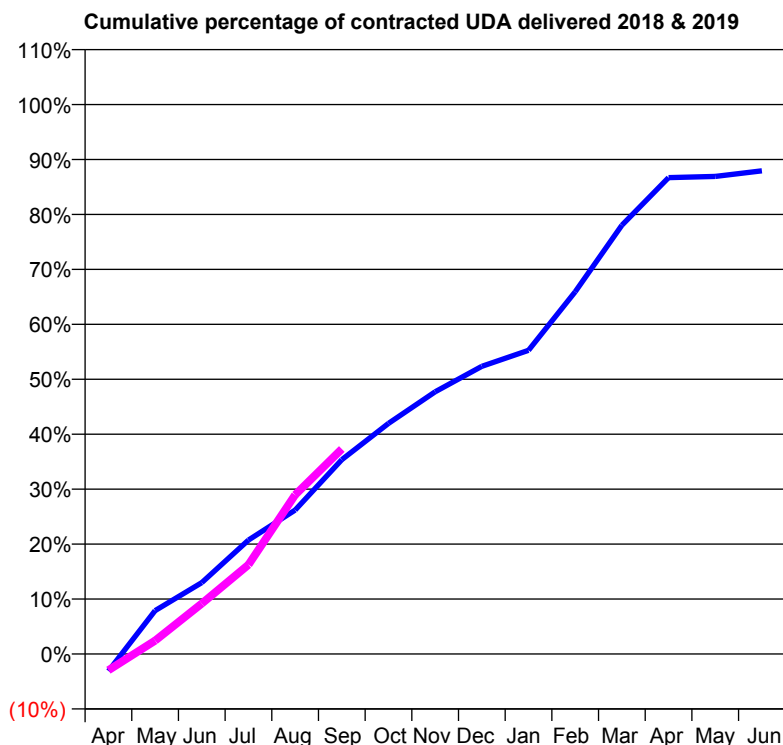
18/19 Contracted general activity (UDA)	6,374
Carry forward general activity (UDA)	382
18/19 Contracted orthodontic activity (UOA)	0
Carry forward orthodontic activity (UOA)	0
Baseline contract value	£187,684.84

ACCESS*

Patients seen in 24 months	Total	Change since previous quarter
Quarter ending September 2017	1,695	
Quarter ending December 2017	1,703	→
Quarter ending March 2018	1,679	↓
Quarter ending June 2018	1,611	↓
Quarter ending September 2018	1,750	↑
Variance since September 2017	3.2%	↑



ACTIVITY



Month	Adjusted Scheduled Activity (UDA)	
	2018	2019
April	-199	-190
May	504	156
June	829	586
July	1,322	1,036
August	1,669	1,846
September	2,254	2,377
October	2,675	
November	3,041	
December	3,337	
January	3,523	
February	4,202	
March	4,973	
April	5,525	
May	5,539	
June	5,604	

QUALITY

	Quantity	Base Number	Contract	LHB	Wales
% of FP17s for the same patient ID Re-attending within 3 months - Children	67	464	14.4%	8.6%	10.9%
% of FP17s for the same patient ID Re-attending within 3 months - Adults	94	786	12.0%	14.4%	15.6%
% of FP17s for the same patient ID Re-attending between 3 & 9 months - Children	247	464	53.2%	58.4%	59.4%
% of FP17s for the same patient ID Re-attending between 3 & 9 months - Adults	280	786	35.6%	55.1%	55.5%
% of FP17s for Band 1 Urgent Courses	82	1,021	8.0%	9.1%	8.9%
% of FP17s Relating to Free Repair or Replacements	0	1,021	0.0%	0.7%	0.7%
% of FP17s Relating to Continuations	1	1,021	0.1%	0.6%	0.7%
% of Patients satisfied with the dentistry they have received	0	1	N/A	94.6%	93.6%
% of Patients satisfied with the time they had to wait for an appointment	0	1	N/A	89.3%	88.1%

* This is based on patients treated on this contract for their most recent course of treatment. Figures in italics indicate the base number of FP17s or Patient Questionnaire responses are less than 100. N/A is shown where the base number of responses is less than 10 during the period. % is calculated as Quantity/Base number*100

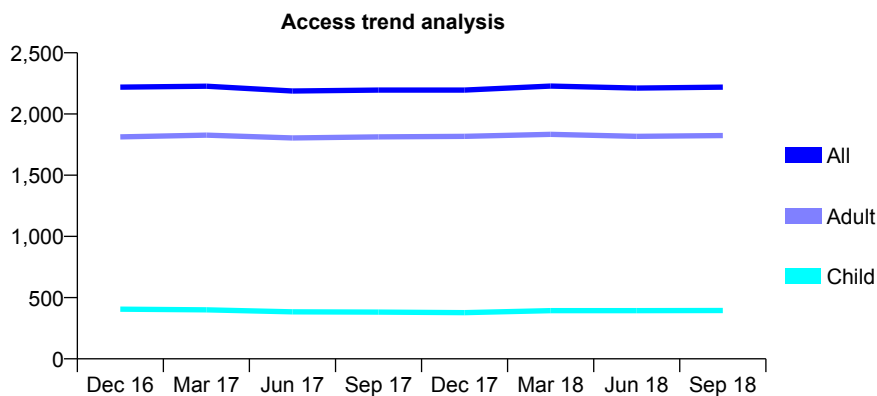
7A6 - Vital Signs At a Glance Contract Report for 742481/0001 - September 2018

Name or company name	MISS J WOODWARD
Contract type name	GDS Contract
Purpose of contract	General
Contract start date	01/04/2006
Contract end date	

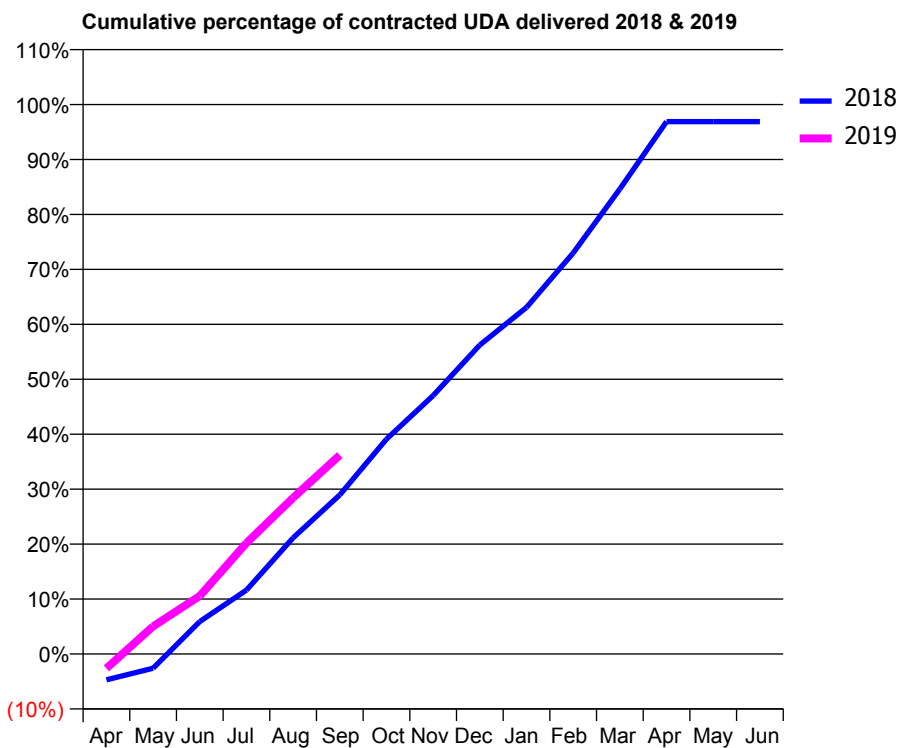
18/19 Contracted general activity (UDA)	6,911
Carry forward general activity (UDA)	213
18/19 Contracted orthodontic activity (UOA)	0
Carry forward orthodontic activity (UOA)	0
Baseline contract value	£145,908.88

ACCESS*

Patients seen in 24 months	Total	Change since previous quarter
Quarter ending September 2017	2,195	
Quarter ending December 2017	2,195	→
Quarter ending March 2018	2,228	→
Quarter ending June 2018	2,212	→
Quarter ending September 2018	2,219	→
Variance since September 2017	1.1%	→



ACTIVITY



Month	Adjusted Scheduled Activity (UDA)	
	2018	2019
April	-326	-182
May	-180	348
June	408	731
July	805	1,396
August	1,462	1,964
September	2,002	2,502
October	2,703	
November	3,251	
December	3,886	
January	4,360	
February	5,044	
March	5,850	
April	6,695	
May	6,695	
June	6,695	

QUALITY

	Quantity	Base Number	Contract	LHB	Wales
% of FP17s for the same patient ID Re-attending within 3 months - Children	42	352	11.9%	8.6%	10.9%
% of FP17s for the same patient ID Re-attending within 3 months - Adults	224	1,220	18.4%	14.4%	15.6%
% of FP17s for the same patient ID Re-attending between 3 & 9 months - Children	214	352	60.8%	58.4%	59.4%
% of FP17s for the same patient ID Re-attending between 3 & 9 months - Adults	449	1,220	36.8%	55.1%	55.5%
% of FP17s for Band 1 Urgent Courses	121	1,269	9.5%	9.1%	8.9%
% of FP17s Relating to Free Repair or Replacements	9	1,269	0.7%	0.7%	0.7%
% of FP17s Relating to Continuations	26	1,269	2.0%	0.6%	0.7%
% of Patients satisfied with the dentistry they have received	4	5	N/A	94.6%	93.6%
% of Patients satisfied with the time they had to wait for an appointment	3	5	N/A	89.3%	88.1%

* This is based on patients treated on this contract for their most recent course of treatment. Figures in italics indicate the base number of FP17s or Patient Questionnaire responses are less than 100. N/A is shown where the base number of responses is less than 10 during the period. % is calculated as Quantity/Base number*100

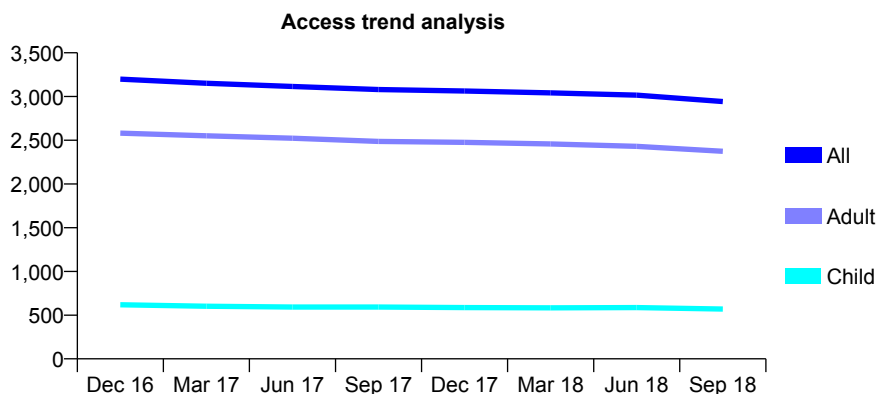
7A6 - Vital Signs At a Glance Contract Report for 767077/0001 - September 2018

Name or company name	MISS N MAHMOOD
Contract type name	GDS Contract
Purpose of contract	General
Contract start date	01/04/2006
Contract end date	

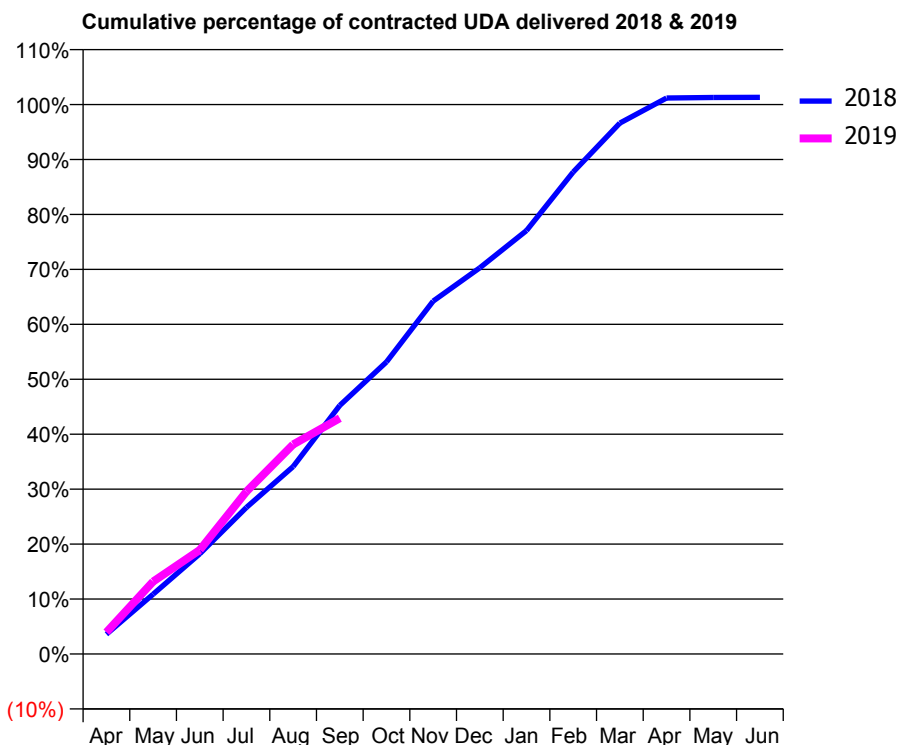
18/19 Contracted general activity (UDA)	10,435
Carry forward general activity (UDA)	-135
18/19 Contracted orthodontic activity (UOA)	0
Carry forward orthodontic activity (UOA)	0
Baseline contract value	£247,588.46

ACCESS*

Patients seen in 24 months	Total	Change since previous quarter
Quarter ending September 2017	3,080	
Quarter ending December 2017	3,063	→
Quarter ending March 2018	3,042	→
Quarter ending June 2018	3,016	→
Quarter ending September 2018	2,942	↓
Variance since September 2017	(4.5%)	↓



ACTIVITY



Month	Adjusted Scheduled Activity (UDA)	
	2018	2019
April	375	414
May	1,137	1,376
June	1,902	1,978
July	2,784	3,087
August	3,558	3,980
September	4,721	4,479
October	5,548	
November	6,701	
December	7,335	
January	8,041	
February	9,154	
March	10,083	
April	10,558	
May	10,568	
June	10,570	

QUALITY

	Quantity	Base Number	Contract	LHB	Wales
% of FP17s for the same patient ID Re-attending within 3 months - Children	14	424	3.3%	8.6%	10.9%
% of FP17s for the same patient ID Re-attending within 3 months - Adults	189	1,866	10.1%	14.4%	15.6%
% of FP17s for the same patient ID Re-attending between 3 & 9 months - Children	305	424	71.9%	58.4%	59.4%
% of FP17s for the same patient ID Re-attending between 3 & 9 months - Adults	1,330	1,866	71.3%	55.1%	55.5%
% of FP17s for Band 1 Urgent Courses	130	2,076	6.3%	9.1%	8.9%
% of FP17s Relating to Free Repair or Replacements	6	2,076	0.3%	0.7%	0.7%
% of FP17s Relating to Continuations	13	2,076	0.6%	0.6%	0.7%
% of Patients satisfied with the dentistry they have received	11	11	100.0%	94.6%	93.6%
% of Patients satisfied with the time they had to wait for an appointment	11	11	100.0%	89.3%	88.1%

* This is based on patients treated on this contract for their most recent course of treatment. Figures in italics indicate the base number of FP17s or Patient Questionnaire responses are less than 100. N/A is shown where the base number of responses is less than 10 during the period. % is calculated as Quantity/Base number*100

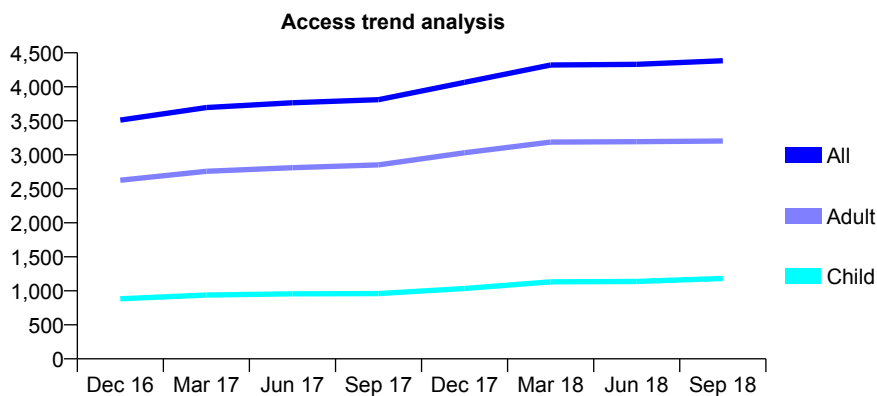
7A6 - Vital Signs At a Glance Contract Report for 782572/0001 - September 2018

Name or company name	MR JD COOK
Contract type name	GDS Contract
Purpose of contract	General
Contract start date	01/08/2010
Contract end date	

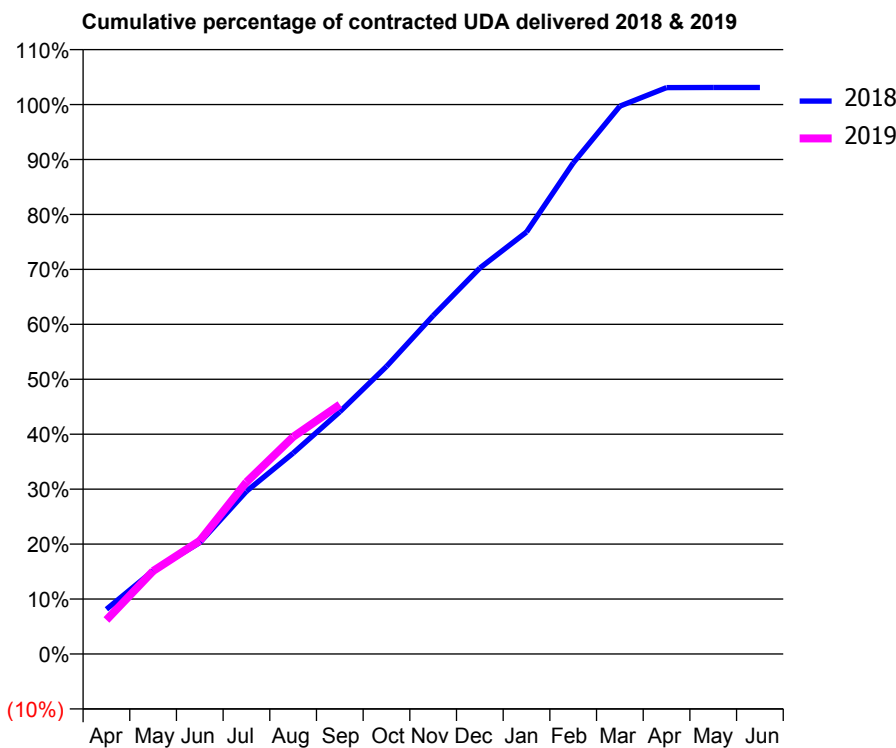
18/19 Contracted general activity (UDA)	13,868
Carry forward general activity (UDA)	-434
18/19 Contracted orthodontic activity (UOA)	0
Carry forward orthodontic activity (UOA)	0
Baseline contract value	£299,062.74

ACCESS*

Patients seen in 24 months	Total	Change since previous quarter
Quarter ending September 2017	3,811	
Quarter ending December 2017	4,065	↑
Quarter ending March 2018	4,320	↑
Quarter ending June 2018	4,331	→
Quarter ending September 2018	4,384	→
Variance since September 2017	15.0%	↑



ACTIVITY



Month	Adjusted Scheduled Activity (UDA)	
	2018	2019
April	1,128	860
May	2,101	2,094
June	2,811	2,858
July	4,107	4,339
August	5,070	5,479
September	6,114	6,296
October	7,257	
November	8,541	
December	9,742	
January	10,648	
February	12,393	
March	13,828	
April	14,294	
May	14,299	
June	14,299	

QUALITY

	Quantity	Base Number	Contract	LHB	Wales
% of FP17s for the same patient ID Re-attending within 3 months - Children	73	1,008	7.2%	8.6%	10.9%
% of FP17s for the same patient ID Re-attending within 3 months - Adults	312	2,562	12.2%	14.4%	15.6%
% of FP17s for the same patient ID Re-attending between 3 & 9 months - Children	689	1,008	68.4%	58.4%	59.4%
% of FP17s for the same patient ID Re-attending between 3 & 9 months - Adults	1,650	2,562	64.4%	55.1%	55.5%
% of FP17s for Band 1 Urgent Courses	349	3,372	10.3%	9.1%	8.9%
% of FP17s Relating to Free Repair or Replacements	16	3,372	0.5%	0.7%	0.7%
% of FP17s Relating to Continuations	14	3,372	0.4%	0.6%	0.7%
% of Patients satisfied with the dentistry they have received	2	2	N/A	94.6%	93.6%
% of Patients satisfied with the time they had to wait for an appointment	2	2	N/A	89.3%	88.1%

* This is based on patients treated on this contract for their most recent course of treatment. Figures in italics indicate the base number of FP17s or Patient Questionnaire responses are less than 100. N/A is shown where the base number of responses is less than 10 during the period. % is calculated as Quantity/Base number*100

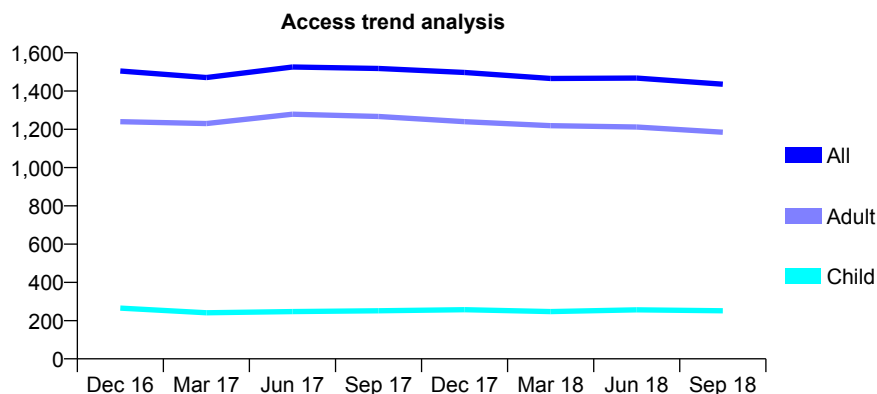
7A6 - Vital Signs At a Glance Contract Report for 801933/0002 - September 2018

Name or company name	MR LH RICH
Contract type name	GDS Contract
Purpose of contract	General
Contract start date	06/05/2013
Contract end date	

18/19 Contracted general activity (UDA)	4,550
Carry forward general activity (UDA)	273
18/19 Contracted orthodontic activity (UOA)	0
Carry forward orthodontic activity (UOA)	0
Baseline contract value	£99,960.17

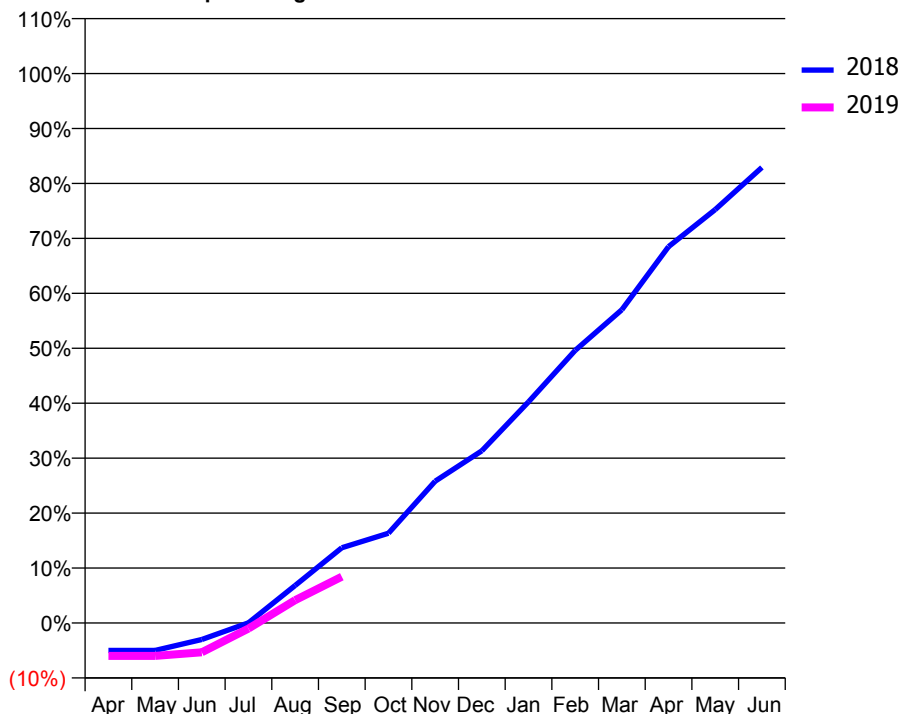
ACCESS*

Patients seen in 24 months	Total	Change since previous quarter
Quarter ending September 2017	1,518	
Quarter ending December 2017	1,497	↓
Quarter ending March 2018	1,466	↓
Quarter ending June 2018	1,468	→
Quarter ending September 2018	1,436	↓
Variance since September 2017	(5.4%)	↓



ACTIVITY

Cumulative percentage of contracted UDA delivered 2018 & 2019



Adjusted Scheduled Activity (UDA)

Month	2018	2019
April	-228	-273
May	-228	-273
June	-137	-243
July	2	-47
August	311	189
September	623	383
October	744	
November	1,174	
December	1,426	
January	1,831	
February	2,257	
March	2,594	
April	3,117	
May	3,423	
June	3,772	

QUALITY

	Quantity	Base Number	Contract	LHB	Wales
% of FP17s for the same patient ID Re-attending within 3 months - Children	4	110	3.6%	8.6%	10.9%
% of FP17s for the same patient ID Re-attending within 3 months - Adults	41	554	7.4%	14.4%	15.6%
% of FP17s for the same patient ID Re-attending between 3 & 9 months - Children	35	110	31.8%	58.4%	59.4%
% of FP17s for the same patient ID Re-attending between 3 & 9 months - Adults	200	554	36.1%	55.1%	55.5%
% of FP17s for Band 1 Urgent Courses	1	301	0.3%	9.1%	8.9%
% of FP17s Relating to Free Repair or Replacements	5	301	1.7%	0.7%	0.7%
% of FP17s Relating to Continuations	0	301	0.0%	0.6%	0.7%
% of Patients satisfied with the dentistry they have received	4	5	N/A	94.6%	93.6%
% of Patients satisfied with the time they had to wait for an appointment	4	5	N/A	89.3%	88.1%

* This is based on patients treated on this contract for their most recent course of treatment. Figures in italics indicate the base number of FP17s or Patient Questionnaire responses are less than 100. N/A is shown where the base number of responses is less than 10 during the period. % is calculated as Quantity/Base number*100

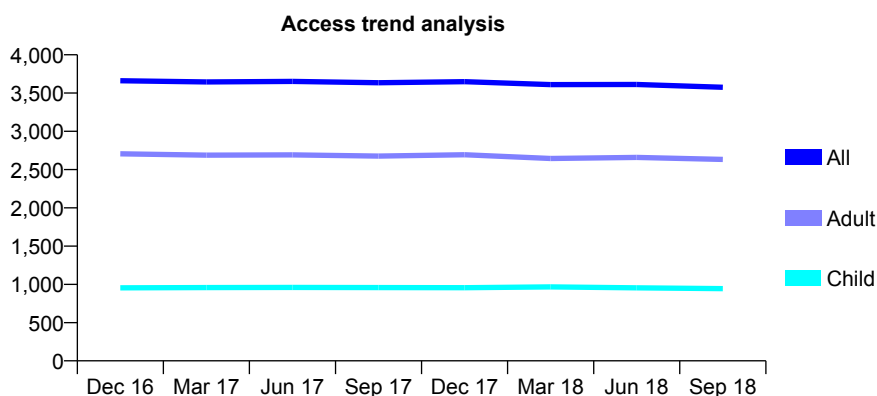
7A6 - Vital Signs At a Glance Contract Report for 919896/0001 - September 2018

Name or company name	MR DW EDWARDS
Contract type name	GDS Contract
Purpose of contract	General
Contract start date	01/04/2006
Contract end date	

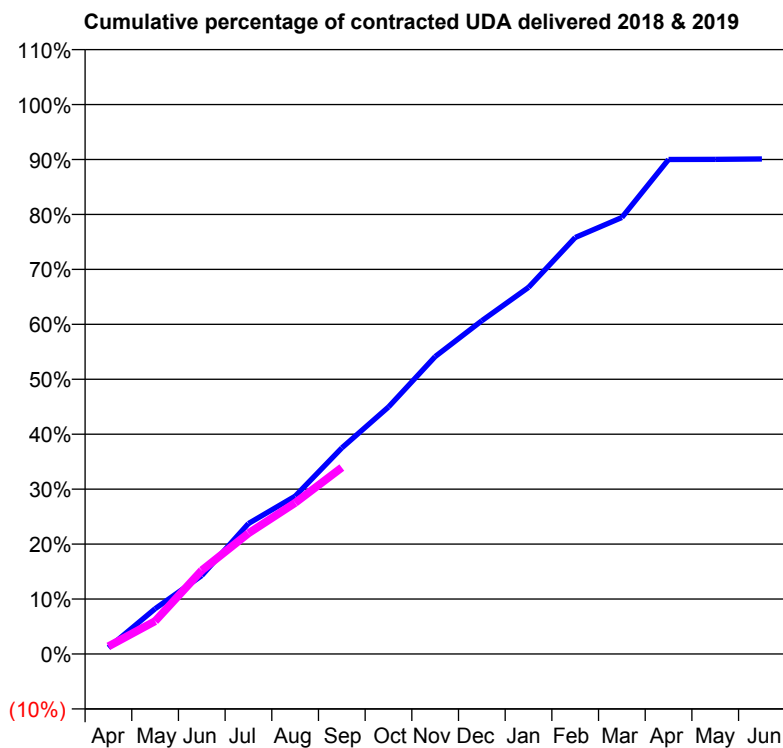
18/19 Contracted general activity (UDA)	11,339
Carry forward general activity (UDA)	0
18/19 Contracted orthodontic activity (UOA)	0
Carry forward orthodontic activity (UOA)	0
Baseline contract value	£261,249.02

ACCESS*

Patients seen in 24 months	Total	Change since previous quarter
Quarter ending September 2017	3,634	
Quarter ending December 2017	3,649	→
Quarter ending March 2018	3,611	↓
Quarter ending June 2018	3,613	→
Quarter ending September 2018	3,576	↓
Variance since September 2017	(1.6%)	↓



ACTIVITY



Month	Adjusted Scheduled Activity (UDA)	
	2018	2019
April	132	159
May	934	680
June	1,620	1,728
July	2,691	2,491
August	3,257	3,118
September	4,252	3,849
October	5,097	
November	6,137	
December	6,879	
January	7,565	
February	8,594	
March	9,007	
April	10,205	
May	10,207	
June	10,214	

QUALITY

	Quantity	Base Number	Contract	LHB	Wales
% of FP17s for the same patient ID Re-attending within 3 months - Children	34	762	4.5%	8.6%	10.9%
% of FP17s for the same patient ID Re-attending within 3 months - Adults	236	1,937	12.2%	14.4%	15.6%
% of FP17s for the same patient ID Re-attending between 3 & 9 months - Children	522	762	68.5%	58.4%	59.4%
% of FP17s for the same patient ID Re-attending between 3 & 9 months - Adults	1,032	1,937	53.3%	55.1%	55.5%
% of FP17s for Band 1 Urgent Courses	134	2,129	6.3%	9.1%	8.9%
% of FP17s Relating to Free Repair or Replacements	13	2,129	0.6%	0.7%	0.7%
% of FP17s Relating to Continuations	17	2,129	0.8%	0.6%	0.7%
% of Patients satisfied with the dentistry they have received	5	5	N/A	94.6%	93.6%
% of Patients satisfied with the time they had to wait for an appointment	4	5	N/A	89.3%	88.1%

* This is based on patients treated on this contract for their most recent course of treatment. Figures in italics indicate the base number of FP17s or Patient Questionnaire responses are less than 100. N/A is shown where the base number of responses is less than 10 during the period. % is calculated as Quantity/Base number*100

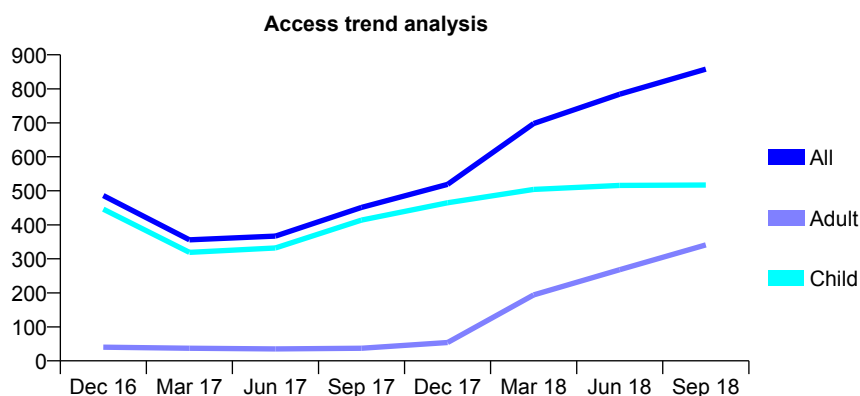
7A6 - Vital Signs At a Glance Contract Report for 929018/0001 - September 2018

Name or company name	Skyrunner Limited
Contract type name	GDS Contract
Purpose of contract	General
Contract start date	01/04/2006
Contract end date	

18/19 Contracted general activity (UDA)	1,569
Carry forward general activity (UDA)	53
18/19 Contracted orthodontic activity (UOA)	0
Carry forward orthodontic activity (UOA)	0
Baseline contract value	£44,931.89

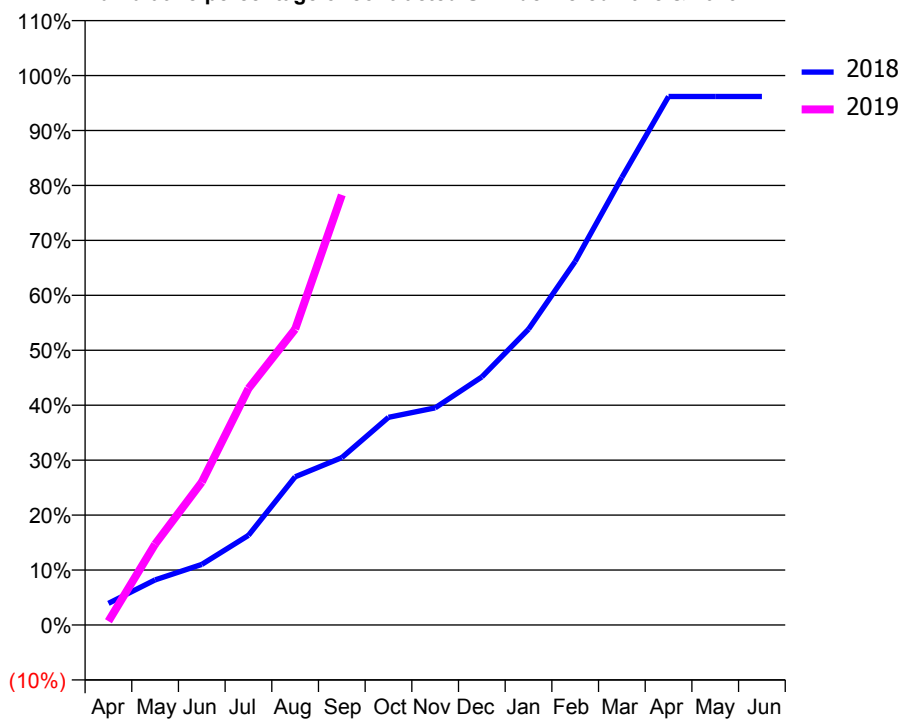
ACCESS*

Patients seen in 24 months	Total	Change since previous quarter
Quarter ending September 2017	451	
Quarter ending December 2017	519	↑
Quarter ending March 2018	698	↑
Quarter ending June 2018	784	↑
Quarter ending September 2018	858	↑
Variance since September 2017	90.2%	↑



ACTIVITY

Cumulative percentage of contracted UDA delivered 2018 & 2019



Month	Adjusted Scheduled Activity (UDA)	
	2018	2019
April	62	11
May	129	231
June	173	408
July	256	675
August	423	845
September	478	1,228
October	593	
November	620	
December	708	
January	845	
February	1,038	
March	1,278	
April	1,509	
May	1,509	
June	1,509	

QUALITY

	Quantity	Base Number	Contract	LHB	Wales
% of FP17s for the same patient ID Re-attending within 3 months - Children	28	421	6.7%	8.6%	10.9%
% of FP17s for the same patient ID Re-attending within 3 months - Adults	26	300	8.7%	14.4%	15.6%
% of FP17s for the same patient ID Re-attending between 3 & 9 months - Children	275	421	65.3%	58.4%	59.4%
% of FP17s for the same patient ID Re-attending between 3 & 9 months - Adults	56	300	18.7%	55.1%	55.5%
% of FP17s for Band 1 Urgent Courses	6	621	1.0%	9.1%	8.9%
% of FP17s Relating to Free Repair or Replacements	0	621	0.0%	0.7%	0.7%
% of FP17s Relating to Continuations	1	621	0.2%	0.6%	0.7%
% of Patients satisfied with the dentistry they have received	1	1	N/A	94.6%	93.6%
% of Patients satisfied with the time they had to wait for an appointment	1	1	N/A	89.3%	88.1%

* This is based on patients treated on this contract for their most recent course of treatment. Figures in italics indicate the base number of FP17s or Patient Questionnaire responses are less than 100. N/A is shown where the base number of responses is less than 10 during the period. % is calculated as Quantity/Base number*100

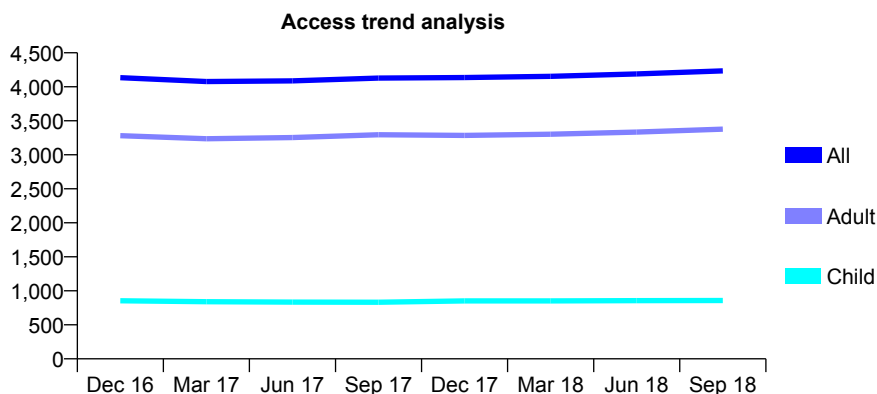
7A6 - Vital Signs At a Glance Contract Report for 952346/0001 - September 2018

Name or company name	MISS MH STANTON
Contract type name	GDS Contract
Purpose of contract	General
Contract start date	01/04/2006
Contract end date	

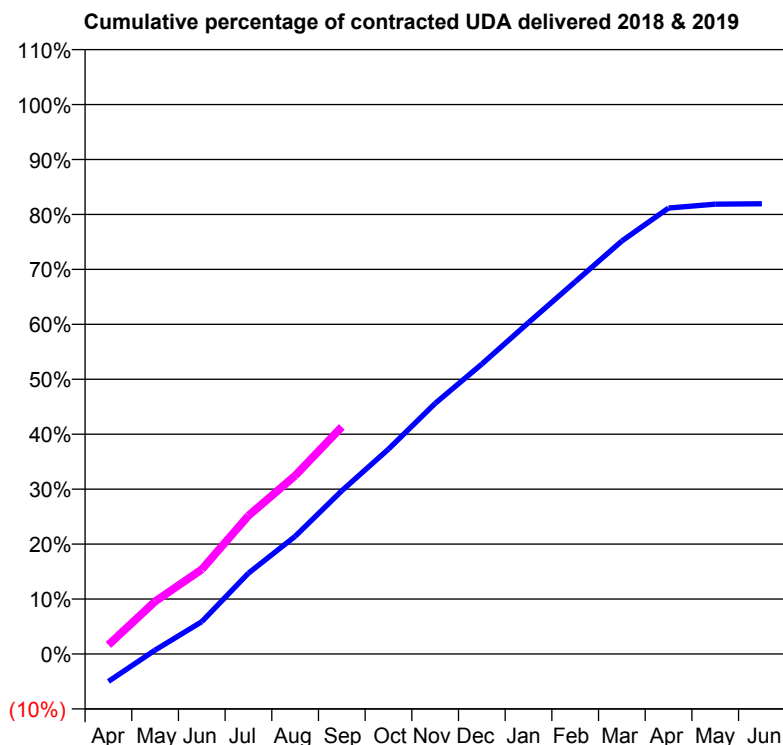
18/19 Contracted general activity (UDA)	14,876
Carry forward general activity (UDA)	0
18/19 Contracted orthodontic activity (UOA)	0
Carry forward orthodontic activity (UOA)	0
Baseline contract value	£443,431.13

ACCESS*

Patients seen in 24 months	Total	Change since previous quarter
Quarter ending September 2017	4,128	
Quarter ending December 2017	4,137	→
Quarter ending March 2018	4,153	→
Quarter ending June 2018	4,190	→
Quarter ending September 2018	4,235	→
Variance since September 2017	2.6%	↑



ACTIVITY



Month	Adjusted Scheduled Activity (UDA)	
	2018	2019
April	-744	247
May	108	1,424
June	876	2,291
July	2,190	3,744
August	3,187	4,828
September	4,419	6,150
October	5,548	
November	6,785	
December	7,851	
January	8,973	
February	10,078	
March	11,183	
April	12,073	
May	12,180	
June	12,189	

QUALITY

	Quantity	Base Number	Contract	LHB	Wales
% of FP17s for the same patient ID Re-attending within 3 months - Children	32	618	5.2%	8.6%	10.9%
% of FP17s for the same patient ID Re-attending within 3 months - Adults	455	2,889	15.7%	14.4%	15.6%
% of FP17s for the same patient ID Re-attending between 3 & 9 months - Children	421	618	68.1%	58.4%	59.4%
% of FP17s for the same patient ID Re-attending between 3 & 9 months - Adults	1,752	2,889	60.6%	55.1%	55.5%
% of FP17s for Band 1 Urgent Courses	241	3,065	7.9%	9.1%	8.9%
% of FP17s Relating to Free Repair or Replacements	34	3,065	1.1%	0.7%	0.7%
% of FP17s Relating to Continuations	29	3,065	0.9%	0.6%	0.7%
% of Patients satisfied with the dentistry they have received	16	16	100.0%	94.6%	93.6%
% of Patients satisfied with the time they had to wait for an appointment	16	16	100.0%	89.3%	88.1%

* This is based on patients treated on this contract for their most recent course of treatment. Figures in italics indicate the base number of FP17s or Patient Questionnaire responses are less than 100. N/A is shown where the base number of responses is less than 10 during the period. % is calculated as Quantity/Base number*100

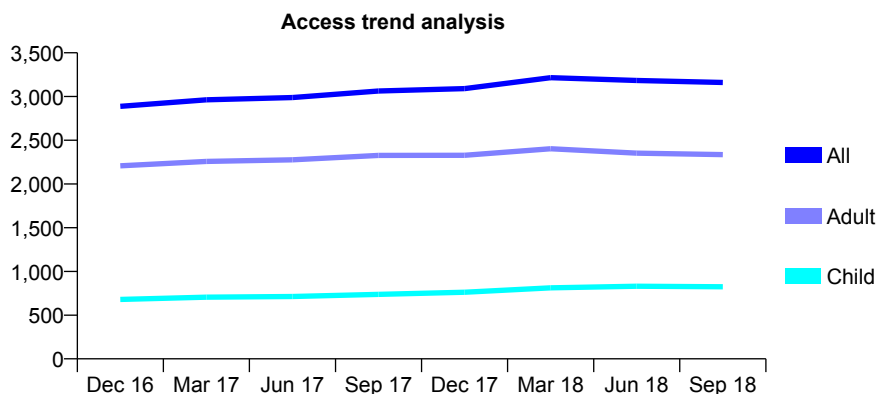
7A6 - Vital Signs At a Glance Contract Report for 965332/0001 - September 2018

Name or company name	94 Dental
Contract type name	GDS Contract
Purpose of contract	General
Contract start date	01/04/2011
Contract end date	

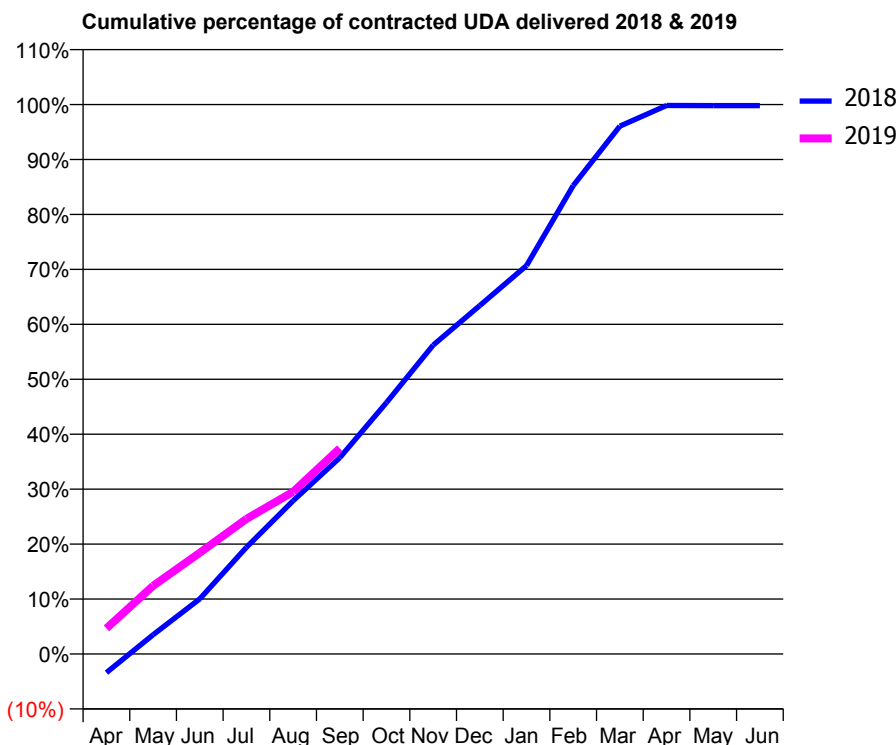
18/19 Contracted general activity (UDA)	10,011
Carry forward general activity (UDA)	18
18/19 Contracted orthodontic activity (UOA)	0
Carry forward orthodontic activity (UOA)	0
Baseline contract value	£243,592.70

ACCESS*

Patients seen in 24 months	Total	Change since previous quarter
Quarter ending September 2017	3,063	
Quarter ending December 2017	3,090	→
Quarter ending March 2018	3,215	↑
Quarter ending June 2018	3,183	→
Quarter ending September 2018	3,161	→
Variance since September 2017	3.2%	↑



ACTIVITY



Month	Adjusted Scheduled Activity (UDA)	
	2018	2019
April	-340	468
May	351	1,243
June	1,005	1,845
July	1,944	2,461
August	2,793	2,955
September	3,577	3,747
October	4,580	
November	5,627	
December	6,348	
January	7,076	
February	8,534	
March	9,617	
April	9,992	
May	9,991	
June	9,991	

QUALITY

	Quantity	Base Number	Contract	LHB	Wales
% of FP17s for the same patient ID Re-attending within 3 months - Children	41	584	7.0%	8.6%	10.9%
% of FP17s for the same patient ID Re-attending within 3 months - Adults	117	1,589	7.4%	14.4%	15.6%
% of FP17s for the same patient ID Re-attending between 3 & 9 months - Children	421	584	72.1%	58.4%	59.4%
% of FP17s for the same patient ID Re-attending between 3 & 9 months - Adults	1,208	1,589	76.0%	55.1%	55.5%
% of FP17s for Band 1 Urgent Courses	117	2,035	5.7%	9.1%	8.9%
% of FP17s Relating to Free Repair or Replacements	15	2,035	0.7%	0.7%	0.7%
% of FP17s Relating to Continuations	5	2,035	0.2%	0.6%	0.7%
% of Patients satisfied with the dentistry they have received	8	9	N/A	94.6%	93.6%
% of Patients satisfied with the time they had to wait for an appointment	7	9	N/A	89.3%	88.1%

* This is based on patients treated on this contract for their most recent course of treatment. Figures in italics indicate the base number of FP17s or Patient Questionnaire responses are less than 100. N/A is shown where the base number of responses is less than 10 during the period. % is calculated as Quantity/Base number*100

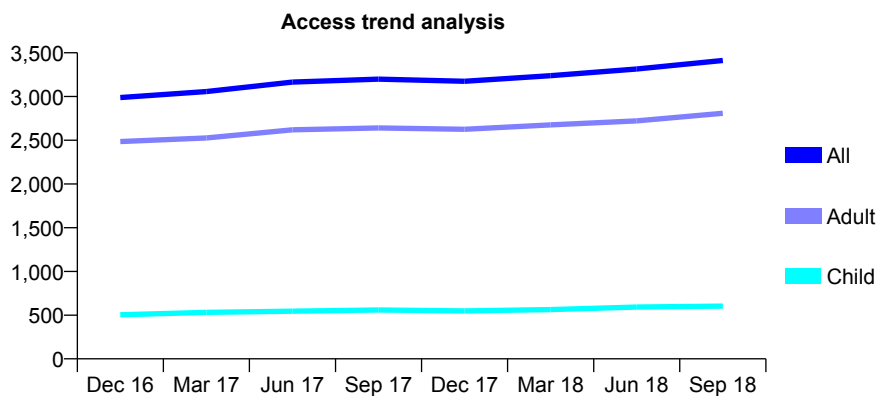
7A6 - Vital Signs At a Glance Contract Report for 972665/0001 - September 2018

Name or company name	Incisive Oral Solutions Limited
Contract type name	GDS Contract
Purpose of contract	General
Contract start date	01/07/2015
Contract end date	

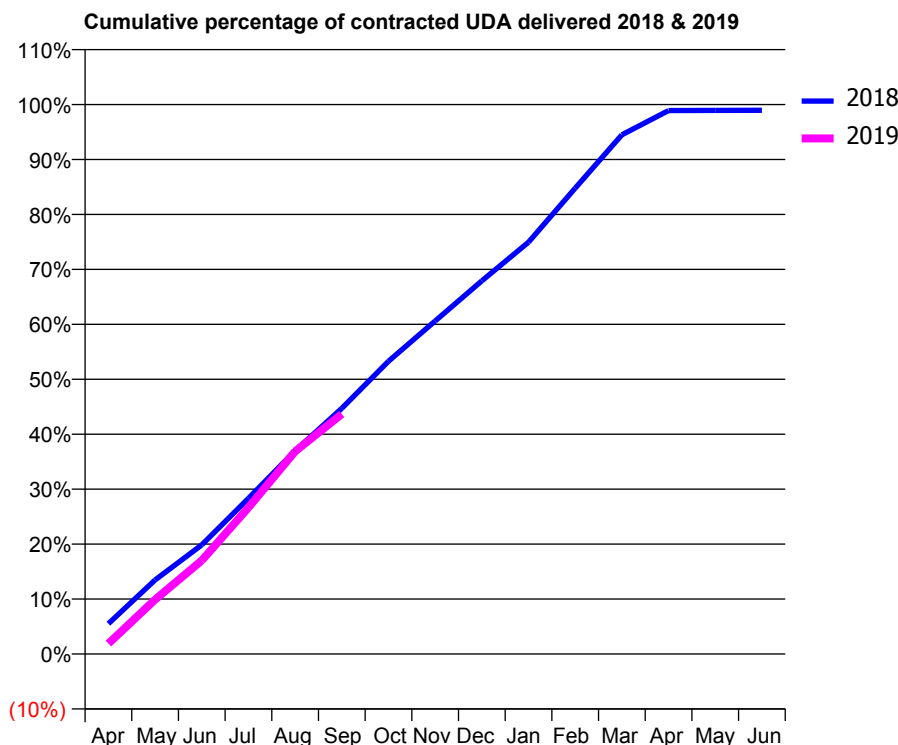
18/19 Contracted general activity (UDA)	10,765
Carry forward general activity (UDA)	101
18/19 Contracted orthodontic activity (UOA)	0
Carry forward orthodontic activity (UOA)	0
Baseline contract value	£252,476.46

ACCESS*

Patients seen in 24 months	Total	Change since previous quarter
Quarter ending September 2017	3,199	
Quarter ending December 2017	3,174	→
Quarter ending March 2018	3,239	↑
Quarter ending June 2018	3,314	↑
Quarter ending September 2018	3,412	↑
Variance since September 2017	6.7%	↑



ACTIVITY



Month	Adjusted Scheduled Activity (UDA)	
	2018	2019
April	594	205
May	1,452	1,067
June	2,138	1,833
July	3,051	2,869
August	3,982	3,971
September	4,812	4,701
October	5,735	
November	6,526	
December	7,310	
January	8,068	
February	9,126	
March	10,172	
April	10,646	
May	10,648	
June	10,651	

QUALITY

	Quantity	Base Number	Contract	LHB	Wales
% of FP17s for the same patient ID Re-attending within 3 months - Children	28	496	5.6%	8.6%	10.9%
% of FP17s for the same patient ID Re-attending within 3 months - Adults	189	2,287	8.3%	14.4%	15.6%
% of FP17s for the same patient ID Re-attending between 3 & 9 months - Children	328	496	66.1%	58.4%	59.4%
% of FP17s for the same patient ID Re-attending between 3 & 9 months - Adults	1,514	2,287	66.2%	55.1%	55.5%
% of FP17s for Band 1 Urgent Courses	122	2,589	4.7%	9.1%	8.9%
% of FP17s Relating to Free Repair or Replacements	17	2,589	0.7%	0.7%	0.7%
% of FP17s Relating to Continuations	10	2,589	0.4%	0.6%	0.7%
% of Patients satisfied with the dentistry they have received	10	10	100.0%	94.6%	93.6%
% of Patients satisfied with the time they had to wait for an appointment	10	10	100.0%	89.3%	88.1%

* This is based on patients treated on this contract for their most recent course of treatment. Figures in italics indicate the base number of FP17s or Patient Questionnaire responses are less than 100. N/A is shown where the base number of responses is less than 10 during the period. % is calculated as Quantity/Base number*100

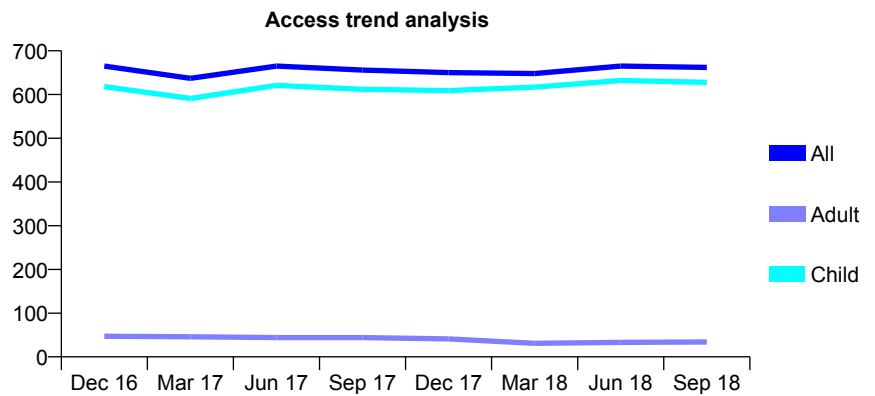
7A6 - Vital Signs At a Glance Contract Report for 980625/0001 - September 2018

Name or company name	MR PJ EVANS
Contract type name	GDS Contract
Purpose of contract	General
Contract start date	01/04/2006
Contract end date	

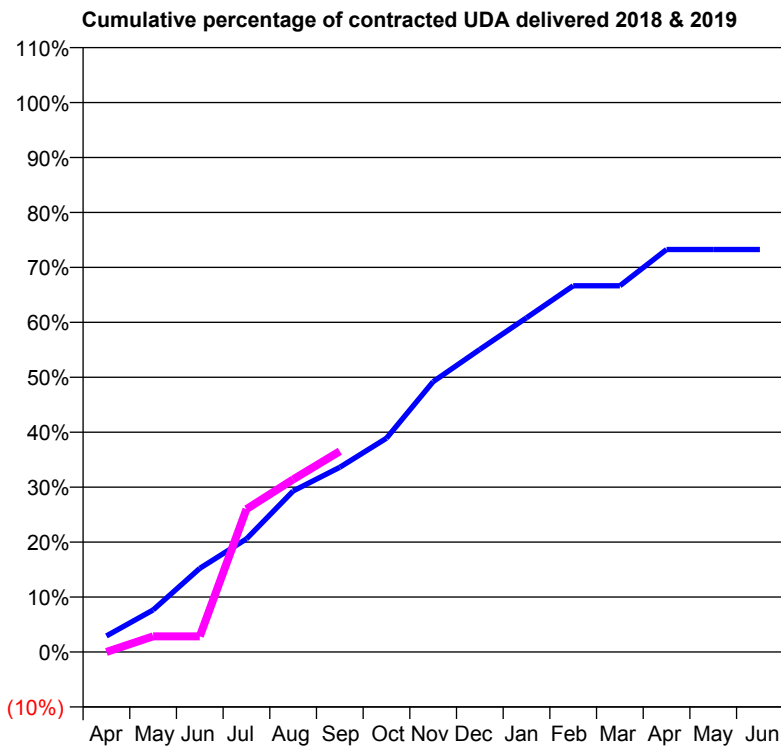
18/19 Contracted general activity (UDA)	1,756
Carry forward general activity (UDA)	0
18/19 Contracted orthodontic activity (UOA)	0
Carry forward orthodontic activity (UOA)	0
Baseline contract value	£47,728.26

ACCESS*

Patients seen in 24 months	Total	Change since previous quarter
Quarter ending September 2017	656	
Quarter ending December 2017	650	→
Quarter ending March 2018	648	→
Quarter ending June 2018	665	↑
Quarter ending September 2018	662	→
Variance since September 2017	0.9%	→



ACTIVITY



Month	Adjusted Scheduled Activity (UDA)	
	2018	2019
April	51	0
May	134	50
June	268	50
July	362	456
August	515	552
September	591	642
October	683	
November	864	
December	967	
January	1,068	
February	1,170	
March	1,170	
April	1,286	
May	1,286	
June	1,286	

QUALITY

	Quantity	Base Number	Contract	LHB	Wales
% of FP17s for the same patient ID Re-attending within 3 months - Children	26	568	4.6%	8.6%	10.9%
% of FP17s for the same patient ID Re-attending within 3 months - Adults	0	0	N/A	14.4%	15.6%
% of FP17s for the same patient ID Re-attending between 3 & 9 months - Children	375	568	66.0%	58.4%	59.4%
% of FP17s for the same patient ID Re-attending between 3 & 9 months - Adults	0	0	N/A	55.1%	55.5%
% of FP17s for Band 1 Urgent Courses	8	476	1.7%	9.1%	8.9%
% of FP17s Relating to Free Repair or Replacements	0	476	0.0%	0.7%	0.7%
% of FP17s Relating to Continuations	3	476	0.6%	0.6%	0.7%
% of Patients satisfied with the dentistry they have received	0	0	N/A	94.6%	93.6%
% of Patients satisfied with the time they had to wait for an appointment	0	0	N/A	89.3%	88.1%

* This is based on patients treated on this contract for their most recent course of treatment. Figures in italics indicate the base number of FP17s or Patient Questionnaire responses are less than 100. N/A is shown where the base number of responses is less than 10 during the period. % is calculated as Quantity/Base number*100

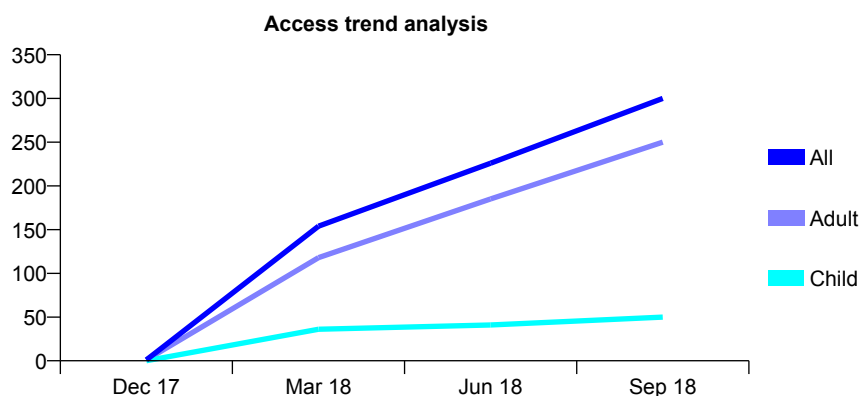
7A7 - Vital Signs At a Glance Contract Report for 100133/0000 - September 2018

Name or company name	Powys Local Health Board
Contract type name	PDS Contract
Purpose of contract	General
Contract start date	01/05/2016
Contract end date	31/03/2020

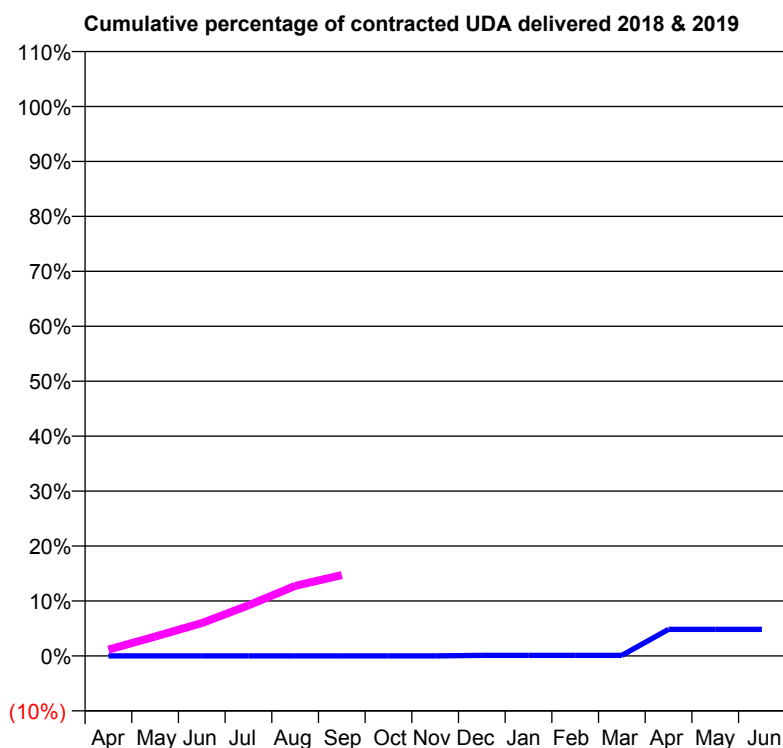
18/19 Contracted general activity (UDA)	3,000
Carry forward general activity (UDA)	0
18/19 Contracted orthodontic activity (UOA)	0
Carry forward orthodontic activity (UOA)	0
Baseline contract value	£0.00

ACCESS*

Patients seen in 24 months	Total	Change since previous quarter
Quarter ending September 2017	0	
Quarter ending December 2017	1	↑
Quarter ending March 2018	154	↑
Quarter ending June 2018	226	↑
Quarter ending September 2018	300	↑
Variance since September 2017	N/A	



ACTIVITY



Month	Adjusted Scheduled Activity (UDA)	
	2018	2019
April	0	35
May	0	106
June	0	179
July	0	276
August	0	383
September	0	442
October	0	
November	0	
December	3	
January	3	
February	3	
March	3	
April	145	
May	145	
June	145	

QUALITY

	Quantity	Base Number	Contract	LHB	Wales
% of FP17s for the same patient ID Re-attending within 3 months - Children	3	69	4.3%	8.5%	10.9%
% of FP17s for the same patient ID Re-attending within 3 months - Adults	21	318	6.6%	13.7%	15.6%
% of FP17s for the same patient ID Re-attending between 3 & 9 months - Children	3	69	4.3%	51.5%	59.4%
% of FP17s for the same patient ID Re-attending between 3 & 9 months - Adults	16	318	5.0%	50.0%	55.5%
% of FP17s for Band 1 Urgent Courses	62	210	29.5%	9.9%	8.9%
% of FP17s Relating to Free Repair or Replacements	0	210	0.0%	0.6%	0.7%
% of FP17s Relating to Continuations	2	210	1.0%	1.3%	0.7%
% of Patients satisfied with the dentistry they have received	6	6	N/A	93.5%	93.6%
% of Patients satisfied with the time they had to wait for an appointment	5	6	N/A	86.6%	88.1%

* This is based on patients treated on this contract for their most recent course of treatment. Figures in italics indicate the base number of FP17s or Patient Questionnaire responses are less than 100. N/A is shown where the base number of responses is less than 10 during the period. % is calculated as Quantity/Base number*100

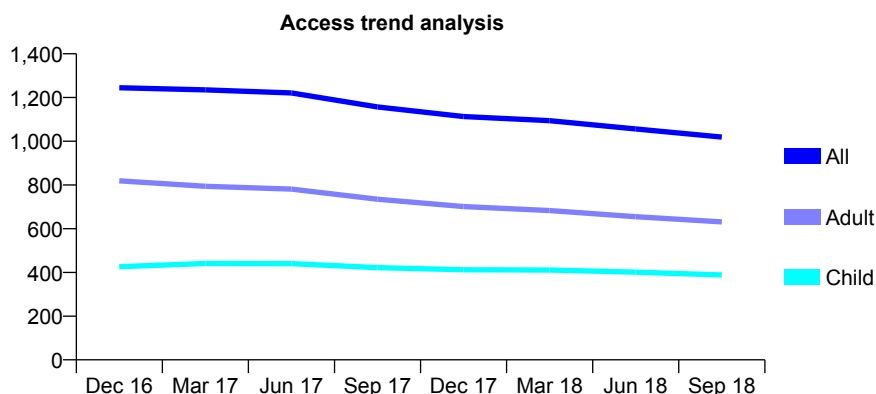
7A7 - Vital Signs At a Glance Contract Report for 108820/0001 - September 2018

Name or company name	The Severnside Limited Partnership
Contract type name	GDS Contract
Purpose of contract	General
Contract start date	27/10/2013
Contract end date	

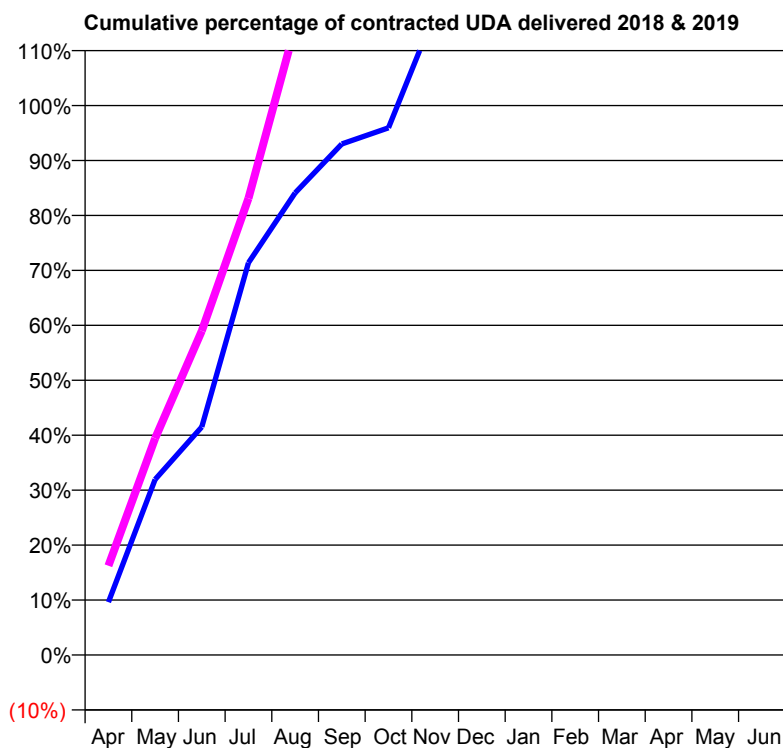
18/19 Contracted general activity (UDA)	1,268
Carry forward general activity (UDA)	0
18/19 Contracted orthodontic activity (UOA)	0
Carry forward orthodontic activity (UOA)	0
Baseline contract value	£36,349.57

ACCESS*

Patients seen in 24 months	Total	Change since previous quarter
Quarter ending September 2017	1,157	
Quarter ending December 2017	1,113	↓
Quarter ending March 2018	1,094	↓
Quarter ending June 2018	1,056	↓
Quarter ending September 2018	1,019	↓
Variance since September 2017	(11.9%)	↓



ACTIVITY



Month	Adjusted Scheduled Activity (UDA)	
	2018	2019
April	122	206
May	405	500
June	526	748
July	905	1,054
August	1,066	1,448
September	1,179	1,528
October	1,216	
November	1,483	
December	1,582	
January	1,722	
February	1,975	
March	2,145	
April	2,259	
May	2,259	
June	2,259	

QUALITY

	Quantity	Base Number	Contract	LHB	Wales
% of FP17s for the same patient ID Re-attending within 3 months - Children	11	275	4.0%	8.5%	10.9%
% of FP17s for the same patient ID Re-attending within 3 months - Adults	41	444	9.2%	13.7%	15.6%
% of FP17s for the same patient ID Re-attending between 3 & 9 months - Children	162	275	58.9%	51.5%	59.4%
% of FP17s for the same patient ID Re-attending between 3 & 9 months - Adults	212	444	47.7%	50.0%	55.5%
% of FP17s for Band 1 Urgent Courses	18	656	2.7%	9.9%	8.9%
% of FP17s Relating to Free Repair or Replacements	3	656	0.5%	0.6%	0.7%
% of FP17s Relating to Continuations	7	656	1.1%	1.3%	0.7%
% of Patients satisfied with the dentistry they have received	4	4	N/A	93.5%	93.6%
% of Patients satisfied with the time they had to wait for an appointment	3	4	N/A	86.6%	88.1%

* This is based on patients treated on this contract for their most recent course of treatment. Figures in italics indicate the base number of FP17s or Patient Questionnaire responses are less than 100. N/A is shown where the base number of responses is less than 10 during the period. % is calculated as Quantity/Base number*100

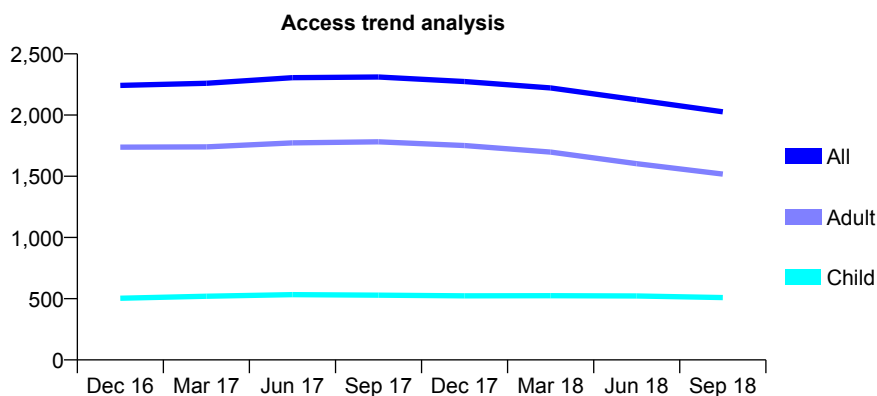
7A7 - Vital Signs At a Glance Contract Report for 111155/0001 - September 2018

Name or company name	Professor St John Crean, ME Northmore ar
Contract type name	GDS Contract
Purpose of contract	General
Contract start date	20/09/2013
Contract end date	

18/19 Contracted general activity (UDA)	6,730
Carry forward general activity (UDA)	0
18/19 Contracted orthodontic activity (UOA)	0
Carry forward orthodontic activity (UOA)	0
Baseline contract value	£151,384.07

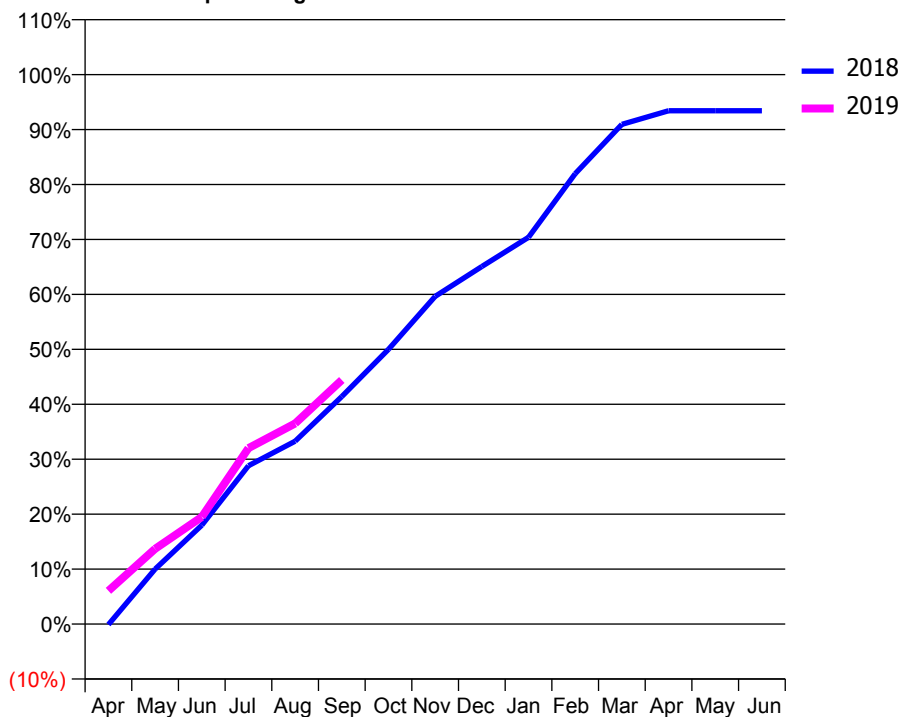
ACCESS*

Patients seen in 24 months	Total	Change since previous quarter
Quarter ending September 2017	2,311	
Quarter ending December 2017	2,274	↓
Quarter ending March 2018	2,222	↓
Quarter ending June 2018	2,125	↓
Quarter ending September 2018	2,027	↓
Variance since September 2017	(12.3%)	↓



ACTIVITY

Cumulative percentage of contracted UDA delivered 2018 & 2019



Adjusted Scheduled Activity (UDA)

Month	2018	2019
April	-8	407
May	673	922
June	1,211	1,312
July	1,940	2,155
August	2,239	2,457
September	2,787	2,989
October	3,365	
November	4,014	
December	4,380	
January	4,737	
February	5,516	
March	6,120	
April	6,287	
May	6,287	
June	6,287	

QUALITY

	Quantity	Base Number	Contract	LHB	Wales
% of FP17s for the same patient ID Re-attending within 3 months - Children	23	401	5.7%	8.5%	10.9%
% of FP17s for the same patient ID Re-attending within 3 months - Adults	229	1,150	19.9%	13.7%	15.6%
% of FP17s for the same patient ID Re-attending between 3 & 9 months - Children	253	401	63.1%	51.5%	59.4%
% of FP17s for the same patient ID Re-attending between 3 & 9 months - Adults	666	1,150	57.9%	50.0%	55.5%
% of FP17s for Band 1 Urgent Courses	161	1,460	11.0%	9.9%	8.9%
% of FP17s Relating to Free Repair or Replacements	1	1,460	0.1%	0.6%	0.7%
% of FP17s Relating to Continuations	23	1,460	1.6%	1.3%	0.7%
% of Patients satisfied with the dentistry they have received	28	28	100.0%	93.5%	93.6%
% of Patients satisfied with the time they had to wait for an appointment	26	28	92.9%	86.6%	88.1%

* This is based on patients treated on this contract for their most recent course of treatment. Figures in italics indicate the base number of FP17s or Patient Questionnaire responses are less than 100. N/A is shown where the base number of responses is less than 10 during the period. % is calculated as Quantity/Base number*100

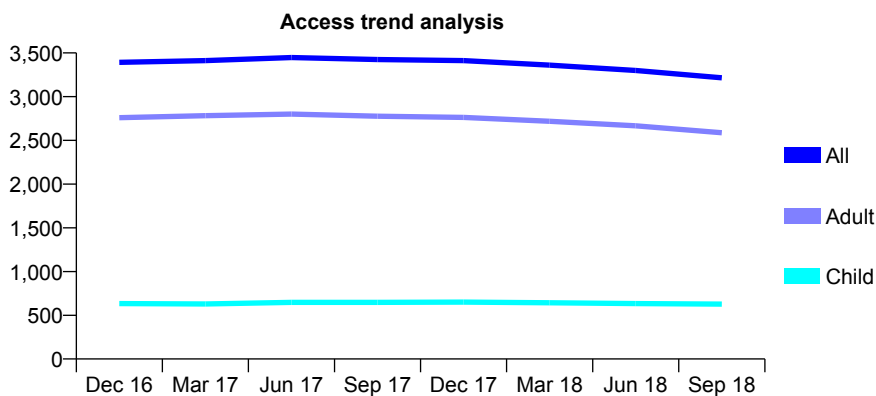
7A7 - Vital Signs At a Glance Contract Report for 116068/0001 - September 2018

Name or company name	River Wye Dental Practice Partnership
Contract type name	GDS Contract
Purpose of contract	General
Contract start date	01/02/2014
Contract end date	

18/19 Contracted general activity (UDA)	8,785
Carry forward general activity (UDA)	93
18/19 Contracted orthodontic activity (UOA)	0
Carry forward orthodontic activity (UOA)	0
Baseline contract value	£222,085.75

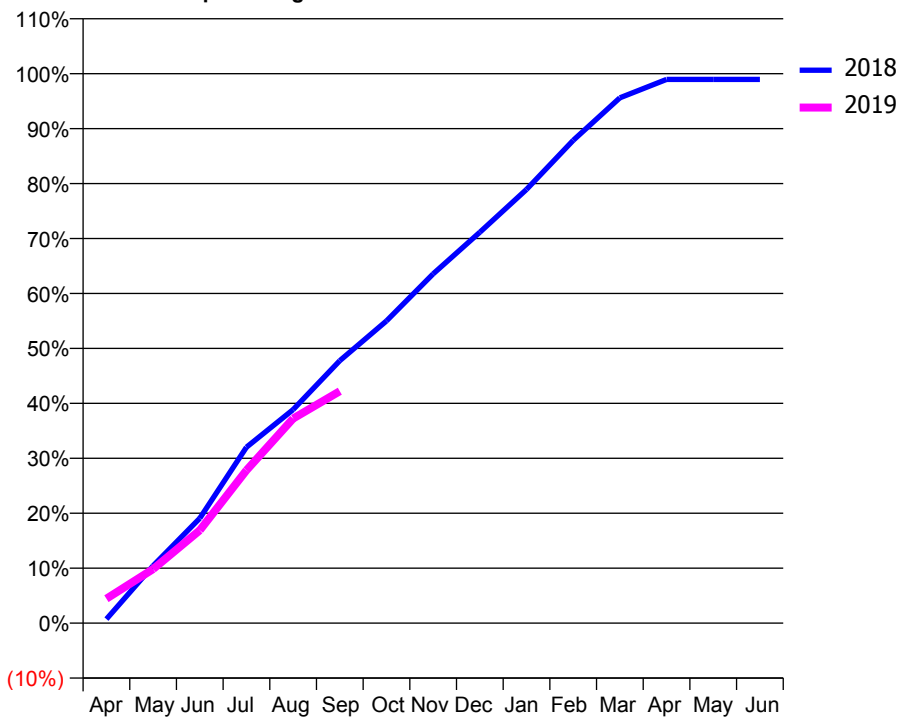
ACCESS*

Patients seen in 24 months	Total	Change since previous quarter
Quarter ending September 2017	3,424	
Quarter ending December 2017	3,413	→
Quarter ending March 2018	3,361	↓
Quarter ending June 2018	3,300	↓
Quarter ending September 2018	3,216	↓
Variance since September 2017	(6.1%)	↓



ACTIVITY

Cumulative percentage of contracted UDA delivered 2018 & 2019



Month	Adjusted Scheduled Activity (UDA)	
	2018	2019
April	64	390
May	917	865
June	1,676	1,485
July	2,812	2,445
August	3,414	3,271
September	4,197	3,708
October	4,832	
November	5,584	
December	6,250	
January	6,934	
February	7,718	
March	8,399	
April	8,692	
May	8,692	
June	8,692	

QUALITY

	Quantity	Base Number	Contract	LHB	Wales
% of FP17s for the same patient ID Re-attending within 3 months - Children	21	493	4.3%	8.5%	10.9%
% of FP17s for the same patient ID Re-attending within 3 months - Adults	233	1,897	12.3%	13.7%	15.6%
% of FP17s for the same patient ID Re-attending between 3 & 9 months - Children	297	493	60.2%	51.5%	59.4%
% of FP17s for the same patient ID Re-attending between 3 & 9 months - Adults	1,182	1,897	62.3%	50.0%	55.5%
% of FP17s for Band 1 Urgent Courses	206	2,236	9.2%	9.9%	8.9%
% of FP17s Relating to Free Repair or Replacements	3	2,236	0.1%	0.6%	0.7%
% of FP17s Relating to Continuations	25	2,236	1.1%	1.3%	0.7%
% of Patients satisfied with the dentistry they have received	29	31	93.5%	93.5%	93.6%
% of Patients satisfied with the time they had to wait for an appointment	27	31	87.1%	86.6%	88.1%

* This is based on patients treated on this contract for their most recent course of treatment. Figures in italics indicate the base number of FP17s or Patient Questionnaire responses are less than 100. N/A is shown where the base number of responses is less than 10 during the period. % is calculated as Quantity/Base number*100

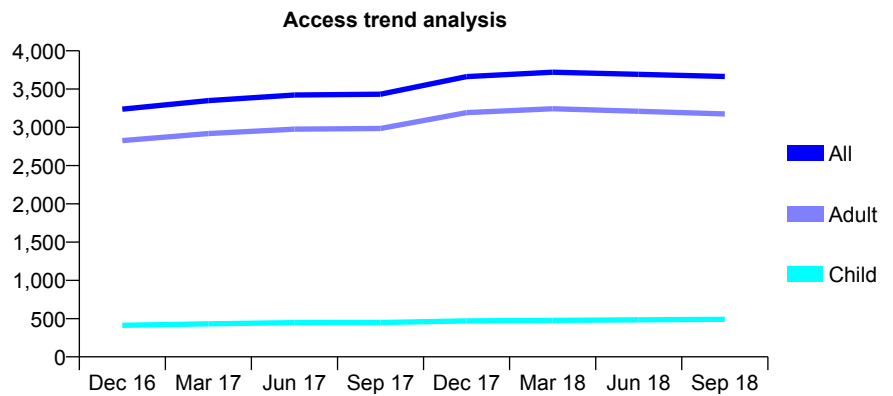
7A7 - Vital Signs At a Glance Contract Report for 126896/0001 - September 2018

Name or company name	H Sobhani & P Dusza/Llanidloes Dental Pr
Contract type name	GDS Contract
Purpose of contract	General
Contract start date	01/01/2009
Contract end date	

18/19 Contracted general activity (UDA)	15,000
Carry forward general activity (UDA)	296
18/19 Contracted orthodontic activity (UOA)	0
Carry forward orthodontic activity (UOA)	0
Baseline contract value	£432,829.60

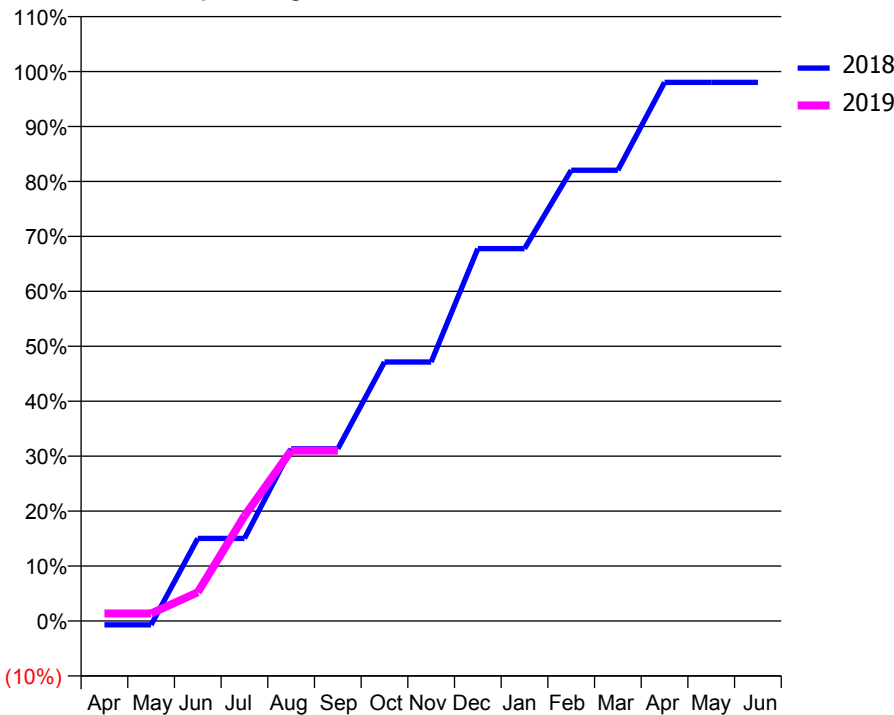
ACCESS*

Patients seen in 24 months	Total	Change since previous quarter
Quarter ending September 2017	3,432	
Quarter ending December 2017	3,663	↑
Quarter ending March 2018	3,720	→
Quarter ending June 2018	3,693	→
Quarter ending September 2018	3,664	→
Variance since September 2017	6.8%	↑



ACTIVITY

Cumulative percentage of contracted UDA delivered 2018 & 2019



Month	Adjusted Scheduled Activity (UDA)	
	2018	2019
April	-108	206
May	-108	206
June	2,254	784
July	2,254	2,869
August	4,699	4,651
September	4,699	4,651
October	7,071	
November	7,071	
December	10,163	
January	10,163	
February	12,306	
March	12,306	
April	14,704	
May	14,704	
June	14,704	

QUALITY

	Quantity	Base Number	Contract	LHB	Wales
% of FP17s for the same patient ID Re-attending within 3 months - Children	16	341	4.7%	8.5%	10.9%
% of FP17s for the same patient ID Re-attending within 3 months - Adults	263	2,297	11.4%	13.7%	15.6%
% of FP17s for the same patient ID Re-attending between 3 & 9 months - Children	174	341	51.0%	51.5%	59.4%
% of FP17s for the same patient ID Re-attending between 3 & 9 months - Adults	1,483	2,297	64.6%	50.0%	55.5%
% of FP17s for Band 1 Urgent Courses	109	1,688	6.5%	9.9%	8.9%
% of FP17s Relating to Free Repair or Replacements	9	1,688	0.5%	0.6%	0.7%
% of FP17s Relating to Continuations	12	1,688	0.7%	1.3%	0.7%
% of Patients satisfied with the dentistry they have received	17	17	100.0%	93.5%	93.6%
% of Patients satisfied with the time they had to wait for an appointment	17	17	100.0%	86.6%	88.1%

* This is based on patients treated on this contract for their most recent course of treatment. Figures in italics indicate the base number of FP17s or Patient Questionnaire responses are less than 100. N/A is shown where the base number of responses is less than 10 during the period. % is calculated as Quantity/Base number*100

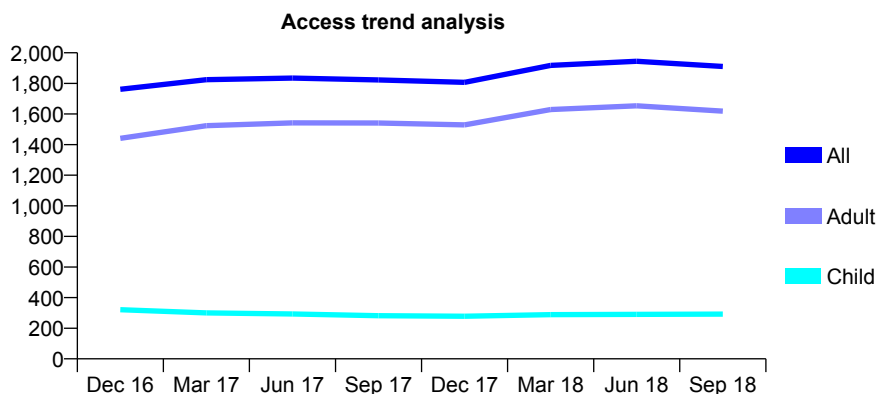
7A7 - Vital Signs At a Glance Contract Report for 128287/0001 - September 2018

Name or company name	AGS & P Powell-Main
Contract type name	GDS Contract
Purpose of contract	General
Contract start date	01/11/2006
Contract end date	

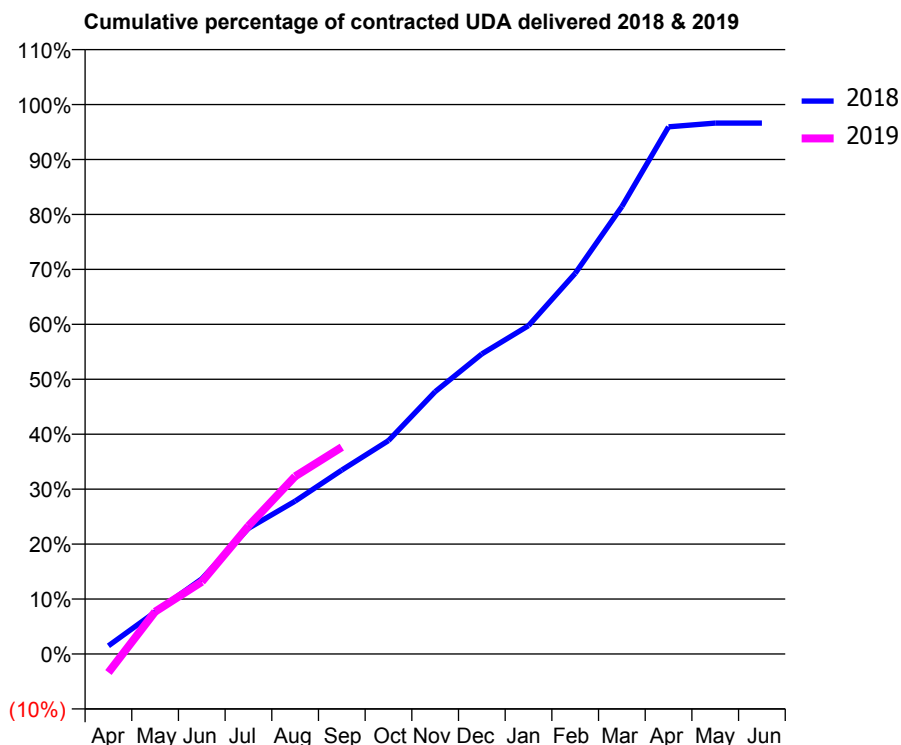
18/19 Contracted general activity (UDA)	6,672
Carry forward general activity (UDA)	226
18/19 Contracted orthodontic activity (UOA)	0
Carry forward orthodontic activity (UOA)	0
Baseline contract value	£172,290.52

ACCESS*

Patients seen in 24 months	Total	Change since previous quarter
Quarter ending September 2017	1,823	
Quarter ending December 2017	1,807	→
Quarter ending March 2018	1,918	↑
Quarter ending June 2018	1,945	→
Quarter ending September 2018	1,911	↓
Variance since September 2017	4.8%	↑



ACTIVITY



Month	Adjusted Scheduled Activity (UDA)	
	2018	2019
April	99	-226
May	509	514
June	912	877
July	1,526	1,556
August	1,857	2,157
September	2,234	2,512
October	2,591	
November	3,185	
December	3,644	
January	3,987	
February	4,622	
March	5,433	
April	6,401	
May	6,446	
June	6,446	

QUALITY

	Quantity	Base Number	Contract	LHB	Wales
% of FP17s for the same patient ID Re-attending within 3 months - Children	34	282	12.1%	8.5%	10.9%
% of FP17s for the same patient ID Re-attending within 3 months - Adults	169	1,188	14.2%	13.7%	15.6%
% of FP17s for the same patient ID Re-attending between 3 & 9 months - Children	167	282	59.2%	51.5%	59.4%
% of FP17s for the same patient ID Re-attending between 3 & 9 months - Adults	667	1,188	56.1%	50.0%	55.5%
% of FP17s for Band 1 Urgent Courses	103	1,113	9.3%	9.9%	8.9%
% of FP17s Relating to Free Repair or Replacements	14	1,113	1.3%	0.6%	0.7%
% of FP17s Relating to Continuations	7	1,113	0.6%	1.3%	0.7%
% of Patients satisfied with the dentistry they have received	20	25	80.0%	93.5%	93.6%
% of Patients satisfied with the time they had to wait for an appointment	21	25	84.0%	86.6%	88.1%

* This is based on patients treated on this contract for their most recent course of treatment. Figures in italics indicate the base number of FP17s or Patient Questionnaire responses are less than 100. N/A is shown where the base number of responses is less than 10 during the period. % is calculated as Quantity/Base number*100

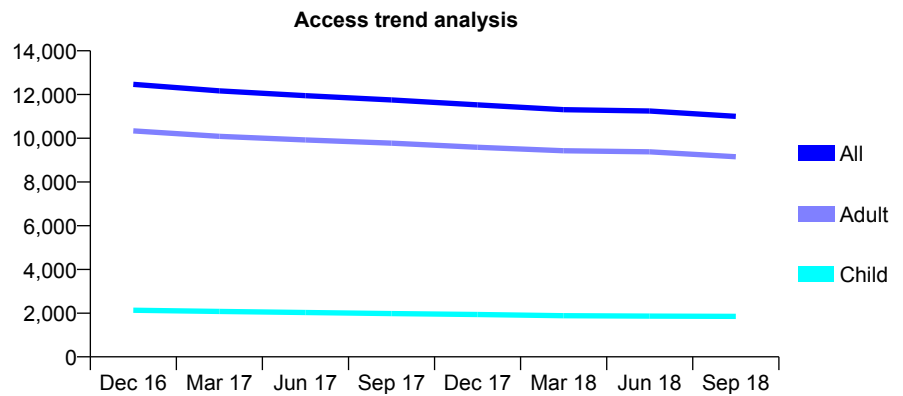
7A7 - Vital Signs At a Glance Contract Report for 131431/0001 - September 2018

Name or company name	Severn Street Dental Practice
Contract type name	GDS Contract
Purpose of contract	General
Contract start date	01/04/2006
Contract end date	

18/19 Contracted general activity (UDA)	33,000
Carry forward general activity (UDA)	334
18/19 Contracted orthodontic activity (UOA)	0
Carry forward orthodontic activity (UOA)	0
Baseline contract value	£849,173.38

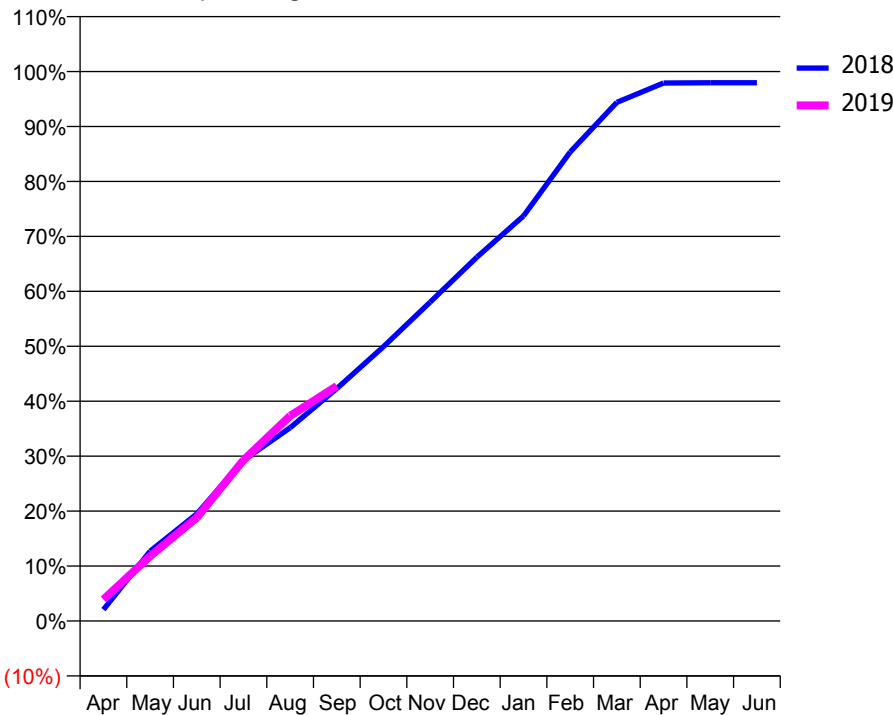
ACCESS*

Patients seen in 24 months	Total	Change since previous quarter
Quarter ending September 2017	11,753	
Quarter ending December 2017	11,525	↓
Quarter ending March 2018	11,309	↓
Quarter ending June 2018	11,243	→
Quarter ending September 2018	11,002	↓
Variance since September 2017	(6.4%)	↓



ACTIVITY

Cumulative percentage of contracted UDA delivered 2018 & 2019



Month	Adjusted Scheduled Activity (UDA)	
	2018	2019
April	516	1,297
May	3,174	3,892
June	4,878	6,211
July	7,316	9,660
August	8,795	12,321
September	10,575	14,112
October	12,485	
November	14,510	
December	16,554	
January	18,426	
February	21,339	
March	23,595	
April	24,479	
May	24,489	
June	24,486	

QUALITY

	Quantity	Base Number	Contract	LHB	Wales
% of FP17s for the same patient ID Re-attending within 3 months - Children	69	1,496	4.6%	8.5%	10.9%
% of FP17s for the same patient ID Re-attending within 3 months - Adults	941	6,662	14.1%	13.7%	15.6%
% of FP17s for the same patient ID Re-attending between 3 & 9 months - Children	566	1,496	37.8%	51.5%	59.4%
% of FP17s for the same patient ID Re-attending between 3 & 9 months - Adults	2,435	6,662	36.6%	50.0%	55.5%
% of FP17s for Band 1 Urgent Courses	831	7,673	10.8%	9.9%	8.9%
% of FP17s Relating to Free Repair or Replacements	61	7,673	0.8%	0.6%	0.7%
% of FP17s Relating to Continuations	71	7,673	0.9%	1.3%	0.7%
% of Patients satisfied with the dentistry they have received	107	118	90.7%	93.5%	93.6%
% of Patients satisfied with the time they had to wait for an appointment	86	118	72.9%	86.6%	88.1%

* This is based on patients treated on this contract for their most recent course of treatment. Figures in italics indicate the base number of FP17s or Patient Questionnaire responses are less than 100. N/A is shown where the base number of responses is less than 10 during the period. % is calculated as Quantity/Base number*100

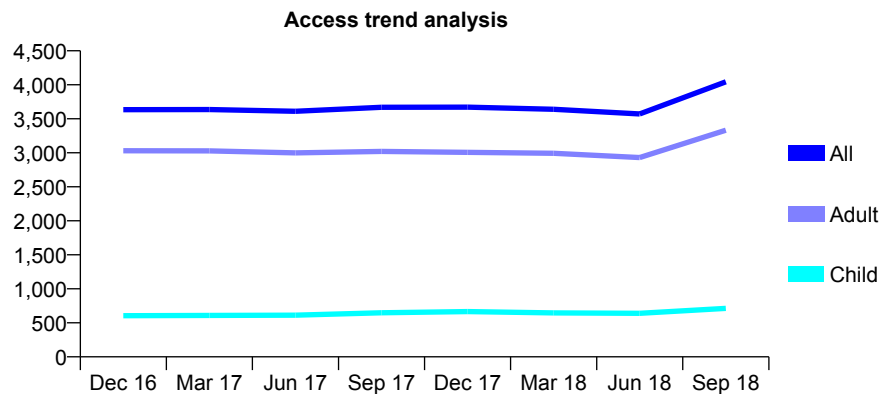
7A7 - Vital Signs At a Glance Contract Report for 140961/0001 - September 2018

Name or company name	Integrated Dental Holdings
Contract type name	GDS Contract
Purpose of contract	General
Contract start date	01/09/2008
Contract end date	

18/19 Contracted general activity (UDA)	12,000
Carry forward general activity (UDA)	0
18/19 Contracted orthodontic activity (UOA)	0
Carry forward orthodontic activity (UOA)	0
Baseline contract value	£304,915.16

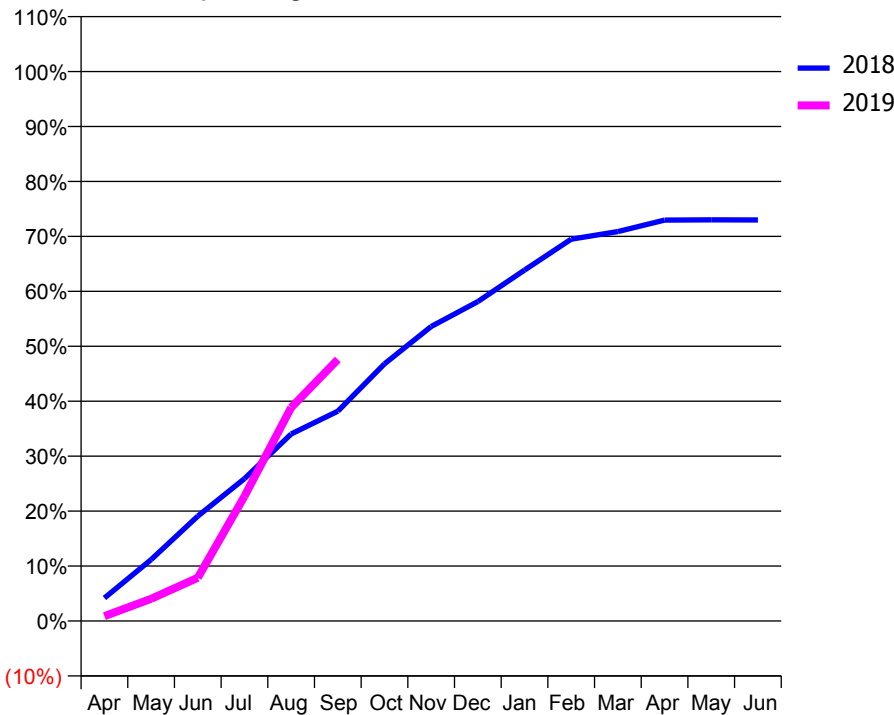
ACCESS*

Patients seen in 24 months	Total	Change since previous quarter
Quarter ending September 2017	3,670	
Quarter ending December 2017	3,672	→
Quarter ending March 2018	3,640	→
Quarter ending June 2018	3,571	↓
Quarter ending September 2018	4,045	↑
Variance since September 2017	10.2%	↑



ACTIVITY

Cumulative percentage of contracted UDA delivered 2018 & 2019



Month	Adjusted Scheduled Activity (UDA)	
	2018	2019
April	481	106
May	1,285	484
June	2,196	944
July	2,978	2,724
August	3,915	4,660
September	4,391	5,713
October	5,381	
November	6,165	
December	6,686	
January	7,343	
February	7,990	
March	8,149	
April	8,391	
May	8,395	
June	8,393	

QUALITY

	Quantity	Base Number	Contract	LHB	Wales
% of FP17s for the same patient ID Re-attending within 3 months - Children	23	534	4.3%	8.5%	10.9%
% of FP17s for the same patient ID Re-attending within 3 months - Adults	260	2,487	10.5%	13.7%	15.6%
% of FP17s for the same patient ID Re-attending between 3 & 9 months - Children	207	534	38.8%	51.5%	59.4%
% of FP17s for the same patient ID Re-attending between 3 & 9 months - Adults	1,100	2,487	44.2%	50.0%	55.5%
% of FP17s for Band 1 Urgent Courses	115	2,871	4.0%	9.9%	8.9%
% of FP17s Relating to Free Repair or Replacements	22	2,871	0.8%	0.6%	0.7%
% of FP17s Relating to Continuations	56	2,871	2.0%	1.3%	0.7%
% of Patients satisfied with the dentistry they have received	30	35	85.7%	93.5%	93.6%
% of Patients satisfied with the time they had to wait for an appointment	30	35	85.7%	86.6%	88.1%

* This is based on patients treated on this contract for their most recent course of treatment. Figures in italics indicate the base number of FP17s or Patient Questionnaire responses are less than 100. N/A is shown where the base number of responses is less than 10 during the period. % is calculated as Quantity/Base number*100

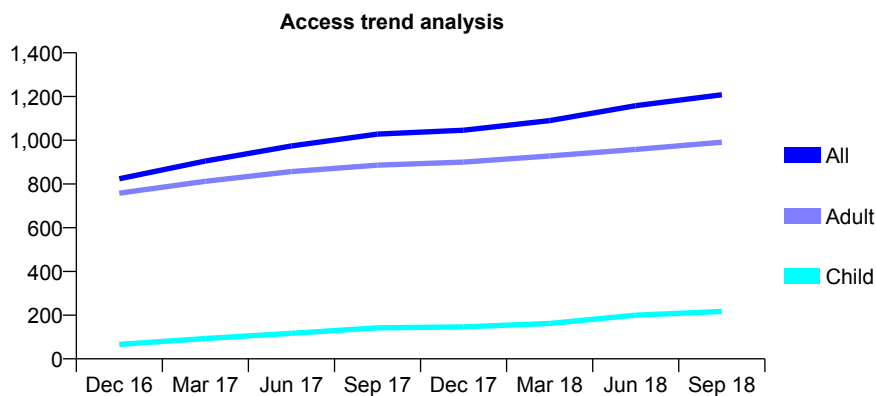
7A7 - Vital Signs At a Glance Contract Report for 154431/0001 - September 2018

Name or company name	Powys Local Health Board
Contract type name	PDS Contract
Purpose of contract	General
Contract start date	01/09/2010
Contract end date	31/08/2020

18/19 Contracted general activity (UDA)	1,600
Carry forward general activity (UDA)	0
18/19 Contracted orthodontic activity (UOA)	0
Carry forward orthodontic activity (UOA)	0
Baseline contract value	£0.00

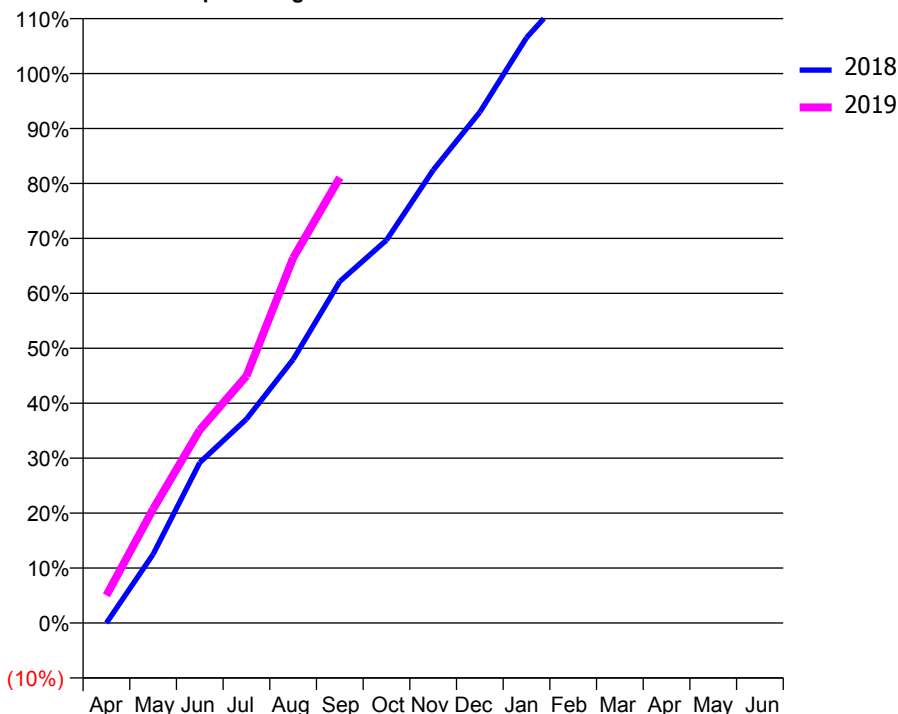
ACCESS*

Patients seen in 24 months	Total	Change since previous quarter
Quarter ending September 2017	1,028	
Quarter ending December 2017	1,046	→
Quarter ending March 2018	1,090	↑
Quarter ending June 2018	1,158	↑
Quarter ending September 2018	1,208	↑
Variance since September 2017	17.5%	↑



ACTIVITY

Cumulative percentage of contracted UDA delivered 2018 & 2019



Adjusted Scheduled Activity (UDA)

Month	2018	2019
April	0	80
May	200	332
June	467	562
July	594	719
August	767	1,063
September	995	1,297
October	1,115	
November	1,319	
December	1,488	
January	1,704	
February	1,854	
March	2,079	
April	2,172	
May	2,190	
June	2,184	

QUALITY

	Quantity	Base Number	Contract	LHB	Wales
% of FP17s for the same patient ID Re-attending within 3 months - Children	12	134	9.0%	8.5%	10.9%
% of FP17s for the same patient ID Re-attending within 3 months - Adults	69	590	11.7%	13.7%	15.6%
% of FP17s for the same patient ID Re-attending between 3 & 9 months - Children	5	134	3.7%	51.5%	59.4%
% of FP17s for the same patient ID Re-attending between 3 & 9 months - Adults	114	590	19.3%	50.0%	55.5%
% of FP17s for Band 1 Urgent Courses	286	663	43.1%	9.9%	8.9%
% of FP17s Relating to Free Repair or Replacements	0	663	0.0%	0.6%	0.7%
% of FP17s Relating to Continuations	0	663	0.0%	1.3%	0.7%
% of Patients satisfied with the dentistry they have received	8	9	N/A	93.5%	93.6%
% of Patients satisfied with the time they had to wait for an appointment	7	9	N/A	86.6%	88.1%

* This is based on patients treated on this contract for their most recent course of treatment. Figures in italics indicate the base number of FP17s or Patient Questionnaire responses are less than 100. N/A is shown where the base number of responses is less than 10 during the period. % is calculated as Quantity/Base number*100

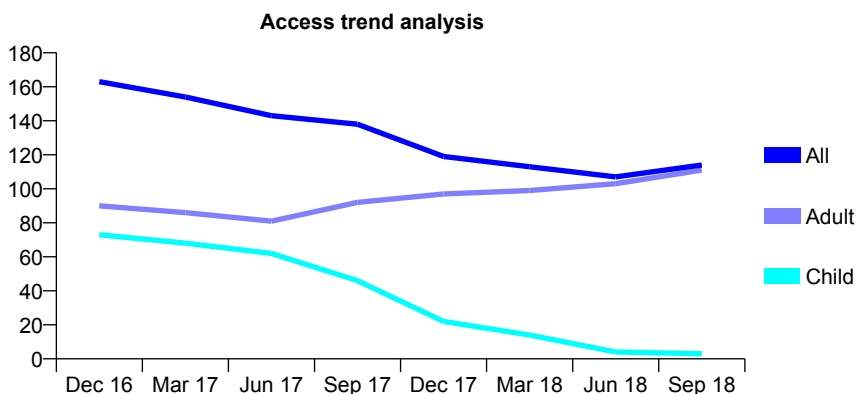
7A7 - Vital Signs At a Glance Contract Report for 154431/0002 - September 2018

Name or company name	Powys Local Health Board
Contract type name	PDS Contract
Purpose of contract	General
Contract start date	01/08/2011
Contract end date	31/07/2021

18/19 Contracted general activity (UDA)	350
Carry forward general activity (UDA)	0
18/19 Contracted orthodontic activity (UOA)	0
Carry forward orthodontic activity (UOA)	0
Baseline contract value	£0.00

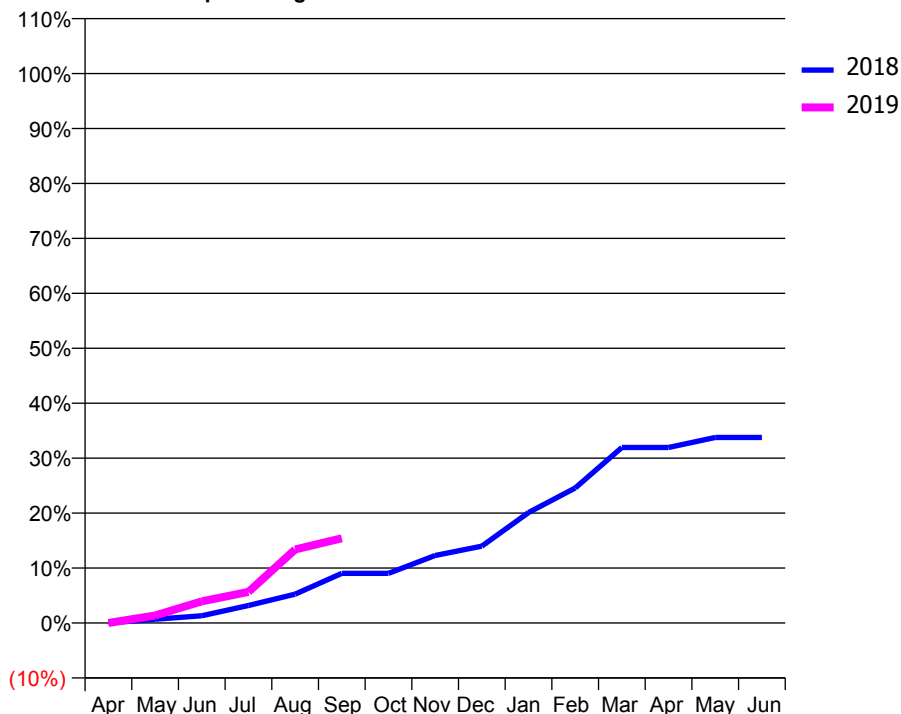
ACCESS*

Patients seen in 24 months	Total	Change since previous quarter
Quarter ending September 2017	138	
Quarter ending December 2017	119	↓
Quarter ending March 2018	113	↓
Quarter ending June 2018	107	↓
Quarter ending September 2018	114	↑
Variance since September 2017	(17.4%)	↓



ACTIVITY

Cumulative percentage of contracted UDA delivered 2018 & 2019



Adjusted Scheduled Activity (UDA)

Month	2018	2019
April	0	0
May	2	5
June	5	14
July	11	20
August	18	47
September	32	54
October	32	
November	43	
December	49	
January	70	
February	86	
March	112	
April	112	
May	118	
June	118	

QUALITY

	Quantity	Base Number	Contract	LHB	Wales
% of FP17s for the same patient ID Re-attending within 3 months - Children	0	1	0.0%	8.5%	10.9%
% of FP17s for the same patient ID Re-attending within 3 months - Adults	2	43	4.7%	13.7%	15.6%
% of FP17s for the same patient ID Re-attending between 3 & 9 months - Children	0	1	0.0%	51.5%	59.4%
% of FP17s for the same patient ID Re-attending between 3 & 9 months - Adults	1	43	2.3%	50.0%	55.5%
% of FP17s for Band 1 Urgent Courses	30	34	88.2%	9.9%	8.9%
% of FP17s Relating to Free Repair or Replacements	0	34	0.0%	0.6%	0.7%
% of FP17s Relating to Continuations	0	34	0.0%	1.3%	0.7%
% of Patients satisfied with the dentistry they have received	0	0	N/A	93.5%	93.6%
% of Patients satisfied with the time they had to wait for an appointment	0	0	N/A	86.6%	88.1%

* This is based on patients treated on this contract for their most recent course of treatment. Figures in italics indicate the base number of FP17s or Patient Questionnaire responses are less than 100. N/A is shown where the base number of responses is less than 10 during the period. % is calculated as Quantity/Base number*100

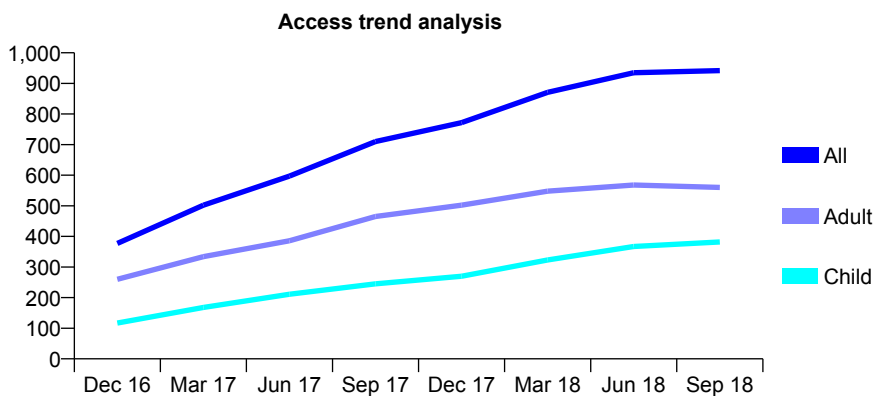
7A7 - Vital Signs At a Glance Contract Report for 154431/0003 - September 2018

Name or company name	Powys Local Health Board
Contract type name	PDS Contract
Purpose of contract	General
Contract start date	01/08/2011
Contract end date	31/07/2021

18/19 Contracted general activity (UDA)	700
Carry forward general activity (UDA)	0
18/19 Contracted orthodontic activity (UOA)	0
Carry forward orthodontic activity (UOA)	0
Baseline contract value	£0.00

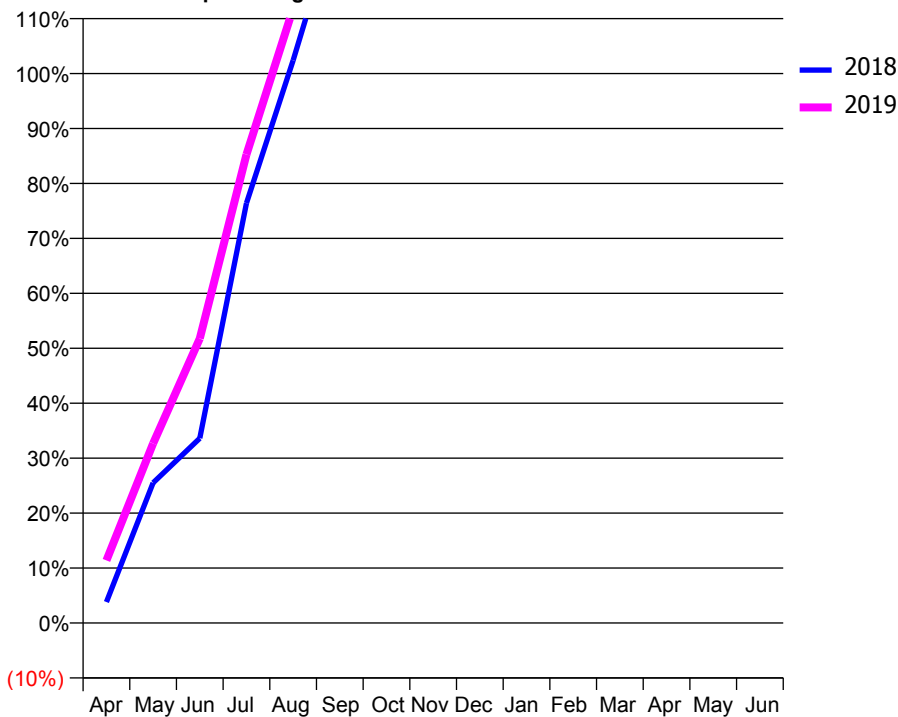
ACCESS*

Patients seen in 24 months	Total	Change since previous quarter
Quarter ending September 2017	710	
Quarter ending December 2017	772	↑
Quarter ending March 2018	871	↑
Quarter ending June 2018	935	↑
Quarter ending September 2018	942	→
Variance since September 2017	32.7%	↑



ACTIVITY

Cumulative percentage of contracted UDA delivered 2018 & 2019



Month	Adjusted Scheduled Activity (UDA)	
	2018	2019
April	27	80
May	179	229
June	235	362
July	535	597
August	717	783
September	913	900
October	970	
November	1,138	
December	1,278	
January	1,563	
February	1,765	
March	1,969	
April	2,055	
May	2,051	
June	2,056	

QUALITY

	Quantity	Base Number	Contract	LHB	Wales
% of FP17s for the same patient ID Re-attending within 3 months - Children	21	199	10.6%	8.5%	10.9%
% of FP17s for the same patient ID Re-attending within 3 months - Adults	43	249	17.3%	13.7%	15.6%
% of FP17s for the same patient ID Re-attending between 3 & 9 months - Children	39	199	19.6%	51.5%	59.4%
% of FP17s for the same patient ID Re-attending between 3 & 9 months - Adults	55	249	22.1%	50.0%	55.5%
% of FP17s for Band 1 Urgent Courses	115	410	28.0%	9.9%	8.9%
% of FP17s Relating to Free Repair or Replacements	0	410	0.0%	0.6%	0.7%
% of FP17s Relating to Continuations	0	410	0.0%	1.3%	0.7%
% of Patients satisfied with the dentistry they have received	9	9	N/A	93.5%	93.6%
% of Patients satisfied with the time they had to wait for an appointment	7	9	N/A	86.6%	88.1%

* This is based on patients treated on this contract for their most recent course of treatment. Figures in italics indicate the base number of FP17s or Patient Questionnaire responses are less than 100. N/A is shown where the base number of responses is less than 10 during the period. % is calculated as Quantity/Base number*100

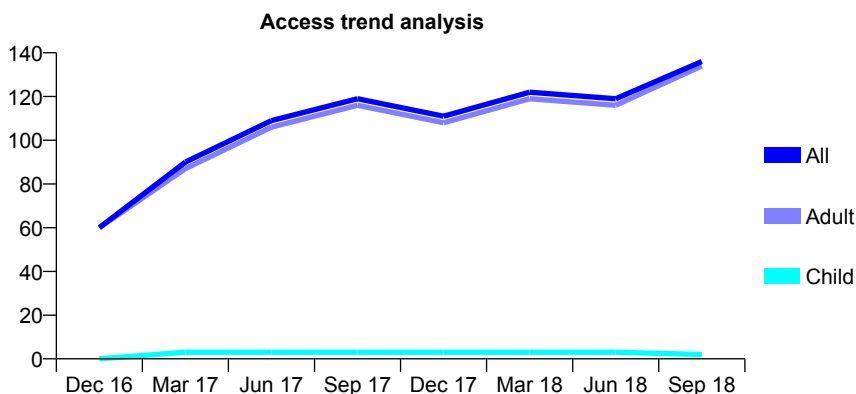
7A7 - Vital Signs At a Glance Contract Report for 154431/0004 - September 2018

Name or company name	Powys Local Health Board
Contract type name	GDS Contract
Purpose of contract	General
Contract start date	24/10/2011
Contract end date	

18/19 Contracted general activity (UDA)	100
Carry forward general activity (UDA)	0
18/19 Contracted orthodontic activity (UOA)	0
Carry forward orthodontic activity (UOA)	0
Baseline contract value	£0.00

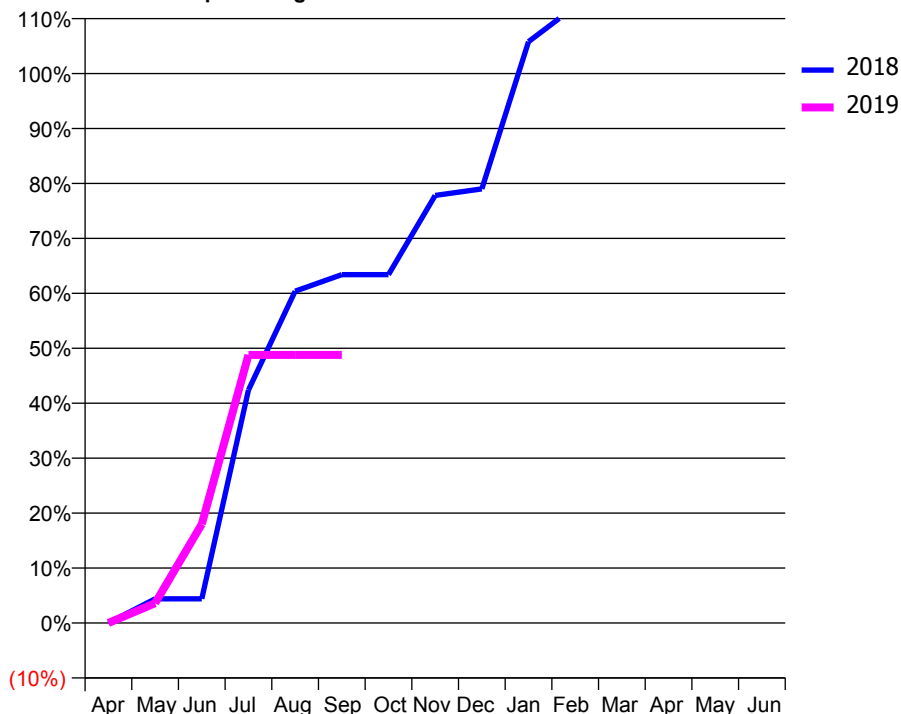
ACCESS*

Patients seen in 24 months	Total	Change since previous quarter
Quarter ending September 2017	119	
Quarter ending December 2017	111	↓
Quarter ending March 2018	122	↑
Quarter ending June 2018	119	↓
Quarter ending September 2018	136	↑
Variance since September 2017	14.3%	↑



ACTIVITY

Cumulative percentage of contracted UDA delivered 2018 & 2019



Month	Adjusted Scheduled Activity (UDA)	
	2018	2019
April	0	0
May	4	4
June	4	18
July	42	49
August	60	49
September	63	49
October	63	
November	78	
December	79	
January	106	
February	112	
March	135	
April	135	
May	151	
June	151	

QUALITY

	Quantity	Base Number	Contract	LHB	Wales
% of FP17s for the same patient ID Re-attending within 3 months - Children	0	0	N/A	8.5%	10.9%
% of FP17s for the same patient ID Re-attending within 3 months - Adults	0	52	0.0%	13.7%	15.6%
% of FP17s for the same patient ID Re-attending between 3 & 9 months - Children	0	0	N/A	51.5%	59.4%
% of FP17s for the same patient ID Re-attending between 3 & 9 months - Adults	1	52	1.9%	50.0%	55.5%
% of FP17s for Band 1 Urgent Courses	39	45	86.7%	9.9%	8.9%
% of FP17s Relating to Free Repair or Replacements	0	45	0.0%	0.6%	0.7%
% of FP17s Relating to Continuations	0	45	0.0%	1.3%	0.7%
% of Patients satisfied with the dentistry they have received	0	0	N/A	93.5%	93.6%
% of Patients satisfied with the time they had to wait for an appointment	0	0	N/A	86.6%	88.1%

* This is based on patients treated on this contract for their most recent course of treatment. Figures in italics indicate the base number of FP17s or Patient Questionnaire responses are less than 100. N/A is shown where the base number of responses is less than 10 during the period. % is calculated as Quantity/Base number*100

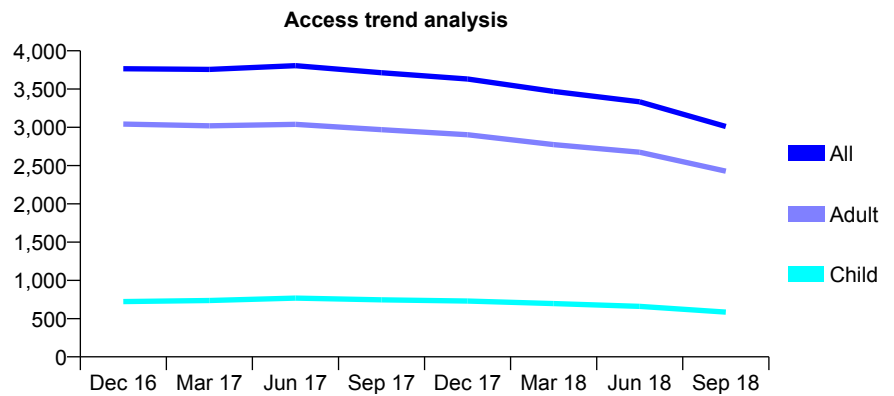
7A7 - Vital Signs At a Glance Contract Report for 158194/0003 - September 2018

Name or company name	Denticare Ltd
Contract type name	GDS Contract
Purpose of contract	General
Contract start date	01/04/2006
Contract end date	31/08/2018

18/19 Contracted general activity (UDA)	5,000
Carry forward general activity (UDA)	0
18/19 Contracted orthodontic activity (UOA)	0
Carry forward orthodontic activity (UOA)	0
Baseline contract value	£127,050.00

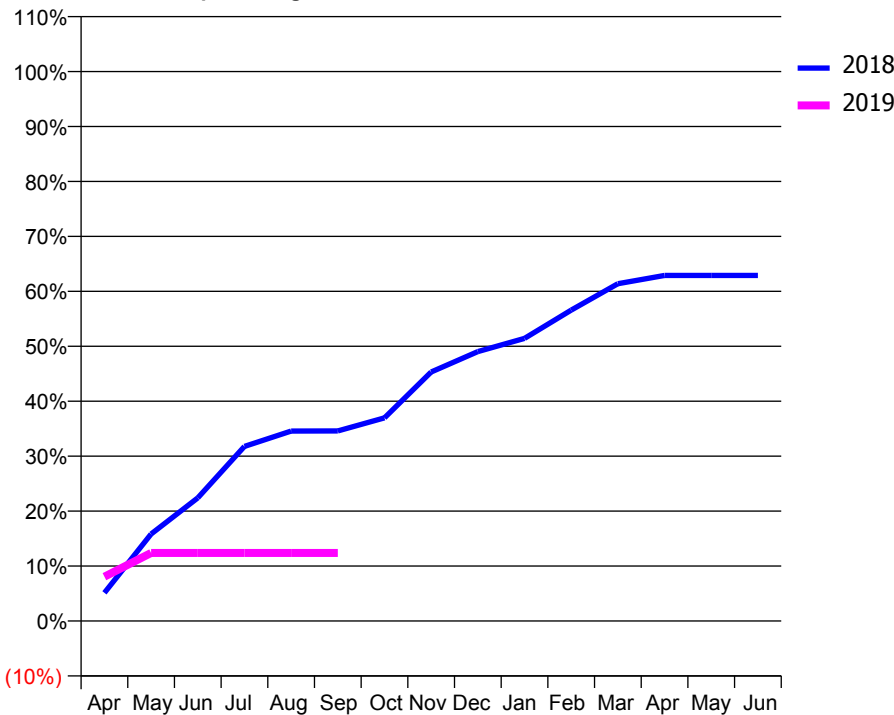
ACCESS*

Patients seen in 24 months	Total	Change since previous quarter
Quarter ending September 2017	3,714	
Quarter ending December 2017	3,631	↓
Quarter ending March 2018	3,470	↓
Quarter ending June 2018	3,333	↓
Quarter ending September 2018	3,011	↓
Variance since September 2017	(18.9%)	↓



ACTIVITY

Cumulative percentage of contracted UDA delivered 2018 & 2019



Month	Adjusted Scheduled Activity (UDA)	
	2018	2019
April	616	403
May	1,900	620
June	2,688	620
July	3,814	620
August	4,148	620
September	4,152	620
October	4,437	
November	5,437	
December	5,883	
January	6,173	
February	6,790	
March	7,366	
April	7,547	
May	7,547	
June	7,547	

QUALITY

	Quantity	Base Number	Contract	LHB	Wales
% of FP17s for the same patient ID Re-attending within 3 months - Children	5	28	17.9%	8.5%	10.9%
% of FP17s for the same patient ID Re-attending within 3 months - Adults	38	182	20.9%	13.7%	15.6%
% of FP17s for the same patient ID Re-attending between 3 & 9 months - Children	9	28	32.1%	51.5%	59.4%
% of FP17s for the same patient ID Re-attending between 3 & 9 months - Adults	54	182	29.7%	50.0%	55.5%
% of FP17s for Band 1 Urgent Courses	9	159	5.7%	9.9%	8.9%
% of FP17s Relating to Free Repair or Replacements	3	159	1.9%	0.6%	0.7%
% of FP17s Relating to Continuations	7	159	4.4%	1.3%	0.7%
% of Patients satisfied with the dentistry they have received	14	15	93.3%	93.5%	93.6%
% of Patients satisfied with the time they had to wait for an appointment	8	15	53.3%	86.6%	88.1%

* This is based on patients treated on this contract for their most recent course of treatment. Figures in italics indicate the base number of FP17s or Patient Questionnaire responses are less than 100. N/A is shown where the base number of responses is less than 10 during the period. % is calculated as Quantity/Base number*100

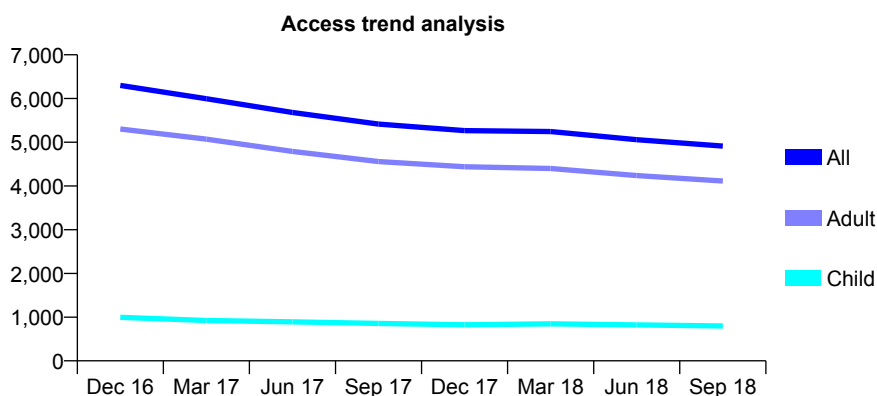
7A7 - Vital Signs At a Glance Contract Report for 158194/0004 - September 2018

Name or company name	Denticare Ltd
Contract type name	GDS Contract
Purpose of contract	General
Contract start date	01/04/2006
Contract end date	

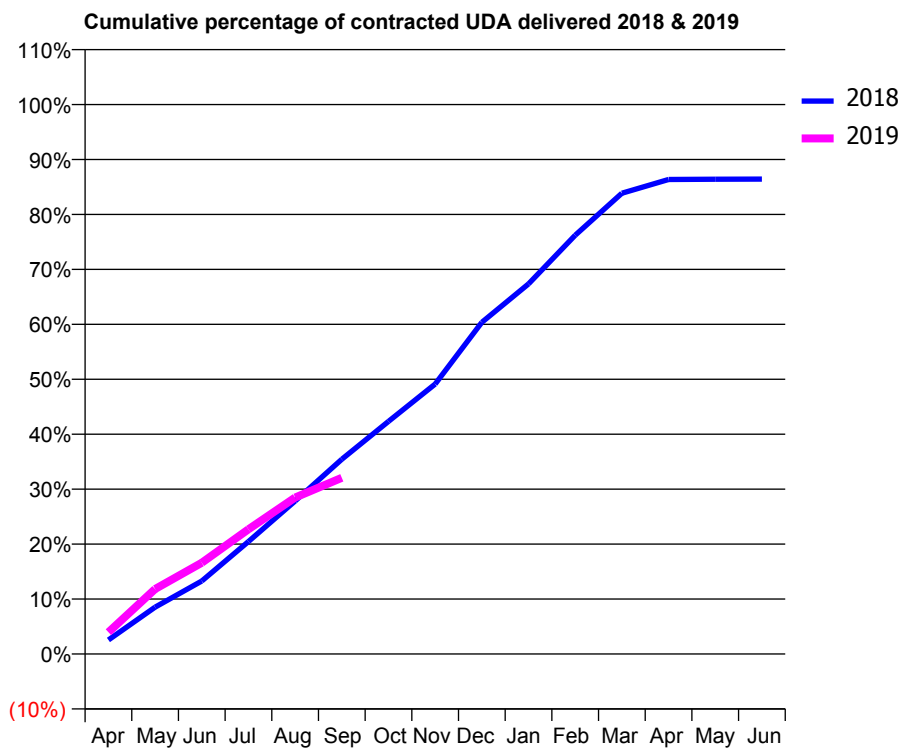
18/19 Contracted general activity (UDA)	17,500
Carry forward general activity (UDA)	0
18/19 Contracted orthodontic activity (UOA)	0
Carry forward orthodontic activity (UOA)	0
Baseline contract value	£444,618.72

ACCESS*

Patients seen in 24 months	Total	Change since previous quarter
Quarter ending September 2017	5,415	
Quarter ending December 2017	5,265	↓
Quarter ending March 2018	5,244	→
Quarter ending June 2018	5,060	↓
Quarter ending September 2018	4,913	↓
Variance since September 2017	(9.3%)	↓



ACTIVITY



Month	Adjusted Scheduled Activity (UDA)	
	2018	2019
April	410	693
May	1,364	2,072
June	2,126	2,907
July	3,274	3,972
August	4,454	4,984
September	5,671	5,613
October	6,775	
November	7,861	
December	9,660	
January	10,778	
February	12,193	
March	13,417	
April	13,816	
May	13,826	
June	13,827	

QUALITY

	Quantity	Base Number	Contract	LHB	Wales
% of FP17s for the same patient ID Re-attending within 3 months - Children	29	437	6.6%	8.5%	10.9%
% of FP17s for the same patient ID Re-attending within 3 months - Adults	270	2,259	12.0%	13.7%	15.6%
% of FP17s for the same patient ID Re-attending between 3 & 9 months - Children	220	437	50.3%	51.5%	59.4%
% of FP17s for the same patient ID Re-attending between 3 & 9 months - Adults	1,064	2,259	47.1%	50.0%	55.5%
% of FP17s for Band 1 Urgent Courses	76	2,503	3.0%	9.9%	8.9%
% of FP17s Relating to Free Repair or Replacements	11	2,503	0.4%	0.6%	0.7%
% of FP17s Relating to Continuations	63	2,503	2.5%	1.3%	0.7%
% of Patients satisfied with the dentistry they have received	51	52	98.1%	93.5%	93.6%
% of Patients satisfied with the time they had to wait for an appointment	41	52	78.8%	86.6%	88.1%

* This is based on patients treated on this contract for their most recent course of treatment. Figures in italics indicate the base number of FP17s or Patient Questionnaire responses are less than 100. N/A is shown where the base number of responses is less than 10 during the period. % is calculated as Quantity/Base number*100

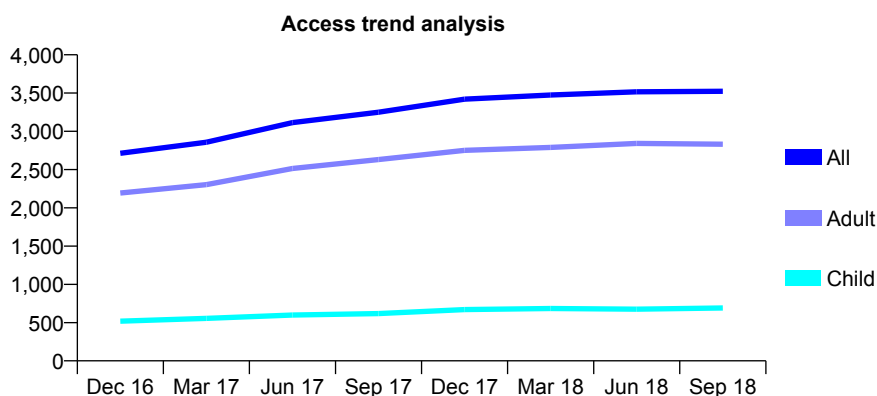
7A7 - Vital Signs At a Glance Contract Report for 158194/0010 - September 2018

Name or company name	Denticare Ltd
Contract type name	GDS Contract
Purpose of contract	General
Contract start date	01/04/2006
Contract end date	

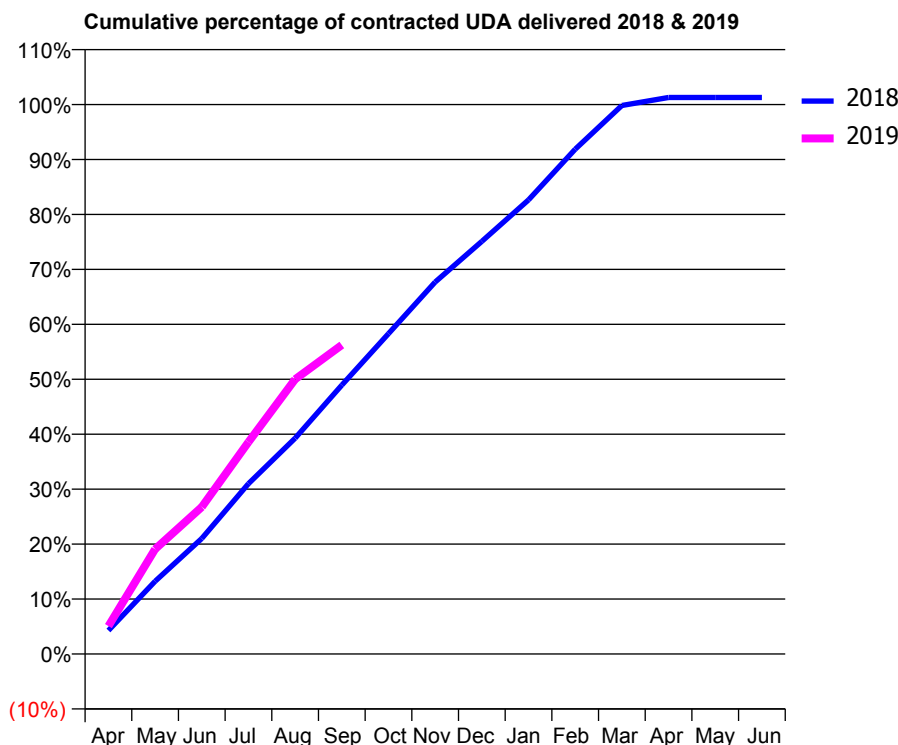
18/19 Contracted general activity (UDA)	9,500
Carry forward general activity (UDA)	-120
18/19 Contracted orthodontic activity (UOA)	0
Carry forward orthodontic activity (UOA)	0
Baseline contract value	£241,361.83

ACCESS*

Patients seen in 24 months	Total	Change since previous quarter
Quarter ending September 2017	3,249	
Quarter ending December 2017	3,421	↑
Quarter ending March 2018	3,474	→
Quarter ending June 2018	3,517	→
Quarter ending September 2018	3,523	→
Variance since September 2017	8.4%	↑



ACTIVITY



Month	Adjusted Scheduled Activity (UDA)	
	2018	2019
April	408	482
May	1,257	1,812
June	1,997	2,542
July	2,946	3,665
August	3,730	4,750
September	4,648	5,343
October	5,538	
November	6,431	
December	7,134	
January	7,850	
February	8,726	
March	9,483	
April	9,620	
May	9,620	
June	9,620	

QUALITY

	Quantity	Base Number	Contract	LHB	Wales
% of FP17s for the same patient ID Re-attending within 3 months - Children	53	545	9.7%	8.5%	10.9%
% of FP17s for the same patient ID Re-attending within 3 months - Adults	297	1,912	15.5%	13.7%	15.6%
% of FP17s for the same patient ID Re-attending between 3 & 9 months - Children	343	545	62.9%	51.5%	59.4%
% of FP17s for the same patient ID Re-attending between 3 & 9 months - Adults	1,074	1,912	56.2%	50.0%	55.5%
% of FP17s for Band 1 Urgent Courses	226	2,383	9.5%	9.9%	8.9%
% of FP17s Relating to Free Repair or Replacements	10	2,383	0.4%	0.6%	0.7%
% of FP17s Relating to Continuations	39	2,383	1.6%	1.3%	0.7%
% of Patients satisfied with the dentistry they have received	44	48	91.7%	93.5%	93.6%
% of Patients satisfied with the time they had to wait for an appointment	40	48	83.3%	86.6%	88.1%

* This is based on patients treated on this contract for their most recent course of treatment. Figures in italics indicate the base number of FP17s or Patient Questionnaire responses are less than 100. N/A is shown where the base number of responses is less than 10 during the period. % is calculated as Quantity/Base number*100

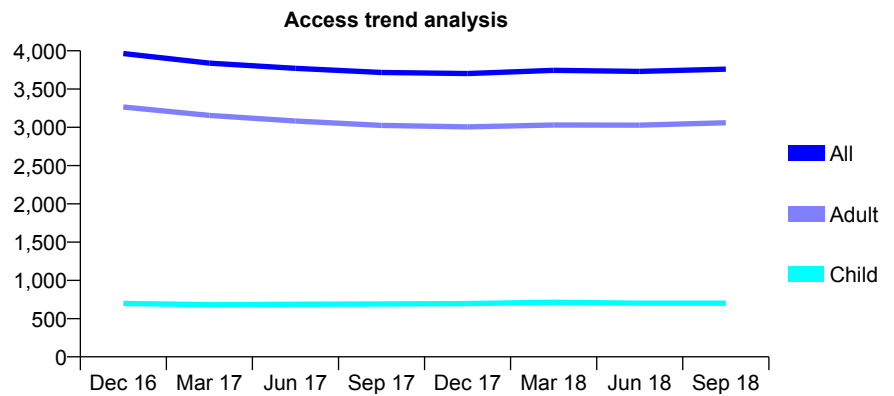
7A7 - Vital Signs At a Glance Contract Report for 158194/0022 - September 2018

Name or company name	Denticare Ltd
Contract type name	GDS Contract
Purpose of contract	General
Contract start date	15/12/2008
Contract end date	

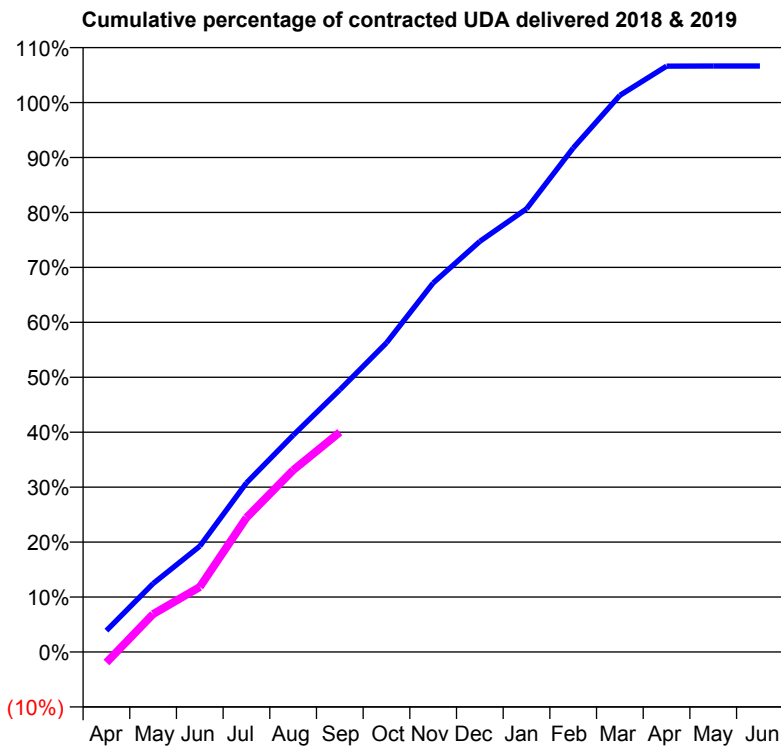
18/19 Contracted general activity (UDA)	12,000
Carry forward general activity (UDA)	550
18/19 Contracted orthodontic activity (UOA)	0
Carry forward orthodontic activity (UOA)	0
Baseline contract value	£304,878.10

ACCESS*

Patients seen in 24 months	Total	Change since previous quarter
Quarter ending September 2017	3,716	
Quarter ending December 2017	3,702	→
Quarter ending March 2018	3,744	→
Quarter ending June 2018	3,730	→
Quarter ending September 2018	3,761	→
Variance since September 2017	1.2%	→



ACTIVITY



Month	Adjusted Scheduled Activity (UDA)	
	2018	2019
April	429	-230
May	1,370	829
June	2,117	1,421
July	3,385	2,934
August	4,339	3,971
September	5,248	4,802
October	6,188	
November	7,389	
December	8,221	
January	8,872	
February	10,090	
March	11,144	
April	11,728	
May	11,731	
June	11,731	

QUALITY

	Quantity	Base Number	Contract	LHB	Wales
% of FP17s for the same patient ID Re-attending within 3 months - Children	35	563	6.2%	8.5%	10.9%
% of FP17s for the same patient ID Re-attending within 3 months - Adults	325	2,315	14.0%	13.7%	15.6%
% of FP17s for the same patient ID Re-attending between 3 & 9 months - Children	343	563	60.9%	51.5%	59.4%
% of FP17s for the same patient ID Re-attending between 3 & 9 months - Adults	1,163	2,315	50.2%	50.0%	55.5%
% of FP17s for Band 1 Urgent Courses	203	2,663	7.6%	9.9%	8.9%
% of FP17s Relating to Free Repair or Replacements	18	2,663	0.7%	0.6%	0.7%
% of FP17s Relating to Continuations	46	2,663	1.7%	1.3%	0.7%
% of Patients satisfied with the dentistry they have received	44	46	95.7%	93.5%	93.6%
% of Patients satisfied with the time they had to wait for an appointment	43	46	93.5%	86.6%	88.1%

* This is based on patients treated on this contract for their most recent course of treatment. Figures in italics indicate the base number of FP17s or Patient Questionnaire responses are less than 100. N/A is shown where the base number of responses is less than 10 during the period. % is calculated as Quantity/Base number*100

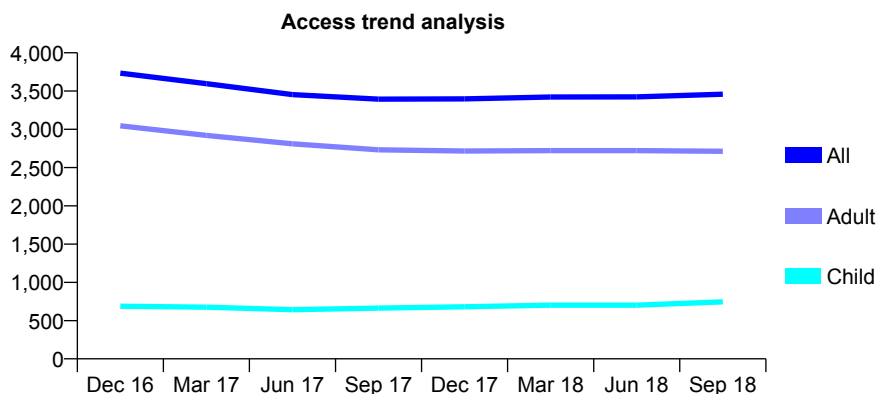
7A7 - Vital Signs At a Glance Contract Report for 158194/0024 - September 2018

Name or company name	Denticare Ltd
Contract type name	GDS Contract
Purpose of contract	General
Contract start date	01/07/2009
Contract end date	

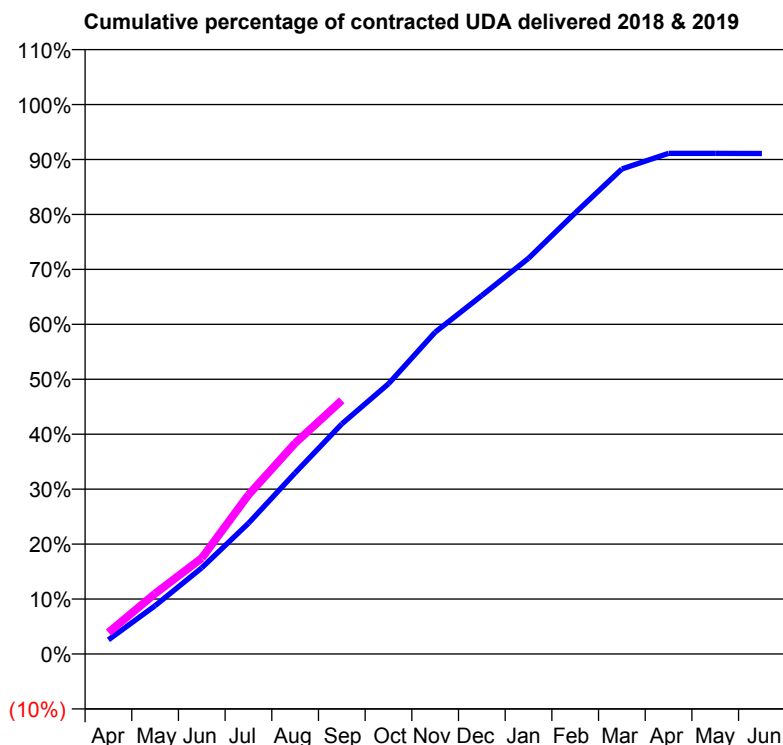
18/19 Contracted general activity (UDA)	11,000
Carry forward general activity (UDA)	-20
18/19 Contracted orthodontic activity (UOA)	0
Carry forward orthodontic activity (UOA)	0
Baseline contract value	£279,464.33

ACCESS*

Patients seen in 24 months	Total	Change since previous quarter
Quarter ending September 2017	3,395	
Quarter ending December 2017	3,397	→
Quarter ending March 2018	3,423	→
Quarter ending June 2018	3,424	→
Quarter ending September 2018	3,458	→
Variance since September 2017	1.9%	→



ACTIVITY



Month	Adjusted Scheduled Activity (UDA)	
	2018	2019
April	285	432
May	967	1,211
June	1,725	1,922
July	2,617	3,185
August	3,627	4,221
September	4,607	5,079
October	5,409	
November	6,442	
December	7,176	
January	7,920	
February	8,829	
March	9,710	
April	10,022	
May	10,021	
June	10,020	

QUALITY

	Quantity	Base Number	Contract	LHB	Wales
% of FP17s for the same patient ID Re-attending within 3 months - Children	48	635	7.6%	8.5%	10.9%
% of FP17s for the same patient ID Re-attending within 3 months - Adults	450	2,403	18.7%	13.7%	15.6%
% of FP17s for the same patient ID Re-attending between 3 & 9 months - Children	367	635	57.8%	51.5%	59.4%
% of FP17s for the same patient ID Re-attending between 3 & 9 months - Adults	1,315	2,403	54.7%	50.0%	55.5%
% of FP17s for Band 1 Urgent Courses	295	2,883	10.2%	9.9%	8.9%
% of FP17s Relating to Free Repair or Replacements	47	2,883	1.6%	0.6%	0.7%
% of FP17s Relating to Continuations	77	2,883	2.7%	1.3%	0.7%
% of Patients satisfied with the dentistry they have received	50	53	94.3%	93.5%	93.6%
% of Patients satisfied with the time they had to wait for an appointment	45	53	84.9%	86.6%	88.1%

* This is based on patients treated on this contract for their most recent course of treatment. Figures in italics indicate the base number of FP17s or Patient Questionnaire responses are less than 100. N/A is shown where the base number of responses is less than 10 during the period. % is calculated as Quantity/Base number*100

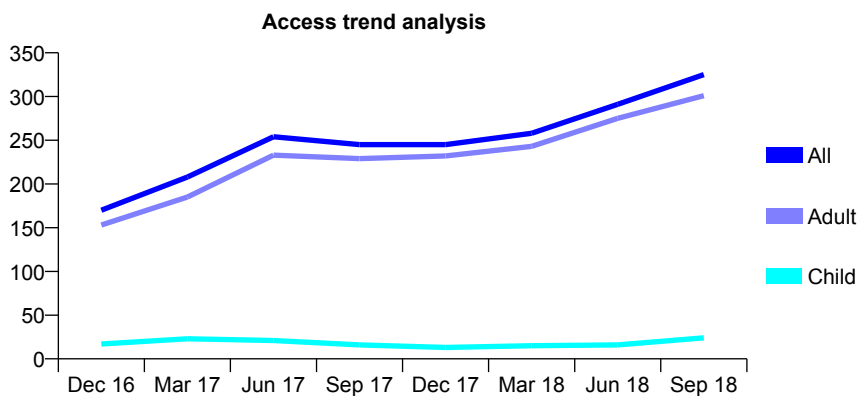
7A7 - Vital Signs At a Glance Contract Report for 158194/0026 - September 2018

Name or company name	Denticare Ltd
Contract type name	PDS Contract
Purpose of contract	General
Contract start date	01/11/2010
Contract end date	31/10/2020

18/19 Contracted general activity (UDA)	638
Carry forward general activity (UDA)	0
18/19 Contracted orthodontic activity (UOA)	0
Carry forward orthodontic activity (UOA)	0
Baseline contract value	£69,023.88

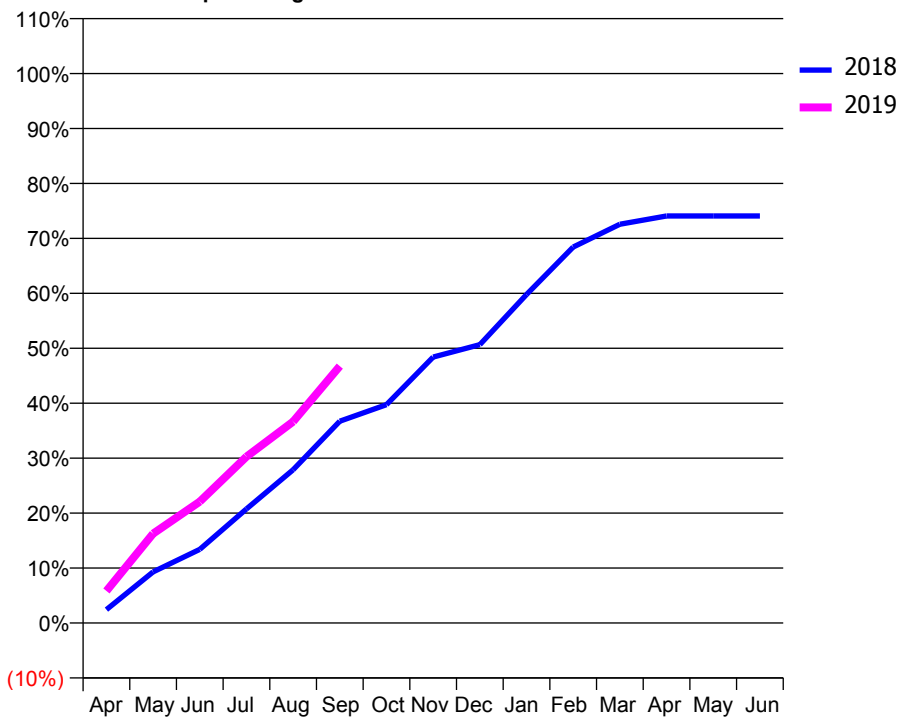
ACCESS*

Patients seen in 24 months	Total	Change since previous quarter
Quarter ending September 2017	245	
Quarter ending December 2017	245	→
Quarter ending March 2018	258	↑
Quarter ending June 2018	291	↑
Quarter ending September 2018	325	↑
Variance since September 2017	32.7%	↑



ACTIVITY

Cumulative percentage of contracted UDA delivered 2018 & 2019



Month	Adjusted Scheduled Activity (UDA)	
	2018	2019
April	16	37
May	59	104
June	86	141
July	132	193
August	178	234
September	234	298
October	254	
November	309	
December	323	
January	381	
February	437	
March	463	
April	473	
May	473	
June	473	

QUALITY

	Quantity	Base Number	Contract	LHB	Wales
% of FP17s for the same patient ID Re-attending within 3 months - Children	0	27	0.0%	8.5%	10.9%
% of FP17s for the same patient ID Re-attending within 3 months - Adults	4	235	1.7%	13.7%	15.6%
% of FP17s for the same patient ID Re-attending between 3 & 9 months - Children	0	27	0.0%	51.5%	59.4%
% of FP17s for the same patient ID Re-attending between 3 & 9 months - Adults	5	235	2.1%	50.0%	55.5%
% of FP17s for Band 1 Urgent Courses	244	254	96.1%	9.9%	8.9%
% of FP17s Relating to Free Repair or Replacements	0	254	0.0%	0.6%	0.7%
% of FP17s Relating to Continuations	0	254	0.0%	1.3%	0.7%
% of Patients satisfied with the dentistry they have received	7	8	N/A	93.5%	93.6%
% of Patients satisfied with the time they had to wait for an appointment	7	8	N/A	86.6%	88.1%

* This is based on patients treated on this contract for their most recent course of treatment. Figures in italics indicate the base number of FP17s or Patient Questionnaire responses are less than 100. N/A is shown where the base number of responses is less than 10 during the period. % is calculated as Quantity/Base number*100

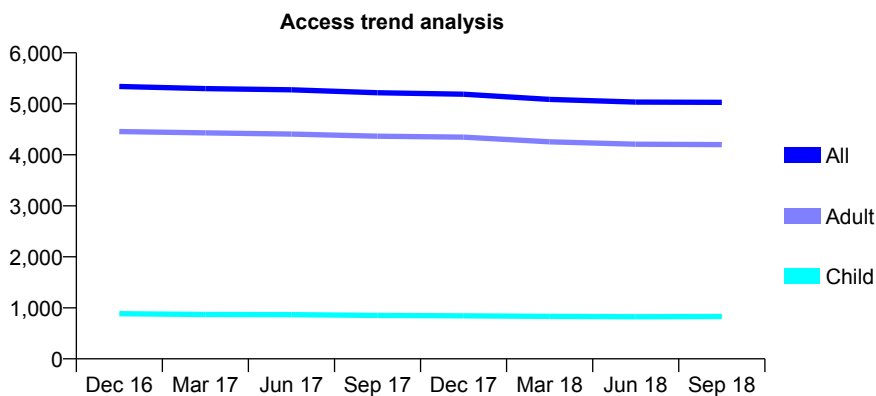
7A7 - Vital Signs At a Glance Contract Report for 193267/0001 - September 2018

Name or company name	Dr DG Evans and Dr JC Evans
Contract type name	GDS Contract
Purpose of contract	General
Contract start date	01/04/2006
Contract end date	

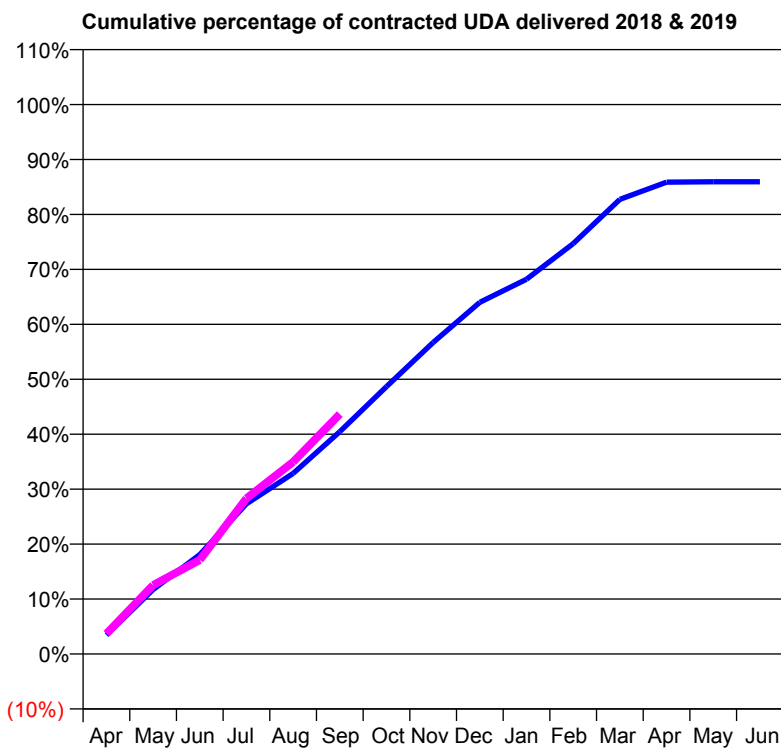
18/19 Contracted general activity (UDA)	12,000
Carry forward general activity (UDA)	0
18/19 Contracted orthodontic activity (UOA)	0
Carry forward orthodontic activity (UOA)	0
Baseline contract value	£304,936.58

ACCESS*

Patients seen in 24 months	Total	Change since previous quarter
Quarter ending September 2017	5,216	
Quarter ending December 2017	5,189	→
Quarter ending March 2018	5,087	↓
Quarter ending June 2018	5,034	↓
Quarter ending September 2018	5,028	→
Variance since September 2017	(3.6%)	↓



ACTIVITY



Adjusted Scheduled Activity (UDA)		
Month	2018	2019
April	531	444
May	1,809	1,503
June	2,790	2,055
July	4,215	3,400
August	5,068	4,195
September	6,239	5,240
October	7,505	
November	8,742	
December	9,866	
January	10,515	
February	11,512	
March	12,754	
April	13,237	
May	13,250	
June	13,251	

QUALITY

	Quantity	Base Number	Contract	LHB	Wales
% of FP17s for the same patient ID Re-attending within 3 months - Children	28	563	5.0%	8.5%	10.9%
% of FP17s for the same patient ID Re-attending within 3 months - Adults	420	3,144	13.4%	13.7%	15.6%
% of FP17s for the same patient ID Re-attending between 3 & 9 months - Children	310	563	55.1%	51.5%	59.4%
% of FP17s for the same patient ID Re-attending between 3 & 9 months - Adults	1,820	3,144	57.9%	50.0%	55.5%
% of FP17s for Band 1 Urgent Courses	346	3,375	10.3%	9.9%	8.9%
% of FP17s Relating to Free Repair or Replacements	25	3,375	0.7%	0.6%	0.7%
% of FP17s Relating to Continuations	31	3,375	0.9%	1.3%	0.7%
% of Patients satisfied with the dentistry they have received	68	69	98.6%	93.5%	93.6%
% of Patients satisfied with the time they had to wait for an appointment	67	69	97.1%	86.6%	88.1%

* This is based on patients treated on this contract for their most recent course of treatment. Figures in italics indicate the base number of FP17s or Patient Questionnaire responses are less than 100. N/A is shown where the base number of responses is less than 10 during the period. % is calculated as Quantity/Base number*100

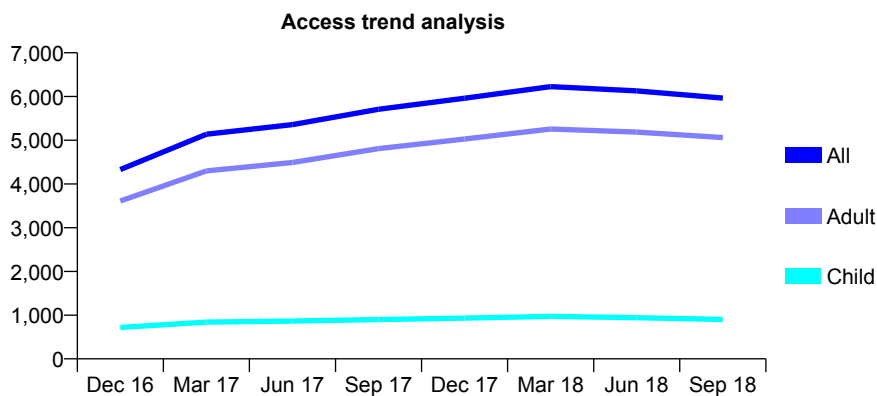
7A7 - Vital Signs At a Glance Contract Report for 208248/0002 - September 2018

Name or company name	The Martin Partnership
Contract type name	GDS Contract
Purpose of contract	General
Contract start date	21/12/2015
Contract end date	

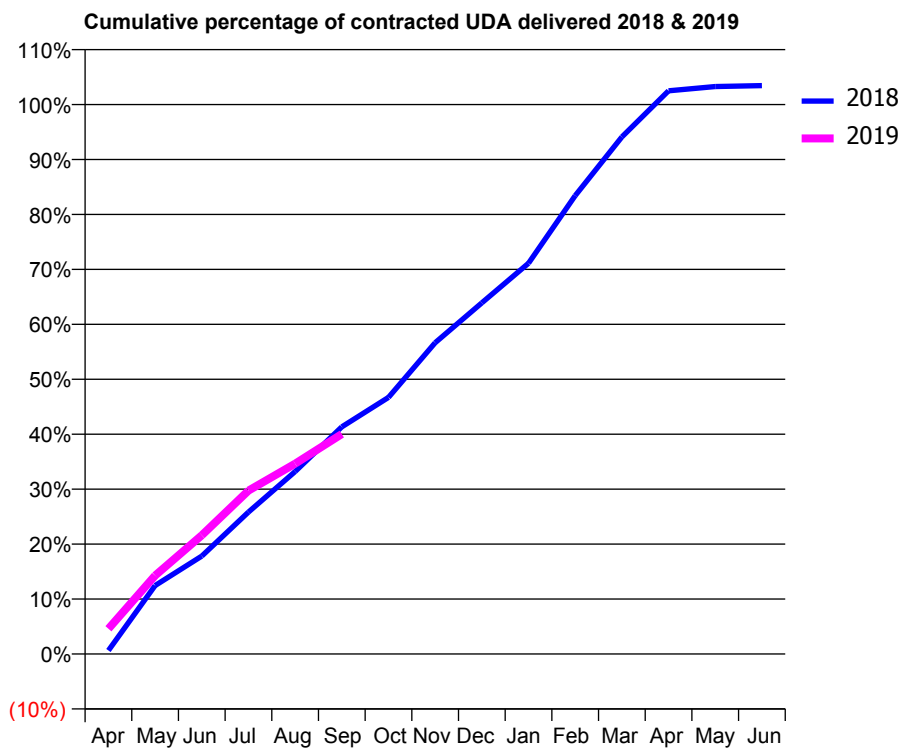
18/19 Contracted general activity (UDA)	16,364
Carry forward general activity (UDA)	-562
18/19 Contracted orthodontic activity (UOA)	0
Carry forward orthodontic activity (UOA)	0
Baseline contract value	£406,922.83

ACCESS*

Patients seen in 24 months	Total	Change since previous quarter
Quarter ending September 2017	5,707	
Quarter ending December 2017	5,961	↑
Quarter ending March 2018	6,227	↑
Quarter ending June 2018	6,129	↓
Quarter ending September 2018	5,963	↓
Variance since September 2017	4.5%	↑



ACTIVITY



Month	Adjusted Scheduled Activity (UDA)	
	2018	2019
April	105	754
May	2,040	2,337
June	2,918	3,536
July	4,228	4,866
August	5,435	5,667
September	6,765	6,551
October	7,641	
November	9,272	
December	10,459	
January	11,637	
February	13,652	
March	15,399	
April	16,771	
May	16,900	
June	16,926	

QUALITY

	Quantity	Base Number	Contract	LHB	Wales
% of FP17s for the same patient ID Re-attending within 3 months - Children	16	492	3.3%	8.5%	10.9%
% of FP17s for the same patient ID Re-attending within 3 months - Adults	281	2,815	10.0%	13.7%	15.6%
% of FP17s for the same patient ID Re-attending between 3 & 9 months - Children	188	492	38.2%	51.5%	59.4%
% of FP17s for the same patient ID Re-attending between 3 & 9 months - Adults	1,184	2,815	42.1%	50.0%	55.5%
% of FP17s for Band 1 Urgent Courses	240	2,799	8.6%	9.9%	8.9%
% of FP17s Relating to Free Repair or Replacements	14	2,799	0.5%	0.6%	0.7%
% of FP17s Relating to Continuations	20	2,799	0.7%	1.3%	0.7%
% of Patients satisfied with the dentistry they have received	44	48	91.7%	93.5%	93.6%
% of Patients satisfied with the time they had to wait for an appointment	46	48	95.8%	86.6%	88.1%

* This is based on patients treated on this contract for their most recent course of treatment. Figures in italics indicate the base number of FP17s or Patient Questionnaire responses are less than 100. N/A is shown where the base number of responses is less than 10 during the period. % is calculated as Quantity/Base number*100

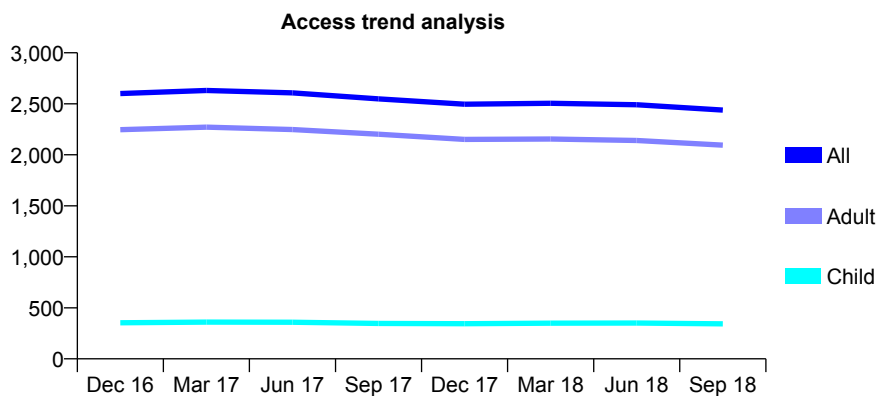
7A7 - Vital Signs At a Glance Contract Report for 218812/0001 - September 2018

Name or company name	MR JD ROBERTS-JAMES
Contract type name	GDS Contract
Purpose of contract	General
Contract start date	01/04/2006
Contract end date	

18/19 Contracted general activity (UDA)	7,456
Carry forward general activity (UDA)	-354
18/19 Contracted orthodontic activity (UOA)	0
Carry forward orthodontic activity (UOA)	0
Baseline contract value	£190,428.81

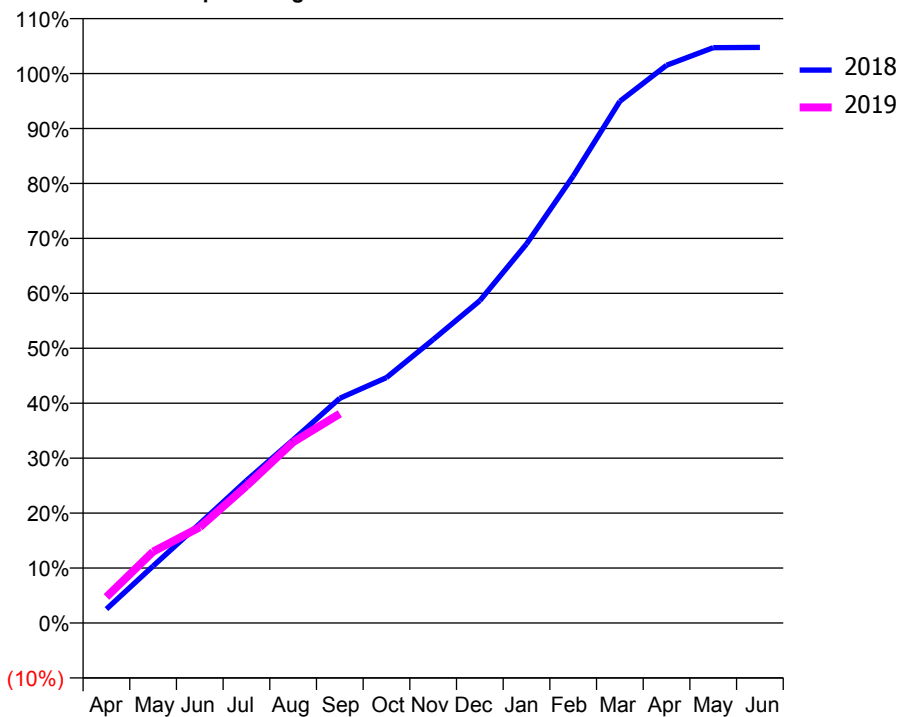
ACCESS*

Patients seen in 24 months	Total	Change since previous quarter
Quarter ending September 2017	2,549	
Quarter ending December 2017	2,496	↓
Quarter ending March 2018	2,505	→
Quarter ending June 2018	2,491	→
Quarter ending September 2018	2,438	↓
Variance since September 2017	(4.4%)	↓



ACTIVITY

Cumulative percentage of contracted UDA delivered 2018 & 2019



Adjusted Scheduled Activity (UDA)

Month	2018	2019
April	189	354
May	773	969
June	1,349	1,300
July	1,933	1,860
August	2,485	2,455
September	3,049	2,840
October	3,330	
November	3,847	
December	4,374	
January	5,144	
February	6,064	
March	7,080	
April	7,568	
May	7,807	
June	7,810	

QUALITY

	Quantity	Base Number	Contract	LHB	Wales
% of FP17s for the same patient ID Re-attending within 3 months - Children	12	236	5.1%	8.5%	10.9%
% of FP17s for the same patient ID Re-attending within 3 months - Adults	179	1,311	13.7%	13.7%	15.6%
% of FP17s for the same patient ID Re-attending between 3 & 9 months - Children	163	236	69.1%	51.5%	59.4%
% of FP17s for the same patient ID Re-attending between 3 & 9 months - Adults	736	1,311	56.1%	50.0%	55.5%
% of FP17s for Band 1 Urgent Courses	65	1,246	5.2%	9.9%	8.9%
% of FP17s Relating to Free Repair or Replacements	2	1,246	0.2%	0.6%	0.7%
% of FP17s Relating to Continuations	19	1,246	1.5%	1.3%	0.7%
% of Patients satisfied with the dentistry they have received	50	51	98.0%	93.5%	93.6%
% of Patients satisfied with the time they had to wait for an appointment	44	51	86.3%	86.6%	88.1%

* This is based on patients treated on this contract for their most recent course of treatment. Figures in italics indicate the base number of FP17s or Patient Questionnaire responses are less than 100. N/A is shown where the base number of responses is less than 10 during the period. % is calculated as Quantity/Base number*100

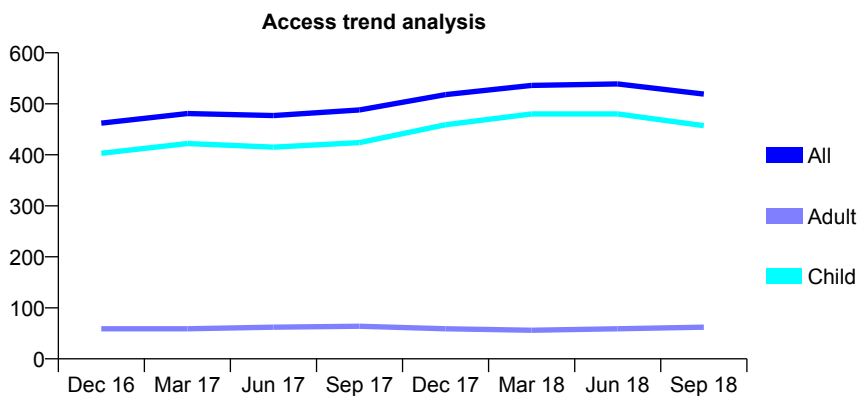
7A7 - Vital Signs At a Glance Contract Report for 565350/0001 - September 2018

Name or company name	MR CA HIMSWORTH
Contract type name	GDS Contract
Purpose of contract	General
Contract start date	01/04/2006
Contract end date	

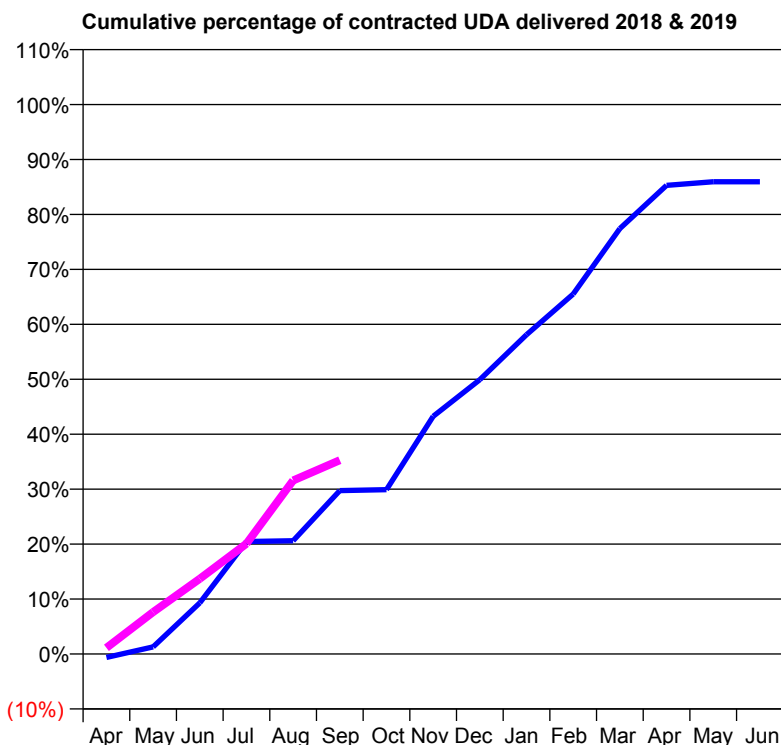
18/19 Contracted general activity (UDA)	1,250
Carry forward general activity (UDA)	0
18/19 Contracted orthodontic activity (UOA)	0
Carry forward orthodontic activity (UOA)	0
Baseline contract value	£36,550.21

ACCESS*

Patients seen in 24 months	Total	Change since previous quarter
Quarter ending September 2017	488	
Quarter ending December 2017	518	↑
Quarter ending March 2018	536	↑
Quarter ending June 2018	539	→
Quarter ending September 2018	519	↓
Variance since September 2017	6.4%	↑



ACTIVITY



Month	Adjusted Scheduled Activity (UDA)	
	2018	2019
April	-8	14
May	16	95
June	116	171
July	256	251
August	258	395
September	372	441
October	374	
November	541	
December	624	
January	726	
February	819	
March	968	
April	1,066	
May	1,074	
June	1,074	

QUALITY

	Quantity	Base Number	Contract	LHB	Wales
% of FP17s for the same patient ID Re-attending within 3 months - Children	57	372	15.3%	8.5%	10.9%
% of FP17s for the same patient ID Re-attending within 3 months - Adults	0	0	N/A	13.7%	15.6%
% of FP17s for the same patient ID Re-attending between 3 & 9 months - Children	220	372	59.1%	51.5%	59.4%
% of FP17s for the same patient ID Re-attending between 3 & 9 months - Adults	0	0	N/A	50.0%	55.5%
% of FP17s for Band 1 Urgent Courses	24	312	7.7%	9.9%	8.9%
% of FP17s Relating to Free Repair or Replacements	0	312	0.0%	0.6%	0.7%
% of FP17s Relating to Continuations	0	312	0.0%	1.3%	0.7%
% of Patients satisfied with the dentistry they have received	1	2	N/A	93.5%	93.6%
% of Patients satisfied with the time they had to wait for an appointment	1	2	N/A	86.6%	88.1%

* This is based on patients treated on this contract for their most recent course of treatment. Figures in italics indicate the base number of FP17s or Patient Questionnaire responses are less than 100. N/A is shown where the base number of responses is less than 10 during the period. % is calculated as Quantity/Base number*100

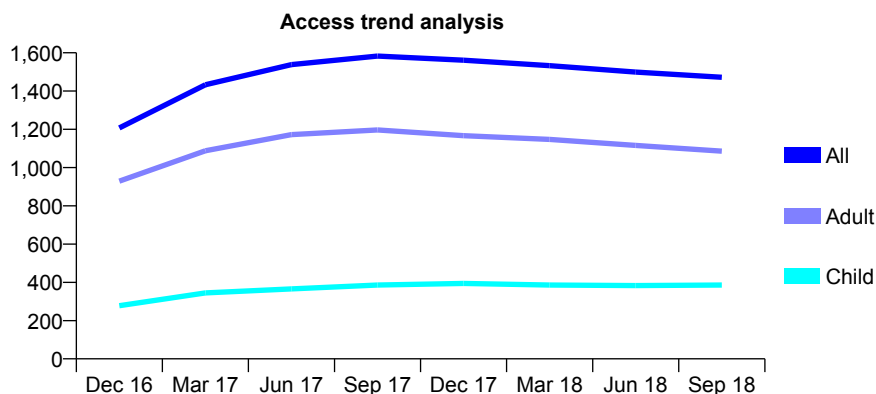
7A7 - Vital Signs At a Glance Contract Report for 659193/0002 - September 2018

Name or company name	T&C Ichim
Contract type name	GDS Contract
Purpose of contract	General
Contract start date	03/05/2014
Contract end date	

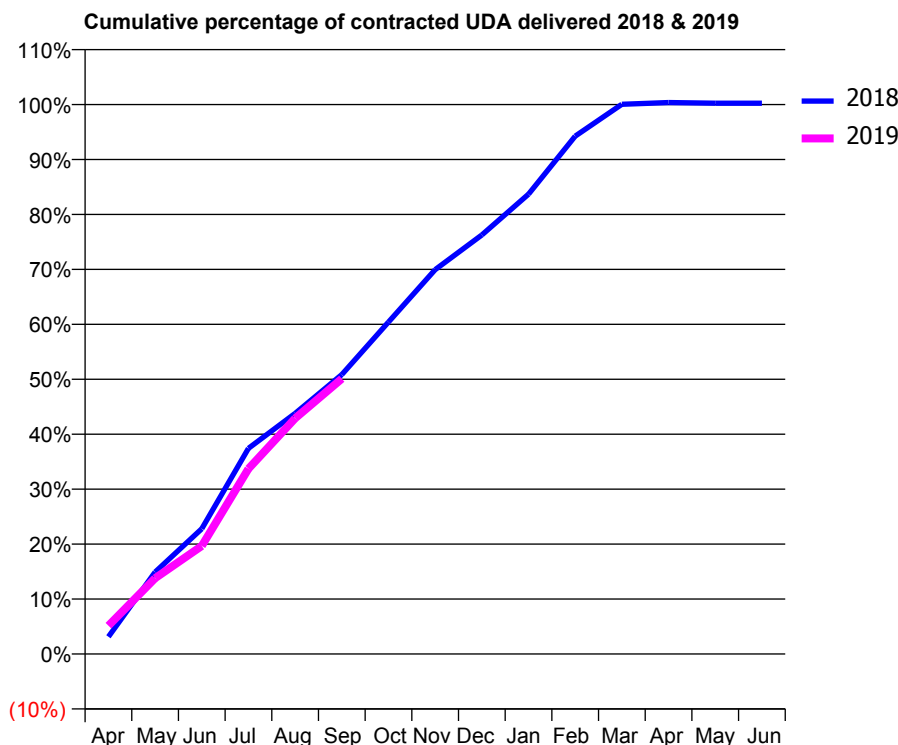
18/19 Contracted general activity (UDA)	3,370
Carry forward general activity (UDA)	-8
18/19 Contracted orthodontic activity (UOA)	0
Carry forward orthodontic activity (UOA)	0
Baseline contract value	£78,774.00

ACCESS*

Patients seen in 24 months	Total	Change since previous quarter
Quarter ending September 2017	1,583	
Quarter ending December 2017	1,561	↓
Quarter ending March 2018	1,533	↓
Quarter ending June 2018	1,499	↓
Quarter ending September 2018	1,472	↓
Variance since September 2017	(7.0%)	↓



ACTIVITY



Month	Adjusted Scheduled Activity (UDA)	
	2018	2019
April	106	173
May	502	465
June	768	663
July	1,261	1,136
August	1,476	1,446
September	1,714	1,688
October	2,036	
November	2,357	
December	2,570	
January	2,820	
February	3,176	
March	3,371	
April	3,382	
May	3,378	
June	3,378	

QUALITY

	Quantity	Base Number	Contract	LHB	Wales
% of FP17s for the same patient ID Re-attending within 3 months - Children	9	233	3.9%	8.5%	10.9%
% of FP17s for the same patient ID Re-attending within 3 months - Adults	45	645	7.0%	13.7%	15.6%
% of FP17s for the same patient ID Re-attending between 3 & 9 months - Children	115	233	49.4%	51.5%	59.4%
% of FP17s for the same patient ID Re-attending between 3 & 9 months - Adults	254	645	39.4%	50.0%	55.5%
% of FP17s for Band 1 Urgent Courses	16	872	1.8%	9.9%	8.9%
% of FP17s Relating to Free Repair or Replacements	2	872	0.2%	0.6%	0.7%
% of FP17s Relating to Continuations	0	872	0.0%	1.3%	0.7%
% of Patients satisfied with the dentistry they have received	10	10	100.0%	93.5%	93.6%
% of Patients satisfied with the time they had to wait for an appointment	10	10	100.0%	86.6%	88.1%

* This is based on patients treated on this contract for their most recent course of treatment. Figures in italics indicate the base number of FP17s or Patient Questionnaire responses are less than 100. N/A is shown where the base number of responses is less than 10 during the period. % is calculated as Quantity/Base number*100

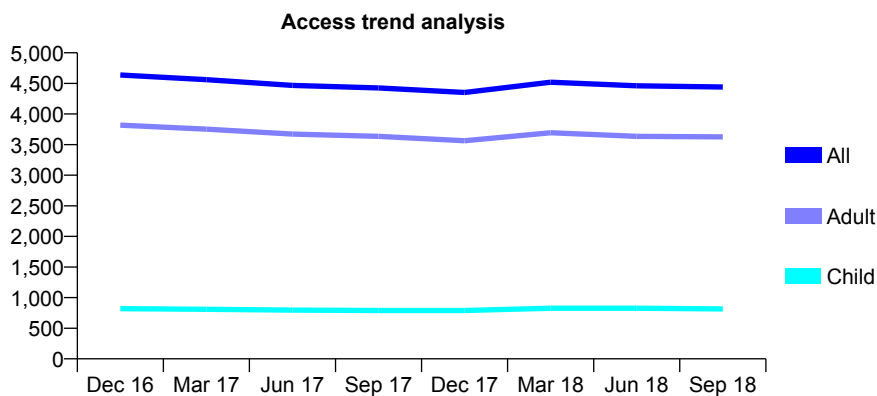
7A7 - Vital Signs At a Glance Contract Report for 689823/0001 - September 2018

Name or company name	MR J CHARRO
Contract type name	GDS Contract
Purpose of contract	General
Contract start date	01/04/2006
Contract end date	

18/19 Contracted general activity (UDA)	14,000
Carry forward general activity (UDA)	611
18/19 Contracted orthodontic activity (UOA)	0
Carry forward orthodontic activity (UOA)	0
Baseline contract value	£409,344.12

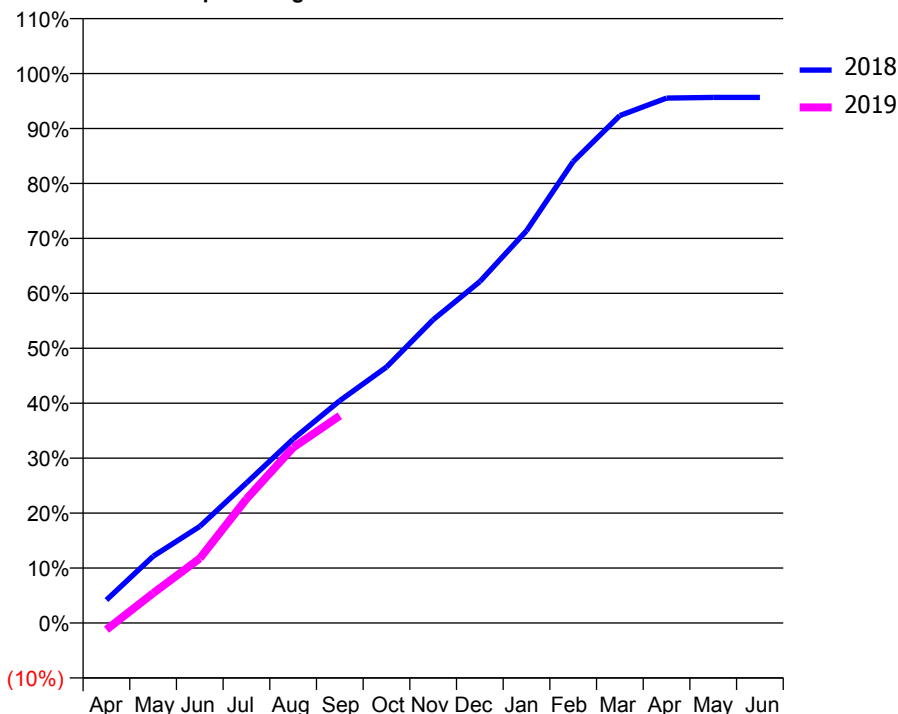
ACCESS*

Patients seen in 24 months	Total	Change since previous quarter
Quarter ending September 2017	4,425	
Quarter ending December 2017	4,352	↓
Quarter ending March 2018	4,519	↑
Quarter ending June 2018	4,461	↓
Quarter ending September 2018	4,442	→
Variance since September 2017	0.4%	→



ACTIVITY

Cumulative percentage of contracted UDA delivered 2018 & 2019



Month	Adjusted Scheduled Activity (UDA)	
	2018	2019
April	586	-172
May	1,699	759
June	2,463	1,647
July	3,569	3,162
August	4,688	4,468
September	5,664	5,282
October	6,520	
November	7,727	
December	8,698	
January	9,993	
February	11,758	
March	12,928	
April	13,372	
May	13,389	
June	13,389	

QUALITY

	Quantity	Base Number	Contract	LHB	Wales
% of FP17s for the same patient ID Re-attending within 3 months - Children	42	595	7.1%	8.5%	10.9%
% of FP17s for the same patient ID Re-attending within 3 months - Adults	342	2,726	12.5%	13.7%	15.6%
% of FP17s for the same patient ID Re-attending between 3 & 9 months - Children	391	595	65.7%	51.5%	59.4%
% of FP17s for the same patient ID Re-attending between 3 & 9 months - Adults	1,885	2,726	69.1%	50.0%	55.5%
% of FP17s for Band 1 Urgent Courses	284	3,090	9.2%	9.9%	8.9%
% of FP17s Relating to Free Repair or Replacements	9	3,090	0.3%	0.6%	0.7%
% of FP17s Relating to Continuations	35	3,090	1.1%	1.3%	0.7%
% of Patients satisfied with the dentistry they have received	71	76	93.4%	93.5%	93.6%
% of Patients satisfied with the time they had to wait for an appointment	73	76	96.1%	86.6%	88.1%

* This is based on patients treated on this contract for their most recent course of treatment. Figures in italics indicate the base number of FP17s or Patient Questionnaire responses are less than 100. N/A is shown where the base number of responses is less than 10 during the period. % is calculated as Quantity/Base number*100

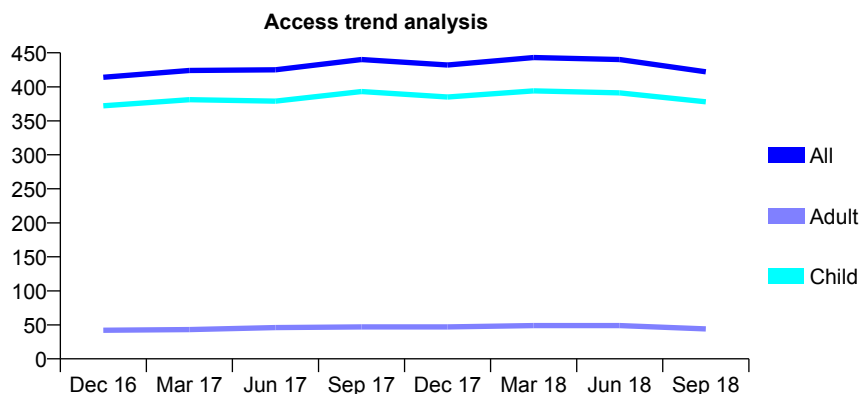
7A7 - Vital Signs At a Glance Contract Report for 762938/0001 - September 2018

Name or company name	MISS G DAVIES
Contract type name	PDS Contract
Purpose of contract	General
Contract start date	01/04/2012
Contract end date	31/03/2019

18/19 Contracted general activity (UDA)	700
Carry forward general activity (UDA)	0
18/19 Contracted orthodontic activity (UOA)	0
Carry forward orthodontic activity (UOA)	0
Baseline contract value	£26,554.20

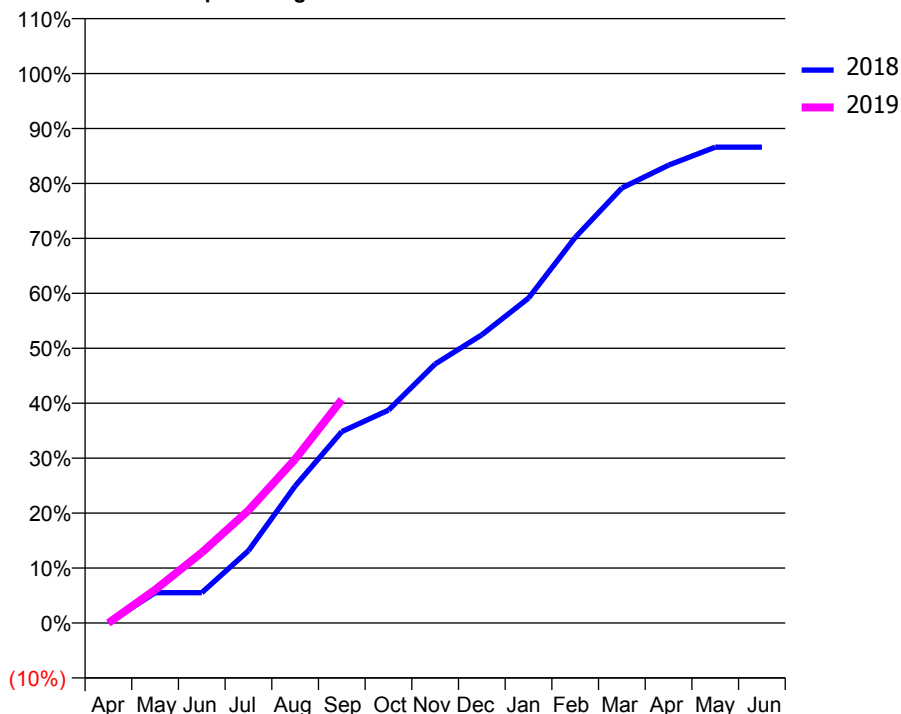
ACCESS*

Patients seen in 24 months	Total	Change since previous quarter
Quarter ending September 2017	440	
Quarter ending December 2017	432	↓
Quarter ending March 2018	443	↑
Quarter ending June 2018	440	→
Quarter ending September 2018	422	↓
Variance since September 2017	(4.1%)	↓



ACTIVITY

Cumulative percentage of contracted UDA delivered 2018 & 2019



Month	Adjusted Scheduled Activity (UDA)	
	2018	2019
April	0	0
May	39	42
June	39	90
July	92	143
August	175	209
September	244	285
October	271	
November	330	
December	367	
January	414	
February	491	
March	554	
April	583	
May	606	
June	606	

QUALITY

	Quantity	Base Number	Contract	LHB	Wales
% of FP17s for the same patient ID Re-attending within 3 months - Children	22	240	9.2%	8.5%	10.9%
% of FP17s for the same patient ID Re-attending within 3 months - Adults	2	7	28.6%	13.7%	15.6%
% of FP17s for the same patient ID Re-attending between 3 & 9 months - Children	86	240	35.8%	51.5%	59.4%
% of FP17s for the same patient ID Re-attending between 3 & 9 months - Adults	1	7	14.3%	50.0%	55.5%
% of FP17s for Band 1 Urgent Courses	13	206	6.3%	9.9%	8.9%
% of FP17s Relating to Free Repair or Replacements	0	206	0.0%	0.6%	0.7%
% of FP17s Relating to Continuations	0	206	0.0%	1.3%	0.7%
% of Patients satisfied with the dentistry they have received	1	1	N/A	93.5%	93.6%
% of Patients satisfied with the time they had to wait for an appointment	1	1	N/A	86.6%	88.1%

* This is based on patients treated on this contract for their most recent course of treatment. Figures in italics indicate the base number of FP17s or Patient Questionnaire responses are less than 100. N/A is shown where the base number of responses is less than 10 during the period. % is calculated as Quantity/Base number*100

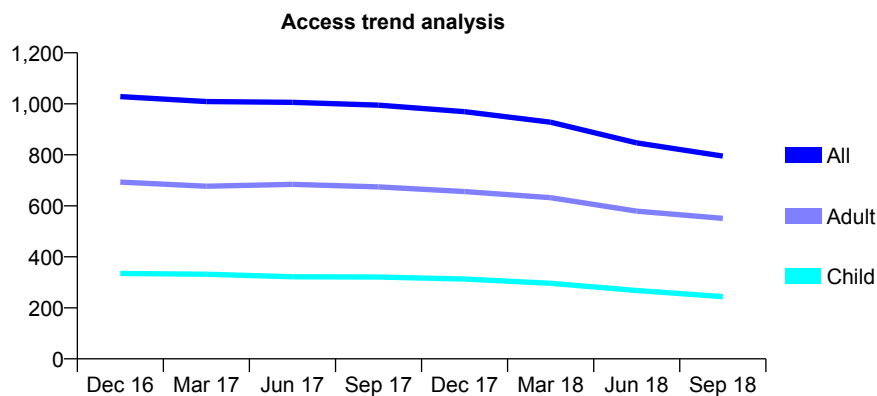
7A7 - Vital Signs At a Glance Contract Report for 809748/0001 - September 2018

Name or company name	MR MS QUAYLE
Contract type name	GDS Contract
Purpose of contract	General
Contract start date	24/06/2013
Contract end date	

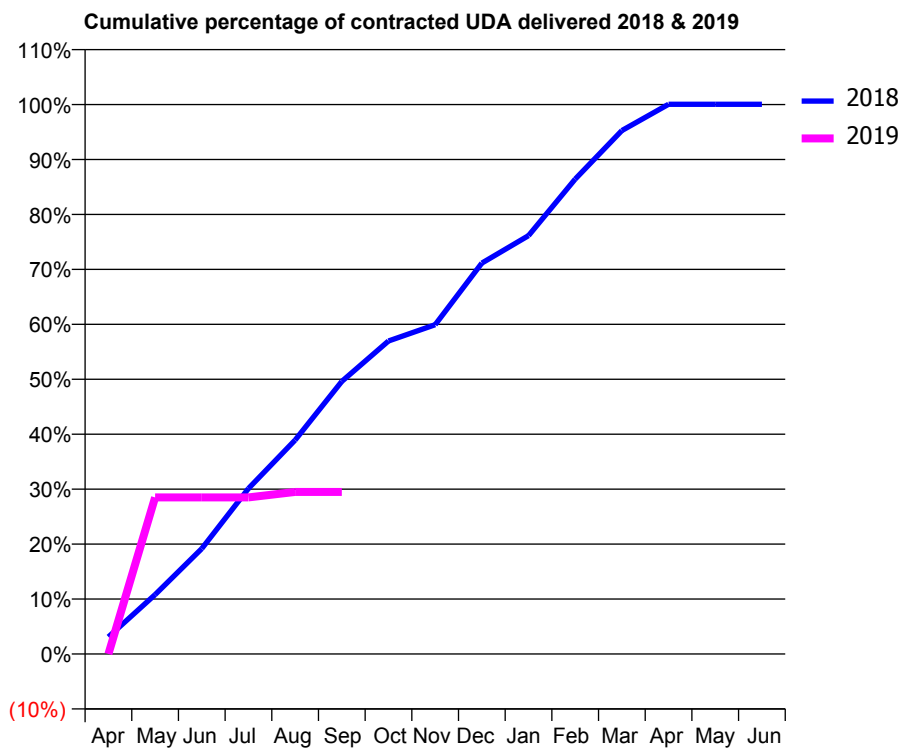
18/19 Contracted general activity (UDA)	200
Carry forward general activity (UDA)	0
18/19 Contracted orthodontic activity (UOA)	0
Carry forward orthodontic activity (UOA)	0
Baseline contract value	£4,280.00

ACCESS*

Patients seen in 24 months	Total	Change since previous quarter
Quarter ending September 2017	995	
Quarter ending December 2017	969	↓
Quarter ending March 2018	928	↓
Quarter ending June 2018	847	↓
Quarter ending September 2018	795	↓
Variance since September 2017	(20.1%)	↓



ACTIVITY



Month	Adjusted Scheduled Activity (UDA)	
	2018	2019
April	78	0
May	270	57
June	478	57
July	751	57
August	971	59
September	1,238	59
October	1,421	
November	1,495	
December	1,775	
January	1,899	
February	2,156	
March	2,377	
April	2,496	
May	2,496	
June	2,496	

QUALITY

	Quantity	Base Number	Contract	LHB	Wales
% of FP17s for the same patient ID Re-attending within 3 months - Children	1	20	5.0%	8.5%	10.9%
% of FP17s for the same patient ID Re-attending within 3 months - Adults	6	68	8.8%	13.7%	15.6%
% of FP17s for the same patient ID Re-attending between 3 & 9 months - Children	13	20	65.0%	51.5%	59.4%
% of FP17s for the same patient ID Re-attending between 3 & 9 months - Adults	36	68	52.9%	50.0%	55.5%
% of FP17s for Band 1 Urgent Courses	0	23	0.0%	9.9%	8.9%
% of FP17s Relating to Free Repair or Replacements	0	23	0.0%	0.6%	0.7%
% of FP17s Relating to Continuations	0	23	0.0%	1.3%	0.7%
% of Patients satisfied with the dentistry they have received	9	11	81.8%	93.5%	93.6%
% of Patients satisfied with the time they had to wait for an appointment	11	11	100.0%	86.6%	88.1%

* This is based on patients treated on this contract for their most recent course of treatment. Figures in italics indicate the base number of FP17s or Patient Questionnaire responses are less than 100. N/A is shown where the base number of responses is less than 10 during the period. % is calculated as Quantity/Base number*100

7A7 - Vital Signs At a Glance Contract Report for 830887/0002 - September 2018

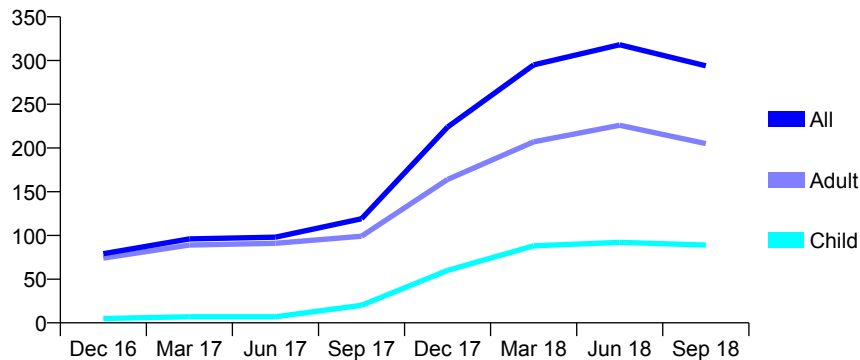
Name or company name	Newtown Dental Clinic
Contract type name	PDS Contract
Purpose of contract	General
Contract start date	02/01/2011
Contract end date	01/01/2021

18/19 Contracted general activity (UDA)	100
Carry forward general activity (UDA)	0
18/19 Contracted orthodontic activity (UOA)	0
Carry forward orthodontic activity (UOA)	0
Baseline contract value	£0.00

ACCESS*

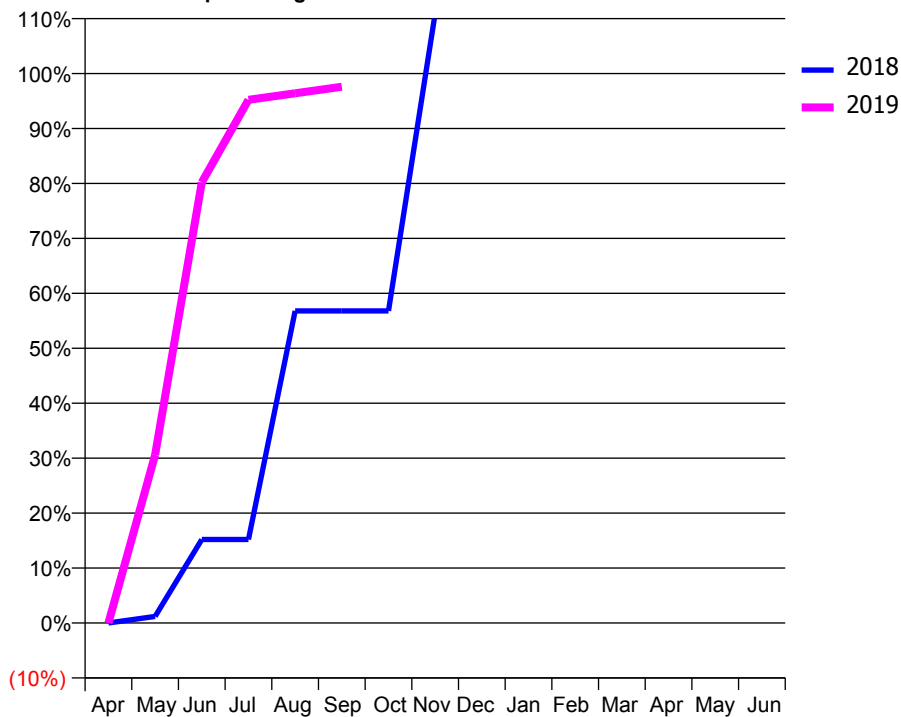
Patients seen in 24 months	Total	Change since previous quarter
Quarter ending September 2017	119	
Quarter ending December 2017	224	↑
Quarter ending March 2018	295	↑
Quarter ending June 2018	318	↑
Quarter ending September 2018	294	↓
Variance since September 2017	147.1%	↑

Access trend analysis



ACTIVITY

Cumulative percentage of contracted UDA delivered 2018 & 2019



Adjusted Scheduled Activity (UDA)

Month	2018	2019
April	0	0
May	1	31
June	15	80
July	15	95
August	57	96
September	57	98
October	57	
November	111	
December	252	
January	309	
February	354	
March	412	
April	437	
May	439	
June	439	

QUALITY

	Quantity	Base Number	Contract	LHB	Wales
% of FP17s for the same patient ID Re-attending within 3 months - Children	1	17	5.9%	8.5%	10.9%
% of FP17s for the same patient ID Re-attending within 3 months - Adults	5	62	8.1%	13.7%	15.6%
% of FP17s for the same patient ID Re-attending between 3 & 9 months - Children	1	17	5.9%	51.5%	59.4%
% of FP17s for the same patient ID Re-attending between 3 & 9 months - Adults	0	62	0.0%	50.0%	55.5%
% of FP17s for Band 1 Urgent Courses	43	58	74.1%	9.9%	8.9%
% of FP17s Relating to Free Repair or Replacements	0	58	0.0%	0.6%	0.7%
% of FP17s Relating to Continuations	0	58	0.0%	1.3%	0.7%
% of Patients satisfied with the dentistry they have received	1	1	N/A	93.5%	93.6%
% of Patients satisfied with the time they had to wait for an appointment	1	1	N/A	86.6%	88.1%

* This is based on patients treated on this contract for their most recent course of treatment. Figures in italics indicate the base number of FP17s or Patient Questionnaire responses are less than 100. N/A is shown where the base number of responses is less than 10 during the period. % is calculated as Quantity/Base number*100

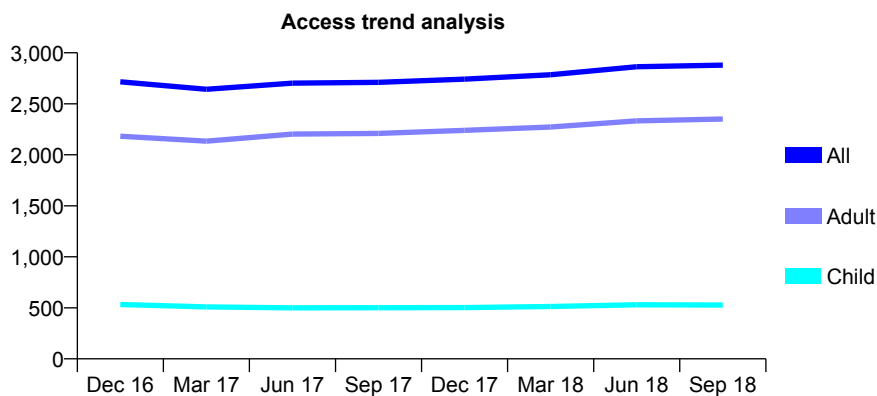
7A7 - Vital Signs At a Glance Contract Report for 849324/0001 - September 2018

Name or company name	MISS S FAWAZ
Contract type name	GDS Contract
Purpose of contract	General
Contract start date	01/04/2006
Contract end date	

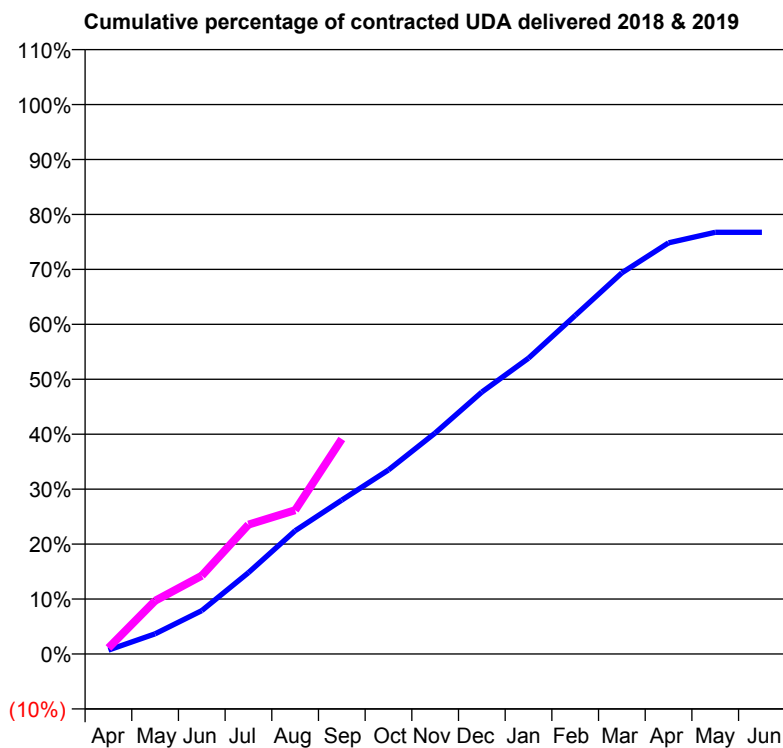
18/19 Contracted general activity (UDA)	7,000
Carry forward general activity (UDA)	0
18/19 Contracted orthodontic activity (UOA)	0
Carry forward orthodontic activity (UOA)	0
Baseline contract value	£175,730.22

ACCESS*

Patients seen in 24 months	Total	Change since previous quarter
Quarter ending September 2017	2,711	
Quarter ending December 2017	2,742	→
Quarter ending March 2018	2,785	→
Quarter ending June 2018	2,863	↑
Quarter ending September 2018	2,879	→
Variance since September 2017	6.2%	↑



ACTIVITY



Month	Adjusted Scheduled Activity (UDA)	
	2018	2019
April	58	77
May	294	678
June	632	998
July	1,184	1,649
August	1,795	1,832
September	2,241	2,739
October	2,680	
November	3,217	
December	3,814	
January	4,308	
February	4,928	
March	5,549	
April	5,986	
May	6,139	
June	6,140	

QUALITY

	Quantity	Base Number	Contract	LHB	Wales
% of FP17s for the same patient ID Re-attending within 3 months - Children	8	267	3.0%	8.5%	10.9%
% of FP17s for the same patient ID Re-attending within 3 months - Adults	171	1,425	12.0%	13.7%	15.6%
% of FP17s for the same patient ID Re-attending between 3 & 9 months - Children	109	267	40.8%	51.5%	59.4%
% of FP17s for the same patient ID Re-attending between 3 & 9 months - Adults	679	1,425	47.6%	50.0%	55.5%
% of FP17s for Band 1 Urgent Courses	154	1,478	10.4%	9.9%	8.9%
% of FP17s Relating to Free Repair or Replacements	8	1,478	0.5%	0.6%	0.7%
% of FP17s Relating to Continuations	6	1,478	0.4%	1.3%	0.7%
% of Patients satisfied with the dentistry they have received	35	38	92.1%	93.5%	93.6%
% of Patients satisfied with the time they had to wait for an appointment	34	38	89.5%	86.6%	88.1%

* This is based on patients treated on this contract for their most recent course of treatment. Figures in italics indicate the base number of FP17s or Patient Questionnaire responses are less than 100. N/A is shown where the base number of responses is less than 10 during the period. % is calculated as Quantity/Base number*100

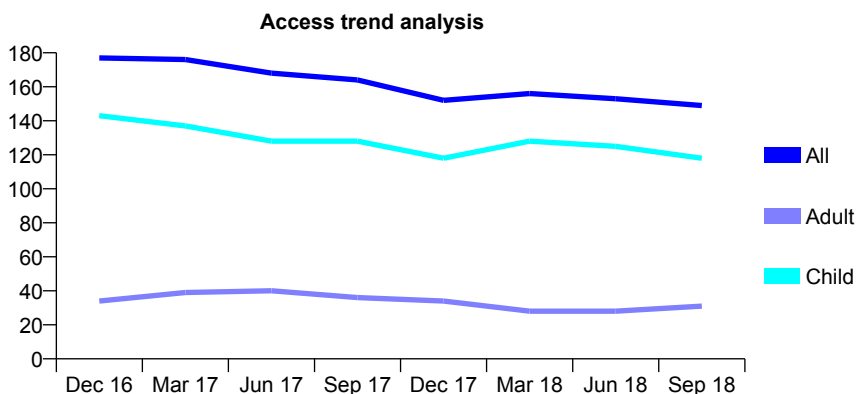
7A7 - Vital Signs At a Glance Contract Report for 915645/0001 - September 2018

Name or company name	MISS SE GRIFFITHS
Contract type name	GDS Contract
Purpose of contract	General
Contract start date	01/04/2006
Contract end date	

18/19 Contracted general activity (UDA)	250
Carry forward general activity (UDA)	0
18/19 Contracted orthodontic activity (UOA)	0
Carry forward orthodontic activity (UOA)	0
Baseline contract value	£6,150.40

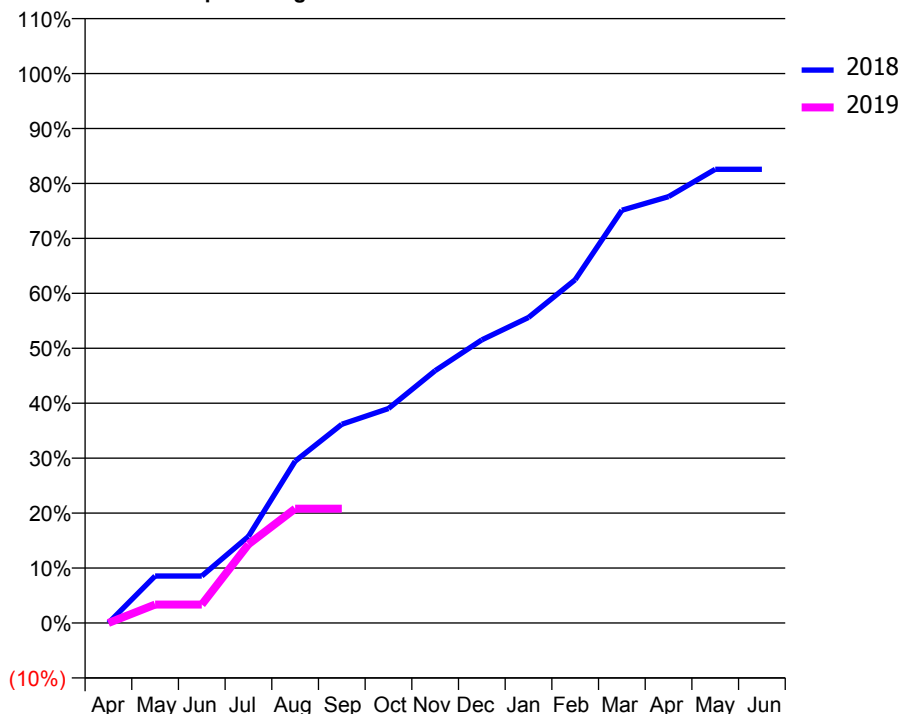
ACCESS*

Patients seen in 24 months	Total	Change since previous quarter
Quarter ending September 2017	164	
Quarter ending December 2017	152	↓
Quarter ending March 2018	156	↑
Quarter ending June 2018	153	↓
Quarter ending September 2018	149	↓
Variance since September 2017	(9.1%)	↓



ACTIVITY

Cumulative percentage of contracted UDA delivered 2018 & 2019



Month	Adjusted Scheduled Activity (UDA)	
	2018	2019
April	0	0
May	21	8
June	21	8
July	39	36
August	74	52
September	90	52
October	98	
November	115	
December	129	
January	139	
February	156	
March	188	
April	194	
May	206	
June	206	

QUALITY

	Quantity	Base Number	Contract	LHB	Wales
% of FP17s for the same patient ID Re-attending within 3 months - Children	10	63	15.9%	8.5%	10.9%
% of FP17s for the same patient ID Re-attending within 3 months - Adults	0	10	0.0%	13.7%	15.6%
% of FP17s for the same patient ID Re-attending between 3 & 9 months - Children	35	63	55.6%	51.5%	59.4%
% of FP17s for the same patient ID Re-attending between 3 & 9 months - Adults	7	10	70.0%	50.0%	55.5%
% of FP17s for Band 1 Urgent Courses	11	47	23.4%	9.9%	8.9%
% of FP17s Relating to Free Repair or Replacements	0	47	0.0%	0.6%	0.7%
% of FP17s Relating to Continuations	0	47	0.0%	1.3%	0.7%
% of Patients satisfied with the dentistry they have received	0	0	N/A	93.5%	93.6%
% of Patients satisfied with the time they had to wait for an appointment	0	0	N/A	86.6%	88.1%

* This is based on patients treated on this contract for their most recent course of treatment. Figures in italics indicate the base number of FP17s or Patient Questionnaire responses are less than 100. N/A is shown where the base number of responses is less than 10 during the period. % is calculated as Quantity/Base number*100

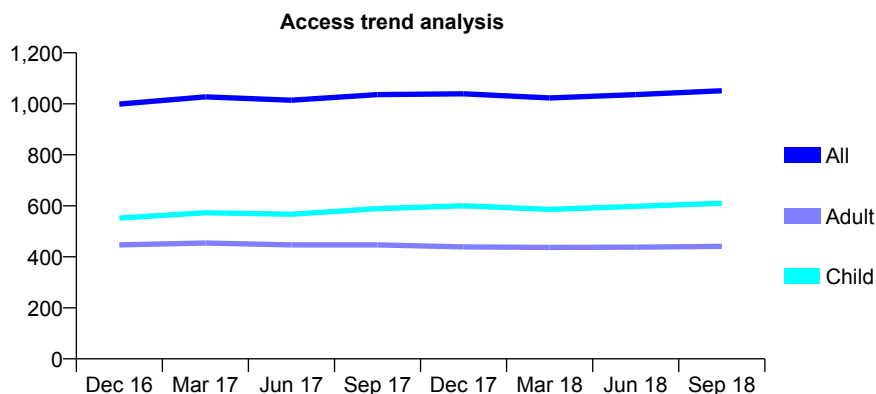
7A7 - Vital Signs At a Glance Contract Report for 964948/0001 - September 2018

Name or company name	MR WJ JENKINS
Contract type name	GDS Contract
Purpose of contract	General
Contract start date	25/10/2013
Contract end date	

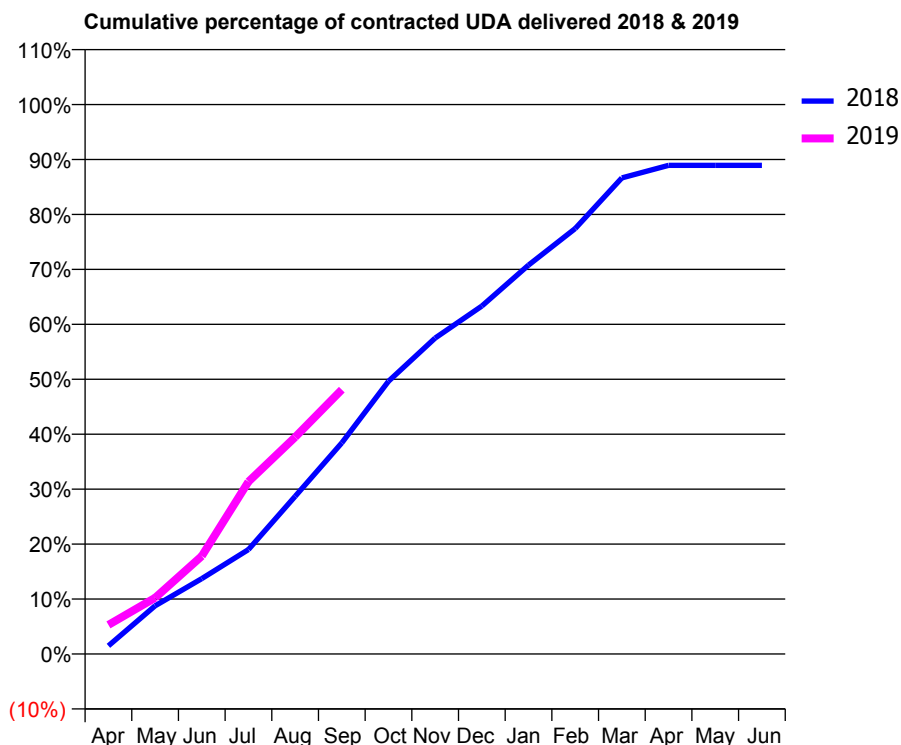
18/19 Contracted general activity (UDA)	2,430
Carry forward general activity (UDA)	0
18/19 Contracted orthodontic activity (UOA)	0
Carry forward orthodontic activity (UOA)	0
Baseline contract value	£79,339.66

ACCESS*

Patients seen in 24 months	Total	Change since previous quarter
Quarter ending September 2017	1,036	
Quarter ending December 2017	1,039	→
Quarter ending March 2018	1,023	↓
Quarter ending June 2018	1,036	→
Quarter ending September 2018	1,051	→
Variance since September 2017	1.4%	→



ACTIVITY



Month	Adjusted Scheduled Activity (UDA)	
	2018	2019
April	40	129
May	237	249
June	370	433
July	513	762
August	775	959
September	1,037	1,169
October	1,340	
November	1,552	
December	1,710	
January	1,911	
February	2,090	
March	2,339	
April	2,401	
May	2,401	
June	2,401	

QUALITY

	Quantity	Base Number	Contract	LHB	Wales
% of FP17s for the same patient ID Re-attending within 3 months - Children	43	501	8.6%	8.5%	10.9%
% of FP17s for the same patient ID Re-attending within 3 months - Adults	42	262	16.0%	13.7%	15.6%
% of FP17s for the same patient ID Re-attending between 3 & 9 months - Children	322	501	64.3%	51.5%	59.4%
% of FP17s for the same patient ID Re-attending between 3 & 9 months - Adults	142	262	54.2%	50.0%	55.5%
% of FP17s for Band 1 Urgent Courses	59	725	8.1%	9.9%	8.9%
% of FP17s Relating to Free Repair or Replacements	0	725	0.0%	0.6%	0.7%
% of FP17s Relating to Continuations	14	725	1.9%	1.3%	0.7%
% of Patients satisfied with the dentistry they have received	9	9	N/A	93.5%	93.6%
% of Patients satisfied with the time they had to wait for an appointment	9	9	N/A	86.6%	88.1%

* This is based on patients treated on this contract for their most recent course of treatment. Figures in italics indicate the base number of FP17s or Patient Questionnaire responses are less than 100. N/A is shown where the base number of responses is less than 10 during the period. % is calculated as Quantity/Base number*100

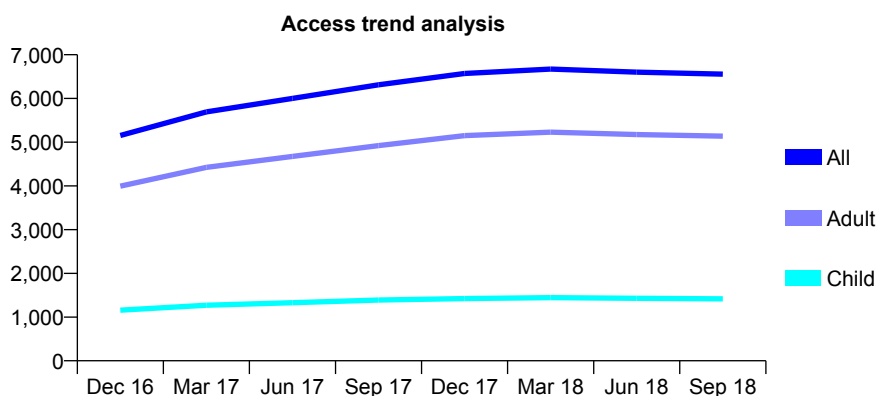
Q44 - Vital Signs At a Glance Contract Report for 100008/0000 - September 2018

Name or company name	Raby Road Dental Centre
Contract type name	GDS Contract
Purpose of contract	General
Contract start date	01/02/2016
Contract end date	

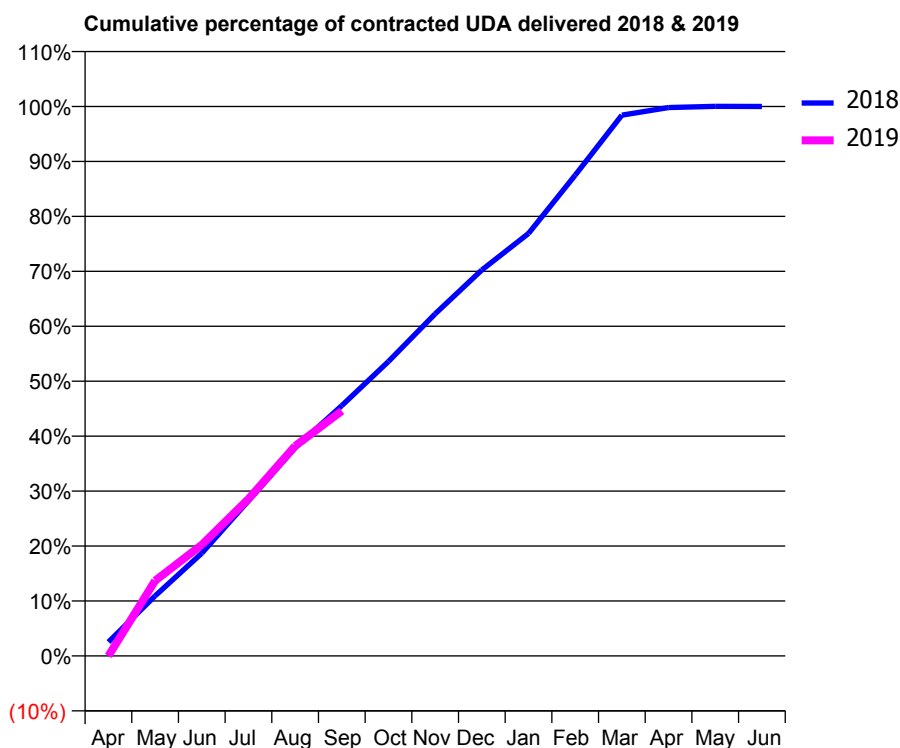
18/19 Contracted general activity (UDA)	19,145
Carry forward general activity (UDA)	0
18/19 Contracted orthodontic activity (UOA)	0
Carry forward orthodontic activity (UOA)	0
Baseline contract value	£547,430.85

ACCESS*

Patients seen in 24 months	Total	Change since previous quarter
Quarter ending September 2017	6,311	
Quarter ending December 2017	6,571	↑
Quarter ending March 2018	6,673	→
Quarter ending June 2018	6,602	↓
Quarter ending September 2018	6,555	→
Variance since September 2017	3.9%	↑



ACTIVITY



Month	Adjusted Scheduled Activity (UDA)	
	2018	2019
April	495	0
May	2,136	2,622
June	3,651	3,871
July	5,513	5,471
August	7,401	7,317
September	8,897	8,539
October	10,464	
November	12,157	
December	13,715	
January	15,014	
February	17,088	
March	19,221	
April	19,487	
May	19,533	
June	19,529	

QUALITY

	Quantity	Base Number	Contract	AT	Region	England
% of FP17s for the same patient ID Re-attending within 3 months - Children	69	955	7.2%	11.6%	12.2%	11.6%
% of FP17s for the same patient ID Re-attending within 3 months - Adults	427	3,294	13.0%	16.5%	15.8%	15.5%
% of FP17s for the same patient ID Re-attending between 3 & 9 months - Children	542	955	56.8%	58.4%	60.3%	58.8%
% of FP17s for the same patient ID Re-attending between 3 & 9 months - Adults	1,942	3,294	59.0%	52.0%	53.5%	51.1%
% of FP17s for Band 1 Urgent Courses	318	4,101	7.8%	9.8%	9.1%	9.0%
% of FP17s Relating to Free Repair or Replacements	32	4,101	0.8%	1.1%	1.0%	0.8%
% of FP17s Relating to Continuations	19	4,101	0.5%	1.2%	1.0%	0.9%
% of Patients satisfied with the dentistry they have received	15	15	100.0%	93.5%	93.6%	93.3%
% of Patients satisfied with the time they had to wait for an appointment	15	15	100.0%	93.1%	89.8%	88.9%

* This is based on patients treated on this contract for their most recent course of treatment. Figures in italics indicate the base number of FP17s or Patient Questionnaire responses are less than 100. N/A is shown where the base number of responses is less than 10 during the period. % is calculated as Quantity/Base number*100

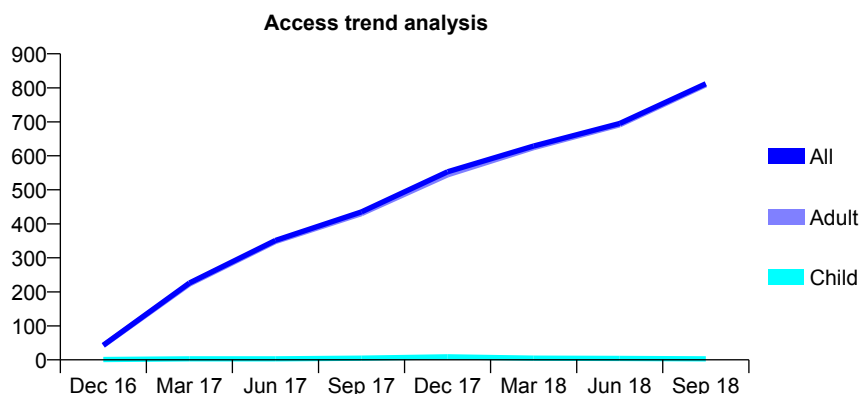
Q44 - Vital Signs At a Glance Contract Report for 100122/0000 - September 2018

Name or company name	The Old Surgery Dental Practice Ltd
Contract type name	PDS Contract
Purpose of contract	General
Contract start date	01/12/2016
Contract end date	30/11/2019

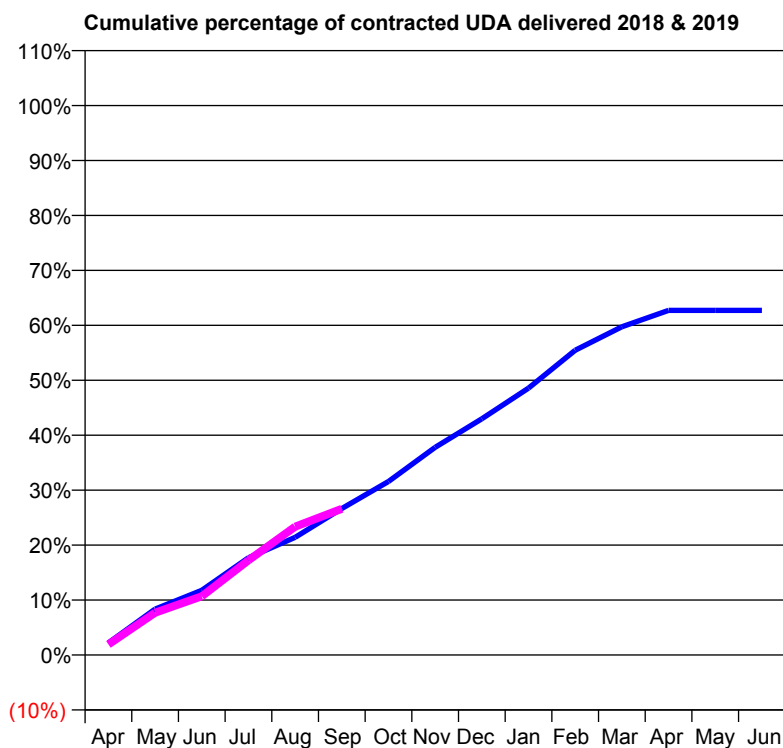
18/19 Contracted general activity (UDA)	3,300
Carry forward general activity (UDA)	0
18/19 Contracted orthodontic activity (UOA)	0
Carry forward orthodontic activity (UOA)	0
Baseline contract value	£176,146.44

ACCESS*

Patients seen in 24 months	Total	Change since previous quarter
Quarter ending September 2017	435	
Quarter ending December 2017	553	↑
Quarter ending March 2018	629	↑
Quarter ending June 2018	695	↑
Quarter ending September 2018	812	↑
Variance since September 2017	86.7%	↑



ACTIVITY



Month	Adjusted Scheduled Activity (UDA)	
	2018	2019
April	73	64
May	276	254
June	389	353
July	584	569
August	707	771
September	880	878
October	1,042	
November	1,247	
December	1,419	
January	1,603	
February	1,830	
March	1,971	
April	2,070	
May	2,070	
June	2,070	

QUALITY

	Quantity	Base Number	Contract	AT	Region	England
% of FP17s for the same patient ID Re-attending within 3 months - Children	0	6	0.0%	11.6%	12.2%	11.6%
% of FP17s for the same patient ID Re-attending within 3 months - Adults	0	365	0.0%	16.5%	15.8%	15.5%
% of FP17s for the same patient ID Re-attending between 3 & 9 months - Children	0	6	0.0%	58.4%	60.3%	58.8%
% of FP17s for the same patient ID Re-attending between 3 & 9 months - Adults	5	365	1.4%	52.0%	53.5%	51.1%
% of FP17s for Band 1 Urgent Courses	0	330	0.0%	9.8%	9.1%	9.0%
% of FP17s Relating to Free Repair or Replacements	0	330	0.0%	1.1%	1.0%	0.8%
% of FP17s Relating to Continuations	0	330	0.0%	1.2%	1.0%	0.9%
% of Patients satisfied with the dentistry they have received	0	0	N/A	93.5%	93.6%	93.3%
% of Patients satisfied with the time they had to wait for an appointment	0	0	N/A	93.1%	89.8%	88.9%

* This is based on patients treated on this contract for their most recent course of treatment. Figures in italics indicate the base number of FP17s or Patient Questionnaire responses are less than 100. N/A is shown where the base number of responses is less than 10 during the period. % is calculated as Quantity/Base number*100

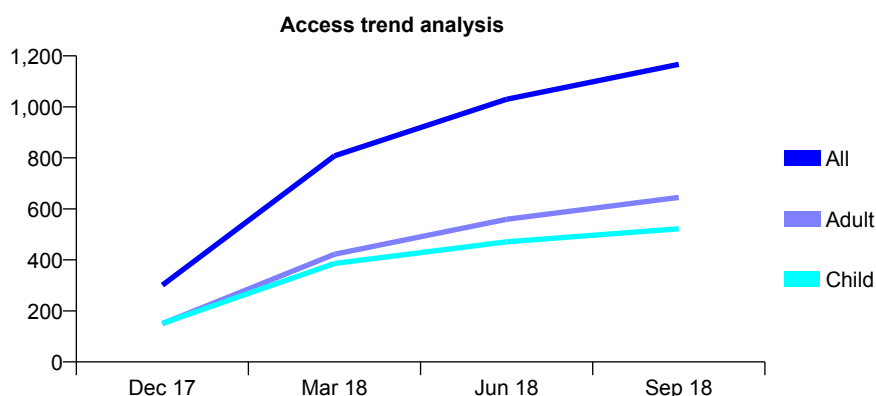
Q44 - Vital Signs At a Glance Contract Report for 100521/0000 - September 2018

Name or company name	Wirral Community Trust
Contract type name	PDS Contract
Purpose of contract	General
Contract start date	01/10/2017
Contract end date	30/09/2022

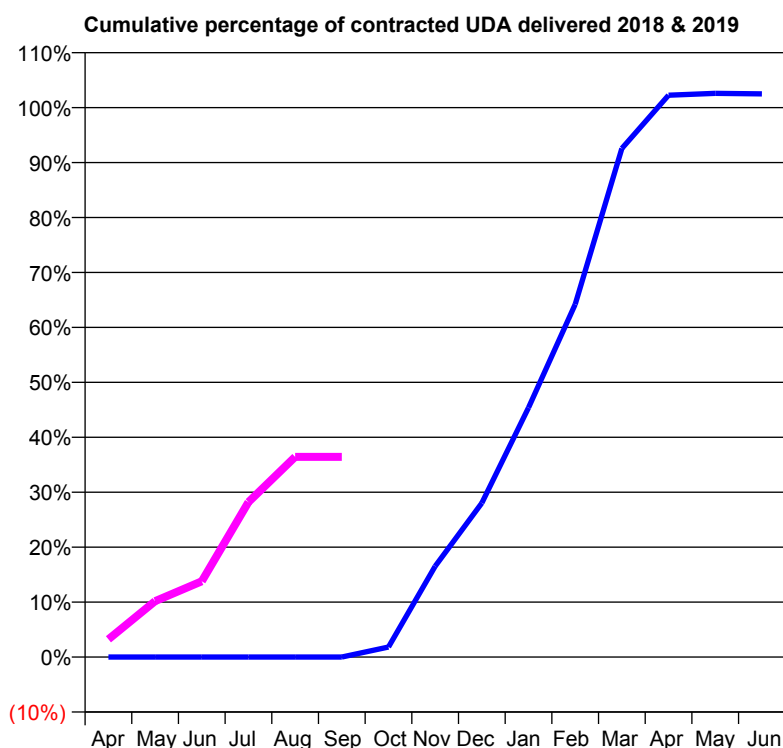
18/19 Contracted general activity (UDA)	5,355
Carry forward general activity (UDA)	0
18/19 Contracted orthodontic activity (UOA)	0
Carry forward orthodontic activity (UOA)	0
Baseline contract value	£163,250.32

ACCESS*

Patients seen in 24 months	Total	Change since previous quarter
Quarter ending September 2017	0	
Quarter ending December 2017	301	↑
Quarter ending March 2018	808	↑
Quarter ending June 2018	1,030	↑
Quarter ending September 2018	1,167	↑
Variance since September 2017	N/A	



ACTIVITY



Month	Adjusted Scheduled Activity (UDA)	
	2018	2019
April	0	174
May	0	545
June	0	739
July	0	1,511
August	0	1,951
September	0	1,951
October	49	
November	443	
December	751	
January	1,216	
February	1,719	
March	2,479	
April	2,738	
May	2,747	
June	2,745	

QUALITY

	Quantity	Base Number	Contract	AT	Region	England
% of FP17s for the same patient ID Re-attending within 3 months - Children	66	383	17.2%	11.6%	12.2%	11.6%
% of FP17s for the same patient ID Re-attending within 3 months - Adults	83	451	18.4%	16.5%	15.8%	15.5%
% of FP17s for the same patient ID Re-attending between 3 & 9 months - Children	130	383	33.9%	58.4%	60.3%	58.8%
% of FP17s for the same patient ID Re-attending between 3 & 9 months - Adults	120	451	26.6%	52.0%	53.5%	51.1%
% of FP17s for Band 1 Urgent Courses	31	751	4.1%	9.8%	9.1%	9.0%
% of FP17s Relating to Free Repair or Replacements	7	751	0.9%	1.1%	1.0%	0.8%
% of FP17s Relating to Continuations	6	751	0.8%	1.2%	1.0%	0.9%
% of Patients satisfied with the dentistry they have received	0	0	N/A	93.5%	93.6%	93.3%
% of Patients satisfied with the time they had to wait for an appointment	0	0	N/A	93.1%	89.8%	88.9%

* This is based on patients treated on this contract for their most recent course of treatment. Figures in italics indicate the base number of FP17s or Patient Questionnaire responses are less than 100. N/A is shown where the base number of responses is less than 10 during the period. % is calculated as Quantity/Base number*100

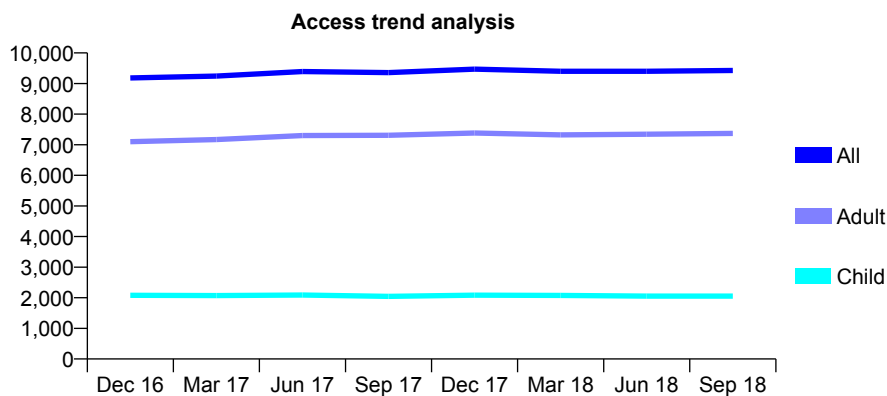
Q44 - Vital Signs At a Glance Contract Report for 101281/0067 - September 2018

Name or company name	OASIS DENTAL CARE LTD
Contract type name	GDS Contract
Purpose of contract	General
Contract start date	01/04/2006
Contract end date	

18/19 Contracted general activity (UDA)	30,922
Carry forward general activity (UDA)	0
18/19 Contracted orthodontic activity (UOA)	0
Carry forward orthodontic activity (UOA)	0
Baseline contract value	£670,832.24

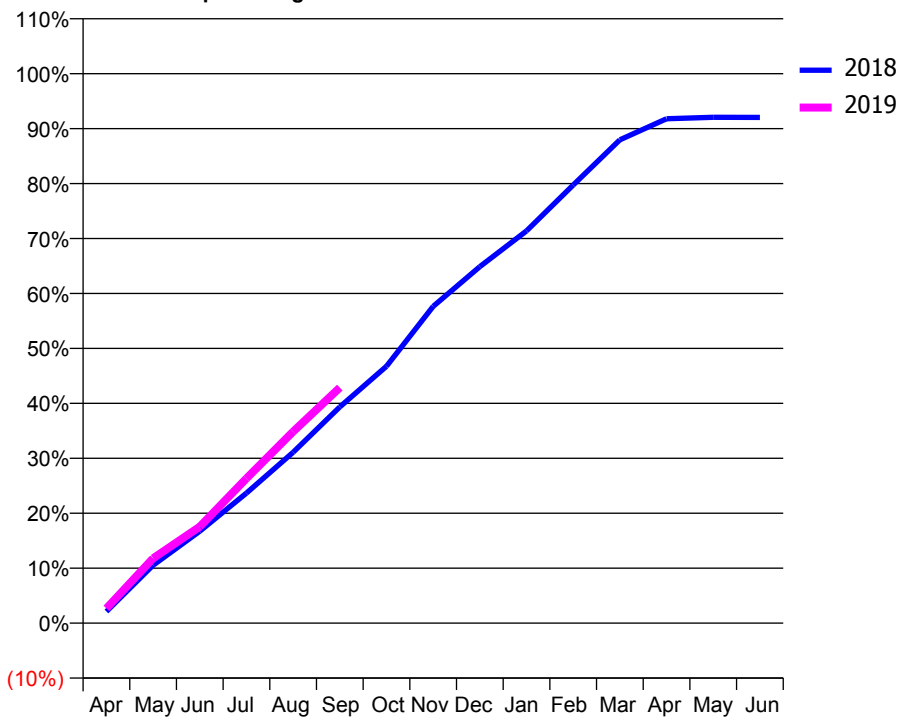
ACCESS*

Patients seen in 24 months	Total	Change since previous quarter
Quarter ending September 2017	9,358	
Quarter ending December 2017	9,469	→
Quarter ending March 2018	9,401	→
Quarter ending June 2018	9,400	→
Quarter ending September 2018	9,428	→
Variance since September 2017	0.7%	→



ACTIVITY

Cumulative percentage of contracted UDA delivered 2018 & 2019



Month	2018	2019
April	659	831
May	3,262	3,647
June	5,173	5,426
July	7,317	8,143
August	9,615	10,780
September	12,165	13,254
October	14,459	
November	17,825	
December	20,062	
January	22,071	
February	24,653	
March	27,196	
April	28,381	
May	28,465	
June	28,457	

QUALITY

	Quantity	Base Number	Contract	AT	Region	England
% of FP17s for the same patient ID Re-attending within 3 months - Children	287	2,020	14.2%	11.6%	12.2%	11.6%
% of FP17s for the same patient ID Re-attending within 3 months - Adults	929	5,752	16.2%	16.5%	15.8%	15.5%
% of FP17s for the same patient ID Re-attending between 3 & 9 months - Children	1,286	2,020	63.7%	58.4%	60.3%	58.8%
% of FP17s for the same patient ID Re-attending between 3 & 9 months - Adults	3,398	5,752	59.1%	52.0%	53.5%	51.1%
% of FP17s for Band 1 Urgent Courses	950	7,216	13.2%	9.8%	9.1%	9.0%
% of FP17s Relating to Free Repair or Replacements	94	7,216	1.3%	1.1%	1.0%	0.8%
% of FP17s Relating to Continuations	45	7,216	0.6%	1.2%	1.0%	0.9%
% of Patients satisfied with the dentistry they have received	8	8	N/A	93.5%	93.6%	93.3%
% of Patients satisfied with the time they had to wait for an appointment	8	8	N/A	93.1%	89.8%	88.9%

* This is based on patients treated on this contract for their most recent course of treatment. Figures in italics indicate the base number of FP17s or Patient Questionnaire responses are less than 100. N/A is shown where the base number of responses is less than 10 during the period. % is calculated as Quantity/Base number*100

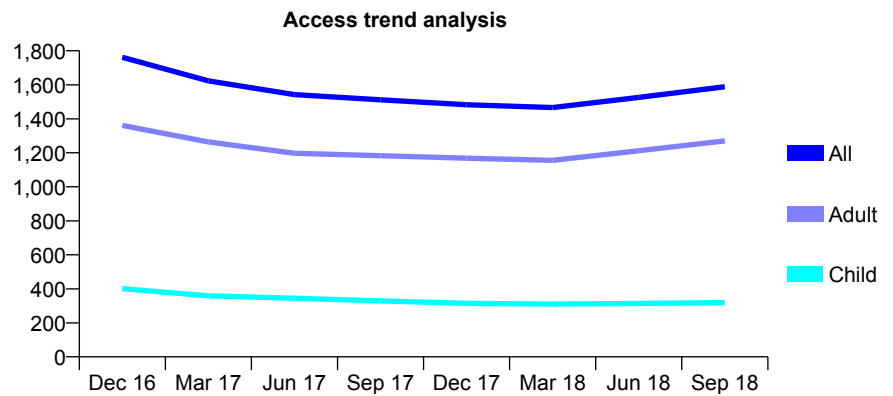
Q44 - Vital Signs At a Glance Contract Report for 101281/0083 - September 2018

Name or company name	OASIS DENTAL CARE LTD
Contract type name	PDS Contract
Purpose of contract	General
Contract start date	01/04/2006
Contract end date	31/03/2020

18/19 Contracted general activity (UDA)	5,676
Carry forward general activity (UDA)	0
18/19 Contracted orthodontic activity (UOA)	0
Carry forward orthodontic activity (UOA)	0
Baseline contract value	£135,475.46

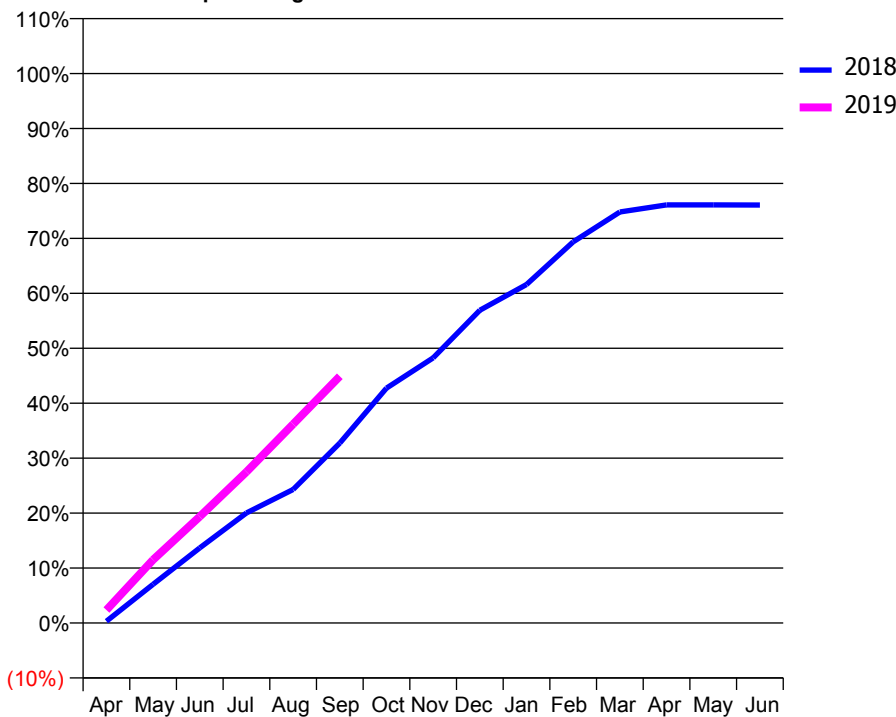
ACCESS*

Patients seen in 24 months	Total	Change since previous quarter
Quarter ending September 2017	1,512	
Quarter ending December 2017	1,483	↓
Quarter ending March 2018	1,466	↓
Quarter ending June 2018	1,526	↑
Quarter ending September 2018	1,589	↑
Variance since September 2017	5.1%	↑



ACTIVITY

Cumulative percentage of contracted UDA delivered 2018 & 2019



Month	Adjusted Scheduled Activity (UDA)	
	2018	2019
April	19	134
May	400	654
June	776	1,100
July	1,137	1,561
August	1,379	2,054
September	1,859	2,549
October	2,426	
November	2,740	
December	3,231	
January	3,497	
February	3,937	
March	4,246	
April	4,319	
May	4,319	
June	4,317	

QUALITY

	Quantity	Base Number	Contract	AT	Region	England
% of FP17s for the same patient ID Re-attending within 3 months - Children	7	226	3.1%	11.6%	12.2%	11.6%
% of FP17s for the same patient ID Re-attending within 3 months - Adults	147	956	15.4%	16.5%	15.8%	15.5%
% of FP17s for the same patient ID Re-attending between 3 & 9 months - Children	104	226	46.0%	58.4%	60.3%	58.8%
% of FP17s for the same patient ID Re-attending between 3 & 9 months - Adults	346	956	36.2%	52.0%	53.5%	51.1%
% of FP17s for Band 1 Urgent Courses	64	1,133	5.6%	9.8%	9.1%	9.0%
% of FP17s Relating to Free Repair or Replacements	27	1,133	2.4%	1.1%	1.0%	0.8%
% of FP17s Relating to Continuations	33	1,133	2.9%	1.2%	1.0%	0.9%
% of Patients satisfied with the dentistry they have received	1	1	N/A	93.5%	93.6%	93.3%
% of Patients satisfied with the time they had to wait for an appointment	1	1	N/A	93.1%	89.8%	88.9%

* This is based on patients treated on this contract for their most recent course of treatment. Figures in italics indicate the base number of FP17s or Patient Questionnaire responses are less than 100. N/A is shown where the base number of responses is less than 10 during the period. % is calculated as Quantity/Base number*100

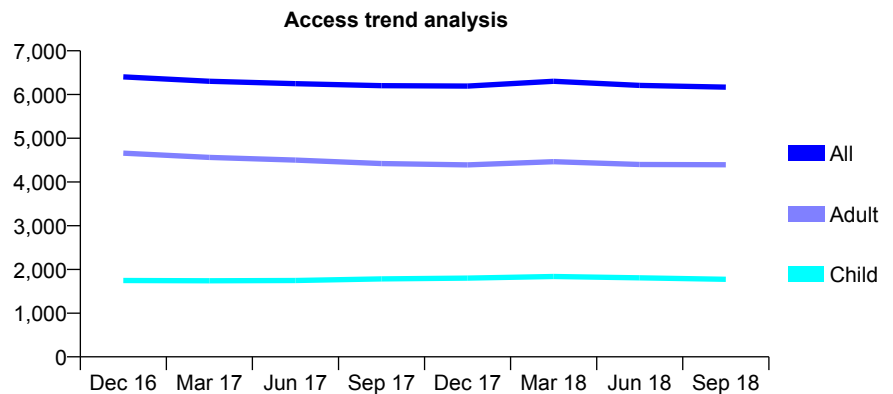
Q44 - Vital Signs At a Glance Contract Report for 101338/0024 - September 2018

Name or company name	Whitecross Dental Care Limited
Contract type name	GDS Contract
Purpose of contract	General
Contract start date	01/04/2006
Contract end date	

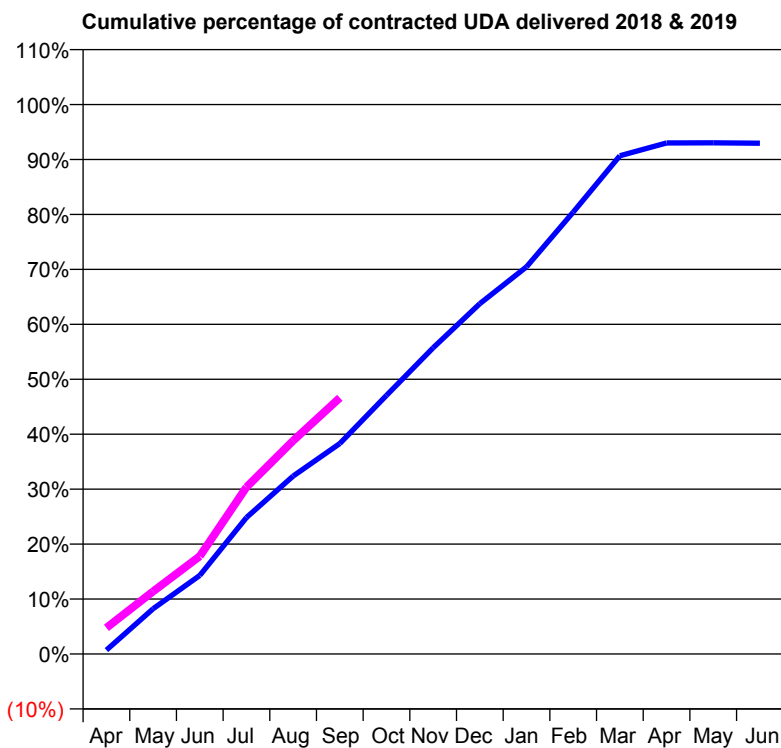
18/19 Contracted general activity (UDA)	15,042
Carry forward general activity (UDA)	0
18/19 Contracted orthodontic activity (UOA)	0
Carry forward orthodontic activity (UOA)	0
Baseline contract value	£456,810.61

ACCESS*

Patients seen in 24 months	Total	Change since previous quarter
Quarter ending September 2017	6,203	
Quarter ending December 2017	6,194	→
Quarter ending March 2018	6,302	→
Quarter ending June 2018	6,208	↓
Quarter ending September 2018	6,168	→
Variance since September 2017	(0.6%)	→



ACTIVITY



Month	Adjusted Scheduled Activity (UDA)	
	2018	2019
April	107	718
May	1,238	1,712
June	2,150	2,678
July	3,735	4,569
August	4,872	5,837
September	5,761	7,012
October	7,078	
November	8,384	
December	9,593	
January	10,599	
February	12,096	
March	13,638	
April	13,991	
May	13,993	
June	13,981	

QUALITY

	Quantity	Base Number	Contract	AT	Region	England
% of FP17s for the same patient ID Re-attending within 3 months - Children	81	1,120	7.2%	11.6%	12.2%	11.6%
% of FP17s for the same patient ID Re-attending within 3 months - Adults	333	2,477	13.4%	16.5%	15.8%	15.5%
% of FP17s for the same patient ID Re-attending between 3 & 9 months - Children	556	1,120	49.6%	58.4%	60.3%	58.8%
% of FP17s for the same patient ID Re-attending between 3 & 9 months - Adults	1,014	2,477	40.9%	52.0%	53.5%	51.1%
% of FP17s for Band 1 Urgent Courses	232	3,427	6.8%	9.8%	9.1%	9.0%
% of FP17s Relating to Free Repair or Replacements	32	3,427	0.9%	1.1%	1.0%	0.8%
% of FP17s Relating to Continuations	61	3,427	1.8%	1.2%	1.0%	0.9%
% of Patients satisfied with the dentistry they have received	5	5	N/A	93.5%	93.6%	93.3%
% of Patients satisfied with the time they had to wait for an appointment	3	5	N/A	93.1%	89.8%	88.9%

* This is based on patients treated on this contract for their most recent course of treatment. Figures in italics indicate the base number of FP17s or Patient Questionnaire responses are less than 100. N/A is shown where the base number of responses is less than 10 during the period. % is calculated as Quantity/Base number*100

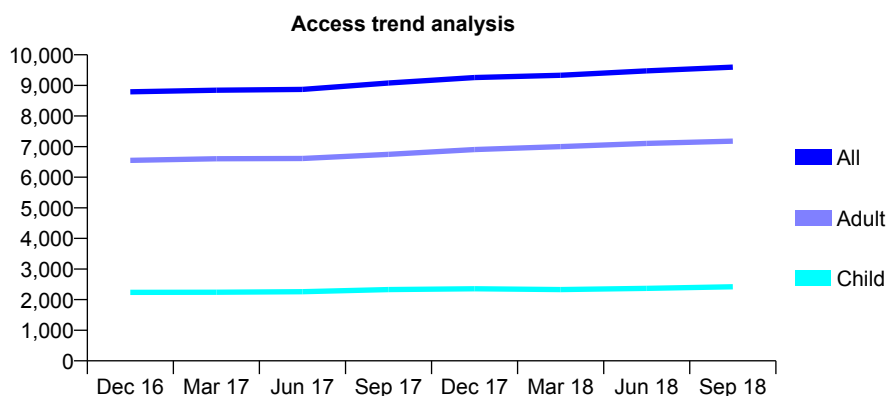
Q44 - Vital Signs At a Glance Contract Report for 101370/0022 - September 2018

Name or company name	Petrie Tucker & Partners Ltd
Contract type name	GDS Contract
Purpose of contract	General
Contract start date	01/04/2006
Contract end date	

18/19 Contracted general activity (UDA)	24,920
Carry forward general activity (UDA)	26
18/19 Contracted orthodontic activity (UOA)	0
Carry forward orthodontic activity (UOA)	0
Baseline contract value	£724,326.02

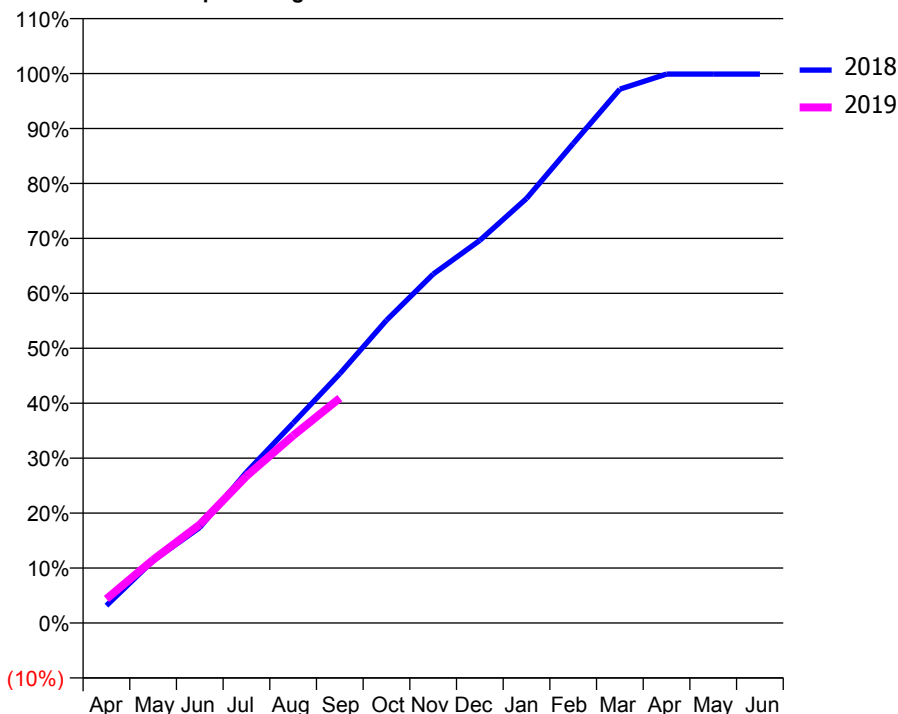
ACCESS*

Patients seen in 24 months	Total	Change since previous quarter
Quarter ending September 2017	9,079	
Quarter ending December 2017	9,259	→
Quarter ending March 2018	9,329	→
Quarter ending June 2018	9,474	→
Quarter ending September 2018	9,596	→
Variance since September 2017	5.7%	↑



ACTIVITY

Cumulative percentage of contracted UDA delivered 2018 & 2019



Month	Adjusted Scheduled Activity (UDA)	
	2018	2019
April	791	1,091
May	2,829	2,871
June	4,335	4,465
July	6,844	6,659
August	9,065	8,499
September	11,308	10,201
October	13,733	
November	15,821	
December	17,352	
January	19,250	
February	21,740	
March	24,209	
April	24,893	
May	24,894	
June	24,894	

QUALITY

	Quantity	Base Number	Contract	AT	Region	England
% of FP17s for the same patient ID Re-attending within 3 months - Children	69	1,444	4.8%	11.6%	12.2%	11.6%
% of FP17s for the same patient ID Re-attending within 3 months - Adults	392	3,748	10.5%	16.5%	15.8%	15.5%
% of FP17s for the same patient ID Re-attending between 3 & 9 months - Children	727	1,444	50.3%	58.4%	60.3%	58.8%
% of FP17s for the same patient ID Re-attending between 3 & 9 months - Adults	1,544	3,748	41.2%	52.0%	53.5%	51.1%
% of FP17s for Band 1 Urgent Courses	285	4,867	5.9%	9.8%	9.1%	9.0%
% of FP17s Relating to Free Repair or Replacements	36	4,867	0.7%	1.1%	1.0%	0.8%
% of FP17s Relating to Continuations	86	4,867	1.8%	1.2%	1.0%	0.9%
% of Patients satisfied with the dentistry they have received	8	10	80.0%	93.5%	93.6%	93.3%
% of Patients satisfied with the time they had to wait for an appointment	8	10	80.0%	93.1%	89.8%	88.9%

* This is based on patients treated on this contract for their most recent course of treatment. Figures in italics indicate the base number of FP17s or Patient Questionnaire responses are less than 100. N/A is shown where the base number of responses is less than 10 during the period. % is calculated as Quantity/Base number*100

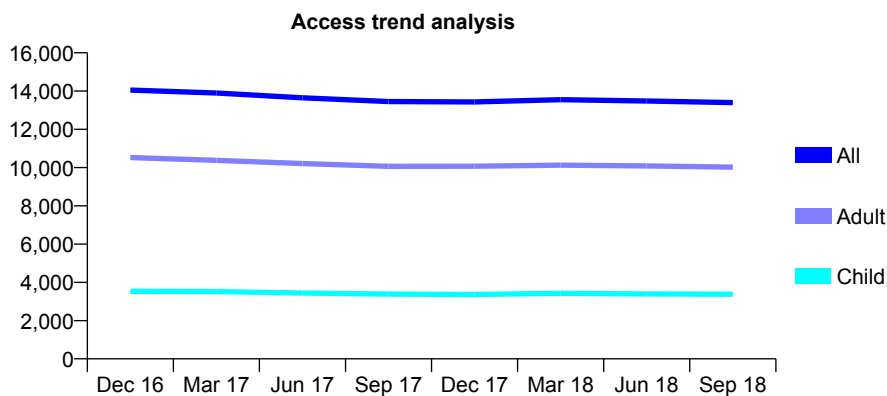
Q44 - Vital Signs At a Glance Contract Report for 101370/0086 - September 2018

Name or company name	Petrie Tucker & Partners Ltd
Contract type name	GDS Contract
Purpose of contract	General
Contract start date	01/04/2007
Contract end date	

18/19 Contracted general activity (UDA)	41,938
Carry forward general activity (UDA)	1,173
18/19 Contracted orthodontic activity (UOA)	0
Carry forward orthodontic activity (UOA)	0
Baseline contract value	£1,150,174.09

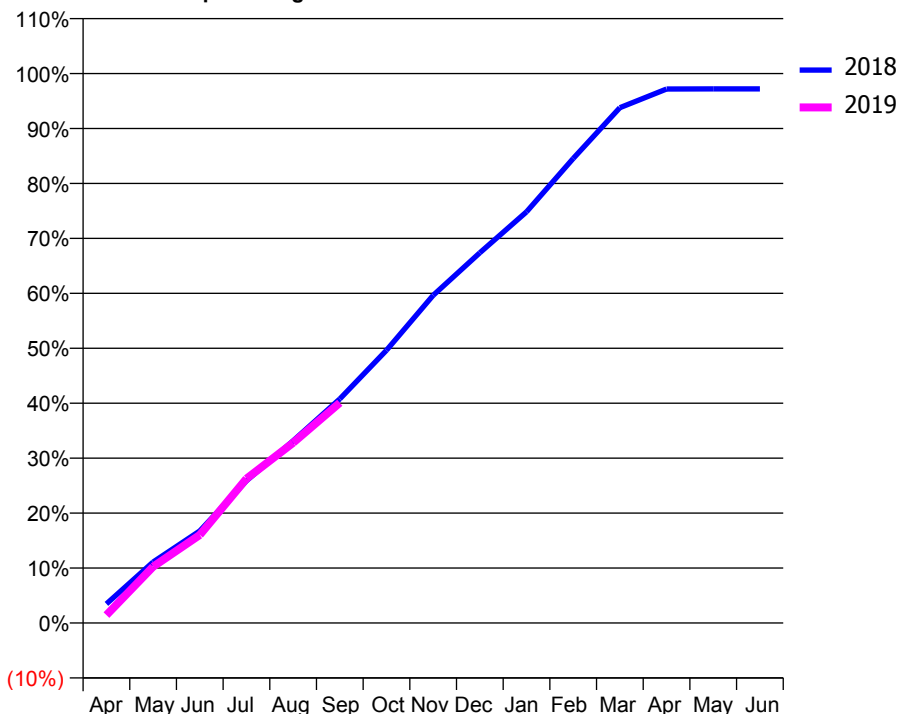
ACCESS*

Patients seen in 24 months	Total	Change since previous quarter
Quarter ending September 2017	13,449	
Quarter ending December 2017	13,433	→
Quarter ending March 2018	13,549	→
Quarter ending June 2018	13,479	→
Quarter ending September 2018	13,399	→
Variance since September 2017	(0.4%)	→



ACTIVITY

Cumulative percentage of contracted UDA delivered 2018 & 2019



Month	Adjusted Scheduled Activity (UDA)	
	2018	2019
April	1,460	605
May	4,656	4,295
June	7,031	6,717
July	10,852	11,014
August	13,904	13,751
September	17,100	16,807
October	20,818	
November	25,009	
December	28,255	
January	31,377	
February	35,450	
March	39,326	
April	40,751	
May	40,766	
June	40,765	

QUALITY

	Quantity	Base Number	Contract	AT	Region	England
% of FP17s for the same patient ID Re-attending within 3 months - Children	186	2,518	7.4%	11.6%	12.2%	11.6%
% of FP17s for the same patient ID Re-attending within 3 months - Adults	1,019	6,729	15.1%	16.5%	15.8%	15.5%
% of FP17s for the same patient ID Re-attending between 3 & 9 months - Children	1,525	2,518	60.6%	58.4%	60.3%	58.8%
% of FP17s for the same patient ID Re-attending between 3 & 9 months - Adults	3,647	6,729	54.2%	52.0%	53.5%	51.1%
% of FP17s for Band 1 Urgent Courses	935	8,599	10.9%	9.8%	9.1%	9.0%
% of FP17s Relating to Free Repair or Replacements	25	8,599	0.3%	1.1%	1.0%	0.8%
% of FP17s Relating to Continuations	155	8,599	1.8%	1.2%	1.0%	0.9%
% of Patients satisfied with the dentistry they have received	6	9	N/A	93.5%	93.6%	93.3%
% of Patients satisfied with the time they had to wait for an appointment	7	9	N/A	93.1%	89.8%	88.9%

* This is based on patients treated on this contract for their most recent course of treatment. Figures in italics indicate the base number of FP17s or Patient Questionnaire responses are less than 100. N/A is shown where the base number of responses is less than 10 during the period. % is calculated as Quantity/Base number*100

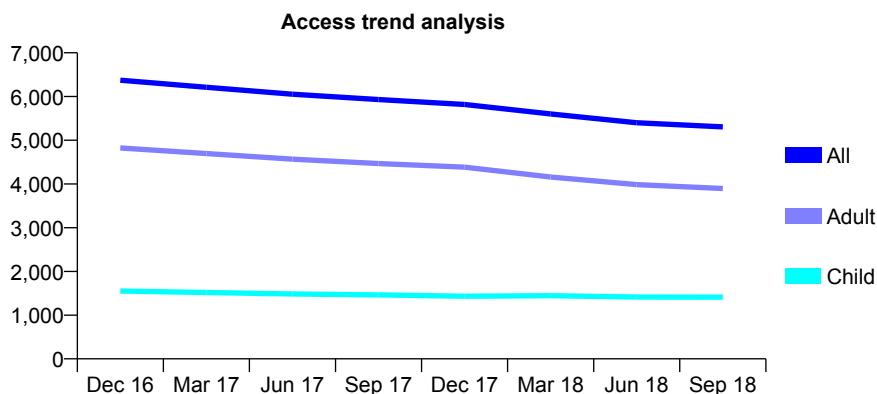
Q44 - Vital Signs At a Glance Contract Report for 101370/0088 - September 2018

Name or company name	Petrie Tucker & Partners Ltd
Contract type name	GDS Contract
Purpose of contract	General
Contract start date	01/04/2007
Contract end date	

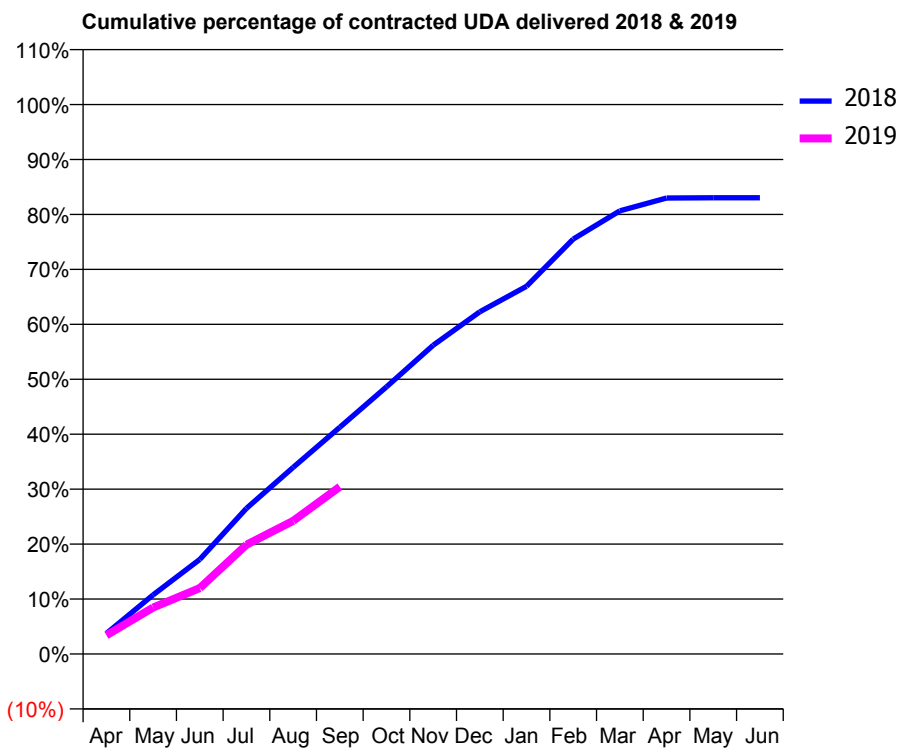
18/19 Contracted general activity (UDA)	20,438
Carry forward general activity (UDA)	0
18/19 Contracted orthodontic activity (UOA)	0
Carry forward orthodontic activity (UOA)	0
Baseline contract value	£633,925.84

ACCESS*

Patients seen in 24 months	Total	Change since previous quarter
Quarter ending September 2017	5,930	
Quarter ending December 2017	5,817	↓
Quarter ending March 2018	5,603	↓
Quarter ending June 2018	5,399	↓
Quarter ending September 2018	5,307	↓
Variance since September 2017	(10.5%)	↓



ACTIVITY



Month	Adjusted Scheduled Activity (UDA)	
	2018	2019
April	768	695
May	2,202	1,728
June	3,520	2,454
July	5,420	4,063
August	6,943	4,953
September	8,435	6,224
October	9,938	
November	11,485	
December	12,728	
January	13,675	
February	15,431	
March	16,484	
April	16,962	
May	16,972	
June	16,972	

QUALITY

	Quantity	Base Number	Contract	AT	Region	England
% of FP17s for the same patient ID Re-attending within 3 months - Children	50	768	6.5%	11.6%	12.2%	11.6%
% of FP17s for the same patient ID Re-attending within 3 months - Adults	188	1,836	10.2%	16.5%	15.8%	15.5%
% of FP17s for the same patient ID Re-attending between 3 & 9 months - Children	324	768	42.2%	58.4%	60.3%	58.8%
% of FP17s for the same patient ID Re-attending between 3 & 9 months - Adults	798	1,836	43.5%	52.0%	53.5%	51.1%
% of FP17s for Band 1 Urgent Courses	148	2,382	6.2%	9.8%	9.1%	9.0%
% of FP17s Relating to Free Repair or Replacements	15	2,382	0.6%	1.1%	1.0%	0.8%
% of FP17s Relating to Continuations	10	2,382	0.4%	1.2%	1.0%	0.9%
% of Patients satisfied with the dentistry they have received	2	2	N/A	93.5%	93.6%	93.3%
% of Patients satisfied with the time they had to wait for an appointment	2	2	N/A	93.1%	89.8%	88.9%

* This is based on patients treated on this contract for their most recent course of treatment. Figures in italics indicate the base number of FP17s or Patient Questionnaire responses are less than 100. N/A is shown where the base number of responses is less than 10 during the period. % is calculated as Quantity/Base number*100

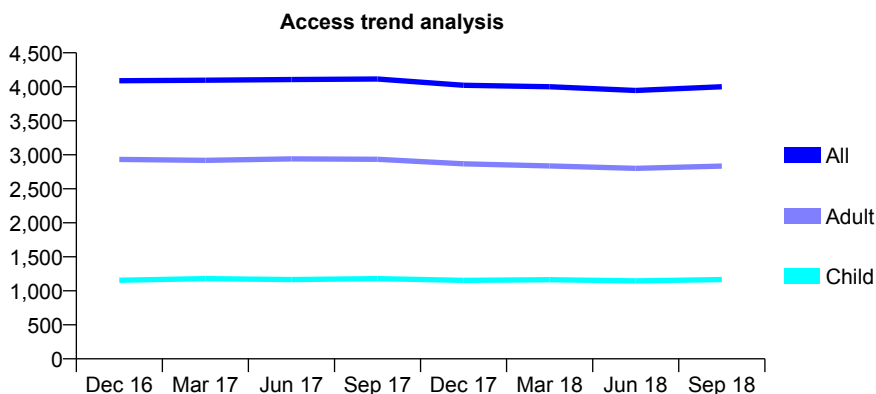
Q44 - Vital Signs At a Glance Contract Report for 101370/0089 - September 2018

Name or company name	Petrie Tucker & Partners Ltd
Contract type name	GDS Contract
Purpose of contract	General
Contract start date	01/04/2007
Contract end date	

18/19 Contracted general activity (UDA)	14,509
Carry forward general activity (UDA)	0
18/19 Contracted orthodontic activity (UOA)	0
Carry forward orthodontic activity (UOA)	0
Baseline contract value	£449,822.66

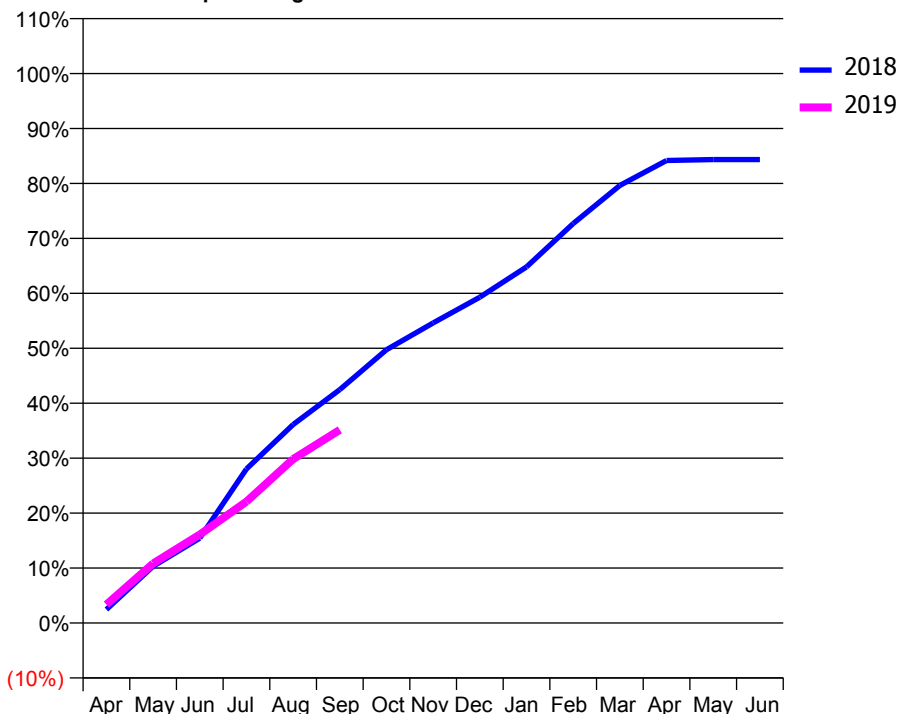
ACCESS*

Patients seen in 24 months	Total	Change since previous quarter
Quarter ending September 2017	4,114	
Quarter ending December 2017	4,022	↓
Quarter ending March 2018	4,000	→
Quarter ending June 2018	3,946	↓
Quarter ending September 2018	4,000	→
Variance since September 2017	(2.8%)	↓



ACTIVITY

Cumulative percentage of contracted UDA delivered 2018 & 2019



Adjusted Scheduled Activity (UDA)

Month	2018	2019
April	357	488
May	1,496	1,573
June	2,243	2,335
July	4,068	3,207
August	5,240	4,330
September	6,163	5,101
October	7,215	
November	7,925	
December	8,602	
January	9,404	
February	10,547	
March	11,552	
April	12,213	
May	12,236	
June	12,236	

QUALITY

	Quantity	Base Number	Contract	AT	Region	England
% of FP17s for the same patient ID Re-attending within 3 months - Children	40	773	5.2%	11.6%	12.2%	11.6%
% of FP17s for the same patient ID Re-attending within 3 months - Adults	189	1,571	12.0%	16.5%	15.8%	15.5%
% of FP17s for the same patient ID Re-attending between 3 & 9 months - Children	348	773	45.0%	58.4%	60.3%	58.8%
% of FP17s for the same patient ID Re-attending between 3 & 9 months - Adults	621	1,571	39.5%	52.0%	53.5%	51.1%
% of FP17s for Band 1 Urgent Courses	170	2,137	8.0%	9.8%	9.1%	9.0%
% of FP17s Relating to Free Repair or Replacements	11	2,137	0.5%	1.1%	1.0%	0.8%
% of FP17s Relating to Continuations	29	2,137	1.4%	1.2%	1.0%	0.9%
% of Patients satisfied with the dentistry they have received	1	1	N/A	93.5%	93.6%	93.3%
% of Patients satisfied with the time they had to wait for an appointment	1	1	N/A	93.1%	89.8%	88.9%

* This is based on patients treated on this contract for their most recent course of treatment. Figures in italics indicate the base number of FP17s or Patient Questionnaire responses are less than 100. N/A is shown where the base number of responses is less than 10 during the period. % is calculated as Quantity/Base number*100

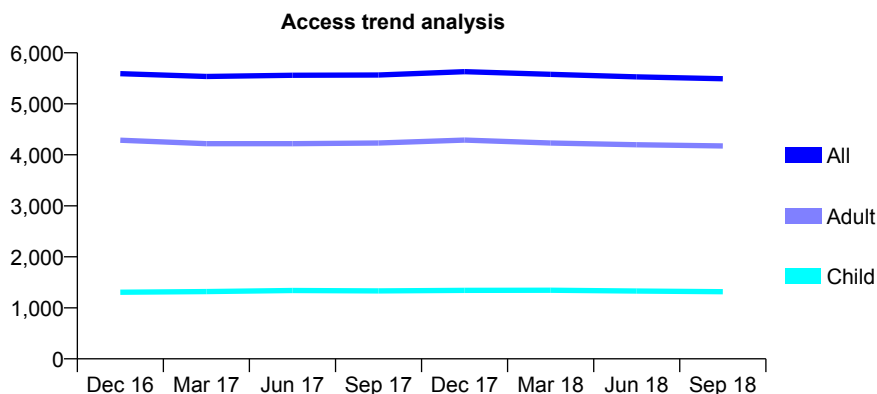
Q44 - Vital Signs At a Glance Contract Report for 101370/0134 - September 2018

Name or company name	Petrie Tucker & Partners Ltd
Contract type name	GDS Contract
Purpose of contract	General
Contract start date	01/04/2012
Contract end date	

18/19 Contracted general activity (UDA)	19,300
Carry forward general activity (UDA)	0
18/19 Contracted orthodontic activity (UOA)	0
Carry forward orthodontic activity (UOA)	0
Baseline contract value	£598,569.47

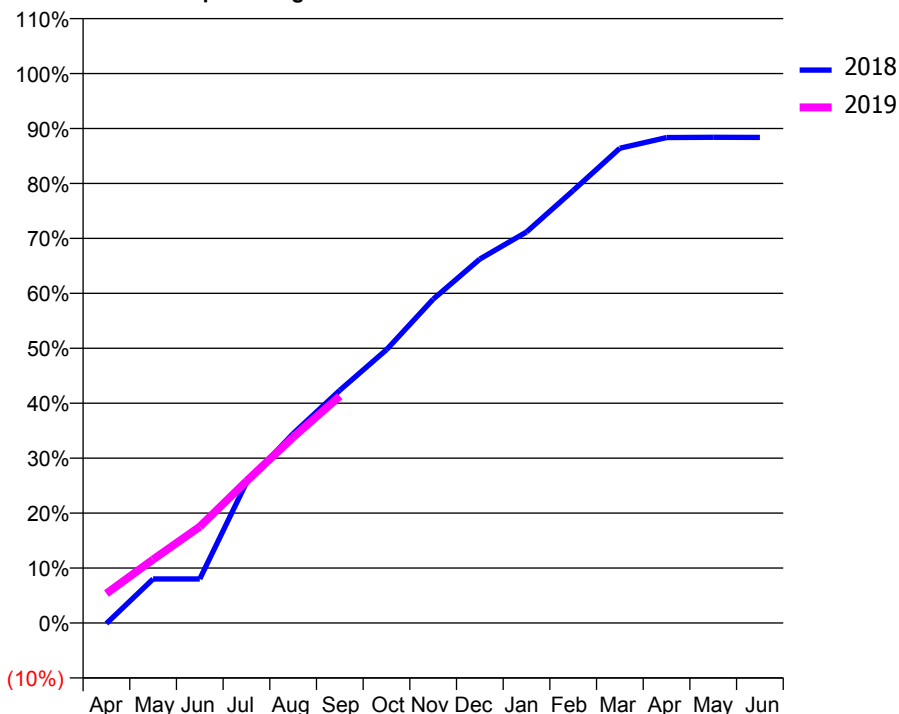
ACCESS*

Patients seen in 24 months	Total	Change since previous quarter
Quarter ending September 2017	5,565	
Quarter ending December 2017	5,630	→
Quarter ending March 2018	5,577	→
Quarter ending June 2018	5,528	→
Quarter ending September 2018	5,491	→
Variance since September 2017	(1.3%)	↓



ACTIVITY

Cumulative percentage of contracted UDA delivered 2018 & 2019



Month	Adjusted Scheduled Activity (UDA)	
	2018	2019
April	-19	1,038
May	1,550	2,230
June	1,550	3,385
July	4,934	4,979
August	6,651	6,528
September	8,176	7,969
October	9,598	
November	11,374	
December	12,785	
January	13,735	
February	15,192	
March	16,676	
April	17,051	
May	17,060	
June	17,056	

QUALITY

	Quantity	Base Number	Contract	AT	Region	England
% of FP17s for the same patient ID Re-attending within 3 months - Children	60	975	6.2%	11.6%	12.2%	11.6%
% of FP17s for the same patient ID Re-attending within 3 months - Adults	368	2,660	13.8%	16.5%	15.8%	15.5%
% of FP17s for the same patient ID Re-attending between 3 & 9 months - Children	564	975	57.8%	58.4%	60.3%	58.8%
% of FP17s for the same patient ID Re-attending between 3 & 9 months - Adults	1,270	2,660	47.7%	52.0%	53.5%	51.1%
% of FP17s for Band 1 Urgent Courses	283	3,442	8.2%	9.8%	9.1%	9.0%
% of FP17s Relating to Free Repair or Replacements	24	3,442	0.7%	1.1%	1.0%	0.8%
% of FP17s Relating to Continuations	72	3,442	2.1%	1.2%	1.0%	0.9%
% of Patients satisfied with the dentistry they have received	2	2	N/A	93.5%	93.6%	93.3%
% of Patients satisfied with the time they had to wait for an appointment	1	2	N/A	93.1%	89.8%	88.9%

* This is based on patients treated on this contract for their most recent course of treatment. Figures in italics indicate the base number of FP17s or Patient Questionnaire responses are less than 100. N/A is shown where the base number of responses is less than 10 during the period. % is calculated as Quantity/Base number*100

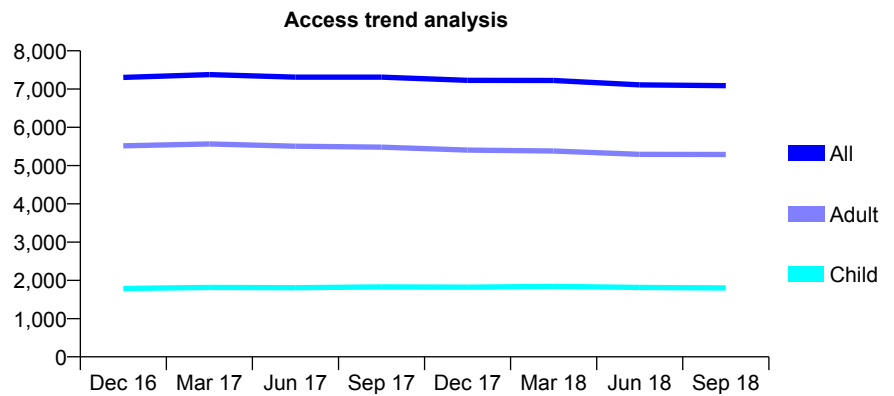
Q44 - Vital Signs At a Glance Contract Report for 101435/0087 - September 2018

Name or company name	IDH Limited
Contract type name	GDS Contract
Purpose of contract	General
Contract start date	25/02/2008
Contract end date	

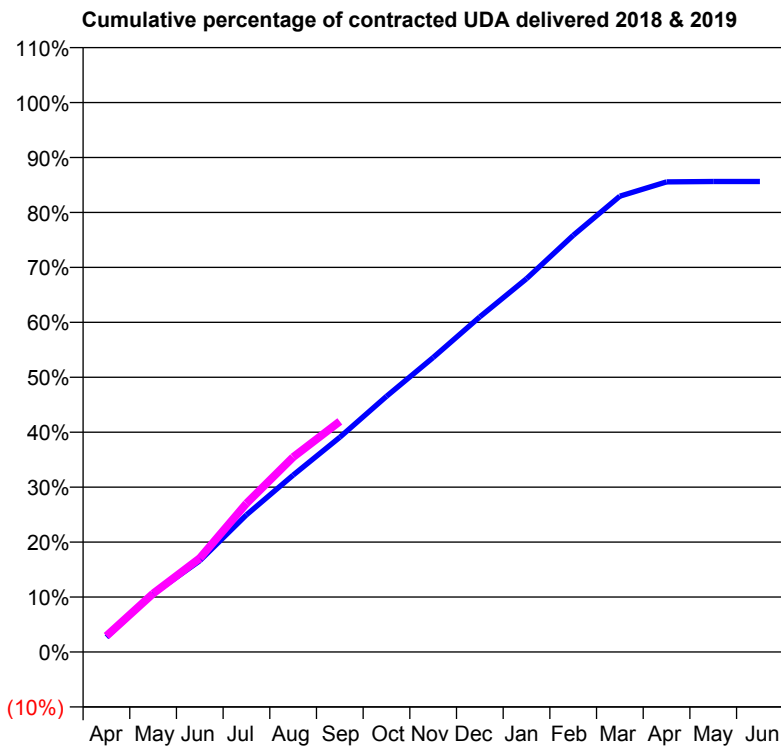
18/19 Contracted general activity (UDA)	20,000
Carry forward general activity (UDA)	0
18/19 Contracted orthodontic activity (UOA)	0
Carry forward orthodontic activity (UOA)	0
Baseline contract value	£533,600.00

ACCESS*

Patients seen in 24 months	Total	Change since previous quarter
Quarter ending September 2017	7,311	
Quarter ending December 2017	7,228	↓
Quarter ending March 2018	7,225	→
Quarter ending June 2018	7,108	↓
Quarter ending September 2018	7,088	→
Variance since September 2017	(3.1%)	↓



ACTIVITY



Month	Adjusted Scheduled Activity (UDA)	
	2018	2019
April	541	583
May	2,115	2,126
June	3,324	3,416
July	4,994	5,409
August	6,436	7,094
September	7,817	8,393
October	9,307	
November	10,721	
December	12,200	
January	13,588	
February	15,167	
March	16,592	
April	17,110	
May	17,128	
June	17,128	

QUALITY

	Quantity	Base Number	Contract	AT	Region	England
% of FP17s for the same patient ID Re-attending within 3 months - Children	61	1,135	5.4%	11.6%	12.2%	11.6%
% of FP17s for the same patient ID Re-attending within 3 months - Adults	335	3,115	10.8%	16.5%	15.8%	15.5%
% of FP17s for the same patient ID Re-attending between 3 & 9 months - Children	626	1,135	55.2%	58.4%	60.3%	58.8%
% of FP17s for the same patient ID Re-attending between 3 & 9 months - Adults	1,442	3,115	46.3%	52.0%	53.5%	51.1%
% of FP17s for Band 1 Urgent Courses	264	3,978	6.6%	9.8%	9.1%	9.0%
% of FP17s Relating to Free Repair or Replacements	47	3,978	1.2%	1.1%	1.0%	0.8%
% of FP17s Relating to Continuations	51	3,978	1.3%	1.2%	1.0%	0.9%
% of Patients satisfied with the dentistry they have received	5	5	N/A	93.5%	93.6%	93.3%
% of Patients satisfied with the time they had to wait for an appointment	5	5	N/A	93.1%	89.8%	88.9%

* This is based on patients treated on this contract for their most recent course of treatment. Figures in italics indicate the base number of FP17s or Patient Questionnaire responses are less than 100. N/A is shown where the base number of responses is less than 10 during the period. % is calculated as Quantity/Base number*100

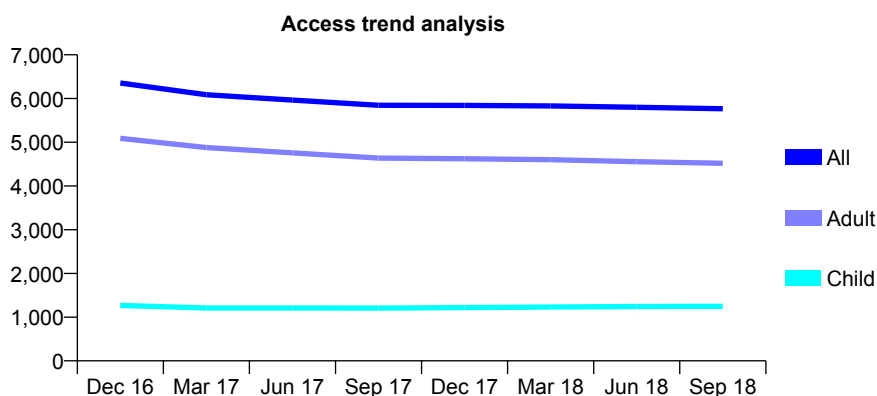
Q44 - Vital Signs At a Glance Contract Report for 101435/0093 - September 2018

Name or company name	IDH Limited
Contract type name	GDS Contract
Purpose of contract	General
Contract start date	01/04/2008
Contract end date	

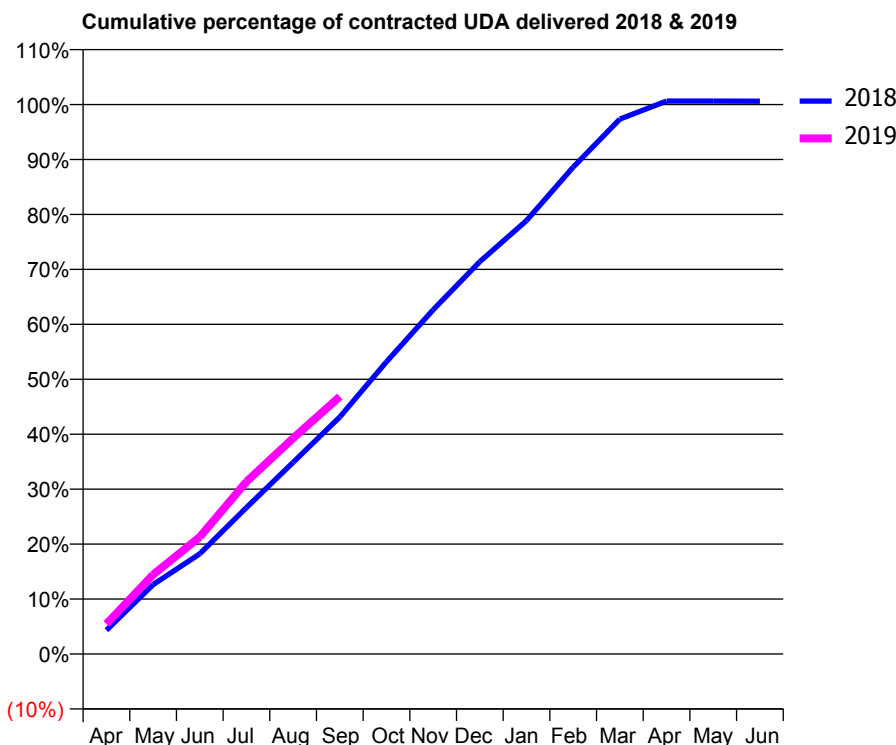
18/19 Contracted general activity (UDA)	17,614
Carry forward general activity (UDA)	0
18/19 Contracted orthodontic activity (UOA)	0
Carry forward orthodontic activity (UOA)	0
Baseline contract value	£430,062.33

ACCESS*

Patients seen in 24 months	Total	Change since previous quarter
Quarter ending September 2017	5,845	
Quarter ending December 2017	5,843	→
Quarter ending March 2018	5,831	→
Quarter ending June 2018	5,799	→
Quarter ending September 2018	5,765	→
Variance since September 2017	(1.4%)	↓



ACTIVITY



Month	Adjusted Scheduled Activity (UDA)	
	2018	2019
April	764	963
May	2,223	2,544
June	3,212	3,752
July	4,696	5,525
August	6,144	6,917
September	7,598	8,252
October	9,369	
November	11,032	
December	12,578	
January	13,893	
February	15,610	
March	17,147	
April	17,724	
May	17,723	
June	17,721	

QUALITY

	Quantity	Base Number	Contract	AT	Region	England
% of FP17s for the same patient ID Re-attending within 3 months - Children	42	910	4.6%	11.6%	12.2%	11.6%
% of FP17s for the same patient ID Re-attending within 3 months - Adults	371	2,943	12.6%	16.5%	15.8%	15.5%
% of FP17s for the same patient ID Re-attending between 3 & 9 months - Children	586	910	64.4%	58.4%	60.3%	58.8%
% of FP17s for the same patient ID Re-attending between 3 & 9 months - Adults	1,460	2,943	49.6%	52.0%	53.5%	51.1%
% of FP17s for Band 1 Urgent Courses	183	3,645	5.0%	9.8%	9.1%	9.0%
% of FP17s Relating to Free Repair or Replacements	18	3,645	0.5%	1.1%	1.0%	0.8%
% of FP17s Relating to Continuations	85	3,645	2.3%	1.2%	1.0%	0.9%
% of Patients satisfied with the dentistry they have received	7	7	N/A	93.5%	93.6%	93.3%
% of Patients satisfied with the time they had to wait for an appointment	7	7	N/A	93.1%	89.8%	88.9%

* This is based on patients treated on this contract for their most recent course of treatment. Figures in italics indicate the base number of FP17s or Patient Questionnaire responses are less than 100. N/A is shown where the base number of responses is less than 10 during the period. % is calculated as Quantity/Base number*100

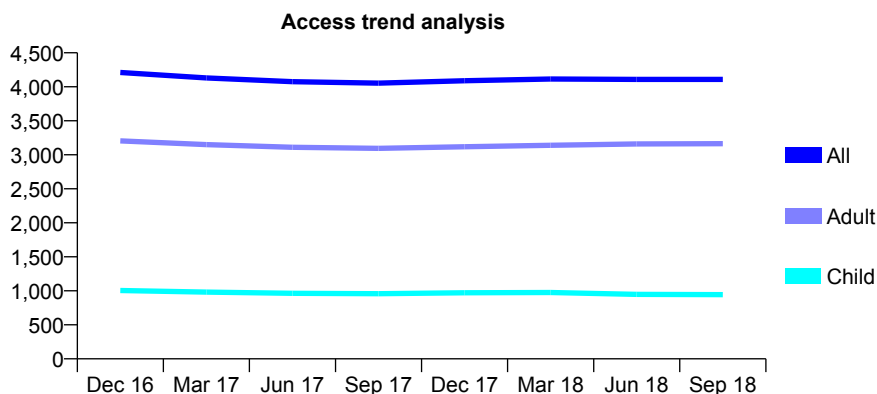
Q44 - Vital Signs At a Glance Contract Report for 102059/0001 - September 2018

Name or company name	Chester Road Dental Practice
Contract type name	GDS Contract
Purpose of contract	General
Contract start date	01/01/2011
Contract end date	

18/19 Contracted general activity (UDA)	8,313
Carry forward general activity (UDA)	0
18/19 Contracted orthodontic activity (UOA)	0
Carry forward orthodontic activity (UOA)	0
Baseline contract value	£241,964.34

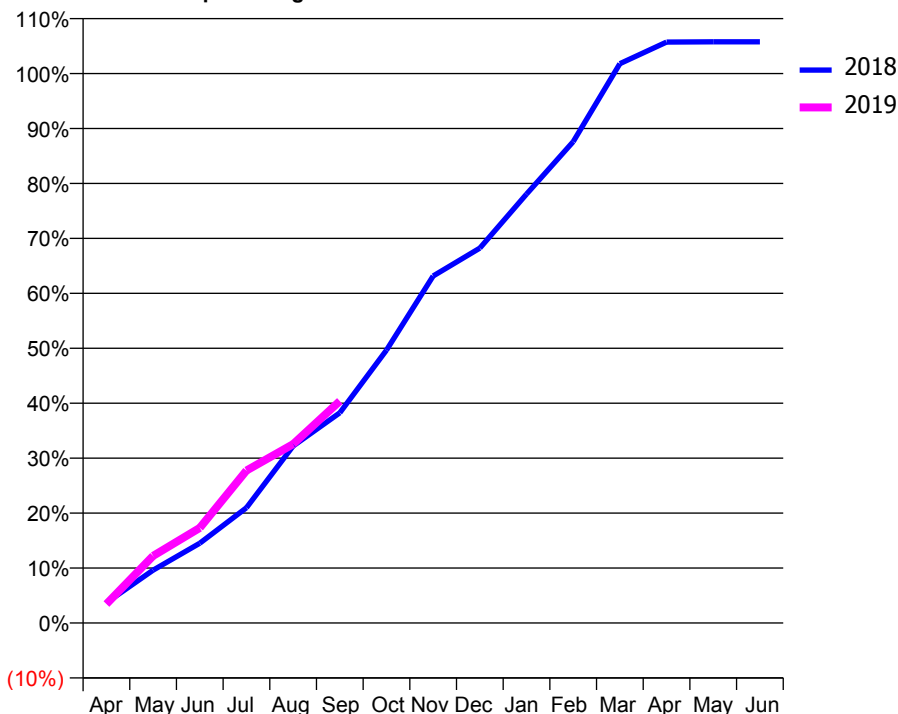
ACCESS*

Patients seen in 24 months	Total	Change since previous quarter
Quarter ending September 2017	4,054	
Quarter ending December 2017	4,090	→
Quarter ending March 2018	4,115	→
Quarter ending June 2018	4,109	→
Quarter ending September 2018	4,108	→
Variance since September 2017	1.3%	→



ACTIVITY

Cumulative percentage of contracted UDA delivered 2018 & 2019



Adjusted Scheduled Activity (UDA)

Month	2018	2019
April	313	288
May	815	1,016
June	1,232	1,439
July	1,779	2,307
August	2,732	2,706
September	3,243	3,357
October	4,211	
November	5,356	
December	5,786	
January	6,618	
February	7,426	
March	8,630	
April	8,963	
May	8,968	
June	8,968	

QUALITY

	Quantity	Base Number	Contract	AT	Region	England
% of FP17s for the same patient ID Re-attending within 3 months - Children	30	530	5.7%	11.6%	12.2%	11.6%
% of FP17s for the same patient ID Re-attending within 3 months - Adults	223	1,674	13.3%	16.5%	15.8%	15.5%
% of FP17s for the same patient ID Re-attending between 3 & 9 months - Children	280	530	52.8%	58.4%	60.3%	58.8%
% of FP17s for the same patient ID Re-attending between 3 & 9 months - Adults	665	1,674	39.7%	52.0%	53.5%	51.1%
% of FP17s for Band 1 Urgent Courses	467	2,039	22.9%	9.8%	9.1%	9.0%
% of FP17s Relating to Free Repair or Replacements	21	2,039	1.0%	1.1%	1.0%	0.8%
% of FP17s Relating to Continuations	29	2,039	1.4%	1.2%	1.0%	0.9%
% of Patients satisfied with the dentistry they have received	3	3	N/A	93.5%	93.6%	93.3%
% of Patients satisfied with the time they had to wait for an appointment	3	3	N/A	93.1%	89.8%	88.9%

* This is based on patients treated on this contract for their most recent course of treatment. Figures in italics indicate the base number of FP17s or Patient Questionnaire responses are less than 100. N/A is shown where the base number of responses is less than 10 during the period. % is calculated as Quantity/Base number*100

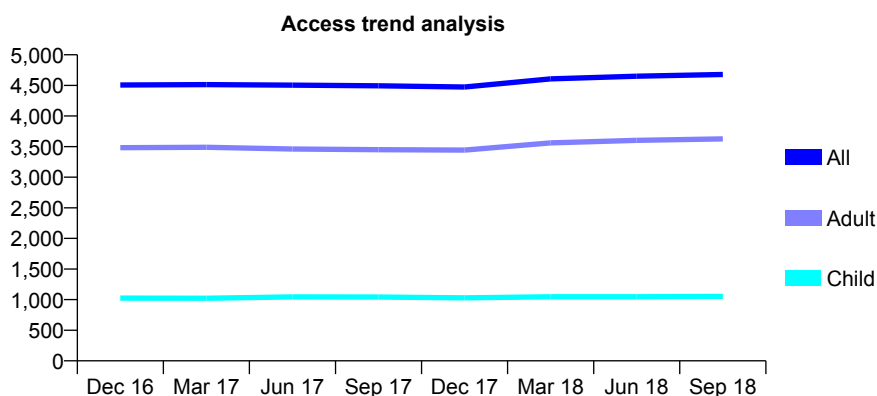
Q44 - Vital Signs At a Glance Contract Report for 102172/0001 - September 2018

Name or company name	Crystal Dental Clinic Ltd
Contract type name	GDS Contract
Purpose of contract	General
Contract start date	01/05/2011
Contract end date	

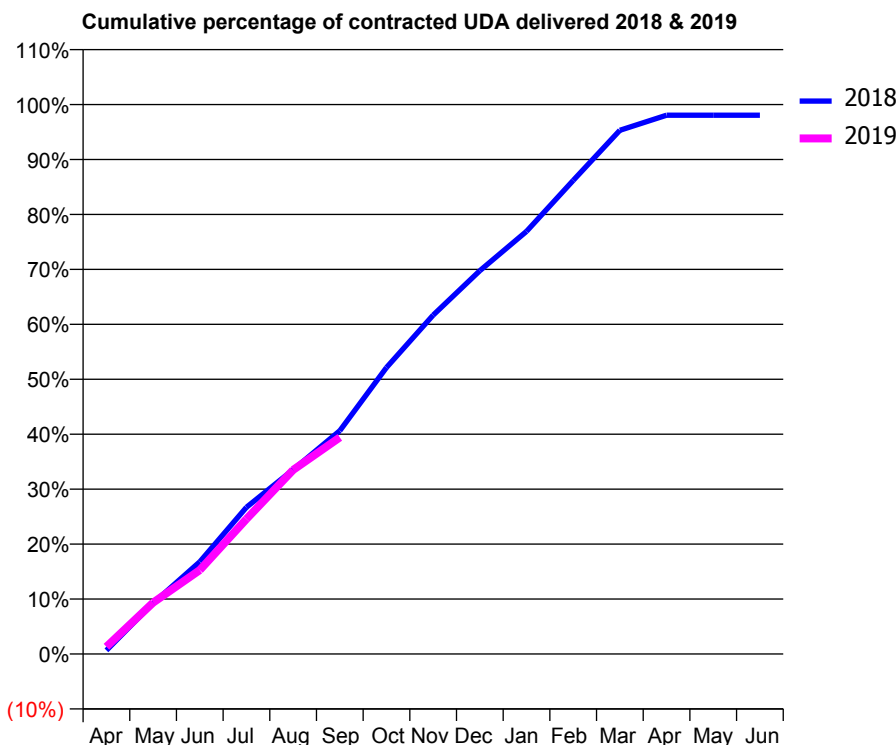
18/19 Contracted general activity (UDA)	13,705
Carry forward general activity (UDA)	266
18/19 Contracted orthodontic activity (UOA)	0
Carry forward orthodontic activity (UOA)	0
Baseline contract value	£369,884.04

ACCESS*

Patients seen in 24 months	Total	Change since previous quarter
Quarter ending September 2017	4,493	
Quarter ending December 2017	4,473	→
Quarter ending March 2018	4,606	↑
Quarter ending June 2018	4,650	→
Quarter ending September 2018	4,679	→
Variance since September 2017	4.1%	↑



ACTIVITY



Month	Adjusted Scheduled Activity (UDA)	
	2018	2019
April	93	180
May	1,270	1,282
June	2,300	2,094
July	3,658	3,368
August	4,597	4,590
September	5,569	5,402
October	7,147	
November	8,453	
December	9,559	
January	10,540	
February	11,812	
March	13,063	
April	13,438	
May	13,438	
June	13,438	

QUALITY

	Quantity	Base Number	Contract	AT	Region	England
% of FP17s for the same patient ID Re-attending within 3 months - Children	74	849	8.7%	11.6%	12.2%	11.6%
% of FP17s for the same patient ID Re-attending within 3 months - Adults	472	2,993	15.8%	16.5%	15.8%	15.5%
% of FP17s for the same patient ID Re-attending between 3 & 9 months - Children	563	849	66.3%	58.4%	60.3%	58.8%
% of FP17s for the same patient ID Re-attending between 3 & 9 months - Adults	1,946	2,993	65.0%	52.0%	53.5%	51.1%
% of FP17s for Band 1 Urgent Courses	188	3,273	5.7%	9.8%	9.1%	9.0%
% of FP17s Relating to Free Repair or Replacements	42	3,273	1.3%	1.1%	1.0%	0.8%
% of FP17s Relating to Continuations	26	3,273	0.8%	1.2%	1.0%	0.9%
% of Patients satisfied with the dentistry they have received	3	3	N/A	93.5%	93.6%	93.3%
% of Patients satisfied with the time they had to wait for an appointment	3	3	N/A	93.1%	89.8%	88.9%

* This is based on patients treated on this contract for their most recent course of treatment. Figures in italics indicate the base number of FP17s or Patient Questionnaire responses are less than 100. N/A is shown where the base number of responses is less than 10 during the period. % is calculated as Quantity/Base number*100

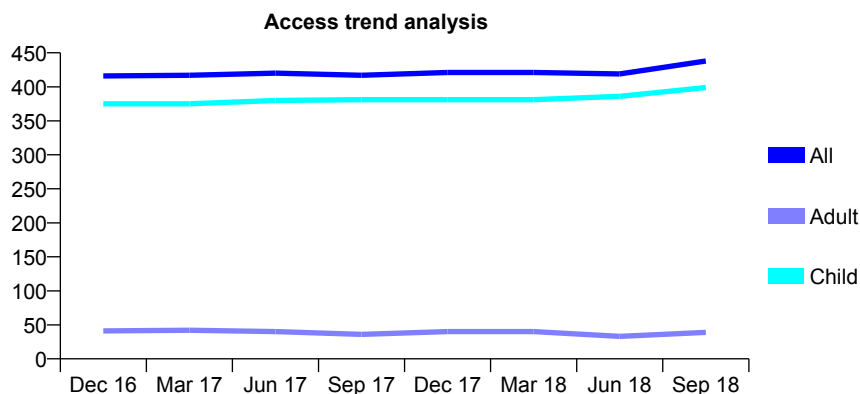
Q44 - Vital Signs At a Glance Contract Report for 103292/0001 - September 2018

Name or company name	Baran & Hull Ltd
Contract type name	GDS Contract
Purpose of contract	General
Contract start date	01/04/2011
Contract end date	

18/19 Contracted general activity (UDA)	1,000
Carry forward general activity (UDA)	0
18/19 Contracted orthodontic activity (UOA)	0
Carry forward orthodontic activity (UOA)	0
Baseline contract value	£25,449.11

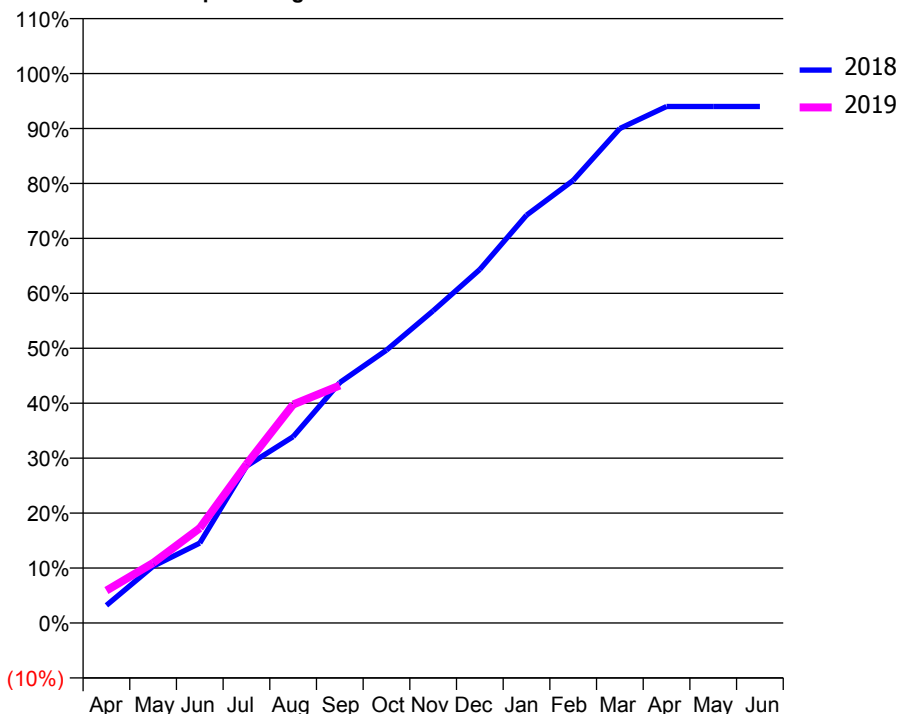
ACCESS*

Patients seen in 24 months	Total	Change since previous quarter
Quarter ending September 2017	417	
Quarter ending December 2017	421	→
Quarter ending March 2018	421	→
Quarter ending June 2018	419	→
Quarter ending September 2018	438	↑
Variance since September 2017	5.0%	↑



ACTIVITY

Cumulative percentage of contracted UDA delivered 2018 & 2019



Adjusted Scheduled Activity (UDA)

Month	2018	2019
April	32	59
May	103	109
June	146	173
July	286	289
August	339	398
September	438	432
October	497	
November	568	
December	643	
January	742	
February	806	
March	900	
April	940	
May	940	
June	940	

QUALITY

	Quantity	Base Number	Contract	AT	Region	England
% of FP17s for the same patient ID Re-attending within 3 months - Children	39	414	9.4%	11.6%	12.2%	11.6%
% of FP17s for the same patient ID Re-attending within 3 months - Adults	0	0	N/A	16.5%	15.8%	15.5%
% of FP17s for the same patient ID Re-attending between 3 & 9 months - Children	296	414	71.5%	58.4%	60.3%	58.8%
% of FP17s for the same patient ID Re-attending between 3 & 9 months - Adults	0	0	N/A	52.0%	53.5%	51.1%
% of FP17s for Band 1 Urgent Courses	11	384	2.9%	9.8%	9.1%	9.0%
% of FP17s Relating to Free Repair or Replacements	0	384	0.0%	1.1%	1.0%	0.8%
% of FP17s Relating to Continuations	0	384	0.0%	1.2%	1.0%	0.9%
% of Patients satisfied with the dentistry they have received	0	0	N/A	93.5%	93.6%	93.3%
% of Patients satisfied with the time they had to wait for an appointment	0	0	N/A	93.1%	89.8%	88.9%

* This is based on patients treated on this contract for their most recent course of treatment. Figures in italics indicate the base number of FP17s or Patient Questionnaire responses are less than 100. N/A is shown where the base number of responses is less than 10 during the period. % is calculated as Quantity/Base number*100

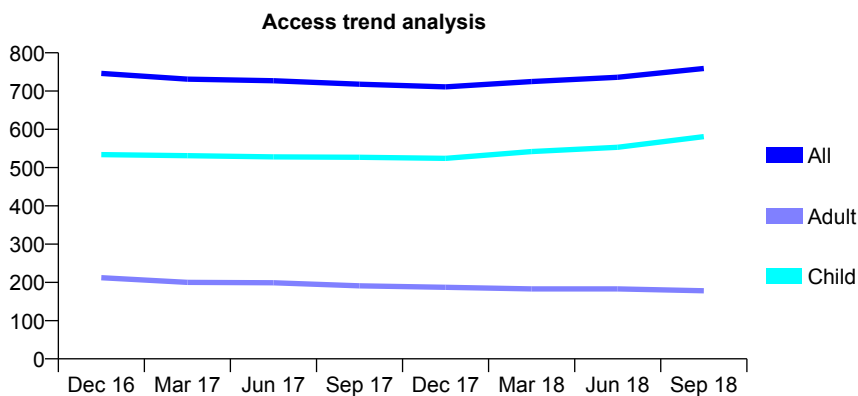
Q44 - Vital Signs At a Glance Contract Report for 103306/0001 - September 2018

Name or company name	PD Dental Care Ltd
Contract type name	GDS Contract
Purpose of contract	General
Contract start date	01/05/2011
Contract end date	

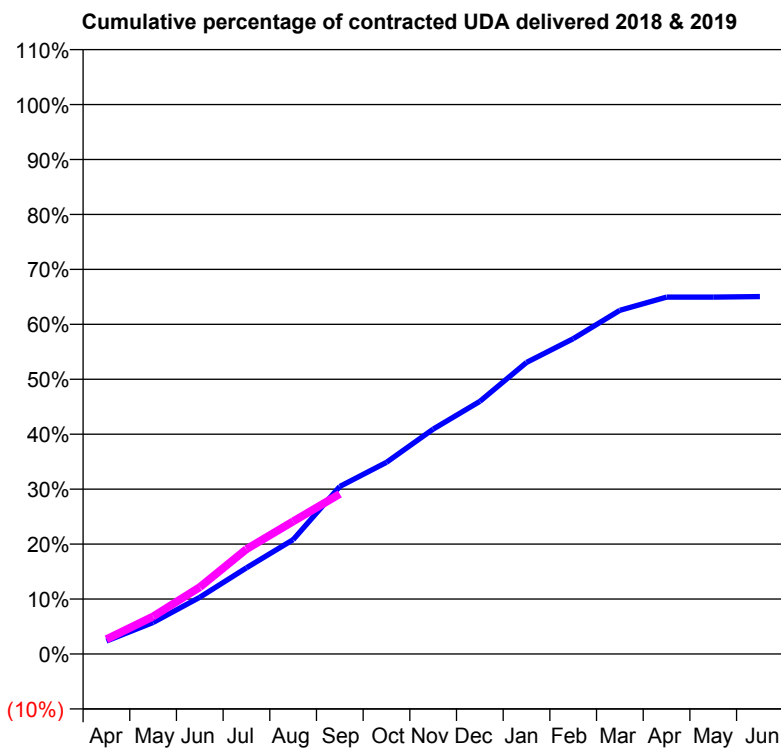
18/19 Contracted general activity (UDA)	2,648
Carry forward general activity (UDA)	0
18/19 Contracted orthodontic activity (UOA)	0
Carry forward orthodontic activity (UOA)	0
Baseline contract value	£67,528.28

ACCESS*

Patients seen in 24 months	Total	Change since previous quarter
Quarter ending September 2017	718	
Quarter ending December 2017	711	→
Quarter ending March 2018	725	→
Quarter ending June 2018	736	→
Quarter ending September 2018	759	↑
Variance since September 2017	5.7%	↑



ACTIVITY



Month	Adjusted Scheduled Activity (UDA)	
	2018	2019
April	62	71
May	152	181
June	273	322
July	415	506
August	551	639
September	808	772
October	924	
November	1,084	
December	1,218	
January	1,405	
February	1,519	
March	1,656	
April	1,720	
May	1,720	
June	1,722	

QUALITY

	Quantity	Base Number	Contract	AT	Region	England
% of FP17s for the same patient ID Re-attending within 3 months - Children	31	522	5.9%	11.6%	12.2%	11.6%
% of FP17s for the same patient ID Re-attending within 3 months - Adults	4	96	4.2%	16.5%	15.8%	15.5%
% of FP17s for the same patient ID Re-attending between 3 & 9 months - Children	388	522	74.3%	58.4%	60.3%	58.8%
% of FP17s for the same patient ID Re-attending between 3 & 9 months - Adults	76	96	79.2%	52.0%	53.5%	51.1%
% of FP17s for Band 1 Urgent Courses	18	559	3.2%	9.8%	9.1%	9.0%
% of FP17s Relating to Free Repair or Replacements	0	559	0.0%	1.1%	1.0%	0.8%
% of FP17s Relating to Continuations	0	559	0.0%	1.2%	1.0%	0.9%
% of Patients satisfied with the dentistry they have received	0	0	N/A	93.5%	93.6%	93.3%
% of Patients satisfied with the time they had to wait for an appointment	0	0	N/A	93.1%	89.8%	88.9%

* This is based on patients treated on this contract for their most recent course of treatment. Figures in italics indicate the base number of FP17s or Patient Questionnaire responses are less than 100. N/A is shown where the base number of responses is less than 10 during the period. % is calculated as Quantity/Base number*100

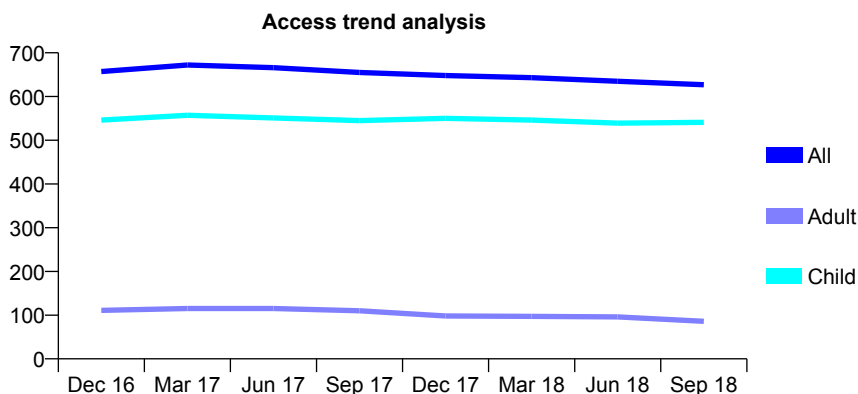
Q44 - Vital Signs At a Glance Contract Report for 104892/0001 - September 2018

Name or company name	The King Street Dental Practice Ltd
Contract type name	GDS Contract
Purpose of contract	General
Contract start date	01/04/2007
Contract end date	

18/19 Contracted general activity (UDA)	1,644
Carry forward general activity (UDA)	0
18/19 Contracted orthodontic activity (UOA)	0
Carry forward orthodontic activity (UOA)	0
Baseline contract value	£35,304.69

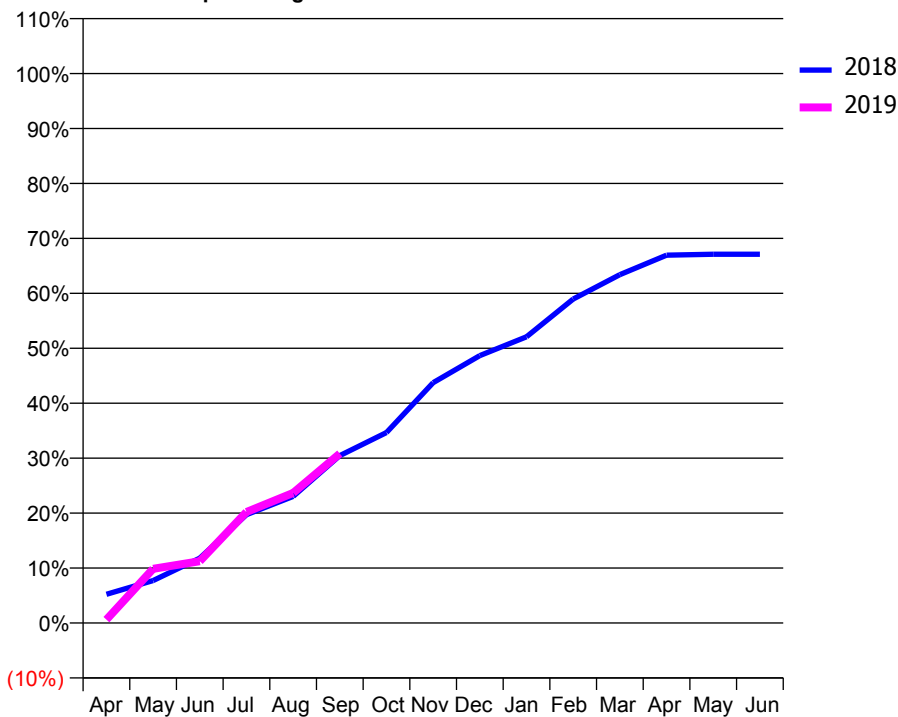
ACCESS*

Patients seen in 24 months	Total	Change since previous quarter
Quarter ending September 2017	655	
Quarter ending December 2017	648	↓
Quarter ending March 2018	643	→
Quarter ending June 2018	635	↓
Quarter ending September 2018	627	↓
Variance since September 2017	(4.3%)	↓



ACTIVITY

Cumulative percentage of contracted UDA delivered 2018 & 2019



Adjusted Scheduled Activity (UDA)

Month	2018	2019
April	86	10
May	127	162
June	194	185
July	324	332
August	379	389
September	501	507
October	570	
November	719	
December	800	
January	856	
February	969	
March	1,042	
April	1,100	
May	1,103	
June	1,103	

QUALITY

	Quantity	Base Number	Contract	AT	Region	England
% of FP17s for the same patient ID Re-attending within 3 months - Children	39	450	8.7%	11.6%	12.2%	11.6%
% of FP17s for the same patient ID Re-attending within 3 months - Adults	2	21	9.5%	16.5%	15.8%	15.5%
% of FP17s for the same patient ID Re-attending between 3 & 9 months - Children	285	450	63.3%	58.4%	60.3%	58.8%
% of FP17s for the same patient ID Re-attending between 3 & 9 months - Adults	15	21	71.4%	52.0%	53.5%	51.1%
% of FP17s for Band 1 Urgent Courses	0	423	0.0%	9.8%	9.1%	9.0%
% of FP17s Relating to Free Repair or Replacements	0	423	0.0%	1.1%	1.0%	0.8%
% of FP17s Relating to Continuations	0	423	0.0%	1.2%	1.0%	0.9%
% of Patients satisfied with the dentistry they have received	0	0	N/A	93.5%	93.6%	93.3%
% of Patients satisfied with the time they had to wait for an appointment	0	0	N/A	93.1%	89.8%	88.9%

* This is based on patients treated on this contract for their most recent course of treatment. Figures in italics indicate the base number of FP17s or Patient Questionnaire responses are less than 100. N/A is shown where the base number of responses is less than 10 during the period. % is calculated as Quantity/Base number*100

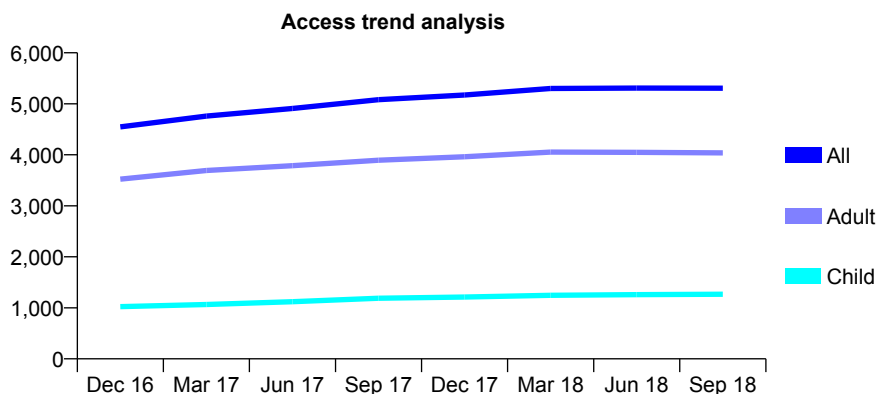
Q44 - Vital Signs At a Glance Contract Report for 105120/0001 - September 2018

Name or company name	Handforth Dental Practice LLP
Contract type name	GDS Contract
Purpose of contract	General
Contract start date	01/06/2007
Contract end date	

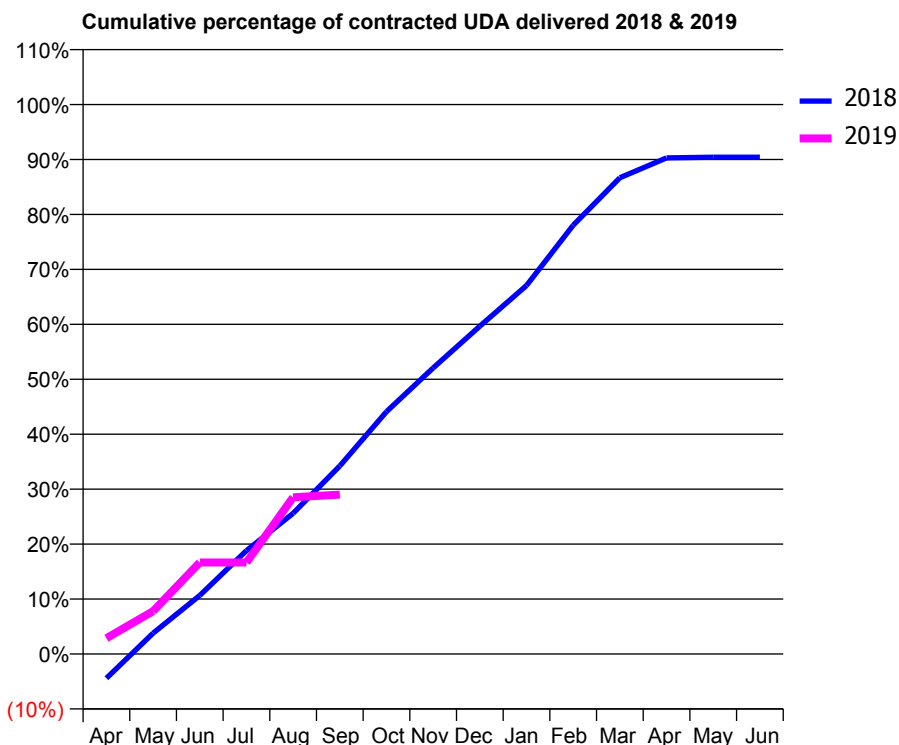
18/19 Contracted general activity (UDA)	16,767
Carry forward general activity (UDA)	0
18/19 Contracted orthodontic activity (UOA)	0
Carry forward orthodontic activity (UOA)	0
Baseline contract value	£417,336.34

ACCESS*

Patients seen in 24 months	Total	Change since previous quarter
Quarter ending September 2017	5,081	
Quarter ending December 2017	5,172	→
Quarter ending March 2018	5,301	↑
Quarter ending June 2018	5,308	→
Quarter ending September 2018	5,305	→
Variance since September 2017	4.4%	↑



ACTIVITY



Adjusted Scheduled Activity (UDA)		
Month	2018	2019
April	-744	482
May	637	1,307
June	1,787	2,793
July	3,157	2,793
August	4,295	4,781
September	5,738	4,865
October	7,395	
November	8,731	
December	10,001	
January	11,242	
February	13,084	
March	14,534	
April	15,136	
May	15,157	
June	15,157	

QUALITY

	Quantity	Base Number	Contract	AT	Region	England
% of FP17s for the same patient ID Re-attending within 3 months - Children	74	674	11.0%	11.6%	12.2%	11.6%
% of FP17s for the same patient ID Re-attending within 3 months - Adults	343	1,995	17.2%	16.5%	15.8%	15.5%
% of FP17s for the same patient ID Re-attending between 3 & 9 months - Children	384	674	57.0%	58.4%	60.3%	58.8%
% of FP17s for the same patient ID Re-attending between 3 & 9 months - Adults	1,101	1,995	55.2%	52.0%	53.5%	51.1%
% of FP17s for Band 1 Urgent Courses	226	2,414	9.4%	9.8%	9.1%	9.0%
% of FP17s Relating to Free Repair or Replacements	43	2,414	1.8%	1.1%	1.0%	0.8%
% of FP17s Relating to Continuations	58	2,414	2.4%	1.2%	1.0%	0.9%
% of Patients satisfied with the dentistry they have received	4	4	N/A	93.5%	93.6%	93.3%
% of Patients satisfied with the time they had to wait for an appointment	4	4	N/A	93.1%	89.8%	88.9%

* This is based on patients treated on this contract for their most recent course of treatment. Figures in italics indicate the base number of FP17s or Patient Questionnaire responses are less than 100. N/A is shown where the base number of responses is less than 10 during the period. % is calculated as Quantity/Base number*100

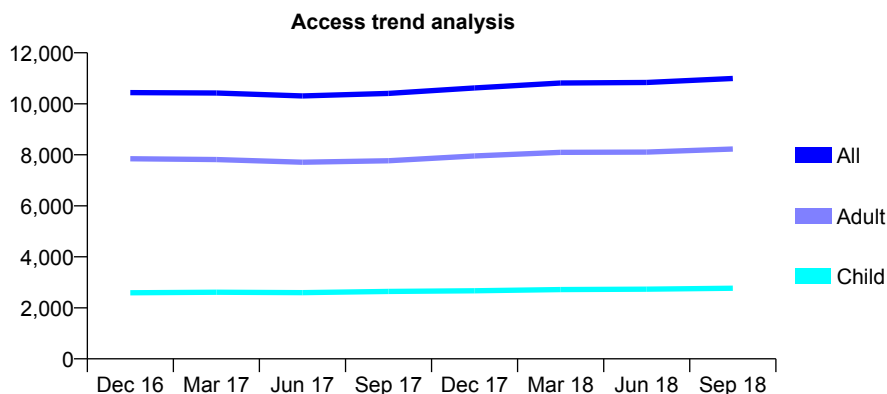
Q44 - Vital Signs At a Glance Contract Report for 105902/0001 - September 2018

Name or company name	MAC Dental Centre Ltd
Contract type name	GDS Contract
Purpose of contract	General
Contract start date	01/05/2011
Contract end date	

18/19 Contracted general activity (UDA)	34,000
Carry forward general activity (UDA)	0
18/19 Contracted orthodontic activity (UOA)	0
Carry forward orthodontic activity (UOA)	0
Baseline contract value	£787,940.71

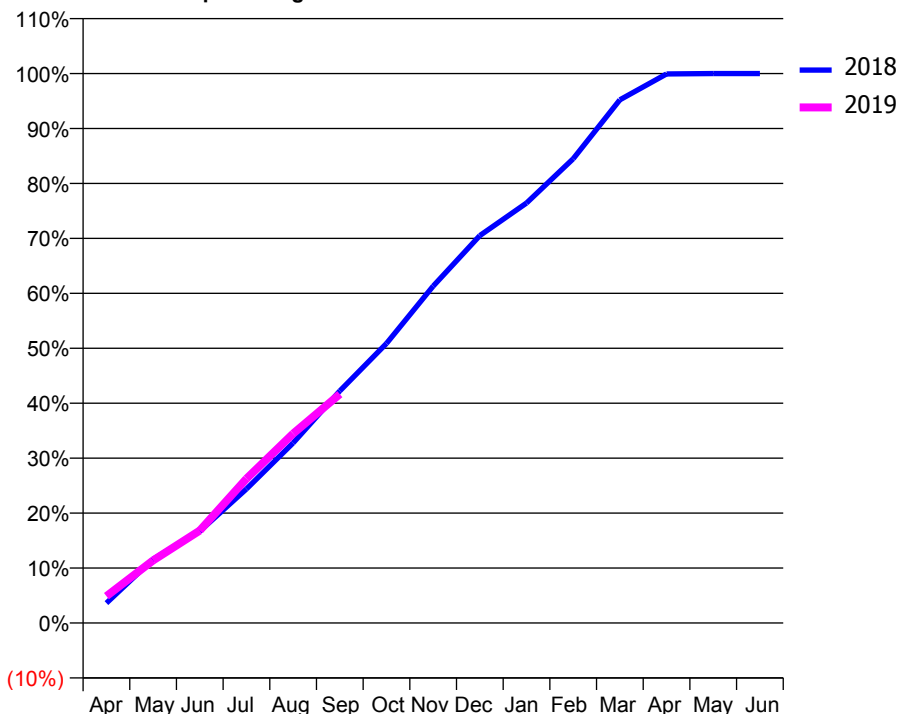
ACCESS*

Patients seen in 24 months	Total	Change since previous quarter
Quarter ending September 2017	10,407	
Quarter ending December 2017	10,623	↑
Quarter ending March 2018	10,817	→
Quarter ending June 2018	10,836	→
Quarter ending September 2018	10,996	→
Variance since September 2017	5.7%	↑



ACTIVITY

Cumulative percentage of contracted UDA delivered 2018 & 2019



Month	Adjusted Scheduled Activity (UDA)	
	2018	2019
April	1,249	1,659
May	3,989	3,872
June	5,738	5,722
July	8,376	8,934
August	11,247	11,719
September	14,501	14,166
October	17,465	
November	21,046	
December	24,206	
January	26,236	
February	29,000	
March	32,685	
April	34,302	
May	34,326	
June	34,326	

QUALITY

	Quantity	Base Number	Contract	AT	Region	England
% of FP17s for the same patient ID Re-attending within 3 months - Children	118	2,160	5.5%	11.6%	12.2%	11.6%
% of FP17s for the same patient ID Re-attending within 3 months - Adults	768	6,021	12.8%	16.5%	15.8%	15.5%
% of FP17s for the same patient ID Re-attending between 3 & 9 months - Children	1,430	2,160	66.2%	58.4%	60.3%	58.8%
% of FP17s for the same patient ID Re-attending between 3 & 9 months - Adults	3,451	6,021	57.3%	52.0%	53.5%	51.1%
% of FP17s for Band 1 Urgent Courses	598	7,486	8.0%	9.8%	9.1%	9.0%
% of FP17s Relating to Free Repair or Replacements	120	7,486	1.6%	1.1%	1.0%	0.8%
% of FP17s Relating to Continuations	44	7,486	0.6%	1.2%	1.0%	0.9%
% of Patients satisfied with the dentistry they have received	7	7	N/A	93.5%	93.6%	93.3%
% of Patients satisfied with the time they had to wait for an appointment	5	7	N/A	93.1%	89.8%	88.9%

* This is based on patients treated on this contract for their most recent course of treatment. Figures in italics indicate the base number of FP17s or Patient Questionnaire responses are less than 100. N/A is shown where the base number of responses is less than 10 during the period. % is calculated as Quantity/Base number*100

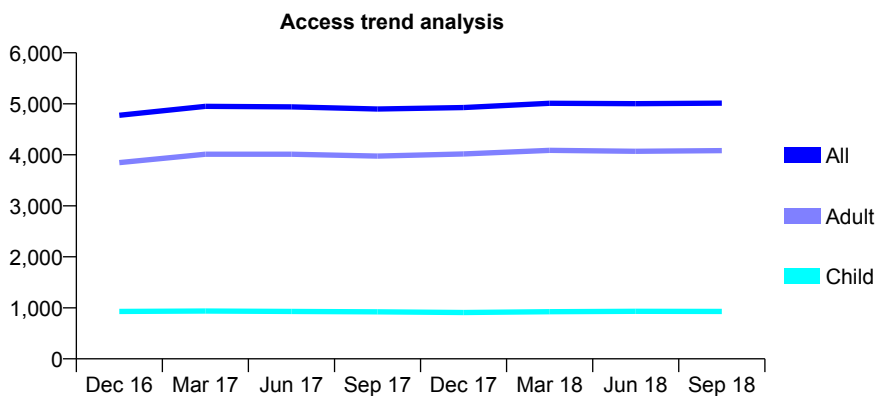
Q44 - Vital Signs At a Glance Contract Report for 106690/0001 - September 2018

Name or company name	Sankey Street Dental Practice.
Contract type name	GDS Contract
Purpose of contract	General
Contract start date	01/04/2014
Contract end date	

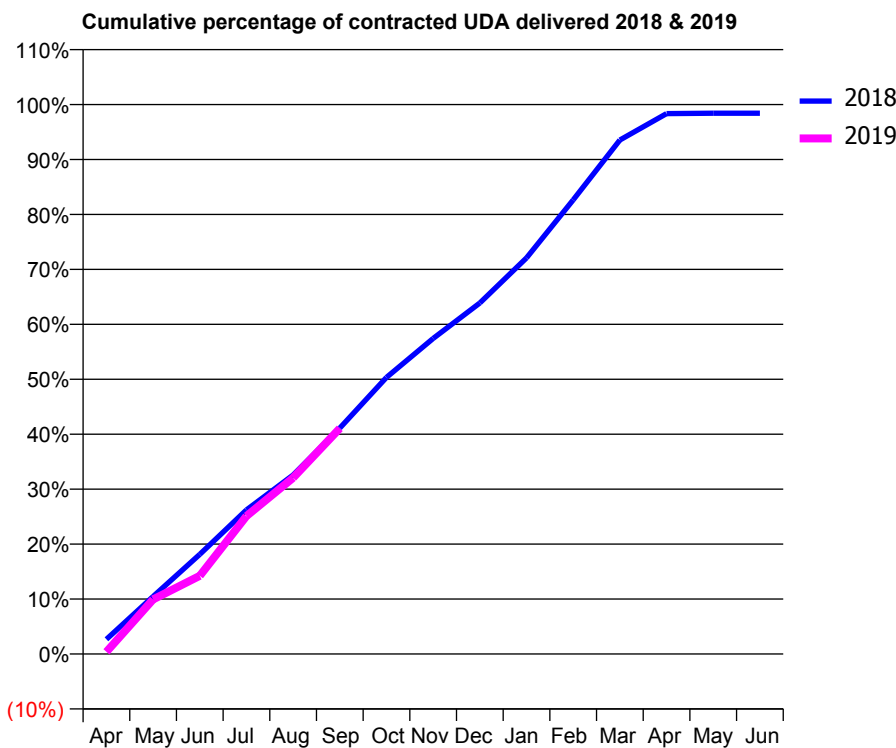
18/19 Contracted general activity (UDA)	14,090
Carry forward general activity (UDA)	222
18/19 Contracted orthodontic activity (UOA)	0
Carry forward orthodontic activity (UOA)	0
Baseline contract value	£305,673.19

ACCESS*

Patients seen in 24 months	Total	Change since previous quarter
Quarter ending September 2017	4,897	
Quarter ending December 2017	4,926	→
Quarter ending March 2018	5,011	→
Quarter ending June 2018	5,002	→
Quarter ending September 2018	5,013	→
Variance since September 2017	2.4%	↑



ACTIVITY



Month	Adjusted Scheduled Activity (UDA)	
	2018	2019
April	376	57
May	1,474	1,400
June	2,555	2,006
July	3,694	3,538
August	4,589	4,518
September	5,795	5,787
October	7,093	
November	8,091	
December	9,002	
January	10,158	
February	11,644	
March	13,178	
April	13,858	
May	13,868	
June	13,868	

QUALITY

	Quantity	Base Number	Contract	AT	Region	England
% of FP17s for the same patient ID Re-attending within 3 months - Children	48	613	7.8%	11.6%	12.2%	11.6%
% of FP17s for the same patient ID Re-attending within 3 months - Adults	390	2,657	14.7%	16.5%	15.8%	15.5%
% of FP17s for the same patient ID Re-attending between 3 & 9 months - Children	309	613	50.4%	58.4%	60.3%	58.8%
% of FP17s for the same patient ID Re-attending between 3 & 9 months - Adults	1,279	2,657	48.1%	52.0%	53.5%	51.1%
% of FP17s for Band 1 Urgent Courses	239	2,770	8.6%	9.8%	9.1%	9.0%
% of FP17s Relating to Free Repair or Replacements	59	2,770	2.1%	1.1%	1.0%	0.8%
% of FP17s Relating to Continuations	14	2,770	0.5%	1.2%	1.0%	0.9%
% of Patients satisfied with the dentistry they have received	4	5	N/A	93.5%	93.6%	93.3%
% of Patients satisfied with the time they had to wait for an appointment	4	5	N/A	93.1%	89.8%	88.9%

* This is based on patients treated on this contract for their most recent course of treatment. Figures in italics indicate the base number of FP17s or Patient Questionnaire responses are less than 100. N/A is shown where the base number of responses is less than 10 during the period. % is calculated as Quantity/Base number*100

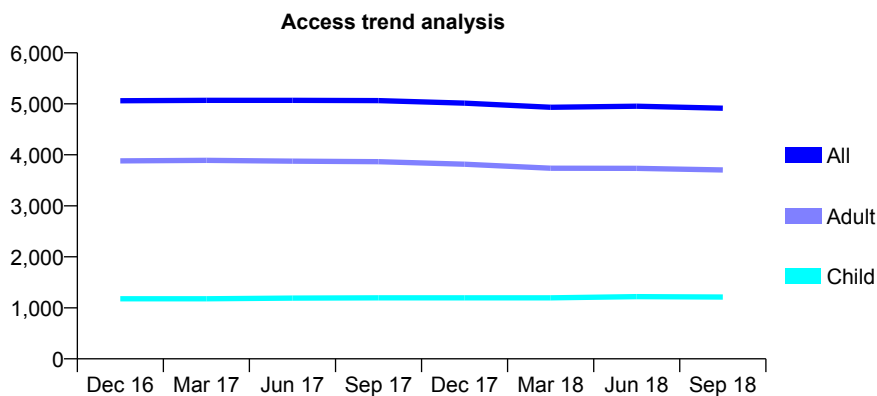
Q44 - Vital Signs At a Glance Contract Report for 106976/0001 - September 2018

Name or company name	Greasby Dental Centre
Contract type name	GDS Contract
Purpose of contract	General
Contract start date	01/08/2009
Contract end date	

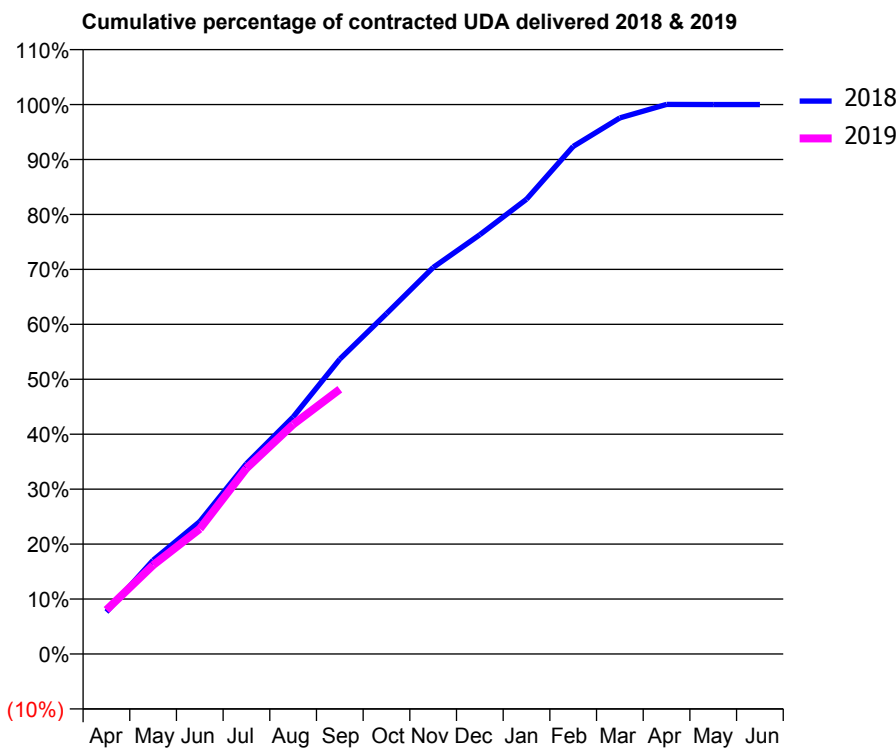
18/19 Contracted general activity (UDA)	14,380
Carry forward general activity (UDA)	0
18/19 Contracted orthodontic activity (UOA)	0
Carry forward orthodontic activity (UOA)	0
Baseline contract value	£393,763.83

ACCESS*

Patients seen in 24 months	Total	Change since previous quarter
Quarter ending September 2017	5,062	
Quarter ending December 2017	5,012	→
Quarter ending March 2018	4,932	↓
Quarter ending June 2018	4,954	→
Quarter ending September 2018	4,913	→
Variance since September 2017	(2.9%)	↓



ACTIVITY



Adjusted Scheduled Activity (UDA)		
Month	2018	2019
April	1,124	1,152
May	2,502	2,324
June	3,536	3,274
July	5,078	4,858
August	6,325	6,006
September	7,870	6,929
October	9,084	
November	10,314	
December	11,189	
January	12,138	
February	13,545	
March	14,307	
April	14,665	
May	14,664	
June	14,664	

QUALITY

	Quantity	Base Number	Contract	AT	Region	England
% of FP17s for the same patient ID Re-attending within 3 months - Children	46	999	4.6%	11.6%	12.2%	11.6%
% of FP17s for the same patient ID Re-attending within 3 months - Adults	414	2,963	14.0%	16.5%	15.8%	15.5%
% of FP17s for the same patient ID Re-attending between 3 & 9 months - Children	615	999	61.6%	58.4%	60.3%	58.8%
% of FP17s for the same patient ID Re-attending between 3 & 9 months - Adults	1,569	2,963	53.0%	52.0%	53.5%	51.1%
% of FP17s for Band 1 Urgent Courses	312	3,777	8.3%	9.8%	9.1%	9.0%
% of FP17s Relating to Free Repair or Replacements	46	3,777	1.2%	1.1%	1.0%	0.8%
% of FP17s Relating to Continuations	58	3,777	1.5%	1.2%	1.0%	0.9%
% of Patients satisfied with the dentistry they have received	5	6	N/A	93.5%	93.6%	93.3%
% of Patients satisfied with the time they had to wait for an appointment	6	6	N/A	93.1%	89.8%	88.9%

* This is based on patients treated on this contract for their most recent course of treatment. Figures in italics indicate the base number of FP17s or Patient Questionnaire responses are less than 100. N/A is shown where the base number of responses is less than 10 during the period. % is calculated as Quantity/Base number*100

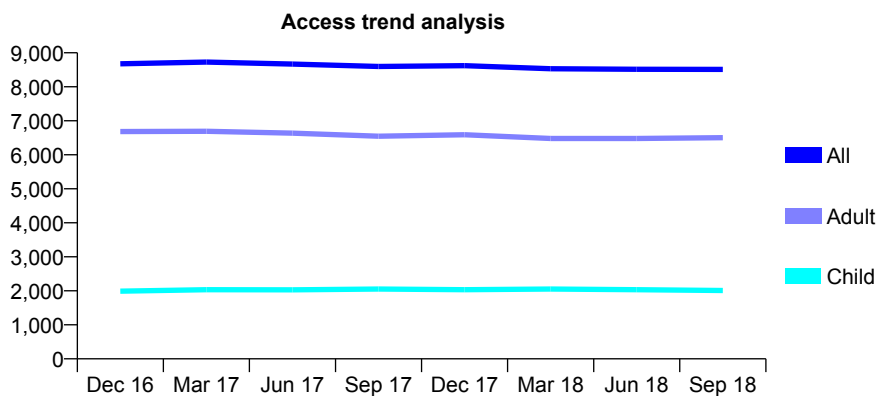
Q44 - Vital Signs At a Glance Contract Report for 107271/0001 - September 2018

Name or company name	Pooltown Dental
Contract type name	GDS Contract
Purpose of contract	General
Contract start date	01/04/2009
Contract end date	

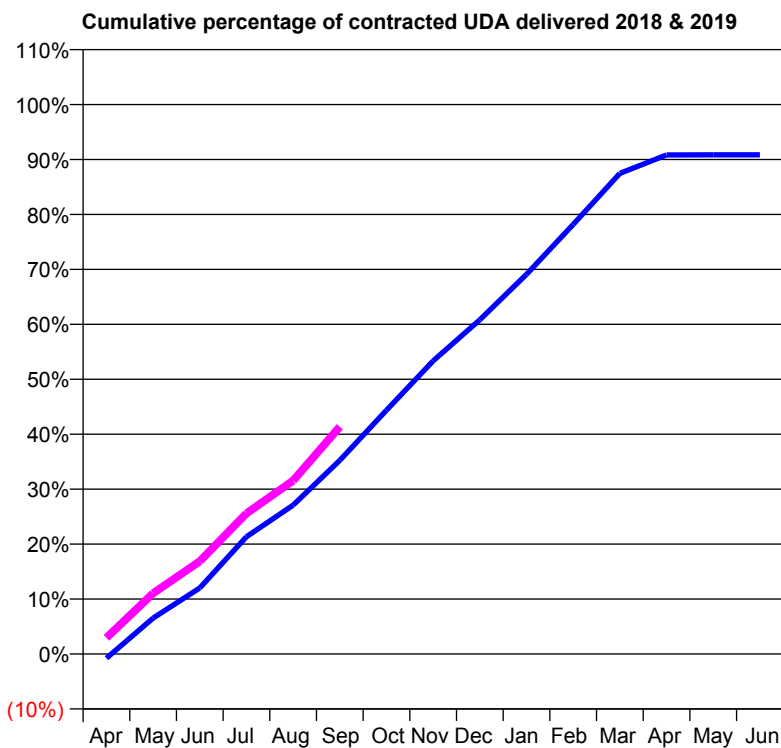
18/19 Contracted general activity (UDA)	23,695
Carry forward general activity (UDA)	0
18/19 Contracted orthodontic activity (UOA)	0
Carry forward orthodontic activity (UOA)	0
Baseline contract value	£706,358.11

ACCESS*

Patients seen in 24 months	Total	Change since previous quarter
Quarter ending September 2017	8,597	
Quarter ending December 2017	8,623	→
Quarter ending March 2018	8,531	↓
Quarter ending June 2018	8,515	→
Quarter ending September 2018	8,511	→
Variance since September 2017	(1.0%)	↓



ACTIVITY



Month	Adjusted Scheduled Activity (UDA)	
	2018	2019
April	-184	696
May	1,550	2,617
June	2,847	4,001
July	5,059	6,064
August	6,419	7,479
September	8,354	9,802
October	10,516	
November	12,643	
December	14,415	
January	16,375	
February	18,521	
March	20,724	
April	21,518	
May	21,524	
June	21,524	

QUALITY

	Quantity	Base Number	Contract	AT	Region	England
% of FP17s for the same patient ID Re-attending within 3 months - Children	144	1,286	11.2%	11.6%	12.2%	11.6%
% of FP17s for the same patient ID Re-attending within 3 months - Adults	780	3,703	21.1%	16.5%	15.8%	15.5%
% of FP17s for the same patient ID Re-attending between 3 & 9 months - Children	645	1,286	50.2%	58.4%	60.3%	58.8%
% of FP17s for the same patient ID Re-attending between 3 & 9 months - Adults	1,239	3,703	33.5%	52.0%	53.5%	51.1%
% of FP17s for Band 1 Urgent Courses	920	4,665	19.7%	9.8%	9.1%	9.0%
% of FP17s Relating to Free Repair or Replacements	29	4,665	0.6%	1.1%	1.0%	0.8%
% of FP17s Relating to Continuations	84	4,665	1.8%	1.2%	1.0%	0.9%
% of Patients satisfied with the dentistry they have received	4	6	N/A	93.5%	93.6%	93.3%
% of Patients satisfied with the time they had to wait for an appointment	5	6	N/A	93.1%	89.8%	88.9%

* This is based on patients treated on this contract for their most recent course of treatment. Figures in italics indicate the base number of FP17s or Patient Questionnaire responses are less than 100. N/A is shown where the base number of responses is less than 10 during the period. % is calculated as Quantity/Base number*100

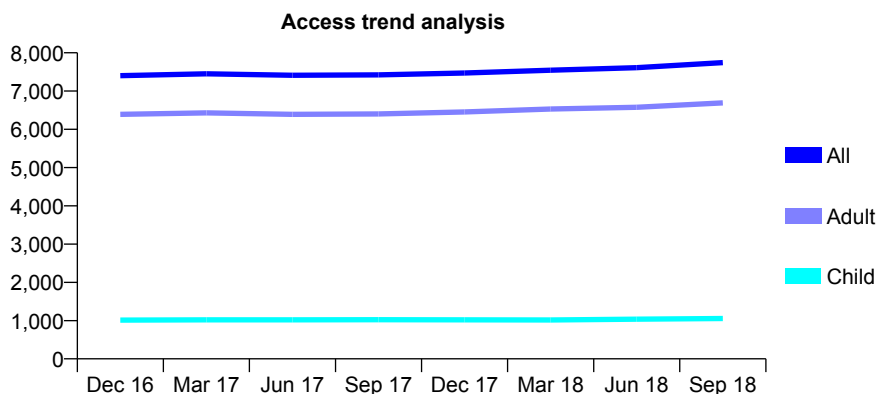
Q44 - Vital Signs At a Glance Contract Report for 107468/0001 - September 2018

Name or company name	Foregate Street Dental Clinic
Contract type name	GDS Contract
Purpose of contract	General
Contract start date	01/04/2009
Contract end date	

18/19 Contracted general activity (UDA)	24,100
Carry forward general activity (UDA)	579
18/19 Contracted orthodontic activity (UOA)	0
Carry forward orthodontic activity (UOA)	0
Baseline contract value	£579,029.13

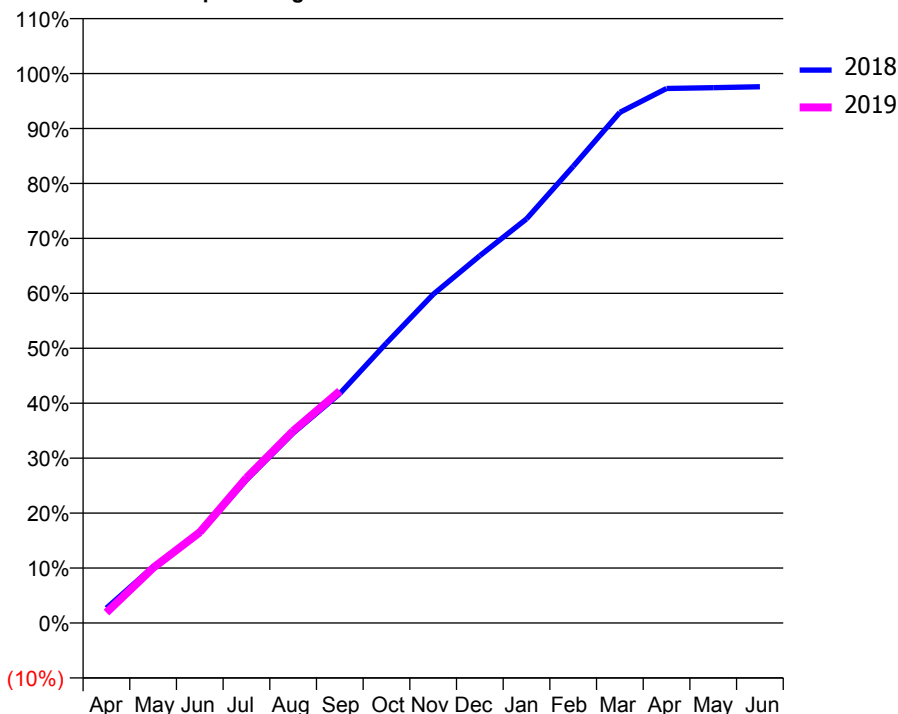
ACCESS*

Patients seen in 24 months	Total	Change since previous quarter
Quarter ending September 2017	7,424	
Quarter ending December 2017	7,473	→
Quarter ending March 2018	7,545	→
Quarter ending June 2018	7,613	→
Quarter ending September 2018	7,745	→
Variance since September 2017	4.3%	↑



ACTIVITY

Cumulative percentage of contracted UDA delivered 2018 & 2019



Month	Adjusted Scheduled Activity (UDA)	
	2018	2019
April	653	460
May	2,466	2,421
June	3,959	3,979
July	6,278	6,367
August	8,329	8,425
September	10,062	10,173
October	12,276	
November	14,412	
December	16,110	
January	17,721	
February	20,027	
March	22,399	
April	23,442	
May	23,479	
June	23,521	

QUALITY

	Quantity	Base Number	Contract	AT	Region	England
% of FP17s for the same patient ID Re-attending within 3 months - Children	63	796	7.9%	11.6%	12.2%	11.6%
% of FP17s for the same patient ID Re-attending within 3 months - Adults	798	5,277	15.1%	16.5%	15.8%	15.5%
% of FP17s for the same patient ID Re-attending between 3 & 9 months - Children	446	796	56.0%	58.4%	60.3%	58.8%
% of FP17s for the same patient ID Re-attending between 3 & 9 months - Adults	3,019	5,277	57.2%	52.0%	53.5%	51.1%
% of FP17s for Band 1 Urgent Courses	650	5,583	11.6%	9.8%	9.1%	9.0%
% of FP17s Relating to Free Repair or Replacements	55	5,583	1.0%	1.1%	1.0%	0.8%
% of FP17s Relating to Continuations	52	5,583	0.9%	1.2%	1.0%	0.9%
% of Patients satisfied with the dentistry they have received	8	8	N/A	93.5%	93.6%	93.3%
% of Patients satisfied with the time they had to wait for an appointment	8	8	N/A	93.1%	89.8%	88.9%

* This is based on patients treated on this contract for their most recent course of treatment. Figures in italics indicate the base number of FP17s or Patient Questionnaire responses are less than 100. N/A is shown where the base number of responses is less than 10 during the period. % is calculated as Quantity/Base number*100

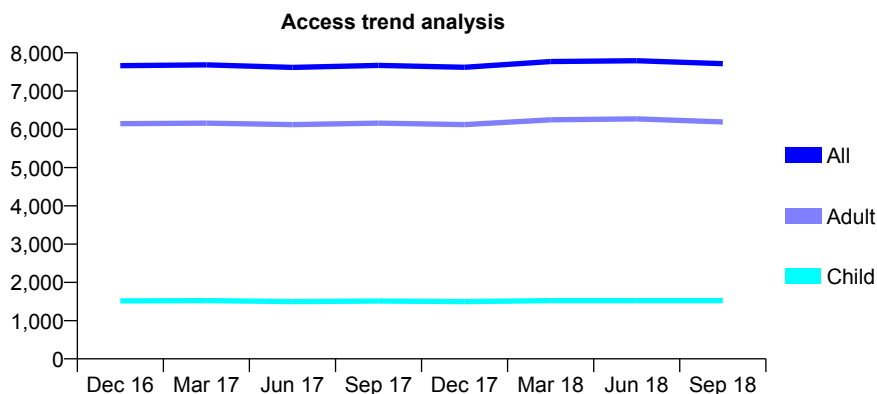
Q44 - Vital Signs At a Glance Contract Report for 107689/0001 - September 2018

Name or company name	Glencairn Dental Practice
Contract type name	GDS Contract
Purpose of contract	General
Contract start date	01/08/2006
Contract end date	

18/19 Contracted general activity (UDA)	21,897
Carry forward general activity (UDA)	0
18/19 Contracted orthodontic activity (UOA)	0
Carry forward orthodontic activity (UOA)	0
Baseline contract value	£605,011.52

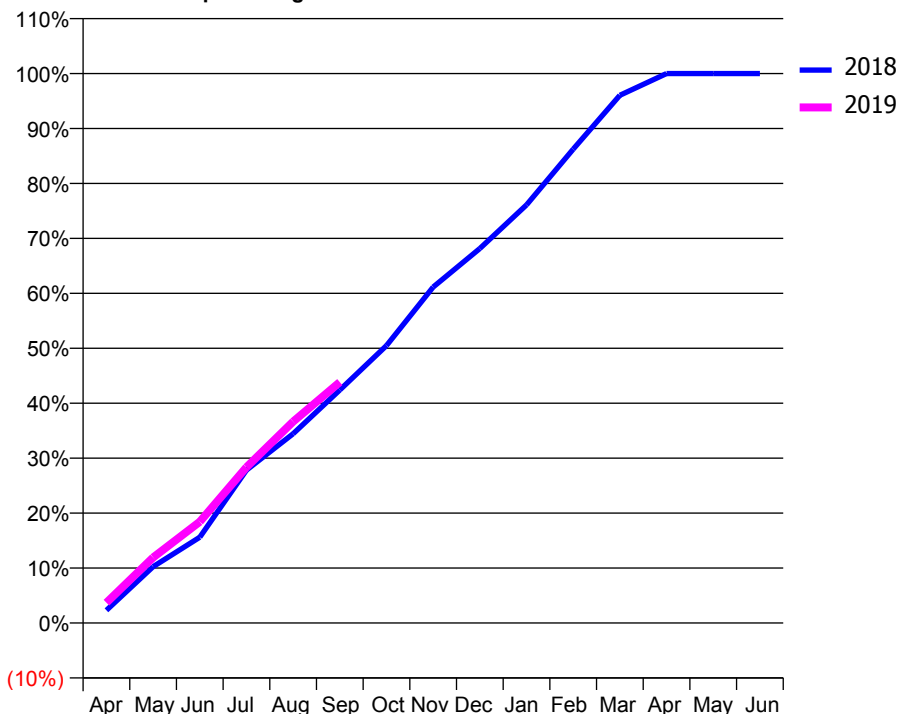
ACCESS*

Patients seen in 24 months	Total	Change since previous quarter
Quarter ending September 2017	7,672	
Quarter ending December 2017	7,621	→
Quarter ending March 2018	7,771	→
Quarter ending June 2018	7,794	→
Quarter ending September 2018	7,715	↓
Variance since September 2017	0.6%	→



ACTIVITY

Cumulative percentage of contracted UDA delivered 2018 & 2019



Adjusted Scheduled Activity (UDA)

Month	2018	2019
April	508	812
May	2,247	2,614
June	3,423	4,034
July	6,100	6,208
August	7,554	8,026
September	9,302	9,597
October	11,075	
November	13,408	
December	14,945	
January	16,689	
February	18,911	
March	21,063	
April	21,928	
May	21,929	
June	21,932	

QUALITY

	Quantity	Base Number	Contract	AT	Region	England
% of FP17s for the same patient ID Re-attending within 3 months - Children	182	1,296	14.0%	11.6%	12.2%	11.6%
% of FP17s for the same patient ID Re-attending within 3 months - Adults	838	4,581	18.3%	16.5%	15.8%	15.5%
% of FP17s for the same patient ID Re-attending between 3 & 9 months - Children	761	1,296	58.7%	58.4%	60.3%	58.8%
% of FP17s for the same patient ID Re-attending between 3 & 9 months - Adults	2,588	4,581	56.5%	52.0%	53.5%	51.1%
% of FP17s for Band 1 Urgent Courses	724	5,336	13.6%	9.8%	9.1%	9.0%
% of FP17s Relating to Free Repair or Replacements	173	5,336	3.2%	1.1%	1.0%	0.8%
% of FP17s Relating to Continuations	65	5,336	1.2%	1.2%	1.0%	0.9%
% of Patients satisfied with the dentistry they have received	8	10	80.0%	93.5%	93.6%	93.3%
% of Patients satisfied with the time they had to wait for an appointment	8	10	80.0%	93.1%	89.8%	88.9%

* This is based on patients treated on this contract for their most recent course of treatment. Figures in italics indicate the base number of FP17s or Patient Questionnaire responses are less than 100. N/A is shown where the base number of responses is less than 10 during the period. % is calculated as Quantity/Base number*100

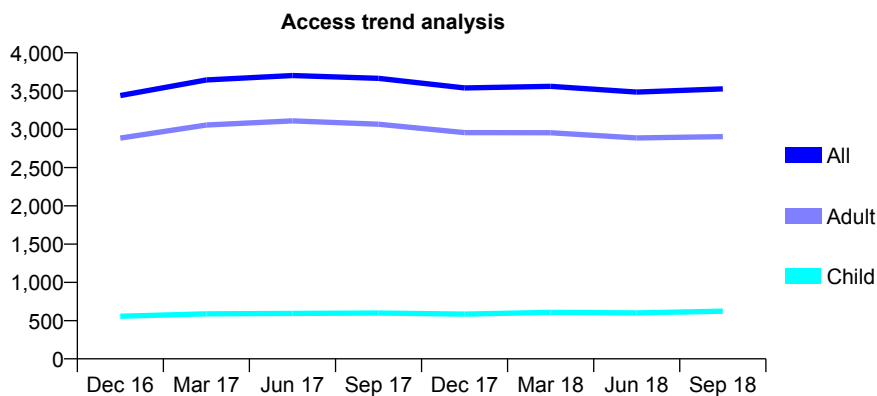
Q44 - Vital Signs At a Glance Contract Report for 108170/0001 - September 2018

Name or company name	Kingsway Dental Practice
Contract type name	GDS Contract
Purpose of contract	General
Contract start date	01/07/2015
Contract end date	

18/19 Contracted general activity (UDA)	12,770
Carry forward general activity (UDA)	118
18/19 Contracted orthodontic activity (UOA)	0
Carry forward orthodontic activity (UOA)	0
Baseline contract value	£304,531.92

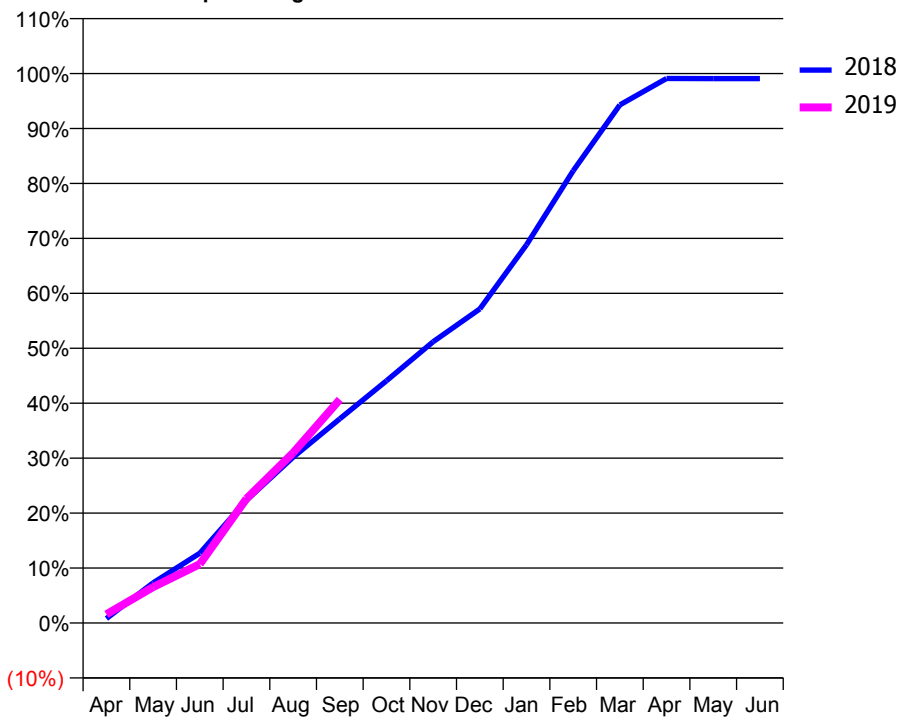
ACCESS*

Patients seen in 24 months	Total	Change since previous quarter
Quarter ending September 2017	3,666	
Quarter ending December 2017	3,541	↓
Quarter ending March 2018	3,562	→
Quarter ending June 2018	3,487	↓
Quarter ending September 2018	3,528	→
Variance since September 2017	(3.8%)	↓



ACTIVITY

Cumulative percentage of contracted UDA delivered 2018 & 2019



Adjusted Scheduled Activity (UDA)

Month	2018	2019
April	103	203
May	934	836
June	1,621	1,367
July	2,851	2,888
August	3,853	3,956
September	4,746	5,197
October	5,631	
November	6,536	
December	7,299	
January	8,789	
February	10,511	
March	12,041	
April	12,654	
May	12,651	
June	12,652	

QUALITY

	Quantity	Base Number	Contract	AT	Region	England
% of FP17s for the same patient ID Re-attending within 3 months - Children	28	444	6.3%	11.6%	12.2%	11.6%
% of FP17s for the same patient ID Re-attending within 3 months - Adults	415	2,365	17.5%	16.5%	15.8%	15.5%
% of FP17s for the same patient ID Re-attending between 3 & 9 months - Children	224	444	50.5%	58.4%	60.3%	58.8%
% of FP17s for the same patient ID Re-attending between 3 & 9 months - Adults	1,287	2,365	54.4%	52.0%	53.5%	51.1%
% of FP17s for Band 1 Urgent Courses	233	2,566	9.1%	9.8%	9.1%	9.0%
% of FP17s Relating to Free Repair or Replacements	32	2,566	1.2%	1.1%	1.0%	0.8%
% of FP17s Relating to Continuations	65	2,566	2.5%	1.2%	1.0%	0.9%
% of Patients satisfied with the dentistry they have received	5	5	N/A	93.5%	93.6%	93.3%
% of Patients satisfied with the time they had to wait for an appointment	5	5	N/A	93.1%	89.8%	88.9%

* This is based on patients treated on this contract for their most recent course of treatment. Figures in italics indicate the base number of FP17s or Patient Questionnaire responses are less than 100. N/A is shown where the base number of responses is less than 10 during the period. % is calculated as Quantity/Base number*100

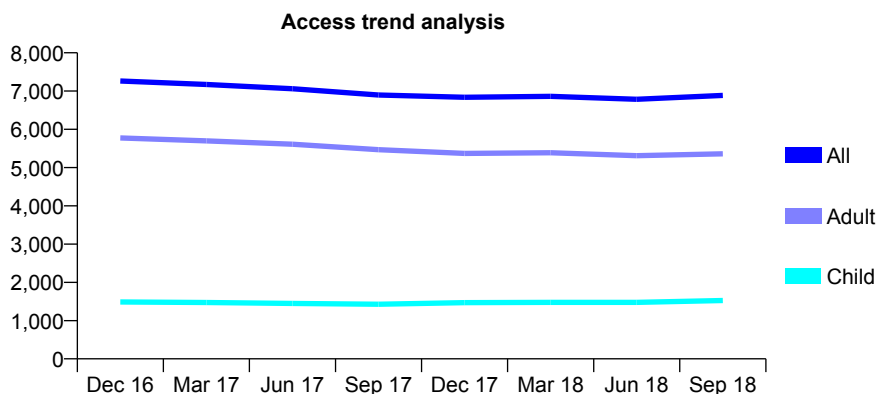
Q44 - Vital Signs At a Glance Contract Report for 108960/0001 - September 2018

Name or company name	Harbour Dental Practice
Contract type name	GDS Contract
Purpose of contract	General
Contract start date	01/01/2014
Contract end date	

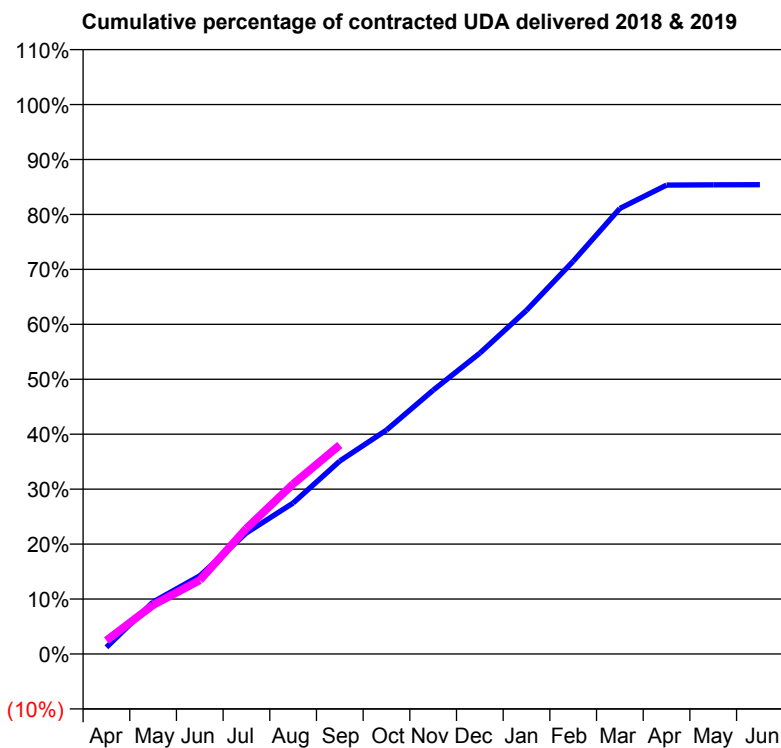
18/19 Contracted general activity (UDA)	20,753
Carry forward general activity (UDA)	0
18/19 Contracted orthodontic activity (UOA)	0
Carry forward orthodontic activity (UOA)	0
Baseline contract value	£613,240.48

ACCESS*

Patients seen in 24 months	Total	Change since previous quarter
Quarter ending September 2017	6,896	
Quarter ending December 2017	6,839	→
Quarter ending March 2018	6,863	→
Quarter ending June 2018	6,785	↓
Quarter ending September 2018	6,885	→
Variance since September 2017	(0.2%)	→



ACTIVITY



Month	Adjusted Scheduled Activity (UDA)	
	2018	2019
April	255	512
May	1,968	1,851
June	2,956	2,787
July	4,577	4,748
August	5,704	6,423
September	7,288	7,895
October	8,457	
November	9,962	
December	11,366	
January	12,979	
February	14,834	
March	16,830	
April	17,712	
May	17,721	
June	17,727	

QUALITY

	Quantity	Base Number	Contract	AT	Region	England
% of FP17s for the same patient ID Re-attending within 3 months - Children	112	1,257	8.9%	11.6%	12.2%	11.6%
% of FP17s for the same patient ID Re-attending within 3 months - Adults	830	4,017	20.7%	16.5%	15.8%	15.5%
% of FP17s for the same patient ID Re-attending between 3 & 9 months - Children	731	1,257	58.2%	58.4%	60.3%	58.8%
% of FP17s for the same patient ID Re-attending between 3 & 9 months - Adults	2,192	4,017	54.6%	52.0%	53.5%	51.1%
% of FP17s for Band 1 Urgent Courses	382	3,846	9.9%	9.8%	9.1%	9.0%
% of FP17s Relating to Free Repair or Replacements	49	3,846	1.3%	1.1%	1.0%	0.8%
% of FP17s Relating to Continuations	80	3,846	2.1%	1.2%	1.0%	0.9%
% of Patients satisfied with the dentistry they have received	2	2	N/A	93.5%	93.6%	93.3%
% of Patients satisfied with the time they had to wait for an appointment	2	2	N/A	93.1%	89.8%	88.9%

* This is based on patients treated on this contract for their most recent course of treatment. Figures in italics indicate the base number of FP17s or Patient Questionnaire responses are less than 100. N/A is shown where the base number of responses is less than 10 during the period. % is calculated as Quantity/Base number*100

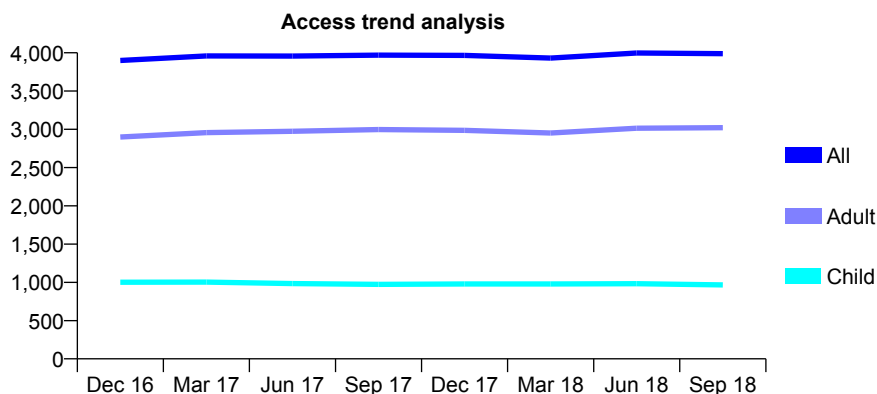
Q44 - Vital Signs At a Glance Contract Report for 109363/0001 - September 2018

Name or company name	Dane Bank House Dental Practice
Contract type name	GDS Contract
Purpose of contract	General
Contract start date	01/04/2014
Contract end date	

18/19 Contracted general activity (UDA)	13,460
Carry forward general activity (UDA)	0
18/19 Contracted orthodontic activity (UOA)	0
Carry forward orthodontic activity (UOA)	0
Baseline contract value	£320,479.92

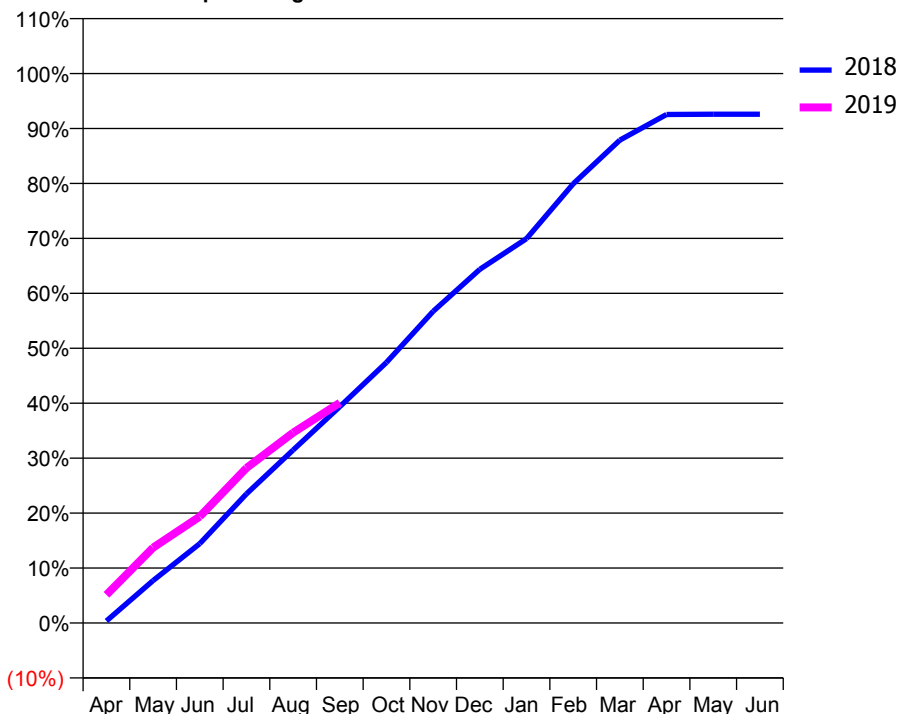
ACCESS*

Patients seen in 24 months	Total	Change since previous quarter
Quarter ending September 2017	3,970	
Quarter ending December 2017	3,966	→
Quarter ending March 2018	3,931	→
Quarter ending June 2018	3,998	→
Quarter ending September 2018	3,988	→
Variance since September 2017	0.5%	→



ACTIVITY

Cumulative percentage of contracted UDA delivered 2018 & 2019



Adjusted Scheduled Activity (UDA)

Month	2018	2019
April	51	691
May	1,041	1,848
June	1,944	2,607
July	3,163	3,797
August	4,237	4,661
September	5,299	5,393
October	6,385	
November	7,635	
December	8,664	
January	9,416	
February	10,759	
March	11,829	
April	12,455	
May	12,463	
June	12,462	

QUALITY

	Quantity	Base Number	Contract	AT	Region	England
% of FP17s for the same patient ID Re-attending within 3 months - Children	42	757	5.5%	11.6%	12.2%	11.6%
% of FP17s for the same patient ID Re-attending within 3 months - Adults	214	2,075	10.3%	16.5%	15.8%	15.5%
% of FP17s for the same patient ID Re-attending between 3 & 9 months - Children	538	757	71.1%	58.4%	60.3%	58.8%
% of FP17s for the same patient ID Re-attending between 3 & 9 months - Adults	1,319	2,075	63.6%	52.0%	53.5%	51.1%
% of FP17s for Band 1 Urgent Courses	111	2,567	4.3%	9.8%	9.1%	9.0%
% of FP17s Relating to Free Repair or Replacements	45	2,567	1.8%	1.1%	1.0%	0.8%
% of FP17s Relating to Continuations	15	2,567	0.6%	1.2%	1.0%	0.9%
% of Patients satisfied with the dentistry they have received	2	2	N/A	93.5%	93.6%	93.3%
% of Patients satisfied with the time they had to wait for an appointment	1	2	N/A	93.1%	89.8%	88.9%

* This is based on patients treated on this contract for their most recent course of treatment. Figures in italics indicate the base number of FP17s or Patient Questionnaire responses are less than 100. N/A is shown where the base number of responses is less than 10 during the period. % is calculated as Quantity/Base number*100

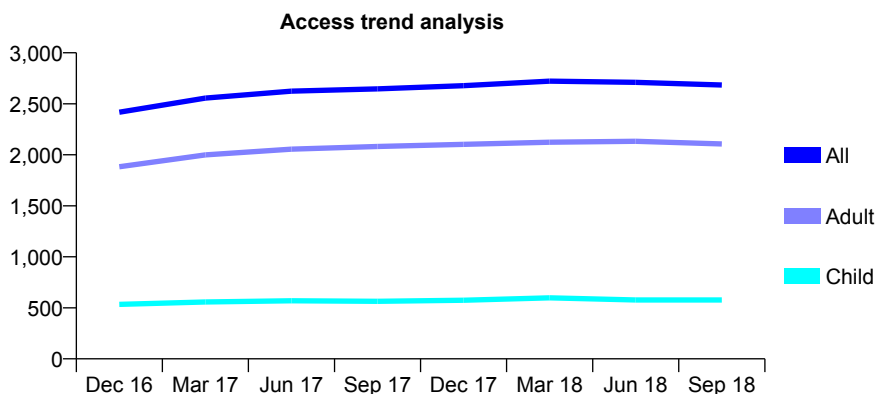
Q44 - Vital Signs At a Glance Contract Report for 109479/0001 - September 2018

Name or company name	Dental Care Neston
Contract type name	GDS Contract
Purpose of contract	General
Contract start date	16/05/2013
Contract end date	

18/19 Contracted general activity (UDA)	7,195
Carry forward general activity (UDA)	0
18/19 Contracted orthodontic activity (UOA)	0
Carry forward orthodontic activity (UOA)	0
Baseline contract value	£205,618.17

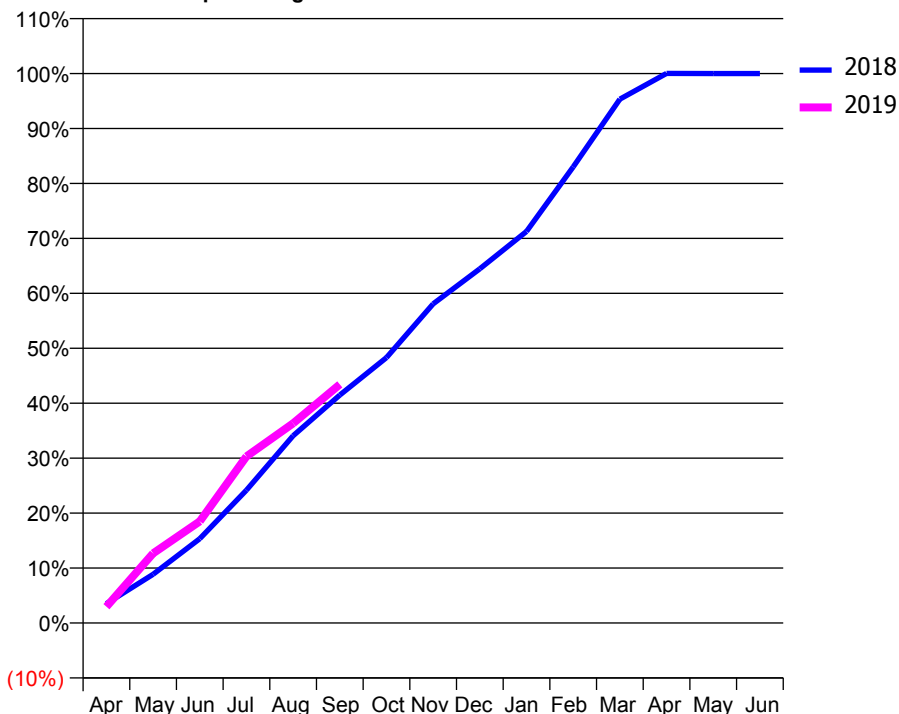
ACCESS*

Patients seen in 24 months	Total	Change since previous quarter
Quarter ending September 2017	2,646	
Quarter ending December 2017	2,678	→
Quarter ending March 2018	2,722	→
Quarter ending June 2018	2,710	→
Quarter ending September 2018	2,684	→
Variance since September 2017	1.4%	→



ACTIVITY

Cumulative percentage of contracted UDA delivered 2018 & 2019



Month	Adjusted Scheduled Activity (UDA)	
	2018	2019
April	258	214
May	648	912
June	1,122	1,331
July	1,767	2,182
August	2,491	2,615
September	3,032	3,125
October	3,529	
November	4,244	
December	4,710	
January	5,207	
February	6,065	
March	6,965	
April	7,308	
May	7,307	
June	7,307	

QUALITY

	Quantity	Base Number	Contract	AT	Region	England
% of FP17s for the same patient ID Re-attending within 3 months - Children	65	469	13.9%	11.6%	12.2%	11.6%
% of FP17s for the same patient ID Re-attending within 3 months - Adults	307	1,609	19.1%	16.5%	15.8%	15.5%
% of FP17s for the same patient ID Re-attending between 3 & 9 months - Children	297	469	63.3%	58.4%	60.3%	58.8%
% of FP17s for the same patient ID Re-attending between 3 & 9 months - Adults	957	1,609	59.5%	52.0%	53.5%	51.1%
% of FP17s for Band 1 Urgent Courses	153	1,602	9.6%	9.8%	9.1%	9.0%
% of FP17s Relating to Free Repair or Replacements	29	1,602	1.8%	1.1%	1.0%	0.8%
% of FP17s Relating to Continuations	7	1,602	0.4%	1.2%	1.0%	0.9%
% of Patients satisfied with the dentistry they have received	4	4	N/A	93.5%	93.6%	93.3%
% of Patients satisfied with the time they had to wait for an appointment	4	4	N/A	93.1%	89.8%	88.9%

* This is based on patients treated on this contract for their most recent course of treatment. Figures in italics indicate the base number of FP17s or Patient Questionnaire responses are less than 100. N/A is shown where the base number of responses is less than 10 during the period. % is calculated as Quantity/Base number*100

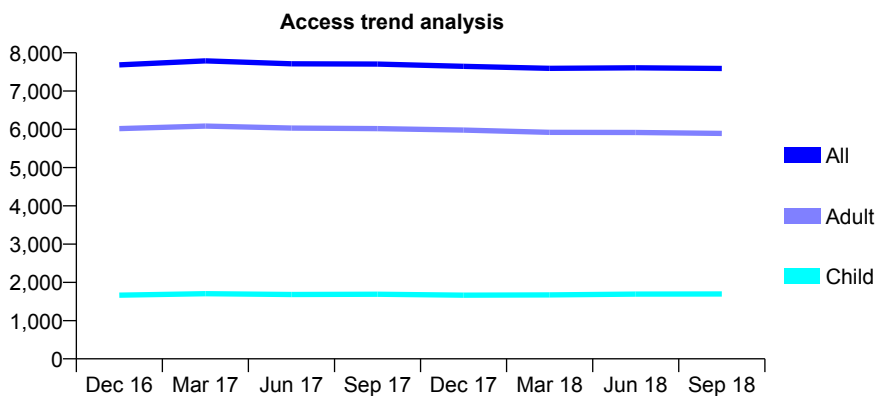
Q44 - Vital Signs At a Glance Contract Report for 109886/0001 - September 2018

Name or company name	Eastham Dental Practice
Contract type name	GDS Contract
Purpose of contract	General
Contract start date	01/04/2006
Contract end date	

18/19 Contracted general activity (UDA)	22,917
Carry forward general activity (UDA)	0
18/19 Contracted orthodontic activity (UOA)	0
Carry forward orthodontic activity (UOA)	0
Baseline contract value	£674,535.89

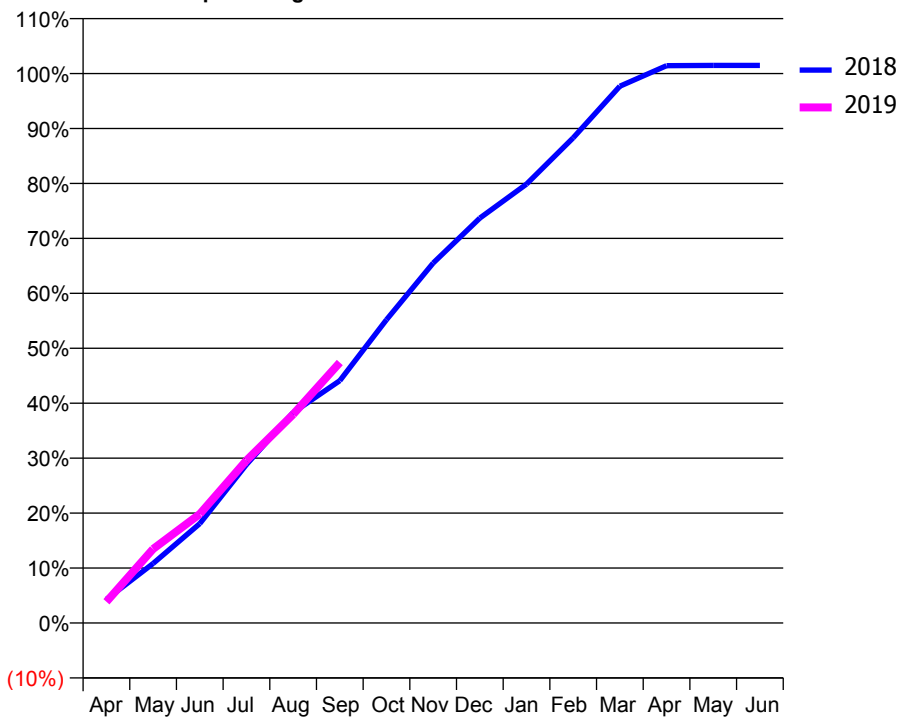
ACCESS*

Patients seen in 24 months	Total	Change since previous quarter
Quarter ending September 2017	7,705	
Quarter ending December 2017	7,645	→
Quarter ending March 2018	7,593	→
Quarter ending June 2018	7,609	→
Quarter ending September 2018	7,589	→
Variance since September 2017	(1.5%)	↓



ACTIVITY

Cumulative percentage of contracted UDA delivered 2018 & 2019



Adjusted Scheduled Activity (UDA)

Month	2018	2019
April	988	887
May	2,489	3,090
June	4,153	4,549
July	6,618	6,783
August	8,788	8,699
September	10,119	10,864
October	12,664	
November	15,035	
December	16,908	
January	18,332	
February	20,264	
March	22,416	
April	23,272	
May	23,288	
June	23,285	

QUALITY

	Quantity	Base Number	Contract	AT	Region	England
% of FP17s for the same patient ID Re-attending within 3 months - Children	95	1,343	7.1%	11.6%	12.2%	11.6%
% of FP17s for the same patient ID Re-attending within 3 months - Adults	631	4,421	14.3%	16.5%	15.8%	15.5%
% of FP17s for the same patient ID Re-attending between 3 & 9 months - Children	811	1,343	60.4%	58.4%	60.3%	58.8%
% of FP17s for the same patient ID Re-attending between 3 & 9 months - Adults	2,778	4,421	62.8%	52.0%	53.5%	51.1%
% of FP17s for Band 1 Urgent Courses	442	4,837	9.1%	9.8%	9.1%	9.0%
% of FP17s Relating to Free Repair or Replacements	50	4,837	1.0%	1.1%	1.0%	0.8%
% of FP17s Relating to Continuations	70	4,837	1.4%	1.2%	1.0%	0.9%
% of Patients satisfied with the dentistry they have received	11	11	100.0%	93.5%	93.6%	93.3%
% of Patients satisfied with the time they had to wait for an appointment	10	11	90.9%	93.1%	89.8%	88.9%

* This is based on patients treated on this contract for their most recent course of treatment. Figures in italics indicate the base number of FP17s or Patient Questionnaire responses are less than 100. N/A is shown where the base number of responses is less than 10 during the period. % is calculated as Quantity/Base number*100

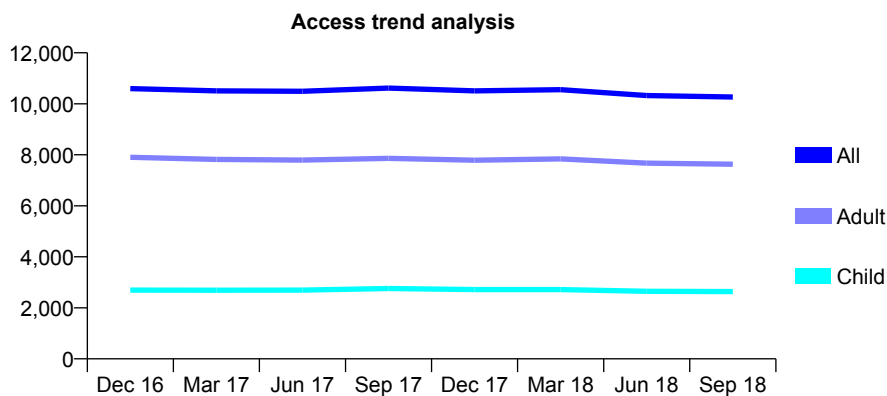
Q44 - Vital Signs At a Glance Contract Report for 11236/0001 - September 2018

Name or company name	Padgate (No 1) Limited
Contract type name	GDS Contract
Purpose of contract	General
Contract start date	01/11/2007
Contract end date	

18/19 Contracted general activity (UDA)	28,655
Carry forward general activity (UDA)	48
18/19 Contracted orthodontic activity (UOA)	0
Carry forward orthodontic activity (UOA)	0
Baseline contract value	£810,060.03

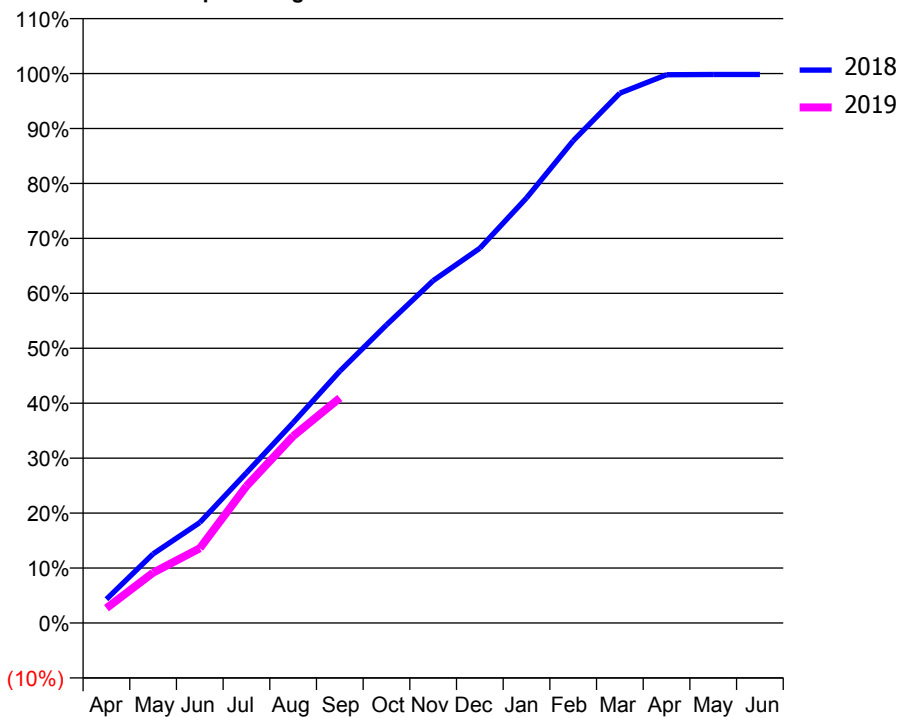
ACCESS*

Patients seen in 24 months	Total	Change since previous quarter
Quarter ending September 2017	10,615	
Quarter ending December 2017	10,505	↓
Quarter ending March 2018	10,554	→
Quarter ending June 2018	10,322	↓
Quarter ending September 2018	10,268	→
Variance since September 2017	(3.3%)	↓



ACTIVITY

Cumulative percentage of contracted UDA delivered 2018 & 2019



QUALITY

	Quantity	Base Number	Contract	AT	Region	England
% of FP17s for the same patient ID Re-attending within 3 months - Children	94	1,568	6.0%	11.6%	12.2%	11.6%
% of FP17s for the same patient ID Re-attending within 3 months - Adults	463	4,211	11.0%	16.5%	15.8%	15.5%
% of FP17s for the same patient ID Re-attending between 3 & 9 months - Children	743	1,568	47.4%	58.4%	60.3%	58.8%
% of FP17s for the same patient ID Re-attending between 3 & 9 months - Adults	1,951	4,211	46.3%	52.0%	53.5%	51.1%
% of FP17s for Band 1 Urgent Courses	286	5,393	5.3%	9.8%	9.1%	9.0%
% of FP17s Relating to Free Repair or Replacements	30	5,393	0.6%	1.1%	1.0%	0.8%
% of FP17s Relating to Continuations	68	5,393	1.3%	1.2%	1.0%	0.9%
% of Patients satisfied with the dentistry they have received	4	5	N/A	93.5%	93.6%	93.3%
% of Patients satisfied with the time they had to wait for an appointment	4	5	N/A	93.1%	89.8%	88.9%

* This is based on patients treated on this contract for their most recent course of treatment. Figures in italics indicate the base number of FP17s or Patient Questionnaire responses are less than 100. N/A is shown where the base number of responses is less than 10 during the period. % is calculated as Quantity/Base number*100

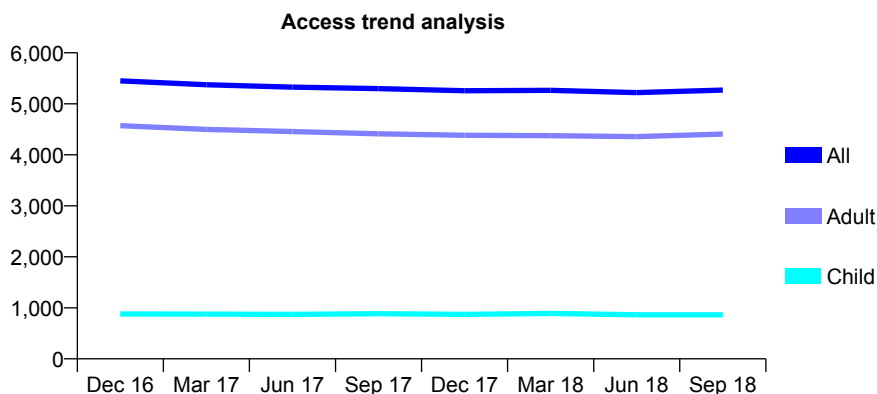
Q44 - Vital Signs At a Glance Contract Report for 114162/0001 - September 2018

Name or company name	Bankhouse Dental Practice
Contract type name	GDS Contract
Purpose of contract	General
Contract start date	01/04/2009
Contract end date	

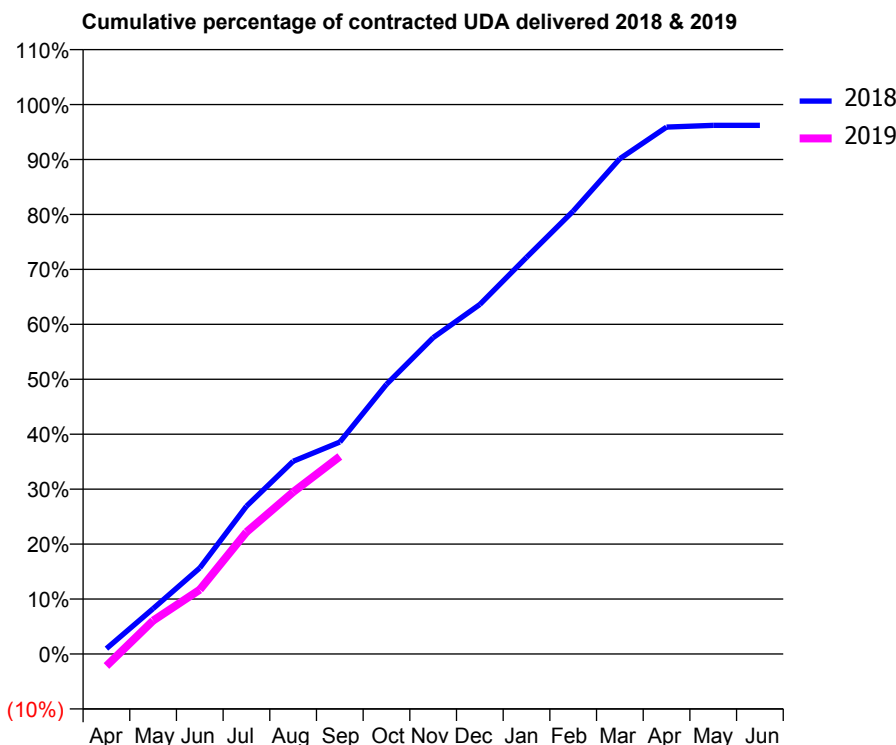
18/19 Contracted general activity (UDA)	13,669
Carry forward general activity (UDA)	517
18/19 Contracted orthodontic activity (UOA)	0
Carry forward orthodontic activity (UOA)	0
Baseline contract value	£325,140.92

ACCESS*

Patients seen in 24 months	Total	Change since previous quarter
Quarter ending September 2017	5,298	
Quarter ending December 2017	5,256	→
Quarter ending March 2018	5,265	→
Quarter ending June 2018	5,219	→
Quarter ending September 2018	5,269	→
Variance since September 2017	(0.5%)	→



ACTIVITY



Month	Adjusted Scheduled Activity (UDA)	
	2018	2019
April	134	-300
May	1,131	831
June	2,141	1,602
July	3,676	3,035
August	4,793	4,028
September	5,274	4,915
October	6,710	
November	7,869	
December	8,696	
January	9,865	
February	11,018	
March	12,323	
April	13,107	
May	13,149	
June	13,152	

QUALITY

	Quantity	Base Number	Contract	AT	Region	England
% of FP17s for the same patient ID Re-attending within 3 months - Children	39	543	7.2%	11.6%	12.2%	11.6%
% of FP17s for the same patient ID Re-attending within 3 months - Adults	330	2,702	12.2%	16.5%	15.8%	15.5%
% of FP17s for the same patient ID Re-attending between 3 & 9 months - Children	247	543	45.5%	58.4%	60.3%	58.8%
% of FP17s for the same patient ID Re-attending between 3 & 9 months - Adults	1,225	2,702	45.3%	52.0%	53.5%	51.1%
% of FP17s for Band 1 Urgent Courses	234	2,346	10.0%	9.8%	9.1%	9.0%
% of FP17s Relating to Free Repair or Replacements	11	2,346	0.5%	1.1%	1.0%	0.8%
% of FP17s Relating to Continuations	30	2,346	1.3%	1.2%	1.0%	0.9%
% of Patients satisfied with the dentistry they have received	9	9	N/A	93.5%	93.6%	93.3%
% of Patients satisfied with the time they had to wait for an appointment	9	9	N/A	93.1%	89.8%	88.9%

* This is based on patients treated on this contract for their most recent course of treatment. Figures in italics indicate the base number of FP17s or Patient Questionnaire responses are less than 100. N/A is shown where the base number of responses is less than 10 during the period. % is calculated as Quantity/Base number*100

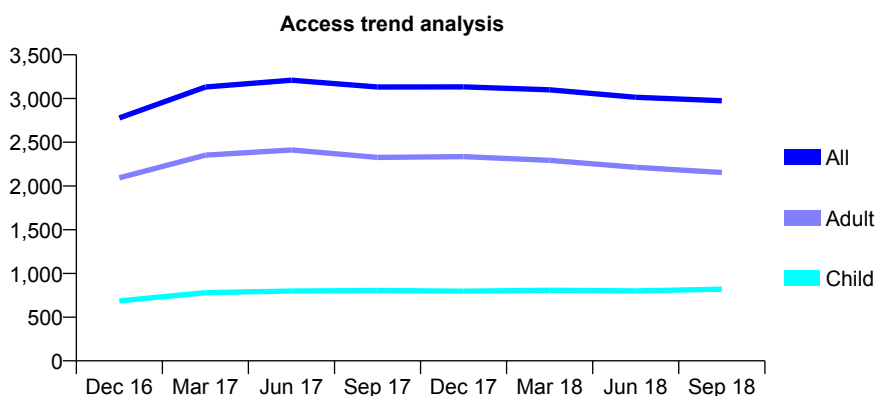
Q44 - Vital Signs At a Glance Contract Report for 115819/0001 - September 2018

Name or company name	Cotswold Dental Practice
Contract type name	GDS Contract
Purpose of contract	General
Contract start date	01/07/2015
Contract end date	

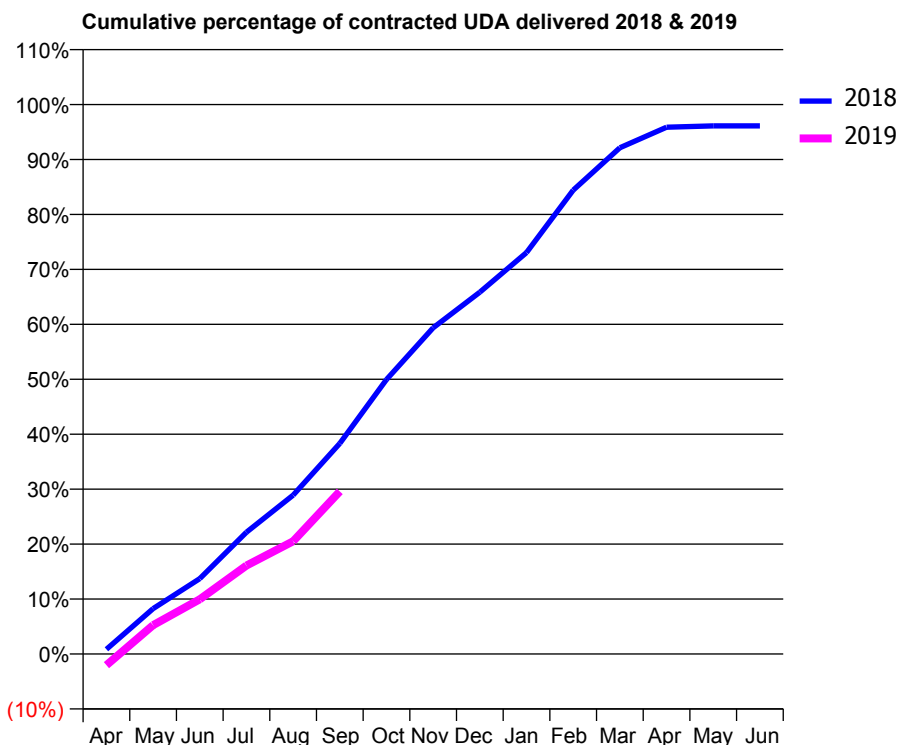
18/19 Contracted general activity (UDA)	9,974
Carry forward general activity (UDA)	387
18/19 Contracted orthodontic activity (UOA)	0
Carry forward orthodontic activity (UOA)	0
Baseline contract value	£303,628.50

ACCESS*

Patients seen in 24 months	Total	Change since previous quarter
Quarter ending September 2017	3,131	
Quarter ending December 2017	3,133	→
Quarter ending March 2018	3,100	↓
Quarter ending June 2018	3,014	↓
Quarter ending September 2018	2,974	↓
Variance since September 2017	(5.0%)	↓



ACTIVITY



Month	Adjusted Scheduled Activity (UDA)	
	2018	2019
April	86	-205
May	824	523
June	1,368	994
July	2,212	1,605
August	2,884	2,047
September	3,822	2,953
October	4,982	
November	5,922	
December	6,567	
January	7,286	
February	8,420	
March	9,190	
April	9,561	
May	9,587	
June	9,587	

QUALITY

	Quantity	Base Number	Contract	AT	Region	England
% of FP17s for the same patient ID Re-attending within 3 months - Children	33	469	7.0%	11.6%	12.2%	11.6%
% of FP17s for the same patient ID Re-attending within 3 months - Adults	239	1,212	19.7%	16.5%	15.8%	15.5%
% of FP17s for the same patient ID Re-attending between 3 & 9 months - Children	229	469	48.8%	58.4%	60.3%	58.8%
% of FP17s for the same patient ID Re-attending between 3 & 9 months - Adults	552	1,212	45.5%	52.0%	53.5%	51.1%
% of FP17s for Band 1 Urgent Courses	189	1,540	12.3%	9.8%	9.1%	9.0%
% of FP17s Relating to Free Repair or Replacements	17	1,540	1.1%	1.1%	1.0%	0.8%
% of FP17s Relating to Continuations	36	1,540	2.3%	1.2%	1.0%	0.9%
% of Patients satisfied with the dentistry they have received	4	4	N/A	93.5%	93.6%	93.3%
% of Patients satisfied with the time they had to wait for an appointment	4	4	N/A	93.1%	89.8%	88.9%

* This is based on patients treated on this contract for their most recent course of treatment. Figures in italics indicate the base number of FP17s or Patient Questionnaire responses are less than 100. N/A is shown where the base number of responses is less than 10 during the period. % is calculated as Quantity/Base number*100

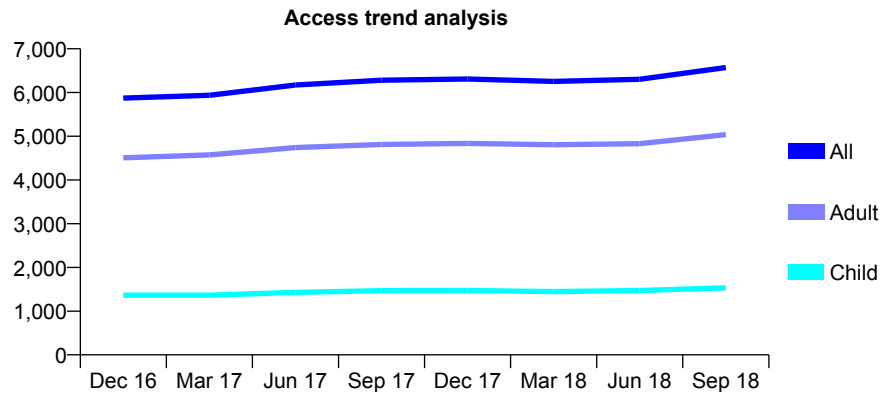
Q44 - Vital Signs At a Glance Contract Report for 116203/0001 - September 2018

Name or company name	Paddock Dental Practice
Contract type name	GDS Contract
Purpose of contract	General
Contract start date	01/04/2014
Contract end date	

18/19 Contracted general activity (UDA)	16,250
Carry forward general activity (UDA)	177
18/19 Contracted orthodontic activity (UOA)	0
Carry forward orthodontic activity (UOA)	0
Baseline contract value	£423,352.95

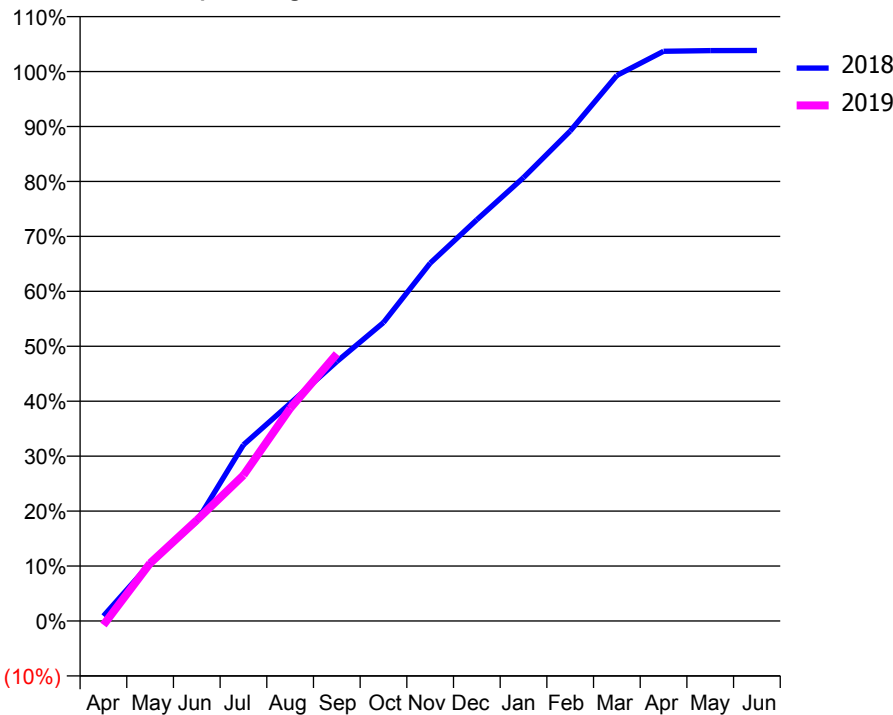
ACCESS*

Patients seen in 24 months	Total	Change since previous quarter
Quarter ending September 2017	6,281	
Quarter ending December 2017	6,308	→
Quarter ending March 2018	6,253	→
Quarter ending June 2018	6,302	→
Quarter ending September 2018	6,570	↑
Variance since September 2017	4.6%	↑



ACTIVITY

Cumulative percentage of contracted UDA delivered 2018 & 2019



Month	Adjusted Scheduled Activity (UDA)	
	2018	2019
April	149	-122
May	1,702	1,710
June	2,946	2,982
July	5,210	4,313
August	6,435	6,286
September	7,673	7,899
October	8,829	
November	10,581	
December	11,866	
January	13,115	
February	14,490	
March	16,136	
April	16,849	
May	16,870	
June	16,871	

QUALITY

	Quantity	Base Number	Contract	AT	Region	England
% of FP17s for the same patient ID Re-attending within 3 months - Children	91	1,283	7.1%	11.6%	12.2%	11.6%
% of FP17s for the same patient ID Re-attending within 3 months - Adults	449	3,681	12.2%	16.5%	15.8%	15.5%
% of FP17s for the same patient ID Re-attending between 3 & 9 months - Children	798	1,283	62.2%	58.4%	60.3%	58.8%
% of FP17s for the same patient ID Re-attending between 3 & 9 months - Adults	1,894	3,681	51.5%	52.0%	53.5%	51.1%
% of FP17s for Band 1 Urgent Courses	497	4,592	10.8%	9.8%	9.1%	9.0%
% of FP17s Relating to Free Repair or Replacements	36	4,592	0.8%	1.1%	1.0%	0.8%
% of FP17s Relating to Continuations	36	4,592	0.8%	1.2%	1.0%	0.9%
% of Patients satisfied with the dentistry they have received	3	4	N/A	93.5%	93.6%	93.3%
% of Patients satisfied with the time they had to wait for an appointment	4	4	N/A	93.1%	89.8%	88.9%

* This is based on patients treated on this contract for their most recent course of treatment. Figures in italics indicate the base number of FP17s or Patient Questionnaire responses are less than 100. N/A is shown where the base number of responses is less than 10 during the period. % is calculated as Quantity/Base number*100

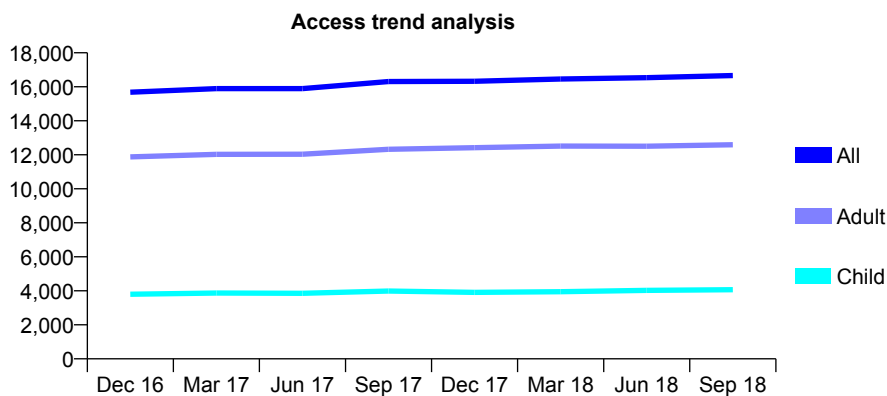
Q44 - Vital Signs At a Glance Contract Report for 116777/0001 - September 2018

Name or company name	Alchemy Dental Practice
Contract type name	GDS Contract
Purpose of contract	General
Contract start date	01/07/2008
Contract end date	

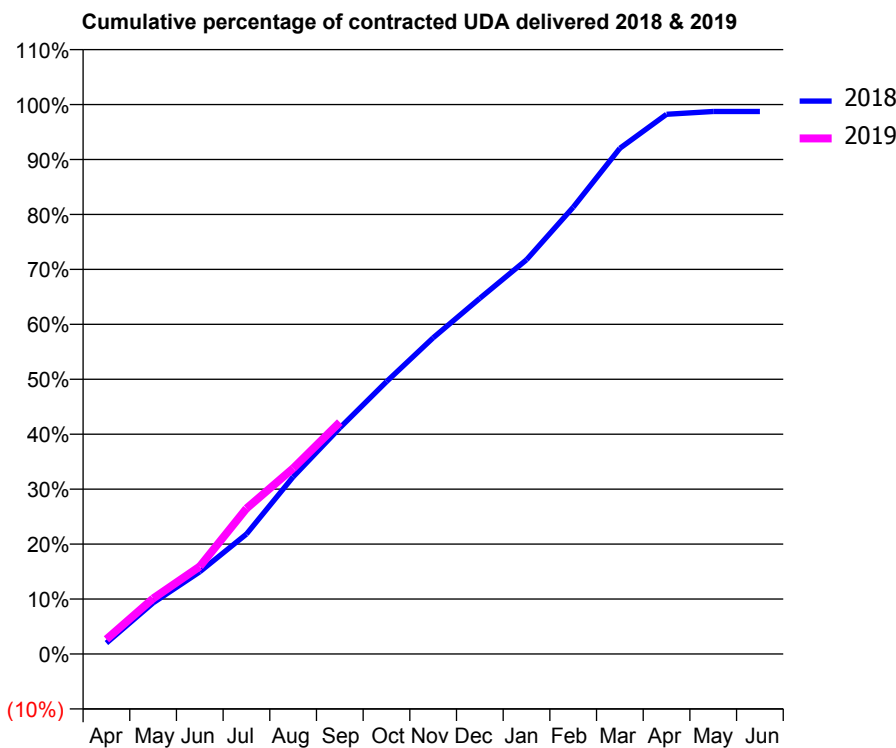
18/19 Contracted general activity (UDA)	36,546
Carry forward general activity (UDA)	0
18/19 Contracted orthodontic activity (UOA)	0
Carry forward orthodontic activity (UOA)	0
Baseline contract value	£981,586.24

ACCESS*

Patients seen in 24 months	Total	Change since previous quarter
Quarter ending September 2017	16,311	
Quarter ending December 2017	16,329	→
Quarter ending March 2018	16,462	→
Quarter ending June 2018	16,538	→
Quarter ending September 2018	16,665	→
Variance since September 2017	2.2%	↑



ACTIVITY



Month	Adjusted Scheduled Activity (UDA)	
	2018	2019
April	732	983
May	3,402	3,692
June	5,465	5,819
July	7,982	9,679
August	11,785	12,347
September	15,035	15,418
October	18,114	
November	21,028	
December	23,653	
January	26,220	
February	29,718	
March	33,636	
April	35,895	
May	36,084	
June	36,084	

QUALITY

	Quantity	Base Number	Contract	AT	Region	England
% of FP17s for the same patient ID Re-attending within 3 months - Children	195	2,414	8.1%	11.6%	12.2%	11.6%
% of FP17s for the same patient ID Re-attending within 3 months - Adults	1,134	6,858	16.5%	16.5%	15.8%	15.5%
% of FP17s for the same patient ID Re-attending between 3 & 9 months - Children	1,098	2,414	45.5%	58.4%	60.3%	58.8%
% of FP17s for the same patient ID Re-attending between 3 & 9 months - Adults	2,492	6,858	36.3%	52.0%	53.5%	51.1%
% of FP17s for Band 1 Urgent Courses	1,353	7,537	18.0%	9.8%	9.1%	9.0%
% of FP17s Relating to Free Repair or Replacements	24	7,537	0.3%	1.1%	1.0%	0.8%
% of FP17s Relating to Continuations	66	7,537	0.9%	1.2%	1.0%	0.9%
% of Patients satisfied with the dentistry they have received	26	27	96.3%	93.5%	93.6%	93.3%
% of Patients satisfied with the time they had to wait for an appointment	24	27	88.9%	93.1%	89.8%	88.9%

* This is based on patients treated on this contract for their most recent course of treatment. Figures in italics indicate the base number of FP17s or Patient Questionnaire responses are less than 100. N/A is shown where the base number of responses is less than 10 during the period. % is calculated as Quantity/Base number*100

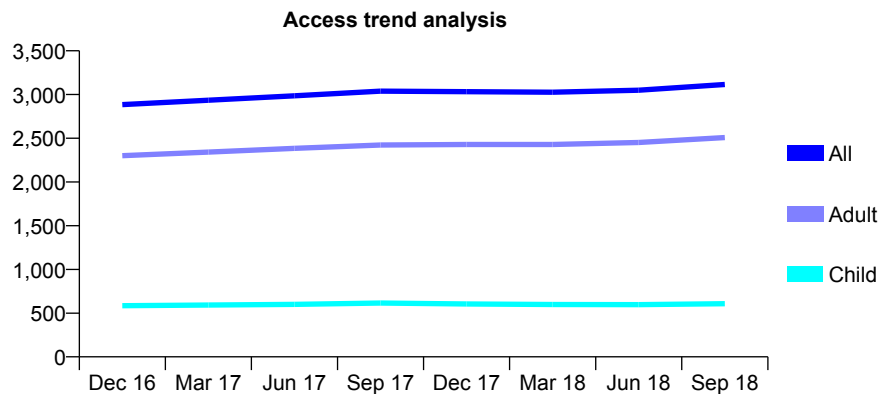
Q44 - Vital Signs At a Glance Contract Report for 120650/0001 - September 2018

Name or company name	Silk Dental Care Ltd
Contract type name	GDS Contract
Purpose of contract	General
Contract start date	01/04/2011
Contract end date	

18/19 Contracted general activity (UDA)	10,173
Carry forward general activity (UDA)	0
18/19 Contracted orthodontic activity (UOA)	0
Carry forward orthodontic activity (UOA)	0
Baseline contract value	£215,993.44

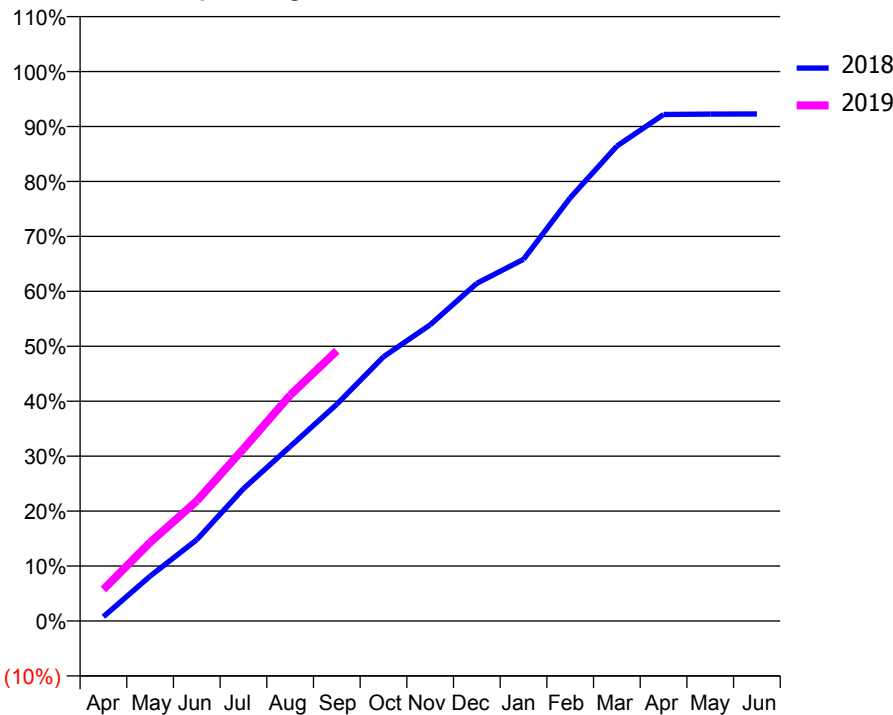
ACCESS*

Patients seen in 24 months	Total	Change since previous quarter
Quarter ending September 2017	3,039	
Quarter ending December 2017	3,033	→
Quarter ending March 2018	3,027	→
Quarter ending June 2018	3,049	→
Quarter ending September 2018	3,115	↑
Variance since September 2017	2.5%	↑



ACTIVITY

Cumulative percentage of contracted UDA delivered 2018 & 2019



Month	Adjusted Scheduled Activity (UDA)	
	2018	2019
April	80	584
May	831	1,455
June	1,506	2,223
July	2,451	3,189
August	3,230	4,181
September	4,012	5,003
October	4,891	
November	5,484	
December	6,251	
January	6,696	
February	7,834	
March	8,792	
April	9,378	
May	9,385	
June	9,388	

QUALITY

	Quantity	Base Number	Contract	AT	Region	England
% of FP17s for the same patient ID Re-attending within 3 months - Children	23	461	5.0%	11.6%	12.2%	11.6%
% of FP17s for the same patient ID Re-attending within 3 months - Adults	201	1,711	11.7%	16.5%	15.8%	15.5%
% of FP17s for the same patient ID Re-attending between 3 & 9 months - Children	302	461	65.5%	58.4%	60.3%	58.8%
% of FP17s for the same patient ID Re-attending between 3 & 9 months - Adults	720	1,711	42.1%	52.0%	53.5%	51.1%
% of FP17s for Band 1 Urgent Courses	97	1,942	5.0%	9.8%	9.1%	9.0%
% of FP17s Relating to Free Repair or Replacements	17	1,942	0.9%	1.1%	1.0%	0.8%
% of FP17s Relating to Continuations	31	1,942	1.6%	1.2%	1.0%	0.9%
% of Patients satisfied with the dentistry they have received	13	14	92.9%	93.5%	93.6%	93.3%
% of Patients satisfied with the time they had to wait for an appointment	12	14	85.7%	93.1%	89.8%	88.9%

* This is based on patients treated on this contract for their most recent course of treatment. Figures in italics indicate the base number of FP17s or Patient Questionnaire responses are less than 100. N/A is shown where the base number of responses is less than 10 during the period. % is calculated as Quantity/Base number*100

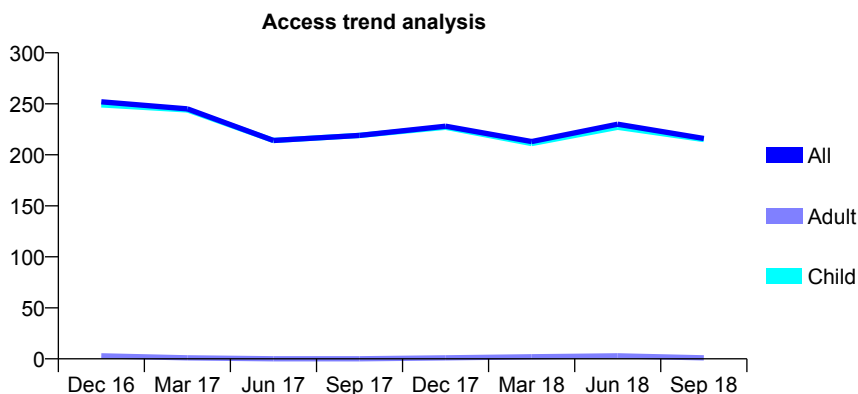
Q44 - Vital Signs At a Glance Contract Report for 127213/0001 - September 2018

Name or company name	Wirral Community NHS Trust
Contract type name	PDS Contract
Purpose of contract	General
Contract start date	01/04/2015
Contract end date	31/03/2020

18/19 Contracted general activity (UDA)	4,000
Carry forward general activity (UDA)	0
18/19 Contracted orthodontic activity (UOA)	0
Carry forward orthodontic activity (UOA)	0
Baseline contract value	£801,963.01

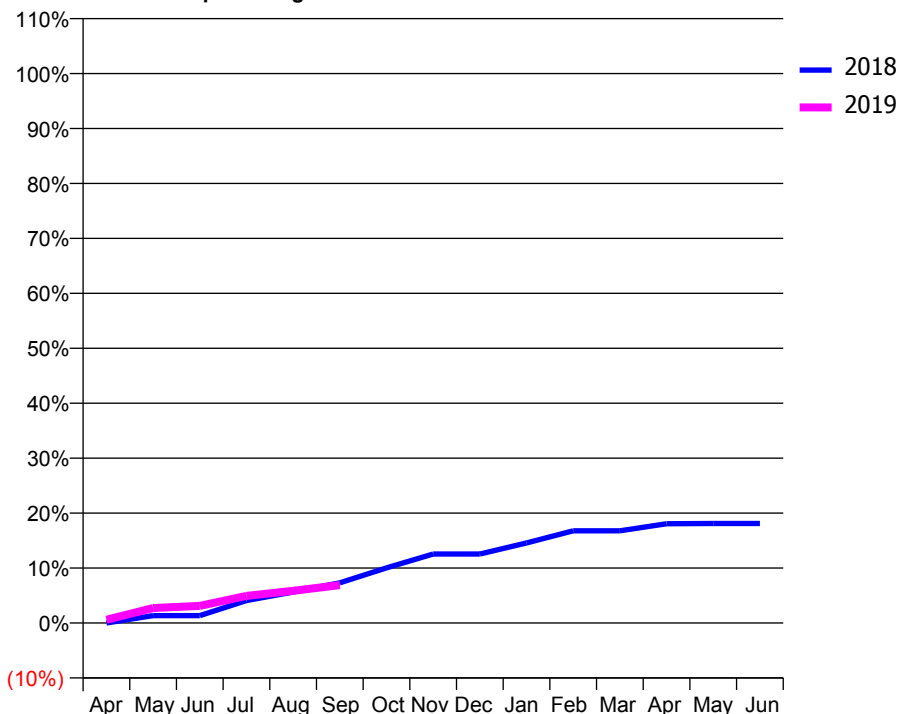
ACCESS*

Patients seen in 24 months	Total	Change since previous quarter
Quarter ending September 2017	219	
Quarter ending December 2017	228	↑
Quarter ending March 2018	213	↓
Quarter ending June 2018	230	↑
Quarter ending September 2018	216	↓
Variance since September 2017	(1.4%)	↓



ACTIVITY

Cumulative percentage of contracted UDA delivered 2018 & 2019



Month	Adjusted Scheduled Activity (UDA)	
	2018	2019
April	0	24
May	54	109
June	54	125
July	164	198
August	226	234
September	293	276
October	401	
November	502	
December	502	
January	583	
February	671	
March	671	
April	723	
May	725	
June	725	

QUALITY

	Quantity	Base Number	Contract	AT	Region	England
% of FP17s for the same patient ID Re-attending within 3 months - Children	0	119	0.0%	11.6%	12.2%	11.6%
% of FP17s for the same patient ID Re-attending within 3 months - Adults	0	0	N/A	16.5%	15.8%	15.5%
% of FP17s for the same patient ID Re-attending between 3 & 9 months - Children	0	119	0.0%	58.4%	60.3%	58.8%
% of FP17s for the same patient ID Re-attending between 3 & 9 months - Adults	0	0	N/A	52.0%	53.5%	51.1%
% of FP17s for Band 1 Urgent Courses	0	94	0.0%	9.8%	9.1%	9.0%
% of FP17s Relating to Free Repair or Replacements	0	94	0.0%	1.1%	1.0%	0.8%
% of FP17s Relating to Continuations	0	94	0.0%	1.2%	1.0%	0.9%
% of Patients satisfied with the dentistry they have received	0	0	N/A	93.5%	93.6%	93.3%
% of Patients satisfied with the time they had to wait for an appointment	0	0	N/A	93.1%	89.8%	88.9%

* This is based on patients treated on this contract for their most recent course of treatment. Figures in italics indicate the base number of FP17s or Patient Questionnaire responses are less than 100. N/A is shown where the base number of responses is less than 10 during the period. % is calculated as Quantity/Base number*100

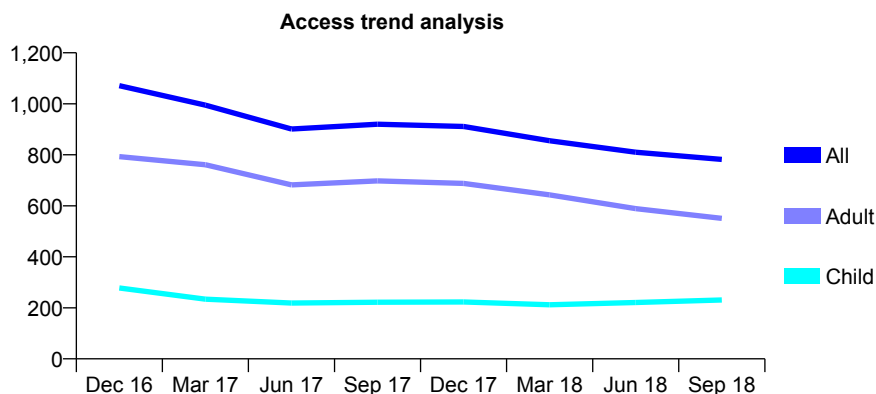
Q44 - Vital Signs At a Glance Contract Report for 127213/0007 - September 2018

Name or company name	Wirral Community NHS Trust
Contract type name	PDS Contract
Purpose of contract	General
Contract start date	01/04/2015
Contract end date	31/03/2020

18/19 Contracted general activity (UDA)	6,500
Carry forward general activity (UDA)	0
18/19 Contracted orthodontic activity (UOA)	0
Carry forward orthodontic activity (UOA)	0
Baseline contract value	£1,318,416.31

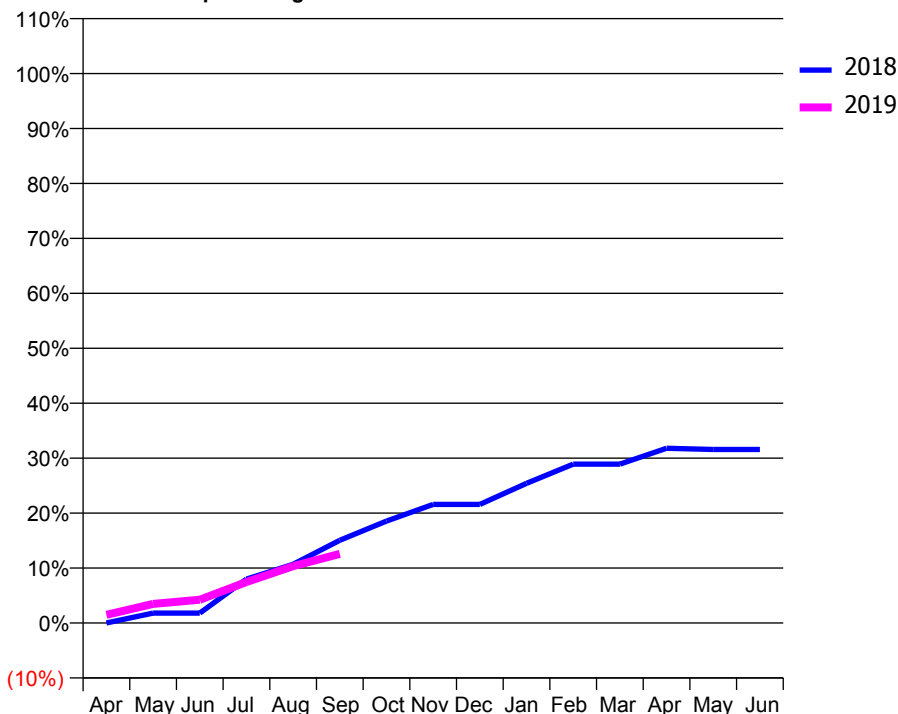
ACCESS*

Patients seen in 24 months	Total	Change since previous quarter
Quarter ending September 2017	920	
Quarter ending December 2017	911	→
Quarter ending March 2018	855	↓
Quarter ending June 2018	810	↓
Quarter ending September 2018	782	↓
Variance since September 2017	(15.0%)	↓



ACTIVITY

Cumulative percentage of contracted UDA delivered 2018 & 2019



Adjusted Scheduled Activity (UDA)

Month	2018	2019
April	0	97
May	118	227
June	118	276
July	520	485
August	694	672
September	978	818
October	1,206	
November	1,404	
December	1,404	
January	1,652	
February	1,879	
March	1,879	
April	2,067	
May	2,053	
June	2,053	

QUALITY

	Quantity	Base Number	Contract	AT	Region	England
% of FP17s for the same patient ID Re-attending within 3 months - Children	12	198	6.1%	11.6%	12.2%	11.6%
% of FP17s for the same patient ID Re-attending within 3 months - Adults	18	332	5.4%	16.5%	15.8%	15.5%
% of FP17s for the same patient ID Re-attending between 3 & 9 months - Children	44	198	22.2%	58.4%	60.3%	58.8%
% of FP17s for the same patient ID Re-attending between 3 & 9 months - Adults	121	332	36.4%	52.0%	53.5%	51.1%
% of FP17s for Band 1 Urgent Courses	16	431	3.7%	9.8%	9.1%	9.0%
% of FP17s Relating to Free Repair or Replacements	0	431	0.0%	1.1%	1.0%	0.8%
% of FP17s Relating to Continuations	0	431	0.0%	1.2%	1.0%	0.9%
% of Patients satisfied with the dentistry they have received	0	0	N/A	93.5%	93.6%	93.3%
% of Patients satisfied with the time they had to wait for an appointment	0	0	N/A	93.1%	89.8%	88.9%

* This is based on patients treated on this contract for their most recent course of treatment. Figures in italics indicate the base number of FP17s or Patient Questionnaire responses are less than 100. N/A is shown where the base number of responses is less than 10 during the period. % is calculated as Quantity/Base number*100

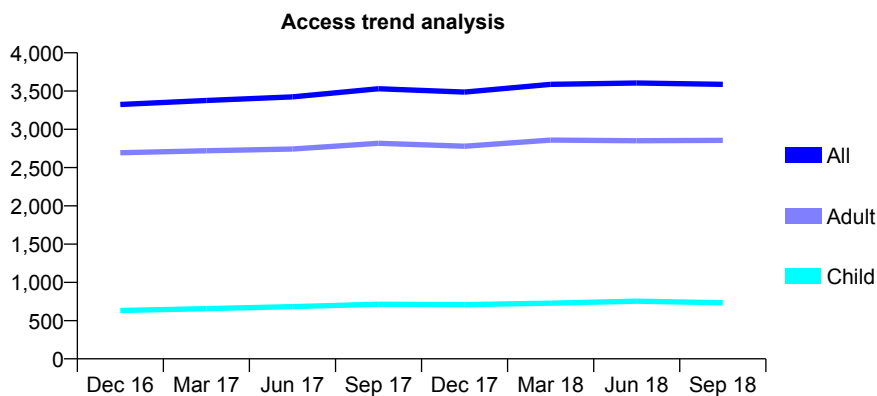
Q44 - Vital Signs At a Glance Contract Report for 128104/0001 - September 2018

Name or company name	FELDENT LIMITED
Contract type name	GDS Contract
Purpose of contract	General
Contract start date	01/10/2011
Contract end date	

18/19 Contracted general activity (UDA)	11,129
Carry forward general activity (UDA)	390
18/19 Contracted orthodontic activity (UOA)	0
Carry forward orthodontic activity (UOA)	0
Baseline contract value	£270,136.25

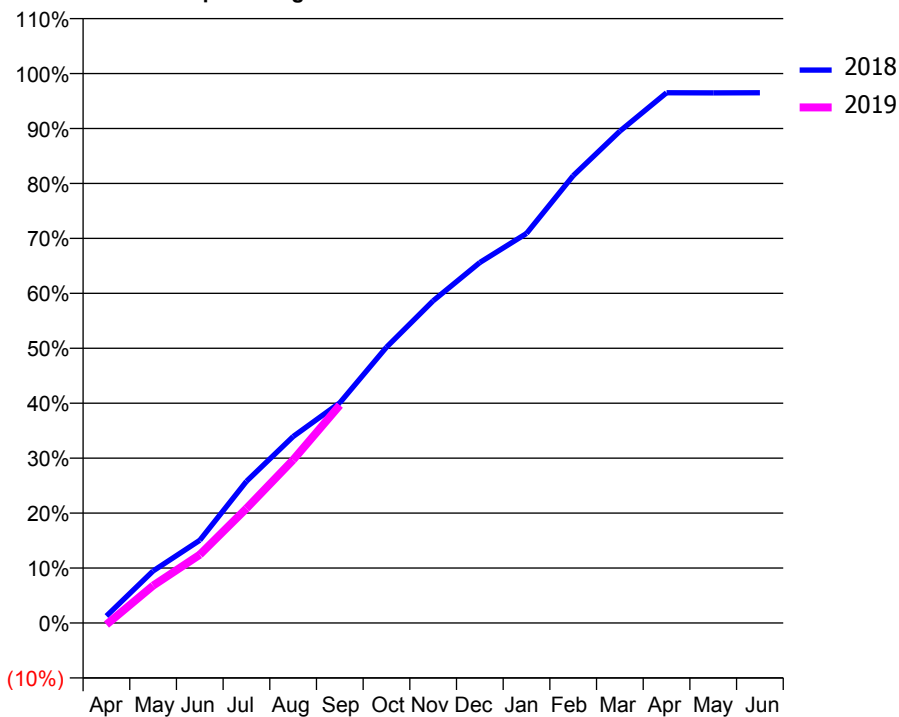
ACCESS*

Patients seen in 24 months	Total	Change since previous quarter
Quarter ending September 2017	3,530	
Quarter ending December 2017	3,487	↓
Quarter ending March 2018	3,587	↑
Quarter ending June 2018	3,605	→
Quarter ending September 2018	3,588	→
Variance since September 2017	1.6%	→



ACTIVITY

Cumulative percentage of contracted UDA delivered 2018 & 2019



Month	Adjusted Scheduled Activity (UDA)	
	2018	2019
April	141	-33
May	1,053	756
June	1,675	1,383
July	2,869	2,321
August	3,776	3,304
September	4,461	4,412
October	5,587	
November	6,527	
December	7,302	
January	7,889	
February	9,059	
March	9,962	
April	10,738	
May	10,737	
June	10,738	

QUALITY

	Quantity	Base Number	Contract	AT	Region	England
% of FP17s for the same patient ID Re-attending within 3 months - Children	63	654	9.6%	11.6%	12.2%	11.6%
% of FP17s for the same patient ID Re-attending within 3 months - Adults	369	2,306	16.0%	16.5%	15.8%	15.5%
% of FP17s for the same patient ID Re-attending between 3 & 9 months - Children	405	654	61.9%	58.4%	60.3%	58.8%
% of FP17s for the same patient ID Re-attending between 3 & 9 months - Adults	1,360	2,306	59.0%	52.0%	53.5%	51.1%
% of FP17s for Band 1 Urgent Courses	202	2,157	9.4%	9.8%	9.1%	9.0%
% of FP17s Relating to Free Repair or Replacements	15	2,157	0.7%	1.1%	1.0%	0.8%
% of FP17s Relating to Continuations	41	2,157	1.9%	1.2%	1.0%	0.9%
% of Patients satisfied with the dentistry they have received	6	7	N/A	93.5%	93.6%	93.3%
% of Patients satisfied with the time they had to wait for an appointment	7	7	N/A	93.1%	89.8%	88.9%

* This is based on patients treated on this contract for their most recent course of treatment. Figures in italics indicate the base number of FP17s or Patient Questionnaire responses are less than 100. N/A is shown where the base number of responses is less than 10 during the period. % is calculated as Quantity/Base number*100

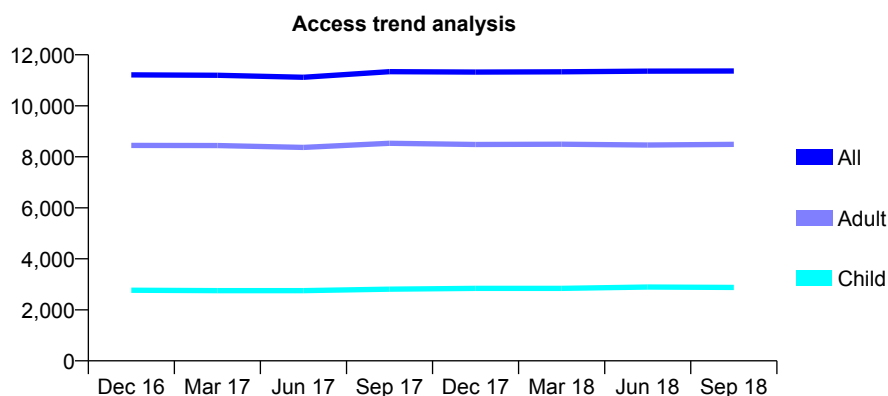
Q44 - Vital Signs At a Glance Contract Report for 133930/0001 - September 2018

Name or company name	Gidman & Waywell
Contract type name	GDS Contract
Purpose of contract	General
Contract start date	01/04/2009
Contract end date	

18/19 Contracted general activity (UDA)	34,947
Carry forward general activity (UDA)	642
18/19 Contracted orthodontic activity (UOA)	0
Carry forward orthodontic activity (UOA)	0
Baseline contract value	£1,024,773.57

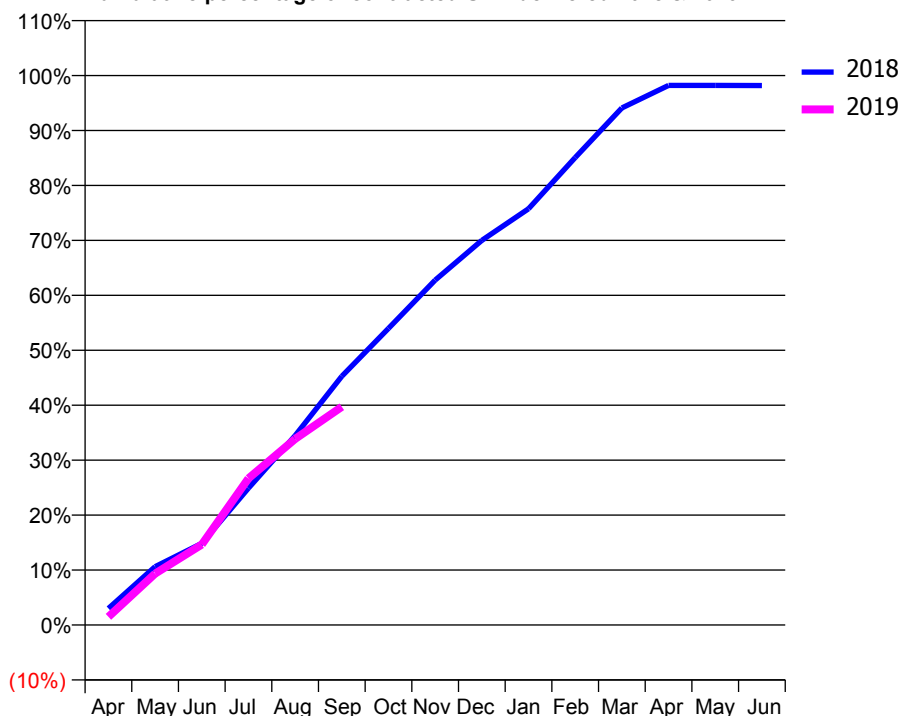
ACCESS*

Patients seen in 24 months	Total	Change since previous quarter
Quarter ending September 2017	11,339	
Quarter ending December 2017	11,323	→
Quarter ending March 2018	11,333	→
Quarter ending June 2018	11,357	→
Quarter ending September 2018	11,367	→
Variance since September 2017	0.2%	→



ACTIVITY

Cumulative percentage of contracted UDA delivered 2018 & 2019



Adjusted Scheduled Activity (UDA)

Month	2018	2019
April	1,059	518
May	3,707	3,268
June	5,194	5,118
July	8,704	9,327
August	12,047	11,839
September	15,824	13,875
October	18,865	
November	21,932	
December	24,459	
January	26,476	
February	29,728	
March	32,885	
April	34,314	
May	34,314	
June	34,304	

QUALITY

	Quantity	Base Number	Contract	AT	Region	England
% of FP17s for the same patient ID Re-attending within 3 months - Children	280	1,842	15.2%	11.6%	12.2%	11.6%
% of FP17s for the same patient ID Re-attending within 3 months - Adults	1,274	5,258	24.2%	16.5%	15.8%	15.5%
% of FP17s for the same patient ID Re-attending between 3 & 9 months - Children	821	1,842	44.6%	58.4%	60.3%	58.8%
% of FP17s for the same patient ID Re-attending between 3 & 9 months - Adults	2,042	5,258	38.8%	52.0%	53.5%	51.1%
% of FP17s for Band 1 Urgent Courses	1,067	6,462	16.5%	9.8%	9.1%	9.0%
% of FP17s Relating to Free Repair or Replacements	111	6,462	1.7%	1.1%	1.0%	0.8%
% of FP17s Relating to Continuations	177	6,462	2.7%	1.2%	1.0%	0.9%
% of Patients satisfied with the dentistry they have received	6	8	N/A	93.5%	93.6%	93.3%
% of Patients satisfied with the time they had to wait for an appointment	8	8	N/A	93.1%	89.8%	88.9%

* This is based on patients treated on this contract for their most recent course of treatment. Figures in italics indicate the base number of FP17s or Patient Questionnaire responses are less than 100. N/A is shown where the base number of responses is less than 10 during the period. % is calculated as Quantity/Base number*100

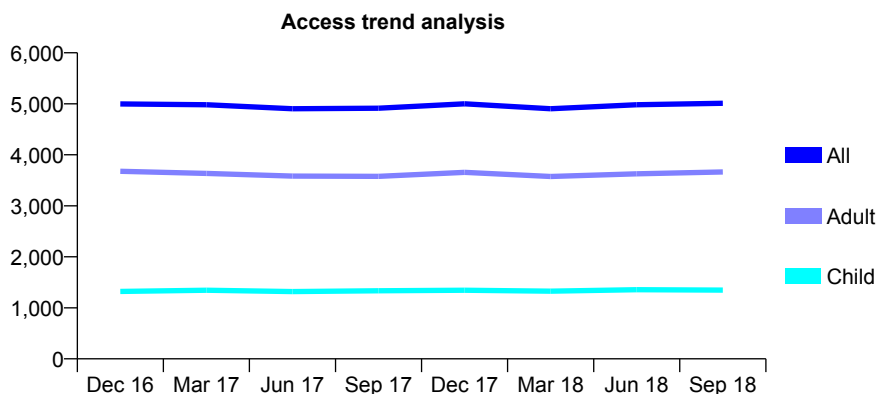
Q44 - Vital Signs At a Glance Contract Report for 134848/0001 - September 2018

Name or company name	Balls Road Dental Practice
Contract type name	GDS Contract
Purpose of contract	General
Contract start date	01/04/2006
Contract end date	

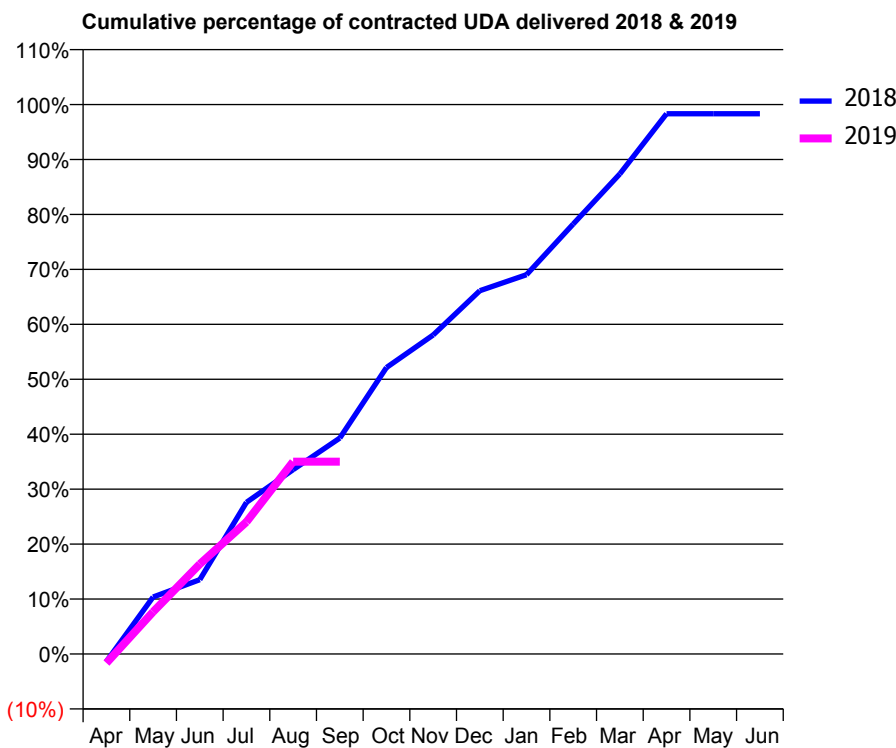
18/19 Contracted general activity (UDA)	14,640
Carry forward general activity (UDA)	245
18/19 Contracted orthodontic activity (UOA)	0
Carry forward orthodontic activity (UOA)	0
Baseline contract value	£427,699.50

ACCESS*

Patients seen in 24 months	Total	Change since previous quarter
Quarter ending September 2017	4,914	
Quarter ending December 2017	5,000	→
Quarter ending March 2018	4,904	↓
Quarter ending June 2018	4,982	→
Quarter ending September 2018	5,010	→
Variance since September 2017	2.0%	→



ACTIVITY



Month	Adjusted Scheduled Activity (UDA)	
	2018	2019
April	-200	-245
May	1,517	1,124
June	1,982	2,398
July	4,040	3,519
August	4,913	5,123
September	5,754	5,123
October	7,634	
November	8,501	
December	9,680	
January	10,104	
February	11,454	
March	12,792	
April	14,395	
May	14,395	
June	14,395	

QUALITY

	Quantity	Base Number	Contract	AT	Region	England
% of FP17s for the same patient ID Re-attending within 3 months - Children	80	1,045	7.7%	11.6%	12.2%	11.6%
% of FP17s for the same patient ID Re-attending within 3 months - Adults	350	2,639	13.3%	16.5%	15.8%	15.5%
% of FP17s for the same patient ID Re-attending between 3 & 9 months - Children	700	1,045	67.0%	58.4%	60.3%	58.8%
% of FP17s for the same patient ID Re-attending between 3 & 9 months - Adults	1,553	2,639	58.8%	52.0%	53.5%	51.1%
% of FP17s for Band 1 Urgent Courses	196	2,730	7.2%	9.8%	9.1%	9.0%
% of FP17s Relating to Free Repair or Replacements	9	2,730	0.3%	1.1%	1.0%	0.8%
% of FP17s Relating to Continuations	25	2,730	0.9%	1.2%	1.0%	0.9%
% of Patients satisfied with the dentistry they have received	5	5	N/A	93.5%	93.6%	93.3%
% of Patients satisfied with the time they had to wait for an appointment	5	5	N/A	93.1%	89.8%	88.9%

* This is based on patients treated on this contract for their most recent course of treatment. Figures in italics indicate the base number of FP17s or Patient Questionnaire responses are less than 100. N/A is shown where the base number of responses is less than 10 during the period. % is calculated as Quantity/Base number*100

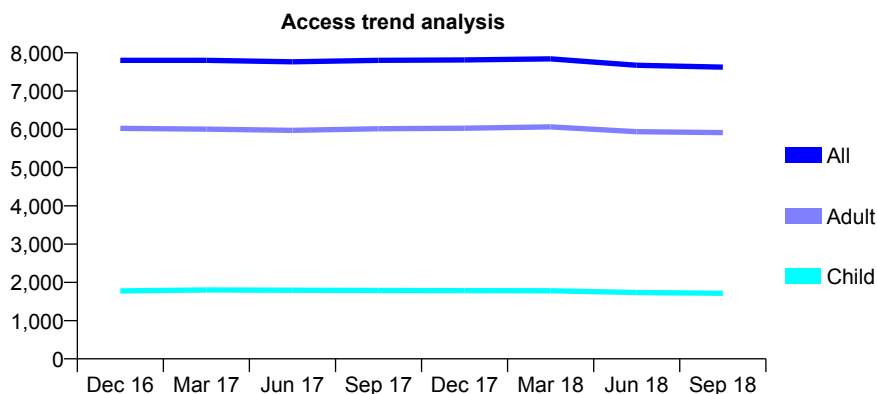
Q44 - Vital Signs At a Glance Contract Report for 135550/0001 - September 2018

Name or company name	Upton Dental Practice Limited
Contract type name	GDS Contract
Purpose of contract	General
Contract start date	01/04/2011
Contract end date	

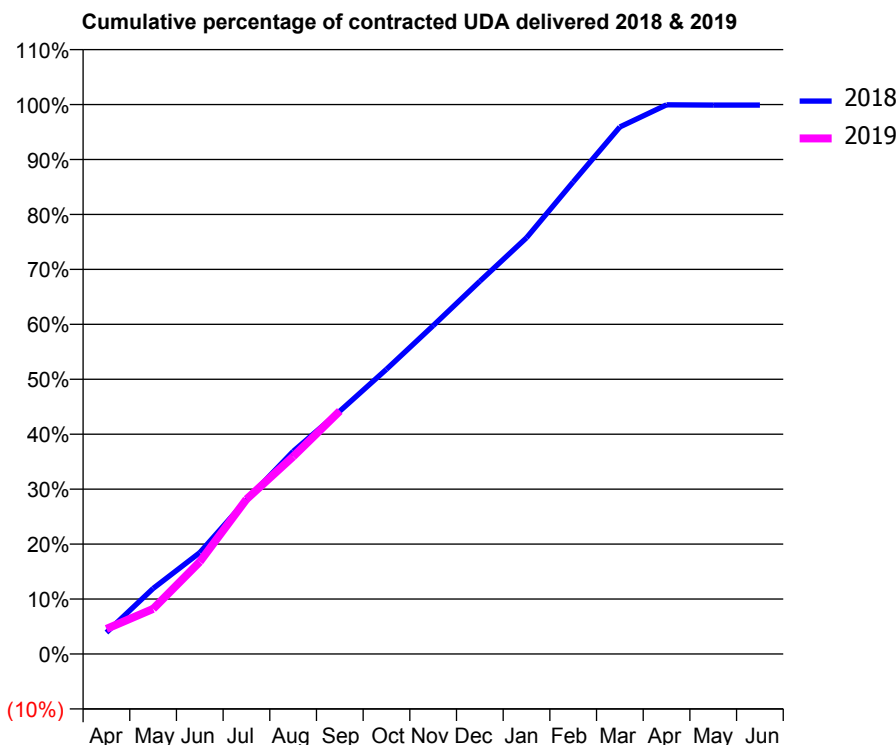
18/19 Contracted general activity (UDA)	23,980
Carry forward general activity (UDA)	27
18/19 Contracted orthodontic activity (UOA)	0
Carry forward orthodontic activity (UOA)	0
Baseline contract value	£699,853.67

ACCESS*

Patients seen in 24 months	Total	Change since previous quarter
Quarter ending September 2017	7,803	
Quarter ending December 2017	7,812	→
Quarter ending March 2018	7,843	→
Quarter ending June 2018	7,673	↓
Quarter ending September 2018	7,627	→
Variance since September 2017	(2.3%)	↓



ACTIVITY



Month	Adjusted Scheduled Activity (UDA)	
	2018	2019
April	941	1,095
May	2,857	1,968
June	4,427	4,025
July	6,723	6,754
August	8,840	8,614
September	10,602	10,606
October	12,426	
November	14,328	
December	16,267	
January	18,166	
February	20,602	
March	23,003	
April	23,965	
May	23,955	
June	23,952	

QUALITY

	Quantity	Base Number	Contract	AT	Region	England
% of FP17s for the same patient ID Re-attending within 3 months - Children	89	1,132	7.9%	11.6%	12.2%	11.6%
% of FP17s for the same patient ID Re-attending within 3 months - Adults	793	4,207	18.8%	16.5%	15.8%	15.5%
% of FP17s for the same patient ID Re-attending between 3 & 9 months - Children	530	1,132	46.8%	58.4%	60.3%	58.8%
% of FP17s for the same patient ID Re-attending between 3 & 9 months - Adults	2,095	4,207	49.8%	52.0%	53.5%	51.1%
% of FP17s for Band 1 Urgent Courses	469	4,976	9.4%	9.8%	9.1%	9.0%
% of FP17s Relating to Free Repair or Replacements	55	4,976	1.1%	1.1%	1.0%	0.8%
% of FP17s Relating to Continuations	56	4,976	1.1%	1.2%	1.0%	0.9%
% of Patients satisfied with the dentistry they have received	2	2	N/A	93.5%	93.6%	93.3%
% of Patients satisfied with the time they had to wait for an appointment	2	2	N/A	93.1%	89.8%	88.9%

* This is based on patients treated on this contract for their most recent course of treatment. Figures in italics indicate the base number of FP17s or Patient Questionnaire responses are less than 100. N/A is shown where the base number of responses is less than 10 during the period. % is calculated as Quantity/Base number*100

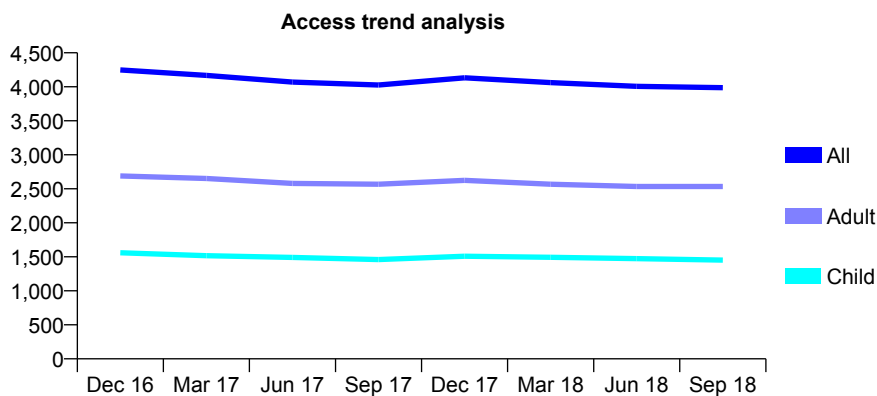
Q44 - Vital Signs At a Glance Contract Report for 136646/0001 - September 2018

Name or company name	Victoria Street Dental Practice Ltd
Contract type name	GDS Contract
Purpose of contract	General
Contract start date	01/05/2011
Contract end date	

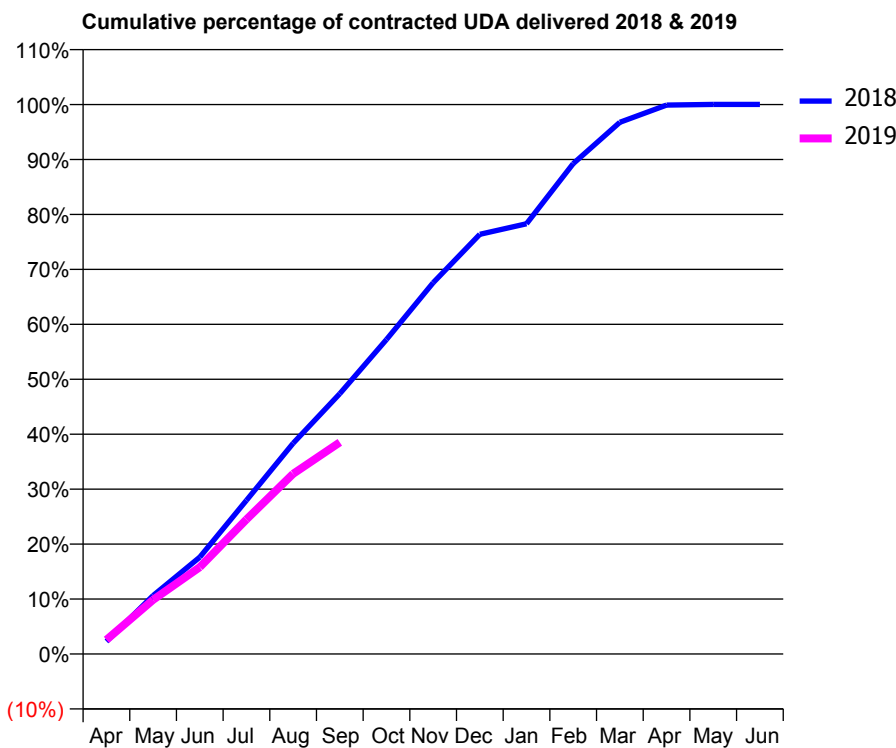
18/19 Contracted general activity (UDA)	12,551
Carry forward general activity (UDA)	0
18/19 Contracted orthodontic activity (UOA)	0
Carry forward orthodontic activity (UOA)	0
Baseline contract value	£402,119.51

ACCESS*

Patients seen in 24 months	Total	Change since previous quarter
Quarter ending September 2017	4,026	
Quarter ending December 2017	4,132	↑
Quarter ending March 2018	4,062	↓
Quarter ending June 2018	4,007	↓
Quarter ending September 2018	3,987	→
Variance since September 2017	(1.0%)	→



ACTIVITY



Month	Adjusted Scheduled Activity (UDA)	
	2018	2019
April	292	324
May	1,347	1,239
June	2,230	1,983
July	3,540	3,074
August	4,855	4,116
September	5,995	4,837
October	7,243	
November	8,552	
December	9,667	
January	9,910	
February	11,295	
March	12,246	
April	12,642	
May	12,656	
June	12,656	

QUALITY

	Quantity	Base Number	Contract	AT	Region	England
% of FP17s for the same patient ID Re-attending within 3 months - Children	52	869	6.0%	11.6%	12.2%	11.6%
% of FP17s for the same patient ID Re-attending within 3 months - Adults	151	1,417	10.7%	16.5%	15.8%	15.5%
% of FP17s for the same patient ID Re-attending between 3 & 9 months - Children	508	869	58.5%	58.4%	60.3%	58.8%
% of FP17s for the same patient ID Re-attending between 3 & 9 months - Adults	717	1,417	50.6%	52.0%	53.5%	51.1%
% of FP17s for Band 1 Urgent Courses	120	2,116	5.7%	9.8%	9.1%	9.0%
% of FP17s Relating to Free Repair or Replacements	11	2,116	0.5%	1.1%	1.0%	0.8%
% of FP17s Relating to Continuations	7	2,116	0.3%	1.2%	1.0%	0.9%
% of Patients satisfied with the dentistry they have received	3	4	N/A	93.5%	93.6%	93.3%
% of Patients satisfied with the time they had to wait for an appointment	4	4	N/A	93.1%	89.8%	88.9%

* This is based on patients treated on this contract for their most recent course of treatment. Figures in italics indicate the base number of FP17s or Patient Questionnaire responses are less than 100. N/A is shown where the base number of responses is less than 10 during the period. % is calculated as Quantity/Base number*100

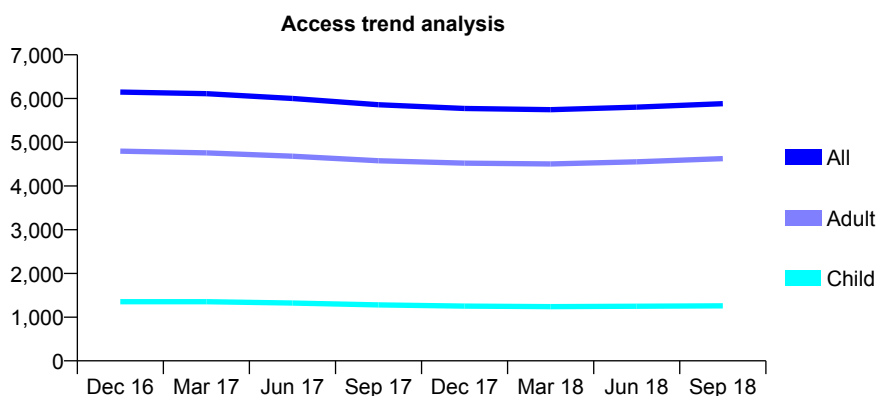
Q44 - Vital Signs At a Glance Contract Report for 137030/0001 - September 2018

Name or company name	C & V Gillespie
Contract type name	GDS Contract
Purpose of contract	General
Contract start date	01/01/2011
Contract end date	

18/19 Contracted general activity (UDA)	18,300
Carry forward general activity (UDA)	89
18/19 Contracted orthodontic activity (UOA)	0
Carry forward orthodontic activity (UOA)	0
Baseline contract value	£436,463.59

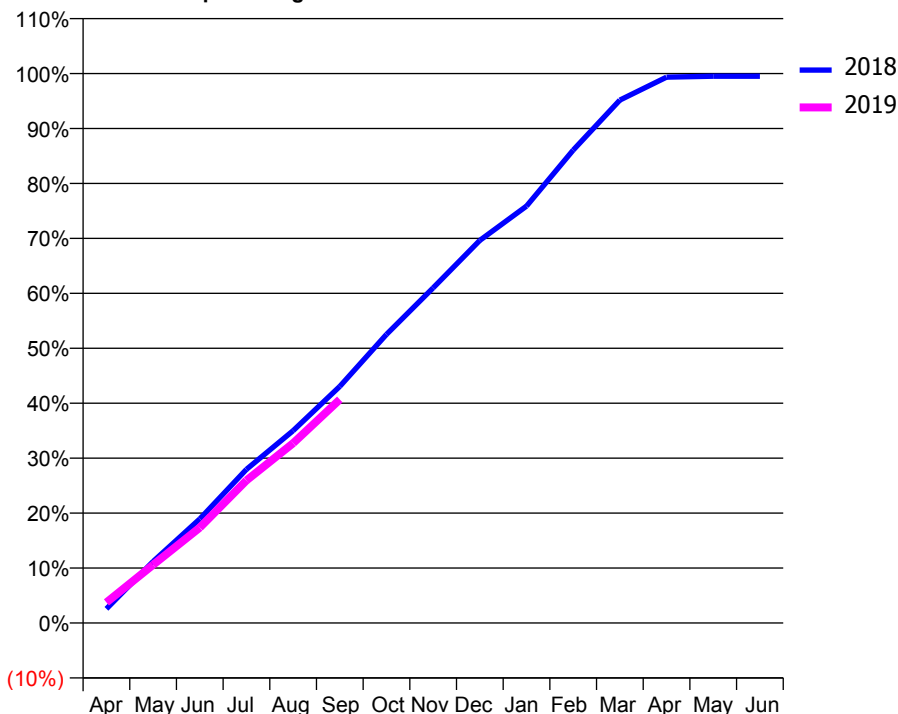
ACCESS*

Patients seen in 24 months	Total	Change since previous quarter
Quarter ending September 2017	5,859	
Quarter ending December 2017	5,773	↓
Quarter ending March 2018	5,745	→
Quarter ending June 2018	5,802	→
Quarter ending September 2018	5,883	→
Variance since September 2017	0.4%	→



ACTIVITY

Cumulative percentage of contracted UDA delivered 2018 & 2019



Month	Adjusted Scheduled Activity (UDA)	
	2018	2019
April	475	686
May	2,051	1,938
June	3,466	3,176
July	5,120	4,751
August	6,406	5,991
September	7,880	7,445
October	9,611	
November	11,162	
December	12,743	
January	13,885	
February	15,749	
March	17,417	
April	18,178	
May	18,210	
June	18,210	

QUALITY

	Quantity	Base Number	Contract	AT	Region	England
% of FP17s for the same patient ID Re-attending within 3 months - Children	79	1,107	7.1%	11.6%	12.2%	11.6%
% of FP17s for the same patient ID Re-attending within 3 months - Adults	589	3,963	14.9%	16.5%	15.8%	15.5%
% of FP17s for the same patient ID Re-attending between 3 & 9 months - Children	755	1,107	68.2%	58.4%	60.3%	58.8%
% of FP17s for the same patient ID Re-attending between 3 & 9 months - Adults	2,394	3,963	60.4%	52.0%	53.5%	51.1%
% of FP17s for Band 1 Urgent Courses	378	4,682	8.1%	9.8%	9.1%	9.0%
% of FP17s Relating to Free Repair or Replacements	37	4,682	0.8%	1.1%	1.0%	0.8%
% of FP17s Relating to Continuations	53	4,682	1.1%	1.2%	1.0%	0.9%
% of Patients satisfied with the dentistry they have received	7	7	N/A	93.5%	93.6%	93.3%
% of Patients satisfied with the time they had to wait for an appointment	6	7	N/A	93.1%	89.8%	88.9%

* This is based on patients treated on this contract for their most recent course of treatment. Figures in italics indicate the base number of FP17s or Patient Questionnaire responses are less than 100. N/A is shown where the base number of responses is less than 10 during the period. % is calculated as Quantity/Base number*100

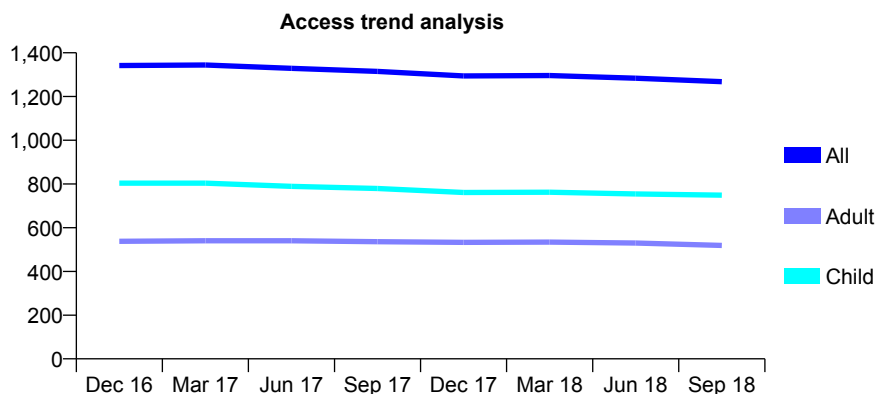
Q44 - Vital Signs At a Glance Contract Report for 137111/0001 - September 2018

Name or company name	Gaskell Avenue Dental Practice Ltd
Contract type name	GDS Contract
Purpose of contract	General
Contract start date	01/09/2011
Contract end date	

18/19 Contracted general activity (UDA)	7,000
Carry forward general activity (UDA)	0
18/19 Contracted orthodontic activity (UOA)	0
Carry forward orthodontic activity (UOA)	0
Baseline contract value	£175,339.26

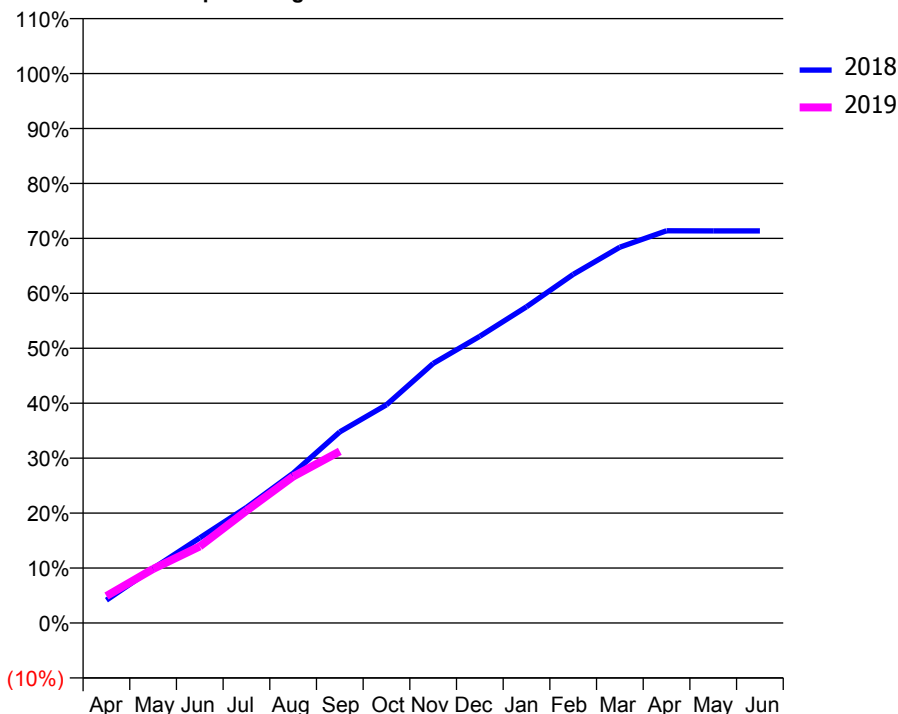
ACCESS*

Patients seen in 24 months	Total	Change since previous quarter
Quarter ending September 2017	1,315	
Quarter ending December 2017	1,294	↓
Quarter ending March 2018	1,296	→
Quarter ending June 2018	1,284	→
Quarter ending September 2018	1,268	↓
Variance since September 2017	(3.6%)	↓



ACTIVITY

Cumulative percentage of contracted UDA delivered 2018 & 2019



Adjusted Scheduled Activity (UDA)		
Month	2018	2019
April	292	345
May	695	689
June	1,085	976
July	1,472	1,429
August	1,908	1,865
September	2,435	2,188
October	2,779	
November	3,307	
December	3,653	
January	4,029	
February	4,441	
March	4,788	
April	4,997	
May	4,996	
June	4,996	

QUALITY

	Quantity	Base Number	Contract	AT	Region	England
% of FP17s for the same patient ID Re-attending within 3 months - Children	87	671	13.0%	11.6%	12.2%	11.6%
% of FP17s for the same patient ID Re-attending within 3 months - Adults	89	384	23.2%	16.5%	15.8%	15.5%
% of FP17s for the same patient ID Re-attending between 3 & 9 months - Children	444	671	66.2%	58.4%	60.3%	58.8%
% of FP17s for the same patient ID Re-attending between 3 & 9 months - Adults	199	384	51.8%	52.0%	53.5%	51.1%
% of FP17s for Band 1 Urgent Courses	44	970	4.5%	9.8%	9.1%	9.0%
% of FP17s Relating to Free Repair or Replacements	5	970	0.5%	1.1%	1.0%	0.8%
% of FP17s Relating to Continuations	0	970	0.0%	1.2%	1.0%	0.9%
% of Patients satisfied with the dentistry they have received	0	0	N/A	93.5%	93.6%	93.3%
% of Patients satisfied with the time they had to wait for an appointment	0	0	N/A	93.1%	89.8%	88.9%

* This is based on patients treated on this contract for their most recent course of treatment. Figures in italics indicate the base number of FP17s or Patient Questionnaire responses are less than 100. N/A is shown where the base number of responses is less than 10 during the period. % is calculated as Quantity/Base number*100

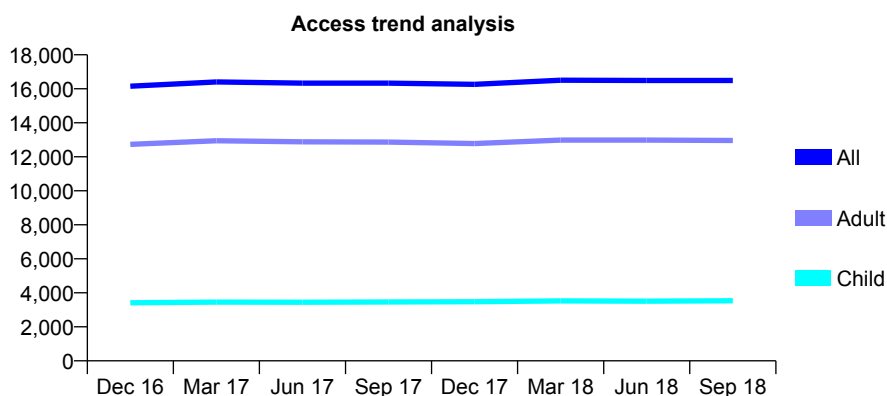
Q44 - Vital Signs At a Glance Contract Report for 138126/0001 - September 2018

Name or company name	Congleton Dental Centre
Contract type name	GDS Contract
Purpose of contract	General
Contract start date	01/04/2010
Contract end date	

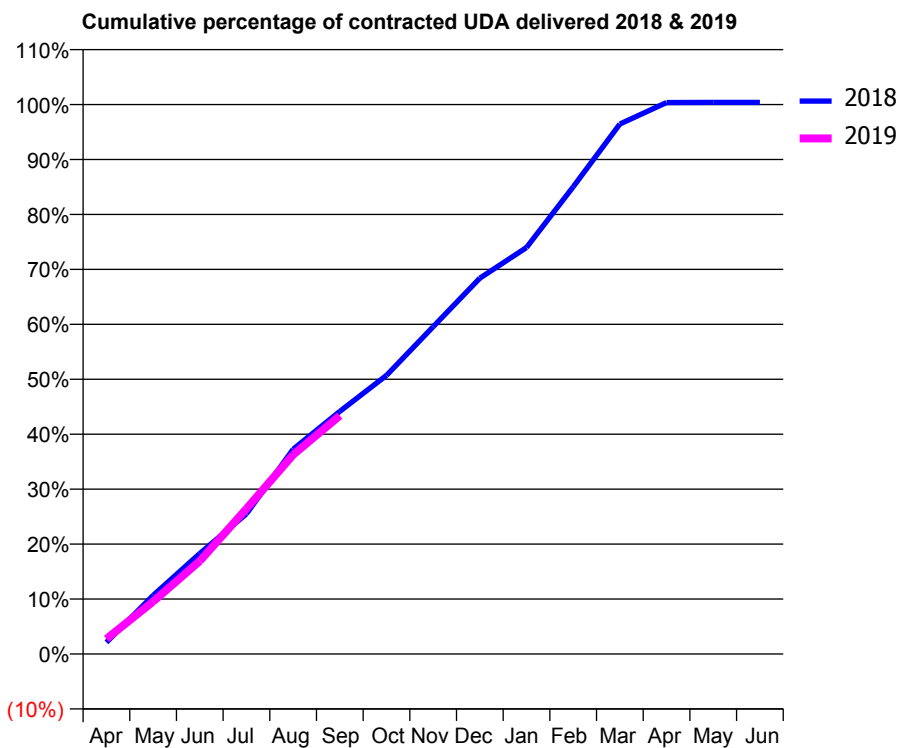
18/19 Contracted general activity (UDA)	47,500
Carry forward general activity (UDA)	0
18/19 Contracted orthodontic activity (UOA)	0
Carry forward orthodontic activity (UOA)	0
Baseline contract value	£1,381,615.00

ACCESS*

Patients seen in 24 months	Total	Change since previous quarter
Quarter ending September 2017	16,334	
Quarter ending December 2017	16,261	→
Quarter ending March 2018	16,508	→
Quarter ending June 2018	16,491	→
Quarter ending September 2018	16,491	→
Variance since September 2017	1.0%	→



ACTIVITY



Month	Adjusted Scheduled Activity (UDA)	
	2018	2019
April	1,006	1,311
May	5,070	4,535
June	8,692	8,040
July	12,128	12,563
August	17,708	17,231
September	20,979	20,608
October	24,093	
November	28,297	
December	32,495	
January	35,157	
February	40,403	
March	45,824	
April	47,688	
May	47,691	
June	47,691	

QUALITY

	Quantity	Base Number	Contract	AT	Region	England
% of FP17s for the same patient ID Re-attending within 3 months - Children	218	2,891	7.5%	11.6%	12.2%	11.6%
% of FP17s for the same patient ID Re-attending within 3 months - Adults	1,633	10,949	14.9%	16.5%	15.8%	15.5%
% of FP17s for the same patient ID Re-attending between 3 & 9 months - Children	2,037	2,891	70.5%	58.4%	60.3%	58.8%
% of FP17s for the same patient ID Re-attending between 3 & 9 months - Adults	7,148	10,949	65.3%	52.0%	53.5%	51.1%
% of FP17s for Band 1 Urgent Courses	927	12,865	7.2%	9.8%	9.1%	9.0%
% of FP17s Relating to Free Repair or Replacements	100	12,865	0.8%	1.1%	1.0%	0.8%
% of FP17s Relating to Continuations	126	12,865	1.0%	1.2%	1.0%	0.9%
% of Patients satisfied with the dentistry they have received	17	18	94.4%	93.5%	93.6%	93.3%
% of Patients satisfied with the time they had to wait for an appointment	17	18	94.4%	93.1%	89.8%	88.9%

* This is based on patients treated on this contract for their most recent course of treatment. Figures in italics indicate the base number of FP17s or Patient Questionnaire responses are less than 100. N/A is shown where the base number of responses is less than 10 during the period. % is calculated as Quantity/Base number*100

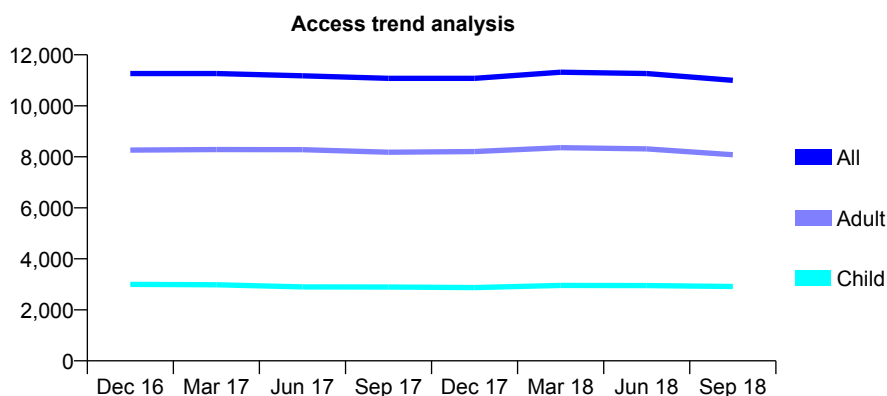
Q44 - Vital Signs At a Glance Contract Report for 138665/0001 - September 2018

Name or company name	Johnson & Whitehouse
Contract type name	GDS Contract
Purpose of contract	General
Contract start date	01/04/2009
Contract end date	

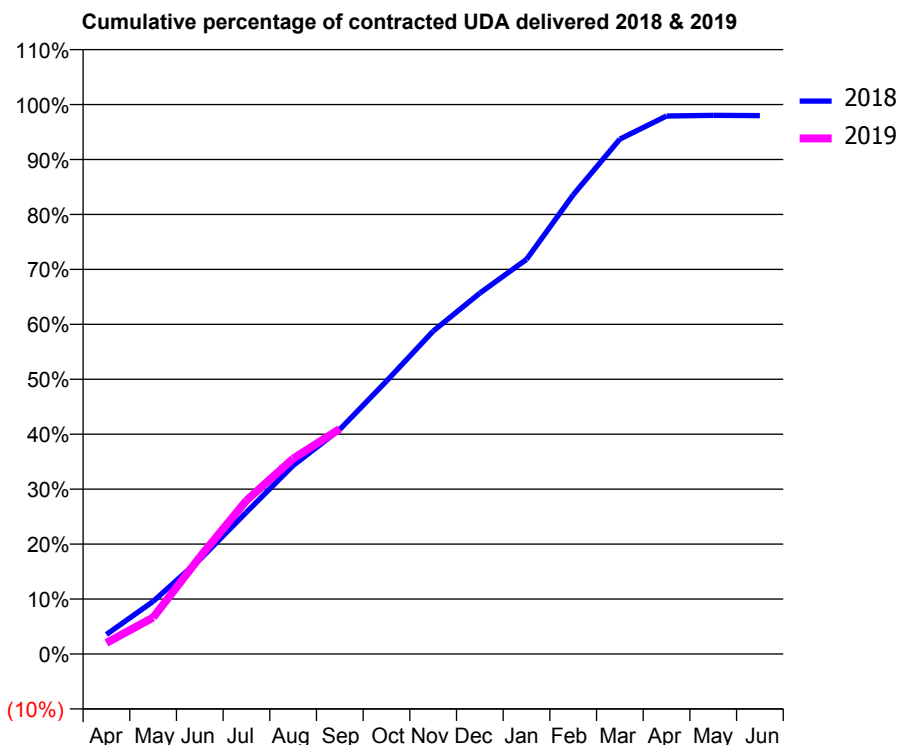
18/19 Contracted general activity (UDA)	32,052
Carry forward general activity (UDA)	667
18/19 Contracted orthodontic activity (UOA)	0
Carry forward orthodontic activity (UOA)	0
Baseline contract value	£958,351.33

ACCESS*

Patients seen in 24 months	Total	Change since previous quarter
Quarter ending September 2017	11,075	
Quarter ending December 2017	11,077	→
Quarter ending March 2018	11,316	↑
Quarter ending June 2018	11,266	→
Quarter ending September 2018	10,999	↓
Variance since September 2017	(0.7%)	→



ACTIVITY



Month	Adjusted Scheduled Activity (UDA)	
	2018	2019
April	1,137	650
May	3,071	2,124
June	5,508	5,653
July	8,269	8,957
August	10,992	11,400
September	13,099	13,130
October	15,916	
November	18,838	
December	21,053	
January	23,022	
February	26,783	
March	30,036	
April	31,377	
May	31,419	
June	31,401	

QUALITY

	Quantity	Base Number	Contract	AT	Region	England
% of FP17s for the same patient ID Re-attending within 3 months - Children	288	2,056	14.0%	11.6%	12.2%	11.6%
% of FP17s for the same patient ID Re-attending within 3 months - Adults	1,024	5,201	19.7%	16.5%	15.8%	15.5%
% of FP17s for the same patient ID Re-attending between 3 & 9 months - Children	1,027	2,056	50.0%	58.4%	60.3%	58.8%
% of FP17s for the same patient ID Re-attending between 3 & 9 months - Adults	2,557	5,201	49.2%	52.0%	53.5%	51.1%
% of FP17s for Band 1 Urgent Courses	625	6,537	9.6%	9.8%	9.1%	9.0%
% of FP17s Relating to Free Repair or Replacements	107	6,537	1.6%	1.1%	1.0%	0.8%
% of FP17s Relating to Continuations	65	6,537	1.0%	1.2%	1.0%	0.9%
% of Patients satisfied with the dentistry they have received	6	7	N/A	93.5%	93.6%	93.3%
% of Patients satisfied with the time they had to wait for an appointment	7	7	N/A	93.1%	89.8%	88.9%

* This is based on patients treated on this contract for their most recent course of treatment. Figures in italics indicate the base number of FP17s or Patient Questionnaire responses are less than 100. N/A is shown where the base number of responses is less than 10 during the period. % is calculated as Quantity/Base number*100

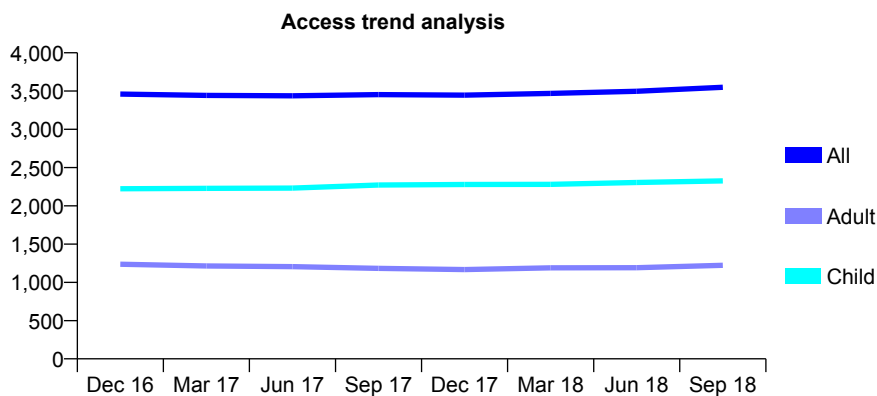
Q44 - Vital Signs At a Glance Contract Report for 138681/0001 - September 2018

Name or company name	The Old Surgery Dental Practice Ltd
Contract type name	GDS Contract
Purpose of contract	General
Contract start date	01/04/2011
Contract end date	

18/19 Contracted general activity (UDA)	8,539
Carry forward general activity (UDA)	0
18/19 Contracted orthodontic activity (UOA)	0
Carry forward orthodontic activity (UOA)	0
Baseline contract value	£448,799.37

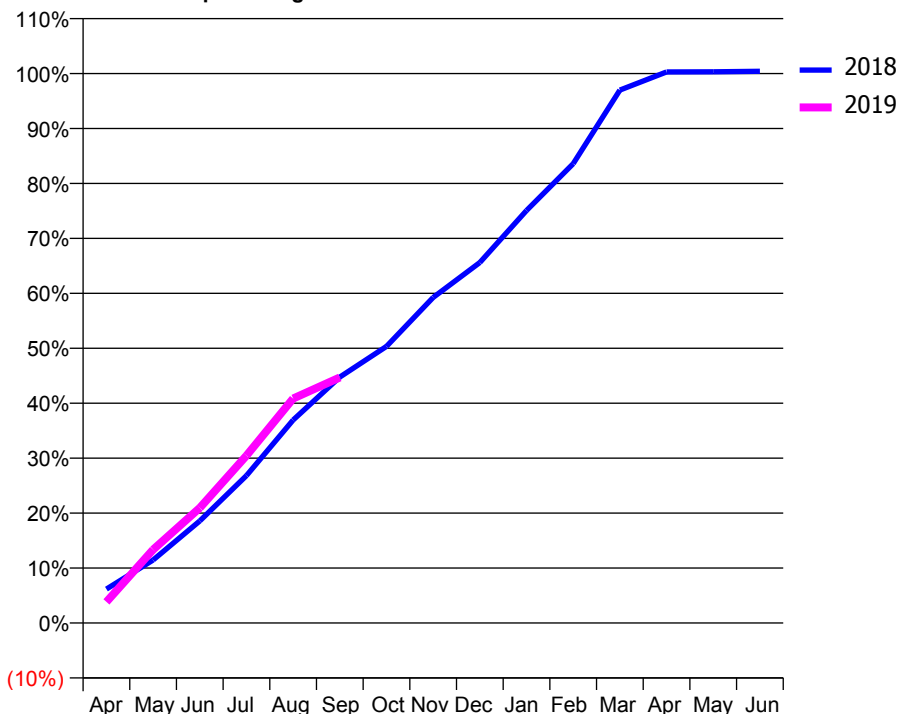
ACCESS*

Patients seen in 24 months	Total	Change since previous quarter
Quarter ending September 2017	3,454	
Quarter ending December 2017	3,446	→
Quarter ending March 2018	3,470	→
Quarter ending June 2018	3,497	→
Quarter ending September 2018	3,549	→
Variance since September 2017	2.8%	↑



ACTIVITY

Cumulative percentage of contracted UDA delivered 2018 & 2019



Month	Adjusted Scheduled Activity (UDA)	
	2018	2019
April	527	329
May	979	1,140
June	1,586	1,789
July	2,292	2,602
August	3,154	3,488
September	3,821	3,815
October	4,299	
November	5,058	
December	5,602	
January	6,410	
February	7,138	
March	8,281	
April	8,564	
May	8,566	
June	8,573	

QUALITY

	Quantity	Base Number	Contract	AT	Region	England
% of FP17s for the same patient ID Re-attending within 3 months - Children	125	1,509	8.3%	11.6%	12.2%	11.6%
% of FP17s for the same patient ID Re-attending within 3 months - Adults	116	686	16.9%	16.5%	15.8%	15.5%
% of FP17s for the same patient ID Re-attending between 3 & 9 months - Children	800	1,509	53.0%	58.4%	60.3%	58.8%
% of FP17s for the same patient ID Re-attending between 3 & 9 months - Adults	310	686	45.2%	52.0%	53.5%	51.1%
% of FP17s for Band 1 Urgent Courses	155	2,044	7.6%	9.8%	9.1%	9.0%
% of FP17s Relating to Free Repair or Replacements	1	2,044	0.0%	1.1%	1.0%	0.8%
% of FP17s Relating to Continuations	0	2,044	0.0%	1.2%	1.0%	0.9%
% of Patients satisfied with the dentistry they have received	2	2	N/A	93.5%	93.6%	93.3%
% of Patients satisfied with the time they had to wait for an appointment	2	2	N/A	93.1%	89.8%	88.9%

* This is based on patients treated on this contract for their most recent course of treatment. Figures in italics indicate the base number of FP17s or Patient Questionnaire responses are less than 100. N/A is shown where the base number of responses is less than 10 during the period. % is calculated as Quantity/Base number*100

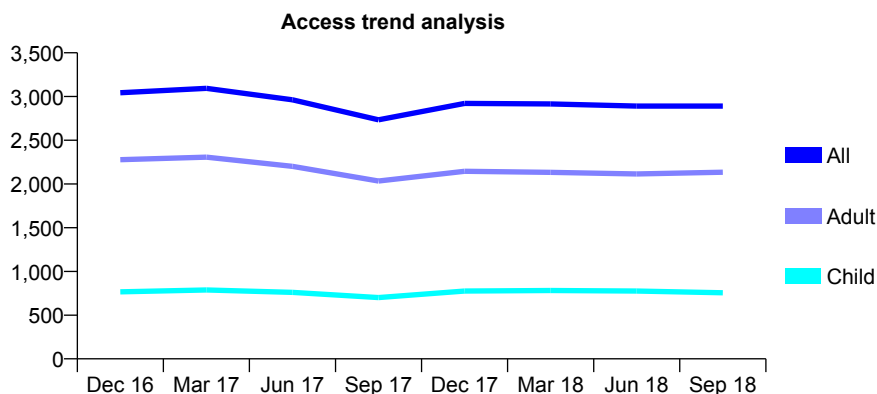
Q44 - Vital Signs At a Glance Contract Report for 138711/0001 - September 2018

Name or company name	Warren Drive Dental Practice
Contract type name	GDS Contract
Purpose of contract	General
Contract start date	01/04/2006
Contract end date	

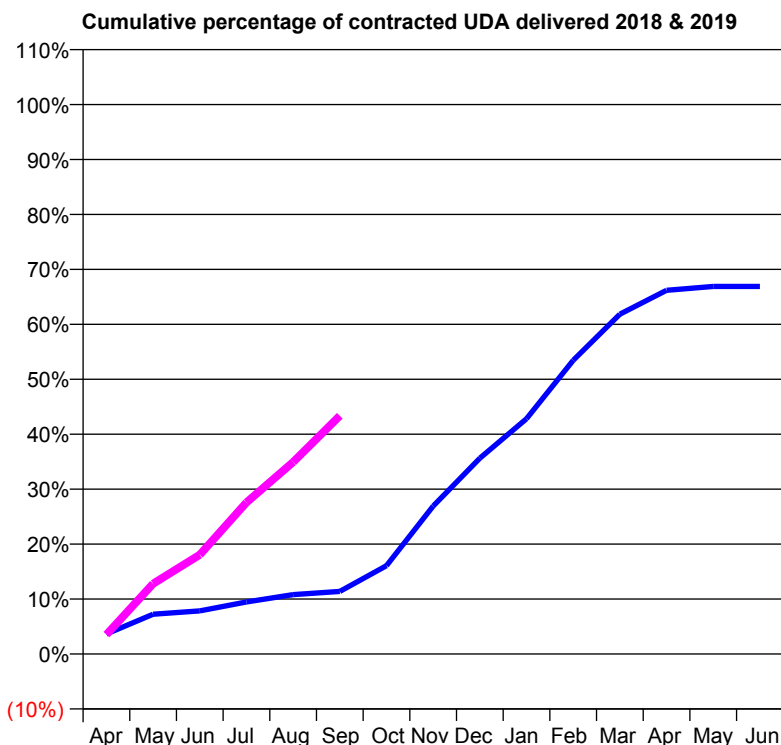
18/19 Contracted general activity (UDA)	8,407
Carry forward general activity (UDA)	0
18/19 Contracted orthodontic activity (UOA)	0
Carry forward orthodontic activity (UOA)	0
Baseline contract value	£260,631.13

ACCESS*

Patients seen in 24 months	Total	Change since previous quarter
Quarter ending September 2017	2,734	
Quarter ending December 2017	2,921	↑
Quarter ending March 2018	2,915	→
Quarter ending June 2018	2,890	→
Quarter ending September 2018	2,890	→
Variance since September 2017	5.7%	↑



ACTIVITY



Month	Adjusted Scheduled Activity (UDA)	
	2018	2019
April	307	296
May	609	1,075
June	660	1,518
July	796	2,319
August	909	2,936
September	957	3,645
October	1,351	
November	2,264	
December	2,995	
January	3,600	
February	4,492	
March	5,200	
April	5,565	
May	5,623	
June	5,623	

QUALITY

	Quantity	Base Number	Contract	AT	Region	England
% of FP17s for the same patient ID Re-attending within 3 months - Children	39	530	7.4%	11.6%	12.2%	11.6%
% of FP17s for the same patient ID Re-attending within 3 months - Adults	248	1,406	17.6%	16.5%	15.8%	15.5%
% of FP17s for the same patient ID Re-attending between 3 & 9 months - Children	308	530	58.1%	58.4%	60.3%	58.8%
% of FP17s for the same patient ID Re-attending between 3 & 9 months - Adults	593	1,406	42.2%	52.0%	53.5%	51.1%
% of FP17s for Band 1 Urgent Courses	230	1,745	13.2%	9.8%	9.1%	9.0%
% of FP17s Relating to Free Repair or Replacements	11	1,745	0.6%	1.1%	1.0%	0.8%
% of FP17s Relating to Continuations	40	1,745	2.3%	1.2%	1.0%	0.9%
% of Patients satisfied with the dentistry they have received	0	0	N/A	93.5%	93.6%	93.3%
% of Patients satisfied with the time they had to wait for an appointment	0	0	N/A	93.1%	89.8%	88.9%

* This is based on patients treated on this contract for their most recent course of treatment. Figures in italics indicate the base number of FP17s or Patient Questionnaire responses are less than 100. N/A is shown where the base number of responses is less than 10 during the period. % is calculated as Quantity/Base number*100

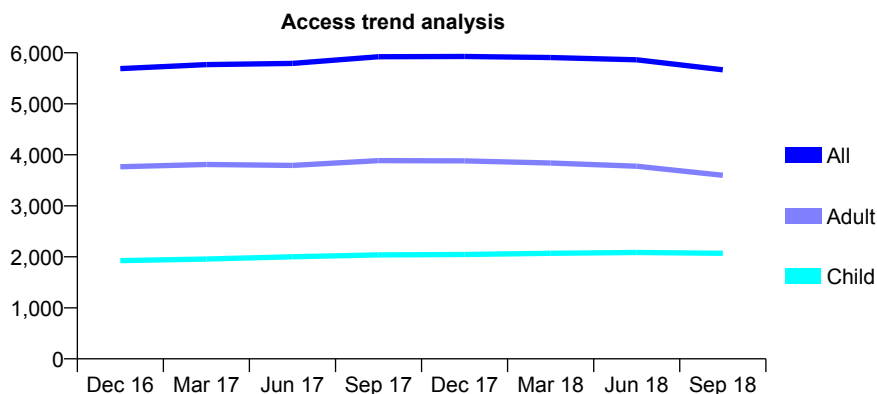
Q44 - Vital Signs At a Glance Contract Report for 139467/0001 - September 2018

Name or company name	Sandon Dental Practice
Contract type name	GDS Contract
Purpose of contract	General
Contract start date	01/01/2011
Contract end date	

18/19 Contracted general activity (UDA)	11,145
Carry forward general activity (UDA)	0
18/19 Contracted orthodontic activity (UOA)	0
Carry forward orthodontic activity (UOA)	0
Baseline contract value	£267,807.87

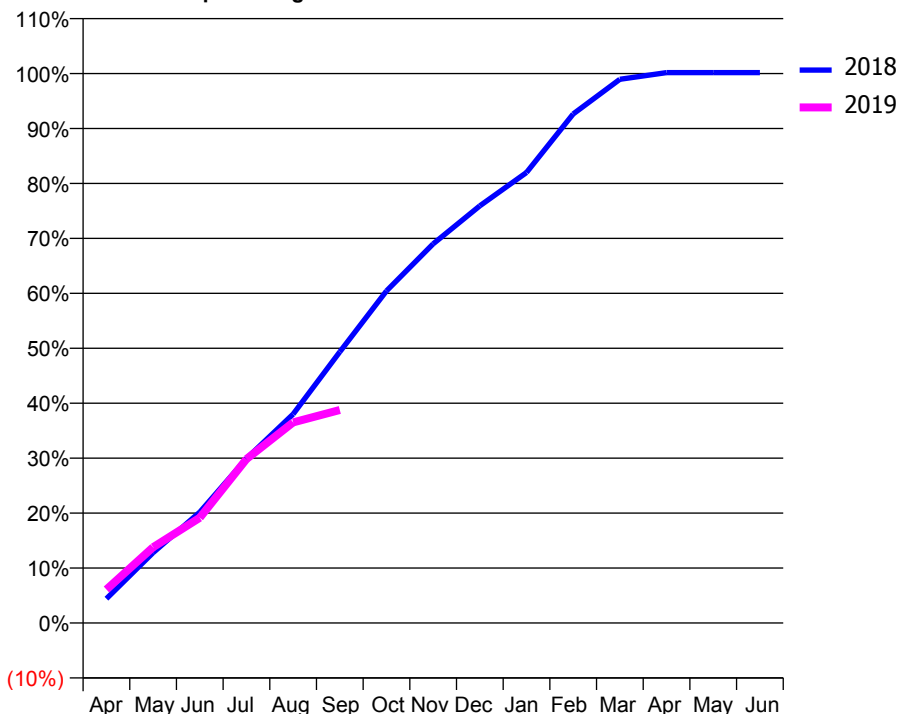
ACCESS*

Patients seen in 24 months	Total	Change since previous quarter
Quarter ending September 2017	5,924	
Quarter ending December 2017	5,928	→
Quarter ending March 2018	5,908	→
Quarter ending June 2018	5,863	→
Quarter ending September 2018	5,667	↓
Variance since September 2017	(4.3%)	↓



ACTIVITY

Cumulative percentage of contracted UDA delivered 2018 & 2019



Month	Adjusted Scheduled Activity (UDA)	
	2018	2019
April	495	681
May	1,426	1,537
June	2,250	2,135
July	3,336	3,325
August	4,237	4,068
September	5,500	4,320
October	6,738	
November	7,693	
December	8,462	
January	9,140	
February	10,326	
March	11,030	
April	11,164	
May	11,164	
June	11,164	

QUALITY

	Quantity	Base Number	Contract	AT	Region	England
% of FP17s for the same patient ID Re-attending within 3 months - Children	91	1,487	6.1%	11.6%	12.2%	11.6%
% of FP17s for the same patient ID Re-attending within 3 months - Adults	255	1,878	13.6%	16.5%	15.8%	15.5%
% of FP17s for the same patient ID Re-attending between 3 & 9 months - Children	892	1,487	60.0%	58.4%	60.3%	58.8%
% of FP17s for the same patient ID Re-attending between 3 & 9 months - Adults	957	1,878	51.0%	52.0%	53.5%	51.1%
% of FP17s for Band 1 Urgent Courses	192	2,763	6.9%	9.8%	9.1%	9.0%
% of FP17s Relating to Free Repair or Replacements	3	2,763	0.1%	1.1%	1.0%	0.8%
% of FP17s Relating to Continuations	19	2,763	0.7%	1.2%	1.0%	0.9%
% of Patients satisfied with the dentistry they have received	7	7	N/A	93.5%	93.6%	93.3%
% of Patients satisfied with the time they had to wait for an appointment	7	7	N/A	93.1%	89.8%	88.9%

* This is based on patients treated on this contract for their most recent course of treatment. Figures in italics indicate the base number of FP17s or Patient Questionnaire responses are less than 100. N/A is shown where the base number of responses is less than 10 during the period. % is calculated as Quantity/Base number*100

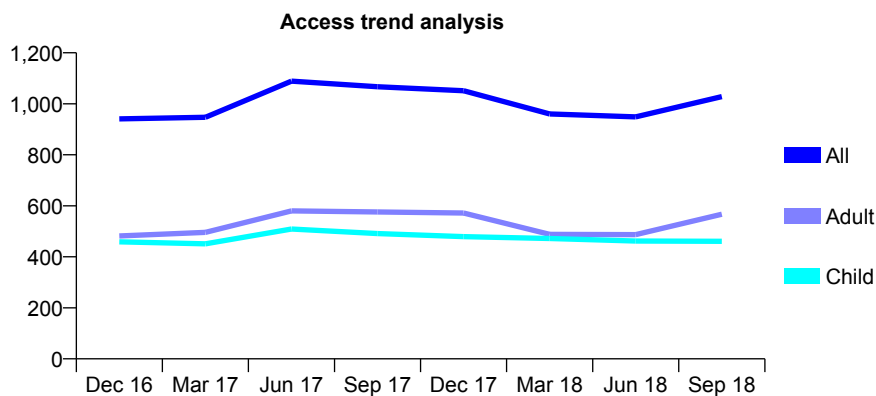
Q44 - Vital Signs At a Glance Contract Report for 140678/0001 - September 2018

Name or company name	Allen House Dental Practice
Contract type name	GDS Contract
Purpose of contract	General
Contract start date	01/07/2015
Contract end date	

18/19 Contracted general activity (UDA)	2,821
Carry forward general activity (UDA)	0
18/19 Contracted orthodontic activity (UOA)	0
Carry forward orthodontic activity (UOA)	0
Baseline contract value	£85,866.28

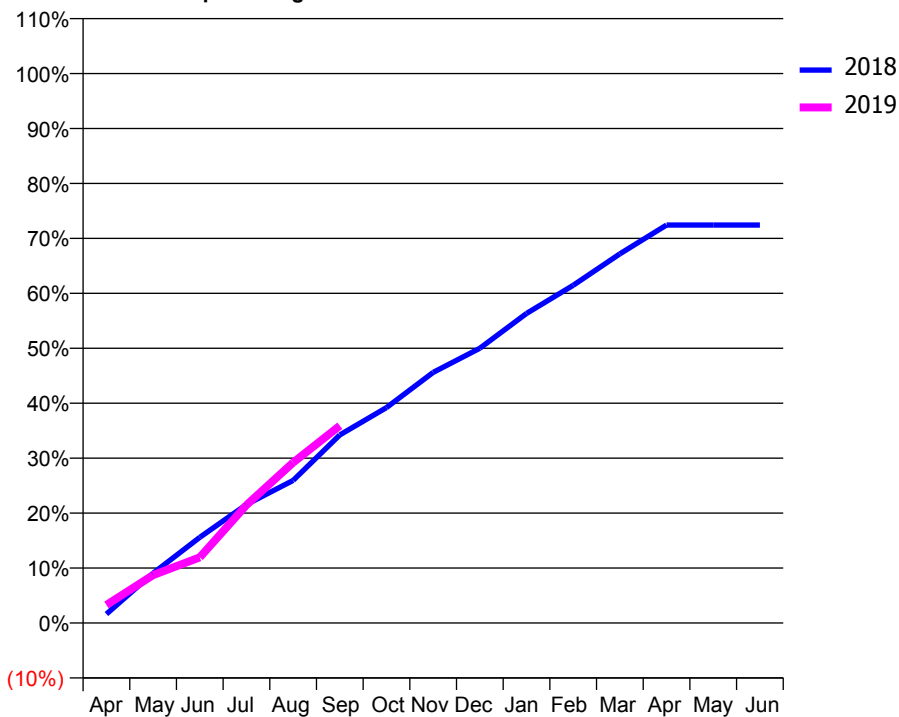
ACCESS*

Patients seen in 24 months	Total	Change since previous quarter
Quarter ending September 2017	1,067	
Quarter ending December 2017	1,051	↓
Quarter ending March 2018	960	↓
Quarter ending June 2018	949	↓
Quarter ending September 2018	1,028	↑
Variance since September 2017	(3.7%)	↓



ACTIVITY

Cumulative percentage of contracted UDA delivered 2018 & 2019



Adjusted Scheduled Activity (UDA)		
Month	2018	2019
April	46	93
May	256	246
June	440	337
July	608	606
August	732	824
September	966	1,013
October	1,106	
November	1,287	
December	1,411	
January	1,589	
February	1,734	
March	1,895	
April	2,043	
May	2,043	
June	2,043	

QUALITY

	Quantity	Base Number	Contract	AT	Region	England
% of FP17s for the same patient ID Re-attending within 3 months - Children	33	402	8.2%	11.6%	12.2%	11.6%
% of FP17s for the same patient ID Re-attending within 3 months - Adults	43	412	10.4%	16.5%	15.8%	15.5%
% of FP17s for the same patient ID Re-attending between 3 & 9 months - Children	238	402	59.2%	58.4%	60.3%	58.8%
% of FP17s for the same patient ID Re-attending between 3 & 9 months - Adults	173	412	42.0%	52.0%	53.5%	51.1%
% of FP17s for Band 1 Urgent Courses	40	673	5.9%	9.8%	9.1%	9.0%
% of FP17s Relating to Free Repair or Replacements	0	673	0.0%	1.1%	1.0%	0.8%
% of FP17s Relating to Continuations	0	673	0.0%	1.2%	1.0%	0.9%
% of Patients satisfied with the dentistry they have received	2	2	N/A	93.5%	93.6%	93.3%
% of Patients satisfied with the time they had to wait for an appointment	2	2	N/A	93.1%	89.8%	88.9%

* This is based on patients treated on this contract for their most recent course of treatment. Figures in italics indicate the base number of FP17s or Patient Questionnaire responses are less than 100. N/A is shown where the base number of responses is less than 10 during the period. % is calculated as Quantity/Base number*100

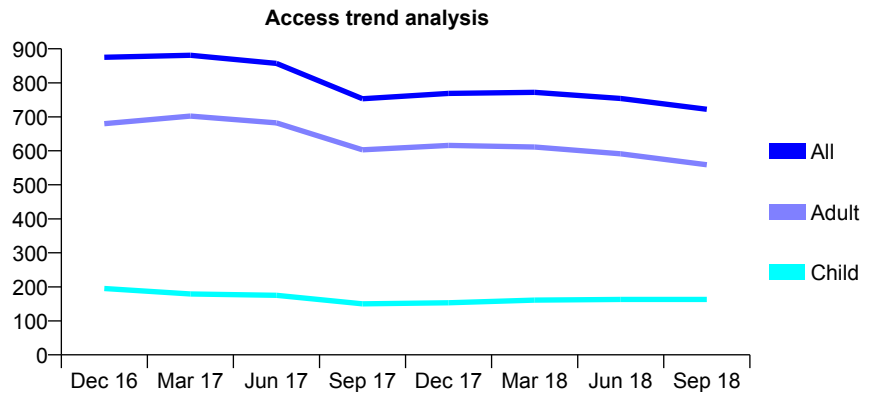
Q44 - Vital Signs At a Glance Contract Report for 141305/0016 - September 2018

Name or company name	East Cheshire NHS Trust
Contract type name	PDS Contract
Purpose of contract	General
Contract start date	01/04/2015
Contract end date	31/03/2020

18/19 Contracted general activity (UDA)	4,150
Carry forward general activity (UDA)	0
18/19 Contracted orthodontic activity (UOA)	0
Carry forward orthodontic activity (UOA)	0
Baseline contract value	£789,268.88

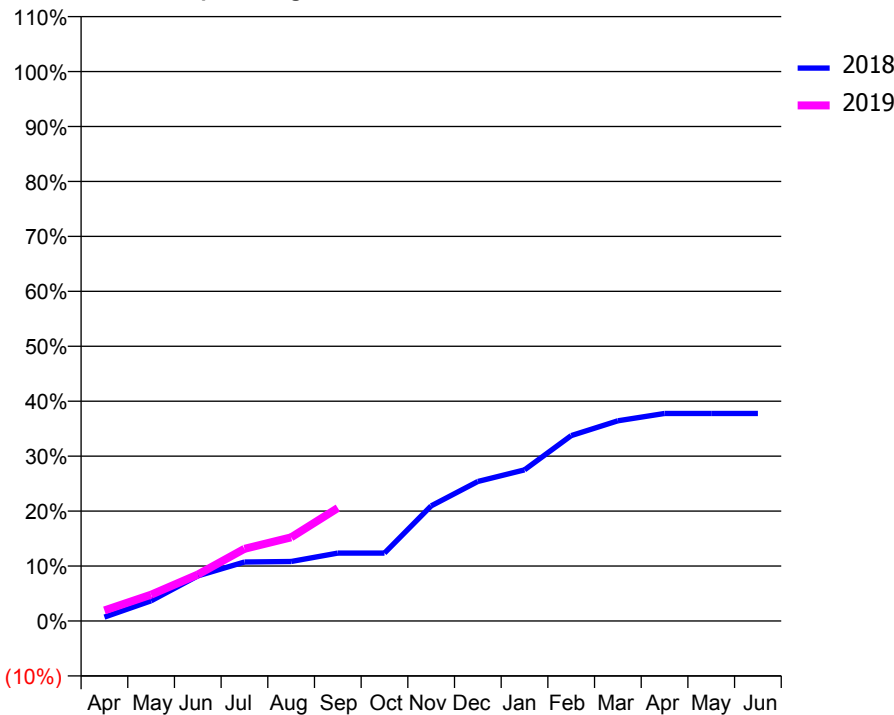
ACCESS*

Patients seen in 24 months	Total	Change since previous quarter
Quarter ending September 2017	753	
Quarter ending December 2017	769	↑
Quarter ending March 2018	772	→
Quarter ending June 2018	754	↓
Quarter ending September 2018	722	↓
Variance since September 2017	(4.1%)	↓



ACTIVITY

Cumulative percentage of contracted UDA delivered 2018 & 2019



Month	Adjusted Scheduled Activity (UDA)	
	2018	2019
April	30	80
May	153	198
June	340	351
July	445	546
August	449	632
September	513	853
October	513	
November	870	
December	1,054	
January	1,142	
February	1,400	
March	1,512	
April	1,567	
May	1,567	
June	1,567	

QUALITY

	Quantity	Base Number	Contract	AT	Region	England
% of FP17s for the same patient ID Re-attending within 3 months - Children	14	114	12.3%	11.6%	12.2%	11.6%
% of FP17s for the same patient ID Re-attending within 3 months - Adults	37	293	12.6%	16.5%	15.8%	15.5%
% of FP17s for the same patient ID Re-attending between 3 & 9 months - Children	27	114	23.7%	58.4%	60.3%	58.8%
% of FP17s for the same patient ID Re-attending between 3 & 9 months - Adults	105	293	35.8%	52.0%	53.5%	51.1%
% of FP17s for Band 1 Urgent Courses	22	379	5.8%	9.8%	9.1%	9.0%
% of FP17s Relating to Free Repair or Replacements	1	379	0.3%	1.1%	1.0%	0.8%
% of FP17s Relating to Continuations	3	379	0.8%	1.2%	1.0%	0.9%
% of Patients satisfied with the dentistry they have received	1	1	N/A	93.5%	93.6%	93.3%
% of Patients satisfied with the time they had to wait for an appointment	1	1	N/A	93.1%	89.8%	88.9%

* This is based on patients treated on this contract for their most recent course of treatment. Figures in italics indicate the base number of FP17s or Patient Questionnaire responses are less than 100. N/A is shown where the base number of responses is less than 10 during the period. % is calculated as Quantity/Base number*100

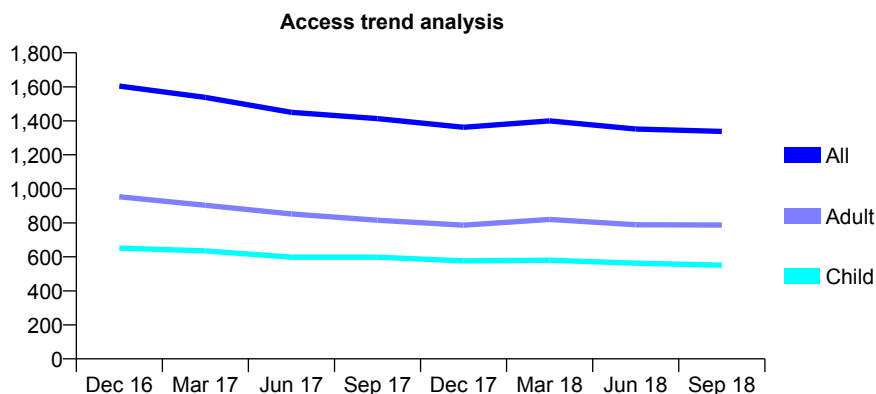
Q44 - Vital Signs At a Glance Contract Report for 141380/0001 - September 2018

Name or company name	Jackson & Lax
Contract type name	GDS Contract
Purpose of contract	General
Contract start date	01/04/2009
Contract end date	

18/19 Contracted general activity (UDA)	4,000
Carry forward general activity (UDA)	0
18/19 Contracted orthodontic activity (UOA)	0
Carry forward orthodontic activity (UOA)	0
Baseline contract value	£104,960.00

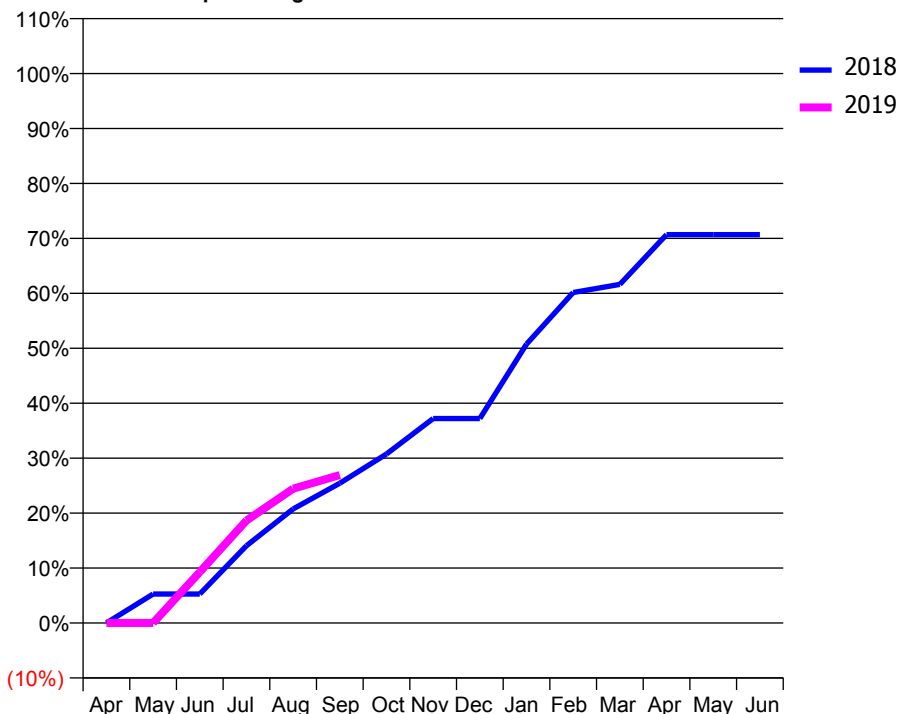
ACCESS*

Patients seen in 24 months	Total	Change since previous quarter
Quarter ending September 2017	1,413	
Quarter ending December 2017	1,362	↓
Quarter ending March 2018	1,400	↑
Quarter ending June 2018	1,352	↓
Quarter ending September 2018	1,338	↓
Variance since September 2017	(5.3%)	↓



ACTIVITY

Cumulative percentage of contracted UDA delivered 2018 & 2019



Adjusted Scheduled Activity (UDA)

Month	2018	2019
April	0	0
May	268	0
June	268	371
July	714	746
August	1,055	978
September	1,293	1,077
October	1,563	
November	1,891	
December	1,891	
January	2,579	
February	3,056	
March	3,132	
April	3,591	
May	3,591	
June	3,591	

QUALITY

	Quantity	Base Number	Contract	AT	Region	England
% of FP17s for the same patient ID Re-attending within 3 months - Children	24	413	5.8%	11.6%	12.2%	11.6%
% of FP17s for the same patient ID Re-attending within 3 months - Adults	43	377	11.4%	16.5%	15.8%	15.5%
% of FP17s for the same patient ID Re-attending between 3 & 9 months - Children	278	413	67.3%	58.4%	60.3%	58.8%
% of FP17s for the same patient ID Re-attending between 3 & 9 months - Adults	188	377	49.9%	52.0%	53.5%	51.1%
% of FP17s for Band 1 Urgent Courses	36	580	6.2%	9.8%	9.1%	9.0%
% of FP17s Relating to Free Repair or Replacements	0	580	0.0%	1.1%	1.0%	0.8%
% of FP17s Relating to Continuations	6	580	1.0%	1.2%	1.0%	0.9%
% of Patients satisfied with the dentistry they have received	4	4	N/A	93.5%	93.6%	93.3%
% of Patients satisfied with the time they had to wait for an appointment	4	4	N/A	93.1%	89.8%	88.9%

* This is based on patients treated on this contract for their most recent course of treatment. Figures in italics indicate the base number of FP17s or Patient Questionnaire responses are less than 100. N/A is shown where the base number of responses is less than 10 during the period. % is calculated as Quantity/Base number*100

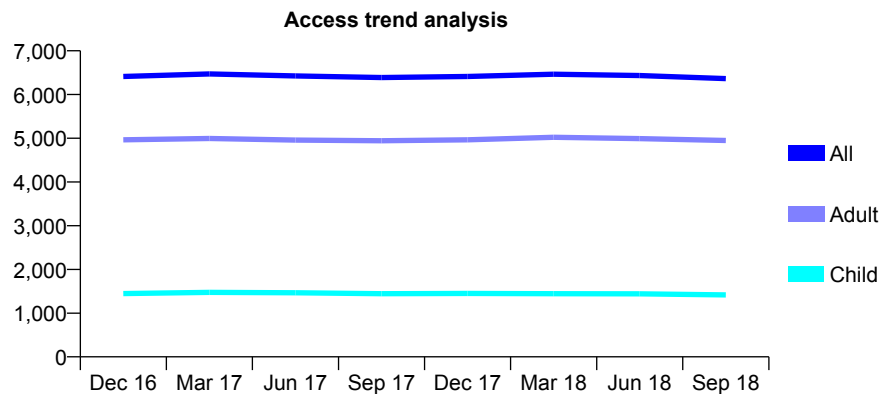
Q44 - Vital Signs At a Glance Contract Report for 142239/0001 - September 2018

Name or company name	Banks House Dental Practice
Contract type name	GDS Contract
Purpose of contract	General
Contract start date	01/04/2006
Contract end date	

18/19 Contracted general activity (UDA)	18,342
Carry forward general activity (UDA)	29
18/19 Contracted orthodontic activity (UOA)	0
Carry forward orthodontic activity (UOA)	0
Baseline contract value	£535,828.68

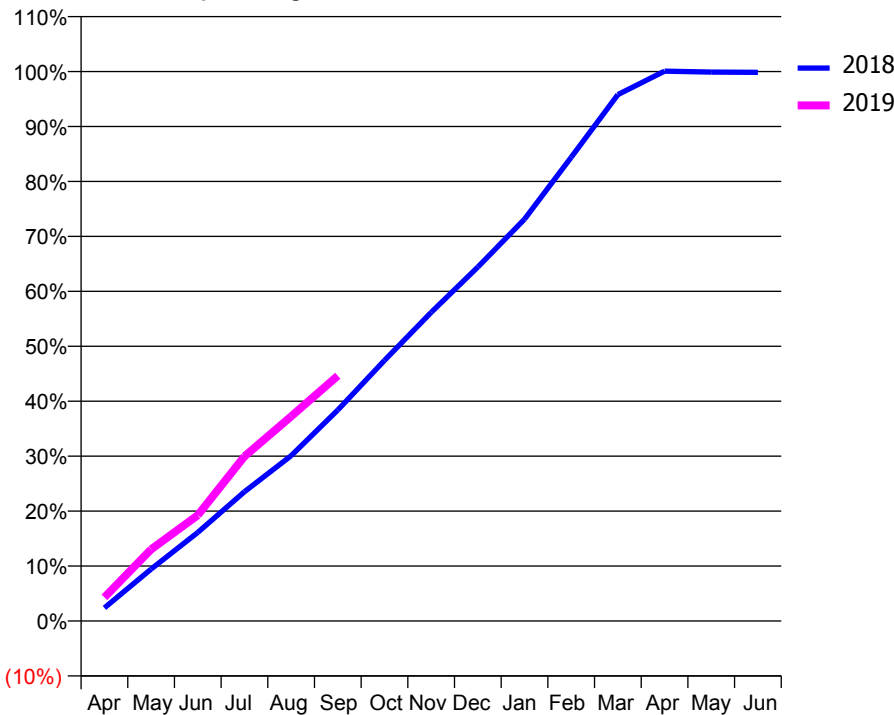
ACCESS*

Patients seen in 24 months	Total	Change since previous quarter
Quarter ending September 2017	6,387	
Quarter ending December 2017	6,413	→
Quarter ending March 2018	6,466	→
Quarter ending June 2018	6,434	→
Quarter ending September 2018	6,365	↓
Variance since September 2017	(0.3%)	→



ACTIVITY

Cumulative percentage of contracted UDA delivered 2018 & 2019



Month	Adjusted Scheduled Activity (UDA)	
	2018	2019
April	439	791
May	1,735	2,392
June	2,956	3,533
July	4,315	5,493
August	5,515	6,829
September	7,044	8,187
October	8,698	
November	10,304	
December	11,817	
January	13,413	
February	15,478	
March	17,569	
April	18,352	
May	18,323	
June	18,313	

QUALITY

	Quantity	Base Number	Contract	AT	Region	England
% of FP17s for the same patient ID Re-attending within 3 months - Children	223	1,225	18.2%	11.6%	12.2%	11.6%
% of FP17s for the same patient ID Re-attending within 3 months - Adults	396	2,871	13.8%	16.5%	15.8%	15.5%
% of FP17s for the same patient ID Re-attending between 3 & 9 months - Children	673	1,225	54.9%	58.4%	60.3%	58.8%
% of FP17s for the same patient ID Re-attending between 3 & 9 months - Adults	1,184	2,871	41.2%	52.0%	53.5%	51.1%
% of FP17s for Band 1 Urgent Courses	205	3,794	5.4%	9.8%	9.1%	9.0%
% of FP17s Relating to Free Repair or Replacements	67	3,794	1.8%	1.1%	1.0%	0.8%
% of FP17s Relating to Continuations	16	3,794	0.4%	1.2%	1.0%	0.9%
% of Patients satisfied with the dentistry they have received	5	5	N/A	93.5%	93.6%	93.3%
% of Patients satisfied with the time they had to wait for an appointment	4	5	N/A	93.1%	89.8%	88.9%

* This is based on patients treated on this contract for their most recent course of treatment. Figures in italics indicate the base number of FP17s or Patient Questionnaire responses are less than 100. N/A is shown where the base number of responses is less than 10 during the period. % is calculated as Quantity/Base number*100

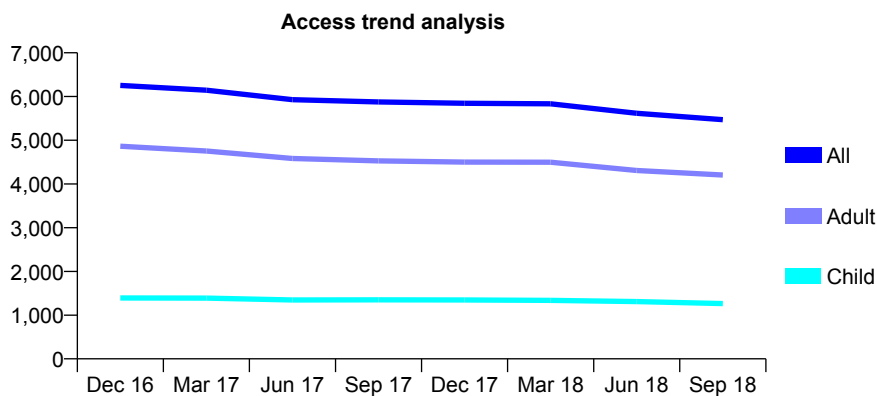
Q44 - Vital Signs At a Glance Contract Report for 143243/0001 - September 2018

Name or company name	IDH Ltd
Contract type name	GDS Contract
Purpose of contract	General
Contract start date	01/07/2008
Contract end date	

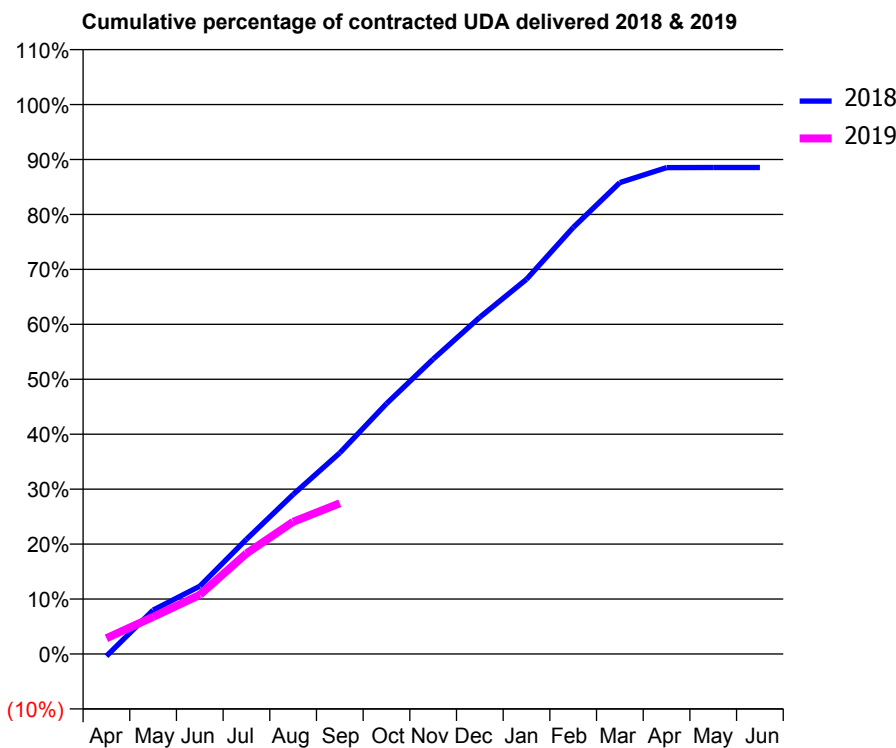
18/19 Contracted general activity (UDA)	16,035
Carry forward general activity (UDA)	0
18/19 Contracted orthodontic activity (UOA)	0
Carry forward orthodontic activity (UOA)	0
Baseline contract value	£460,092.24

ACCESS*

Patients seen in 24 months	Total	Change since previous quarter
Quarter ending September 2017	5,876	
Quarter ending December 2017	5,846	→
Quarter ending March 2018	5,833	→
Quarter ending June 2018	5,618	↓
Quarter ending September 2018	5,471	↓
Variance since September 2017	(6.9%)	↓



ACTIVITY



Adjusted Scheduled Activity (UDA)		
Month	2018	2019
April	-64	460
May	1,282	1,085
June	1,981	1,727
July	3,350	2,934
August	4,657	3,857
September	5,870	4,397
October	7,306	
November	8,604	
December	9,828	
January	10,938	
February	12,447	
March	13,758	
April	14,194	
May	14,197	
June	14,196	

QUALITY

	Quantity	Base Number	Contract	AT	Region	England
% of FP17s for the same patient ID Re-attending within 3 months - Children	33	587	5.6%	11.6%	12.2%	11.6%
% of FP17s for the same patient ID Re-attending within 3 months - Adults	262	1,866	14.0%	16.5%	15.8%	15.5%
% of FP17s for the same patient ID Re-attending between 3 & 9 months - Children	321	587	54.7%	58.4%	60.3%	58.8%
% of FP17s for the same patient ID Re-attending between 3 & 9 months - Adults	904	1,866	48.4%	52.0%	53.5%	51.1%
% of FP17s for Band 1 Urgent Courses	186	2,240	8.3%	9.8%	9.1%	9.0%
% of FP17s Relating to Free Repair or Replacements	12	2,240	0.5%	1.1%	1.0%	0.8%
% of FP17s Relating to Continuations	65	2,240	2.9%	1.2%	1.0%	0.9%
% of Patients satisfied with the dentistry they have received	4	4	N/A	93.5%	93.6%	93.3%
% of Patients satisfied with the time they had to wait for an appointment	4	4	N/A	93.1%	89.8%	88.9%

* This is based on patients treated on this contract for their most recent course of treatment. Figures in italics indicate the base number of FP17s or Patient Questionnaire responses are less than 100. N/A is shown where the base number of responses is less than 10 during the period. % is calculated as Quantity/Base number*100

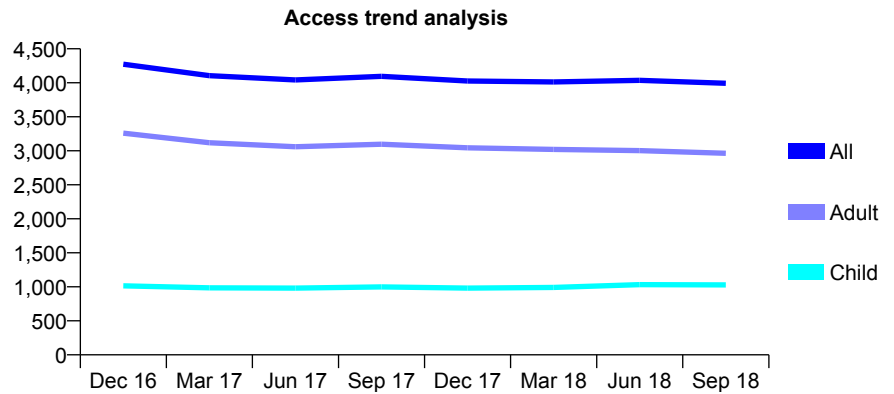
Q44 - Vital Signs At a Glance Contract Report for 143243/0002 - September 2018

Name or company name	IDH Ltd
Contract type name	GDS Contract
Purpose of contract	General
Contract start date	01/07/2008
Contract end date	

18/19 Contracted general activity (UDA)	12,500
Carry forward general activity (UDA)	276
18/19 Contracted orthodontic activity (UOA)	0
Carry forward orthodontic activity (UOA)	0
Baseline contract value	£314,987.13

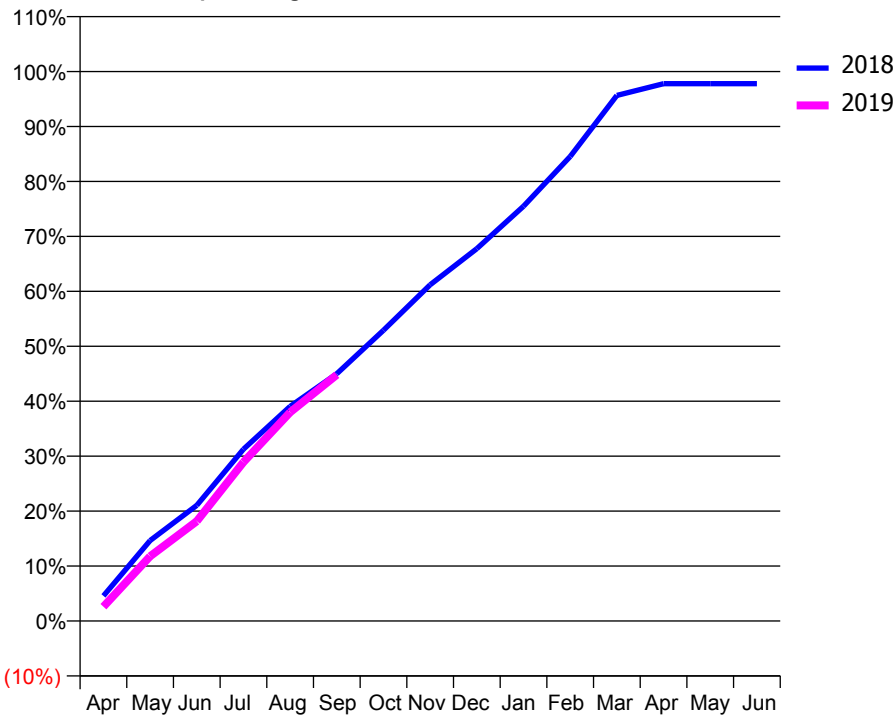
ACCESS*

Patients seen in 24 months	Total	Change since previous quarter
Quarter ending September 2017	4,096	
Quarter ending December 2017	4,026	↓
Quarter ending March 2018	4,012	→
Quarter ending June 2018	4,036	→
Quarter ending September 2018	3,993	↓
Variance since September 2017	(2.5%)	↓



ACTIVITY

Cumulative percentage of contracted UDA delivered 2018 & 2019



Month	Adjusted Scheduled Activity (UDA)	
	2018	2019
April	573	327
May	1,831	1,473
June	2,632	2,271
July	3,907	3,615
August	4,882	4,748
September	5,625	5,601
October	6,613	
November	7,649	
December	8,471	
January	9,436	
February	10,568	
March	11,955	
April	12,223	
May	12,223	
June	12,223	

QUALITY

	Quantity	Base Number	Contract	AT	Region	England
% of FP17s for the same patient ID Re-attending within 3 months - Children	81	828	9.8%	11.6%	12.2%	11.6%
% of FP17s for the same patient ID Re-attending within 3 months - Adults	340	2,110	16.1%	16.5%	15.8%	15.5%
% of FP17s for the same patient ID Re-attending between 3 & 9 months - Children	442	828	53.4%	58.4%	60.3%	58.8%
% of FP17s for the same patient ID Re-attending between 3 & 9 months - Adults	1,088	2,110	51.6%	52.0%	53.5%	51.1%
% of FP17s for Band 1 Urgent Courses	361	2,805	12.9%	9.8%	9.1%	9.0%
% of FP17s Relating to Free Repair or Replacements	18	2,805	0.6%	1.1%	1.0%	0.8%
% of FP17s Relating to Continuations	41	2,805	1.5%	1.2%	1.0%	0.9%
% of Patients satisfied with the dentistry they have received	1	1	N/A	93.5%	93.6%	93.3%
% of Patients satisfied with the time they had to wait for an appointment	1	1	N/A	93.1%	89.8%	88.9%

* This is based on patients treated on this contract for their most recent course of treatment. Figures in italics indicate the base number of FP17s or Patient Questionnaire responses are less than 100. N/A is shown where the base number of responses is less than 10 during the period. % is calculated as Quantity/Base number*100

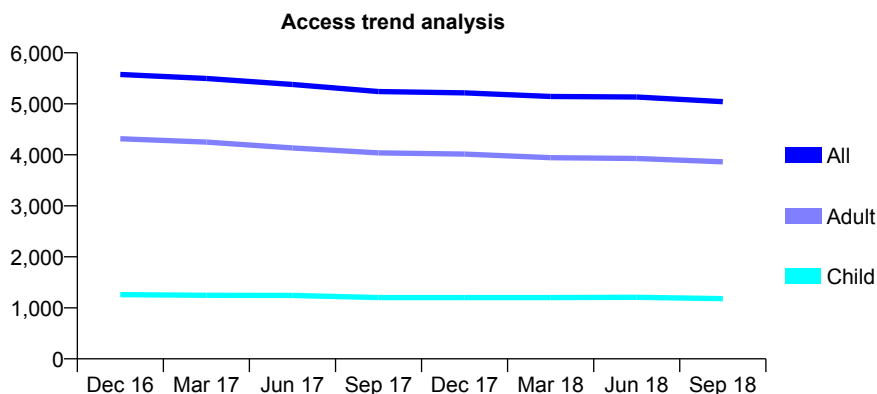
Q44 - Vital Signs At a Glance Contract Report for 143243/0003 - September 2018

Name or company name	IDH Ltd
Contract type name	GDS Contract
Purpose of contract	General
Contract start date	01/07/2008
Contract end date	

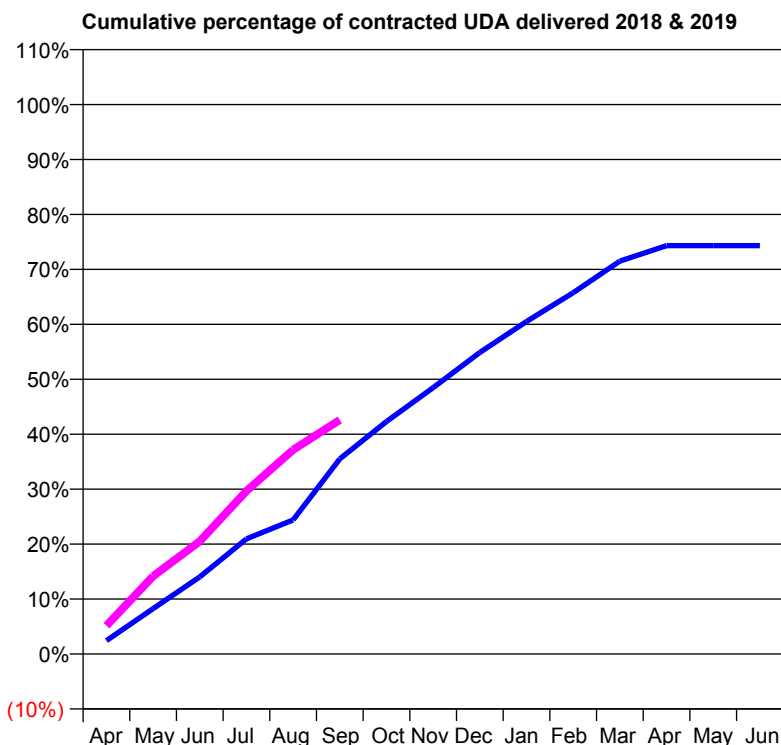
18/19 Contracted general activity (UDA)	15,700
Carry forward general activity (UDA)	0
18/19 Contracted orthodontic activity (UOA)	0
Carry forward orthodontic activity (UOA)	0
Baseline contract value	£443,389.02

ACCESS*

Patients seen in 24 months	Total	Change since previous quarter
Quarter ending September 2017	5,241	
Quarter ending December 2017	5,214	→
Quarter ending March 2018	5,145	↓
Quarter ending June 2018	5,134	→
Quarter ending September 2018	5,043	↓
Variance since September 2017	(3.8%)	↓



ACTIVITY



Adjusted Scheduled Activity (UDA)		
Month	2018	2019
April	381	809
May	1,296	2,224
June	2,205	3,220
July	3,291	4,657
August	3,830	5,833
September	5,576	6,690
October	6,642	
November	7,610	
December	8,617	
January	9,499	
February	10,321	
March	11,227	
April	11,667	
May	11,667	
June	11,667	

QUALITY

	Quantity	Base Number	Contract	AT	Region	England
% of FP17s for the same patient ID Re-attending within 3 months - Children	54	815	6.6%	11.6%	12.2%	11.6%
% of FP17s for the same patient ID Re-attending within 3 months - Adults	396	2,583	15.3%	16.5%	15.8%	15.5%
% of FP17s for the same patient ID Re-attending between 3 & 9 months - Children	416	815	51.0%	58.4%	60.3%	58.8%
% of FP17s for the same patient ID Re-attending between 3 & 9 months - Adults	1,113	2,583	43.1%	52.0%	53.5%	51.1%
% of FP17s for Band 1 Urgent Courses	308	3,203	9.6%	9.8%	9.1%	9.0%
% of FP17s Relating to Free Repair or Replacements	31	3,203	1.0%	1.1%	1.0%	0.8%
% of FP17s Relating to Continuations	68	3,203	2.1%	1.2%	1.0%	0.9%
% of Patients satisfied with the dentistry they have received	5	6	N/A	93.5%	93.6%	93.3%
% of Patients satisfied with the time they had to wait for an appointment	5	6	N/A	93.1%	89.8%	88.9%

* This is based on patients treated on this contract for their most recent course of treatment. Figures in italics indicate the base number of FP17s or Patient Questionnaire responses are less than 100. N/A is shown where the base number of responses is less than 10 during the period. % is calculated as Quantity/Base number*100

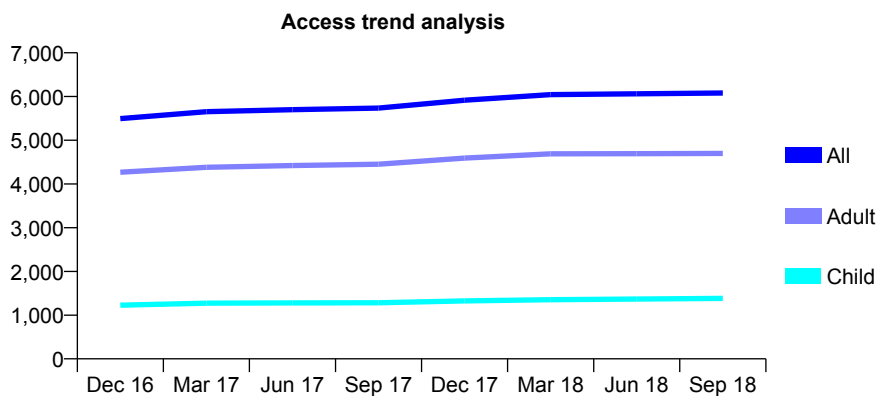
Q44 - Vital Signs At a Glance Contract Report for 143243/0004 - September 2018

Name or company name	IDH Ltd
Contract type name	GDS Contract
Purpose of contract	General
Contract start date	01/07/2008
Contract end date	

18/19 Contracted general activity (UDA)	17,095
Carry forward general activity (UDA)	509
18/19 Contracted orthodontic activity (UOA)	0
Carry forward orthodontic activity (UOA)	0
Baseline contract value	£367,821.61

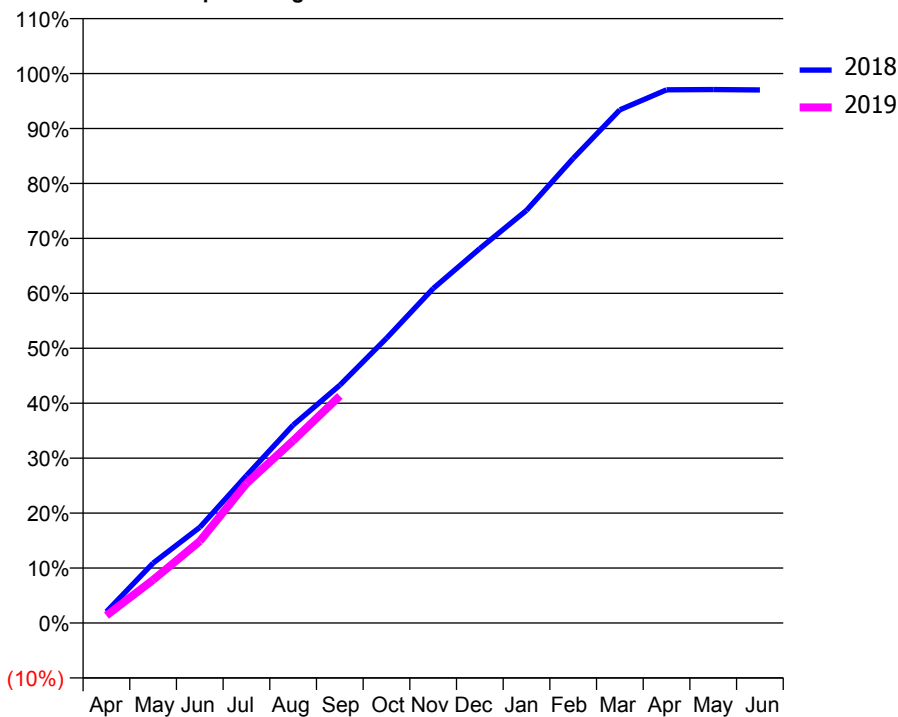
ACCESS*

Patients seen in 24 months	Total	Change since previous quarter
Quarter ending September 2017	5,735	
Quarter ending December 2017	5,916	↑
Quarter ending March 2018	6,044	↑
Quarter ending June 2018	6,061	→
Quarter ending September 2018	6,081	→
Variance since September 2017	6.0%	↑



ACTIVITY

Cumulative percentage of contracted UDA delivered 2018 & 2019



Month	Adjusted Scheduled Activity (UDA)	
	2018	2019
April	349	236
May	1,866	1,341
June	2,978	2,547
July	4,587	4,343
August	6,157	5,671
September	7,397	7,064
October	8,859	
November	10,408	
December	11,651	
January	12,839	
February	14,455	
March	15,965	
April	16,588	
May	16,596	
June	16,585	

QUALITY

	Quantity	Base Number	Contract	AT	Region	England
% of FP17s for the same patient ID Re-attending within 3 months - Children	46	940	4.9%	11.6%	12.2%	11.6%
% of FP17s for the same patient ID Re-attending within 3 months - Adults	307	2,999	10.2%	16.5%	15.8%	15.5%
% of FP17s for the same patient ID Re-attending between 3 & 9 months - Children	557	940	59.3%	58.4%	60.3%	58.8%
% of FP17s for the same patient ID Re-attending between 3 & 9 months - Adults	1,686	2,999	56.2%	52.0%	53.5%	51.1%
% of FP17s for Band 1 Urgent Courses	220	3,672	6.0%	9.8%	9.1%	9.0%
% of FP17s Relating to Free Repair or Replacements	39	3,672	1.1%	1.1%	1.0%	0.8%
% of FP17s Relating to Continuations	47	3,672	1.3%	1.2%	1.0%	0.9%
% of Patients satisfied with the dentistry they have received	4	6	N/A	93.5%	93.6%	93.3%
% of Patients satisfied with the time they had to wait for an appointment	5	6	N/A	93.1%	89.8%	88.9%

* This is based on patients treated on this contract for their most recent course of treatment. Figures in italics indicate the base number of FP17s or Patient Questionnaire responses are less than 100. N/A is shown where the base number of responses is less than 10 during the period. % is calculated as Quantity/Base number*100

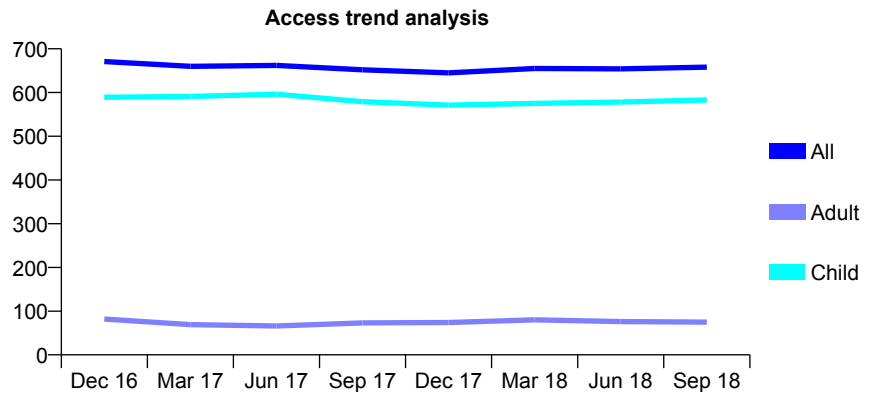
Q44 - Vital Signs At a Glance Contract Report for 144606/0001 - September 2018

Name or company name	Rock House Dental Practice
Contract type name	GDS Contract
Purpose of contract	General
Contract start date	01/11/2011
Contract end date	

18/19 Contracted general activity (UDA)	1,498
Carry forward general activity (UDA)	0
18/19 Contracted orthodontic activity (UOA)	0
Carry forward orthodontic activity (UOA)	0
Baseline contract value	£38,485.41

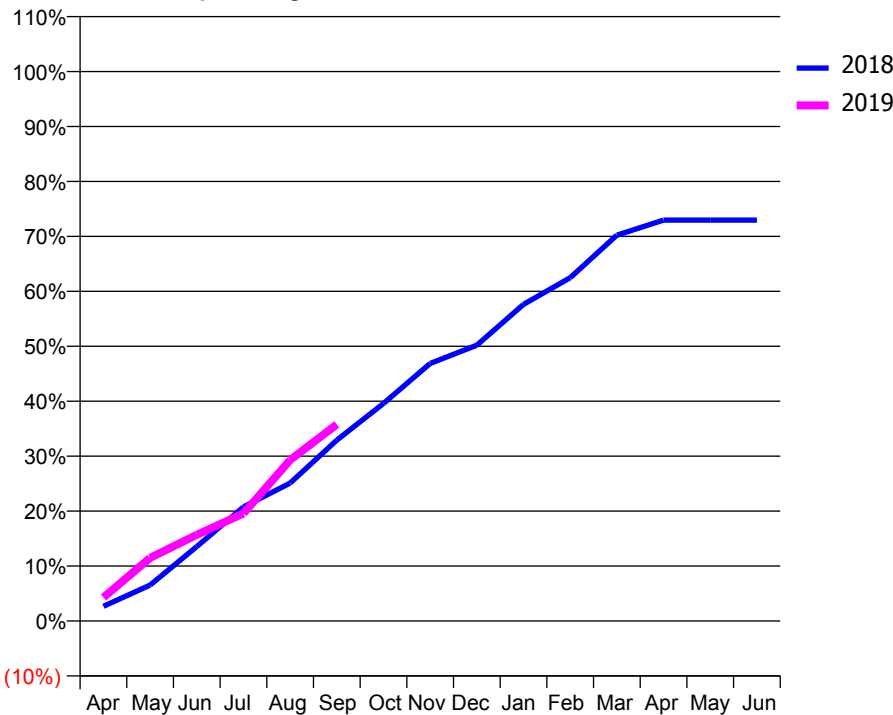
ACCESS*

Patients seen in 24 months	Total	Change since previous quarter
Quarter ending September 2017	652	
Quarter ending December 2017	645	↓
Quarter ending March 2018	655	→
Quarter ending June 2018	654	→
Quarter ending September 2018	658	→
Variance since September 2017	0.9%	→



ACTIVITY

Cumulative percentage of contracted UDA delivered 2018 & 2019



Month	Adjusted Scheduled Activity (UDA)	
	2018	2019
April	40	64
May	98	172
June	203	235
July	311	293
August	376	439
September	493	536
October	593	
November	702	
December	752	
January	863	
February	936	
March	1,052	
April	1,093	
May	1,093	
June	1,093	

QUALITY

	Quantity	Base Number	Contract	AT	Region	England
% of FP17s for the same patient ID Re-attending within 3 months - Children	26	443	5.9%	11.6%	12.2%	11.6%
% of FP17s for the same patient ID Re-attending within 3 months - Adults	0	0	N/A	16.5%	15.8%	15.5%
% of FP17s for the same patient ID Re-attending between 3 & 9 months - Children	267	443	60.3%	58.4%	60.3%	58.8%
% of FP17s for the same patient ID Re-attending between 3 & 9 months - Adults	0	0	N/A	52.0%	53.5%	51.1%
% of FP17s for Band 1 Urgent Courses	0	414	0.0%	9.8%	9.1%	9.0%
% of FP17s Relating to Free Repair or Replacements	0	414	0.0%	1.1%	1.0%	0.8%
% of FP17s Relating to Continuations	8	414	1.9%	1.2%	1.0%	0.9%
% of Patients satisfied with the dentistry they have received	0	0	N/A	93.5%	93.6%	93.3%
% of Patients satisfied with the time they had to wait for an appointment	0	0	N/A	93.1%	89.8%	88.9%

* This is based on patients treated on this contract for their most recent course of treatment. Figures in italics indicate the base number of FP17s or Patient Questionnaire responses are less than 100. N/A is shown where the base number of responses is less than 10 during the period. % is calculated as Quantity/Base number*100

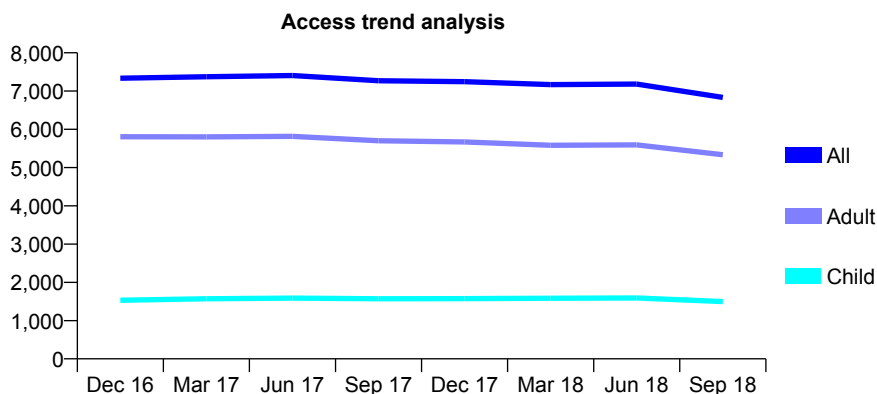
Q44 - Vital Signs At a Glance Contract Report for 144673/0001 - September 2018

Name or company name	WK Dent Limited
Contract type name	GDS Contract
Purpose of contract	General
Contract start date	01/04/2010
Contract end date	

18/19 Contracted general activity (UDA)	22,000
Carry forward general activity (UDA)	0
18/19 Contracted orthodontic activity (UOA)	0
Carry forward orthodontic activity (UOA)	0
Baseline contract value	£483,957.21

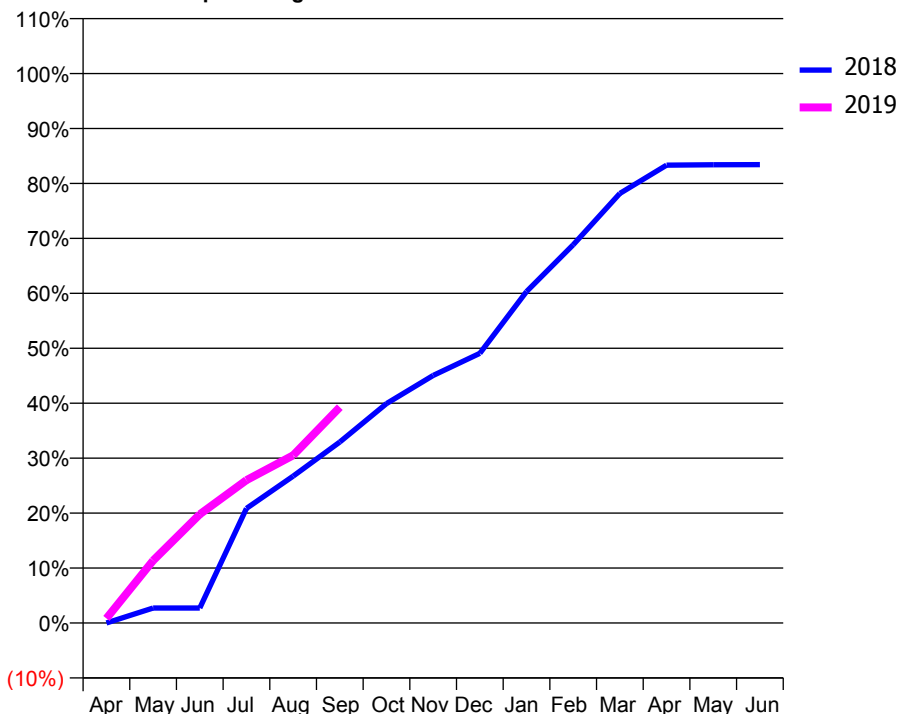
ACCESS*

Patients seen in 24 months	Total	Change since previous quarter
Quarter ending September 2017	7,270	
Quarter ending December 2017	7,244	→
Quarter ending March 2018	7,167	↓
Quarter ending June 2018	7,184	→
Quarter ending September 2018	6,833	↓
Variance since September 2017	(6.0%)	↓



ACTIVITY

Cumulative percentage of contracted UDA delivered 2018 & 2019



Adjusted Scheduled Activity (UDA)		
Month	2018	2019
April	0	185
May	671	2,499
June	671	4,353
July	5,109	5,723
August	6,552	6,713
September	8,073	8,638
October	9,784	
November	11,036	
December	12,024	
January	14,779	
February	16,864	
March	19,152	
April	20,413	
May	20,432	
June	20,437	

QUALITY

	Quantity	Base Number	Contract	AT	Region	England
% of FP17s for the same patient ID Re-attending within 3 months - Children	125	1,358	9.2%	11.6%	12.2%	11.6%
% of FP17s for the same patient ID Re-attending within 3 months - Adults	644	4,072	15.8%	16.5%	15.8%	15.5%
% of FP17s for the same patient ID Re-attending between 3 & 9 months - Children	988	1,358	72.8%	58.4%	60.3%	58.8%
% of FP17s for the same patient ID Re-attending between 3 & 9 months - Adults	2,765	4,072	67.9%	52.0%	53.5%	51.1%
% of FP17s for Band 1 Urgent Courses	242	4,786	5.1%	9.8%	9.1%	9.0%
% of FP17s Relating to Free Repair or Replacements	41	4,786	0.9%	1.1%	1.0%	0.8%
% of FP17s Relating to Continuations	16	4,786	0.3%	1.2%	1.0%	0.9%
% of Patients satisfied with the dentistry they have received	7	7	N/A	93.5%	93.6%	93.3%
% of Patients satisfied with the time they had to wait for an appointment	7	7	N/A	93.1%	89.8%	88.9%

* This is based on patients treated on this contract for their most recent course of treatment. Figures in italics indicate the base number of FP17s or Patient Questionnaire responses are less than 100. N/A is shown where the base number of responses is less than 10 during the period. % is calculated as Quantity/Base number*100

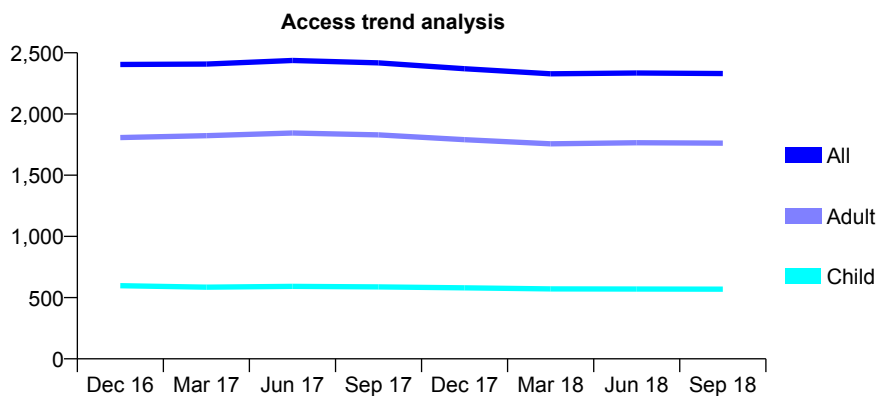
Q44 - Vital Signs At a Glance Contract Report for 145378/0001 - September 2018

Name or company name	Medinox Ltd
Contract type name	GDS Contract
Purpose of contract	General
Contract start date	01/01/2007
Contract end date	

18/19 Contracted general activity (UDA)	8,631
Carry forward general activity (UDA)	0
18/19 Contracted orthodontic activity (UOA)	0
Carry forward orthodontic activity (UOA)	0
Baseline contract value	£207,572.67

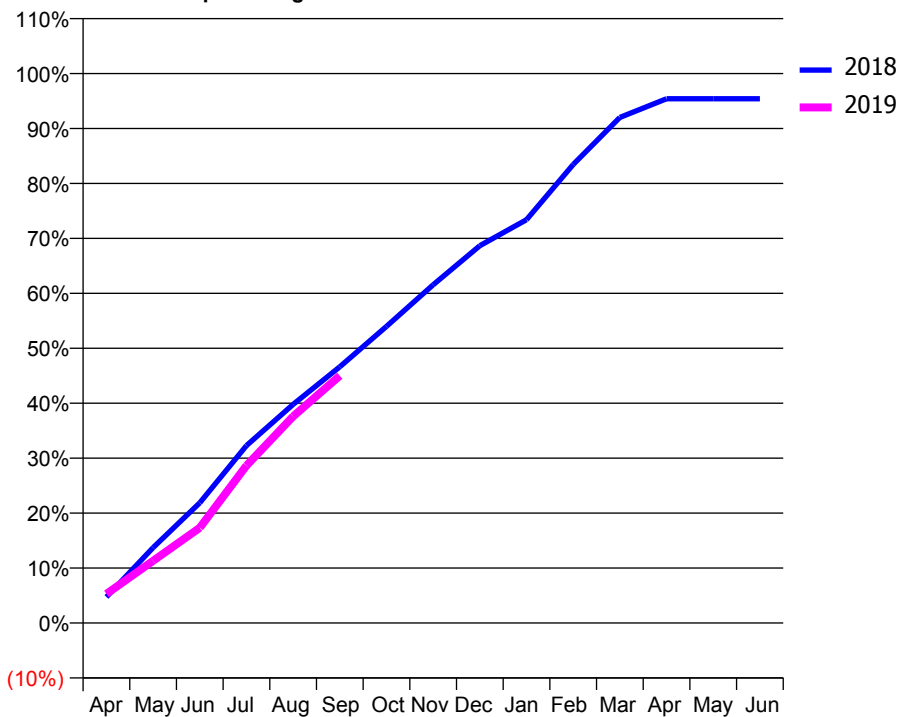
ACCESS*

Patients seen in 24 months	Total	Change since previous quarter
Quarter ending September 2017	2,418	
Quarter ending December 2017	2,370	↓
Quarter ending March 2018	2,328	↓
Quarter ending June 2018	2,335	→
Quarter ending September 2018	2,331	→
Variance since September 2017	(3.6%)	↓



ACTIVITY

Cumulative percentage of contracted UDA delivered 2018 & 2019



Adjusted Scheduled Activity (UDA)

Month	2018	2019
April	410	457
May	1,184	976
June	1,887	1,496
July	2,786	2,472
August	3,434	3,246
September	4,025	3,883
October	4,660	
November	5,313	
December	5,927	
January	6,335	
February	7,202	
March	7,942	
April	8,233	
May	8,235	
June	8,235	

QUALITY

	Quantity	Base Number	Contract	AT	Region	England
% of FP17s for the same patient ID Re-attending within 3 months - Children	22	479	4.6%	11.6%	12.2%	11.6%
% of FP17s for the same patient ID Re-attending within 3 months - Adults	138	1,371	10.1%	16.5%	15.8%	15.5%
% of FP17s for the same patient ID Re-attending between 3 & 9 months - Children	316	479	66.0%	58.4%	60.3%	58.8%
% of FP17s for the same patient ID Re-attending between 3 & 9 months - Adults	759	1,371	55.4%	52.0%	53.5%	51.1%
% of FP17s for Band 1 Urgent Courses	97	1,749	5.5%	9.8%	9.1%	9.0%
% of FP17s Relating to Free Repair or Replacements	11	1,749	0.6%	1.1%	1.0%	0.8%
% of FP17s Relating to Continuations	12	1,749	0.7%	1.2%	1.0%	0.9%
% of Patients satisfied with the dentistry they have received	4	4	N/A	93.5%	93.6%	93.3%
% of Patients satisfied with the time they had to wait for an appointment	4	4	N/A	93.1%	89.8%	88.9%

* This is based on patients treated on this contract for their most recent course of treatment. Figures in italics indicate the base number of FP17s or Patient Questionnaire responses are less than 100. N/A is shown where the base number of responses is less than 10 during the period. % is calculated as Quantity/Base number*100

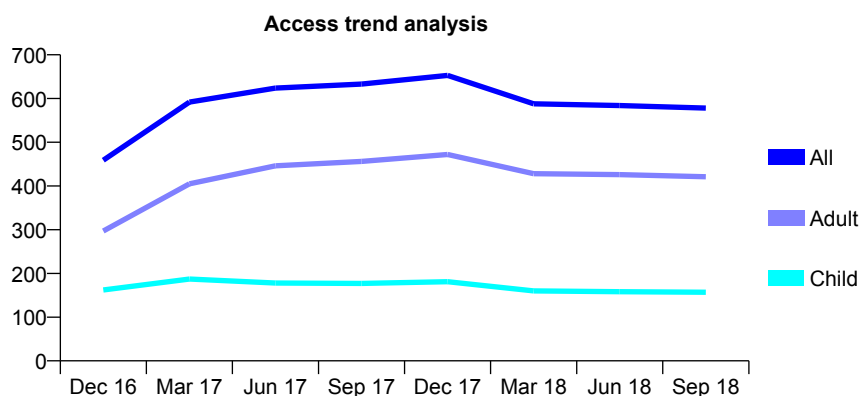
Q44 - Vital Signs At a Glance Contract Report for 146951/0001 - September 2018

Name or company name	Chester Smiles
Contract type name	GDS Contract
Purpose of contract	General
Contract start date	01/04/2014
Contract end date	

18/19 Contracted general activity (UDA)	1,400
Carry forward general activity (UDA)	0
18/19 Contracted orthodontic activity (UOA)	0
Carry forward orthodontic activity (UOA)	0
Baseline contract value	£29,916.49

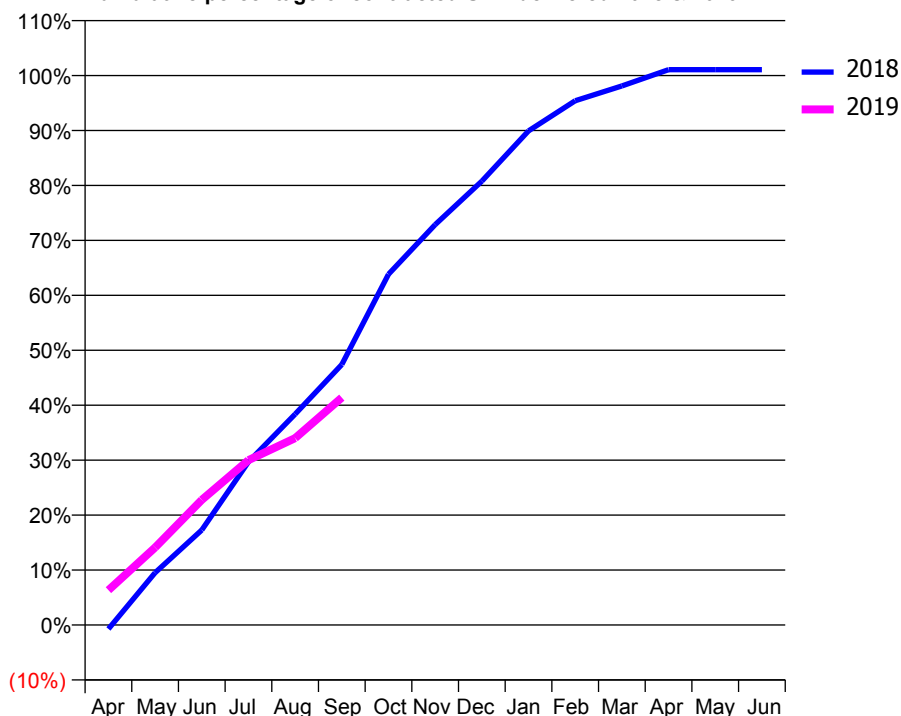
ACCESS*

Patients seen in 24 months	Total	Change since previous quarter
Quarter ending September 2017	633	
Quarter ending December 2017	653	↑
Quarter ending March 2018	588	↓
Quarter ending June 2018	584	→
Quarter ending September 2018	578	↓
Variance since September 2017	(8.7%)	↓



ACTIVITY

Cumulative percentage of contracted UDA delivered 2018 & 2019



Month	Adjusted Scheduled Activity (UDA)	
	2018	2019
April	-10	89
May	136	197
June	247	319
July	424	420
August	548	476
September	677	579
October	911	
November	1,040	
December	1,154	
January	1,284	
February	1,362	
March	1,401	
April	1,443	
May	1,443	
June	1,443	

QUALITY

	Quantity	Base Number	Contract	AT	Region	England
% of FP17s for the same patient ID Re-attending within 3 months - Children	1	102	1.0%	11.6%	12.2%	11.6%
% of FP17s for the same patient ID Re-attending within 3 months - Adults	12	254	4.7%	16.5%	15.8%	15.5%
% of FP17s for the same patient ID Re-attending between 3 & 9 months - Children	45	102	44.1%	58.4%	60.3%	58.8%
% of FP17s for the same patient ID Re-attending between 3 & 9 months - Adults	91	254	35.8%	52.0%	53.5%	51.1%
% of FP17s for Band 1 Urgent Courses	17	340	5.0%	9.8%	9.1%	9.0%
% of FP17s Relating to Free Repair or Replacements	1	340	0.3%	1.1%	1.0%	0.8%
% of FP17s Relating to Continuations	4	340	1.2%	1.2%	1.0%	0.9%
% of Patients satisfied with the dentistry they have received	0	0	N/A	93.5%	93.6%	93.3%
% of Patients satisfied with the time they had to wait for an appointment	0	0	N/A	93.1%	89.8%	88.9%

* This is based on patients treated on this contract for their most recent course of treatment. Figures in italics indicate the base number of FP17s or Patient Questionnaire responses are less than 100. N/A is shown where the base number of responses is less than 10 during the period. % is calculated as Quantity/Base number*100

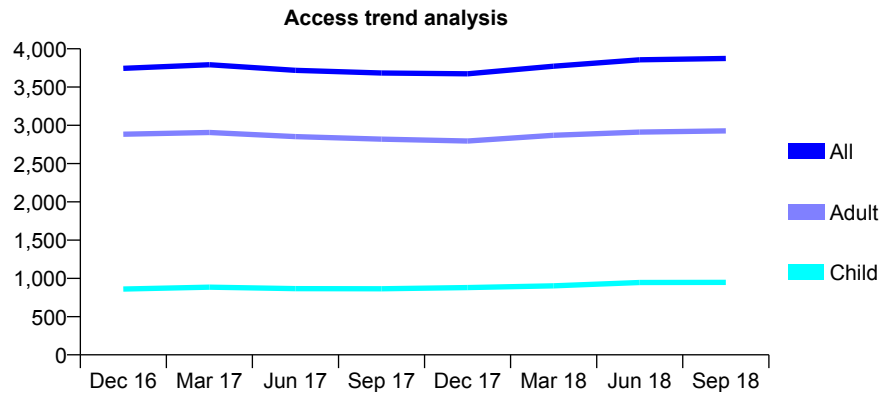
Q44 - Vital Signs At a Glance Contract Report for 146986/0001 - September 2018

Name or company name	Middlewich Street Dental Practice Ltd
Contract type name	GDS Contract
Purpose of contract	General
Contract start date	01/06/2011
Contract end date	

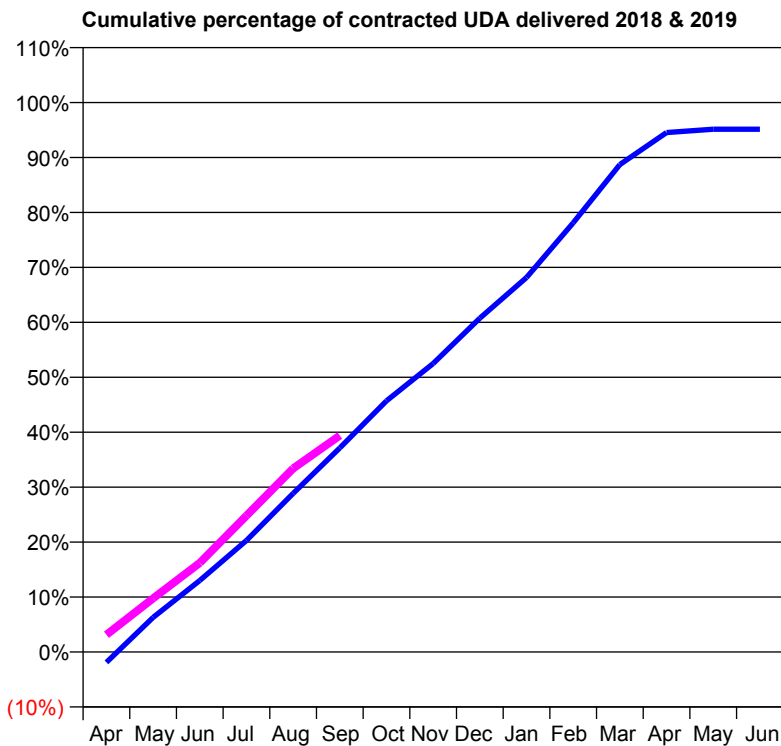
18/19 Contracted general activity (UDA)	12,106
Carry forward general activity (UDA)	0
18/19 Contracted orthodontic activity (UOA)	0
Carry forward orthodontic activity (UOA)	0
Baseline contract value	£346,699.13

ACCESS*

Patients seen in 24 months	Total	Change since previous quarter
Quarter ending September 2017	3,683	
Quarter ending December 2017	3,674	→
Quarter ending March 2018	3,772	↑
Quarter ending June 2018	3,856	↑
Quarter ending September 2018	3,874	→
Variance since September 2017	5.2%	↑



ACTIVITY



Month	Adjusted Scheduled Activity (UDA)	
	2018	2019
April	-230	381
May	762	1,183
June	1,577	1,963
July	2,457	3,003
August	3,496	4,043
September	4,496	4,770
October	5,532	
November	6,356	
December	7,355	
January	8,252	
February	9,456	
March	10,739	
April	11,444	
May	11,517	
June	11,517	

QUALITY

	Quantity	Base Number	Contract	AT	Region	England
% of FP17s for the same patient ID Re-attending within 3 months - Children	59	718	8.2%	11.6%	12.2%	11.6%
% of FP17s for the same patient ID Re-attending within 3 months - Adults	230	2,085	11.0%	16.5%	15.8%	15.5%
% of FP17s for the same patient ID Re-attending between 3 & 9 months - Children	405	718	56.4%	58.4%	60.3%	58.8%
% of FP17s for the same patient ID Re-attending between 3 & 9 months - Adults	1,234	2,085	59.2%	52.0%	53.5%	51.1%
% of FP17s for Band 1 Urgent Courses	112	2,224	5.0%	9.8%	9.1%	9.0%
% of FP17s Relating to Free Repair or Replacements	3	2,224	0.1%	1.1%	1.0%	0.8%
% of FP17s Relating to Continuations	5	2,224	0.2%	1.2%	1.0%	0.9%
% of Patients satisfied with the dentistry they have received	3	3	N/A	93.5%	93.6%	93.3%
% of Patients satisfied with the time they had to wait for an appointment	3	3	N/A	93.1%	89.8%	88.9%

* This is based on patients treated on this contract for their most recent course of treatment. Figures in italics indicate the base number of FP17s or Patient Questionnaire responses are less than 100. N/A is shown where the base number of responses is less than 10 during the period. % is calculated as Quantity/Base number*100

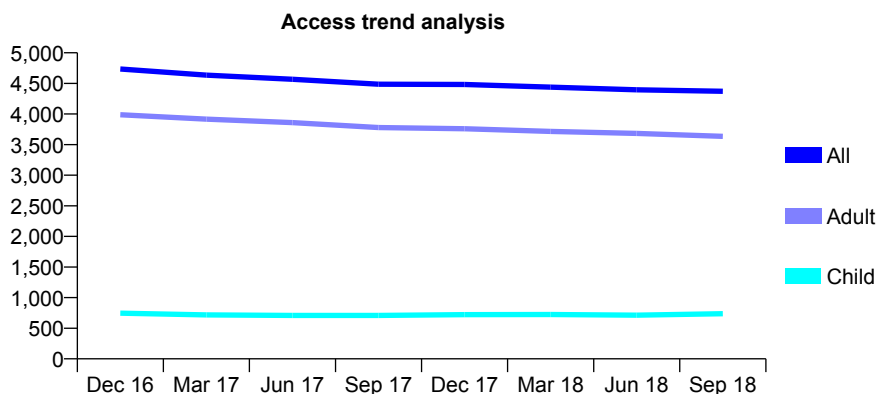
Q44 - Vital Signs At a Glance Contract Report for 147079/0001 - September 2018

Name or company name	McTooth Limited
Contract type name	GDS Contract
Purpose of contract	General
Contract start date	01/08/2010
Contract end date	

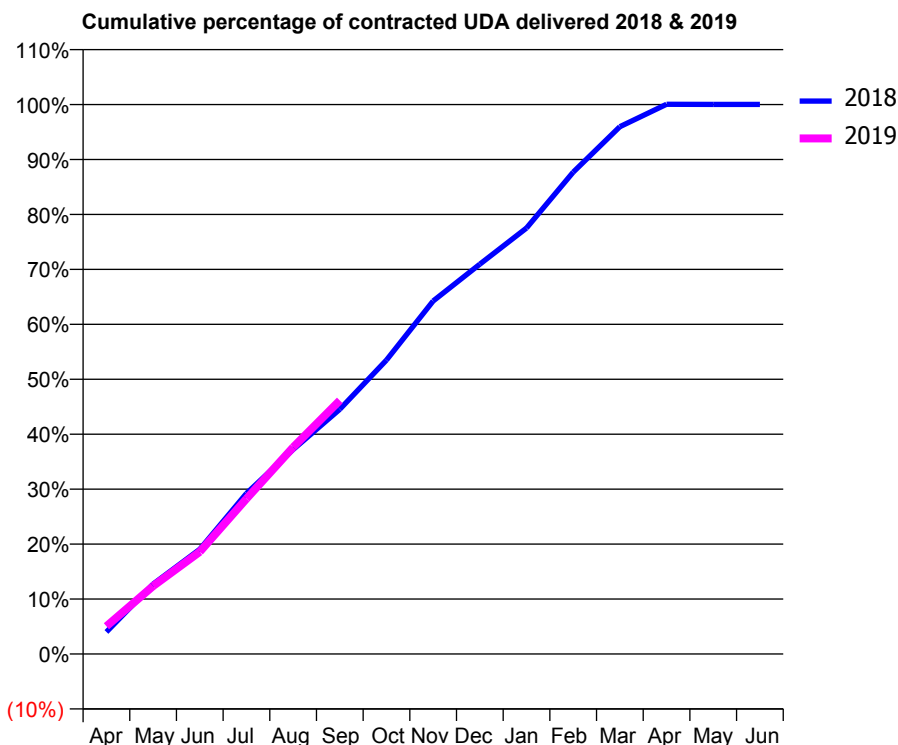
18/19 Contracted general activity (UDA)	13,128
Carry forward general activity (UDA)	0
18/19 Contracted orthodontic activity (UOA)	0
Carry forward orthodontic activity (UOA)	0
Baseline contract value	£321,268.49

ACCESS*

Patients seen in 24 months	Total	Change since previous quarter
Quarter ending September 2017	4,487	
Quarter ending December 2017	4,483	→
Quarter ending March 2018	4,439	→
Quarter ending June 2018	4,396	→
Quarter ending September 2018	4,372	→
Variance since September 2017	(2.6%)	↓



ACTIVITY



Month	Adjusted Scheduled Activity (UDA)	
	2018	2019
April	529	665
May	1,678	1,622
June	2,514	2,443
July	3,855	3,709
August	4,907	4,940
September	5,873	6,058
October	7,053	
November	8,472	
December	9,353	
January	10,220	
February	11,563	
March	12,653	
April	13,190	
May	13,187	
June	13,187	

QUALITY

	Quantity	Base Number	Contract	AT	Region	England
% of FP17s for the same patient ID Re-attending within 3 months - Children	34	567	6.0%	11.6%	12.2%	11.6%
% of FP17s for the same patient ID Re-attending within 3 months - Adults	345	2,803	12.3%	16.5%	15.8%	15.5%
% of FP17s for the same patient ID Re-attending between 3 & 9 months - Children	331	567	58.4%	58.4%	60.3%	58.8%
% of FP17s for the same patient ID Re-attending between 3 & 9 months - Adults	1,768	2,803	63.1%	52.0%	53.5%	51.1%
% of FP17s for Band 1 Urgent Courses	307	3,168	9.7%	9.8%	9.1%	9.0%
% of FP17s Relating to Free Repair or Replacements	5	3,168	0.2%	1.1%	1.0%	0.8%
% of FP17s Relating to Continuations	17	3,168	0.5%	1.2%	1.0%	0.9%
% of Patients satisfied with the dentistry they have received	7	8	N/A	93.5%	93.6%	93.3%
% of Patients satisfied with the time they had to wait for an appointment	7	8	N/A	93.1%	89.8%	88.9%

* This is based on patients treated on this contract for their most recent course of treatment. Figures in italics indicate the base number of FP17s or Patient Questionnaire responses are less than 100. N/A is shown where the base number of responses is less than 10 during the period. % is calculated as Quantity/Base number*100

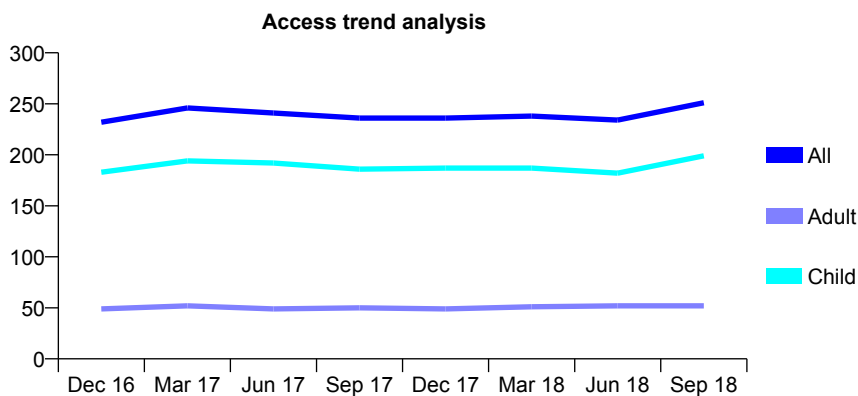
Q44 - Vital Signs At a Glance Contract Report for 148059/0001 - September 2018

Name or company name	Globe Dental Practice
Contract type name	GDS Contract
Purpose of contract	General
Contract start date	01/06/2015
Contract end date	

18/19 Contracted general activity (UDA)	1,299
Carry forward general activity (UDA)	0
18/19 Contracted orthodontic activity (UOA)	0
Carry forward orthodontic activity (UOA)	0
Baseline contract value	£30,743.77

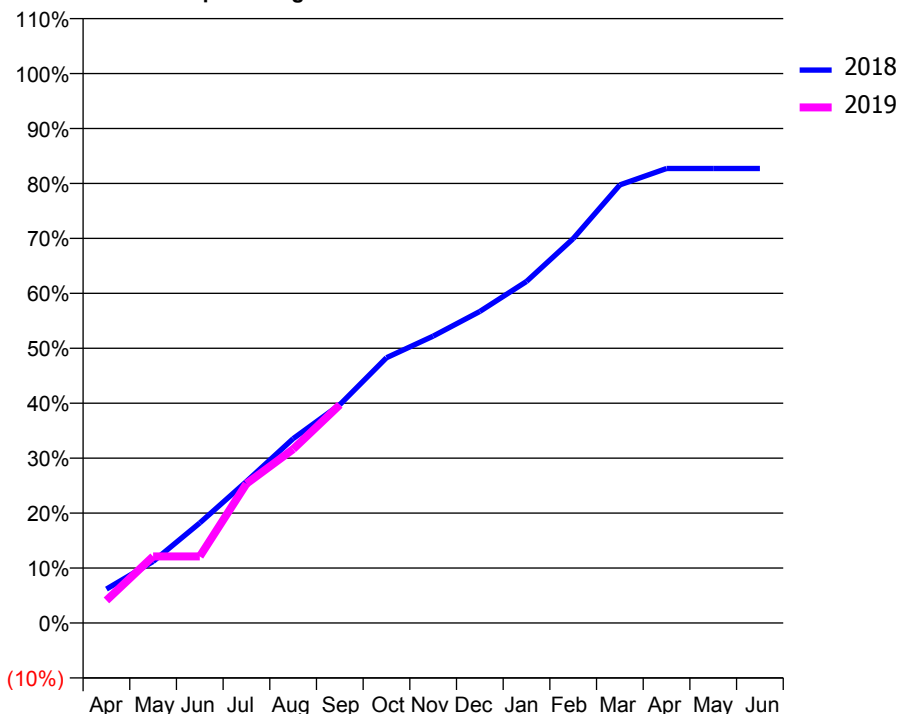
ACCESS*

Patients seen in 24 months	Total	Change since previous quarter
Quarter ending September 2017	236	
Quarter ending December 2017	236	→
Quarter ending March 2018	238	→
Quarter ending June 2018	234	↓
Quarter ending September 2018	251	↑
Variance since September 2017	6.4%	↑



ACTIVITY

Cumulative percentage of contracted UDA delivered 2018 & 2019



Month	Adjusted Scheduled Activity (UDA)	
	2018	2019
April	80	53
May	145	158
June	237	158
July	335	329
August	436	411
September	516	516
October	627	
November	678	
December	736	
January	807	
February	909	
March	1,036	
April	1,075	
May	1,075	
June	1,075	

QUALITY

	Quantity	Base Number	Contract	AT	Region	England
% of FP17s for the same patient ID Re-attending within 3 months - Children	20	188	10.6%	11.6%	12.2%	11.6%
% of FP17s for the same patient ID Re-attending within 3 months - Adults	7	27	25.9%	16.5%	15.8%	15.5%
% of FP17s for the same patient ID Re-attending between 3 & 9 months - Children	116	188	61.7%	58.4%	60.3%	58.8%
% of FP17s for the same patient ID Re-attending between 3 & 9 months - Adults	10	27	37.0%	52.0%	53.5%	51.1%
% of FP17s for Band 1 Urgent Courses	10	198	5.1%	9.8%	9.1%	9.0%
% of FP17s Relating to Free Repair or Replacements	0	198	0.0%	1.1%	1.0%	0.8%
% of FP17s Relating to Continuations	0	198	0.0%	1.2%	1.0%	0.9%
% of Patients satisfied with the dentistry they have received	0	0	N/A	93.5%	93.6%	93.3%
% of Patients satisfied with the time they had to wait for an appointment	0	0	N/A	93.1%	89.8%	88.9%

* This is based on patients treated on this contract for their most recent course of treatment. Figures in italics indicate the base number of FP17s or Patient Questionnaire responses are less than 100. N/A is shown where the base number of responses is less than 10 during the period. % is calculated as Quantity/Base number*100

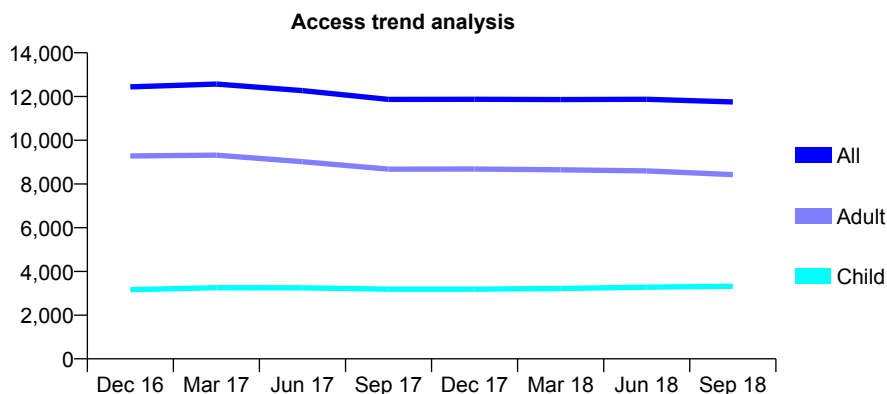
Q44 - Vital Signs At a Glance Contract Report for 150428/0001 - September 2018

Name or company name	The Parks Dental Partnership
Contract type name	Pilot Contract
Purpose of contract	General
Contract start date	01/04/2011
Contract end date	

18/19 Contracted general activity (UDA)	39,868
Carry forward general activity (UDA)	0
18/19 Contracted orthodontic activity (UOA)	0
Carry forward orthodontic activity (UOA)	0
Baseline contract value	£1,206,060.09

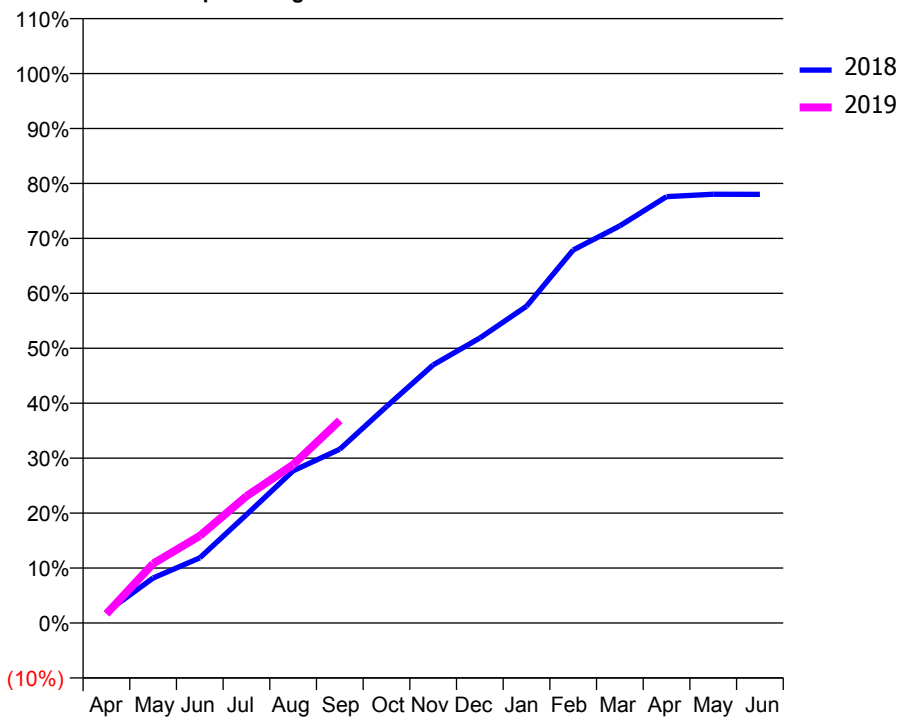
ACCESS*

Patients seen in 24 months	Total	Change since previous quarter
Quarter ending September 2017	11,867	
Quarter ending December 2017	11,874	→
Quarter ending March 2018	11,862	→
Quarter ending June 2018	11,875	→
Quarter ending September 2018	11,752	↓
Variance since September 2017	(1.0%)	→



ACTIVITY

Cumulative percentage of contracted UDA delivered 2018 & 2019



Month	Adjusted Scheduled Activity (UDA)	
	2018	2019
April	801	660
May	3,265	4,310
June	4,727	6,324
July	7,865	9,206
August	11,041	11,490
September	12,610	14,700
October	15,711	
November	18,727	
December	20,678	
January	22,986	
February	27,067	
March	28,814	
April	30,937	
May	31,105	
June	31,101	

QUALITY

	Quantity	Base Number	Contract	AT	Region	England
% of FP17s for the same patient ID Re-attending within 3 months - Children	87	1,998	4.4%	11.6%	12.2%	11.6%
% of FP17s for the same patient ID Re-attending within 3 months - Adults	383	4,665	8.2%	16.5%	15.8%	15.5%
% of FP17s for the same patient ID Re-attending between 3 & 9 months - Children	760	1,998	38.0%	58.4%	60.3%	58.8%
% of FP17s for the same patient ID Re-attending between 3 & 9 months - Adults	1,913	4,665	41.0%	52.0%	53.5%	51.1%
% of FP17s for Band 1 Urgent Courses	18	5,579	0.3%	9.8%	9.1%	9.0%
% of FP17s Relating to Free Repair or Replacements	59	5,579	1.1%	1.1%	1.0%	0.8%
% of FP17s Relating to Continuations	67	5,579	1.2%	1.2%	1.0%	0.9%
% of Patients satisfied with the dentistry they have received	1	2	N/A	93.5%	93.6%	93.3%
% of Patients satisfied with the time they had to wait for an appointment	1	2	N/A	93.1%	89.8%	88.9%

* This is based on patients treated on this contract for their most recent course of treatment. Figures in italics indicate the base number of FP17s or Patient Questionnaire responses are less than 100. N/A is shown where the base number of responses is less than 10 during the period. % is calculated as Quantity/Base number*100

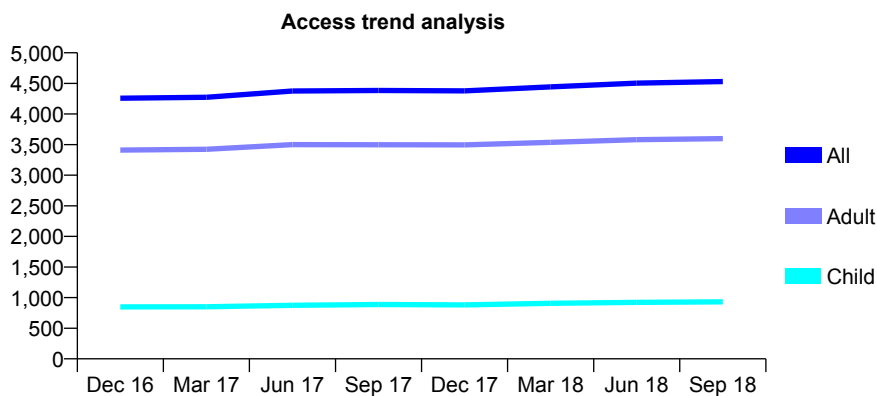
Q44 - Vital Signs At a Glance Contract Report for 150541/0001 - September 2018

Name or company name	Glenside Dental Practice
Contract type name	GDS Contract
Purpose of contract	General
Contract start date	01/04/2009
Contract end date	

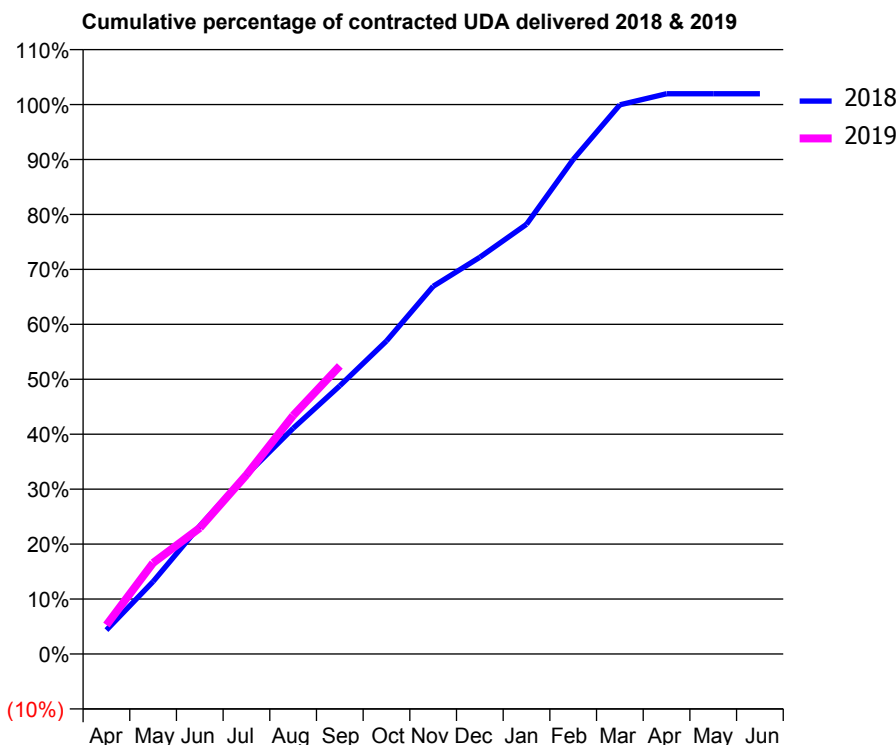
18/19 Contracted general activity (UDA)	8,800
Carry forward general activity (UDA)	0
18/19 Contracted orthodontic activity (UOA)	0
Carry forward orthodontic activity (UOA)	0
Baseline contract value	£254,301.38

ACCESS*

Patients seen in 24 months	Total	Change since previous quarter
Quarter ending September 2017	4,384	
Quarter ending December 2017	4,378	→
Quarter ending March 2018	4,443	→
Quarter ending June 2018	4,504	→
Quarter ending September 2018	4,530	→
Variance since September 2017	3.3%	↑



ACTIVITY



Month	Adjusted Scheduled Activity (UDA)	
	2018	2019
April	391	465
May	1,182	1,460
June	2,087	2,019
July	2,921	2,869
August	3,679	3,819
September	4,372	4,614
October	5,103	
November	5,993	
December	6,468	
January	7,005	
February	8,062	
March	8,952	
April	9,133	
May	9,133	
June	9,133	

QUALITY

	Quantity	Base Number	Contract	AT	Region	England
% of FP17s for the same patient ID Re-attending within 3 months - Children	36	642	5.6%	11.6%	12.2%	11.6%
% of FP17s for the same patient ID Re-attending within 3 months - Adults	364	2,515	14.5%	16.5%	15.8%	15.5%
% of FP17s for the same patient ID Re-attending between 3 & 9 months - Children	370	642	57.6%	58.4%	60.3%	58.8%
% of FP17s for the same patient ID Re-attending between 3 & 9 months - Adults	1,367	2,515	54.4%	52.0%	53.5%	51.1%
% of FP17s for Band 1 Urgent Courses	391	2,575	15.2%	9.8%	9.1%	9.0%
% of FP17s Relating to Free Repair or Replacements	35	2,575	1.4%	1.1%	1.0%	0.8%
% of FP17s Relating to Continuations	3	2,575	0.1%	1.2%	1.0%	0.9%
% of Patients satisfied with the dentistry they have received	4	4	N/A	93.5%	93.6%	93.3%
% of Patients satisfied with the time they had to wait for an appointment	4	4	N/A	93.1%	89.8%	88.9%

* This is based on patients treated on this contract for their most recent course of treatment. Figures in italics indicate the base number of FP17s or Patient Questionnaire responses are less than 100. N/A is shown where the base number of responses is less than 10 during the period. % is calculated as Quantity/Base number*100

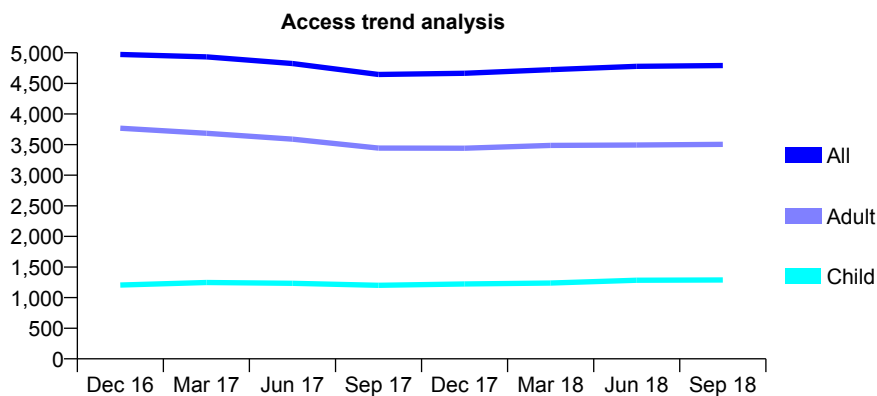
Q44 - Vital Signs At a Glance Contract Report for 151300/0001 - September 2018

Name or company name	Saltney Dental Practice
Contract type name	GDS Contract
Purpose of contract	General
Contract start date	01/04/2009
Contract end date	

18/19 Contracted general activity (UDA)	14,000
Carry forward general activity (UDA)	0
18/19 Contracted orthodontic activity (UOA)	0
Carry forward orthodontic activity (UOA)	0
Baseline contract value	£324,198.10

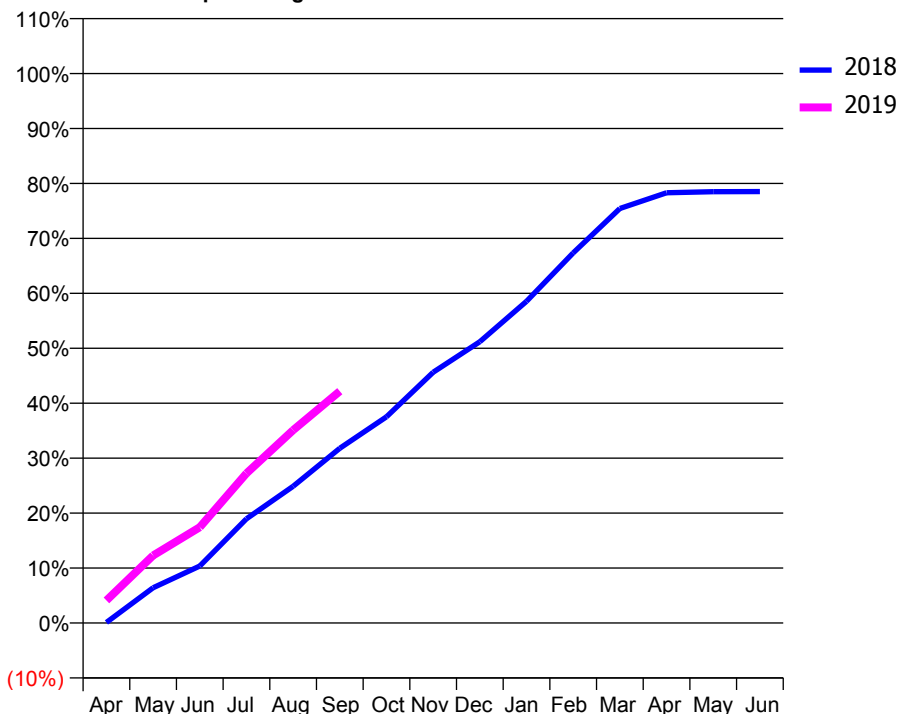
ACCESS*

Patients seen in 24 months	Total	Change since previous quarter
Quarter ending September 2017	4,646	
Quarter ending December 2017	4,665	→
Quarter ending March 2018	4,725	→
Quarter ending June 2018	4,778	→
Quarter ending September 2018	4,793	→
Variance since September 2017	3.2%	↑



ACTIVITY

Cumulative percentage of contracted UDA delivered 2018 & 2019



Adjusted Scheduled Activity (UDA)

Month	2018	2019
April	14	577
May	900	1,722
June	1,452	2,442
July	2,657	3,814
August	3,485	4,914
September	4,452	5,905
October	5,254	
November	6,390	
December	7,166	
January	8,196	
February	9,430	
March	10,560	
April	10,962	
May	10,990	
June	10,991	

QUALITY

	Quantity	Base Number	Contract	AT	Region	England
% of FP17s for the same patient ID Re-attending within 3 months - Children	48	852	5.6%	11.6%	12.2%	11.6%
% of FP17s for the same patient ID Re-attending within 3 months - Adults	322	2,241	14.4%	16.5%	15.8%	15.5%
% of FP17s for the same patient ID Re-attending between 3 & 9 months - Children	371	852	43.5%	58.4%	60.3%	58.8%
% of FP17s for the same patient ID Re-attending between 3 & 9 months - Adults	953	2,241	42.5%	52.0%	53.5%	51.1%
% of FP17s for Band 1 Urgent Courses	392	2,872	13.6%	9.8%	9.1%	9.0%
% of FP17s Relating to Free Repair or Replacements	15	2,872	0.5%	1.1%	1.0%	0.8%
% of FP17s Relating to Continuations	4	2,872	0.1%	1.2%	1.0%	0.9%
% of Patients satisfied with the dentistry they have received	3	3	N/A	93.5%	93.6%	93.3%
% of Patients satisfied with the time they had to wait for an appointment	3	3	N/A	93.1%	89.8%	88.9%

* This is based on patients treated on this contract for their most recent course of treatment. Figures in italics indicate the base number of FP17s or Patient Questionnaire responses are less than 100. N/A is shown where the base number of responses is less than 10 during the period. % is calculated as Quantity/Base number*100

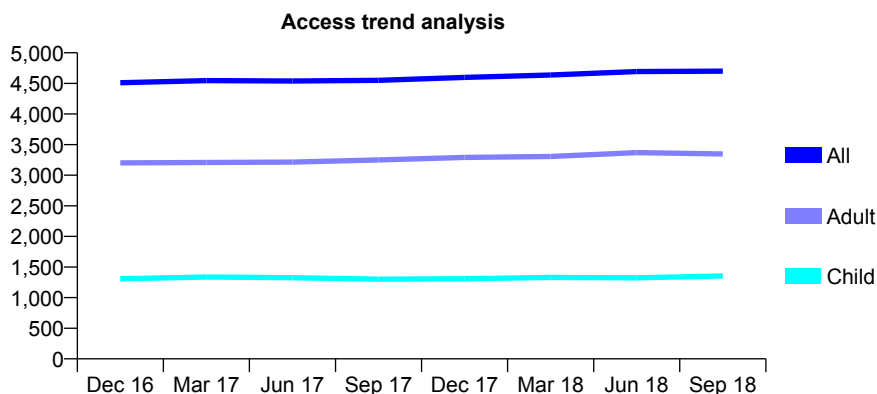
Q44 - Vital Signs At a Glance Contract Report for 151718/0001 - September 2018

Name or company name	Xeon Smiles UK Ltd
Contract type name	PDS Contract
Purpose of contract	General
Contract start date	01/04/2009
Contract end date	31/03/2020

18/19 Contracted general activity (UDA)	12,000
Carry forward general activity (UDA)	0
18/19 Contracted orthodontic activity (UOA)	0
Carry forward orthodontic activity (UOA)	0
Baseline contract value	£286,177.22

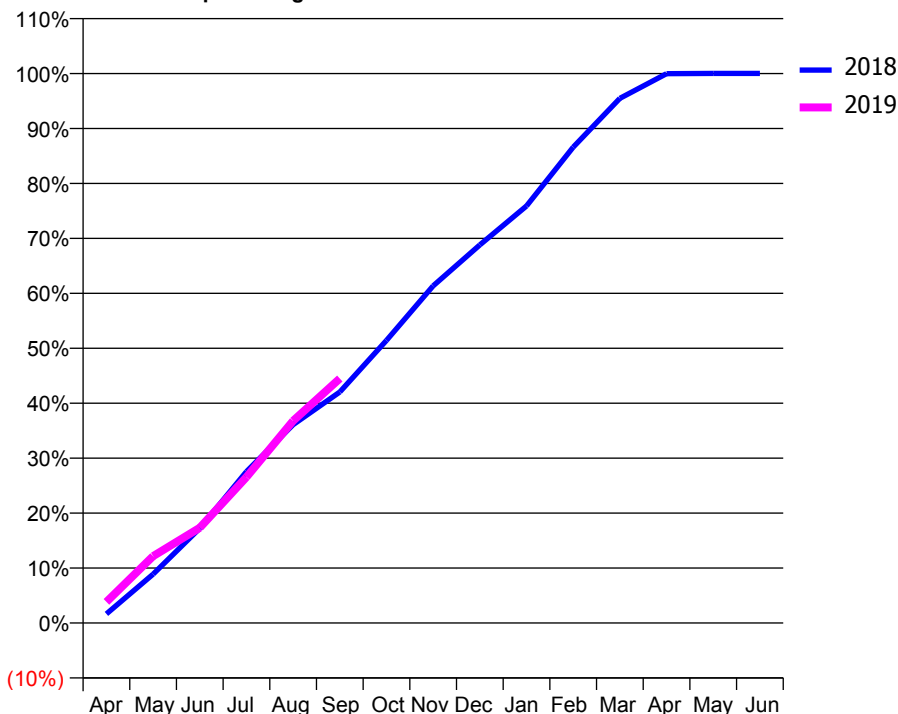
ACCESS*

Patients seen in 24 months	Total	Change since previous quarter
Quarter ending September 2017	4,551	
Quarter ending December 2017	4,599	→
Quarter ending March 2018	4,638	→
Quarter ending June 2018	4,694	→
Quarter ending September 2018	4,701	→
Variance since September 2017	3.3%	↑



ACTIVITY

Cumulative percentage of contracted UDA delivered 2018 & 2019



Month	Adjusted Scheduled Activity (UDA)	
	2018	2019
April	202	462
May	1,082	1,461
June	2,096	2,079
July	3,351	3,188
August	4,392	4,416
September	5,114	5,338
October	6,258	
November	7,466	
December	8,372	
January	9,235	
February	10,534	
March	11,616	
April	12,162	
May	12,167	
June	12,167	

QUALITY

	Quantity	Base Number	Contract	AT	Region	England
% of FP17s for the same patient ID Re-attending within 3 months - Children	71	1,082	6.6%	11.6%	12.2%	11.6%
% of FP17s for the same patient ID Re-attending within 3 months - Adults	271	2,232	12.1%	16.5%	15.8%	15.5%
% of FP17s for the same patient ID Re-attending between 3 & 9 months - Children	724	1,082	66.9%	58.4%	60.3%	58.8%
% of FP17s for the same patient ID Re-attending between 3 & 9 months - Adults	1,209	2,232	54.2%	52.0%	53.5%	51.1%
% of FP17s for Band 1 Urgent Courses	195	3,031	6.4%	9.8%	9.1%	9.0%
% of FP17s Relating to Free Repair or Replacements	23	3,031	0.8%	1.1%	1.0%	0.8%
% of FP17s Relating to Continuations	23	3,031	0.8%	1.2%	1.0%	0.9%
% of Patients satisfied with the dentistry they have received	1	1	N/A	93.5%	93.6%	93.3%
% of Patients satisfied with the time they had to wait for an appointment	1	1	N/A	93.1%	89.8%	88.9%

* This is based on patients treated on this contract for their most recent course of treatment. Figures in italics indicate the base number of FP17s or Patient Questionnaire responses are less than 100. N/A is shown where the base number of responses is less than 10 during the period. % is calculated as Quantity/Base number*100

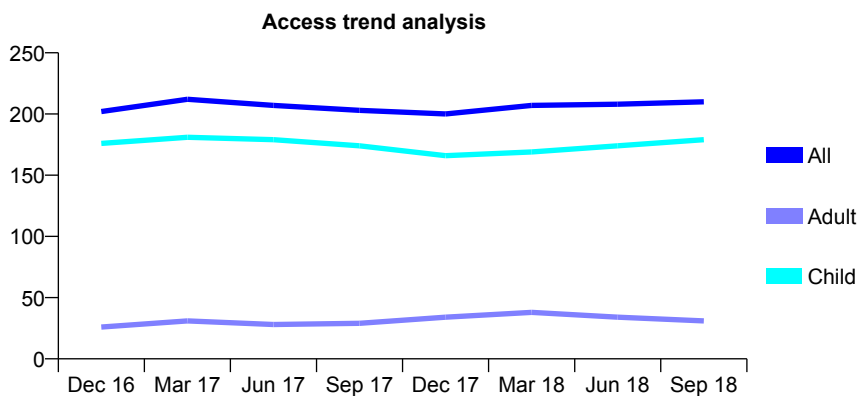
Q44 - Vital Signs At a Glance Contract Report for 151955/0001 - September 2018

Name or company name	Redcliffe Dental Practice
Contract type name	PDS Contract
Purpose of contract	General
Contract start date	01/08/2014
Contract end date	31/07/2024

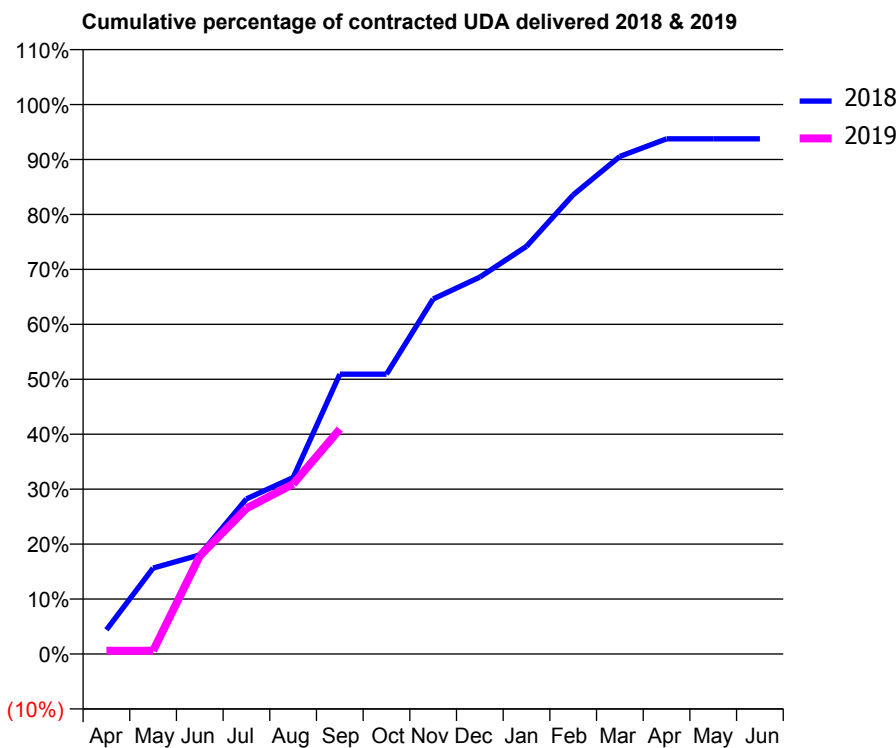
18/19 Contracted general activity (UDA)	500
Carry forward general activity (UDA)	0
18/19 Contracted orthodontic activity (UOA)	0
Carry forward orthodontic activity (UOA)	0
Baseline contract value	£13,524.09

ACCESS*

Patients seen in 24 months	Total	Change since previous quarter
Quarter ending September 2017	203	
Quarter ending December 2017	200	↓
Quarter ending March 2018	207	↑
Quarter ending June 2018	208	→
Quarter ending September 2018	210	→
Variance since September 2017	3.4%	↑



ACTIVITY



Month	Adjusted Scheduled Activity (UDA)	
	2018	2019
April	22	3
May	78	3
June	90	89
July	141	133
August	161	155
September	255	205
October	255	
November	323	
December	343	
January	371	
February	418	
March	453	
April	469	
May	469	
June	469	

QUALITY

	Quantity	Base Number	Contract	AT	Region	England
% of FP17s for the same patient ID Re-attending within 3 months - Children	18	163	11.0%	11.6%	12.2%	11.6%
% of FP17s for the same patient ID Re-attending within 3 months - Adults	0	3	0.0%	16.5%	15.8%	15.5%
% of FP17s for the same patient ID Re-attending between 3 & 9 months - Children	103	163	63.2%	58.4%	60.3%	58.8%
% of FP17s for the same patient ID Re-attending between 3 & 9 months - Adults	3	3	100.0%	52.0%	53.5%	51.1%
% of FP17s for Band 1 Urgent Courses	3	151	2.0%	9.8%	9.1%	9.0%
% of FP17s Relating to Free Repair or Replacements	0	151	0.0%	1.1%	1.0%	0.8%
% of FP17s Relating to Continuations	0	151	0.0%	1.2%	1.0%	0.9%
% of Patients satisfied with the dentistry they have received	0	0	N/A	93.5%	93.6%	93.3%
% of Patients satisfied with the time they had to wait for an appointment	0	0	N/A	93.1%	89.8%	88.9%

* This is based on patients treated on this contract for their most recent course of treatment. Figures in italics indicate the base number of FP17s or Patient Questionnaire responses are less than 100. N/A is shown where the base number of responses is less than 10 during the period. % is calculated as Quantity/Base number*100

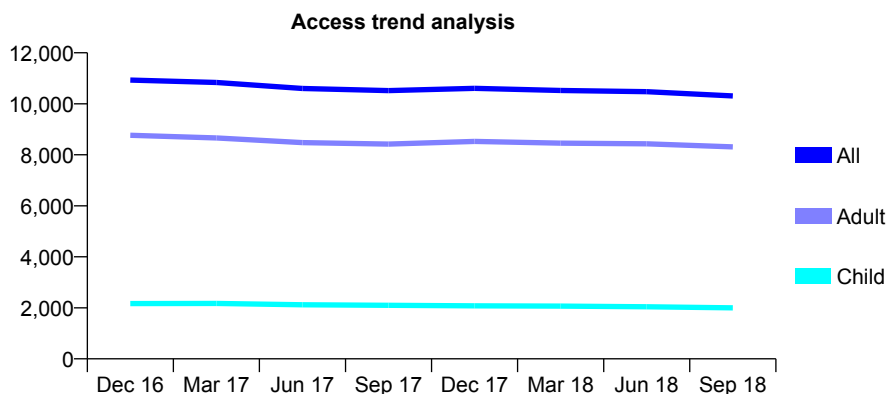
Q44 - Vital Signs At a Glance Contract Report for 152528/0001 - September 2018

Name or company name	Northgate Dental Health
Contract type name	GDS Contract
Purpose of contract	General
Contract start date	01/04/2014
Contract end date	

18/19 Contracted general activity (UDA)	28,330
Carry forward general activity (UDA)	0
18/19 Contracted orthodontic activity (UOA)	0
Carry forward orthodontic activity (UOA)	0
Baseline contract value	£675,670.50

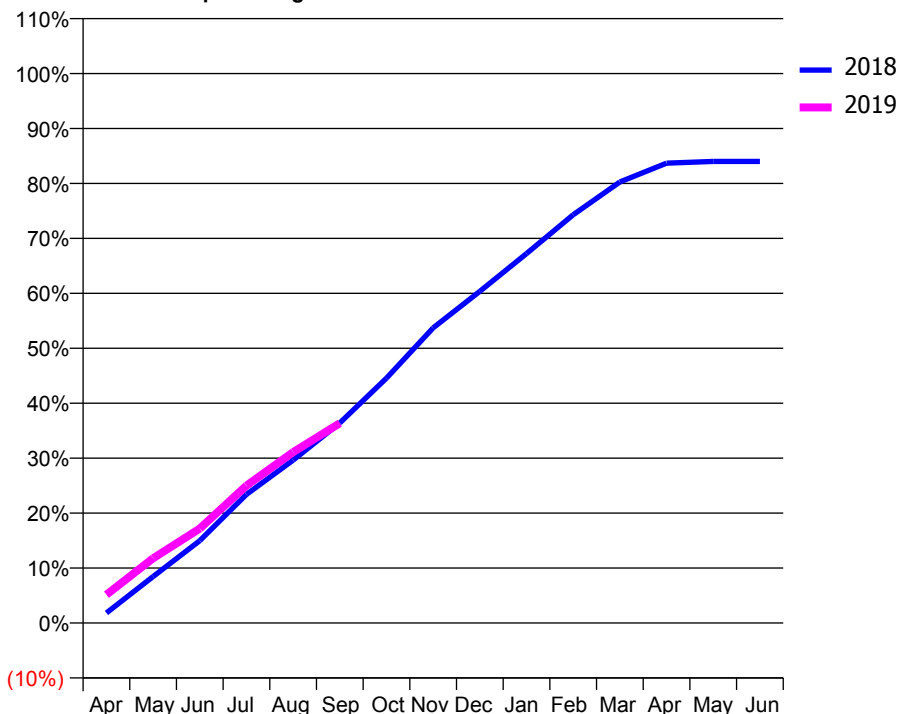
ACCESS*

Patients seen in 24 months	Total	Change since previous quarter
Quarter ending September 2017	10,518	
Quarter ending December 2017	10,604	→
Quarter ending March 2018	10,522	→
Quarter ending June 2018	10,476	→
Quarter ending September 2018	10,310	↓
Variance since September 2017	(2.0%)	↓



ACTIVITY

Cumulative percentage of contracted UDA delivered 2018 & 2019



Month	Adjusted Scheduled Activity (UDA)	
	2018	2019
April	516	1,463
May	2,399	3,340
June	4,247	4,872
July	6,634	7,082
August	8,399	8,813
September	10,316	10,302
October	12,626	
November	15,216	
December	17,098	
January	19,045	
February	21,044	
March	22,739	
April	23,711	
May	23,795	
June	23,795	

QUALITY

	Quantity	Base Number	Contract	AT	Region	England
% of FP17s for the same patient ID Re-attending within 3 months - Children	86	1,055	8.2%	11.6%	12.2%	11.6%
% of FP17s for the same patient ID Re-attending within 3 months - Adults	579	3,856	15.0%	16.5%	15.8%	15.5%
% of FP17s for the same patient ID Re-attending between 3 & 9 months - Children	403	1,055	38.2%	58.4%	60.3%	58.8%
% of FP17s for the same patient ID Re-attending between 3 & 9 months - Adults	1,297	3,856	33.6%	52.0%	53.5%	51.1%
% of FP17s for Band 1 Urgent Courses	464	4,434	10.5%	9.8%	9.1%	9.0%
% of FP17s Relating to Free Repair or Replacements	58	4,434	1.3%	1.1%	1.0%	0.8%
% of FP17s Relating to Continuations	95	4,434	2.1%	1.2%	1.0%	0.9%
% of Patients satisfied with the dentistry they have received	8	8	N/A	93.5%	93.6%	93.3%
% of Patients satisfied with the time they had to wait for an appointment	8	8	N/A	93.1%	89.8%	88.9%

* This is based on patients treated on this contract for their most recent course of treatment. Figures in italics indicate the base number of FP17s or Patient Questionnaire responses are less than 100. N/A is shown where the base number of responses is less than 10 during the period. % is calculated as Quantity/Base number*100

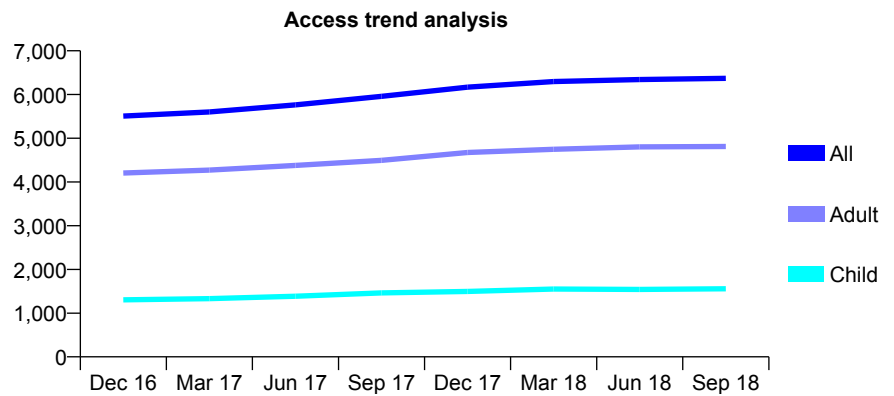
Q44 - Vital Signs At a Glance Contract Report for 152730/0001 - September 2018

Name or company name	PJS CARE LTD
Contract type name	GDS Contract
Purpose of contract	General
Contract start date	01/04/2011
Contract end date	

18/19 Contracted general activity (UDA)	15,554
Carry forward general activity (UDA)	0
18/19 Contracted orthodontic activity (UOA)	0
Carry forward orthodontic activity (UOA)	0
Baseline contract value	£431,044.26

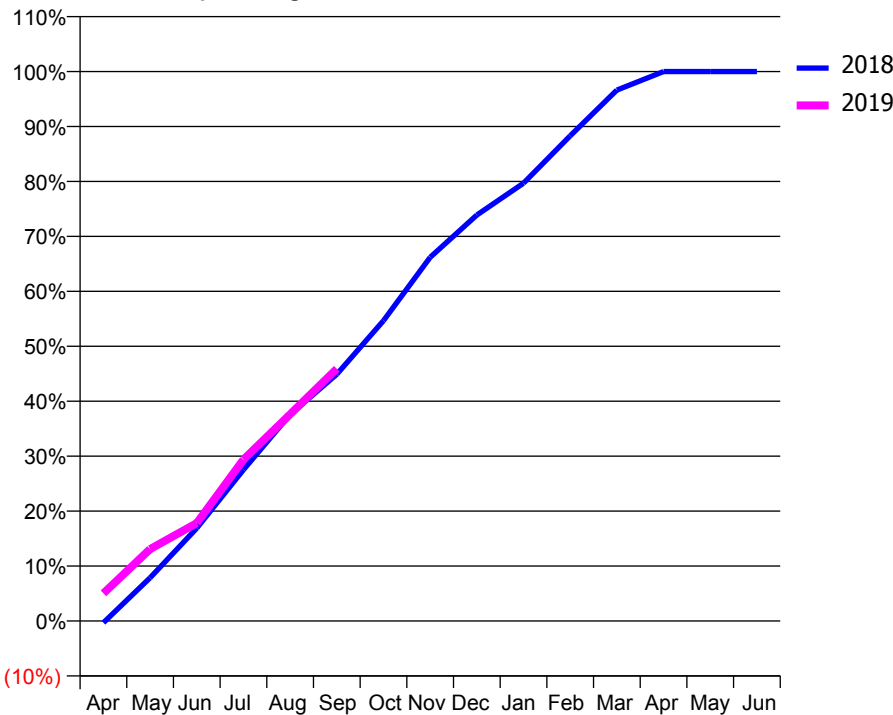
ACCESS*

Patients seen in 24 months	Total	Change since previous quarter
Quarter ending September 2017	5,957	
Quarter ending December 2017	6,169	↑
Quarter ending March 2018	6,296	↑
Quarter ending June 2018	6,343	→
Quarter ending September 2018	6,369	→
Variance since September 2017	6.9%	↑



ACTIVITY

Cumulative percentage of contracted UDA delivered 2018 & 2019



Month	Adjusted Scheduled Activity (UDA)	
	2018	2019
April	-52	783
May	1,243	2,035
June	2,666	2,774
July	4,341	4,568
August	5,926	5,851
September	7,079	7,138
October	8,618	
November	10,437	
December	11,648	
January	12,563	
February	13,919	
March	15,234	
April	15,764	
May	15,765	
June	15,766	

QUALITY

	Quantity	Base Number	Contract	AT	Region	England
% of FP17s for the same patient ID Re-attending within 3 months - Children	79	1,172	6.7%	11.6%	12.2%	11.6%
% of FP17s for the same patient ID Re-attending within 3 months - Adults	478	2,970	16.1%	16.5%	15.8%	15.5%
% of FP17s for the same patient ID Re-attending between 3 & 9 months - Children	741	1,172	63.2%	58.4%	60.3%	58.8%
% of FP17s for the same patient ID Re-attending between 3 & 9 months - Adults	1,389	2,970	46.8%	52.0%	53.5%	51.1%
% of FP17s for Band 1 Urgent Courses	463	3,535	13.1%	9.8%	9.1%	9.0%
% of FP17s Relating to Free Repair or Replacements	57	3,535	1.6%	1.1%	1.0%	0.8%
% of FP17s Relating to Continuations	31	3,535	0.9%	1.2%	1.0%	0.9%
% of Patients satisfied with the dentistry they have received	5	5	N/A	93.5%	93.6%	93.3%
% of Patients satisfied with the time they had to wait for an appointment	5	5	N/A	93.1%	89.8%	88.9%

* This is based on patients treated on this contract for their most recent course of treatment. Figures in italics indicate the base number of FP17s or Patient Questionnaire responses are less than 100. N/A is shown where the base number of responses is less than 10 during the period. % is calculated as Quantity/Base number*100

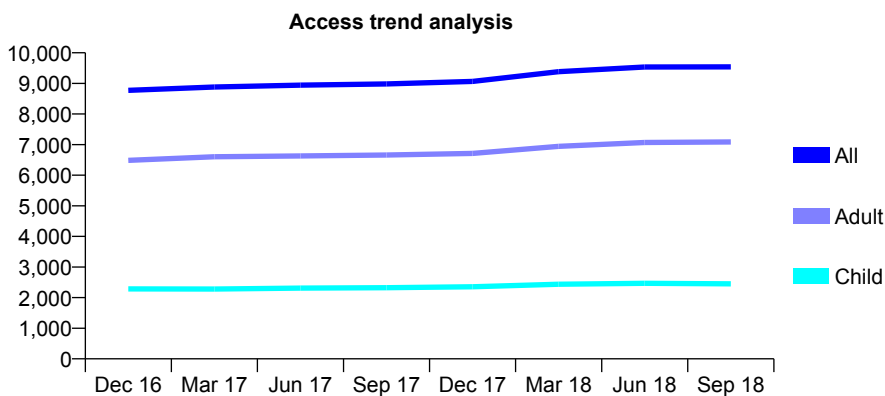
Q44 - Vital Signs At a Glance Contract Report for 152730/0002 - September 2018

Name or company name	PJS CARE LTD
Contract type name	GDS Contract
Purpose of contract	General
Contract start date	01/04/2011
Contract end date	

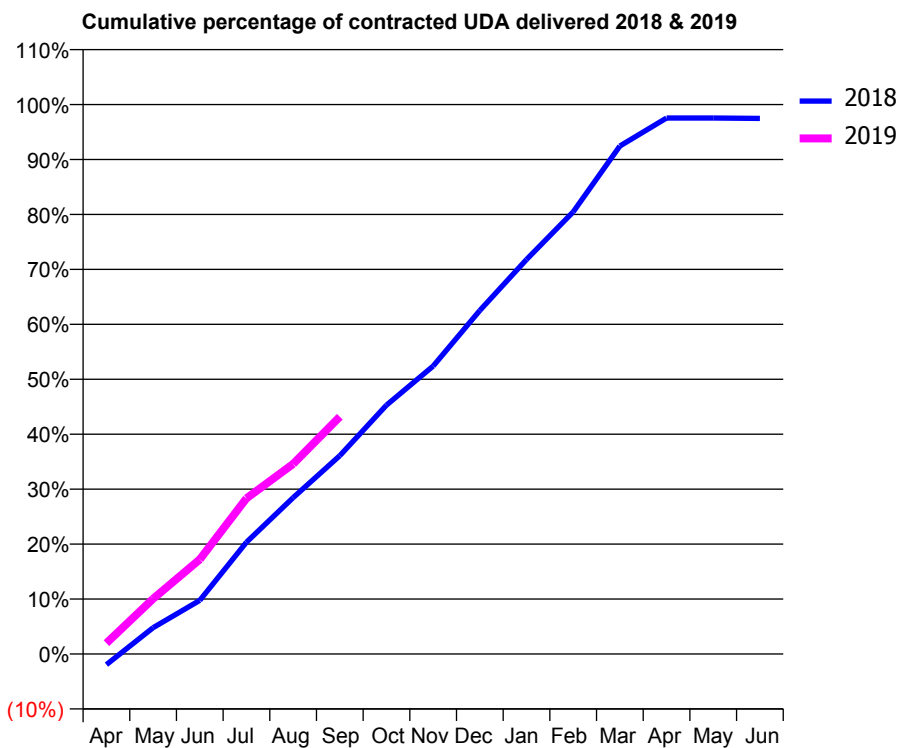
18/19 Contracted general activity (UDA)	26,924
Carry forward general activity (UDA)	679
18/19 Contracted orthodontic activity (UOA)	0
Carry forward orthodontic activity (UOA)	0
Baseline contract value	£834,719.44

ACCESS*

Patients seen in 24 months	Total	Change since previous quarter
Quarter ending September 2017	8,984	
Quarter ending December 2017	9,066	→
Quarter ending March 2018	9,382	↑
Quarter ending June 2018	9,538	→
Quarter ending September 2018	9,539	→
Variance since September 2017	6.2%	↑



ACTIVITY



Month	Adjusted Scheduled Activity (UDA)	
	2018	2019
April	-526	532
May	1,293	2,706
June	2,632	4,634
July	5,481	7,626
August	7,660	9,316
September	9,719	11,625
October	12,194	
November	14,107	
December	16,832	
January	19,330	
February	21,659	
March	24,892	
April	26,260	
May	26,260	
June	26,245	

QUALITY

	Quantity	Base Number	Contract	AT	Region	England
% of FP17s for the same patient ID Re-attending within 3 months - Children	184	1,795	10.3%	11.6%	12.2%	11.6%
% of FP17s for the same patient ID Re-attending within 3 months - Adults	833	4,555	18.3%	16.5%	15.8%	15.5%
% of FP17s for the same patient ID Re-attending between 3 & 9 months - Children	963	1,795	53.6%	58.4%	60.3%	58.8%
% of FP17s for the same patient ID Re-attending between 3 & 9 months - Adults	1,993	4,555	43.8%	52.0%	53.5%	51.1%
% of FP17s for Band 1 Urgent Courses	773	5,550	13.9%	9.8%	9.1%	9.0%
% of FP17s Relating to Free Repair or Replacements	41	5,550	0.7%	1.1%	1.0%	0.8%
% of FP17s Relating to Continuations	32	5,550	0.6%	1.2%	1.0%	0.9%
% of Patients satisfied with the dentistry they have received	7	7	N/A	93.5%	93.6%	93.3%
% of Patients satisfied with the time they had to wait for an appointment	7	7	N/A	93.1%	89.8%	88.9%

* This is based on patients treated on this contract for their most recent course of treatment. Figures in italics indicate the base number of FP17s or Patient Questionnaire responses are less than 100. N/A is shown where the base number of responses is less than 10 during the period. % is calculated as Quantity/Base number*100

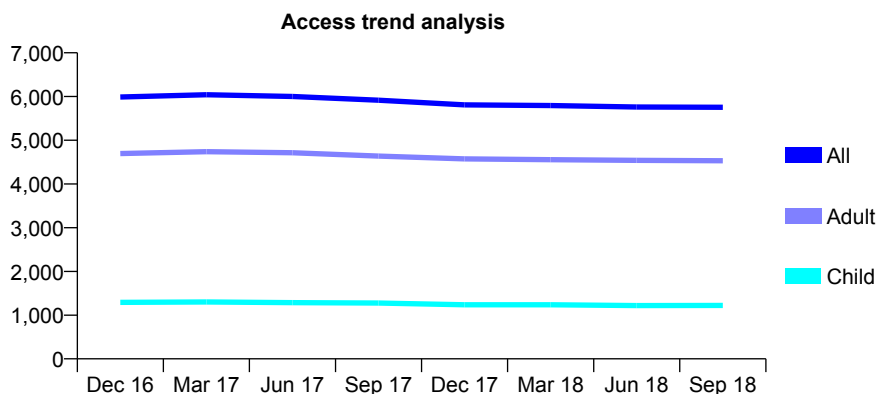
Q44 - Vital Signs At a Glance Contract Report for 156558/0001 - September 2018

Name or company name	Wentworth Practice Ltd
Contract type name	GDS Contract
Purpose of contract	General
Contract start date	12/07/2008
Contract end date	

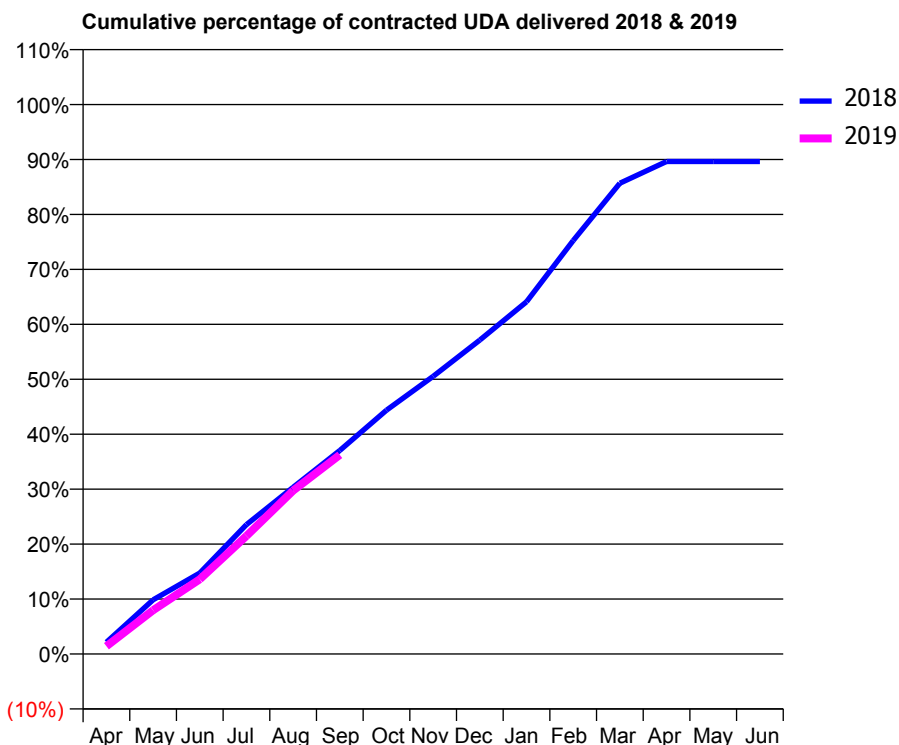
18/19 Contracted general activity (UDA)	17,605
Carry forward general activity (UDA)	0
18/19 Contracted orthodontic activity (UOA)	0
Carry forward orthodontic activity (UOA)	0
Baseline contract value	£462,513.06

ACCESS*

Patients seen in 24 months	Total	Change since previous quarter
Quarter ending September 2017	5,915	
Quarter ending December 2017	5,810	↓
Quarter ending March 2018	5,794	→
Quarter ending June 2018	5,761	→
Quarter ending September 2018	5,753	→
Variance since September 2017	(2.7%)	↓



ACTIVITY



Month	Adjusted Scheduled Activity (UDA)	
	2018	2019
April	378	249
May	1,739	1,405
June	2,596	2,395
July	4,146	3,783
August	5,344	5,234
September	6,519	6,381
October	7,813	
November	8,897	
December	10,059	
January	11,285	
February	13,247	
March	15,085	
April	15,780	
May	15,780	
June	15,780	

QUALITY

	Quantity	Base Number	Contract	AT	Region	England
% of FP17s for the same patient ID Re-attending within 3 months - Children	48	793	6.1%	11.6%	12.2%	11.6%
% of FP17s for the same patient ID Re-attending within 3 months - Adults	568	3,184	17.8%	16.5%	15.8%	15.5%
% of FP17s for the same patient ID Re-attending between 3 & 9 months - Children	443	793	55.9%	58.4%	60.3%	58.8%
% of FP17s for the same patient ID Re-attending between 3 & 9 months - Adults	1,741	3,184	54.7%	52.0%	53.5%	51.1%
% of FP17s for Band 1 Urgent Courses	355	3,598	9.9%	9.8%	9.1%	9.0%
% of FP17s Relating to Free Repair or Replacements	31	3,598	0.9%	1.1%	1.0%	0.8%
% of FP17s Relating to Continuations	81	3,598	2.3%	1.2%	1.0%	0.9%
% of Patients satisfied with the dentistry they have received	8	8	N/A	93.5%	93.6%	93.3%
% of Patients satisfied with the time they had to wait for an appointment	8	8	N/A	93.1%	89.8%	88.9%

* This is based on patients treated on this contract for their most recent course of treatment. Figures in italics indicate the base number of FP17s or Patient Questionnaire responses are less than 100. N/A is shown where the base number of responses is less than 10 during the period. % is calculated as Quantity/Base number*100

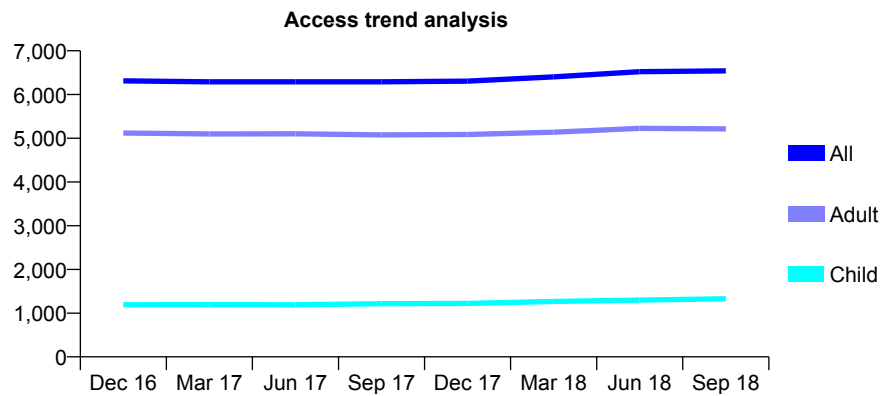
Q44 - Vital Signs At a Glance Contract Report for 156647/0001 - September 2018

Name or company name	Hosside Dental Partnership
Contract type name	GDS Contract
Purpose of contract	General
Contract start date	26/04/2013
Contract end date	

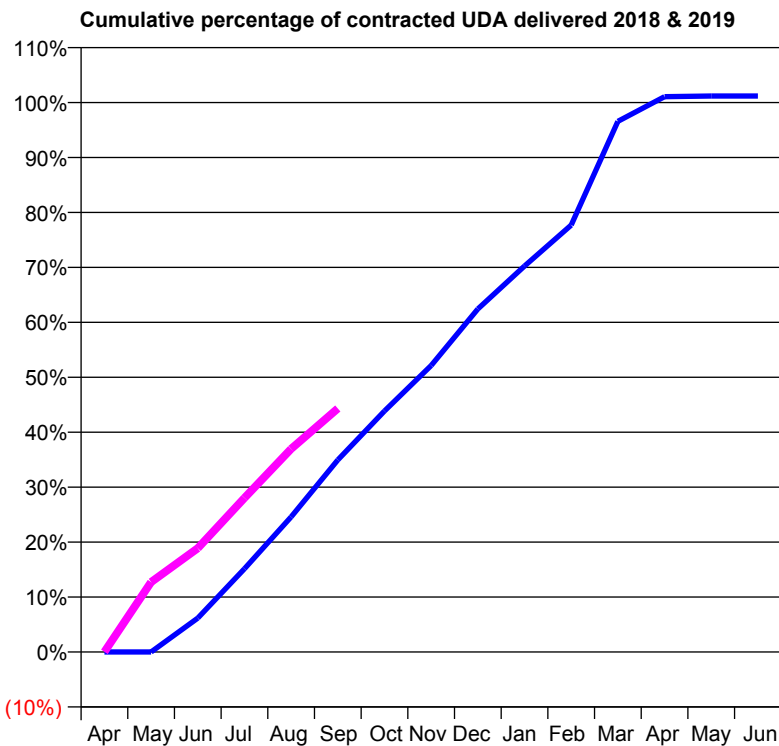
18/19 Contracted general activity (UDA)	19,498
Carry forward general activity (UDA)	0
18/19 Contracted orthodontic activity (UOA)	0
Carry forward orthodontic activity (UOA)	0
Baseline contract value	£533,669.07

ACCESS*

Patients seen in 24 months	Total	Change since previous quarter
Quarter ending September 2017	6,292	
Quarter ending December 2017	6,307	→
Quarter ending March 2018	6,403	→
Quarter ending June 2018	6,524	→
Quarter ending September 2018	6,540	→
Variance since September 2017	3.9%	↑



ACTIVITY



Month	Adjusted Scheduled Activity (UDA)	
	2018	2019
April	0	5
May	0	2,483
June	1,212	3,685
July	2,968	5,469
August	4,822	7,209
September	6,849	8,642
October	8,598	
November	10,217	
December	12,233	
January	13,765	
February	15,225	
March	18,929	
April	19,809	
May	19,830	
June	19,830	

QUALITY

	Quantity	Base Number	Contract	AT	Region	England
% of FP17s for the same patient ID Re-attending within 3 months - Children	51	1,116	4.6%	11.6%	12.2%	11.6%
% of FP17s for the same patient ID Re-attending within 3 months - Adults	497	4,097	12.1%	16.5%	15.8%	15.5%
% of FP17s for the same patient ID Re-attending between 3 & 9 months - Children	765	1,116	68.5%	58.4%	60.3%	58.8%
% of FP17s for the same patient ID Re-attending between 3 & 9 months - Adults	2,651	4,097	64.7%	52.0%	53.5%	51.1%
% of FP17s for Band 1 Urgent Courses	327	4,412	7.4%	9.8%	9.1%	9.0%
% of FP17s Relating to Free Repair or Replacements	38	4,412	0.9%	1.1%	1.0%	0.8%
% of FP17s Relating to Continuations	33	4,412	0.7%	1.2%	1.0%	0.9%
% of Patients satisfied with the dentistry they have received	11	13	84.6%	93.5%	93.6%	93.3%
% of Patients satisfied with the time they had to wait for an appointment	11	13	84.6%	93.1%	89.8%	88.9%

* This is based on patients treated on this contract for their most recent course of treatment. Figures in italics indicate the base number of FP17s or Patient Questionnaire responses are less than 100. N/A is shown where the base number of responses is less than 10 during the period. % is calculated as Quantity/Base number*100

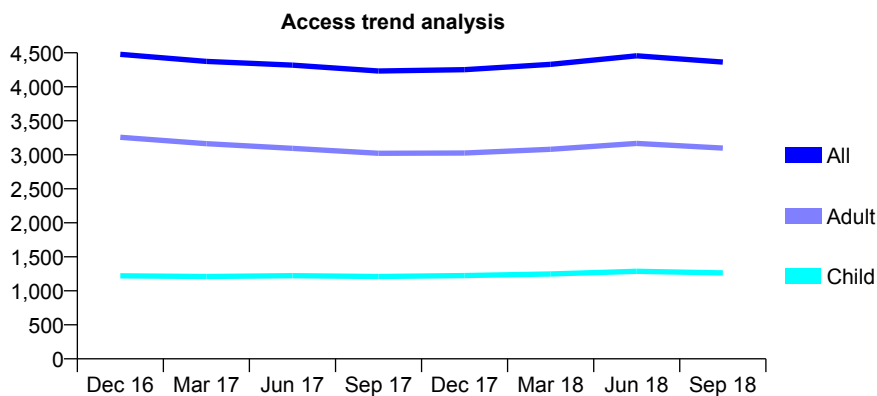
Q44 - Vital Signs At a Glance Contract Report for 157384/0001 - September 2018

Name or company name	Fearnhead Dental Surgery
Contract type name	GDS Contract
Purpose of contract	General
Contract start date	01/11/2011
Contract end date	

18/19 Contracted general activity (UDA)	12,385
Carry forward general activity (UDA)	0
18/19 Contracted orthodontic activity (UOA)	0
Carry forward orthodontic activity (UOA)	0
Baseline contract value	£376,732.03

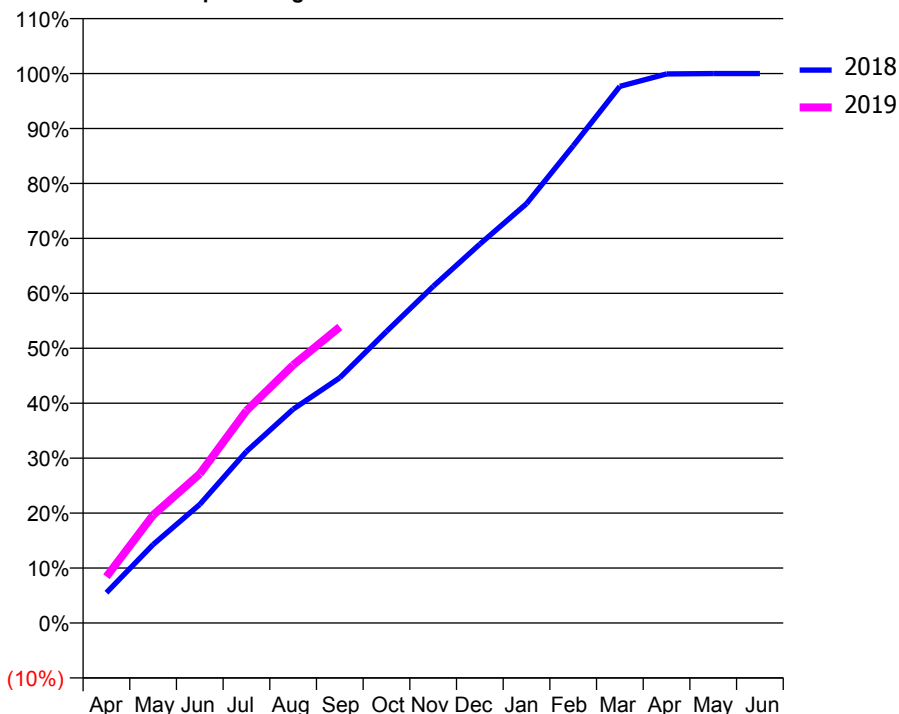
ACCESS*

Patients seen in 24 months	Total	Change since previous quarter
Quarter ending September 2017	4,233	
Quarter ending December 2017	4,252	→
Quarter ending March 2018	4,330	→
Quarter ending June 2018	4,455	↑
Quarter ending September 2018	4,363	↓
Variance since September 2017	3.1%	↑



ACTIVITY

Cumulative percentage of contracted UDA delivered 2018 & 2019



Month	Adjusted Scheduled Activity (UDA)	
	2018	2019
April	689	1,043
May	1,786	2,432
June	2,698	3,363
July	3,900	4,785
August	4,861	5,813
September	5,578	6,674
October	6,631	
November	7,654	
December	8,614	
January	9,535	
February	10,849	
March	12,203	
April	12,484	
May	12,494	
June	12,494	

QUALITY

	Quantity	Base Number	Contract	AT	Region	England
% of FP17s for the same patient ID Re-attending within 3 months - Children	78	863	9.0%	11.6%	12.2%	11.6%
% of FP17s for the same patient ID Re-attending within 3 months - Adults	297	2,102	14.1%	16.5%	15.8%	15.5%
% of FP17s for the same patient ID Re-attending between 3 & 9 months - Children	406	863	47.0%	58.4%	60.3%	58.8%
% of FP17s for the same patient ID Re-attending between 3 & 9 months - Adults	1,009	2,102	48.0%	52.0%	53.5%	51.1%
% of FP17s for Band 1 Urgent Courses	217	2,839	7.6%	9.8%	9.1%	9.0%
% of FP17s Relating to Free Repair or Replacements	28	2,839	1.0%	1.1%	1.0%	0.8%
% of FP17s Relating to Continuations	51	2,839	1.8%	1.2%	1.0%	0.9%
% of Patients satisfied with the dentistry they have received	3	3	N/A	93.5%	93.6%	93.3%
% of Patients satisfied with the time they had to wait for an appointment	3	3	N/A	93.1%	89.8%	88.9%

* This is based on patients treated on this contract for their most recent course of treatment. Figures in italics indicate the base number of FP17s or Patient Questionnaire responses are less than 100. N/A is shown where the base number of responses is less than 10 during the period. % is calculated as Quantity/Base number*100

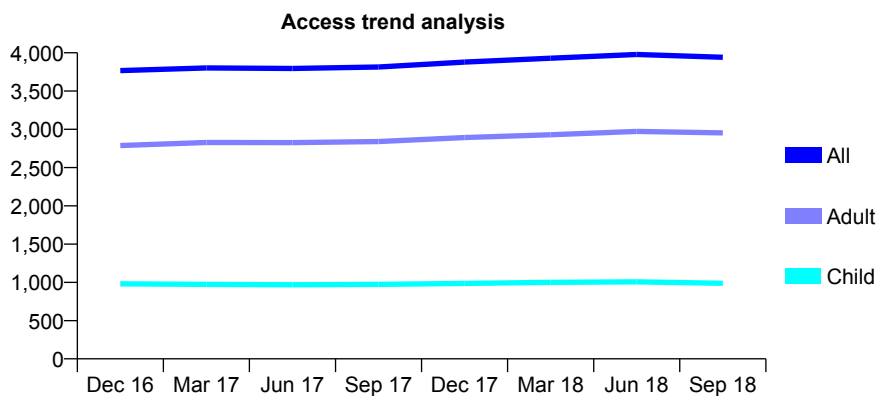
Q44 - Vital Signs At a Glance Contract Report for 158712/0001 - September 2018

Name or company name	Bollington Dental Practice Limited
Contract type name	GDS Contract
Purpose of contract	General
Contract start date	01/10/2014
Contract end date	

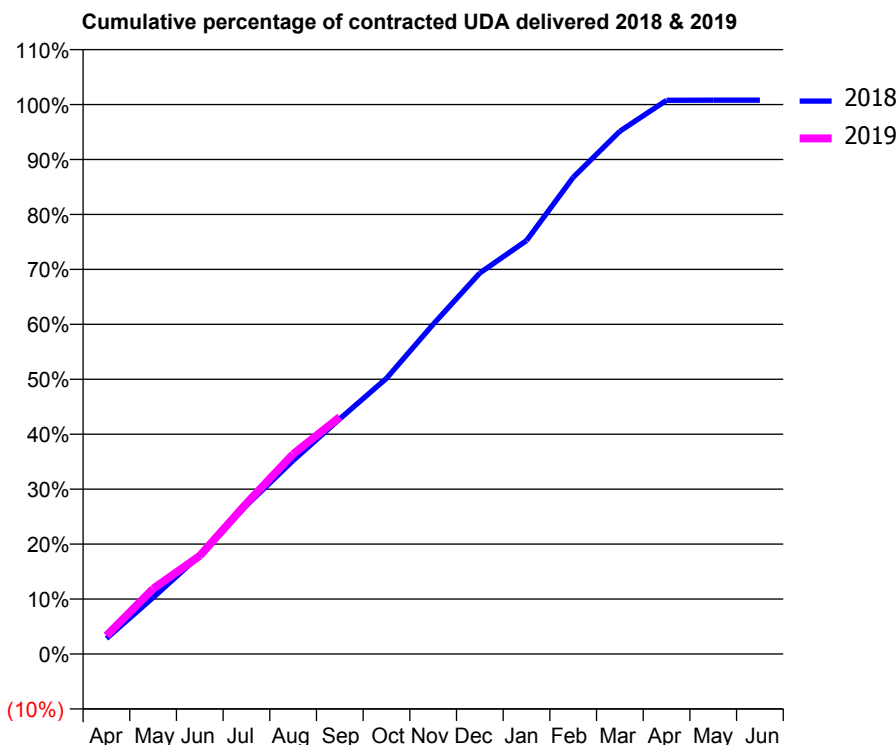
18/19 Contracted general activity (UDA)	8,980
Carry forward general activity (UDA)	0
18/19 Contracted orthodontic activity (UOA)	0
Carry forward orthodontic activity (UOA)	0
Baseline contract value	£281,313.05

ACCESS*

Patients seen in 24 months	Total	Change since previous quarter
Quarter ending September 2017	3,814	
Quarter ending December 2017	3,878	→
Quarter ending March 2018	3,929	→
Quarter ending June 2018	3,979	→
Quarter ending September 2018	3,941	→
Variance since September 2017	3.3%	↑



ACTIVITY



Adjusted Scheduled Activity (UDA)		
Month	2018	2019
April	253	300
May	924	1,066
June	1,612	1,605
July	2,431	2,461
August	3,166	3,267
September	3,845	3,872
October	4,510	
November	5,392	
December	6,231	
January	6,761	
February	7,796	
March	8,551	
April	9,057	
May	9,059	
June	9,059	

QUALITY

	Quantity	Base Number	Contract	AT	Region	England
% of FP17s for the same patient ID Re-attending within 3 months - Children	52	736	7.1%	11.6%	12.2%	11.6%
% of FP17s for the same patient ID Re-attending within 3 months - Adults	262	1,589	16.5%	16.5%	15.8%	15.5%
% of FP17s for the same patient ID Re-attending between 3 & 9 months - Children	421	736	57.2%	58.4%	60.3%	58.8%
% of FP17s for the same patient ID Re-attending between 3 & 9 months - Adults	401	1,589	25.2%	52.0%	53.5%	51.1%
% of FP17s for Band 1 Urgent Courses	257	2,096	12.3%	9.8%	9.1%	9.0%
% of FP17s Relating to Free Repair or Replacements	12	2,096	0.6%	1.1%	1.0%	0.8%
% of FP17s Relating to Continuations	26	2,096	1.2%	1.2%	1.0%	0.9%
% of Patients satisfied with the dentistry they have received	3	3	N/A	93.5%	93.6%	93.3%
% of Patients satisfied with the time they had to wait for an appointment	3	3	N/A	93.1%	89.8%	88.9%

* This is based on patients treated on this contract for their most recent course of treatment. Figures in italics indicate the base number of FP17s or Patient Questionnaire responses are less than 100. N/A is shown where the base number of responses is less than 10 during the period. % is calculated as Quantity/Base number*100

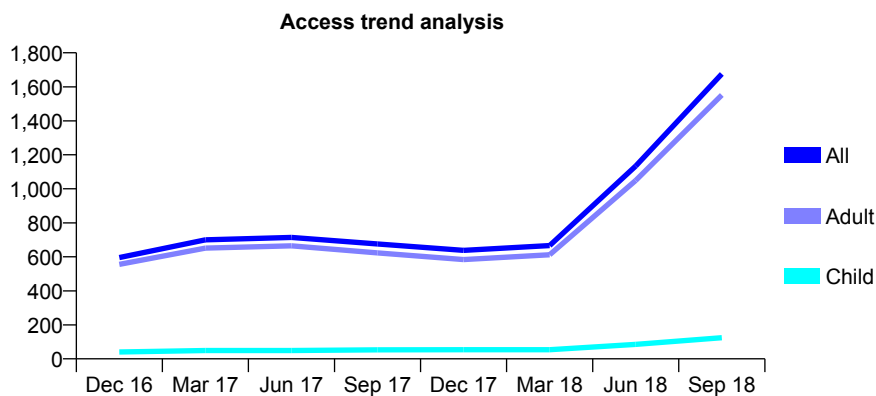
Q44 - Vital Signs At a Glance Contract Report for 160059/0014 - September 2018

Name or company name	REVIVE DENTAL CARE LIMITED
Contract type name	PDS Contract
Purpose of contract	General
Contract start date	01/04/2015
Contract end date	31/03/2020

18/19 Contracted general activity (UDA)	15,000
Carry forward general activity (UDA)	0
18/19 Contracted orthodontic activity (UOA)	0
Carry forward orthodontic activity (UOA)	0
Baseline contract value	£402,077.62

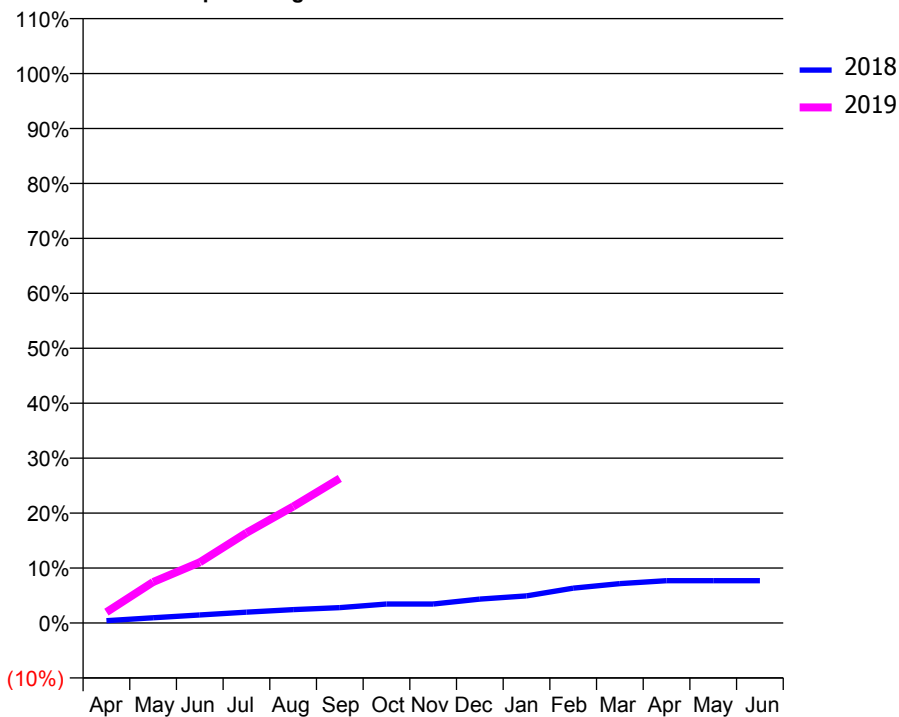
ACCESS*

Patients seen in 24 months	Total	Change since previous quarter
Quarter ending September 2017	676	
Quarter ending December 2017	638	↓
Quarter ending March 2018	666	↑
Quarter ending June 2018	1,134	↑
Quarter ending September 2018	1,676	↑
Variance since September 2017	147.9%	↑



ACTIVITY

Cumulative percentage of contracted UDA delivered 2018 & 2019



Month	Adjusted Scheduled Activity (UDA)	
	2018	2019
April	64	296
May	143	1,118
June	220	1,660
July	298	2,461
August	365	3,179
September	421	3,949
October	518	
November	518	
December	654	
January	740	
February	953	
March	1,076	
April	1,157	
May	1,157	
June	1,157	

QUALITY

	Quantity	Base Number	Contract	AT	Region	England
% of FP17s for the same patient ID Re-attending within 3 months - Children	3	361	0.8%	11.6%	12.2%	11.6%
% of FP17s for the same patient ID Re-attending within 3 months - Adults	51	3,012	1.7%	16.5%	15.8%	15.5%
% of FP17s for the same patient ID Re-attending between 3 & 9 months - Children	0	361	0.0%	58.4%	60.3%	58.8%
% of FP17s for the same patient ID Re-attending between 3 & 9 months - Adults	5	3,012	0.2%	52.0%	53.5%	51.1%
% of FP17s for Band 1 Urgent Courses	3,290	3,292	99.9%	9.8%	9.1%	9.0%
% of FP17s Relating to Free Repair or Replacements	0	3,292	0.0%	1.1%	1.0%	0.8%
% of FP17s Relating to Continuations	0	3,292	0.0%	1.2%	1.0%	0.9%
% of Patients satisfied with the dentistry they have received	2	2	N/A	93.5%	93.6%	93.3%
% of Patients satisfied with the time they had to wait for an appointment	2	2	N/A	93.1%	89.8%	88.9%

* This is based on patients treated on this contract for their most recent course of treatment. Figures in italics indicate the base number of FP17s or Patient Questionnaire responses are less than 100. N/A is shown where the base number of responses is less than 10 during the period. % is calculated as Quantity/Base number*100

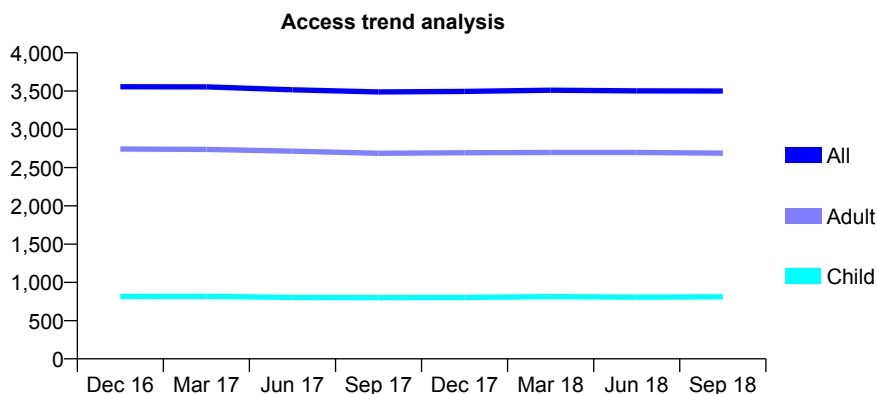
Q44 - Vital Signs At a Glance Contract Report for 160075/0001 - September 2018

Name or company name	Arrowe Park Dental Practice
Contract type name	GDS Contract
Purpose of contract	General
Contract start date	01/11/2012
Contract end date	

18/19 Contracted general activity (UDA)	13,875
Carry forward general activity (UDA)	0
18/19 Contracted orthodontic activity (UOA)	0
Carry forward orthodontic activity (UOA)	0
Baseline contract value	£405,344.98

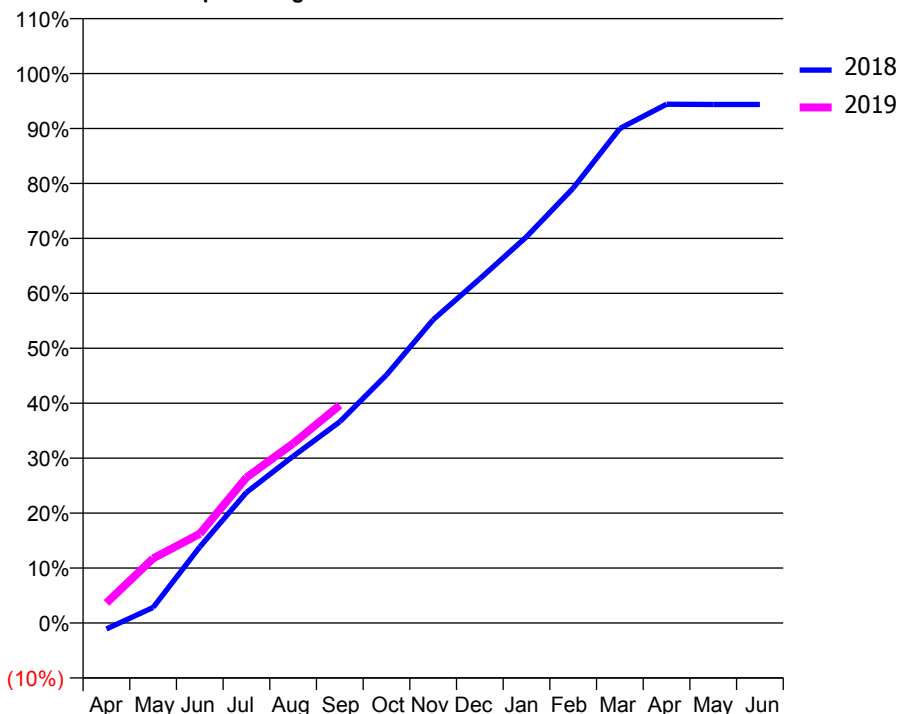
ACCESS*

Patients seen in 24 months	Total	Change since previous quarter
Quarter ending September 2017	3,488	
Quarter ending December 2017	3,496	→
Quarter ending March 2018	3,511	→
Quarter ending June 2018	3,503	→
Quarter ending September 2018	3,500	→
Variance since September 2017	0.3%	→



ACTIVITY

Cumulative percentage of contracted UDA delivered 2018 & 2019



Adjusted Scheduled Activity (UDA)

Month	2018	2019
April	-155	505
May	392	1,633
June	1,920	2,254
July	3,299	3,676
August	4,210	4,535
September	5,084	5,499
October	6,264	
November	7,659	
December	8,690	
January	9,751	
February	10,982	
March	12,486	
April	13,098	
May	13,094	
June	13,093	

QUALITY

	Quantity	Base Number	Contract	AT	Region	England
% of FP17s for the same patient ID Re-attending within 3 months - Children	42	588	7.1%	11.6%	12.2%	11.6%
% of FP17s for the same patient ID Re-attending within 3 months - Adults	419	2,056	20.4%	16.5%	15.8%	15.5%
% of FP17s for the same patient ID Re-attending between 3 & 9 months - Children	317	588	53.9%	58.4%	60.3%	58.8%
% of FP17s for the same patient ID Re-attending between 3 & 9 months - Adults	1,136	2,056	55.3%	52.0%	53.5%	51.1%
% of FP17s for Band 1 Urgent Courses	144	2,430	5.9%	9.8%	9.1%	9.0%
% of FP17s Relating to Free Repair or Replacements	98	2,430	4.0%	1.1%	1.0%	0.8%
% of FP17s Relating to Continuations	43	2,430	1.8%	1.2%	1.0%	0.9%
% of Patients satisfied with the dentistry they have received	4	4	N/A	93.5%	93.6%	93.3%
% of Patients satisfied with the time they had to wait for an appointment	4	4	N/A	93.1%	89.8%	88.9%

* This is based on patients treated on this contract for their most recent course of treatment. Figures in italics indicate the base number of FP17s or Patient Questionnaire responses are less than 100. N/A is shown where the base number of responses is less than 10 during the period. % is calculated as Quantity/Base number*100

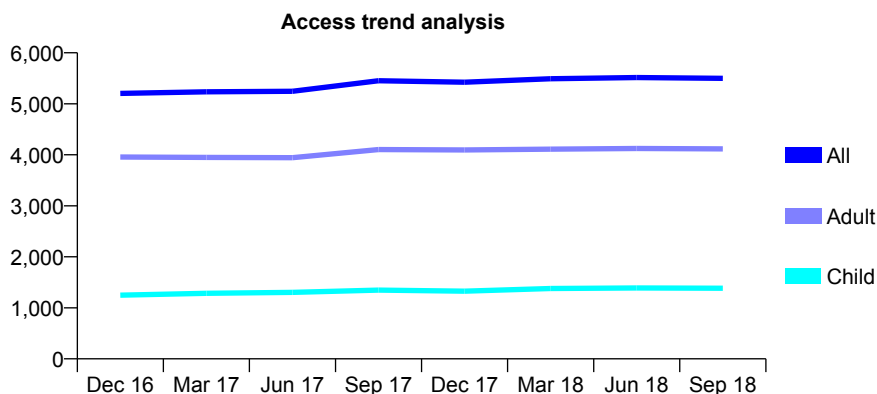
Q44 - Vital Signs At a Glance Contract Report for 160849/0001 - September 2018

Name or company name	Abbotts and Ward
Contract type name	GDS Contract
Purpose of contract	General
Contract start date	01/05/2013
Contract end date	

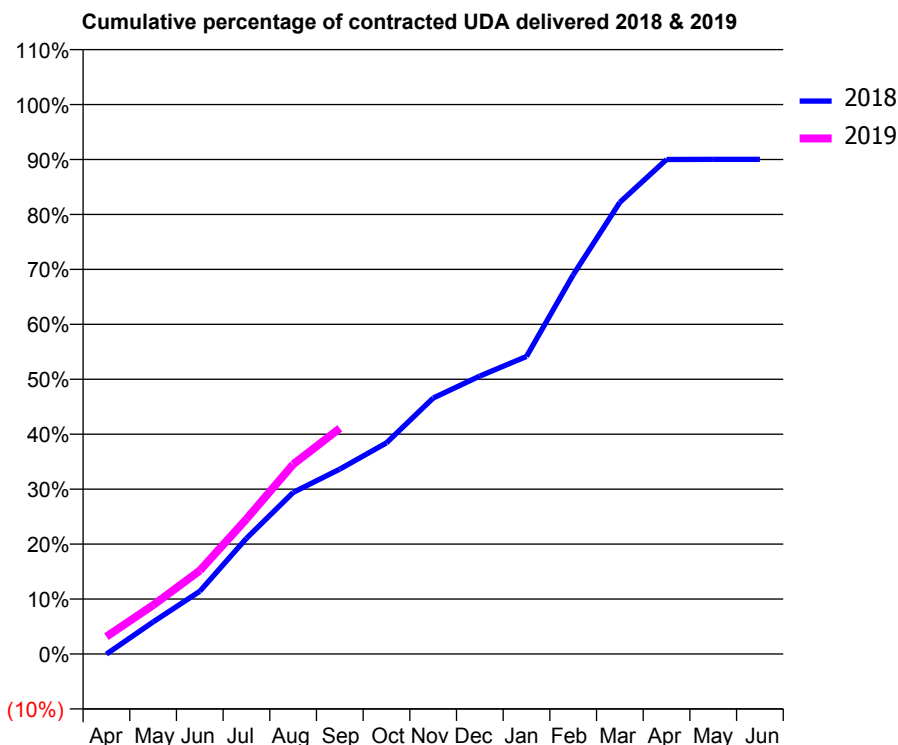
18/19 Contracted general activity (UDA)	17,000
Carry forward general activity (UDA)	0
18/19 Contracted orthodontic activity (UOA)	0
Carry forward orthodontic activity (UOA)	0
Baseline contract value	£410,279.46

ACCESS*

Patients seen in 24 months	Total	Change since previous quarter
Quarter ending September 2017	5,451	
Quarter ending December 2017	5,423	→
Quarter ending March 2018	5,491	→
Quarter ending June 2018	5,514	→
Quarter ending September 2018	5,500	→
Variance since September 2017	0.9%	→



ACTIVITY



Adjusted Scheduled Activity (UDA)		
Month	2018	2019
April	-6	537
May	990	1,512
June	1,942	2,580
July	3,579	4,178
August	4,997	5,867
September	5,719	6,982
October	6,531	
November	7,920	
December	8,598	
January	9,206	
February	11,730	
March	13,974	
April	15,301	
May	15,303	
June	15,304	

QUALITY

	Quantity	Base Number	Contract	AT	Region	England
% of FP17s for the same patient ID Re-attending within 3 months - Children	152	1,199	12.7%	11.6%	12.2%	11.6%
% of FP17s for the same patient ID Re-attending within 3 months - Adults	518	2,810	18.4%	16.5%	15.8%	15.5%
% of FP17s for the same patient ID Re-attending between 3 & 9 months - Children	748	1,199	62.4%	58.4%	60.3%	58.8%
% of FP17s for the same patient ID Re-attending between 3 & 9 months - Adults	1,600	2,810	56.9%	52.0%	53.5%	51.1%
% of FP17s for Band 1 Urgent Courses	339	3,629	9.3%	9.8%	9.1%	9.0%
% of FP17s Relating to Free Repair or Replacements	36	3,629	1.0%	1.1%	1.0%	0.8%
% of FP17s Relating to Continuations	29	3,629	0.8%	1.2%	1.0%	0.9%
% of Patients satisfied with the dentistry they have received	5	5	N/A	93.5%	93.6%	93.3%
% of Patients satisfied with the time they had to wait for an appointment	5	5	N/A	93.1%	89.8%	88.9%

* This is based on patients treated on this contract for their most recent course of treatment. Figures in italics indicate the base number of FP17s or Patient Questionnaire responses are less than 100. N/A is shown where the base number of responses is less than 10 during the period. % is calculated as Quantity/Base number*100

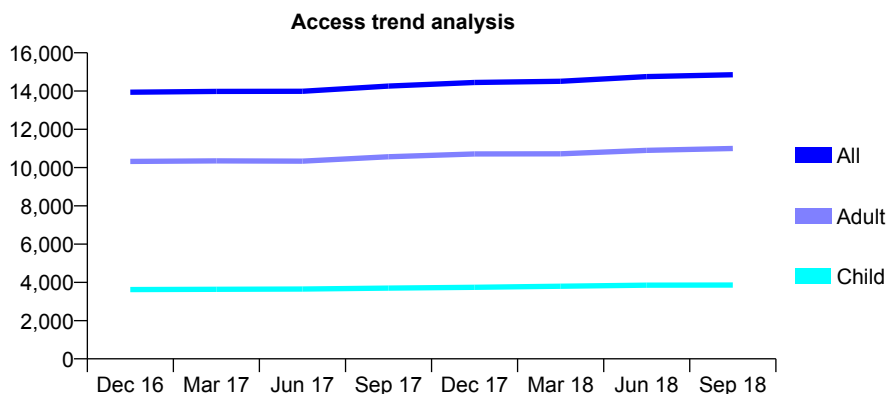
Q44 - Vital Signs At a Glance Contract Report for 161152/0001 - September 2018

Name or company name	Martins Lane Dental Practice
Contract type name	GDS Contract
Purpose of contract	General
Contract start date	01/01/2015
Contract end date	

18/19 Contracted general activity (UDA)	40,962
Carry forward general activity (UDA)	0
18/19 Contracted orthodontic activity (UOA)	0
Carry forward orthodontic activity (UOA)	0
Baseline contract value	£1,269,917.08

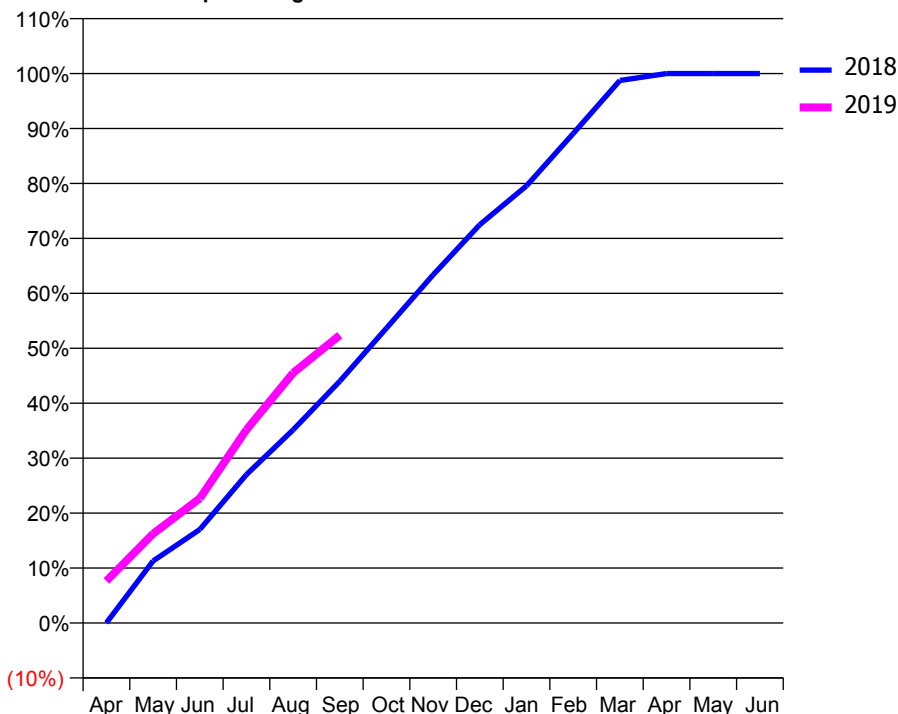
ACCESS*

Patients seen in 24 months	Total	Change since previous quarter
Quarter ending September 2017	14,261	
Quarter ending December 2017	14,450	→
Quarter ending March 2018	14,512	→
Quarter ending June 2018	14,755	→
Quarter ending September 2018	14,853	→
Variance since September 2017	4.2%	↑



ACTIVITY

Cumulative percentage of contracted UDA delivered 2018 & 2019



Month	Adjusted Scheduled Activity (UDA)	
	2018	2019
April	16	3,135
May	4,715	6,655
June	7,114	9,290
July	11,288	14,404
August	14,684	18,642
September	18,390	21,453
October	22,423	
November	26,477	
December	30,289	
January	33,233	
February	37,210	
March	41,247	
April	41,777	
May	41,777	
June	41,778	

QUALITY

	Quantity	Base Number	Contract	AT	Region	England
% of FP17s for the same patient ID Re-attending within 3 months - Children	238	2,287	10.4%	11.6%	12.2%	11.6%
% of FP17s for the same patient ID Re-attending within 3 months - Adults	1,348	6,421	21.0%	16.5%	15.8%	15.5%
% of FP17s for the same patient ID Re-attending between 3 & 9 months - Children	949	2,287	41.5%	58.4%	60.3%	58.8%
% of FP17s for the same patient ID Re-attending between 3 & 9 months - Adults	2,265	6,421	35.3%	52.0%	53.5%	51.1%
% of FP17s for Band 1 Urgent Courses	631	8,233	7.7%	9.8%	9.1%	9.0%
% of FP17s Relating to Free Repair or Replacements	99	8,233	1.2%	1.1%	1.0%	0.8%
% of FP17s Relating to Continuations	275	8,233	3.3%	1.2%	1.0%	0.9%
% of Patients satisfied with the dentistry they have received	6	6	N/A	93.5%	93.6%	93.3%
% of Patients satisfied with the time they had to wait for an appointment	5	6	N/A	93.1%	89.8%	88.9%

* This is based on patients treated on this contract for their most recent course of treatment. Figures in italics indicate the base number of FP17s or Patient Questionnaire responses are less than 100. N/A is shown where the base number of responses is less than 10 during the period. % is calculated as Quantity/Base number*100

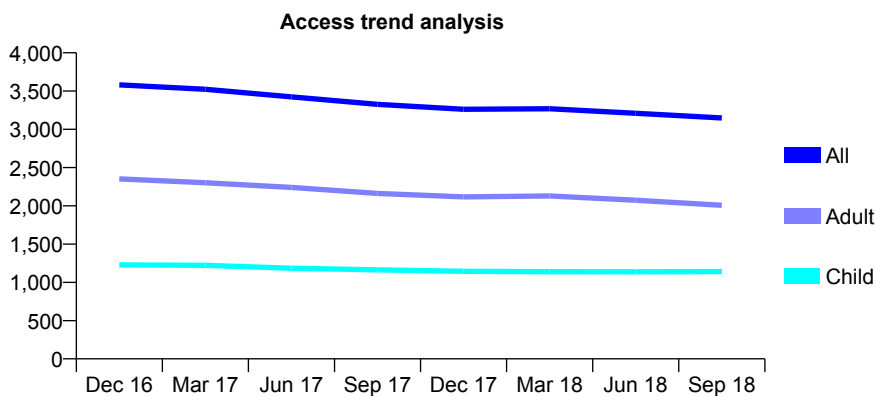
Q44 - Vital Signs At a Glance Contract Report for 161195/0001 - September 2018

Name or company name	Toft Road Dental Surgery
Contract type name	GDS Contract
Purpose of contract	General
Contract start date	01/06/2014
Contract end date	

18/19 Contracted general activity (UDA)	7,912
Carry forward general activity (UDA)	0
18/19 Contracted orthodontic activity (UOA)	0
Carry forward orthodontic activity (UOA)	0
Baseline contract value	£190,941.02

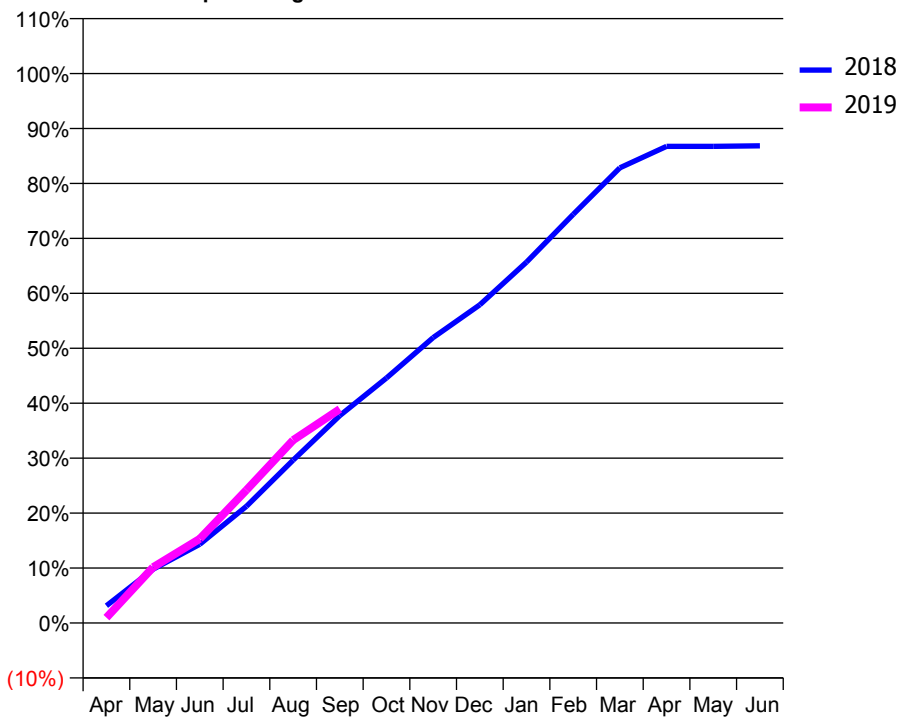
ACCESS*

Patients seen in 24 months	Total	Change since previous quarter
Quarter ending September 2017	3,326	
Quarter ending December 2017	3,262	↓
Quarter ending March 2018	3,268	→
Quarter ending June 2018	3,210	↓
Quarter ending September 2018	3,148	↓
Variance since September 2017	(5.4%)	↓



ACTIVITY

Cumulative percentage of contracted UDA delivered 2018 & 2019



Month	Adjusted Scheduled Activity (UDA)	
	2018	2019
April	248	78
May	774	804
June	1,133	1,212
July	1,681	1,915
August	2,346	2,632
September	2,987	3,080
October	3,528	
November	4,111	
December	4,581	
January	5,196	
February	5,883	
March	6,555	
April	6,862	
May	6,862	
June	6,870	

QUALITY

	Quantity	Base Number	Contract	AT	Region	England
% of FP17s for the same patient ID Re-attending within 3 months - Children	63	898	7.0%	11.6%	12.2%	11.6%
% of FP17s for the same patient ID Re-attending within 3 months - Adults	137	1,249	11.0%	16.5%	15.8%	15.5%
% of FP17s for the same patient ID Re-attending between 3 & 9 months - Children	618	898	68.8%	58.4%	60.3%	58.8%
% of FP17s for the same patient ID Re-attending between 3 & 9 months - Adults	747	1,249	59.8%	52.0%	53.5%	51.1%
% of FP17s for Band 1 Urgent Courses	132	1,970	6.7%	9.8%	9.1%	9.0%
% of FP17s Relating to Free Repair or Replacements	3	1,970	0.2%	1.1%	1.0%	0.8%
% of FP17s Relating to Continuations	5	1,970	0.3%	1.2%	1.0%	0.9%
% of Patients satisfied with the dentistry they have received	2	2	N/A	93.5%	93.6%	93.3%
% of Patients satisfied with the time they had to wait for an appointment	2	2	N/A	93.1%	89.8%	88.9%

* This is based on patients treated on this contract for their most recent course of treatment. Figures in italics indicate the base number of FP17s or Patient Questionnaire responses are less than 100. N/A is shown where the base number of responses is less than 10 during the period. % is calculated as Quantity/Base number*100

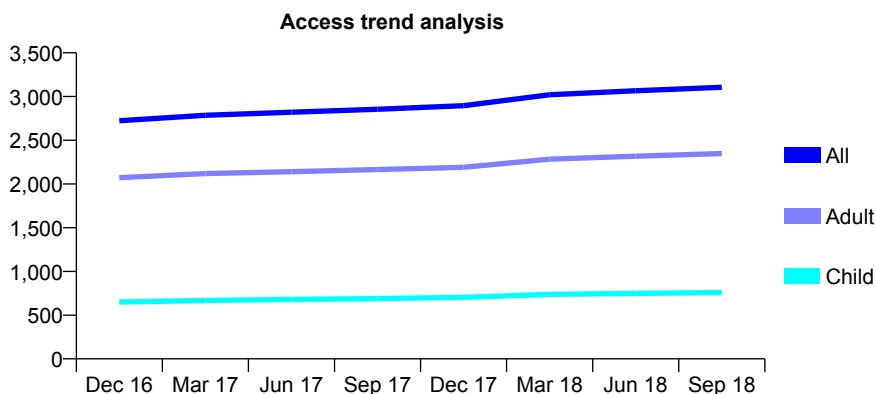
Q44 - Vital Signs At a Glance Contract Report for 161535/0001 - September 2018

Name or company name	Orchard Dental Practice
Contract type name	GDS Contract
Purpose of contract	General
Contract start date	01/05/2013
Contract end date	

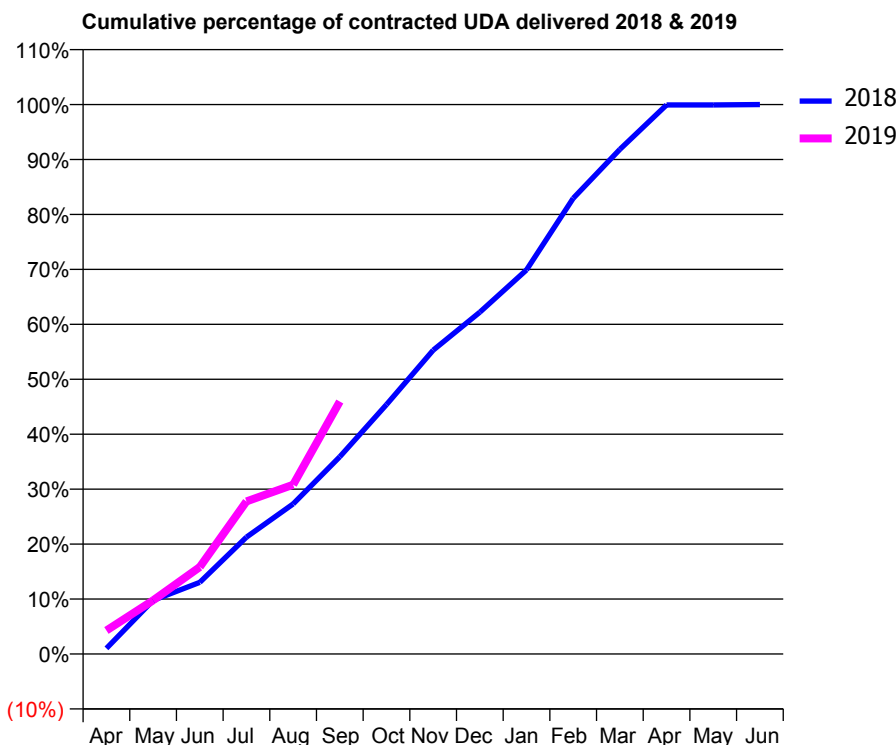
18/19 Contracted general activity (UDA)	7,200
Carry forward general activity (UDA)	0
18/19 Contracted orthodontic activity (UOA)	0
Carry forward orthodontic activity (UOA)	0
Baseline contract value	£210,322.99

ACCESS*

Patients seen in 24 months	Total	Change since previous quarter
Quarter ending September 2017	2,854	
Quarter ending December 2017	2,895	→
Quarter ending March 2018	3,021	↑
Quarter ending June 2018	3,066	→
Quarter ending September 2018	3,106	→
Variance since September 2017	8.8%	↑



ACTIVITY



Adjusted Scheduled Activity (UDA)		
Month	2018	2019
April	74	308
May	706	703
June	944	1,140
July	1,540	1,999
August	1,977	2,218
September	2,599	3,309
October	3,287	
November	4,002	
December	4,504	
January	5,061	
February	6,005	
March	6,650	
April	7,234	
May	7,234	
June	7,240	

QUALITY

	Quantity	Base Number	Contract	AT	Region	England
% of FP17s for the same patient ID Re-attending within 3 months - Children	59	633	9.3%	11.6%	12.2%	11.6%
% of FP17s for the same patient ID Re-attending within 3 months - Adults	228	1,655	13.8%	16.5%	15.8%	15.5%
% of FP17s for the same patient ID Re-attending between 3 & 9 months - Children	416	633	65.7%	58.4%	60.3%	58.8%
% of FP17s for the same patient ID Re-attending between 3 & 9 months - Adults	906	1,655	54.7%	52.0%	53.5%	51.1%
% of FP17s for Band 1 Urgent Courses	134	1,550	8.6%	9.8%	9.1%	9.0%
% of FP17s Relating to Free Repair or Replacements	6	1,550	0.4%	1.1%	1.0%	0.8%
% of FP17s Relating to Continuations	2	1,550	0.1%	1.2%	1.0%	0.9%
% of Patients satisfied with the dentistry they have received	2	2	N/A	93.5%	93.6%	93.3%
% of Patients satisfied with the time they had to wait for an appointment	2	2	N/A	93.1%	89.8%	88.9%

* This is based on patients treated on this contract for their most recent course of treatment. Figures in italics indicate the base number of FP17s or Patient Questionnaire responses are less than 100. N/A is shown where the base number of responses is less than 10 during the period. % is calculated as Quantity/Base number*100

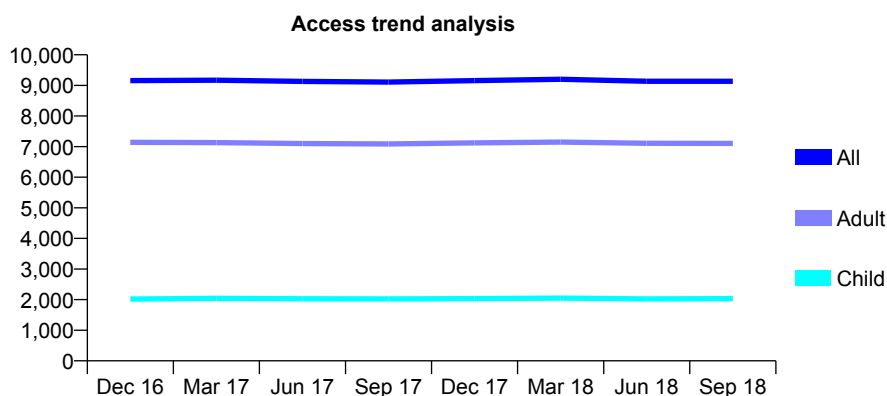
Q44 - Vital Signs At a Glance Contract Report for 162396/0001 - September 2018

Name or company name	PHOENIX DENTAL PRACTICE LIMITED
Contract type name	GDS Contract
Purpose of contract	General
Contract start date	01/10/2011
Contract end date	

18/19 Contracted general activity (UDA)	25,819
Carry forward general activity (UDA)	252
18/19 Contracted orthodontic activity (UOA)	0
Carry forward orthodontic activity (UOA)	0
Baseline contract value	£690,450.23

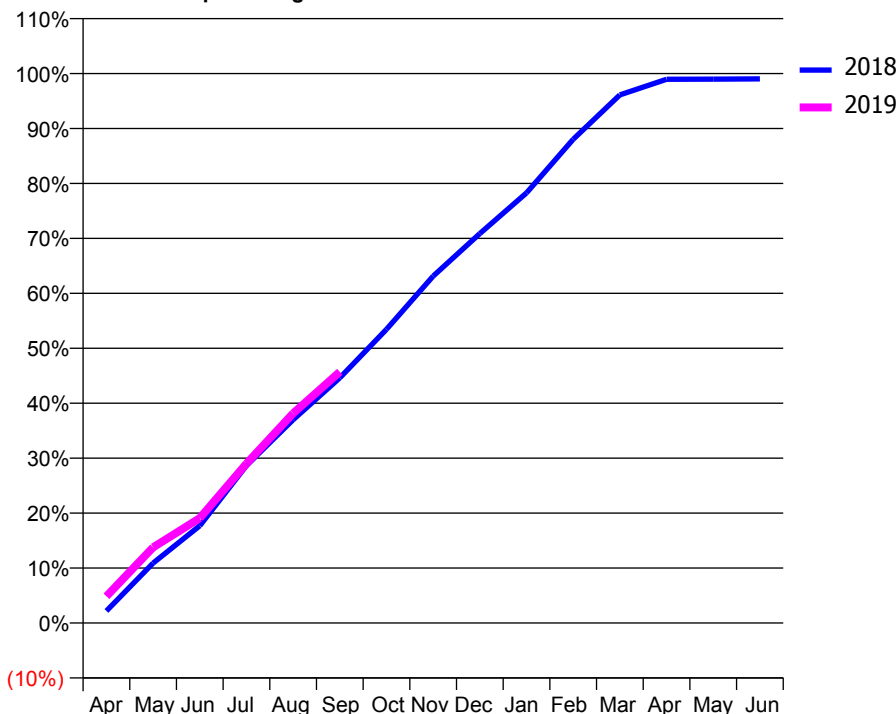
ACCESS*

Patients seen in 24 months	Total	Change since previous quarter
Quarter ending September 2017	9,111	
Quarter ending December 2017	9,158	→
Quarter ending March 2018	9,199	→
Quarter ending June 2018	9,134	→
Quarter ending September 2018	9,137	→
Variance since September 2017	0.3%	→



ACTIVITY

Cumulative percentage of contracted UDA delivered 2018 & 2019



Adjusted Scheduled Activity (UDA)

Month	2018	2019
April	565	1,259
May	2,817	3,557
June	4,568	4,928
July	7,396	7,491
August	9,550	9,852
September	11,521	11,798
October	13,799	
November	16,298	
December	18,301	
January	20,210	
February	22,729	
March	24,813	
April	25,550	
May	25,552	
June	25,567	

QUALITY

	Quantity	Base Number	Contract	AT	Region	England
% of FP17s for the same patient ID Re-attending within 3 months - Children	72	1,481	4.9%	11.6%	12.2%	11.6%
% of FP17s for the same patient ID Re-attending within 3 months - Adults	529	4,918	10.8%	16.5%	15.8%	15.5%
% of FP17s for the same patient ID Re-attending between 3 & 9 months - Children	906	1,481	61.2%	58.4%	60.3%	58.8%
% of FP17s for the same patient ID Re-attending between 3 & 9 months - Adults	2,841	4,918	57.8%	52.0%	53.5%	51.1%
% of FP17s for Band 1 Urgent Courses	387	6,012	6.4%	9.8%	9.1%	9.0%
% of FP17s Relating to Free Repair or Replacements	51	6,012	0.8%	1.1%	1.0%	0.8%
% of FP17s Relating to Continuations	98	6,012	1.6%	1.2%	1.0%	0.9%
% of Patients satisfied with the dentistry they have received	6	6	N/A	93.5%	93.6%	93.3%
% of Patients satisfied with the time they had to wait for an appointment	6	6	N/A	93.1%	89.8%	88.9%

* This is based on patients treated on this contract for their most recent course of treatment. Figures in italics indicate the base number of FP17s or Patient Questionnaire responses are less than 100. N/A is shown where the base number of responses is less than 10 during the period. % is calculated as Quantity/Base number*100

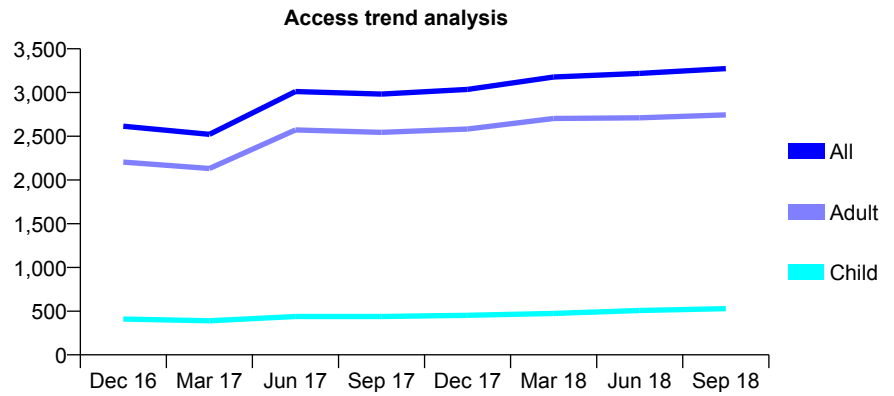
Q44 - Vital Signs At a Glance Contract Report for 165956/0001 - September 2018

Name or company name	Park House Dental Practice
Contract type name	GDS Contract
Purpose of contract	General
Contract start date	06/07/2015
Contract end date	

18/19 Contracted general activity (UDA)	12,118
Carry forward general activity (UDA)	448
18/19 Contracted orthodontic activity (UOA)	0
Carry forward orthodontic activity (UOA)	0
Baseline contract value	£291,096.78

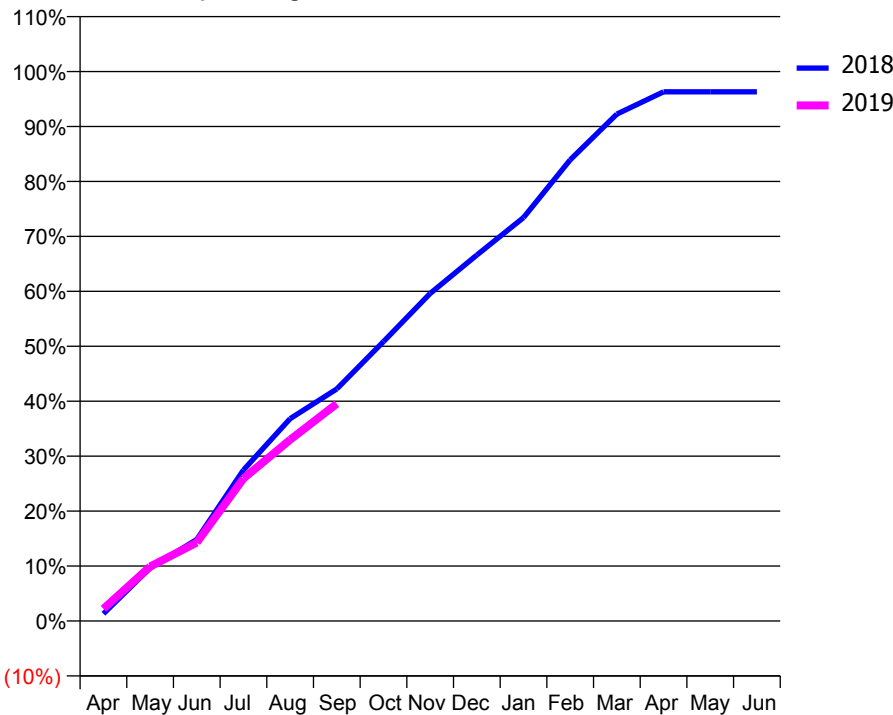
ACCESS*

Patients seen in 24 months	Total	Change since previous quarter
Quarter ending September 2017	2,983	
Quarter ending December 2017	3,035	→
Quarter ending March 2018	3,177	↑
Quarter ending June 2018	3,218	→
Quarter ending September 2018	3,274	→
Variance since September 2017	9.8%	↑



ACTIVITY

Cumulative percentage of contracted UDA delivered 2018 & 2019



Month	Adjusted Scheduled Activity (UDA)	
	2018	2019
April	160	270
May	1,170	1,202
June	1,798	1,729
July	3,329	3,142
August	4,464	3,999
September	5,117	4,791
October	6,163	
November	7,224	
December	8,070	
January	8,898	
February	10,170	
March	11,180	
April	11,670	
May	11,670	
June	11,669	

QUALITY

	Quantity	Base Number	Contract	AT	Region	England
% of FP17s for the same patient ID Re-attending within 3 months - Children	61	446	13.7%	11.6%	12.2%	11.6%
% of FP17s for the same patient ID Re-attending within 3 months - Adults	270	1,973	13.7%	16.5%	15.8%	15.5%
% of FP17s for the same patient ID Re-attending between 3 & 9 months - Children	228	446	51.1%	58.4%	60.3%	58.8%
% of FP17s for the same patient ID Re-attending between 3 & 9 months - Adults	1,119	1,973	56.7%	52.0%	53.5%	51.1%
% of FP17s for Band 1 Urgent Courses	170	2,115	8.0%	9.8%	9.1%	9.0%
% of FP17s Relating to Free Repair or Replacements	30	2,115	1.4%	1.1%	1.0%	0.8%
% of FP17s Relating to Continuations	17	2,115	0.8%	1.2%	1.0%	0.9%
% of Patients satisfied with the dentistry they have received	5	5	N/A	93.5%	93.6%	93.3%
% of Patients satisfied with the time they had to wait for an appointment	5	5	N/A	93.1%	89.8%	88.9%

* This is based on patients treated on this contract for their most recent course of treatment. Figures in italics indicate the base number of FP17s or Patient Questionnaire responses are less than 100. N/A is shown where the base number of responses is less than 10 during the period. % is calculated as Quantity/Base number*100

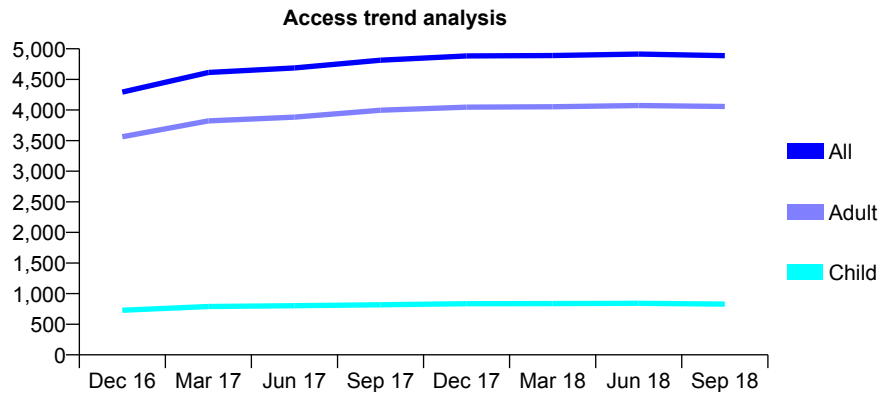
Q44 - Vital Signs At a Glance Contract Report for 166693/0001 - September 2018

Name or company name	Roe Street Dental Practice
Contract type name	GDS Contract
Purpose of contract	General
Contract start date	01/10/2013
Contract end date	

18/19 Contracted general activity (UDA)	14,952
Carry forward general activity (UDA)	0
18/19 Contracted orthodontic activity (UOA)	0
Carry forward orthodontic activity (UOA)	0
Baseline contract value	£407,785.53

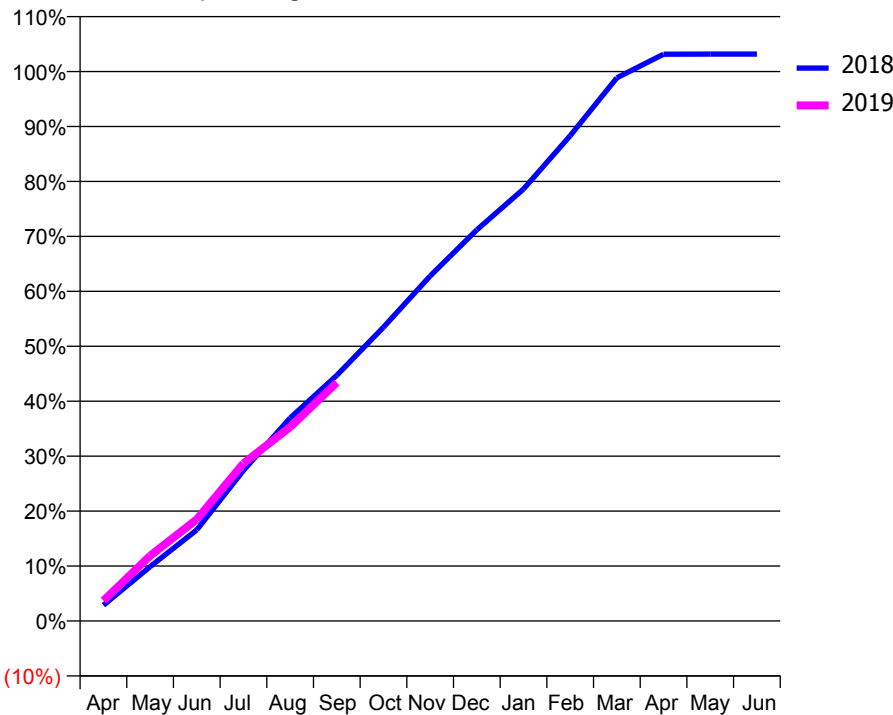
ACCESS*

Patients seen in 24 months	Total	Change since previous quarter
Quarter ending September 2017	4,814	
Quarter ending December 2017	4,883	→
Quarter ending March 2018	4,891	→
Quarter ending June 2018	4,915	→
Quarter ending September 2018	4,887	→
Variance since September 2017	1.5%	→



ACTIVITY

Cumulative percentage of contracted UDA delivered 2018 & 2019



Month	Adjusted Scheduled Activity (UDA)	
	2018	2019
April	437	552
May	1,498	1,776
June	2,512	2,767
July	4,152	4,289
August	5,594	5,276
September	6,772	6,491
October	8,099	
November	9,509	
December	10,780	
January	11,907	
February	13,375	
March	14,970	
April	15,622	
May	15,624	
June	15,624	

QUALITY

	Quantity	Base Number	Contract	AT	Region	England
% of FP17s for the same patient ID Re-attending within 3 months - Children	68	733	9.3%	11.6%	12.2%	11.6%
% of FP17s for the same patient ID Re-attending within 3 months - Adults	447	3,379	13.2%	16.5%	15.8%	15.5%
% of FP17s for the same patient ID Re-attending between 3 & 9 months - Children	561	733	76.5%	58.4%	60.3%	58.8%
% of FP17s for the same patient ID Re-attending between 3 & 9 months - Adults	2,367	3,379	70.1%	52.0%	53.5%	51.1%
% of FP17s for Band 1 Urgent Courses	417	3,804	11.0%	9.8%	9.1%	9.0%
% of FP17s Relating to Free Repair or Replacements	58	3,804	1.5%	1.1%	1.0%	0.8%
% of FP17s Relating to Continuations	34	3,804	0.9%	1.2%	1.0%	0.9%
% of Patients satisfied with the dentistry they have received	7	7	N/A	93.5%	93.6%	93.3%
% of Patients satisfied with the time they had to wait for an appointment	6	7	N/A	93.1%	89.8%	88.9%

* This is based on patients treated on this contract for their most recent course of treatment. Figures in italics indicate the base number of FP17s or Patient Questionnaire responses are less than 100. N/A is shown where the base number of responses is less than 10 during the period. % is calculated as Quantity/Base number*100

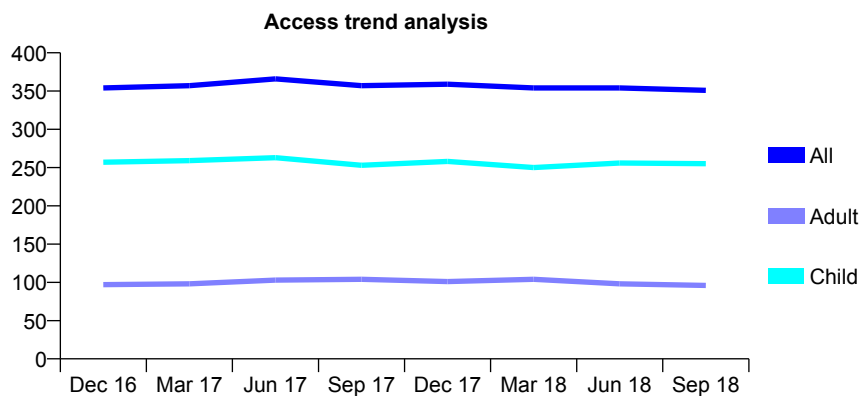
Q44 - Vital Signs At a Glance Contract Report for 168440/0001 - September 2018

Name or company name	John Sullivan Dental Practice Ltd
Contract type name	GDS Contract
Purpose of contract	General
Contract start date	01/05/2010
Contract end date	

18/19 Contracted general activity (UDA)	1,000
Carry forward general activity (UDA)	0
18/19 Contracted orthodontic activity (UOA)	0
Carry forward orthodontic activity (UOA)	0
Baseline contract value	£21,062.86

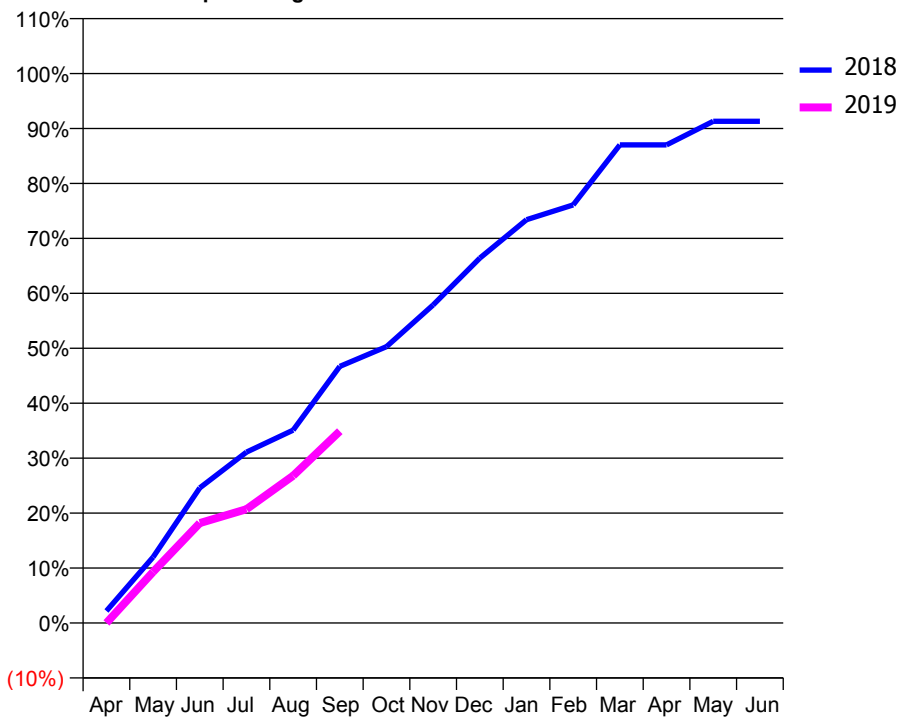
ACCESS*

Patients seen in 24 months	Total	Change since previous quarter
Quarter ending September 2017	357	
Quarter ending December 2017	359	→
Quarter ending March 2018	354	↓
Quarter ending June 2018	354	→
Quarter ending September 2018	351	→
Variance since September 2017	(1.7%)	↓



ACTIVITY

Cumulative percentage of contracted UDA delivered 2018 & 2019



Adjusted Scheduled Activity (UDA)

Month	2018	2019
April	22	0
May	120	93
June	246	182
July	311	207
August	351	268
September	467	349
October	503	
November	579	
December	664	
January	734	
February	761	
March	870	
April	870	
May	913	
June	913	

QUALITY

	Quantity	Base Number	Contract	AT	Region	England
% of FP17s for the same patient ID Re-attending within 3 months - Children	2	135	1.5%	11.6%	12.2%	11.6%
% of FP17s for the same patient ID Re-attending within 3 months - Adults	2	28	7.1%	16.5%	15.8%	15.5%
% of FP17s for the same patient ID Re-attending between 3 & 9 months - Children	71	135	52.6%	58.4%	60.3%	58.8%
% of FP17s for the same patient ID Re-attending between 3 & 9 months - Adults	10	28	35.7%	52.0%	53.5%	51.1%
% of FP17s for Band 1 Urgent Courses	0	138	0.0%	9.8%	9.1%	9.0%
% of FP17s Relating to Free Repair or Replacements	0	138	0.0%	1.1%	1.0%	0.8%
% of FP17s Relating to Continuations	1	138	0.7%	1.2%	1.0%	0.9%
% of Patients satisfied with the dentistry they have received	0	0	N/A	93.5%	93.6%	93.3%
% of Patients satisfied with the time they had to wait for an appointment	0	0	N/A	93.1%	89.8%	88.9%

* This is based on patients treated on this contract for their most recent course of treatment. Figures in italics indicate the base number of FP17s or Patient Questionnaire responses are less than 100. N/A is shown where the base number of responses is less than 10 during the period. % is calculated as Quantity/Base number*100

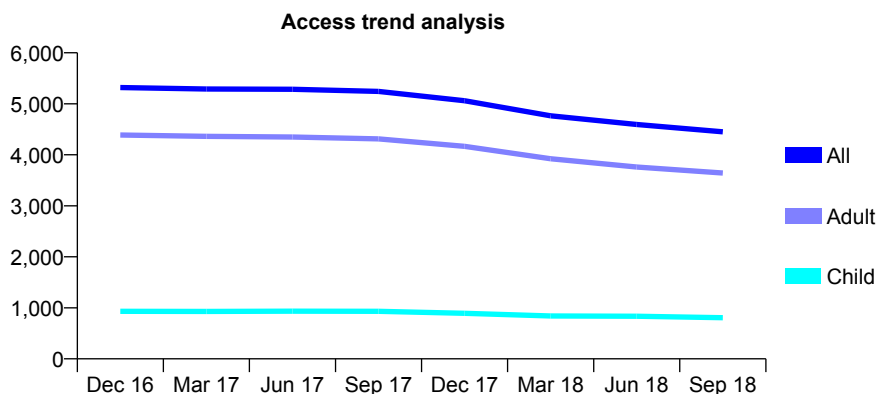
Q44 - Vital Signs At a Glance Contract Report for 169633/0001 - September 2018

Name or company name	Chester Dental Clinic
Contract type name	GDS Contract
Purpose of contract	General
Contract start date	01/04/2011
Contract end date	

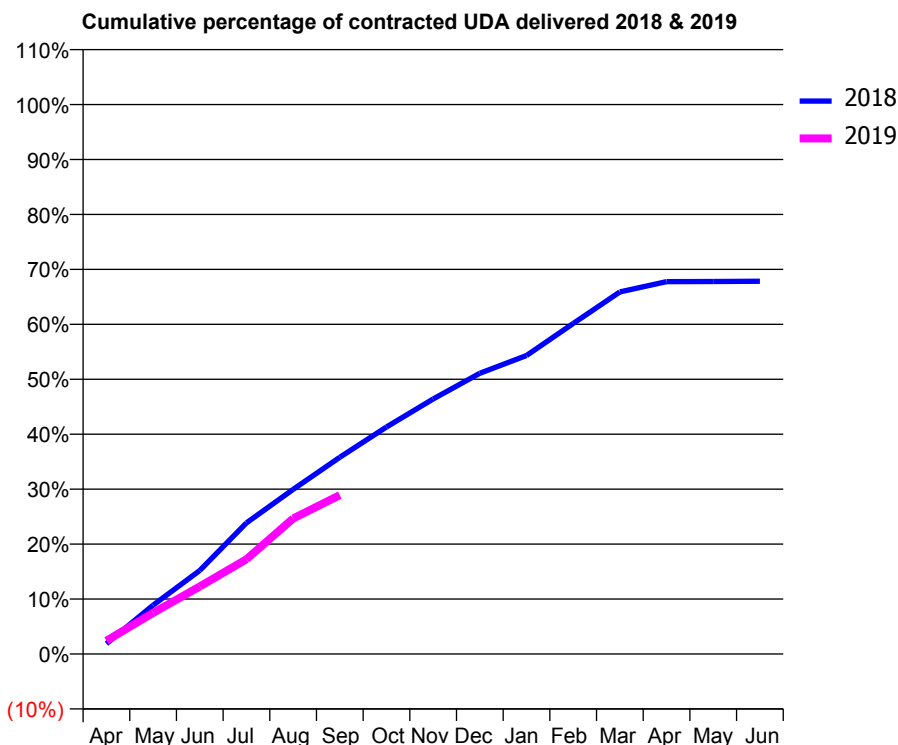
18/19 Contracted general activity (UDA)	17,775
Carry forward general activity (UDA)	0
18/19 Contracted orthodontic activity (UOA)	0
Carry forward orthodontic activity (UOA)	0
Baseline contract value	£456,392.17

ACCESS*

Patients seen in 24 months	Total	Change since previous quarter
Quarter ending September 2017	5,243	
Quarter ending December 2017	5,060	↓
Quarter ending March 2018	4,765	↓
Quarter ending June 2018	4,596	↓
Quarter ending September 2018	4,450	↓
Variance since September 2017	(15.1%)	↓



ACTIVITY



Month	Adjusted Scheduled Activity (UDA)	
	2018	2019
April	370	428
May	1,755	1,332
June	3,001	2,185
July	4,715	3,066
August	5,919	4,386
September	7,074	5,141
October	8,160	
November	9,164	
December	10,093	
January	10,728	
February	11,879	
March	13,013	
April	13,386	
May	13,391	
June	13,397	

QUALITY

	Quantity	Base Number	Contract	AT	Region	England
% of FP17s for the same patient ID Re-attending within 3 months - Children	31	476	6.5%	11.6%	12.2%	11.6%
% of FP17s for the same patient ID Re-attending within 3 months - Adults	259	1,868	13.9%	16.5%	15.8%	15.5%
% of FP17s for the same patient ID Re-attending between 3 & 9 months - Children	227	476	47.7%	58.4%	60.3%	58.8%
% of FP17s for the same patient ID Re-attending between 3 & 9 months - Adults	760	1,868	40.7%	52.0%	53.5%	51.1%
% of FP17s for Band 1 Urgent Courses	237	2,215	10.7%	9.8%	9.1%	9.0%
% of FP17s Relating to Free Repair or Replacements	26	2,215	1.2%	1.1%	1.0%	0.8%
% of FP17s Relating to Continuations	13	2,215	0.6%	1.2%	1.0%	0.9%
% of Patients satisfied with the dentistry they have received	5	5	N/A	93.5%	93.6%	93.3%
% of Patients satisfied with the time they had to wait for an appointment	5	5	N/A	93.1%	89.8%	88.9%

* This is based on patients treated on this contract for their most recent course of treatment. Figures in italics indicate the base number of FP17s or Patient Questionnaire responses are less than 100. N/A is shown where the base number of responses is less than 10 during the period. % is calculated as Quantity/Base number*100

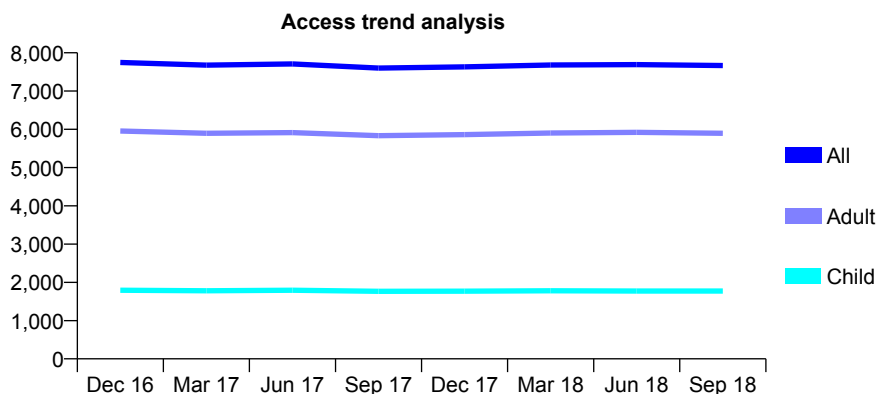
Q44 - Vital Signs At a Glance Contract Report for 171336/0001 - September 2018

Name or company name	Westborne Dental Practice
Contract type name	GDS Contract
Purpose of contract	General
Contract start date	01/04/2006
Contract end date	

18/19 Contracted general activity (UDA)	25,485
Carry forward general activity (UDA)	656
18/19 Contracted orthodontic activity (UOA)	0
Carry forward orthodontic activity (UOA)	0
Baseline contract value	£790,092.36

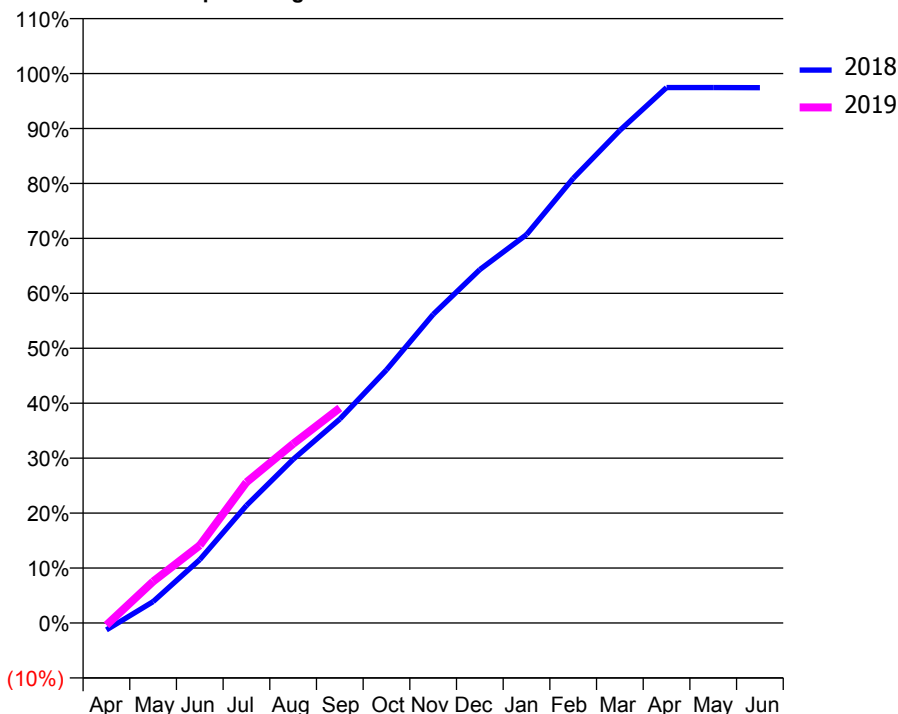
ACCESS*

Patients seen in 24 months	Total	Change since previous quarter
Quarter ending September 2017	7,600	
Quarter ending December 2017	7,633	→
Quarter ending March 2018	7,682	→
Quarter ending June 2018	7,691	→
Quarter ending September 2018	7,668	→
Variance since September 2017	0.9%	→



ACTIVITY

Cumulative percentage of contracted UDA delivered 2018 & 2019



Adjusted Scheduled Activity (UDA)		
Month	2018	2019
April	-326	-104
May	991	1,925
June	2,942	3,604
July	5,451	6,529
August	7,592	8,306
September	9,460	9,971
October	11,742	
November	14,311	
December	16,391	
January	18,014	
February	20,624	
March	22,847	
April	24,835	
May	24,835	
June	24,829	

QUALITY

	Quantity	Base Number	Contract	AT	Region	England
% of FP17s for the same patient ID Re-attending within 3 months - Children	175	1,604	10.9%	11.6%	12.2%	11.6%
% of FP17s for the same patient ID Re-attending within 3 months - Adults	1,079	4,755	22.7%	16.5%	15.8%	15.5%
% of FP17s for the same patient ID Re-attending between 3 & 9 months - Children	1,082	1,604	67.5%	58.4%	60.3%	58.8%
% of FP17s for the same patient ID Re-attending between 3 & 9 months - Adults	2,568	4,755	54.0%	52.0%	53.5%	51.1%
% of FP17s for Band 1 Urgent Courses	786	5,248	15.0%	9.8%	9.1%	9.0%
% of FP17s Relating to Free Repair or Replacements	91	5,248	1.7%	1.1%	1.0%	0.8%
% of FP17s Relating to Continuations	27	5,248	0.5%	1.2%	1.0%	0.9%
% of Patients satisfied with the dentistry they have received	5	5	N/A	93.5%	93.6%	93.3%
% of Patients satisfied with the time they had to wait for an appointment	5	5	N/A	93.1%	89.8%	88.9%

* This is based on patients treated on this contract for their most recent course of treatment. Figures in italics indicate the base number of FP17s or Patient Questionnaire responses are less than 100. N/A is shown where the base number of responses is less than 10 during the period. % is calculated as Quantity/Base number*100

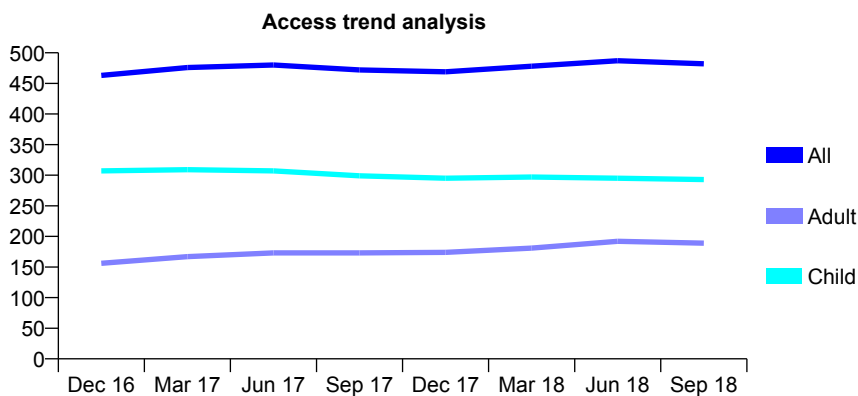
Q44 - Vital Signs At a Glance Contract Report for 173053/0001 - September 2018

Name or company name	Chester Road Dental Care Ltd
Contract type name	GDS Contract
Purpose of contract	General
Contract start date	01/07/2015
Contract end date	

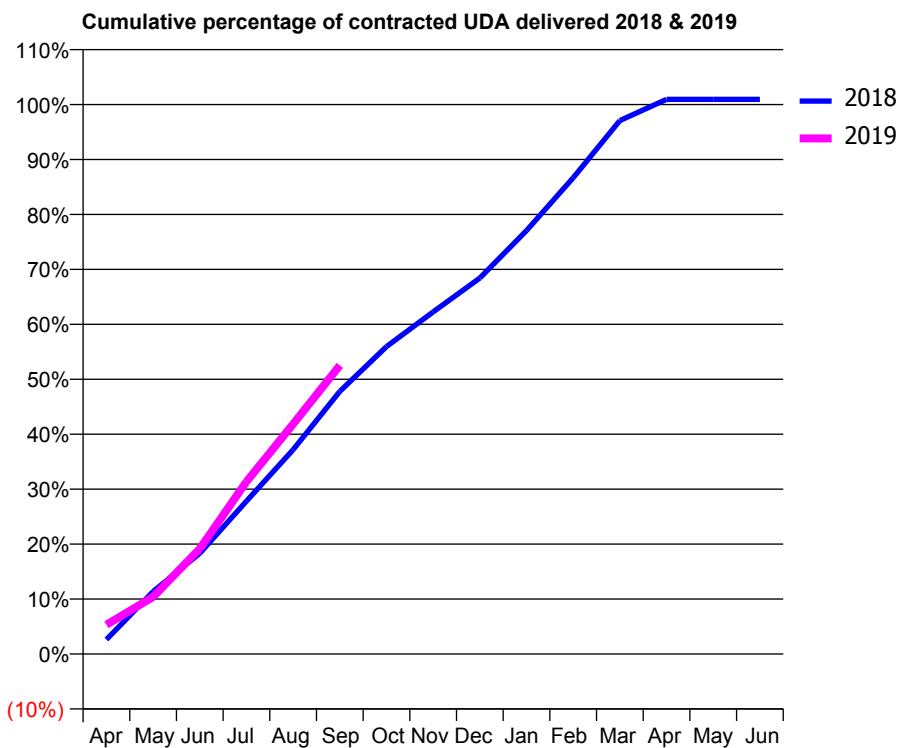
18/19 Contracted general activity (UDA)	1,149
Carry forward general activity (UDA)	0
18/19 Contracted orthodontic activity (UOA)	0
Carry forward orthodontic activity (UOA)	0
Baseline contract value	£24,292.87

ACCESS*

Patients seen in 24 months	Total	Change since previous quarter
Quarter ending September 2017	472	
Quarter ending December 2017	469	→
Quarter ending March 2018	478	→
Quarter ending June 2018	487	→
Quarter ending September 2018	482	↓
Variance since September 2017	2.1%	↑



ACTIVITY



Adjusted Scheduled Activity (UDA)		
Month	2018	2019
April	31	61
May	133	120
June	215	220
July	326	360
August	436	481
September	560	604
October	656	
November	730	
December	802	
January	903	
February	1,016	
March	1,138	
April	1,183	
May	1,183	
June	1,183	

QUALITY

	Quantity	Base Number	Contract	AT	Region	England
% of FP17s for the same patient ID Re-attending within 3 months - Children	30	273	11.0%	11.6%	12.2%	11.6%
% of FP17s for the same patient ID Re-attending within 3 months - Adults	20	138	14.5%	16.5%	15.8%	15.5%
% of FP17s for the same patient ID Re-attending between 3 & 9 months - Children	183	273	67.0%	58.4%	60.3%	58.8%
% of FP17s for the same patient ID Re-attending between 3 & 9 months - Adults	87	138	63.0%	52.0%	53.5%	51.1%
% of FP17s for Band 1 Urgent Courses	18	373	4.8%	9.8%	9.1%	9.0%
% of FP17s Relating to Free Repair or Replacements	0	373	0.0%	1.1%	1.0%	0.8%
% of FP17s Relating to Continuations	0	373	0.0%	1.2%	1.0%	0.9%
% of Patients satisfied with the dentistry they have received	4	4	N/A	93.5%	93.6%	93.3%
% of Patients satisfied with the time they had to wait for an appointment	4	4	N/A	93.1%	89.8%	88.9%

* This is based on patients treated on this contract for their most recent course of treatment. Figures in italics indicate the base number of FP17s or Patient Questionnaire responses are less than 100. N/A is shown where the base number of responses is less than 10 during the period. % is calculated as Quantity/Base number*100

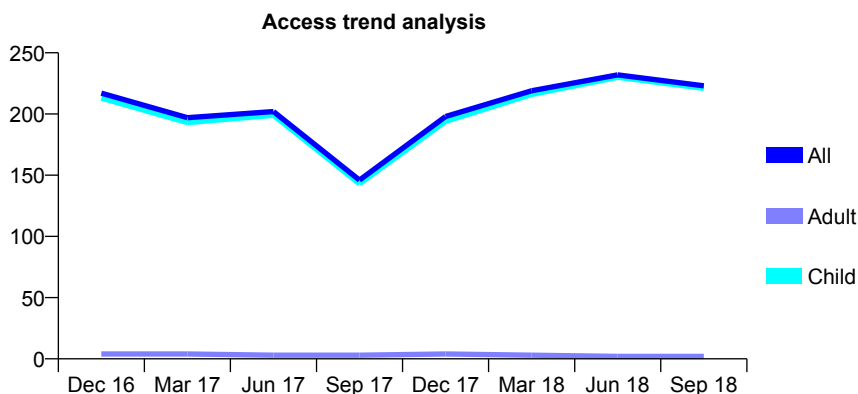
Q44 - Vital Signs At a Glance Contract Report for 174343/0002 - September 2018

Name or company name	Bridgewater Community Healthcare NHS F
Contract type name	PDS Contract
Purpose of contract	General
Contract start date	01/04/2015
Contract end date	31/03/2020

18/19 Contracted general activity (UDA)	3,000
Carry forward general activity (UDA)	0
18/19 Contracted orthodontic activity (UOA)	0
Carry forward orthodontic activity (UOA)	0
Baseline contract value	£601,730.30

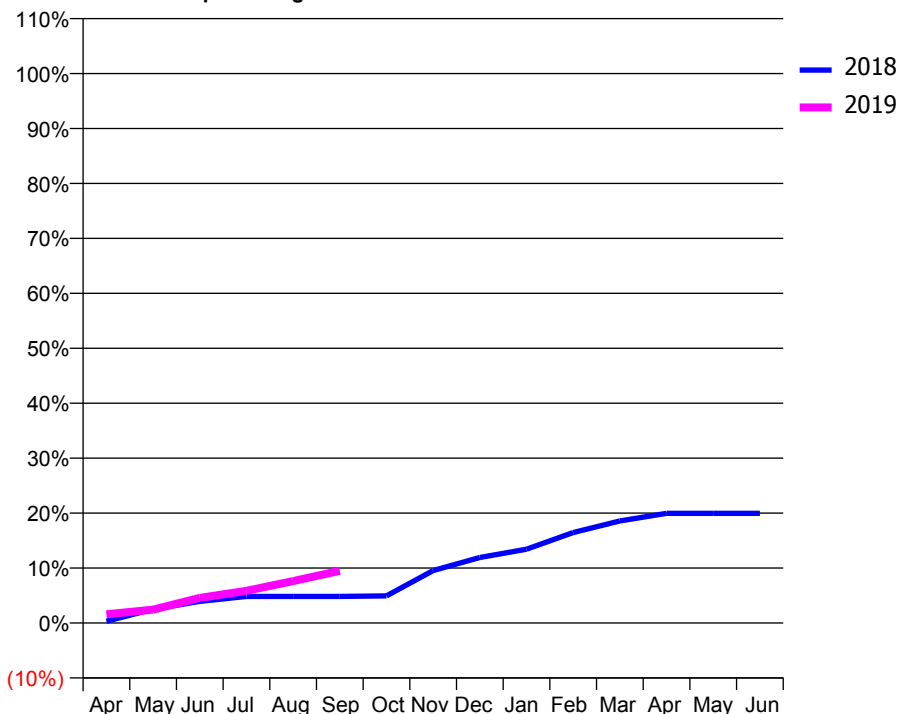
ACCESS*

Patients seen in 24 months	Total	Change since previous quarter
Quarter ending September 2017	146	
Quarter ending December 2017	198	↑
Quarter ending March 2018	219	↑
Quarter ending June 2018	232	↑
Quarter ending September 2018	223	↓
Variance since September 2017	52.7%	↑



ACTIVITY

Cumulative percentage of contracted UDA delivered 2018 & 2019



Month	Adjusted Scheduled Activity (UDA)	
	2018	2019
April	10	48
May	75	73
June	118	137
July	145	176
August	145	229
September	145	285
October	148	
November	286	
December	358	
January	403	
February	494	
March	558	
April	599	
May	599	
June	599	

QUALITY

	Quantity	Base Number	Contract	AT	Region	England
% of FP17s for the same patient ID Re-attending within 3 months - Children	6	126	4.8%	11.6%	12.2%	11.6%
% of FP17s for the same patient ID Re-attending within 3 months - Adults	0	0	N/A	16.5%	15.8%	15.5%
% of FP17s for the same patient ID Re-attending between 3 & 9 months - Children	0	126	0.0%	58.4%	60.3%	58.8%
% of FP17s for the same patient ID Re-attending between 3 & 9 months - Adults	0	0	N/A	52.0%	53.5%	51.1%
% of FP17s for Band 1 Urgent Courses	0	109	0.0%	9.8%	9.1%	9.0%
% of FP17s Relating to Free Repair or Replacements	0	109	0.0%	1.1%	1.0%	0.8%
% of FP17s Relating to Continuations	0	109	0.0%	1.2%	1.0%	0.9%
% of Patients satisfied with the dentistry they have received	0	0	N/A	93.5%	93.6%	93.3%
% of Patients satisfied with the time they had to wait for an appointment	0	0	N/A	93.1%	89.8%	88.9%

* This is based on patients treated on this contract for their most recent course of treatment. Figures in italics indicate the base number of FP17s or Patient Questionnaire responses are less than 100. N/A is shown where the base number of responses is less than 10 during the period. % is calculated as Quantity/Base number*100

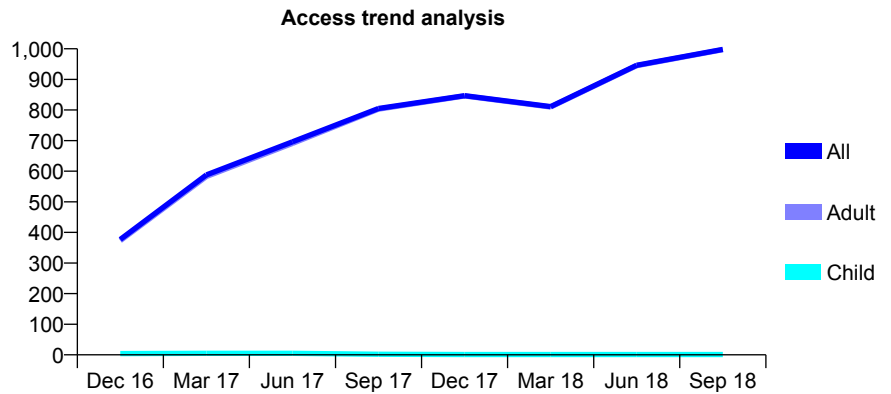
Q44 - Vital Signs At a Glance Contract Report for 174343/0012 - September 2018

Name or company name	Bridgewater Community Healthcare NHS F
Contract type name	PDS Contract
Purpose of contract	General
Contract start date	01/07/2015
Contract end date	30/06/2023

18/19 Contracted general activity (UDA)	6,600
Carry forward general activity (UDA)	0
18/19 Contracted orthodontic activity (UOA)	0
Carry forward orthodontic activity (UOA)	0
Baseline contract value	£354,311.15

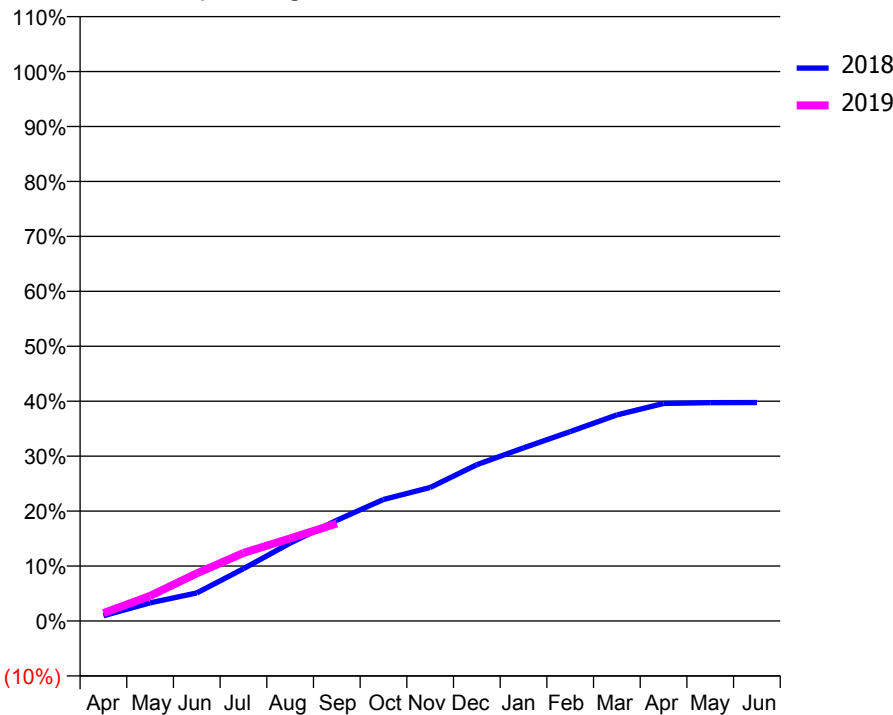
ACCESS*

Patients seen in 24 months	Total	Change since previous quarter
Quarter ending September 2017	805	
Quarter ending December 2017	847	↑
Quarter ending March 2018	811	↓
Quarter ending June 2018	946	↑
Quarter ending September 2018	998	↑
Variance since September 2017	24.0%	↑



ACTIVITY

Cumulative percentage of contracted UDA delivered 2018 & 2019



Month	Adjusted Scheduled Activity (UDA)	
	2018	2019
April	64	95
May	218	301
June	337	572
July	629	817
August	936	993
September	1,210	1,172
October	1,460	
November	1,604	
December	1,878	
January	2,080	
February	2,276	
March	2,475	
April	2,613	
May	2,623	
June	2,624	

QUALITY

	Quantity	Base Number	Contract	AT	Region	England
% of FP17s for the same patient ID Re-attending within 3 months - Children	0	1	0.0%	11.6%	12.2%	11.6%
% of FP17s for the same patient ID Re-attending within 3 months - Adults	12	536	2.2%	16.5%	15.8%	15.5%
% of FP17s for the same patient ID Re-attending between 3 & 9 months - Children	0	1	0.0%	58.4%	60.3%	58.8%
% of FP17s for the same patient ID Re-attending between 3 & 9 months - Adults	2	536	0.4%	52.0%	53.5%	51.1%
% of FP17s for Band 1 Urgent Courses	3	466	0.6%	9.8%	9.1%	9.0%
% of FP17s Relating to Free Repair or Replacements	0	466	0.0%	1.1%	1.0%	0.8%
% of FP17s Relating to Continuations	6	466	1.3%	1.2%	1.0%	0.9%
% of Patients satisfied with the dentistry they have received	1	1	N/A	93.5%	93.6%	93.3%
% of Patients satisfied with the time they had to wait for an appointment	1	1	N/A	93.1%	89.8%	88.9%

* This is based on patients treated on this contract for their most recent course of treatment. Figures in italics indicate the base number of FP17s or Patient Questionnaire responses are less than 100. N/A is shown where the base number of responses is less than 10 during the period. % is calculated as Quantity/Base number*100

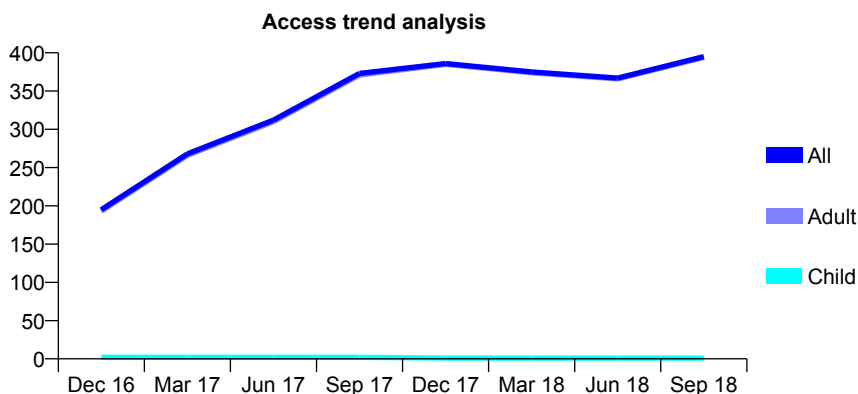
Q44 - Vital Signs At a Glance Contract Report for 174343/0013 - September 2018

Name or company name	Bridgewater Community Healthcare NHS F
Contract type name	PDS Contract
Purpose of contract	General
Contract start date	01/07/2015
Contract end date	30/06/2023

18/19 Contracted general activity (UDA)	2,851
Carry forward general activity (UDA)	0
18/19 Contracted orthodontic activity (UOA)	0
Carry forward orthodontic activity (UOA)	0
Baseline contract value	£152,704.78

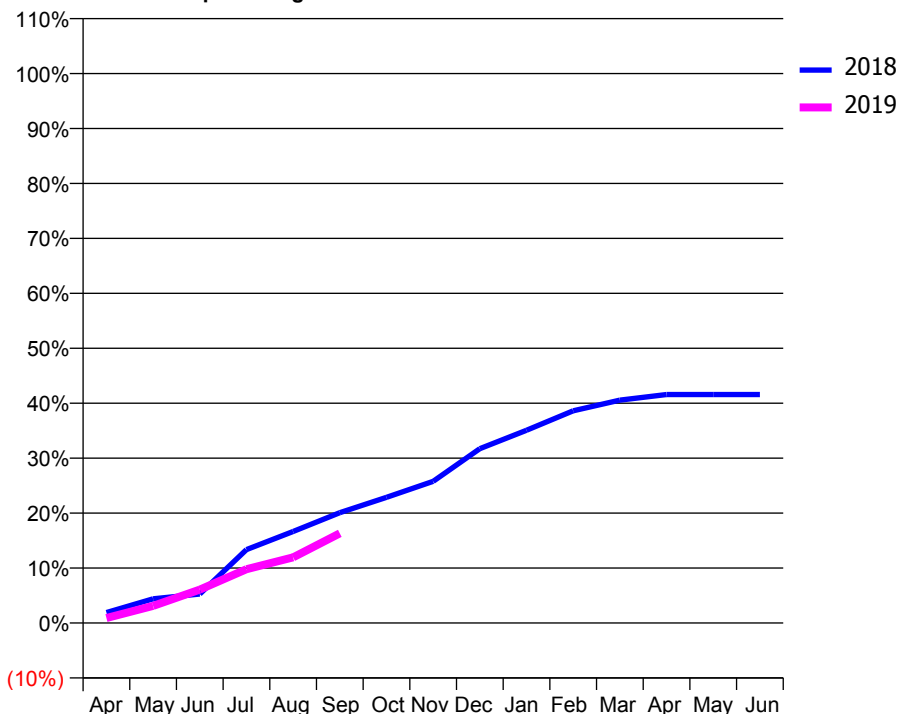
ACCESS*

Patients seen in 24 months	Total	Change since previous quarter
Quarter ending September 2017	373	
Quarter ending December 2017	386	↑
Quarter ending March 2018	375	↓
Quarter ending June 2018	367	↓
Quarter ending September 2018	395	↑
Variance since September 2017	5.9%	↑



ACTIVITY

Cumulative percentage of contracted UDA delivered 2018 & 2019



Month	Adjusted Scheduled Activity (UDA)	
	2018	2019
April	54	26
May	125	89
June	150	173
July	381	279
August	475	341
September	573	465
October	652	
November	735	
December	905	
January	1,000	
February	1,101	
March	1,156	
April	1,185	
May	1,185	
June	1,185	

QUALITY

	Quantity	Base Number	Contract	AT	Region	England
% of FP17s for the same patient ID Re-attending within 3 months - Children	0	1	0.0%	11.6%	12.2%	11.6%
% of FP17s for the same patient ID Re-attending within 3 months - Adults	2	194	1.0%	16.5%	15.8%	15.5%
% of FP17s for the same patient ID Re-attending between 3 & 9 months - Children	0	1	0.0%	58.4%	60.3%	58.8%
% of FP17s for the same patient ID Re-attending between 3 & 9 months - Adults	0	194	0.0%	52.0%	53.5%	51.1%
% of FP17s for Band 1 Urgent Courses	0	182	0.0%	9.8%	9.1%	9.0%
% of FP17s Relating to Free Repair or Replacements	0	182	0.0%	1.1%	1.0%	0.8%
% of FP17s Relating to Continuations	0	182	0.0%	1.2%	1.0%	0.9%
% of Patients satisfied with the dentistry they have received	0	0	N/A	93.5%	93.6%	93.3%
% of Patients satisfied with the time they had to wait for an appointment	0	0	N/A	93.1%	89.8%	88.9%

* This is based on patients treated on this contract for their most recent course of treatment. Figures in italics indicate the base number of FP17s or Patient Questionnaire responses are less than 100. N/A is shown where the base number of responses is less than 10 during the period. % is calculated as Quantity/Base number*100

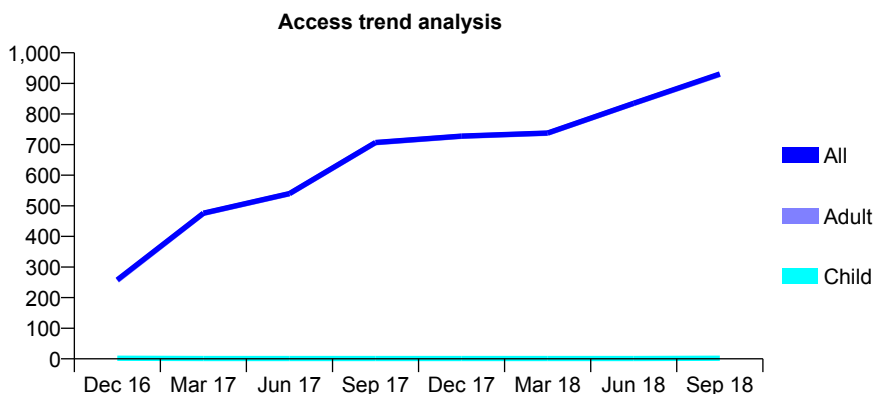
Q44 - Vital Signs At a Glance Contract Report for 174343/0014 - September 2018

Name or company name	Bridgewater Community Healthcare NHS F
Contract type name	PDS Contract
Purpose of contract	General
Contract start date	01/07/2015
Contract end date	30/06/2023

18/19 Contracted general activity (UDA)	3,451
Carry forward general activity (UDA)	0
18/19 Contracted orthodontic activity (UOA)	0
Carry forward orthodontic activity (UOA)	0
Baseline contract value	£185,735.89

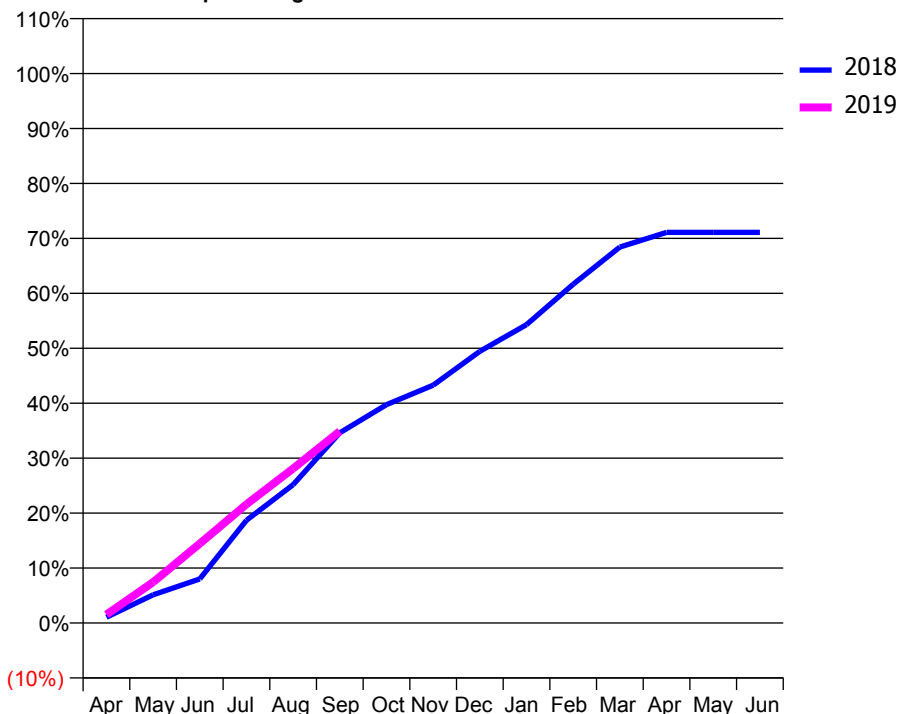
ACCESS*

Patients seen in 24 months	Total	Change since previous quarter
Quarter ending September 2017	707	
Quarter ending December 2017	728	↑
Quarter ending March 2018	738	→
Quarter ending June 2018	835	↑
Quarter ending September 2018	931	↑
Variance since September 2017	31.7%	↑



ACTIVITY

Cumulative percentage of contracted UDA delivered 2018 & 2019



Month	Adjusted Scheduled Activity (UDA)	
	2018	2019
April	36	53
May	177	257
June	277	499
July	645	746
August	868	970
September	1,194	1,205
October	1,371	
November	1,493	
December	1,706	
January	1,873	
February	2,127	
March	2,360	
April	2,452	
May	2,452	
June	2,452	

QUALITY

	Quantity	Base Number	Contract	AT	Region	England
% of FP17s for the same patient ID Re-attending within 3 months - Children	0	3	0.0%	11.6%	12.2%	11.6%
% of FP17s for the same patient ID Re-attending within 3 months - Adults	2	524	0.4%	16.5%	15.8%	15.5%
% of FP17s for the same patient ID Re-attending between 3 & 9 months - Children	0	3	0.0%	58.4%	60.3%	58.8%
% of FP17s for the same patient ID Re-attending between 3 & 9 months - Adults	0	524	0.0%	52.0%	53.5%	51.1%
% of FP17s for Band 1 Urgent Courses	0	487	0.0%	9.8%	9.1%	9.0%
% of FP17s Relating to Free Repair or Replacements	0	487	0.0%	1.1%	1.0%	0.8%
% of FP17s Relating to Continuations	1	487	0.2%	1.2%	1.0%	0.9%
% of Patients satisfied with the dentistry they have received	3	3	N/A	93.5%	93.6%	93.3%
% of Patients satisfied with the time they had to wait for an appointment	3	3	N/A	93.1%	89.8%	88.9%

* This is based on patients treated on this contract for their most recent course of treatment. Figures in italics indicate the base number of FP17s or Patient Questionnaire responses are less than 100. N/A is shown where the base number of responses is less than 10 during the period. % is calculated as Quantity/Base number*100

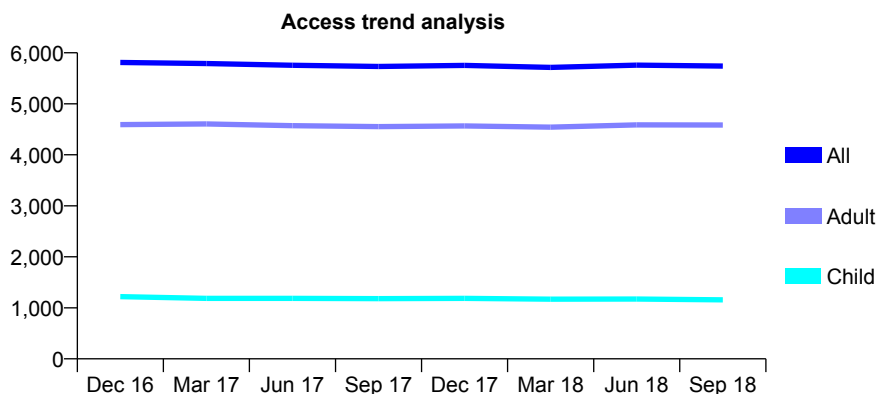
Q44 - Vital Signs At a Glance Contract Report for 175889/0001 - September 2018

Name or company name	Holmlands Dental Practice
Contract type name	GDS Contract
Purpose of contract	General
Contract start date	01/04/2006
Contract end date	

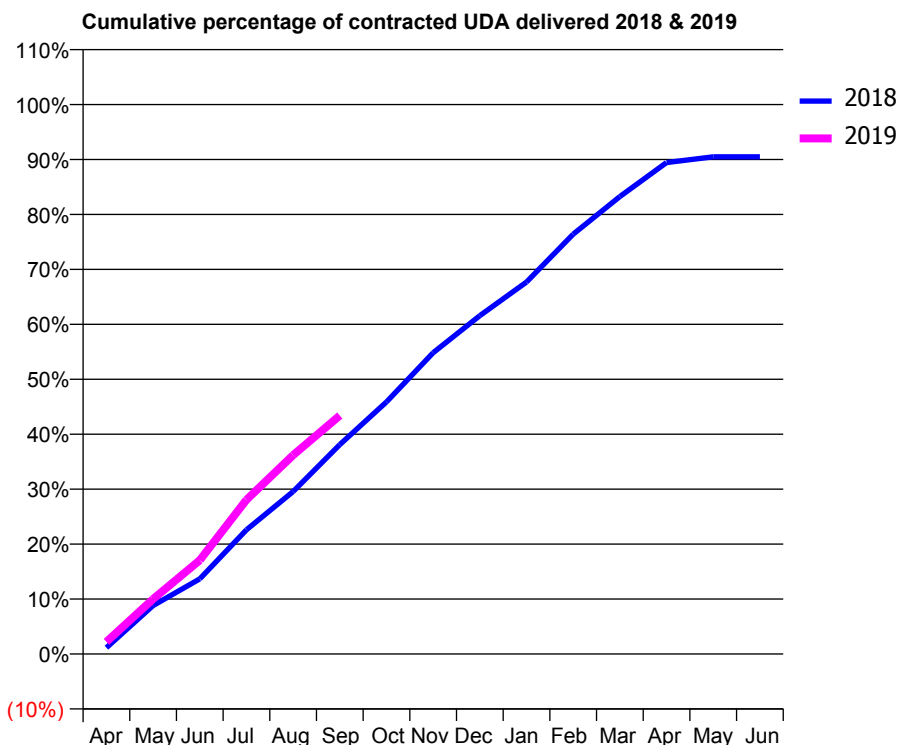
18/19 Contracted general activity (UDA)	17,000
Carry forward general activity (UDA)	0
18/19 Contracted orthodontic activity (UOA)	0
Carry forward orthodontic activity (UOA)	0
Baseline contract value	£506,916.48

ACCESS*

Patients seen in 24 months	Total	Change since previous quarter
Quarter ending September 2017	5,732	
Quarter ending December 2017	5,752	→
Quarter ending March 2018	5,713	→
Quarter ending June 2018	5,759	→
Quarter ending September 2018	5,740	→
Variance since September 2017	0.1%	→



ACTIVITY



Month	Adjusted Scheduled Activity (UDA)	
	2018	2019
April	210	377
May	1,603	1,703
June	2,487	2,903
July	4,116	4,773
August	5,381	6,153
September	6,936	7,377
October	8,351	
November	9,979	
December	11,209	
January	12,322	
February	13,905	
March	15,153	
April	16,279	
May	16,466	
June	16,466	

QUALITY

	Quantity	Base Number	Contract	AT	Region	England
% of FP17s for the same patient ID Re-attending within 3 months - Children	61	874	7.0%	11.6%	12.2%	11.6%
% of FP17s for the same patient ID Re-attending within 3 months - Adults	407	2,891	14.1%	16.5%	15.8%	15.5%
% of FP17s for the same patient ID Re-attending between 3 & 9 months - Children	419	874	47.9%	58.4%	60.3%	58.8%
% of FP17s for the same patient ID Re-attending between 3 & 9 months - Adults	1,098	2,891	38.0%	52.0%	53.5%	51.1%
% of FP17s for Band 1 Urgent Courses	490	3,313	14.8%	9.8%	9.1%	9.0%
% of FP17s Relating to Free Repair or Replacements	19	3,313	0.6%	1.1%	1.0%	0.8%
% of FP17s Relating to Continuations	73	3,313	2.2%	1.2%	1.0%	0.9%
% of Patients satisfied with the dentistry they have received	10	11	90.9%	93.5%	93.6%	93.3%
% of Patients satisfied with the time they had to wait for an appointment	10	11	90.9%	93.1%	89.8%	88.9%

* This is based on patients treated on this contract for their most recent course of treatment. Figures in italics indicate the base number of FP17s or Patient Questionnaire responses are less than 100. N/A is shown where the base number of responses is less than 10 during the period. % is calculated as Quantity/Base number*100

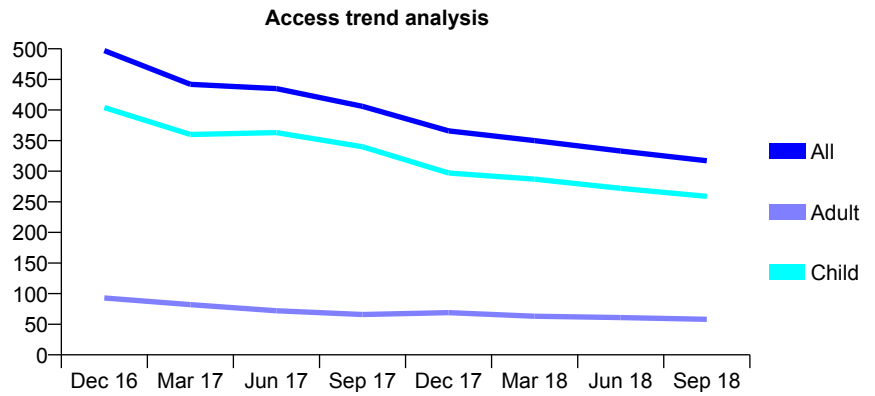
Q44 - Vital Signs At a Glance Contract Report for 176699/0001 - September 2018

Name or company name	Brunner Court Dental Practice
Contract type name	GDS Contract
Purpose of contract	General
Contract start date	01/11/2014
Contract end date	

18/19 Contracted general activity (UDA)	1,606
Carry forward general activity (UDA)	0
18/19 Contracted orthodontic activity (UOA)	0
Carry forward orthodontic activity (UOA)	0
Baseline contract value	£39,657.35

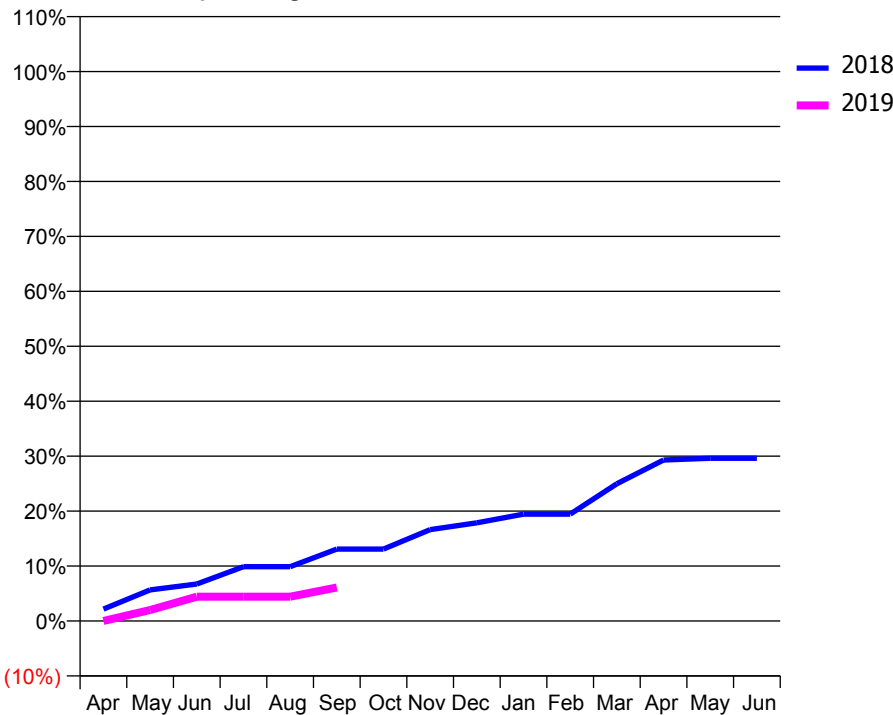
ACCESS*

Patients seen in 24 months	Total	Change since previous quarter
Quarter ending September 2017	406	
Quarter ending December 2017	366	↓
Quarter ending March 2018	350	↓
Quarter ending June 2018	333	↓
Quarter ending September 2018	317	↓
Variance since September 2017	(21.9%)	↓



ACTIVITY

Cumulative percentage of contracted UDA delivered 2018 & 2019



Month	Adjusted Scheduled Activity (UDA)	
	2018	2019
April	35	0
May	91	32
June	108	71
July	159	71
August	159	71
September	210	98
October	210	
November	267	
December	287	
January	312	
February	312	
March	401	
April	471	
May	476	
June	476	

QUALITY

	Quantity	Base Number	Contract	AT	Region	England
% of FP17s for the same patient ID Re-attending within 3 months - Children	17	202	8.4%	11.6%	12.2%	11.6%
% of FP17s for the same patient ID Re-attending within 3 months - Adults	9	32	28.1%	16.5%	15.8%	15.5%
% of FP17s for the same patient ID Re-attending between 3 & 9 months - Children	116	202	57.4%	58.4%	60.3%	58.8%
% of FP17s for the same patient ID Re-attending between 3 & 9 months - Adults	16	32	50.0%	52.0%	53.5%	51.1%
% of FP17s for Band 1 Urgent Courses	1	113	0.9%	9.8%	9.1%	9.0%
% of FP17s Relating to Free Repair or Replacements	0	113	0.0%	1.1%	1.0%	0.8%
% of FP17s Relating to Continuations	2	113	1.8%	1.2%	1.0%	0.9%
% of Patients satisfied with the dentistry they have received	0	0	N/A	93.5%	93.6%	93.3%
% of Patients satisfied with the time they had to wait for an appointment	0	0	N/A	93.1%	89.8%	88.9%

* This is based on patients treated on this contract for their most recent course of treatment. Figures in italics indicate the base number of FP17s or Patient Questionnaire responses are less than 100. N/A is shown where the base number of responses is less than 10 during the period. % is calculated as Quantity/Base number*100

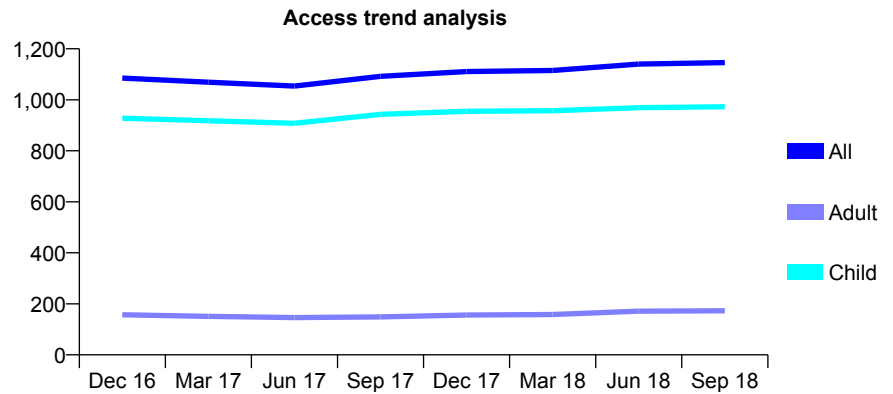
Q44 - Vital Signs At a Glance Contract Report for 177482/0001 - September 2018

Name or company name	Moody Terrace Dental Practice Ltd
Contract type name	GDS Contract
Purpose of contract	General
Contract start date	01/01/2008
Contract end date	

18/19 Contracted general activity (UDA)	4,000
Carry forward general activity (UDA)	0
18/19 Contracted orthodontic activity (UOA)	0
Carry forward orthodontic activity (UOA)	0
Baseline contract value	£84,455.24

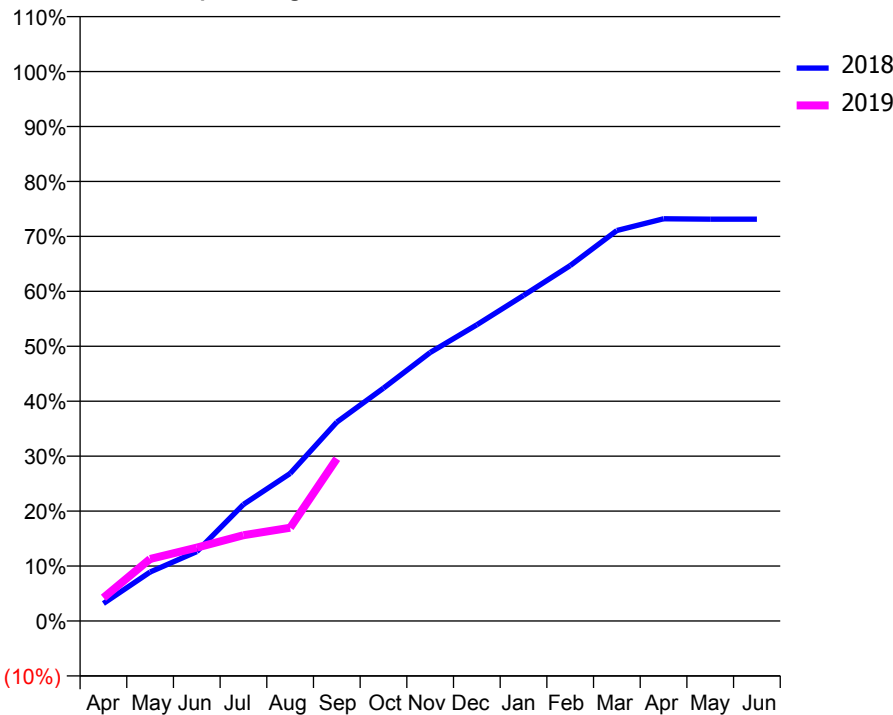
ACCESS*

Patients seen in 24 months	Total	Change since previous quarter
Quarter ending September 2017	1,092	
Quarter ending December 2017	1,111	→
Quarter ending March 2018	1,115	→
Quarter ending June 2018	1,140	↑
Quarter ending September 2018	1,146	→
Variance since September 2017	4.9%	↑



ACTIVITY

Cumulative percentage of contracted UDA delivered 2018 & 2019



Month	Adjusted Scheduled Activity (UDA)	
	2018	2019
April	127	169
May	357	452
June	505	534
July	849	625
August	1,074	679
September	1,448	1,182
October	1,695	
November	1,955	
December	2,156	
January	2,370	
February	2,588	
March	2,843	
April	2,928	
May	2,925	
June	2,925	

QUALITY

	Quantity	Base Number	Contract	AT	Region	England
% of FP17s for the same patient ID Re-attending within 3 months - Children	78	896	8.7%	11.6%	12.2%	11.6%
% of FP17s for the same patient ID Re-attending within 3 months - Adults	6	56	10.7%	16.5%	15.8%	15.5%
% of FP17s for the same patient ID Re-attending between 3 & 9 months - Children	627	896	70.0%	58.4%	60.3%	58.8%
% of FP17s for the same patient ID Re-attending between 3 & 9 months - Adults	40	56	71.4%	52.0%	53.5%	51.1%
% of FP17s for Band 1 Urgent Courses	30	892	3.4%	9.8%	9.1%	9.0%
% of FP17s Relating to Free Repair or Replacements	0	892	0.0%	1.1%	1.0%	0.8%
% of FP17s Relating to Continuations	0	892	0.0%	1.2%	1.0%	0.9%
% of Patients satisfied with the dentistry they have received	2	2	N/A	93.5%	93.6%	93.3%
% of Patients satisfied with the time they had to wait for an appointment	2	2	N/A	93.1%	89.8%	88.9%

* This is based on patients treated on this contract for their most recent course of treatment. Figures in italics indicate the base number of FP17s or Patient Questionnaire responses are less than 100. N/A is shown where the base number of responses is less than 10 during the period. % is calculated as Quantity/Base number*100

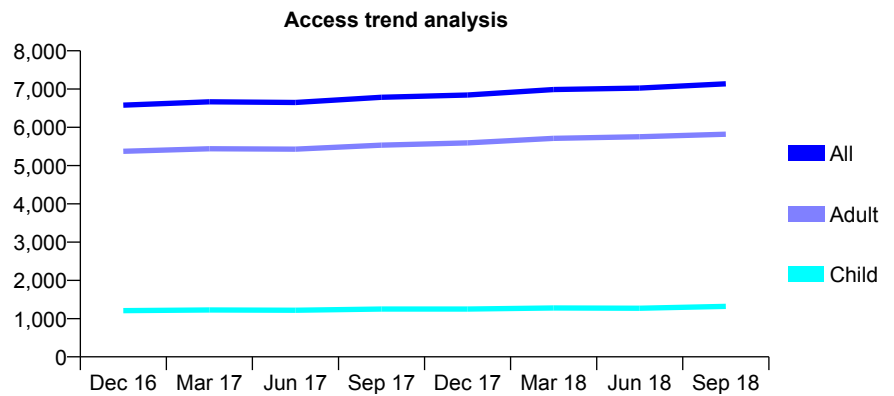
Q44 - Vital Signs At a Glance Contract Report for 181331/0001 - September 2018

Name or company name	Prenton Dental Practice
Contract type name	GDS Contract
Purpose of contract	General
Contract start date	01/04/2006
Contract end date	

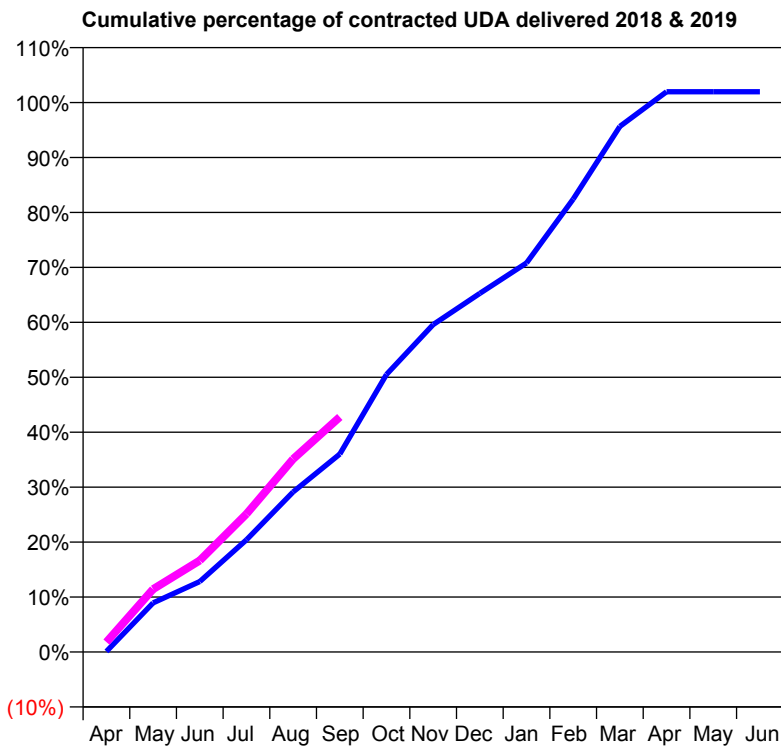
18/19 Contracted general activity (UDA)	21,341
Carry forward general activity (UDA)	173
18/19 Contracted orthodontic activity (UOA)	0
Carry forward orthodontic activity (UOA)	0
Baseline contract value	£625,805.65

ACCESS*

Patients seen in 24 months	Total	Change since previous quarter
Quarter ending September 2017	6,784	
Quarter ending December 2017	6,843	→
Quarter ending March 2018	6,987	↑
Quarter ending June 2018	7,025	→
Quarter ending September 2018	7,136	→
Variance since September 2017	5.2%	↑



ACTIVITY



Month	Adjusted Scheduled Activity (UDA)	
	2018	2019
April	25	383
May	1,907	2,440
June	2,739	3,554
July	4,360	5,361
August	6,219	7,495
September	7,688	9,126
October	10,778	
November	12,717	
December	13,928	
January	15,108	
February	17,591	
March	20,411	
April	21,758	
May	21,761	
June	21,757	

QUALITY

	Quantity	Base Number	Contract	AT	Region	England
% of FP17s for the same patient ID Re-attending within 3 months - Children	125	951	13.1%	11.6%	12.2%	11.6%
% of FP17s for the same patient ID Re-attending within 3 months - Adults	1,036	4,272	24.3%	16.5%	15.8%	15.5%
% of FP17s for the same patient ID Re-attending between 3 & 9 months - Children	500	951	52.6%	58.4%	60.3%	58.8%
% of FP17s for the same patient ID Re-attending between 3 & 9 months - Adults	1,819	4,272	42.6%	52.0%	53.5%	51.1%
% of FP17s for Band 1 Urgent Courses	753	4,358	17.3%	9.8%	9.1%	9.0%
% of FP17s Relating to Free Repair or Replacements	80	4,358	1.8%	1.1%	1.0%	0.8%
% of FP17s Relating to Continuations	42	4,358	1.0%	1.2%	1.0%	0.9%
% of Patients satisfied with the dentistry they have received	11	12	91.7%	93.5%	93.6%	93.3%
% of Patients satisfied with the time they had to wait for an appointment	12	12	100.0%	93.1%	89.8%	88.9%

* This is based on patients treated on this contract for their most recent course of treatment. Figures in italics indicate the base number of FP17s or Patient Questionnaire responses are less than 100. N/A is shown where the base number of responses is less than 10 during the period. % is calculated as Quantity/Base number*100

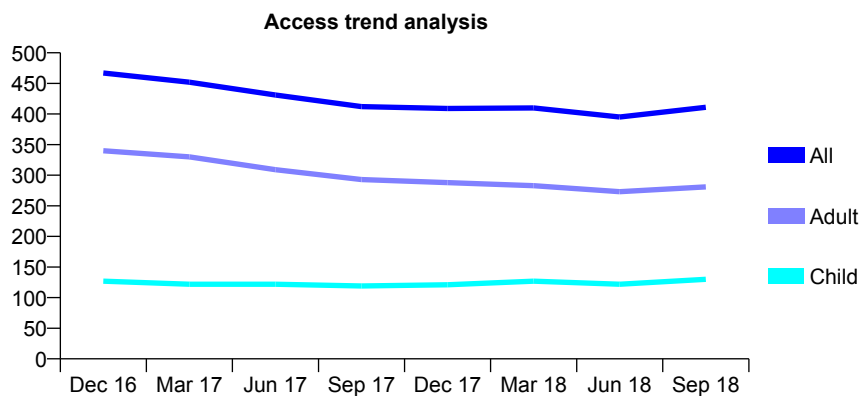
Q44 - Vital Signs At a Glance Contract Report for 185248/0001 - September 2018

Name or company name	Cheshire Centre of Dental Excellence
Contract type name	GDS Contract
Purpose of contract	General
Contract start date	01/06/2010
Contract end date	

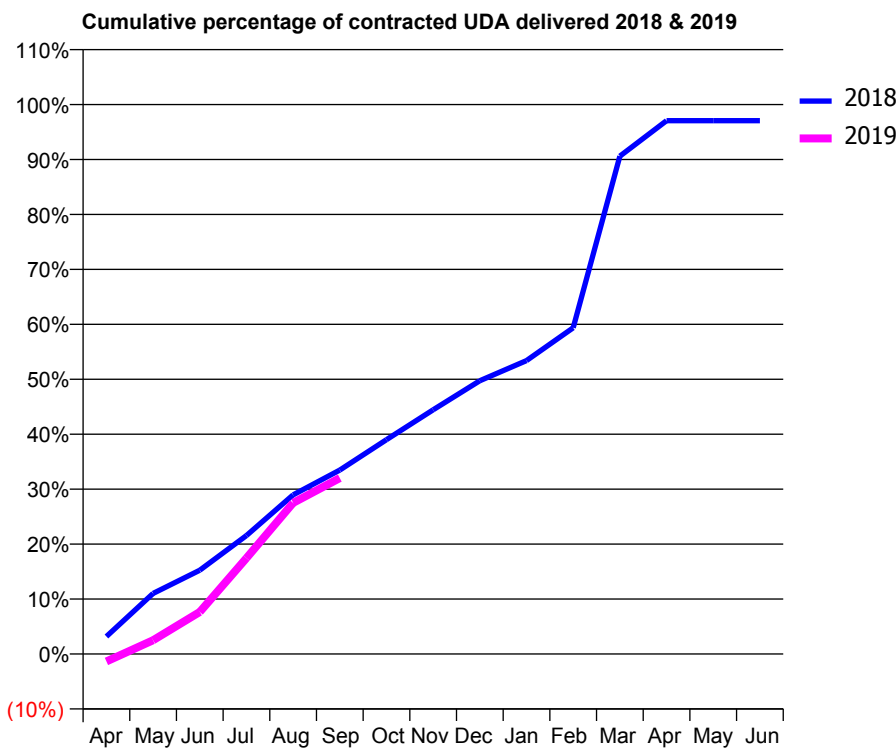
18/19 Contracted general activity (UDA)	1,380
Carry forward general activity (UDA)	40
18/19 Contracted orthodontic activity (UOA)	0
Carry forward orthodontic activity (UOA)	0
Baseline contract value	£37,019.40

ACCESS*

Patients seen in 24 months	Total	Change since previous quarter
Quarter ending September 2017	412	
Quarter ending December 2017	409	→
Quarter ending March 2018	410	→
Quarter ending June 2018	395	↓
Quarter ending September 2018	411	↑
Variance since September 2017	(0.2%)	→



ACTIVITY



Adjusted Scheduled Activity (UDA)		
Month	2018	2019
April	44	-19
May	152	35
June	210	106
July	297	241
August	400	380
September	462	442
October	538	
November	613	
December	686	
January	737	
February	819	
March	1,250	
April	1,339	
May	1,339	
June	1,339	

QUALITY

	Quantity	Base Number	Contract	AT	Region	England
% of FP17s for the same patient ID Re-attending within 3 months - Children	2	97	2.1%	11.6%	12.2%	11.6%
% of FP17s for the same patient ID Re-attending within 3 months - Adults	24	173	13.9%	16.5%	15.8%	15.5%
% of FP17s for the same patient ID Re-attending between 3 & 9 months - Children	59	97	60.8%	58.4%	60.3%	58.8%
% of FP17s for the same patient ID Re-attending between 3 & 9 months - Adults	97	173	56.1%	52.0%	53.5%	51.1%
% of FP17s for Band 1 Urgent Courses	15	252	6.0%	9.8%	9.1%	9.0%
% of FP17s Relating to Free Repair or Replacements	0	252	0.0%	1.1%	1.0%	0.8%
% of FP17s Relating to Continuations	9	252	3.6%	1.2%	1.0%	0.9%
% of Patients satisfied with the dentistry they have received	1	1	N/A	93.5%	93.6%	93.3%
% of Patients satisfied with the time they had to wait for an appointment	1	1	N/A	93.1%	89.8%	88.9%

* This is based on patients treated on this contract for their most recent course of treatment. Figures in italics indicate the base number of FP17s or Patient Questionnaire responses are less than 100. N/A is shown where the base number of responses is less than 10 during the period. % is calculated as Quantity/Base number*100

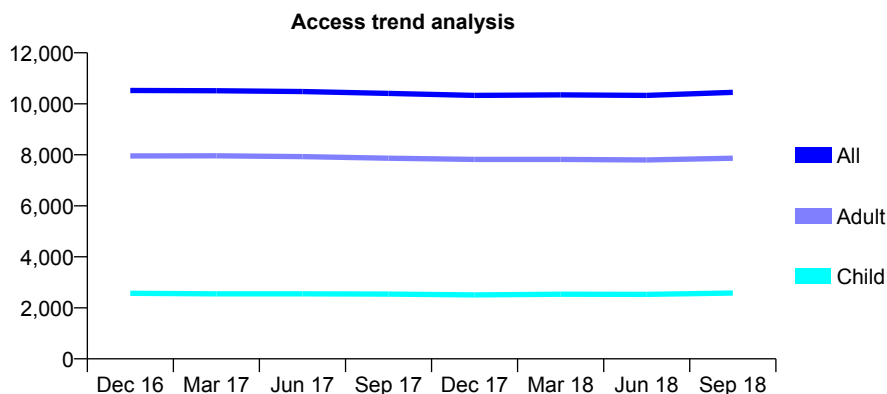
Q44 - Vital Signs At a Glance Contract Report for 185620/0001 - September 2018

Name or company name	Xeon Smiles UK Ltd
Contract type name	PDS Contract
Purpose of contract	General
Contract start date	01/04/2009
Contract end date	31/03/2020

18/19 Contracted general activity (UDA)	32,798
Carry forward general activity (UDA)	0
18/19 Contracted orthodontic activity (UOA)	0
Carry forward orthodontic activity (UOA)	0
Baseline contract value	£837,916.42

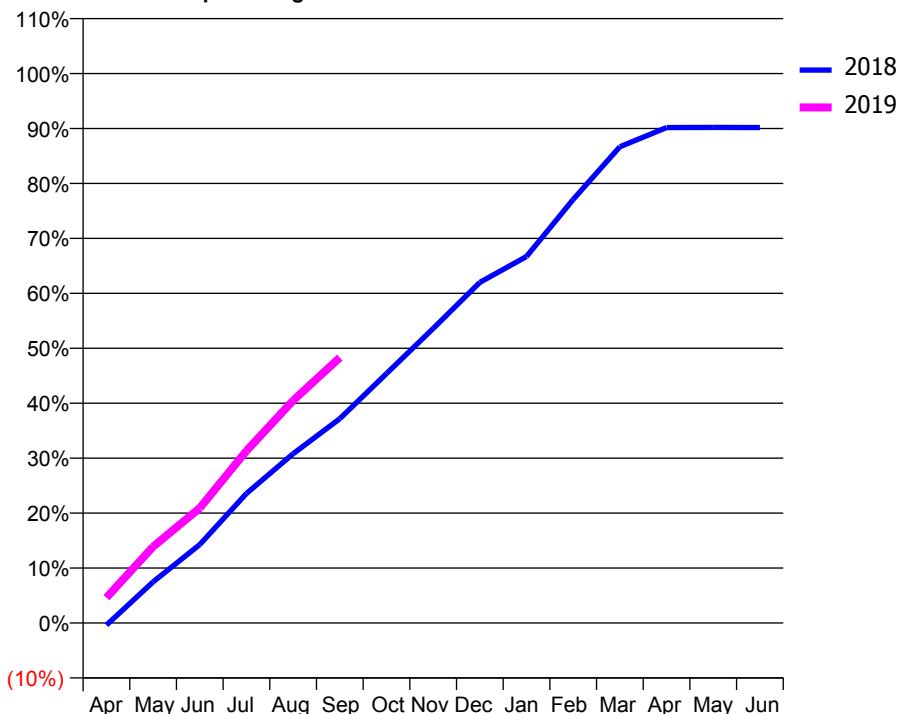
ACCESS*

Patients seen in 24 months	Total	Change since previous quarter
Quarter ending September 2017	10,407	
Quarter ending December 2017	10,330	→
Quarter ending March 2018	10,348	→
Quarter ending June 2018	10,330	→
Quarter ending September 2018	10,450	→
Variance since September 2017	0.4%	→



ACTIVITY

Cumulative percentage of contracted UDA delivered 2018 & 2019



Adjusted Scheduled Activity (UDA)

Month	2018	2019
April	-131	1,516
May	2,453	4,560
June	4,681	6,863
July	7,731	10,282
August	10,108	13,279
September	12,200	15,841
October	14,884	
November	17,579	
December	20,328	
January	21,875	
February	25,279	
March	28,422	
April	29,575	
May	29,584	
June	29,573	

QUALITY

	Quantity	Base Number	Contract	AT	Region	England
% of FP17s for the same patient ID Re-attending within 3 months - Children	246	2,227	11.0%	11.6%	12.2%	11.6%
% of FP17s for the same patient ID Re-attending within 3 months - Adults	988	5,906	16.7%	16.5%	15.8%	15.5%
% of FP17s for the same patient ID Re-attending between 3 & 9 months - Children	1,405	2,227	63.1%	58.4%	60.3%	58.8%
% of FP17s for the same patient ID Re-attending between 3 & 9 months - Adults	3,218	5,906	54.5%	52.0%	53.5%	51.1%
% of FP17s for Band 1 Urgent Courses	545	7,580	7.2%	9.8%	9.1%	9.0%
% of FP17s Relating to Free Repair or Replacements	83	7,580	1.1%	1.1%	1.0%	0.8%
% of FP17s Relating to Continuations	68	7,580	0.9%	1.2%	1.0%	0.9%
% of Patients satisfied with the dentistry they have received	11	12	91.7%	93.5%	93.6%	93.3%
% of Patients satisfied with the time they had to wait for an appointment	11	12	91.7%	93.1%	89.8%	88.9%

* This is based on patients treated on this contract for their most recent course of treatment. Figures in italics indicate the base number of FP17s or Patient Questionnaire responses are less than 100. N/A is shown where the base number of responses is less than 10 during the period. % is calculated as Quantity/Base number*100

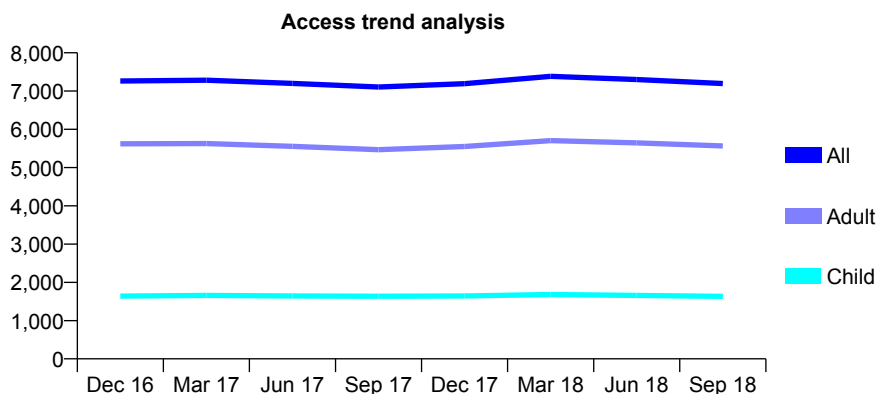
Q44 - Vital Signs At a Glance Contract Report for 192546/0001 - September 2018

Name or company name	Birchwood Dental Practice
Contract type name	GDS Contract
Purpose of contract	General
Contract start date	01/07/2014
Contract end date	

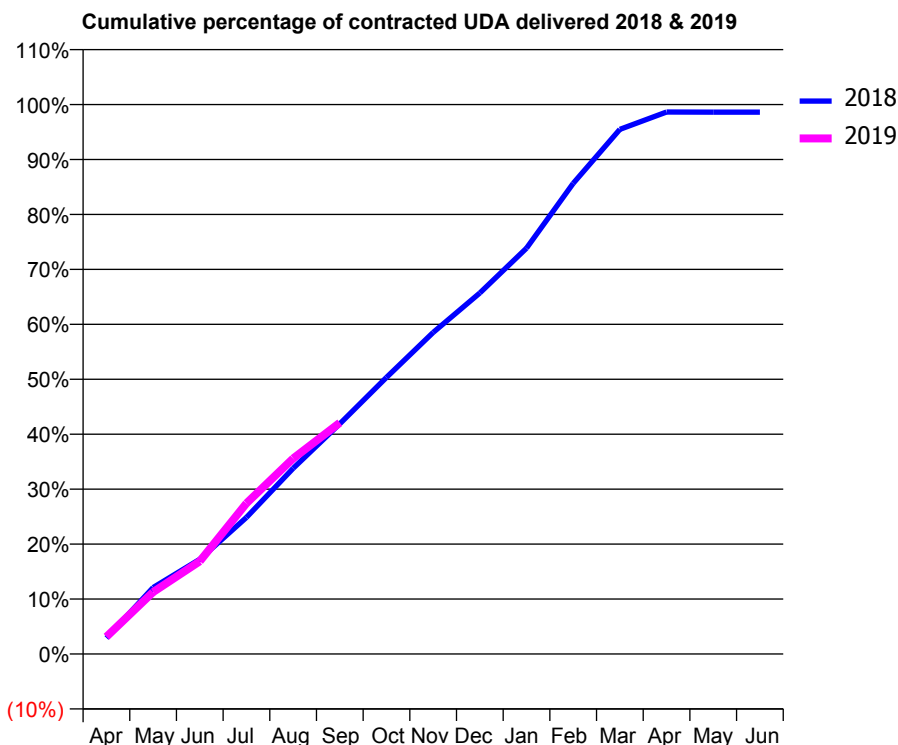
18/19 Contracted general activity (UDA)	19,914
Carry forward general activity (UDA)	275
18/19 Contracted orthodontic activity (UOA)	0
Carry forward orthodontic activity (UOA)	0
Baseline contract value	£603,449.96

ACCESS*

Patients seen in 24 months	Total	Change since previous quarter
Quarter ending September 2017	7,106	
Quarter ending December 2017	7,193	→
Quarter ending March 2018	7,384	↑
Quarter ending June 2018	7,302	↓
Quarter ending September 2018	7,197	↓
Variance since September 2017	1.3%	→



ACTIVITY



Adjusted Scheduled Activity (UDA)		
Month	2018	2019
April	582	627
May	2,407	2,246
June	3,433	3,360
July	4,949	5,465
August	6,729	7,085
September	8,345	8,382
October	10,026	
November	11,654	
December	13,084	
January	14,707	
February	17,056	
March	19,012	
April	19,640	
May	19,638	
June	19,638	

QUALITY

	Quantity	Base Number	Contract	AT	Region	England
% of FP17s for the same patient ID Re-attending within 3 months - Children	92	1,223	7.5%	11.6%	12.2%	11.6%
% of FP17s for the same patient ID Re-attending within 3 months - Adults	450	3,538	12.7%	16.5%	15.8%	15.5%
% of FP17s for the same patient ID Re-attending between 3 & 9 months - Children	820	1,223	67.0%	58.4%	60.3%	58.8%
% of FP17s for the same patient ID Re-attending between 3 & 9 months - Adults	1,877	3,538	53.1%	52.0%	53.5%	51.1%
% of FP17s for Band 1 Urgent Courses	318	4,432	7.2%	9.8%	9.1%	9.0%
% of FP17s Relating to Free Repair or Replacements	82	4,432	1.9%	1.1%	1.0%	0.8%
% of FP17s Relating to Continuations	40	4,432	0.9%	1.2%	1.0%	0.9%
% of Patients satisfied with the dentistry they have received	5	5	N/A	93.5%	93.6%	93.3%
% of Patients satisfied with the time they had to wait for an appointment	5	5	N/A	93.1%	89.8%	88.9%

* This is based on patients treated on this contract for their most recent course of treatment. Figures in italics indicate the base number of FP17s or Patient Questionnaire responses are less than 100. N/A is shown where the base number of responses is less than 10 during the period. % is calculated as Quantity/Base number*100

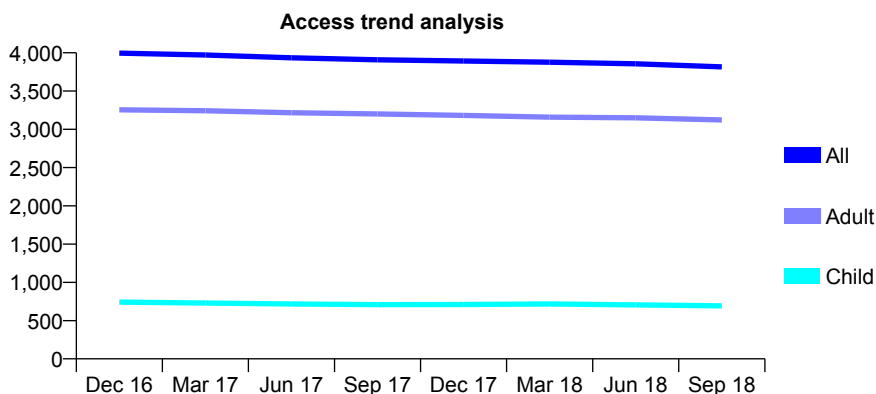
Q44 - Vital Signs At a Glance Contract Report for 193321/0001 - September 2018

Name or company name	PRESTBURY DENTAL PRACTICE LIMITE
Contract type name	GDS Contract
Purpose of contract	General
Contract start date	01/10/2011
Contract end date	

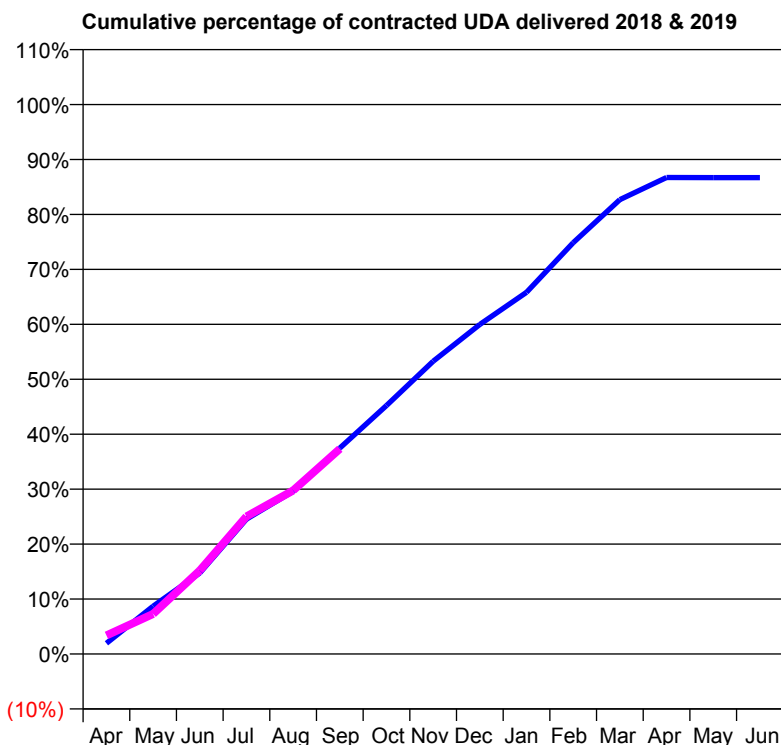
18/19 Contracted general activity (UDA)	13,500
Carry forward general activity (UDA)	0
18/19 Contracted orthodontic activity (UOA)	0
Carry forward orthodontic activity (UOA)	0
Baseline contract value	£376,455.22

ACCESS*

Patients seen in 24 months	Total	Change since previous quarter
Quarter ending September 2017	3,909	
Quarter ending December 2017	3,893	→
Quarter ending March 2018	3,877	→
Quarter ending June 2018	3,856	→
Quarter ending September 2018	3,816	↓
Variance since September 2017	(2.4%)	↓



ACTIVITY



Adjusted Scheduled Activity (UDA)		
Month	2018	2019
April	265	458
May	1,174	985
June	1,991	2,051
July	3,315	3,381
August	3,999	4,019
September	5,060	5,041
October	6,106	
November	7,194	
December	8,096	
January	8,887	
February	10,106	
March	11,164	
April	11,708	
May	11,704	
June	11,702	

QUALITY

	Quantity	Base Number	Contract	AT	Region	England
% of FP17s for the same patient ID Re-attending within 3 months - Children	18	511	3.5%	11.6%	12.2%	11.6%
% of FP17s for the same patient ID Re-attending within 3 months - Adults	425	2,587	16.4%	16.5%	15.8%	15.5%
% of FP17s for the same patient ID Re-attending between 3 & 9 months - Children	363	511	71.0%	58.4%	60.3%	58.8%
% of FP17s for the same patient ID Re-attending between 3 & 9 months - Adults	1,680	2,587	64.9%	52.0%	53.5%	51.1%
% of FP17s for Band 1 Urgent Courses	340	2,884	11.8%	9.8%	9.1%	9.0%
% of FP17s Relating to Free Repair or Replacements	43	2,884	1.5%	1.1%	1.0%	0.8%
% of FP17s Relating to Continuations	43	2,884	1.5%	1.2%	1.0%	0.9%
% of Patients satisfied with the dentistry they have received	4	4	N/A	93.5%	93.6%	93.3%
% of Patients satisfied with the time they had to wait for an appointment	4	4	N/A	93.1%	89.8%	88.9%

* This is based on patients treated on this contract for their most recent course of treatment. Figures in italics indicate the base number of FP17s or Patient Questionnaire responses are less than 100. N/A is shown where the base number of responses is less than 10 during the period. % is calculated as Quantity/Base number*100

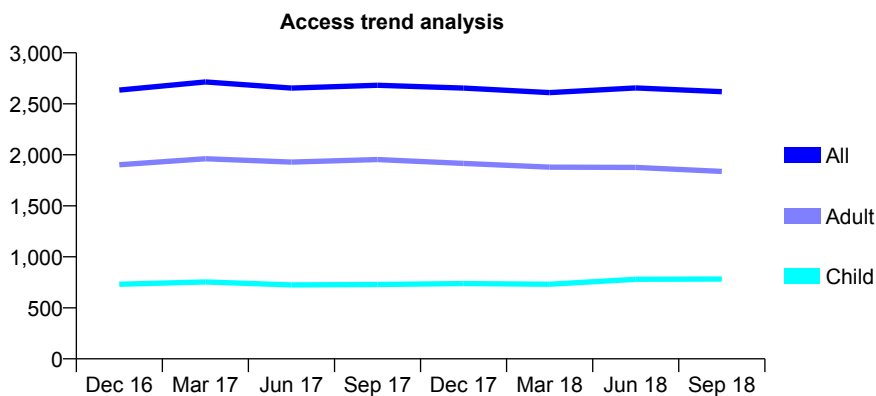
Q44 - Vital Signs At a Glance Contract Report for 194298/0001 - September 2018

Name or company name	Woodchurch Dental Practice
Contract type name	GDS Contract
Purpose of contract	General
Contract start date	08/10/2012
Contract end date	

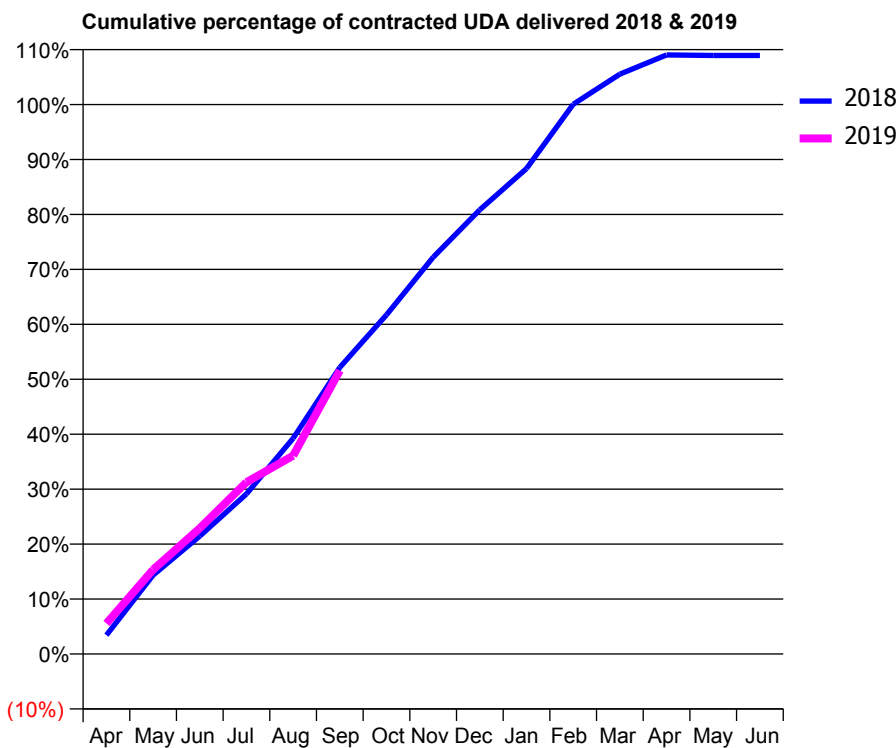
18/19 Contracted general activity (UDA)	6,570
Carry forward general activity (UDA)	0
18/19 Contracted orthodontic activity (UOA)	0
Carry forward orthodontic activity (UOA)	0
Baseline contract value	£206,032.52

ACCESS*

Patients seen in 24 months	Total	Change since previous quarter
Quarter ending September 2017	2,682	
Quarter ending December 2017	2,654	↓
Quarter ending March 2018	2,610	↓
Quarter ending June 2018	2,656	→
Quarter ending September 2018	2,619	↓
Variance since September 2017	(2.3%)	↓



ACTIVITY



Adjusted Scheduled Activity (UDA)		
Month	2018	2019
April	230	366
May	961	1,009
June	1,439	1,504
July	1,953	2,055
August	2,631	2,372
September	3,495	3,388
October	4,137	
November	4,838	
December	5,417	
January	5,919	
February	6,704	
March	7,072	
April	7,305	
May	7,299	
June	7,299	

QUALITY

	Quantity	Base Number	Contract	AT	Region	England
% of FP17s for the same patient ID Re-attending within 3 months - Children	93	711	13.1%	11.6%	12.2%	11.6%
% of FP17s for the same patient ID Re-attending within 3 months - Adults	261	1,320	19.8%	16.5%	15.8%	15.5%
% of FP17s for the same patient ID Re-attending between 3 & 9 months - Children	398	711	56.0%	58.4%	60.3%	58.8%
% of FP17s for the same patient ID Re-attending between 3 & 9 months - Adults	528	1,320	40.0%	52.0%	53.5%	51.1%
% of FP17s for Band 1 Urgent Courses	438	1,603	27.3%	9.8%	9.1%	9.0%
% of FP17s Relating to Free Repair or Replacements	15	1,603	0.9%	1.1%	1.0%	0.8%
% of FP17s Relating to Continuations	3	1,603	0.2%	1.2%	1.0%	0.9%
% of Patients satisfied with the dentistry they have received	3	3	N/A	93.5%	93.6%	93.3%
% of Patients satisfied with the time they had to wait for an appointment	3	3	N/A	93.1%	89.8%	88.9%

* This is based on patients treated on this contract for their most recent course of treatment. Figures in italics indicate the base number of FP17s or Patient Questionnaire responses are less than 100. N/A is shown where the base number of responses is less than 10 during the period. % is calculated as Quantity/Base number*100

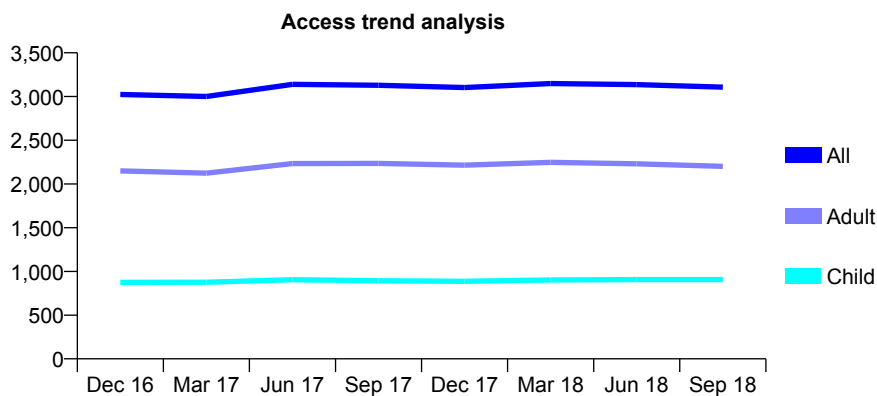
Q44 - Vital Signs At a Glance Contract Report for 198021/0001 - September 2018

Name or company name	Taylor-Jones & Jones
Contract type name	GDS Contract
Purpose of contract	General
Contract start date	01/04/2009
Contract end date	

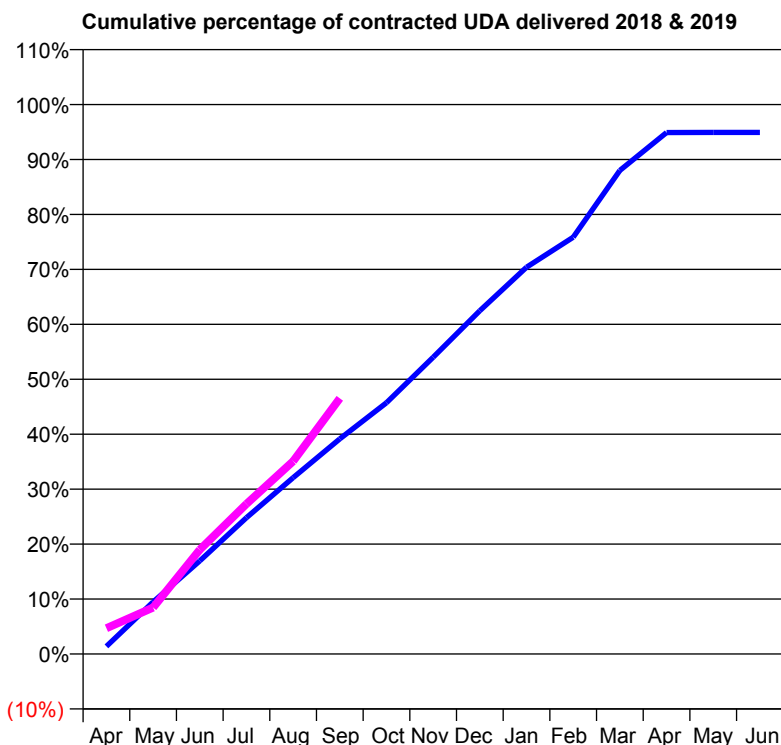
18/19 Contracted general activity (UDA)	8,000
Carry forward general activity (UDA)	0
18/19 Contracted orthodontic activity (UOA)	0
Carry forward orthodontic activity (UOA)	0
Baseline contract value	£209,324.92

ACCESS*

Patients seen in 24 months	Total	Change since previous quarter
Quarter ending September 2017	3,128	
Quarter ending December 2017	3,102	→
Quarter ending March 2018	3,149	→
Quarter ending June 2018	3,137	→
Quarter ending September 2018	3,108	→
Variance since September 2017	(0.6%)	→



ACTIVITY



Adjusted Scheduled Activity (UDA)		
Month	2018	2019
April	112	375
May	757	677
June	1,356	1,519
July	1,984	2,185
August	2,567	2,806
September	3,133	3,722
October	3,659	
November	4,321	
December	4,997	
January	5,631	
February	6,067	
March	7,040	
April	7,591	
May	7,593	
June	7,593	

QUALITY

	Quantity	Base Number	Contract	AT	Region	England
% of FP17s for the same patient ID Re-attending within 3 months - Children	38	749	5.1%	11.6%	12.2%	11.6%
% of FP17s for the same patient ID Re-attending within 3 months - Adults	228	1,594	14.3%	16.5%	15.8%	15.5%
% of FP17s for the same patient ID Re-attending between 3 & 9 months - Children	476	749	63.6%	58.4%	60.3%	58.8%
% of FP17s for the same patient ID Re-attending between 3 & 9 months - Adults	855	1,594	53.6%	52.0%	53.5%	51.1%
% of FP17s for Band 1 Urgent Courses	150	2,010	7.5%	9.8%	9.1%	9.0%
% of FP17s Relating to Free Repair or Replacements	21	2,010	1.0%	1.1%	1.0%	0.8%
% of FP17s Relating to Continuations	8	2,010	0.4%	1.2%	1.0%	0.9%
% of Patients satisfied with the dentistry they have received	11	11	100.0%	93.5%	93.6%	93.3%
% of Patients satisfied with the time they had to wait for an appointment	10	11	90.9%	93.1%	89.8%	88.9%

* This is based on patients treated on this contract for their most recent course of treatment. Figures in italics indicate the base number of FP17s or Patient Questionnaire responses are less than 100. N/A is shown where the base number of responses is less than 10 during the period. % is calculated as Quantity/Base number*100

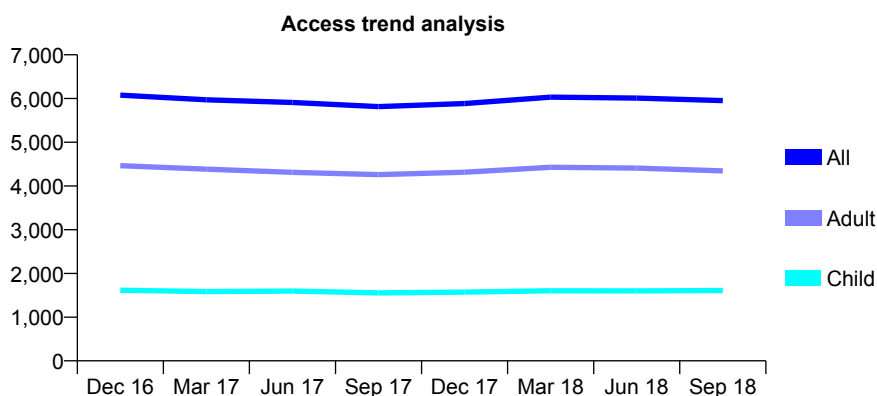
Q44 - Vital Signs At a Glance Contract Report for 210153/0001 - September 2018

Name or company name	Latchford Dental Practice Ltd
Contract type name	GDS Contract
Purpose of contract	General
Contract start date	01/04/2006
Contract end date	

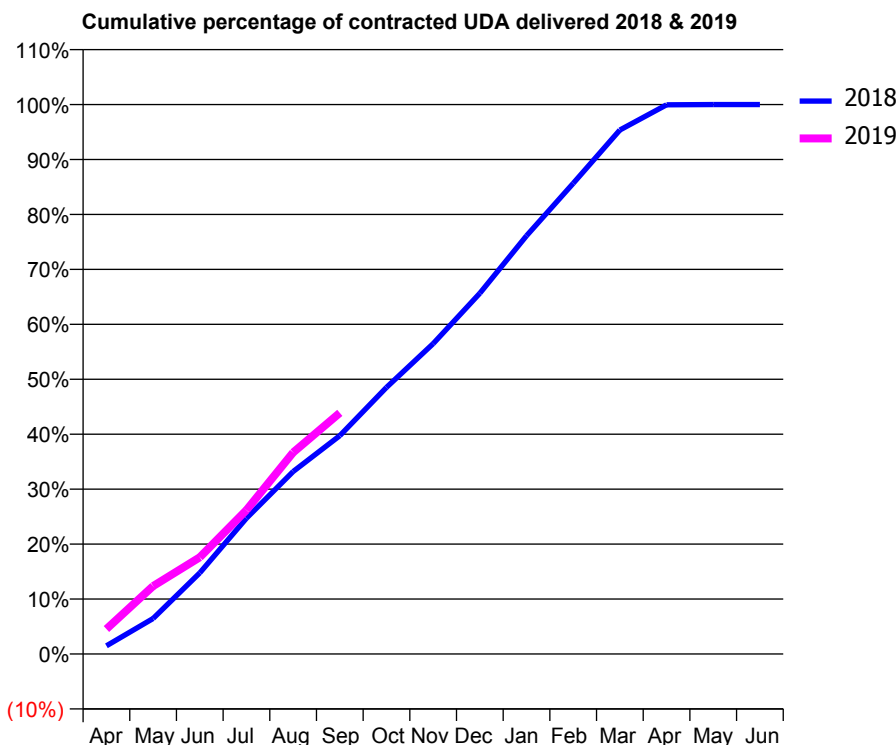
18/19 Contracted general activity (UDA)	15,892
Carry forward general activity (UDA)	0
18/19 Contracted orthodontic activity (UOA)	0
Carry forward orthodontic activity (UOA)	0
Baseline contract value	£505,833.47

ACCESS*

Patients seen in 24 months	Total	Change since previous quarter
Quarter ending September 2017	5,815	
Quarter ending December 2017	5,886	→
Quarter ending March 2018	6,031	↑
Quarter ending June 2018	6,009	→
Quarter ending September 2018	5,952	→
Variance since September 2017	2.4%	↑



ACTIVITY



Adjusted Scheduled Activity (UDA)		
Month	2018	2019
April	240	722
May	1,032	1,963
June	2,356	2,798
July	3,941	4,161
August	5,296	5,829
September	6,339	6,975
October	7,738	
November	9,009	
December	10,473	
January	12,140	
February	13,660	
March	15,208	
April	15,942	
May	15,950	
June	15,950	

QUALITY

	Quantity	Base Number	Contract	AT	Region	England
% of FP17s for the same patient ID Re-attending within 3 months - Children	79	1,103	7.2%	11.6%	12.2%	11.6%
% of FP17s for the same patient ID Re-attending within 3 months - Adults	518	2,922	17.7%	16.5%	15.8%	15.5%
% of FP17s for the same patient ID Re-attending between 3 & 9 months - Children	583	1,103	52.9%	58.4%	60.3%	58.8%
% of FP17s for the same patient ID Re-attending between 3 & 9 months - Adults	1,298	2,922	44.4%	52.0%	53.5%	51.1%
% of FP17s for Band 1 Urgent Courses	391	3,717	10.5%	9.8%	9.1%	9.0%
% of FP17s Relating to Free Repair or Replacements	57	3,717	1.5%	1.1%	1.0%	0.8%
% of FP17s Relating to Continuations	70	3,717	1.9%	1.2%	1.0%	0.9%
% of Patients satisfied with the dentistry they have received	4	4	N/A	93.5%	93.6%	93.3%
% of Patients satisfied with the time they had to wait for an appointment	4	4	N/A	93.1%	89.8%	88.9%

* This is based on patients treated on this contract for their most recent course of treatment. Figures in italics indicate the base number of FP17s or Patient Questionnaire responses are less than 100. N/A is shown where the base number of responses is less than 10 during the period. % is calculated as Quantity/Base number*100

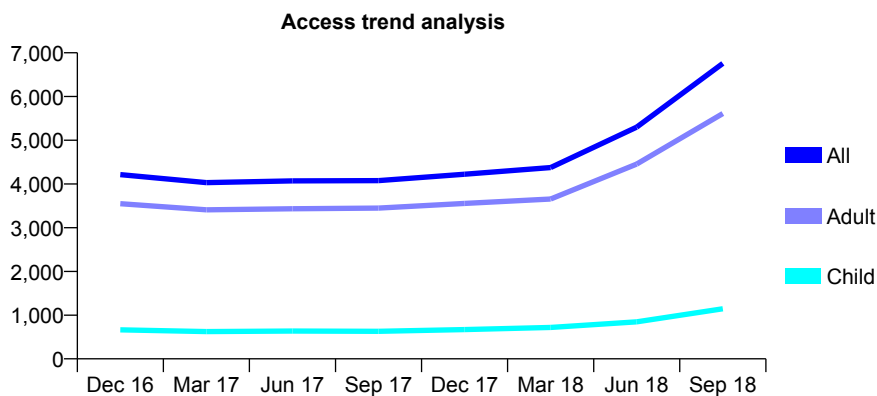
Q44 - Vital Signs At a Glance Contract Report for 214906/0001 - September 2018

Name or company name	Alsager Dental Care
Contract type name	GDS Contract
Purpose of contract	General
Contract start date	01/04/2006
Contract end date	

18/19 Contracted general activity (UDA)	21,703
Carry forward general activity (UDA)	0
18/19 Contracted orthodontic activity (UOA)	0
Carry forward orthodontic activity (UOA)	0
Baseline contract value	£468,609.88

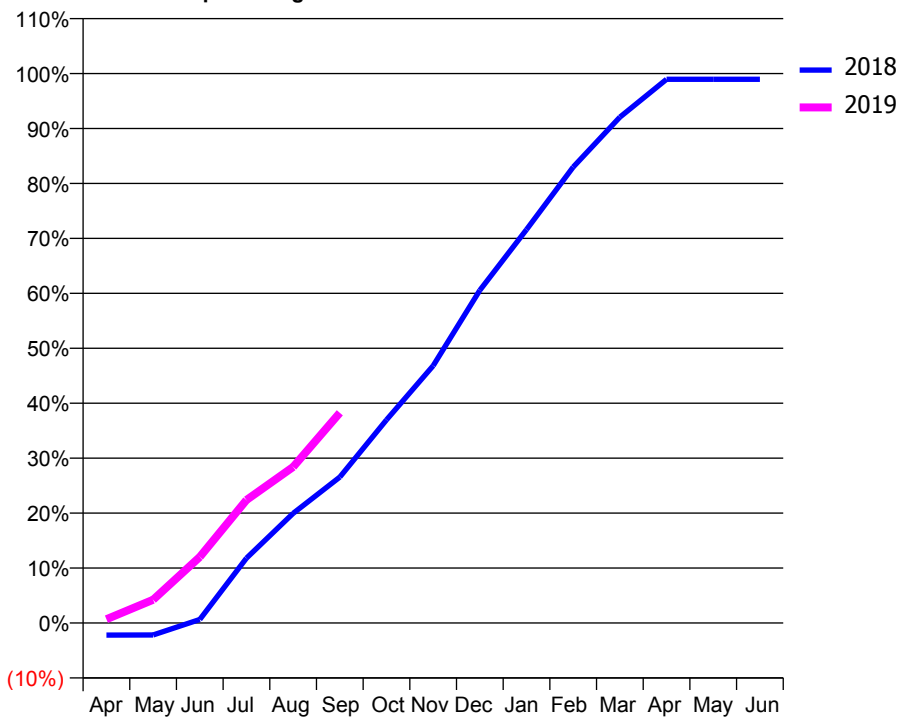
ACCESS*

Patients seen in 24 months	Total	Change since previous quarter
Quarter ending September 2017	4,076	
Quarter ending December 2017	4,224	↑
Quarter ending March 2018	4,374	↑
Quarter ending June 2018	5,299	↑
Quarter ending September 2018	6,757	↑
Variance since September 2017	65.8%	↑



ACTIVITY

Cumulative percentage of contracted UDA delivered 2018 & 2019



Adjusted Scheduled Activity (UDA)

Month	2018	2019
April	-260	151
May	-257	917
June	77	2,607
July	1,390	4,857
August	2,347	6,164
September	3,124	8,304
October	4,348	
November	5,507	
December	7,122	
January	8,421	
February	9,760	
March	10,829	
April	11,638	
May	11,638	
June	11,638	

QUALITY

	Quantity	Base Number	Contract	AT	Region	England
% of FP17s for the same patient ID Re-attending within 3 months - Children	35	976	3.6%	11.6%	12.2%	11.6%
% of FP17s for the same patient ID Re-attending within 3 months - Adults	610	5,094	12.0%	16.5%	15.8%	15.5%
% of FP17s for the same patient ID Re-attending between 3 & 9 months - Children	295	976	30.2%	58.4%	60.3%	58.8%
% of FP17s for the same patient ID Re-attending between 3 & 9 months - Adults	1,777	5,094	34.9%	52.0%	53.5%	51.1%
% of FP17s for Band 1 Urgent Courses	662	5,573	11.9%	9.8%	9.1%	9.0%
% of FP17s Relating to Free Repair or Replacements	4	5,573	0.1%	1.1%	1.0%	0.8%
% of FP17s Relating to Continuations	55	5,573	1.0%	1.2%	1.0%	0.9%
% of Patients satisfied with the dentistry they have received	3	3	N/A	93.5%	93.6%	93.3%
% of Patients satisfied with the time they had to wait for an appointment	3	3	N/A	93.1%	89.8%	88.9%

* This is based on patients treated on this contract for their most recent course of treatment. Figures in italics indicate the base number of FP17s or Patient Questionnaire responses are less than 100. N/A is shown where the base number of responses is less than 10 during the period. % is calculated as Quantity/Base number*100

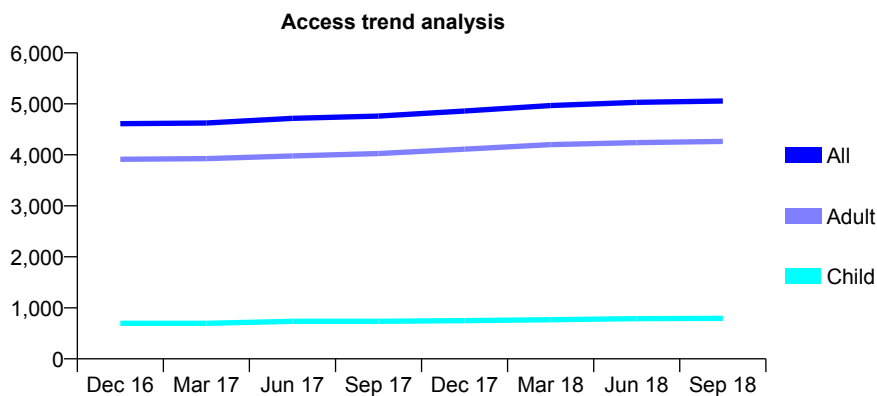
Q44 - Vital Signs At a Glance Contract Report for 221953/0001 - September 2018

Name or company name	MR RM HEATHCOTE
Contract type name	GDS Contract
Purpose of contract	General
Contract start date	01/04/2006
Contract end date	

18/19 Contracted general activity (UDA)	12,472
Carry forward general activity (UDA)	0
18/19 Contracted orthodontic activity (UOA)	0
Carry forward orthodontic activity (UOA)	0
Baseline contract value	£327,046.60

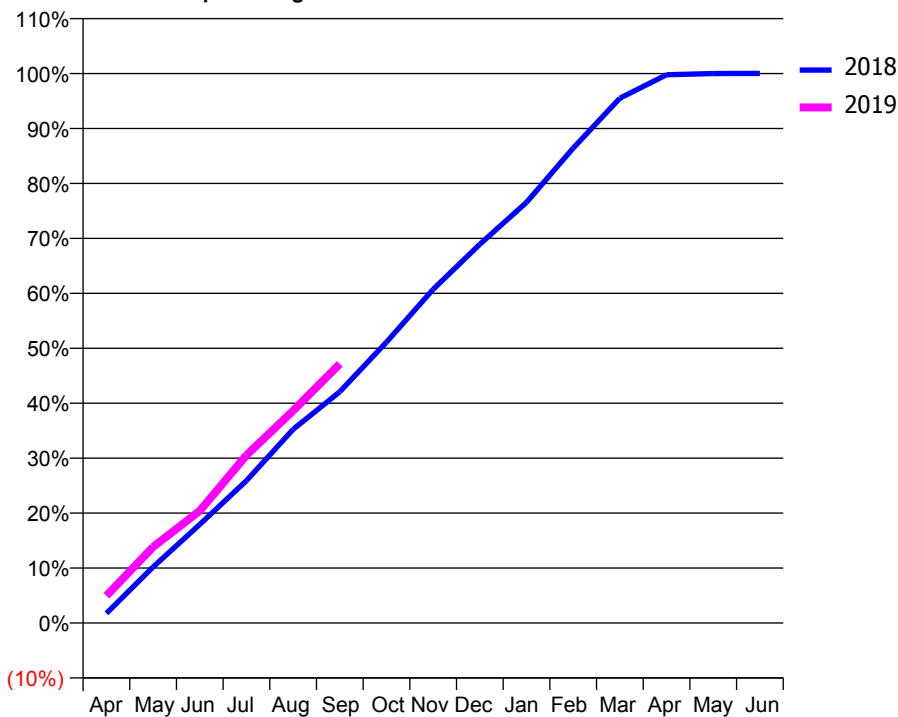
ACCESS*

Patients seen in 24 months	Total	Change since previous quarter
Quarter ending September 2017	4,760	
Quarter ending December 2017	4,860	↑
Quarter ending March 2018	4,966	↑
Quarter ending June 2018	5,028	→
Quarter ending September 2018	5,056	→
Variance since September 2017	6.2%	↑



ACTIVITY

Cumulative percentage of contracted UDA delivered 2018 & 2019



Adjusted Scheduled Activity (UDA)

Month	2018	2019
April	224	619
May	1,299	1,728
June	2,281	2,548
July	3,297	3,810
August	4,483	4,820
September	5,355	5,884
October	6,501	
November	7,724	
December	8,768	
January	9,737	
February	10,992	
March	12,149	
April	12,692	
May	12,719	
June	12,721	

QUALITY

	Quantity	Base Number	Contract	AT	Region	England
% of FP17s for the same patient ID Re-attending within 3 months - Children	51	665	7.7%	11.6%	12.2%	11.6%
% of FP17s for the same patient ID Re-attending within 3 months - Adults	358	2,714	13.2%	16.5%	15.8%	15.5%
% of FP17s for the same patient ID Re-attending between 3 & 9 months - Children	434	665	65.3%	58.4%	60.3%	58.8%
% of FP17s for the same patient ID Re-attending between 3 & 9 months - Adults	1,281	2,714	47.2%	52.0%	53.5%	51.1%
% of FP17s for Band 1 Urgent Courses	228	3,127	7.3%	9.8%	9.1%	9.0%
% of FP17s Relating to Free Repair or Replacements	21	3,127	0.7%	1.1%	1.0%	0.8%
% of FP17s Relating to Continuations	26	3,127	0.8%	1.2%	1.0%	0.9%
% of Patients satisfied with the dentistry they have received	5	5	N/A	93.5%	93.6%	93.3%
% of Patients satisfied with the time they had to wait for an appointment	5	5	N/A	93.1%	89.8%	88.9%

* This is based on patients treated on this contract for their most recent course of treatment. Figures in italics indicate the base number of FP17s or Patient Questionnaire responses are less than 100. N/A is shown where the base number of responses is less than 10 during the period. % is calculated as Quantity/Base number*100

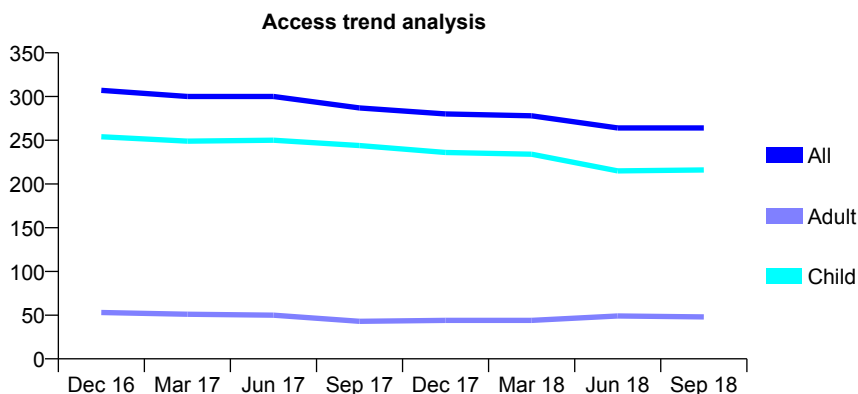
Q44 - Vital Signs At a Glance Contract Report for 222887/0001 - September 2018

Name or company name	MR SR SMITH
Contract type name	GDS Contract
Purpose of contract	General
Contract start date	01/04/2006
Contract end date	

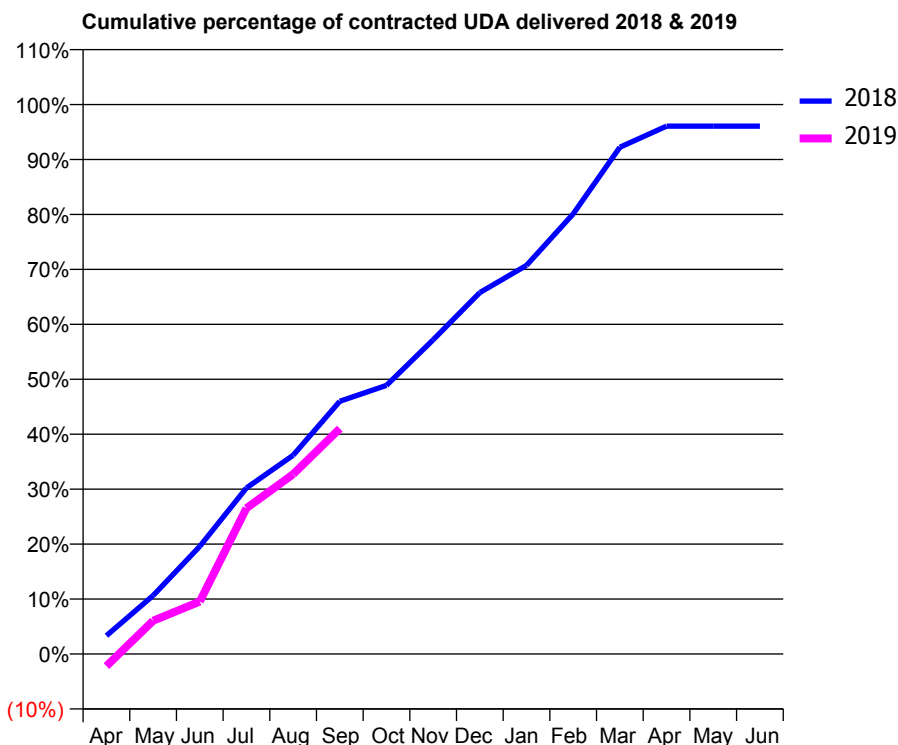
18/19 Contracted general activity (UDA)	630
Carry forward general activity (UDA)	24
18/19 Contracted orthodontic activity (UOA)	0
Carry forward orthodontic activity (UOA)	0
Baseline contract value	£13,521.00

ACCESS*

Patients seen in 24 months	Total	Change since previous quarter
Quarter ending September 2017	287	
Quarter ending December 2017	280	↓
Quarter ending March 2018	278	→
Quarter ending June 2018	264	↓
Quarter ending September 2018	264	→
Variance since September 2017	(8.0%)	↓



ACTIVITY



Month	Adjusted Scheduled Activity (UDA)	
	2018	2019
April	21	-14
May	67	38
June	123	60
July	190	167
August	228	206
September	290	258
October	308	
November	360	
December	414	
January	446	
February	505	
March	581	
April	605	
May	605	
June	605	

QUALITY

	Quantity	Base Number	Contract	AT	Region	England
% of FP17s for the same patient ID Re-attending within 3 months - Children	29	228	12.7%	11.6%	12.2%	11.6%
% of FP17s for the same patient ID Re-attending within 3 months - Adults	0	11	0.0%	16.5%	15.8%	15.5%
% of FP17s for the same patient ID Re-attending between 3 & 9 months - Children	164	228	71.9%	58.4%	60.3%	58.8%
% of FP17s for the same patient ID Re-attending between 3 & 9 months - Adults	10	11	90.9%	52.0%	53.5%	51.1%
% of FP17s for Band 1 Urgent Courses	2	223	0.9%	9.8%	9.1%	9.0%
% of FP17s Relating to Free Repair or Replacements	0	223	0.0%	1.1%	1.0%	0.8%
% of FP17s Relating to Continuations	1	223	0.4%	1.2%	1.0%	0.9%
% of Patients satisfied with the dentistry they have received	0	0	N/A	93.5%	93.6%	93.3%
% of Patients satisfied with the time they had to wait for an appointment	0	0	N/A	93.1%	89.8%	88.9%

* This is based on patients treated on this contract for their most recent course of treatment. Figures in italics indicate the base number of FP17s or Patient Questionnaire responses are less than 100. N/A is shown where the base number of responses is less than 10 during the period. % is calculated as Quantity/Base number*100

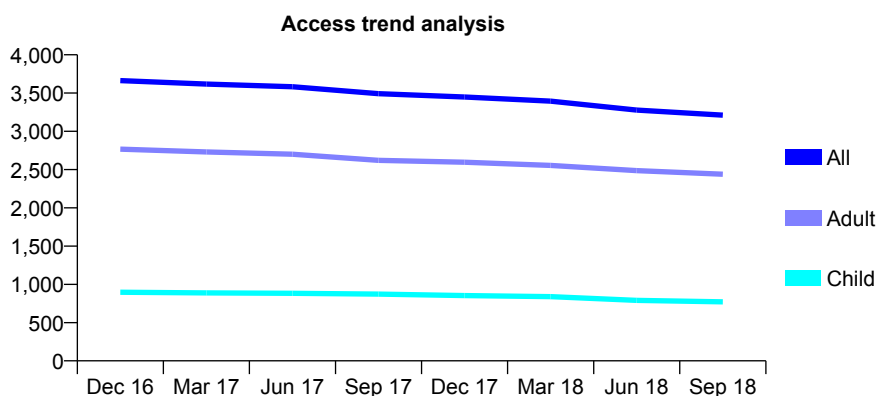
Q44 - Vital Signs At a Glance Contract Report for 233463/0001 - September 2018

Name or company name	Crown Bank Dental
Contract type name	GDS Contract
Purpose of contract	General
Contract start date	01/04/2006
Contract end date	

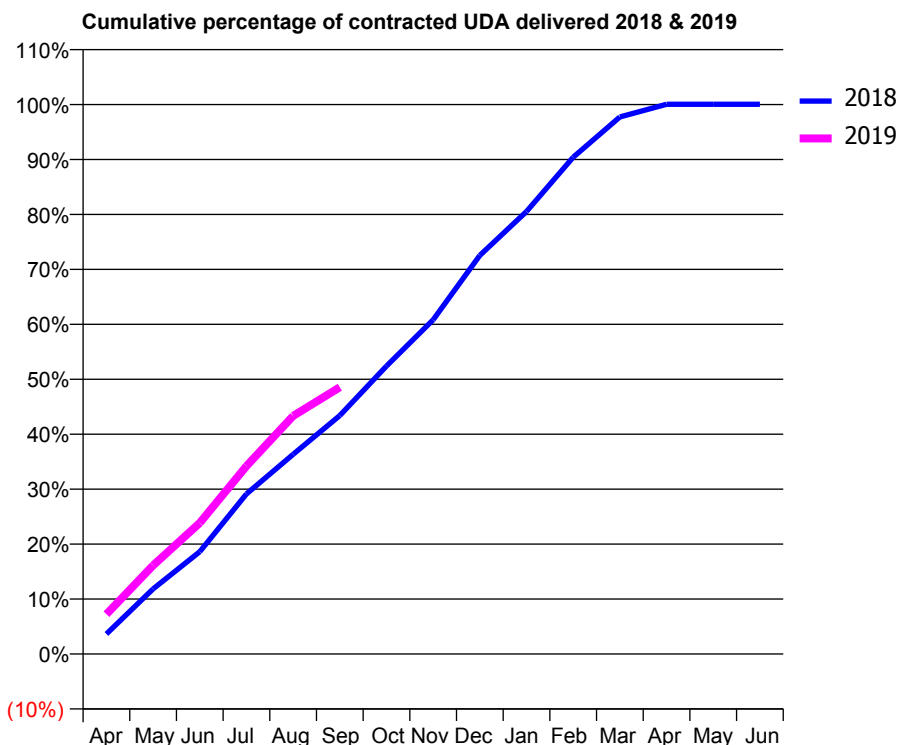
18/19 Contracted general activity (UDA)	8,656
Carry forward general activity (UDA)	0
18/19 Contracted orthodontic activity (UOA)	0
Carry forward orthodontic activity (UOA)	0
Baseline contract value	£235,862.63

ACCESS*

Patients seen in 24 months	Total	Change since previous quarter
Quarter ending September 2017	3,492	
Quarter ending December 2017	3,449	↓
Quarter ending March 2018	3,394	↓
Quarter ending June 2018	3,277	↓
Quarter ending September 2018	3,211	↓
Variance since September 2017	(8.0%)	↓



ACTIVITY



Month	Adjusted Scheduled Activity (UDA)	
	2018	2019
April	323	626
May	1,047	1,396
June	1,645	2,066
July	2,575	2,961
August	3,212	3,750
September	3,837	4,203
October	4,633	
November	5,378	
December	6,412	
January	7,120	
February	7,991	
March	8,640	
April	8,844	
May	8,844	
June	8,844	

QUALITY

	Quantity	Base Number	Contract	AT	Region	England
% of FP17s for the same patient ID Re-attending within 3 months - Children	38	520	7.3%	11.6%	12.2%	11.6%
% of FP17s for the same patient ID Re-attending within 3 months - Adults	336	1,388	24.2%	16.5%	15.8%	15.5%
% of FP17s for the same patient ID Re-attending between 3 & 9 months - Children	310	520	59.6%	58.4%	60.3%	58.8%
% of FP17s for the same patient ID Re-attending between 3 & 9 months - Adults	438	1,388	31.6%	52.0%	53.5%	51.1%
% of FP17s for Band 1 Urgent Courses	305	1,809	16.9%	9.8%	9.1%	9.0%
% of FP17s Relating to Free Repair or Replacements	23	1,809	1.3%	1.1%	1.0%	0.8%
% of FP17s Relating to Continuations	40	1,809	2.2%	1.2%	1.0%	0.9%
% of Patients satisfied with the dentistry they have received	3	3	N/A	93.5%	93.6%	93.3%
% of Patients satisfied with the time they had to wait for an appointment	3	3	N/A	93.1%	89.8%	88.9%

* This is based on patients treated on this contract for their most recent course of treatment. Figures in italics indicate the base number of FP17s or Patient Questionnaire responses are less than 100. N/A is shown where the base number of responses is less than 10 during the period. % is calculated as Quantity/Base number*100

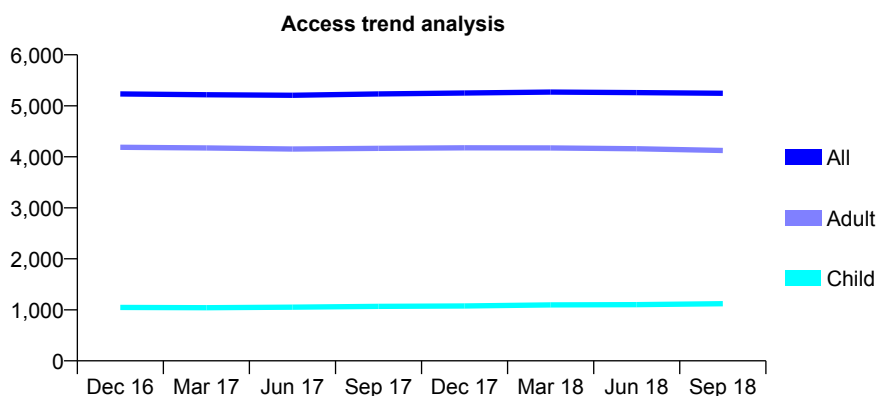
Q44 - Vital Signs At a Glance Contract Report for 234311/0001 - September 2018

Name or company name	MR A PATEL
Contract type name	GDS Contract
Purpose of contract	General
Contract start date	01/04/2006
Contract end date	

18/19 Contracted general activity (UDA)	16,223
Carry forward general activity (UDA)	39
18/19 Contracted orthodontic activity (UOA)	0
Carry forward orthodontic activity (UOA)	0
Baseline contract value	£463,690.55

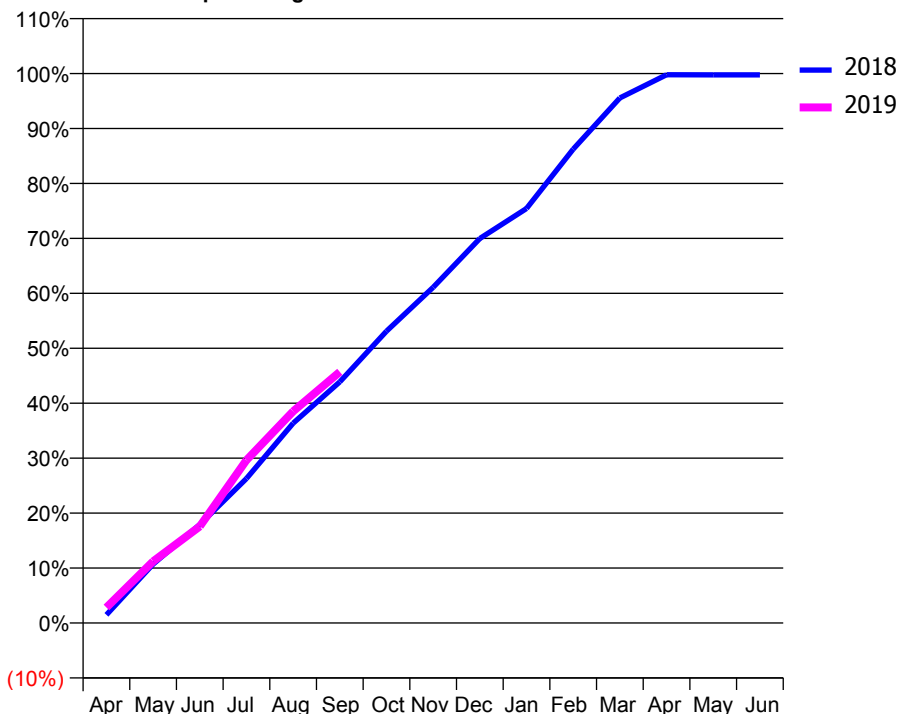
ACCESS*

Patients seen in 24 months	Total	Change since previous quarter
Quarter ending September 2017	5,233	
Quarter ending December 2017	5,252	→
Quarter ending March 2018	5,270	→
Quarter ending June 2018	5,260	→
Quarter ending September 2018	5,246	→
Variance since September 2017	0.2%	→



ACTIVITY

Cumulative percentage of contracted UDA delivered 2018 & 2019



Adjusted Scheduled Activity (UDA)

Month	2018	2019
April	242	459
May	1,737	1,820
June	2,907	2,854
July	4,265	4,809
August	5,898	6,249
September	7,118	7,413
October	8,616	
November	9,912	
December	11,350	
January	12,236	
February	13,990	
March	15,502	
April	16,186	
May	16,184	
June	16,184	

QUALITY

	Quantity	Base Number	Contract	AT	Region	England
% of FP17s for the same patient ID Re-attending within 3 months - Children	55	821	6.7%	11.6%	12.2%	11.6%
% of FP17s for the same patient ID Re-attending within 3 months - Adults	515	3,096	16.6%	16.5%	15.8%	15.5%
% of FP17s for the same patient ID Re-attending between 3 & 9 months - Children	497	821	60.5%	58.4%	60.3%	58.8%
% of FP17s for the same patient ID Re-attending between 3 & 9 months - Adults	1,735	3,096	56.0%	52.0%	53.5%	51.1%
% of FP17s for Band 1 Urgent Courses	261	3,667	7.1%	9.8%	9.1%	9.0%
% of FP17s Relating to Free Repair or Replacements	234	3,667	6.4%	1.1%	1.0%	0.8%
% of FP17s Relating to Continuations	27	3,667	0.7%	1.2%	1.0%	0.9%
% of Patients satisfied with the dentistry they have received	6	7	N/A	93.5%	93.6%	93.3%
% of Patients satisfied with the time they had to wait for an appointment	7	7	N/A	93.1%	89.8%	88.9%

* This is based on patients treated on this contract for their most recent course of treatment. Figures in italics indicate the base number of FP17s or Patient Questionnaire responses are less than 100. N/A is shown where the base number of responses is less than 10 during the period. % is calculated as Quantity/Base number*100

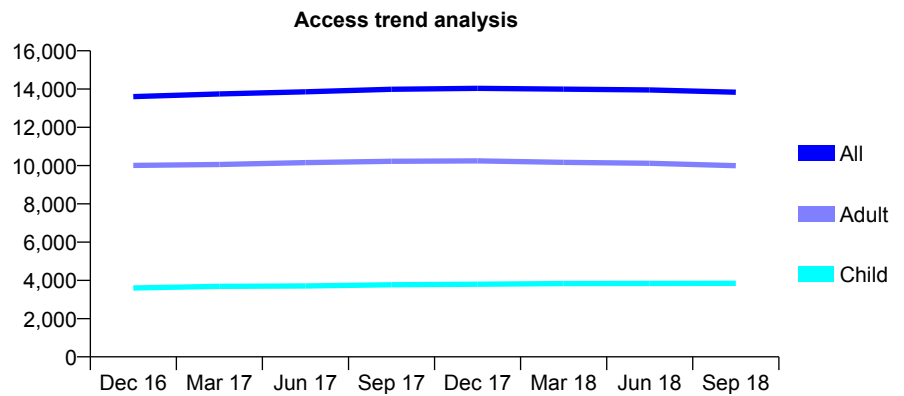
Q44 - Vital Signs At a Glance Contract Report for 234664/0001 - September 2018

Name or company name	MR CJ ILLINGWORTH
Contract type name	GDS Contract
Purpose of contract	General
Contract start date	01/04/2006
Contract end date	

18/19 Contracted general activity (UDA)	38,500
Carry forward general activity (UDA)	0
18/19 Contracted orthodontic activity (UOA)	0
Carry forward orthodontic activity (UOA)	0
Baseline contract value	£918,798.13

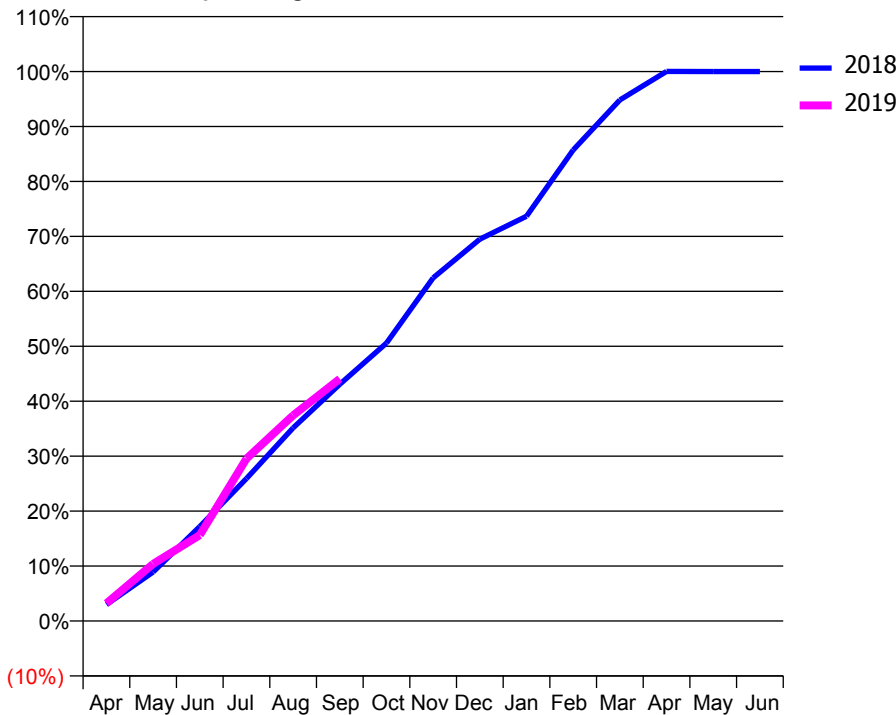
ACCESS*

Patients seen in 24 months	Total	Change since previous quarter
Quarter ending September 2017	13,986	
Quarter ending December 2017	14,038	→
Quarter ending March 2018	13,996	→
Quarter ending June 2018	13,956	→
Quarter ending September 2018	13,836	→
Variance since September 2017	(1.1%)	↓



ACTIVITY

Cumulative percentage of contracted UDA delivered 2018 & 2019



Month	Adjusted Scheduled Activity (UDA)	
	2018	2019
April	1,160	1,239
May	3,449	4,002
June	6,641	6,021
July	10,013	11,378
August	13,580	14,416
September	16,644	16,975
October	19,539	
November	24,130	
December	26,842	
January	28,453	
February	33,114	
March	36,632	
April	38,639	
May	38,633	
June	38,633	

QUALITY

	Quantity	Base Number	Contract	AT	Region	England
% of FP17s for the same patient ID Re-attending within 3 months - Children	272	3,180	8.6%	11.6%	12.2%	11.6%
% of FP17s for the same patient ID Re-attending within 3 months - Adults	1,079	6,971	15.5%	16.5%	15.8%	15.5%
% of FP17s for the same patient ID Re-attending between 3 & 9 months - Children	2,204	3,180	69.3%	58.4%	60.3%	58.8%
% of FP17s for the same patient ID Re-attending between 3 & 9 months - Adults	3,850	6,971	55.2%	52.0%	53.5%	51.1%
% of FP17s for Band 1 Urgent Courses	1,016	9,118	11.1%	9.8%	9.1%	9.0%
% of FP17s Relating to Free Repair or Replacements	94	9,118	1.0%	1.1%	1.0%	0.8%
% of FP17s Relating to Continuations	21	9,118	0.2%	1.2%	1.0%	0.9%
% of Patients satisfied with the dentistry they have received	37	39	94.9%	93.5%	93.6%	93.3%
% of Patients satisfied with the time they had to wait for an appointment	31	39	79.5%	93.1%	89.8%	88.9%

* This is based on patients treated on this contract for their most recent course of treatment. Figures in italics indicate the base number of FP17s or Patient Questionnaire responses are less than 100. N/A is shown where the base number of responses is less than 10 during the period. % is calculated as Quantity/Base number*100

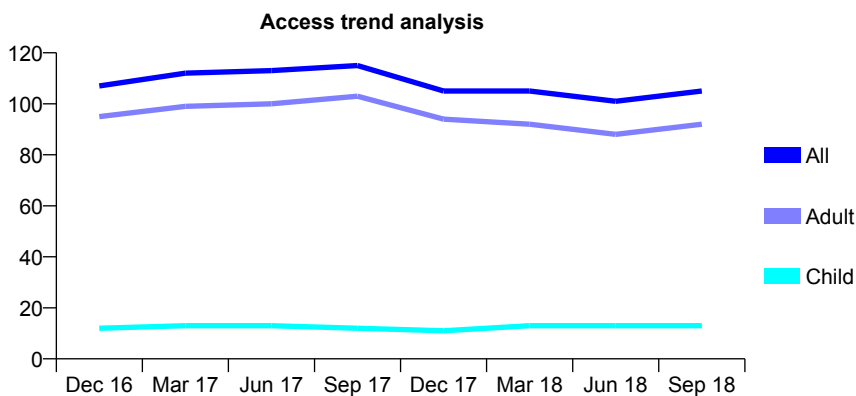
Q44 - Vital Signs At a Glance Contract Report for 240788/0003 - September 2018

Name or company name	MR TA PARR
Contract type name	GDS Contract
Purpose of contract	General
Contract start date	01/04/2006
Contract end date	

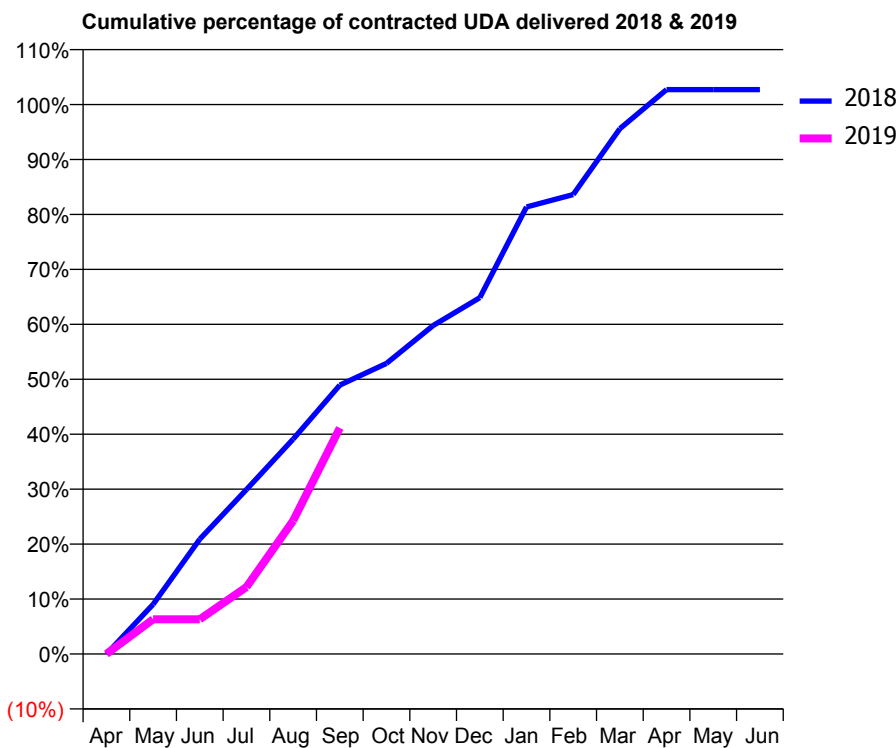
18/19 Contracted general activity (UDA)	174
Carry forward general activity (UDA)	0
18/19 Contracted orthodontic activity (UOA)	0
Carry forward orthodontic activity (UOA)	0
Baseline contract value	£4,123.39

ACCESS*

Patients seen in 24 months	Total	Change since previous quarter
Quarter ending September 2017	115	
Quarter ending December 2017	105	↓
Quarter ending March 2018	105	→
Quarter ending June 2018	101	↓
Quarter ending September 2018	105	↑
Variance since September 2017	(8.7%)	↓



ACTIVITY



Month	Adjusted Scheduled Activity (UDA)	
	2018	2019
April	0	0
May	16	11
June	37	11
July	53	21
August	69	42
September	87	72
October	94	
November	106	
December	115	
January	144	
February	148	
March	169	
April	182	
May	182	
June	182	

QUALITY

	Quantity	Base Number	Contract	AT	Region	England
% of FP17s for the same patient ID Re-attending within 3 months - Children	0	6	0.0%	11.6%	12.2%	11.6%
% of FP17s for the same patient ID Re-attending within 3 months - Adults	4	40	10.0%	16.5%	15.8%	15.5%
% of FP17s for the same patient ID Re-attending between 3 & 9 months - Children	4	6	66.7%	58.4%	60.3%	58.8%
% of FP17s for the same patient ID Re-attending between 3 & 9 months - Adults	10	40	25.0%	52.0%	53.5%	51.1%
% of FP17s for Band 1 Urgent Courses	3	36	8.3%	9.8%	9.1%	9.0%
% of FP17s Relating to Free Repair or Replacements	0	36	0.0%	1.1%	1.0%	0.8%
% of FP17s Relating to Continuations	0	36	0.0%	1.2%	1.0%	0.9%
% of Patients satisfied with the dentistry they have received	0	0	N/A	93.5%	93.6%	93.3%
% of Patients satisfied with the time they had to wait for an appointment	0	0	N/A	93.1%	89.8%	88.9%

* This is based on patients treated on this contract for their most recent course of treatment. Figures in italics indicate the base number of FP17s or Patient Questionnaire responses are less than 100. N/A is shown where the base number of responses is less than 10 during the period. % is calculated as Quantity/Base number*100

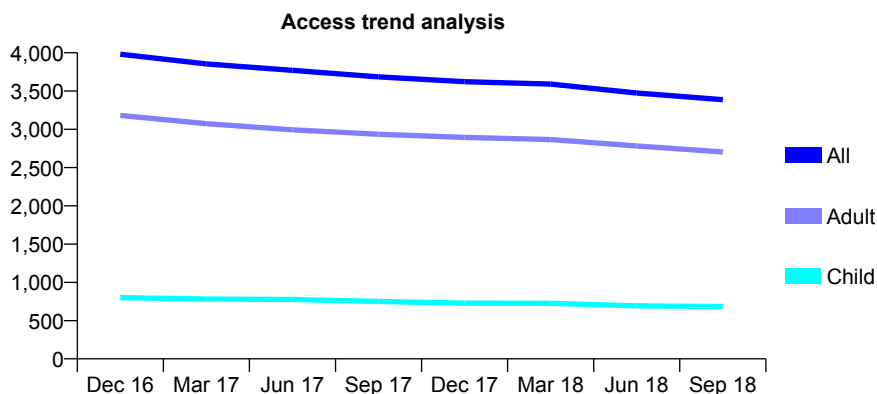
Q44 - Vital Signs At a Glance Contract Report for 243876/0001 - September 2018

Name or company name	MR CG BLACK
Contract type name	GDS Contract
Purpose of contract	General
Contract start date	01/04/2006
Contract end date	

18/19 Contracted general activity (UDA)	12,522
Carry forward general activity (UDA)	445
18/19 Contracted orthodontic activity (UOA)	0
Carry forward orthodontic activity (UOA)	0
Baseline contract value	£365,809.30

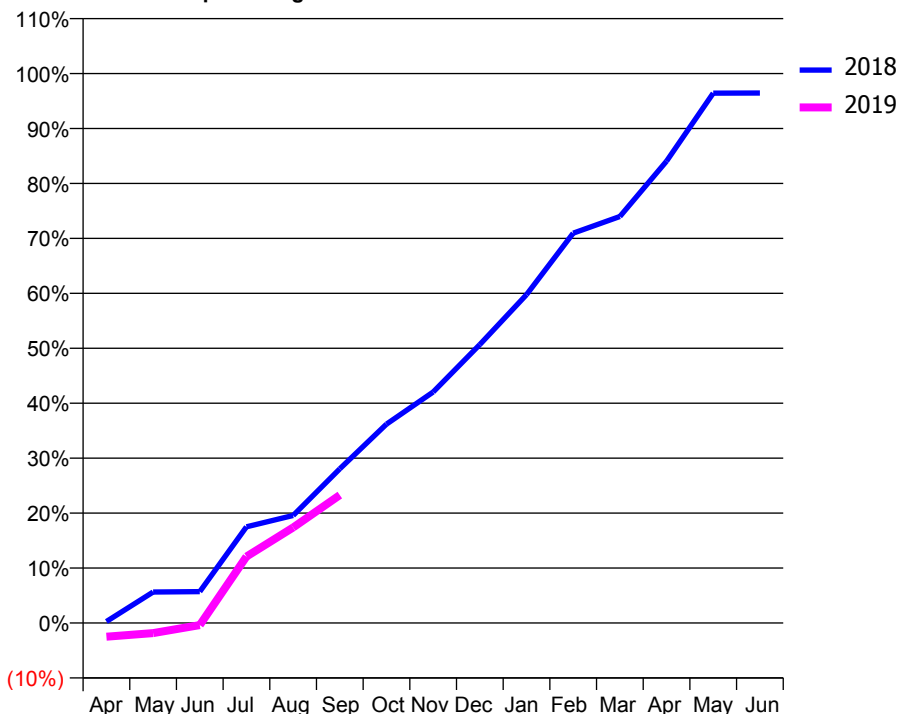
ACCESS*

Patients seen in 24 months	Total	Change since previous quarter
Quarter ending September 2017	3,686	
Quarter ending December 2017	3,622	↓
Quarter ending March 2018	3,592	→
Quarter ending June 2018	3,475	↓
Quarter ending September 2018	3,388	↓
Variance since September 2017	(8.1%)	↓



ACTIVITY

Cumulative percentage of contracted UDA delivered 2018 & 2019



Adjusted Scheduled Activity (UDA)

Month	2018	2019
April	34	-314
May	706	-233
June	716	-51
July	2,192	1,514
August	2,451	2,176
September	3,514	2,915
October	4,534	
November	5,265	
December	6,346	
January	7,483	
February	8,884	
March	9,265	
April	10,525	
May	12,075	
June	12,076	

QUALITY

	Quantity	Base Number	Contract	AT	Region	England
% of FP17s for the same patient ID Re-attending within 3 months - Children	32	507	6.3%	11.6%	12.2%	11.6%
% of FP17s for the same patient ID Re-attending within 3 months - Adults	349	1,904	18.3%	16.5%	15.8%	15.5%
% of FP17s for the same patient ID Re-attending between 3 & 9 months - Children	323	507	63.7%	58.4%	60.3%	58.8%
% of FP17s for the same patient ID Re-attending between 3 & 9 months - Adults	1,032	1,904	54.2%	52.0%	53.5%	51.1%
% of FP17s for Band 1 Urgent Courses	53	1,524	3.5%	9.8%	9.1%	9.0%
% of FP17s Relating to Free Repair or Replacements	15	1,524	1.0%	1.1%	1.0%	0.8%
% of FP17s Relating to Continuations	9	1,524	0.6%	1.2%	1.0%	0.9%
% of Patients satisfied with the dentistry they have received	9	10	90.0%	93.5%	93.6%	93.3%
% of Patients satisfied with the time they had to wait for an appointment	9	10	90.0%	93.1%	89.8%	88.9%

* This is based on patients treated on this contract for their most recent course of treatment. Figures in italics indicate the base number of FP17s or Patient Questionnaire responses are less than 100. N/A is shown where the base number of responses is less than 10 during the period. % is calculated as Quantity/Base number*100

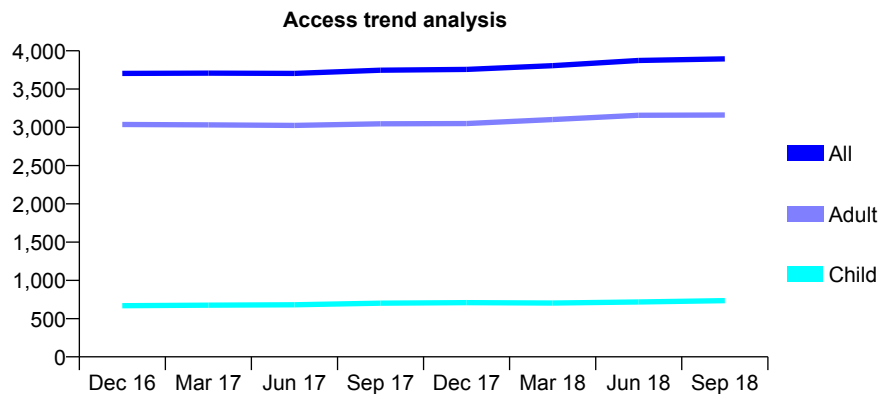
Q44 - Vital Signs At a Glance Contract Report for 245089/0001 - September 2018

Name or company name	MR TJ GREENE
Contract type name	GDS Contract
Purpose of contract	General
Contract start date	01/04/2006
Contract end date	

18/19 Contracted general activity (UDA)	9,712
Carry forward general activity (UDA)	0
18/19 Contracted orthodontic activity (UOA)	0
Carry forward orthodontic activity (UOA)	0
Baseline contract value	£220,172.23

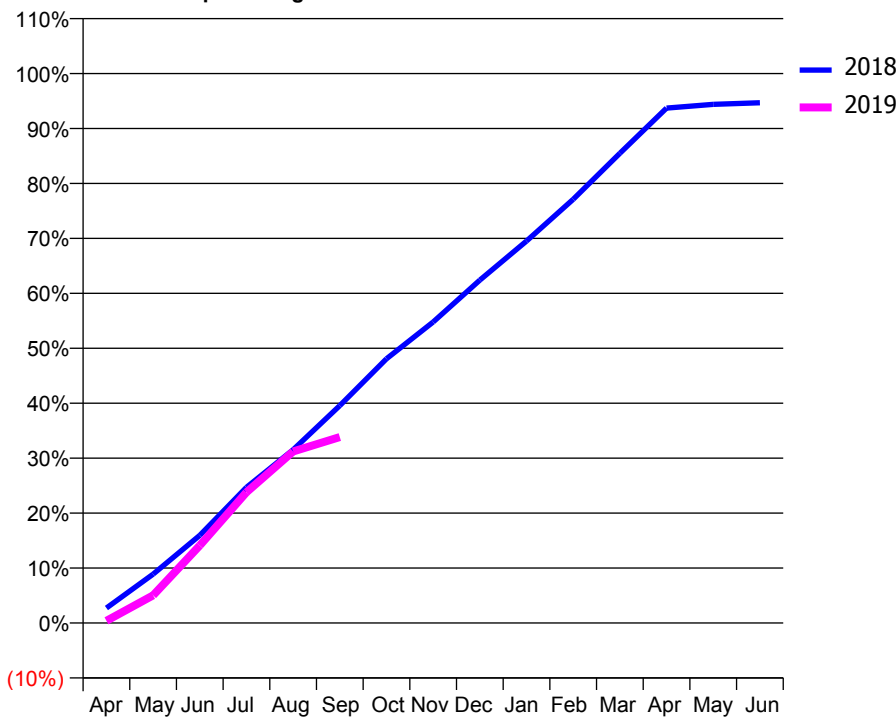
ACCESS*

Patients seen in 24 months	Total	Change since previous quarter
Quarter ending September 2017	3,747	
Quarter ending December 2017	3,757	→
Quarter ending March 2018	3,806	→
Quarter ending June 2018	3,874	→
Quarter ending September 2018	3,894	→
Variance since September 2017	3.9%	↑



ACTIVITY

Cumulative percentage of contracted UDA delivered 2018 & 2019



Month	Adjusted Scheduled Activity (UDA)	
	2018	2019
April	264	38
May	864	488
June	1,550	1,370
July	2,397	2,312
August	3,063	3,032
September	3,843	3,286
October	4,670	
November	5,322	
December	6,060	
January	6,750	
February	7,488	
March	8,301	
April	9,100	
May	9,166	
June	9,196	

QUALITY

	Quantity	Base Number	Contract	AT	Region	England
% of FP17s for the same patient ID Re-attending within 3 months - Children	42	562	7.5%	11.6%	12.2%	11.6%
% of FP17s for the same patient ID Re-attending within 3 months - Adults	229	2,372	9.7%	16.5%	15.8%	15.5%
% of FP17s for the same patient ID Re-attending between 3 & 9 months - Children	390	562	69.4%	58.4%	60.3%	58.8%
% of FP17s for the same patient ID Re-attending between 3 & 9 months - Adults	1,614	2,372	68.0%	52.0%	53.5%	51.1%
% of FP17s for Band 1 Urgent Courses	51	2,147	2.4%	9.8%	9.1%	9.0%
% of FP17s Relating to Free Repair or Replacements	7	2,147	0.3%	1.1%	1.0%	0.8%
% of FP17s Relating to Continuations	17	2,147	0.8%	1.2%	1.0%	0.9%
% of Patients satisfied with the dentistry they have received	3	3	N/A	93.5%	93.6%	93.3%
% of Patients satisfied with the time they had to wait for an appointment	3	3	N/A	93.1%	89.8%	88.9%

* This is based on patients treated on this contract for their most recent course of treatment. Figures in italics indicate the base number of FP17s or Patient Questionnaire responses are less than 100. N/A is shown where the base number of responses is less than 10 during the period. % is calculated as Quantity/Base number*100

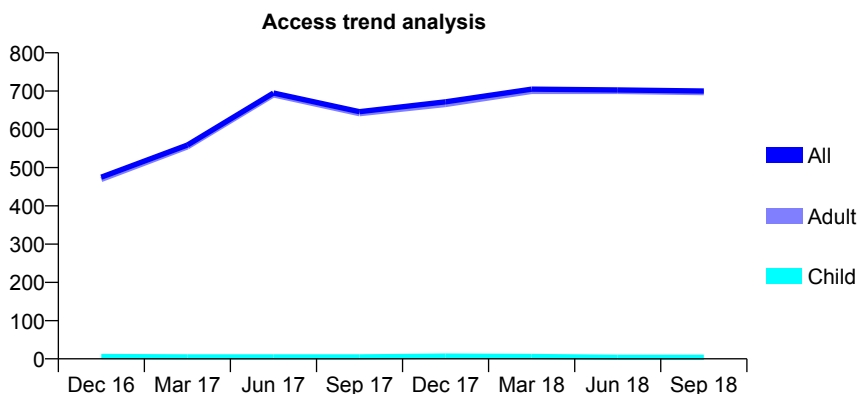
Q44 - Vital Signs At a Glance Contract Report for 258024/0003 - September 2018

Name or company name	MR HD AHOVI
Contract type name	PDS Contract
Purpose of contract	General
Contract start date	01/07/2015
Contract end date	30/11/2019

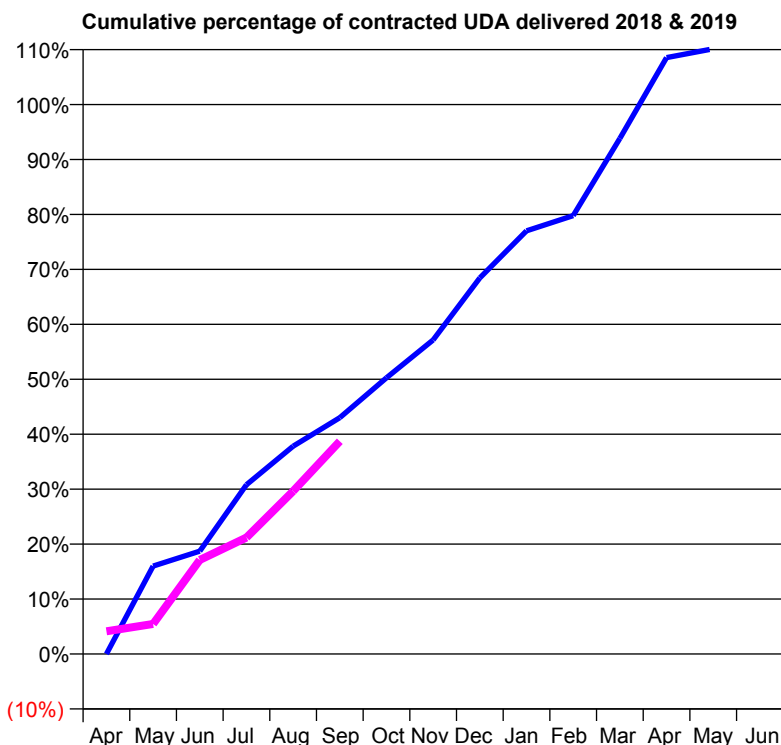
18/19 Contracted general activity (UDA)	2,250
Carry forward general activity (UDA)	0
18/19 Contracted orthodontic activity (UOA)	0
Carry forward orthodontic activity (UOA)	0
Baseline contract value	£122,217.58

ACCESS*

Patients seen in 24 months	Total	Change since previous quarter
Quarter ending September 2017	646	
Quarter ending December 2017	672	↑
Quarter ending March 2018	705	↑
Quarter ending June 2018	703	→
Quarter ending September 2018	700	→
Variance since September 2017	8.4%	↑



ACTIVITY



Adjusted Scheduled Activity (UDA)		
Month	2018	2019
April	0	93
May	360	123
June	421	385
July	693	477
August	851	667
September	968	871
October	1,131	
November	1,286	
December	1,540	
January	1,733	
February	1,795	
March	2,111	
April	2,442	
May	2,478	
June	2,478	

QUALITY

	Quantity	Base Number	Contract	AT	Region	England
% of FP17s for the same patient ID Re-attending within 3 months - Children	0	3	0.0%	11.6%	12.2%	11.6%
% of FP17s for the same patient ID Re-attending within 3 months - Adults	14	433	3.2%	16.5%	15.8%	15.5%
% of FP17s for the same patient ID Re-attending between 3 & 9 months - Children	0	3	0.0%	58.4%	60.3%	58.8%
% of FP17s for the same patient ID Re-attending between 3 & 9 months - Adults	4	433	0.9%	52.0%	53.5%	51.1%
% of FP17s for Band 1 Urgent Courses	0	307	0.0%	9.8%	9.1%	9.0%
% of FP17s Relating to Free Repair or Replacements	0	307	0.0%	1.1%	1.0%	0.8%
% of FP17s Relating to Continuations	0	307	0.0%	1.2%	1.0%	0.9%
% of Patients satisfied with the dentistry they have received	0	0	N/A	93.5%	93.6%	93.3%
% of Patients satisfied with the time they had to wait for an appointment	0	0	N/A	93.1%	89.8%	88.9%

* This is based on patients treated on this contract for their most recent course of treatment. Figures in italics indicate the base number of FP17s or Patient Questionnaire responses are less than 100. N/A is shown where the base number of responses is less than 10 during the period. % is calculated as Quantity/Base number*100

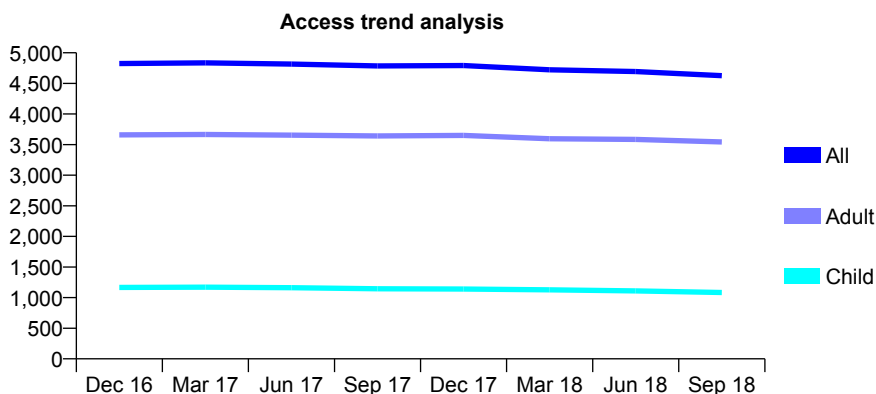
Q44 - Vital Signs At a Glance Contract Report for 299901/0001 - September 2018

Name or company name	MR J SREERAM
Contract type name	GDS Contract
Purpose of contract	General
Contract start date	01/06/2012
Contract end date	

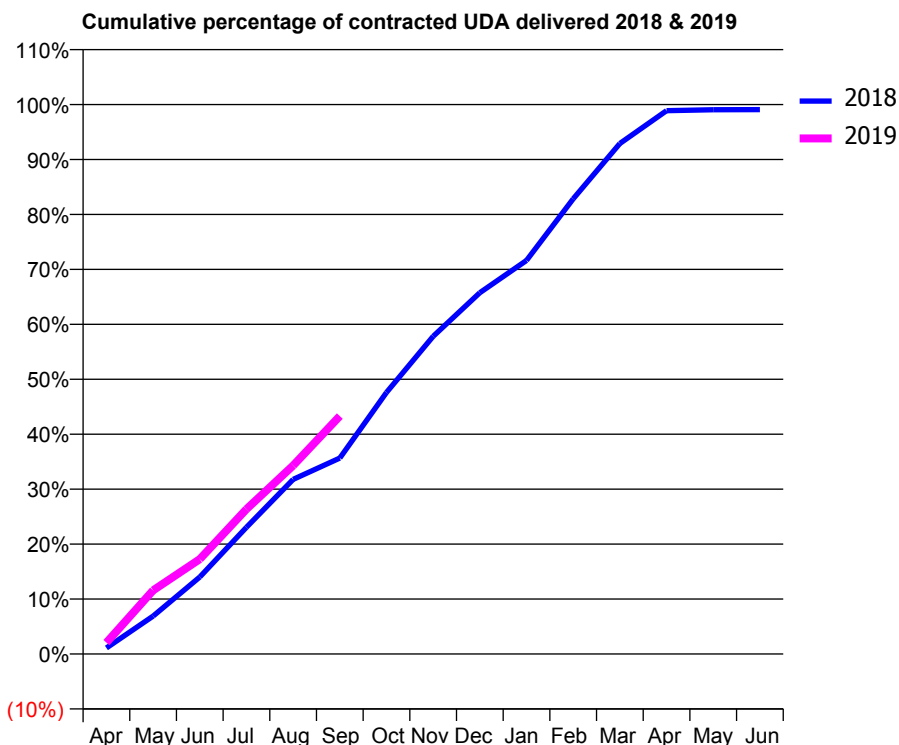
18/19 Contracted general activity (UDA)	17,225
Carry forward general activity (UDA)	161
18/19 Contracted orthodontic activity (UOA)	0
Carry forward orthodontic activity (UOA)	0
Baseline contract value	£442,726.40

ACCESS*

Patients seen in 24 months	Total	Change since previous quarter
Quarter ending September 2017	4,785	
Quarter ending December 2017	4,791	→
Quarter ending March 2018	4,723	↓
Quarter ending June 2018	4,694	→
Quarter ending September 2018	4,627	↓
Variance since September 2017	(3.3%)	↓



ACTIVITY



Adjusted Scheduled Activity (UDA)		
Month	2018	2019
April	190	356
May	1,189	1,995
June	2,414	2,975
July	3,971	4,543
August	5,472	5,909
September	6,141	7,459
October	8,200	
November	9,960	
December	11,326	
January	12,336	
February	14,270	
March	16,001	
April	17,030	
May	17,062	
June	17,064	

QUALITY

	Quantity	Base Number	Contract	AT	Region	England
% of FP17s for the same patient ID Re-attending within 3 months - Children	234	1,067	21.9%	11.6%	12.2%	11.6%
% of FP17s for the same patient ID Re-attending within 3 months - Adults	555	2,854	19.4%	16.5%	15.8%	15.5%
% of FP17s for the same patient ID Re-attending between 3 & 9 months - Children	642	1,067	60.2%	58.4%	60.3%	58.8%
% of FP17s for the same patient ID Re-attending between 3 & 9 months - Adults	1,687	2,854	59.1%	52.0%	53.5%	51.1%
% of FP17s for Band 1 Urgent Courses	200	3,590	5.6%	9.8%	9.1%	9.0%
% of FP17s Relating to Free Repair or Replacements	134	3,590	3.7%	1.1%	1.0%	0.8%
% of FP17s Relating to Continuations	68	3,590	1.9%	1.2%	1.0%	0.9%
% of Patients satisfied with the dentistry they have received	4	4	N/A	93.5%	93.6%	93.3%
% of Patients satisfied with the time they had to wait for an appointment	4	4	N/A	93.1%	89.8%	88.9%

* This is based on patients treated on this contract for their most recent course of treatment. Figures in italics indicate the base number of FP17s or Patient Questionnaire responses are less than 100. N/A is shown where the base number of responses is less than 10 during the period. % is calculated as Quantity/Base number*100

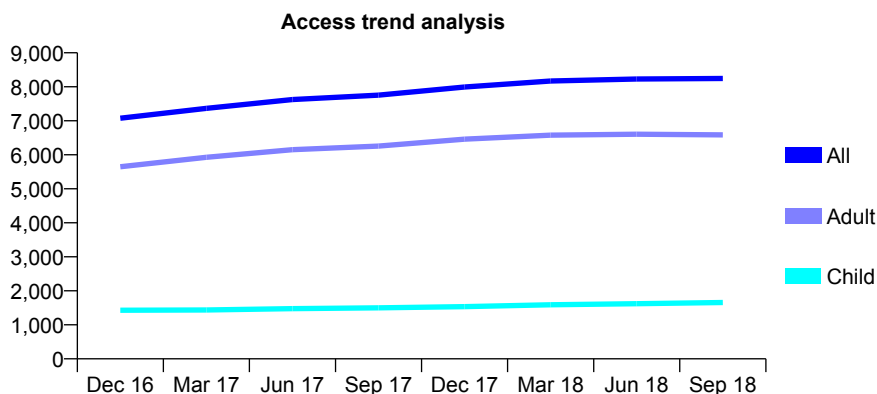
Q44 - Vital Signs At a Glance Contract Report for 308641/0001 - September 2018

Name or company name	MR SJ WRIGHT
Contract type name	Pilot Contract
Purpose of contract	General
Contract start date	01/04/2006
Contract end date	

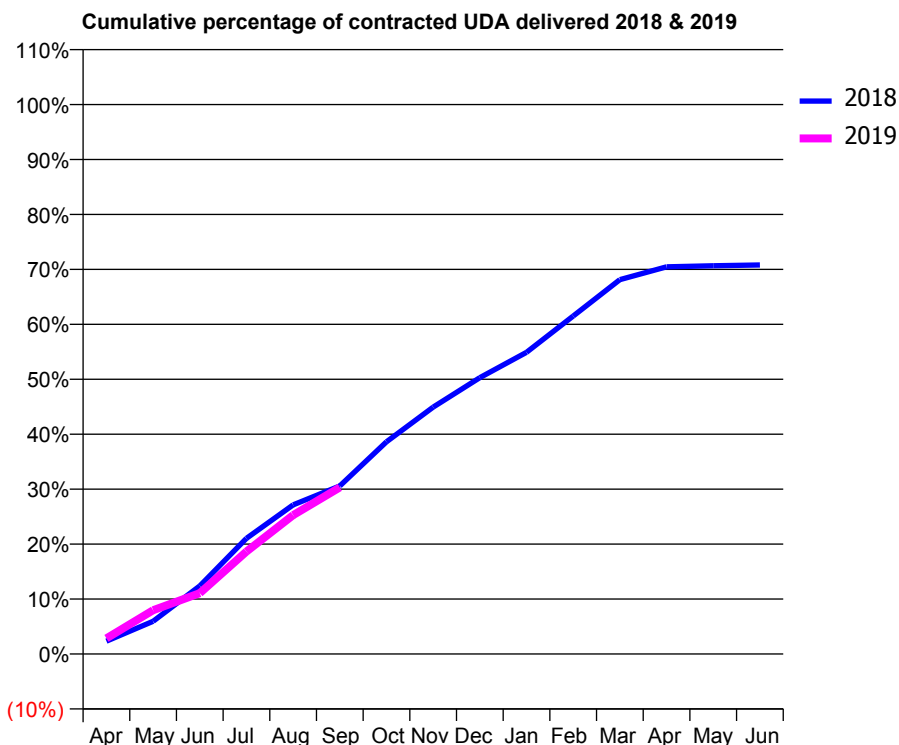
18/19 Contracted general activity (UDA)	27,138
Carry forward general activity (UDA)	0
18/19 Contracted orthodontic activity (UOA)	0
Carry forward orthodontic activity (UOA)	0
Baseline contract value	£791,455.97

ACCESS*

Patients seen in 24 months	Total	Change since previous quarter
Quarter ending September 2017	7,754	
Quarter ending December 2017	7,995	↑
Quarter ending March 2018	8,169	↑
Quarter ending June 2018	8,230	→
Quarter ending September 2018	8,244	→
Variance since September 2017	6.3%	↑



ACTIVITY



Month	Adjusted Scheduled Activity (UDA)	
	2018	2019
April	636	776
May	1,617	2,164
June	3,362	3,009
July	5,712	5,063
August	7,365	6,862
September	8,302	8,231
October	10,478	
November	12,194	
December	13,647	
January	14,900	
February	16,692	
March	18,489	
April	19,118	
May	19,173	
June	19,212	

QUALITY

	Quantity	Base Number	Contract	AT	Region	England
% of FP17s for the same patient ID Re-attending within 3 months - Children	32	902	3.5%	11.6%	12.2%	11.6%
% of FP17s for the same patient ID Re-attending within 3 months - Adults	272	3,056	8.9%	16.5%	15.8%	15.5%
% of FP17s for the same patient ID Re-attending between 3 & 9 months - Children	241	902	26.7%	58.4%	60.3%	58.8%
% of FP17s for the same patient ID Re-attending between 3 & 9 months - Adults	955	3,056	31.3%	52.0%	53.5%	51.1%
% of FP17s for Band 1 Urgent Courses	346	3,503	9.9%	9.8%	9.1%	9.0%
% of FP17s Relating to Free Repair or Replacements	20	3,503	0.6%	1.1%	1.0%	0.8%
% of FP17s Relating to Continuations	28	3,503	0.8%	1.2%	1.0%	0.9%
% of Patients satisfied with the dentistry they have received	2	2	N/A	93.5%	93.6%	93.3%
% of Patients satisfied with the time they had to wait for an appointment	2	2	N/A	93.1%	89.8%	88.9%

* This is based on patients treated on this contract for their most recent course of treatment. Figures in italics indicate the base number of FP17s or Patient Questionnaire responses are less than 100. N/A is shown where the base number of responses is less than 10 during the period. % is calculated as Quantity/Base number*100

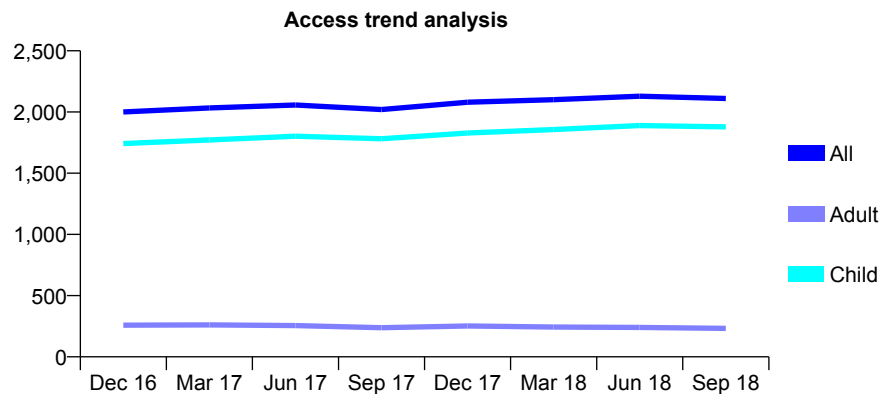
Q44 - Vital Signs At a Glance Contract Report for 318957/0001 - September 2018

Name or company name	MR SD MULCAHY
Contract type name	GDS Contract
Purpose of contract	General
Contract start date	01/04/2006
Contract end date	

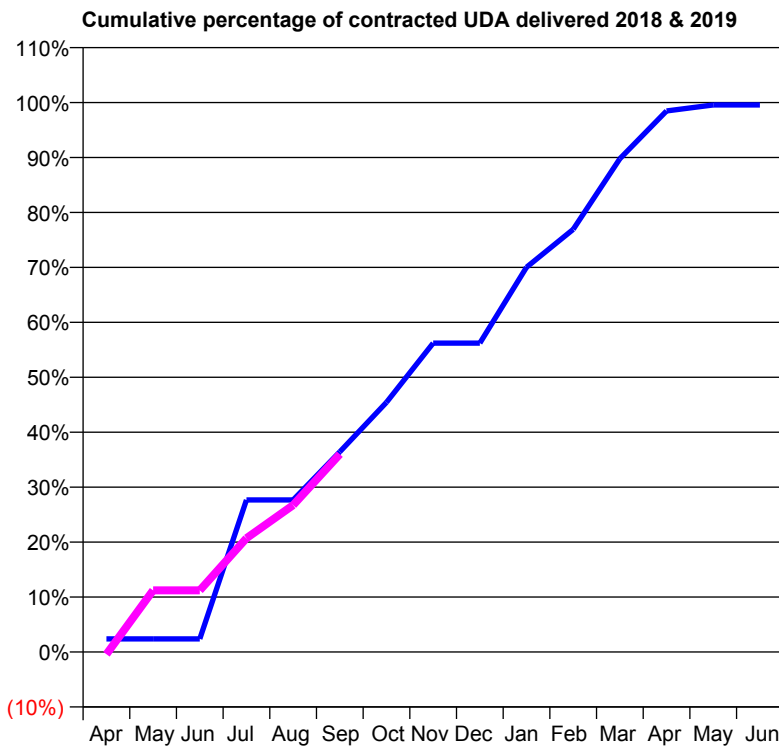
18/19 Contracted general activity (UDA)	4,000
Carry forward general activity (UDA)	17
18/19 Contracted orthodontic activity (UOA)	0
Carry forward orthodontic activity (UOA)	0
Baseline contract value	£105,134.14

ACCESS*

Patients seen in 24 months	Total	Change since previous quarter
Quarter ending September 2017	2,020	
Quarter ending December 2017	2,080	↑
Quarter ending March 2018	2,101	→
Quarter ending June 2018	2,129	→
Quarter ending September 2018	2,111	→
Variance since September 2017	4.5%	↑



ACTIVITY



Adjusted Scheduled Activity (UDA)		
Month	2018	2019
April	95	-17
May	95	449
June	95	449
July	1,107	828
August	1,107	1,069
September	1,457	1,440
October	1,818	
November	2,248	
December	2,248	
January	2,801	
February	3,076	
March	3,591	
April	3,939	
May	3,982	
June	3,982	

QUALITY

	Quantity	Base Number	Contract	AT	Region	England
% of FP17s for the same patient ID Re-attending within 3 months - Children	71	1,382	5.1%	11.6%	12.2%	11.6%
% of FP17s for the same patient ID Re-attending within 3 months - Adults	3	50	6.0%	16.5%	15.8%	15.5%
% of FP17s for the same patient ID Re-attending between 3 & 9 months - Children	793	1,382	57.4%	58.4%	60.3%	58.8%
% of FP17s for the same patient ID Re-attending between 3 & 9 months - Adults	31	50	62.0%	52.0%	53.5%	51.1%
% of FP17s for Band 1 Urgent Courses	60	1,139	5.3%	9.8%	9.1%	9.0%
% of FP17s Relating to Free Repair or Replacements	0	1,139	0.0%	1.1%	1.0%	0.8%
% of FP17s Relating to Continuations	7	1,139	0.6%	1.2%	1.0%	0.9%
% of Patients satisfied with the dentistry they have received	3	3	N/A	93.5%	93.6%	93.3%
% of Patients satisfied with the time they had to wait for an appointment	3	3	N/A	93.1%	89.8%	88.9%

* This is based on patients treated on this contract for their most recent course of treatment. Figures in italics indicate the base number of FP17s or Patient Questionnaire responses are less than 100. N/A is shown where the base number of responses is less than 10 during the period. % is calculated as Quantity/Base number*100

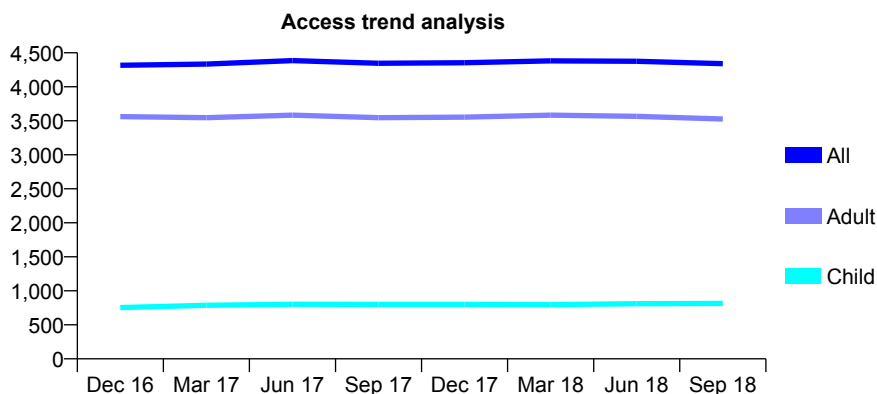
Q44 - Vital Signs At a Glance Contract Report for 321486/0001 - September 2018

Name or company name	MR AD MORTON
Contract type name	GDS Contract
Purpose of contract	General
Contract start date	01/04/2006
Contract end date	

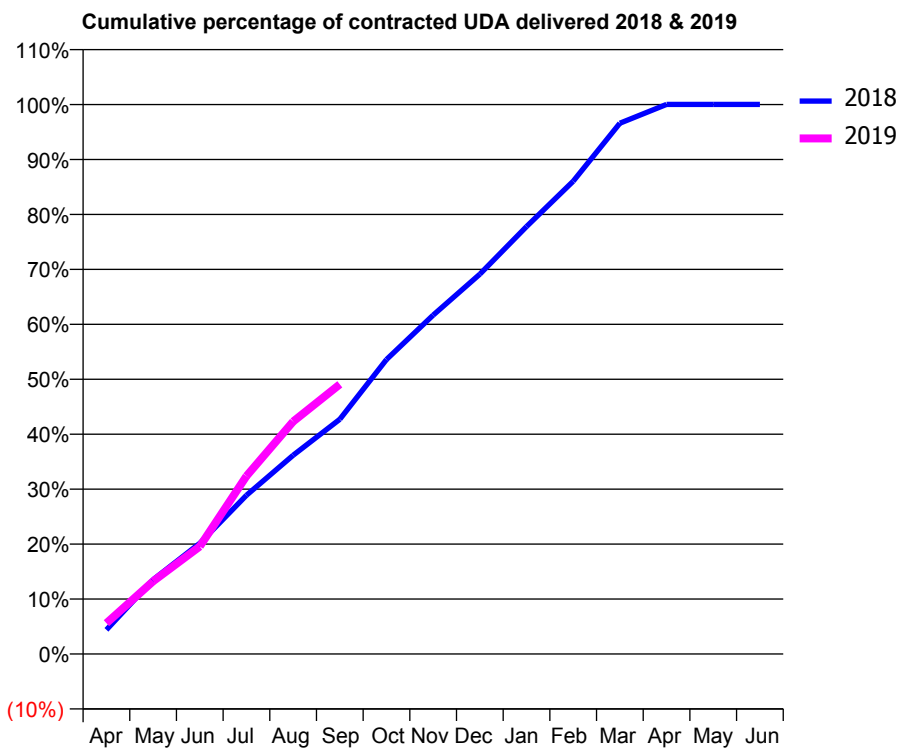
18/19 Contracted general activity (UDA)	12,706
Carry forward general activity (UDA)	0
18/19 Contracted orthodontic activity (UOA)	0
Carry forward orthodontic activity (UOA)	0
Baseline contract value	£348,780.14

ACCESS*

Patients seen in 24 months	Total	Change since previous quarter
Quarter ending September 2017	4,347	
Quarter ending December 2017	4,354	→
Quarter ending March 2018	4,382	→
Quarter ending June 2018	4,376	→
Quarter ending September 2018	4,341	→
Variance since September 2017	(0.1%)	→



ACTIVITY



Month	Adjusted Scheduled Activity (UDA)	
	2018	2019
April	560	714
May	1,722	1,683
June	2,567	2,488
July	3,677	4,113
August	4,605	5,376
September	5,438	6,235
October	6,822	
November	7,850	
December	8,800	
January	9,902	
February	10,953	
March	12,297	
April	12,730	
May	12,730	
June	12,730	

QUALITY

	Quantity	Base Number	Contract	AT	Region	England
% of FP17s for the same patient ID Re-attending within 3 months - Children	34	685	5.0%	11.6%	12.2%	11.6%
% of FP17s for the same patient ID Re-attending within 3 months - Adults	369	2,526	14.6%	16.5%	15.8%	15.5%
% of FP17s for the same patient ID Re-attending between 3 & 9 months - Children	499	685	72.8%	58.4%	60.3%	58.8%
% of FP17s for the same patient ID Re-attending between 3 & 9 months - Adults	1,324	2,526	52.4%	52.0%	53.5%	51.1%
% of FP17s for Band 1 Urgent Courses	185	3,042	6.1%	9.8%	9.1%	9.0%
% of FP17s Relating to Free Repair or Replacements	63	3,042	2.1%	1.1%	1.0%	0.8%
% of FP17s Relating to Continuations	19	3,042	0.6%	1.2%	1.0%	0.9%
% of Patients satisfied with the dentistry they have received	4	4	N/A	93.5%	93.6%	93.3%
% of Patients satisfied with the time they had to wait for an appointment	4	4	N/A	93.1%	89.8%	88.9%

* This is based on patients treated on this contract for their most recent course of treatment. Figures in italics indicate the base number of FP17s or Patient Questionnaire responses are less than 100. N/A is shown where the base number of responses is less than 10 during the period. % is calculated as Quantity/Base number*100

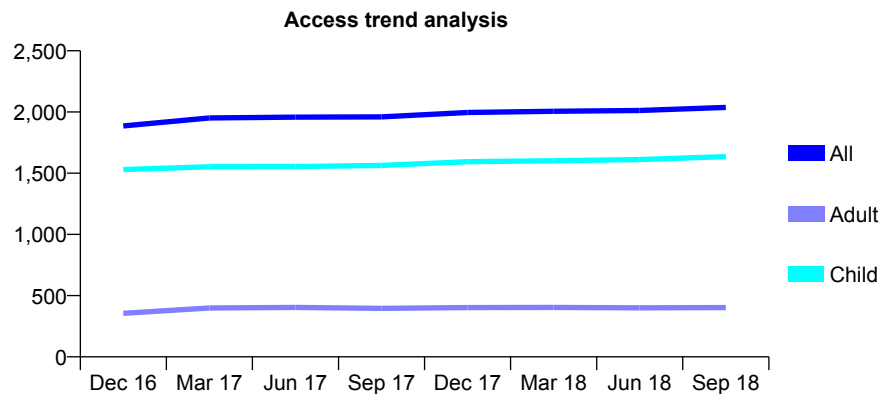
Q44 - Vital Signs At a Glance Contract Report for 327123/0002 - September 2018

Name or company name	MRS JM COOPER
Contract type name	GDS Contract
Purpose of contract	General
Contract start date	01/04/2007
Contract end date	

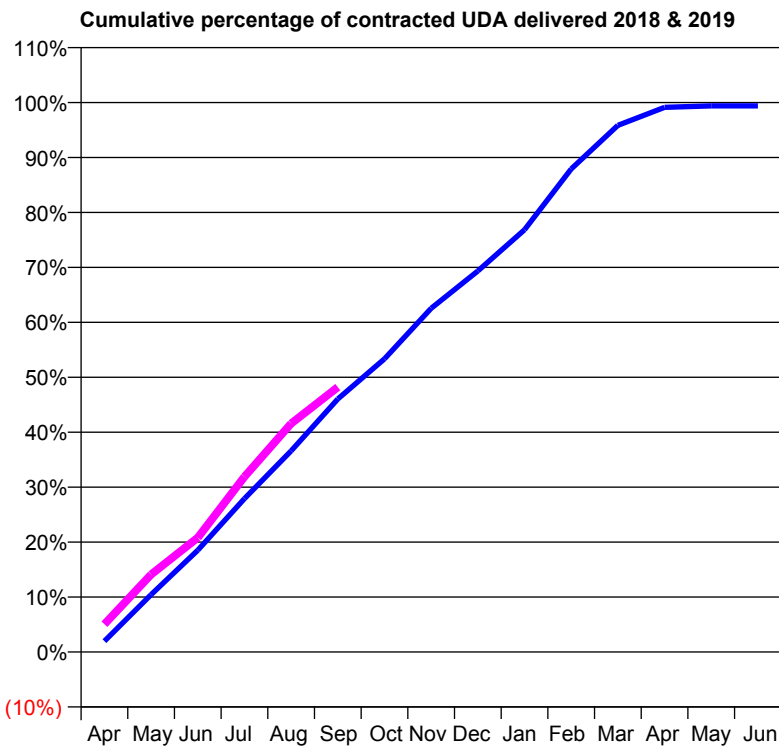
18/19 Contracted general activity (UDA)	4,180
Carry forward general activity (UDA)	25
18/19 Contracted orthodontic activity (UOA)	0
Carry forward orthodontic activity (UOA)	0
Baseline contract value	£93,794.38

ACCESS*

Patients seen in 24 months	Total	Change since previous quarter
Quarter ending September 2017	1,960	
Quarter ending December 2017	1,996	→
Quarter ending March 2018	2,006	→
Quarter ending June 2018	2,012	→
Quarter ending September 2018	2,038	→
Variance since September 2017	4.0%	↑



ACTIVITY



Month	Adjusted Scheduled Activity (UDA)	
	2018	2019
April	83	211
May	437	590
June	774	870
July	1,167	1,334
August	1,530	1,738
September	1,925	2,015
October	2,230	
November	2,615	
December	2,898	
January	3,212	
February	3,675	
March	4,006	
April	4,143	
May	4,155	
June	4,155	

QUALITY

	Quantity	Base Number	Contract	AT	Region	England
% of FP17s for the same patient ID Re-attending within 3 months - Children	155	1,519	10.2%	11.6%	12.2%	11.6%
% of FP17s for the same patient ID Re-attending within 3 months - Adults	31	206	15.0%	16.5%	15.8%	15.5%
% of FP17s for the same patient ID Re-attending between 3 & 9 months - Children	1,081	1,519	71.2%	58.4%	60.3%	58.8%
% of FP17s for the same patient ID Re-attending between 3 & 9 months - Adults	116	206	56.3%	52.0%	53.5%	51.1%
% of FP17s for Band 1 Urgent Courses	52	1,603	3.2%	9.8%	9.1%	9.0%
% of FP17s Relating to Free Repair or Replacements	0	1,603	0.0%	1.1%	1.0%	0.8%
% of FP17s Relating to Continuations	0	1,603	0.0%	1.2%	1.0%	0.9%
% of Patients satisfied with the dentistry they have received	0	0	N/A	93.5%	93.6%	93.3%
% of Patients satisfied with the time they had to wait for an appointment	0	0	N/A	93.1%	89.8%	88.9%

* This is based on patients treated on this contract for their most recent course of treatment. Figures in italics indicate the base number of FP17s or Patient Questionnaire responses are less than 100. N/A is shown where the base number of responses is less than 10 during the period. % is calculated as Quantity/Base number*100

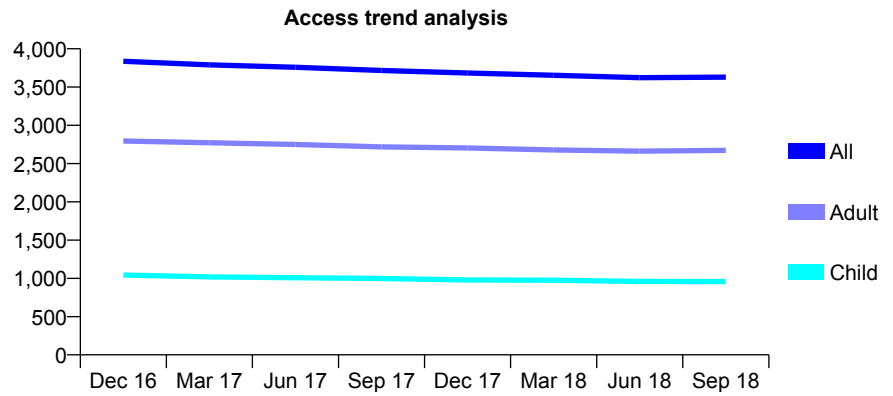
Q44 - Vital Signs At a Glance Contract Report for 329150/0002 - September 2018

Name or company name	MR DJ GIDMAN
Contract type name	GDS Contract
Purpose of contract	General
Contract start date	01/04/2006
Contract end date	

18/19 Contracted general activity (UDA)	9,301
Carry forward general activity (UDA)	314
18/19 Contracted orthodontic activity (UOA)	0
Carry forward orthodontic activity (UOA)	0
Baseline contract value	£281,839.24

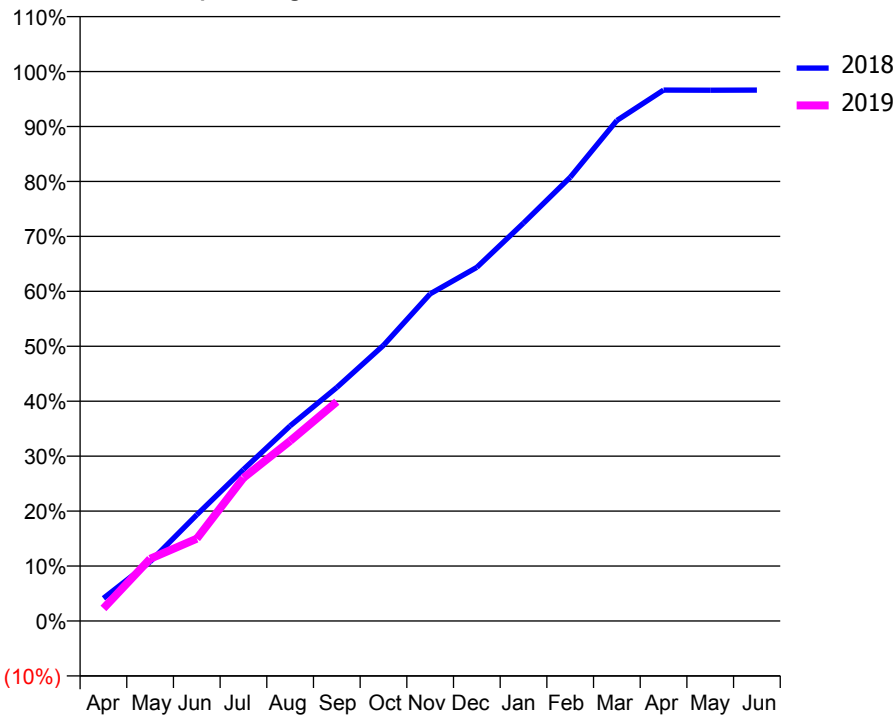
ACCESS*

Patients seen in 24 months	Total	Change since previous quarter
Quarter ending September 2017	3,716	
Quarter ending December 2017	3,683	→
Quarter ending March 2018	3,654	→
Quarter ending June 2018	3,622	→
Quarter ending September 2018	3,630	→
Variance since September 2017	(2.3%)	↓



ACTIVITY

Cumulative percentage of contracted UDA delivered 2018 & 2019



Month	Adjusted Scheduled Activity (UDA)	
	2018	2019
April	385	212
May	1,003	1,052
June	1,797	1,394
July	2,565	2,423
August	3,304	3,049
September	3,953	3,713
October	4,668	
November	5,538	
December	5,987	
January	6,736	
February	7,510	
March	8,473	
April	8,986	
May	8,984	
June	8,987	

QUALITY

	Quantity	Base Number	Contract	AT	Region	England
% of FP17s for the same patient ID Re-attending within 3 months - Children	48	714	6.7%	11.6%	12.2%	11.6%
% of FP17s for the same patient ID Re-attending within 3 months - Adults	207	1,775	11.7%	16.5%	15.8%	15.5%
% of FP17s for the same patient ID Re-attending between 3 & 9 months - Children	363	714	50.8%	58.4%	60.3%	58.8%
% of FP17s for the same patient ID Re-attending between 3 & 9 months - Adults	869	1,775	49.0%	52.0%	53.5%	51.1%
% of FP17s for Band 1 Urgent Courses	82	2,220	3.7%	9.8%	9.1%	9.0%
% of FP17s Relating to Free Repair or Replacements	22	2,220	1.0%	1.1%	1.0%	0.8%
% of FP17s Relating to Continuations	46	2,220	2.1%	1.2%	1.0%	0.9%
% of Patients satisfied with the dentistry they have received	2	2	N/A	93.5%	93.6%	93.3%
% of Patients satisfied with the time they had to wait for an appointment	2	2	N/A	93.1%	89.8%	88.9%

* This is based on patients treated on this contract for their most recent course of treatment. Figures in italics indicate the base number of FP17s or Patient Questionnaire responses are less than 100. N/A is shown where the base number of responses is less than 10 during the period. % is calculated as Quantity/Base number*100

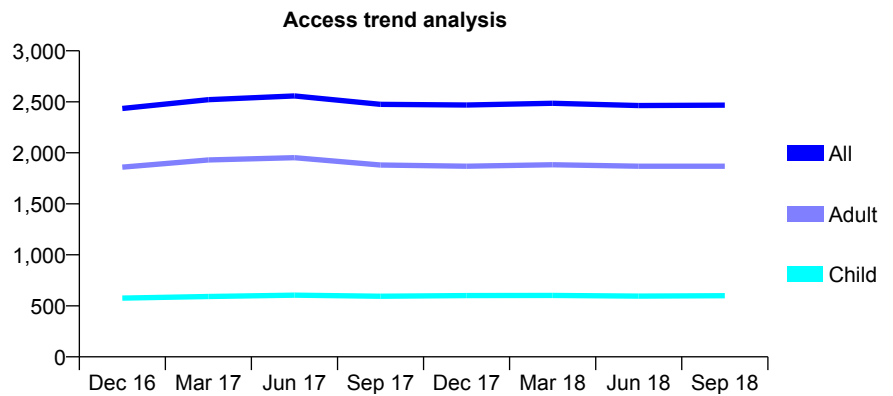
Q44 - Vital Signs At a Glance Contract Report for 340375/0001 - September 2018

Name or company name	MRS C SHARP
Contract type name	GDS Contract
Purpose of contract	General
Contract start date	20/10/2010
Contract end date	

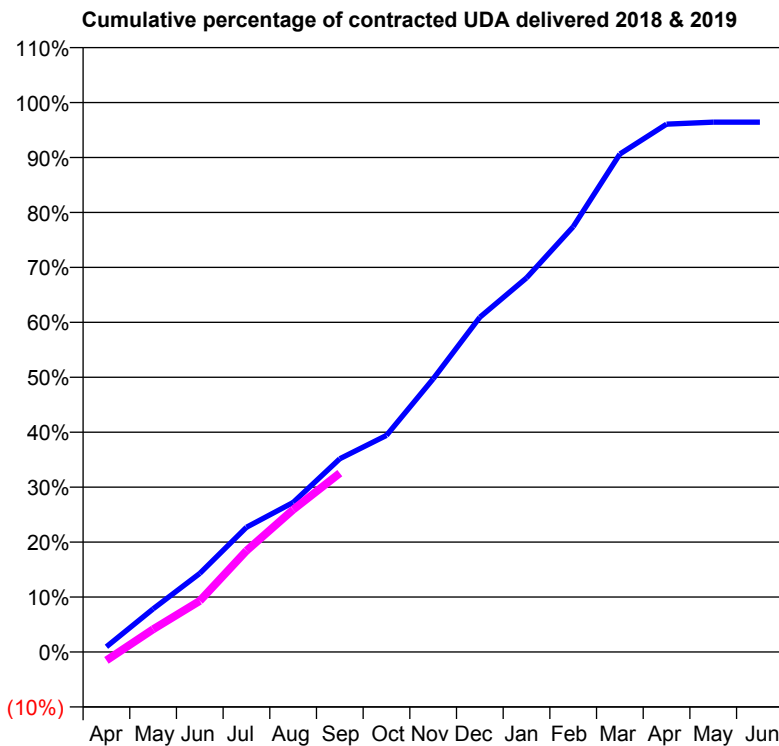
18/19 Contracted general activity (UDA)	7,085
Carry forward general activity (UDA)	253
18/19 Contracted orthodontic activity (UOA)	0
Carry forward orthodontic activity (UOA)	0
Baseline contract value	£193,920.37

ACCESS*

Patients seen in 24 months	Total	Change since previous quarter
Quarter ending September 2017	2,475	
Quarter ending December 2017	2,469	→
Quarter ending March 2018	2,485	→
Quarter ending June 2018	2,464	→
Quarter ending September 2018	2,467	→
Variance since September 2017	(0.3%)	→



ACTIVITY



Month	Adjusted Scheduled Activity (UDA)	
	2018	2019
April	68	-109
May	557	294
June	1,013	660
July	1,609	1,307
August	1,928	1,835
September	2,492	2,307
October	2,794	
November	3,521	
December	4,316	
January	4,824	
February	5,483	
March	6,421	
April	6,807	
May	6,832	
June	6,832	

QUALITY

	Quantity	Base Number	Contract	AT	Region	England
% of FP17s for the same patient ID Re-attending within 3 months - Children	42	341	12.3%	11.6%	12.2%	11.6%
% of FP17s for the same patient ID Re-attending within 3 months - Adults	138	972	14.2%	16.5%	15.8%	15.5%
% of FP17s for the same patient ID Re-attending between 3 & 9 months - Children	166	341	48.7%	58.4%	60.3%	58.8%
% of FP17s for the same patient ID Re-attending between 3 & 9 months - Adults	365	972	37.6%	52.0%	53.5%	51.1%
% of FP17s for Band 1 Urgent Courses	194	1,201	16.2%	9.8%	9.1%	9.0%
% of FP17s Relating to Free Repair or Replacements	6	1,201	0.5%	1.1%	1.0%	0.8%
% of FP17s Relating to Continuations	12	1,201	1.0%	1.2%	1.0%	0.9%
% of Patients satisfied with the dentistry they have received	4	4	N/A	93.5%	93.6%	93.3%
% of Patients satisfied with the time they had to wait for an appointment	4	4	N/A	93.1%	89.8%	88.9%

* This is based on patients treated on this contract for their most recent course of treatment. Figures in italics indicate the base number of FP17s or Patient Questionnaire responses are less than 100. N/A is shown where the base number of responses is less than 10 during the period. % is calculated as Quantity/Base number*100

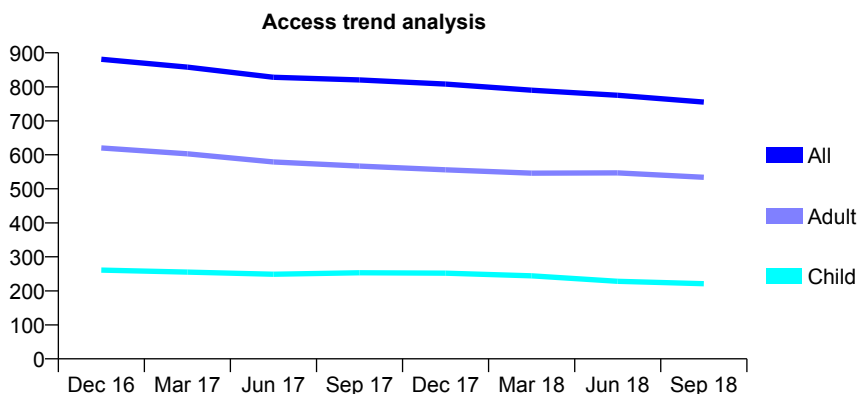
Q44 - Vital Signs At a Glance Contract Report for 340642/0001 - September 2018

Name or company name	MR M BADELI
Contract type name	PDS Contract
Purpose of contract	General
Contract start date	01/04/2006
Contract end date	31/03/2020

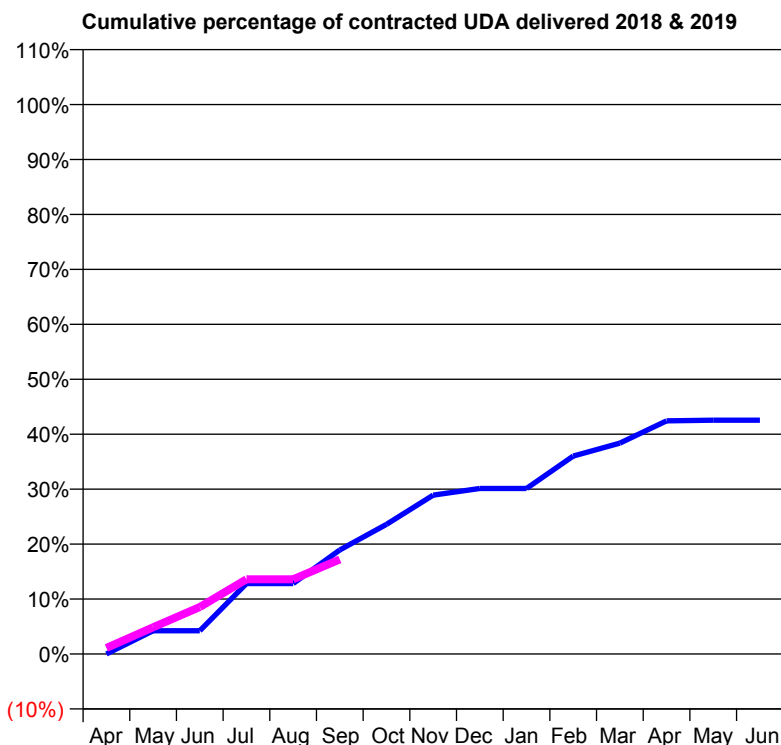
18/19 Contracted general activity (UDA)	4,500
Carry forward general activity (UDA)	0
18/19 Contracted orthodontic activity (UOA)	0
Carry forward orthodontic activity (UOA)	0
Baseline contract value	£108,102.04

ACCESS*

Patients seen in 24 months	Total	Change since previous quarter
Quarter ending September 2017	820	
Quarter ending December 2017	808	↓
Quarter ending March 2018	790	↓
Quarter ending June 2018	775	↓
Quarter ending September 2018	755	↓
Variance since September 2017	(7.9%)	↓



ACTIVITY



Month	Adjusted Scheduled Activity (UDA)	
	2018	2019
April	0	50
May	191	219
June	191	385
July	577	613
August	577	613
September	852	775
October	1,062	
November	1,301	
December	1,356	
January	1,356	
February	1,621	
March	1,727	
April	1,909	
May	1,915	
June	1,915	

QUALITY

	Quantity	Base Number	Contract	AT	Region	England
% of FP17s for the same patient ID Re-attending within 3 months - Children	12	118	10.2%	11.6%	12.2%	11.6%
% of FP17s for the same patient ID Re-attending within 3 months - Adults	50	308	16.2%	16.5%	15.8%	15.5%
% of FP17s for the same patient ID Re-attending between 3 & 9 months - Children	43	118	36.4%	58.4%	60.3%	58.8%
% of FP17s for the same patient ID Re-attending between 3 & 9 months - Adults	107	308	34.7%	52.0%	53.5%	51.1%
% of FP17s for Band 1 Urgent Courses	49	358	13.7%	9.8%	9.1%	9.0%
% of FP17s Relating to Free Repair or Replacements	1	358	0.3%	1.1%	1.0%	0.8%
% of FP17s Relating to Continuations	2	358	0.6%	1.2%	1.0%	0.9%
% of Patients satisfied with the dentistry they have received	1	1	N/A	93.5%	93.6%	93.3%
% of Patients satisfied with the time they had to wait for an appointment	1	1	N/A	93.1%	89.8%	88.9%

* This is based on patients treated on this contract for their most recent course of treatment. Figures in italics indicate the base number of FP17s or Patient Questionnaire responses are less than 100. N/A is shown where the base number of responses is less than 10 during the period. % is calculated as Quantity/Base number*100

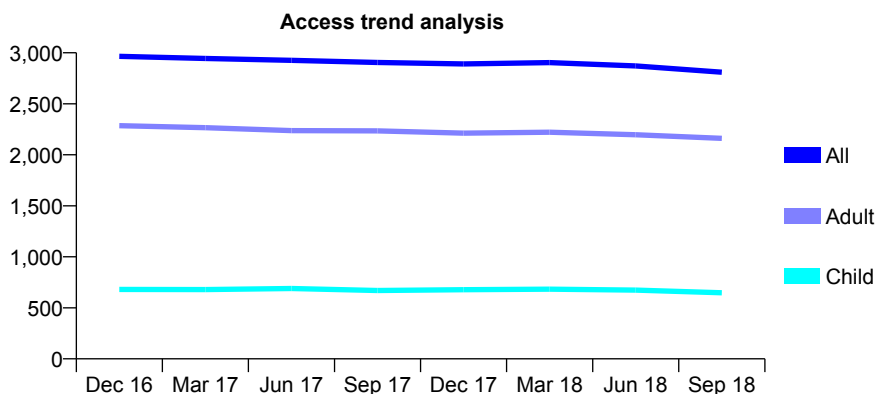
Q44 - Vital Signs At a Glance Contract Report for 398756/0001 - September 2018

Name or company name	The Woodlands Dental Practice
Contract type name	GDS Contract
Purpose of contract	General
Contract start date	01/04/2011
Contract end date	

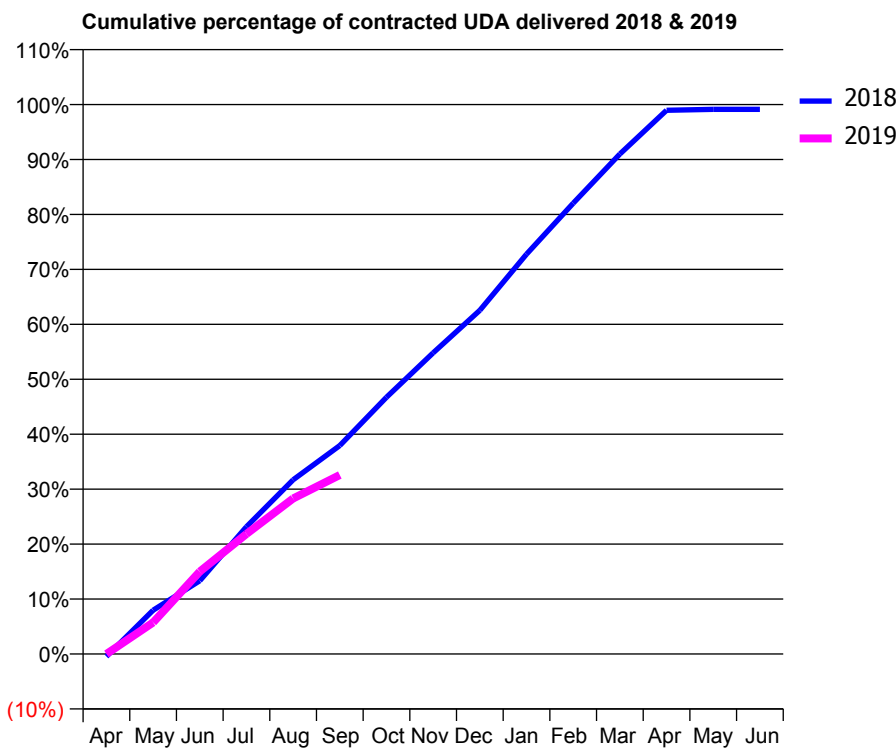
18/19 Contracted general activity (UDA)	9,318
Carry forward general activity (UDA)	0
18/19 Contracted orthodontic activity (UOA)	0
Carry forward orthodontic activity (UOA)	0
Baseline contract value	£232,517.78

ACCESS*

Patients seen in 24 months	Total	Change since previous quarter
Quarter ending September 2017	2,905	
Quarter ending December 2017	2,891	→
Quarter ending March 2018	2,904	→
Quarter ending June 2018	2,871	↓
Quarter ending September 2018	2,810	↓
Variance since September 2017	(3.3%)	↓



ACTIVITY



Month	Adjusted Scheduled Activity (UDA)	
	2018	2019
April	-44	0
May	744	535
June	1,242	1,399
July	2,159	2,036
August	2,954	2,639
September	3,536	3,036
October	4,354	
November	5,107	
December	5,828	
January	6,781	
February	7,644	
March	8,479	
April	9,220	
May	9,235	
June	9,235	

QUALITY

	Quantity	Base Number	Contract	AT	Region	England
% of FP17s for the same patient ID Re-attending within 3 months - Children	39	502	7.8%	11.6%	12.2%	11.6%
% of FP17s for the same patient ID Re-attending within 3 months - Adults	210	1,588	13.2%	16.5%	15.8%	15.5%
% of FP17s for the same patient ID Re-attending between 3 & 9 months - Children	351	502	69.9%	58.4%	60.3%	58.8%
% of FP17s for the same patient ID Re-attending between 3 & 9 months - Adults	1,093	1,588	68.8%	52.0%	53.5%	51.1%
% of FP17s for Band 1 Urgent Courses	85	1,747	4.9%	9.8%	9.1%	9.0%
% of FP17s Relating to Free Repair or Replacements	21	1,747	1.2%	1.1%	1.0%	0.8%
% of FP17s Relating to Continuations	15	1,747	0.9%	1.2%	1.0%	0.9%
% of Patients satisfied with the dentistry they have received	8	9	N/A	93.5%	93.6%	93.3%
% of Patients satisfied with the time they had to wait for an appointment	9	9	N/A	93.1%	89.8%	88.9%

* This is based on patients treated on this contract for their most recent course of treatment. Figures in italics indicate the base number of FP17s or Patient Questionnaire responses are less than 100. N/A is shown where the base number of responses is less than 10 during the period. % is calculated as Quantity/Base number*100

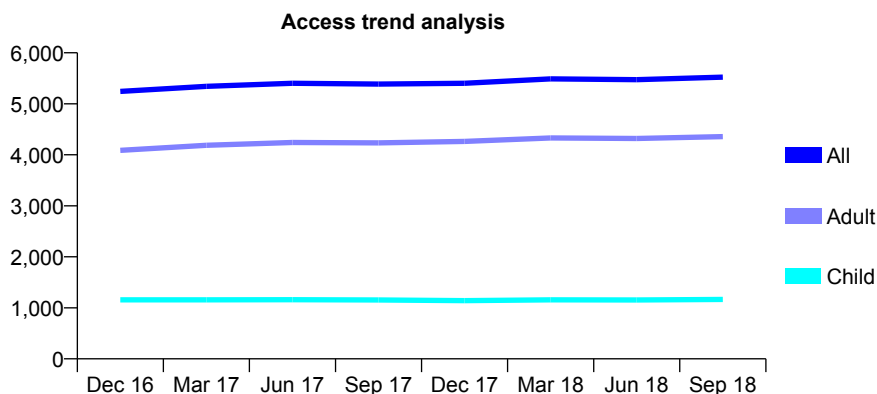
Q44 - Vital Signs At a Glance Contract Report for 566632/0001 - September 2018

Name or company name	Guilden Sutton Dental Practice
Contract type name	GDS Contract
Purpose of contract	General
Contract start date	01/04/2006
Contract end date	

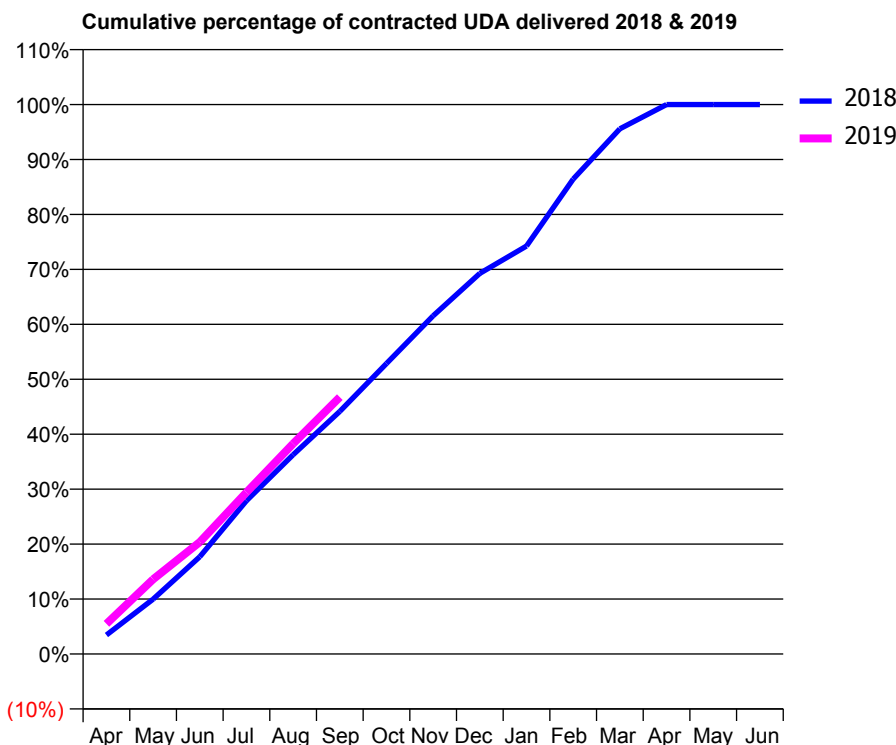
18/19 Contracted general activity (UDA)	15,500
Carry forward general activity (UDA)	0
18/19 Contracted orthodontic activity (UOA)	0
Carry forward orthodontic activity (UOA)	0
Baseline contract value	£390,834.52

ACCESS*

Patients seen in 24 months	Total	Change since previous quarter
Quarter ending September 2017	5,386	
Quarter ending December 2017	5,402	→
Quarter ending March 2018	5,488	→
Quarter ending June 2018	5,474	→
Quarter ending September 2018	5,522	→
Variance since September 2017	2.5%	↑



ACTIVITY



Month	Adjusted Scheduled Activity (UDA)	
	2018	2019
April	542	851
May	1,560	2,107
June	2,766	3,158
July	4,357	4,559
August	5,666	5,932
September	6,896	7,247
October	8,255	
November	9,614	
December	10,820	
January	11,594	
February	13,497	
March	14,926	
April	15,616	
May	15,617	
June	15,619	

QUALITY

	Quantity	Base Number	Contract	AT	Region	England
% of FP17s for the same patient ID Re-attending within 3 months - Children	102	1,015	10.0%	11.6%	12.2%	11.6%
% of FP17s for the same patient ID Re-attending within 3 months - Adults	716	3,512	20.4%	16.5%	15.8%	15.5%
% of FP17s for the same patient ID Re-attending between 3 & 9 months - Children	664	1,015	65.4%	58.4%	60.3%	58.8%
% of FP17s for the same patient ID Re-attending between 3 & 9 months - Adults	1,987	3,512	56.6%	52.0%	53.5%	51.1%
% of FP17s for Band 1 Urgent Courses	429	4,175	10.3%	9.8%	9.1%	9.0%
% of FP17s Relating to Free Repair or Replacements	76	4,175	1.8%	1.1%	1.0%	0.8%
% of FP17s Relating to Continuations	40	4,175	1.0%	1.2%	1.0%	0.9%
% of Patients satisfied with the dentistry they have received	4	4	N/A	93.5%	93.6%	93.3%
% of Patients satisfied with the time they had to wait for an appointment	4	4	N/A	93.1%	89.8%	88.9%

* This is based on patients treated on this contract for their most recent course of treatment. Figures in italics indicate the base number of FP17s or Patient Questionnaire responses are less than 100. N/A is shown where the base number of responses is less than 10 during the period. % is calculated as Quantity/Base number*100

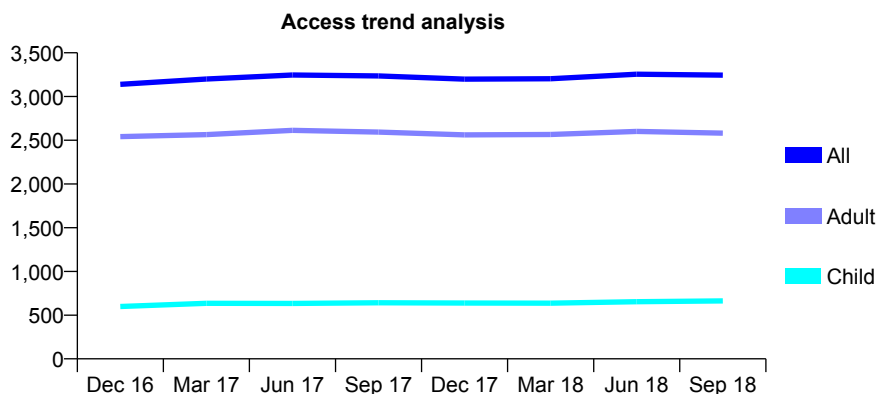
Q44 - Vital Signs At a Glance Contract Report for 569208/0001 - September 2018

Name or company name	Heathfield Dental Practice
Contract type name	GDS Contract
Purpose of contract	General
Contract start date	01/04/2006
Contract end date	

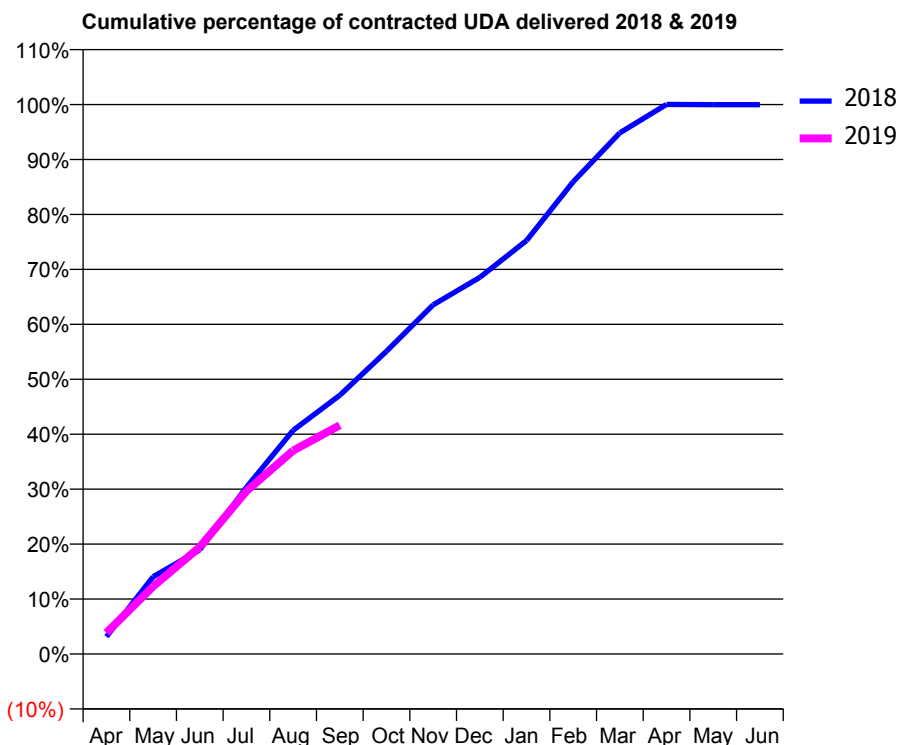
18/19 Contracted general activity (UDA)	8,738
Carry forward general activity (UDA)	2
18/19 Contracted orthodontic activity (UOA)	0
Carry forward orthodontic activity (UOA)	0
Baseline contract value	£239,654.36

ACCESS*

Patients seen in 24 months	Total	Change since previous quarter
Quarter ending September 2017	3,235	
Quarter ending December 2017	3,199	↓
Quarter ending March 2018	3,203	→
Quarter ending June 2018	3,255	→
Quarter ending September 2018	3,244	→
Variance since September 2017	0.3%	→



ACTIVITY



Month	Adjusted Scheduled Activity (UDA)	
	2018	2019
April	276	337
May	1,228	1,074
June	1,658	1,702
July	2,651	2,590
August	3,558	3,234
September	4,115	3,639
October	4,815	
November	5,552	
December	5,990	
January	6,574	
February	7,510	
March	8,288	
April	8,739	
May	8,736	
June	8,736	

QUALITY

	Quantity	Base Number	Contract	AT	Region	England
% of FP17s for the same patient ID Re-attending within 3 months - Children	30	490	6.1%	11.6%	12.2%	11.6%
% of FP17s for the same patient ID Re-attending within 3 months - Adults	327	1,811	18.1%	16.5%	15.8%	15.5%
% of FP17s for the same patient ID Re-attending between 3 & 9 months - Children	271	490	55.3%	58.4%	60.3%	58.8%
% of FP17s for the same patient ID Re-attending between 3 & 9 months - Adults	901	1,811	49.8%	52.0%	53.5%	51.1%
% of FP17s for Band 1 Urgent Courses	233	2,065	11.3%	9.8%	9.1%	9.0%
% of FP17s Relating to Free Repair or Replacements	28	2,065	1.4%	1.1%	1.0%	0.8%
% of FP17s Relating to Continuations	10	2,065	0.5%	1.2%	1.0%	0.9%
% of Patients satisfied with the dentistry they have received	2	3	N/A	93.5%	93.6%	93.3%
% of Patients satisfied with the time they had to wait for an appointment	3	3	N/A	93.1%	89.8%	88.9%

* This is based on patients treated on this contract for their most recent course of treatment. Figures in italics indicate the base number of FP17s or Patient Questionnaire responses are less than 100. N/A is shown where the base number of responses is less than 10 during the period. % is calculated as Quantity/Base number*100

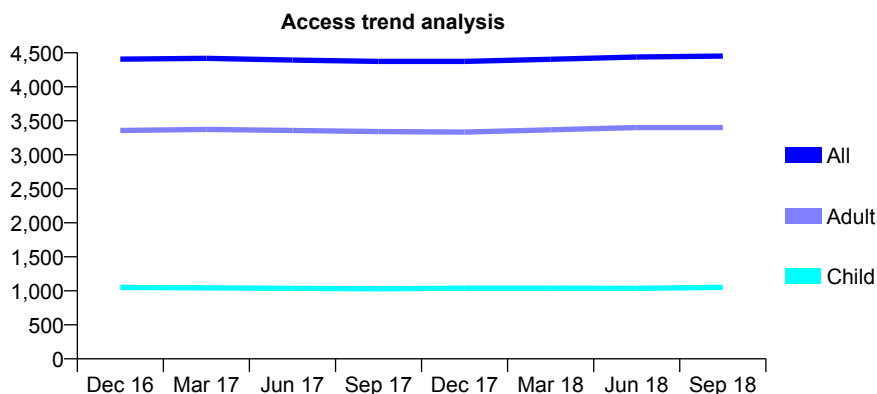
Q44 - Vital Signs At a Glance Contract Report for 638560/0001 - September 2018

Name or company name	MISS J FINN
Contract type name	GDS Contract
Purpose of contract	General
Contract start date	01/04/2006
Contract end date	

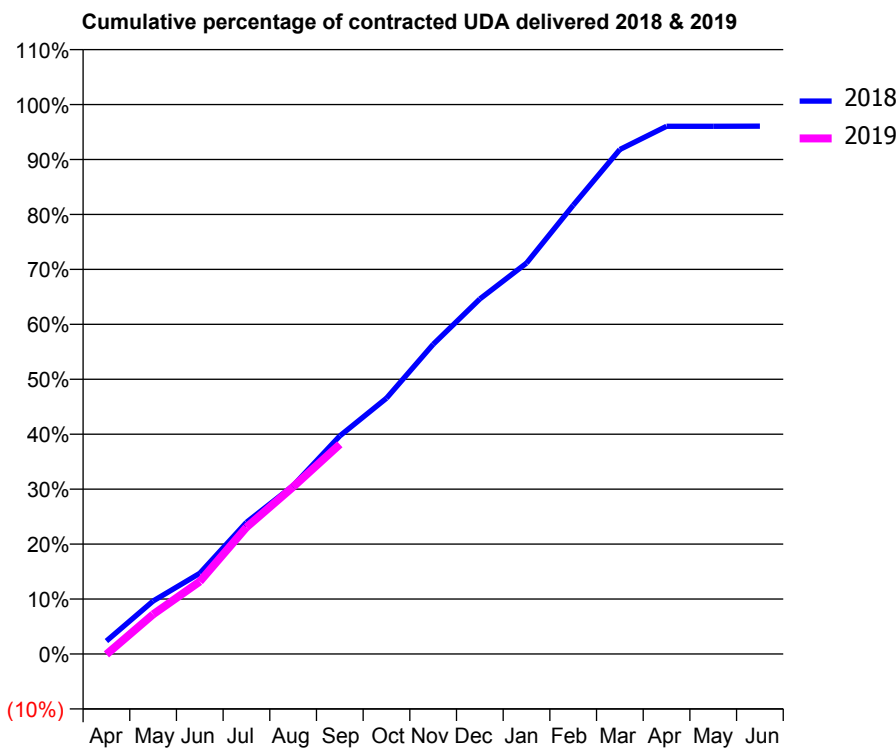
18/19 Contracted general activity (UDA)	14,350
Carry forward general activity (UDA)	563
18/19 Contracted orthodontic activity (UOA)	0
Carry forward orthodontic activity (UOA)	0
Baseline contract value	£405,441.92

ACCESS*

Patients seen in 24 months	Total	Change since previous quarter
Quarter ending September 2017	4,373	
Quarter ending December 2017	4,374	→
Quarter ending March 2018	4,405	→
Quarter ending June 2018	4,438	→
Quarter ending September 2018	4,452	→
Variance since September 2017	1.8%	→



ACTIVITY



Month	Adjusted Scheduled Activity (UDA)	
	2018	2019
April	339	-12
May	1,386	1,036
June	2,107	1,893
July	3,439	3,309
August	4,395	4,366
September	5,696	5,477
October	6,680	
November	8,088	
December	9,272	
January	10,207	
February	11,719	
March	13,174	
April	13,782	
May	13,780	
June	13,786	

QUALITY

	Quantity	Base Number	Contract	AT	Region	England
% of FP17s for the same patient ID Re-attending within 3 months - Children	83	937	8.9%	11.6%	12.2%	11.6%
% of FP17s for the same patient ID Re-attending within 3 months - Adults	414	2,712	15.3%	16.5%	15.8%	15.5%
% of FP17s for the same patient ID Re-attending between 3 & 9 months - Children	644	937	68.7%	58.4%	60.3%	58.8%
% of FP17s for the same patient ID Re-attending between 3 & 9 months - Adults	1,504	2,712	55.5%	52.0%	53.5%	51.1%
% of FP17s for Band 1 Urgent Courses	341	3,405	10.0%	9.8%	9.1%	9.0%
% of FP17s Relating to Free Repair or Replacements	36	3,405	1.1%	1.1%	1.0%	0.8%
% of FP17s Relating to Continuations	17	3,405	0.5%	1.2%	1.0%	0.9%
% of Patients satisfied with the dentistry they have received	10	10	100.0%	93.5%	93.6%	93.3%
% of Patients satisfied with the time they had to wait for an appointment	10	10	100.0%	93.1%	89.8%	88.9%

* This is based on patients treated on this contract for their most recent course of treatment. Figures in italics indicate the base number of FP17s or Patient Questionnaire responses are less than 100. N/A is shown where the base number of responses is less than 10 during the period. % is calculated as Quantity/Base number*100

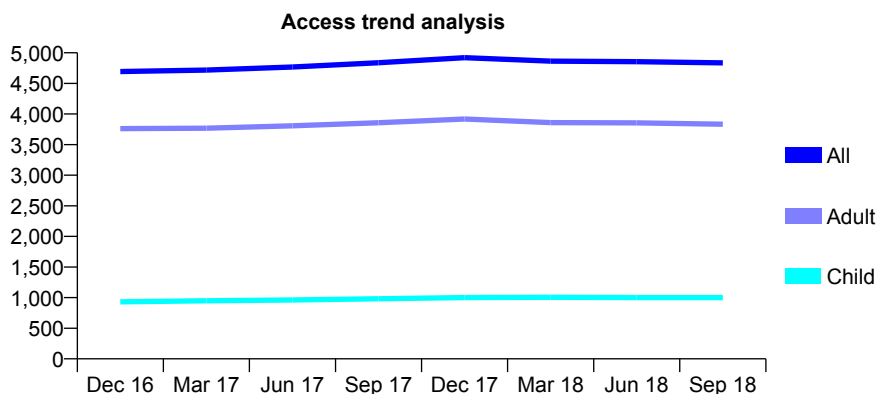
Q44 - Vital Signs At a Glance Contract Report for 649139/0001 - September 2018

Name or company name	MR BS PHIPPS
Contract type name	GDS Contract
Purpose of contract	General
Contract start date	01/04/2006
Contract end date	

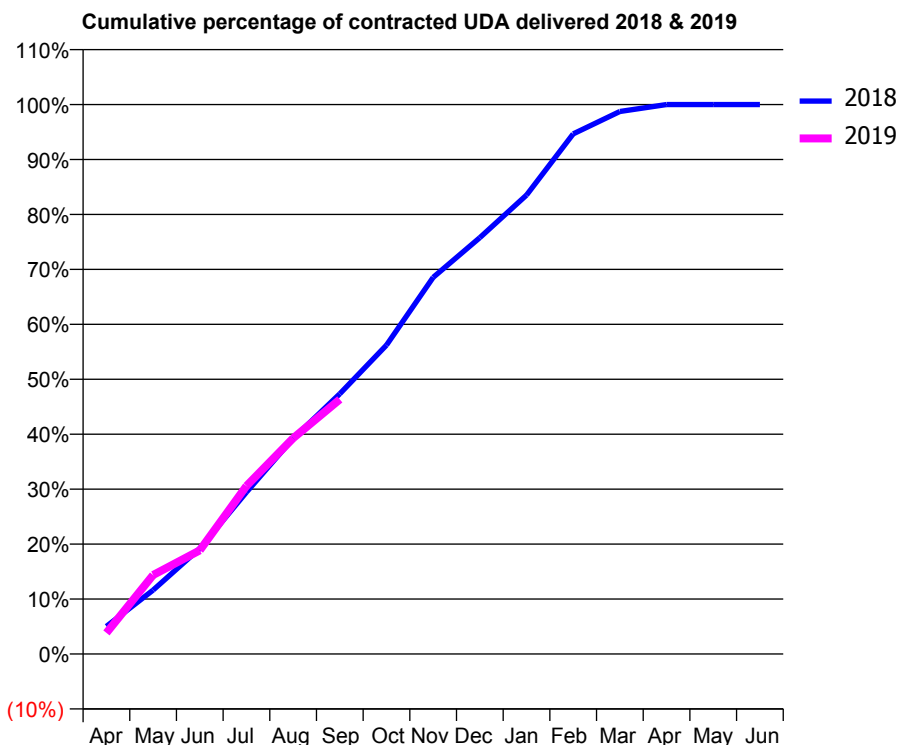
18/19 Contracted general activity (UDA)	12,870
Carry forward general activity (UDA)	0
18/19 Contracted orthodontic activity (UOA)	0
Carry forward orthodontic activity (UOA)	0
Baseline contract value	£389,998.12

ACCESS*

Patients seen in 24 months	Total	Change since previous quarter
Quarter ending September 2017	4,838	
Quarter ending December 2017	4,920	→
Quarter ending March 2018	4,864	↓
Quarter ending June 2018	4,855	→
Quarter ending September 2018	4,835	→
Variance since September 2017	(0.1%)	→



ACTIVITY



Month	Adjusted Scheduled Activity (UDA)	
	2018	2019
April	661	496
May	1,527	1,849
June	2,519	2,428
July	3,864	3,936
August	5,146	5,056
September	6,213	5,965
October	7,376	
November	8,995	
December	9,942	
January	10,960	
February	12,421	
March	12,956	
April	13,122	
May	13,122	
June	13,122	

QUALITY

	Quantity	Base Number	Contract	AT	Region	England
% of FP17s for the same patient ID Re-attending within 3 months - Children	41	709	5.8%	11.6%	12.2%	11.6%
% of FP17s for the same patient ID Re-attending within 3 months - Adults	422	2,445	17.3%	16.5%	15.8%	15.5%
% of FP17s for the same patient ID Re-attending between 3 & 9 months - Children	380	709	53.6%	58.4%	60.3%	58.8%
% of FP17s for the same patient ID Re-attending between 3 & 9 months - Adults	1,044	2,445	42.7%	52.0%	53.5%	51.1%
% of FP17s for Band 1 Urgent Courses	268	3,082	8.7%	9.8%	9.1%	9.0%
% of FP17s Relating to Free Repair or Replacements	36	3,082	1.2%	1.1%	1.0%	0.8%
% of FP17s Relating to Continuations	66	3,082	2.1%	1.2%	1.0%	0.9%
% of Patients satisfied with the dentistry they have received	7	7	N/A	93.5%	93.6%	93.3%
% of Patients satisfied with the time they had to wait for an appointment	5	7	N/A	93.1%	89.8%	88.9%

* This is based on patients treated on this contract for their most recent course of treatment. Figures in italics indicate the base number of FP17s or Patient Questionnaire responses are less than 100. N/A is shown where the base number of responses is less than 10 during the period. % is calculated as Quantity/Base number*100

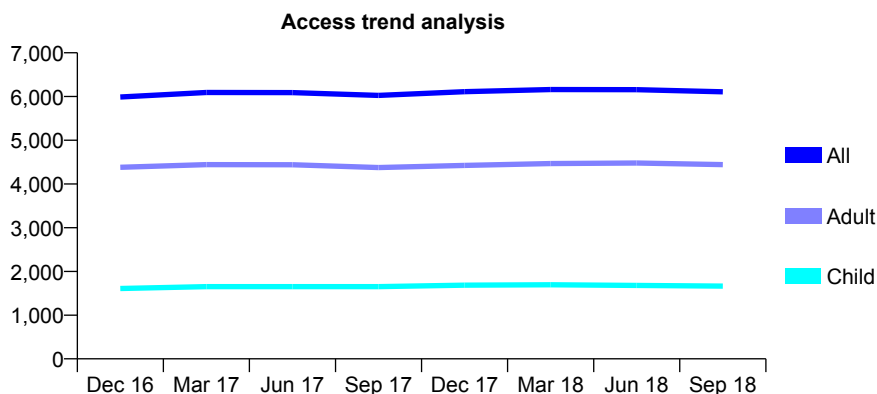
Q44 - Vital Signs At a Glance Contract Report for 649899/0001 - September 2018

Name or company name	MR SW HUGHES
Contract type name	GDS Contract
Purpose of contract	General
Contract start date	01/04/2006
Contract end date	

18/19 Contracted general activity (UDA)	18,100
Carry forward general activity (UDA)	162
18/19 Contracted orthodontic activity (UOA)	0
Carry forward orthodontic activity (UOA)	0
Baseline contract value	£527,785.88

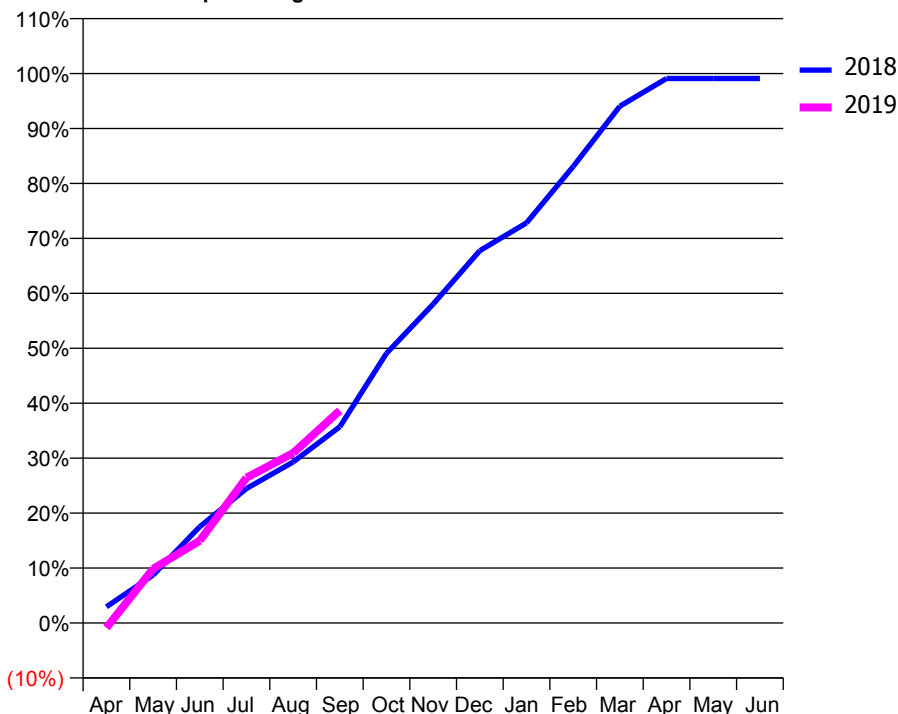
ACCESS*

Patients seen in 24 months	Total	Change since previous quarter
Quarter ending September 2017	6,026	
Quarter ending December 2017	6,111	→
Quarter ending March 2018	6,161	→
Quarter ending June 2018	6,156	→
Quarter ending September 2018	6,107	→
Variance since September 2017	1.3%	→



ACTIVITY

Cumulative percentage of contracted UDA delivered 2018 & 2019



Adjusted Scheduled Activity (UDA)

Month	2018	2019
April	535	-162
May	1,579	1,784
June	3,171	2,712
July	4,431	4,787
August	5,304	5,598
September	6,463	6,997
October	8,884	
November	10,503	
December	12,264	
January	13,179	
February	15,038	
March	17,022	
April	17,936	
May	17,938	
June	17,938	

QUALITY

	Quantity	Base Number	Contract	AT	Region	England
% of FP17s for the same patient ID Re-attending within 3 months - Children	80	1,117	7.2%	11.6%	12.2%	11.6%
% of FP17s for the same patient ID Re-attending within 3 months - Adults	221	2,531	8.7%	16.5%	15.8%	15.5%
% of FP17s for the same patient ID Re-attending between 3 & 9 months - Children	638	1,117	57.1%	58.4%	60.3%	58.8%
% of FP17s for the same patient ID Re-attending between 3 & 9 months - Adults	1,401	2,531	55.4%	52.0%	53.5%	51.1%
% of FP17s for Band 1 Urgent Courses	137	3,292	4.2%	9.8%	9.1%	9.0%
% of FP17s Relating to Free Repair or Replacements	35	3,292	1.1%	1.1%	1.0%	0.8%
% of FP17s Relating to Continuations	21	3,292	0.6%	1.2%	1.0%	0.9%
% of Patients satisfied with the dentistry they have received	3	4	N/A	93.5%	93.6%	93.3%
% of Patients satisfied with the time they had to wait for an appointment	3	4	N/A	93.1%	89.8%	88.9%

* This is based on patients treated on this contract for their most recent course of treatment. Figures in italics indicate the base number of FP17s or Patient Questionnaire responses are less than 100. N/A is shown where the base number of responses is less than 10 during the period. % is calculated as Quantity/Base number*100

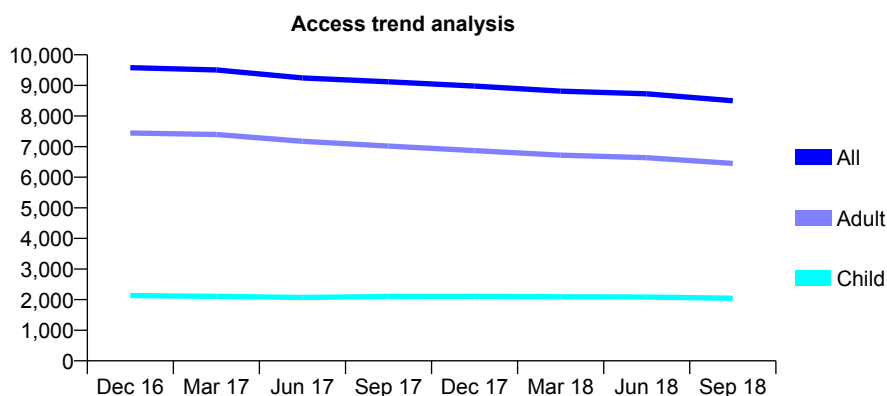
Q44 - Vital Signs At a Glance Contract Report for 654248/0001 - September 2018

Name or company name	MR S HUSSAIN
Contract type name	GDS Contract
Purpose of contract	General
Contract start date	01/04/2006
Contract end date	

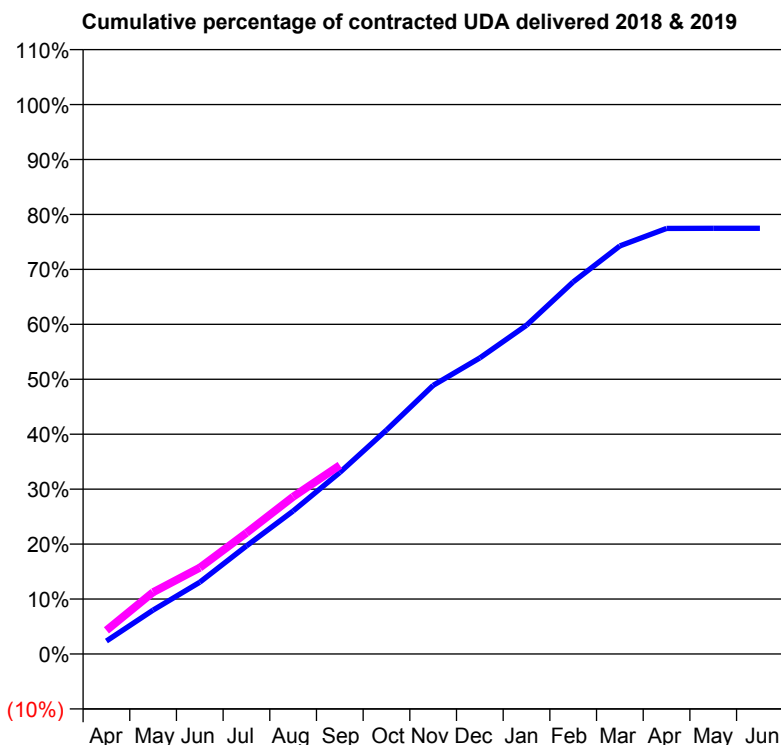
18/19 Contracted general activity (UDA)	35,894
Carry forward general activity (UDA)	0
18/19 Contracted orthodontic activity (UOA)	0
Carry forward orthodontic activity (UOA)	0
Baseline contract value	£1,041,176.43

ACCESS*

Patients seen in 24 months	Total	Change since previous quarter
Quarter ending September 2017	9,118	
Quarter ending December 2017	8,977	↓
Quarter ending March 2018	8,812	↓
Quarter ending June 2018	8,724	→
Quarter ending September 2018	8,498	↓
Variance since September 2017	(6.8%)	↓



ACTIVITY



Adjusted Scheduled Activity (UDA)		
Month	2018	2019
April	846	1,544
May	2,871	4,033
June	4,688	5,638
July	7,063	7,911
August	9,340	10,274
September	11,858	12,327
October	14,628	
November	17,551	
December	19,345	
January	21,480	
February	24,305	
March	26,656	
April	27,796	
May	27,811	
June	27,811	

QUALITY

	Quantity	Base Number	Contract	AT	Region	England
% of FP17s for the same patient ID Re-attending within 3 months - Children	119	1,299	9.2%	11.6%	12.2%	11.6%
% of FP17s for the same patient ID Re-attending within 3 months - Adults	572	3,727	15.3%	16.5%	15.8%	15.5%
% of FP17s for the same patient ID Re-attending between 3 & 9 months - Children	620	1,299	47.7%	58.4%	60.3%	58.8%
% of FP17s for the same patient ID Re-attending between 3 & 9 months - Adults	1,583	3,727	42.5%	52.0%	53.5%	51.1%
% of FP17s for Band 1 Urgent Courses	549	4,632	11.9%	9.8%	9.1%	9.0%
% of FP17s Relating to Free Repair or Replacements	32	4,632	0.7%	1.1%	1.0%	0.8%
% of FP17s Relating to Continuations	81	4,632	1.7%	1.2%	1.0%	0.9%
% of Patients satisfied with the dentistry they have received	6	6	N/A	93.5%	93.6%	93.3%
% of Patients satisfied with the time they had to wait for an appointment	4	6	N/A	93.1%	89.8%	88.9%

* This is based on patients treated on this contract for their most recent course of treatment. Figures in italics indicate the base number of FP17s or Patient Questionnaire responses are less than 100. N/A is shown where the base number of responses is less than 10 during the period. % is calculated as Quantity/Base number*100

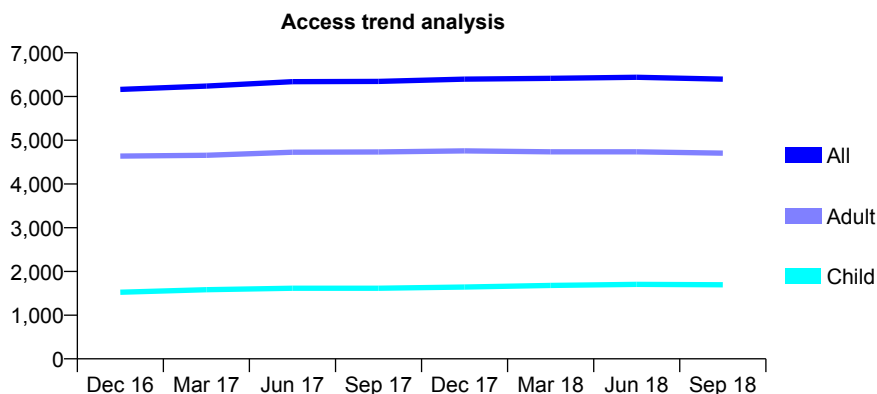
Q44 - Vital Signs At a Glance Contract Report for 661899/0001 - September 2018

Name or company name	MRS A SIMPKINS
Contract type name	GDS Contract
Purpose of contract	General
Contract start date	01/04/2006
Contract end date	

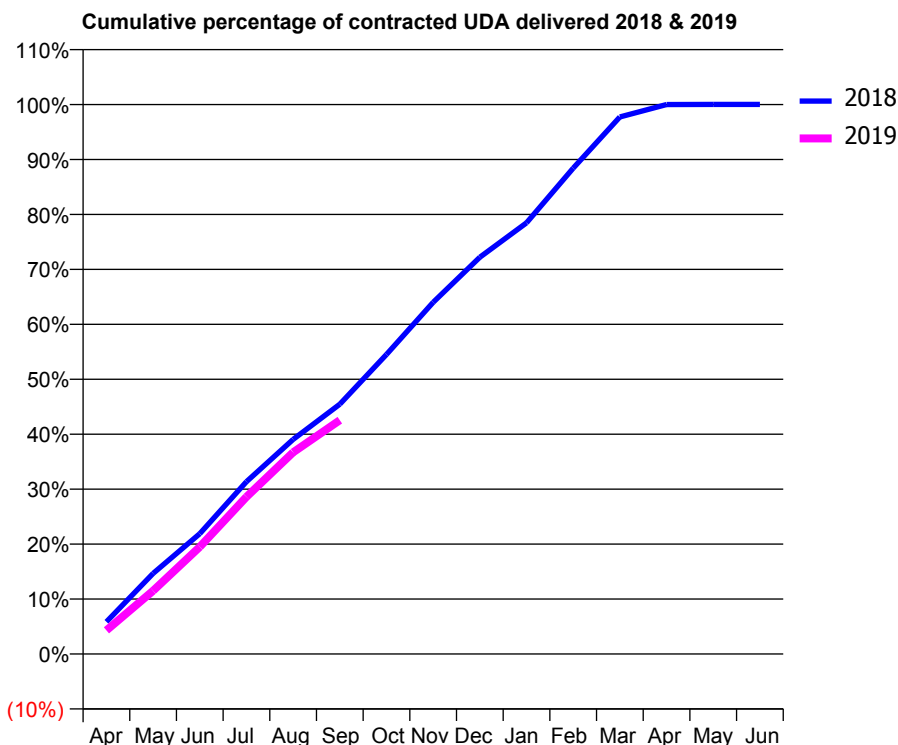
18/19 Contracted general activity (UDA)	15,000
Carry forward general activity (UDA)	0
18/19 Contracted orthodontic activity (UOA)	0
Carry forward orthodontic activity (UOA)	0
Baseline contract value	£381,455.18

ACCESS*

Patients seen in 24 months	Total	Change since previous quarter
Quarter ending September 2017	6,347	
Quarter ending December 2017	6,399	→
Quarter ending March 2018	6,415	→
Quarter ending June 2018	6,441	→
Quarter ending September 2018	6,398	→
Variance since September 2017	0.8%	→



ACTIVITY



Month	Adjusted Scheduled Activity (UDA)	
	2018	2019
April	896	646
May	2,245	1,728
June	3,352	2,926
July	4,799	4,289
August	5,977	5,504
September	6,957	6,381
October	8,340	
November	9,793	
December	11,049	
January	12,006	
February	13,526	
March	14,953	
April	15,300	
May	15,303	
June	15,303	

QUALITY

	Quantity	Base Number	Contract	AT	Region	England
% of FP17s for the same patient ID Re-attending within 3 months - Children	31	939	3.3%	11.6%	12.2%	11.6%
% of FP17s for the same patient ID Re-attending within 3 months - Adults	243	2,688	9.0%	16.5%	15.8%	15.5%
% of FP17s for the same patient ID Re-attending between 3 & 9 months - Children	386	939	41.1%	58.4%	60.3%	58.8%
% of FP17s for the same patient ID Re-attending between 3 & 9 months - Adults	1,282	2,688	47.7%	52.0%	53.5%	51.1%
% of FP17s for Band 1 Urgent Courses	105	3,411	3.1%	9.8%	9.1%	9.0%
% of FP17s Relating to Free Repair or Replacements	28	3,411	0.8%	1.1%	1.0%	0.8%
% of FP17s Relating to Continuations	55	3,411	1.6%	1.2%	1.0%	0.9%
% of Patients satisfied with the dentistry they have received	5	5	N/A	93.5%	93.6%	93.3%
% of Patients satisfied with the time they had to wait for an appointment	5	5	N/A	93.1%	89.8%	88.9%

* This is based on patients treated on this contract for their most recent course of treatment. Figures in italics indicate the base number of FP17s or Patient Questionnaire responses are less than 100. N/A is shown where the base number of responses is less than 10 during the period. % is calculated as Quantity/Base number*100

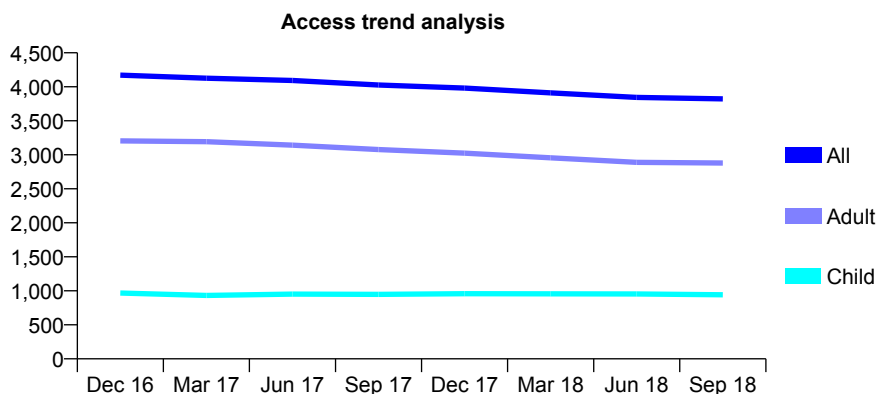
Q44 - Vital Signs At a Glance Contract Report for 674281/0001 - September 2018

Name or company name	MR P MOTTRAM
Contract type name	GDS Contract
Purpose of contract	General
Contract start date	22/05/2006
Contract end date	

18/19 Contracted general activity (UDA)	7,500
Carry forward general activity (UDA)	124
18/19 Contracted orthodontic activity (UOA)	0
Carry forward orthodontic activity (UOA)	0
Baseline contract value	£195,661.09

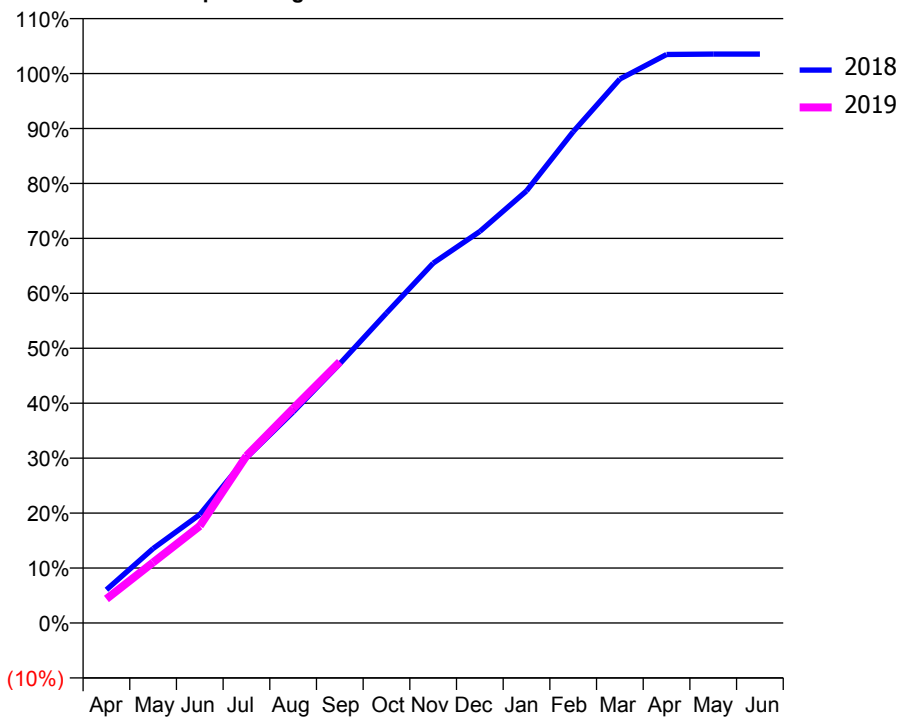
ACCESS*

Patients seen in 24 months	Total	Change since previous quarter
Quarter ending September 2017	4,027	
Quarter ending December 2017	3,981	↓
Quarter ending March 2018	3,911	↓
Quarter ending June 2018	3,844	↓
Quarter ending September 2018	3,822	→
Variance since September 2017	(5.1%)	↓



ACTIVITY

Cumulative percentage of contracted UDA delivered 2018 & 2019



Month	Adjusted Scheduled Activity (UDA)	
	2018	2019
April	454	329
May	1,017	828
June	1,480	1,325
July	2,257	2,281
August	2,881	2,927
September	3,538	3,565
October	4,231	
November	4,911	
December	5,344	
January	5,898	
February	6,706	
March	7,425	
April	7,760	
May	7,765	
June	7,765	

QUALITY

	Quantity	Base Number	Contract	AT	Region	England
% of FP17s for the same patient ID Re-attending within 3 months - Children	37	777	4.8%	11.6%	12.2%	11.6%
% of FP17s for the same patient ID Re-attending within 3 months - Adults	290	2,159	13.4%	16.5%	15.8%	15.5%
% of FP17s for the same patient ID Re-attending between 3 & 9 months - Children	519	777	66.8%	58.4%	60.3%	58.8%
% of FP17s for the same patient ID Re-attending between 3 & 9 months - Adults	1,172	2,159	54.3%	52.0%	53.5%	51.1%
% of FP17s for Band 1 Urgent Courses	200	2,329	8.6%	9.8%	9.1%	9.0%
% of FP17s Relating to Free Repair or Replacements	9	2,329	0.4%	1.1%	1.0%	0.8%
% of FP17s Relating to Continuations	23	2,329	1.0%	1.2%	1.0%	0.9%
% of Patients satisfied with the dentistry they have received	8	8	N/A	93.5%	93.6%	93.3%
% of Patients satisfied with the time they had to wait for an appointment	8	8	N/A	93.1%	89.8%	88.9%

* This is based on patients treated on this contract for their most recent course of treatment. Figures in italics indicate the base number of FP17s or Patient Questionnaire responses are less than 100. N/A is shown where the base number of responses is less than 10 during the period. % is calculated as Quantity/Base number*100

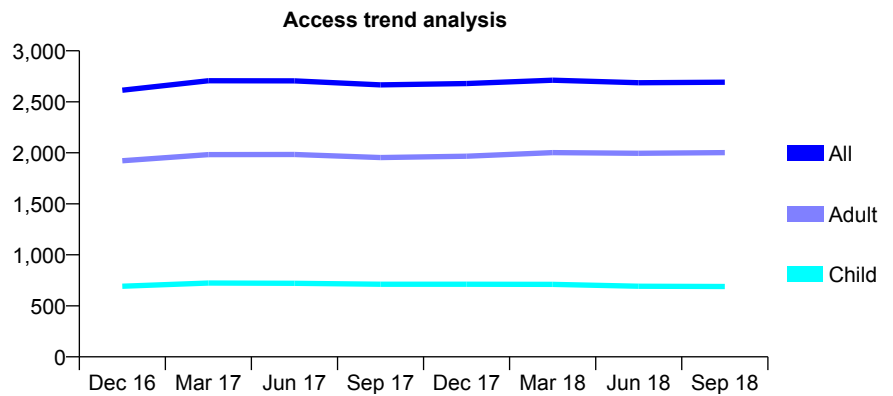
Q44 - Vital Signs At a Glance Contract Report for 674346/0001 - September 2018

Name or company name	MISS SE HAWORTH
Contract type name	PDS Contract
Purpose of contract	General
Contract start date	01/04/2006
Contract end date	31/03/2021

18/19 Contracted general activity (UDA)	8,909
Carry forward general activity (UDA)	143
18/19 Contracted orthodontic activity (UOA)	0
Carry forward orthodontic activity (UOA)	0
Baseline contract value	£254,967.22

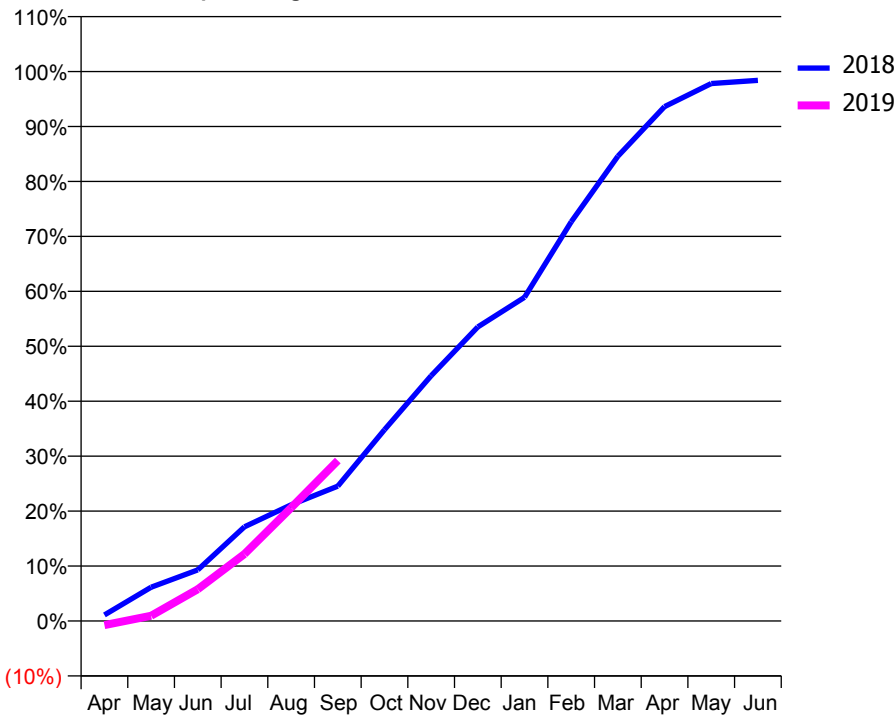
ACCESS*

Patients seen in 24 months	Total	Change since previous quarter
Quarter ending September 2017	2,666	
Quarter ending December 2017	2,679	→
Quarter ending March 2018	2,712	→
Quarter ending June 2018	2,687	→
Quarter ending September 2018	2,692	→
Variance since September 2017	1.0%	→



ACTIVITY

Cumulative percentage of contracted UDA delivered 2018 & 2019



Month	Adjusted Scheduled Activity (UDA)	
	2018	2019
April	98	-69
May	548	86
June	829	515
July	1,528	1,086
August	1,883	1,836
September	2,187	2,601
October	3,101	
November	3,976	
December	4,768	
January	5,248	
February	6,473	
March	7,536	
April	8,340	
May	8,713	
June	8,765	

QUALITY

	Quantity	Base Number	Contract	AT	Region	England
% of FP17s for the same patient ID Re-attending within 3 months - Children	62	525	11.8%	11.6%	12.2%	11.6%
% of FP17s for the same patient ID Re-attending within 3 months - Adults	135	1,001	13.5%	16.5%	15.8%	15.5%
% of FP17s for the same patient ID Re-attending between 3 & 9 months - Children	310	525	59.0%	58.4%	60.3%	58.8%
% of FP17s for the same patient ID Re-attending between 3 & 9 months - Adults	333	1,001	33.3%	52.0%	53.5%	51.1%
% of FP17s for Band 1 Urgent Courses	116	1,216	9.5%	9.8%	9.1%	9.0%
% of FP17s Relating to Free Repair or Replacements	6	1,216	0.5%	1.1%	1.0%	0.8%
% of FP17s Relating to Continuations	10	1,216	0.8%	1.2%	1.0%	0.9%
% of Patients satisfied with the dentistry they have received	3	3	N/A	93.5%	93.6%	93.3%
% of Patients satisfied with the time they had to wait for an appointment	3	3	N/A	93.1%	89.8%	88.9%

* This is based on patients treated on this contract for their most recent course of treatment. Figures in italics indicate the base number of FP17s or Patient Questionnaire responses are less than 100. N/A is shown where the base number of responses is less than 10 during the period. % is calculated as Quantity/Base number*100

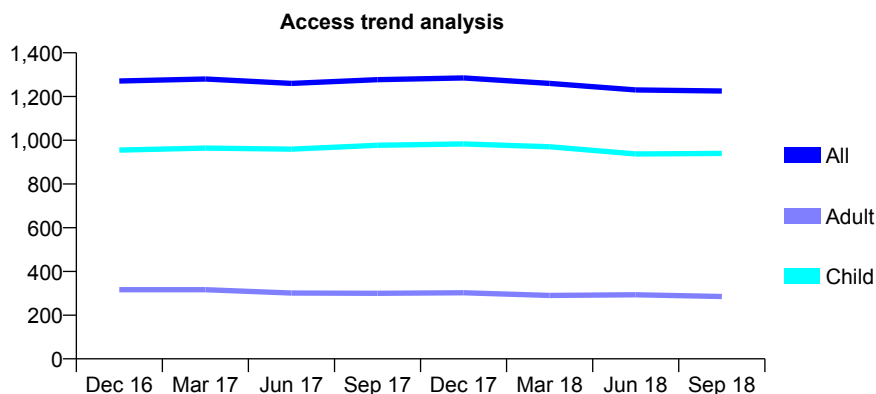
Q44 - Vital Signs At a Glance Contract Report for 676357/0001 - September 2018

Name or company name	MR JD FLEMING
Contract type name	GDS Contract
Purpose of contract	General
Contract start date	01/07/2013
Contract end date	

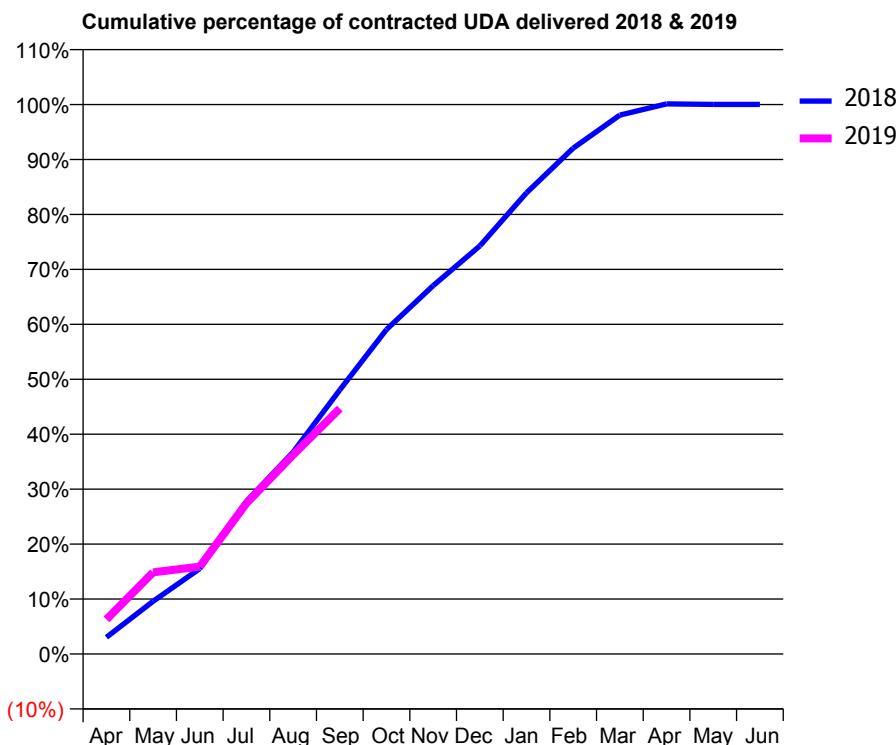
18/19 Contracted general activity (UDA)	3,077
Carry forward general activity (UDA)	0
18/19 Contracted orthodontic activity (UOA)	0
Carry forward orthodontic activity (UOA)	0
Baseline contract value	£112,335.29

ACCESS*

Patients seen in 24 months	Total	Change since previous quarter
Quarter ending September 2017	1,277	
Quarter ending December 2017	1,285	→
Quarter ending March 2018	1,260	↓
Quarter ending June 2018	1,230	↓
Quarter ending September 2018	1,225	→
Variance since September 2017	(4.1%)	↓



ACTIVITY



Month	Adjusted Scheduled Activity (UDA)	
	2018	2019
April	94	193
May	296	458
June	480	490
July	858	844
August	1,135	1,115
September	1,485	1,374
October	1,824	
November	2,071	
December	2,294	
January	2,593	
February	2,844	
March	3,029	
April	3,093	
May	3,090	
June	3,090	

QUALITY

	Quantity	Base Number	Contract	AT	Region	England
% of FP17s for the same patient ID Re-attending within 3 months - Children	93	867	10.7%	11.6%	12.2%	11.6%
% of FP17s for the same patient ID Re-attending within 3 months - Adults	15	154	9.7%	16.5%	15.8%	15.5%
% of FP17s for the same patient ID Re-attending between 3 & 9 months - Children	634	867	73.1%	58.4%	60.3%	58.8%
% of FP17s for the same patient ID Re-attending between 3 & 9 months - Adults	99	154	64.3%	52.0%	53.5%	51.1%
% of FP17s for Band 1 Urgent Courses	21	978	2.1%	9.8%	9.1%	9.0%
% of FP17s Relating to Free Repair or Replacements	1	978	0.1%	1.1%	1.0%	0.8%
% of FP17s Relating to Continuations	0	978	0.0%	1.2%	1.0%	0.9%
% of Patients satisfied with the dentistry they have received	1	1	N/A	93.5%	93.6%	93.3%
% of Patients satisfied with the time they had to wait for an appointment	1	1	N/A	93.1%	89.8%	88.9%

* This is based on patients treated on this contract for their most recent course of treatment. Figures in italics indicate the base number of FP17s or Patient Questionnaire responses are less than 100. N/A is shown where the base number of responses is less than 10 during the period. % is calculated as Quantity/Base number*100

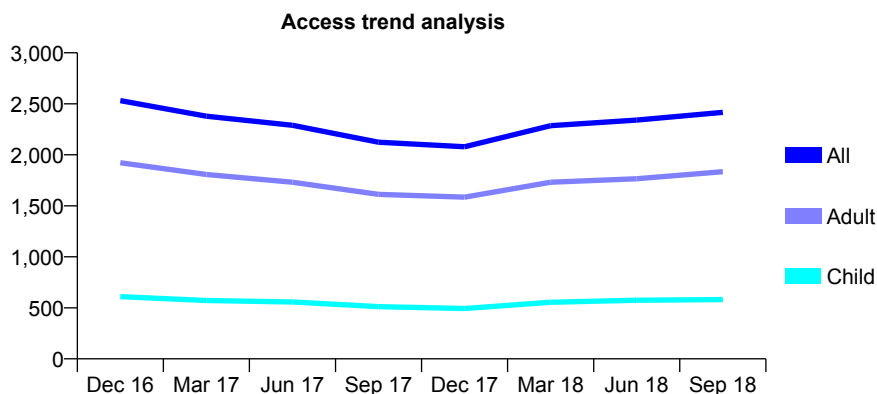
Q44 - Vital Signs At a Glance Contract Report for 682365/0009 - September 2018

Name or company name	MR QM JAFFRI
Contract type name	PDS Plus Contract
Purpose of contract	General
Contract start date	29/11/2010
Contract end date	31/03/2019

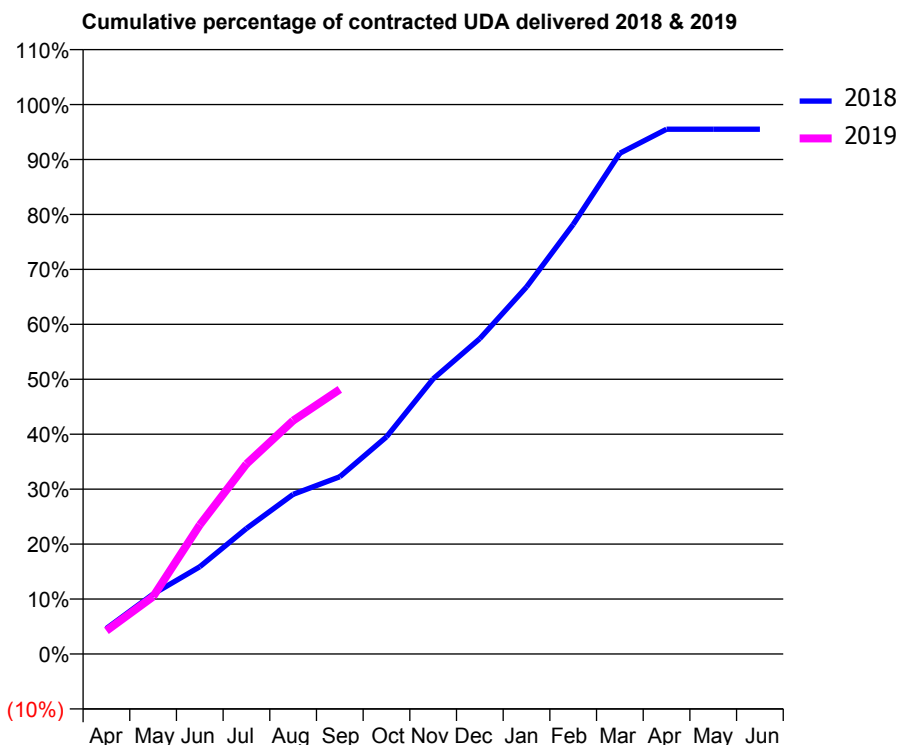
18/19 Contracted general activity (UDA)	8,000
Carry forward general activity (UDA)	0
18/19 Contracted orthodontic activity (UOA)	0
Carry forward orthodontic activity (UOA)	0
Baseline contract value	£231,620.25

ACCESS*

Patients seen in 24 months	Total	Change since previous quarter
Quarter ending September 2017	2,124	
Quarter ending December 2017	2,079	↓
Quarter ending March 2018	2,286	↑
Quarter ending June 2018	2,340	↑
Quarter ending September 2018	2,416	↑
Variance since September 2017	13.7%	↑



ACTIVITY



Month	Adjusted Scheduled Activity (UDA)	
	2018	2019
April	371	338
May	872	835
June	1,271	1,881
July	1,828	2,767
August	2,325	3,399
September	2,580	3,852
October	3,161	
November	4,005	
December	4,593	
January	5,344	
February	6,254	
March	7,291	
April	7,640	
May	7,640	
June	7,640	

QUALITY

	Quantity	Base Number	Contract	AT	Region	England
% of FP17s for the same patient ID Re-attending within 3 months - Children	49	448	10.9%	11.6%	12.2%	11.6%
% of FP17s for the same patient ID Re-attending within 3 months - Adults	256	1,274	20.1%	16.5%	15.8%	15.5%
% of FP17s for the same patient ID Re-attending between 3 & 9 months - Children	248	448	55.4%	58.4%	60.3%	58.8%
% of FP17s for the same patient ID Re-attending between 3 & 9 months - Adults	506	1,274	39.7%	52.0%	53.5%	51.1%
% of FP17s for Band 1 Urgent Courses	317	1,590	19.9%	9.8%	9.1%	9.0%
% of FP17s Relating to Free Repair or Replacements	14	1,590	0.9%	1.1%	1.0%	0.8%
% of FP17s Relating to Continuations	9	1,590	0.6%	1.2%	1.0%	0.9%
% of Patients satisfied with the dentistry they have received	1	1	N/A	93.5%	93.6%	93.3%
% of Patients satisfied with the time they had to wait for an appointment	1	1	N/A	93.1%	89.8%	88.9%

* This is based on patients treated on this contract for their most recent course of treatment. Figures in italics indicate the base number of FP17s or Patient Questionnaire responses are less than 100. N/A is shown where the base number of responses is less than 10 during the period. % is calculated as Quantity/Base number*100

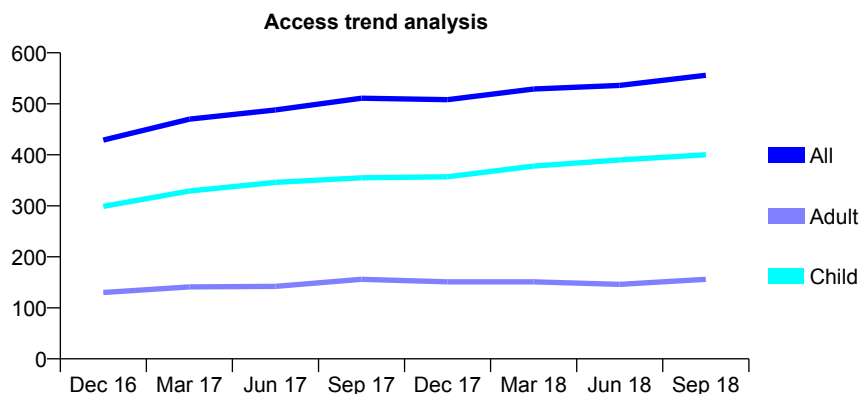
Q44 - Vital Signs At a Glance Contract Report for 723525/0001 - September 2018

Name or company name	Wish Dental Practice
Contract type name	GDS Contract
Purpose of contract	General
Contract start date	01/04/2006
Contract end date	

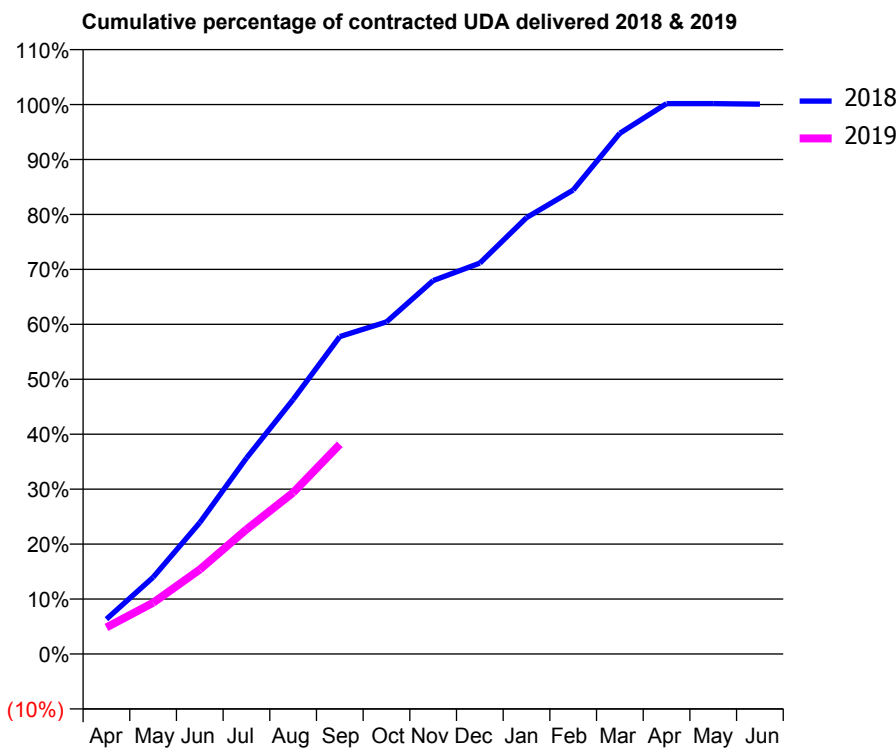
18/19 Contracted general activity (UDA)	1,183
Carry forward general activity (UDA)	0
18/19 Contracted orthodontic activity (UOA)	0
Carry forward orthodontic activity (UOA)	0
Baseline contract value	£26,289.99

ACCESS*

Patients seen in 24 months	Total	Change since previous quarter
Quarter ending September 2017	511	
Quarter ending December 2017	508	→
Quarter ending March 2018	529	↑
Quarter ending June 2018	536	→
Quarter ending September 2018	556	↑
Variance since September 2017	8.8%	↑



ACTIVITY



Month	Adjusted Scheduled Activity (UDA)	
	2018	2019
April	75	57
May	165	110
June	283	182
July	422	268
August	548	348
September	683	451
October	715	
November	804	
December	842	
January	939	
February	999	
March	1,121	
April	1,185	
May	1,185	
June	1,184	

QUALITY

	Quantity	Base Number	Contract	AT	Region	England
% of FP17s for the same patient ID Re-attending within 3 months - Children	31	353	8.8%	11.6%	12.2%	11.6%
% of FP17s for the same patient ID Re-attending within 3 months - Adults	10	82	12.2%	16.5%	15.8%	15.5%
% of FP17s for the same patient ID Re-attending between 3 & 9 months - Children	226	353	64.0%	58.4%	60.3%	58.8%
% of FP17s for the same patient ID Re-attending between 3 & 9 months - Adults	55	82	67.1%	52.0%	53.5%	51.1%
% of FP17s for Band 1 Urgent Courses	18	373	4.8%	9.8%	9.1%	9.0%
% of FP17s Relating to Free Repair or Replacements	0	373	0.0%	1.1%	1.0%	0.8%
% of FP17s Relating to Continuations	0	373	0.0%	1.2%	1.0%	0.9%
% of Patients satisfied with the dentistry they have received	0	0	N/A	93.5%	93.6%	93.3%
% of Patients satisfied with the time they had to wait for an appointment	0	0	N/A	93.1%	89.8%	88.9%

* This is based on patients treated on this contract for their most recent course of treatment. Figures in italics indicate the base number of FP17s or Patient Questionnaire responses are less than 100. N/A is shown where the base number of responses is less than 10 during the period. % is calculated as Quantity/Base number*100

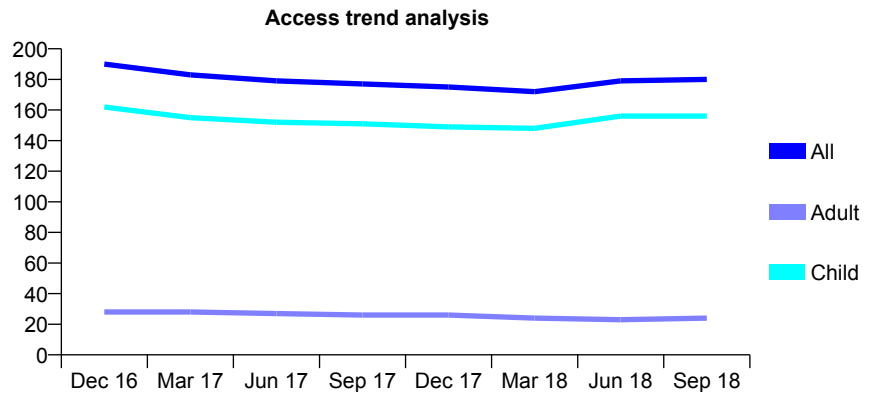
Q44 - Vital Signs At a Glance Contract Report for 723843/0002 - September 2018

Name or company name	MR JR BURGESS
Contract type name	GDS Contract
Purpose of contract	General
Contract start date	01/04/2006
Contract end date	

18/19 Contracted general activity (UDA)	308
Carry forward general activity (UDA)	0
18/19 Contracted orthodontic activity (UOA)	0
Carry forward orthodontic activity (UOA)	0
Baseline contract value	£8,742.71

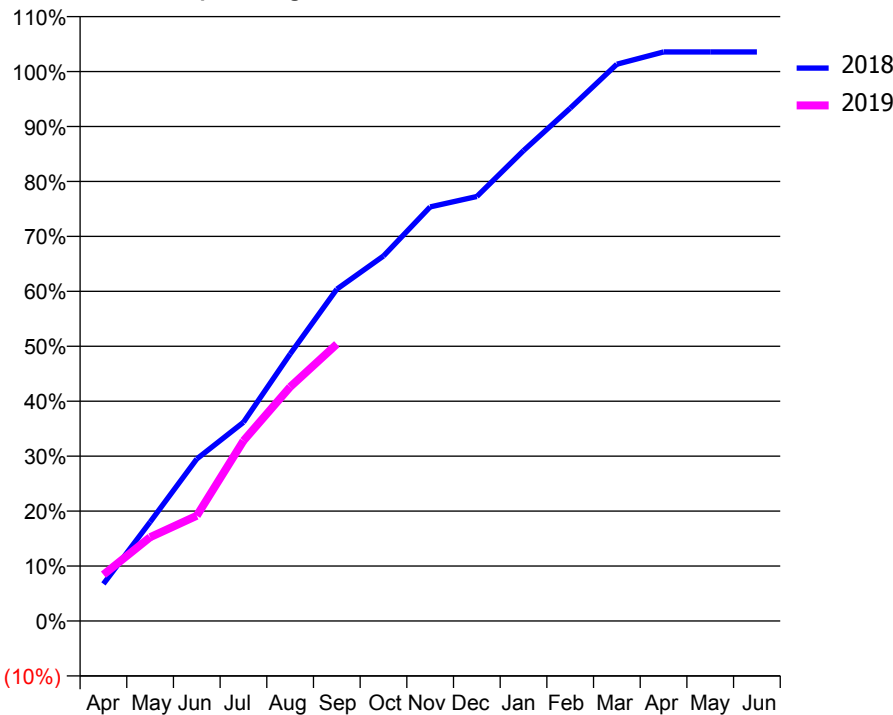
ACCESS*

Patients seen in 24 months	Total	Change since previous quarter
Quarter ending September 2017	177	
Quarter ending December 2017	175	↓
Quarter ending March 2018	172	↓
Quarter ending June 2018	179	↑
Quarter ending September 2018	180	→
Variance since September 2017	1.7%	→



ACTIVITY

Cumulative percentage of contracted UDA delivered 2018 & 2019



Month	Adjusted Scheduled Activity (UDA)	
	2018	2019
April	21	26
May	57	47
June	93	59
July	114	101
August	153	131
September	190	155
October	209	
November	237	
December	243	
January	269	
February	293	
March	318	
April	325	
May	325	
June	325	

QUALITY

	Quantity	Base Number	Contract	AT	Region	England
% of FP17s for the same patient ID Re-attending within 3 months - Children	7	115	6.1%	11.6%	12.2%	11.6%
% of FP17s for the same patient ID Re-attending within 3 months - Adults	0	4	0.0%	16.5%	15.8%	15.5%
% of FP17s for the same patient ID Re-attending between 3 & 9 months - Children	68	115	59.1%	58.4%	60.3%	58.8%
% of FP17s for the same patient ID Re-attending between 3 & 9 months - Adults	3	4	75.0%	52.0%	53.5%	51.1%
% of FP17s for Band 1 Urgent Courses	1	111	0.9%	9.8%	9.1%	9.0%
% of FP17s Relating to Free Repair or Replacements	0	111	0.0%	1.1%	1.0%	0.8%
% of FP17s Relating to Continuations	0	111	0.0%	1.2%	1.0%	0.9%
% of Patients satisfied with the dentistry they have received	0	0	N/A	93.5%	93.6%	93.3%
% of Patients satisfied with the time they had to wait for an appointment	0	0	N/A	93.1%	89.8%	88.9%

* This is based on patients treated on this contract for their most recent course of treatment. Figures in italics indicate the base number of FP17s or Patient Questionnaire responses are less than 100. N/A is shown where the base number of responses is less than 10 during the period. % is calculated as Quantity/Base number*100

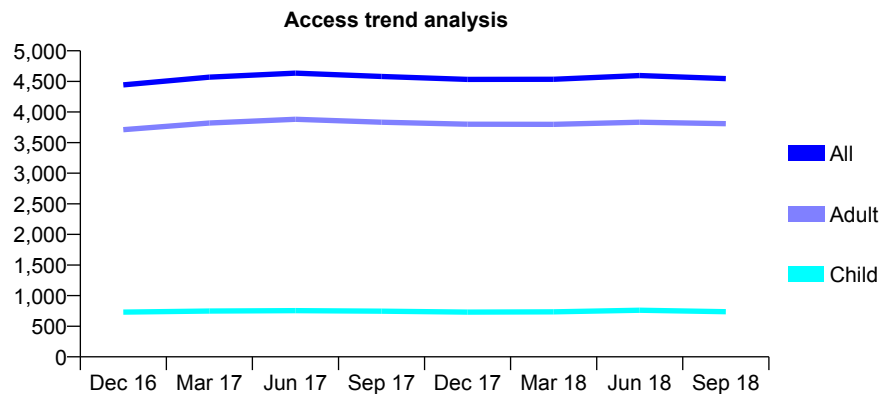
Q44 - Vital Signs At a Glance Contract Report for 725382/0001 - September 2018

Name or company name	MR IC SPROAT
Contract type name	GDS Contract
Purpose of contract	General
Contract start date	01/04/2006
Contract end date	

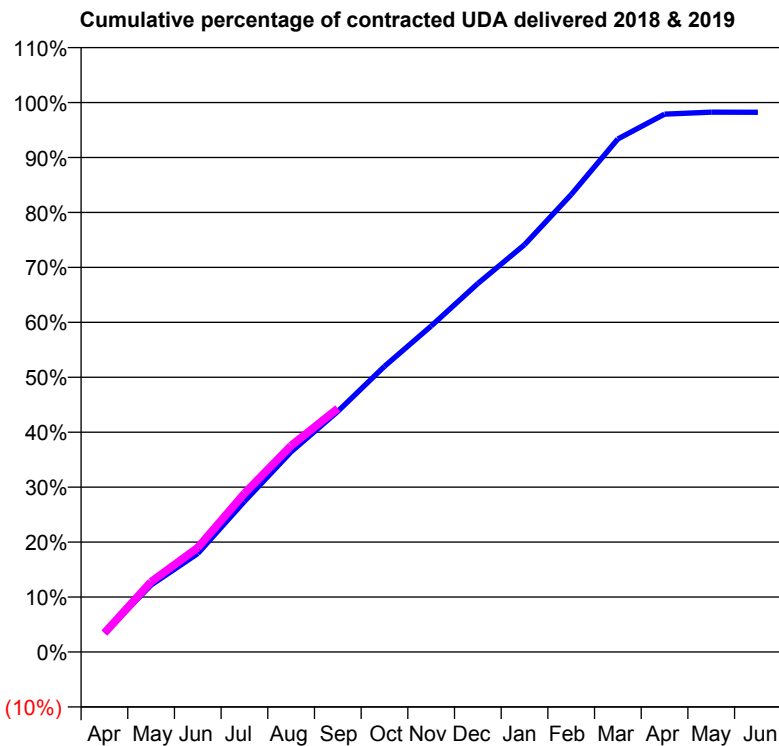
18/19 Contracted general activity (UDA)	12,165
Carry forward general activity (UDA)	216
18/19 Contracted orthodontic activity (UOA)	0
Carry forward orthodontic activity (UOA)	0
Baseline contract value	£368,141.97

ACCESS*

Patients seen in 24 months	Total	Change since previous quarter
Quarter ending September 2017	4,580	
Quarter ending December 2017	4,532	↓
Quarter ending March 2018	4,534	→
Quarter ending June 2018	4,595	→
Quarter ending September 2018	4,546	↓
Variance since September 2017	(0.7%)	→



ACTIVITY



Month	Adjusted Scheduled Activity (UDA)	
	2018	2019
April	420	421
May	1,483	1,553
June	2,181	2,310
July	3,334	3,511
August	4,432	4,568
September	5,328	5,392
October	6,326	
November	7,215	
December	8,159	
January	9,017	
February	10,126	
March	11,359	
April	11,907	
May	11,950	
June	11,948	

QUALITY

	Quantity	Base Number	Contract	AT	Region	England
% of FP17s for the same patient ID Re-attending within 3 months - Children	53	649	8.2%	11.6%	12.2%	11.6%
% of FP17s for the same patient ID Re-attending within 3 months - Adults	459	2,927	15.7%	16.5%	15.8%	15.5%
% of FP17s for the same patient ID Re-attending between 3 & 9 months - Children	463	649	71.3%	58.4%	60.3%	58.8%
% of FP17s for the same patient ID Re-attending between 3 & 9 months - Adults	1,603	2,927	54.8%	52.0%	53.5%	51.1%
% of FP17s for Band 1 Urgent Courses	272	3,280	8.3%	9.8%	9.1%	9.0%
% of FP17s Relating to Free Repair or Replacements	58	3,280	1.8%	1.1%	1.0%	0.8%
% of FP17s Relating to Continuations	47	3,280	1.4%	1.2%	1.0%	0.9%
% of Patients satisfied with the dentistry they have received	2	2	N/A	93.5%	93.6%	93.3%
% of Patients satisfied with the time they had to wait for an appointment	2	2	N/A	93.1%	89.8%	88.9%

* This is based on patients treated on this contract for their most recent course of treatment. Figures in italics indicate the base number of FP17s or Patient Questionnaire responses are less than 100. N/A is shown where the base number of responses is less than 10 during the period. % is calculated as Quantity/Base number*100

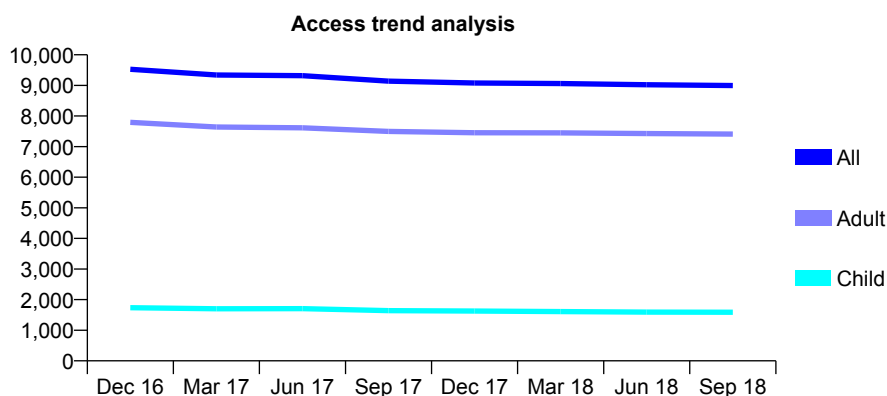
Q44 - Vital Signs At a Glance Contract Report for 725382/0002 - September 2018

Name or company name	MR IC SPROAT
Contract type name	GDS Contract
Purpose of contract	General
Contract start date	01/04/2006
Contract end date	

18/19 Contracted general activity (UDA)	26,156
Carry forward general activity (UDA)	181
18/19 Contracted orthodontic activity (UOA)	0
Carry forward orthodontic activity (UOA)	0
Baseline contract value	£777,419.11

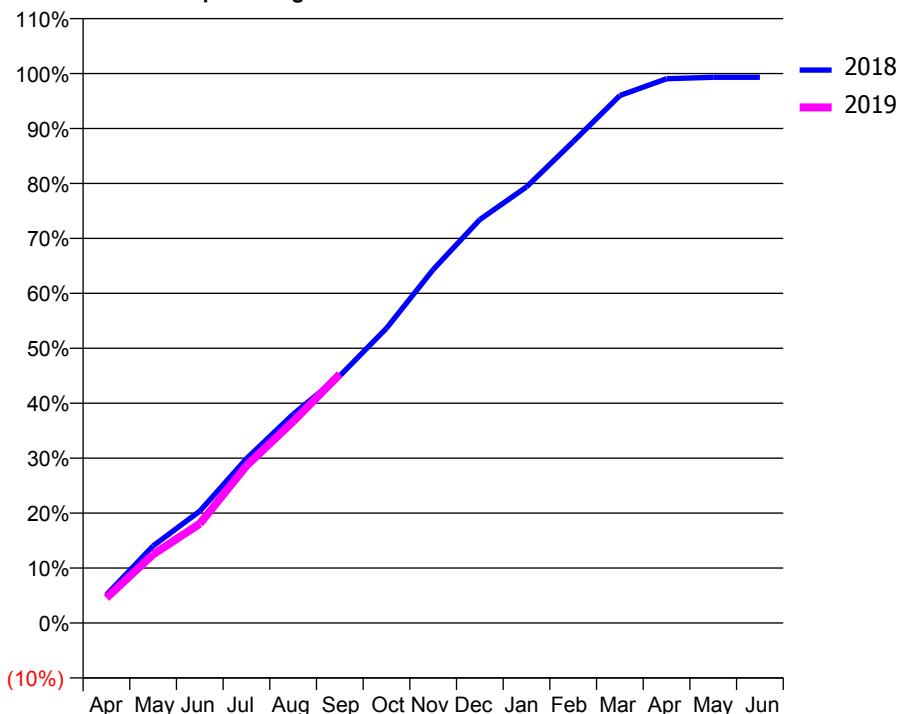
ACCESS*

Patients seen in 24 months	Total	Change since previous quarter
Quarter ending September 2017	9,139	
Quarter ending December 2017	9,078	→
Quarter ending March 2018	9,060	→
Quarter ending June 2018	9,023	→
Quarter ending September 2018	8,997	→
Variance since September 2017	(1.6%)	↓



ACTIVITY

Cumulative percentage of contracted UDA delivered 2018 & 2019



Month	Adjusted Scheduled Activity (UDA)	
	2018	2019
April	1,343	1,195
May	3,675	3,266
June	5,326	4,725
July	7,821	7,486
August	9,934	9,597
September	11,767	11,845
October	14,032	
November	16,821	
December	19,206	
January	20,756	
February	22,912	
March	25,105	
April	25,909	
May	25,974	
June	25,974	

QUALITY

	Quantity	Base Number	Contract	AT	Region	England
% of FP17s for the same patient ID Re-attending within 3 months - Children	81	1,239	6.5%	11.6%	12.2%	11.6%
% of FP17s for the same patient ID Re-attending within 3 months - Adults	760	5,858	13.0%	16.5%	15.8%	15.5%
% of FP17s for the same patient ID Re-attending between 3 & 9 months - Children	775	1,239	62.6%	58.4%	60.3%	58.8%
% of FP17s for the same patient ID Re-attending between 3 & 9 months - Adults	3,541	5,858	60.4%	52.0%	53.5%	51.1%
% of FP17s for Band 1 Urgent Courses	475	6,606	7.2%	9.8%	9.1%	9.0%
% of FP17s Relating to Free Repair or Replacements	141	6,606	2.1%	1.1%	1.0%	0.8%
% of FP17s Relating to Continuations	111	6,606	1.7%	1.2%	1.0%	0.9%
% of Patients satisfied with the dentistry they have received	6	6	N/A	93.5%	93.6%	93.3%
% of Patients satisfied with the time they had to wait for an appointment	6	6	N/A	93.1%	89.8%	88.9%

* This is based on patients treated on this contract for their most recent course of treatment. Figures in italics indicate the base number of FP17s or Patient Questionnaire responses are less than 100. N/A is shown where the base number of responses is less than 10 during the period. % is calculated as Quantity/Base number*100

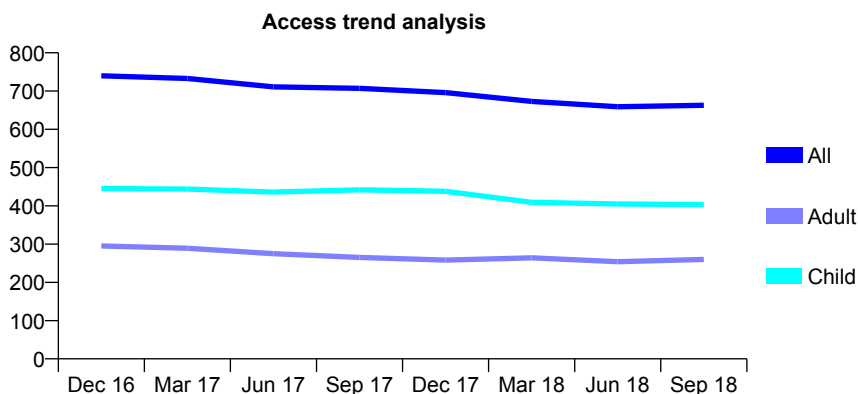
Q44 - Vital Signs At a Glance Contract Report for 725889/0001 - September 2018

Name or company name	MR GD ROWE
Contract type name	PDS Contract
Purpose of contract	General
Contract start date	01/04/2006
Contract end date	31/03/2025

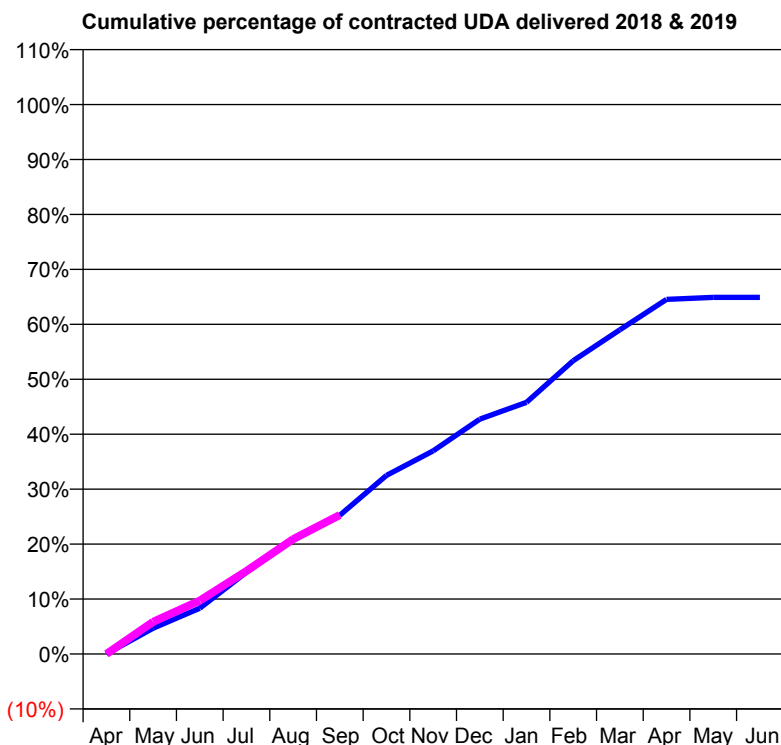
18/19 Contracted general activity (UDA)	2,220
Carry forward general activity (UDA)	0
18/19 Contracted orthodontic activity (UOA)	0
Carry forward orthodontic activity (UOA)	0
Baseline contract value	£47,635.39

ACCESS*

Patients seen in 24 months	Total	Change since previous quarter
Quarter ending September 2017	707	
Quarter ending December 2017	696	↓
Quarter ending March 2018	673	↓
Quarter ending June 2018	659	↓
Quarter ending September 2018	663	→
Variance since September 2017	(6.2%)	↓



ACTIVITY



Month	Adjusted Scheduled Activity (UDA)	
	2018	2019
April	0	0
May	104	130
June	185	216
July	330	336
August	466	464
September	561	562
October	721	
November	821	
December	949	
January	1,017	
February	1,185	
March	1,310	
April	1,433	
May	1,441	
June	1,441	

QUALITY

	Quantity	Base Number	Contract	AT	Region	England
% of FP17s for the same patient ID Re-attending within 3 months - Children	23	294	7.8%	11.6%	12.2%	11.6%
% of FP17s for the same patient ID Re-attending within 3 months - Adults	15	139	10.8%	16.5%	15.8%	15.5%
% of FP17s for the same patient ID Re-attending between 3 & 9 months - Children	162	294	55.1%	58.4%	60.3%	58.8%
% of FP17s for the same patient ID Re-attending between 3 & 9 months - Adults	73	139	52.5%	52.0%	53.5%	51.1%
% of FP17s for Band 1 Urgent Courses	18	339	5.3%	9.8%	9.1%	9.0%
% of FP17s Relating to Free Repair or Replacements	0	339	0.0%	1.1%	1.0%	0.8%
% of FP17s Relating to Continuations	0	339	0.0%	1.2%	1.0%	0.9%
% of Patients satisfied with the dentistry they have received	0	0	N/A	93.5%	93.6%	93.3%
% of Patients satisfied with the time they had to wait for an appointment	0	0	N/A	93.1%	89.8%	88.9%

* This is based on patients treated on this contract for their most recent course of treatment. Figures in italics indicate the base number of FP17s or Patient Questionnaire responses are less than 100. N/A is shown where the base number of responses is less than 10 during the period. % is calculated as Quantity/Base number*100

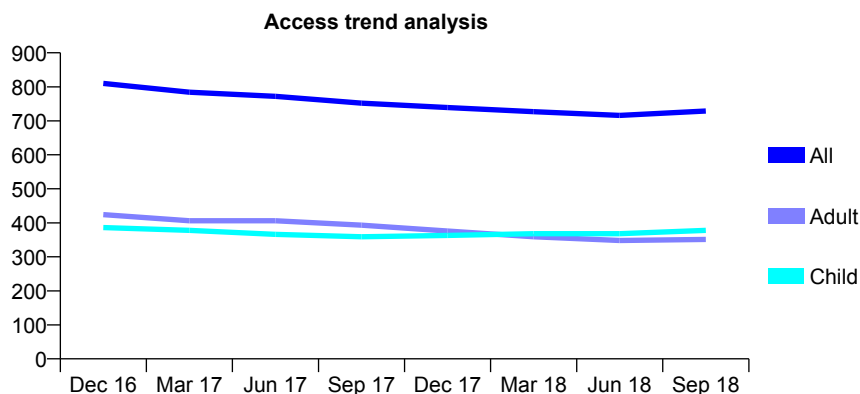
Q44 - Vital Signs At a Glance Contract Report for 732486/0001 - September 2018

Name or company name	MR D BARCLAY
Contract type name	GDS Contract
Purpose of contract	General
Contract start date	01/04/2006
Contract end date	

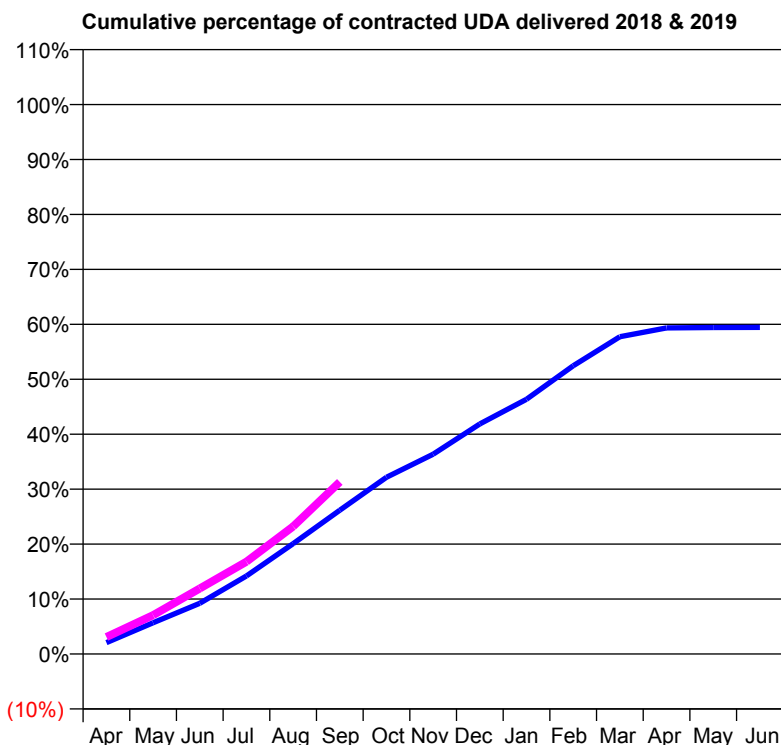
18/19 Contracted general activity (UDA)	2,188
Carry forward general activity (UDA)	0
18/19 Contracted orthodontic activity (UOA)	0
Carry forward orthodontic activity (UOA)	0
Baseline contract value	£54,202.46

ACCESS*

Patients seen in 24 months	Total	Change since previous quarter
Quarter ending September 2017	752	
Quarter ending December 2017	739	↓
Quarter ending March 2018	727	↓
Quarter ending June 2018	716	↓
Quarter ending September 2018	729	→
Variance since September 2017	(3.1%)	↓



ACTIVITY



Adjusted Scheduled Activity (UDA)		
Month	2018	2019
April	45	68
May	124	155
June	202	261
July	311	368
August	439	508
September	573	685
October	704	
November	796	
December	916	
January	1,014	
February	1,148	
March	1,263	
April	1,299	
May	1,300	
June	1,301	

QUALITY

	Quantity	Base Number	Contract	AT	Region	England
% of FP17s for the same patient ID Re-attending within 3 months - Children	32	316	10.1%	11.6%	12.2%	11.6%
% of FP17s for the same patient ID Re-attending within 3 months - Adults	17	198	8.6%	16.5%	15.8%	15.5%
% of FP17s for the same patient ID Re-attending between 3 & 9 months - Children	196	316	62.0%	58.4%	60.3%	58.8%
% of FP17s for the same patient ID Re-attending between 3 & 9 months - Adults	110	198	55.6%	52.0%	53.5%	51.1%
% of FP17s for Band 1 Urgent Courses	10	479	2.1%	9.8%	9.1%	9.0%
% of FP17s Relating to Free Repair or Replacements	0	479	0.0%	1.1%	1.0%	0.8%
% of FP17s Relating to Continuations	1	479	0.2%	1.2%	1.0%	0.9%
% of Patients satisfied with the dentistry they have received	0	0	N/A	93.5%	93.6%	93.3%
% of Patients satisfied with the time they had to wait for an appointment	0	0	N/A	93.1%	89.8%	88.9%

* This is based on patients treated on this contract for their most recent course of treatment. Figures in italics indicate the base number of FP17s or Patient Questionnaire responses are less than 100. N/A is shown where the base number of responses is less than 10 during the period. % is calculated as Quantity/Base number*100

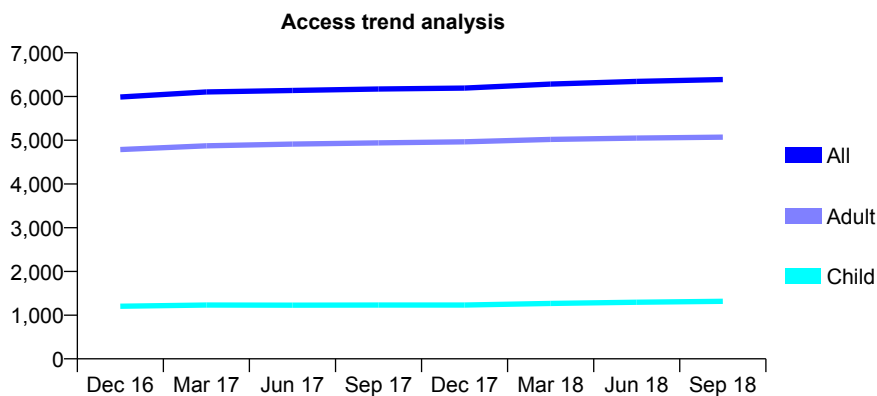
Q44 - Vital Signs At a Glance Contract Report for 733032/0001 - September 2018

Name or company name	Middlewich Dental Surgery
Contract type name	GDS Contract
Purpose of contract	General
Contract start date	01/04/2006
Contract end date	

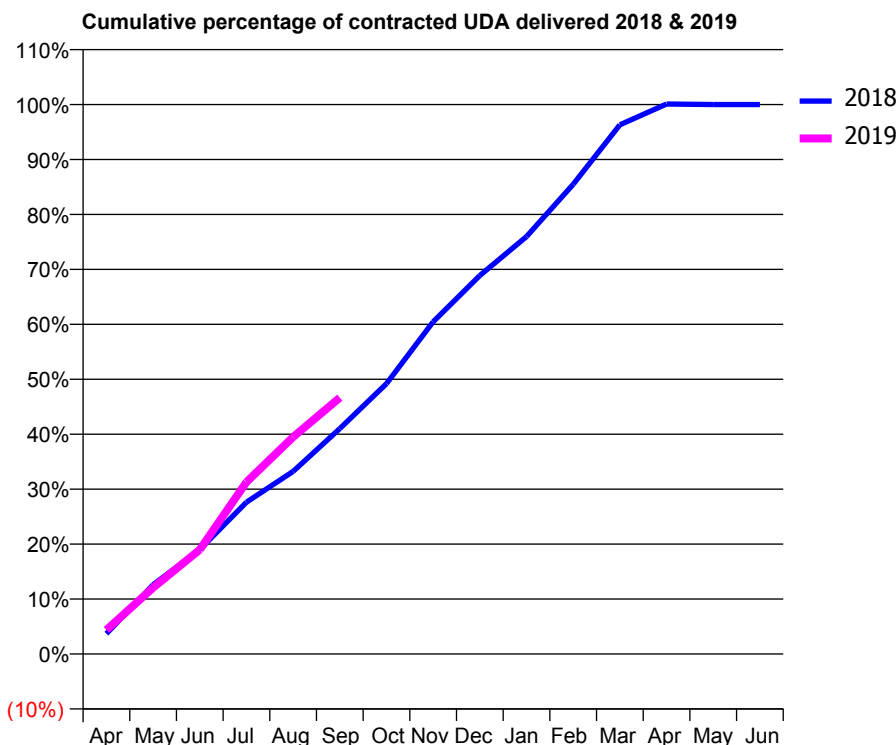
18/19 Contracted general activity (UDA)	16,536
Carry forward general activity (UDA)	0
18/19 Contracted orthodontic activity (UOA)	0
Carry forward orthodontic activity (UOA)	0
Baseline contract value	£514,100.70

ACCESS*

Patients seen in 24 months	Total	Change since previous quarter
Quarter ending September 2017	6,171	
Quarter ending December 2017	6,194	→
Quarter ending March 2018	6,286	→
Quarter ending June 2018	6,346	→
Quarter ending September 2018	6,387	→
Variance since September 2017	3.5%	↑



ACTIVITY



Month	Adjusted Scheduled Activity (UDA)	
	2018	2019
April	613	726
May	2,089	1,996
June	3,151	3,139
July	4,578	5,173
August	5,508	6,529
September	6,803	7,715
October	8,155	
November	10,023	
December	11,419	
January	12,594	
February	14,169	
March	15,964	
April	16,592	
May	16,576	
June	16,578	

QUALITY

	Quantity	Base Number	Contract	AT	Region	England
% of FP17s for the same patient ID Re-attending within 3 months - Children	36	911	4.0%	11.6%	12.2%	11.6%
% of FP17s for the same patient ID Re-attending within 3 months - Adults	428	3,430	12.5%	16.5%	15.8%	15.5%
% of FP17s for the same patient ID Re-attending between 3 & 9 months - Children	561	911	61.6%	58.4%	60.3%	58.8%
% of FP17s for the same patient ID Re-attending between 3 & 9 months - Adults	1,984	3,430	57.8%	52.0%	53.5%	51.1%
% of FP17s for Band 1 Urgent Courses	106	4,046	2.6%	9.8%	9.1%	9.0%
% of FP17s Relating to Free Repair or Replacements	48	4,046	1.2%	1.1%	1.0%	0.8%
% of FP17s Relating to Continuations	46	4,046	1.1%	1.2%	1.0%	0.9%
% of Patients satisfied with the dentistry they have received	2	3	N/A	93.5%	93.6%	93.3%
% of Patients satisfied with the time they had to wait for an appointment	2	3	N/A	93.1%	89.8%	88.9%

* This is based on patients treated on this contract for their most recent course of treatment. Figures in italics indicate the base number of FP17s or Patient Questionnaire responses are less than 100. N/A is shown where the base number of responses is less than 10 during the period. % is calculated as Quantity/Base number*100

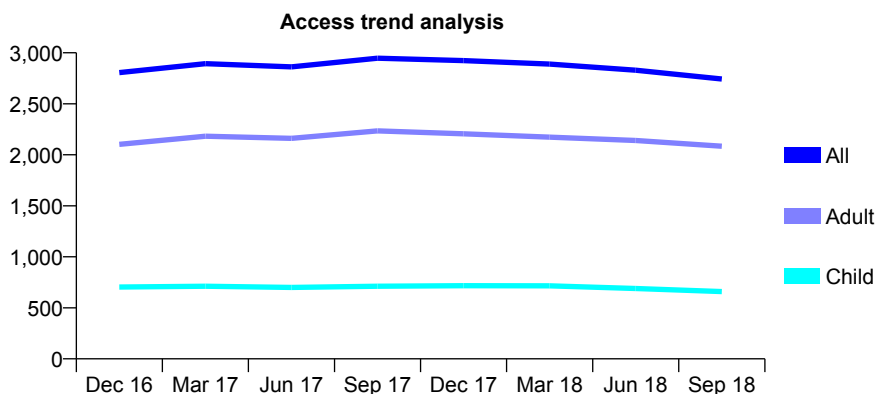
Q44 - Vital Signs At a Glance Contract Report for 739634/0001 - September 2018

Name or company name	MISS KB RAW
Contract type name	GDS Contract
Purpose of contract	General
Contract start date	01/04/2006
Contract end date	

18/19 Contracted general activity (UDA)	10,500
Carry forward general activity (UDA)	0
18/19 Contracted orthodontic activity (UOA)	0
Carry forward orthodontic activity (UOA)	0
Baseline contract value	£250,406.76

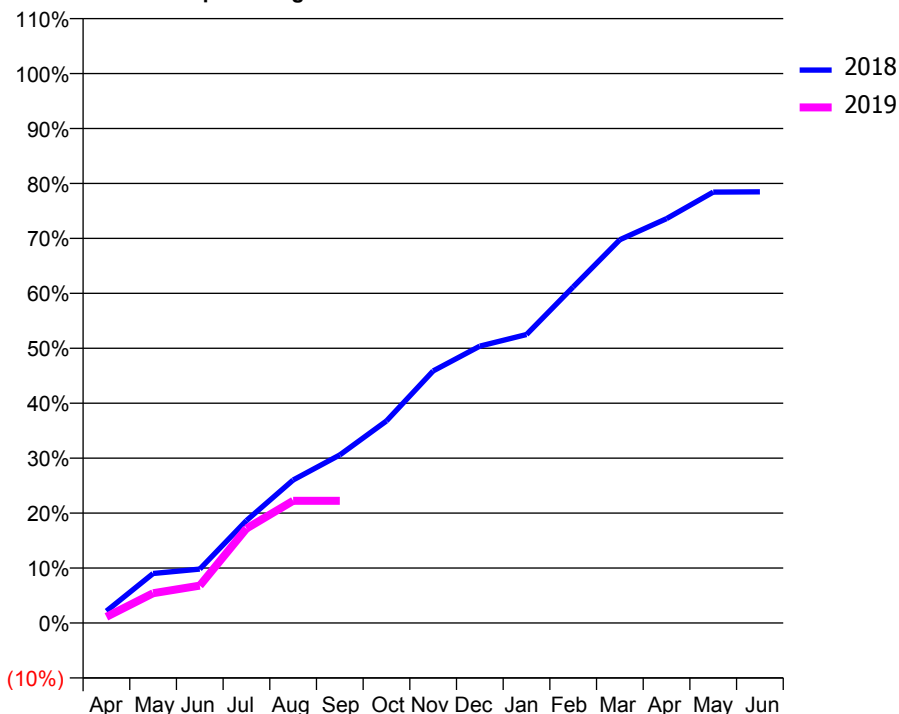
ACCESS*

Patients seen in 24 months	Total	Change since previous quarter
Quarter ending September 2017	2,947	
Quarter ending December 2017	2,923	→
Quarter ending March 2018	2,889	↓
Quarter ending June 2018	2,830	↓
Quarter ending September 2018	2,743	↓
Variance since September 2017	(6.9%)	↓



ACTIVITY

Cumulative percentage of contracted UDA delivered 2018 & 2019



Adjusted Scheduled Activity (UDA)

Month	2018	2019
April	228	117
May	948	569
June	1,030	716
July	1,957	1,804
August	2,732	2,336
September	3,211	2,336
October	3,862	
November	4,816	
December	5,291	
January	5,512	
February	6,422	
March	7,325	
April	7,728	
May	8,233	
June	8,239	

QUALITY

	Quantity	Base Number	Contract	AT	Region	England
% of FP17s for the same patient ID Re-attending within 3 months - Children	26	414	6.3%	11.6%	12.2%	11.6%
% of FP17s for the same patient ID Re-attending within 3 months - Adults	162	1,196	13.5%	16.5%	15.8%	15.5%
% of FP17s for the same patient ID Re-attending between 3 & 9 months - Children	280	414	67.6%	58.4%	60.3%	58.8%
% of FP17s for the same patient ID Re-attending between 3 & 9 months - Adults	668	1,196	55.9%	52.0%	53.5%	51.1%
% of FP17s for Band 1 Urgent Courses	122	1,271	9.6%	9.8%	9.1%	9.0%
% of FP17s Relating to Free Repair or Replacements	14	1,271	1.1%	1.1%	1.0%	0.8%
% of FP17s Relating to Continuations	0	1,271	0.0%	1.2%	1.0%	0.9%
% of Patients satisfied with the dentistry they have received	4	5	N/A	93.5%	93.6%	93.3%
% of Patients satisfied with the time they had to wait for an appointment	5	5	N/A	93.1%	89.8%	88.9%

* This is based on patients treated on this contract for their most recent course of treatment. Figures in italics indicate the base number of FP17s or Patient Questionnaire responses are less than 100. N/A is shown where the base number of responses is less than 10 during the period. % is calculated as Quantity/Base number*100

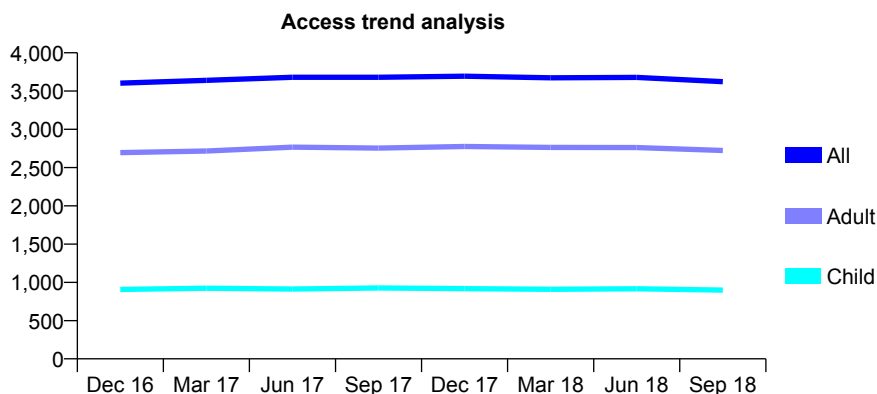
Q44 - Vital Signs At a Glance Contract Report for 742953/0001 - September 2018

Name or company name	MRS CE ROBERTS
Contract type name	GDS Contract
Purpose of contract	General
Contract start date	01/04/2006
Contract end date	

18/19 Contracted general activity (UDA)	12,000
Carry forward general activity (UDA)	35
18/19 Contracted orthodontic activity (UOA)	0
Carry forward orthodontic activity (UOA)	0
Baseline contract value	£286,939.45

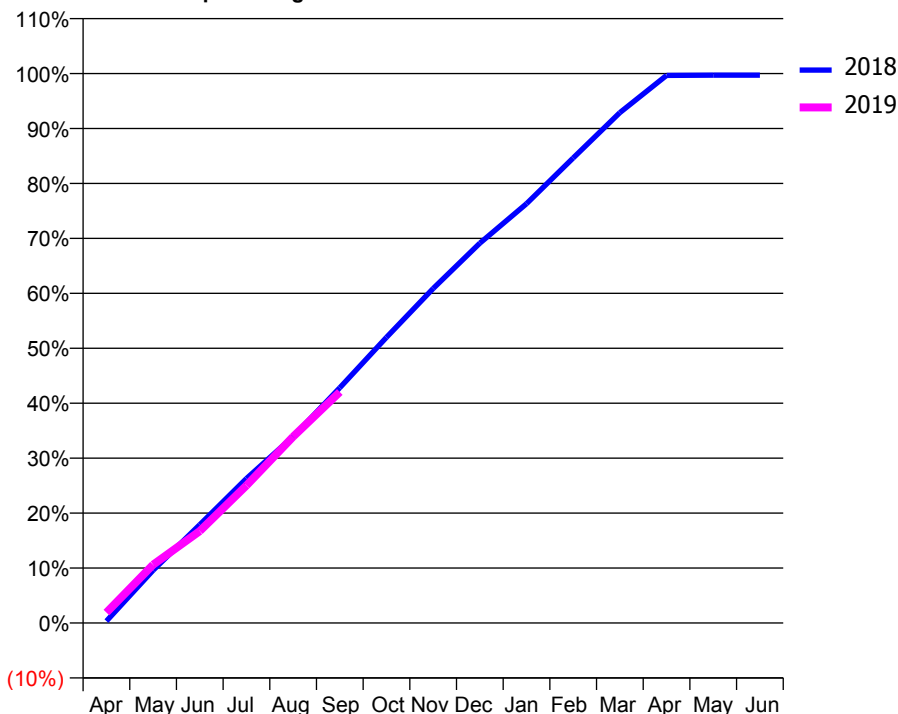
ACCESS*

Patients seen in 24 months	Total	Change since previous quarter
Quarter ending September 2017	3,681	
Quarter ending December 2017	3,694	→
Quarter ending March 2018	3,673	→
Quarter ending June 2018	3,678	→
Quarter ending September 2018	3,622	↓
Variance since September 2017	(1.6%)	↓



ACTIVITY

Cumulative percentage of contracted UDA delivered 2018 & 2019



Month	Adjusted Scheduled Activity (UDA)	
	2018	2019
April	41	227
May	1,151	1,274
June	2,148	2,008
July	3,154	3,003
August	4,074	4,069
September	5,140	5,046
October	6,238	
November	7,304	
December	8,296	
January	9,157	
February	10,156	
March	11,146	
April	11,958	
May	11,963	
June	11,964	

QUALITY

	Quantity	Base Number	Contract	AT	Region	England
% of FP17s for the same patient ID Re-attending within 3 months - Children	144	871	16.5%	11.6%	12.2%	11.6%
% of FP17s for the same patient ID Re-attending within 3 months - Adults	443	2,299	19.3%	16.5%	15.8%	15.5%
% of FP17s for the same patient ID Re-attending between 3 & 9 months - Children	575	871	66.0%	58.4%	60.3%	58.8%
% of FP17s for the same patient ID Re-attending between 3 & 9 months - Adults	1,371	2,299	59.6%	52.0%	53.5%	51.1%
% of FP17s for Band 1 Urgent Courses	195	2,772	7.0%	9.8%	9.1%	9.0%
% of FP17s Relating to Free Repair or Replacements	48	2,772	1.7%	1.1%	1.0%	0.8%
% of FP17s Relating to Continuations	13	2,772	0.5%	1.2%	1.0%	0.9%
% of Patients satisfied with the dentistry they have received	1	2	N/A	93.5%	93.6%	93.3%
% of Patients satisfied with the time they had to wait for an appointment	2	2	N/A	93.1%	89.8%	88.9%

* This is based on patients treated on this contract for their most recent course of treatment. Figures in italics indicate the base number of FP17s or Patient Questionnaire responses are less than 100. N/A is shown where the base number of responses is less than 10 during the period. % is calculated as Quantity/Base number*100

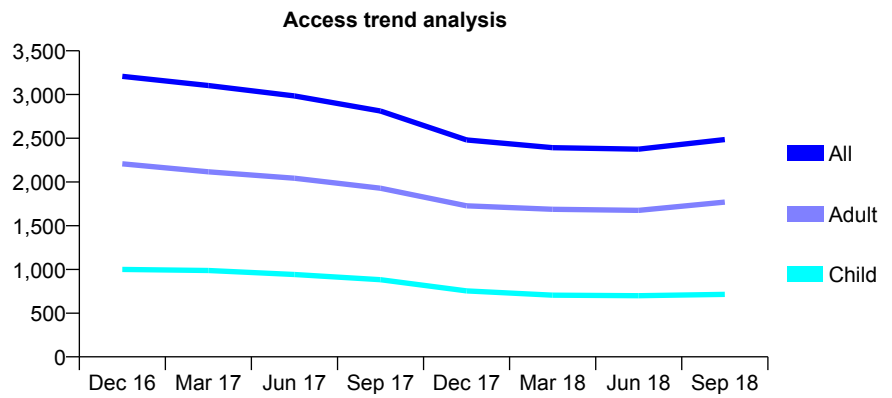
Q44 - Vital Signs At a Glance Contract Report for 745235/0001 - September 2018

Name or company name	Poulton Road Dental Surgery
Contract type name	GDS Contract
Purpose of contract	General
Contract start date	01/04/2006
Contract end date	

18/19 Contracted general activity (UDA)	9,352
Carry forward general activity (UDA)	0
18/19 Contracted orthodontic activity (UOA)	0
Carry forward orthodontic activity (UOA)	0
Baseline contract value	£289,939.24

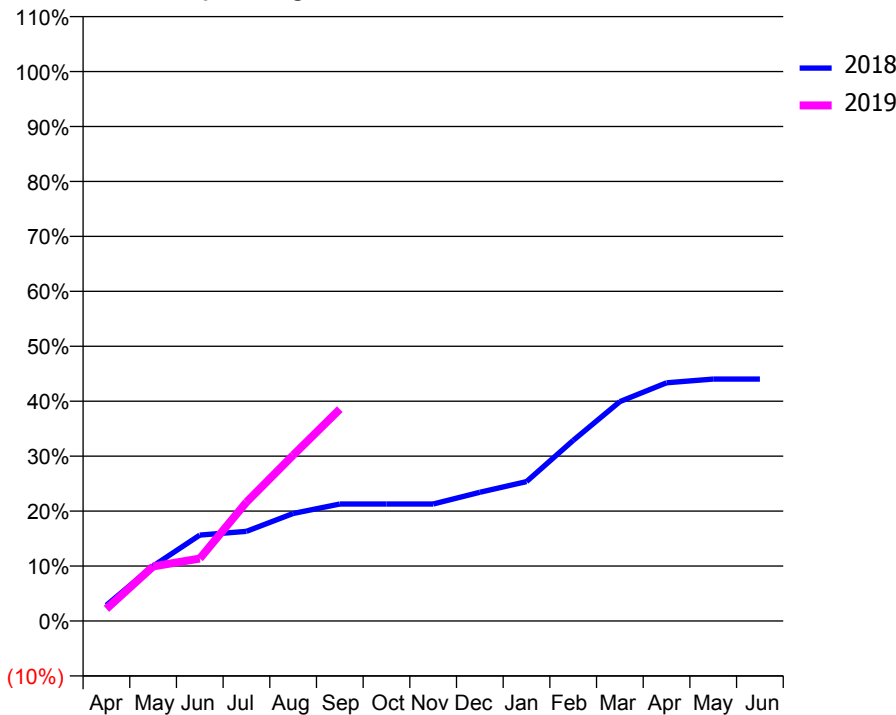
ACCESS*

Patients seen in 24 months	Total	Change since previous quarter
Quarter ending September 2017	2,811	
Quarter ending December 2017	2,481	↓
Quarter ending March 2018	2,392	↓
Quarter ending June 2018	2,375	→
Quarter ending September 2018	2,485	↑
Variance since September 2017	(11.6%)	↓



ACTIVITY

Cumulative percentage of contracted UDA delivered 2018 & 2019



Month	Adjusted Scheduled Activity (UDA)	
	2018	2019
April	268	208
May	937	929
June	1,463	1,064
July	1,526	2,023
August	1,830	2,821
September	1,991	3,606
October	1,991	
November	1,991	
December	2,191	
January	2,373	
February	3,073	
March	3,735	
April	4,055	
May	4,118	
June	4,118	

QUALITY

	Quantity	Base Number	Contract	AT	Region	England
% of FP17s for the same patient ID Re-attending within 3 months - Children	46	525	8.8%	11.6%	12.2%	11.6%
% of FP17s for the same patient ID Re-attending within 3 months - Adults	190	1,224	15.5%	16.5%	15.8%	15.5%
% of FP17s for the same patient ID Re-attending between 3 & 9 months - Children	102	525	19.4%	58.4%	60.3%	58.8%
% of FP17s for the same patient ID Re-attending between 3 & 9 months - Adults	309	1,224	25.2%	52.0%	53.5%	51.1%
% of FP17s for Band 1 Urgent Courses	263	1,595	16.5%	9.8%	9.1%	9.0%
% of FP17s Relating to Free Repair or Replacements	3	1,595	0.2%	1.1%	1.0%	0.8%
% of FP17s Relating to Continuations	7	1,595	0.4%	1.2%	1.0%	0.9%
% of Patients satisfied with the dentistry they have received	2	2	N/A	93.5%	93.6%	93.3%
% of Patients satisfied with the time they had to wait for an appointment	2	2	N/A	93.1%	89.8%	88.9%

* This is based on patients treated on this contract for their most recent course of treatment. Figures in italics indicate the base number of FP17s or Patient Questionnaire responses are less than 100. N/A is shown where the base number of responses is less than 10 during the period. % is calculated as Quantity/Base number*100

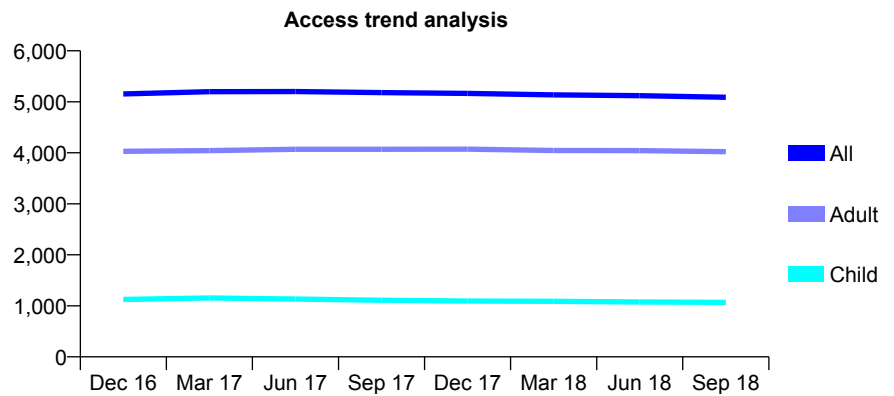
Q44 - Vital Signs At a Glance Contract Report for 746266/0001 - September 2018

Name or company name	MR JK EVANS
Contract type name	GDS Contract
Purpose of contract	General
Contract start date	01/04/2006
Contract end date	

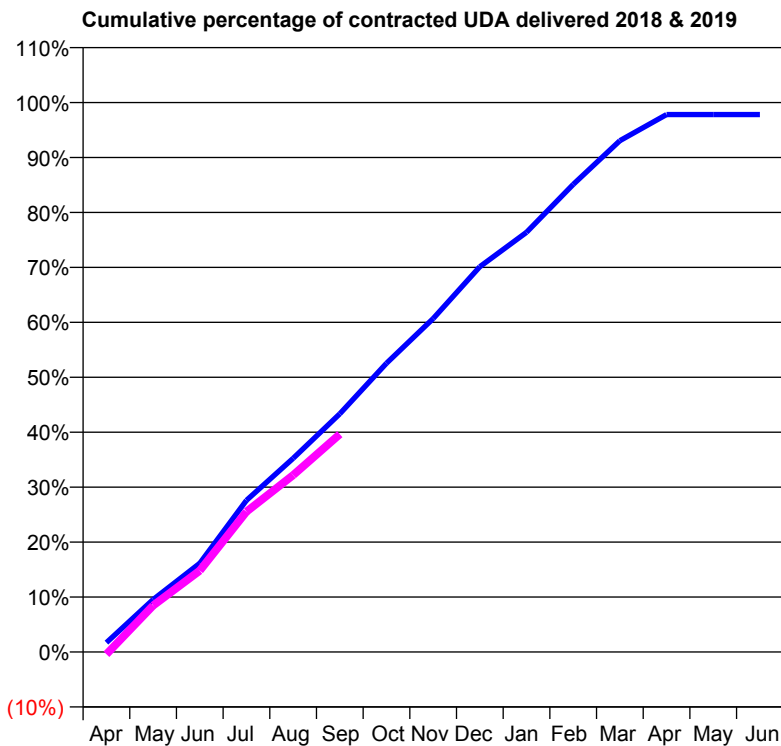
18/19 Contracted general activity (UDA)	15,264
Carry forward general activity (UDA)	662
18/19 Contracted orthodontic activity (UOA)	0
Carry forward orthodontic activity (UOA)	0
Baseline contract value	£468,032.51

ACCESS*

Patients seen in 24 months	Total	Change since previous quarter
Quarter ending September 2017	5,180	
Quarter ending December 2017	5,166	→
Quarter ending March 2018	5,135	→
Quarter ending June 2018	5,120	→
Quarter ending September 2018	5,090	→
Variance since September 2017	(1.7%)	↓



ACTIVITY



Month	Adjusted Scheduled Activity (UDA)	
	2018	2019
April	260	-66
May	1,456	1,289
June	2,465	2,261
July	4,212	3,898
August	5,381	4,914
September	6,619	6,050
October	8,023	
November	9,264	
December	10,703	
January	11,659	
February	12,987	
March	14,202	
April	14,930	
May	14,930	
June	14,930	

QUALITY

	Quantity	Base Number	Contract	AT	Region	England
% of FP17s for the same patient ID Re-attending within 3 months - Children	49	683	7.2%	11.6%	12.2%	11.6%
% of FP17s for the same patient ID Re-attending within 3 months - Adults	565	2,962	19.1%	16.5%	15.8%	15.5%
% of FP17s for the same patient ID Re-attending between 3 & 9 months - Children	372	683	54.5%	58.4%	60.3%	58.8%
% of FP17s for the same patient ID Re-attending between 3 & 9 months - Adults	1,491	2,962	50.3%	52.0%	53.5%	51.1%
% of FP17s for Band 1 Urgent Courses	436	3,328	13.1%	9.8%	9.1%	9.0%
% of FP17s Relating to Free Repair or Replacements	24	3,328	0.7%	1.1%	1.0%	0.8%
% of FP17s Relating to Continuations	85	3,328	2.6%	1.2%	1.0%	0.9%
% of Patients satisfied with the dentistry they have received	3	4	N/A	93.5%	93.6%	93.3%
% of Patients satisfied with the time they had to wait for an appointment	4	4	N/A	93.1%	89.8%	88.9%

* This is based on patients treated on this contract for their most recent course of treatment. Figures in italics indicate the base number of FP17s or Patient Questionnaire responses are less than 100. N/A is shown where the base number of responses is less than 10 during the period. % is calculated as Quantity/Base number*100

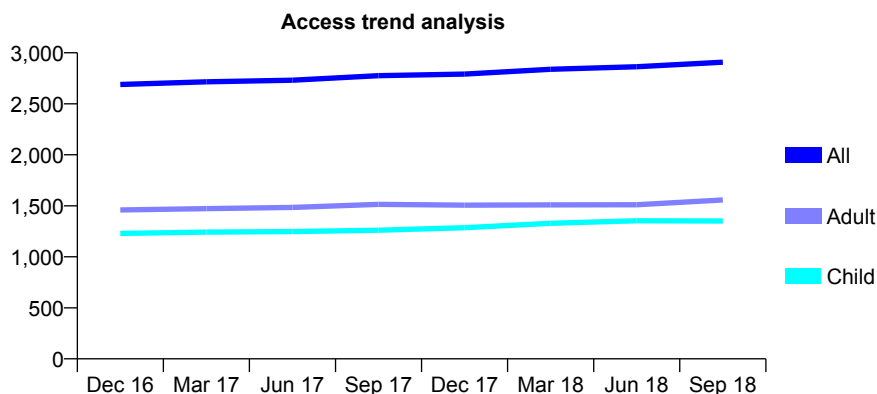
Q44 - Vital Signs At a Glance Contract Report for 746495/0001 - September 2018

Name or company name	MR RS HANDLEY
Contract type name	GDS Contract
Purpose of contract	General
Contract start date	01/04/2006
Contract end date	

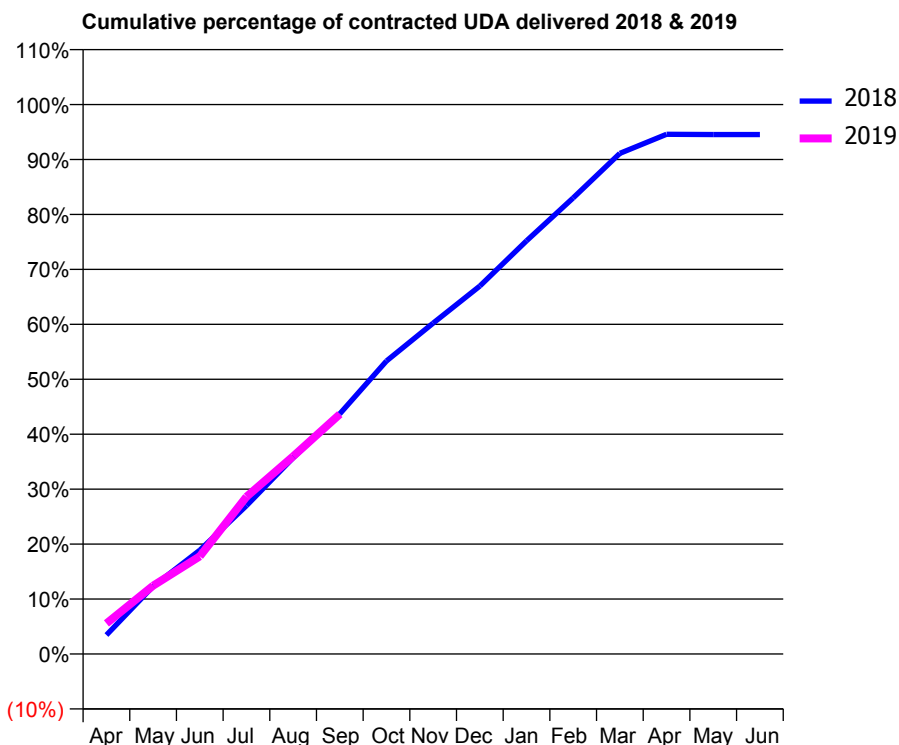
18/19 Contracted general activity (UDA)	6,824
Carry forward general activity (UDA)	0
18/19 Contracted orthodontic activity (UOA)	0
Carry forward orthodontic activity (UOA)	0
Baseline contract value	£181,462.39

ACCESS*

Patients seen in 24 months	Total	Change since previous quarter
Quarter ending September 2017	2,776	
Quarter ending December 2017	2,792	→
Quarter ending March 2018	2,838	→
Quarter ending June 2018	2,863	→
Quarter ending September 2018	2,908	→
Variance since September 2017	4.8%	↑



ACTIVITY



Adjusted Scheduled Activity (UDA)		
Month	2018	2019
April	236	380
May	840	849
June	1,290	1,213
July	1,843	1,954
August	2,437	2,455
September	2,983	2,978
October	3,640	
November	4,110	
December	4,570	
January	5,132	
February	5,664	
March	6,218	
April	6,455	
May	6,452	
June	6,452	

QUALITY

	Quantity	Base Number	Contract	AT	Region	England
% of FP17s for the same patient ID Re-attending within 3 months - Children	69	1,164	5.9%	11.6%	12.2%	11.6%
% of FP17s for the same patient ID Re-attending within 3 months - Adults	118	1,151	10.3%	16.5%	15.8%	15.5%
% of FP17s for the same patient ID Re-attending between 3 & 9 months - Children	782	1,164	67.2%	58.4%	60.3%	58.8%
% of FP17s for the same patient ID Re-attending between 3 & 9 months - Adults	738	1,151	64.1%	52.0%	53.5%	51.1%
% of FP17s for Band 1 Urgent Courses	116	2,139	5.4%	9.8%	9.1%	9.0%
% of FP17s Relating to Free Repair or Replacements	16	2,139	0.7%	1.1%	1.0%	0.8%
% of FP17s Relating to Continuations	8	2,139	0.4%	1.2%	1.0%	0.9%
% of Patients satisfied with the dentistry they have received	4	4	N/A	93.5%	93.6%	93.3%
% of Patients satisfied with the time they had to wait for an appointment	4	4	N/A	93.1%	89.8%	88.9%

* This is based on patients treated on this contract for their most recent course of treatment. Figures in italics indicate the base number of FP17s or Patient Questionnaire responses are less than 100. N/A is shown where the base number of responses is less than 10 during the period. % is calculated as Quantity/Base number*100

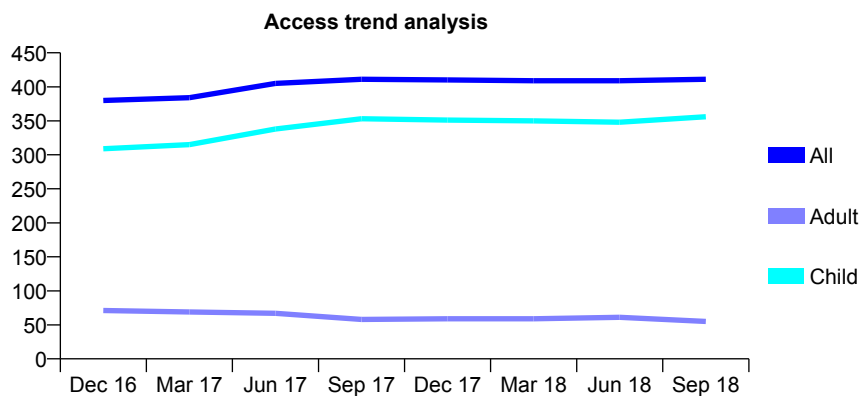
Q44 - Vital Signs At a Glance Contract Report for 751561/0001 - September 2018

Name or company name	MR AA SHAH
Contract type name	GDS Contract
Purpose of contract	General
Contract start date	01/07/2006
Contract end date	

18/19 Contracted general activity (UDA)	800
Carry forward general activity (UDA)	0
18/19 Contracted orthodontic activity (UOA)	0
Carry forward orthodontic activity (UOA)	0
Baseline contract value	£18,162.49

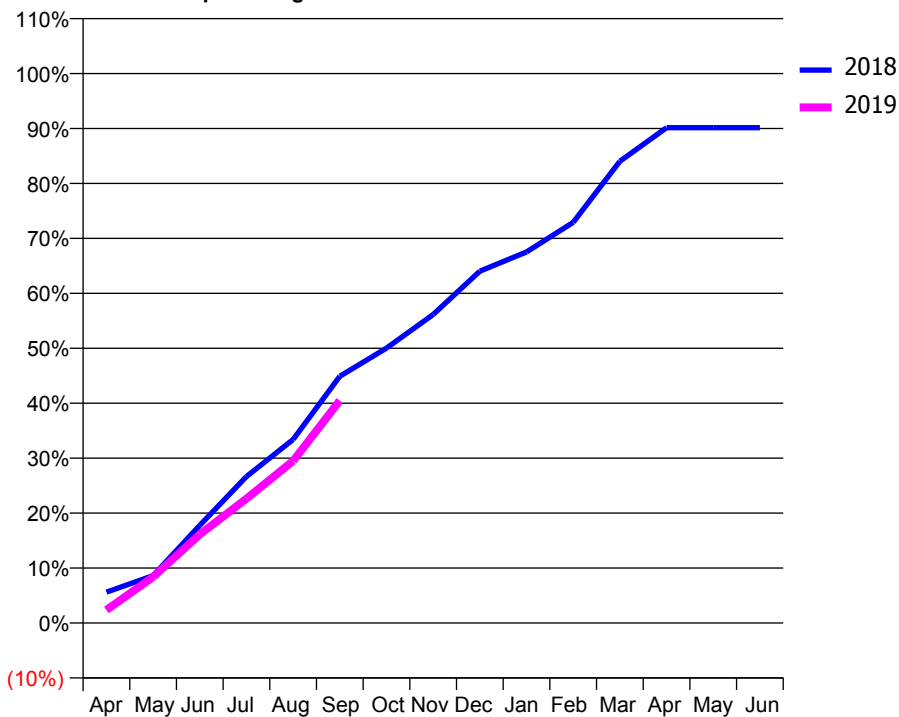
ACCESS*

Patients seen in 24 months	Total	Change since previous quarter
Quarter ending September 2017	411	
Quarter ending December 2017	410	→
Quarter ending March 2018	409	→
Quarter ending June 2018	409	→
Quarter ending September 2018	411	→
Variance since September 2017	0.0%	→



ACTIVITY

Cumulative percentage of contracted UDA delivered 2018 & 2019



Adjusted Scheduled Activity (UDA)

Month	2018	2019
April	45	19
May	69	67
June	142	129
July	213	181
August	267	236
September	359	324
October	400	
November	449	
December	512	
January	540	
February	583	
March	672	
April	721	
May	721	
June	721	

QUALITY

	Quantity	Base Number	Contract	AT	Region	England
% of FP17s for the same patient ID Re-attending within 3 months - Children	6	261	2.3%	11.6%	12.2%	11.6%
% of FP17s for the same patient ID Re-attending within 3 months - Adults	0	11	0.0%	16.5%	15.8%	15.5%
% of FP17s for the same patient ID Re-attending between 3 & 9 months - Children	171	261	65.5%	58.4%	60.3%	58.8%
% of FP17s for the same patient ID Re-attending between 3 & 9 months - Adults	9	11	81.8%	52.0%	53.5%	51.1%
% of FP17s for Band 1 Urgent Courses	0	232	0.0%	9.8%	9.1%	9.0%
% of FP17s Relating to Free Repair or Replacements	0	232	0.0%	1.1%	1.0%	0.8%
% of FP17s Relating to Continuations	0	232	0.0%	1.2%	1.0%	0.9%
% of Patients satisfied with the dentistry they have received	0	0	N/A	93.5%	93.6%	93.3%
% of Patients satisfied with the time they had to wait for an appointment	0	0	N/A	93.1%	89.8%	88.9%

* This is based on patients treated on this contract for their most recent course of treatment. Figures in italics indicate the base number of FP17s or Patient Questionnaire responses are less than 100. N/A is shown where the base number of responses is less than 10 during the period. % is calculated as Quantity/Base number*100

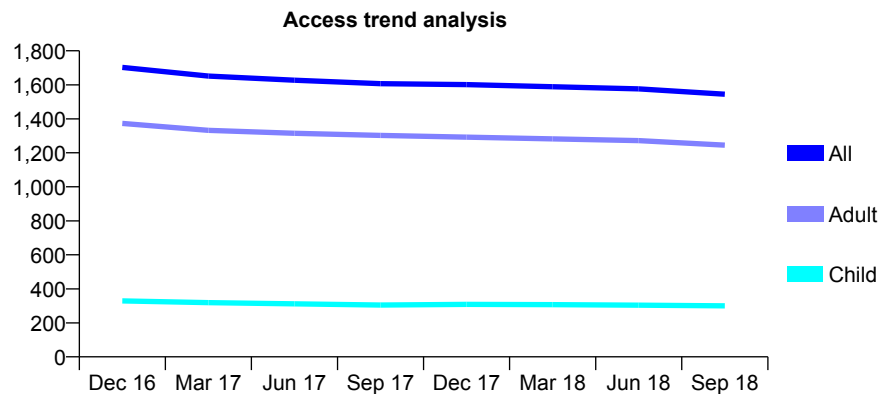
Q44 - Vital Signs At a Glance Contract Report for 762261/0001 - September 2018

Name or company name	MR A ASHTAB
Contract type name	GDS Contract
Purpose of contract	General
Contract start date	01/04/2006
Contract end date	

18/19 Contracted general activity (UDA)	5,520
Carry forward general activity (UDA)	0
18/19 Contracted orthodontic activity (UOA)	0
Carry forward orthodontic activity (UOA)	0
Baseline contract value	£137,612.50

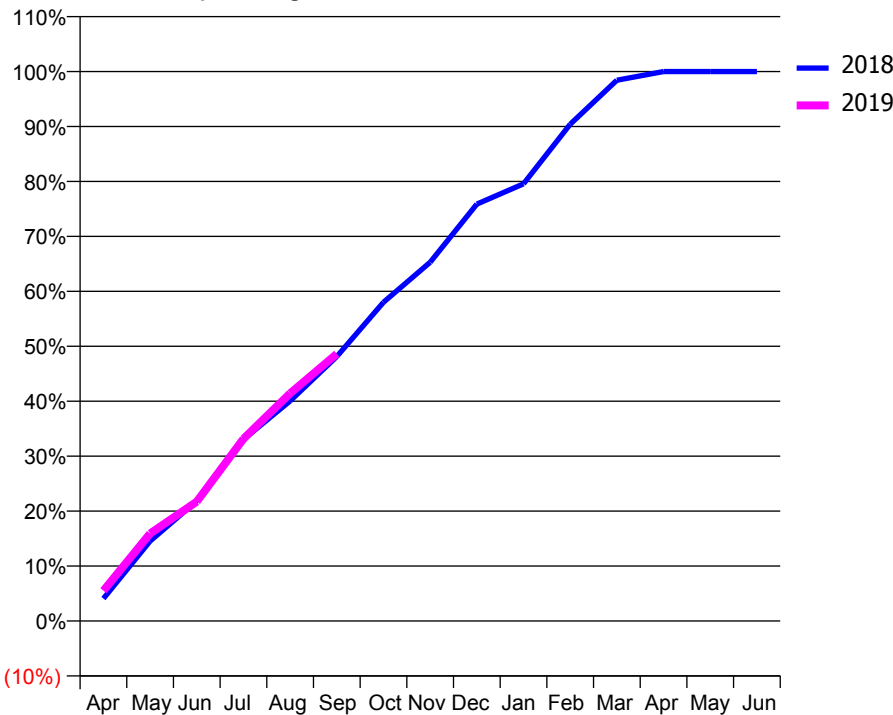
ACCESS*

Patients seen in 24 months	Total	Change since previous quarter
Quarter ending September 2017	1,607	
Quarter ending December 2017	1,601	→
Quarter ending March 2018	1,589	→
Quarter ending June 2018	1,576	→
Quarter ending September 2018	1,545	↓
Variance since September 2017	(3.9%)	↓



ACTIVITY

Cumulative percentage of contracted UDA delivered 2018 & 2019



Adjusted Scheduled Activity (UDA)		
Month	2018	2019
April	226	305
May	807	880
June	1,213	1,199
July	1,833	1,830
August	2,221	2,287
September	2,670	2,683
October	3,217	
November	3,621	
December	4,208	
January	4,413	
February	5,014	
March	5,458	
April	5,546	
May	5,546	
June	5,546	

QUALITY

	Quantity	Base Number	Contract	AT	Region	England
% of FP17s for the same patient ID Re-attending within 3 months - Children	21	233	9.0%	11.6%	12.2%	11.6%
% of FP17s for the same patient ID Re-attending within 3 months - Adults	225	1,061	21.2%	16.5%	15.8%	15.5%
% of FP17s for the same patient ID Re-attending between 3 & 9 months - Children	157	233	67.4%	58.4%	60.3%	58.8%
% of FP17s for the same patient ID Re-attending between 3 & 9 months - Adults	591	1,061	55.7%	52.0%	53.5%	51.1%
% of FP17s for Band 1 Urgent Courses	118	1,254	9.4%	9.8%	9.1%	9.0%
% of FP17s Relating to Free Repair or Replacements	8	1,254	0.6%	1.1%	1.0%	0.8%
% of FP17s Relating to Continuations	22	1,254	1.8%	1.2%	1.0%	0.9%
% of Patients satisfied with the dentistry they have received	3	3	N/A	93.5%	93.6%	93.3%
% of Patients satisfied with the time they had to wait for an appointment	3	3	N/A	93.1%	89.8%	88.9%

* This is based on patients treated on this contract for their most recent course of treatment. Figures in italics indicate the base number of FP17s or Patient Questionnaire responses are less than 100. N/A is shown where the base number of responses is less than 10 during the period. % is calculated as Quantity/Base number*100

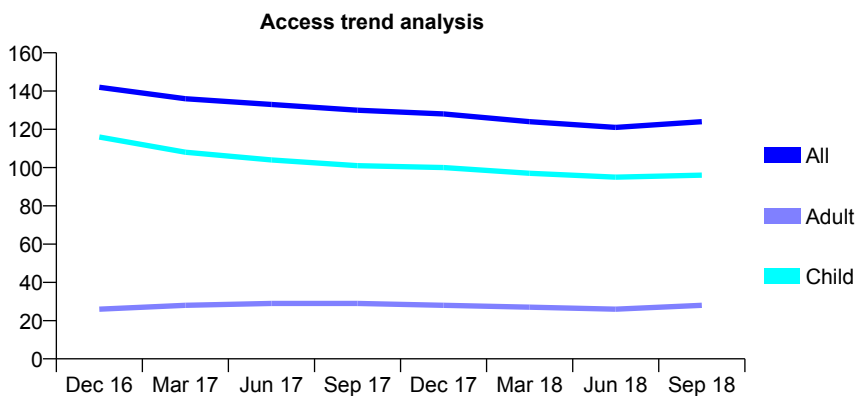
Q44 - Vital Signs At a Glance Contract Report for 766259/0001 - September 2018

Name or company name	MRS A STRETTON
Contract type name	GDS Contract
Purpose of contract	General
Contract start date	19/11/2010
Contract end date	

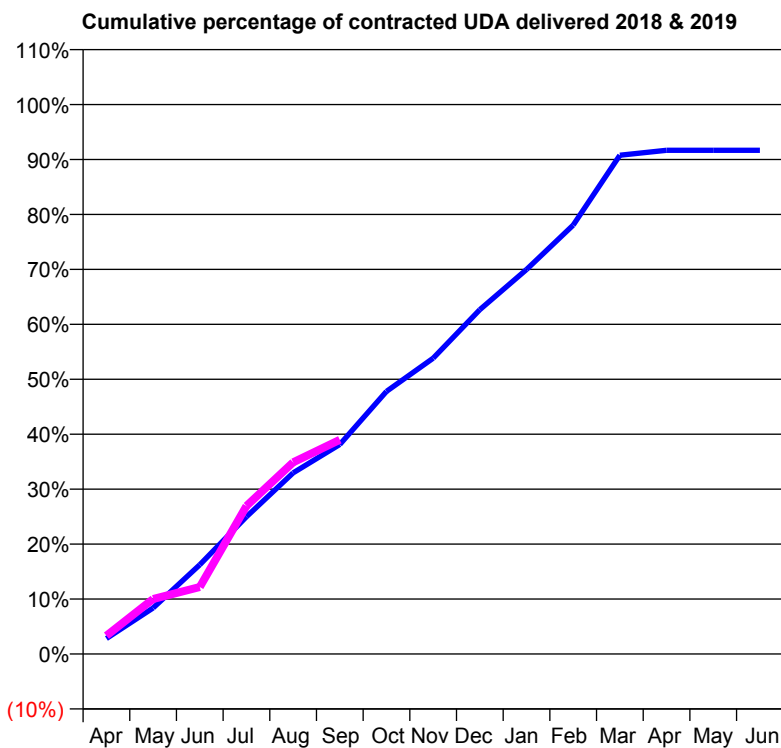
18/19 Contracted general activity (UDA)	781
Carry forward general activity (UDA)	0
18/19 Contracted orthodontic activity (UOA)	0
Carry forward orthodontic activity (UOA)	0
Baseline contract value	£18,398.83

ACCESS*

Patients seen in 24 months	Total	Change since previous quarter
Quarter ending September 2017	130	
Quarter ending December 2017	128	↓
Quarter ending March 2018	124	↓
Quarter ending June 2018	121	↓
Quarter ending September 2018	124	↑
Variance since September 2017	(4.6%)	↓



ACTIVITY



Adjusted Scheduled Activity (UDA)		
Month	2018	2019
April	22	26
May	65	78
June	127	95
July	195	210
August	257	272
September	298	304
October	373	
November	420	
December	489	
January	546	
February	610	
March	709	
April	716	
May	716	
June	716	

QUALITY

	Quantity	Base Number	Contract	AT	Region	England
% of FP17s for the same patient ID Re-attending within 3 months - Children	20	120	16.7%	11.6%	12.2%	11.6%
% of FP17s for the same patient ID Re-attending within 3 months - Adults	4	15	26.7%	16.5%	15.8%	15.5%
% of FP17s for the same patient ID Re-attending between 3 & 9 months - Children	90	120	75.0%	58.4%	60.3%	58.8%
% of FP17s for the same patient ID Re-attending between 3 & 9 months - Adults	9	15	60.0%	52.0%	53.5%	51.1%
% of FP17s for Band 1 Urgent Courses	7	129	5.4%	9.8%	9.1%	9.0%
% of FP17s Relating to Free Repair or Replacements	0	129	0.0%	1.1%	1.0%	0.8%
% of FP17s Relating to Continuations	3	129	2.3%	1.2%	1.0%	0.9%
% of Patients satisfied with the dentistry they have received	0	0	N/A	93.5%	93.6%	93.3%
% of Patients satisfied with the time they had to wait for an appointment	0	0	N/A	93.1%	89.8%	88.9%

* This is based on patients treated on this contract for their most recent course of treatment. Figures in italics indicate the base number of FP17s or Patient Questionnaire responses are less than 100. N/A is shown where the base number of responses is less than 10 during the period. % is calculated as Quantity/Base number*100

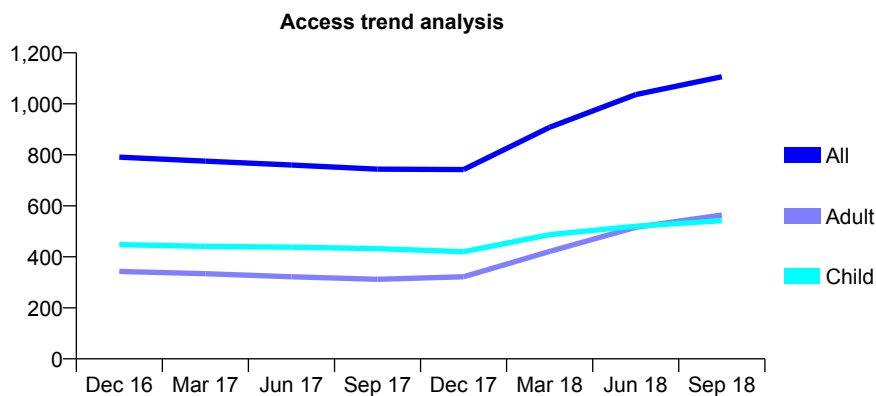
Q44 - Vital Signs At a Glance Contract Report for 803758/0001 - September 2018

Name or company name	White Friars House Dental Practice
Contract type name	GDS Contract
Purpose of contract	General
Contract start date	01/04/2006
Contract end date	

18/19 Contracted general activity (UDA)	5,524
Carry forward general activity (UDA)	0
18/19 Contracted orthodontic activity (UOA)	0
Carry forward orthodontic activity (UOA)	0
Baseline contract value	£114,190.26

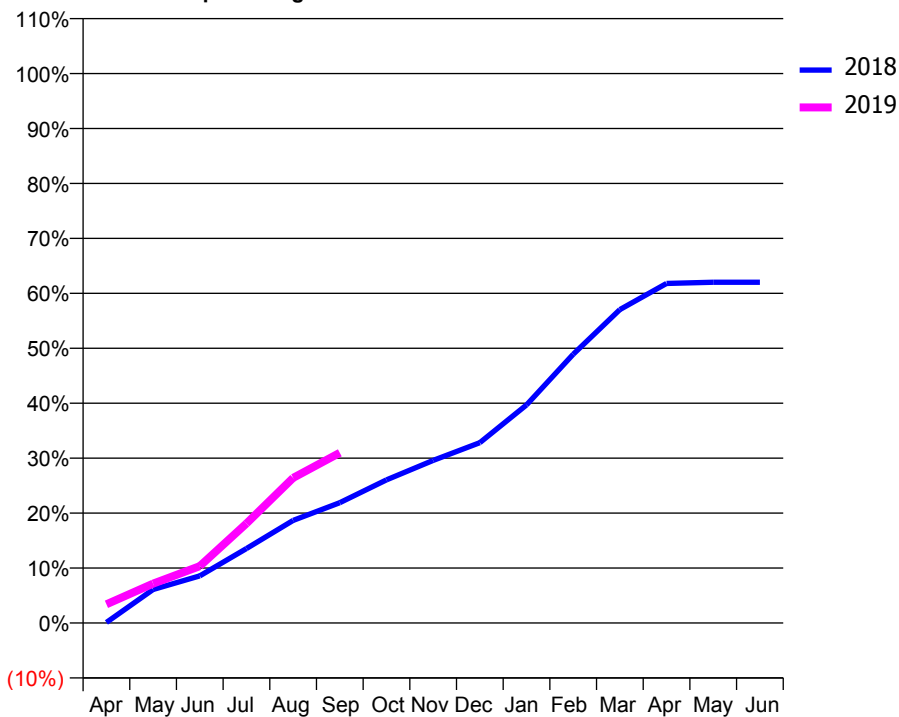
ACCESS*

Patients seen in 24 months	Total	Change since previous quarter
Quarter ending September 2017	744	
Quarter ending December 2017	742	→
Quarter ending March 2018	908	↑
Quarter ending June 2018	1,036	↑
Quarter ending September 2018	1,106	↑
Variance since September 2017	48.7%	↑



ACTIVITY

Cumulative percentage of contracted UDA delivered 2018 & 2019



Month	Adjusted Scheduled Activity (UDA)	
	2018	2019
April	4	188
May	234	396
June	330	572
July	521	1,001
August	717	1,459
September	841	1,711
October	1,001	
November	1,137	
December	1,261	
January	1,524	
February	1,878	
March	2,191	
April	2,373	
May	2,382	
June	2,382	

QUALITY

	Quantity	Base Number	Contract	AT	Region	England
% of FP17s for the same patient ID Re-attending within 3 months - Children	22	418	5.3%	11.6%	12.2%	11.6%
% of FP17s for the same patient ID Re-attending within 3 months - Adults	83	435	19.1%	16.5%	15.8%	15.5%
% of FP17s for the same patient ID Re-attending between 3 & 9 months - Children	210	418	50.2%	58.4%	60.3%	58.8%
% of FP17s for the same patient ID Re-attending between 3 & 9 months - Adults	132	435	30.3%	52.0%	53.5%	51.1%
% of FP17s for Band 1 Urgent Courses	43	767	5.6%	9.8%	9.1%	9.0%
% of FP17s Relating to Free Repair or Replacements	2	767	0.3%	1.1%	1.0%	0.8%
% of FP17s Relating to Continuations	2	767	0.3%	1.2%	1.0%	0.9%
% of Patients satisfied with the dentistry they have received	1	1	N/A	93.5%	93.6%	93.3%
% of Patients satisfied with the time they had to wait for an appointment	1	1	N/A	93.1%	89.8%	88.9%

* This is based on patients treated on this contract for their most recent course of treatment. Figures in italics indicate the base number of FP17s or Patient Questionnaire responses are less than 100. N/A is shown where the base number of responses is less than 10 during the period. % is calculated as Quantity/Base number*100

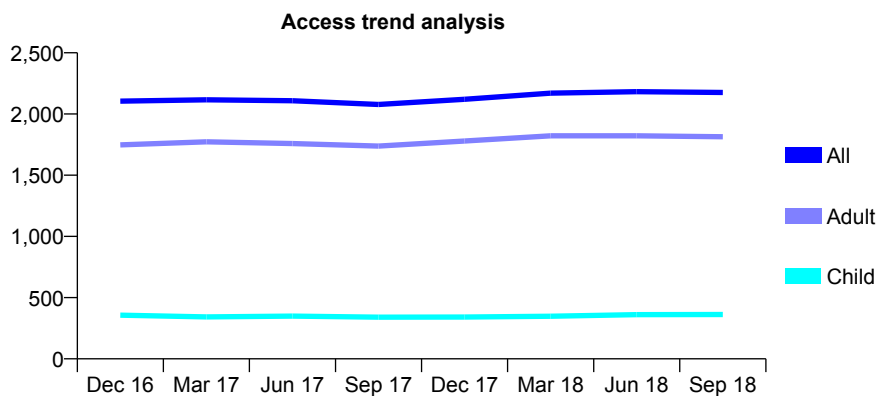
Q44 - Vital Signs At a Glance Contract Report for 804770/0001 - September 2018

Name or company name	Crewe Dental Care
Contract type name	GDS Contract
Purpose of contract	General
Contract start date	01/04/2006
Contract end date	

18/19 Contracted general activity (UDA)	7,381
Carry forward general activity (UDA)	0
18/19 Contracted orthodontic activity (UOA)	0
Carry forward orthodontic activity (UOA)	0
Baseline contract value	£182,900.62

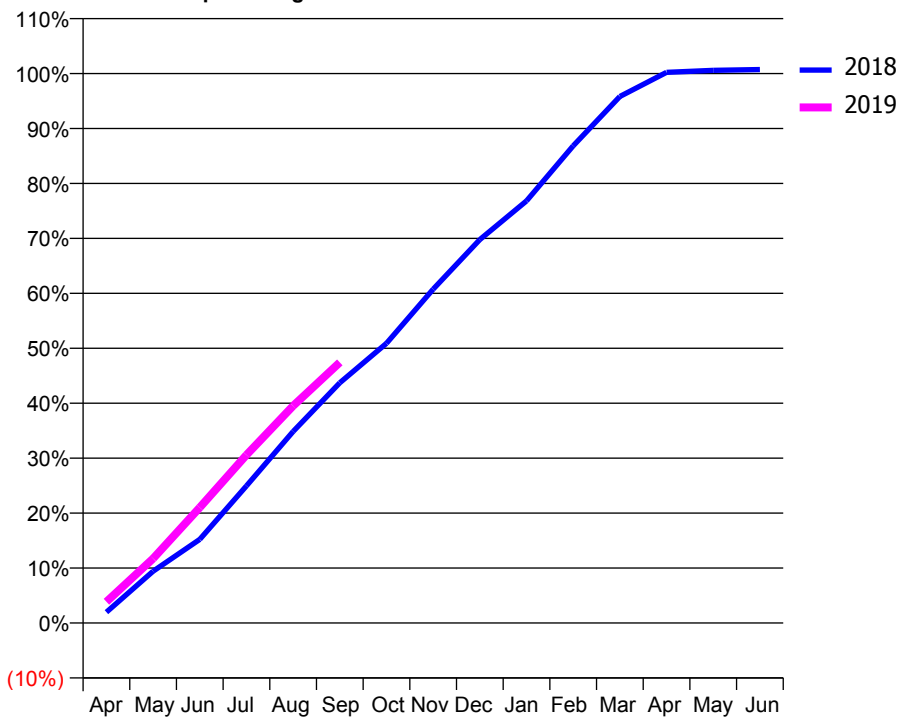
ACCESS*

Patients seen in 24 months	Total	Change since previous quarter
Quarter ending September 2017	2,078	
Quarter ending December 2017	2,120	↑
Quarter ending March 2018	2,170	↑
Quarter ending June 2018	2,183	→
Quarter ending September 2018	2,176	→
Variance since September 2017	4.7%	↑



ACTIVITY

Cumulative percentage of contracted UDA delivered 2018 & 2019



Month	Adjusted Scheduled Activity (UDA)	
	2018	2019
April	148	285
May	710	866
June	1,146	1,551
July	1,878	2,259
August	2,624	2,917
September	3,290	3,500
October	3,831	
November	4,574	
December	5,252	
January	5,782	
February	6,537	
March	7,213	
April	7,543	
May	7,571	
June	7,583	

QUALITY

	Quantity	Base Number	Contract	AT	Region	England
% of FP17s for the same patient ID Re-attending within 3 months - Children	11	289	3.8%	11.6%	12.2%	11.6%
% of FP17s for the same patient ID Re-attending within 3 months - Adults	246	1,554	15.8%	16.5%	15.8%	15.5%
% of FP17s for the same patient ID Re-attending between 3 & 9 months - Children	173	289	59.9%	58.4%	60.3%	58.8%
% of FP17s for the same patient ID Re-attending between 3 & 9 months - Adults	1,014	1,554	65.3%	52.0%	53.5%	51.1%
% of FP17s for Band 1 Urgent Courses	15	1,710	0.9%	9.8%	9.1%	9.0%
% of FP17s Relating to Free Repair or Replacements	16	1,710	0.9%	1.1%	1.0%	0.8%
% of FP17s Relating to Continuations	16	1,710	0.9%	1.2%	1.0%	0.9%
% of Patients satisfied with the dentistry they have received	2	2	N/A	93.5%	93.6%	93.3%
% of Patients satisfied with the time they had to wait for an appointment	2	2	N/A	93.1%	89.8%	88.9%

* This is based on patients treated on this contract for their most recent course of treatment. Figures in italics indicate the base number of FP17s or Patient Questionnaire responses are less than 100. N/A is shown where the base number of responses is less than 10 during the period. % is calculated as Quantity/Base number*100

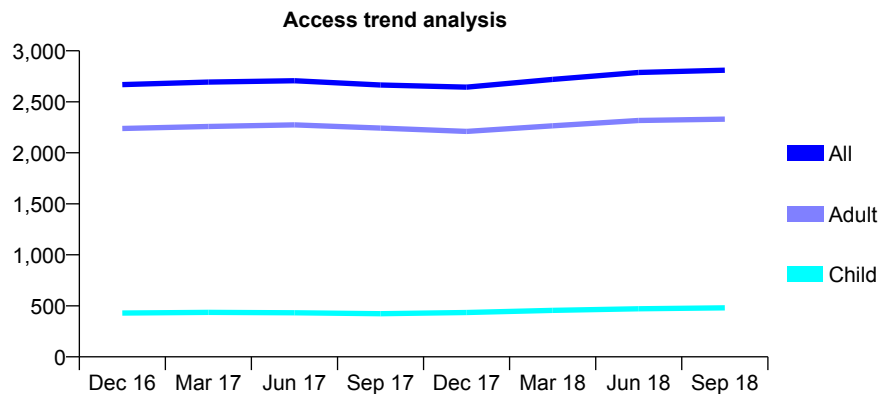
Q44 - Vital Signs At a Glance Contract Report for 810908/0001 - September 2018

Name or company name	MR TW WOODS
Contract type name	GDS Contract
Purpose of contract	General
Contract start date	01/04/2006
Contract end date	

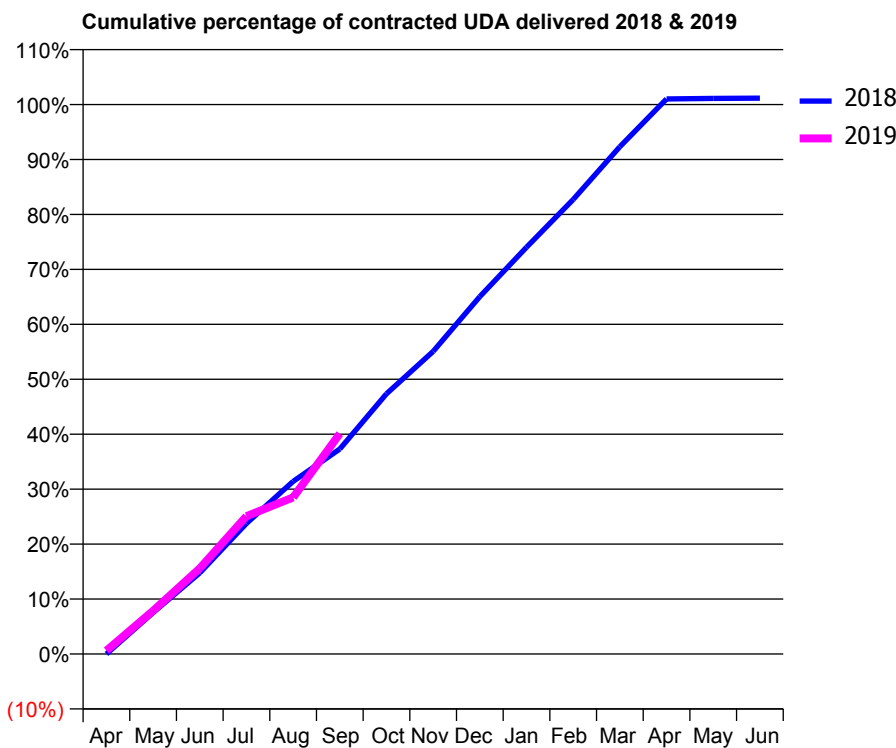
18/19 Contracted general activity (UDA)	7,519
Carry forward general activity (UDA)	0
18/19 Contracted orthodontic activity (UOA)	0
Carry forward orthodontic activity (UOA)	0
Baseline contract value	£187,774.00

ACCESS*

Patients seen in 24 months	Total	Change since previous quarter
Quarter ending September 2017	2,665	
Quarter ending December 2017	2,644	→
Quarter ending March 2018	2,720	↑
Quarter ending June 2018	2,788	↑
Quarter ending September 2018	2,810	→
Variance since September 2017	5.4%	↑



ACTIVITY



Month	Adjusted Scheduled Activity (UDA)	
	2018	2019
April	0	47
May	577	593
June	1,132	1,172
July	1,822	1,887
August	2,410	2,144
September	2,861	3,015
October	3,631	
November	4,224	
December	4,988	
January	5,677	
February	6,343	
March	7,080	
April	7,747	
May	7,754	
June	7,758	

QUALITY

	Quantity	Base Number	Contract	AT	Region	England
% of FP17s for the same patient ID Re-attending within 3 months - Children	10	293	3.4%	11.6%	12.2%	11.6%
% of FP17s for the same patient ID Re-attending within 3 months - Adults	133	1,396	9.5%	16.5%	15.8%	15.5%
% of FP17s for the same patient ID Re-attending between 3 & 9 months - Children	113	293	38.6%	58.4%	60.3%	58.8%
% of FP17s for the same patient ID Re-attending between 3 & 9 months - Adults	678	1,396	48.6%	52.0%	53.5%	51.1%
% of FP17s for Band 1 Urgent Courses	54	1,380	3.9%	9.8%	9.1%	9.0%
% of FP17s Relating to Free Repair or Replacements	5	1,380	0.4%	1.1%	1.0%	0.8%
% of FP17s Relating to Continuations	12	1,380	0.9%	1.2%	1.0%	0.9%
% of Patients satisfied with the dentistry they have received	4	4	N/A	93.5%	93.6%	93.3%
% of Patients satisfied with the time they had to wait for an appointment	4	4	N/A	93.1%	89.8%	88.9%

* This is based on patients treated on this contract for their most recent course of treatment. Figures in italics indicate the base number of FP17s or Patient Questionnaire responses are less than 100. N/A is shown where the base number of responses is less than 10 during the period. % is calculated as Quantity/Base number*100

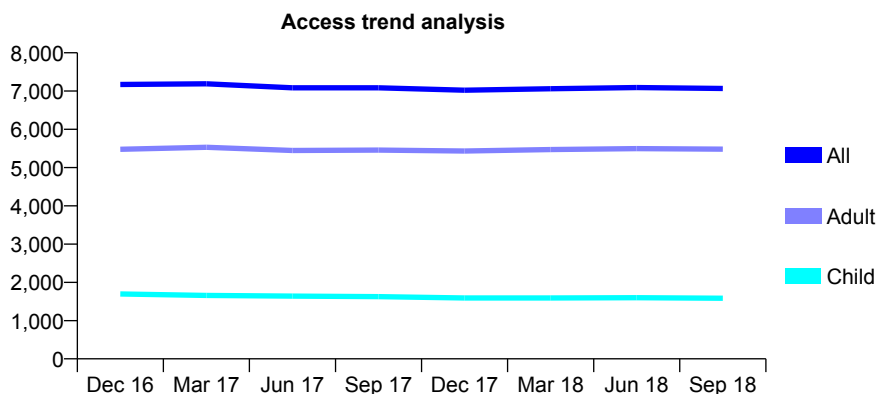
Q44 - Vital Signs At a Glance Contract Report for 811289/0001 - September 2018

Name or company name	MR WD SCOTT
Contract type name	GDS Contract
Purpose of contract	General
Contract start date	01/04/2006
Contract end date	

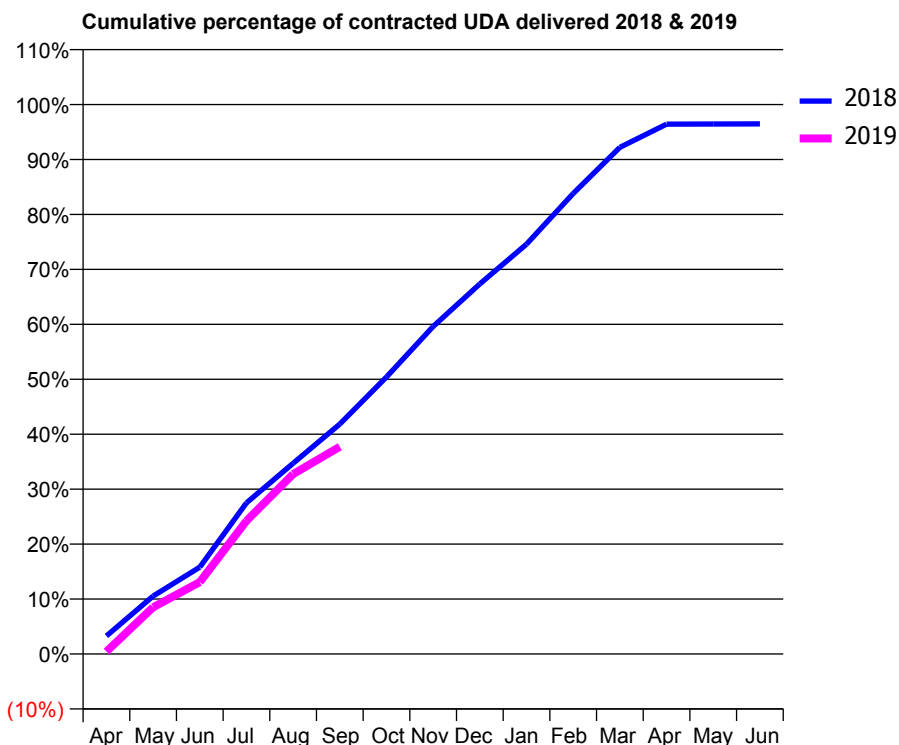
18/19 Contracted general activity (UDA)	21,992
Carry forward general activity (UDA)	773
18/19 Contracted orthodontic activity (UOA)	0
Carry forward orthodontic activity (UOA)	0
Baseline contract value	£667,317.56

ACCESS*

Patients seen in 24 months	Total	Change since previous quarter
Quarter ending September 2017	7,084	
Quarter ending December 2017	7,023	→
Quarter ending March 2018	7,062	→
Quarter ending June 2018	7,093	→
Quarter ending September 2018	7,067	→
Variance since September 2017	(0.2%)	→



ACTIVITY



Month	Adjusted Scheduled Activity (UDA)	
	2018	2019
April	724	100
May	2,317	1,870
June	3,475	2,877
July	6,050	5,328
August	7,635	7,201
September	9,202	8,297
October	11,089	
November	13,108	
December	14,813	
January	16,401	
February	18,433	
March	20,276	
April	21,206	
May	21,211	
June	21,218	

QUALITY

	Quantity	Base Number	Contract	AT	Region	England
% of FP17s for the same patient ID Re-attending within 3 months - Children	97	1,375	7.1%	11.6%	12.2%	11.6%
% of FP17s for the same patient ID Re-attending within 3 months - Adults	718	3,993	18.0%	16.5%	15.8%	15.5%
% of FP17s for the same patient ID Re-attending between 3 & 9 months - Children	915	1,375	66.5%	58.4%	60.3%	58.8%
% of FP17s for the same patient ID Re-attending between 3 & 9 months - Adults	2,209	3,993	55.3%	52.0%	53.5%	51.1%
% of FP17s for Band 1 Urgent Courses	684	4,965	13.8%	9.8%	9.1%	9.0%
% of FP17s Relating to Free Repair or Replacements	41	4,965	0.8%	1.1%	1.0%	0.8%
% of FP17s Relating to Continuations	55	4,965	1.1%	1.2%	1.0%	0.9%
% of Patients satisfied with the dentistry they have received	4	4	N/A	93.5%	93.6%	93.3%
% of Patients satisfied with the time they had to wait for an appointment	4	4	N/A	93.1%	89.8%	88.9%

* This is based on patients treated on this contract for their most recent course of treatment. Figures in italics indicate the base number of FP17s or Patient Questionnaire responses are less than 100. N/A is shown where the base number of responses is less than 10 during the period. % is calculated as Quantity/Base number*100

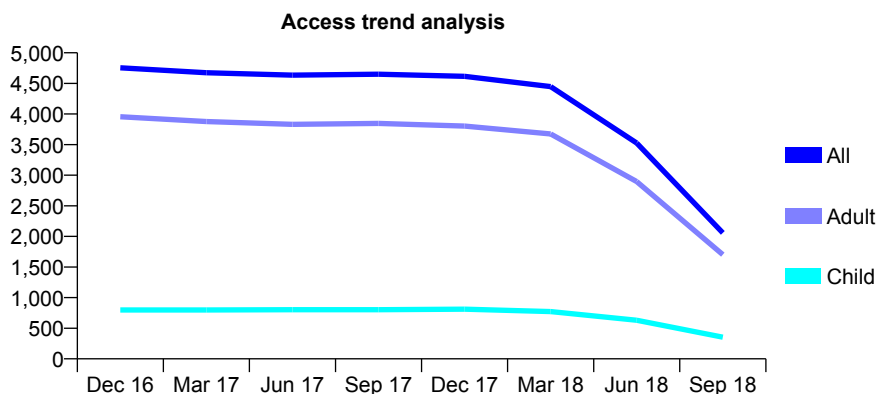
Q44 - Vital Signs At a Glance Contract Report for 812366/0001 - September 2018

Name or company name	Alsager Dental Care
Contract type name	GDS Contract
Purpose of contract	General
Contract start date	01/04/2006
Contract end date	30/04/2018

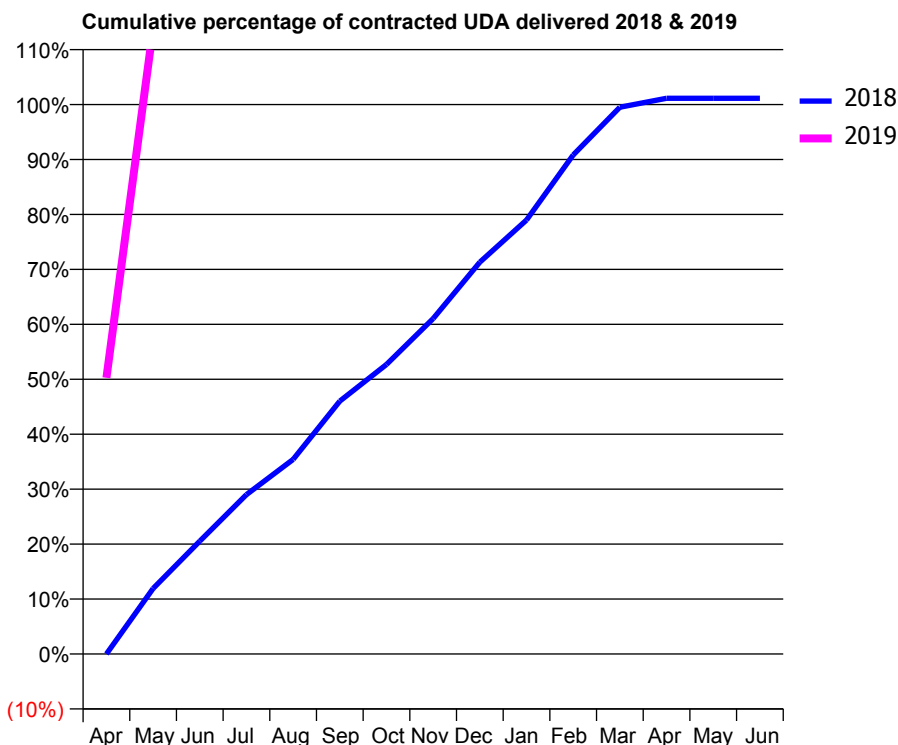
18/19 Contracted general activity (UDA)	917
Carry forward general activity (UDA)	0
18/19 Contracted orthodontic activity (UOA)	0
Carry forward orthodontic activity (UOA)	0
Baseline contract value	£20,535.63

ACCESS*

Patients seen in 24 months	Total	Change since previous quarter
Quarter ending September 2017	4,650	
Quarter ending December 2017	4,615	→
Quarter ending March 2018	4,448	↓
Quarter ending June 2018	3,527	↓
Quarter ending September 2018	2,057	↓
Variance since September 2017	(55.8%)	↓



ACTIVITY



Month	Adjusted Scheduled Activity (UDA)	
	2018	2019
April	0	461
May	1,311	1,043
June	2,260	1,211
July	3,191	1,253
August	3,895	1,304
September	5,062	1,314
October	5,798	
November	6,716	
December	7,844	
January	8,687	
February	9,991	
March	10,946	
April	11,125	
May	11,125	
June	11,125	

QUALITY

	Quantity	Base Number	Contract	AT	Region	England
% of FP17s for the same patient ID Re-attending within 3 months - Children	3	123	2.4%	11.6%	12.2%	11.6%
% of FP17s for the same patient ID Re-attending within 3 months - Adults	86	665	12.9%	16.5%	15.8%	15.5%
% of FP17s for the same patient ID Re-attending between 3 & 9 months - Children	57	123	46.3%	58.4%	60.3%	58.8%
% of FP17s for the same patient ID Re-attending between 3 & 9 months - Adults	289	665	43.5%	52.0%	53.5%	51.1%
% of FP17s for Band 1 Urgent Courses	134	709	18.9%	9.8%	9.1%	9.0%
% of FP17s Relating to Free Repair or Replacements	0	709	0.0%	1.1%	1.0%	0.8%
% of FP17s Relating to Continuations	8	709	1.1%	1.2%	1.0%	0.9%
% of Patients satisfied with the dentistry they have received	3	3	N/A	93.5%	93.6%	93.3%
% of Patients satisfied with the time they had to wait for an appointment	3	3	N/A	93.1%	89.8%	88.9%

* This is based on patients treated on this contract for their most recent course of treatment. Figures in italics indicate the base number of FP17s or Patient Questionnaire responses are less than 100. N/A is shown where the base number of responses is less than 10 during the period. % is calculated as Quantity/Base number*100

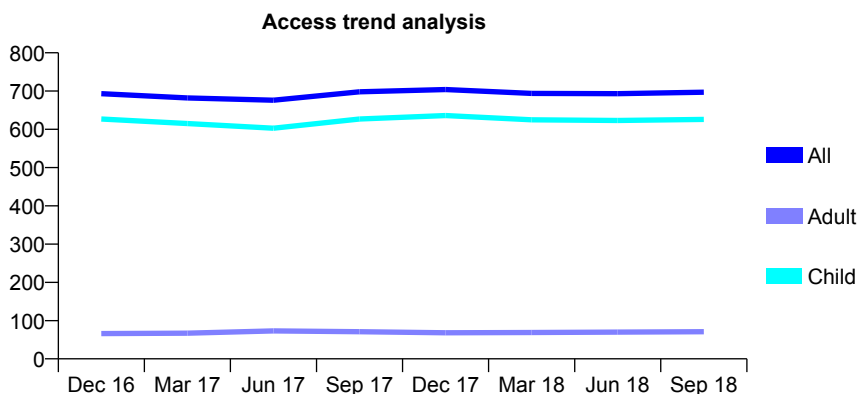
Q44 - Vital Signs At a Glance Contract Report for 812528/0001 - September 2018

Name or company name	MR PM DIGBY
Contract type name	GDS Contract
Purpose of contract	General
Contract start date	01/04/2006
Contract end date	

18/19 Contracted general activity (UDA)	1,600
Carry forward general activity (UDA)	0
18/19 Contracted orthodontic activity (UOA)	0
Carry forward orthodontic activity (UOA)	0
Baseline contract value	£36,754.74

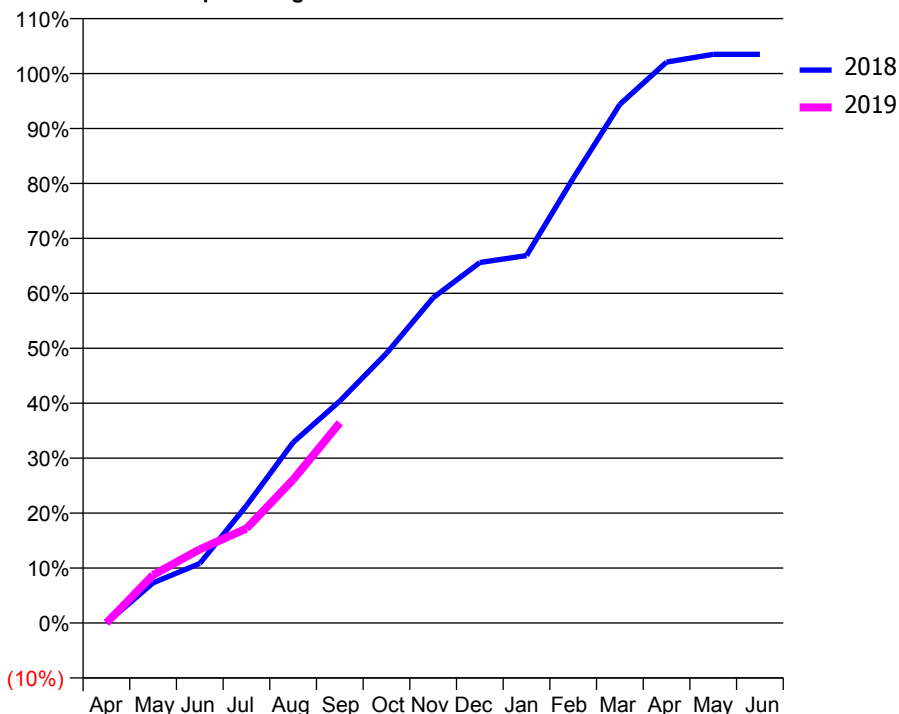
ACCESS*

Patients seen in 24 months	Total	Change since previous quarter
Quarter ending September 2017	698	
Quarter ending December 2017	704	→
Quarter ending March 2018	694	↓
Quarter ending June 2018	693	→
Quarter ending September 2018	697	→
Variance since September 2017	(0.1%)	→



ACTIVITY

Cumulative percentage of contracted UDA delivered 2018 & 2019



Month	Adjusted Scheduled Activity (UDA)	
	2018	2019
April	0	0
May	105	140
June	155	215
July	305	275
August	469	417
September	577	583
October	701	
November	845	
December	937	
January	955	
February	1,156	
March	1,348	
April	1,458	
May	1,478	
June	1,478	

QUALITY

	Quantity	Base Number	Contract	AT	Region	England
% of FP17s for the same patient ID Re-attending within 3 months - Children	31	528	5.9%	11.6%	12.2%	11.6%
% of FP17s for the same patient ID Re-attending within 3 months - Adults	0	0	N/A	16.5%	15.8%	15.5%
% of FP17s for the same patient ID Re-attending between 3 & 9 months - Children	384	528	72.7%	58.4%	60.3%	58.8%
% of FP17s for the same patient ID Re-attending between 3 & 9 months - Adults	0	0	N/A	52.0%	53.5%	51.1%
% of FP17s for Band 1 Urgent Courses	14	434	3.2%	9.8%	9.1%	9.0%
% of FP17s Relating to Free Repair or Replacements	0	434	0.0%	1.1%	1.0%	0.8%
% of FP17s Relating to Continuations	0	434	0.0%	1.2%	1.0%	0.9%
% of Patients satisfied with the dentistry they have received	0	0	N/A	93.5%	93.6%	93.3%
% of Patients satisfied with the time they had to wait for an appointment	0	0	N/A	93.1%	89.8%	88.9%

* This is based on patients treated on this contract for their most recent course of treatment. Figures in italics indicate the base number of FP17s or Patient Questionnaire responses are less than 100. N/A is shown where the base number of responses is less than 10 during the period. % is calculated as Quantity/Base number*100

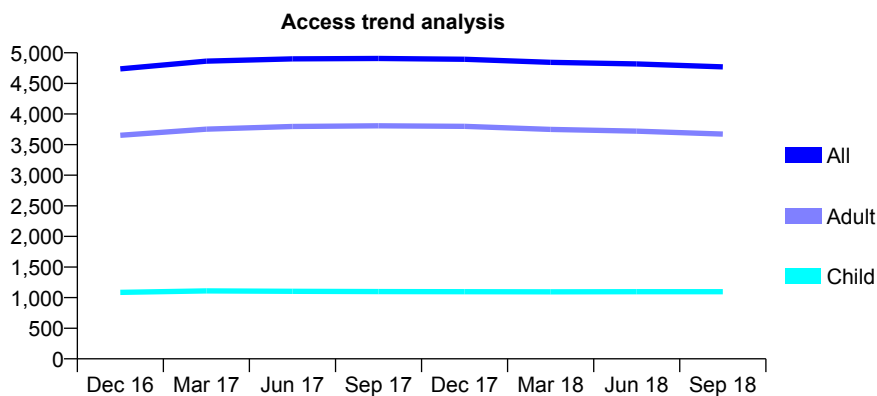
Q44 - Vital Signs At a Glance Contract Report for 813397/0001 - September 2018

Name or company name	MR MP MEREDITH
Contract type name	GDS Contract
Purpose of contract	General
Contract start date	01/04/2006
Contract end date	

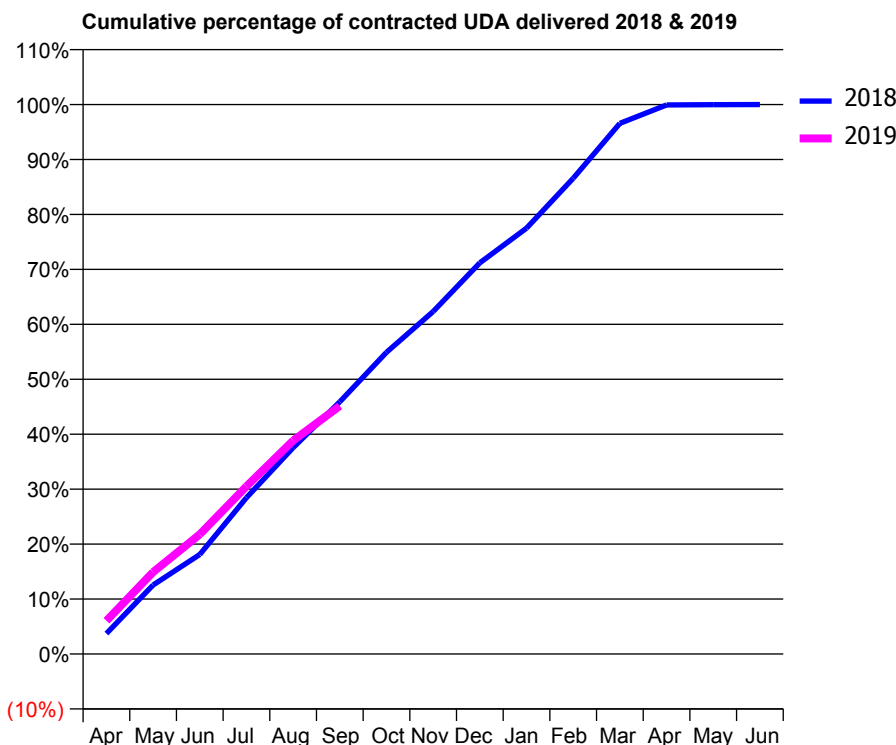
18/19 Contracted general activity (UDA)	13,200
Carry forward general activity (UDA)	0
18/19 Contracted orthodontic activity (UOA)	0
Carry forward orthodontic activity (UOA)	0
Baseline contract value	£352,801.96

ACCESS*

Patients seen in 24 months	Total	Change since previous quarter
Quarter ending September 2017	4,908	
Quarter ending December 2017	4,894	→
Quarter ending March 2018	4,844	↓
Quarter ending June 2018	4,817	→
Quarter ending September 2018	4,771	→
Variance since September 2017	(2.8%)	↓



ACTIVITY



Month	Adjusted Scheduled Activity (UDA)	
	2018	2019
April	492	799
May	1,660	1,969
June	2,398	2,876
July	3,763	4,028
August	4,968	5,125
September	6,071	5,959
October	7,262	
November	8,244	
December	9,415	
January	10,252	
February	11,452	
March	12,775	
April	13,218	
May	13,225	
June	13,228	

QUALITY

	Quantity	Base Number	Contract	AT	Region	England
% of FP17s for the same patient ID Re-attending within 3 months - Children	132	932	14.2%	11.6%	12.2%	11.6%
% of FP17s for the same patient ID Re-attending within 3 months - Adults	513	2,752	18.6%	16.5%	15.8%	15.5%
% of FP17s for the same patient ID Re-attending between 3 & 9 months - Children	551	932	59.1%	58.4%	60.3%	58.8%
% of FP17s for the same patient ID Re-attending between 3 & 9 months - Adults	1,443	2,752	52.4%	52.0%	53.5%	51.1%
% of FP17s for Band 1 Urgent Courses	295	3,435	8.6%	9.8%	9.1%	9.0%
% of FP17s Relating to Free Repair or Replacements	39	3,435	1.1%	1.1%	1.0%	0.8%
% of FP17s Relating to Continuations	35	3,435	1.0%	1.2%	1.0%	0.9%
% of Patients satisfied with the dentistry they have received	3	3	N/A	93.5%	93.6%	93.3%
% of Patients satisfied with the time they had to wait for an appointment	2	3	N/A	93.1%	89.8%	88.9%

* This is based on patients treated on this contract for their most recent course of treatment. Figures in italics indicate the base number of FP17s or Patient Questionnaire responses are less than 100. N/A is shown where the base number of responses is less than 10 during the period. % is calculated as Quantity/Base number*100

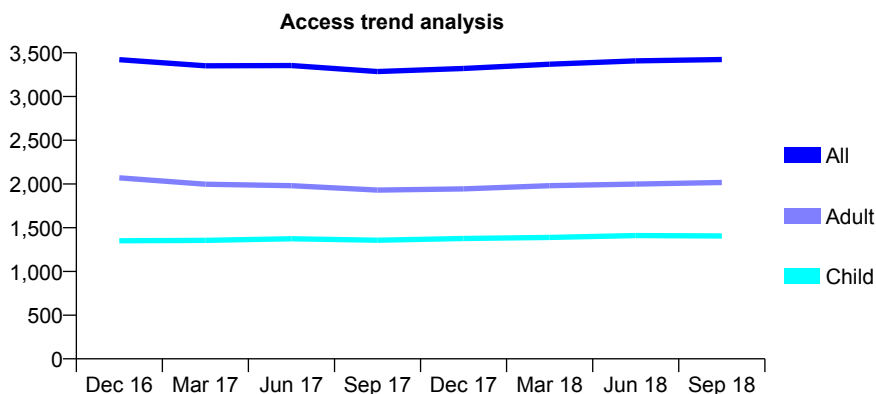
Q44 - Vital Signs At a Glance Contract Report for 813540/0001 - September 2018

Name or company name	MR PD SHERRARD
Contract type name	GDS Contract
Purpose of contract	General
Contract start date	01/04/2006
Contract end date	

18/19 Contracted general activity (UDA)	9,000
Carry forward general activity (UDA)	0
18/19 Contracted orthodontic activity (UOA)	0
Carry forward orthodontic activity (UOA)	0
Baseline contract value	£262,918.86

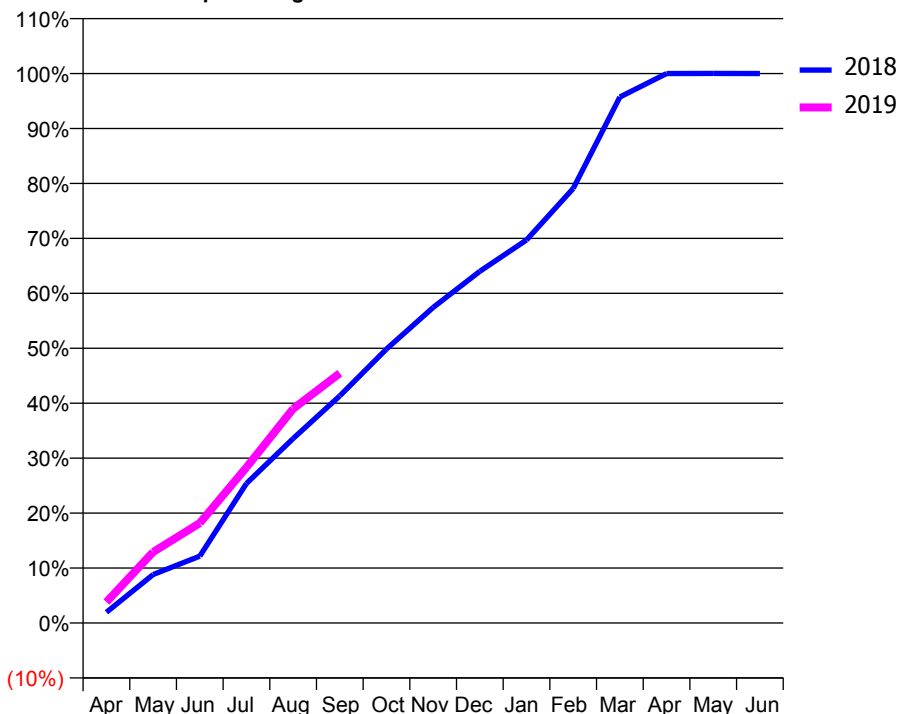
ACCESS*

Patients seen in 24 months	Total	Change since previous quarter
Quarter ending September 2017	3,286	
Quarter ending December 2017	3,321	→
Quarter ending March 2018	3,370	→
Quarter ending June 2018	3,408	→
Quarter ending September 2018	3,423	→
Variance since September 2017	4.2%	↑



ACTIVITY

Cumulative percentage of contracted UDA delivered 2018 & 2019



Month	Adjusted Scheduled Activity (UDA)	
	2018	2019
April	178	344
May	804	1,162
June	1,110	1,637
July	2,318	2,550
August	3,065	3,508
September	3,774	4,092
October	4,551	
November	5,240	
December	5,841	
January	6,362	
February	7,216	
March	8,737	
April	9,127	
May	9,129	
June	9,127	

QUALITY

	Quantity	Base Number	Contract	AT	Region	England
% of FP17s for the same patient ID Re-attending within 3 months - Children	63	922	6.8%	11.6%	12.2%	11.6%
% of FP17s for the same patient ID Re-attending within 3 months - Adults	163	1,034	15.8%	16.5%	15.8%	15.5%
% of FP17s for the same patient ID Re-attending between 3 & 9 months - Children	472	922	51.2%	58.4%	60.3%	58.8%
% of FP17s for the same patient ID Re-attending between 3 & 9 months - Adults	378	1,034	36.6%	52.0%	53.5%	51.1%
% of FP17s for Band 1 Urgent Courses	234	1,793	13.1%	9.8%	9.1%	9.0%
% of FP17s Relating to Free Repair or Replacements	4	1,793	0.2%	1.1%	1.0%	0.8%
% of FP17s Relating to Continuations	7	1,793	0.4%	1.2%	1.0%	0.9%
% of Patients satisfied with the dentistry they have received	3	3	N/A	93.5%	93.6%	93.3%
% of Patients satisfied with the time they had to wait for an appointment	3	3	N/A	93.1%	89.8%	88.9%

* This is based on patients treated on this contract for their most recent course of treatment. Figures in italics indicate the base number of FP17s or Patient Questionnaire responses are less than 100. N/A is shown where the base number of responses is less than 10 during the period. % is calculated as Quantity/Base number*100

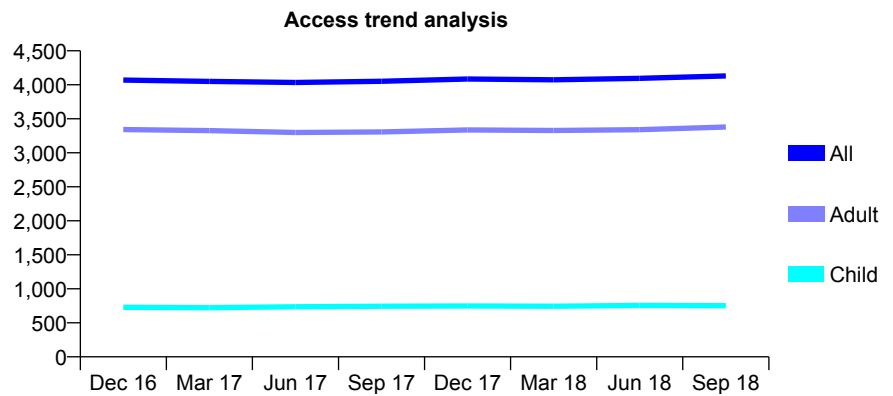
Q44 - Vital Signs At a Glance Contract Report for 815489/0001 - September 2018

Name or company name	MR JS HIBBERT
Contract type name	GDS Contract
Purpose of contract	General
Contract start date	01/04/2006
Contract end date	

18/19 Contracted general activity (UDA)	11,380
Carry forward general activity (UDA)	0
18/19 Contracted orthodontic activity (UOA)	0
Carry forward orthodontic activity (UOA)	0
Baseline contract value	£326,882.38

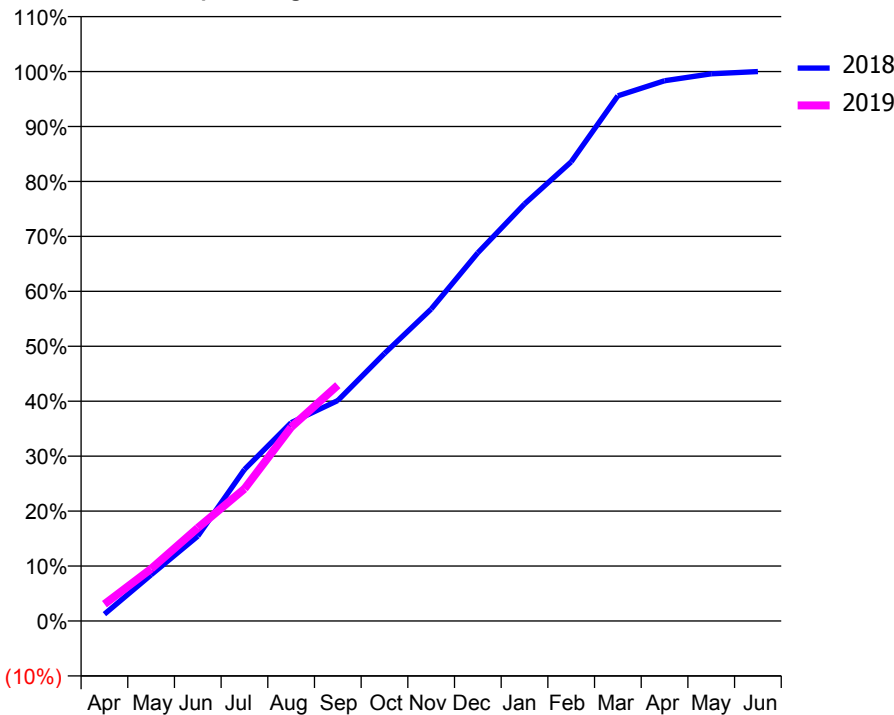
ACCESS*

Patients seen in 24 months	Total	Change since previous quarter
Quarter ending September 2017	4,052	
Quarter ending December 2017	4,085	→
Quarter ending March 2018	4,073	→
Quarter ending June 2018	4,096	→
Quarter ending September 2018	4,131	→
Variance since September 2017	1.9%	→



ACTIVITY

Cumulative percentage of contracted UDA delivered 2018 & 2019



Adjusted Scheduled Activity (UDA)		
Month	2018	2019
April	145	350
May	982	1,082
June	1,803	1,929
July	3,217	2,739
August	4,211	4,014
September	4,681	4,883
October	5,679	
November	6,623	
December	7,818	
January	8,853	
February	9,747	
March	11,150	
April	11,469	
May	11,616	
June	11,665	

QUALITY

	Quantity	Base Number	Contract	AT	Region	England
% of FP17s for the same patient ID Re-attending within 3 months - Children	36	536	6.7%	11.6%	12.2%	11.6%
% of FP17s for the same patient ID Re-attending within 3 months - Adults	228	1,985	11.5%	16.5%	15.8%	15.5%
% of FP17s for the same patient ID Re-attending between 3 & 9 months - Children	337	536	62.9%	58.4%	60.3%	58.8%
% of FP17s for the same patient ID Re-attending between 3 & 9 months - Adults	835	1,985	42.1%	52.0%	53.5%	51.1%
% of FP17s for Band 1 Urgent Courses	270	2,323	11.6%	9.8%	9.1%	9.0%
% of FP17s Relating to Free Repair or Replacements	15	2,323	0.6%	1.1%	1.0%	0.8%
% of FP17s Relating to Continuations	35	2,323	1.5%	1.2%	1.0%	0.9%
% of Patients satisfied with the dentistry they have received	3	3	N/A	93.5%	93.6%	93.3%
% of Patients satisfied with the time they had to wait for an appointment	3	3	N/A	93.1%	89.8%	88.9%

* This is based on patients treated on this contract for their most recent course of treatment. Figures in italics indicate the base number of FP17s or Patient Questionnaire responses are less than 100. N/A is shown where the base number of responses is less than 10 during the period. % is calculated as Quantity/Base number*100

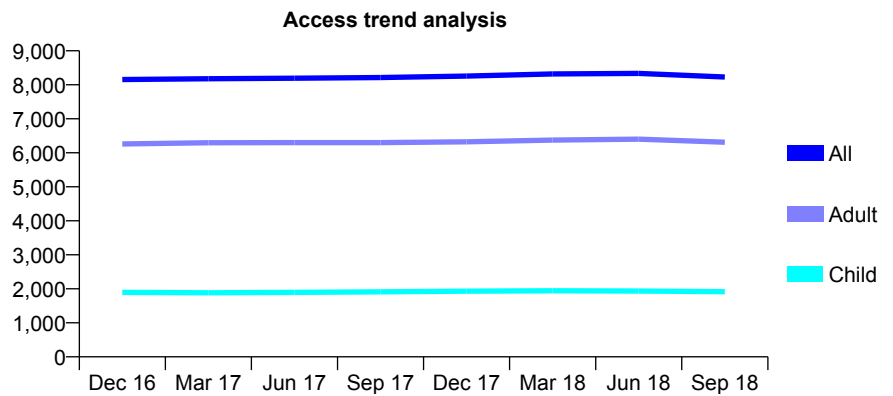
Q44 - Vital Signs At a Glance Contract Report for 826588/0001 - September 2018

Name or company name	MR MA SIMPSON
Contract type name	GDS Contract
Purpose of contract	General
Contract start date	01/04/2006
Contract end date	

18/19 Contracted general activity (UDA)	22,295
Carry forward general activity (UDA)	0
18/19 Contracted orthodontic activity (UOA)	0
Carry forward orthodontic activity (UOA)	0
Baseline contract value	£563,116.29

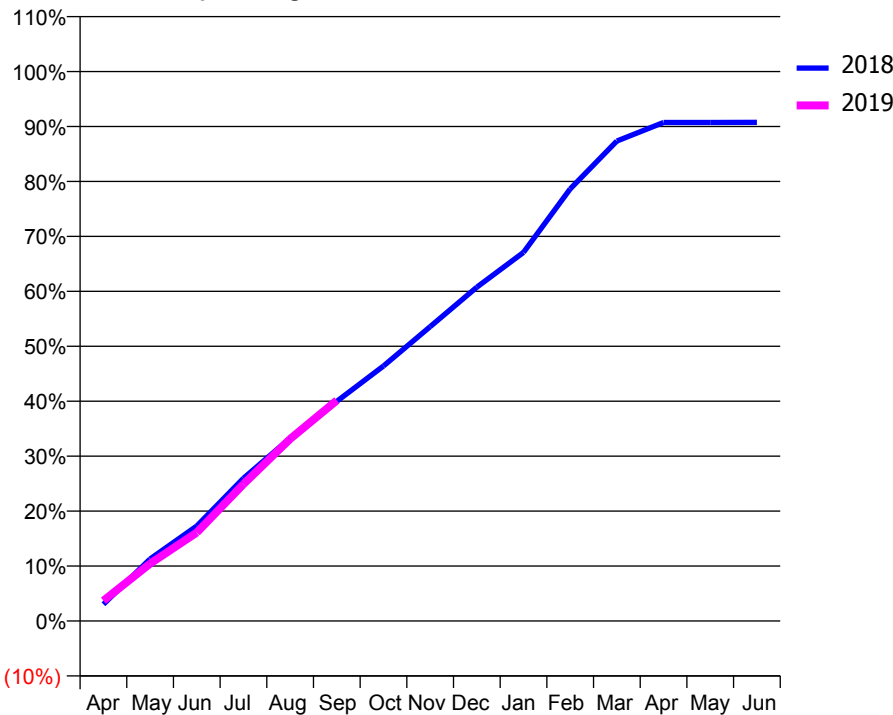
ACCESS*

Patients seen in 24 months	Total	Change since previous quarter
Quarter ending September 2017	8,213	
Quarter ending December 2017	8,257	→
Quarter ending March 2018	8,319	→
Quarter ending June 2018	8,337	→
Quarter ending September 2018	8,228	↓
Variance since September 2017	0.2%	→



ACTIVITY

Cumulative percentage of contracted UDA delivered 2018 & 2019



Month	Adjusted Scheduled Activity (UDA)	
	2018	2019
April	681	827
May	2,520	2,327
June	3,857	3,588
July	5,793	5,554
August	7,419	7,389
September	8,915	8,949
October	10,346	
November	11,942	
December	13,545	
January	14,956	
February	17,531	
March	19,476	
April	20,228	
May	20,229	
June	20,230	

QUALITY

	Quantity	Base Number	Contract	AT	Region	England
% of FP17s for the same patient ID Re-attending within 3 months - Children	102	1,476	6.9%	11.6%	12.2%	11.6%
% of FP17s for the same patient ID Re-attending within 3 months - Adults	564	4,289	13.1%	16.5%	15.8%	15.5%
% of FP17s for the same patient ID Re-attending between 3 & 9 months - Children	952	1,476	64.5%	58.4%	60.3%	58.8%
% of FP17s for the same patient ID Re-attending between 3 & 9 months - Adults	2,360	4,289	55.0%	52.0%	53.5%	51.1%
% of FP17s for Band 1 Urgent Courses	724	5,357	13.5%	9.8%	9.1%	9.0%
% of FP17s Relating to Free Repair or Replacements	51	5,357	1.0%	1.1%	1.0%	0.8%
% of FP17s Relating to Continuations	53	5,357	1.0%	1.2%	1.0%	0.9%
% of Patients satisfied with the dentistry they have received	2	4	N/A	93.5%	93.6%	93.3%
% of Patients satisfied with the time they had to wait for an appointment	3	4	N/A	93.1%	89.8%	88.9%

* This is based on patients treated on this contract for their most recent course of treatment. Figures in italics indicate the base number of FP17s or Patient Questionnaire responses are less than 100. N/A is shown where the base number of responses is less than 10 during the period. % is calculated as Quantity/Base number*100

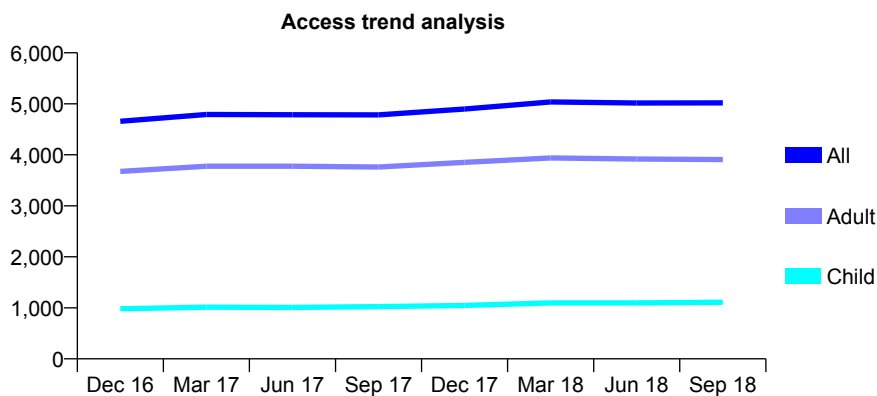
Q44 - Vital Signs At a Glance Contract Report for 826588/0002 - September 2018

Name or company name	MR MA SIMPSON
Contract type name	GDS Contract
Purpose of contract	General
Contract start date	01/07/2007
Contract end date	

18/19 Contracted general activity (UDA)	15,392
Carry forward general activity (UDA)	0
18/19 Contracted orthodontic activity (UOA)	0
Carry forward orthodontic activity (UOA)	0
Baseline contract value	£363,310.25

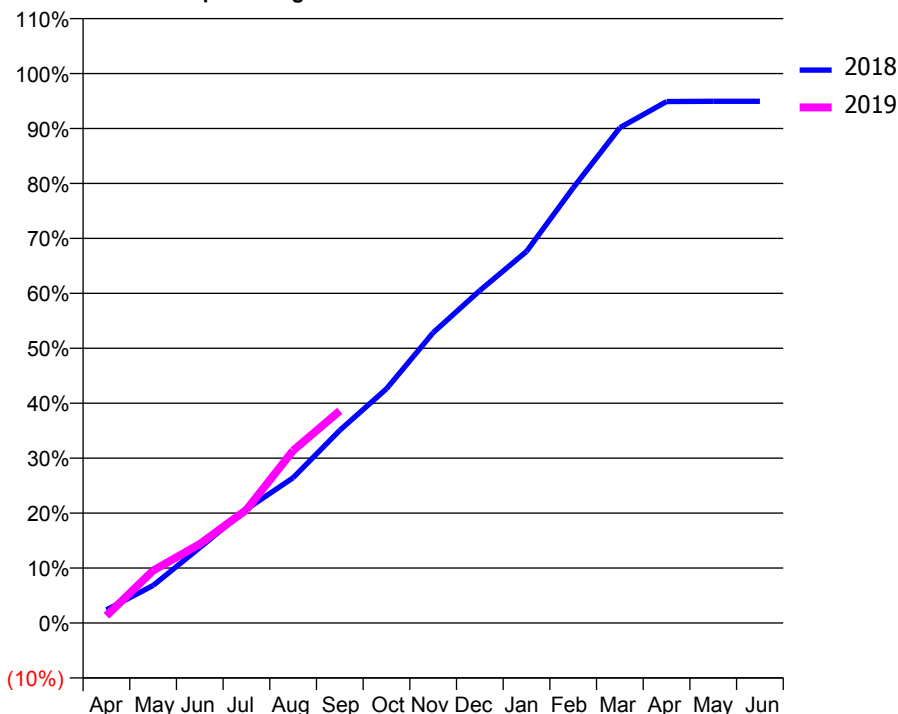
ACCESS*

Patients seen in 24 months	Total	Change since previous quarter
Quarter ending September 2017	4,784	
Quarter ending December 2017	4,899	↑
Quarter ending March 2018	5,036	↑
Quarter ending June 2018	5,015	→
Quarter ending September 2018	5,017	→
Variance since September 2017	4.9%	↑



ACTIVITY

Cumulative percentage of contracted UDA delivered 2018 & 2019



Month	Adjusted Scheduled Activity (UDA)	
	2018	2019
April	369	203
May	1,051	1,470
June	2,112	2,215
July	3,189	3,172
August	4,069	4,830
September	5,398	5,946
October	6,559	
November	8,135	
December	9,315	
January	10,408	
February	12,188	
March	13,874	
April	14,608	
May	14,614	
June	14,615	

QUALITY

	Quantity	Base Number	Contract	AT	Region	England
% of FP17s for the same patient ID Re-attending within 3 months - Children	59	905	6.5%	11.6%	12.2%	11.6%
% of FP17s for the same patient ID Re-attending within 3 months - Adults	394	2,782	14.2%	16.5%	15.8%	15.5%
% of FP17s for the same patient ID Re-attending between 3 & 9 months - Children	619	905	68.4%	58.4%	60.3%	58.8%
% of FP17s for the same patient ID Re-attending between 3 & 9 months - Adults	1,709	2,782	61.4%	52.0%	53.5%	51.1%
% of FP17s for Band 1 Urgent Courses	350	3,349	10.5%	9.8%	9.1%	9.0%
% of FP17s Relating to Free Repair or Replacements	16	3,349	0.5%	1.1%	1.0%	0.8%
% of FP17s Relating to Continuations	25	3,349	0.7%	1.2%	1.0%	0.9%
% of Patients satisfied with the dentistry they have received	4	4	N/A	93.5%	93.6%	93.3%
% of Patients satisfied with the time they had to wait for an appointment	4	4	N/A	93.1%	89.8%	88.9%

* This is based on patients treated on this contract for their most recent course of treatment. Figures in italics indicate the base number of FP17s or Patient Questionnaire responses are less than 100. N/A is shown where the base number of responses is less than 10 during the period. % is calculated as Quantity/Base number*100

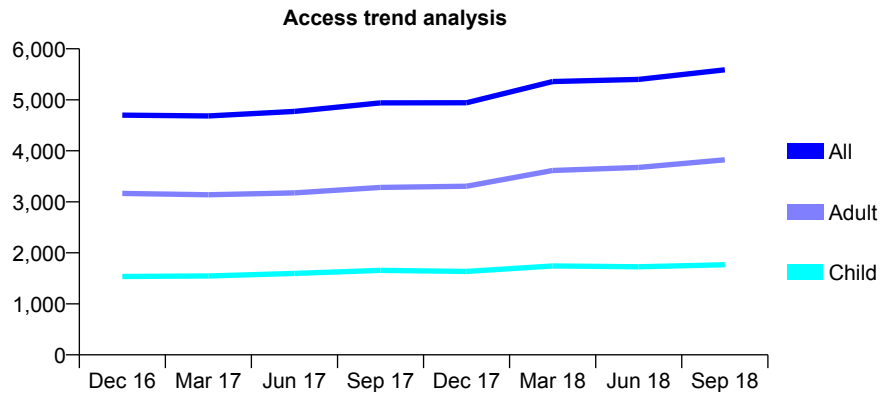
Q44 - Vital Signs At a Glance Contract Report for 840777/0001 - September 2018

Name or company name	Oaklands Dental Care
Contract type name	GDS Contract
Purpose of contract	General
Contract start date	01/04/2006
Contract end date	

18/19 Contracted general activity (UDA)	14,752
Carry forward general activity (UDA)	0
18/19 Contracted orthodontic activity (UOA)	0
Carry forward orthodontic activity (UOA)	0
Baseline contract value	£354,155.37

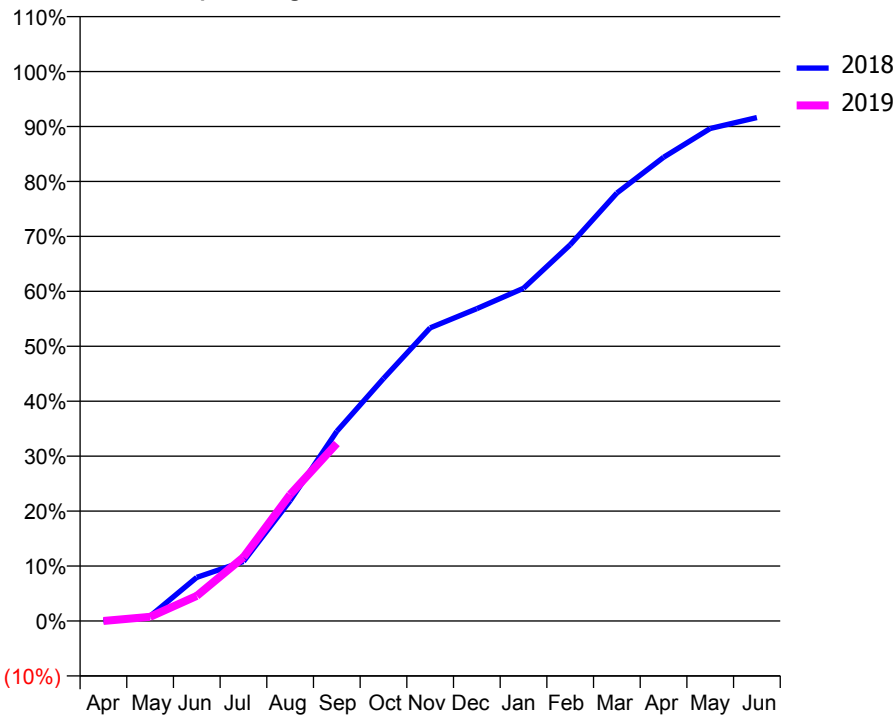
ACCESS*

Patients seen in 24 months	Total	Change since previous quarter
Quarter ending September 2017	4,940	
Quarter ending December 2017	4,942	→
Quarter ending March 2018	5,358	↑
Quarter ending June 2018	5,400	→
Quarter ending September 2018	5,588	↑
Variance since September 2017	13.1%	↑



ACTIVITY

Cumulative percentage of contracted UDA delivered 2018 & 2019



Month	Adjusted Scheduled Activity (UDA)	
	2018	2019
April	0	0
May	131	111
June	1,171	673
July	1,599	1,712
August	3,231	3,394
September	5,092	4,765
October	6,509	
November	7,869	
December	8,386	
January	8,933	
February	10,101	
March	11,491	
April	12,448	
May	13,222	
June	13,516	

QUALITY

	Quantity	Base Number	Contract	AT	Region	England
% of FP17s for the same patient ID Re-attending within 3 months - Children	123	1,224	10.0%	11.6%	12.2%	11.6%
% of FP17s for the same patient ID Re-attending within 3 months - Adults	452	2,487	18.2%	16.5%	15.8%	15.5%
% of FP17s for the same patient ID Re-attending between 3 & 9 months - Children	642	1,224	52.5%	58.4%	60.3%	58.8%
% of FP17s for the same patient ID Re-attending between 3 & 9 months - Adults	1,145	2,487	46.0%	52.0%	53.5%	51.1%
% of FP17s for Band 1 Urgent Courses	231	2,772	8.3%	9.8%	9.1%	9.0%
% of FP17s Relating to Free Repair or Replacements	25	2,772	0.9%	1.1%	1.0%	0.8%
% of FP17s Relating to Continuations	94	2,772	3.4%	1.2%	1.0%	0.9%
% of Patients satisfied with the dentistry they have received	3	3	N/A	93.5%	93.6%	93.3%
% of Patients satisfied with the time they had to wait for an appointment	3	3	N/A	93.1%	89.8%	88.9%

* This is based on patients treated on this contract for their most recent course of treatment. Figures in italics indicate the base number of FP17s or Patient Questionnaire responses are less than 100. N/A is shown where the base number of responses is less than 10 during the period. % is calculated as Quantity/Base number*100

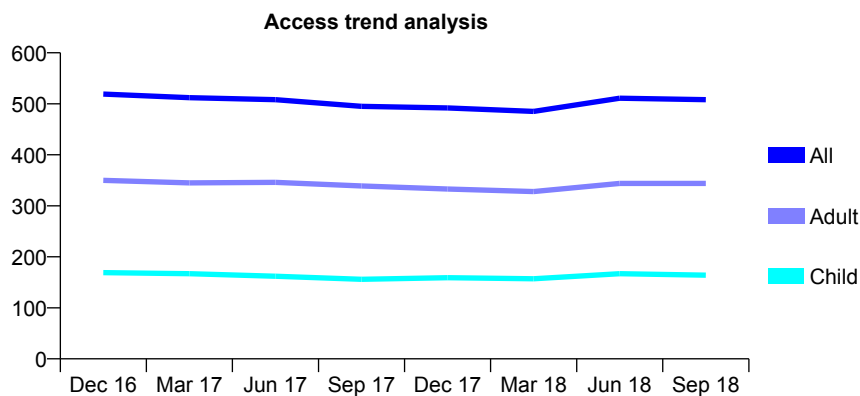
Q44 - Vital Signs At a Glance Contract Report for 843970/0001 - September 2018

Name or company name	MR DM FAGAN-DOUGLAS
Contract type name	GDS Contract
Purpose of contract	General
Contract start date	01/06/2008
Contract end date	

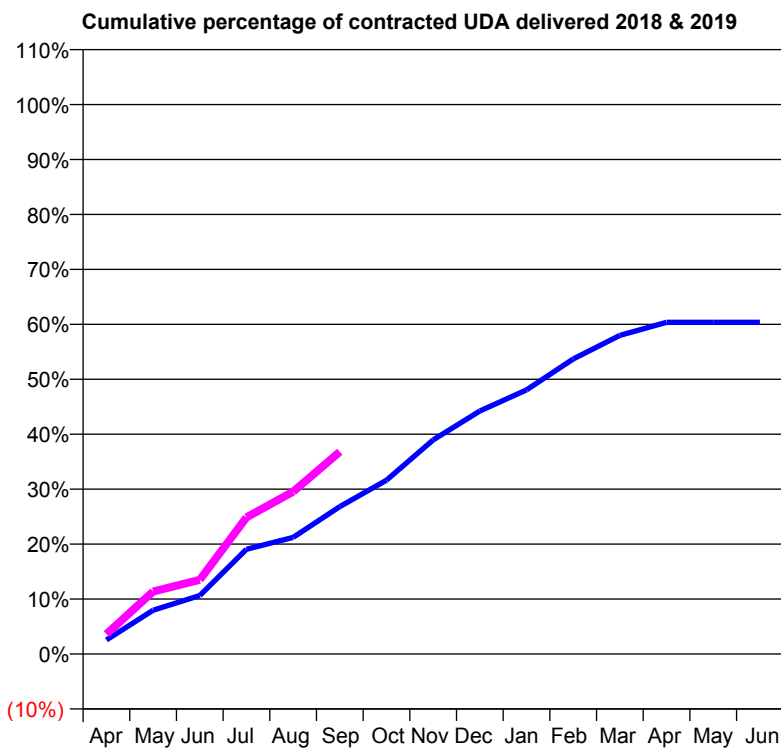
18/19 Contracted general activity (UDA)	2,352
Carry forward general activity (UDA)	0
18/19 Contracted orthodontic activity (UOA)	0
Carry forward orthodontic activity (UOA)	0
Baseline contract value	£59,553.49

ACCESS*

Patients seen in 24 months	Total	Change since previous quarter
Quarter ending September 2017	495	
Quarter ending December 2017	492	→
Quarter ending March 2018	485	↓
Quarter ending June 2018	511	↑
Quarter ending September 2018	508	→
Variance since September 2017	2.6%	↑



ACTIVITY



Month	Adjusted Scheduled Activity (UDA)	
	2018	2019
April	60	85
May	187	267
June	250	317
July	448	585
August	499	695
September	631	866
October	744	
November	917	
December	1,040	
January	1,130	
February	1,263	
March	1,364	
April	1,420	
May	1,420	
June	1,420	

QUALITY

	Quantity	Base Number	Contract	AT	Region	England
% of FP17s for the same patient ID Re-attending within 3 months - Children	5	128	3.9%	11.6%	12.2%	11.6%
% of FP17s for the same patient ID Re-attending within 3 months - Adults	55	283	19.4%	16.5%	15.8%	15.5%
% of FP17s for the same patient ID Re-attending between 3 & 9 months - Children	66	128	51.6%	58.4%	60.3%	58.8%
% of FP17s for the same patient ID Re-attending between 3 & 9 months - Adults	141	283	49.8%	52.0%	53.5%	51.1%
% of FP17s for Band 1 Urgent Courses	18	384	4.7%	9.8%	9.1%	9.0%
% of FP17s Relating to Free Repair or Replacements	8	384	2.1%	1.1%	1.0%	0.8%
% of FP17s Relating to Continuations	7	384	1.8%	1.2%	1.0%	0.9%
% of Patients satisfied with the dentistry they have received	1	1	N/A	93.5%	93.6%	93.3%
% of Patients satisfied with the time they had to wait for an appointment	1	1	N/A	93.1%	89.8%	88.9%

* This is based on patients treated on this contract for their most recent course of treatment. Figures in italics indicate the base number of FP17s or Patient Questionnaire responses are less than 100. N/A is shown where the base number of responses is less than 10 during the period. % is calculated as Quantity/Base number*100

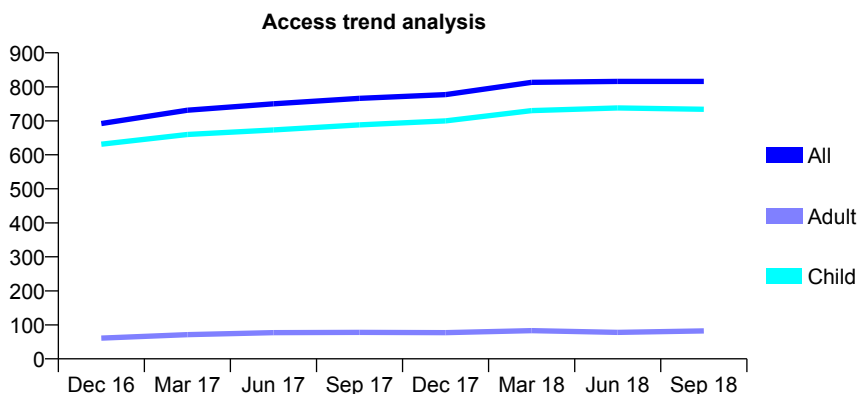
Q44 - Vital Signs At a Glance Contract Report for 859893/0001 - September 2018

Name or company name	MR CP CALDWELL
Contract type name	PDS Contract
Purpose of contract	General
Contract start date	01/04/2008
Contract end date	31/03/2020

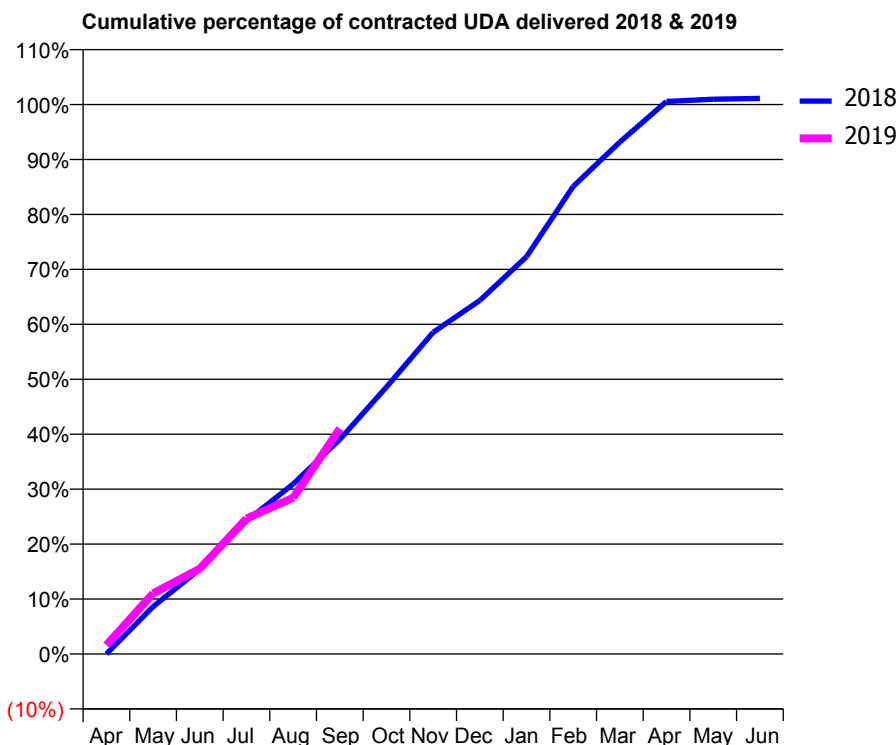
18/19 Contracted general activity (UDA)	1,480
Carry forward general activity (UDA)	0
18/19 Contracted orthodontic activity (UOA)	0
Carry forward orthodontic activity (UOA)	0
Baseline contract value	£34,936.97

ACCESS*

Patients seen in 24 months	Total	Change since previous quarter
Quarter ending September 2017	766	
Quarter ending December 2017	777	→
Quarter ending March 2018	813	↑
Quarter ending June 2018	816	→
Quarter ending September 2018	816	→
Variance since September 2017	6.5%	↑



ACTIVITY



Month	Adjusted Scheduled Activity (UDA)	
	2018	2019
April	0	24
May	130	163
June	233	230
July	366	365
August	467	421
September	589	607
October	733	
November	884	
December	971	
January	1,091	
February	1,284	
March	1,406	
April	1,517	
May	1,523	
June	1,526	

QUALITY

	Quantity	Base Number	Contract	AT	Region	England
% of FP17s for the same patient ID Re-attending within 3 months - Children	35	506	6.9%	11.6%	12.2%	11.6%
% of FP17s for the same patient ID Re-attending within 3 months - Adults	1	18	5.6%	16.5%	15.8%	15.5%
% of FP17s for the same patient ID Re-attending between 3 & 9 months - Children	308	506	60.9%	58.4%	60.3%	58.8%
% of FP17s for the same patient ID Re-attending between 3 & 9 months - Adults	11	18	61.1%	52.0%	53.5%	51.1%
% of FP17s for Band 1 Urgent Courses	30	453	6.6%	9.8%	9.1%	9.0%
% of FP17s Relating to Free Repair or Replacements	0	453	0.0%	1.1%	1.0%	0.8%
% of FP17s Relating to Continuations	0	453	0.0%	1.2%	1.0%	0.9%
% of Patients satisfied with the dentistry they have received	1	1	N/A	93.5%	93.6%	93.3%
% of Patients satisfied with the time they had to wait for an appointment	1	1	N/A	93.1%	89.8%	88.9%

* This is based on patients treated on this contract for their most recent course of treatment. Figures in italics indicate the base number of FP17s or Patient Questionnaire responses are less than 100. N/A is shown where the base number of responses is less than 10 during the period. % is calculated as Quantity/Base number*100

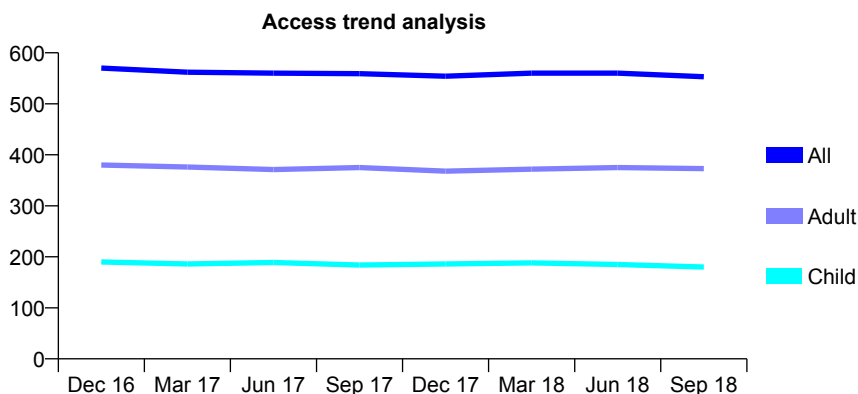
Q44 - Vital Signs At a Glance Contract Report for 861928/0001 - September 2018

Name or company name	MR PA FARRELL
Contract type name	GDS Contract
Purpose of contract	General
Contract start date	01/10/2006
Contract end date	

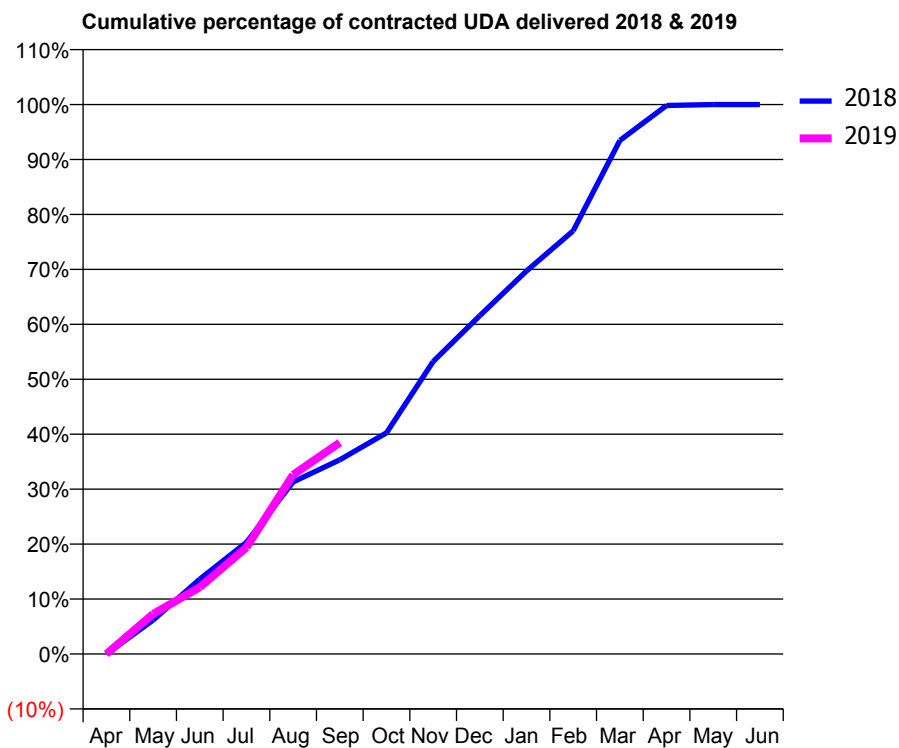
18/19 Contracted general activity (UDA)	1,081
Carry forward general activity (UDA)	0
18/19 Contracted orthodontic activity (UOA)	0
Carry forward orthodontic activity (UOA)	0
Baseline contract value	£29,587.56

ACCESS*

Patients seen in 24 months	Total	Change since previous quarter
Quarter ending September 2017	559	
Quarter ending December 2017	554	→
Quarter ending March 2018	560	→
Quarter ending June 2018	560	→
Quarter ending September 2018	553	↓
Variance since September 2017	(1.1%)	↓



ACTIVITY



Month	Adjusted Scheduled Activity (UDA)	
	2018	2019
April	0	0
May	67	79
June	148	131
July	221	210
August	341	353
September	385	416
October	438	
November	580	
December	671	
January	759	
February	839	
March	1,018	
April	1,087	
May	1,089	
June	1,089	

QUALITY

	Quantity	Base Number	Contract	AT	Region	England
% of FP17s for the same patient ID Re-attending within 3 months - Children	4	119	3.4%	11.6%	12.2%	11.6%
% of FP17s for the same patient ID Re-attending within 3 months - Adults	16	225	7.1%	16.5%	15.8%	15.5%
% of FP17s for the same patient ID Re-attending between 3 & 9 months - Children	64	119	53.8%	58.4%	60.3%	58.8%
% of FP17s for the same patient ID Re-attending between 3 & 9 months - Adults	145	225	64.4%	52.0%	53.5%	51.1%
% of FP17s for Band 1 Urgent Courses	20	296	6.8%	9.8%	9.1%	9.0%
% of FP17s Relating to Free Repair or Replacements	4	296	1.4%	1.1%	1.0%	0.8%
% of FP17s Relating to Continuations	0	296	0.0%	1.2%	1.0%	0.9%
% of Patients satisfied with the dentistry they have received	0	0	N/A	93.5%	93.6%	93.3%
% of Patients satisfied with the time they had to wait for an appointment	0	0	N/A	93.1%	89.8%	88.9%

* This is based on patients treated on this contract for their most recent course of treatment. Figures in italics indicate the base number of FP17s or Patient Questionnaire responses are less than 100. N/A is shown where the base number of responses is less than 10 during the period. % is calculated as Quantity/Base number*100

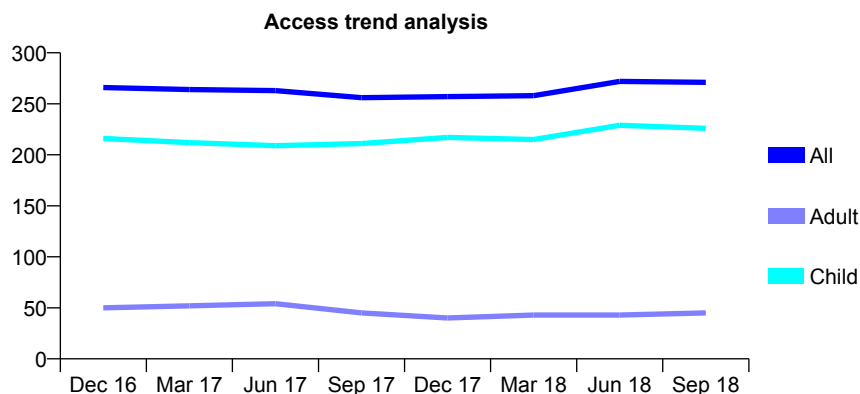
Q44 - Vital Signs At a Glance Contract Report for 906875/0001 - September 2018

Name or company name	MR NP SMITH
Contract type name	GDS Contract
Purpose of contract	General
Contract start date	01/04/2006
Contract end date	

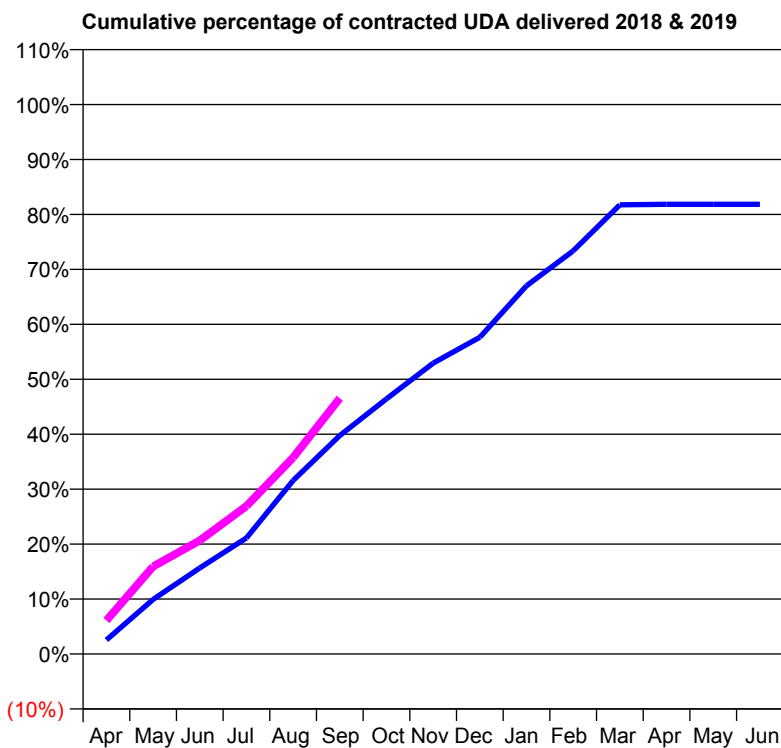
18/19 Contracted general activity (UDA)	1,100
Carry forward general activity (UDA)	0
18/19 Contracted orthodontic activity (UOA)	0
Carry forward orthodontic activity (UOA)	0
Baseline contract value	£23,608.10

ACCESS*

Patients seen in 24 months	Total	Change since previous quarter
Quarter ending September 2017	256	
Quarter ending December 2017	257	→
Quarter ending March 2018	258	→
Quarter ending June 2018	272	↑
Quarter ending September 2018	271	→
Variance since September 2017	5.9%	↑



ACTIVITY



Adjusted Scheduled Activity (UDA)		
Month	2018	2019
April	28	67
May	109	175
June	172	227
July	232	296
August	347	393
September	437	512
October	511	
November	582	
December	634	
January	737	
February	807	
March	899	
April	900	
May	900	
June	900	

QUALITY

	Quantity	Base Number	Contract	AT	Region	England
% of FP17s for the same patient ID Re-attending within 3 months - Children	10	203	4.9%	11.6%	12.2%	11.6%
% of FP17s for the same patient ID Re-attending within 3 months - Adults	0	13	0.0%	16.5%	15.8%	15.5%
% of FP17s for the same patient ID Re-attending between 3 & 9 months - Children	138	203	68.0%	58.4%	60.3%	58.8%
% of FP17s for the same patient ID Re-attending between 3 & 9 months - Adults	9	13	69.2%	52.0%	53.5%	51.1%
% of FP17s for Band 1 Urgent Courses	1	215	0.5%	9.8%	9.1%	9.0%
% of FP17s Relating to Free Repair or Replacements	0	215	0.0%	1.1%	1.0%	0.8%
% of FP17s Relating to Continuations	5	215	2.3%	1.2%	1.0%	0.9%
% of Patients satisfied with the dentistry they have received	0	0	N/A	93.5%	93.6%	93.3%
% of Patients satisfied with the time they had to wait for an appointment	0	0	N/A	93.1%	89.8%	88.9%

* This is based on patients treated on this contract for their most recent course of treatment. Figures in italics indicate the base number of FP17s or Patient Questionnaire responses are less than 100. N/A is shown where the base number of responses is less than 10 during the period. % is calculated as Quantity/Base number*100

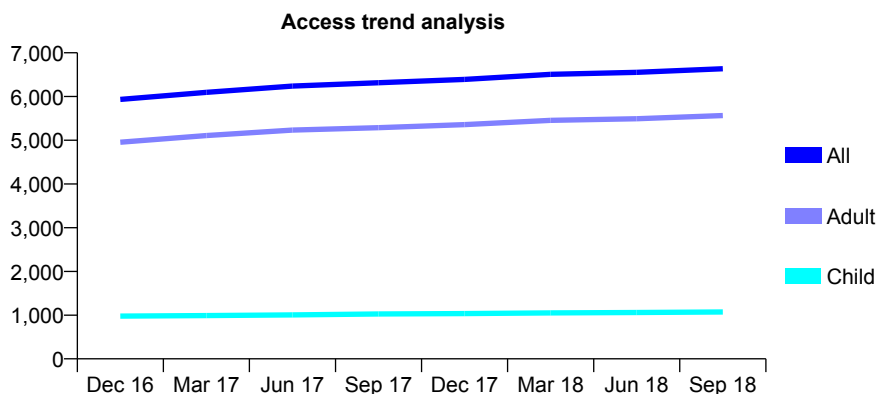
Q44 - Vital Signs At a Glance Contract Report for 912956/0001 - September 2018

Name or company name	MR MJ SOLAN
Contract type name	GDS Contract
Purpose of contract	General
Contract start date	01/04/2006
Contract end date	

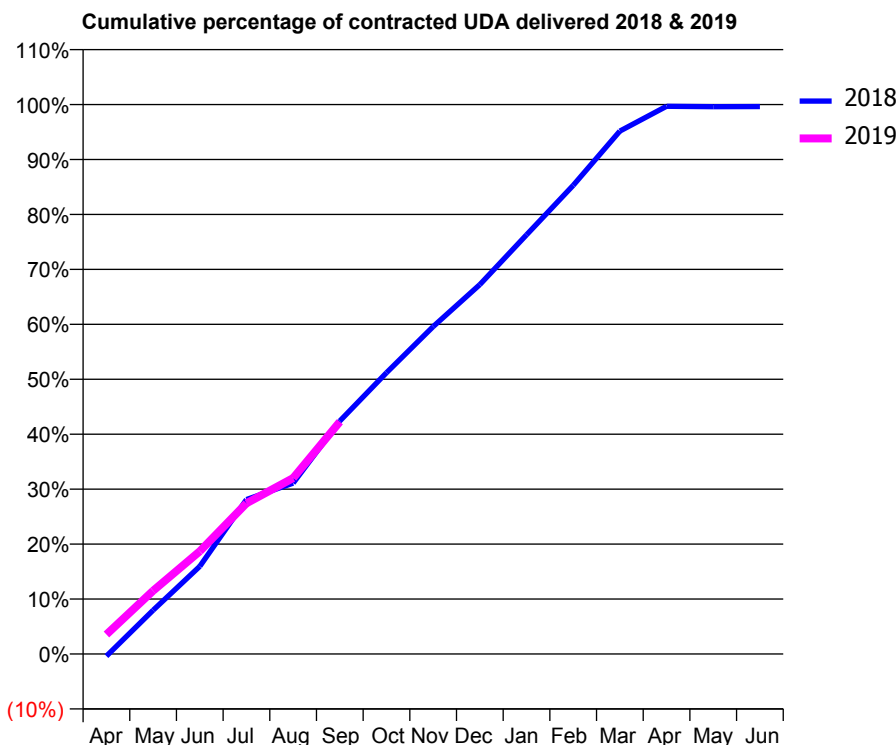
18/19 Contracted general activity (UDA)	18,568
Carry forward general activity (UDA)	69
18/19 Contracted orthodontic activity (UOA)	0
Carry forward orthodontic activity (UOA)	0
Baseline contract value	£508,455.83

ACCESS*

Patients seen in 24 months	Total	Change since previous quarter
Quarter ending September 2017	6,315	
Quarter ending December 2017	6,393	→
Quarter ending March 2018	6,507	→
Quarter ending June 2018	6,552	→
Quarter ending September 2018	6,636	→
Variance since September 2017	5.1%	↑



ACTIVITY



Month	Adjusted Scheduled Activity (UDA)	
	2018	2019
April	-73	659
May	1,482	2,140
June	2,961	3,470
July	5,219	5,094
August	5,772	5,948
September	7,872	7,848
October	9,504	
November	11,064	
December	12,485	
January	14,163	
February	15,836	
March	17,669	
April	18,509	
May	18,494	
June	18,499	

QUALITY

	Quantity	Base Number	Contract	AT	Region	England
% of FP17s for the same patient ID Re-attending within 3 months - Children	24	683	3.5%	11.6%	12.2%	11.6%
% of FP17s for the same patient ID Re-attending within 3 months - Adults	355	3,638	9.8%	16.5%	15.8%	15.5%
% of FP17s for the same patient ID Re-attending between 3 & 9 months - Children	385	683	56.4%	58.4%	60.3%	58.8%
% of FP17s for the same patient ID Re-attending between 3 & 9 months - Adults	2,052	3,638	56.4%	52.0%	53.5%	51.1%
% of FP17s for Band 1 Urgent Courses	214	4,006	5.3%	9.8%	9.1%	9.0%
% of FP17s Relating to Free Repair or Replacements	85	4,006	2.1%	1.1%	1.0%	0.8%
% of FP17s Relating to Continuations	40	4,006	1.0%	1.2%	1.0%	0.9%
% of Patients satisfied with the dentistry they have received	14	15	93.3%	93.5%	93.6%	93.3%
% of Patients satisfied with the time they had to wait for an appointment	15	15	100.0%	93.1%	89.8%	88.9%

* This is based on patients treated on this contract for their most recent course of treatment. Figures in italics indicate the base number of FP17s or Patient Questionnaire responses are less than 100. N/A is shown where the base number of responses is less than 10 during the period. % is calculated as Quantity/Base number*100

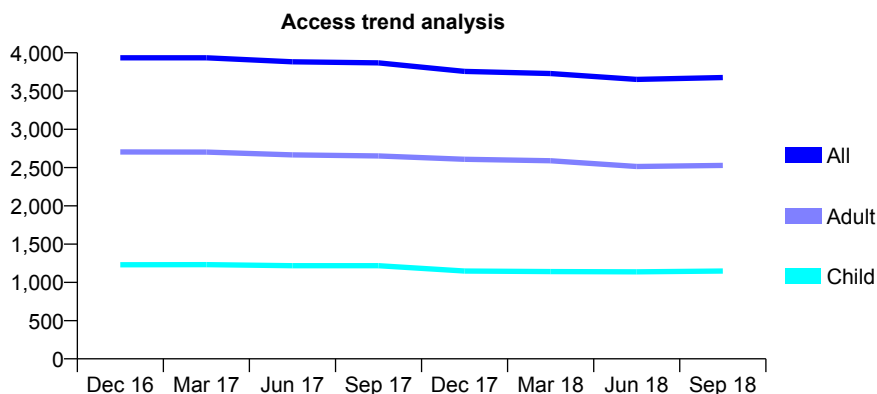
Q44 - Vital Signs At a Glance Contract Report for 914215/0001 - September 2018

Name or company name	Wallasey Village Dental Practice
Contract type name	GDS Contract
Purpose of contract	General
Contract start date	01/04/2006
Contract end date	

18/19 Contracted general activity (UDA)	9,700
Carry forward general activity (UDA)	0
18/19 Contracted orthodontic activity (UOA)	0
Carry forward orthodontic activity (UOA)	0
Baseline contract value	£301,186.96

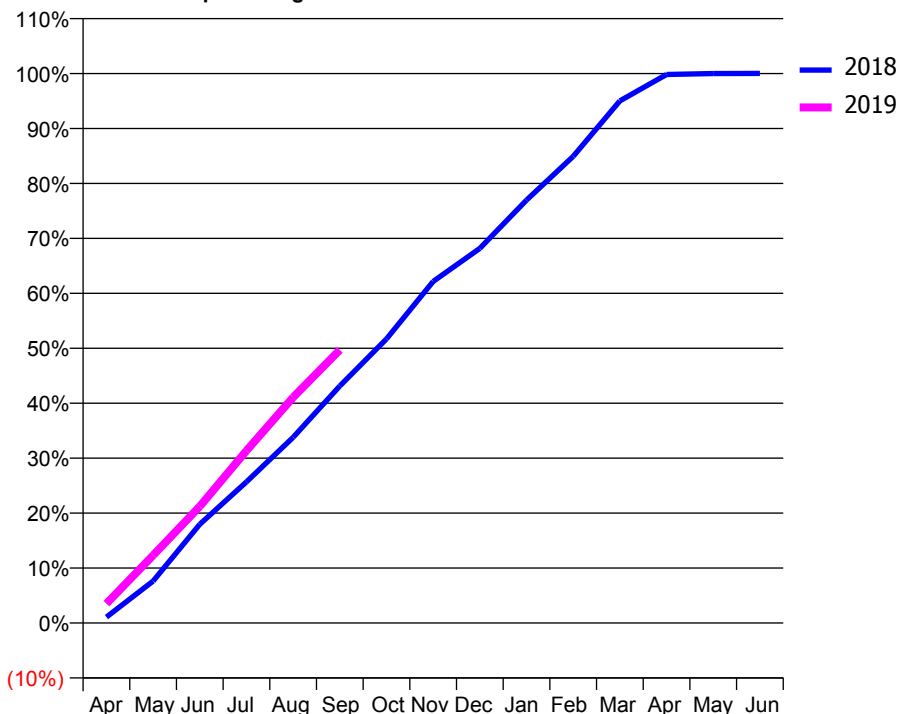
ACCESS*

Patients seen in 24 months	Total	Change since previous quarter
Quarter ending September 2017	3,868	
Quarter ending December 2017	3,756	↓
Quarter ending March 2018	3,729	→
Quarter ending June 2018	3,653	↓
Quarter ending September 2018	3,676	→
Variance since September 2017	(5.0%)	↓



ACTIVITY

Cumulative percentage of contracted UDA delivered 2018 & 2019



Month	Adjusted Scheduled Activity (UDA)	
	2018	2019
April	106	342
May	747	1,194
June	1,761	2,058
July	2,518	3,042
August	3,312	3,985
September	4,228	4,822
October	5,066	
November	6,093	
December	6,682	
January	7,543	
February	8,322	
March	9,311	
April	9,783	
May	9,800	
June	9,801	

QUALITY

	Quantity	Base Number	Contract	AT	Region	England
% of FP17s for the same patient ID Re-attending within 3 months - Children	65	909	7.2%	11.6%	12.2%	11.6%
% of FP17s for the same patient ID Re-attending within 3 months - Adults	200	1,622	12.3%	16.5%	15.8%	15.5%
% of FP17s for the same patient ID Re-attending between 3 & 9 months - Children	455	909	50.1%	58.4%	60.3%	58.8%
% of FP17s for the same patient ID Re-attending between 3 & 9 months - Adults	672	1,622	41.4%	52.0%	53.5%	51.1%
% of FP17s for Band 1 Urgent Courses	244	2,327	10.5%	9.8%	9.1%	9.0%
% of FP17s Relating to Free Repair or Replacements	16	2,327	0.7%	1.1%	1.0%	0.8%
% of FP17s Relating to Continuations	13	2,327	0.6%	1.2%	1.0%	0.9%
% of Patients satisfied with the dentistry they have received	3	4	N/A	93.5%	93.6%	93.3%
% of Patients satisfied with the time they had to wait for an appointment	4	4	N/A	93.1%	89.8%	88.9%

* This is based on patients treated on this contract for their most recent course of treatment. Figures in italics indicate the base number of FP17s or Patient Questionnaire responses are less than 100. N/A is shown where the base number of responses is less than 10 during the period. % is calculated as Quantity/Base number*100

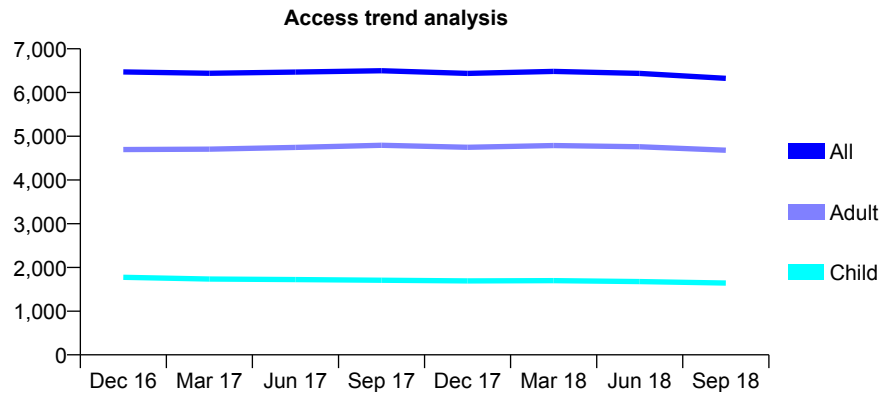
Q44 - Vital Signs At a Glance Contract Report for 914479/0001 - September 2018

Name or company name	MR JP MIMNAGH
Contract type name	GDS Contract
Purpose of contract	General
Contract start date	01/04/2006
Contract end date	

18/19 Contracted general activity (UDA)	16,750
Carry forward general activity (UDA)	253
18/19 Contracted orthodontic activity (UOA)	0
Carry forward orthodontic activity (UOA)	0
Baseline contract value	£502,776.40

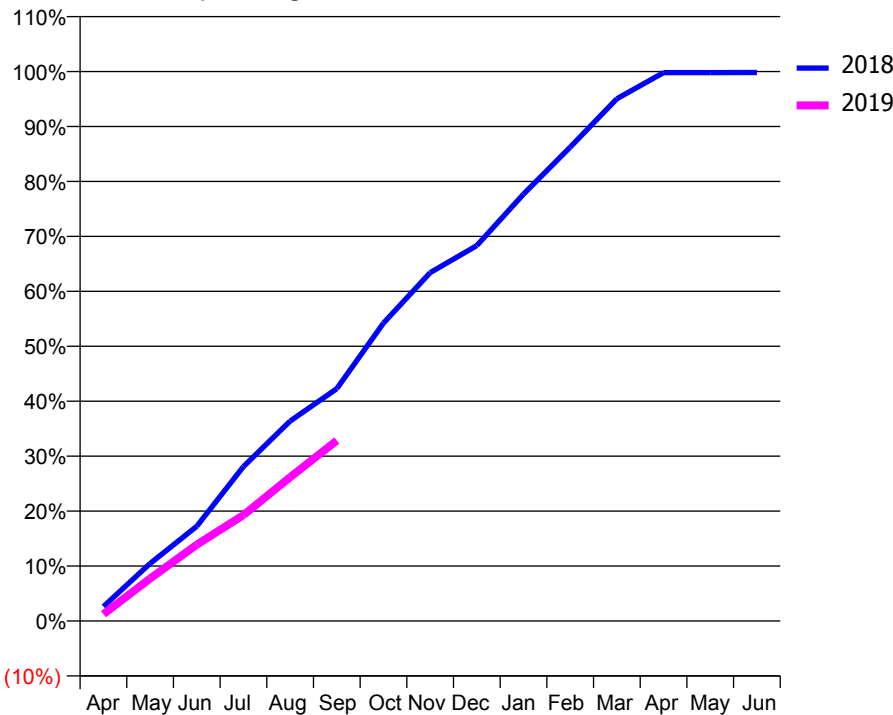
ACCESS*

Patients seen in 24 months	Total	Change since previous quarter
Quarter ending September 2017	6,499	
Quarter ending December 2017	6,438	→
Quarter ending March 2018	6,483	→
Quarter ending June 2018	6,436	→
Quarter ending September 2018	6,323	↓
Variance since September 2017	(2.7%)	↓



ACTIVITY

Cumulative percentage of contracted UDA delivered 2018 & 2019



Month	Adjusted Scheduled Activity (UDA)	
	2018	2019
April	442	211
May	1,753	1,294
June	2,888	2,328
July	4,707	3,229
August	6,093	4,382
September	7,085	5,501
October	9,083	
November	10,618	
December	11,444	
January	13,015	
February	14,442	
March	15,920	
April	16,715	
May	16,715	
June	16,721	

QUALITY

	Quantity	Base Number	Contract	AT	Region	England
% of FP17s for the same patient ID Re-attending within 3 months - Children	54	917	5.9%	11.6%	12.2%	11.6%
% of FP17s for the same patient ID Re-attending within 3 months - Adults	337	2,553	13.2%	16.5%	15.8%	15.5%
% of FP17s for the same patient ID Re-attending between 3 & 9 months - Children	438	917	47.8%	58.4%	60.3%	58.8%
% of FP17s for the same patient ID Re-attending between 3 & 9 months - Adults	1,070	2,553	41.9%	52.0%	53.5%	51.1%
% of FP17s for Band 1 Urgent Courses	228	2,568	8.9%	9.8%	9.1%	9.0%
% of FP17s Relating to Free Repair or Replacements	33	2,568	1.3%	1.1%	1.0%	0.8%
% of FP17s Relating to Continuations	20	2,568	0.8%	1.2%	1.0%	0.9%
% of Patients satisfied with the dentistry they have received	5	6	N/A	93.5%	93.6%	93.3%
% of Patients satisfied with the time they had to wait for an appointment	5	6	N/A	93.1%	89.8%	88.9%

* This is based on patients treated on this contract for their most recent course of treatment. Figures in italics indicate the base number of FP17s or Patient Questionnaire responses are less than 100. N/A is shown where the base number of responses is less than 10 during the period. % is calculated as Quantity/Base number*100

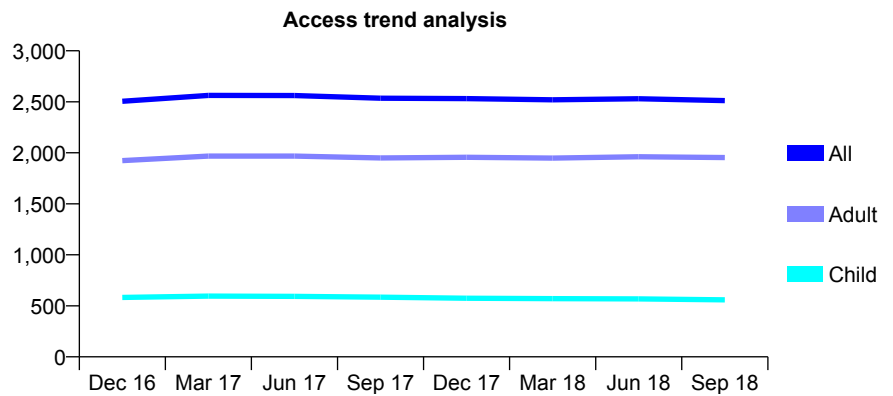
Q44 - Vital Signs At a Glance Contract Report for 927511/0001 - September 2018

Name or company name	MISS AS DEVINE
Contract type name	GDS Contract
Purpose of contract	General
Contract start date	01/04/2006
Contract end date	

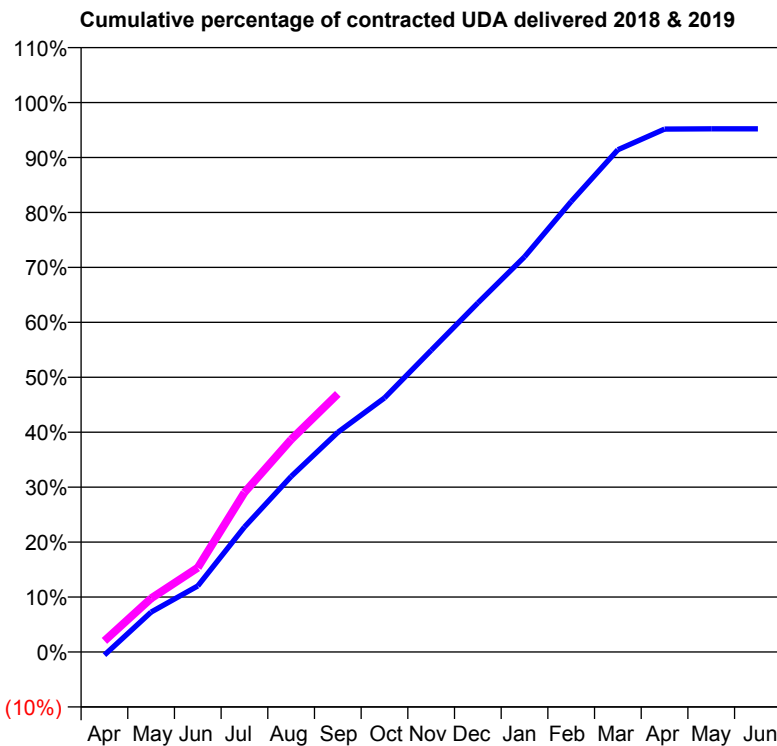
18/19 Contracted general activity (UDA)	7,500
Carry forward general activity (UDA)	0
18/19 Contracted orthodontic activity (UOA)	0
Carry forward orthodontic activity (UOA)	0
Baseline contract value	£204,197.94

ACCESS*

Patients seen in 24 months	Total	Change since previous quarter
Quarter ending September 2017	2,535	
Quarter ending December 2017	2,531	→
Quarter ending March 2018	2,520	→
Quarter ending June 2018	2,530	→
Quarter ending September 2018	2,512	→
Variance since September 2017	(0.9%)	→



ACTIVITY



Month	Adjusted Scheduled Activity (UDA)	
	2018	2019
April	-43	153
May	546	733
June	902	1,151
July	1,707	2,178
August	2,396	2,901
September	2,999	3,523
October	3,467	
November	4,118	
December	4,764	
January	5,393	
February	6,149	
March	6,855	
April	7,137	
May	7,141	
June	7,141	

QUALITY

	Quantity	Base Number	Contract	AT	Region	England
% of FP17s for the same patient ID Re-attending within 3 months - Children	48	505	9.5%	11.6%	12.2%	11.6%
% of FP17s for the same patient ID Re-attending within 3 months - Adults	376	1,816	20.7%	16.5%	15.8%	15.5%
% of FP17s for the same patient ID Re-attending between 3 & 9 months - Children	344	505	68.1%	58.4%	60.3%	58.8%
% of FP17s for the same patient ID Re-attending between 3 & 9 months - Adults	1,035	1,816	57.0%	52.0%	53.5%	51.1%
% of FP17s for Band 1 Urgent Courses	73	2,172	3.4%	9.8%	9.1%	9.0%
% of FP17s Relating to Free Repair or Replacements	14	2,172	0.6%	1.1%	1.0%	0.8%
% of FP17s Relating to Continuations	15	2,172	0.7%	1.2%	1.0%	0.9%
% of Patients satisfied with the dentistry they have received	4	4	N/A	93.5%	93.6%	93.3%
% of Patients satisfied with the time they had to wait for an appointment	4	4	N/A	93.1%	89.8%	88.9%

* This is based on patients treated on this contract for their most recent course of treatment. Figures in italics indicate the base number of FP17s or Patient Questionnaire responses are less than 100. N/A is shown where the base number of responses is less than 10 during the period. % is calculated as Quantity/Base number*100

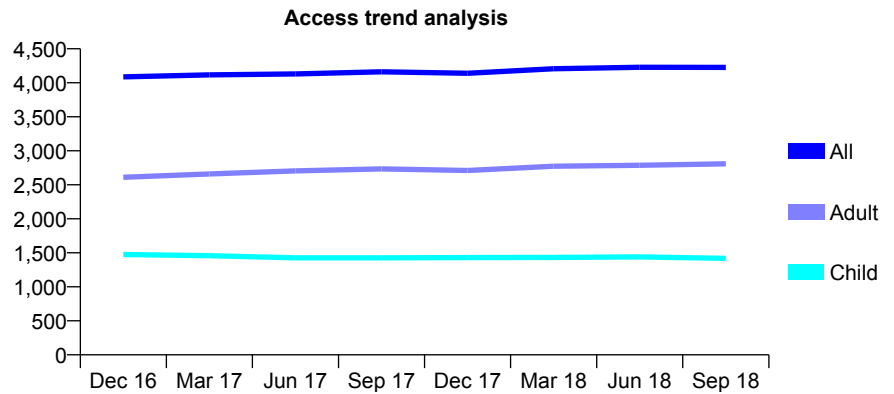
Q44 - Vital Signs At a Glance Contract Report for 931160/0001 - September 2018

Name or company name	MISS EJ MARSDEN
Contract type name	GDS Contract
Purpose of contract	General
Contract start date	01/04/2006
Contract end date	

18/19 Contracted general activity (UDA)	8,915
Carry forward general activity (UDA)	32
18/19 Contracted orthodontic activity (UOA)	0
Carry forward orthodontic activity (UOA)	0
Baseline contract value	£218,651.04

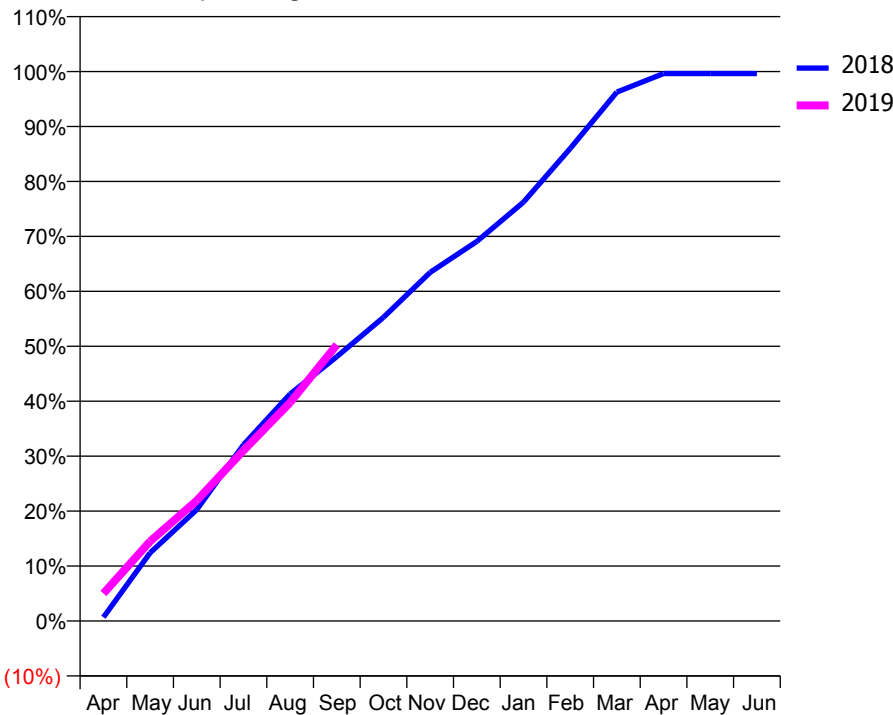
ACCESS*

Patients seen in 24 months	Total	Change since previous quarter
Quarter ending September 2017	4,161	
Quarter ending December 2017	4,141	→
Quarter ending March 2018	4,207	→
Quarter ending June 2018	4,229	→
Quarter ending September 2018	4,227	→
Variance since September 2017	1.6%	→



ACTIVITY

Cumulative percentage of contracted UDA delivered 2018 & 2019



Month	Adjusted Scheduled Activity (UDA)	
	2018	2019
April	61	448
May	1,107	1,292
June	1,808	1,955
July	2,858	2,765
August	3,684	3,544
September	4,290	4,482
October	4,926	
November	5,656	
December	6,158	
January	6,797	
February	7,667	
March	8,582	
April	8,882	
May	8,882	
June	8,882	

QUALITY

	Quantity	Base Number	Contract	AT	Region	England
% of FP17s for the same patient ID Re-attending within 3 months - Children	94	1,132	8.3%	11.6%	12.2%	11.6%
% of FP17s for the same patient ID Re-attending within 3 months - Adults	233	2,025	11.5%	16.5%	15.8%	15.5%
% of FP17s for the same patient ID Re-attending between 3 & 9 months - Children	691	1,132	61.0%	58.4%	60.3%	58.8%
% of FP17s for the same patient ID Re-attending between 3 & 9 months - Adults	840	2,025	41.5%	52.0%	53.5%	51.1%
% of FP17s for Band 1 Urgent Courses	188	2,952	6.4%	9.8%	9.1%	9.0%
% of FP17s Relating to Free Repair or Replacements	7	2,952	0.2%	1.1%	1.0%	0.8%
% of FP17s Relating to Continuations	69	2,952	2.3%	1.2%	1.0%	0.9%
% of Patients satisfied with the dentistry they have received	0	1	N/A	93.5%	93.6%	93.3%
% of Patients satisfied with the time they had to wait for an appointment	1	1	N/A	93.1%	89.8%	88.9%

* This is based on patients treated on this contract for their most recent course of treatment. Figures in italics indicate the base number of FP17s or Patient Questionnaire responses are less than 100. N/A is shown where the base number of responses is less than 10 during the period. % is calculated as Quantity/Base number*100

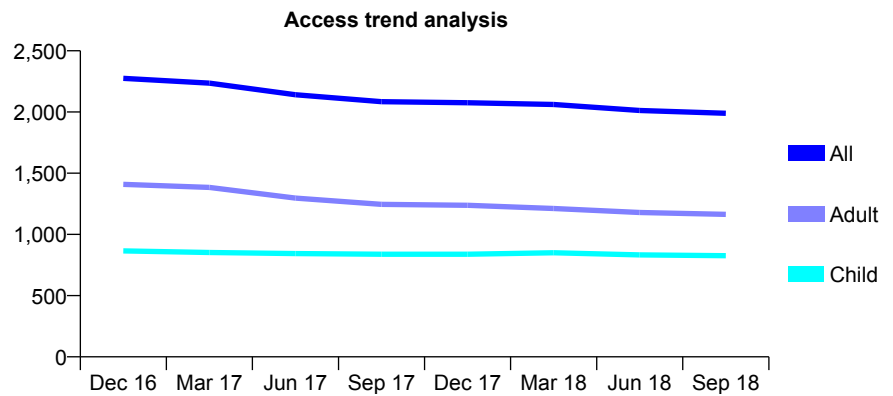
Q44 - Vital Signs At a Glance Contract Report for 933708/0001 - September 2018

Name or company name	MR JW BAX
Contract type name	GDS Contract
Purpose of contract	General
Contract start date	01/04/2006
Contract end date	

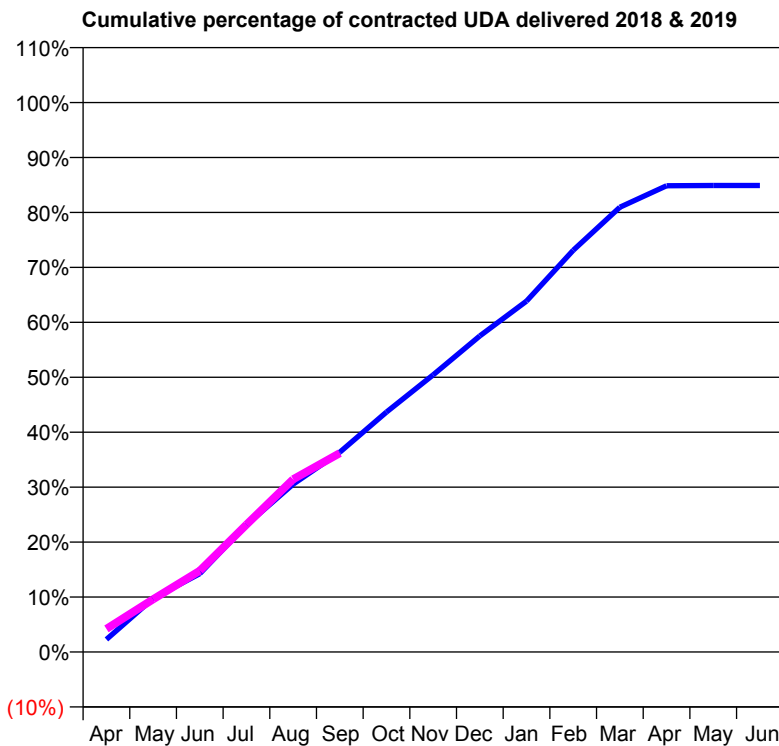
18/19 Contracted general activity (UDA)	7,340
Carry forward general activity (UDA)	0
18/19 Contracted orthodontic activity (UOA)	0
Carry forward orthodontic activity (UOA)	0
Baseline contract value	£175,040.43

ACCESS*

Patients seen in 24 months	Total	Change since previous quarter
Quarter ending September 2017	2,084	
Quarter ending December 2017	2,076	→
Quarter ending March 2018	2,062	→
Quarter ending June 2018	2,012	↓
Quarter ending September 2018	1,990	↓
Variance since September 2017	(4.5%)	↓



ACTIVITY



Month	Adjusted Scheduled Activity (UDA)	
	2018	2019
April	169	309
May	714	705
June	1,046	1,085
July	1,698	1,703
August	2,242	2,307
September	2,668	2,657
October	3,205	
November	3,703	
December	4,223	
January	4,688	
February	5,365	
March	5,941	
April	6,229	
May	6,232	
June	6,232	

QUALITY

	Quantity	Base Number	Contract	AT	Region	England
% of FP17s for the same patient ID Re-attending within 3 months - Children	98	801	12.2%	11.6%	12.2%	11.6%
% of FP17s for the same patient ID Re-attending within 3 months - Adults	148	974	15.2%	16.5%	15.8%	15.5%
% of FP17s for the same patient ID Re-attending between 3 & 9 months - Children	581	801	72.5%	58.4%	60.3%	58.8%
% of FP17s for the same patient ID Re-attending between 3 & 9 months - Adults	674	974	69.2%	52.0%	53.5%	51.1%
% of FP17s for Band 1 Urgent Courses	87	1,618	5.4%	9.8%	9.1%	9.0%
% of FP17s Relating to Free Repair or Replacements	5	1,618	0.3%	1.1%	1.0%	0.8%
% of FP17s Relating to Continuations	8	1,618	0.5%	1.2%	1.0%	0.9%
% of Patients satisfied with the dentistry they have received	3	3	N/A	93.5%	93.6%	93.3%
% of Patients satisfied with the time they had to wait for an appointment	3	3	N/A	93.1%	89.8%	88.9%

* This is based on patients treated on this contract for their most recent course of treatment. Figures in italics indicate the base number of FP17s or Patient Questionnaire responses are less than 100. N/A is shown where the base number of responses is less than 10 during the period. % is calculated as Quantity/Base number*100

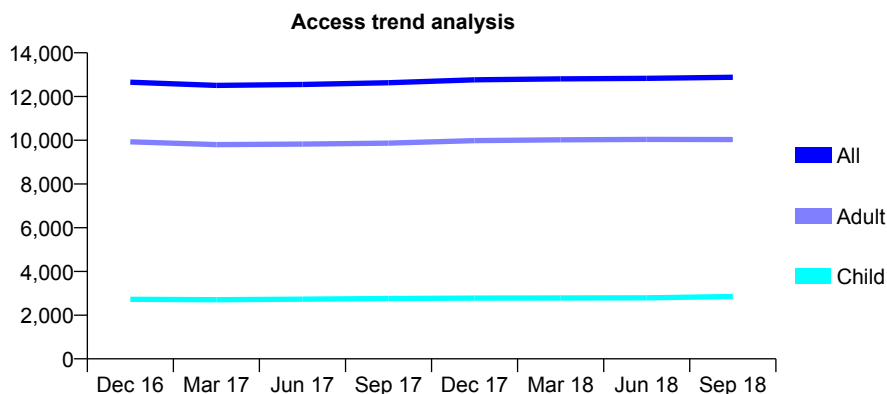
Q44 - Vital Signs At a Glance Contract Report for 935360/0001 - September 2018

Name or company name	Sutton Dental Practice
Contract type name	GDS Contract
Purpose of contract	General
Contract start date	01/04/2006
Contract end date	

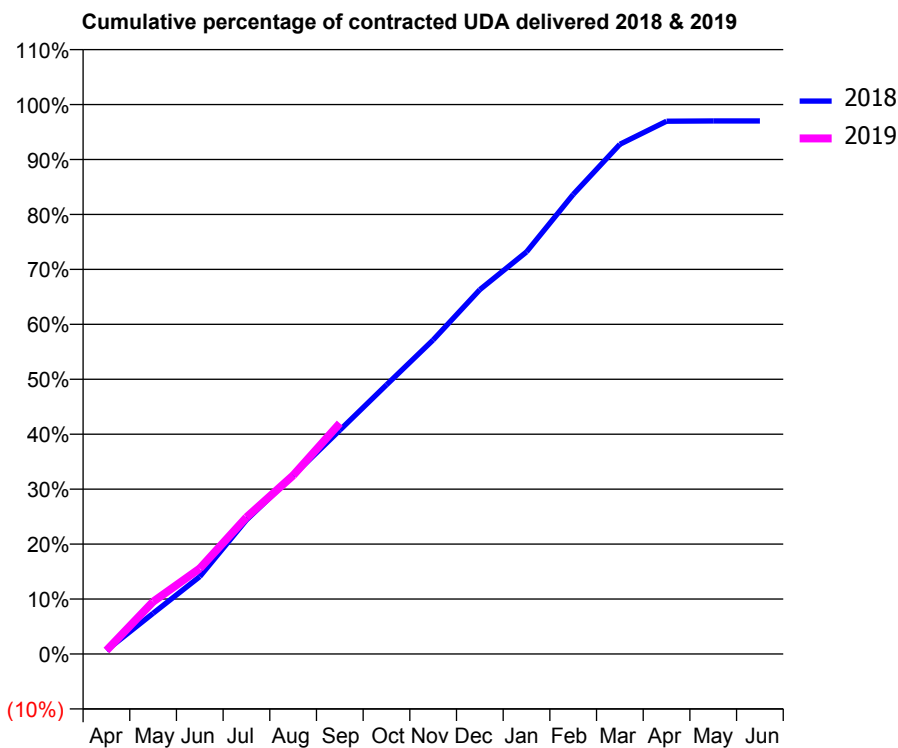
18/19 Contracted general activity (UDA)	40,588
Carry forward general activity (UDA)	1,215
18/19 Contracted orthodontic activity (UOA)	0
Carry forward orthodontic activity (UOA)	0
Baseline contract value	£1,207,165.09

ACCESS*

Patients seen in 24 months	Total	Change since previous quarter
Quarter ending September 2017	12,630	
Quarter ending December 2017	12,762	→
Quarter ending March 2018	12,805	→
Quarter ending June 2018	12,832	→
Quarter ending September 2018	12,881	→
Variance since September 2017	2.0%	→



ACTIVITY



Month	Adjusted Scheduled Activity (UDA)	
	2018	2019
April	267	260
May	3,006	3,868
June	5,720	6,314
July	9,903	10,098
August	13,186	13,194
September	16,529	17,046
October	19,880	
November	23,202	
December	26,916	
January	29,698	
February	33,950	
March	37,652	
April	39,352	
May	39,369	
June	39,373	

QUALITY

	Quantity	Base Number	Contract	AT	Region	England
% of FP17s for the same patient ID Re-attending within 3 months - Children	161	2,268	7.1%	11.6%	12.2%	11.6%
% of FP17s for the same patient ID Re-attending within 3 months - Adults	1,146	7,951	14.4%	16.5%	15.8%	15.5%
% of FP17s for the same patient ID Re-attending between 3 & 9 months - Children	1,410	2,268	62.2%	58.4%	60.3%	58.8%
% of FP17s for the same patient ID Re-attending between 3 & 9 months - Adults	4,888	7,951	61.5%	52.0%	53.5%	51.1%
% of FP17s for Band 1 Urgent Courses	1,072	9,461	11.3%	9.8%	9.1%	9.0%
% of FP17s Relating to Free Repair or Replacements	110	9,461	1.2%	1.1%	1.0%	0.8%
% of FP17s Relating to Continuations	159	9,461	1.7%	1.2%	1.0%	0.9%
% of Patients satisfied with the dentistry they have received	7	7	N/A	93.5%	93.6%	93.3%
% of Patients satisfied with the time they had to wait for an appointment	7	7	N/A	93.1%	89.8%	88.9%

* This is based on patients treated on this contract for their most recent course of treatment. Figures in italics indicate the base number of FP17s or Patient Questionnaire responses are less than 100. N/A is shown where the base number of responses is less than 10 during the period. % is calculated as Quantity/Base number*100

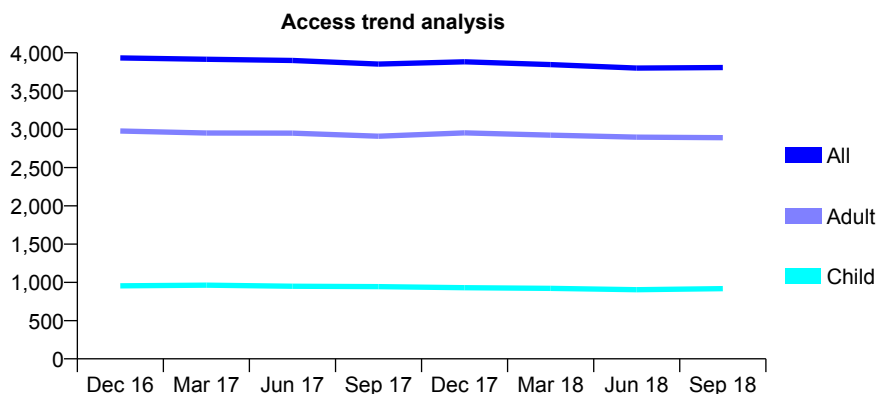
Q44 - Vital Signs At a Glance Contract Report for 938289/0001 - September 2018

Name or company name	MR KC HO
Contract type name	GDS Contract
Purpose of contract	General
Contract start date	01/04/2006
Contract end date	

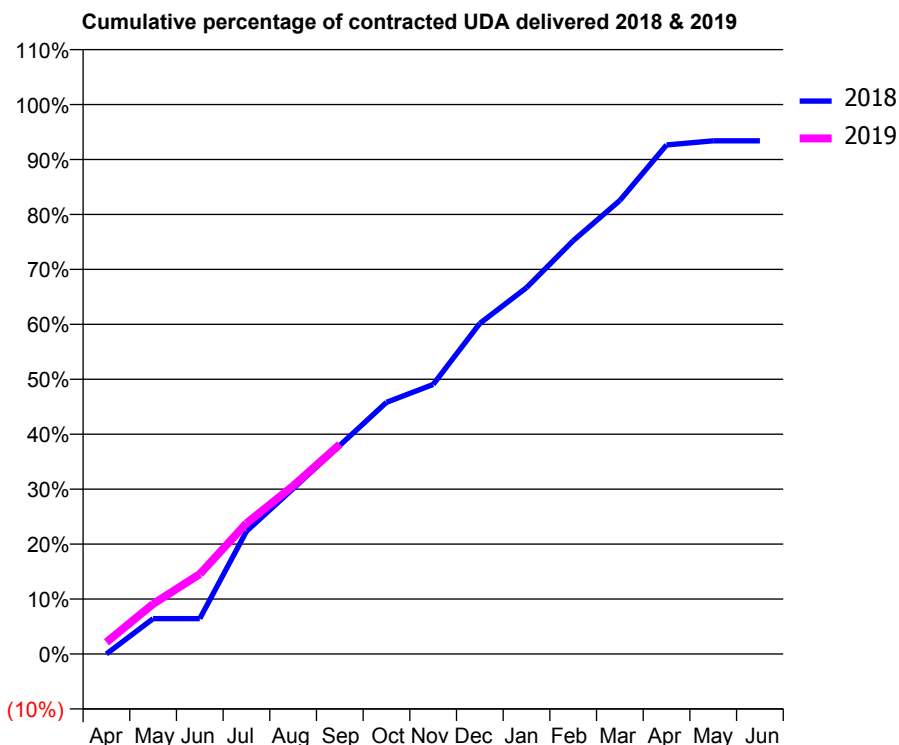
18/19 Contracted general activity (UDA)	12,193
Carry forward general activity (UDA)	0
18/19 Contracted orthodontic activity (UOA)	0
Carry forward orthodontic activity (UOA)	0
Baseline contract value	£356,200.01

ACCESS*

Patients seen in 24 months	Total	Change since previous quarter
Quarter ending September 2017	3,853	
Quarter ending December 2017	3,882	→
Quarter ending March 2018	3,845	→
Quarter ending June 2018	3,801	↓
Quarter ending September 2018	3,807	→
Variance since September 2017	(1.2%)	↓



ACTIVITY



Month	Adjusted Scheduled Activity (UDA)	
	2018	2019
April	0	263
May	785	1,112
June	785	1,774
July	2,725	2,902
August	3,671	3,731
September	4,629	4,652
October	5,585	
November	5,981	
December	7,337	
January	8,129	
February	9,171	
March	10,065	
April	11,295	
May	11,387	
June	11,387	

QUALITY

	Quantity	Base Number	Contract	AT	Region	England
% of FP17s for the same patient ID Re-attending within 3 months - Children	47	822	5.7%	11.6%	12.2%	11.6%
% of FP17s for the same patient ID Re-attending within 3 months - Adults	197	2,020	9.8%	16.5%	15.8%	15.5%
% of FP17s for the same patient ID Re-attending between 3 & 9 months - Children	540	822	65.7%	58.4%	60.3%	58.8%
% of FP17s for the same patient ID Re-attending between 3 & 9 months - Adults	1,116	2,020	55.2%	52.0%	53.5%	51.1%
% of FP17s for Band 1 Urgent Courses	217	2,403	9.0%	9.8%	9.1%	9.0%
% of FP17s Relating to Free Repair or Replacements	38	2,403	1.6%	1.1%	1.0%	0.8%
% of FP17s Relating to Continuations	12	2,403	0.5%	1.2%	1.0%	0.9%
% of Patients satisfied with the dentistry they have received	2	2	N/A	93.5%	93.6%	93.3%
% of Patients satisfied with the time they had to wait for an appointment	2	2	N/A	93.1%	89.8%	88.9%

* This is based on patients treated on this contract for their most recent course of treatment. Figures in italics indicate the base number of FP17s or Patient Questionnaire responses are less than 100. N/A is shown where the base number of responses is less than 10 during the period. % is calculated as Quantity/Base number*100

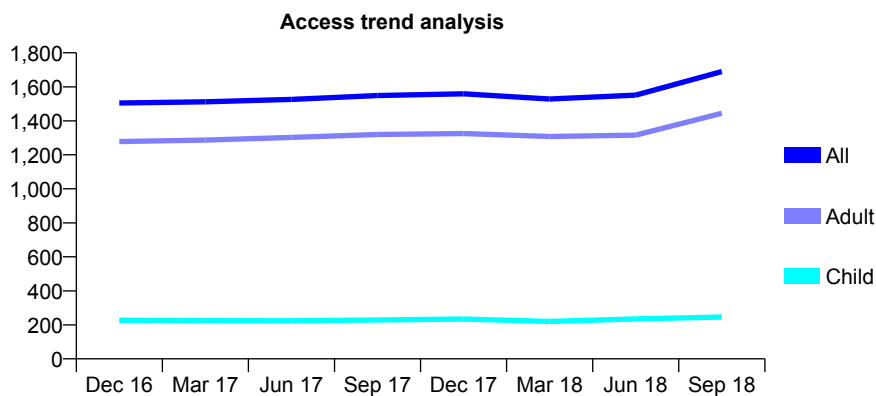
Q44 - Vital Signs At a Glance Contract Report for 960071/0001 - September 2018

Name or company name	MR F LADJEVARDI
Contract type name	GDS Contract
Purpose of contract	General
Contract start date	10/10/2006
Contract end date	

18/19 Contracted general activity (UDA)	7,618
Carry forward general activity (UDA)	0
18/19 Contracted orthodontic activity (UOA)	0
Carry forward orthodontic activity (UOA)	0
Baseline contract value	£203,346.26

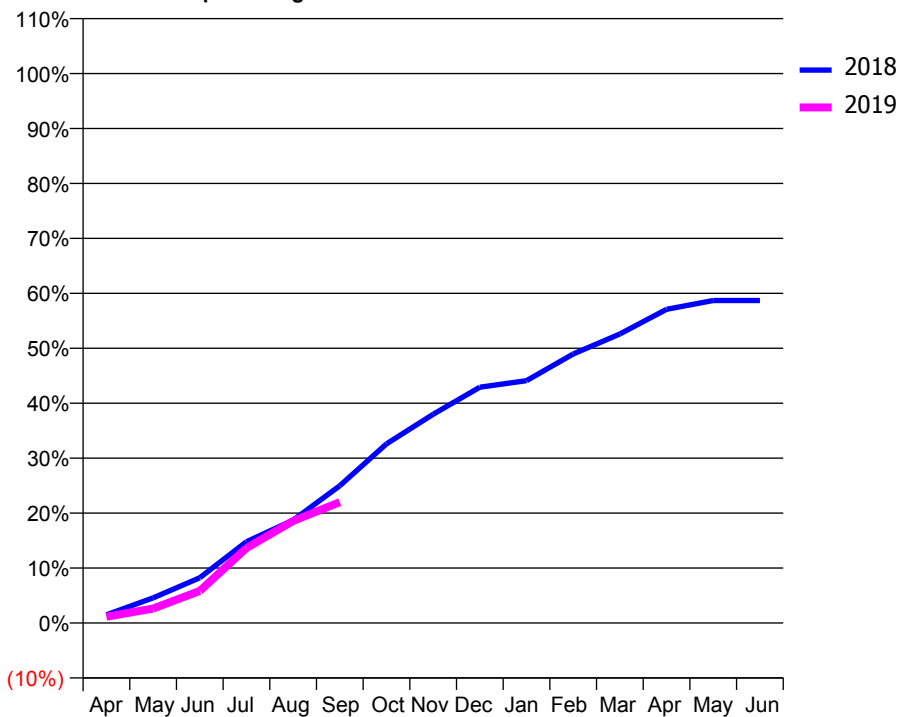
ACCESS*

Patients seen in 24 months	Total	Change since previous quarter
Quarter ending September 2017	1,549	
Quarter ending December 2017	1,559	→
Quarter ending March 2018	1,528	↓
Quarter ending June 2018	1,551	→
Quarter ending September 2018	1,690	↑
Variance since September 2017	9.1%	↑



ACTIVITY

Cumulative percentage of contracted UDA delivered 2018 & 2019



Adjusted Scheduled Activity (UDA)		
Month	2018	2019
April	114	88
May	349	200
June	628	444
July	1,128	1,040
August	1,426	1,414
September	1,903	1,675
October	2,483	
November	2,895	
December	3,269	
January	3,361	
February	3,730	
March	4,006	
April	4,350	
May	4,471	
June	4,471	

QUALITY

	Quantity	Base Number	Contract	AT	Region	England
% of FP17s for the same patient ID Re-attending within 3 months - Children	7	161	4.3%	11.6%	12.2%	11.6%
% of FP17s for the same patient ID Re-attending within 3 months - Adults	113	993	11.4%	16.5%	15.8%	15.5%
% of FP17s for the same patient ID Re-attending between 3 & 9 months - Children	87	161	54.0%	58.4%	60.3%	58.8%
% of FP17s for the same patient ID Re-attending between 3 & 9 months - Adults	506	993	51.0%	52.0%	53.5%	51.1%
% of FP17s for Band 1 Urgent Courses	95	992	9.6%	9.8%	9.1%	9.0%
% of FP17s Relating to Free Repair or Replacements	5	992	0.5%	1.1%	1.0%	0.8%
% of FP17s Relating to Continuations	2	992	0.2%	1.2%	1.0%	0.9%
% of Patients satisfied with the dentistry they have received	0	0	N/A	93.5%	93.6%	93.3%
% of Patients satisfied with the time they had to wait for an appointment	0	0	N/A	93.1%	89.8%	88.9%

* This is based on patients treated on this contract for their most recent course of treatment. Figures in italics indicate the base number of FP17s or Patient Questionnaire responses are less than 100. N/A is shown where the base number of responses is less than 10 during the period. % is calculated as Quantity/Base number*100

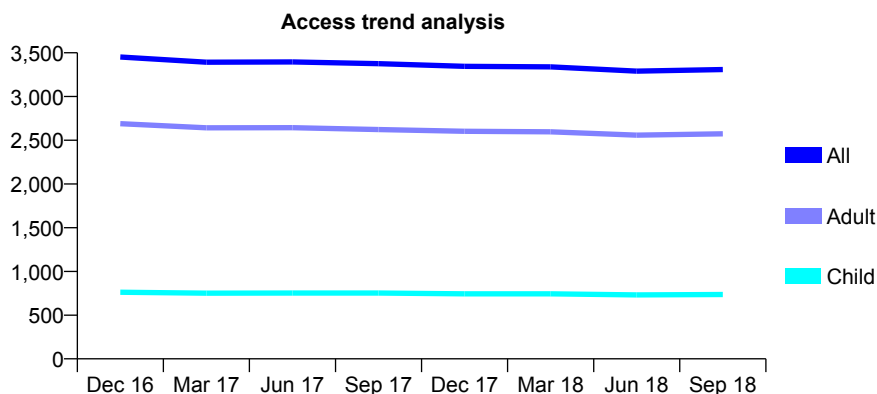
Q44 - Vital Signs At a Glance Contract Report for 968404/0001 - September 2018

Name or company name	MR WK ASKAR
Contract type name	GDS Contract
Purpose of contract	General
Contract start date	22/09/2007
Contract end date	

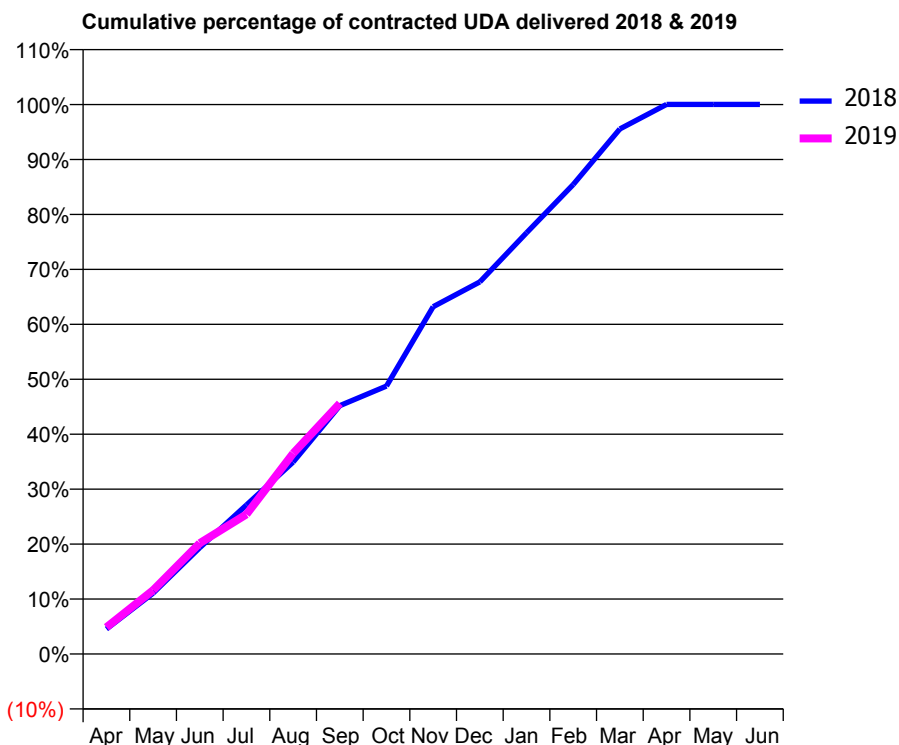
18/19 Contracted general activity (UDA)	8,417
Carry forward general activity (UDA)	0
18/19 Contracted orthodontic activity (UOA)	0
Carry forward orthodontic activity (UOA)	0
Baseline contract value	£230,377.95

ACCESS*

Patients seen in 24 months	Total	Change since previous quarter
Quarter ending September 2017	3,375	
Quarter ending December 2017	3,345	→
Quarter ending March 2018	3,339	→
Quarter ending June 2018	3,290	↓
Quarter ending September 2018	3,309	→
Variance since September 2017	(2.0%)	↓



ACTIVITY



Month	Adjusted Scheduled Activity (UDA)	
	2018	2019
April	385	410
May	939	978
June	1,639	1,698
July	2,297	2,140
August	2,960	3,073
September	3,829	3,840
October	4,131	
November	5,354	
December	5,736	
January	6,494	
February	7,238	
March	8,095	
April	8,473	
May	8,473	
June	8,473	

QUALITY

	Quantity	Base Number	Contract	AT	Region	England
% of FP17s for the same patient ID Re-attending within 3 months - Children	30	486	6.2%	11.6%	12.2%	11.6%
% of FP17s for the same patient ID Re-attending within 3 months - Adults	331	1,814	18.2%	16.5%	15.8%	15.5%
% of FP17s for the same patient ID Re-attending between 3 & 9 months - Children	268	486	55.1%	58.4%	60.3%	58.8%
% of FP17s for the same patient ID Re-attending between 3 & 9 months - Adults	884	1,814	48.7%	52.0%	53.5%	51.1%
% of FP17s for Band 1 Urgent Courses	205	1,739	11.8%	9.8%	9.1%	9.0%
% of FP17s Relating to Free Repair or Replacements	32	1,739	1.8%	1.1%	1.0%	0.8%
% of FP17s Relating to Continuations	10	1,739	0.6%	1.2%	1.0%	0.9%
% of Patients satisfied with the dentistry they have received	0	1	N/A	93.5%	93.6%	93.3%
% of Patients satisfied with the time they had to wait for an appointment	1	1	N/A	93.1%	89.8%	88.9%

* This is based on patients treated on this contract for their most recent course of treatment. Figures in italics indicate the base number of FP17s or Patient Questionnaire responses are less than 100. N/A is shown where the base number of responses is less than 10 during the period. % is calculated as Quantity/Base number*100

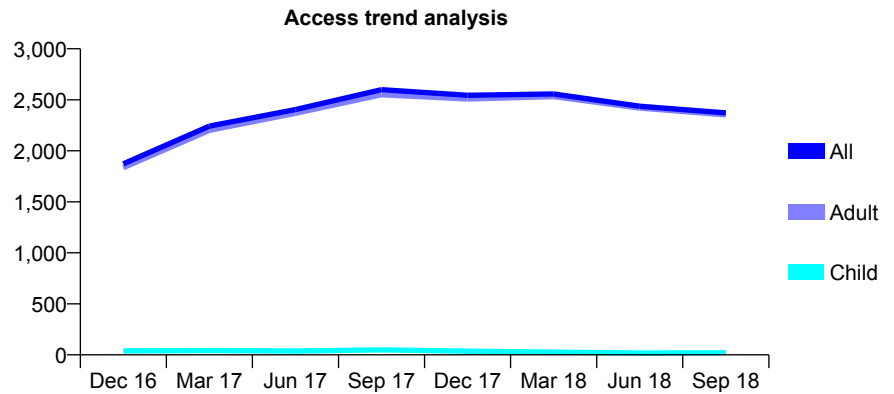
Q44 - Vital Signs At a Glance Contract Report for 968404/0003 - September 2018

Name or company name	MR WK ASKAR
Contract type name	PDS Contract
Purpose of contract	General
Contract start date	01/07/2015
Contract end date	30/06/2023

18/19 Contracted general activity (UDA)	7,500
Carry forward general activity (UDA)	0
18/19 Contracted orthodontic activity (UOA)	0
Carry forward orthodontic activity (UOA)	0
Baseline contract value	£388,092.26

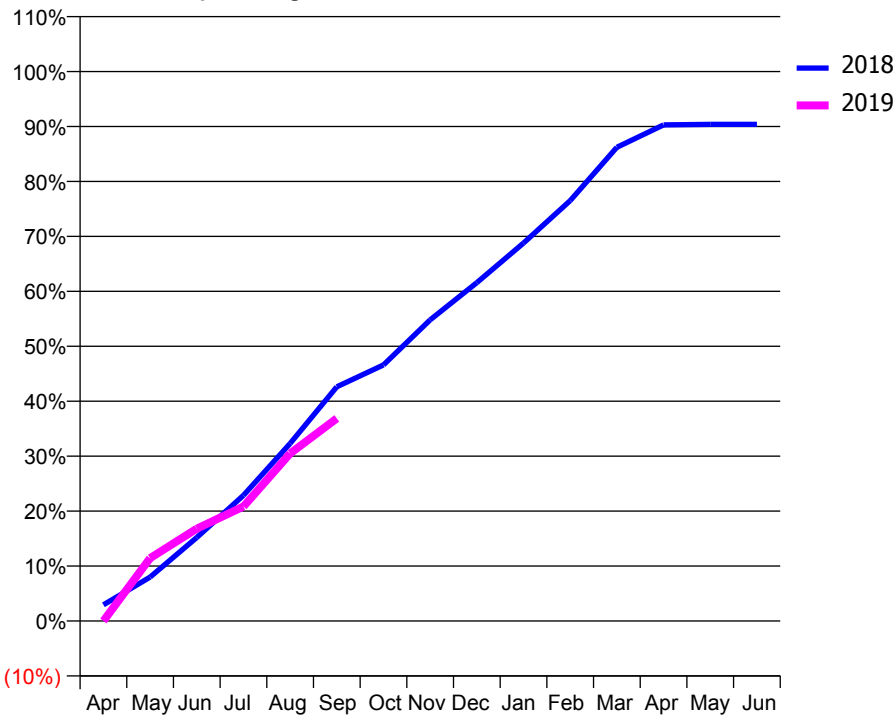
ACCESS*

Patients seen in 24 months	Total	Change since previous quarter
Quarter ending September 2017	2,599	
Quarter ending December 2017	2,544	↓
Quarter ending March 2018	2,558	→
Quarter ending June 2018	2,437	↓
Quarter ending September 2018	2,372	↓
Variance since September 2017	(8.7%)	↓



ACTIVITY

Cumulative percentage of contracted UDA delivered 2018 & 2019



Month	Adjusted Scheduled Activity (UDA)	
	2018	2019
April	222	0
May	600	858
June	1,140	1,260
July	1,716	1,563
August	2,424	2,286
September	3,196	2,766
October	3,496	
November	4,111	
December	4,618	
January	5,158	
February	5,737	
March	6,466	
April	6,772	
May	6,778	
June	6,778	

QUALITY

	Quantity	Base Number	Contract	AT	Region	England
% of FP17s for the same patient ID Re-attending within 3 months - Children	0	11	0.0%	11.6%	12.2%	11.6%
% of FP17s for the same patient ID Re-attending within 3 months - Adults	40	1,013	3.9%	16.5%	15.8%	15.5%
% of FP17s for the same patient ID Re-attending between 3 & 9 months - Children	0	11	0.0%	58.4%	60.3%	58.8%
% of FP17s for the same patient ID Re-attending between 3 & 9 months - Adults	8	1,013	0.8%	52.0%	53.5%	51.1%
% of FP17s for Band 1 Urgent Courses	0	923	0.0%	9.8%	9.1%	9.0%
% of FP17s Relating to Free Repair or Replacements	0	923	0.0%	1.1%	1.0%	0.8%
% of FP17s Relating to Continuations	0	923	0.0%	1.2%	1.0%	0.9%
% of Patients satisfied with the dentistry they have received	1	1	N/A	93.5%	93.6%	93.3%
% of Patients satisfied with the time they had to wait for an appointment	1	1	N/A	93.1%	89.8%	88.9%

* This is based on patients treated on this contract for their most recent course of treatment. Figures in italics indicate the base number of FP17s or Patient Questionnaire responses are less than 100. N/A is shown where the base number of responses is less than 10 during the period. % is calculated as Quantity/Base number*100

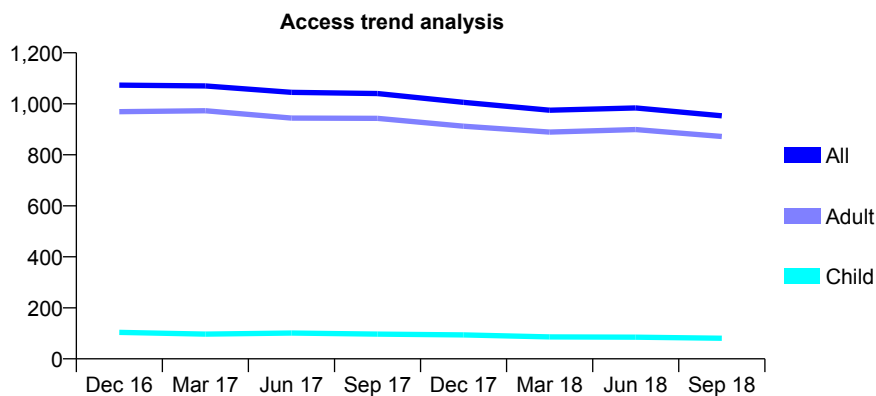
Q44 - Vital Signs At a Glance Contract Report for 986801/0005 - September 2018

Name or company name	MR MN DEVLIN
Contract type name	GDS Contract
Purpose of contract	General
Contract start date	01/10/2007
Contract end date	

18/19 Contracted general activity (UDA)	3,791
Carry forward general activity (UDA)	0
18/19 Contracted orthodontic activity (UOA)	0
Carry forward orthodontic activity (UOA)	0
Baseline contract value	£71,580.08

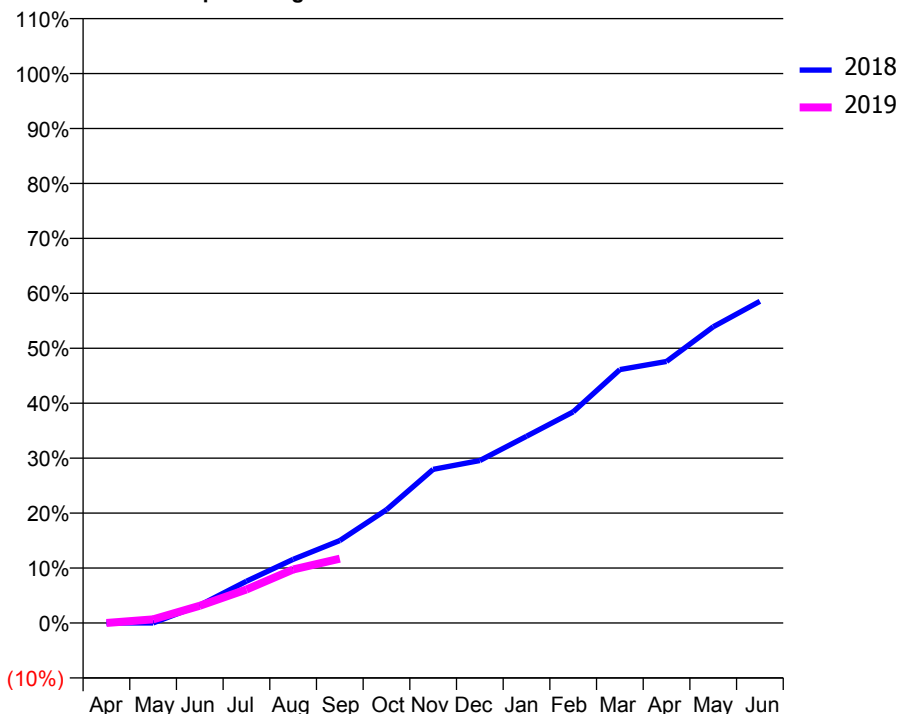
ACCESS*

Patients seen in 24 months	Total	Change since previous quarter
Quarter ending September 2017	1,040	
Quarter ending December 2017	1,006	↓
Quarter ending March 2018	975	↓
Quarter ending June 2018	984	→
Quarter ending September 2018	953	↓
Variance since September 2017	(8.4%)	↓



ACTIVITY

Cumulative percentage of contracted UDA delivered 2018 & 2019



Adjusted Scheduled Activity (UDA)

Month	2018	2019
April	0	0
May	0	25
June	123	119
July	289	231
August	439	369
September	569	444
October	782	
November	1,060	
December	1,121	
January	1,289	
February	1,457	
March	1,749	
April	1,804	
May	2,044	
June	2,220	

QUALITY

	Quantity	Base Number	Contract	AT	Region	England
% of FP17s for the same patient ID Re-attending within 3 months - Children	0	32	0.0%	11.6%	12.2%	11.6%
% of FP17s for the same patient ID Re-attending within 3 months - Adults	32	350	9.1%	16.5%	15.8%	15.5%
% of FP17s for the same patient ID Re-attending between 3 & 9 months - Children	16	32	50.0%	58.4%	60.3%	58.8%
% of FP17s for the same patient ID Re-attending between 3 & 9 months - Adults	144	350	41.1%	52.0%	53.5%	51.1%
% of FP17s for Band 1 Urgent Courses	25	226	11.1%	9.8%	9.1%	9.0%
% of FP17s Relating to Free Repair or Replacements	1	226	0.4%	1.1%	1.0%	0.8%
% of FP17s Relating to Continuations	0	226	0.0%	1.2%	1.0%	0.9%
% of Patients satisfied with the dentistry they have received	1	1	N/A	93.5%	93.6%	93.3%
% of Patients satisfied with the time they had to wait for an appointment	1	1	N/A	93.1%	89.8%	88.9%

* This is based on patients treated on this contract for their most recent course of treatment. Figures in italics indicate the base number of FP17s or Patient Questionnaire responses are less than 100. N/A is shown where the base number of responses is less than 10 during the period. % is calculated as Quantity/Base number*100

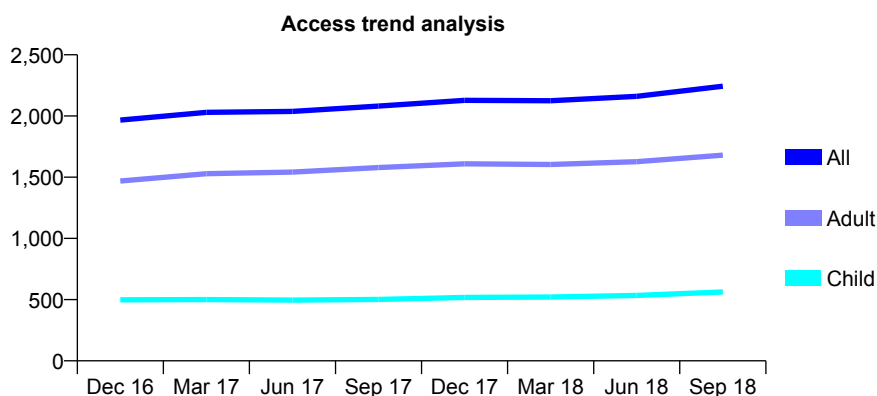
Q44 - Vital Signs At a Glance Contract Report for 990175/0001 - September 2018

Name or company name	Dr Vicknesh Tasen & Dr Damian O'Connor
Contract type name	GDS Contract
Purpose of contract	General
Contract start date	01/04/2006
Contract end date	

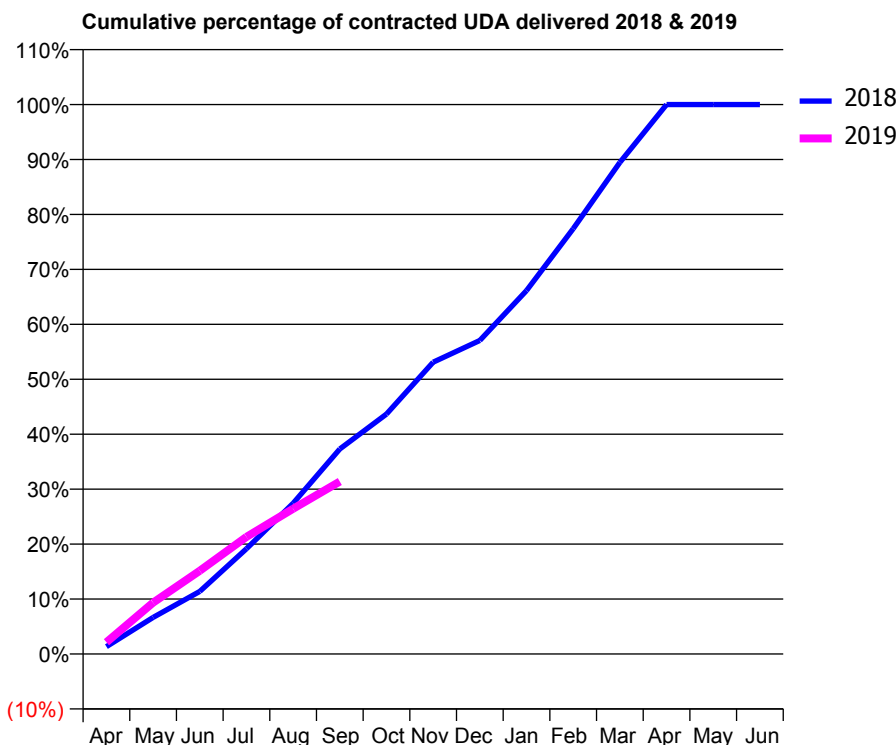
18/19 Contracted general activity (UDA)	6,000
Carry forward general activity (UDA)	0
18/19 Contracted orthodontic activity (UOA)	0
Carry forward orthodontic activity (UOA)	0
Baseline contract value	£161,263.25

ACCESS*

Patients seen in 24 months	Total	Change since previous quarter
Quarter ending September 2017	2,081	
Quarter ending December 2017	2,128	↑
Quarter ending March 2018	2,125	→
Quarter ending June 2018	2,161	→
Quarter ending September 2018	2,243	↑
Variance since September 2017	7.8%	↑



ACTIVITY



Month	Adjusted Scheduled Activity (UDA)	
	2018	2019
April	81	129
May	403	562
June	690	910
July	1,160	1,279
August	1,660	1,586
September	2,258	1,883
October	2,643	
November	3,214	
December	3,454	
January	4,003	
February	4,684	
March	5,415	
April	6,052	
May	6,053	
June	6,053	

QUALITY

	Quantity	Base Number	Contract	AT	Region	England
% of FP17s for the same patient ID Re-attending within 3 months - Children	27	333	8.1%	11.6%	12.2%	11.6%
% of FP17s for the same patient ID Re-attending within 3 months - Adults	165	990	16.7%	16.5%	15.8%	15.5%
% of FP17s for the same patient ID Re-attending between 3 & 9 months - Children	154	333	46.2%	58.4%	60.3%	58.8%
% of FP17s for the same patient ID Re-attending between 3 & 9 months - Adults	461	990	46.6%	52.0%	53.5%	51.1%
% of FP17s for Band 1 Urgent Courses	70	821	8.5%	9.8%	9.1%	9.0%
% of FP17s Relating to Free Repair or Replacements	9	821	1.1%	1.1%	1.0%	0.8%
% of FP17s Relating to Continuations	18	821	2.2%	1.2%	1.0%	0.9%
% of Patients satisfied with the dentistry they have received	3	3	N/A	93.5%	93.6%	93.3%
% of Patients satisfied with the time they had to wait for an appointment	3	3	N/A	93.1%	89.8%	88.9%

* This is based on patients treated on this contract for their most recent course of treatment. Figures in italics indicate the base number of FP17s or Patient Questionnaire responses are less than 100. N/A is shown where the base number of responses is less than 10 during the period. % is calculated as Quantity/Base number*100

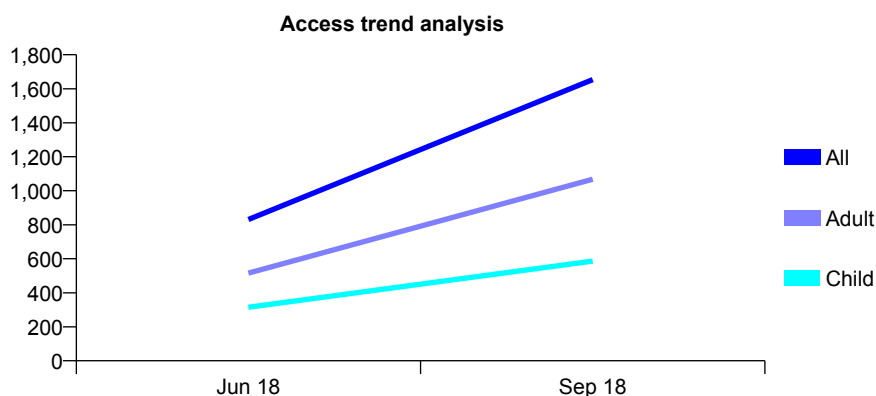
Q45 - Vital Signs At a Glance Contract Report for 100704/0000 - September 2018

Name or company name	Genix Healthcare Ltd
Contract type name	GDS Contract
Purpose of contract	General
Contract start date	01/04/2018
Contract end date	

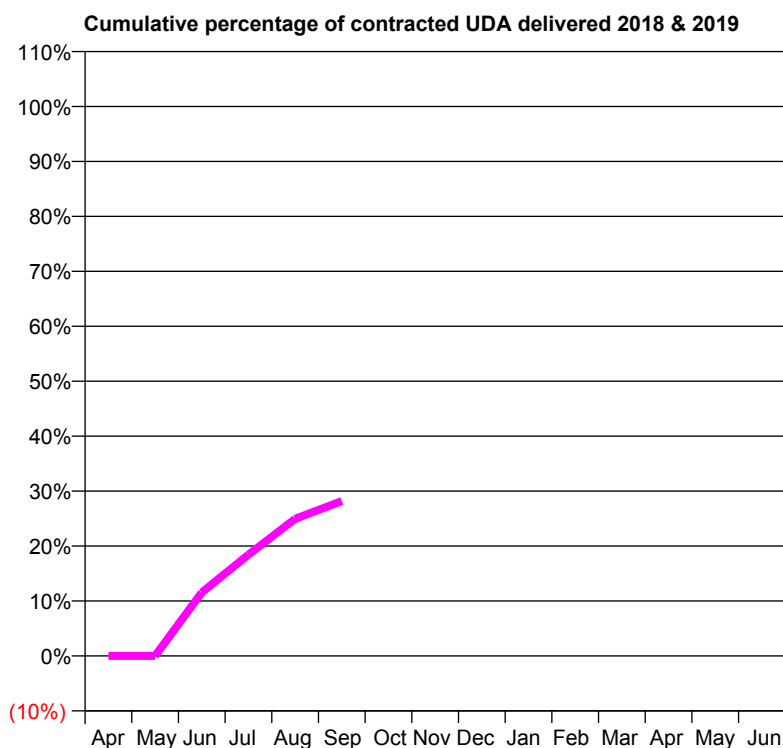
18/19 Contracted general activity (UDA)	12,000
Carry forward general activity (UDA)	0
18/19 Contracted orthodontic activity (UOA)	0
Carry forward orthodontic activity (UOA)	0
Baseline contract value	£321,643.67

ACCESS*

Patients seen in 24 months	Total	Change since previous quarter
Quarter ending September 2017	0	
Quarter ending December 2017	0	
Quarter ending March 2018	0	
Quarter ending June 2018	831	↑
Quarter ending September 2018	1,654	↑
Variance since September 2017	N/A	



ACTIVITY



Month	Adjusted Scheduled Activity (UDA)	
	2018	2019
April	0	0
May	0	0
June	0	1,387
July	0	2,211
August	0	2,994
September	0	3,381
October	0	
November	0	
December	0	
January	0	
February	0	
March	0	
April	0	
May	0	
June	0	

QUALITY

	Quantity	Base Number	Contract	AT	Region	England
% of FP17s for the same patient ID Re-attending within 3 months - Children	9	608	1.5%	11.4%	12.2%	11.6%
% of FP17s for the same patient ID Re-attending within 3 months - Adults	36	1,108	3.2%	14.7%	15.8%	15.5%
% of FP17s for the same patient ID Re-attending between 3 & 9 months - Children	5	608	0.8%	54.5%	60.3%	58.8%
% of FP17s for the same patient ID Re-attending between 3 & 9 months - Adults	8	1,108	0.7%	50.5%	53.5%	51.1%
% of FP17s for Band 1 Urgent Courses	36	1,716	2.1%	8.8%	9.1%	9.0%
% of FP17s Relating to Free Repair or Replacements	18	1,716	1.0%	1.2%	1.0%	0.8%
% of FP17s Relating to Continuations	10	1,716	0.6%	1.3%	1.0%	0.9%
% of Patients satisfied with the dentistry they have received	0	0	N/A	93.5%	93.6%	93.3%
% of Patients satisfied with the time they had to wait for an appointment	0	0	N/A	90.3%	89.8%	88.9%

* This is based on patients treated on this contract for their most recent course of treatment. Figures in italics indicate the base number of FP17s or Patient Questionnaire responses are less than 100. N/A is shown where the base number of responses is less than 10 during the period. % is calculated as Quantity/Base number*100

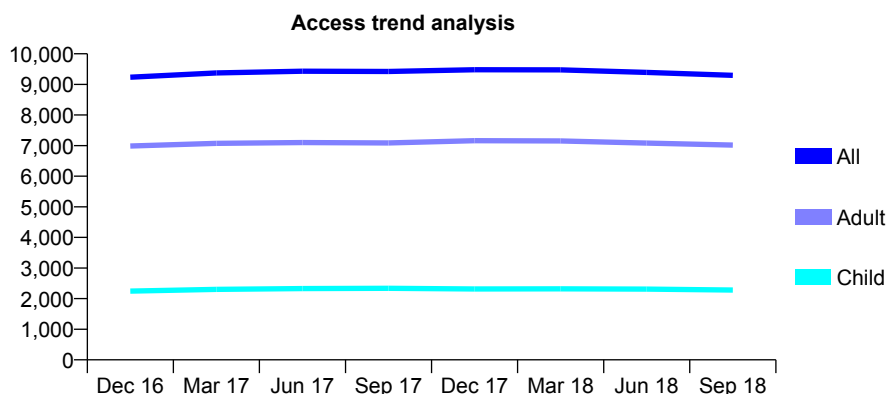
Q45 - Vital Signs At a Glance Contract Report for 101281/0004 - September 2018

Name or company name	OASIS DENTAL CARE LTD
Contract type name	GDS Contract
Purpose of contract	General
Contract start date	01/04/2006
Contract end date	

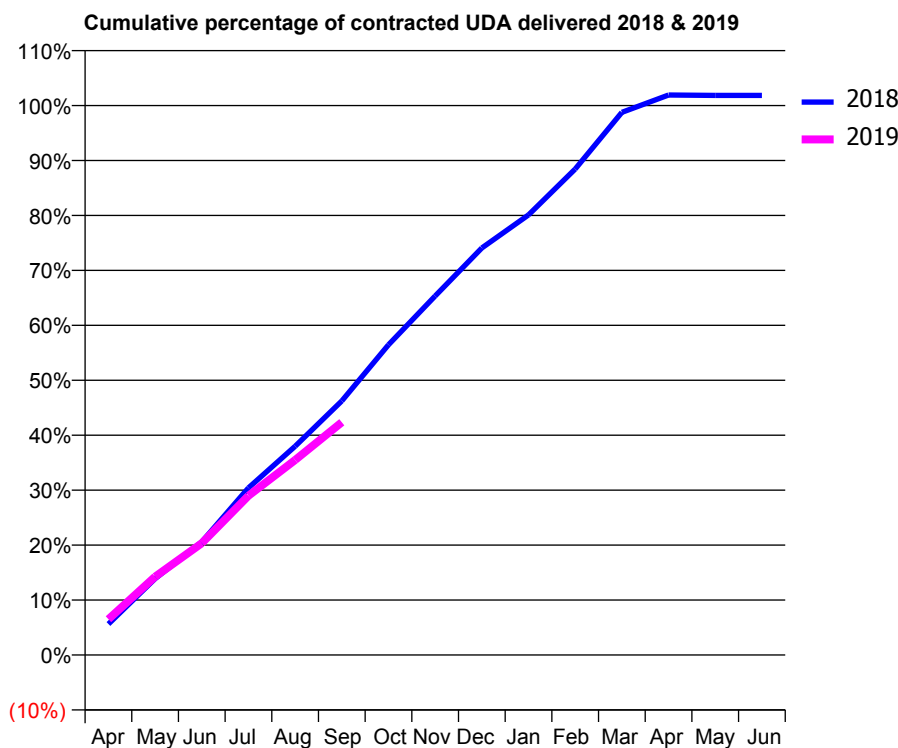
18/19 Contracted general activity (UDA)	27,500
Carry forward general activity (UDA)	-503
18/19 Contracted orthodontic activity (UOA)	0
Carry forward orthodontic activity (UOA)	0
Baseline contract value	£760,712.18

ACCESS*

Patients seen in 24 months	Total	Change since previous quarter
Quarter ending September 2017	9,424	
Quarter ending December 2017	9,481	→
Quarter ending March 2018	9,475	→
Quarter ending June 2018	9,393	→
Quarter ending September 2018	9,298	↓
Variance since September 2017	(1.3%)	↓



ACTIVITY



Month	Adjusted Scheduled Activity (UDA)	
	2018	2019
April	1,549	1,791
May	3,819	3,919
June	5,663	5,594
July	8,362	7,970
August	10,450	9,758
September	12,718	11,646
October	15,523	
November	17,966	
December	20,371	
January	22,025	
February	24,320	
March	27,154	
April	28,028	
May	28,006	
June	28,003	

QUALITY

	Quantity	Base Number	Contract	AT	Region	England
% of FP17s for the same patient ID Re-attending within 3 months - Children	81	1,486	5.5%	11.4%	12.2%	11.6%
% of FP17s for the same patient ID Re-attending within 3 months - Adults	529	4,469	11.8%	14.7%	15.8%	15.5%
% of FP17s for the same patient ID Re-attending between 3 & 9 months - Children	868	1,486	58.4%	54.5%	60.3%	58.8%
% of FP17s for the same patient ID Re-attending between 3 & 9 months - Adults	2,688	4,469	60.1%	50.5%	53.5%	51.1%
% of FP17s for Band 1 Urgent Courses	313	5,577	5.6%	8.8%	9.1%	9.0%
% of FP17s Relating to Free Repair or Replacements	167	5,577	3.0%	1.2%	1.0%	0.8%
% of FP17s Relating to Continuations	39	5,577	0.7%	1.3%	1.0%	0.9%
% of Patients satisfied with the dentistry they have received	16	17	94.1%	93.5%	93.6%	93.3%
% of Patients satisfied with the time they had to wait for an appointment	16	17	94.1%	90.3%	89.8%	88.9%

* This is based on patients treated on this contract for their most recent course of treatment. Figures in italics indicate the base number of FP17s or Patient Questionnaire responses are less than 100. N/A is shown where the base number of responses is less than 10 during the period. % is calculated as Quantity/Base number*100

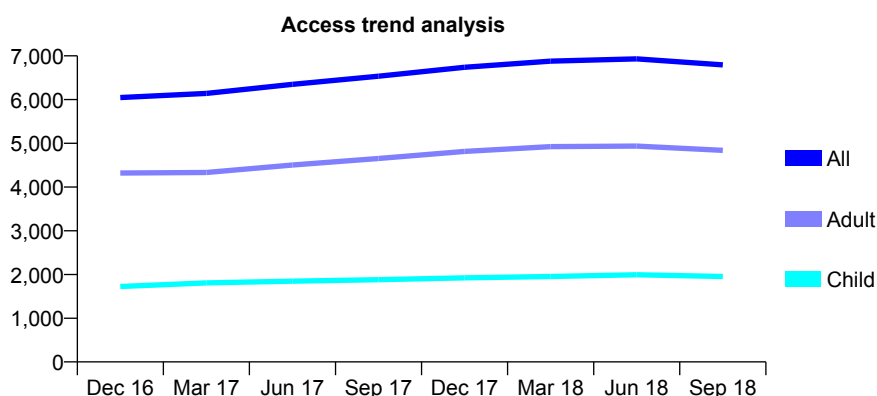
Q45 - Vital Signs At a Glance Contract Report for 101281/0005 - September 2018

Name or company name	OASIS DENTAL CARE LTD
Contract type name	GDS Contract
Purpose of contract	General
Contract start date	01/04/2006
Contract end date	

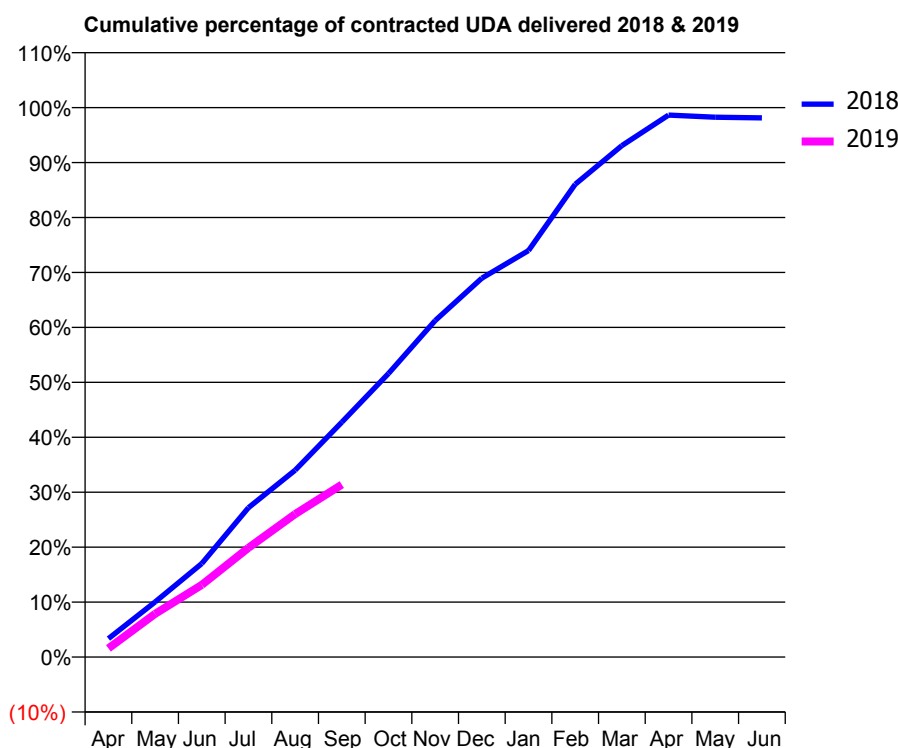
18/19 Contracted general activity (UDA)	21,308
Carry forward general activity (UDA)	339
18/19 Contracted orthodontic activity (UOA)	0
Carry forward orthodontic activity (UOA)	0
Baseline contract value	£561,015.46

ACCESS*

Patients seen in 24 months	Total	Change since previous quarter
Quarter ending September 2017	6,534	
Quarter ending December 2017	6,739	↑
Quarter ending March 2018	6,878	↑
Quarter ending June 2018	6,930	→
Quarter ending September 2018	6,795	↓
Variance since September 2017	4.0%	↑



ACTIVITY



Month	Adjusted Scheduled Activity (UDA)	
	2018	2019
April	609	337
May	1,819	1,676
June	3,083	2,802
July	4,925	4,240
August	6,160	5,544
September	7,744	6,686
October	9,347	
November	11,093	
December	12,491	
January	13,401	
February	15,581	
March	16,857	
April	17,865	
May	17,795	
June	17,773	

QUALITY

	Quantity	Base Number	Contract	AT	Region	England
% of FP17s for the same patient ID Re-attending within 3 months - Children	100	1,578	6.3%	11.4%	12.2%	11.6%
% of FP17s for the same patient ID Re-attending within 3 months - Adults	309	2,951	10.5%	14.7%	15.8%	15.5%
% of FP17s for the same patient ID Re-attending between 3 & 9 months - Children	1,075	1,578	68.1%	54.5%	60.3%	58.8%
% of FP17s for the same patient ID Re-attending between 3 & 9 months - Adults	1,808	2,951	61.3%	50.5%	53.5%	51.1%
% of FP17s for Band 1 Urgent Courses	258	4,058	6.4%	8.8%	9.1%	9.0%
% of FP17s Relating to Free Repair or Replacements	32	4,058	0.8%	1.2%	1.0%	0.8%
% of FP17s Relating to Continuations	19	4,058	0.5%	1.3%	1.0%	0.9%
% of Patients satisfied with the dentistry they have received	3	4	N/A	93.5%	93.6%	93.3%
% of Patients satisfied with the time they had to wait for an appointment	3	4	N/A	90.3%	89.8%	88.9%

* This is based on patients treated on this contract for their most recent course of treatment. Figures in italics indicate the base number of FP17s or Patient Questionnaire responses are less than 100. N/A is shown where the base number of responses is less than 10 during the period. % is calculated as Quantity/Base number*100

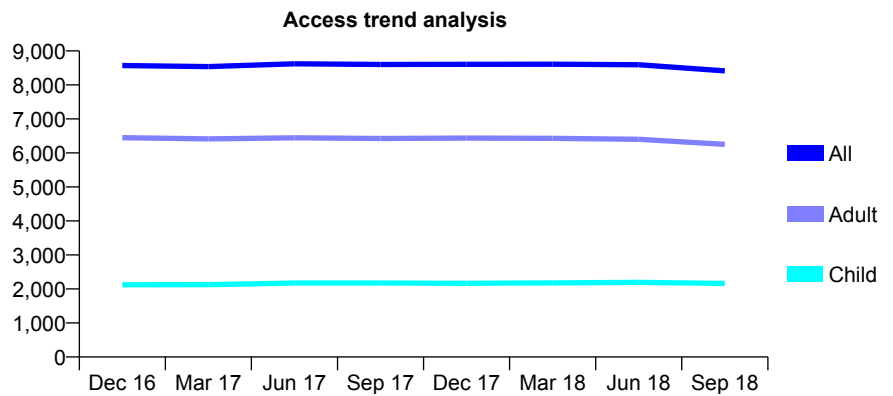
Q45 - Vital Signs At a Glance Contract Report for 101281/0006 - September 2018

Name or company name	OASIS DENTAL CARE LTD
Contract type name	GDS Contract
Purpose of contract	General
Contract start date	01/04/2006
Contract end date	

18/19 Contracted general activity (UDA)	25,123
Carry forward general activity (UDA)	645
18/19 Contracted orthodontic activity (UOA)	0
Carry forward orthodontic activity (UOA)	0
Baseline contract value	£696,945.71

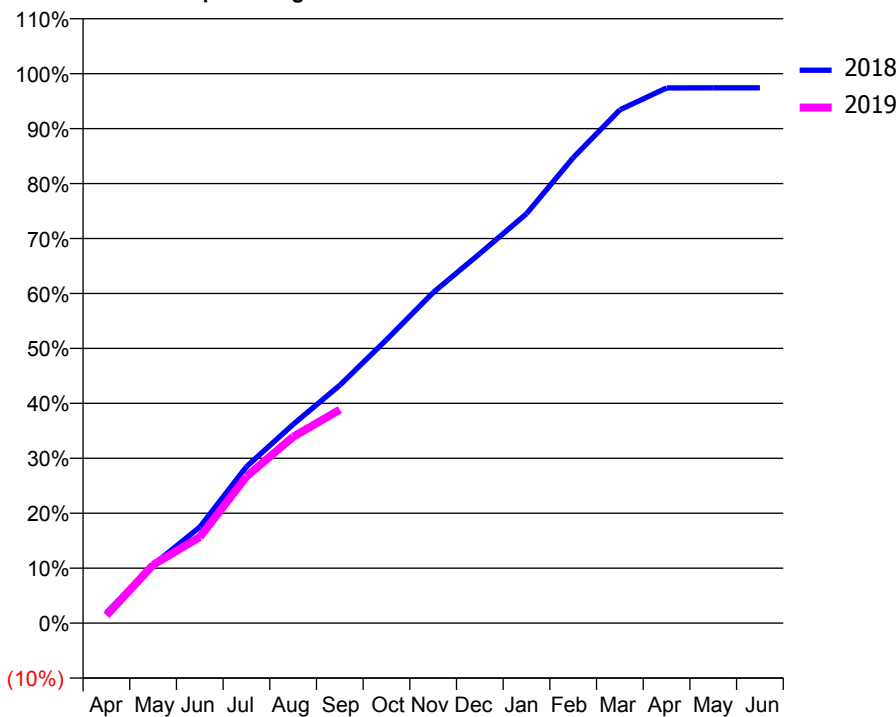
ACCESS*

Patients seen in 24 months	Total	Change since previous quarter
Quarter ending September 2017	8,600	
Quarter ending December 2017	8,604	→
Quarter ending March 2018	8,611	→
Quarter ending June 2018	8,594	→
Quarter ending September 2018	8,415	↓
Variance since September 2017	(2.2%)	↓



ACTIVITY

Cumulative percentage of contracted UDA delivered 2018 & 2019



Month	Adjusted Scheduled Activity (UDA)	
	2018	2019
April	478	358
May	2,665	2,668
June	4,394	3,933
July	7,156	6,706
August	9,087	8,518
September	10,879	9,760
October	12,958	
November	15,116	
December	16,895	
January	18,722	
February	21,278	
March	23,466	
April	24,467	
May	24,477	
June	24,478	

QUALITY

	Quantity	Base Number	Contract	AT	Region	England
% of FP17s for the same patient ID Re-attending within 3 months - Children	103	1,440	7.2%	11.4%	12.2%	11.6%
% of FP17s for the same patient ID Re-attending within 3 months - Adults	460	3,788	12.1%	14.7%	15.8%	15.5%
% of FP17s for the same patient ID Re-attending between 3 & 9 months - Children	727	1,440	50.5%	54.5%	60.3%	58.8%
% of FP17s for the same patient ID Re-attending between 3 & 9 months - Adults	2,128	3,788	56.2%	50.5%	53.5%	51.1%
% of FP17s for Band 1 Urgent Courses	407	4,841	8.4%	8.8%	9.1%	9.0%
% of FP17s Relating to Free Repair or Replacements	67	4,841	1.4%	1.2%	1.0%	0.8%
% of FP17s Relating to Continuations	55	4,841	1.1%	1.3%	1.0%	0.9%
% of Patients satisfied with the dentistry they have received	11	11	100.0%	93.5%	93.6%	93.3%
% of Patients satisfied with the time they had to wait for an appointment	10	11	90.9%	90.3%	89.8%	88.9%

* This is based on patients treated on this contract for their most recent course of treatment. Figures in italics indicate the base number of FP17s or Patient Questionnaire responses are less than 100. N/A is shown where the base number of responses is less than 10 during the period. % is calculated as Quantity/Base number*100

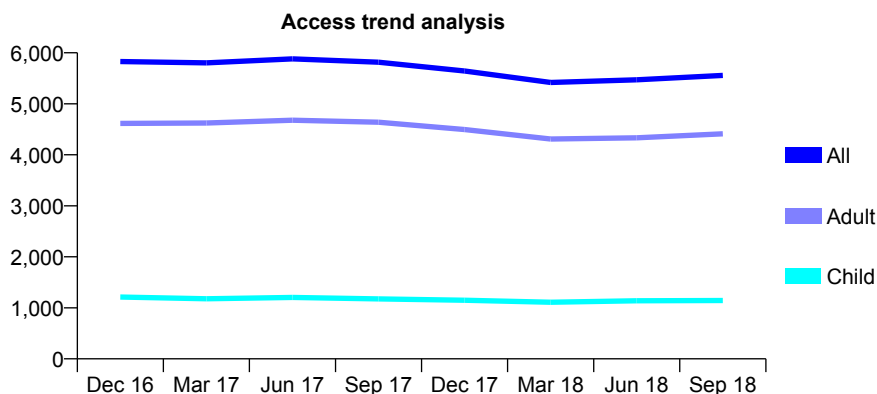
Q45 - Vital Signs At a Glance Contract Report for 101281/0007 - September 2018

Name or company name	OASIS DENTAL CARE LTD
Contract type name	GDS Contract
Purpose of contract	General
Contract start date	01/04/2006
Contract end date	

18/19 Contracted general activity (UDA)	18,847
Carry forward general activity (UDA)	0
18/19 Contracted orthodontic activity (UOA)	0
Carry forward orthodontic activity (UOA)	0
Baseline contract value	£502,743.00

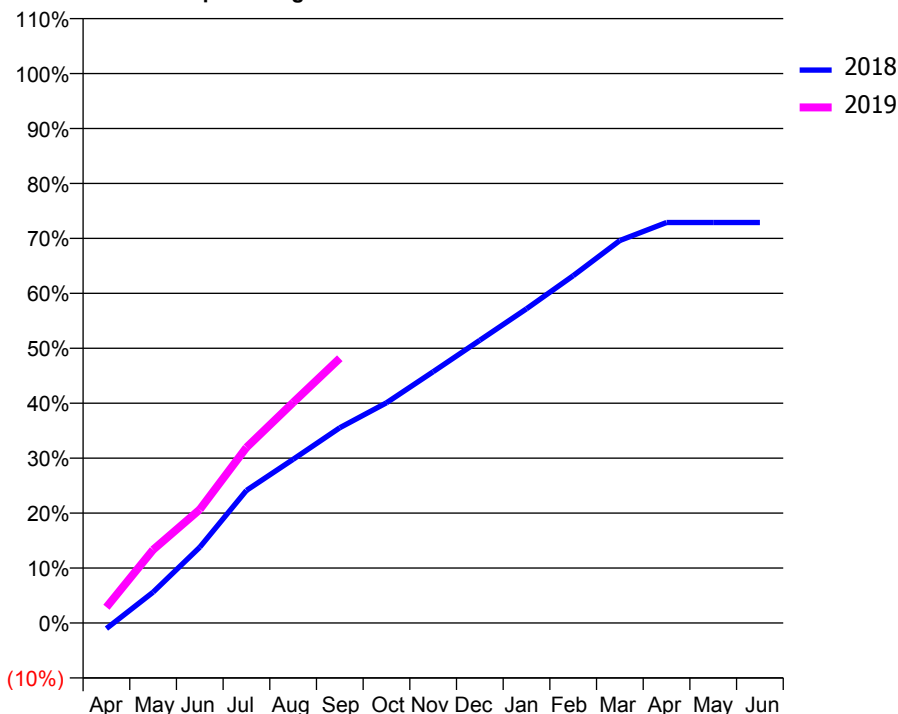
ACCESS*

Patients seen in 24 months	Total	Change since previous quarter
Quarter ending September 2017	5,815	
Quarter ending December 2017	5,643	↓
Quarter ending March 2018	5,419	↓
Quarter ending June 2018	5,471	→
Quarter ending September 2018	5,556	→
Variance since September 2017	(4.5%)	↓



ACTIVITY

Cumulative percentage of contracted UDA delivered 2018 & 2019



Adjusted Scheduled Activity (UDA)

Month	2018	2019
April	-193	543
May	1,059	2,514
June	2,600	3,893
July	4,547	6,021
August	5,616	7,560
September	6,700	9,082
October	7,551	
November	8,617	
December	9,697	
January	10,777	
February	11,911	
March	13,118	
April	13,738	
May	13,738	
June	13,738	

QUALITY

	Quantity	Base Number	Contract	AT	Region	England
% of FP17s for the same patient ID Re-attending within 3 months - Children	77	788	9.8%	11.4%	12.2%	11.6%
% of FP17s for the same patient ID Re-attending within 3 months - Adults	687	3,052	22.5%	14.7%	15.8%	15.5%
% of FP17s for the same patient ID Re-attending between 3 & 9 months - Children	271	788	34.4%	54.5%	60.3%	58.8%
% of FP17s for the same patient ID Re-attending between 3 & 9 months - Adults	861	3,052	28.2%	50.5%	53.5%	51.1%
% of FP17s for Band 1 Urgent Courses	723	3,611	20.0%	8.8%	9.1%	9.0%
% of FP17s Relating to Free Repair or Replacements	59	3,611	1.6%	1.2%	1.0%	0.8%
% of FP17s Relating to Continuations	100	3,611	2.8%	1.3%	1.0%	0.9%
% of Patients satisfied with the dentistry they have received	14	14	100.0%	93.5%	93.6%	93.3%
% of Patients satisfied with the time they had to wait for an appointment	14	14	100.0%	90.3%	89.8%	88.9%

* This is based on patients treated on this contract for their most recent course of treatment. Figures in italics indicate the base number of FP17s or Patient Questionnaire responses are less than 100. N/A is shown where the base number of responses is less than 10 during the period. % is calculated as Quantity/Base number*100

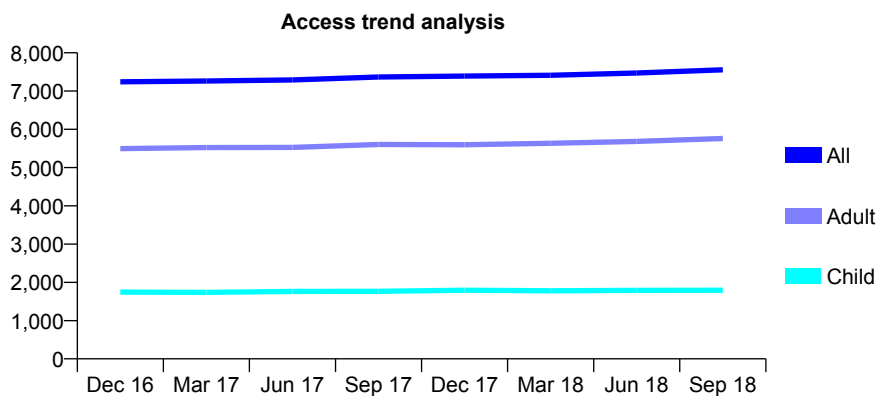
Q45 - Vital Signs At a Glance Contract Report for 101281/0017 - September 2018

Name or company name	OASIS DENTAL CARE LTD
Contract type name	GDS Contract
Purpose of contract	General
Contract start date	01/04/2006
Contract end date	

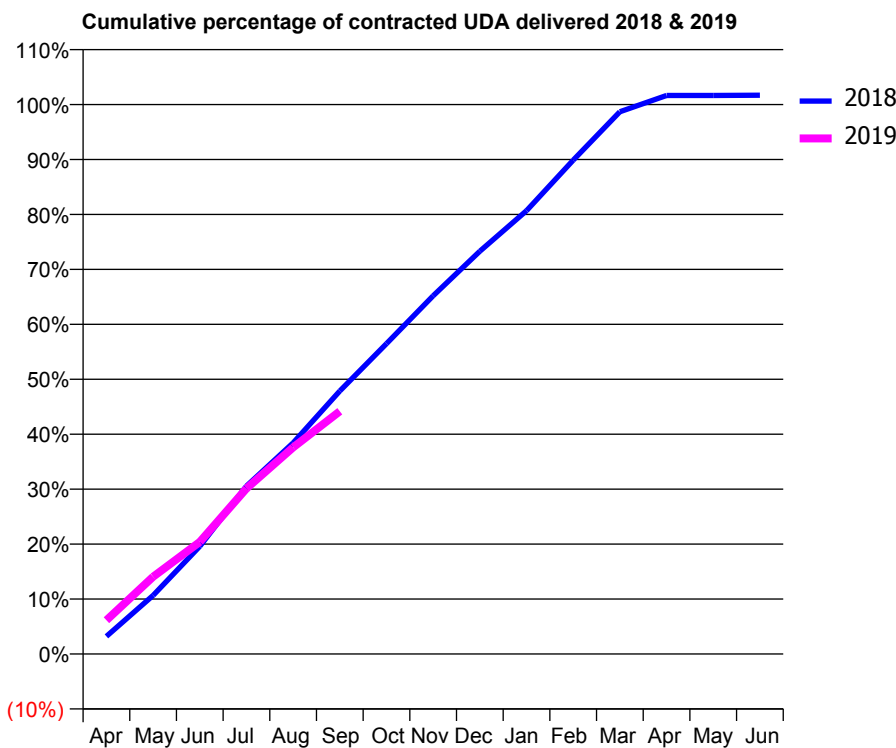
18/19 Contracted general activity (UDA)	22,400
Carry forward general activity (UDA)	-376
18/19 Contracted orthodontic activity (UOA)	0
Carry forward orthodontic activity (UOA)	0
Baseline contract value	£621,316.37

ACCESS*

Patients seen in 24 months	Total	Change since previous quarter
Quarter ending September 2017	7,368	
Quarter ending December 2017	7,392	→
Quarter ending March 2018	7,414	→
Quarter ending June 2018	7,472	→
Quarter ending September 2018	7,554	→
Variance since September 2017	2.5%	↑



ACTIVITY



Month	Adjusted Scheduled Activity (UDA)	
	2018	2019
April	721	1,380
May	2,392	3,152
June	4,392	4,567
July	6,844	6,748
August	8,608	8,424
September	10,722	9,897
October	12,653	
November	14,606	
December	16,418	
January	18,073	
February	20,133	
March	22,104	
April	22,767	
May	22,765	
June	22,776	

QUALITY

	Quantity	Base Number	Contract	AT	Region	England
% of FP17s for the same patient ID Re-attending within 3 months - Children	71	1,202	5.9%	11.4%	12.2%	11.6%
% of FP17s for the same patient ID Re-attending within 3 months - Adults	429	3,558	12.1%	14.7%	15.8%	15.5%
% of FP17s for the same patient ID Re-attending between 3 & 9 months - Children	752	1,202	62.6%	54.5%	60.3%	58.8%
% of FP17s for the same patient ID Re-attending between 3 & 9 months - Adults	1,966	3,558	55.3%	50.5%	53.5%	51.1%
% of FP17s for Band 1 Urgent Courses	312	4,443	7.0%	8.8%	9.1%	9.0%
% of FP17s Relating to Free Repair or Replacements	81	4,443	1.8%	1.2%	1.0%	0.8%
% of FP17s Relating to Continuations	18	4,443	0.4%	1.3%	1.0%	0.9%
% of Patients satisfied with the dentistry they have received	7	7	N/A	93.5%	93.6%	93.3%
% of Patients satisfied with the time they had to wait for an appointment	6	7	N/A	90.3%	89.8%	88.9%

* This is based on patients treated on this contract for their most recent course of treatment. Figures in italics indicate the base number of FP17s or Patient Questionnaire responses are less than 100. N/A is shown where the base number of responses is less than 10 during the period. % is calculated as Quantity/Base number*100

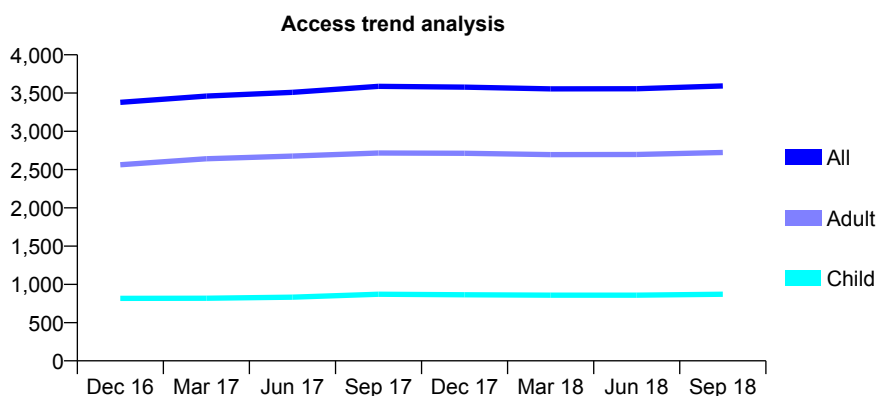
Q45 - Vital Signs At a Glance Contract Report for 101281/0018 - September 2018

Name or company name	OASIS DENTAL CARE LTD
Contract type name	GDS Contract
Purpose of contract	General
Contract start date	01/04/2006
Contract end date	

18/19 Contracted general activity (UDA)	14,000
Carry forward general activity (UDA)	0
18/19 Contracted orthodontic activity (UOA)	0
Carry forward orthodontic activity (UOA)	0
Baseline contract value	£376,297.28

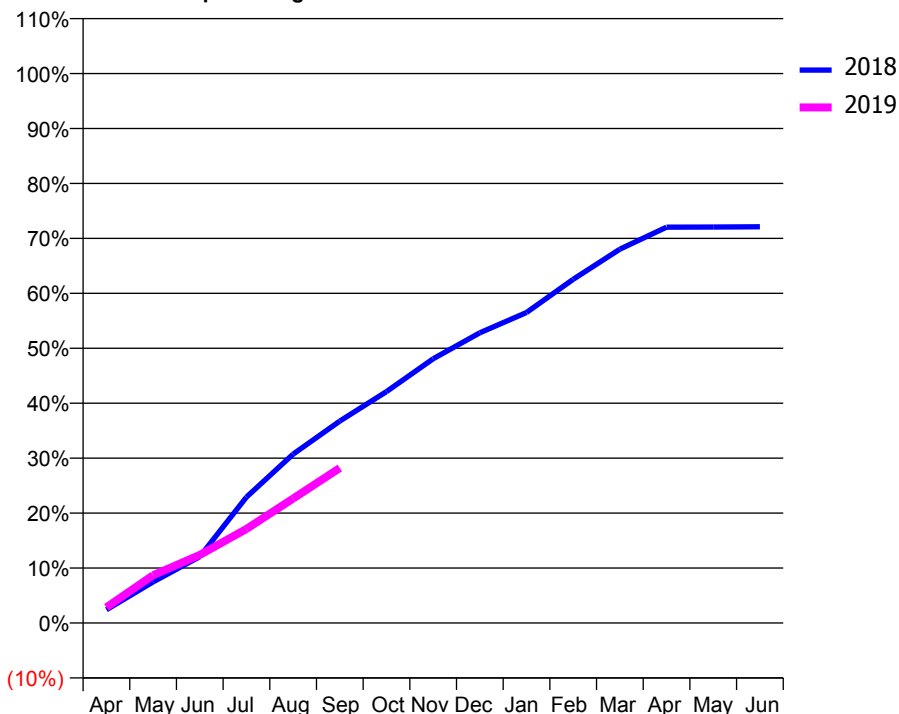
ACCESS*

Patients seen in 24 months	Total	Change since previous quarter
Quarter ending September 2017	3,587	
Quarter ending December 2017	3,577	→
Quarter ending March 2018	3,554	→
Quarter ending June 2018	3,557	→
Quarter ending September 2018	3,593	→
Variance since September 2017	0.2%	→



ACTIVITY

Cumulative percentage of contracted UDA delivered 2018 & 2019



Month	Adjusted Scheduled Activity (UDA)	
	2018	2019
April	338	401
May	1,049	1,216
June	1,689	1,735
July	3,210	2,397
August	4,302	3,172
September	5,145	3,948
October	5,896	
November	6,731	
December	7,396	
January	7,911	
February	8,757	
March	9,524	
April	10,085	
May	10,089	
June	10,094	

QUALITY

	Quantity	Base Number	Contract	AT	Region	England
% of FP17s for the same patient ID Re-attending within 3 months - Children	26	520	5.0%	11.4%	12.2%	11.6%
% of FP17s for the same patient ID Re-attending within 3 months - Adults	141	1,527	9.2%	14.7%	15.8%	15.5%
% of FP17s for the same patient ID Re-attending between 3 & 9 months - Children	234	520	45.0%	54.5%	60.3%	58.8%
% of FP17s for the same patient ID Re-attending between 3 & 9 months - Adults	706	1,527	46.2%	50.5%	53.5%	51.1%
% of FP17s for Band 1 Urgent Courses	81	1,823	4.4%	8.8%	9.1%	9.0%
% of FP17s Relating to Free Repair or Replacements	15	1,823	0.8%	1.2%	1.0%	0.8%
% of FP17s Relating to Continuations	16	1,823	0.9%	1.3%	1.0%	0.9%
% of Patients satisfied with the dentistry they have received	3	3	N/A	93.5%	93.6%	93.3%
% of Patients satisfied with the time they had to wait for an appointment	3	3	N/A	90.3%	89.8%	88.9%

* This is based on patients treated on this contract for their most recent course of treatment. Figures in italics indicate the base number of FP17s or Patient Questionnaire responses are less than 100. N/A is shown where the base number of responses is less than 10 during the period. % is calculated as Quantity/Base number*100

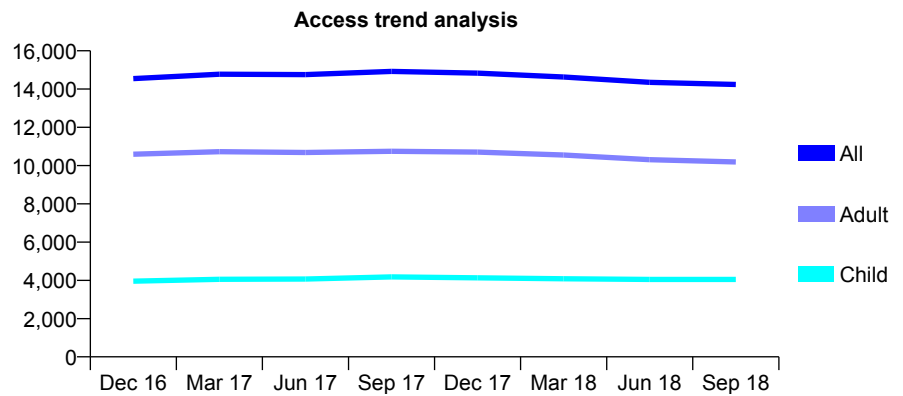
Q45 - Vital Signs At a Glance Contract Report for 101281/0052 - September 2018

Name or company name	OASIS DENTAL CARE LTD
Contract type name	GDS Contract
Purpose of contract	General
Contract start date	01/04/2006
Contract end date	

18/19 Contracted general activity (UDA)	40,053
Carry forward general activity (UDA)	-801
18/19 Contracted orthodontic activity (UOA)	0
Carry forward orthodontic activity (UOA)	0
Baseline contract value	£1,145,033.53

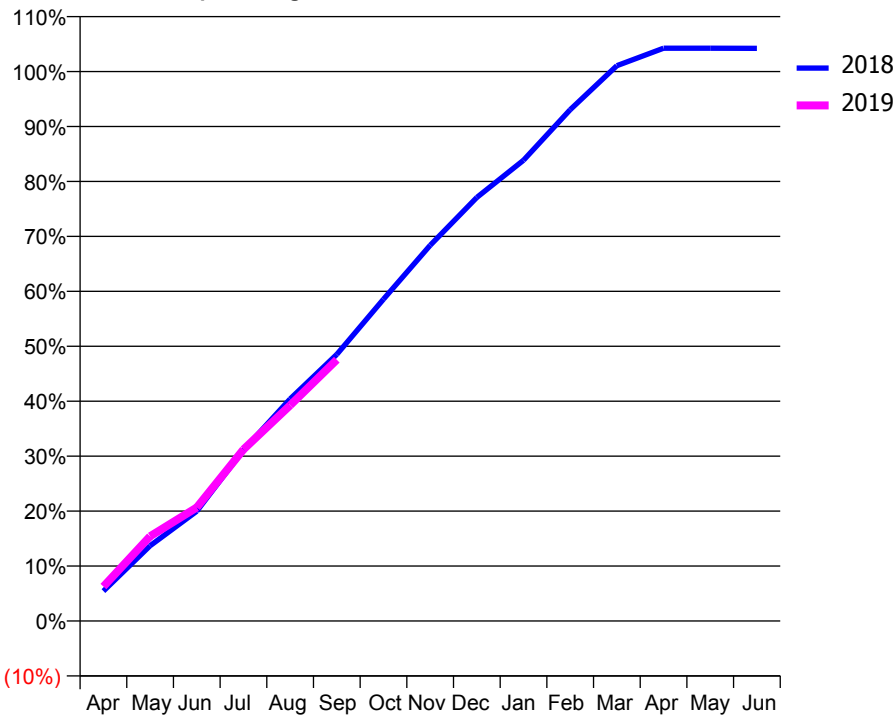
ACCESS*

Patients seen in 24 months	Total	Change since previous quarter
Quarter ending September 2017	14,924	
Quarter ending December 2017	14,832	→
Quarter ending March 2018	14,631	↓
Quarter ending June 2018	14,351	↓
Quarter ending September 2018	14,237	→
Variance since September 2017	(4.6%)	↓



ACTIVITY

Cumulative percentage of contracted UDA delivered 2018 & 2019



Month	Adjusted Scheduled Activity (UDA)	
	2018	2019
April	2,180	2,511
May	5,491	6,177
June	8,004	8,275
July	12,468	12,502
August	16,192	15,723
September	19,437	19,049
October	23,457	
November	27,386	
December	30,874	
January	33,590	
February	37,272	
March	40,477	
April	41,752	
May	41,755	
June	41,743	

QUALITY

	Quantity	Base Number	Contract	AT	Region	England
% of FP17s for the same patient ID Re-attending within 3 months - Children	253	2,895	8.7%	11.4%	12.2%	11.6%
% of FP17s for the same patient ID Re-attending within 3 months - Adults	1,081	6,670	16.2%	14.7%	15.8%	15.5%
% of FP17s for the same patient ID Re-attending between 3 & 9 months - Children	1,670	2,895	57.7%	54.5%	60.3%	58.8%
% of FP17s for the same patient ID Re-attending between 3 & 9 months - Adults	3,613	6,670	54.2%	50.5%	53.5%	51.1%
% of FP17s for Band 1 Urgent Courses	786	9,002	8.7%	8.8%	9.1%	9.0%
% of FP17s Relating to Free Repair or Replacements	69	9,002	0.8%	1.2%	1.0%	0.8%
% of FP17s Relating to Continuations	143	9,002	1.6%	1.3%	1.0%	0.9%
% of Patients satisfied with the dentistry they have received	8	11	72.7%	93.5%	93.6%	93.3%
% of Patients satisfied with the time they had to wait for an appointment	7	11	63.6%	90.3%	89.8%	88.9%

* This is based on patients treated on this contract for their most recent course of treatment. Figures in italics indicate the base number of FP17s or Patient Questionnaire responses are less than 100. N/A is shown where the base number of responses is less than 10 during the period. % is calculated as Quantity/Base number*100

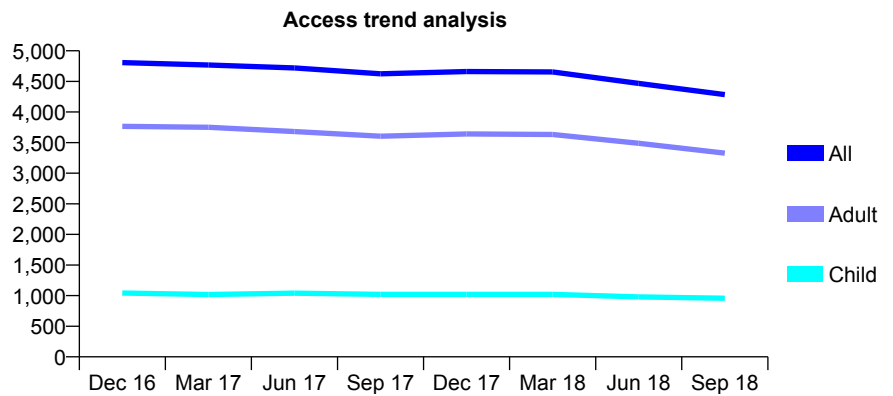
Q45 - Vital Signs At a Glance Contract Report for 101338/0057 - September 2018

Name or company name	Whitecross Dental Care Limited
Contract type name	GDS Contract
Purpose of contract	General
Contract start date	01/01/2008
Contract end date	

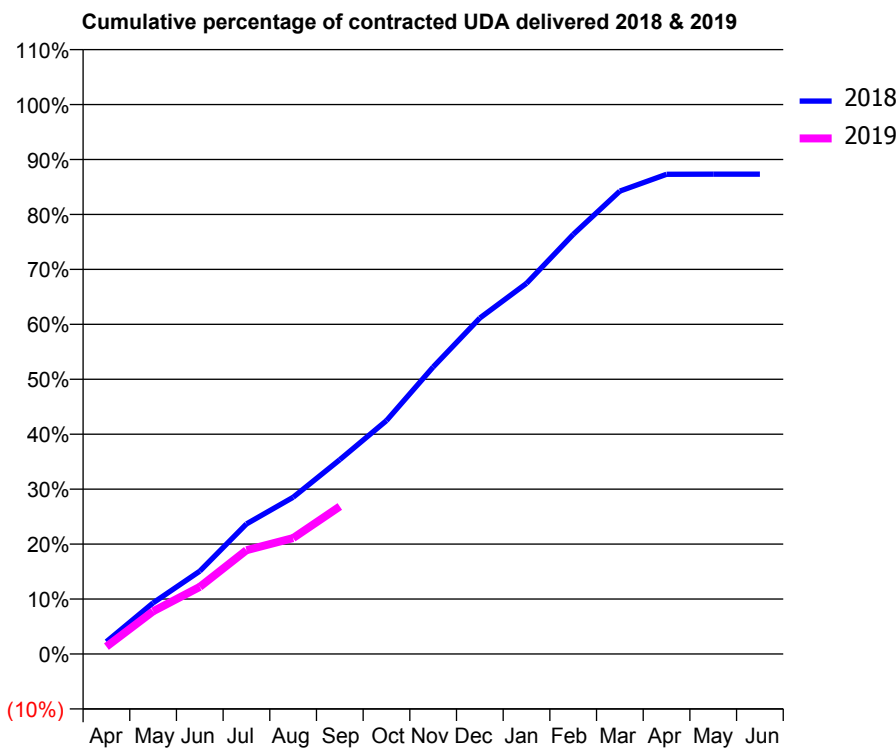
18/19 Contracted general activity (UDA)	17,500
Carry forward general activity (UDA)	0
18/19 Contracted orthodontic activity (UOA)	0
Carry forward orthodontic activity (UOA)	0
Baseline contract value	£562,027.61

ACCESS*

Patients seen in 24 months	Total	Change since previous quarter
Quarter ending September 2017	4,624	
Quarter ending December 2017	4,661	→
Quarter ending March 2018	4,654	→
Quarter ending June 2018	4,468	↓
Quarter ending September 2018	4,285	↓
Variance since September 2017	(7.3%)	↓



ACTIVITY



Month	Adjusted Scheduled Activity (UDA)	
	2018	2019
April	392	236
May	1,628	1,360
June	2,639	2,137
July	4,141	3,306
August	4,994	3,693
September	6,188	4,697
October	7,436	
November	9,139	
December	10,701	
January	11,804	
February	13,360	
March	14,740	
April	15,279	
May	15,282	
June	15,282	

QUALITY

	Quantity	Base Number	Contract	AT	Region	England
% of FP17s for the same patient ID Re-attending within 3 months - Children	25	557	4.5%	11.4%	12.2%	11.6%
% of FP17s for the same patient ID Re-attending within 3 months - Adults	252	1,825	13.8%	14.7%	15.8%	15.5%
% of FP17s for the same patient ID Re-attending between 3 & 9 months - Children	311	557	55.8%	54.5%	60.3%	58.8%
% of FP17s for the same patient ID Re-attending between 3 & 9 months - Adults	1,043	1,825	57.2%	50.5%	53.5%	51.1%
% of FP17s for Band 1 Urgent Courses	186	2,176	8.5%	8.8%	9.1%	9.0%
% of FP17s Relating to Free Repair or Replacements	52	2,176	2.4%	1.2%	1.0%	0.8%
% of FP17s Relating to Continuations	40	2,176	1.8%	1.3%	1.0%	0.9%
% of Patients satisfied with the dentistry they have received	3	3	N/A	93.5%	93.6%	93.3%
% of Patients satisfied with the time they had to wait for an appointment	2	3	N/A	90.3%	89.8%	88.9%

* This is based on patients treated on this contract for their most recent course of treatment. Figures in italics indicate the base number of FP17s or Patient Questionnaire responses are less than 100. N/A is shown where the base number of responses is less than 10 during the period. % is calculated as Quantity/Base number*100

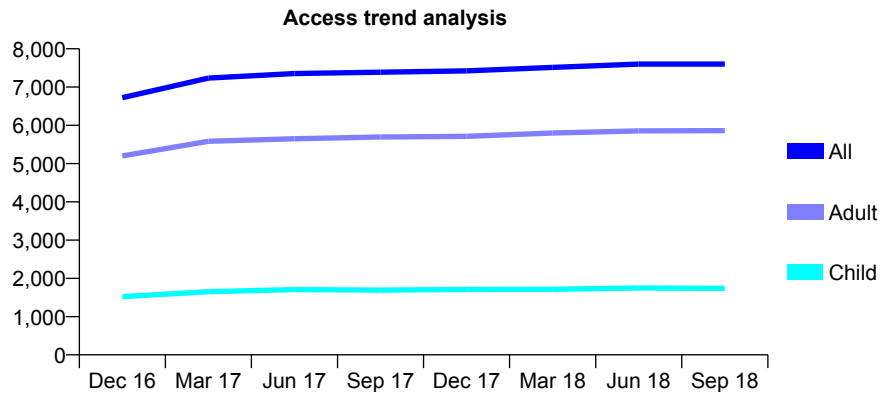
Q45 - Vital Signs At a Glance Contract Report for 101338/0058 - September 2018

Name or company name	Whitecross Dental Care Limited
Contract type name	GDS Contract
Purpose of contract	General
Contract start date	01/01/2008
Contract end date	

18/19 Contracted general activity (UDA)	18,724
Carry forward general activity (UDA)	-2
18/19 Contracted orthodontic activity (UOA)	0
Carry forward orthodontic activity (UOA)	0
Baseline contract value	£495,563.16

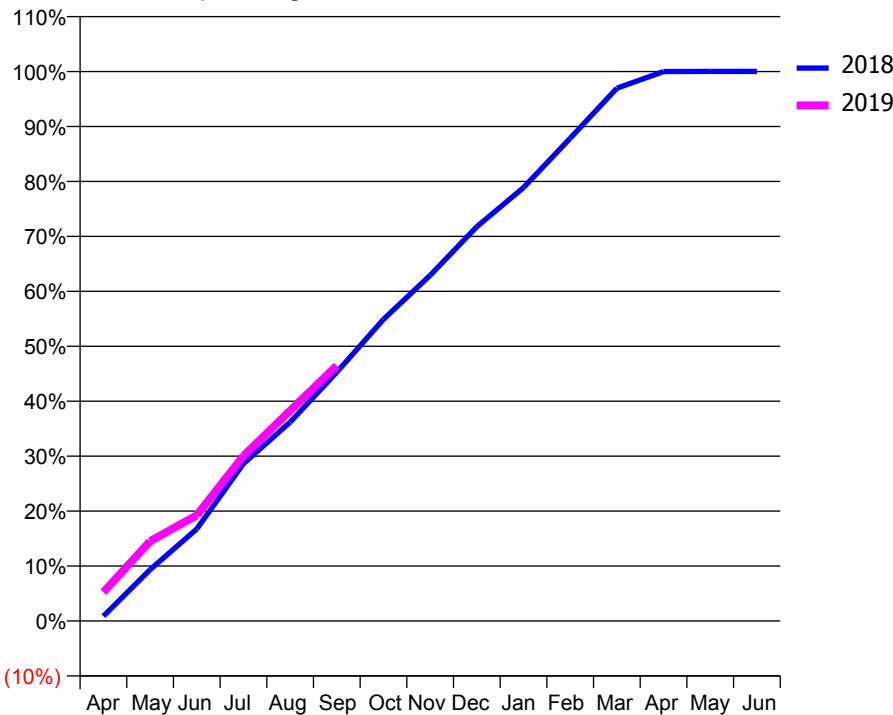
ACCESS*

Patients seen in 24 months	Total	Change since previous quarter
Quarter ending September 2017	7,387	
Quarter ending December 2017	7,422	→
Quarter ending March 2018	7,512	→
Quarter ending June 2018	7,601	→
Quarter ending September 2018	7,600	→
Variance since September 2017	2.9%	↑



ACTIVITY

Cumulative percentage of contracted UDA delivered 2018 & 2019



Month	Adjusted Scheduled Activity (UDA)	
	2018	2019
April	167	983
May	1,750	2,722
June	3,136	3,607
July	5,363	5,629
August	6,779	7,166
September	8,482	8,704
October	10,282	
November	11,777	
December	13,437	
January	14,767	
February	16,449	
March	18,155	
April	18,725	
May	18,726	
June	18,726	

QUALITY

	Quantity	Base Number	Contract	AT	Region	England
% of FP17s for the same patient ID Re-attending within 3 months - Children	40	1,230	3.3%	11.4%	12.2%	11.6%
% of FP17s for the same patient ID Re-attending within 3 months - Adults	363	3,430	10.6%	14.7%	15.8%	15.5%
% of FP17s for the same patient ID Re-attending between 3 & 9 months - Children	667	1,230	54.2%	54.5%	60.3%	58.8%
% of FP17s for the same patient ID Re-attending between 3 & 9 months - Adults	1,366	3,430	39.8%	50.5%	53.5%	51.1%
% of FP17s for Band 1 Urgent Courses	331	4,383	7.6%	8.8%	9.1%	9.0%
% of FP17s Relating to Free Repair or Replacements	29	4,383	0.7%	1.2%	1.0%	0.8%
% of FP17s Relating to Continuations	51	4,383	1.2%	1.3%	1.0%	0.9%
% of Patients satisfied with the dentistry they have received	4	4	N/A	93.5%	93.6%	93.3%
% of Patients satisfied with the time they had to wait for an appointment	4	4	N/A	90.3%	89.8%	88.9%

* This is based on patients treated on this contract for their most recent course of treatment. Figures in italics indicate the base number of FP17s or Patient Questionnaire responses are less than 100. N/A is shown where the base number of responses is less than 10 during the period. % is calculated as Quantity/Base number*100

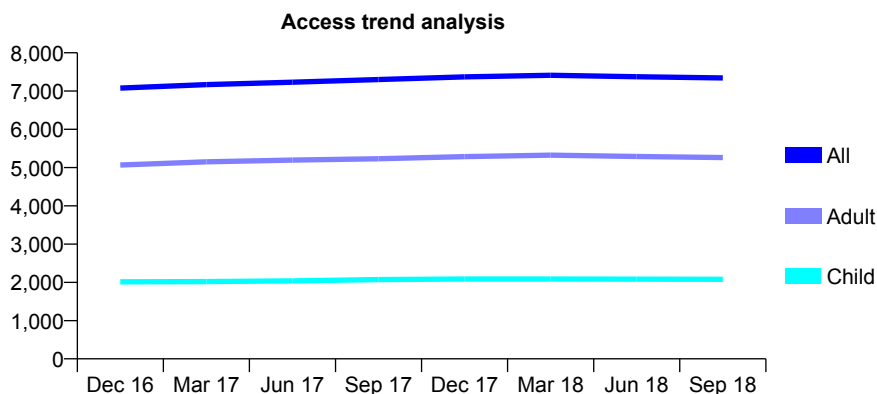
Q45 - Vital Signs At a Glance Contract Report for 101338/0082 - September 2018

Name or company name	Whitecross Dental Care Limited
Contract type name	GDS Contract
Purpose of contract	General and Orthodontic
Contract start date	01/04/2009
Contract end date	

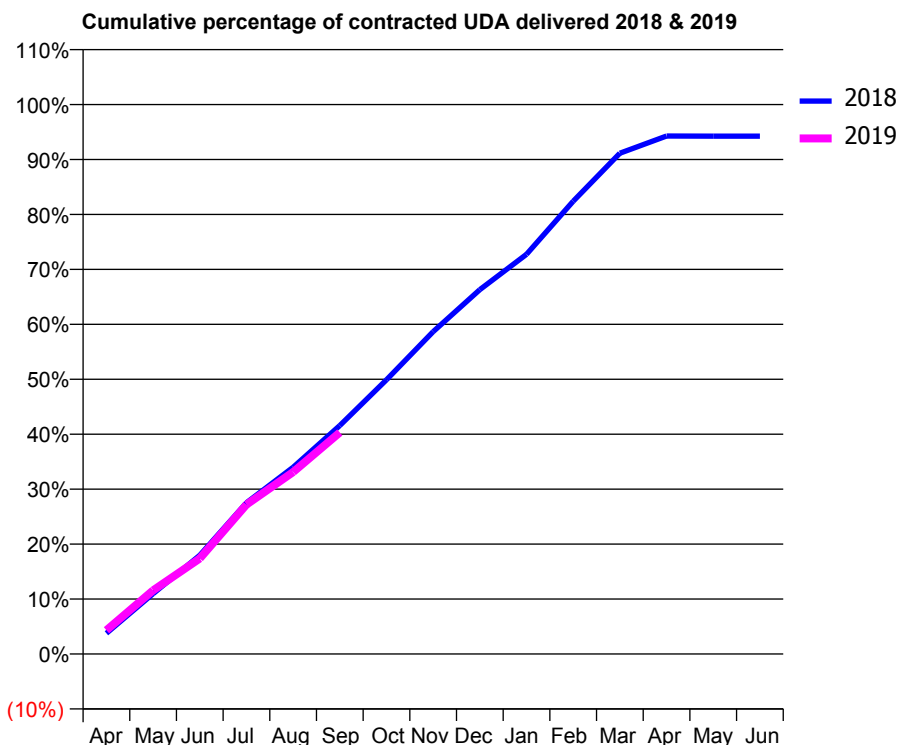
18/19 Contracted general activity (UDA)	18,500
Carry forward general activity (UDA)	0
18/19 Contracted orthodontic activity (UOA)	1,249
Carry forward orthodontic activity (UOA)	0
Baseline contract value	£602,183.50

ACCESS*

Patients seen in 24 months	Total	Change since previous quarter
Quarter ending September 2017	7,302	
Quarter ending December 2017	7,372	→
Quarter ending March 2018	7,412	→
Quarter ending June 2018	7,373	→
Quarter ending September 2018	7,342	→
Variance since September 2017	0.5%	→



ACTIVITY



Month	Adjusted Scheduled Activity (UDA)	
	2018	2019
April	700	800
May	2,030	2,142
June	3,324	3,216
July	5,091	5,032
August	6,289	6,125
September	7,693	7,461
October	9,231	
November	10,851	
December	12,268	
January	13,456	
February	15,242	
March	16,861	
April	17,440	
May	17,433	
June	17,433	

QUALITY

	Quantity	Base Number	Contract	AT	Region	England
% of FP17s for the same patient ID Re-attending within 3 months - Children	118	1,241	9.5%	11.4%	12.2%	11.6%
% of FP17s for the same patient ID Re-attending within 3 months - Adults	296	2,692	11.0%	14.7%	15.8%	15.5%
% of FP17s for the same patient ID Re-attending between 3 & 9 months - Children	545	1,241	43.9%	54.5%	60.3%	58.8%
% of FP17s for the same patient ID Re-attending between 3 & 9 months - Adults	1,103	2,692	41.0%	50.5%	53.5%	51.1%
% of FP17s for Band 1 Urgent Courses	321	3,609	8.9%	8.8%	9.1%	9.0%
% of FP17s Relating to Free Repair or Replacements	41	3,609	1.1%	1.2%	1.0%	0.8%
% of FP17s Relating to Continuations	54	3,609	1.5%	1.3%	1.0%	0.9%
% of Patients satisfied with the dentistry they have received	4	4	N/A	93.5%	93.6%	93.3%
% of Patients satisfied with the time they had to wait for an appointment	4	4	N/A	90.3%	89.8%	88.9%

* This is based on patients treated on this contract for their most recent course of treatment. Figures in italics indicate the base number of FP17s or Patient Questionnaire responses are less than 100. N/A is shown where the base number of responses is less than 10 during the period. % is calculated as Quantity/Base number*100

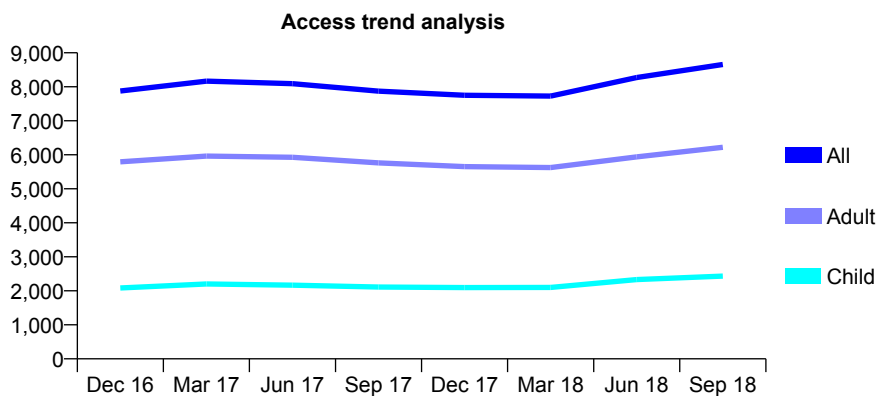
Q45 - Vital Signs At a Glance Contract Report for 101338/0083 - September 2018

Name or company name	Whitecross Dental Care Limited
Contract type name	GDS Contract
Purpose of contract	General and Orthodontic
Contract start date	01/04/2009
Contract end date	

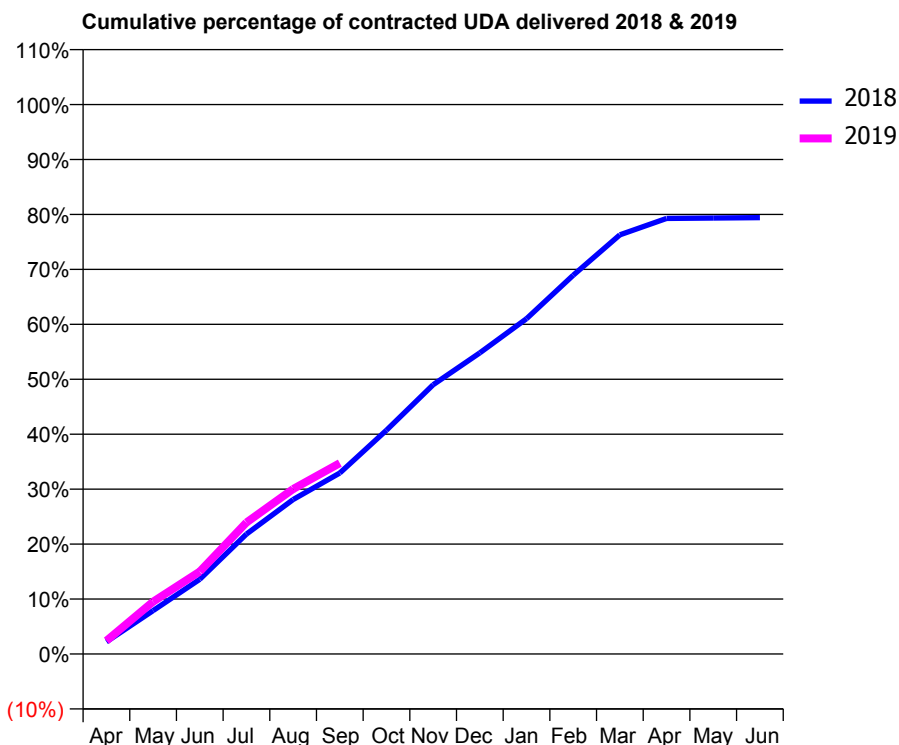
18/19 Contracted general activity (UDA)	32,273
Carry forward general activity (UDA)	0
18/19 Contracted orthodontic activity (UOA)	500
Carry forward orthodontic activity (UOA)	0
Baseline contract value	£919,702.78

ACCESS*

Patients seen in 24 months	Total	Change since previous quarter
Quarter ending September 2017	7,871	
Quarter ending December 2017	7,751	↓
Quarter ending March 2018	7,726	→
Quarter ending June 2018	8,271	↑
Quarter ending September 2018	8,655	↑
Variance since September 2017	10.0%	↑



ACTIVITY



Adjusted Scheduled Activity (UDA)		
Month	2018	2019
April	573	781
May	2,049	3,072
June	3,523	4,847
July	5,653	7,723
August	7,280	9,694
September	8,535	11,212
October	10,554	
November	12,699	
December	14,200	
January	15,808	
February	17,860	
March	19,759	
April	20,536	
May	20,554	
June	20,571	

QUALITY

	Quantity	Base Number	Contract	AT	Region	England
% of FP17s for the same patient ID Re-attending within 3 months - Children	134	1,854	7.2%	11.4%	12.2%	11.6%
% of FP17s for the same patient ID Re-attending within 3 months - Adults	525	4,353	12.1%	14.7%	15.8%	15.5%
% of FP17s for the same patient ID Re-attending between 3 & 9 months - Children	842	1,854	45.4%	54.5%	60.3%	58.8%
% of FP17s for the same patient ID Re-attending between 3 & 9 months - Adults	2,072	4,353	47.6%	50.5%	53.5%	51.1%
% of FP17s for Band 1 Urgent Courses	559	5,794	9.6%	8.8%	9.1%	9.0%
% of FP17s Relating to Free Repair or Replacements	46	5,794	0.8%	1.2%	1.0%	0.8%
% of FP17s Relating to Continuations	55	5,794	0.9%	1.3%	1.0%	0.9%
% of Patients satisfied with the dentistry they have received	5	5	N/A	93.5%	93.6%	93.3%
% of Patients satisfied with the time they had to wait for an appointment	5	5	N/A	90.3%	89.8%	88.9%

* This is based on patients treated on this contract for their most recent course of treatment. Figures in italics indicate the base number of FP17s or Patient Questionnaire responses are less than 100. N/A is shown where the base number of responses is less than 10 during the period. % is calculated as Quantity/Base number*100

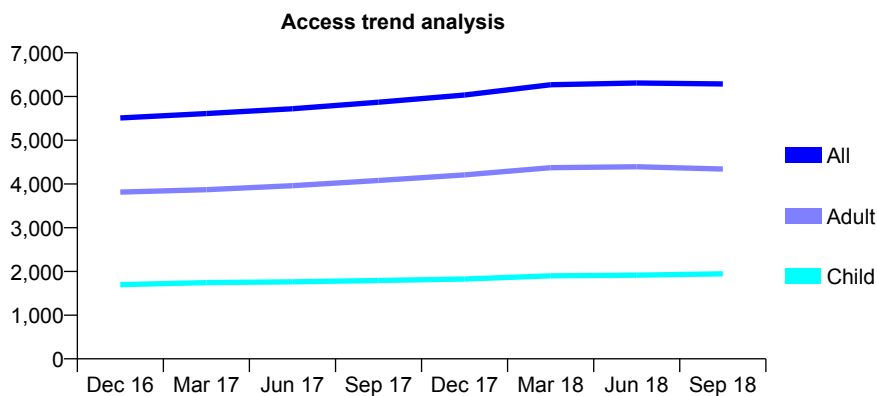
Q45 - Vital Signs At a Glance Contract Report for 101338/0085 - September 2018

Name or company name	Whitecross Dental Care Limited
Contract type name	GDS Contract
Purpose of contract	General
Contract start date	01/04/2009
Contract end date	

18/19 Contracted general activity (UDA)	19,500
Carry forward general activity (UDA)	0
18/19 Contracted orthodontic activity (UOA)	0
Carry forward orthodontic activity (UOA)	0
Baseline contract value	£552,408.19

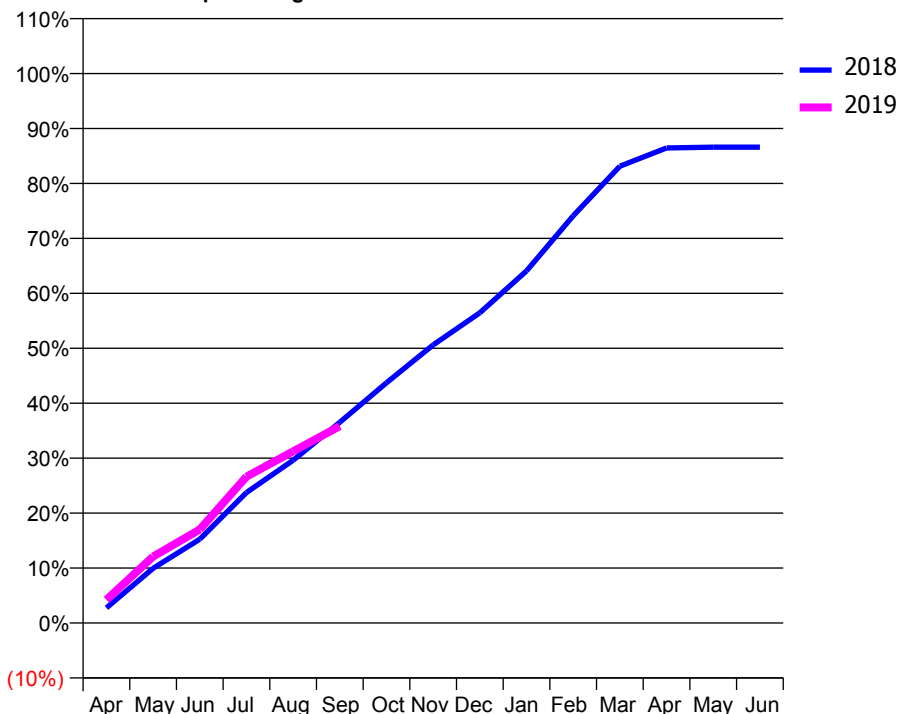
ACCESS*

Patients seen in 24 months	Total	Change since previous quarter
Quarter ending September 2017	5,869	
Quarter ending December 2017	6,034	↑
Quarter ending March 2018	6,270	↑
Quarter ending June 2018	6,309	→
Quarter ending September 2018	6,287	→
Variance since September 2017	7.1%	↑



ACTIVITY

Cumulative percentage of contracted UDA delivered 2018 & 2019



Month	Adjusted Scheduled Activity (UDA)	
	2018	2019
April	539	828
May	1,940	2,360
June	2,974	3,319
July	4,631	5,195
August	5,778	6,091
September	7,126	6,988
October	8,527	
November	9,867	
December	11,009	
January	12,495	
February	14,447	
March	16,212	
April	16,860	
May	16,885	
June	16,885	

QUALITY

	Quantity	Base Number	Contract	AT	Region	England
% of FP17s for the same patient ID Re-attending within 3 months - Children	56	1,078	5.2%	11.4%	12.2%	11.6%
% of FP17s for the same patient ID Re-attending within 3 months - Adults	196	2,201	8.9%	14.7%	15.8%	15.5%
% of FP17s for the same patient ID Re-attending between 3 & 9 months - Children	526	1,078	48.8%	54.5%	60.3%	58.8%
% of FP17s for the same patient ID Re-attending between 3 & 9 months - Adults	1,036	2,201	47.1%	50.5%	53.5%	51.1%
% of FP17s for Band 1 Urgent Courses	147	3,044	4.8%	8.8%	9.1%	9.0%
% of FP17s Relating to Free Repair or Replacements	13	3,044	0.4%	1.2%	1.0%	0.8%
% of FP17s Relating to Continuations	24	3,044	0.8%	1.3%	1.0%	0.9%
% of Patients satisfied with the dentistry they have received	2	2	N/A	93.5%	93.6%	93.3%
% of Patients satisfied with the time they had to wait for an appointment	2	2	N/A	90.3%	89.8%	88.9%

* This is based on patients treated on this contract for their most recent course of treatment. Figures in italics indicate the base number of FP17s or Patient Questionnaire responses are less than 100. N/A is shown where the base number of responses is less than 10 during the period. % is calculated as Quantity/Base number*100

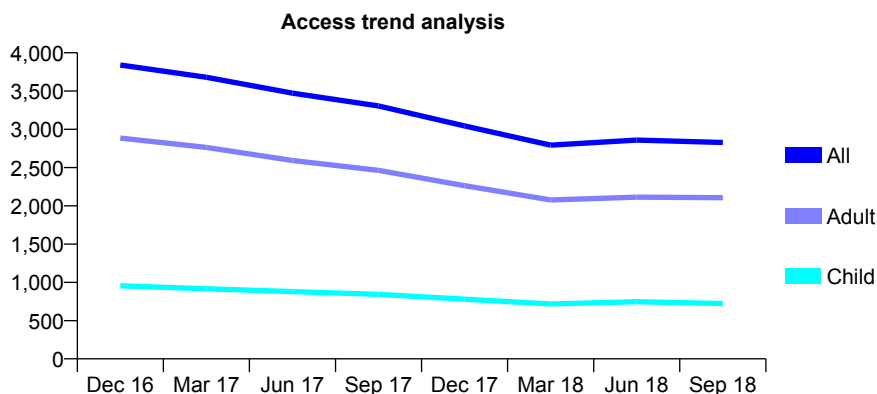
Q45 - Vital Signs At a Glance Contract Report for 101435/0059 - September 2018

Name or company name	Pelton Lane End Dental Practice Partnersh
Contract type name	GDS Contract
Purpose of contract	General
Contract start date	01/04/2007
Contract end date	

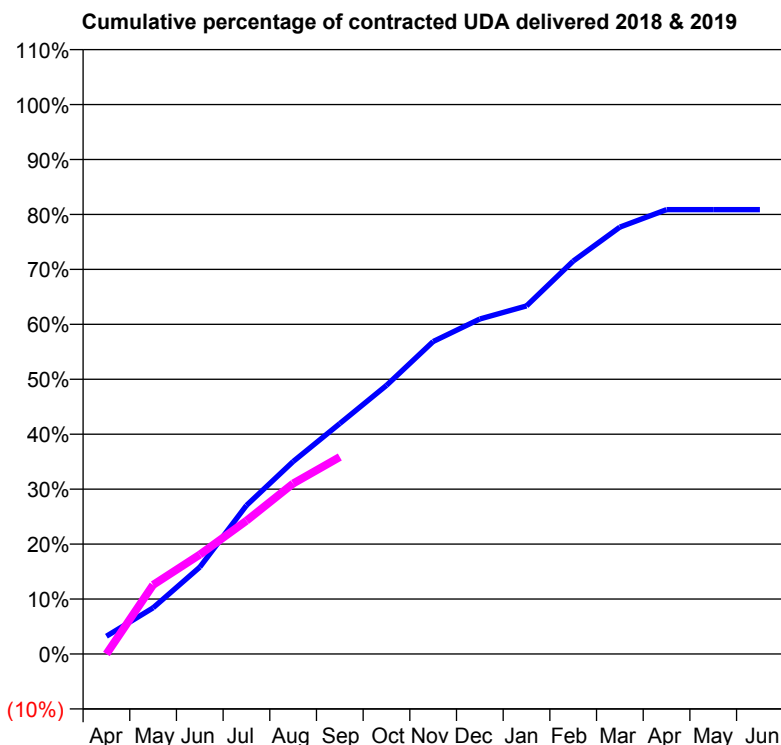
18/19 Contracted general activity (UDA)	14,807
Carry forward general activity (UDA)	0
18/19 Contracted orthodontic activity (UOA)	0
Carry forward orthodontic activity (UOA)	0
Baseline contract value	£316,778.87

ACCESS*

Patients seen in 24 months	Total	Change since previous quarter
Quarter ending September 2017	3,306	
Quarter ending December 2017	3,044	↓
Quarter ending March 2018	2,793	↓
Quarter ending June 2018	2,859	↑
Quarter ending September 2018	2,828	↓
Variance since September 2017	(14.5%)	↓



ACTIVITY



Adjusted Scheduled Activity (UDA)		
Month	2018	2019
April	220	0
May	573	1,862
June	1,077	2,679
July	1,842	3,591
August	2,385	4,593
September	2,856	5,307
October	3,327	
November	3,871	
December	4,150	
January	4,312	
February	4,866	
March	5,288	
April	5,504	
May	5,504	
June	5,504	

QUALITY

	Quantity	Base Number	Contract	AT	Region	England
% of FP17s for the same patient ID Re-attending within 3 months - Children	31	602	5.1%	11.4%	12.2%	11.6%
% of FP17s for the same patient ID Re-attending within 3 months - Adults	153	1,659	9.2%	14.7%	15.8%	15.5%
% of FP17s for the same patient ID Re-attending between 3 & 9 months - Children	234	602	38.9%	54.5%	60.3%	58.8%
% of FP17s for the same patient ID Re-attending between 3 & 9 months - Adults	706	1,659	42.6%	50.5%	53.5%	51.1%
% of FP17s for Band 1 Urgent Courses	156	2,191	7.1%	8.8%	9.1%	9.0%
% of FP17s Relating to Free Repair or Replacements	13	2,191	0.6%	1.2%	1.0%	0.8%
% of FP17s Relating to Continuations	10	2,191	0.5%	1.3%	1.0%	0.9%
% of Patients satisfied with the dentistry they have received	1	1	N/A	93.5%	93.6%	93.3%
% of Patients satisfied with the time they had to wait for an appointment	1	1	N/A	90.3%	89.8%	88.9%

* This is based on patients treated on this contract for their most recent course of treatment. Figures in italics indicate the base number of FP17s or Patient Questionnaire responses are less than 100. N/A is shown where the base number of responses is less than 10 during the period. % is calculated as Quantity/Base number*100

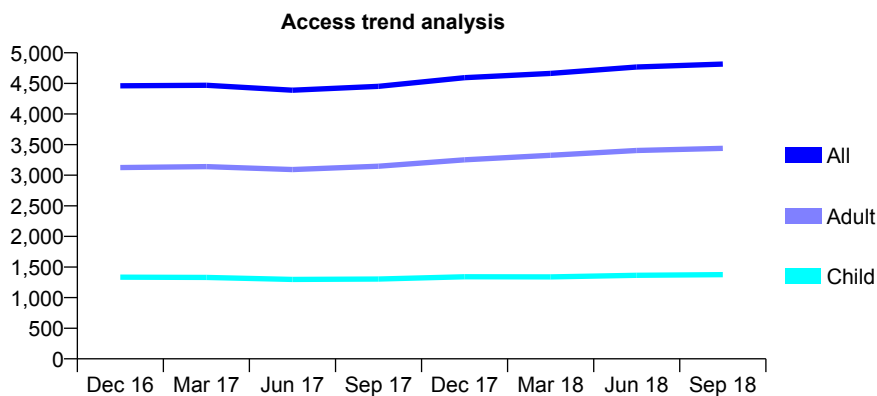
Q45 - Vital Signs At a Glance Contract Report for 101435/0060 - September 2018

Name or company name	IDH Limited
Contract type name	GDS Contract
Purpose of contract	General
Contract start date	11/06/2007
Contract end date	

18/19 Contracted general activity (UDA)	15,717
Carry forward general activity (UDA)	0
18/19 Contracted orthodontic activity (UOA)	0
Carry forward orthodontic activity (UOA)	0
Baseline contract value	£347,345.33

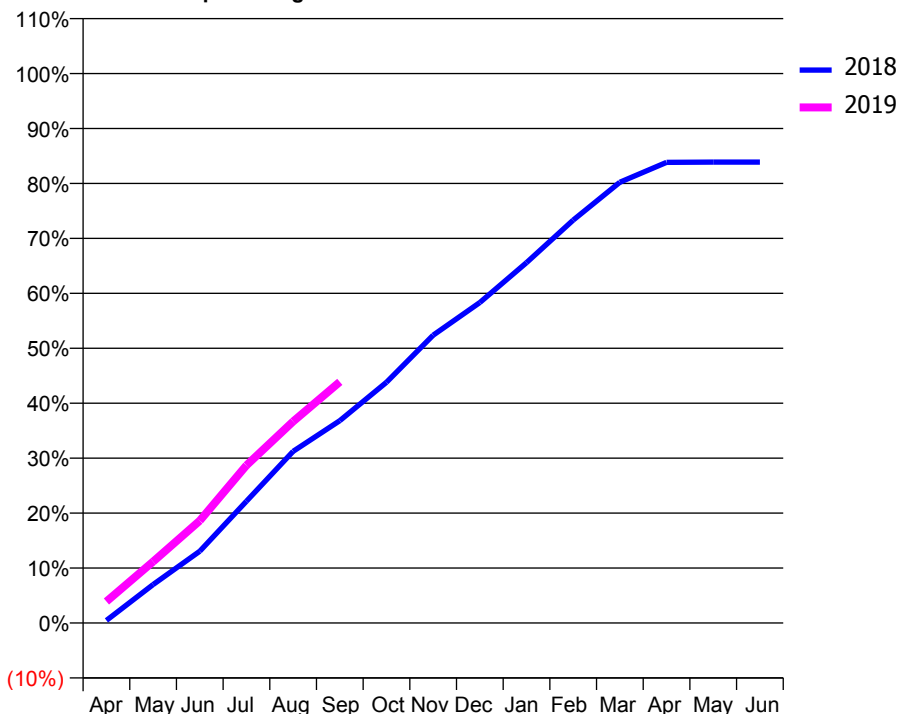
ACCESS*

Patients seen in 24 months	Total	Change since previous quarter
Quarter ending September 2017	4,452	
Quarter ending December 2017	4,593	↑
Quarter ending March 2018	4,664	→
Quarter ending June 2018	4,769	↑
Quarter ending September 2018	4,816	→
Variance since September 2017	8.2%	↑



ACTIVITY

Cumulative percentage of contracted UDA delivered 2018 & 2019



Adjusted Scheduled Activity (UDA)

Month	2018	2019
April	73	617
May	1,102	1,755
June	2,052	2,927
July	3,484	4,511
August	4,911	5,764
September	5,788	6,898
October	6,886	
November	8,234	
December	9,167	
January	10,306	
February	11,525	
March	12,607	
April	13,175	
May	13,184	
June	13,184	

QUALITY

	Quantity	Base Number	Contract	AT	Region	England
% of FP17s for the same patient ID Re-attending within 3 months - Children	46	908	5.1%	11.4%	12.2%	11.6%
% of FP17s for the same patient ID Re-attending within 3 months - Adults	228	2,072	11.0%	14.7%	15.8%	15.5%
% of FP17s for the same patient ID Re-attending between 3 & 9 months - Children	472	908	52.0%	54.5%	60.3%	58.8%
% of FP17s for the same patient ID Re-attending between 3 & 9 months - Adults	980	2,072	47.3%	50.5%	53.5%	51.1%
% of FP17s for Band 1 Urgent Courses	167	2,779	6.0%	8.8%	9.1%	9.0%
% of FP17s Relating to Free Repair or Replacements	25	2,779	0.9%	1.2%	1.0%	0.8%
% of FP17s Relating to Continuations	24	2,779	0.9%	1.3%	1.0%	0.9%
% of Patients satisfied with the dentistry they have received	4	4	N/A	93.5%	93.6%	93.3%
% of Patients satisfied with the time they had to wait for an appointment	4	4	N/A	90.3%	89.8%	88.9%

* This is based on patients treated on this contract for their most recent course of treatment. Figures in italics indicate the base number of FP17s or Patient Questionnaire responses are less than 100. N/A is shown where the base number of responses is less than 10 during the period. % is calculated as Quantity/Base number*100

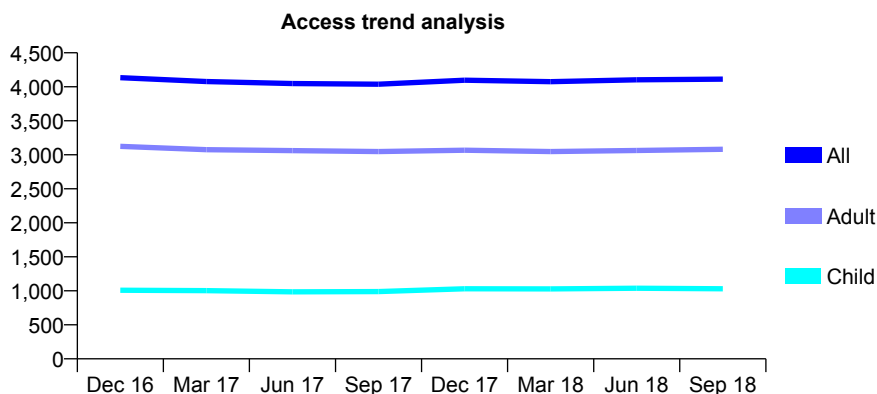
Q45 - Vital Signs At a Glance Contract Report for 101435/0078 - September 2018

Name or company name	IDH Limited
Contract type name	GDS Contract
Purpose of contract	General
Contract start date	01/01/2008
Contract end date	

18/19 Contracted general activity (UDA)	12,900
Carry forward general activity (UDA)	0
18/19 Contracted orthodontic activity (UOA)	0
Carry forward orthodontic activity (UOA)	0
Baseline contract value	£347,563.22

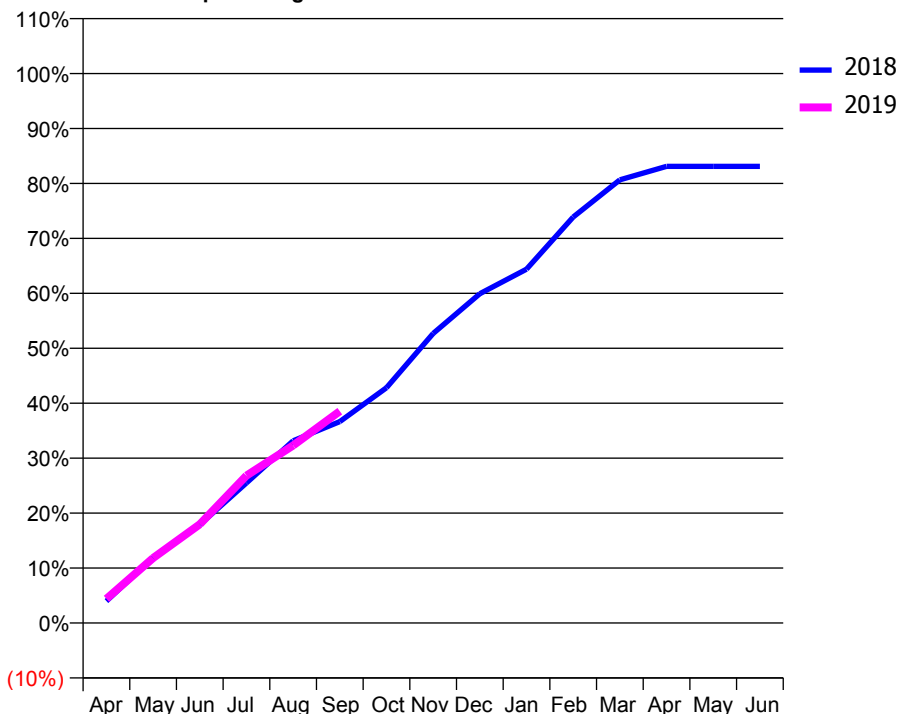
ACCESS*

Patients seen in 24 months	Total	Change since previous quarter
Quarter ending September 2017	4,039	
Quarter ending December 2017	4,098	→
Quarter ending March 2018	4,076	→
Quarter ending June 2018	4,102	→
Quarter ending September 2018	4,112	→
Variance since September 2017	1.8%	→



ACTIVITY

Cumulative percentage of contracted UDA delivered 2018 & 2019



Adjusted Scheduled Activity (UDA)

Month	2018	2019
April	516	570
May	1,536	1,525
June	2,309	2,319
July	3,290	3,460
August	4,277	4,169
September	4,728	4,971
October	5,525	
November	6,796	
December	7,730	
January	8,307	
February	9,531	
March	10,404	
April	10,720	
May	10,721	
June	10,721	

QUALITY

	Quantity	Base Number	Contract	AT	Region	England
% of FP17s for the same patient ID Re-attending within 3 months - Children	49	725	6.8%	11.4%	12.2%	11.6%
% of FP17s for the same patient ID Re-attending within 3 months - Adults	207	1,983	10.4%	14.7%	15.8%	15.5%
% of FP17s for the same patient ID Re-attending between 3 & 9 months - Children	436	725	60.1%	54.5%	60.3%	58.8%
% of FP17s for the same patient ID Re-attending between 3 & 9 months - Adults	1,121	1,983	56.5%	50.5%	53.5%	51.1%
% of FP17s for Band 1 Urgent Courses	132	2,536	5.2%	8.8%	9.1%	9.0%
% of FP17s Relating to Free Repair or Replacements	2	2,536	0.1%	1.2%	1.0%	0.8%
% of FP17s Relating to Continuations	38	2,536	1.5%	1.3%	1.0%	0.9%
% of Patients satisfied with the dentistry they have received	2	2	N/A	93.5%	93.6%	93.3%
% of Patients satisfied with the time they had to wait for an appointment	2	2	N/A	90.3%	89.8%	88.9%

* This is based on patients treated on this contract for their most recent course of treatment. Figures in italics indicate the base number of FP17s or Patient Questionnaire responses are less than 100. N/A is shown where the base number of responses is less than 10 during the period. % is calculated as Quantity/Base number*100

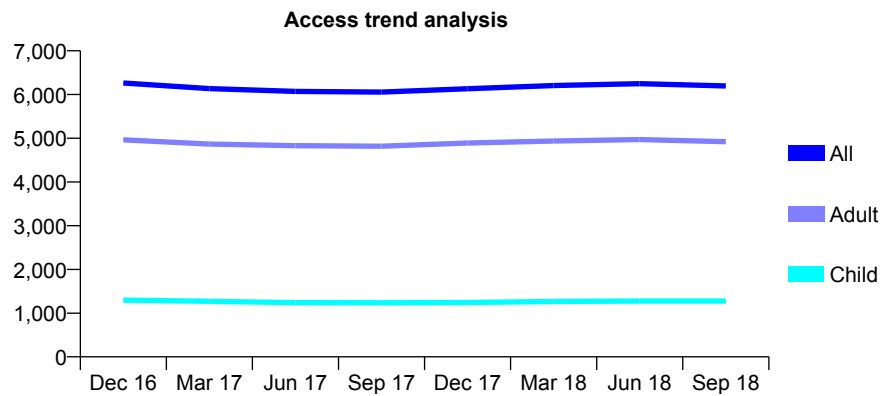
Q45 - Vital Signs At a Glance Contract Report for 101435/0115 - September 2018

Name or company name	IDH Limited
Contract type name	GDS Contract
Purpose of contract	General
Contract start date	01/09/2008
Contract end date	

18/19 Contracted general activity (UDA)	18,500
Carry forward general activity (UDA)	0
18/19 Contracted orthodontic activity (UOA)	0
Carry forward orthodontic activity (UOA)	0
Baseline contract value	£467,621.37

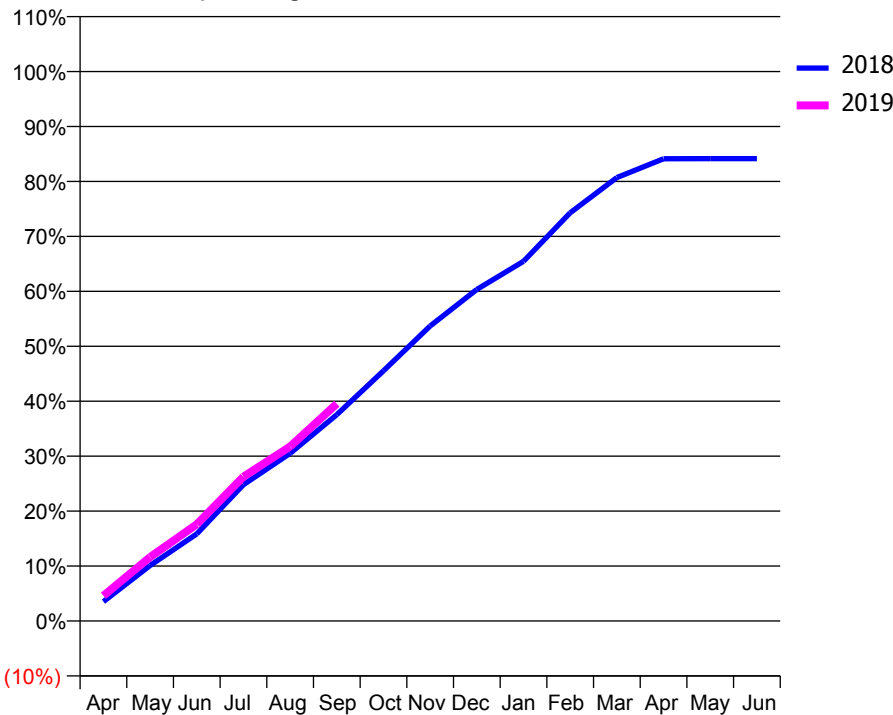
ACCESS*

Patients seen in 24 months	Total	Change since previous quarter
Quarter ending September 2017	6,055	
Quarter ending December 2017	6,133	→
Quarter ending March 2018	6,205	→
Quarter ending June 2018	6,247	→
Quarter ending September 2018	6,195	→
Variance since September 2017	2.3%	↑



ACTIVITY

Cumulative percentage of contracted UDA delivered 2018 & 2019



Adjusted Scheduled Activity (UDA)		
Month	2018	2019
April	655	851
May	1,871	2,152
June	2,932	3,256
July	4,592	4,861
August	5,645	5,873
September	6,949	7,316
October	8,425	
November	9,933	
December	11,163	
January	12,108	
February	13,745	
March	14,931	
April	15,561	
May	15,568	
June	15,569	

QUALITY

	Quantity	Base Number	Contract	AT	Region	England
% of FP17s for the same patient ID Re-attending within 3 months - Children	44	866	5.1%	11.4%	12.2%	11.6%
% of FP17s for the same patient ID Re-attending within 3 months - Adults	435	3,023	14.4%	14.7%	15.8%	15.5%
% of FP17s for the same patient ID Re-attending between 3 & 9 months - Children	475	866	54.8%	54.5%	60.3%	58.8%
% of FP17s for the same patient ID Re-attending between 3 & 9 months - Adults	1,425	3,023	47.1%	50.5%	53.5%	51.1%
% of FP17s for Band 1 Urgent Courses	445	3,579	12.4%	8.8%	9.1%	9.0%
% of FP17s Relating to Free Repair or Replacements	4	3,579	0.1%	1.2%	1.0%	0.8%
% of FP17s Relating to Continuations	36	3,579	1.0%	1.3%	1.0%	0.9%
% of Patients satisfied with the dentistry they have received	6	7	N/A	93.5%	93.6%	93.3%
% of Patients satisfied with the time they had to wait for an appointment	6	7	N/A	90.3%	89.8%	88.9%

* This is based on patients treated on this contract for their most recent course of treatment. Figures in italics indicate the base number of FP17s or Patient Questionnaire responses are less than 100. N/A is shown where the base number of responses is less than 10 during the period. % is calculated as Quantity/Base number*100

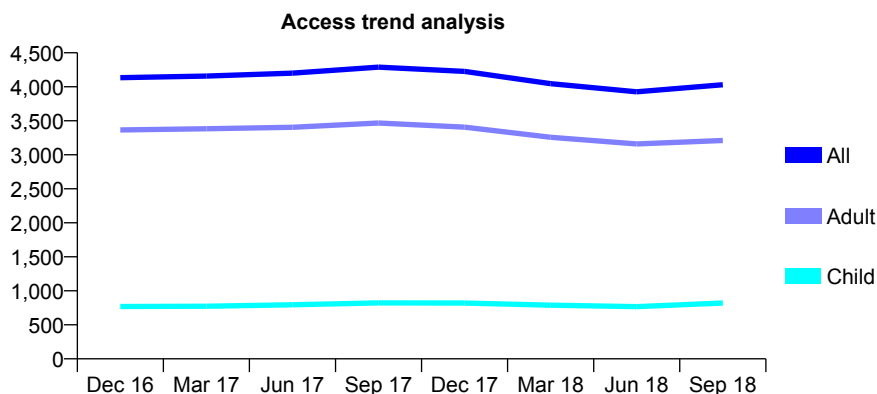
Q45 - Vital Signs At a Glance Contract Report for 103888/0001 - September 2018

Name or company name	The Fairfield Dental Practice Partnership
Contract type name	GDS Contract
Purpose of contract	General and Orthodontic
Contract start date	23/11/2011
Contract end date	

18/19 Contracted general activity (UDA)	12,432
Carry forward general activity (UDA)	0
18/19 Contracted orthodontic activity (UOA)	0
Carry forward orthodontic activity (UOA)	0
Baseline contract value	£323,536.19

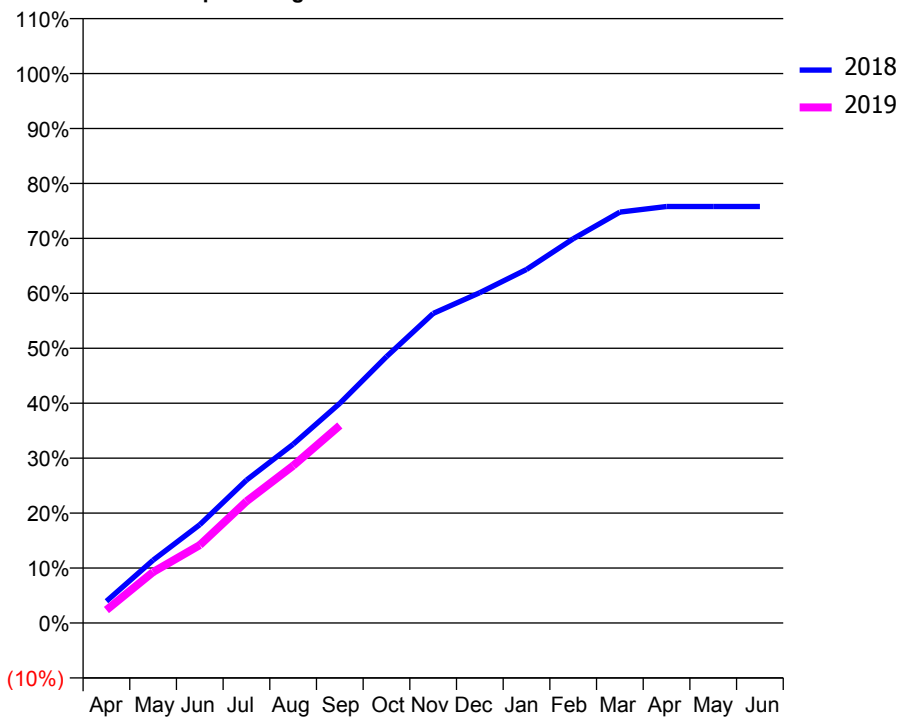
ACCESS*

Patients seen in 24 months	Total	Change since previous quarter
Quarter ending September 2017	4,289	
Quarter ending December 2017	4,227	↓
Quarter ending March 2018	4,047	↓
Quarter ending June 2018	3,927	↓
Quarter ending September 2018	4,031	↑
Variance since September 2017	(6.0%)	↓



ACTIVITY

Cumulative percentage of contracted UDA delivered 2018 & 2019



Adjusted Scheduled Activity (UDA)

Month	2018	2019
April	494	294
May	1,423	1,154
June	2,225	1,764
July	3,233	2,752
August	4,043	3,560
September	4,970	4,468
October	6,027	
November	7,005	
December	7,474	
January	7,998	
February	8,695	
March	9,296	
April	9,423	
May	9,424	
June	9,424	

QUALITY

	Quantity	Base Number	Contract	AT	Region	England
% of FP17s for the same patient ID Re-attending within 3 months - Children	14	524	2.7%	11.4%	12.2%	11.6%
% of FP17s for the same patient ID Re-attending within 3 months - Adults	192	1,858	10.3%	14.7%	15.8%	15.5%
% of FP17s for the same patient ID Re-attending between 3 & 9 months - Children	173	524	33.0%	54.5%	60.3%	58.8%
% of FP17s for the same patient ID Re-attending between 3 & 9 months - Adults	750	1,858	40.4%	50.5%	53.5%	51.1%
% of FP17s for Band 1 Urgent Courses	112	2,309	4.9%	8.8%	9.1%	9.0%
% of FP17s Relating to Free Repair or Replacements	33	2,309	1.4%	1.2%	1.0%	0.8%
% of FP17s Relating to Continuations	32	2,309	1.4%	1.3%	1.0%	0.9%
% of Patients satisfied with the dentistry they have received	3	3	N/A	93.5%	93.6%	93.3%
% of Patients satisfied with the time they had to wait for an appointment	3	3	N/A	90.3%	89.8%	88.9%

* This is based on patients treated on this contract for their most recent course of treatment. Figures in italics indicate the base number of FP17s or Patient Questionnaire responses are less than 100. N/A is shown where the base number of responses is less than 10 during the period. % is calculated as Quantity/Base number*100

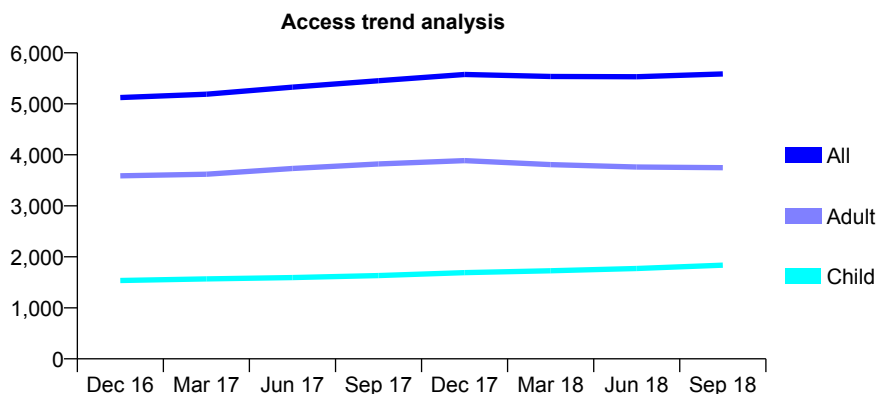
Q45 - Vital Signs At a Glance Contract Report for 114197/0001 - September 2018

Name or company name	Elliott & McCarthy Dental Surgery
Contract type name	GDS Contract
Purpose of contract	General
Contract start date	01/07/2014
Contract end date	

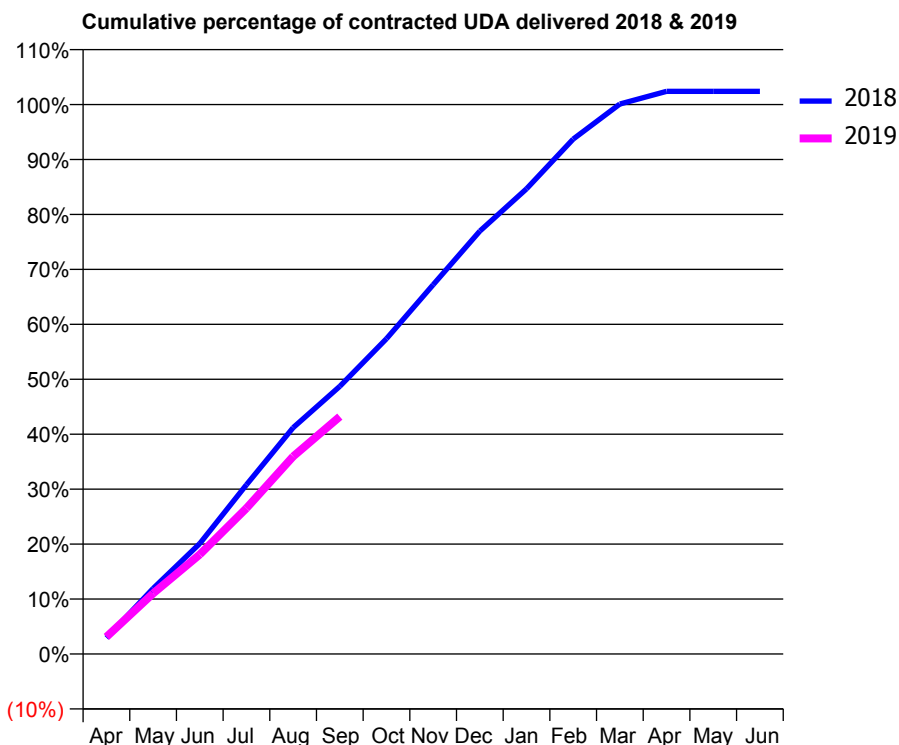
18/19 Contracted general activity (UDA)	17,293
Carry forward general activity (UDA)	0
18/19 Contracted orthodontic activity (UOA)	0
Carry forward orthodontic activity (UOA)	0
Baseline contract value	£626,791.10

ACCESS*

Patients seen in 24 months	Total	Change since previous quarter
Quarter ending September 2017	5,453	
Quarter ending December 2017	5,575	↑
Quarter ending March 2018	5,536	→
Quarter ending June 2018	5,532	→
Quarter ending September 2018	5,585	→
Variance since September 2017	2.4%	↑



ACTIVITY



Month	Adjusted Scheduled Activity (UDA)	
	2018	2019
April	465	537
May	1,882	1,906
June	3,176	3,133
July	4,864	4,590
August	6,505	6,219
September	7,692	7,471
October	9,060	
November	10,614	
December	12,153	
January	13,370	
February	14,798	
March	15,808	
April	16,170	
May	16,170	
June	16,170	

QUALITY

	Quantity	Base Number	Contract	AT	Region	England
% of FP17s for the same patient ID Re-attending within 3 months - Children	122	1,450	8.4%	11.4%	12.2%	11.6%
% of FP17s for the same patient ID Re-attending within 3 months - Adults	452	2,673	16.9%	14.7%	15.8%	15.5%
% of FP17s for the same patient ID Re-attending between 3 & 9 months - Children	779	1,450	53.7%	54.5%	60.3%	58.8%
% of FP17s for the same patient ID Re-attending between 3 & 9 months - Adults	1,435	2,673	53.7%	50.5%	53.5%	51.1%
% of FP17s for Band 1 Urgent Courses	264	3,436	7.7%	8.8%	9.1%	9.0%
% of FP17s Relating to Free Repair or Replacements	18	3,436	0.5%	1.2%	1.0%	0.8%
% of FP17s Relating to Continuations	73	3,436	2.1%	1.3%	1.0%	0.9%
% of Patients satisfied with the dentistry they have received	6	7	N/A	93.5%	93.6%	93.3%
% of Patients satisfied with the time they had to wait for an appointment	6	7	N/A	90.3%	89.8%	88.9%

* This is based on patients treated on this contract for their most recent course of treatment. Figures in italics indicate the base number of FP17s or Patient Questionnaire responses are less than 100. N/A is shown where the base number of responses is less than 10 during the period. % is calculated as Quantity/Base number*100

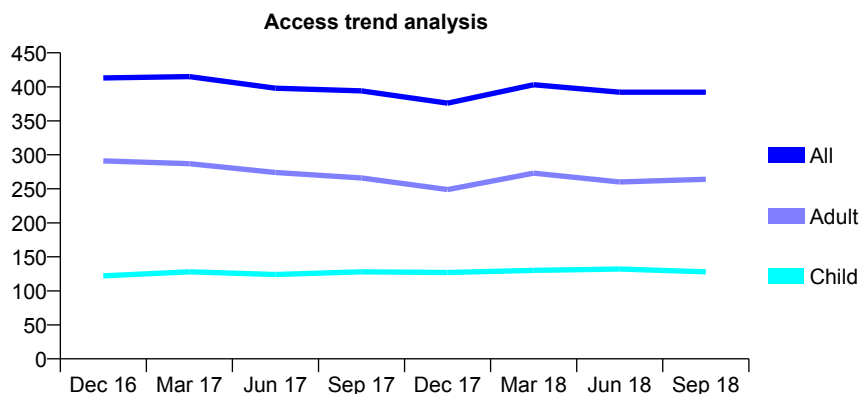
Q45 - Vital Signs At a Glance Contract Report for 114405/0001 - September 2018

Name or company name	Mr D Lamb
Contract type name	GDS Contract
Purpose of contract	General
Contract start date	01/07/2014
Contract end date	

18/19 Contracted general activity (UDA)	1,221
Carry forward general activity (UDA)	-4
18/19 Contracted orthodontic activity (UOA)	0
Carry forward orthodontic activity (UOA)	0
Baseline contract value	£37,203.05

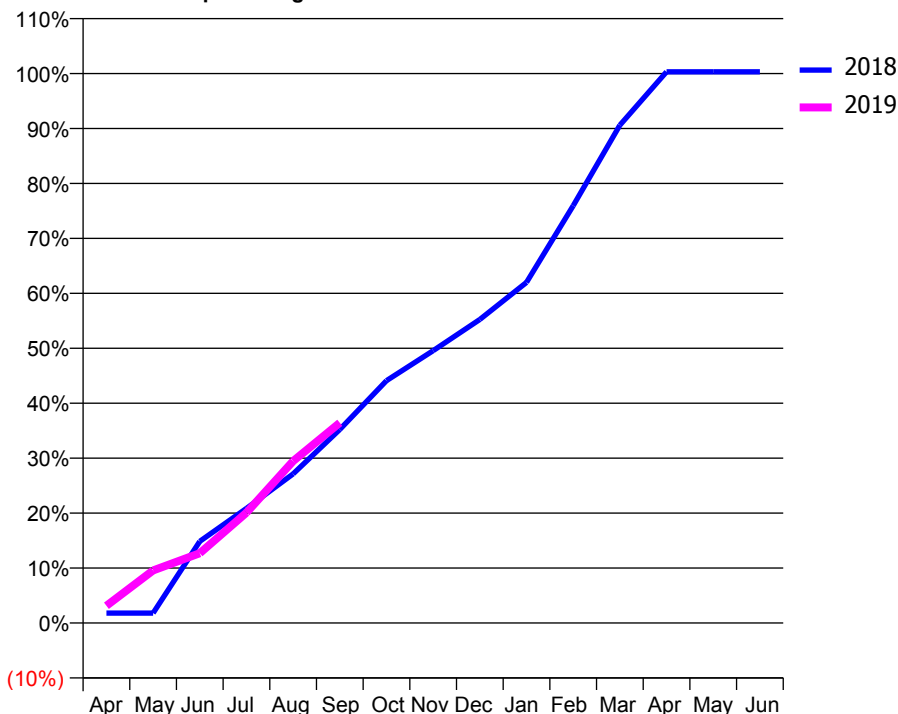
ACCESS*

Patients seen in 24 months	Total	Change since previous quarter
Quarter ending September 2017	394	
Quarter ending December 2017	376	↓
Quarter ending March 2018	403	↑
Quarter ending June 2018	392	↓
Quarter ending September 2018	392	→
Variance since September 2017	(0.5%)	→



ACTIVITY

Cumulative percentage of contracted UDA delivered 2018 & 2019



Month	Adjusted Scheduled Activity (UDA)	
	2018	2019
April	22	38
May	22	117
June	181	155
July	255	245
August	331	360
September	430	445
October	538	
November	605	
December	675	
January	757	
February	927	
March	1,106	
April	1,225	
May	1,225	
June	1,225	

QUALITY

	Quantity	Base Number	Contract	AT	Region	England
% of FP17s for the same patient ID Re-attending within 3 months - Children	18	123	14.6%	11.4%	12.2%	11.6%
% of FP17s for the same patient ID Re-attending within 3 months - Adults	34	161	21.1%	14.7%	15.8%	15.5%
% of FP17s for the same patient ID Re-attending between 3 & 9 months - Children	84	123	68.3%	54.5%	60.3%	58.8%
% of FP17s for the same patient ID Re-attending between 3 & 9 months - Adults	74	161	46.0%	50.5%	53.5%	51.1%
% of FP17s for Band 1 Urgent Courses	39	251	15.5%	8.8%	9.1%	9.0%
% of FP17s Relating to Free Repair or Replacements	0	251	0.0%	1.2%	1.0%	0.8%
% of FP17s Relating to Continuations	0	251	0.0%	1.3%	1.0%	0.9%
% of Patients satisfied with the dentistry they have received	0	0	N/A	93.5%	93.6%	93.3%
% of Patients satisfied with the time they had to wait for an appointment	0	0	N/A	90.3%	89.8%	88.9%

* This is based on patients treated on this contract for their most recent course of treatment. Figures in italics indicate the base number of FP17s or Patient Questionnaire responses are less than 100. N/A is shown where the base number of responses is less than 10 during the period. % is calculated as Quantity/Base number*100

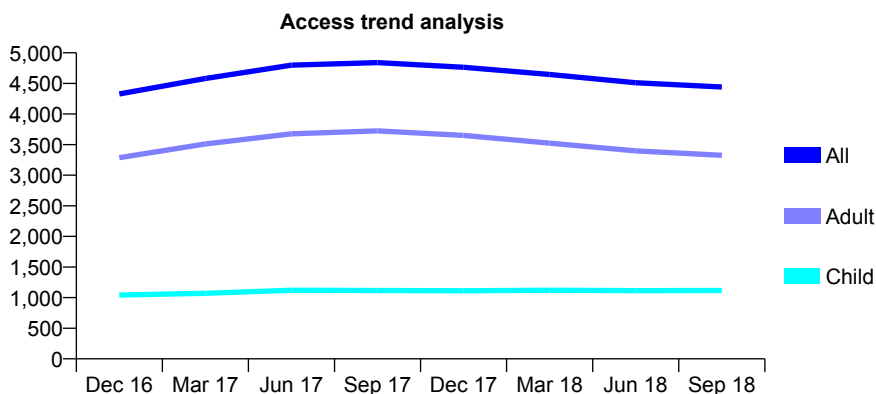
Q45 - Vital Signs At a Glance Contract Report for 115134/0001 - September 2018

Name or company name	Grace Dental Care Partnership
Contract type name	GDS Contract
Purpose of contract	General
Contract start date	01/11/2015
Contract end date	

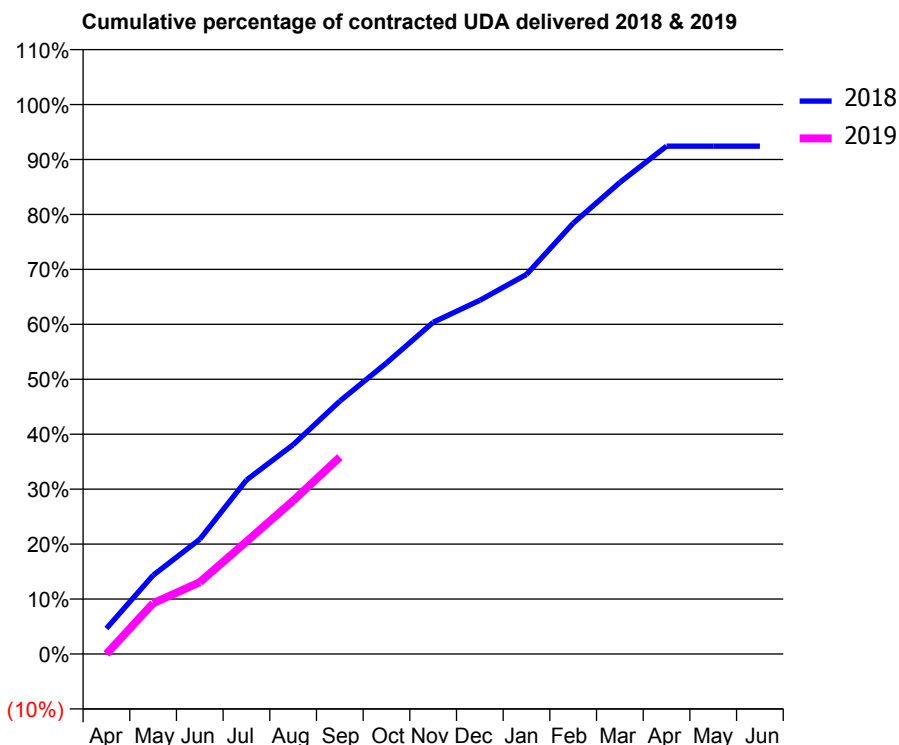
18/19 Contracted general activity (UDA)	13,542
Carry forward general activity (UDA)	0
18/19 Contracted orthodontic activity (UOA)	0
Carry forward orthodontic activity (UOA)	0
Baseline contract value	£351,606.59

ACCESS*

Patients seen in 24 months	Total	Change since previous quarter
Quarter ending September 2017	4,840	
Quarter ending December 2017	4,763	↓
Quarter ending March 2018	4,647	↓
Quarter ending June 2018	4,511	↓
Quarter ending September 2018	4,442	↓
Variance since September 2017	(8.2%)	↓



ACTIVITY



Month	Adjusted Scheduled Activity (UDA)	
	2018	2019
April	628	1
May	1,942	1,251
June	2,828	1,768
July	4,286	2,772
August	5,158	3,778
September	6,234	4,852
October	7,174	
November	8,173	
December	8,716	
January	9,353	
February	10,615	
March	11,622	
April	12,515	
May	12,515	
June	12,515	

QUALITY

	Quantity	Base Number	Contract	AT	Region	England
% of FP17s for the same patient ID Re-attending within 3 months - Children	14	784	1.8%	11.4%	12.2%	11.6%
% of FP17s for the same patient ID Re-attending within 3 months - Adults	93	2,077	4.5%	14.7%	15.8%	15.5%
% of FP17s for the same patient ID Re-attending between 3 & 9 months - Children	398	784	50.8%	54.5%	60.3%	58.8%
% of FP17s for the same patient ID Re-attending between 3 & 9 months - Adults	1,248	2,077	60.1%	50.5%	53.5%	51.1%
% of FP17s for Band 1 Urgent Courses	16	2,486	0.6%	8.8%	9.1%	9.0%
% of FP17s Relating to Free Repair or Replacements	11	2,486	0.4%	1.2%	1.0%	0.8%
% of FP17s Relating to Continuations	0	2,486	0.0%	1.3%	1.0%	0.9%
% of Patients satisfied with the dentistry they have received	4	4	N/A	93.5%	93.6%	93.3%
% of Patients satisfied with the time they had to wait for an appointment	3	4	N/A	90.3%	89.8%	88.9%

* This is based on patients treated on this contract for their most recent course of treatment. Figures in italics indicate the base number of FP17s or Patient Questionnaire responses are less than 100. N/A is shown where the base number of responses is less than 10 during the period. % is calculated as Quantity/Base number*100

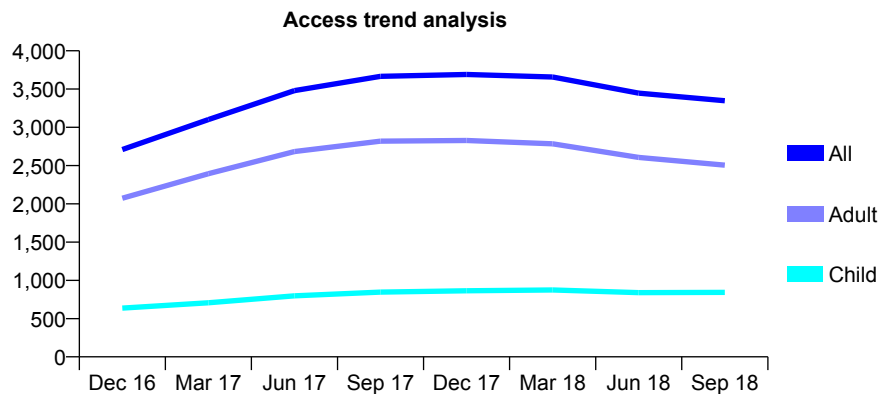
Q45 - Vital Signs At a Glance Contract Report for 115134/0002 - September 2018

Name or company name	Grace Dental Care Partnership
Contract type name	GDS Contract
Purpose of contract	General
Contract start date	01/11/2015
Contract end date	

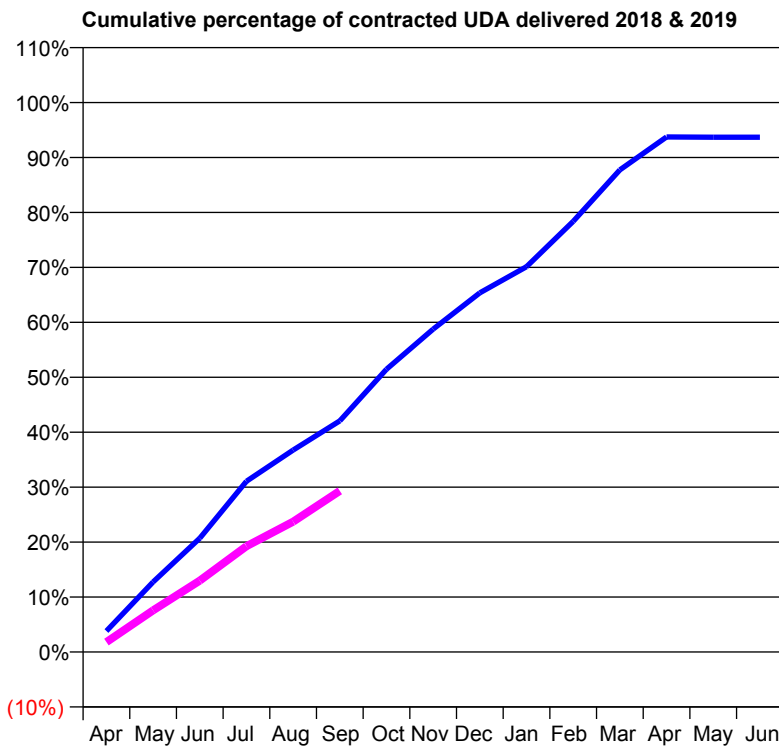
18/19 Contracted general activity (UDA)	13,675
Carry forward general activity (UDA)	0
18/19 Contracted orthodontic activity (UOA)	0
Carry forward orthodontic activity (UOA)	0
Baseline contract value	£515,005.30

ACCESS*

Patients seen in 24 months	Total	Change since previous quarter
Quarter ending September 2017	3,667	
Quarter ending December 2017	3,691	→
Quarter ending March 2018	3,658	→
Quarter ending June 2018	3,446	↓
Quarter ending September 2018	3,348	↓
Variance since September 2017	(8.7%)	↓



ACTIVITY



Month	Adjusted Scheduled Activity (UDA)	
	2018	2019
April	521	247
May	1,745	1,037
June	2,832	1,776
July	4,251	2,633
August	5,025	3,245
September	5,754	4,009
October	7,037	
November	8,035	
December	8,939	
January	9,587	
February	10,718	
March	11,996	
April	12,818	
May	12,811	
June	12,812	

QUALITY

	Quantity	Base Number	Contract	AT	Region	England
% of FP17s for the same patient ID Re-attending within 3 months - Children	9	372	2.4%	11.4%	12.2%	11.6%
% of FP17s for the same patient ID Re-attending within 3 months - Adults	91	1,086	8.4%	14.7%	15.8%	15.5%
% of FP17s for the same patient ID Re-attending between 3 & 9 months - Children	178	372	47.8%	54.5%	60.3%	58.8%
% of FP17s for the same patient ID Re-attending between 3 & 9 months - Adults	551	1,086	50.7%	50.5%	53.5%	51.1%
% of FP17s for Band 1 Urgent Courses	94	1,270	7.4%	8.8%	9.1%	9.0%
% of FP17s Relating to Free Repair or Replacements	6	1,270	0.5%	1.2%	1.0%	0.8%
% of FP17s Relating to Continuations	3	1,270	0.2%	1.3%	1.0%	0.9%
% of Patients satisfied with the dentistry they have received	1	1	N/A	93.5%	93.6%	93.3%
% of Patients satisfied with the time they had to wait for an appointment	1	1	N/A	90.3%	89.8%	88.9%

* This is based on patients treated on this contract for their most recent course of treatment. Figures in italics indicate the base number of FP17s or Patient Questionnaire responses are less than 100. N/A is shown where the base number of responses is less than 10 during the period. % is calculated as Quantity/Base number*100

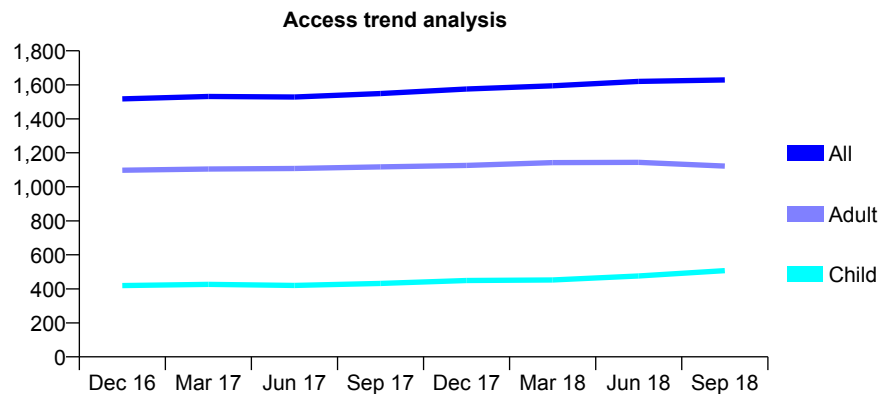
Q45 - Vital Signs At a Glance Contract Report for 116491/0001 - September 2018

Name or company name	Toothwise Ltd.
Contract type name	GDS Contract
Purpose of contract	General
Contract start date	01/04/2009
Contract end date	

18/19 Contracted general activity (UDA)	4,589
Carry forward general activity (UDA)	338
18/19 Contracted orthodontic activity (UOA)	0
Carry forward orthodontic activity (UOA)	0
Baseline contract value	£157,724.19

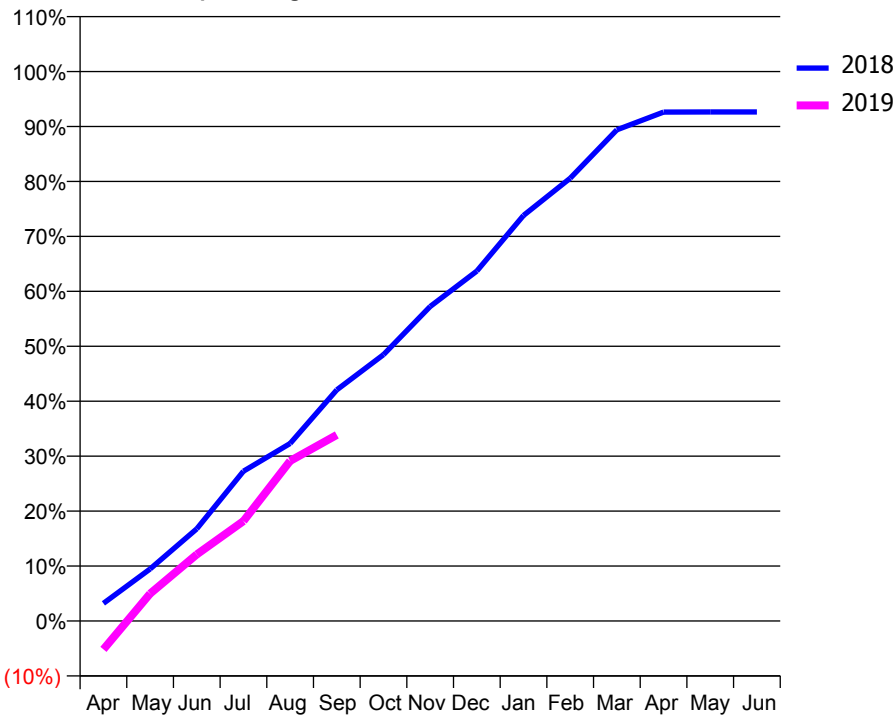
ACCESS*

Patients seen in 24 months	Total	Change since previous quarter
Quarter ending September 2017	1,549	
Quarter ending December 2017	1,575	→
Quarter ending March 2018	1,594	→
Quarter ending June 2018	1,620	→
Quarter ending September 2018	1,629	→
Variance since September 2017	5.2%	↑



ACTIVITY

Cumulative percentage of contracted UDA delivered 2018 & 2019



Month	Adjusted Scheduled Activity (UDA)	
	2018	2019
April	148	-238
May	435	228
June	770	556
July	1,251	835
August	1,482	1,337
September	1,930	1,554
October	2,224	
November	2,626	
December	2,923	
January	3,387	
February	3,698	
March	4,102	
April	4,250	
May	4,251	
June	4,251	

QUALITY

	Quantity	Base Number	Contract	AT	Region	England
% of FP17s for the same patient ID Re-attending within 3 months - Children	21	437	4.8%	11.4%	12.2%	11.6%
% of FP17s for the same patient ID Re-attending within 3 months - Adults	75	803	9.3%	14.7%	15.8%	15.5%
% of FP17s for the same patient ID Re-attending between 3 & 9 months - Children	287	437	65.7%	54.5%	60.3%	58.8%
% of FP17s for the same patient ID Re-attending between 3 & 9 months - Adults	506	803	63.0%	50.5%	53.5%	51.1%
% of FP17s for Band 1 Urgent Courses	10	1,142	0.9%	8.8%	9.1%	9.0%
% of FP17s Relating to Free Repair or Replacements	2	1,142	0.2%	1.2%	1.0%	0.8%
% of FP17s Relating to Continuations	0	1,142	0.0%	1.3%	1.0%	0.9%
% of Patients satisfied with the dentistry they have received	4	4	N/A	93.5%	93.6%	93.3%
% of Patients satisfied with the time they had to wait for an appointment	4	4	N/A	90.3%	89.8%	88.9%

* This is based on patients treated on this contract for their most recent course of treatment. Figures in italics indicate the base number of FP17s or Patient Questionnaire responses are less than 100. N/A is shown where the base number of responses is less than 10 during the period. % is calculated as Quantity/Base number*100

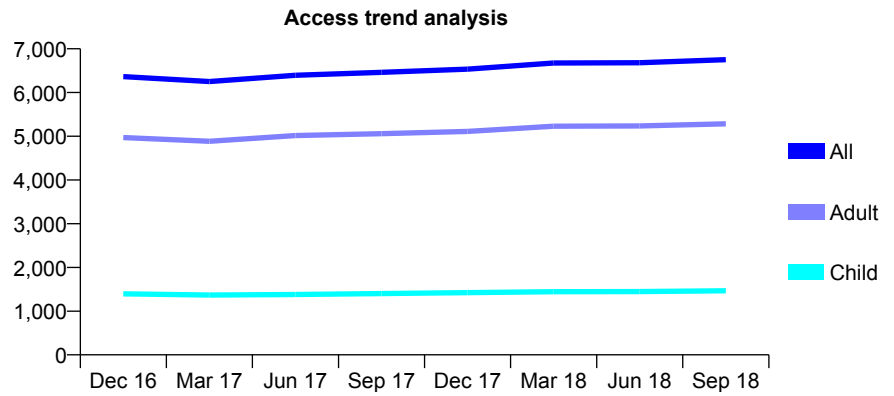
Q45 - Vital Signs At a Glance Contract Report for 118060/0002 - September 2018

Name or company name	Genix Healthcare Ltd
Contract type name	GDS Contract
Purpose of contract	General
Contract start date	07/09/2006
Contract end date	

18/19 Contracted general activity (UDA)	20,500
Carry forward general activity (UDA)	-410
18/19 Contracted orthodontic activity (UOA)	0
Carry forward orthodontic activity (UOA)	0
Baseline contract value	£529,365.33

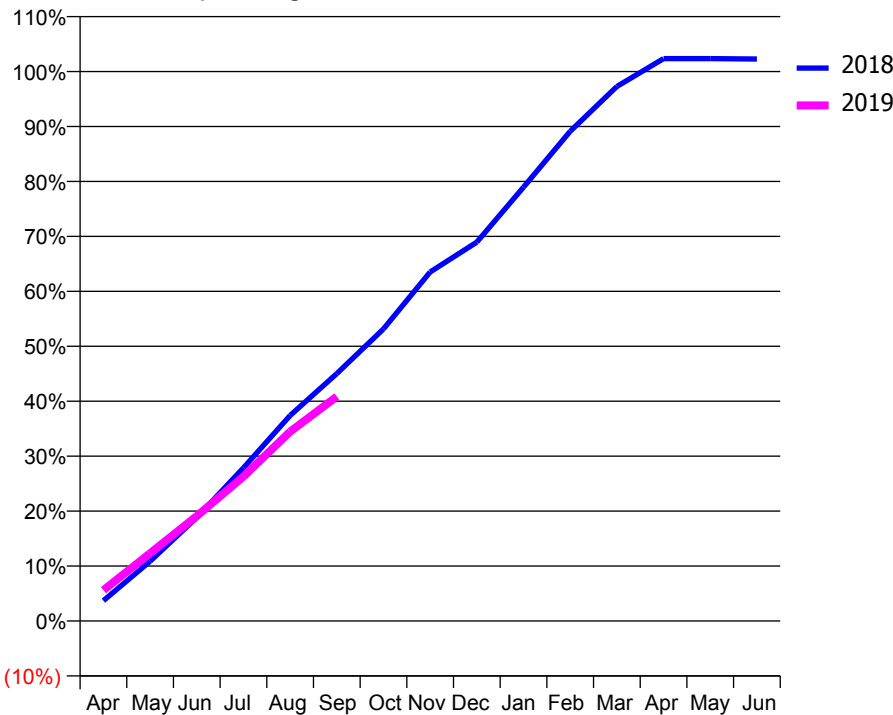
ACCESS*

Patients seen in 24 months	Total	Change since previous quarter
Quarter ending September 2017	6,461	
Quarter ending December 2017	6,535	→
Quarter ending March 2018	6,674	↑
Quarter ending June 2018	6,682	→
Quarter ending September 2018	6,750	→
Variance since September 2017	4.5%	↑



ACTIVITY

Cumulative percentage of contracted UDA delivered 2018 & 2019



Month	Adjusted Scheduled Activity (UDA)	
	2018	2019
April	761	1,153
May	2,229	2,528
June	3,862	3,916
July	5,713	5,391
August	7,667	7,065
September	9,232	8,374
October	10,896	
November	13,021	
December	14,138	
January	16,188	
February	18,267	
March	19,941	
April	20,982	
May	20,983	
June	20,966	

QUALITY

	Quantity	Base Number	Contract	AT	Region	England
% of FP17s for the same patient ID Re-attending within 3 months - Children	46	1,124	4.1%	11.4%	12.2%	11.6%
% of FP17s for the same patient ID Re-attending within 3 months - Adults	324	3,543	9.1%	14.7%	15.8%	15.5%
% of FP17s for the same patient ID Re-attending between 3 & 9 months - Children	798	1,124	71.0%	54.5%	60.3%	58.8%
% of FP17s for the same patient ID Re-attending between 3 & 9 months - Adults	2,358	3,543	66.6%	50.5%	53.5%	51.1%
% of FP17s for Band 1 Urgent Courses	190	4,160	4.6%	8.8%	9.1%	9.0%
% of FP17s Relating to Free Repair or Replacements	69	4,160	1.7%	1.2%	1.0%	0.8%
% of FP17s Relating to Continuations	35	4,160	0.8%	1.3%	1.0%	0.9%
% of Patients satisfied with the dentistry they have received	11	11	100.0%	93.5%	93.6%	93.3%
% of Patients satisfied with the time they had to wait for an appointment	10	11	90.9%	90.3%	89.8%	88.9%

* This is based on patients treated on this contract for their most recent course of treatment. Figures in italics indicate the base number of FP17s or Patient Questionnaire responses are less than 100. N/A is shown where the base number of responses is less than 10 during the period. % is calculated as Quantity/Base number*100

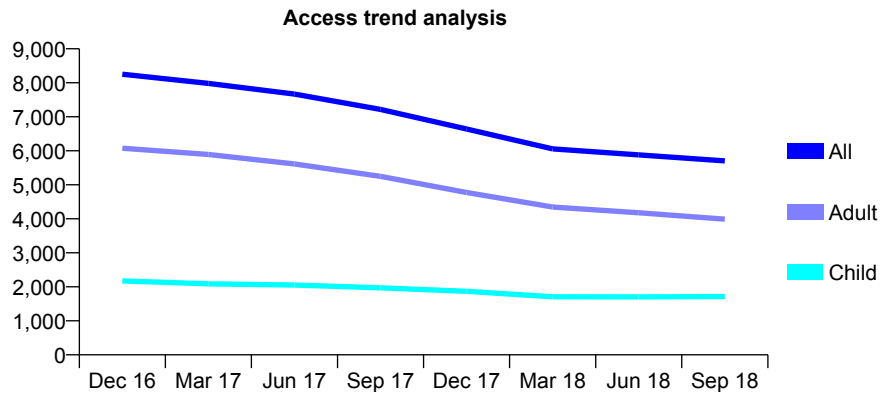
Q45 - Vital Signs At a Glance Contract Report for 118060/0003 - September 2018

Name or company name	Genix Healthcare Ltd
Contract type name	GDS Contract
Purpose of contract	General
Contract start date	04/10/2006
Contract end date	

18/19 Contracted general activity (UDA)	33,015
Carry forward general activity (UDA)	0
18/19 Contracted orthodontic activity (UOA)	0
Carry forward orthodontic activity (UOA)	0
Baseline contract value	£746,713.34

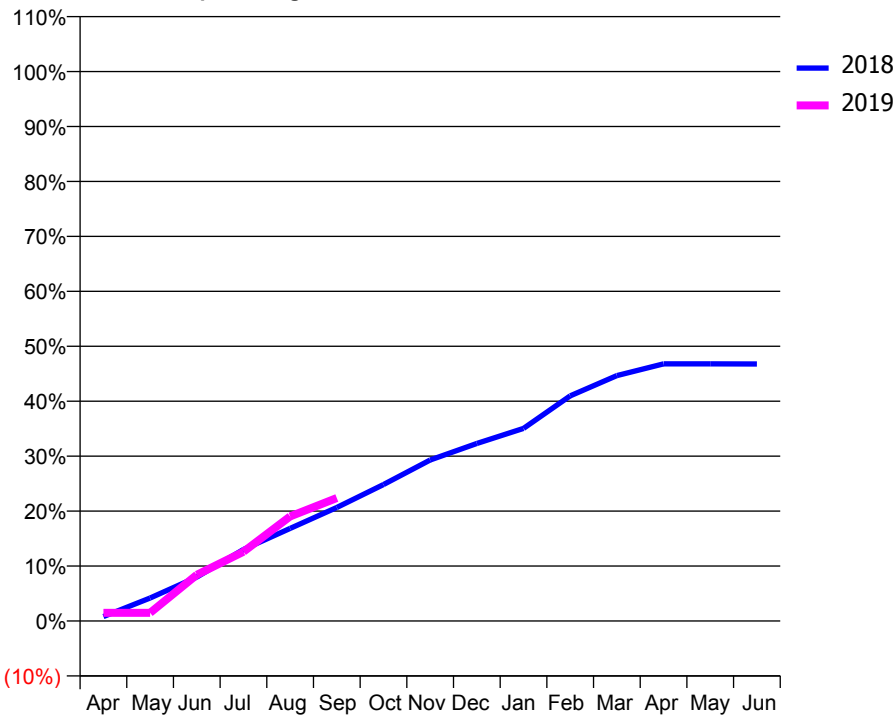
ACCESS*

Patients seen in 24 months	Total	Change since previous quarter
Quarter ending September 2017	7,217	
Quarter ending December 2017	6,643	↓
Quarter ending March 2018	6,056	↓
Quarter ending June 2018	5,882	↓
Quarter ending September 2018	5,705	↓
Variance since September 2017	(21.0%)	↓



ACTIVITY

Cumulative percentage of contracted UDA delivered 2018 & 2019



Month	Adjusted Scheduled Activity (UDA)	
	2018	2019
April	272	493
May	1,383	493
June	2,638	2,773
July	4,298	4,164
August	5,564	6,287
September	6,822	7,389
October	8,198	
November	9,677	
December	10,664	
January	11,576	
February	13,525	
March	14,748	
April	15,452	
May	15,452	
June	15,445	

QUALITY

	Quantity	Base Number	Contract	AT	Region	England
% of FP17s for the same patient ID Re-attending within 3 months - Children	105	1,200	8.8%	11.4%	12.2%	11.6%
% of FP17s for the same patient ID Re-attending within 3 months - Adults	331	2,432	13.6%	14.7%	15.8%	15.5%
% of FP17s for the same patient ID Re-attending between 3 & 9 months - Children	576	1,200	48.0%	54.5%	60.3%	58.8%
% of FP17s for the same patient ID Re-attending between 3 & 9 months - Adults	1,246	2,432	51.2%	50.5%	53.5%	51.1%
% of FP17s for Band 1 Urgent Courses	201	3,372	6.0%	8.8%	9.1%	9.0%
% of FP17s Relating to Free Repair or Replacements	23	3,372	0.7%	1.2%	1.0%	0.8%
% of FP17s Relating to Continuations	10	3,372	0.3%	1.3%	1.0%	0.9%
% of Patients satisfied with the dentistry they have received	2	2	N/A	93.5%	93.6%	93.3%
% of Patients satisfied with the time they had to wait for an appointment	1	2	N/A	90.3%	89.8%	88.9%

* This is based on patients treated on this contract for their most recent course of treatment. Figures in italics indicate the base number of FP17s or Patient Questionnaire responses are less than 100. N/A is shown where the base number of responses is less than 10 during the period. % is calculated as Quantity/Base number*100

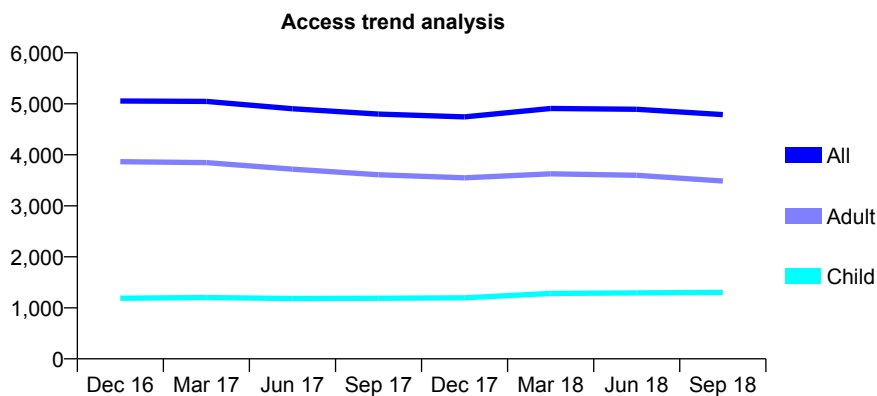
Q45 - Vital Signs At a Glance Contract Report for 118060/0008 - September 2018

Name or company name	Genix Healthcare Ltd
Contract type name	GDS Contract
Purpose of contract	General
Contract start date	01/12/2006
Contract end date	

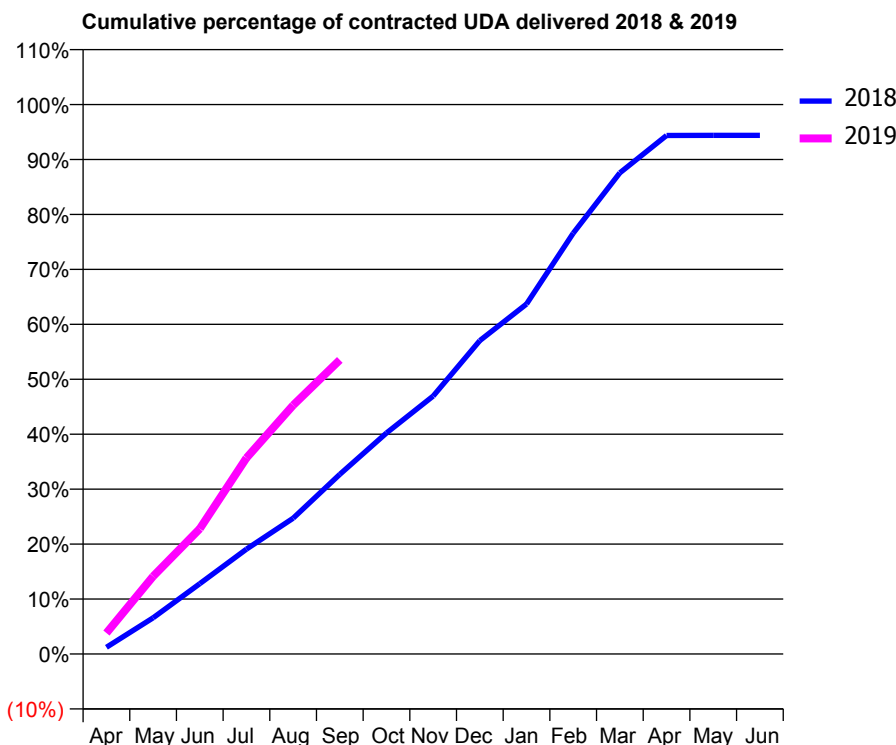
18/19 Contracted general activity (UDA)	16,597
Carry forward general activity (UDA)	0
18/19 Contracted orthodontic activity (UOA)	0
Carry forward orthodontic activity (UOA)	0
Baseline contract value	£422,637.35

ACCESS*

Patients seen in 24 months	Total	Change since previous quarter
Quarter ending September 2017	4,798	
Quarter ending December 2017	4,743	↓
Quarter ending March 2018	4,909	↑
Quarter ending June 2018	4,892	→
Quarter ending September 2018	4,787	↓
Variance since September 2017	(0.2%)	→



ACTIVITY



Month	Adjusted Scheduled Activity (UDA)	
	2018	2019
April	202	634
May	1,094	2,345
June	2,123	3,783
July	3,167	5,924
August	4,100	7,515
September	5,426	8,883
October	6,676	
November	7,790	
December	9,466	
January	10,572	
February	12,708	
March	14,535	
April	15,663	
May	15,664	
June	15,664	

QUALITY

	Quantity	Base Number	Contract	AT	Region	England
% of FP17s for the same patient ID Re-attending within 3 months - Children	192	1,160	16.6%	11.4%	12.2%	11.6%
% of FP17s for the same patient ID Re-attending within 3 months - Adults	384	2,407	16.0%	14.7%	15.8%	15.5%
% of FP17s for the same patient ID Re-attending between 3 & 9 months - Children	612	1,160	52.8%	54.5%	60.3%	58.8%
% of FP17s for the same patient ID Re-attending between 3 & 9 months - Adults	1,277	2,407	53.1%	50.5%	53.5%	51.1%
% of FP17s for Band 1 Urgent Courses	241	3,210	7.5%	8.8%	9.1%	9.0%
% of FP17s Relating to Free Repair or Replacements	11	3,210	0.3%	1.2%	1.0%	0.8%
% of FP17s Relating to Continuations	7	3,210	0.2%	1.3%	1.0%	0.9%
% of Patients satisfied with the dentistry they have received	1	1	N/A	93.5%	93.6%	93.3%
% of Patients satisfied with the time they had to wait for an appointment	0	1	N/A	90.3%	89.8%	88.9%

* This is based on patients treated on this contract for their most recent course of treatment. Figures in italics indicate the base number of FP17s or Patient Questionnaire responses are less than 100. N/A is shown where the base number of responses is less than 10 during the period. % is calculated as Quantity/Base number*100

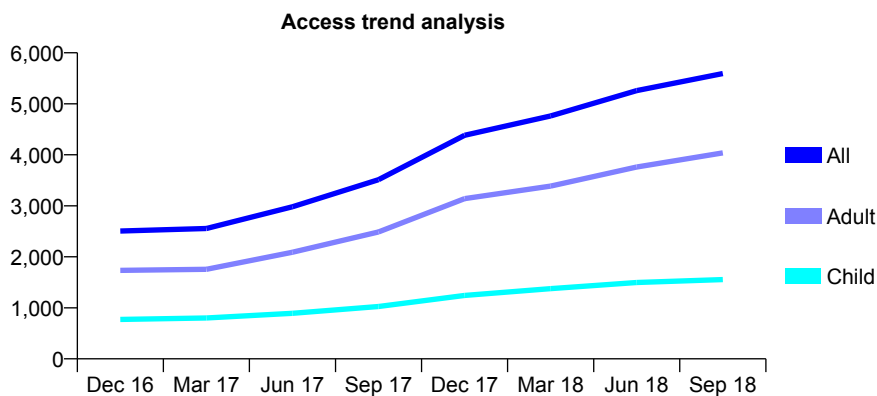
Q45 - Vital Signs At a Glance Contract Report for 122904/0001 - September 2018

Name or company name	Harrowgate Hill Dental Practice
Contract type name	GDS Contract
Purpose of contract	General
Contract start date	01/04/2014
Contract end date	

18/19 Contracted general activity (UDA)	21,720
Carry forward general activity (UDA)	0
18/19 Contracted orthodontic activity (UOA)	0
Carry forward orthodontic activity (UOA)	0
Baseline contract value	£591,328.40

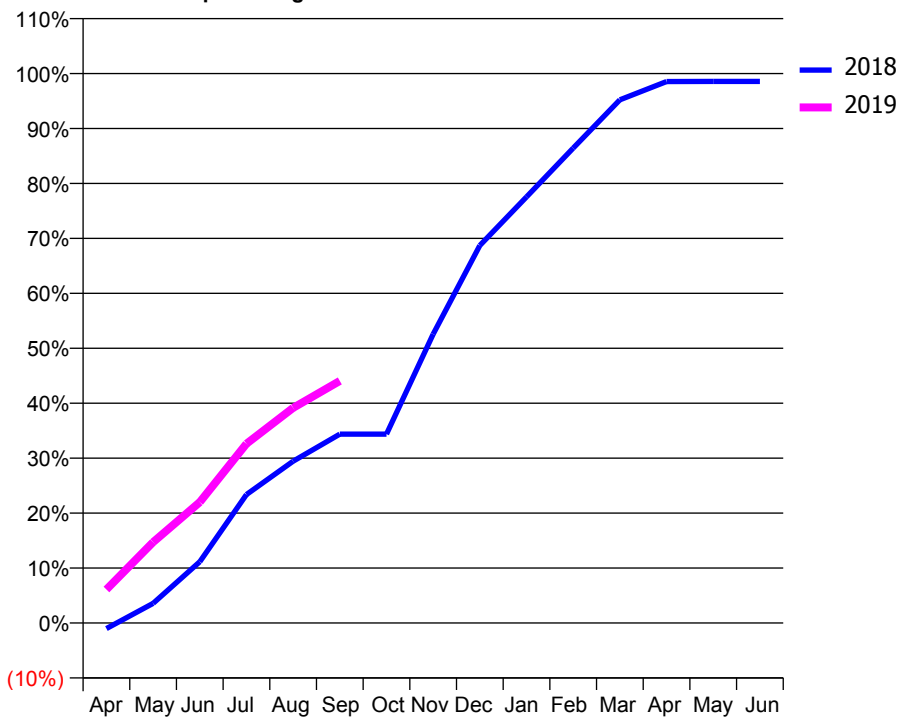
ACCESS*

Patients seen in 24 months	Total	Change since previous quarter
Quarter ending September 2017	3,512	
Quarter ending December 2017	4,384	↑
Quarter ending March 2018	4,762	↑
Quarter ending June 2018	5,260	↑
Quarter ending September 2018	5,594	↑
Variance since September 2017	59.3%	↑



ACTIVITY

Cumulative percentage of contracted UDA delivered 2018 & 2019



Month	Adjusted Scheduled Activity (UDA)	
	2018	2019
April	-194	1,326
May	670	3,199
June	2,079	4,778
July	4,364	7,089
August	5,495	8,503
September	6,418	9,568
October	6,418	
November	9,815	
December	12,827	
January	14,474	
February	16,134	
March	17,773	
April	18,395	
May	18,396	
June	18,399	

QUALITY

	Quantity	Base Number	Contract	AT	Region	England
% of FP17s for the same patient ID Re-attending within 3 months - Children	101	1,373	7.4%	11.4%	12.2%	11.6%
% of FP17s for the same patient ID Re-attending within 3 months - Adults	322	2,988	10.8%	14.7%	15.8%	15.5%
% of FP17s for the same patient ID Re-attending between 3 & 9 months - Children	844	1,373	61.5%	54.5%	60.3%	58.8%
% of FP17s for the same patient ID Re-attending between 3 & 9 months - Adults	1,596	2,988	53.4%	50.5%	53.5%	51.1%
% of FP17s for Band 1 Urgent Courses	203	4,083	5.0%	8.8%	9.1%	9.0%
% of FP17s Relating to Free Repair or Replacements	41	4,083	1.0%	1.2%	1.0%	0.8%
% of FP17s Relating to Continuations	71	4,083	1.7%	1.3%	1.0%	0.9%
% of Patients satisfied with the dentistry they have received	7	7	N/A	93.5%	93.6%	93.3%
% of Patients satisfied with the time they had to wait for an appointment	6	7	N/A	90.3%	89.8%	88.9%

* This is based on patients treated on this contract for their most recent course of treatment. Figures in italics indicate the base number of FP17s or Patient Questionnaire responses are less than 100. N/A is shown where the base number of responses is less than 10 during the period. % is calculated as Quantity/Base number*100

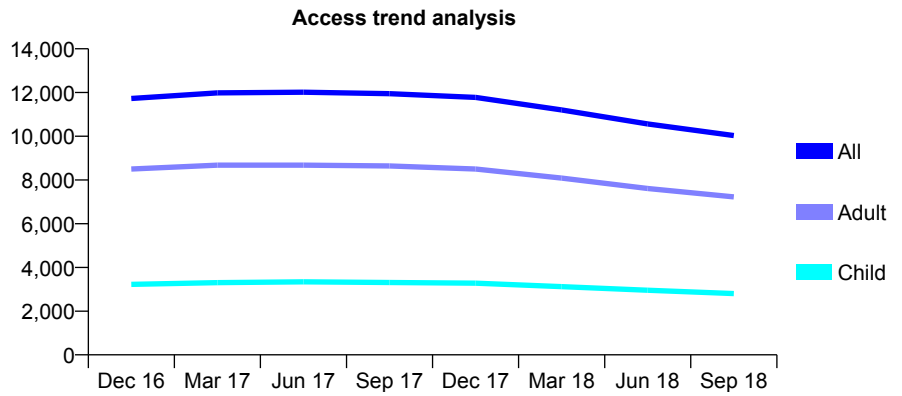
Q45 - Vital Signs At a Glance Contract Report for 124613/0001 - September 2018

Name or company name	Peterlee Dental Practice Partnership
Contract type name	GDS Contract
Purpose of contract	General
Contract start date	01/08/2013
Contract end date	

18/19 Contracted general activity (UDA)	34,722
Carry forward general activity (UDA)	-494
18/19 Contracted orthodontic activity (UOA)	0
Carry forward orthodontic activity (UOA)	0
Baseline contract value	£1,104,243.36

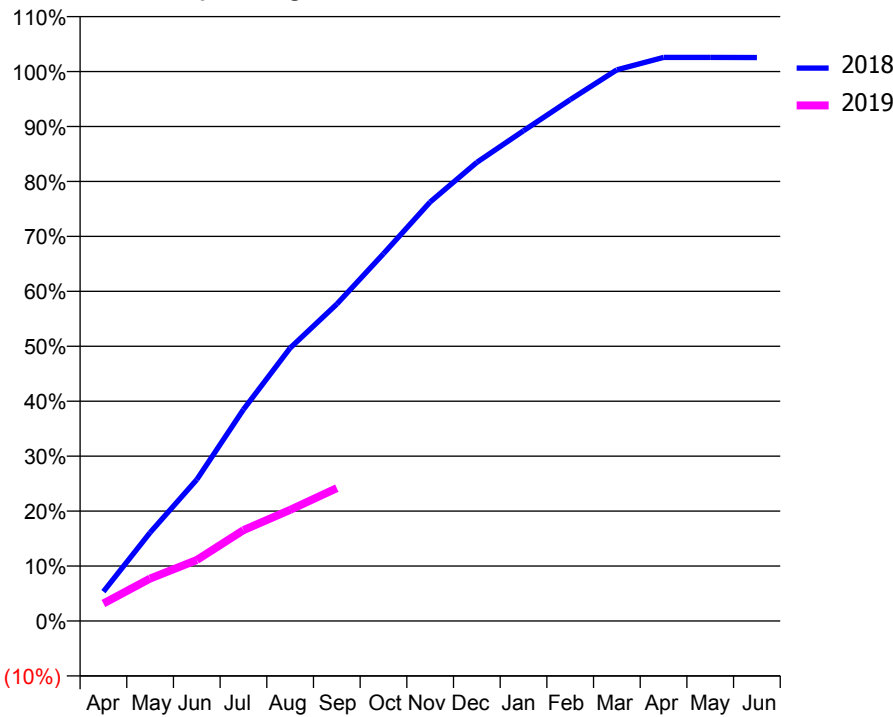
ACCESS*

Patients seen in 24 months	Total	Change since previous quarter
Quarter ending September 2017	11,950	
Quarter ending December 2017	11,779	↓
Quarter ending March 2018	11,203	↓
Quarter ending June 2018	10,562	↓
Quarter ending September 2018	10,029	↓
Variance since September 2017	(16.1%)	↓



ACTIVITY

Cumulative percentage of contracted UDA delivered 2018 & 2019



Adjusted Scheduled Activity (UDA)		
Month	2018	2019
April	1,325	1,106
May	3,983	2,683
June	6,360	3,853
July	9,515	5,746
August	12,284	7,026
September	14,258	8,400
October	16,527	
November	18,852	
December	20,633	
January	22,059	
February	23,455	
March	24,797	
April	25,353	
May	25,354	
June	25,349	

QUALITY

	Quantity	Base Number	Contract	AT	Region	England
% of FP17s for the same patient ID Re-attending within 3 months - Children	59	1,272	4.6%	11.4%	12.2%	11.6%
% of FP17s for the same patient ID Re-attending within 3 months - Adults	276	2,899	9.5%	14.7%	15.8%	15.5%
% of FP17s for the same patient ID Re-attending between 3 & 9 months - Children	620	1,272	48.7%	54.5%	60.3%	58.8%
% of FP17s for the same patient ID Re-attending between 3 & 9 months - Adults	1,299	2,899	44.8%	50.5%	53.5%	51.1%
% of FP17s for Band 1 Urgent Courses	290	3,891	7.5%	8.8%	9.1%	9.0%
% of FP17s Relating to Free Repair or Replacements	8	3,891	0.2%	1.2%	1.0%	0.8%
% of FP17s Relating to Continuations	53	3,891	1.4%	1.3%	1.0%	0.9%
% of Patients satisfied with the dentistry they have received	5	5	N/A	93.5%	93.6%	93.3%
% of Patients satisfied with the time they had to wait for an appointment	4	5	N/A	90.3%	89.8%	88.9%

* This is based on patients treated on this contract for their most recent course of treatment. Figures in italics indicate the base number of FP17s or Patient Questionnaire responses are less than 100. N/A is shown where the base number of responses is less than 10 during the period. % is calculated as Quantity/Base number*100

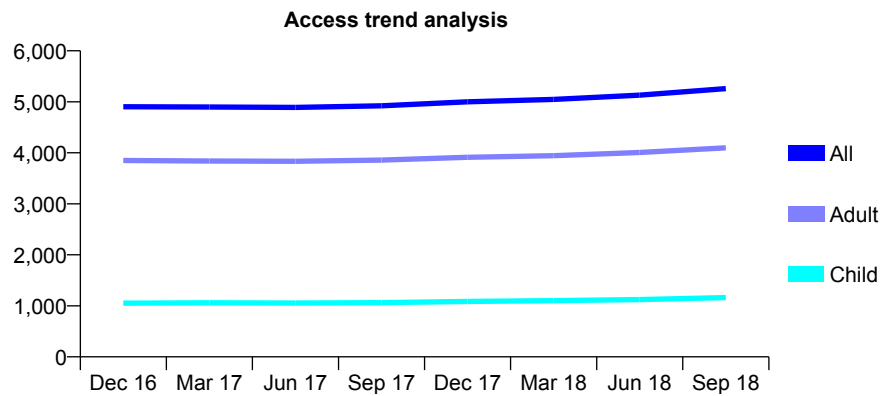
Q45 - Vital Signs At a Glance Contract Report for 125733/0001 - September 2018

Name or company name	Wray & McKenna Ltd
Contract type name	GDS Contract
Purpose of contract	General and Orthodontic
Contract start date	01/12/2011
Contract end date	

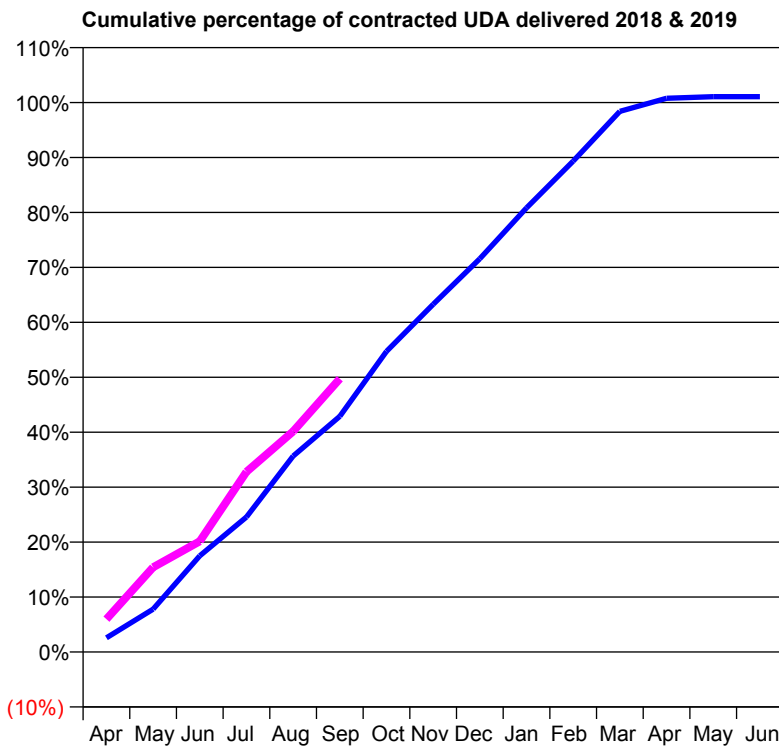
18/19 Contracted general activity (UDA)	13,006
Carry forward general activity (UDA)	-136
18/19 Contracted orthodontic activity (UOA)	0
Carry forward orthodontic activity (UOA)	0
Baseline contract value	£326,597.38

ACCESS*

Patients seen in 24 months	Total	Change since previous quarter
Quarter ending September 2017	4,921	
Quarter ending December 2017	5,000	→
Quarter ending March 2018	5,047	→
Quarter ending June 2018	5,130	→
Quarter ending September 2018	5,260	↑
Variance since September 2017	6.9%	↑



ACTIVITY



Month	Adjusted Scheduled Activity (UDA)	
	2018	2019
April	331	777
May	1,002	2,006
June	2,249	2,620
July	3,156	4,267
August	4,580	5,223
September	5,509	6,468
October	7,028	
November	8,129	
December	9,193	
January	10,382	
February	11,476	
March	12,638	
April	12,945	
May	12,981	
June	12,981	

QUALITY

	Quantity	Base Number	Contract	AT	Region	England
% of FP17s for the same patient ID Re-attending within 3 months - Children	51	742	6.9%	11.4%	12.2%	11.6%
% of FP17s for the same patient ID Re-attending within 3 months - Adults	424	2,415	17.6%	14.7%	15.8%	15.5%
% of FP17s for the same patient ID Re-attending between 3 & 9 months - Children	332	742	44.7%	54.5%	60.3%	58.8%
% of FP17s for the same patient ID Re-attending between 3 & 9 months - Adults	592	2,415	24.5%	50.5%	53.5%	51.1%
% of FP17s for Band 1 Urgent Courses	426	2,960	14.4%	8.8%	9.1%	9.0%
% of FP17s Relating to Free Repair or Replacements	41	2,960	1.4%	1.2%	1.0%	0.8%
% of FP17s Relating to Continuations	39	2,960	1.3%	1.3%	1.0%	0.9%
% of Patients satisfied with the dentistry they have received	7	8	N/A	93.5%	93.6%	93.3%
% of Patients satisfied with the time they had to wait for an appointment	8	8	N/A	90.3%	89.8%	88.9%

* This is based on patients treated on this contract for their most recent course of treatment. Figures in italics indicate the base number of FP17s or Patient Questionnaire responses are less than 100. N/A is shown where the base number of responses is less than 10 during the period. % is calculated as Quantity/Base number*100

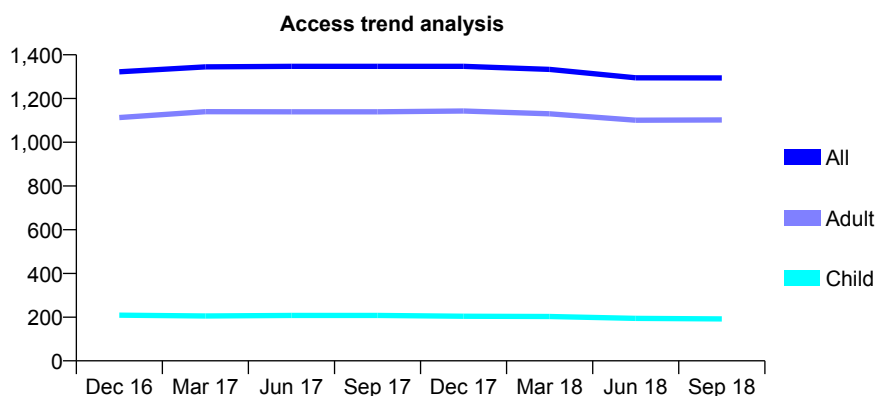
Q45 - Vital Signs At a Glance Contract Report for 127361/0001 - September 2018

Name or company name	LIL Dental Ltd.
Contract type name	GDS Contract
Purpose of contract	General
Contract start date	01/04/2009
Contract end date	

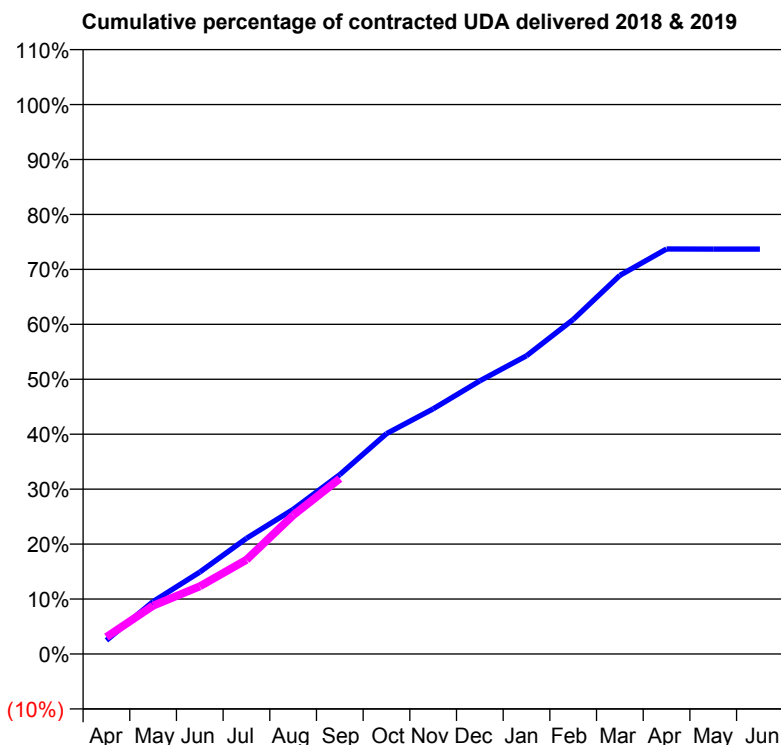
18/19 Contracted general activity (UDA)	6,100
Carry forward general activity (UDA)	0
18/19 Contracted orthodontic activity (UOA)	0
Carry forward orthodontic activity (UOA)	0
Baseline contract value	£177,578.20

ACCESS*

Patients seen in 24 months	Total	Change since previous quarter
Quarter ending September 2017	1,347	
Quarter ending December 2017	1,347	→
Quarter ending March 2018	1,333	↓
Quarter ending June 2018	1,295	↓
Quarter ending September 2018	1,294	→
Variance since September 2017	(3.9%)	↓



ACTIVITY



Month	Adjusted Scheduled Activity (UDA)	
	2018	2019
April	151	189
May	583	536
June	909	751
July	1,285	1,046
August	1,606	1,540
September	1,992	1,947
October	2,447	
November	2,721	
December	3,033	
January	3,311	
February	3,713	
March	4,203	
April	4,497	
May	4,496	
June	4,496	

QUALITY

	Quantity	Base Number	Contract	AT	Region	England
% of FP17s for the same patient ID Re-attending within 3 months - Children	7	132	5.3%	11.4%	12.2%	11.6%
% of FP17s for the same patient ID Re-attending within 3 months - Adults	123	909	13.5%	14.7%	15.8%	15.5%
% of FP17s for the same patient ID Re-attending between 3 & 9 months - Children	94	132	71.2%	54.5%	60.3%	58.8%
% of FP17s for the same patient ID Re-attending between 3 & 9 months - Adults	555	909	61.1%	50.5%	53.5%	51.1%
% of FP17s for Band 1 Urgent Courses	77	928	8.3%	8.8%	9.1%	9.0%
% of FP17s Relating to Free Repair or Replacements	19	928	2.0%	1.2%	1.0%	0.8%
% of FP17s Relating to Continuations	21	928	2.3%	1.3%	1.0%	0.9%
% of Patients satisfied with the dentistry they have received	3	3	N/A	93.5%	93.6%	93.3%
% of Patients satisfied with the time they had to wait for an appointment	2	3	N/A	90.3%	89.8%	88.9%

* This is based on patients treated on this contract for their most recent course of treatment. Figures in italics indicate the base number of FP17s or Patient Questionnaire responses are less than 100. N/A is shown where the base number of responses is less than 10 during the period. % is calculated as Quantity/Base number*100

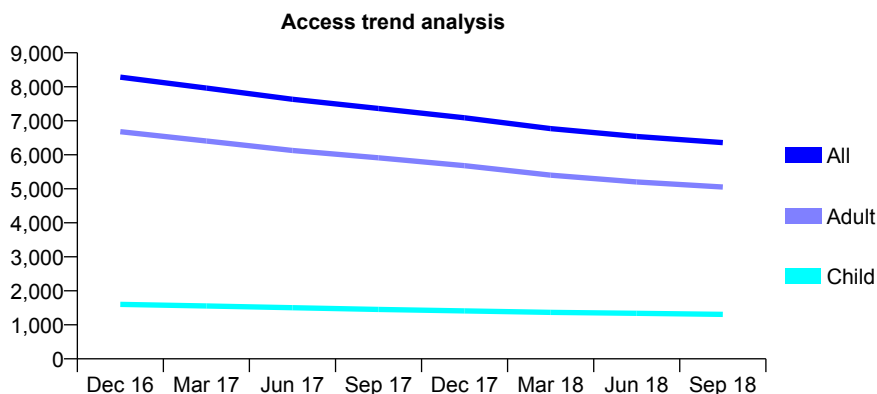
Q45 - Vital Signs At a Glance Contract Report for 127868/0001 - September 2018

Name or company name	Lambert Coutts & Associates Dental Practic
Contract type name	GDS Contract
Purpose of contract	General and Orthodontic
Contract start date	09/10/2011
Contract end date	

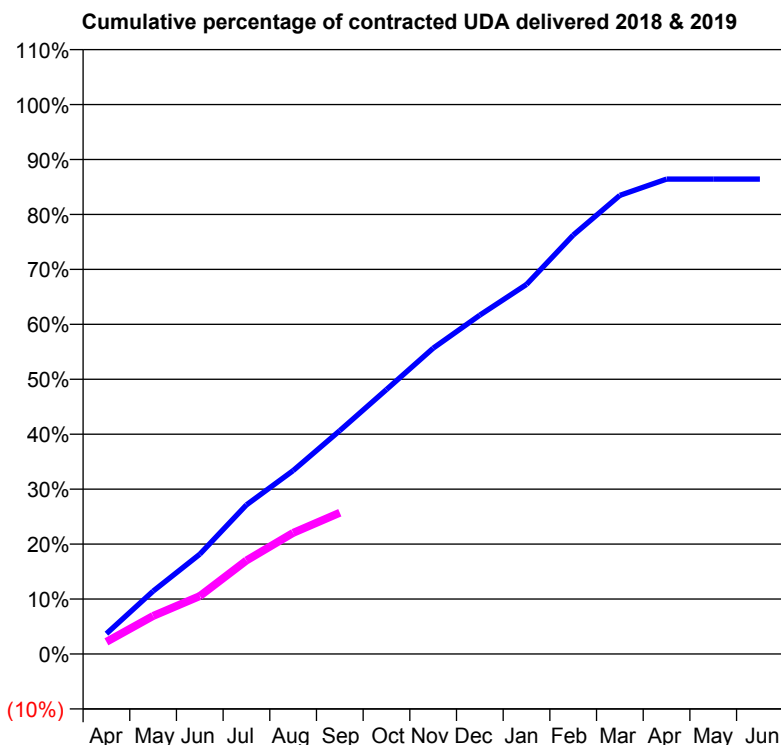
18/19 Contracted general activity (UDA)	25,731
Carry forward general activity (UDA)	0
18/19 Contracted orthodontic activity (UOA)	651
Carry forward orthodontic activity (UOA)	0
Baseline contract value	£769,790.32

ACCESS*

Patients seen in 24 months	Total	Change since previous quarter
Quarter ending September 2017	7,362	
Quarter ending December 2017	7,090	↓
Quarter ending March 2018	6,769	↓
Quarter ending June 2018	6,539	↓
Quarter ending September 2018	6,359	↓
Variance since September 2017	(13.6%)	↓



ACTIVITY



Month	Adjusted Scheduled Activity (UDA)	
	2018	2019
April	658	571
May	2,029	1,782
June	3,222	2,713
July	4,813	4,377
August	5,918	5,674
September	7,208	6,616
October	8,533	
November	9,867	
December	10,938	
January	11,926	
February	13,517	
March	14,799	
April	15,324	
May	15,326	
June	15,326	

QUALITY

	Quantity	Base Number	Contract	AT	Region	England
% of FP17s for the same patient ID Re-attending within 3 months - Children	25	685	3.6%	11.4%	12.2%	11.6%
% of FP17s for the same patient ID Re-attending within 3 months - Adults	323	2,777	11.6%	14.7%	15.8%	15.5%
% of FP17s for the same patient ID Re-attending between 3 & 9 months - Children	214	685	31.2%	54.5%	60.3%	58.8%
% of FP17s for the same patient ID Re-attending between 3 & 9 months - Adults	1,188	2,777	42.8%	50.5%	53.5%	51.1%
% of FP17s for Band 1 Urgent Courses	157	3,170	5.0%	8.8%	9.1%	9.0%
% of FP17s Relating to Free Repair or Replacements	47	3,170	1.5%	1.2%	1.0%	0.8%
% of FP17s Relating to Continuations	61	3,170	1.9%	1.3%	1.0%	0.9%
% of Patients satisfied with the dentistry they have received	15	16	93.8%	93.5%	93.6%	93.3%
% of Patients satisfied with the time they had to wait for an appointment	13	16	81.3%	90.3%	89.8%	88.9%

* This is based on patients treated on this contract for their most recent course of treatment. Figures in italics indicate the base number of FP17s or Patient Questionnaire responses are less than 100. N/A is shown where the base number of responses is less than 10 during the period. % is calculated as Quantity/Base number*100

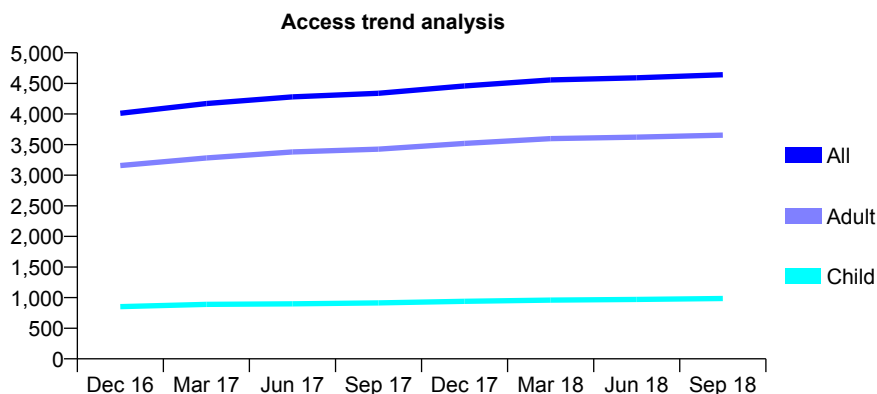
Q45 - Vital Signs At a Glance Contract Report for 131075/0001 - September 2018

Name or company name	Marlon Dental Practice
Contract type name	GDS Contract
Purpose of contract	General
Contract start date	01/09/2015
Contract end date	

18/19 Contracted general activity (UDA)	12,894
Carry forward general activity (UDA)	-251
18/19 Contracted orthodontic activity (UOA)	0
Carry forward orthodontic activity (UOA)	0
Baseline contract value	£307,475.84

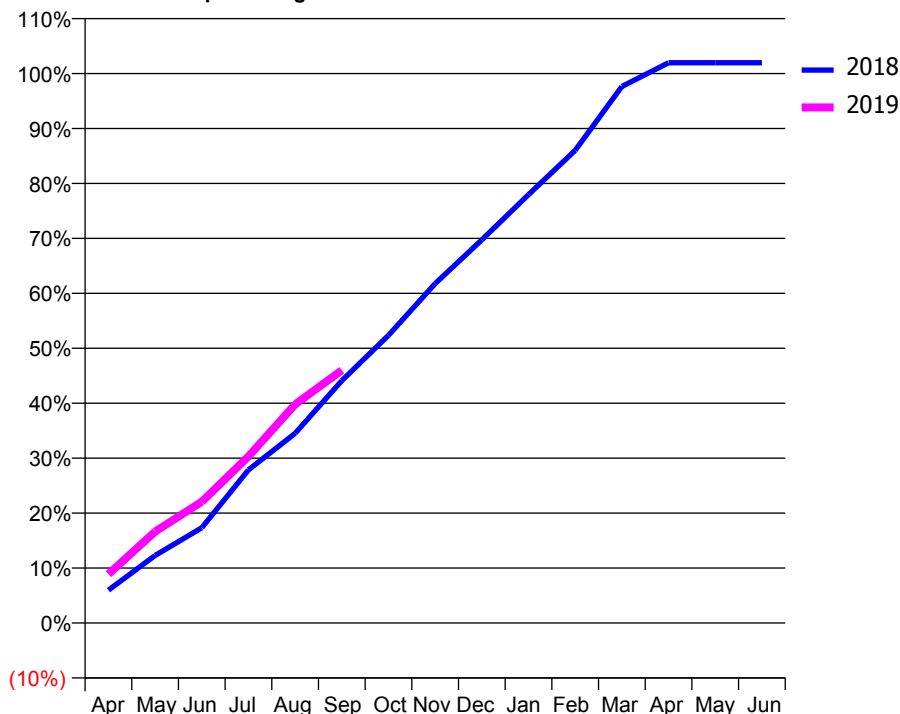
ACCESS*

Patients seen in 24 months	Total	Change since previous quarter
Quarter ending September 2017	4,339	
Quarter ending December 2017	4,458	↑
Quarter ending March 2018	4,556	↑
Quarter ending June 2018	4,592	→
Quarter ending September 2018	4,641	→
Variance since September 2017	7.0%	↑



ACTIVITY

Cumulative percentage of contracted UDA delivered 2018 & 2019



Month	Adjusted Scheduled Activity (UDA)	
	2018	2019
April	770	1,148
May	1,585	2,144
June	2,235	2,847
July	3,592	3,908
August	4,451	5,130
September	5,687	5,931
October	6,752	
November	7,965	
December	8,991	
January	10,051	
February	11,091	
March	12,591	
April	13,145	
May	13,145	
June	13,145	

QUALITY

	Quantity	Base Number	Contract	AT	Region	England
% of FP17s for the same patient ID Re-attending within 3 months - Children	69	882	7.8%	11.4%	12.2%	11.6%
% of FP17s for the same patient ID Re-attending within 3 months - Adults	365	2,992	12.2%	14.7%	15.8%	15.5%
% of FP17s for the same patient ID Re-attending between 3 & 9 months - Children	612	882	69.4%	54.5%	60.3%	58.8%
% of FP17s for the same patient ID Re-attending between 3 & 9 months - Adults	2,088	2,992	69.8%	50.5%	53.5%	51.1%
% of FP17s for Band 1 Urgent Courses	110	2,909	3.8%	8.8%	9.1%	9.0%
% of FP17s Relating to Free Repair or Replacements	40	2,909	1.4%	1.2%	1.0%	0.8%
% of FP17s Relating to Continuations	51	2,909	1.8%	1.3%	1.0%	0.9%
% of Patients satisfied with the dentistry they have received	5	5	N/A	93.5%	93.6%	93.3%
% of Patients satisfied with the time they had to wait for an appointment	5	5	N/A	90.3%	89.8%	88.9%

* This is based on patients treated on this contract for their most recent course of treatment. Figures in italics indicate the base number of FP17s or Patient Questionnaire responses are less than 100. N/A is shown where the base number of responses is less than 10 during the period. % is calculated as Quantity/Base number*100

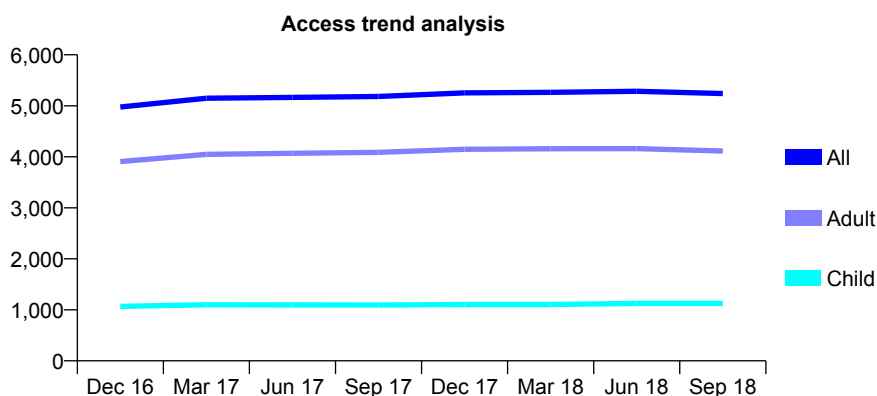
Q45 - Vital Signs At a Glance Contract Report for 131091/0003 - September 2018

Name or company name	Roseberry Dental Practice
Contract type name	GDS Contract
Purpose of contract	General and Orthodontic
Contract start date	03/05/2015
Contract end date	

18/19 Contracted general activity (UDA)	14,584
Carry forward general activity (UDA)	349
18/19 Contracted orthodontic activity (UOA)	612
Carry forward orthodontic activity (UOA)	9
Baseline contract value	£496,743.07

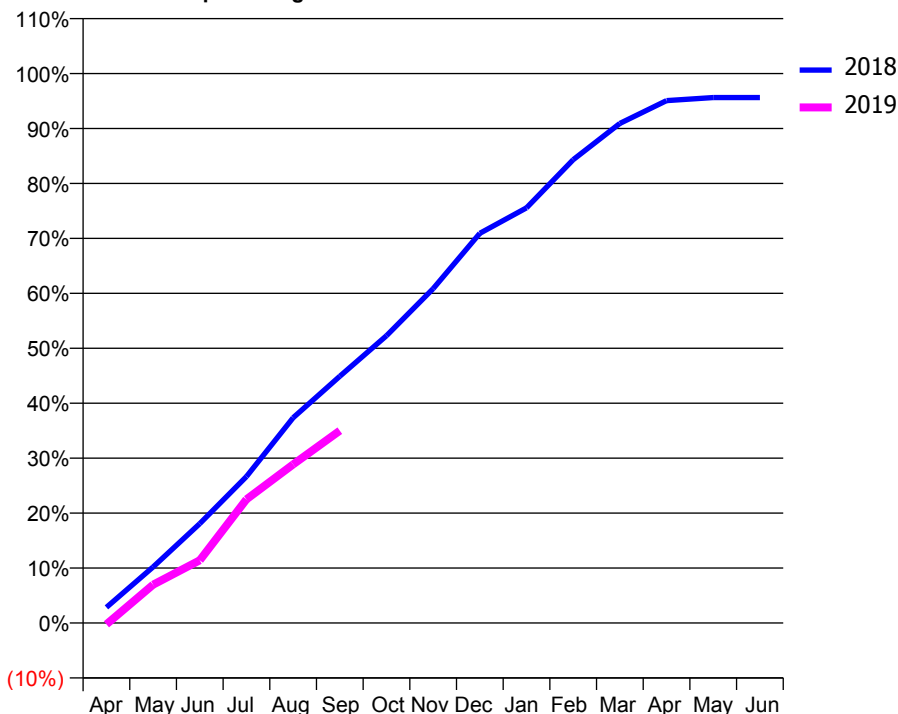
ACCESS*

Patients seen in 24 months	Total	Change since previous quarter
Quarter ending September 2017	5,182	
Quarter ending December 2017	5,253	→
Quarter ending March 2018	5,263	→
Quarter ending June 2018	5,286	→
Quarter ending September 2018	5,240	→
Variance since September 2017	1.1%	→



ACTIVITY

Cumulative percentage of contracted UDA delivered 2018 & 2019



Adjusted Scheduled Activity (UDA)

Month	2018	2019
April	417	-36
May	1,489	1,016
June	2,640	1,666
July	3,889	3,283
August	5,447	4,209
September	6,550	5,105
October	7,625	
November	8,875	
December	10,342	
January	11,018	
February	12,297	
March	13,259	
April	13,866	
May	13,947	
June	13,947	

QUALITY

	Quantity	Base Number	Contract	AT	Region	England
% of FP17s for the same patient ID Re-attending within 3 months - Children	55	767	7.2%	11.4%	12.2%	11.6%
% of FP17s for the same patient ID Re-attending within 3 months - Adults	247	2,612	9.5%	14.7%	15.8%	15.5%
% of FP17s for the same patient ID Re-attending between 3 & 9 months - Children	409	767	53.3%	54.5%	60.3%	58.8%
% of FP17s for the same patient ID Re-attending between 3 & 9 months - Adults	1,649	2,612	63.1%	50.5%	53.5%	51.1%
% of FP17s for Band 1 Urgent Courses	70	3,006	2.3%	8.8%	9.1%	9.0%
% of FP17s Relating to Free Repair or Replacements	20	3,006	0.7%	1.2%	1.0%	0.8%
% of FP17s Relating to Continuations	67	3,006	2.2%	1.3%	1.0%	0.9%
% of Patients satisfied with the dentistry they have received	9	9	N/A	93.5%	93.6%	93.3%
% of Patients satisfied with the time they had to wait for an appointment	9	9	N/A	90.3%	89.8%	88.9%

* This is based on patients treated on this contract for their most recent course of treatment. Figures in italics indicate the base number of FP17s or Patient Questionnaire responses are less than 100. N/A is shown where the base number of responses is less than 10 during the period. % is calculated as Quantity/Base number*100

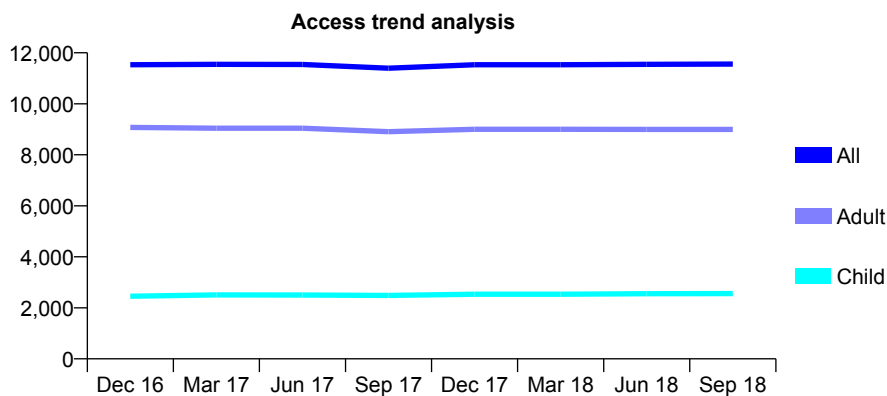
Q45 - Vital Signs At a Glance Contract Report for 144002/0001 - September 2018

Name or company name	Normanby Dental
Contract type name	GDS Contract
Purpose of contract	General
Contract start date	04/10/2014
Contract end date	

18/19 Contracted general activity (UDA)	38,100
Carry forward general activity (UDA)	0
18/19 Contracted orthodontic activity (UOA)	0
Carry forward orthodontic activity (UOA)	0
Baseline contract value	£1,127,056.64

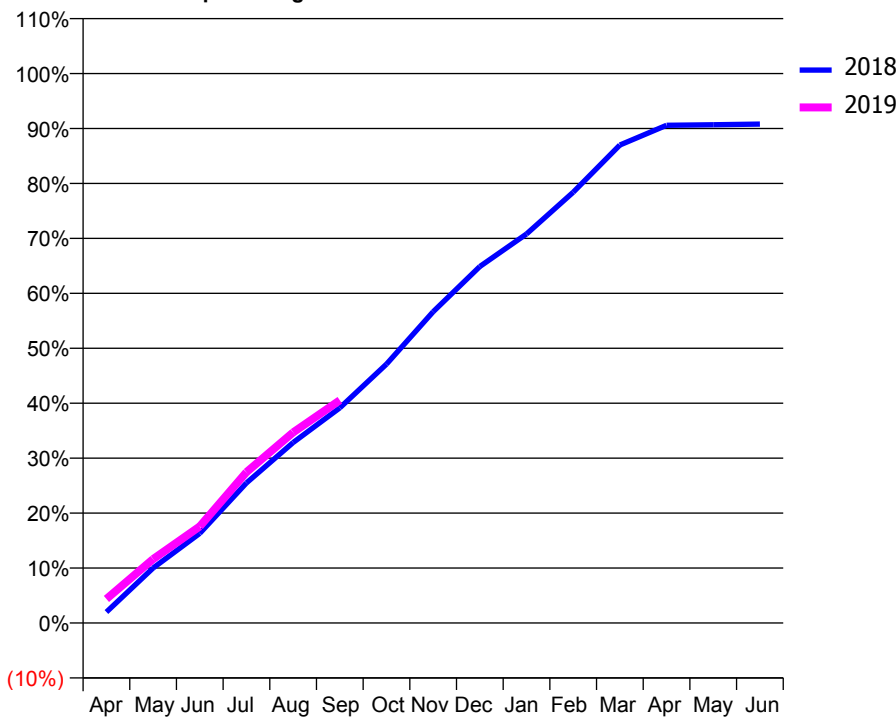
ACCESS*

Patients seen in 24 months	Total	Change since previous quarter
Quarter ending September 2017	11,395	
Quarter ending December 2017	11,532	→
Quarter ending March 2018	11,534	→
Quarter ending June 2018	11,550	→
Quarter ending September 2018	11,560	→
Variance since September 2017	1.4%	→



ACTIVITY

Cumulative percentage of contracted UDA delivered 2018 & 2019



Month	Adjusted Scheduled Activity (UDA)	
	2018	2019
April	764	1,669
May	3,817	4,436
June	6,220	6,698
July	9,710	10,458
August	12,516	13,217
September	14,916	15,448
October	17,949	
November	21,583	
December	24,719	
January	26,972	
February	29,869	
March	33,141	
April	34,510	
May	34,543	
June	34,596	

QUALITY

	Quantity	Base Number	Contract	AT	Region	England
% of FP17s for the same patient ID Re-attending within 3 months - Children	139	1,716	8.1%	11.4%	12.2%	11.6%
% of FP17s for the same patient ID Re-attending within 3 months - Adults	990	6,059	16.3%	14.7%	15.8%	15.5%
% of FP17s for the same patient ID Re-attending between 3 & 9 months - Children	841	1,716	49.0%	54.5%	60.3%	58.8%
% of FP17s for the same patient ID Re-attending between 3 & 9 months - Adults	3,083	6,059	50.9%	50.5%	53.5%	51.1%
% of FP17s for Band 1 Urgent Courses	534	7,127	7.5%	8.8%	9.1%	9.0%
% of FP17s Relating to Free Repair or Replacements	162	7,127	2.3%	1.2%	1.0%	0.8%
% of FP17s Relating to Continuations	89	7,127	1.2%	1.3%	1.0%	0.9%
% of Patients satisfied with the dentistry they have received	11	11	100.0%	93.5%	93.6%	93.3%
% of Patients satisfied with the time they had to wait for an appointment	11	11	100.0%	90.3%	89.8%	88.9%

* This is based on patients treated on this contract for their most recent course of treatment. Figures in italics indicate the base number of FP17s or Patient Questionnaire responses are less than 100. N/A is shown where the base number of responses is less than 10 during the period. % is calculated as Quantity/Base number*100

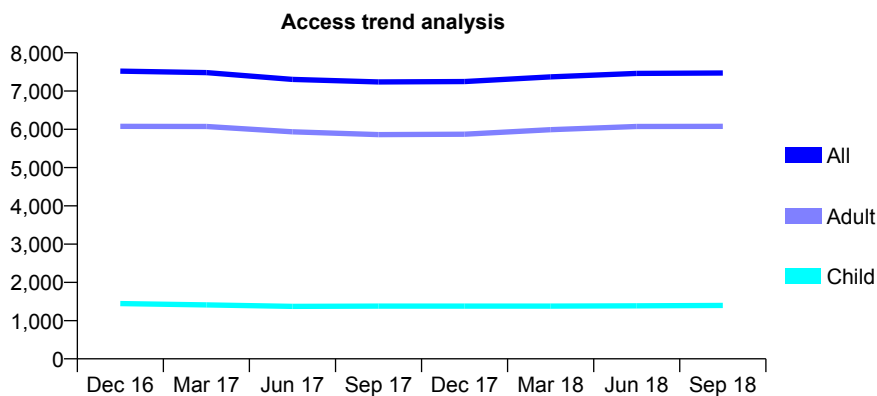
Q45 - Vital Signs At a Glance Contract Report for 148725/0001 - September 2018

Name or company name	The Castle Dental Practice Ltd.
Contract type name	GDS Contract
Purpose of contract	General
Contract start date	01/04/2009
Contract end date	

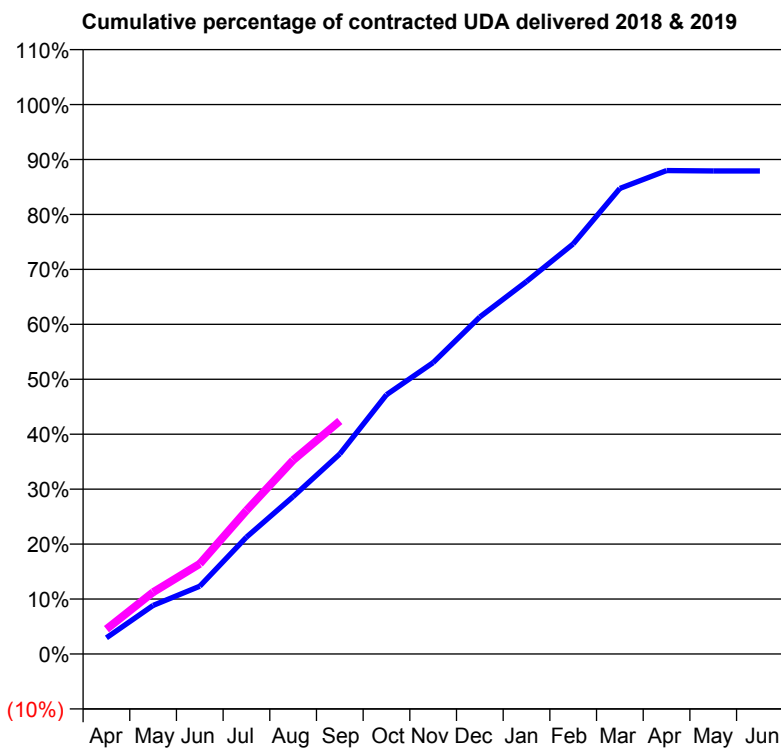
18/19 Contracted general activity (UDA)	24,521
Carry forward general activity (UDA)	0
18/19 Contracted orthodontic activity (UOA)	0
Carry forward orthodontic activity (UOA)	0
Baseline contract value	£718,434.88

ACCESS*

Patients seen in 24 months	Total	Change since previous quarter
Quarter ending September 2017	7,240	
Quarter ending December 2017	7,250	→
Quarter ending March 2018	7,372	→
Quarter ending June 2018	7,461	→
Quarter ending September 2018	7,471	→
Variance since September 2017	3.2%	↑



ACTIVITY



Month	Adjusted Scheduled Activity (UDA)	
	2018	2019
April	724	1,108
May	2,169	2,757
June	3,028	4,023
July	5,215	6,404
August	7,027	8,647
September	8,926	10,396
October	11,572	
November	13,003	
December	15,037	
January	16,625	
February	18,298	
March	20,774	
April	21,573	
May	21,553	
June	21,553	

QUALITY

	Quantity	Base Number	Contract	AT	Region	England
% of FP17s for the same patient ID Re-attending within 3 months - Children	70	1,135	6.2%	11.4%	12.2%	11.6%
% of FP17s for the same patient ID Re-attending within 3 months - Adults	539	4,623	11.7%	14.7%	15.8%	15.5%
% of FP17s for the same patient ID Re-attending between 3 & 9 months - Children	734	1,135	64.7%	54.5%	60.3%	58.8%
% of FP17s for the same patient ID Re-attending between 3 & 9 months - Adults	2,742	4,623	59.3%	50.5%	53.5%	51.1%
% of FP17s for Band 1 Urgent Courses	221	5,368	4.1%	8.8%	9.1%	9.0%
% of FP17s Relating to Free Repair or Replacements	115	5,368	2.1%	1.2%	1.0%	0.8%
% of FP17s Relating to Continuations	102	5,368	1.9%	1.3%	1.0%	0.9%
% of Patients satisfied with the dentistry they have received	4	4	N/A	93.5%	93.6%	93.3%
% of Patients satisfied with the time they had to wait for an appointment	4	4	N/A	90.3%	89.8%	88.9%

* This is based on patients treated on this contract for their most recent course of treatment. Figures in italics indicate the base number of FP17s or Patient Questionnaire responses are less than 100. N/A is shown where the base number of responses is less than 10 during the period. % is calculated as Quantity/Base number*100

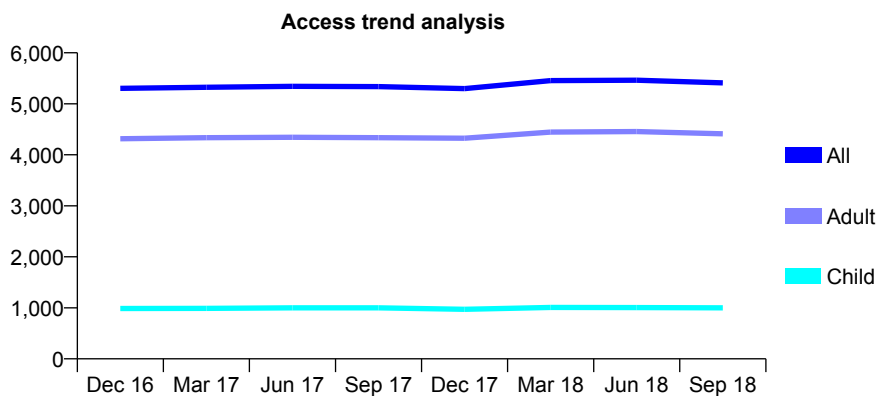
Q45 - Vital Signs At a Glance Contract Report for 155586/0001 - September 2018

Name or company name	Duke Street Dental Practice
Contract type name	GDS Contract
Purpose of contract	General
Contract start date	01/07/2013
Contract end date	

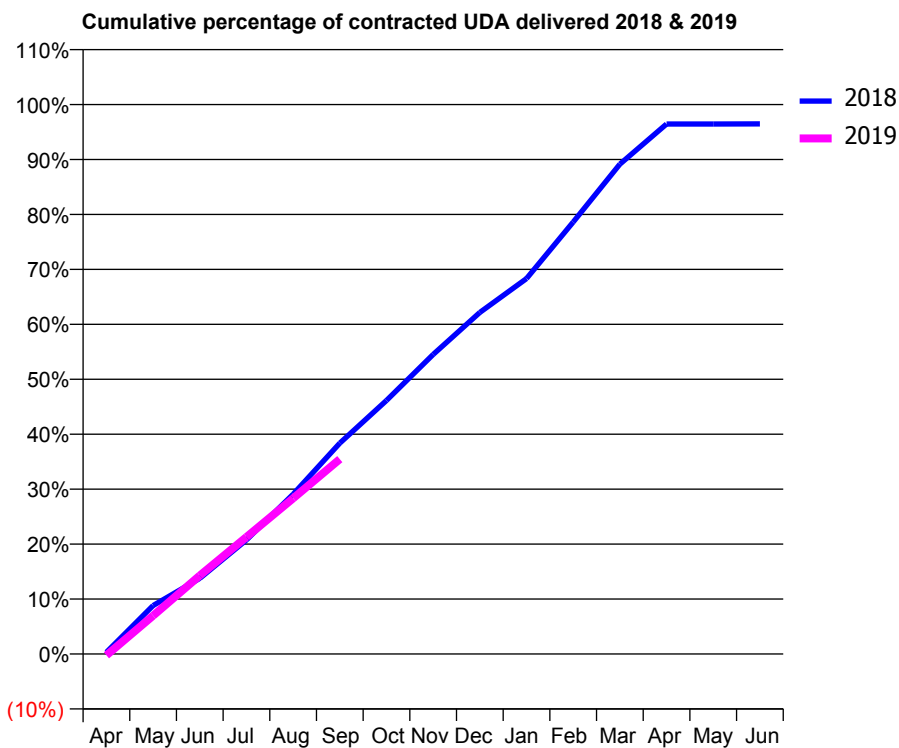
18/19 Contracted general activity (UDA)	18,637
Carry forward general activity (UDA)	659
18/19 Contracted orthodontic activity (UOA)	0
Carry forward orthodontic activity (UOA)	0
Baseline contract value	£513,226.72

ACCESS*

Patients seen in 24 months	Total	Change since previous quarter
Quarter ending September 2017	5,336	
Quarter ending December 2017	5,297	→
Quarter ending March 2018	5,456	↑
Quarter ending June 2018	5,462	→
Quarter ending September 2018	5,410	→
Variance since September 2017	1.4%	→



ACTIVITY



Month	Adjusted Scheduled Activity (UDA)	
	2018	2019
April	62	-46
May	1,644	1,301
June	2,569	2,663
July	3,869	3,969
August	5,421	5,282
September	7,154	6,610
October	8,599	
November	10,159	
December	11,587	
January	12,735	
February	14,652	
March	16,613	
April	17,977	
May	17,977	
June	17,978	

QUALITY

	Quantity	Base Number	Contract	AT	Region	England
% of FP17s for the same patient ID Re-attending within 3 months - Children	40	796	5.0%	11.4%	12.2%	11.6%
% of FP17s for the same patient ID Re-attending within 3 months - Adults	682	3,919	17.4%	14.7%	15.8%	15.5%
% of FP17s for the same patient ID Re-attending between 3 & 9 months - Children	553	796	69.5%	54.5%	60.3%	58.8%
% of FP17s for the same patient ID Re-attending between 3 & 9 months - Adults	2,685	3,919	68.5%	50.5%	53.5%	51.1%
% of FP17s for Band 1 Urgent Courses	551	4,154	13.3%	8.8%	9.1%	9.0%
% of FP17s Relating to Free Repair or Replacements	37	4,154	0.9%	1.2%	1.0%	0.8%
% of FP17s Relating to Continuations	47	4,154	1.1%	1.3%	1.0%	0.9%
% of Patients satisfied with the dentistry they have received	11	12	91.7%	93.5%	93.6%	93.3%
% of Patients satisfied with the time they had to wait for an appointment	11	12	91.7%	90.3%	89.8%	88.9%

* This is based on patients treated on this contract for their most recent course of treatment. Figures in italics indicate the base number of FP17s or Patient Questionnaire responses are less than 100. N/A is shown where the base number of responses is less than 10 during the period. % is calculated as Quantity/Base number*100

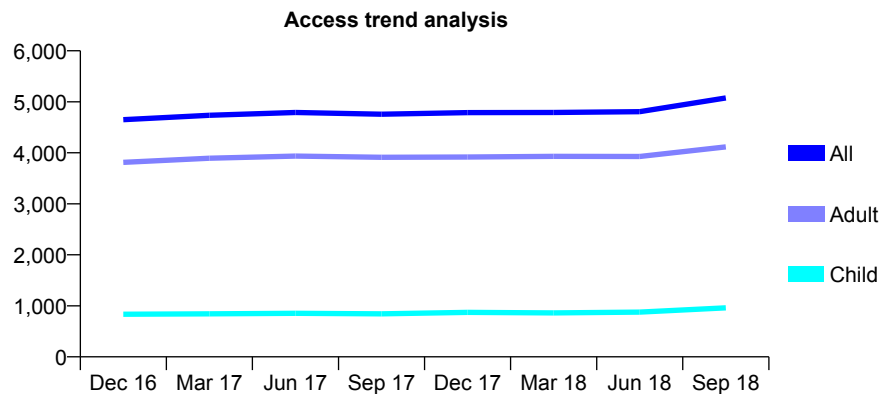
Q45 - Vital Signs At a Glance Contract Report for 157775/0001 - September 2018

Name or company name	Mr Devanand Isukapatla
Contract type name	GDS Contract
Purpose of contract	General
Contract start date	22/05/2015
Contract end date	

18/19 Contracted general activity (UDA)	17,605
Carry forward general activity (UDA)	0
18/19 Contracted orthodontic activity (UOA)	0
Carry forward orthodontic activity (UOA)	0
Baseline contract value	£376,638.88

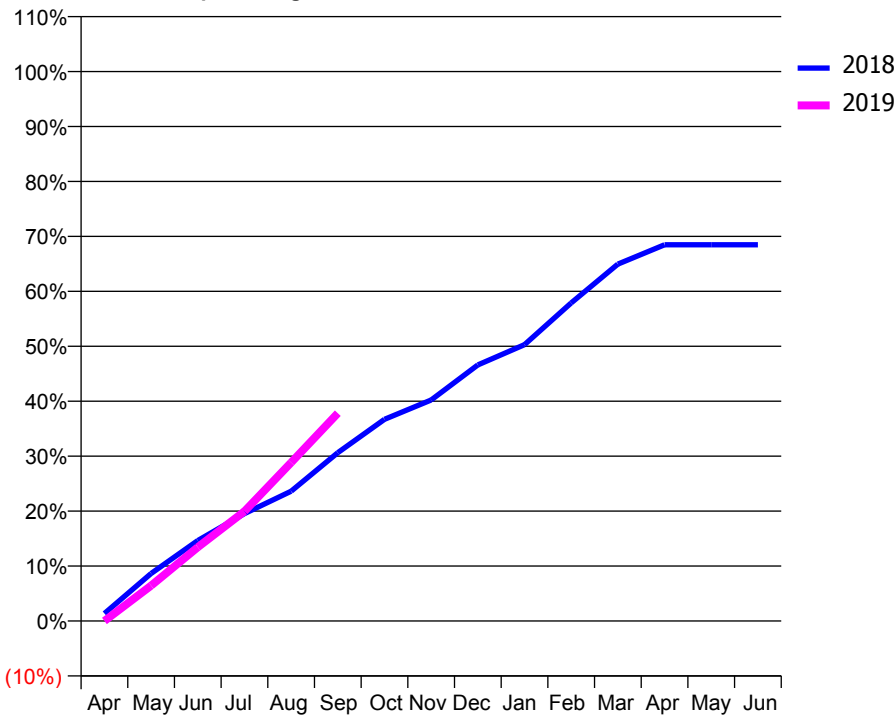
ACCESS*

Patients seen in 24 months	Total	Change since previous quarter
Quarter ending September 2017	4,757	
Quarter ending December 2017	4,789	→
Quarter ending March 2018	4,792	→
Quarter ending June 2018	4,806	→
Quarter ending September 2018	5,076	↑
Variance since September 2017	6.7%	↑



ACTIVITY

Cumulative percentage of contracted UDA delivered 2018 & 2019



Adjusted Scheduled Activity (UDA)		
Month	2018	2019
April	241	0
May	1,523	1,136
June	2,577	2,365
July	3,442	3,514
August	4,157	5,077
September	5,392	6,660
October	6,462	
November	7,081	
December	8,205	
January	8,855	
February	10,191	
March	11,435	
April	12,053	
May	12,053	
June	12,053	

QUALITY

	Quantity	Base Number	Contract	AT	Region	England
% of FP17s for the same patient ID Re-attending within 3 months - Children	54	730	7.4%	11.4%	12.2%	11.6%
% of FP17s for the same patient ID Re-attending within 3 months - Adults	376	3,098	12.1%	14.7%	15.8%	15.5%
% of FP17s for the same patient ID Re-attending between 3 & 9 months - Children	374	730	51.2%	54.5%	60.3%	58.8%
% of FP17s for the same patient ID Re-attending between 3 & 9 months - Adults	1,785	3,098	57.6%	50.5%	53.5%	51.1%
% of FP17s for Band 1 Urgent Courses	213	3,483	6.1%	8.8%	9.1%	9.0%
% of FP17s Relating to Free Repair or Replacements	39	3,483	1.1%	1.2%	1.0%	0.8%
% of FP17s Relating to Continuations	64	3,483	1.8%	1.3%	1.0%	0.9%
% of Patients satisfied with the dentistry they have received	12	13	92.3%	93.5%	93.6%	93.3%
% of Patients satisfied with the time they had to wait for an appointment	11	13	84.6%	90.3%	89.8%	88.9%

* This is based on patients treated on this contract for their most recent course of treatment. Figures in italics indicate the base number of FP17s or Patient Questionnaire responses are less than 100. N/A is shown where the base number of responses is less than 10 during the period. % is calculated as Quantity/Base number*100

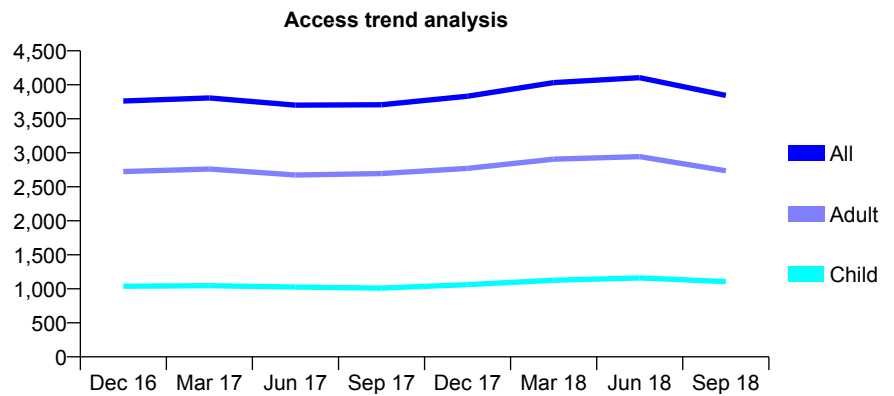
Q45 - Vital Signs At a Glance Contract Report for 158836/0001 - September 2018

Name or company name	The Grainger Stockton, Birtley and Stanley
Contract type name	GDS Contract
Purpose of contract	General
Contract start date	01/02/2014
Contract end date	

18/19 Contracted general activity (UDA)	12,000
Carry forward general activity (UDA)	428
18/19 Contracted orthodontic activity (UOA)	0
Carry forward orthodontic activity (UOA)	0
Baseline contract value	£286,365.23

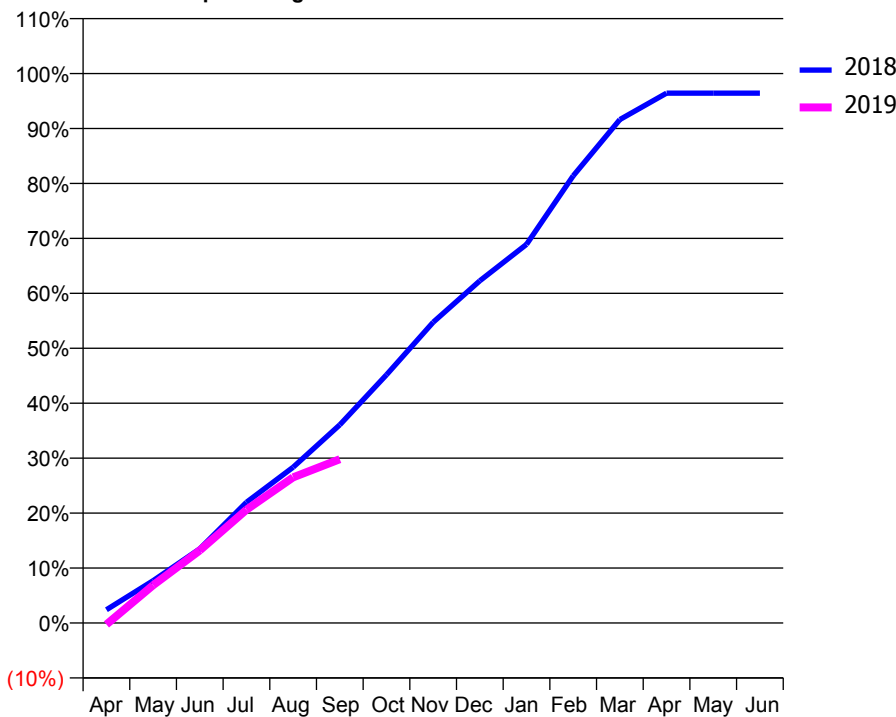
ACCESS*

Patients seen in 24 months	Total	Change since previous quarter
Quarter ending September 2017	3,706	
Quarter ending December 2017	3,833	↑
Quarter ending March 2018	4,032	↑
Quarter ending June 2018	4,104	→
Quarter ending September 2018	3,844	↓
Variance since September 2017	3.7%	↑



ACTIVITY

Cumulative percentage of contracted UDA delivered 2018 & 2019



Month	Adjusted Scheduled Activity (UDA)	
	2018	2019
April	289	-33
May	924	825
June	1,621	1,587
July	2,638	2,475
August	3,403	3,181
September	4,329	3,576
October	5,420	
November	6,568	
December	7,474	
January	8,267	
February	9,764	
March	10,995	
April	11,572	
May	11,572	
June	11,572	

QUALITY

	Quantity	Base Number	Contract	AT	Region	England
% of FP17s for the same patient ID Re-attending within 3 months - Children	42	486	8.6%	11.4%	12.2%	11.6%
% of FP17s for the same patient ID Re-attending within 3 months - Adults	123	1,158	10.6%	14.7%	15.8%	15.5%
% of FP17s for the same patient ID Re-attending between 3 & 9 months - Children	178	486	36.6%	54.5%	60.3%	58.8%
% of FP17s for the same patient ID Re-attending between 3 & 9 months - Adults	445	1,158	38.4%	50.5%	53.5%	51.1%
% of FP17s for Band 1 Urgent Courses	171	1,465	11.7%	8.8%	9.1%	9.0%
% of FP17s Relating to Free Repair or Replacements	5	1,465	0.3%	1.2%	1.0%	0.8%
% of FP17s Relating to Continuations	20	1,465	1.4%	1.3%	1.0%	0.9%
% of Patients satisfied with the dentistry they have received	0	1	N/A	93.5%	93.6%	93.3%
% of Patients satisfied with the time they had to wait for an appointment	1	1	N/A	90.3%	89.8%	88.9%

* This is based on patients treated on this contract for their most recent course of treatment. Figures in italics indicate the base number of FP17s or Patient Questionnaire responses are less than 100. N/A is shown where the base number of responses is less than 10 during the period. % is calculated as Quantity/Base number*100

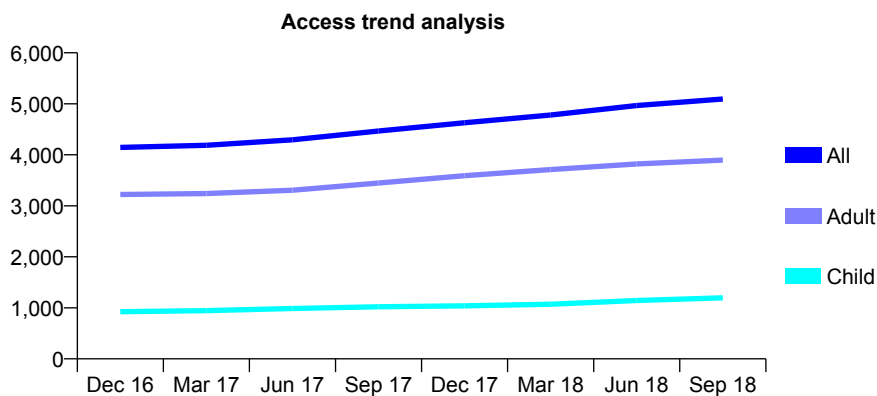
Q45 - Vital Signs At a Glance Contract Report for 166685/0001 - September 2018

Name or company name	Castle Dene Dental Surgery
Contract type name	GDS Contract
Purpose of contract	General
Contract start date	01/04/2009
Contract end date	

18/19 Contracted general activity (UDA)	14,400
Carry forward general activity (UDA)	-27
18/19 Contracted orthodontic activity (UOA)	0
Carry forward orthodontic activity (UOA)	0
Baseline contract value	£402,335.80

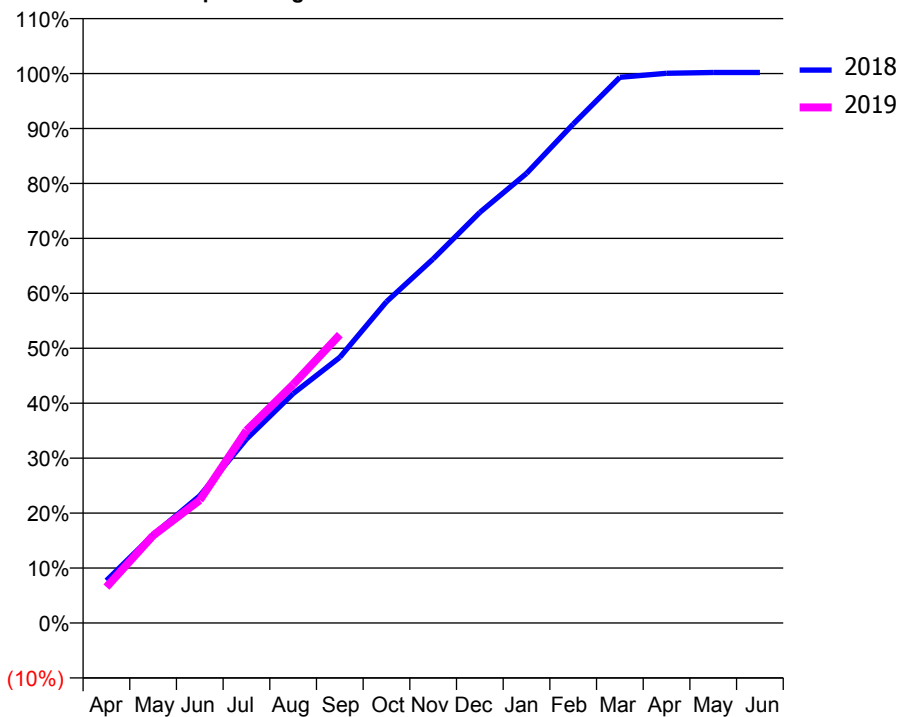
ACCESS*

Patients seen in 24 months	Total	Change since previous quarter
Quarter ending September 2017	4,466	
Quarter ending December 2017	4,628	↑
Quarter ending March 2018	4,780	↑
Quarter ending June 2018	4,965	↑
Quarter ending September 2018	5,093	↑
Variance since September 2017	14.0%	↑



ACTIVITY

Cumulative percentage of contracted UDA delivered 2018 & 2019



Month	Adjusted Scheduled Activity (UDA)	
	2018	2019
April	1,112	942
May	2,312	2,294
June	3,336	3,219
July	4,821	5,045
August	6,011	6,250
September	6,961	7,558
October	8,419	
November	9,540	
December	10,761	
January	11,780	
February	13,076	
March	14,301	
April	14,407	
May	14,426	
June	14,427	

QUALITY

	Quantity	Base Number	Contract	AT	Region	England
% of FP17s for the same patient ID Re-attending within 3 months - Children	28	723	3.9%	11.4%	12.2%	11.6%
% of FP17s for the same patient ID Re-attending within 3 months - Adults	313	2,131	14.7%	14.7%	15.8%	15.5%
% of FP17s for the same patient ID Re-attending between 3 & 9 months - Children	253	723	35.0%	54.5%	60.3%	58.8%
% of FP17s for the same patient ID Re-attending between 3 & 9 months - Adults	622	2,131	29.2%	50.5%	53.5%	51.1%
% of FP17s for Band 1 Urgent Courses	337	2,800	12.0%	8.8%	9.1%	9.0%
% of FP17s Relating to Free Repair or Replacements	28	2,800	1.0%	1.2%	1.0%	0.8%
% of FP17s Relating to Continuations	29	2,800	1.0%	1.3%	1.0%	0.9%
% of Patients satisfied with the dentistry they have received	5	5	N/A	93.5%	93.6%	93.3%
% of Patients satisfied with the time they had to wait for an appointment	5	5	N/A	90.3%	89.8%	88.9%

* This is based on patients treated on this contract for their most recent course of treatment. Figures in italics indicate the base number of FP17s or Patient Questionnaire responses are less than 100. N/A is shown where the base number of responses is less than 10 during the period. % is calculated as Quantity/Base number*100

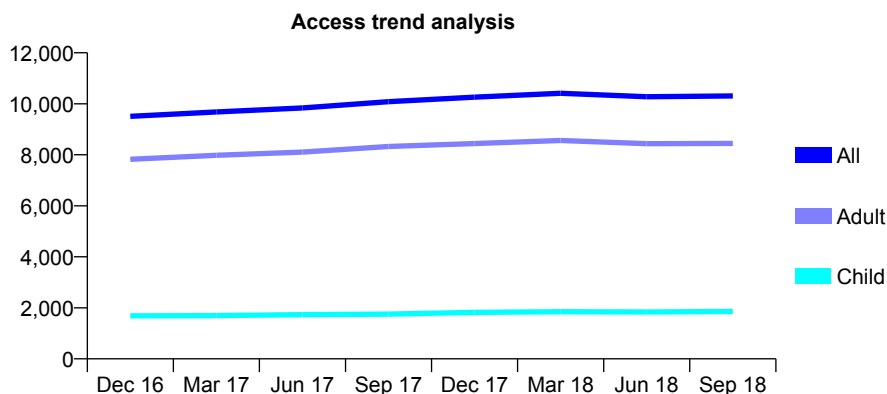
Q45 - Vital Signs At a Glance Contract Report for 170526/0001 - September 2018

Name or company name	Framwellgate Dental Surgery Limited
Contract type name	GDS Contract
Purpose of contract	General
Contract start date	01/04/2012
Contract end date	

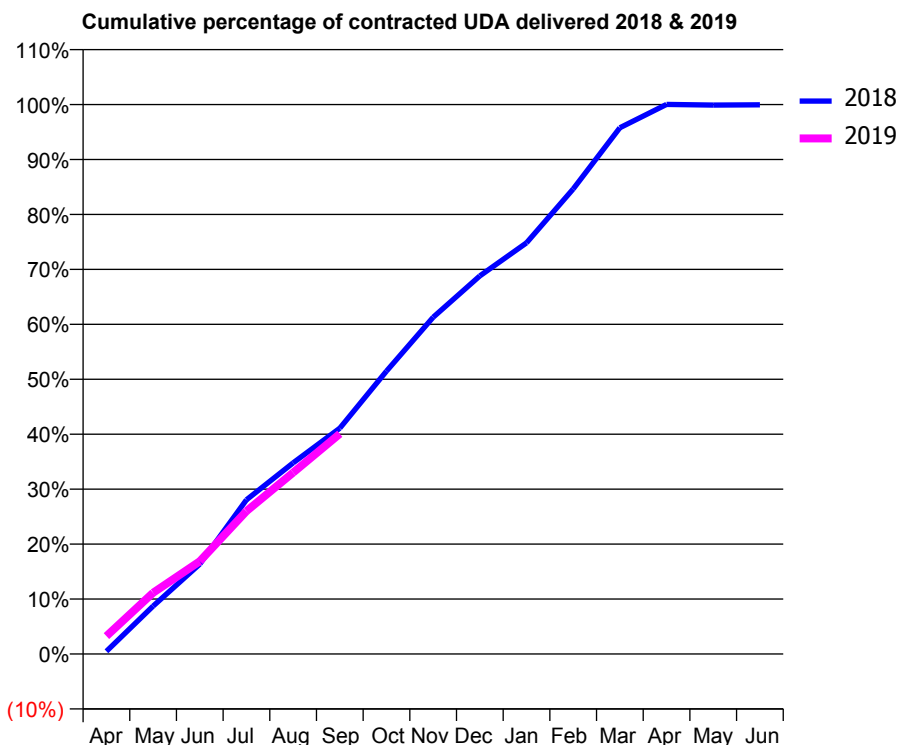
18/19 Contracted general activity (UDA)	21,656
Carry forward general activity (UDA)	10
18/19 Contracted orthodontic activity (UOA)	0
Carry forward orthodontic activity (UOA)	0
Baseline contract value	£538,756.04

ACCESS*

Patients seen in 24 months	Total	Change since previous quarter
Quarter ending September 2017	10,084	
Quarter ending December 2017	10,264	→
Quarter ending March 2018	10,411	→
Quarter ending June 2018	10,275	↓
Quarter ending September 2018	10,308	→
Variance since September 2017	2.2%	↑



ACTIVITY



Adjusted Scheduled Activity (UDA)		
Month	2018	2019
April	106	709
May	1,888	2,414
June	3,544	3,655
July	6,078	5,632
August	7,533	7,150
September	8,897	8,677
October	11,149	
November	13,273	
December	14,900	
January	16,202	
February	18,326	
March	20,739	
April	21,659	
May	21,635	
June	21,646	

QUALITY

	Quantity	Base Number	Contract	AT	Region	England
% of FP17s for the same patient ID Re-attending within 3 months - Children	145	1,360	10.7%	11.4%	12.2%	11.6%
% of FP17s for the same patient ID Re-attending within 3 months - Adults	655	4,279	15.3%	14.7%	15.8%	15.5%
% of FP17s for the same patient ID Re-attending between 3 & 9 months - Children	738	1,360	54.3%	54.5%	60.3%	58.8%
% of FP17s for the same patient ID Re-attending between 3 & 9 months - Adults	1,679	4,279	39.2%	50.5%	53.5%	51.1%
% of FP17s for Band 1 Urgent Courses	588	4,310	13.6%	8.8%	9.1%	9.0%
% of FP17s Relating to Free Repair or Replacements	21	4,310	0.5%	1.2%	1.0%	0.8%
% of FP17s Relating to Continuations	43	4,310	1.0%	1.3%	1.0%	0.9%
% of Patients satisfied with the dentistry they have received	14	15	93.3%	93.5%	93.6%	93.3%
% of Patients satisfied with the time they had to wait for an appointment	13	15	86.7%	90.3%	89.8%	88.9%

* This is based on patients treated on this contract for their most recent course of treatment. Figures in italics indicate the base number of FP17s or Patient Questionnaire responses are less than 100. N/A is shown where the base number of responses is less than 10 during the period. % is calculated as Quantity/Base number*100

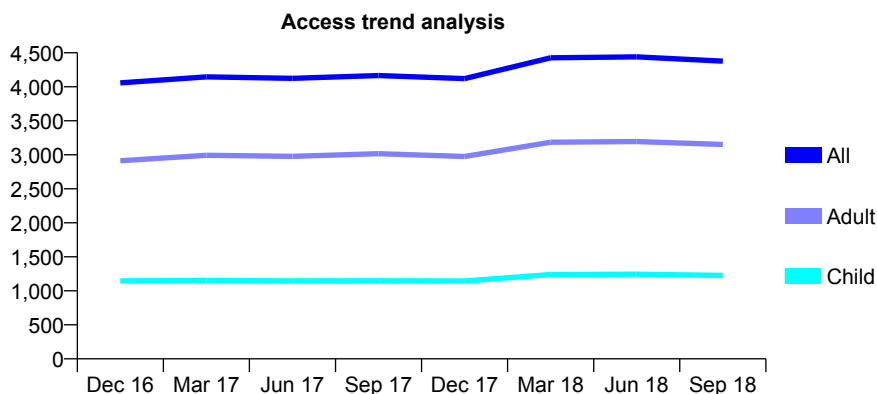
Q45 - Vital Signs At a Glance Contract Report for 171565/0001 - September 2018

Name or company name	Hardwick Dental Practice
Contract type name	GDS Contract
Purpose of contract	General and Orthodontic
Contract start date	01/05/2014
Contract end date	

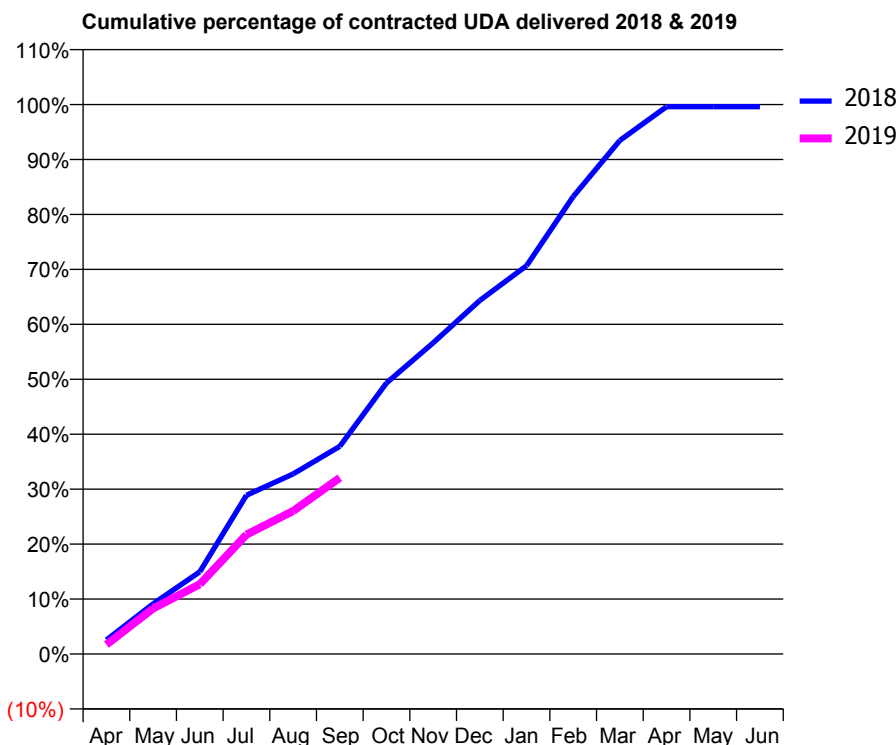
18/19 Contracted general activity (UDA)	14,766
Carry forward general activity (UDA)	0
18/19 Contracted orthodontic activity (UOA)	0
Carry forward orthodontic activity (UOA)	0
Baseline contract value	£387,445.99

ACCESS*

Patients seen in 24 months	Total	Change since previous quarter
Quarter ending September 2017	4,165	
Quarter ending December 2017	4,120	↓
Quarter ending March 2018	4,426	↑
Quarter ending June 2018	4,440	→
Quarter ending September 2018	4,377	↓
Variance since September 2017	5.1%	↑



ACTIVITY



Month	Adjusted Scheduled Activity (UDA)	
	2018	2019
April	351	251
May	1,258	1,225
June	2,061	1,876
July	3,976	3,209
August	4,512	3,843
September	5,203	4,736
October	6,790	
November	7,797	
December	8,856	
January	9,727	
February	11,460	
March	12,866	
April	13,711	
May	13,711	
June	13,711	

QUALITY

	Quantity	Base Number	Contract	AT	Region	England
% of FP17s for the same patient ID Re-attending within 3 months - Children	48	625	7.7%	11.4%	12.2%	11.6%
% of FP17s for the same patient ID Re-attending within 3 months - Adults	288	1,720	16.7%	14.7%	15.8%	15.5%
% of FP17s for the same patient ID Re-attending between 3 & 9 months - Children	271	625	43.4%	54.5%	60.3%	58.8%
% of FP17s for the same patient ID Re-attending between 3 & 9 months - Adults	686	1,720	39.9%	50.5%	53.5%	51.1%
% of FP17s for Band 1 Urgent Courses	294	2,065	14.2%	8.8%	9.1%	9.0%
% of FP17s Relating to Free Repair or Replacements	24	2,065	1.2%	1.2%	1.0%	0.8%
% of FP17s Relating to Continuations	26	2,065	1.3%	1.3%	1.0%	0.9%
% of Patients satisfied with the dentistry they have received	7	7	N/A	93.5%	93.6%	93.3%
% of Patients satisfied with the time they had to wait for an appointment	6	7	N/A	90.3%	89.8%	88.9%

* This is based on patients treated on this contract for their most recent course of treatment. Figures in italics indicate the base number of FP17s or Patient Questionnaire responses are less than 100. N/A is shown where the base number of responses is less than 10 during the period. % is calculated as Quantity/Base number*100

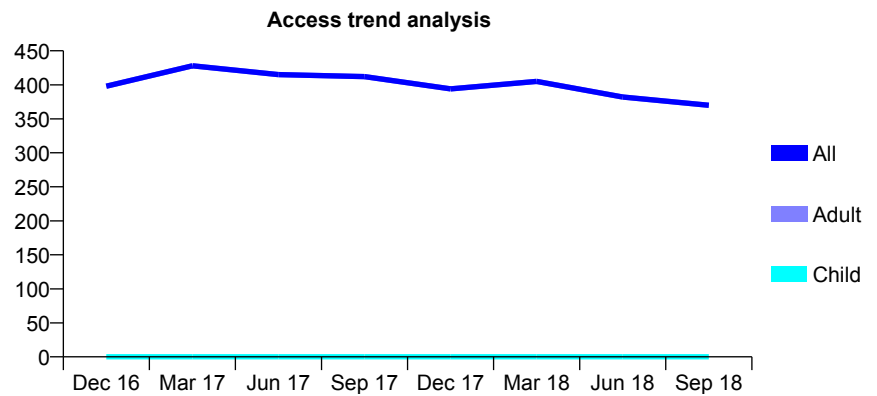
Q45 - Vital Signs At a Glance Contract Report for 171565/0002 - September 2018

Name or company name	Hardwick Dental Practice
Contract type name	PDS Contract
Purpose of contract	General
Contract start date	01/05/2014
Contract end date	31/03/2020

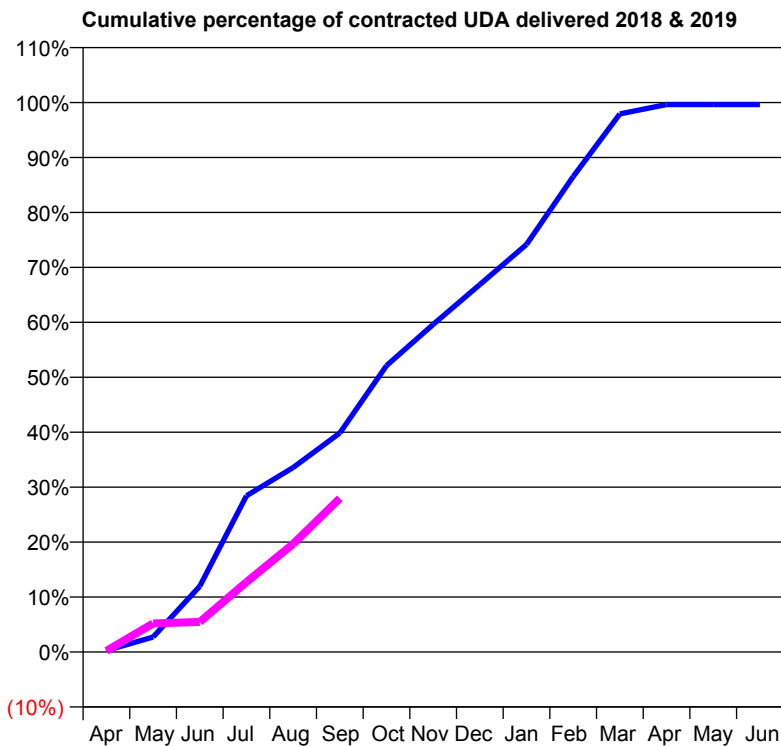
18/19 Contracted general activity (UDA)	1,464
Carry forward general activity (UDA)	0
18/19 Contracted orthodontic activity (UOA)	0
Carry forward orthodontic activity (UOA)	0
Baseline contract value	£46,160.59

ACCESS*

Patients seen in 24 months	Total	Change since previous quarter
Quarter ending September 2017	412	
Quarter ending December 2017	394	↓
Quarter ending March 2018	405	↑
Quarter ending June 2018	382	↓
Quarter ending September 2018	370	↓
Variance since September 2017	(10.2%)	↓



ACTIVITY



Month	Adjusted Scheduled Activity (UDA)	
	2018	2019
April	4	3
May	40	76
June	175	80
July	416	186
August	491	288
September	583	410
October	763	
November	873	
December	979	
January	1,086	
February	1,267	
March	1,434	
April	1,459	
May	1,459	
June	1,459	

QUALITY

	Quantity	Base Number	Contract	AT	Region	England
% of FP17s for the same patient ID Re-attending within 3 months - Children	0	0	N/A	11.4%	12.2%	11.6%
% of FP17s for the same patient ID Re-attending within 3 months - Adults	10	132	7.6%	14.7%	15.8%	15.5%
% of FP17s for the same patient ID Re-attending between 3 & 9 months - Children	0	0	N/A	54.5%	60.3%	58.8%
% of FP17s for the same patient ID Re-attending between 3 & 9 months - Adults	26	132	19.7%	50.5%	53.5%	51.1%
% of FP17s for Band 1 Urgent Courses	23	129	17.8%	8.8%	9.1%	9.0%
% of FP17s Relating to Free Repair or Replacements	0	129	0.0%	1.2%	1.0%	0.8%
% of FP17s Relating to Continuations	1	129	0.8%	1.3%	1.0%	0.9%
% of Patients satisfied with the dentistry they have received	1	1	N/A	93.5%	93.6%	93.3%
% of Patients satisfied with the time they had to wait for an appointment	1	1	N/A	90.3%	89.8%	88.9%

* This is based on patients treated on this contract for their most recent course of treatment. Figures in italics indicate the base number of FP17s or Patient Questionnaire responses are less than 100. N/A is shown where the base number of responses is less than 10 during the period. % is calculated as Quantity/Base number*100

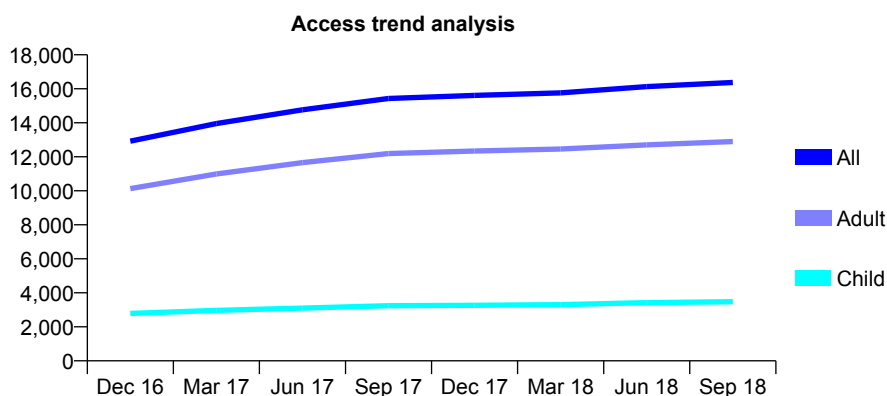
Q45 - Vital Signs At a Glance Contract Report for 172596/0001 - September 2018

Name or company name	Front Street Dental Practice Partnership
Contract type name	GDS Contract
Purpose of contract	General
Contract start date	01/11/2015
Contract end date	

18/19 Contracted general activity (UDA)	50,056
Carry forward general activity (UDA)	0
18/19 Contracted orthodontic activity (UOA)	0
Carry forward orthodontic activity (UOA)	0
Baseline contract value	£1,559,531.82

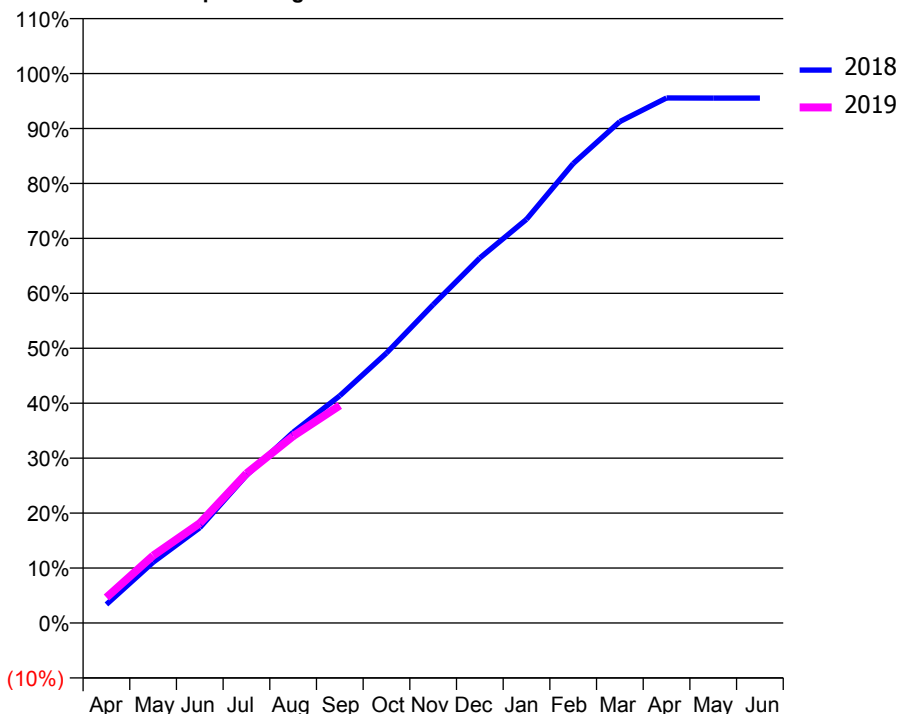
ACCESS*

Patients seen in 24 months	Total	Change since previous quarter
Quarter ending September 2017	15,432	
Quarter ending December 2017	15,612	→
Quarter ending March 2018	15,762	→
Quarter ending June 2018	16,128	↑
Quarter ending September 2018	16,375	→
Variance since September 2017	6.1%	↑



ACTIVITY

Cumulative percentage of contracted UDA delivered 2018 & 2019



Month	Adjusted Scheduled Activity (UDA)	
	2018	2019
April	1,475	2,321
May	4,803	6,145
June	7,539	9,094
July	11,678	13,624
August	15,088	17,021
September	17,980	19,822
October	21,349	
November	25,176	
December	28,868	
January	31,930	
February	36,333	
March	39,652	
April	41,526	
May	41,511	
June	41,508	

QUALITY

	Quantity	Base Number	Contract	AT	Region	England
% of FP17s for the same patient ID Re-attending within 3 months - Children	102	2,474	4.1%	11.4%	12.2%	11.6%
% of FP17s for the same patient ID Re-attending within 3 months - Adults	1,025	8,708	11.8%	14.7%	15.8%	15.5%
% of FP17s for the same patient ID Re-attending between 3 & 9 months - Children	1,316	2,474	53.2%	54.5%	60.3%	58.8%
% of FP17s for the same patient ID Re-attending between 3 & 9 months - Adults	3,831	8,708	44.0%	50.5%	53.5%	51.1%
% of FP17s for Band 1 Urgent Courses	983	9,700	10.1%	8.8%	9.1%	9.0%
% of FP17s Relating to Free Repair or Replacements	121	9,700	1.2%	1.2%	1.0%	0.8%
% of FP17s Relating to Continuations	118	9,700	1.2%	1.3%	1.0%	0.9%
% of Patients satisfied with the dentistry they have received	15	17	88.2%	93.5%	93.6%	93.3%
% of Patients satisfied with the time they had to wait for an appointment	16	17	94.1%	90.3%	89.8%	88.9%

* This is based on patients treated on this contract for their most recent course of treatment. Figures in italics indicate the base number of FP17s or Patient Questionnaire responses are less than 100. N/A is shown where the base number of responses is less than 10 during the period. % is calculated as Quantity/Base number*100

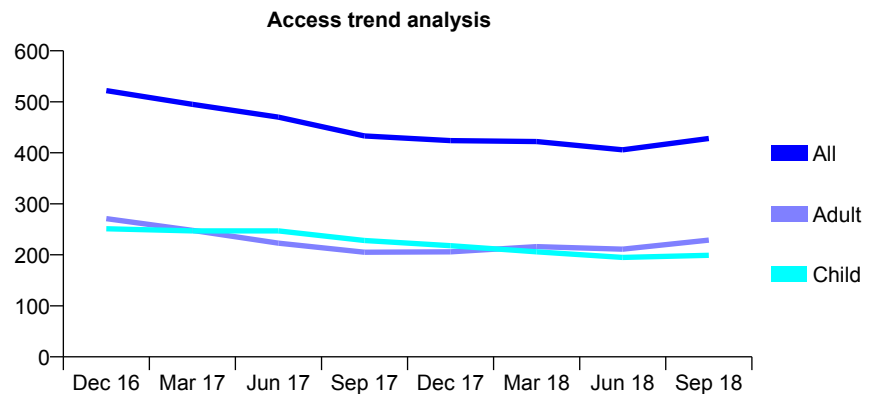
Q45 - Vital Signs At a Glance Contract Report for 174858/0001 - September 2018

Name or company name	Yarm Road Dental Practice
Contract type name	GDS Contract
Purpose of contract	General
Contract start date	01/01/2015
Contract end date	

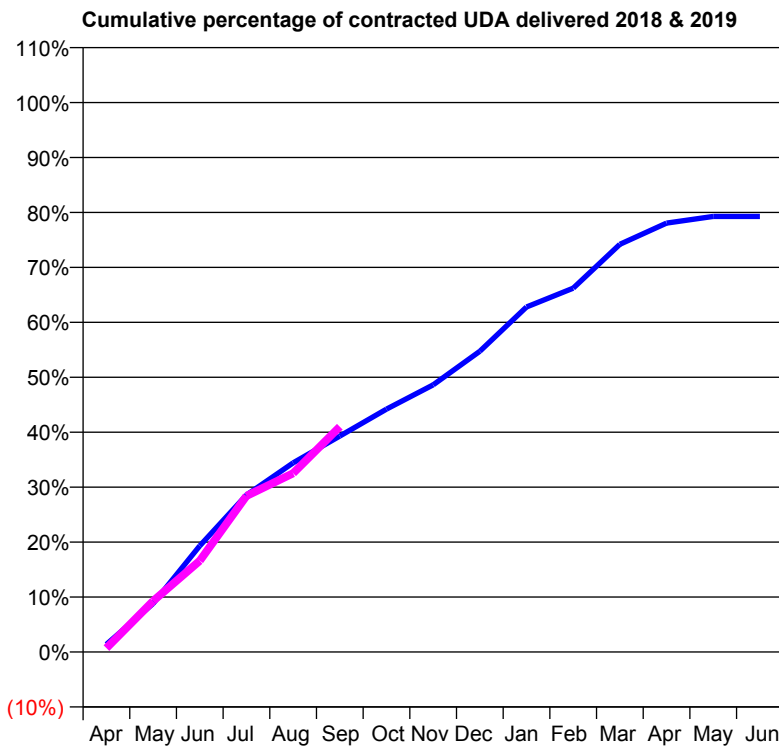
18/19 Contracted general activity (UDA)	1,300
Carry forward general activity (UDA)	0
18/19 Contracted orthodontic activity (UOA)	0
Carry forward orthodontic activity (UOA)	0
Baseline contract value	£23,568.16

ACCESS*

Patients seen in 24 months	Total	Change since previous quarter
Quarter ending September 2017	433	
Quarter ending December 2017	424	↓
Quarter ending March 2018	422	→
Quarter ending June 2018	406	↓
Quarter ending September 2018	428	↑
Variance since September 2017	(1.2%)	↓



ACTIVITY



Adjusted Scheduled Activity (UDA)		
Month	2018	2019
April	18	9
May	115	121
June	251	216
July	372	369
August	447	423
September	511	533
October	575	
November	632	
December	712	
January	816	
February	861	
March	964	
April	1,015	
May	1,031	
June	1,031	

QUALITY

	Quantity	Base Number	Contract	AT	Region	England
% of FP17s for the same patient ID Re-attending within 3 months - Children	9	161	5.6%	11.4%	12.2%	11.6%
% of FP17s for the same patient ID Re-attending within 3 months - Adults	23	143	16.1%	14.7%	15.8%	15.5%
% of FP17s for the same patient ID Re-attending between 3 & 9 months - Children	114	161	70.8%	54.5%	60.3%	58.8%
% of FP17s for the same patient ID Re-attending between 3 & 9 months - Adults	66	143	46.2%	50.5%	53.5%	51.1%
% of FP17s for Band 1 Urgent Courses	20	276	7.2%	8.8%	9.1%	9.0%
% of FP17s Relating to Free Repair or Replacements	0	276	0.0%	1.2%	1.0%	0.8%
% of FP17s Relating to Continuations	0	276	0.0%	1.3%	1.0%	0.9%
% of Patients satisfied with the dentistry they have received	0	0	N/A	93.5%	93.6%	93.3%
% of Patients satisfied with the time they had to wait for an appointment	0	0	N/A	90.3%	89.8%	88.9%

* This is based on patients treated on this contract for their most recent course of treatment. Figures in italics indicate the base number of FP17s or Patient Questionnaire responses are less than 100. N/A is shown where the base number of responses is less than 10 during the period. % is calculated as Quantity/Base number*100

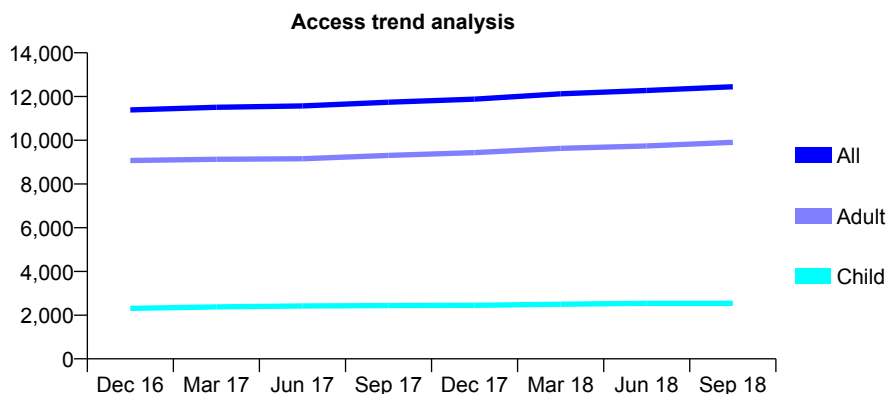
Q45 - Vital Signs At a Glance Contract Report for 176486/0001 - September 2018

Name or company name	Ridgway Dental Ltd.
Contract type name	GDS Contract
Purpose of contract	General
Contract start date	01/04/2009
Contract end date	

18/19 Contracted general activity (UDA)	35,659
Carry forward general activity (UDA)	0
18/19 Contracted orthodontic activity (UOA)	0
Carry forward orthodontic activity (UOA)	0
Baseline contract value	£917,781.84

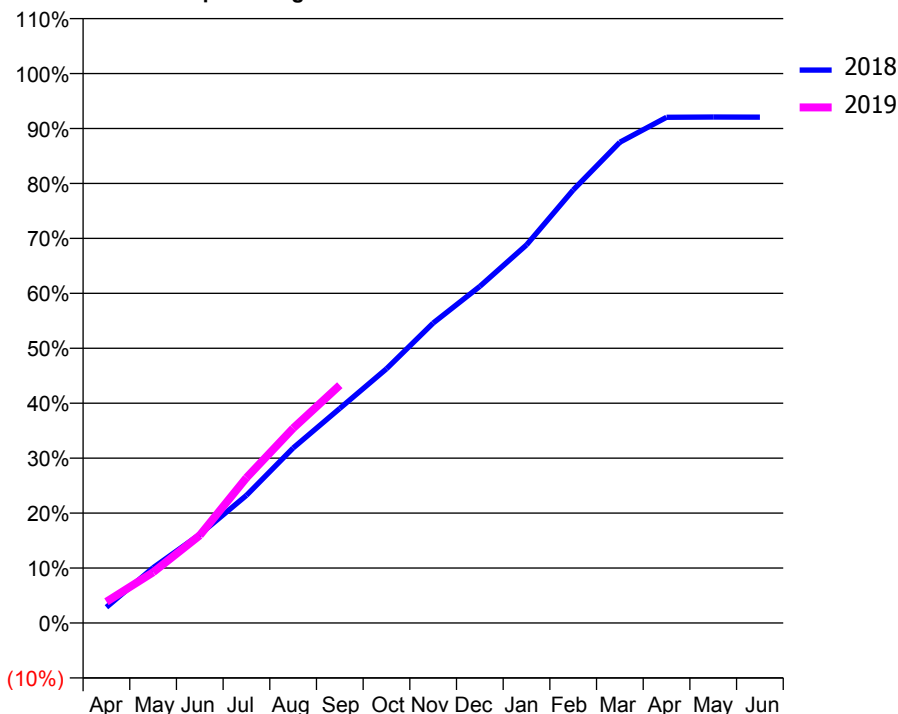
ACCESS*

Patients seen in 24 months	Total	Change since previous quarter
Quarter ending September 2017	11,742	
Quarter ending December 2017	11,880	→
Quarter ending March 2018	12,122	↑
Quarter ending June 2018	12,277	→
Quarter ending September 2018	12,447	→
Variance since September 2017	6.0%	↑



ACTIVITY

Cumulative percentage of contracted UDA delivered 2018 & 2019



Month	Adjusted Scheduled Activity (UDA)	
	2018	2019
April	1,025	1,377
May	3,588	3,291
June	5,749	5,689
July	8,283	9,429
August	11,356	12,638
September	13,929	15,436
October	16,495	
November	19,466	
December	21,849	
January	24,539	
February	28,101	
March	31,202	
April	32,814	
May	32,834	
June	32,830	

QUALITY

	Quantity	Base Number	Contract	AT	Region	England
% of FP17s for the same patient ID Re-attending within 3 months - Children	101	1,617	6.2%	11.4%	12.2%	11.6%
% of FP17s for the same patient ID Re-attending within 3 months - Adults	792	6,509	12.2%	14.7%	15.8%	15.5%
% of FP17s for the same patient ID Re-attending between 3 & 9 months - Children	678	1,617	41.9%	54.5%	60.3%	58.8%
% of FP17s for the same patient ID Re-attending between 3 & 9 months - Adults	3,203	6,509	49.2%	50.5%	53.5%	51.1%
% of FP17s for Band 1 Urgent Courses	455	7,531	6.0%	8.8%	9.1%	9.0%
% of FP17s Relating to Free Repair or Replacements	70	7,531	0.9%	1.2%	1.0%	0.8%
% of FP17s Relating to Continuations	148	7,531	2.0%	1.3%	1.0%	0.9%
% of Patients satisfied with the dentistry they have received	15	15	100.0%	93.5%	93.6%	93.3%
% of Patients satisfied with the time they had to wait for an appointment	15	15	100.0%	90.3%	89.8%	88.9%

* This is based on patients treated on this contract for their most recent course of treatment. Figures in italics indicate the base number of FP17s or Patient Questionnaire responses are less than 100. N/A is shown where the base number of responses is less than 10 during the period. % is calculated as Quantity/Base number*100

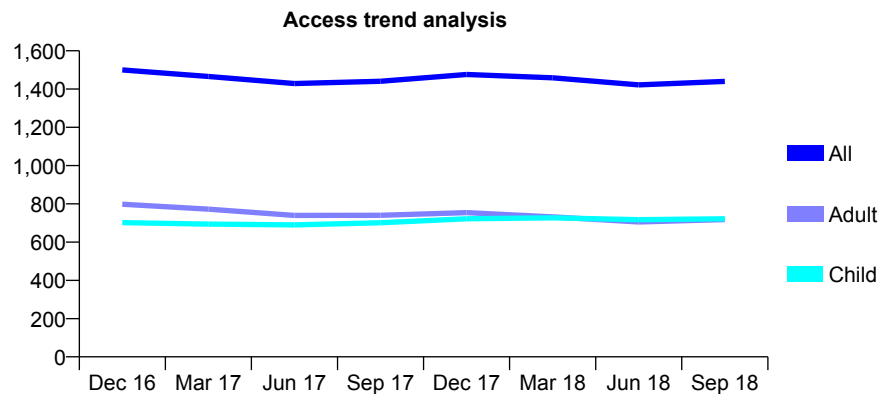
Q45 - Vital Signs At a Glance Contract Report for 176737/0001 - September 2018

Name or company name	Springs Dental Practice
Contract type name	GDS Contract
Purpose of contract	General
Contract start date	17/10/2013
Contract end date	

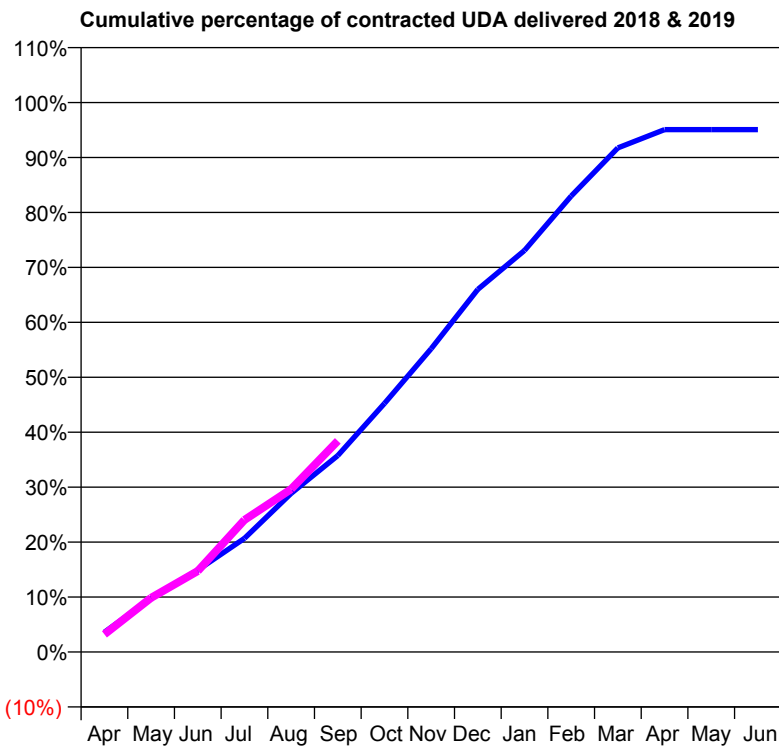
18/19 Contracted general activity (UDA)	5,000
Carry forward general activity (UDA)	-65
18/19 Contracted orthodontic activity (UOA)	0
Carry forward orthodontic activity (UOA)	0
Baseline contract value	£106,969.29

ACCESS*

Patients seen in 24 months	Total	Change since previous quarter
Quarter ending September 2017	1,441	
Quarter ending December 2017	1,476	↑
Quarter ending March 2018	1,459	↓
Quarter ending June 2018	1,422	↓
Quarter ending September 2018	1,440	→
Variance since September 2017	(0.1%)	→



ACTIVITY



Month	Adjusted Scheduled Activity (UDA)	
	2018	2019
April	180	160
May	488	493
June	745	737
July	1,034	1,202
August	1,443	1,482
September	1,788	1,921
October	2,262	
November	2,760	
December	3,300	
January	3,653	
February	4,149	
March	4,587	
April	4,753	
May	4,753	
June	4,753	

QUALITY

	Quantity	Base Number	Contract	AT	Region	England
% of FP17s for the same patient ID Re-attending within 3 months - Children	47	492	9.6%	11.4%	12.2%	11.6%
% of FP17s for the same patient ID Re-attending within 3 months - Adults	62	336	18.5%	14.7%	15.8%	15.5%
% of FP17s for the same patient ID Re-attending between 3 & 9 months - Children	267	492	54.3%	54.5%	60.3%	58.8%
% of FP17s for the same patient ID Re-attending between 3 & 9 months - Adults	146	336	43.5%	50.5%	53.5%	51.1%
% of FP17s for Band 1 Urgent Courses	52	767	6.8%	8.8%	9.1%	9.0%
% of FP17s Relating to Free Repair or Replacements	0	767	0.0%	1.2%	1.0%	0.8%
% of FP17s Relating to Continuations	1	767	0.1%	1.3%	1.0%	0.9%
% of Patients satisfied with the dentistry they have received	0	1	N/A	93.5%	93.6%	93.3%
% of Patients satisfied with the time they had to wait for an appointment	0	1	N/A	90.3%	89.8%	88.9%

* This is based on patients treated on this contract for their most recent course of treatment. Figures in italics indicate the base number of FP17s or Patient Questionnaire responses are less than 100. N/A is shown where the base number of responses is less than 10 during the period. % is calculated as Quantity/Base number*100

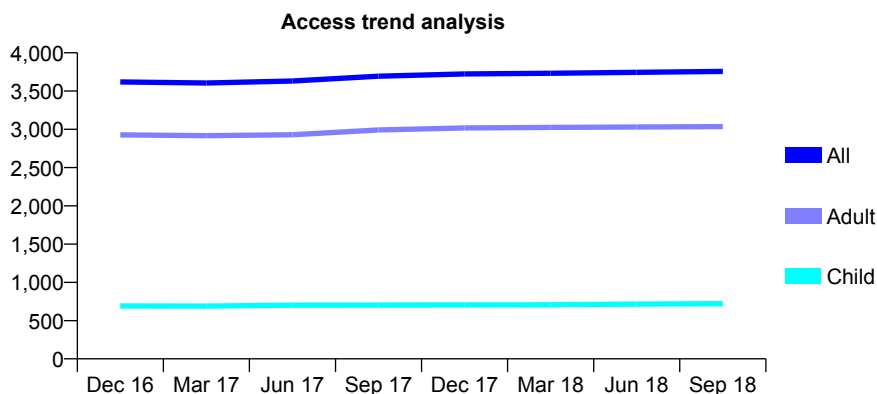
Q45 - Vital Signs At a Glance Contract Report for 177229/0001 - September 2018

Name or company name	Bishop Auckland Partnership
Contract type name	GDS Contract
Purpose of contract	General
Contract start date	01/07/2013
Contract end date	

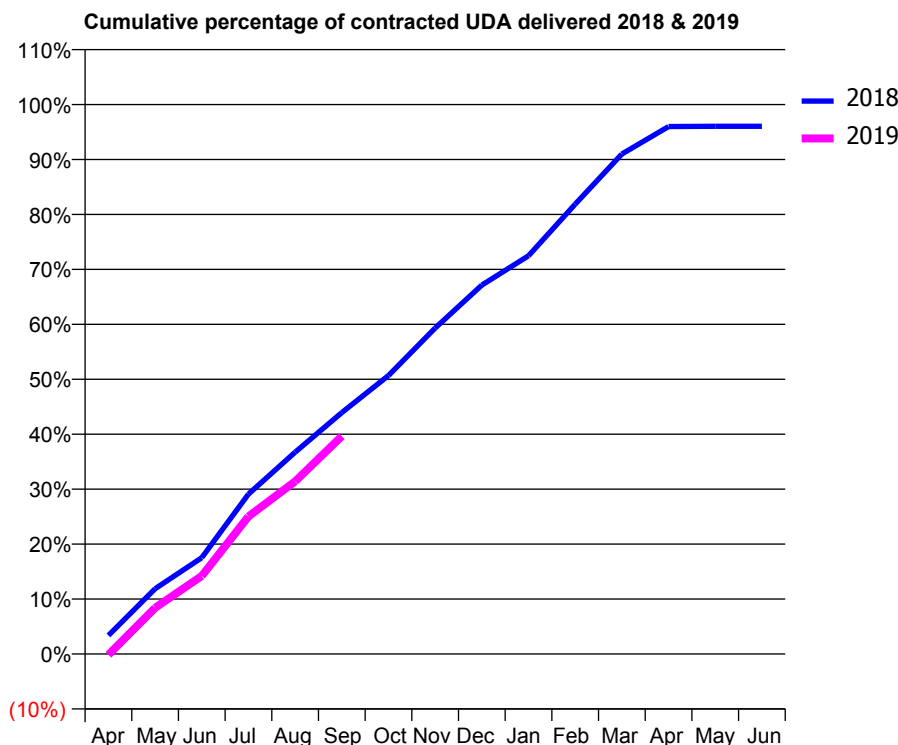
18/19 Contracted general activity (UDA)	13,273
Carry forward general activity (UDA)	527
18/19 Contracted orthodontic activity (UOA)	0
Carry forward orthodontic activity (UOA)	0
Baseline contract value	£305,446.22

ACCESS*

Patients seen in 24 months	Total	Change since previous quarter
Quarter ending September 2017	3,694	
Quarter ending December 2017	3,723	→
Quarter ending March 2018	3,732	→
Quarter ending June 2018	3,745	→
Quarter ending September 2018	3,756	→
Variance since September 2017	1.7%	→



ACTIVITY



Month	Adjusted Scheduled Activity (UDA)	
	2018	2019
April	449	-19
May	1,576	1,115
June	2,328	1,885
July	3,865	3,324
August	4,875	4,171
September	5,831	5,261
October	6,726	
November	7,874	
December	8,911	
January	9,619	
February	10,867	
March	12,077	
April	12,742	
May	12,747	
June	12,746	

QUALITY

	Quantity	Base Number	Contract	AT	Region	England
% of FP17s for the same patient ID Re-attending within 3 months - Children	63	598	10.5%	11.4%	12.2%	11.6%
% of FP17s for the same patient ID Re-attending within 3 months - Adults	480	2,471	19.4%	14.7%	15.8%	15.5%
% of FP17s for the same patient ID Re-attending between 3 & 9 months - Children	348	598	58.2%	54.5%	60.3%	58.8%
% of FP17s for the same patient ID Re-attending between 3 & 9 months - Adults	1,342	2,471	54.3%	50.5%	53.5%	51.1%
% of FP17s for Band 1 Urgent Courses	348	2,695	12.9%	8.8%	9.1%	9.0%
% of FP17s Relating to Free Repair or Replacements	38	2,695	1.4%	1.2%	1.0%	0.8%
% of FP17s Relating to Continuations	41	2,695	1.5%	1.3%	1.0%	0.9%
% of Patients satisfied with the dentistry they have received	5	6	N/A	93.5%	93.6%	93.3%
% of Patients satisfied with the time they had to wait for an appointment	6	6	N/A	90.3%	89.8%	88.9%

* This is based on patients treated on this contract for their most recent course of treatment. Figures in italics indicate the base number of FP17s or Patient Questionnaire responses are less than 100. N/A is shown where the base number of responses is less than 10 during the period. % is calculated as Quantity/Base number*100

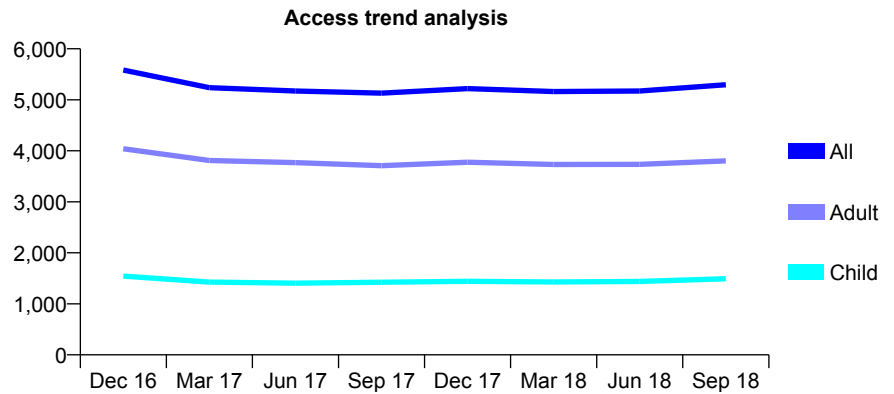
Q45 - Vital Signs At a Glance Contract Report for 177334/0001 - September 2018

Name or company name	Ingleby Meadow Dental Practice Partnershi
Contract type name	GDS Contract
Purpose of contract	General
Contract start date	04/03/2015
Contract end date	

18/19 Contracted general activity (UDA)	14,808
Carry forward general activity (UDA)	-122
18/19 Contracted orthodontic activity (UOA)	0
Carry forward orthodontic activity (UOA)	0
Baseline contract value	£386,871.11

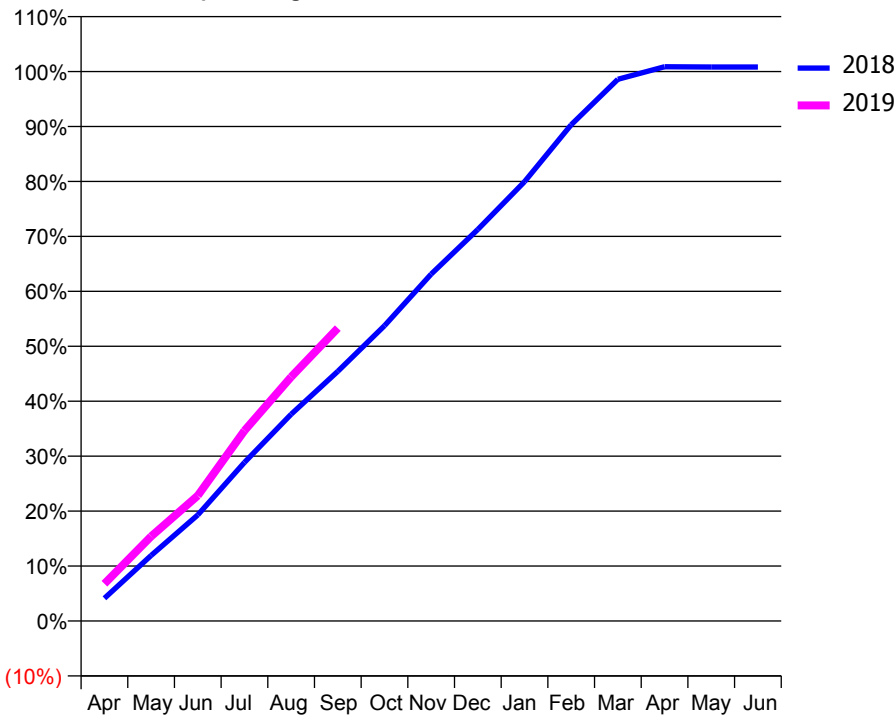
ACCESS*

Patients seen in 24 months	Total	Change since previous quarter
Quarter ending September 2017	5,132	
Quarter ending December 2017	5,220	→
Quarter ending March 2018	5,162	↓
Quarter ending June 2018	5,173	→
Quarter ending September 2018	5,295	↑
Variance since September 2017	3.2%	↑



ACTIVITY

Cumulative percentage of contracted UDA delivered 2018 & 2019



Month	Adjusted Scheduled Activity (UDA)	
	2018	2019
April	613	1,004
May	1,767	2,280
June	2,858	3,379
July	4,275	5,130
August	5,571	6,579
September	6,730	7,893
October	7,956	
November	9,350	
December	10,553	
January	11,838	
February	13,372	
March	14,598	
April	14,936	
May	14,930	
June	14,930	

QUALITY

	Quantity	Base Number	Contract	AT	Region	England
% of FP17s for the same patient ID Re-attending within 3 months - Children	64	1,226	5.2%	11.4%	12.2%	11.6%
% of FP17s for the same patient ID Re-attending within 3 months - Adults	349	2,806	12.4%	14.7%	15.8%	15.5%
% of FP17s for the same patient ID Re-attending between 3 & 9 months - Children	701	1,226	57.2%	54.5%	60.3%	58.8%
% of FP17s for the same patient ID Re-attending between 3 & 9 months - Adults	1,403	2,806	50.0%	50.5%	53.5%	51.1%
% of FP17s for Band 1 Urgent Courses	259	3,846	6.7%	8.8%	9.1%	9.0%
% of FP17s Relating to Free Repair or Replacements	57	3,846	1.5%	1.2%	1.0%	0.8%
% of FP17s Relating to Continuations	58	3,846	1.5%	1.3%	1.0%	0.9%
% of Patients satisfied with the dentistry they have received	5	5	N/A	93.5%	93.6%	93.3%
% of Patients satisfied with the time they had to wait for an appointment	4	5	N/A	90.3%	89.8%	88.9%

* This is based on patients treated on this contract for their most recent course of treatment. Figures in italics indicate the base number of FP17s or Patient Questionnaire responses are less than 100. N/A is shown where the base number of responses is less than 10 during the period. % is calculated as Quantity/Base number*100

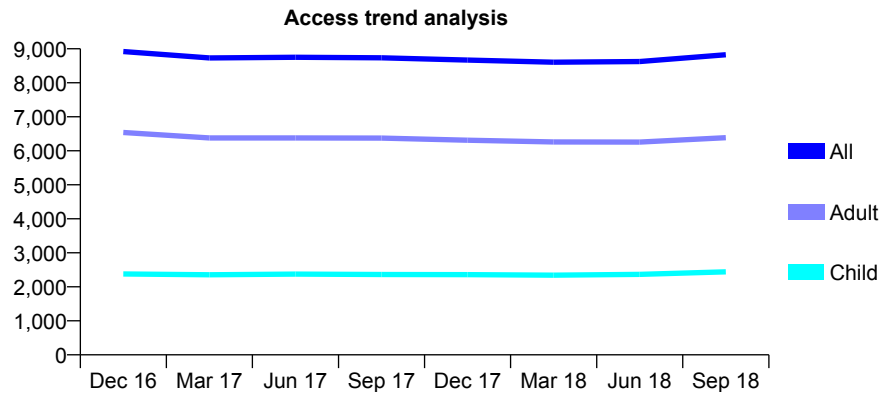
Q45 - Vital Signs At a Glance Contract Report for 179523/0002 - September 2018

Name or company name	Jeyarajan Dental Care Ltd.
Contract type name	GDS Contract
Purpose of contract	General
Contract start date	01/04/2009
Contract end date	

18/19 Contracted general activity (UDA)	24,500
Carry forward general activity (UDA)	-490
18/19 Contracted orthodontic activity (UOA)	0
Carry forward orthodontic activity (UOA)	0
Baseline contract value	£710,356.31

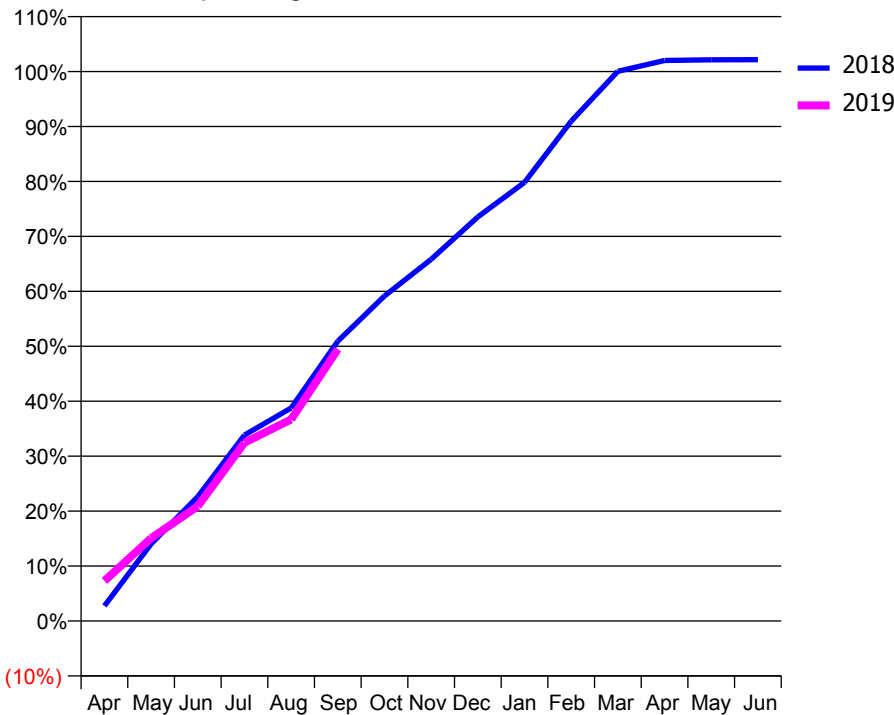
ACCESS*

Patients seen in 24 months	Total	Change since previous quarter
Quarter ending September 2017	8,737	
Quarter ending December 2017	8,670	→
Quarter ending March 2018	8,606	→
Quarter ending June 2018	8,626	→
Quarter ending September 2018	8,827	↑
Variance since September 2017	1.0%	→



ACTIVITY

Cumulative percentage of contracted UDA delivered 2018 & 2019



Month	Adjusted Scheduled Activity (UDA)	
	2018	2019
April	672	1,785
May	3,438	3,698
June	5,546	5,119
July	8,293	7,953
August	9,496	8,984
September	12,478	12,119
October	14,494	
November	16,125	
December	18,020	
January	19,560	
February	22,288	
March	24,510	
April	24,994	
May	25,022	
June	25,025	

QUALITY

	Quantity	Base Number	Contract	AT	Region	England
% of FP17s for the same patient ID Re-attending within 3 months - Children	77	1,414	5.4%	11.4%	12.2%	11.6%
% of FP17s for the same patient ID Re-attending within 3 months - Adults	458	3,694	12.4%	14.7%	15.8%	15.5%
% of FP17s for the same patient ID Re-attending between 3 & 9 months - Children	558	1,414	39.5%	54.5%	60.3%	58.8%
% of FP17s for the same patient ID Re-attending between 3 & 9 months - Adults	1,655	3,694	44.8%	50.5%	53.5%	51.1%
% of FP17s for Band 1 Urgent Courses	529	4,914	10.8%	8.8%	9.1%	9.0%
% of FP17s Relating to Free Repair or Replacements	66	4,914	1.3%	1.2%	1.0%	0.8%
% of FP17s Relating to Continuations	23	4,914	0.5%	1.3%	1.0%	0.9%
% of Patients satisfied with the dentistry they have received	3	3	N/A	93.5%	93.6%	93.3%
% of Patients satisfied with the time they had to wait for an appointment	3	3	N/A	90.3%	89.8%	88.9%

* This is based on patients treated on this contract for their most recent course of treatment. Figures in italics indicate the base number of FP17s or Patient Questionnaire responses are less than 100. N/A is shown where the base number of responses is less than 10 during the period. % is calculated as Quantity/Base number*100

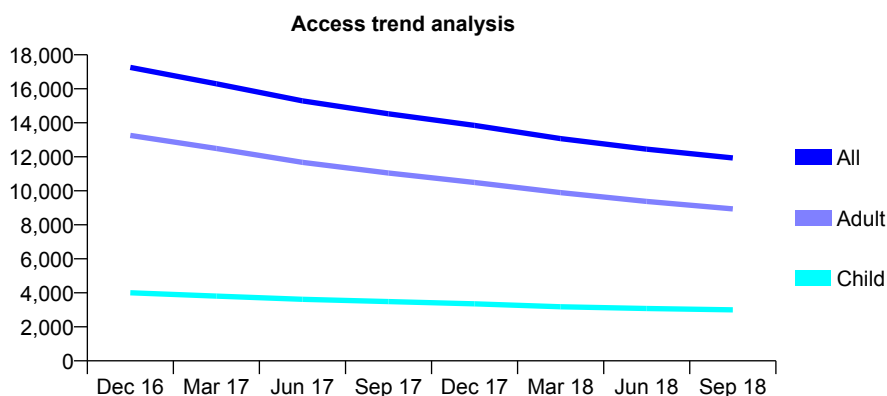
Q45 - Vital Signs At a Glance Contract Report for 186007/0001 - September 2018

Name or company name	Hartlepool Dental Practice Partnership
Contract type name	GDS Contract
Purpose of contract	General
Contract start date	01/04/2014
Contract end date	

18/19 Contracted general activity (UDA)	60,590
Carry forward general activity (UDA)	0
18/19 Contracted orthodontic activity (UOA)	0
Carry forward orthodontic activity (UOA)	0
Baseline contract value	£1,404,825.37

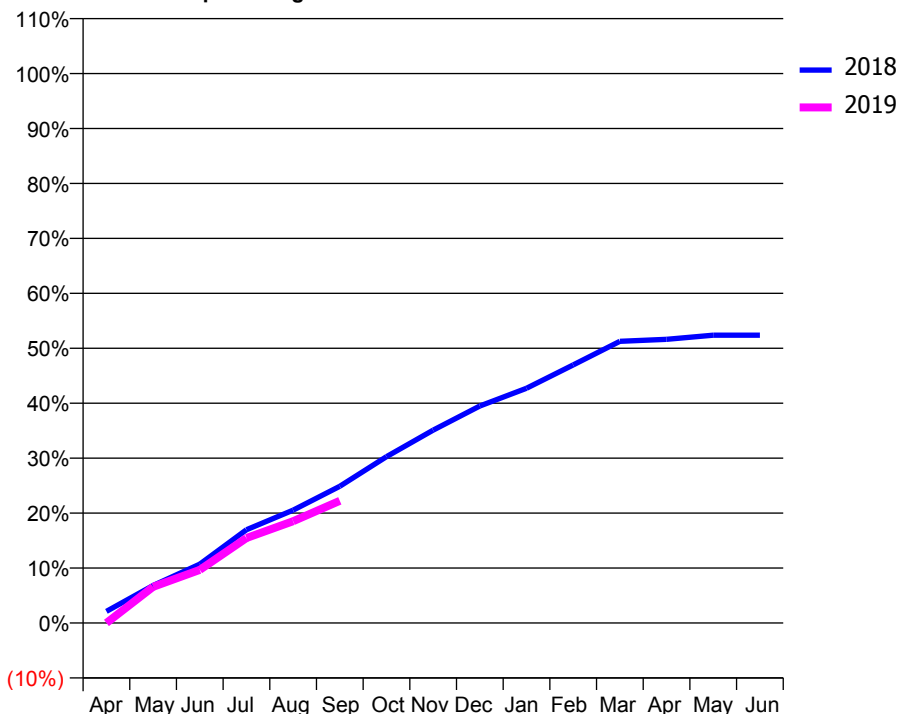
ACCESS*

Patients seen in 24 months	Total	Change since previous quarter
Quarter ending September 2017	14,533	
Quarter ending December 2017	13,847	↓
Quarter ending March 2018	13,073	↓
Quarter ending June 2018	12,450	↓
Quarter ending September 2018	11,936	↓
Variance since September 2017	(17.9%)	↓



ACTIVITY

Cumulative percentage of contracted UDA delivered 2018 & 2019



Month	Adjusted Scheduled Activity (UDA)	
	2018	2019
April	1,293	0
May	4,137	3,989
June	6,492	5,862
July	10,278	9,374
August	12,453	11,225
September	15,073	13,480
October	18,339	
November	21,263	
December	23,924	
January	25,886	
February	28,453	
March	31,066	
April	31,278	
May	31,736	
June	31,732	

QUALITY

	Quantity	Base Number	Contract	AT	Region	England
% of FP17s for the same patient ID Re-attending within 3 months - Children	39	1,365	2.9%	11.4%	12.2%	11.6%
% of FP17s for the same patient ID Re-attending within 3 months - Adults	301	4,177	7.2%	14.7%	15.8%	15.5%
% of FP17s for the same patient ID Re-attending between 3 & 9 months - Children	317	1,365	23.2%	54.5%	60.3%	58.8%
% of FP17s for the same patient ID Re-attending between 3 & 9 months - Adults	1,560	4,177	37.3%	50.5%	53.5%	51.1%
% of FP17s for Band 1 Urgent Courses	128	5,282	2.4%	8.8%	9.1%	9.0%
% of FP17s Relating to Free Repair or Replacements	20	5,282	0.4%	1.2%	1.0%	0.8%
% of FP17s Relating to Continuations	56	5,282	1.1%	1.3%	1.0%	0.9%
% of Patients satisfied with the dentistry they have received	5	5	N/A	93.5%	93.6%	93.3%
% of Patients satisfied with the time they had to wait for an appointment	4	5	N/A	90.3%	89.8%	88.9%

* This is based on patients treated on this contract for their most recent course of treatment. Figures in italics indicate the base number of FP17s or Patient Questionnaire responses are less than 100. N/A is shown where the base number of responses is less than 10 during the period. % is calculated as Quantity/Base number*100

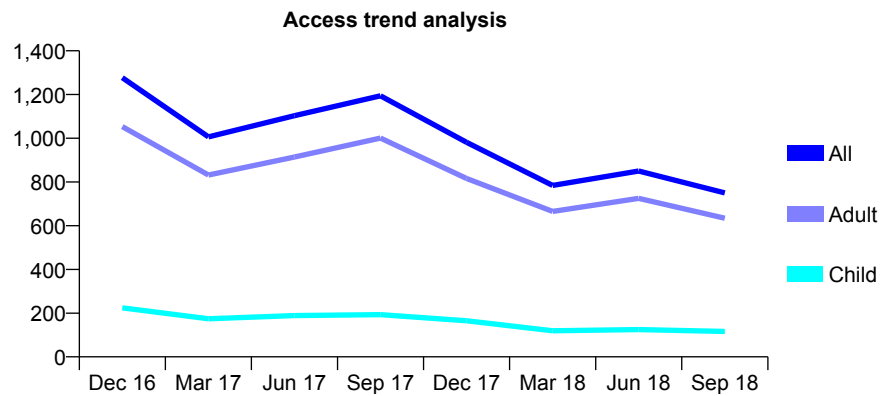
Q45 - Vital Signs At a Glance Contract Report for 192589/0001 - September 2018

Name or company name	Novident Dental Practice
Contract type name	GDS Contract
Purpose of contract	General
Contract start date	01/11/2014
Contract end date	

18/19 Contracted general activity (UDA)	3,500
Carry forward general activity (UDA)	0
18/19 Contracted orthodontic activity (UOA)	0
Carry forward orthodontic activity (UOA)	0
Baseline contract value	£76,004.99

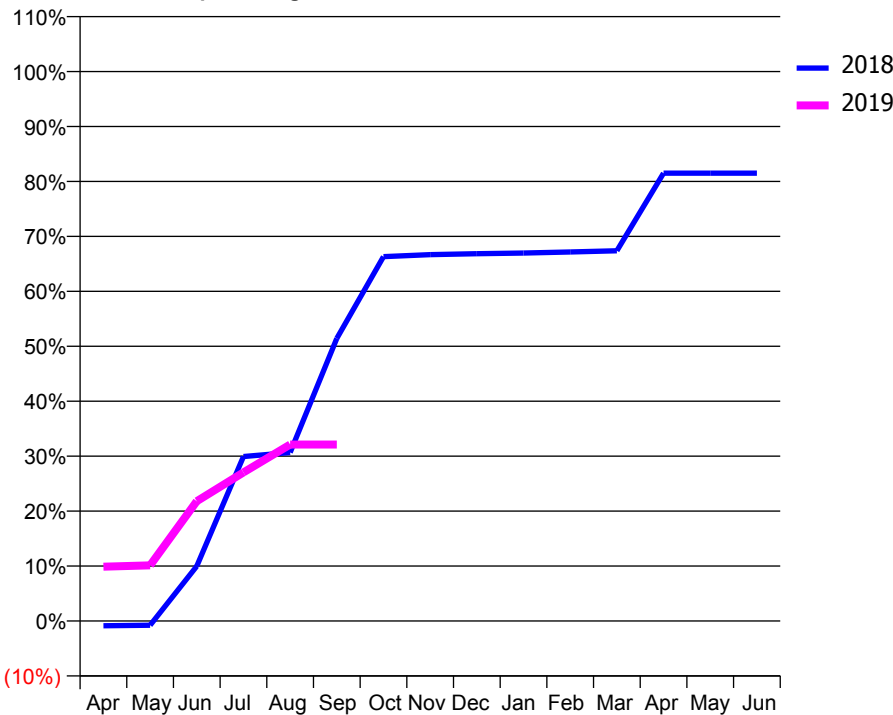
ACCESS*

Patients seen in 24 months	Total	Change since previous quarter
Quarter ending September 2017	1,194	
Quarter ending December 2017	981	↓
Quarter ending March 2018	784	↓
Quarter ending June 2018	850	↑
Quarter ending September 2018	750	↓
Variance since September 2017	(37.2%)	↓



ACTIVITY

Cumulative percentage of contracted UDA delivered 2018 & 2019



Month	Adjusted Scheduled Activity (UDA)	
	2018	2019
April	-31	346
May	-28	355
June	350	763
July	1,048	946
August	1,073	1,124
September	1,800	1,124
October	2,321	
November	2,334	
December	2,340	
January	2,344	
February	2,351	
March	2,358	
April	2,852	
May	2,852	
June	2,852	

QUALITY

	Quantity	Base Number	Contract	AT	Region	England
% of FP17s for the same patient ID Re-attending within 3 months - Children	0	82	0.0%	11.4%	12.2%	11.6%
% of FP17s for the same patient ID Re-attending within 3 months - Adults	9	433	2.1%	14.7%	15.8%	15.5%
% of FP17s for the same patient ID Re-attending between 3 & 9 months - Children	6	82	7.3%	54.5%	60.3%	58.8%
% of FP17s for the same patient ID Re-attending between 3 & 9 months - Adults	32	433	7.4%	50.5%	53.5%	51.1%
% of FP17s for Band 1 Urgent Courses	2	391	0.5%	8.8%	9.1%	9.0%
% of FP17s Relating to Free Repair or Replacements	4	391	1.0%	1.2%	1.0%	0.8%
% of FP17s Relating to Continuations	2	391	0.5%	1.3%	1.0%	0.9%
% of Patients satisfied with the dentistry they have received	1	1	N/A	93.5%	93.6%	93.3%
% of Patients satisfied with the time they had to wait for an appointment	1	1	N/A	90.3%	89.8%	88.9%

* This is based on patients treated on this contract for their most recent course of treatment. Figures in italics indicate the base number of FP17s or Patient Questionnaire responses are less than 100. N/A is shown where the base number of responses is less than 10 during the period. % is calculated as Quantity/Base number*100

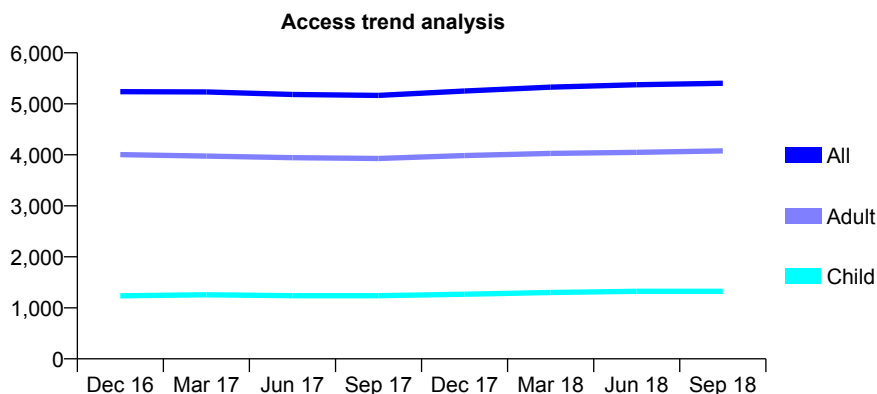
Q45 - Vital Signs At a Glance Contract Report for 193771/0001 - September 2018

Name or company name	Thornaby Dental Centre
Contract type name	GDS Contract
Purpose of contract	General
Contract start date	01/01/2015
Contract end date	

18/19 Contracted general activity (UDA)	20,325
Carry forward general activity (UDA)	-213
18/19 Contracted orthodontic activity (UOA)	0
Carry forward orthodontic activity (UOA)	0
Baseline contract value	£443,598.09

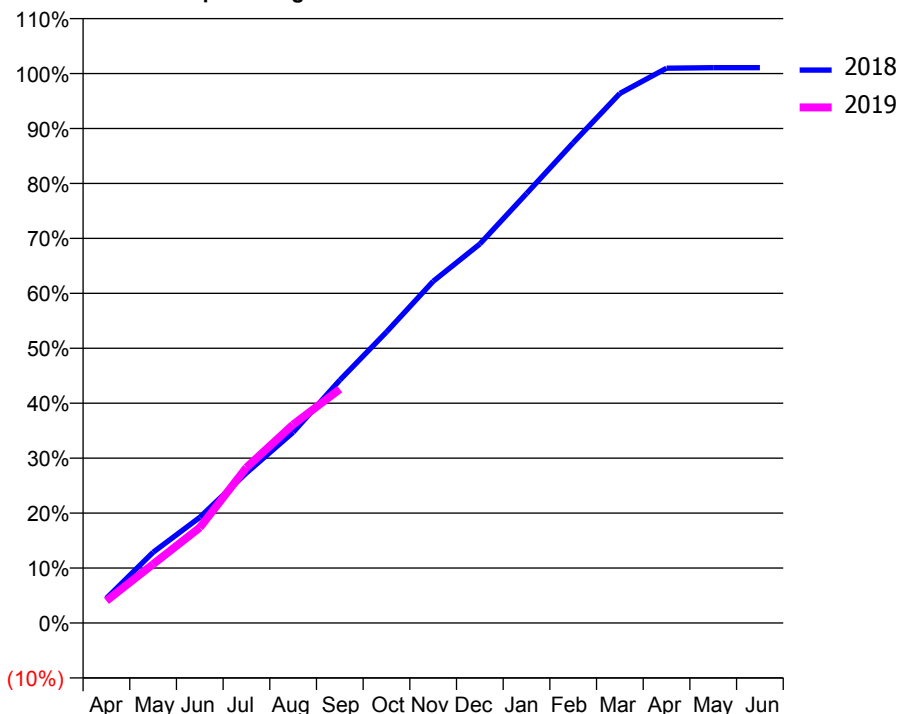
ACCESS*

Patients seen in 24 months	Total	Change since previous quarter
Quarter ending September 2017	5,165	
Quarter ending December 2017	5,252	→
Quarter ending March 2018	5,327	→
Quarter ending June 2018	5,373	→
Quarter ending September 2018	5,402	→
Variance since September 2017	4.6%	↑



ACTIVITY

Cumulative percentage of contracted UDA delivered 2018 & 2019



Month	Adjusted Scheduled Activity (UDA)	
	2018	2019
April	914	820
May	2,617	2,179
June	3,910	3,530
July	5,553	5,754
August	7,058	7,342
September	8,986	8,648
October	10,767	
November	12,638	
December	14,019	
January	15,883	
February	17,765	
March	19,586	
April	20,523	
May	20,538	
June	20,538	

QUALITY

	Quantity	Base Number	Contract	AT	Region	England
% of FP17s for the same patient ID Re-attending within 3 months - Children	37	1,032	3.6%	11.4%	12.2%	11.6%
% of FP17s for the same patient ID Re-attending within 3 months - Adults	309	3,060	10.1%	14.7%	15.8%	15.5%
% of FP17s for the same patient ID Re-attending between 3 & 9 months - Children	686	1,032	66.5%	54.5%	60.3%	58.8%
% of FP17s for the same patient ID Re-attending between 3 & 9 months - Adults	1,929	3,060	63.0%	50.5%	53.5%	51.1%
% of FP17s for Band 1 Urgent Courses	85	3,719	2.3%	8.8%	9.1%	9.0%
% of FP17s Relating to Free Repair or Replacements	38	3,719	1.0%	1.2%	1.0%	0.8%
% of FP17s Relating to Continuations	82	3,719	2.2%	1.3%	1.0%	0.9%
% of Patients satisfied with the dentistry they have received	11	12	91.7%	93.5%	93.6%	93.3%
% of Patients satisfied with the time they had to wait for an appointment	10	12	83.3%	90.3%	89.8%	88.9%

* This is based on patients treated on this contract for their most recent course of treatment. Figures in italics indicate the base number of FP17s or Patient Questionnaire responses are less than 100. N/A is shown where the base number of responses is less than 10 during the period. % is calculated as Quantity/Base number*100

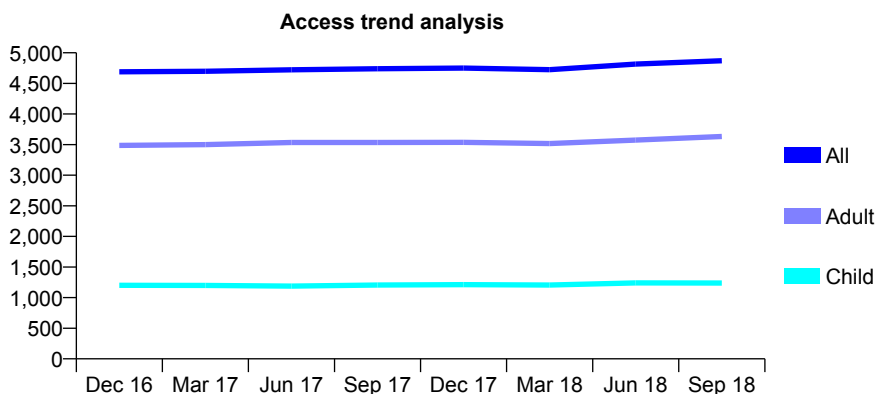
Q45 - Vital Signs At a Glance Contract Report for 194344/0001 - September 2018

Name or company name	N & N Dental Group
Contract type name	GDS Contract
Purpose of contract	General
Contract start date	02/04/2013
Contract end date	

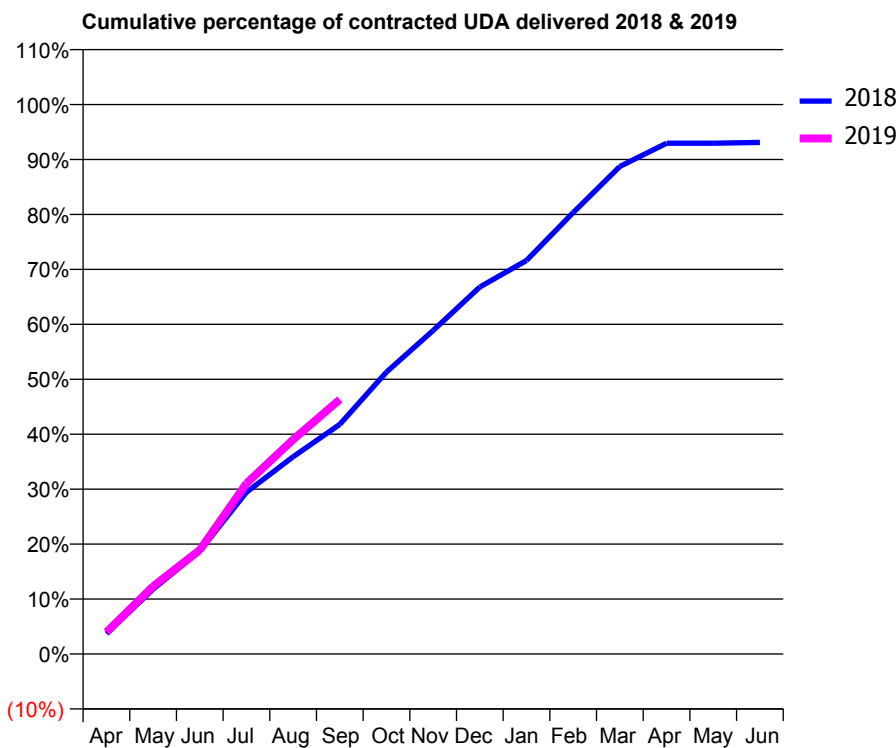
18/19 Contracted general activity (UDA)	13,000
Carry forward general activity (UDA)	0
18/19 Contracted orthodontic activity (UOA)	0
Carry forward orthodontic activity (UOA)	0
Baseline contract value	£409,307.19

ACCESS*

Patients seen in 24 months	Total	Change since previous quarter
Quarter ending September 2017	4,740	
Quarter ending December 2017	4,750	→
Quarter ending March 2018	4,724	→
Quarter ending June 2018	4,815	→
Quarter ending September 2018	4,870	→
Variance since September 2017	2.7%	↑



ACTIVITY



Month	2018	2019
April	481	518
May	1,535	1,605
June	2,436	2,461
July	3,828	4,039
August	4,667	5,075
September	5,434	6,024
October	6,670	
November	7,653	
December	8,682	
January	9,312	
February	10,442	
March	11,535	
April	12,083	
May	12,083	
June	12,104	

QUALITY

	Quantity	Base Number	Contract	AT	Region	England
% of FP17s for the same patient ID Re-attending within 3 months - Children	51	813	6.3%	11.4%	12.2%	11.6%
% of FP17s for the same patient ID Re-attending within 3 months - Adults	275	2,099	13.1%	14.7%	15.8%	15.5%
% of FP17s for the same patient ID Re-attending between 3 & 9 months - Children	379	813	46.6%	54.5%	60.3%	58.8%
% of FP17s for the same patient ID Re-attending between 3 & 9 months - Adults	904	2,099	43.1%	50.5%	53.5%	51.1%
% of FP17s for Band 1 Urgent Courses	207	2,699	7.7%	8.8%	9.1%	9.0%
% of FP17s Relating to Free Repair or Replacements	45	2,699	1.7%	1.2%	1.0%	0.8%
% of FP17s Relating to Continuations	66	2,699	2.4%	1.3%	1.0%	0.9%
% of Patients satisfied with the dentistry they have received	1	2	N/A	93.5%	93.6%	93.3%
% of Patients satisfied with the time they had to wait for an appointment	1	2	N/A	90.3%	89.8%	88.9%

* This is based on patients treated on this contract for their most recent course of treatment. Figures in italics indicate the base number of FP17s or Patient Questionnaire responses are less than 100. N/A is shown where the base number of responses is less than 10 during the period. % is calculated as Quantity/Base number*100

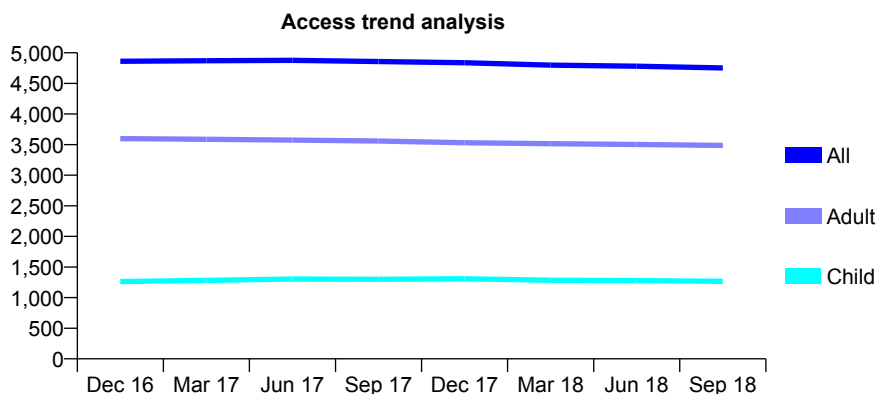
Q45 - Vital Signs At a Glance Contract Report for 195278/0001 - September 2018

Name or company name	The Grainger Stockton, Birtley and Stanley
Contract type name	GDS Contract
Purpose of contract	General
Contract start date	01/02/2014
Contract end date	

18/19 Contracted general activity (UDA)	13,053
Carry forward general activity (UDA)	-252
18/19 Contracted orthodontic activity (UOA)	0
Carry forward orthodontic activity (UOA)	0
Baseline contract value	£395,412.22

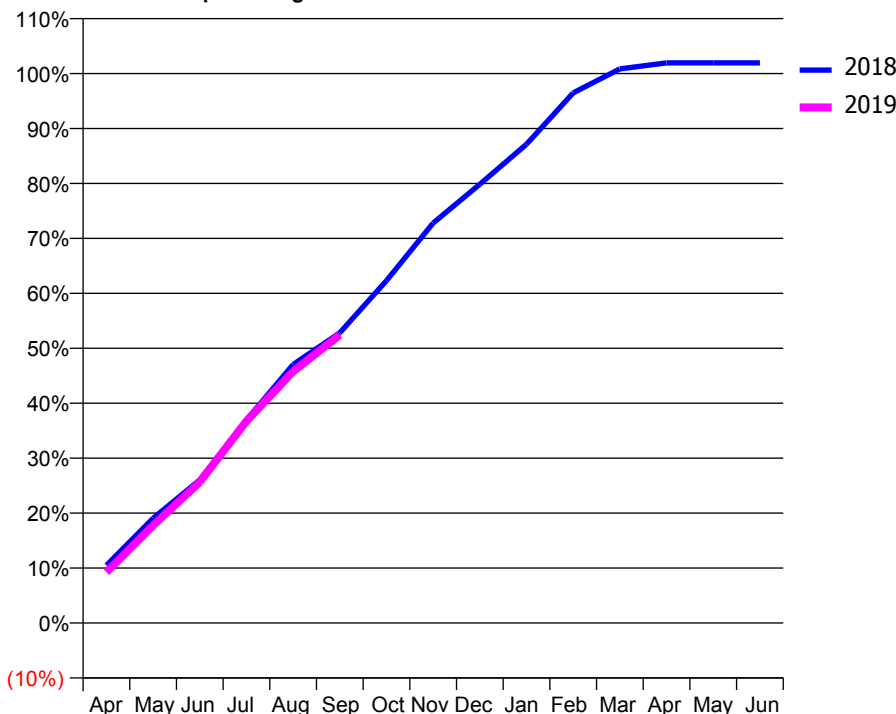
ACCESS*

Patients seen in 24 months	Total	Change since previous quarter
Quarter ending September 2017	4,858	
Quarter ending December 2017	4,838	→
Quarter ending March 2018	4,799	→
Quarter ending June 2018	4,781	→
Quarter ending September 2018	4,753	→
Variance since September 2017	(2.2%)	↓



ACTIVITY

Cumulative percentage of contracted UDA delivered 2018 & 2019



Adjusted Scheduled Activity (UDA)

Month	2018	2019
April	1,369	1,208
May	2,487	2,321
June	3,399	3,351
July	4,823	4,796
August	6,142	5,980
September	6,894	6,843
October	8,131	
November	9,502	
December	10,424	
January	11,373	
February	12,592	
March	13,163	
April	13,305	
May	13,305	
June	13,305	

QUALITY

	Quantity	Base Number	Contract	AT	Region	England
% of FP17s for the same patient ID Re-attending within 3 months - Children	13	769	1.7%	11.4%	12.2%	11.6%
% of FP17s for the same patient ID Re-attending within 3 months - Adults	107	2,127	5.0%	14.7%	15.8%	15.5%
% of FP17s for the same patient ID Re-attending between 3 & 9 months - Children	442	769	57.5%	54.5%	60.3%	58.8%
% of FP17s for the same patient ID Re-attending between 3 & 9 months - Adults	1,253	2,127	58.9%	50.5%	53.5%	51.1%
% of FP17s for Band 1 Urgent Courses	43	2,780	1.5%	8.8%	9.1%	9.0%
% of FP17s Relating to Free Repair or Replacements	4	2,780	0.1%	1.2%	1.0%	0.8%
% of FP17s Relating to Continuations	10	2,780	0.4%	1.3%	1.0%	0.9%
% of Patients satisfied with the dentistry they have received	3	4	N/A	93.5%	93.6%	93.3%
% of Patients satisfied with the time they had to wait for an appointment	4	4	N/A	90.3%	89.8%	88.9%

* This is based on patients treated on this contract for their most recent course of treatment. Figures in italics indicate the base number of FP17s or Patient Questionnaire responses are less than 100. N/A is shown where the base number of responses is less than 10 during the period. % is calculated as Quantity/Base number*100

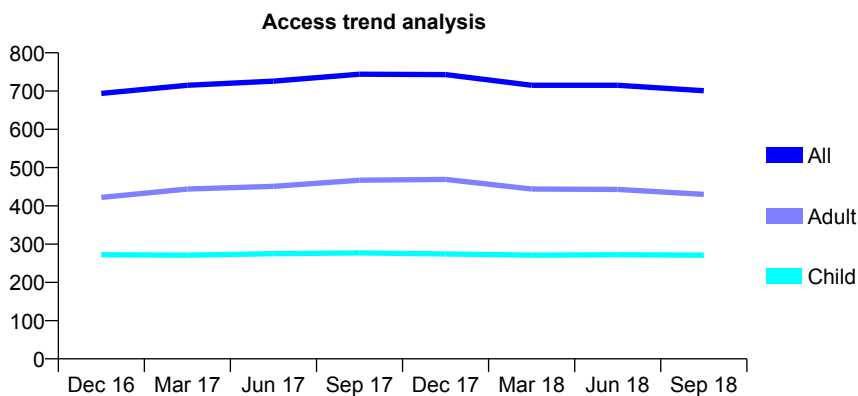
Q45 - Vital Signs At a Glance Contract Report for 198005/0001 - September 2018

Name or company name	Stoney Field Dental Practice
Contract type name	GDS Contract
Purpose of contract	General
Contract start date	01/11/2015
Contract end date	

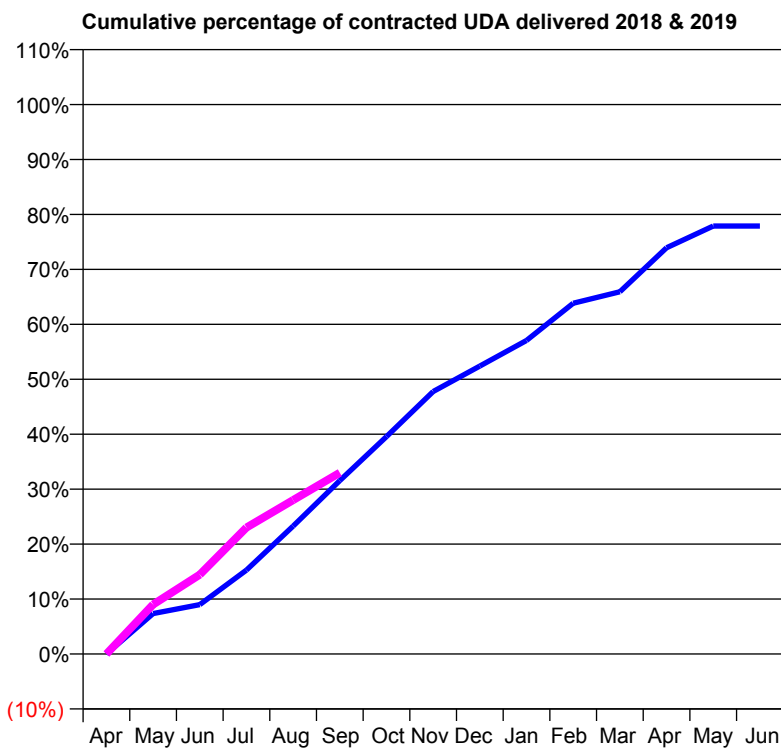
18/19 Contracted general activity (UDA)	2,853
Carry forward general activity (UDA)	0
18/19 Contracted orthodontic activity (UOA)	0
Carry forward orthodontic activity (UOA)	0
Baseline contract value	£81,623.70

ACCESS*

Patients seen in 24 months	Total	Change since previous quarter
Quarter ending September 2017	744	
Quarter ending December 2017	743	→
Quarter ending March 2018	715	↓
Quarter ending June 2018	715	→
Quarter ending September 2018	701	↓
Variance since September 2017	(5.8%)	↓



ACTIVITY



Adjusted Scheduled Activity (UDA)		
Month	2018	2019
April	0	0
May	210	257
June	256	412
July	436	657
August	664	799
September	900	941
October	1,129	
November	1,363	
December	1,495	
January	1,628	
February	1,821	
March	1,881	
April	2,109	
May	2,222	
June	2,222	

QUALITY

	Quantity	Base Number	Contract	AT	Region	England
% of FP17s for the same patient ID Re-attending within 3 months - Children	7	207	3.4%	11.4%	12.2%	11.6%
% of FP17s for the same patient ID Re-attending within 3 months - Adults	24	299	8.0%	14.7%	15.8%	15.5%
% of FP17s for the same patient ID Re-attending between 3 & 9 months - Children	116	207	56.0%	54.5%	60.3%	58.8%
% of FP17s for the same patient ID Re-attending between 3 & 9 months - Adults	174	299	58.2%	50.5%	53.5%	51.1%
% of FP17s for Band 1 Urgent Courses	17	408	4.2%	8.8%	9.1%	9.0%
% of FP17s Relating to Free Repair or Replacements	0	408	0.0%	1.2%	1.0%	0.8%
% of FP17s Relating to Continuations	4	408	1.0%	1.3%	1.0%	0.9%
% of Patients satisfied with the dentistry they have received	1	1	N/A	93.5%	93.6%	93.3%
% of Patients satisfied with the time they had to wait for an appointment	1	1	N/A	90.3%	89.8%	88.9%

* This is based on patients treated on this contract for their most recent course of treatment. Figures in italics indicate the base number of FP17s or Patient Questionnaire responses are less than 100. N/A is shown where the base number of responses is less than 10 during the period. % is calculated as Quantity/Base number*100

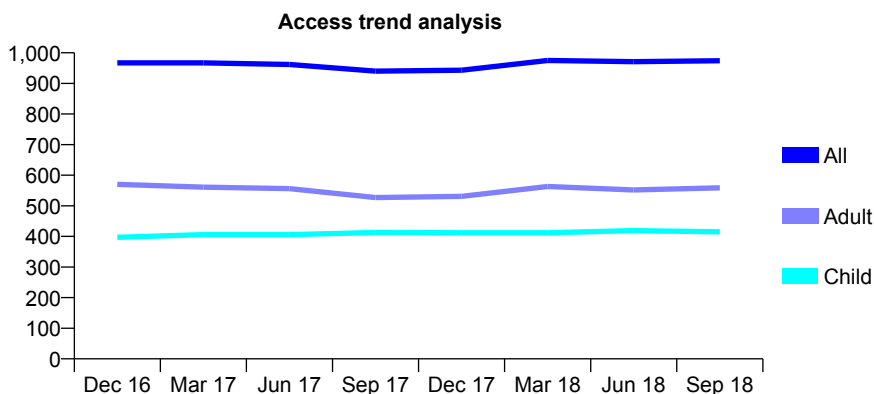
Q45 - Vital Signs At a Glance Contract Report for 199788/0001 - September 2018

Name or company name	Alan Lam Family Dental Practice Ltd.
Contract type name	GDS Contract
Purpose of contract	General
Contract start date	01/04/2009
Contract end date	

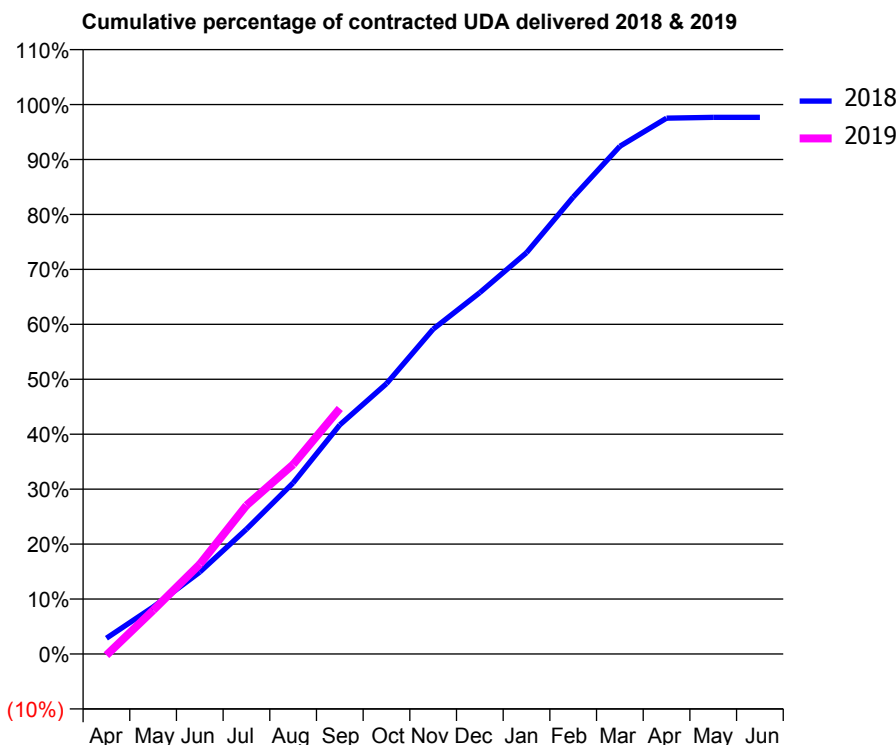
18/19 Contracted general activity (UDA)	2,228
Carry forward general activity (UDA)	52
18/19 Contracted orthodontic activity (UOA)	0
Carry forward orthodontic activity (UOA)	0
Baseline contract value	£47,675.02

ACCESS*

Patients seen in 24 months	Total	Change since previous quarter
Quarter ending September 2017	940	
Quarter ending December 2017	943	→
Quarter ending March 2018	975	↑
Quarter ending June 2018	971	→
Quarter ending September 2018	974	→
Variance since September 2017	3.6%	↑



ACTIVITY



Month	Adjusted Scheduled Activity (UDA)	
	2018	2019
April	64	-5
May	191	177
June	332	364
July	506	603
August	694	769
September	929	995
October	1,096	
November	1,318	
December	1,466	
January	1,627	
February	1,853	
March	2,059	
April	2,173	
May	2,176	
June	2,176	

QUALITY

	Quantity	Base Number	Contract	AT	Region	England
% of FP17s for the same patient ID Re-attending within 3 months - Children	10	282	3.5%	11.4%	12.2%	11.6%
% of FP17s for the same patient ID Re-attending within 3 months - Adults	32	247	13.0%	14.7%	15.8%	15.5%
% of FP17s for the same patient ID Re-attending between 3 & 9 months - Children	134	282	47.5%	54.5%	60.3%	58.8%
% of FP17s for the same patient ID Re-attending between 3 & 9 months - Adults	94	247	38.1%	50.5%	53.5%	51.1%
% of FP17s for Band 1 Urgent Courses	37	473	7.8%	8.8%	9.1%	9.0%
% of FP17s Relating to Free Repair or Replacements	2	473	0.4%	1.2%	1.0%	0.8%
% of FP17s Relating to Continuations	4	473	0.8%	1.3%	1.0%	0.9%
% of Patients satisfied with the dentistry they have received	1	1	N/A	93.5%	93.6%	93.3%
% of Patients satisfied with the time they had to wait for an appointment	1	1	N/A	90.3%	89.8%	88.9%

* This is based on patients treated on this contract for their most recent course of treatment. Figures in italics indicate the base number of FP17s or Patient Questionnaire responses are less than 100. N/A is shown where the base number of responses is less than 10 during the period. % is calculated as Quantity/Base number*100

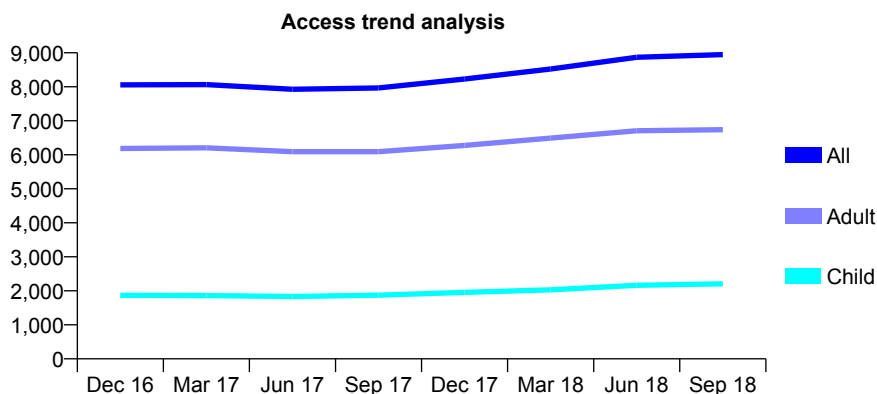
Q45 - Vital Signs At a Glance Contract Report for 203505/0003 - September 2018

Name or company name	Bentley Mathieson Dentalcare
Contract type name	GDS Contract
Purpose of contract	General
Contract start date	19/12/2011
Contract end date	

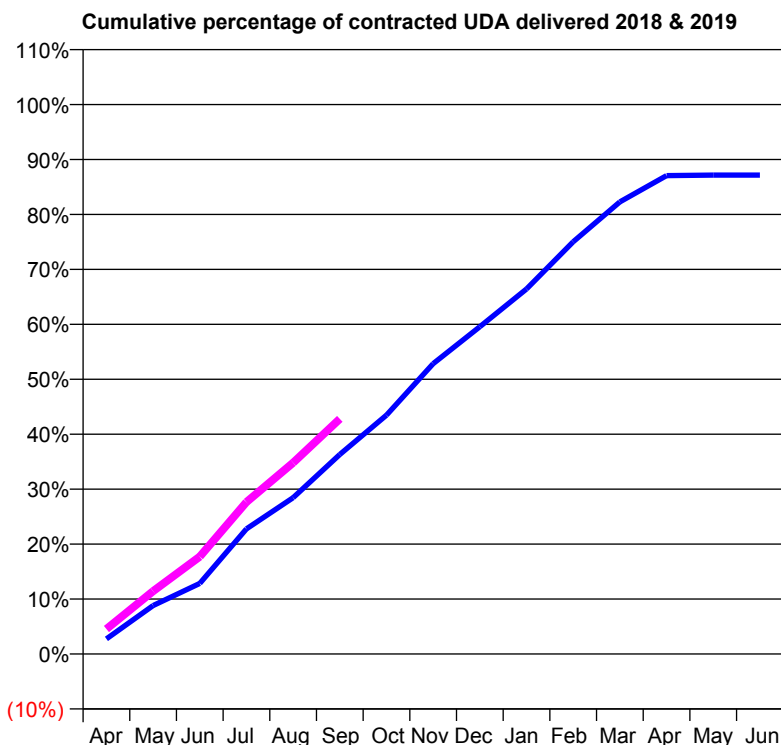
18/19 Contracted general activity (UDA)	34,821
Carry forward general activity (UDA)	0
18/19 Contracted orthodontic activity (UOA)	0
Carry forward orthodontic activity (UOA)	0
Baseline contract value	£869,836.56

ACCESS*

Patients seen in 24 months	Total	Change since previous quarter
Quarter ending September 2017	7,966	
Quarter ending December 2017	8,231	↑
Quarter ending March 2018	8,522	↑
Quarter ending June 2018	8,870	↑
Quarter ending September 2018	8,948	→
Variance since September 2017	12.3%	↑



ACTIVITY



Adjusted Scheduled Activity (UDA)		
Month	2018	2019
April	961	1,582
May	3,072	3,982
June	4,475	6,170
July	7,933	9,630
August	9,905	12,121
September	12,646	14,901
October	15,136	
November	18,403	
December	20,737	
January	23,128	
February	26,127	
March	28,648	
April	30,316	
May	30,345	
June	30,346	

QUALITY

	Quantity	Base Number	Contract	AT	Region	England
% of FP17s for the same patient ID Re-attending within 3 months - Children	107	1,449	7.4%	11.4%	12.2%	11.6%
% of FP17s for the same patient ID Re-attending within 3 months - Adults	748	4,179	17.9%	14.7%	15.8%	15.5%
% of FP17s for the same patient ID Re-attending between 3 & 9 months - Children	591	1,449	40.8%	54.5%	60.3%	58.8%
% of FP17s for the same patient ID Re-attending between 3 & 9 months - Adults	1,619	4,179	38.7%	50.5%	53.5%	51.1%
% of FP17s for Band 1 Urgent Courses	558	5,123	10.9%	8.8%	9.1%	9.0%
% of FP17s Relating to Free Repair or Replacements	56	5,123	1.1%	1.2%	1.0%	0.8%
% of FP17s Relating to Continuations	106	5,123	2.1%	1.3%	1.0%	0.9%
% of Patients satisfied with the dentistry they have received	11	11	100.0%	93.5%	93.6%	93.3%
% of Patients satisfied with the time they had to wait for an appointment	10	11	90.9%	90.3%	89.8%	88.9%

* This is based on patients treated on this contract for their most recent course of treatment. Figures in italics indicate the base number of FP17s or Patient Questionnaire responses are less than 100. N/A is shown where the base number of responses is less than 10 during the period. % is calculated as Quantity/Base number*100

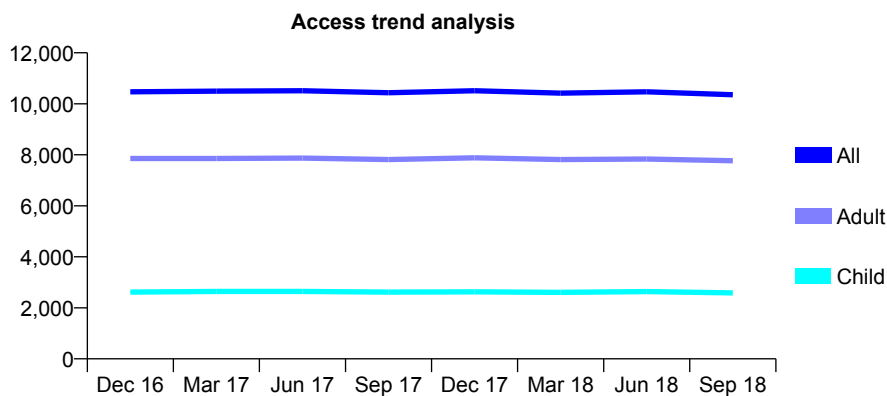
Q45 - Vital Signs At a Glance Contract Report for 209384/0001 - September 2018

Name or company name	MISS L POWELL
Contract type name	GDS Contract
Purpose of contract	General
Contract start date	01/04/2006
Contract end date	

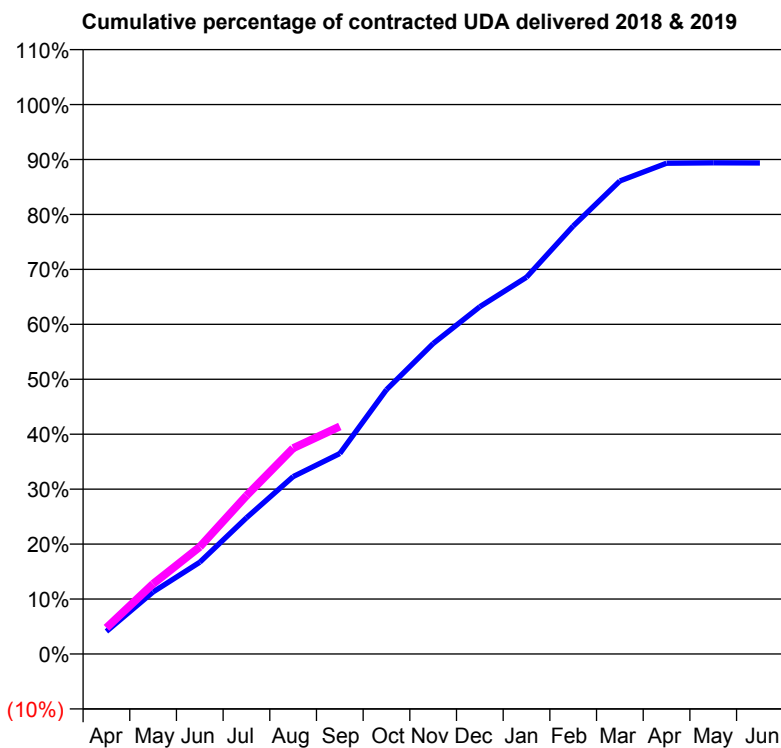
18/19 Contracted general activity (UDA)	30,026
Carry forward general activity (UDA)	0
18/19 Contracted orthodontic activity (UOA)	0
Carry forward orthodontic activity (UOA)	0
Baseline contract value	£700,190.55

ACCESS*

Patients seen in 24 months	Total	Change since previous quarter
Quarter ending September 2017	10,433	
Quarter ending December 2017	10,510	→
Quarter ending March 2018	10,420	→
Quarter ending June 2018	10,472	→
Quarter ending September 2018	10,353	↓
Variance since September 2017	(0.8%)	→



ACTIVITY



Month	2018	2019
April	1,237	1,434
May	3,394	3,838
June	5,020	5,852
July	7,446	8,652
August	9,694	11,246
September	10,954	12,431
October	14,447	
November	16,966	
December	18,978	
January	20,588	
February	23,388	
March	25,851	
April	26,819	
May	26,837	
June	26,835	

QUALITY

	Quantity	Base Number	Contract	AT	Region	England
% of FP17s for the same patient ID Re-attending within 3 months - Children	287	2,117	13.6%	11.4%	12.2%	11.6%
% of FP17s for the same patient ID Re-attending within 3 months - Adults	902	5,111	17.6%	14.7%	15.8%	15.5%
% of FP17s for the same patient ID Re-attending between 3 & 9 months - Children	1,154	2,117	54.5%	54.5%	60.3%	58.8%
% of FP17s for the same patient ID Re-attending between 3 & 9 months - Adults	2,536	5,111	49.6%	50.5%	53.5%	51.1%
% of FP17s for Band 1 Urgent Courses	916	6,785	13.5%	8.8%	9.1%	9.0%
% of FP17s Relating to Free Repair or Replacements	62	6,785	0.9%	1.2%	1.0%	0.8%
% of FP17s Relating to Continuations	34	6,785	0.5%	1.3%	1.0%	0.9%
% of Patients satisfied with the dentistry they have received	3	4	N/A	93.5%	93.6%	93.3%
% of Patients satisfied with the time they had to wait for an appointment	3	4	N/A	90.3%	89.8%	88.9%

* This is based on patients treated on this contract for their most recent course of treatment. Figures in italics indicate the base number of FP17s or Patient Questionnaire responses are less than 100. N/A is shown where the base number of responses is less than 10 during the period. % is calculated as Quantity/Base number*100

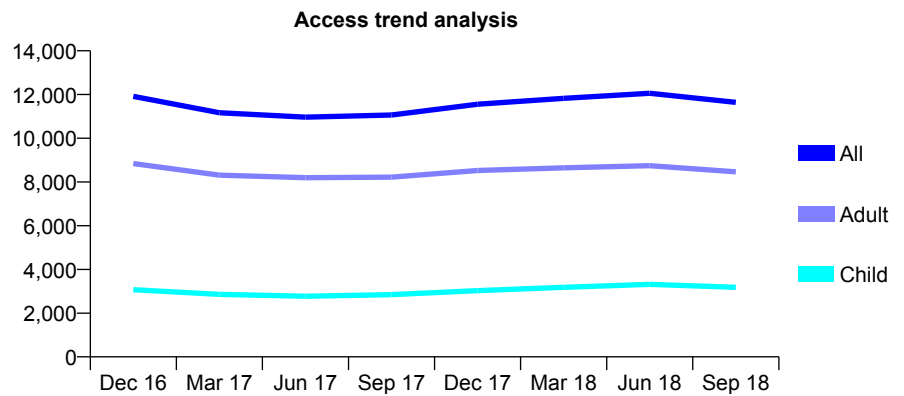
Q45 - Vital Signs At a Glance Contract Report for 210129/0001 - September 2018

Name or company name	Mr B Johnson and Ms F Beaty
Contract type name	GDS Contract
Purpose of contract	General and Orthodontic
Contract start date	01/04/2006
Contract end date	

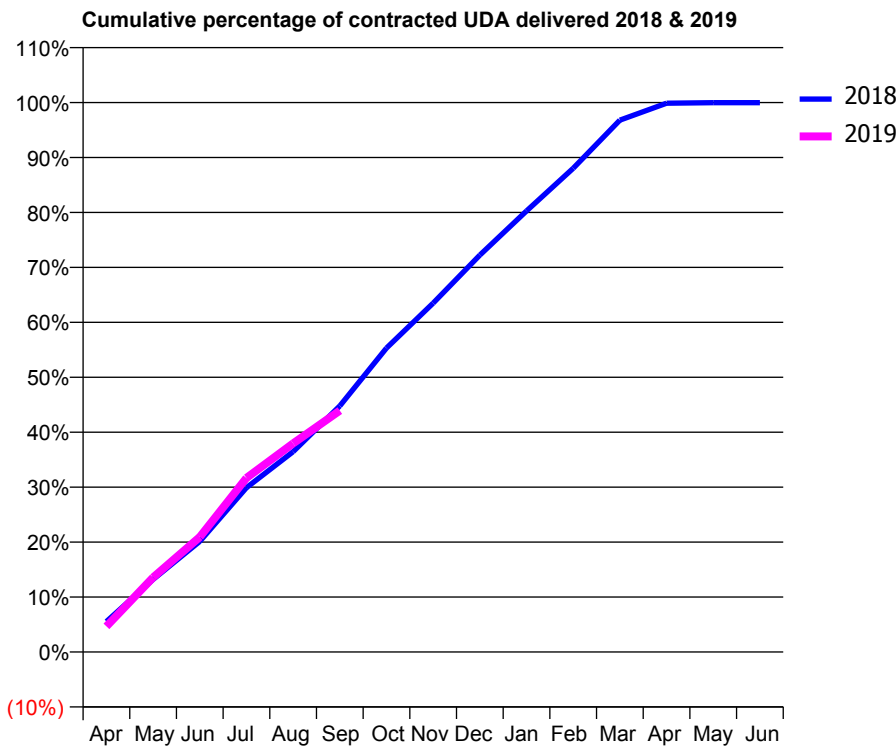
18/19 Contracted general activity (UDA)	32,845
Carry forward general activity (UDA)	0
18/19 Contracted orthodontic activity (UOA)	316
Carry forward orthodontic activity (UOA)	0
Baseline contract value	£1,061,484.45

ACCESS*

Patients seen in 24 months	Total	Change since previous quarter
Quarter ending September 2017	11,065	
Quarter ending December 2017	11,555	↑
Quarter ending March 2018	11,828	↑
Quarter ending June 2018	12,060	→
Quarter ending September 2018	11,645	↓
Variance since September 2017	5.2%	↑



ACTIVITY



Month	Adjusted Scheduled Activity (UDA)	
	2018	2019
April	1,817	1,534
May	4,339	4,459
June	6,611	6,874
July	9,826	10,402
August	11,976	12,472
September	14,712	14,428
October	18,172	
November	20,851	
December	23,722	
January	26,363	
February	28,911	
March	31,787	
April	32,806	
May	32,835	
June	32,836	

QUALITY

	Quantity	Base Number	Contract	AT	Region	England
% of FP17s for the same patient ID Re-attending within 3 months - Children	110	2,072	5.3%	11.4%	12.2%	11.6%
% of FP17s for the same patient ID Re-attending within 3 months - Adults	596	4,850	12.3%	14.7%	15.8%	15.5%
% of FP17s for the same patient ID Re-attending between 3 & 9 months - Children	946	2,072	45.7%	54.5%	60.3%	58.8%
% of FP17s for the same patient ID Re-attending between 3 & 9 months - Adults	2,016	4,850	41.6%	50.5%	53.5%	51.1%
% of FP17s for Band 1 Urgent Courses	373	6,111	6.1%	8.8%	9.1%	9.0%
% of FP17s Relating to Free Repair or Replacements	46	6,111	0.8%	1.2%	1.0%	0.8%
% of FP17s Relating to Continuations	77	6,111	1.3%	1.3%	1.0%	0.9%
% of Patients satisfied with the dentistry they have received	3	3	N/A	93.5%	93.6%	93.3%
% of Patients satisfied with the time they had to wait for an appointment	2	3	N/A	90.3%	89.8%	88.9%

* This is based on patients treated on this contract for their most recent course of treatment. Figures in italics indicate the base number of FP17s or Patient Questionnaire responses are less than 100. N/A is shown where the base number of responses is less than 10 during the period. % is calculated as Quantity/Base number*100

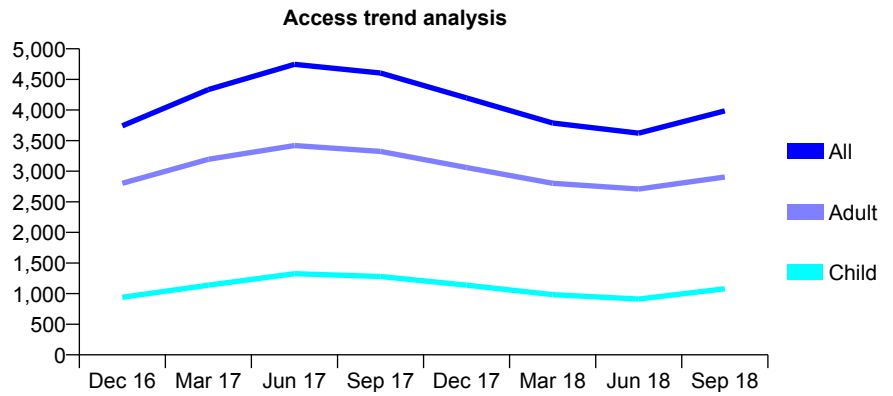
Q45 - Vital Signs At a Glance Contract Report for 210129/0003 - September 2018

Name or company name	Mr B Johnson, Ms F Beaty and Mr A Quinn
Contract type name	GDS Contract
Purpose of contract	General
Contract start date	02/04/2013
Contract end date	

18/19 Contracted general activity (UDA)	9,717
Carry forward general activity (UDA)	70
18/19 Contracted orthodontic activity (UOA)	0
Carry forward orthodontic activity (UOA)	0
Baseline contract value	£272,269.01

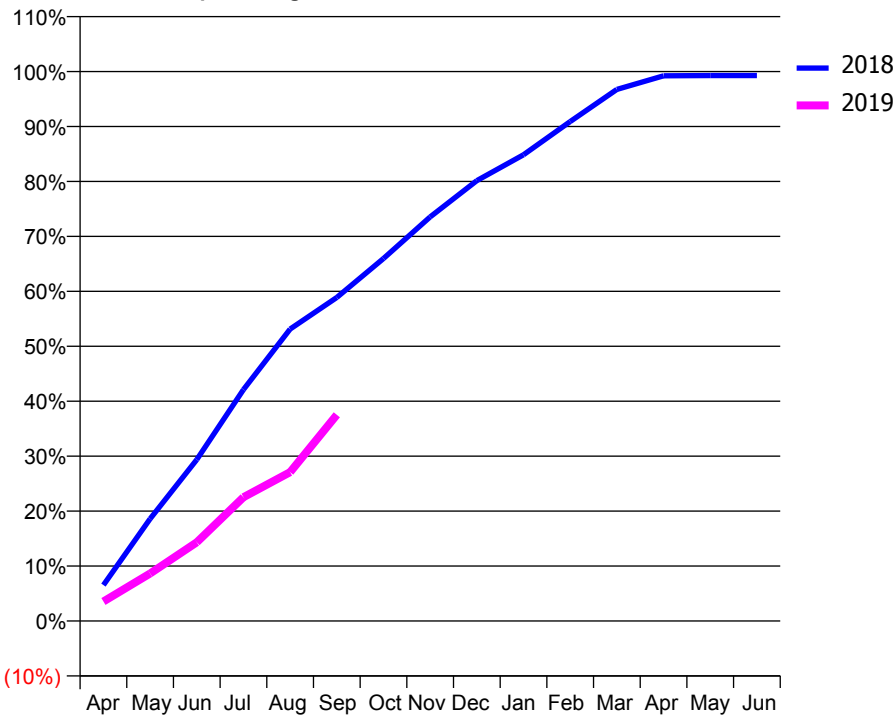
ACCESS*

Patients seen in 24 months	Total	Change since previous quarter
Quarter ending September 2017	4,604	
Quarter ending December 2017	4,198	↓
Quarter ending March 2018	3,787	↓
Quarter ending June 2018	3,621	↓
Quarter ending September 2018	3,986	↑
Variance since September 2017	(13.4%)	↓



ACTIVITY

Cumulative percentage of contracted UDA delivered 2018 & 2019



Month	Adjusted Scheduled Activity (UDA)	
	2018	2019
April	636	345
May	1,808	840
June	2,854	1,392
July	4,092	2,190
August	5,162	2,634
September	5,723	3,648
October	6,410	
November	7,146	
December	7,787	
January	8,245	
February	8,833	
March	9,400	
April	9,641	
May	9,646	
June	9,647	

QUALITY

	Quantity	Base Number	Contract	AT	Region	England
% of FP17s for the same patient ID Re-attending within 3 months - Children	17	594	2.9%	11.4%	12.2%	11.6%
% of FP17s for the same patient ID Re-attending within 3 months - Adults	89	1,378	6.5%	14.7%	15.8%	15.5%
% of FP17s for the same patient ID Re-attending between 3 & 9 months - Children	180	594	30.3%	54.5%	60.3%	58.8%
% of FP17s for the same patient ID Re-attending between 3 & 9 months - Adults	400	1,378	29.0%	50.5%	53.5%	51.1%
% of FP17s for Band 1 Urgent Courses	144	1,874	7.7%	8.8%	9.1%	9.0%
% of FP17s Relating to Free Repair or Replacements	13	1,874	0.7%	1.2%	1.0%	0.8%
% of FP17s Relating to Continuations	17	1,874	0.9%	1.3%	1.0%	0.9%
% of Patients satisfied with the dentistry they have received	3	3	N/A	93.5%	93.6%	93.3%
% of Patients satisfied with the time they had to wait for an appointment	3	3	N/A	90.3%	89.8%	88.9%

* This is based on patients treated on this contract for their most recent course of treatment. Figures in italics indicate the base number of FP17s or Patient Questionnaire responses are less than 100. N/A is shown where the base number of responses is less than 10 during the period. % is calculated as Quantity/Base number*100

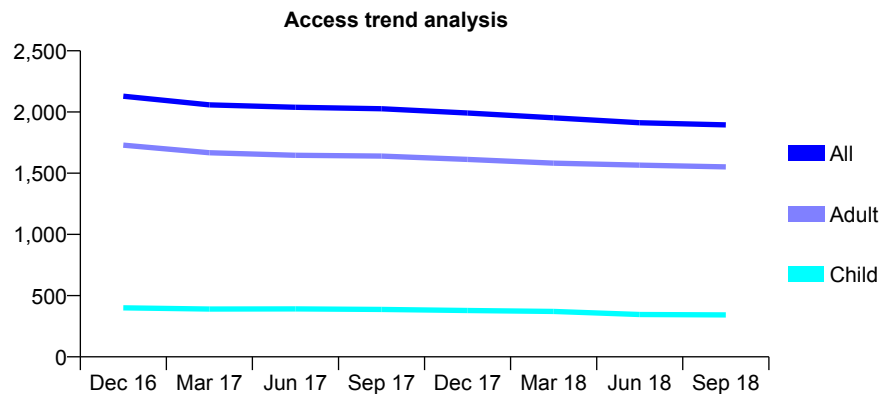
Q45 - Vital Signs At a Glance Contract Report for 214116/0001 - September 2018

Name or company name	Mr Saad Al Haboubi
Contract type name	GDS Contract
Purpose of contract	General
Contract start date	01/04/2006
Contract end date	

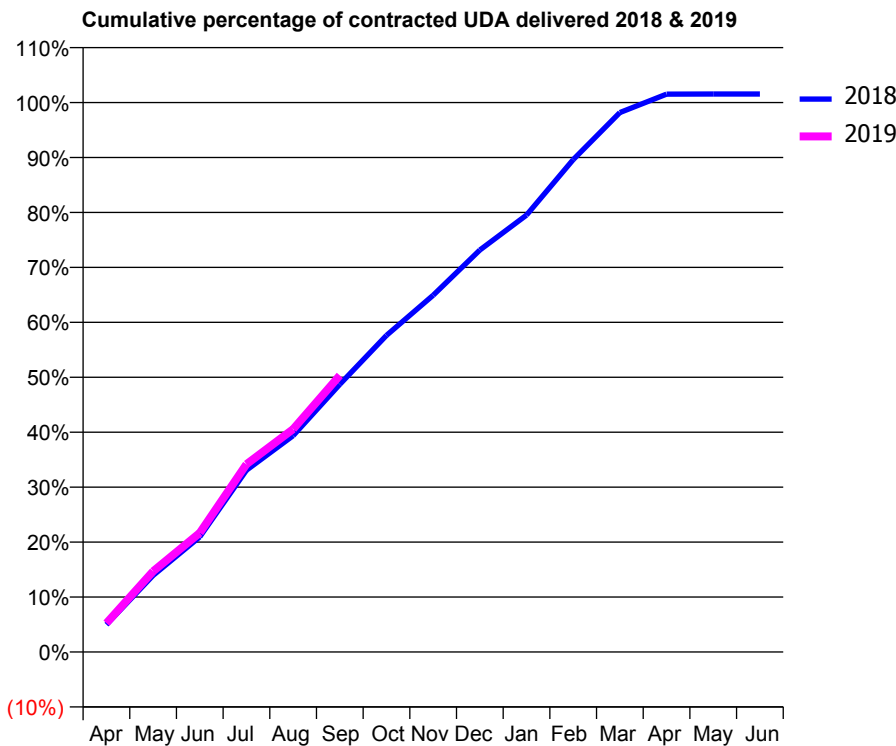
18/19 Contracted general activity (UDA)	6,330
Carry forward general activity (UDA)	-98
18/19 Contracted orthodontic activity (UOA)	0
Carry forward orthodontic activity (UOA)	0
Baseline contract value	£156,223.46

ACCESS*

Patients seen in 24 months	Total	Change since previous quarter
Quarter ending September 2017	2,027	
Quarter ending December 2017	1,992	↓
Quarter ending March 2018	1,953	↓
Quarter ending June 2018	1,912	↓
Quarter ending September 2018	1,895	→
Variance since September 2017	(6.5%)	↓



ACTIVITY



Month	Adjusted Scheduled Activity (UDA)	
	2018	2019
April	315	333
May	882	930
June	1,326	1,372
July	2,095	2,164
August	2,493	2,568
September	3,084	3,186
October	3,648	
November	4,110	
December	4,630	
January	5,033	
February	5,672	
March	6,214	
April	6,426	
May	6,428	
June	6,428	

QUALITY

	Quantity	Base Number	Contract	AT	Region	England
% of FP17s for the same patient ID Re-attending within 3 months - Children	11	306	3.6%	11.4%	12.2%	11.6%
% of FP17s for the same patient ID Re-attending within 3 months - Adults	162	1,202	13.5%	14.7%	15.8%	15.5%
% of FP17s for the same patient ID Re-attending between 3 & 9 months - Children	226	306	73.9%	54.5%	60.3%	58.8%
% of FP17s for the same patient ID Re-attending between 3 & 9 months - Adults	745	1,202	62.0%	50.5%	53.5%	51.1%
% of FP17s for Band 1 Urgent Courses	97	1,416	6.9%	8.8%	9.1%	9.0%
% of FP17s Relating to Free Repair or Replacements	26	1,416	1.8%	1.2%	1.0%	0.8%
% of FP17s Relating to Continuations	32	1,416	2.3%	1.3%	1.0%	0.9%
% of Patients satisfied with the dentistry they have received	1	1	N/A	93.5%	93.6%	93.3%
% of Patients satisfied with the time they had to wait for an appointment	1	1	N/A	90.3%	89.8%	88.9%

* This is based on patients treated on this contract for their most recent course of treatment. Figures in italics indicate the base number of FP17s or Patient Questionnaire responses are less than 100. N/A is shown where the base number of responses is less than 10 during the period. % is calculated as Quantity/Base number*100

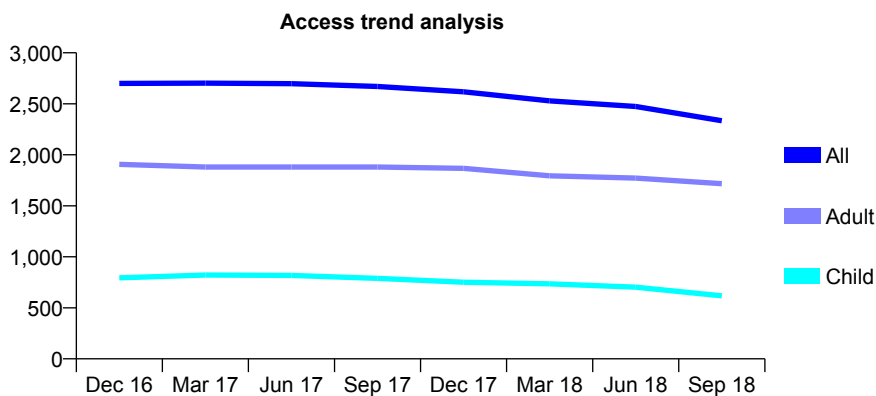
Q45 - Vital Signs At a Glance Contract Report for 224340/0001 - September 2018

Name or company name	MR T PUTTICK
Contract type name	GDS Contract
Purpose of contract	General and Orthodontic
Contract start date	01/04/2006
Contract end date	

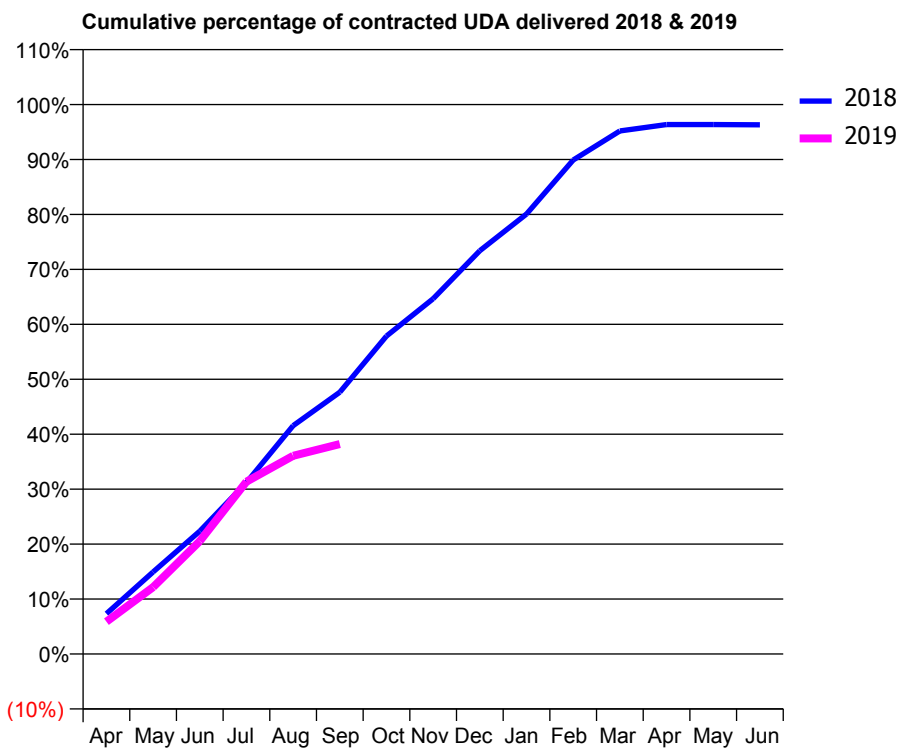
18/19 Contracted general activity (UDA)	7,034
Carry forward general activity (UDA)	147
18/19 Contracted orthodontic activity (UOA)	420
Carry forward orthodontic activity (UOA)	0
Baseline contract value	£241,396.31

ACCESS*

Patients seen in 24 months	Total	Change since previous quarter
Quarter ending September 2017	2,670	
Quarter ending December 2017	2,618	↓
Quarter ending March 2018	2,529	↓
Quarter ending June 2018	2,474	↓
Quarter ending September 2018	2,334	↓
Variance since September 2017	(12.6%)	↓



ACTIVITY



Adjusted Scheduled Activity (UDA)		
Month	2018	2019
April	517	413
May	1,051	855
June	1,573	1,445
July	2,196	2,207
August	2,924	2,537
September	3,351	2,688
October	4,071	
November	4,548	
December	5,162	
January	5,632	
February	6,324	
March	6,695	
April	6,778	
May	6,778	
June	6,775	

QUALITY

	Quantity	Base Number	Contract	AT	Region	England
% of FP17s for the same patient ID Re-attending within 3 months - Children	52	453	11.5%	11.4%	12.2%	11.6%
% of FP17s for the same patient ID Re-attending within 3 months - Adults	87	894	9.7%	14.7%	15.8%	15.5%
% of FP17s for the same patient ID Re-attending between 3 & 9 months - Children	167	453	36.9%	54.5%	60.3%	58.8%
% of FP17s for the same patient ID Re-attending between 3 & 9 months - Adults	461	894	51.6%	50.5%	53.5%	51.1%
% of FP17s for Band 1 Urgent Courses	20	1,273	1.6%	8.8%	9.1%	9.0%
% of FP17s Relating to Free Repair or Replacements	19	1,273	1.5%	1.2%	1.0%	0.8%
% of FP17s Relating to Continuations	18	1,273	1.4%	1.3%	1.0%	0.9%
% of Patients satisfied with the dentistry they have received	1	1	N/A	93.5%	93.6%	93.3%
% of Patients satisfied with the time they had to wait for an appointment	1	1	N/A	90.3%	89.8%	88.9%

* This is based on patients treated on this contract for their most recent course of treatment. Figures in italics indicate the base number of FP17s or Patient Questionnaire responses are less than 100. N/A is shown where the base number of responses is less than 10 during the period. % is calculated as Quantity/Base number*100

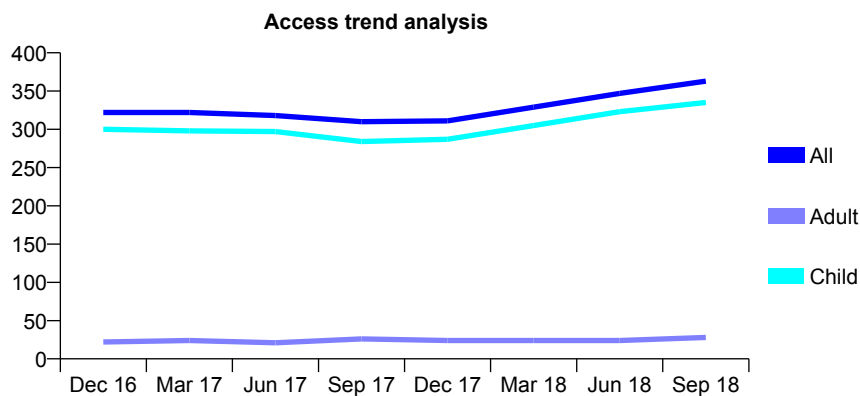
Q45 - Vital Signs At a Glance Contract Report for 235482/0001 - September 2018

Name or company name	MR C WENHAM
Contract type name	GDS Contract
Purpose of contract	General and Orthodontic
Contract start date	01/04/2006
Contract end date	

18/19 Contracted general activity (UDA)	1,050
Carry forward general activity (UDA)	0
18/19 Contracted orthodontic activity (UOA)	0
Carry forward orthodontic activity (UOA)	0
Baseline contract value	£17,914.18

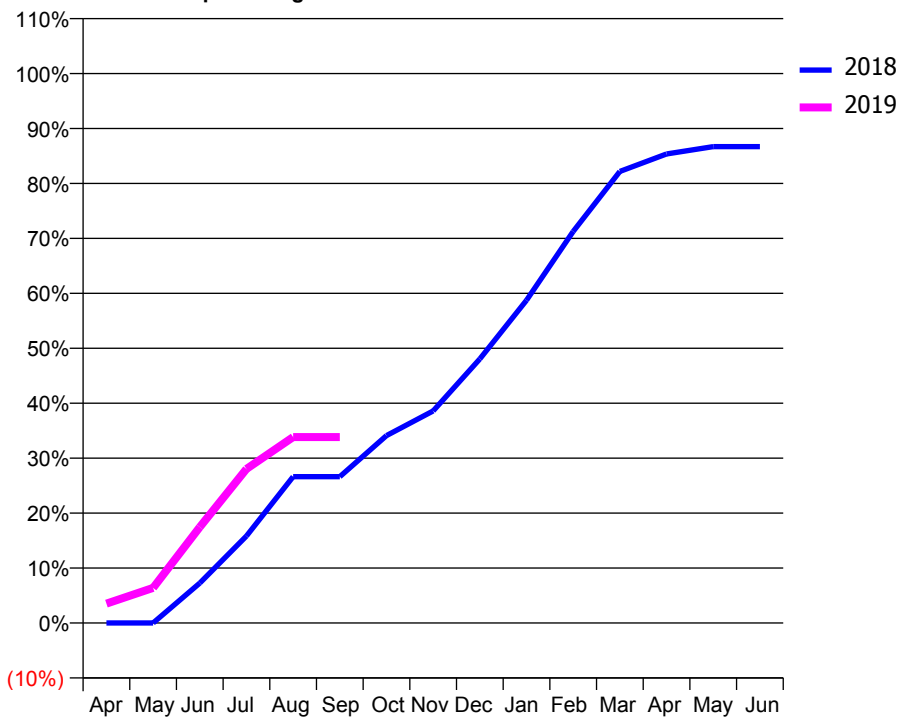
ACCESS*

Patients seen in 24 months	Total	Change since previous quarter
Quarter ending September 2017	310	
Quarter ending December 2017	311	→
Quarter ending March 2018	329	↑
Quarter ending June 2018	347	↑
Quarter ending September 2018	363	↑
Variance since September 2017	17.1%	↑



ACTIVITY

Cumulative percentage of contracted UDA delivered 2018 & 2019



Month	Adjusted Scheduled Activity (UDA)	
	2018	2019
April	0	37
May	0	67
June	76	183
July	166	294
August	280	355
September	280	355
October	358	
November	405	
December	505	
January	617	
February	748	
March	863	
April	896	
May	910	
June	910	

QUALITY

	Quantity	Base Number	Contract	AT	Region	England
% of FP17s for the same patient ID Re-attending within 3 months - Children	15	189	7.9%	11.4%	12.2%	11.6%
% of FP17s for the same patient ID Re-attending within 3 months - Adults	1	4	25.0%	14.7%	15.8%	15.5%
% of FP17s for the same patient ID Re-attending between 3 & 9 months - Children	94	189	49.7%	54.5%	60.3%	58.8%
% of FP17s for the same patient ID Re-attending between 3 & 9 months - Adults	2	4	50.0%	50.5%	53.5%	51.1%
% of FP17s for Band 1 Urgent Courses	2	167	1.2%	8.8%	9.1%	9.0%
% of FP17s Relating to Free Repair or Replacements	0	167	0.0%	1.2%	1.0%	0.8%
% of FP17s Relating to Continuations	0	167	0.0%	1.3%	1.0%	0.9%
% of Patients satisfied with the dentistry they have received	0	0	N/A	93.5%	93.6%	93.3%
% of Patients satisfied with the time they had to wait for an appointment	0	0	N/A	90.3%	89.8%	88.9%

* This is based on patients treated on this contract for their most recent course of treatment. Figures in italics indicate the base number of FP17s or Patient Questionnaire responses are less than 100. N/A is shown where the base number of responses is less than 10 during the period. % is calculated as Quantity/Base number*100

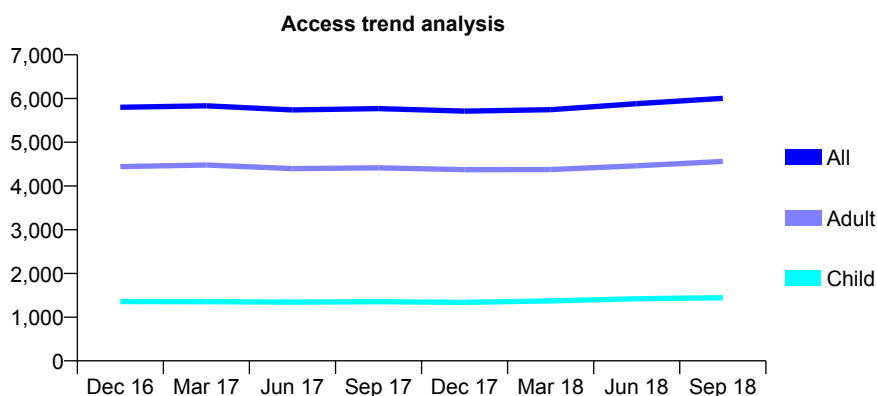
Q45 - Vital Signs At a Glance Contract Report for 278734/0001 - September 2018

Name or company name	MR NK DIDDEE
Contract type name	PDS Plus Contract
Purpose of contract	General
Contract start date	01/02/2010
Contract end date	31/01/2020

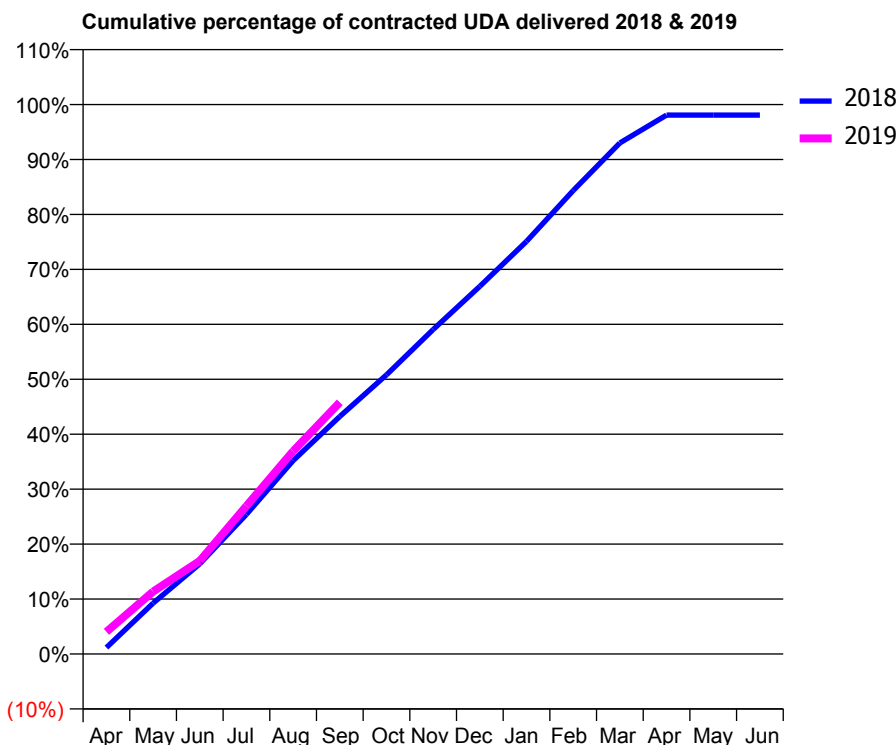
18/19 Contracted general activity (UDA)	18,000
Carry forward general activity (UDA)	0
18/19 Contracted orthodontic activity (UOA)	0
Carry forward orthodontic activity (UOA)	0
Baseline contract value	£509,072.32

ACCESS*

Patients seen in 24 months	Total	Change since previous quarter
Quarter ending September 2017	5,768	
Quarter ending December 2017	5,710	↓
Quarter ending March 2018	5,746	→
Quarter ending June 2018	5,881	↑
Quarter ending September 2018	6,005	↑
Variance since September 2017	4.1%	↑



ACTIVITY



Adjusted Scheduled Activity (UDA)		
Month	2018	2019
April	188	727
May	1,479	2,046
June	2,626	3,049
July	4,067	4,852
August	5,633	6,644
September	6,917	8,243
October	8,129	
November	9,448	
December	10,705	
January	12,016	
February	13,496	
March	14,881	
April	15,692	
May	15,692	
June	15,692	

QUALITY

	Quantity	Base Number	Contract	AT	Region	England
% of FP17s for the same patient ID Re-attending within 3 months - Children	113	1,235	9.1%	11.4%	12.2%	11.6%
% of FP17s for the same patient ID Re-attending within 3 months - Adults	500	3,471	14.4%	14.7%	15.8%	15.5%
% of FP17s for the same patient ID Re-attending between 3 & 9 months - Children	746	1,235	60.4%	54.5%	60.3%	58.8%
% of FP17s for the same patient ID Re-attending between 3 & 9 months - Adults	1,788	3,471	51.5%	50.5%	53.5%	51.1%
% of FP17s for Band 1 Urgent Courses	314	4,365	7.2%	8.8%	9.1%	9.0%
% of FP17s Relating to Free Repair or Replacements	28	4,365	0.6%	1.2%	1.0%	0.8%
% of FP17s Relating to Continuations	34	4,365	0.8%	1.3%	1.0%	0.9%
% of Patients satisfied with the dentistry they have received	4	4	N/A	93.5%	93.6%	93.3%
% of Patients satisfied with the time they had to wait for an appointment	4	4	N/A	90.3%	89.8%	88.9%

* This is based on patients treated on this contract for their most recent course of treatment. Figures in italics indicate the base number of FP17s or Patient Questionnaire responses are less than 100. N/A is shown where the base number of responses is less than 10 during the period. % is calculated as Quantity/Base number*100

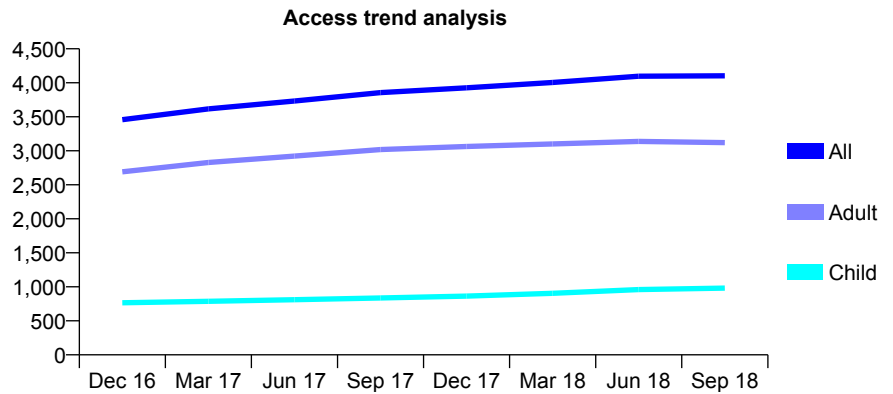
Q45 - Vital Signs At a Glance Contract Report for 278734/0002 - September 2018

Name or company name	MR NK DIDDEE
Contract type name	GDS Contract
Purpose of contract	General
Contract start date	01/04/2013
Contract end date	

18/19 Contracted general activity (UDA)	12,341
Carry forward general activity (UDA)	0
18/19 Contracted orthodontic activity (UOA)	0
Carry forward orthodontic activity (UOA)	0
Baseline contract value	£319,311.32

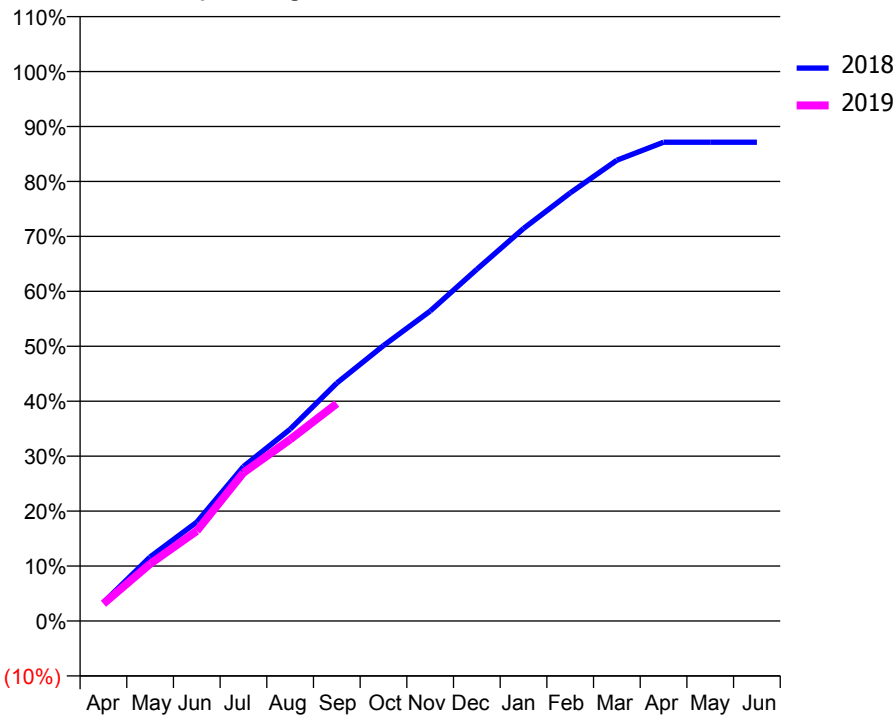
ACCESS*

Patients seen in 24 months	Total	Change since previous quarter
Quarter ending September 2017	3,855	
Quarter ending December 2017	3,926	→
Quarter ending March 2018	4,004	→
Quarter ending June 2018	4,097	↑
Quarter ending September 2018	4,102	→
Variance since September 2017	6.4%	↑



ACTIVITY

Cumulative percentage of contracted UDA delivered 2018 & 2019



Month	Adjusted Scheduled Activity (UDA)	
	2018	2019
April	415	387
May	1,439	1,283
June	2,220	2,022
July	3,469	3,331
August	4,309	4,076
September	5,344	4,883
October	6,186	
November	6,961	
December	7,898	
January	8,817	
February	9,614	
March	10,347	
April	10,754	
May	10,754	
June	10,754	

QUALITY

	Quantity	Base Number	Contract	AT	Region	England
% of FP17s for the same patient ID Re-attending within 3 months - Children	30	604	5.0%	11.4%	12.2%	11.6%
% of FP17s for the same patient ID Re-attending within 3 months - Adults	182	1,811	10.0%	14.7%	15.8%	15.5%
% of FP17s for the same patient ID Re-attending between 3 & 9 months - Children	246	604	40.7%	54.5%	60.3%	58.8%
% of FP17s for the same patient ID Re-attending between 3 & 9 months - Adults	852	1,811	47.0%	50.5%	53.5%	51.1%
% of FP17s for Band 1 Urgent Courses	124	2,255	5.5%	8.8%	9.1%	9.0%
% of FP17s Relating to Free Repair or Replacements	10	2,255	0.4%	1.2%	1.0%	0.8%
% of FP17s Relating to Continuations	23	2,255	1.0%	1.3%	1.0%	0.9%
% of Patients satisfied with the dentistry they have received	3	3	N/A	93.5%	93.6%	93.3%
% of Patients satisfied with the time they had to wait for an appointment	2	3	N/A	90.3%	89.8%	88.9%

* This is based on patients treated on this contract for their most recent course of treatment. Figures in italics indicate the base number of FP17s or Patient Questionnaire responses are less than 100. N/A is shown where the base number of responses is less than 10 during the period. % is calculated as Quantity/Base number*100

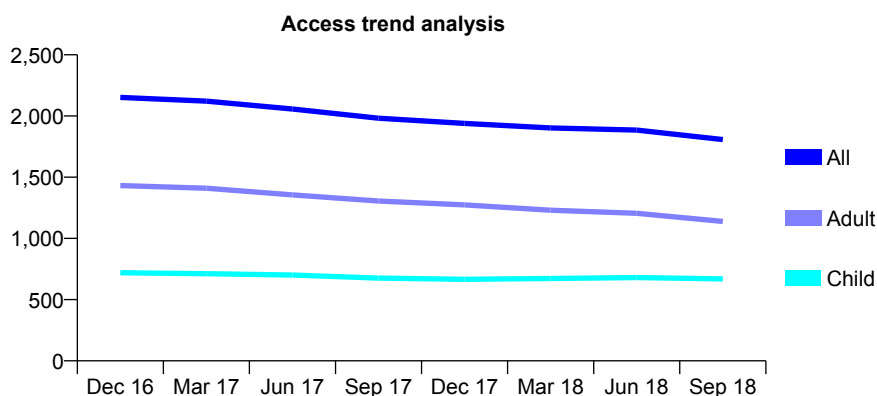
Q45 - Vital Signs At a Glance Contract Report for 279145/0001 - September 2018

Name or company name	MR AK ZARKADIS
Contract type name	GDS Contract
Purpose of contract	General
Contract start date	20/09/2010
Contract end date	

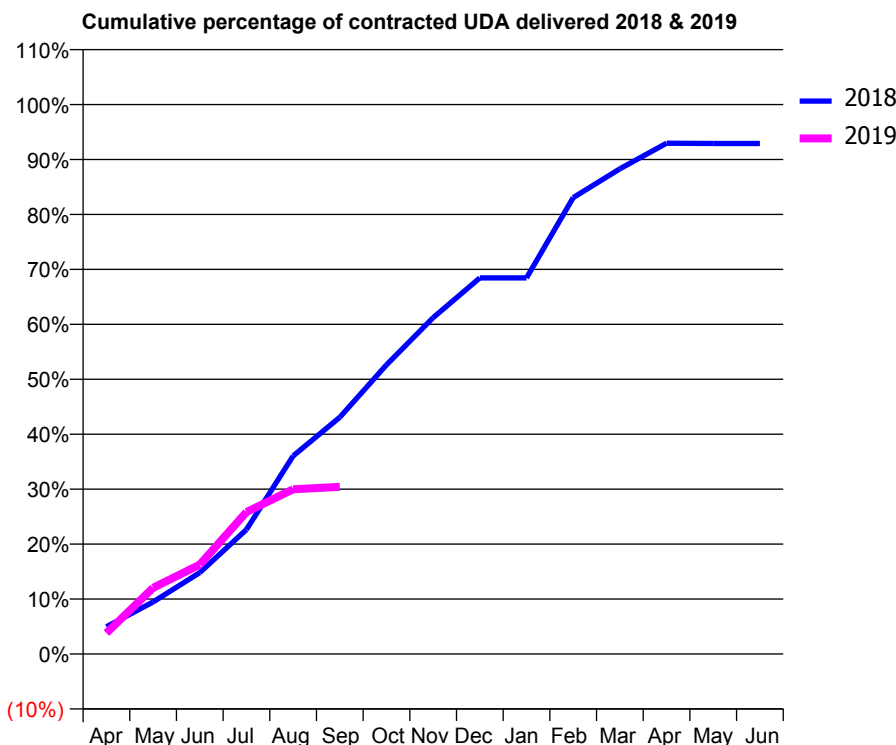
18/19 Contracted general activity (UDA)	5,795
Carry forward general activity (UDA)	0
18/19 Contracted orthodontic activity (UOA)	0
Carry forward orthodontic activity (UOA)	0
Baseline contract value	£133,075.38

ACCESS*

Patients seen in 24 months	Total	Change since previous quarter
Quarter ending September 2017	1,982	
Quarter ending December 2017	1,940	↓
Quarter ending March 2018	1,903	↓
Quarter ending June 2018	1,885	→
Quarter ending September 2018	1,808	↓
Variance since September 2017	(8.8%)	↓



ACTIVITY



Adjusted Scheduled Activity (UDA)		
Month	2018	2019
April	288	222
May	550	698
June	858	944
July	1,313	1,496
August	2,088	1,737
September	2,497	1,762
October	3,049	
November	3,547	
December	3,967	
January	3,967	
February	4,813	
March	5,116	
April	5,387	
May	5,384	
June	5,384	

QUALITY

	Quantity	Base Number	Contract	AT	Region	England
% of FP17s for the same patient ID Re-attending within 3 months - Children	26	421	6.2%	11.4%	12.2%	11.6%
% of FP17s for the same patient ID Re-attending within 3 months - Adults	88	616	14.3%	14.7%	15.8%	15.5%
% of FP17s for the same patient ID Re-attending between 3 & 9 months - Children	275	421	65.3%	54.5%	60.3%	58.8%
% of FP17s for the same patient ID Re-attending between 3 & 9 months - Adults	383	616	62.2%	50.5%	53.5%	51.1%
% of FP17s for Band 1 Urgent Courses	32	923	3.5%	8.8%	9.1%	9.0%
% of FP17s Relating to Free Repair or Replacements	9	923	1.0%	1.2%	1.0%	0.8%
% of FP17s Relating to Continuations	29	923	3.1%	1.3%	1.0%	0.9%
% of Patients satisfied with the dentistry they have received	0	0	N/A	93.5%	93.6%	93.3%
% of Patients satisfied with the time they had to wait for an appointment	0	0	N/A	90.3%	89.8%	88.9%

* This is based on patients treated on this contract for their most recent course of treatment. Figures in italics indicate the base number of FP17s or Patient Questionnaire responses are less than 100. N/A is shown where the base number of responses is less than 10 during the period. % is calculated as Quantity/Base number*100

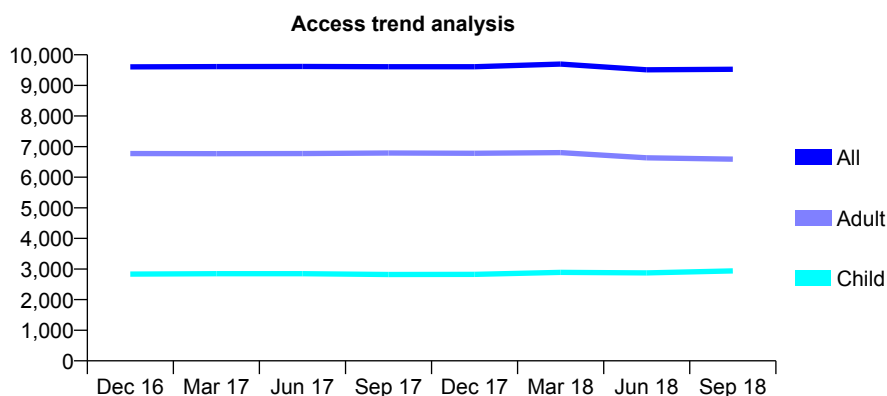
Q45 - Vital Signs At a Glance Contract Report for 298735/0001 - September 2018

Name or company name	MR A HUSSAIN
Contract type name	Pilot Contract
Purpose of contract	General
Contract start date	31/03/2014
Contract end date	

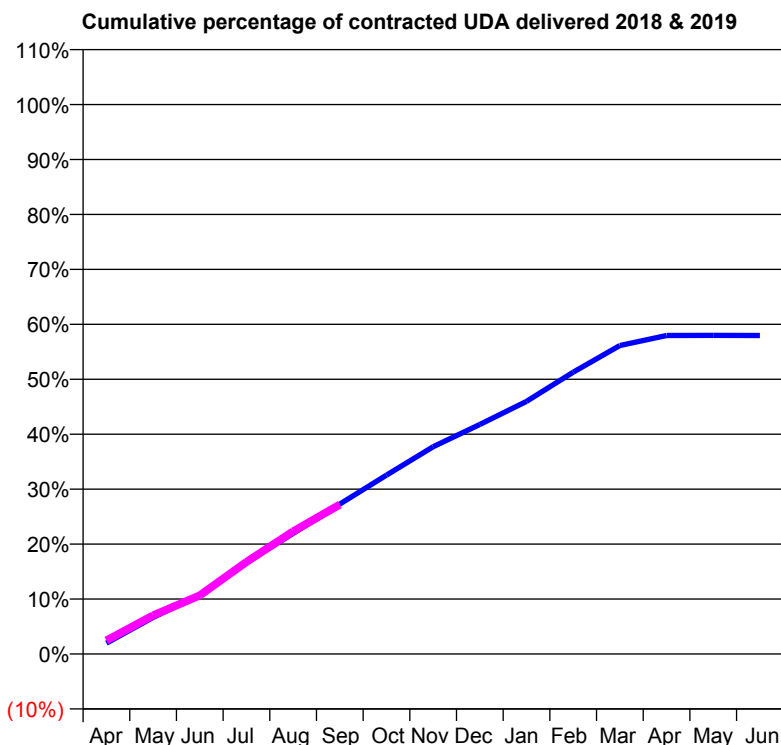
18/19 Contracted general activity (UDA)	43,820
Carry forward general activity (UDA)	0
18/19 Contracted orthodontic activity (UOA)	0
Carry forward orthodontic activity (UOA)	0
Baseline contract value	£1,266,646.76

ACCESS*

Patients seen in 24 months	Total	Change since previous quarter
Quarter ending September 2017	9,611	
Quarter ending December 2017	9,608	→
Quarter ending March 2018	9,696	→
Quarter ending June 2018	9,508	↓
Quarter ending September 2018	9,526	→
Variance since September 2017	(0.9%)	→



ACTIVITY



Month	2018	2019
April	862	1,075
May	2,918	3,076
June	4,717	4,678
July	7,311	7,345
August	9,618	9,780
September	11,952	11,917
October	14,266	
November	16,534	
December	18,307	
January	20,147	
February	22,474	
March	24,598	
April	25,398	
May	25,410	
June	25,404	

QUALITY

	Quantity	Base Number	Contract	AT	Region	England
% of FP17s for the same patient ID Re-attending within 3 months - Children	180	2,177	8.3%	11.4%	12.2%	11.6%
% of FP17s for the same patient ID Re-attending within 3 months - Adults	691	4,097	16.9%	14.7%	15.8%	15.5%
% of FP17s for the same patient ID Re-attending between 3 & 9 months - Children	1,142	2,177	52.5%	54.5%	60.3%	58.8%
% of FP17s for the same patient ID Re-attending between 3 & 9 months - Adults	1,596	4,097	39.0%	50.5%	53.5%	51.1%
% of FP17s for Band 1 Urgent Courses	301	5,706	5.3%	8.8%	9.1%	9.0%
% of FP17s Relating to Free Repair or Replacements	79	5,706	1.4%	1.2%	1.0%	0.8%
% of FP17s Relating to Continuations	102	5,706	1.8%	1.3%	1.0%	0.9%
% of Patients satisfied with the dentistry they have received	4	5	N/A	93.5%	93.6%	93.3%
% of Patients satisfied with the time they had to wait for an appointment	5	5	N/A	90.3%	89.8%	88.9%

* This is based on patients treated on this contract for their most recent course of treatment. Figures in italics indicate the base number of FP17s or Patient Questionnaire responses are less than 100. N/A is shown where the base number of responses is less than 10 during the period. % is calculated as Quantity/Base number*100

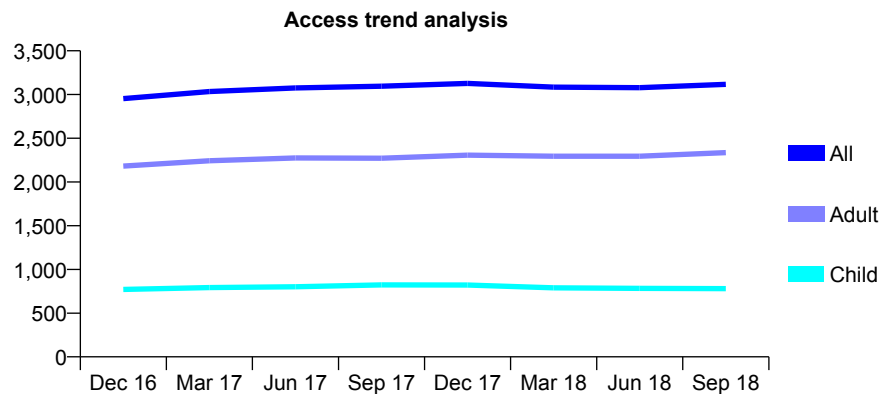
Q45 - Vital Signs At a Glance Contract Report for 325147/0001 - September 2018

Name or company name	MR SG HEMSLEY
Contract type name	Pilot Contract
Purpose of contract	General
Contract start date	01/04/2006
Contract end date	

18/19 Contracted general activity (UDA)	12,000
Carry forward general activity (UDA)	0
18/19 Contracted orthodontic activity (UOA)	0
Carry forward orthodontic activity (UOA)	0
Baseline contract value	£355,899.79

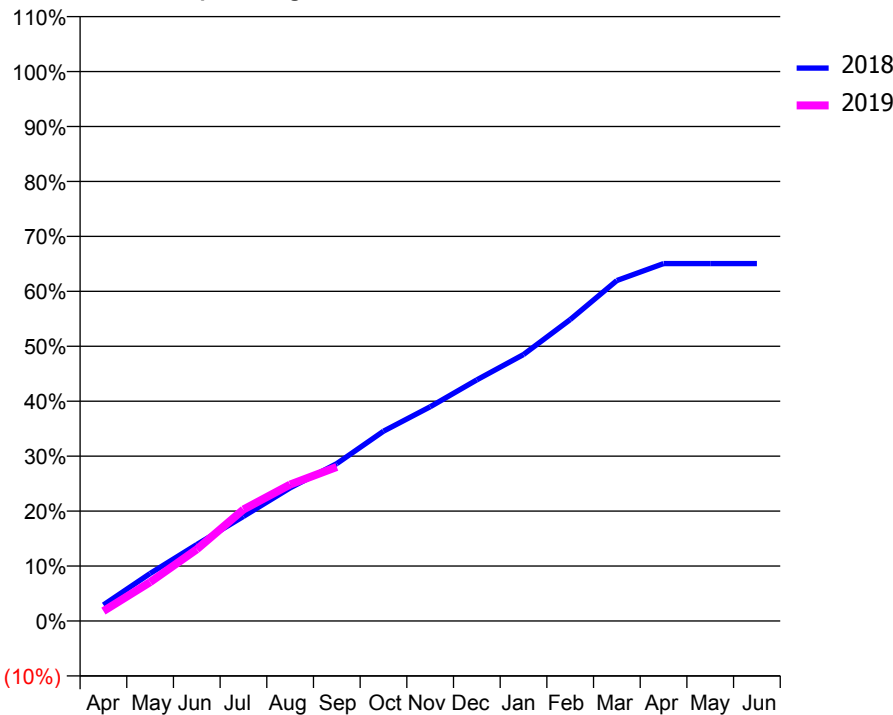
ACCESS*

Patients seen in 24 months	Total	Change since previous quarter
Quarter ending September 2017	3,095	
Quarter ending December 2017	3,127	→
Quarter ending March 2018	3,084	↓
Quarter ending June 2018	3,078	→
Quarter ending September 2018	3,116	→
Variance since September 2017	0.7%	→



ACTIVITY

Cumulative percentage of contracted UDA delivered 2018 & 2019



Month	Adjusted Scheduled Activity (UDA)	
	2018	2019
April	351	218
May	1,039	849
June	1,669	1,566
July	2,285	2,435
August	2,907	2,980
September	3,438	3,364
October	4,147	
November	4,679	
December	5,266	
January	5,821	
February	6,583	
March	7,437	
April	7,807	
May	7,807	
June	7,807	

QUALITY

	Quantity	Base Number	Contract	AT	Region	England
% of FP17s for the same patient ID Re-attending within 3 months - Children	10	348	2.9%	11.4%	12.2%	11.6%
% of FP17s for the same patient ID Re-attending within 3 months - Adults	108	995	10.9%	14.7%	15.8%	15.5%
% of FP17s for the same patient ID Re-attending between 3 & 9 months - Children	61	348	17.5%	54.5%	60.3%	58.8%
% of FP17s for the same patient ID Re-attending between 3 & 9 months - Adults	217	995	21.8%	50.5%	53.5%	51.1%
% of FP17s for Band 1 Urgent Courses	15	1,238	1.2%	8.8%	9.1%	9.0%
% of FP17s Relating to Free Repair or Replacements	15	1,238	1.2%	1.2%	1.0%	0.8%
% of FP17s Relating to Continuations	30	1,238	2.4%	1.3%	1.0%	0.9%
% of Patients satisfied with the dentistry they have received	4	4	N/A	93.5%	93.6%	93.3%
% of Patients satisfied with the time they had to wait for an appointment	4	4	N/A	90.3%	89.8%	88.9%

* This is based on patients treated on this contract for their most recent course of treatment. Figures in italics indicate the base number of FP17s or Patient Questionnaire responses are less than 100. N/A is shown where the base number of responses is less than 10 during the period. % is calculated as Quantity/Base number*100

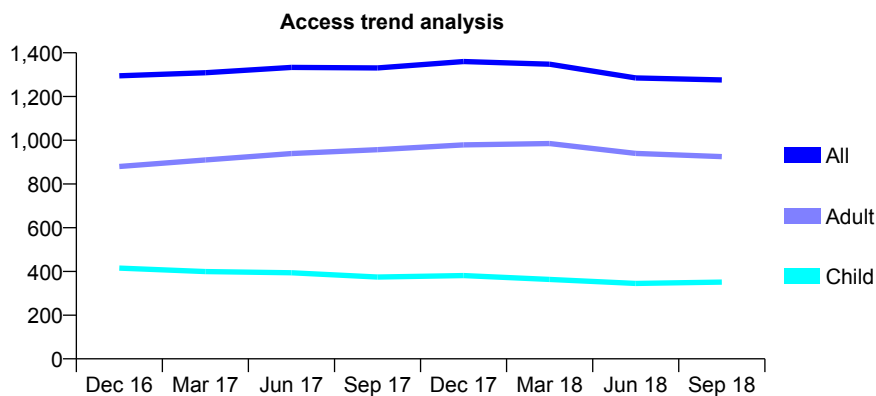
Q45 - Vital Signs At a Glance Contract Report for 326445/0001 - September 2018

Name or company name	MRS M PUTTICK
Contract type name	GDS Contract
Purpose of contract	General
Contract start date	01/04/2006
Contract end date	

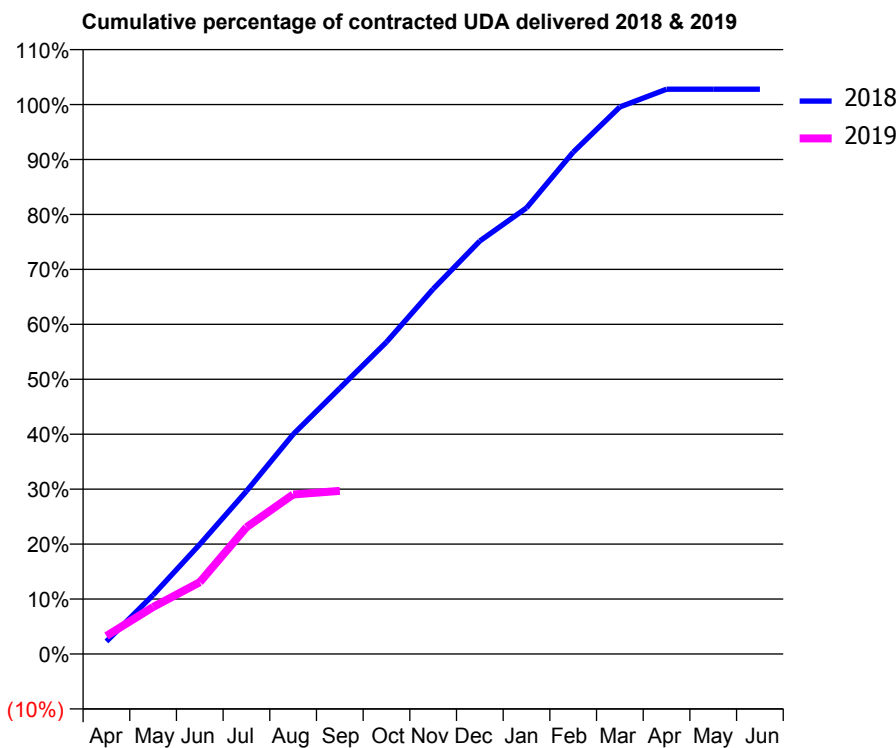
18/19 Contracted general activity (UDA)	4,030
Carry forward general activity (UDA)	0
18/19 Contracted orthodontic activity (UOA)	0
Carry forward orthodontic activity (UOA)	0
Baseline contract value	£123,023.44

ACCESS*

Patients seen in 24 months	Total	Change since previous quarter
Quarter ending September 2017	1,331	
Quarter ending December 2017	1,360	↑
Quarter ending March 2018	1,348	→
Quarter ending June 2018	1,285	↓
Quarter ending September 2018	1,276	→
Variance since September 2017	(4.1%)	↓



ACTIVITY



Month	Adjusted Scheduled Activity (UDA)	
	2018	2019
April	92	132
May	433	345
June	804	526
July	1,194	930
August	1,612	1,170
September	1,949	1,196
October	2,288	
November	2,678	
December	3,029	
January	3,272	
February	3,680	
March	4,012	
April	4,142	
May	4,142	
June	4,142	

QUALITY

	Quantity	Base Number	Contract	AT	Region	England
% of FP17s for the same patient ID Re-attending within 3 months - Children	17	196	8.7%	11.4%	12.2%	11.6%
% of FP17s for the same patient ID Re-attending within 3 months - Adults	34	430	7.9%	14.7%	15.8%	15.5%
% of FP17s for the same patient ID Re-attending between 3 & 9 months - Children	85	196	43.4%	54.5%	60.3%	58.8%
% of FP17s for the same patient ID Re-attending between 3 & 9 months - Adults	209	430	48.6%	50.5%	53.5%	51.1%
% of FP17s for Band 1 Urgent Courses	21	575	3.7%	8.8%	9.1%	9.0%
% of FP17s Relating to Free Repair or Replacements	11	575	1.9%	1.2%	1.0%	0.8%
% of FP17s Relating to Continuations	7	575	1.2%	1.3%	1.0%	0.9%
% of Patients satisfied with the dentistry they have received	1	1	N/A	93.5%	93.6%	93.3%
% of Patients satisfied with the time they had to wait for an appointment	1	1	N/A	90.3%	89.8%	88.9%

* This is based on patients treated on this contract for their most recent course of treatment. Figures in italics indicate the base number of FP17s or Patient Questionnaire responses are less than 100. N/A is shown where the base number of responses is less than 10 during the period. % is calculated as Quantity/Base number*100

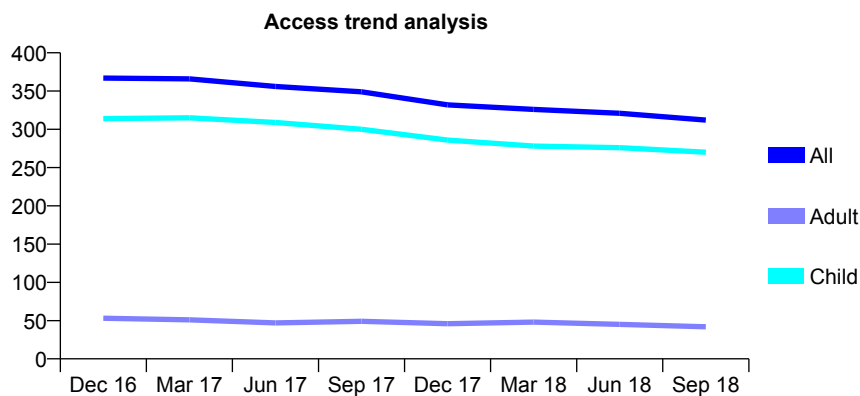
Q45 - Vital Signs At a Glance Contract Report for 326755/0001 - September 2018

Name or company name	MR FN PLAHE
Contract type name	GDS Contract
Purpose of contract	General
Contract start date	01/04/2006
Contract end date	

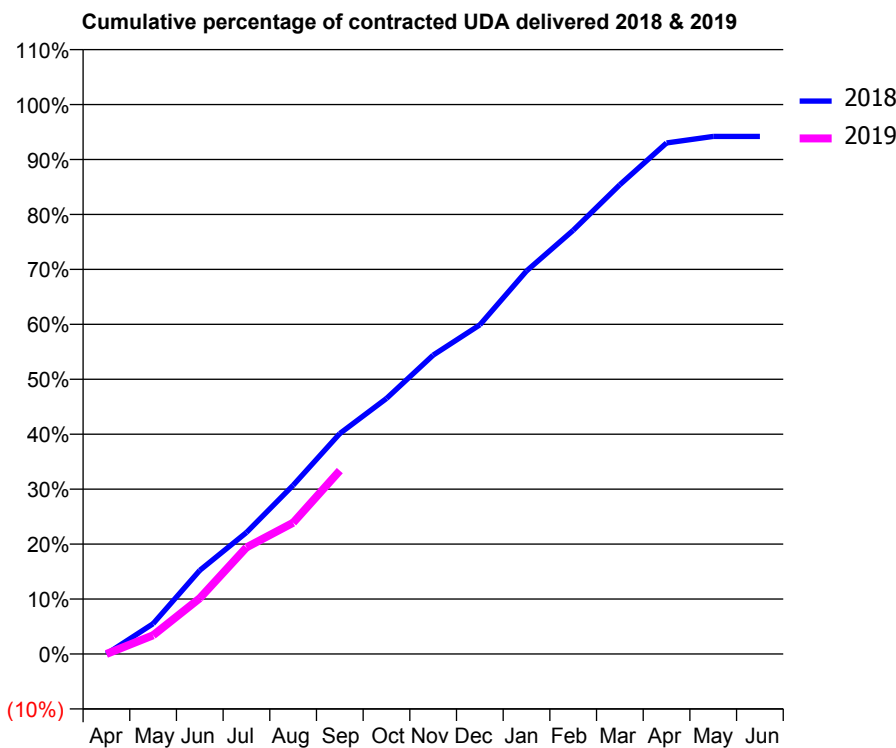
18/19 Contracted general activity (UDA)	1,678
Carry forward general activity (UDA)	0
18/19 Contracted orthodontic activity (UOA)	0
Carry forward orthodontic activity (UOA)	0
Baseline contract value	£47,916.57

ACCESS*

Patients seen in 24 months	Total	Change since previous quarter
Quarter ending September 2017	349	
Quarter ending December 2017	332	↓
Quarter ending March 2018	326	↓
Quarter ending June 2018	321	↓
Quarter ending September 2018	312	↓
Variance since September 2017	(10.6%)	↓



ACTIVITY



Month	Adjusted Scheduled Activity (UDA)	
	2018	2019
April	0	0
May	93	57
June	255	170
July	371	325
August	515	401
September	673	560
October	780	
November	913	
December	1,005	
January	1,170	
February	1,294	
March	1,433	
April	1,560	
May	1,580	
June	1,580	

QUALITY

	Quantity	Base Number	Contract	AT	Region	England
% of FP17s for the same patient ID Re-attending within 3 months - Children	120	345	34.8%	11.4%	12.2%	11.6%
% of FP17s for the same patient ID Re-attending within 3 months - Adults	0	0	N/A	14.7%	15.8%	15.5%
% of FP17s for the same patient ID Re-attending between 3 & 9 months - Children	171	345	49.6%	54.5%	60.3%	58.8%
% of FP17s for the same patient ID Re-attending between 3 & 9 months - Adults	0	0	N/A	50.5%	53.5%	51.1%
% of FP17s for Band 1 Urgent Courses	39	276	14.1%	8.8%	9.1%	9.0%
% of FP17s Relating to Free Repair or Replacements	1	276	0.4%	1.2%	1.0%	0.8%
% of FP17s Relating to Continuations	2	276	0.7%	1.3%	1.0%	0.9%
% of Patients satisfied with the dentistry they have received	1	1	N/A	93.5%	93.6%	93.3%
% of Patients satisfied with the time they had to wait for an appointment	1	1	N/A	90.3%	89.8%	88.9%

* This is based on patients treated on this contract for their most recent course of treatment. Figures in italics indicate the base number of FP17s or Patient Questionnaire responses are less than 100. N/A is shown where the base number of responses is less than 10 during the period. % is calculated as Quantity/Base number*100

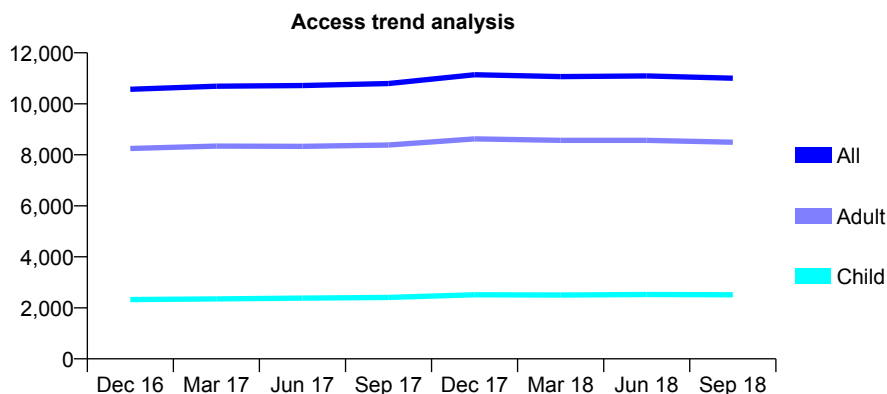
Q45 - Vital Signs At a Glance Contract Report for 328146/0001 - September 2018

Name or company name	MR ND SMITH
Contract type name	GDS Contract
Purpose of contract	General and Orthodontic
Contract start date	01/04/2006
Contract end date	

18/19 Contracted general activity (UDA)	36,811
Carry forward general activity (UDA)	0
18/19 Contracted orthodontic activity (UOA)	630
Carry forward orthodontic activity (UOA)	0
Baseline contract value	£943,252.17

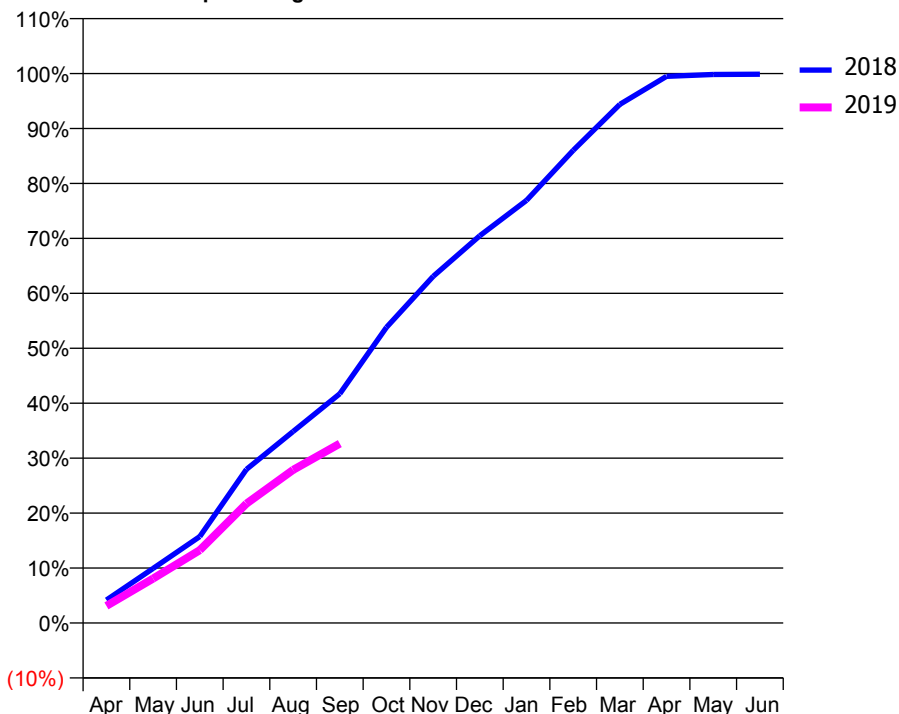
ACCESS*

Patients seen in 24 months	Total	Change since previous quarter
Quarter ending September 2017	10,794	
Quarter ending December 2017	11,138	↑
Quarter ending March 2018	11,069	→
Quarter ending June 2018	11,094	→
Quarter ending September 2018	11,006	→
Variance since September 2017	2.0%	→



ACTIVITY

Cumulative percentage of contracted UDA delivered 2018 & 2019



Adjusted Scheduled Activity (UDA)		
Month	2018	2019
April	1,415	1,150
May	3,361	2,982
June	5,321	4,884
July	9,453	7,997
August	11,790	10,262
September	14,112	12,024
October	18,195	
November	21,328	
December	23,833	
January	26,004	
February	29,085	
March	31,911	
April	33,637	
May	33,752	
June	33,764	

QUALITY

	Quantity	Base Number	Contract	AT	Region	England
% of FP17s for the same patient ID Re-attending within 3 months - Children	114	1,277	8.9%	11.4%	12.2%	11.6%
% of FP17s for the same patient ID Re-attending within 3 months - Adults	553	4,356	12.7%	14.7%	15.8%	15.5%
% of FP17s for the same patient ID Re-attending between 3 & 9 months - Children	556	1,277	43.5%	54.5%	60.3%	58.8%
% of FP17s for the same patient ID Re-attending between 3 & 9 months - Adults	1,996	4,356	45.8%	50.5%	53.5%	51.1%
% of FP17s for Band 1 Urgent Courses	379	4,979	7.6%	8.8%	9.1%	9.0%
% of FP17s Relating to Free Repair or Replacements	32	4,979	0.6%	1.2%	1.0%	0.8%
% of FP17s Relating to Continuations	63	4,979	1.3%	1.3%	1.0%	0.9%
% of Patients satisfied with the dentistry they have received	5	6	N/A	93.5%	93.6%	93.3%
% of Patients satisfied with the time they had to wait for an appointment	4	6	N/A	90.3%	89.8%	88.9%

* This is based on patients treated on this contract for their most recent course of treatment. Figures in italics indicate the base number of FP17s or Patient Questionnaire responses are less than 100. N/A is shown where the base number of responses is less than 10 during the period. % is calculated as Quantity/Base number*100

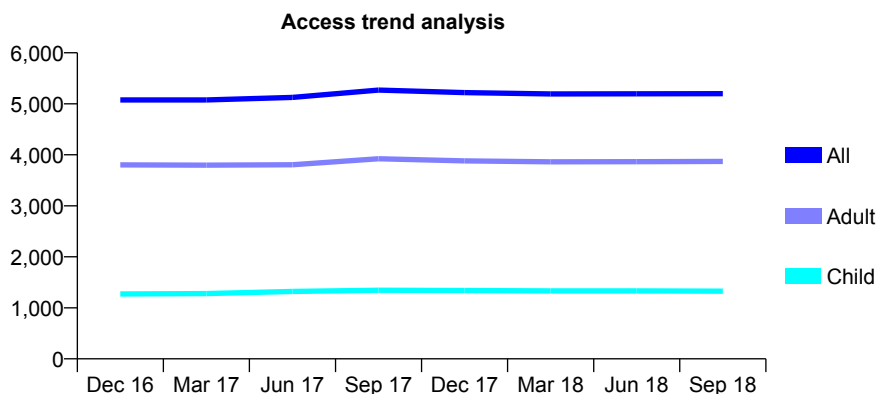
Q45 - Vital Signs At a Glance Contract Report for 329711/0002 - September 2018

Name or company name	MR S NEPALI
Contract type name	GDS Contract
Purpose of contract	General
Contract start date	01/04/2006
Contract end date	

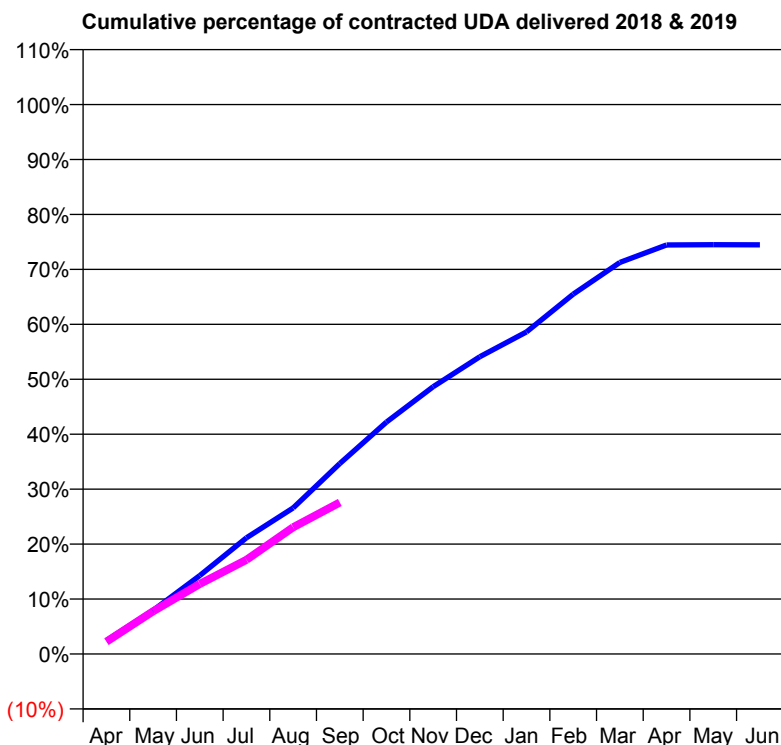
18/19 Contracted general activity (UDA)	19,500
Carry forward general activity (UDA)	0
18/19 Contracted orthodontic activity (UOA)	0
Carry forward orthodontic activity (UOA)	0
Baseline contract value	£522,307.10

ACCESS*

Patients seen in 24 months	Total	Change since previous quarter
Quarter ending September 2017	5,269	
Quarter ending December 2017	5,220	→
Quarter ending March 2018	5,194	→
Quarter ending June 2018	5,197	→
Quarter ending September 2018	5,199	→
Variance since September 2017	(1.3%)	↓



ACTIVITY



Month	Adjusted Scheduled Activity (UDA)	
	2018	2019
April	475	440
May	1,549	1,516
June	2,786	2,485
July	4,125	3,342
August	5,185	4,497
September	6,761	5,378
October	8,230	
November	9,485	
December	10,549	
January	11,431	
February	12,768	
March	13,896	
April	14,514	
May	14,524	
June	14,522	

QUALITY

	Quantity	Base Number	Contract	AT	Region	England
% of FP17s for the same patient ID Re-attending within 3 months - Children	46	700	6.6%	11.4%	12.2%	11.6%
% of FP17s for the same patient ID Re-attending within 3 months - Adults	244	1,972	12.4%	14.7%	15.8%	15.5%
% of FP17s for the same patient ID Re-attending between 3 & 9 months - Children	291	700	41.6%	54.5%	60.3%	58.8%
% of FP17s for the same patient ID Re-attending between 3 & 9 months - Adults	948	1,972	48.1%	50.5%	53.5%	51.1%
% of FP17s for Band 1 Urgent Courses	221	2,408	9.2%	8.8%	9.1%	9.0%
% of FP17s Relating to Free Repair or Replacements	48	2,408	2.0%	1.2%	1.0%	0.8%
% of FP17s Relating to Continuations	30	2,408	1.2%	1.3%	1.0%	0.9%
% of Patients satisfied with the dentistry they have received	8	9	N/A	93.5%	93.6%	93.3%
% of Patients satisfied with the time they had to wait for an appointment	8	9	N/A	90.3%	89.8%	88.9%

* This is based on patients treated on this contract for their most recent course of treatment. Figures in italics indicate the base number of FP17s or Patient Questionnaire responses are less than 100. N/A is shown where the base number of responses is less than 10 during the period. % is calculated as Quantity/Base number*100

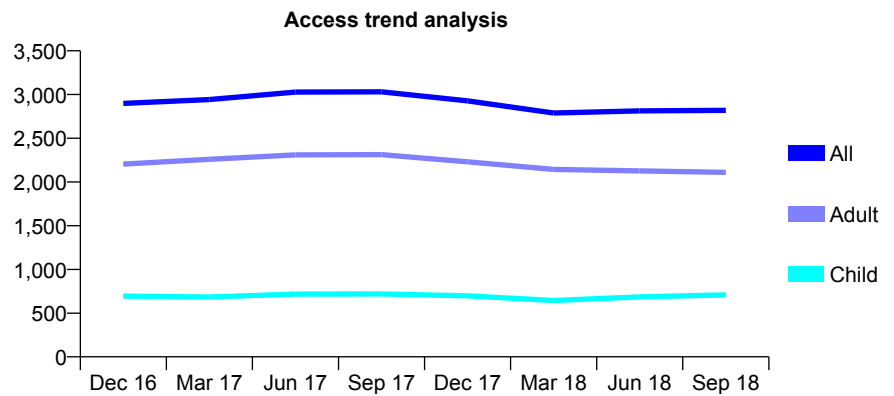
Q45 - Vital Signs At a Glance Contract Report for 331260/0001 - September 2018

Name or company name	MRS CR WILLIS
Contract type name	GDS Contract
Purpose of contract	General
Contract start date	01/04/2006
Contract end date	

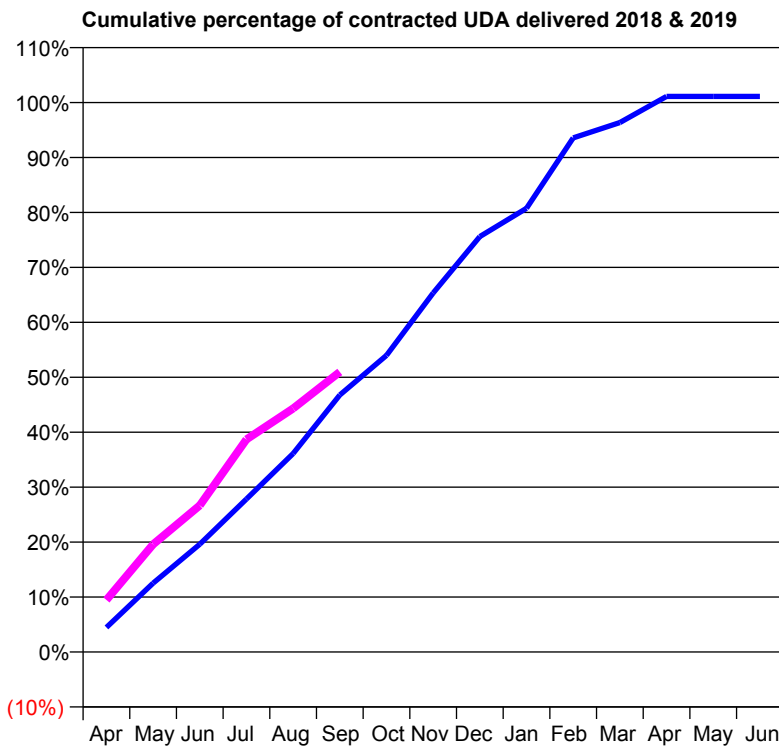
18/19 Contracted general activity (UDA)	7,365
Carry forward general activity (UDA)	-81
18/19 Contracted orthodontic activity (UOA)	0
Carry forward orthodontic activity (UOA)	0
Baseline contract value	£191,977.99

ACCESS*

Patients seen in 24 months	Total	Change since previous quarter
Quarter ending September 2017	3,031	
Quarter ending December 2017	2,928	↓
Quarter ending March 2018	2,788	↓
Quarter ending June 2018	2,813	→
Quarter ending September 2018	2,819	→
Variance since September 2017	(7.0%)	↓



ACTIVITY



Adjusted Scheduled Activity (UDA)		
Month	2018	2019
April	330	699
May	924	1,443
June	1,445	1,965
July	2,051	2,849
August	2,660	3,265
September	3,445	3,755
October	3,976	
November	4,812	
December	5,568	
January	5,947	
February	6,890	
March	7,096	
April	7,446	
May	7,446	
June	7,446	

QUALITY

	Quantity	Base Number	Contract	AT	Region	England
% of FP17s for the same patient ID Re-attending within 3 months - Children	16	510	3.1%	11.4%	12.2%	11.6%
% of FP17s for the same patient ID Re-attending within 3 months - Adults	143	1,469	9.7%	14.7%	15.8%	15.5%
% of FP17s for the same patient ID Re-attending between 3 & 9 months - Children	141	510	27.6%	54.5%	60.3%	58.8%
% of FP17s for the same patient ID Re-attending between 3 & 9 months - Adults	457	1,469	31.1%	50.5%	53.5%	51.1%
% of FP17s for Band 1 Urgent Courses	148	1,842	8.0%	8.8%	9.1%	9.0%
% of FP17s Relating to Free Repair or Replacements	18	1,842	1.0%	1.2%	1.0%	0.8%
% of FP17s Relating to Continuations	5	1,842	0.3%	1.3%	1.0%	0.9%
% of Patients satisfied with the dentistry they have received	1	1	N/A	93.5%	93.6%	93.3%
% of Patients satisfied with the time they had to wait for an appointment	0	1	N/A	90.3%	89.8%	88.9%

* This is based on patients treated on this contract for their most recent course of treatment. Figures in italics indicate the base number of FP17s or Patient Questionnaire responses are less than 100. N/A is shown where the base number of responses is less than 10 during the period. % is calculated as Quantity/Base number*100

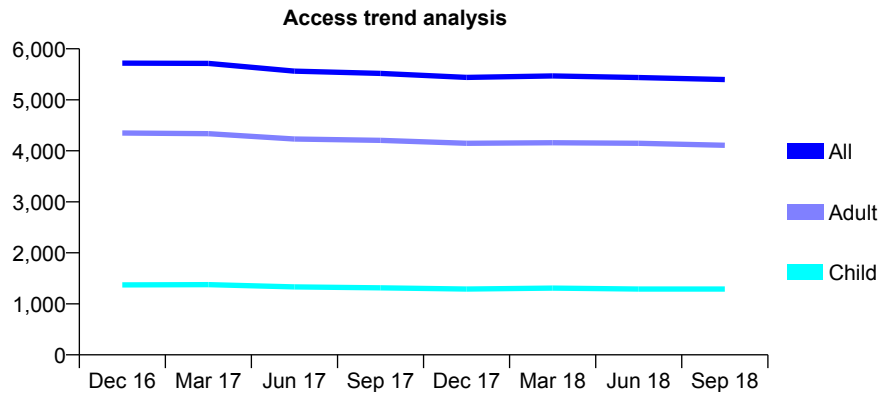
Q45 - Vital Signs At a Glance Contract Report for 334073/0001 - September 2018

Name or company name	MR AM SPIVEY
Contract type name	GDS Contract
Purpose of contract	General and Orthodontic
Contract start date	01/04/2006
Contract end date	

18/19 Contracted general activity (UDA)	19,763
Carry forward general activity (UDA)	0
18/19 Contracted orthodontic activity (UOA)	0
Carry forward orthodontic activity (UOA)	0
Baseline contract value	£474,592.47

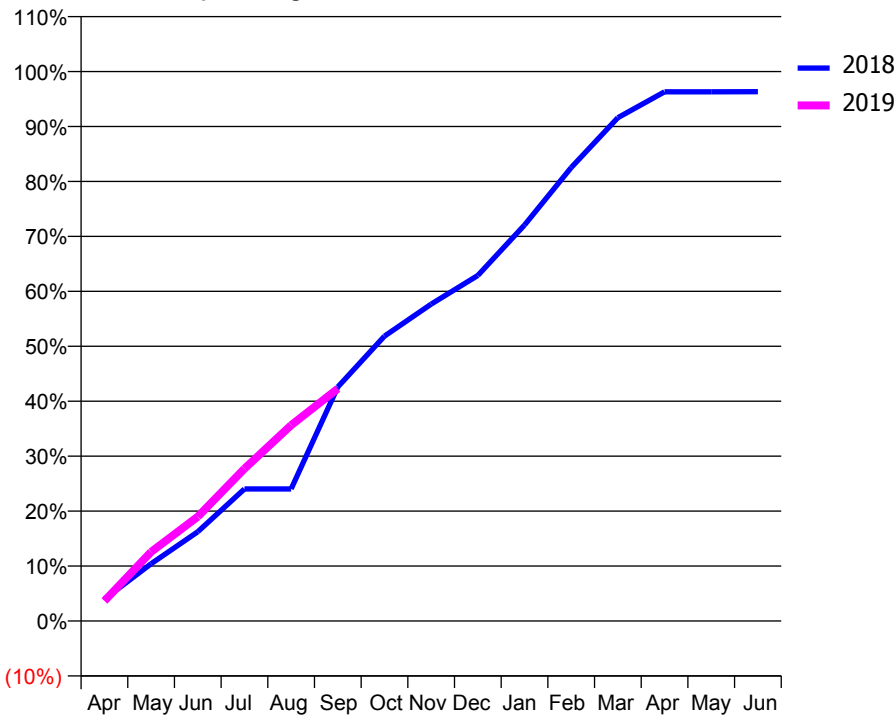
ACCESS*

Patients seen in 24 months	Total	Change since previous quarter
Quarter ending September 2017	5,518	
Quarter ending December 2017	5,440	↓
Quarter ending March 2018	5,468	→
Quarter ending June 2018	5,436	→
Quarter ending September 2018	5,397	→
Variance since September 2017	(2.2%)	↓



ACTIVITY

Cumulative percentage of contracted UDA delivered 2018 & 2019



Month	Adjusted Scheduled Activity (UDA)	
	2018	2019
April	770	722
May	2,005	2,487
June	3,132	3,752
July	4,632	5,481
August	4,632	7,044
September	8,207	8,355
October	9,989	
November	11,110	
December	12,112	
January	13,883	
February	15,894	
March	17,642	
April	18,550	
May	18,550	
June	18,557	

QUALITY

	Quantity	Base Number	Contract	AT	Region	England
% of FP17s for the same patient ID Re-attending within 3 months - Children	41	1,003	4.1%	11.4%	12.2%	11.6%
% of FP17s for the same patient ID Re-attending within 3 months - Adults	386	3,070	12.6%	14.7%	15.8%	15.5%
% of FP17s for the same patient ID Re-attending between 3 & 9 months - Children	618	1,003	61.6%	54.5%	60.3%	58.8%
% of FP17s for the same patient ID Re-attending between 3 & 9 months - Adults	1,871	3,070	60.9%	50.5%	53.5%	51.1%
% of FP17s for Band 1 Urgent Courses	235	3,683	6.4%	8.8%	9.1%	9.0%
% of FP17s Relating to Free Repair or Replacements	47	3,683	1.3%	1.2%	1.0%	0.8%
% of FP17s Relating to Continuations	17	3,683	0.5%	1.3%	1.0%	0.9%
% of Patients satisfied with the dentistry they have received	8	9	N/A	93.5%	93.6%	93.3%
% of Patients satisfied with the time they had to wait for an appointment	8	9	N/A	90.3%	89.8%	88.9%

* This is based on patients treated on this contract for their most recent course of treatment. Figures in italics indicate the base number of FP17s or Patient Questionnaire responses are less than 100. N/A is shown where the base number of responses is less than 10 during the period. % is calculated as Quantity/Base number*100

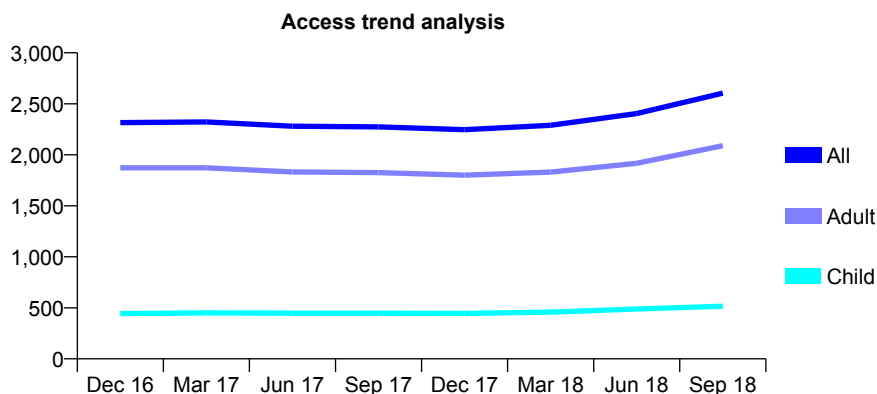
Q45 - Vital Signs At a Glance Contract Report for 367761/0001 - September 2018

Name or company name	MISS EM ALLEN
Contract type name	GDS Contract
Purpose of contract	General
Contract start date	13/03/2011
Contract end date	

18/19 Contracted general activity (UDA)	13,982
Carry forward general activity (UDA)	0
18/19 Contracted orthodontic activity (UOA)	0
Carry forward orthodontic activity (UOA)	0
Baseline contract value	£387,638.44

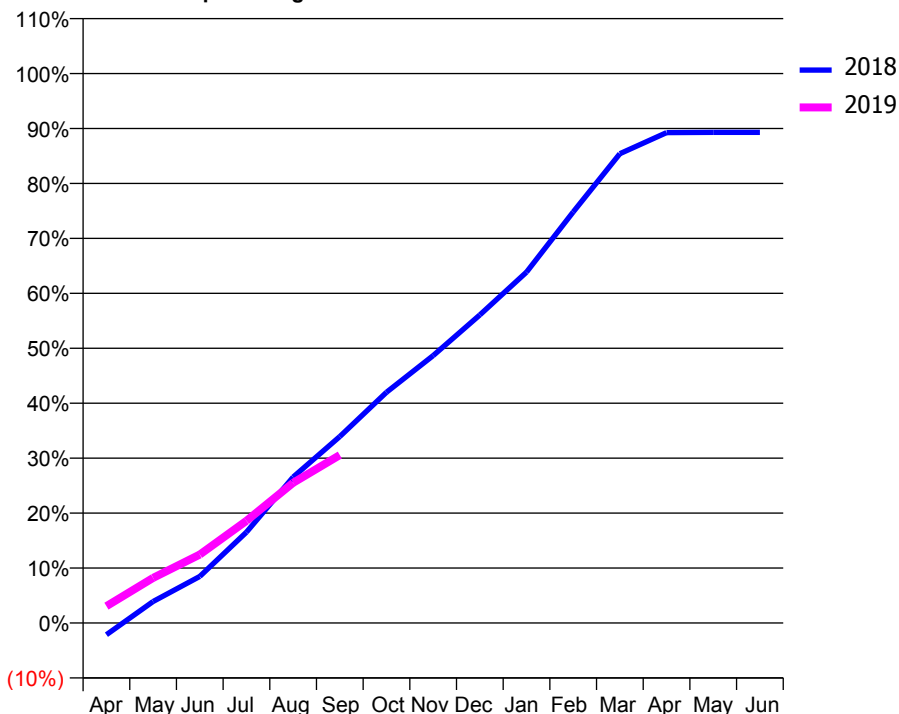
ACCESS*

Patients seen in 24 months	Total	Change since previous quarter
Quarter ending September 2017	2,274	
Quarter ending December 2017	2,246	↓
Quarter ending March 2018	2,289	→
Quarter ending June 2018	2,405	↑
Quarter ending September 2018	2,605	↑
Variance since September 2017	14.6%	↑



ACTIVITY

Cumulative percentage of contracted UDA delivered 2018 & 2019



Adjusted Scheduled Activity (UDA)

Month	2018	2019
April	-161	430
May	294	1,149
June	634	1,743
July	1,237	2,601
August	1,987	3,569
September	2,539	4,275
October	3,141	
November	3,641	
December	4,195	
January	4,777	
February	5,597	
March	6,390	
April	6,677	
May	6,681	
June	6,681	

QUALITY

	Quantity	Base Number	Contract	AT	Region	England
% of FP17s for the same patient ID Re-attending within 3 months - Children	56	392	14.3%	11.4%	12.2%	11.6%
% of FP17s for the same patient ID Re-attending within 3 months - Adults	358	1,623	22.1%	14.7%	15.8%	15.5%
% of FP17s for the same patient ID Re-attending between 3 & 9 months - Children	179	392	45.7%	54.5%	60.3%	58.8%
% of FP17s for the same patient ID Re-attending between 3 & 9 months - Adults	634	1,623	39.1%	50.5%	53.5%	51.1%
% of FP17s for Band 1 Urgent Courses	273	1,883	14.5%	8.8%	9.1%	9.0%
% of FP17s Relating to Free Repair or Replacements	5	1,883	0.3%	1.2%	1.0%	0.8%
% of FP17s Relating to Continuations	31	1,883	1.6%	1.3%	1.0%	0.9%
% of Patients satisfied with the dentistry they have received	3	3	N/A	93.5%	93.6%	93.3%
% of Patients satisfied with the time they had to wait for an appointment	3	3	N/A	90.3%	89.8%	88.9%

* This is based on patients treated on this contract for their most recent course of treatment. Figures in italics indicate the base number of FP17s or Patient Questionnaire responses are less than 100. N/A is shown where the base number of responses is less than 10 during the period. % is calculated as Quantity/Base number*100

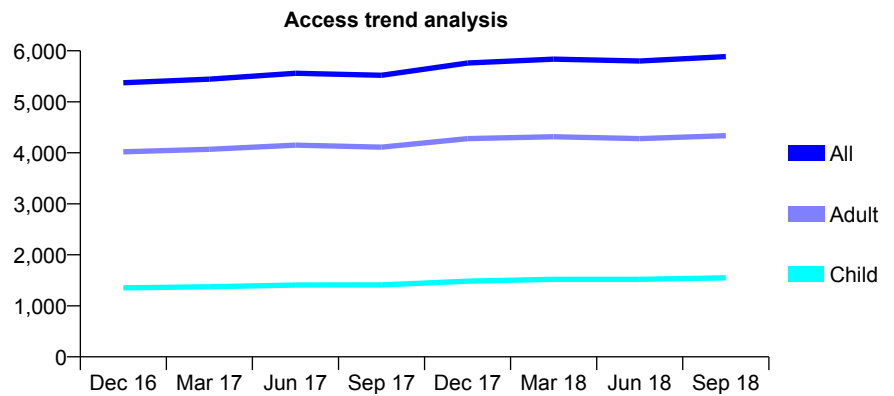
Q45 - Vital Signs At a Glance Contract Report for 399671/0001 - September 2018

Name or company name	MR N SUGGETT
Contract type name	GDS Contract
Purpose of contract	General
Contract start date	20/12/2010
Contract end date	

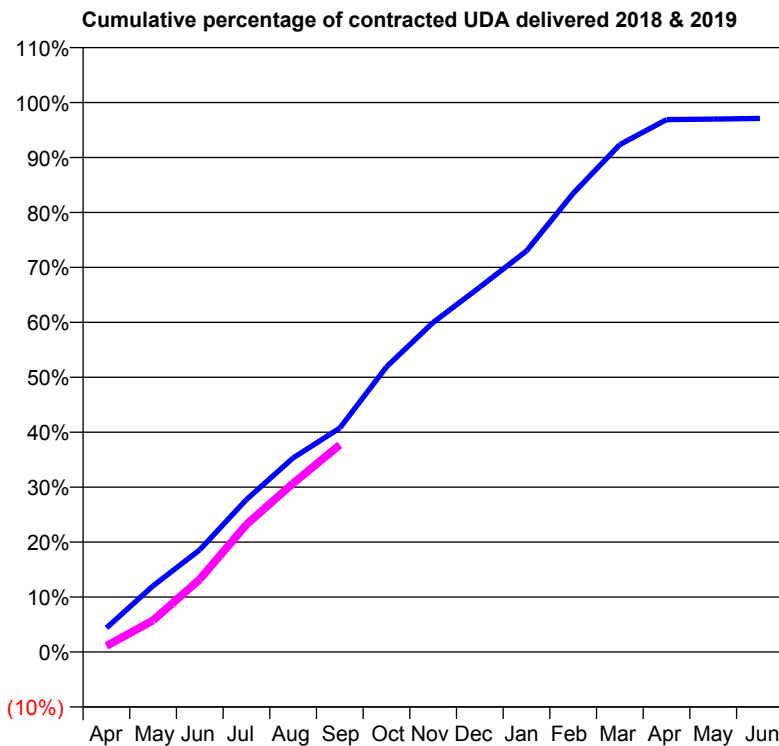
18/19 Contracted general activity (UDA)	18,907
Carry forward general activity (UDA)	547
18/19 Contracted orthodontic activity (UOA)	0
Carry forward orthodontic activity (UOA)	0
Baseline contract value	£423,162.59

ACCESS*

Patients seen in 24 months	Total	Change since previous quarter
Quarter ending September 2017	5,520	
Quarter ending December 2017	5,762	↑
Quarter ending March 2018	5,836	→
Quarter ending June 2018	5,799	→
Quarter ending September 2018	5,887	→
Variance since September 2017	6.6%	↑



ACTIVITY



Month	Adjusted Scheduled Activity (UDA)	
	2018	2019
April	828	207
May	2,276	1,089
June	3,517	2,502
July	5,247	4,387
August	6,679	5,808
September	7,708	7,127
October	9,812	
November	11,339	
December	12,555	
January	13,800	
February	15,782	
March	17,459	
April	18,319	
May	18,339	
June	18,360	

QUALITY

	Quantity	Base Number	Contract	AT	Region	England
% of FP17s for the same patient ID Re-attending within 3 months - Children	65	966	6.7%	11.4%	12.2%	11.6%
% of FP17s for the same patient ID Re-attending within 3 months - Adults	338	2,532	13.3%	14.7%	15.8%	15.5%
% of FP17s for the same patient ID Re-attending between 3 & 9 months - Children	518	966	53.6%	54.5%	60.3%	58.8%
% of FP17s for the same patient ID Re-attending between 3 & 9 months - Adults	1,202	2,532	47.5%	50.5%	53.5%	51.1%
% of FP17s for Band 1 Urgent Courses	286	3,209	8.9%	8.8%	9.1%	9.0%
% of FP17s Relating to Free Repair or Replacements	36	3,209	1.1%	1.2%	1.0%	0.8%
% of FP17s Relating to Continuations	43	3,209	1.3%	1.3%	1.0%	0.9%
% of Patients satisfied with the dentistry they have received	3	3	N/A	93.5%	93.6%	93.3%
% of Patients satisfied with the time they had to wait for an appointment	3	3	N/A	90.3%	89.8%	88.9%

* This is based on patients treated on this contract for their most recent course of treatment. Figures in italics indicate the base number of FP17s or Patient Questionnaire responses are less than 100. N/A is shown where the base number of responses is less than 10 during the period. % is calculated as Quantity/Base number*100

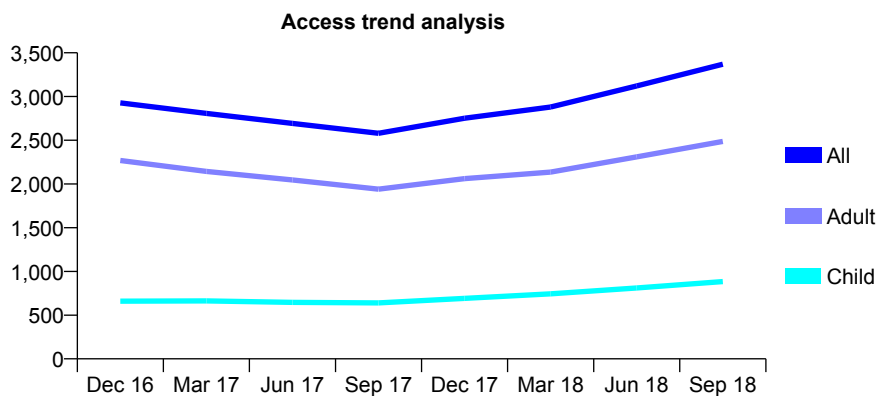
Q45 - Vital Signs At a Glance Contract Report for 462373/0001 - September 2018

Name or company name	Wentworth House Dental Practice
Contract type name	GDS Contract
Purpose of contract	General
Contract start date	01/07/2014
Contract end date	

18/19 Contracted general activity (UDA)	14,089
Carry forward general activity (UDA)	0
18/19 Contracted orthodontic activity (UOA)	0
Carry forward orthodontic activity (UOA)	0
Baseline contract value	£371,611.08

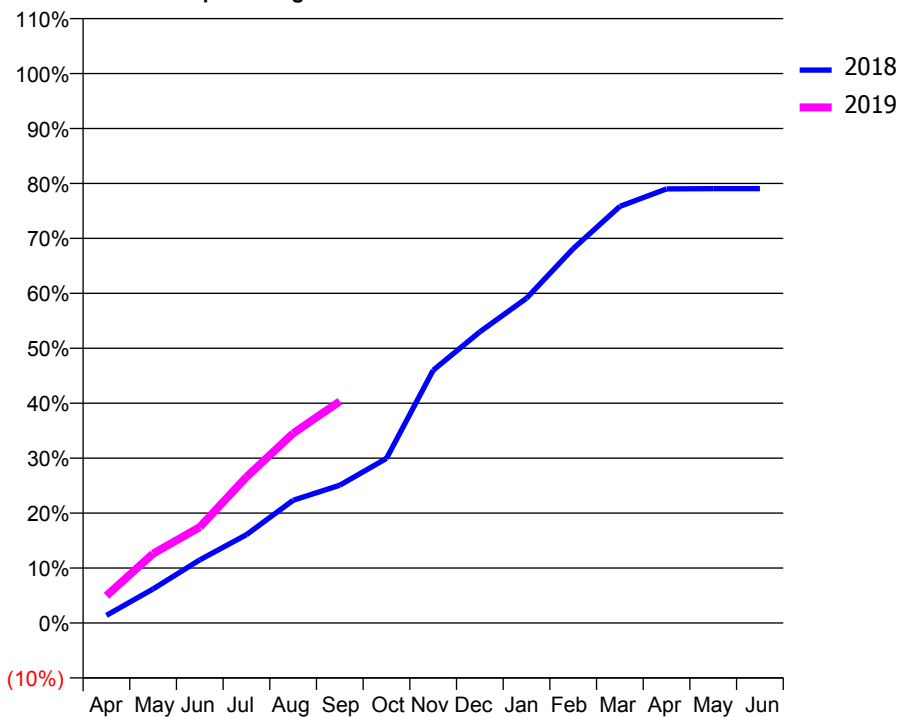
ACCESS*

Patients seen in 24 months	Total	Change since previous quarter
Quarter ending September 2017	2,579	
Quarter ending December 2017	2,752	↑
Quarter ending March 2018	2,880	↑
Quarter ending June 2018	3,121	↑
Quarter ending September 2018	3,370	↑
Variance since September 2017	30.7%	↑



ACTIVITY

Cumulative percentage of contracted UDA delivered 2018 & 2019



Adjusted Scheduled Activity (UDA)

Month	2018	2019
April	198	700
May	874	1,780
June	1,617	2,460
July	2,266	3,746
August	3,146	4,862
September	3,533	5,684
October	4,221	
November	6,479	
December	7,467	
January	8,326	
February	9,600	
March	10,682	
April	11,130	
May	11,137	
June	11,138	

QUALITY

	Quantity	Base Number	Contract	AT	Region	England
% of FP17s for the same patient ID Re-attending within 3 months - Children	46	771	6.0%	11.4%	12.2%	11.6%
% of FP17s for the same patient ID Re-attending within 3 months - Adults	195	1,852	10.5%	14.7%	15.8%	15.5%
% of FP17s for the same patient ID Re-attending between 3 & 9 months - Children	408	771	52.9%	54.5%	60.3%	58.8%
% of FP17s for the same patient ID Re-attending between 3 & 9 months - Adults	884	1,852	47.7%	50.5%	53.5%	51.1%
% of FP17s for Band 1 Urgent Courses	166	2,473	6.7%	8.8%	9.1%	9.0%
% of FP17s Relating to Free Repair or Replacements	21	2,473	0.8%	1.2%	1.0%	0.8%
% of FP17s Relating to Continuations	17	2,473	0.7%	1.3%	1.0%	0.9%
% of Patients satisfied with the dentistry they have received	1	2	N/A	93.5%	93.6%	93.3%
% of Patients satisfied with the time they had to wait for an appointment	2	2	N/A	90.3%	89.8%	88.9%

* This is based on patients treated on this contract for their most recent course of treatment. Figures in italics indicate the base number of FP17s or Patient Questionnaire responses are less than 100. N/A is shown where the base number of responses is less than 10 during the period. % is calculated as Quantity/Base number*100

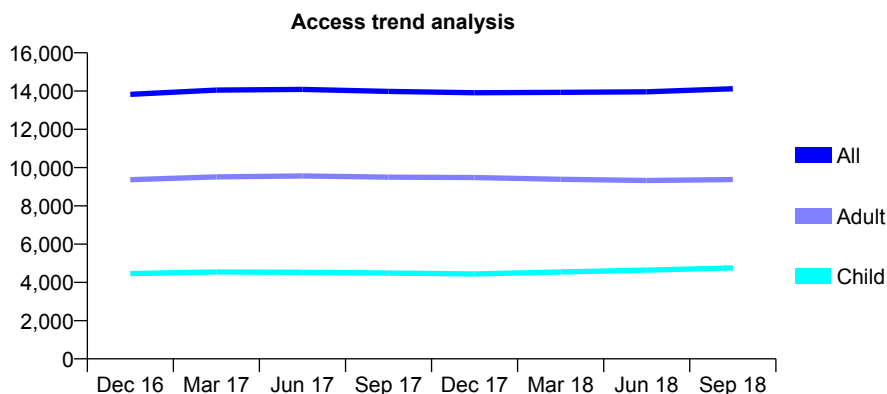
Q45 - Vital Signs At a Glance Contract Report for 569992/0001 - September 2018

Name or company name	Mr Michael Stanley Hulley
Contract type name	GDS Contract
Purpose of contract	General
Contract start date	01/04/2006
Contract end date	

18/19 Contracted general activity (UDA)	42,999
Carry forward general activity (UDA)	0
18/19 Contracted orthodontic activity (UOA)	0
Carry forward orthodontic activity (UOA)	0
Baseline contract value	£1,042,522.98

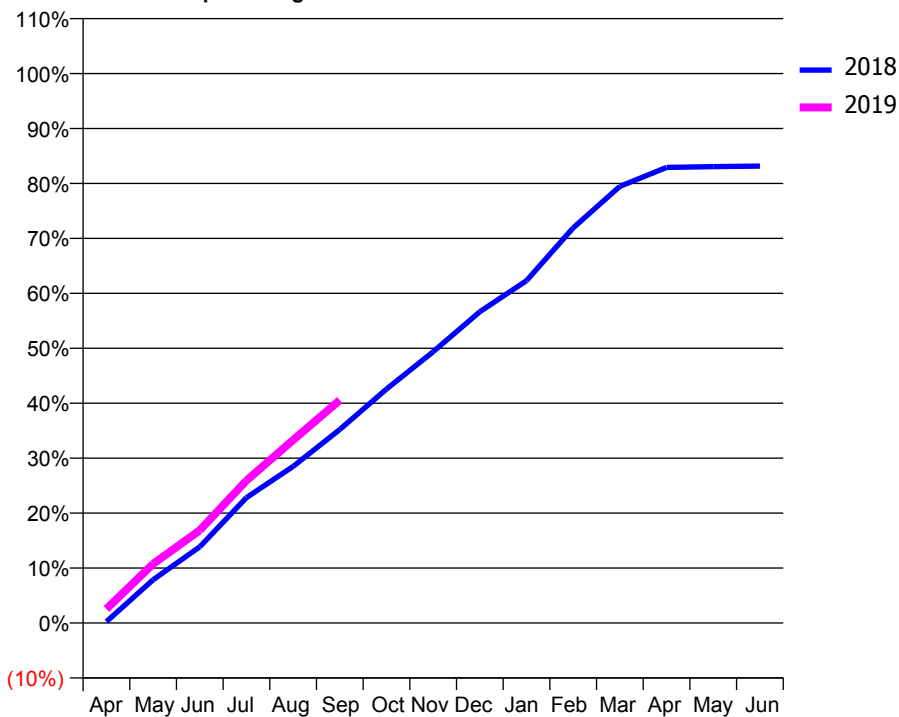
ACCESS*

Patients seen in 24 months	Total	Change since previous quarter
Quarter ending September 2017	13,983	
Quarter ending December 2017	13,915	→
Quarter ending March 2018	13,930	→
Quarter ending June 2018	13,964	→
Quarter ending September 2018	14,124	→
Variance since September 2017	1.0%	→



ACTIVITY

Cumulative percentage of contracted UDA delivered 2018 & 2019



Month	Adjusted Scheduled Activity (UDA)	
	2018	2019
April	110	1,105
May	3,389	4,632
June	5,967	7,253
July	9,812	11,144
August	12,251	14,320
September	15,141	17,443
October	18,306	
November	21,226	
December	24,363	
January	26,790	
February	30,925	
March	34,169	
April	35,651	
May	35,714	
June	35,751	

QUALITY

	Quantity	Base Number	Contract	AT	Region	England
% of FP17s for the same patient ID Re-attending within 3 months - Children	241	3,692	6.5%	11.4%	12.2%	11.6%
% of FP17s for the same patient ID Re-attending within 3 months - Adults	820	6,162	13.3%	14.7%	15.8%	15.5%
% of FP17s for the same patient ID Re-attending between 3 & 9 months - Children	2,081	3,692	56.4%	54.5%	60.3%	58.8%
% of FP17s for the same patient ID Re-attending between 3 & 9 months - Adults	3,145	6,162	51.0%	50.5%	53.5%	51.1%
% of FP17s for Band 1 Urgent Courses	1,070	9,077	11.8%	8.8%	9.1%	9.0%
% of FP17s Relating to Free Repair or Replacements	235	9,077	2.6%	1.2%	1.0%	0.8%
% of FP17s Relating to Continuations	81	9,077	0.9%	1.3%	1.0%	0.9%
% of Patients satisfied with the dentistry they have received	7	8	N/A	93.5%	93.6%	93.3%
% of Patients satisfied with the time they had to wait for an appointment	6	8	N/A	90.3%	89.8%	88.9%

* This is based on patients treated on this contract for their most recent course of treatment. Figures in italics indicate the base number of FP17s or Patient Questionnaire responses are less than 100. N/A is shown where the base number of responses is less than 10 during the period. % is calculated as Quantity/Base number*100

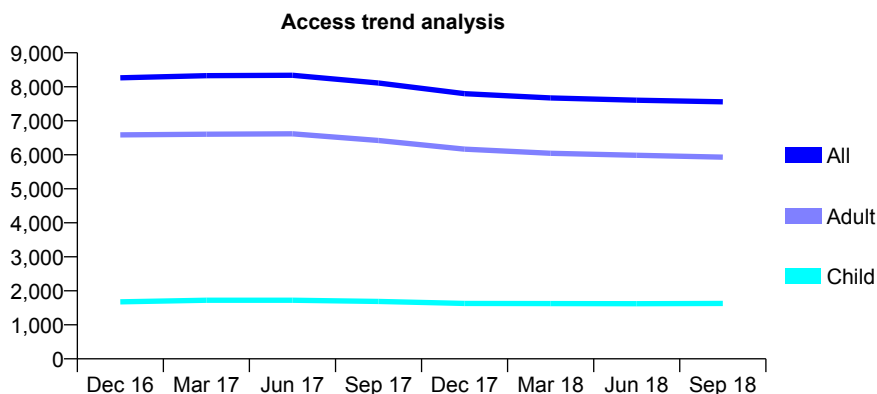
Q45 - Vital Signs At a Glance Contract Report for 572926/0001 - September 2018

Name or company name	Avante Dental Care Partnership
Contract type name	GDS Contract
Purpose of contract	General and Orthodontic
Contract start date	01/04/2006
Contract end date	

18/19 Contracted general activity (UDA)	27,440
Carry forward general activity (UDA)	0
18/19 Contracted orthodontic activity (UOA)	274
Carry forward orthodontic activity (UOA)	0
Baseline contract value	£674,104.22

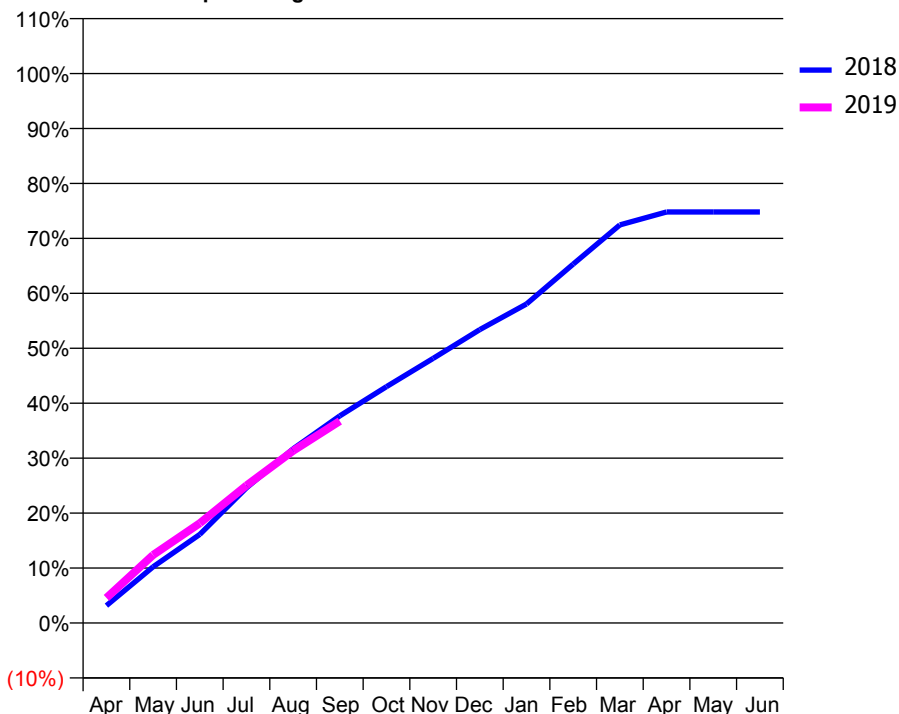
ACCESS*

Patients seen in 24 months	Total	Change since previous quarter
Quarter ending September 2017	8,111	
Quarter ending December 2017	7,797	↓
Quarter ending March 2018	7,674	↓
Quarter ending June 2018	7,605	→
Quarter ending September 2018	7,560	→
Variance since September 2017	(6.8%)	↓



ACTIVITY

Cumulative percentage of contracted UDA delivered 2018 & 2019



Month	Adjusted Scheduled Activity (UDA)	
	2018	2019
April	866	1,255
May	2,808	3,401
June	4,426	4,987
July	6,751	6,870
August	8,697	8,598
September	10,345	10,085
October	11,802	
November	13,218	
December	14,651	
January	15,931	
February	17,926	
March	19,879	
April	20,525	
May	20,527	
June	20,526	

QUALITY

	Quantity	Base Number	Contract	AT	Region	England
% of FP17s for the same patient ID Re-attending within 3 months - Children	63	1,364	4.6%	11.4%	12.2%	11.6%
% of FP17s for the same patient ID Re-attending within 3 months - Adults	447	4,544	9.8%	14.7%	15.8%	15.5%
% of FP17s for the same patient ID Re-attending between 3 & 9 months - Children	842	1,364	61.7%	54.5%	60.3%	58.8%
% of FP17s for the same patient ID Re-attending between 3 & 9 months - Adults	2,884	4,544	63.5%	50.5%	53.5%	51.1%
% of FP17s for Band 1 Urgent Courses	187	5,542	3.4%	8.8%	9.1%	9.0%
% of FP17s Relating to Free Repair or Replacements	23	5,542	0.4%	1.2%	1.0%	0.8%
% of FP17s Relating to Continuations	95	5,542	1.7%	1.3%	1.0%	0.9%
% of Patients satisfied with the dentistry they have received	6	6	N/A	93.5%	93.6%	93.3%
% of Patients satisfied with the time they had to wait for an appointment	6	6	N/A	90.3%	89.8%	88.9%

* This is based on patients treated on this contract for their most recent course of treatment. Figures in italics indicate the base number of FP17s or Patient Questionnaire responses are less than 100. N/A is shown where the base number of responses is less than 10 during the period. % is calculated as Quantity/Base number*100

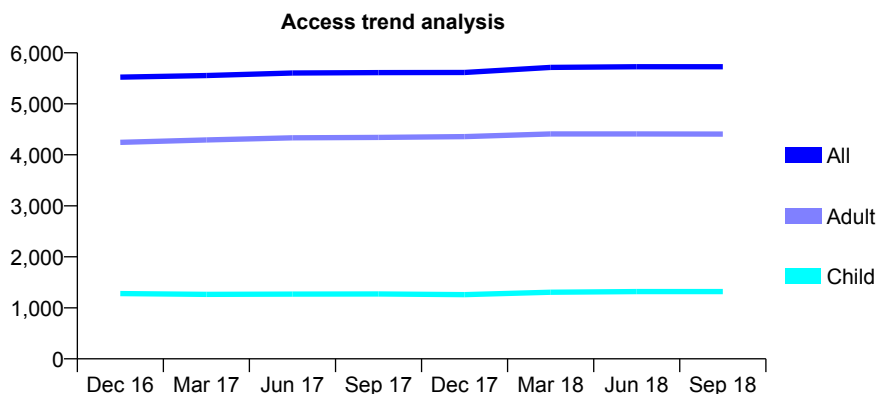
Q45 - Vital Signs At a Glance Contract Report for 576549/0001 - September 2018

Name or company name	Ashby and Atkinson
Contract type name	GDS Contract
Purpose of contract	General
Contract start date	01/04/2006
Contract end date	

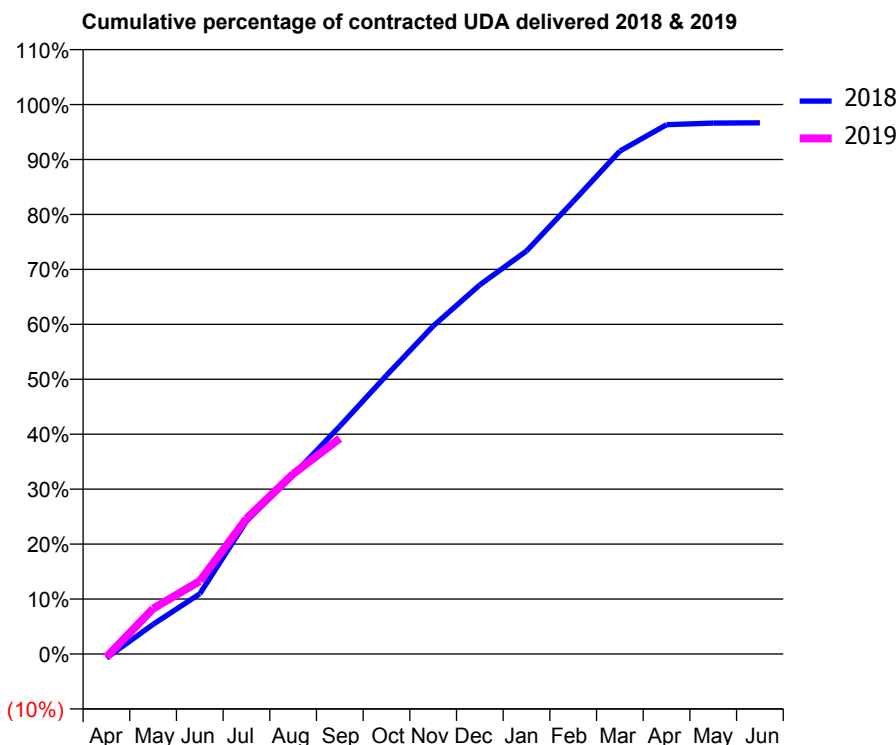
18/19 Contracted general activity (UDA)	13,993
Carry forward general activity (UDA)	467
18/19 Contracted orthodontic activity (UOA)	0
Carry forward orthodontic activity (UOA)	0
Baseline contract value	£389,648.86

ACCESS*

Patients seen in 24 months	Total	Change since previous quarter
Quarter ending September 2017	5,613	
Quarter ending December 2017	5,615	→
Quarter ending March 2018	5,714	→
Quarter ending June 2018	5,728	→
Quarter ending September 2018	5,726	→
Variance since September 2017	2.0%	↑



ACTIVITY



Month	Adjusted Scheduled Activity (UDA)	
	2018	2019
April	-104	-81
May	754	1,158
June	1,535	1,859
July	3,383	3,448
August	4,559	4,585
September	5,803	5,491
October	7,095	
November	8,352	
December	9,401	
January	10,264	
February	11,525	
March	12,807	
April	13,479	
May	13,521	
June	13,526	

QUALITY

	Quantity	Base Number	Contract	AT	Region	England
% of FP17s for the same patient ID Re-attending within 3 months - Children	73	985	7.4%	11.4%	12.2%	11.6%
% of FP17s for the same patient ID Re-attending within 3 months - Adults	329	2,750	12.0%	14.7%	15.8%	15.5%
% of FP17s for the same patient ID Re-attending between 3 & 9 months - Children	628	985	63.8%	54.5%	60.3%	58.8%
% of FP17s for the same patient ID Re-attending between 3 & 9 months - Adults	1,336	2,750	48.6%	50.5%	53.5%	51.1%
% of FP17s for Band 1 Urgent Courses	259	3,064	8.5%	8.8%	9.1%	9.0%
% of FP17s Relating to Free Repair or Replacements	32	3,064	1.0%	1.2%	1.0%	0.8%
% of FP17s Relating to Continuations	39	3,064	1.3%	1.3%	1.0%	0.9%
% of Patients satisfied with the dentistry they have received	3	3	N/A	93.5%	93.6%	93.3%
% of Patients satisfied with the time they had to wait for an appointment	3	3	N/A	90.3%	89.8%	88.9%

* This is based on patients treated on this contract for their most recent course of treatment. Figures in italics indicate the base number of FP17s or Patient Questionnaire responses are less than 100. N/A is shown where the base number of responses is less than 10 during the period. % is calculated as Quantity/Base number*100

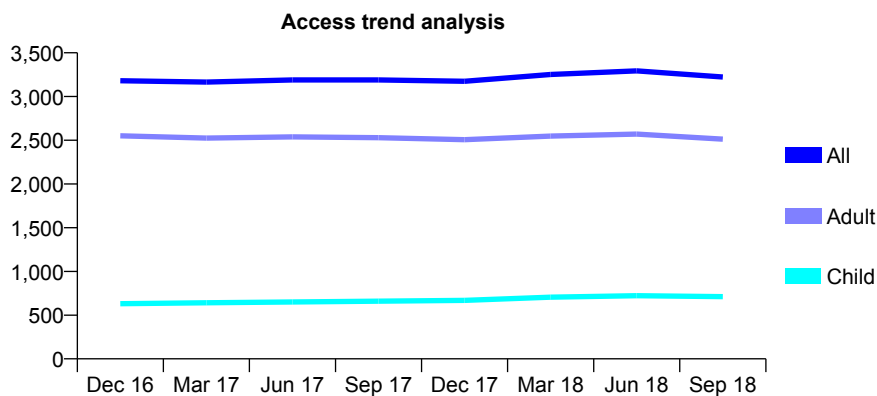
Q45 - Vital Signs At a Glance Contract Report for 603252/0001 - September 2018

Name or company name	MRS S BEDI
Contract type name	GDS Contract
Purpose of contract	General
Contract start date	01/01/2011
Contract end date	

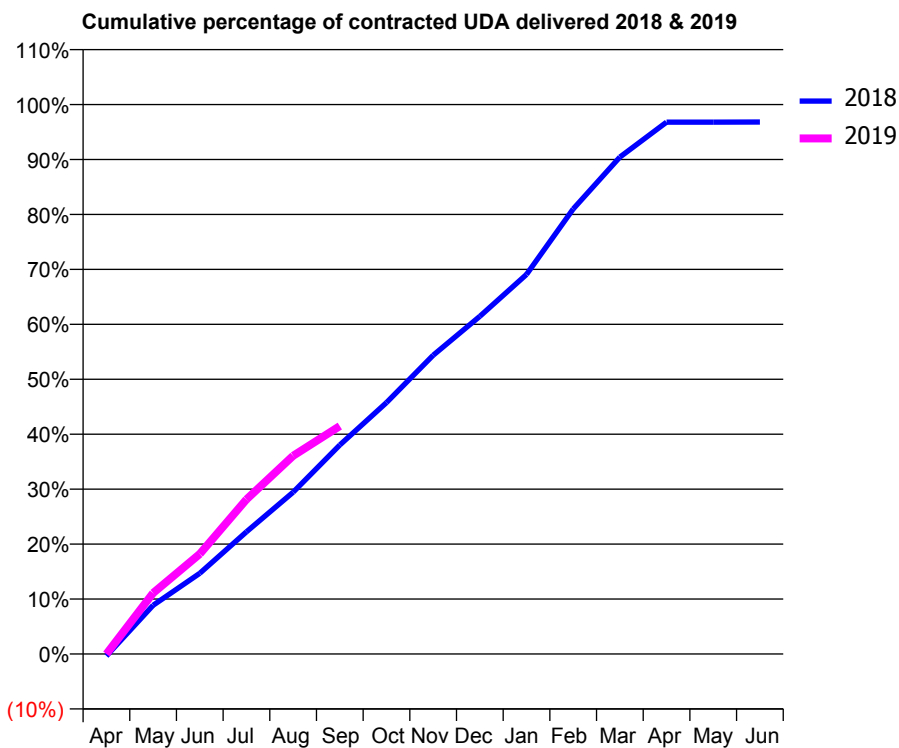
18/19 Contracted general activity (UDA)	9,825
Carry forward general activity (UDA)	314
18/19 Contracted orthodontic activity (UOA)	0
Carry forward orthodontic activity (UOA)	0
Baseline contract value	£266,159.80

ACCESS*

Patients seen in 24 months	Total	Change since previous quarter
Quarter ending September 2017	3,189	
Quarter ending December 2017	3,175	→
Quarter ending March 2018	3,252	↑
Quarter ending June 2018	3,293	→
Quarter ending September 2018	3,223	↓
Variance since September 2017	1.1%	→



ACTIVITY



Month	Adjusted Scheduled Activity (UDA)	
	2018	2019
April	-37	2
May	871	1,090
June	1,445	1,789
July	2,184	2,765
August	2,893	3,543
September	3,738	4,076
October	4,496	
November	5,343	
December	6,039	
January	6,786	
February	7,956	
March	8,885	
April	9,509	
May	9,509	
June	9,511	

QUALITY

	Quantity	Base Number	Contract	AT	Region	England
% of FP17s for the same patient ID Re-attending within 3 months - Children	67	601	11.1%	11.4%	12.2%	11.6%
% of FP17s for the same patient ID Re-attending within 3 months - Adults	277	2,021	13.7%	14.7%	15.8%	15.5%
% of FP17s for the same patient ID Re-attending between 3 & 9 months - Children	360	601	59.9%	54.5%	60.3%	58.8%
% of FP17s for the same patient ID Re-attending between 3 & 9 months - Adults	1,371	2,021	67.8%	50.5%	53.5%	51.1%
% of FP17s for Band 1 Urgent Courses	121	2,343	5.2%	8.8%	9.1%	9.0%
% of FP17s Relating to Free Repair or Replacements	27	2,343	1.2%	1.2%	1.0%	0.8%
% of FP17s Relating to Continuations	28	2,343	1.2%	1.3%	1.0%	0.9%
% of Patients satisfied with the dentistry they have received	6	6	N/A	93.5%	93.6%	93.3%
% of Patients satisfied with the time they had to wait for an appointment	6	6	N/A	90.3%	89.8%	88.9%

* This is based on patients treated on this contract for their most recent course of treatment. Figures in italics indicate the base number of FP17s or Patient Questionnaire responses are less than 100. N/A is shown where the base number of responses is less than 10 during the period. % is calculated as Quantity/Base number*100

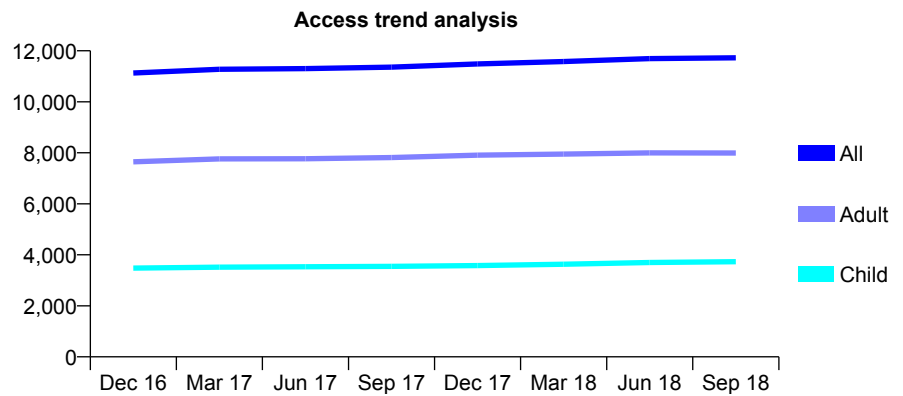
Q45 - Vital Signs At a Glance Contract Report for 629758/0001 - September 2018

Name or company name	Miss H Almond & Mr M Barnett
Contract type name	GDS Contract
Purpose of contract	General
Contract start date	01/04/2006
Contract end date	

18/19 Contracted general activity (UDA)	36,817
Carry forward general activity (UDA)	0
18/19 Contracted orthodontic activity (UOA)	0
Carry forward orthodontic activity (UOA)	0
Baseline contract value	£996,342.90

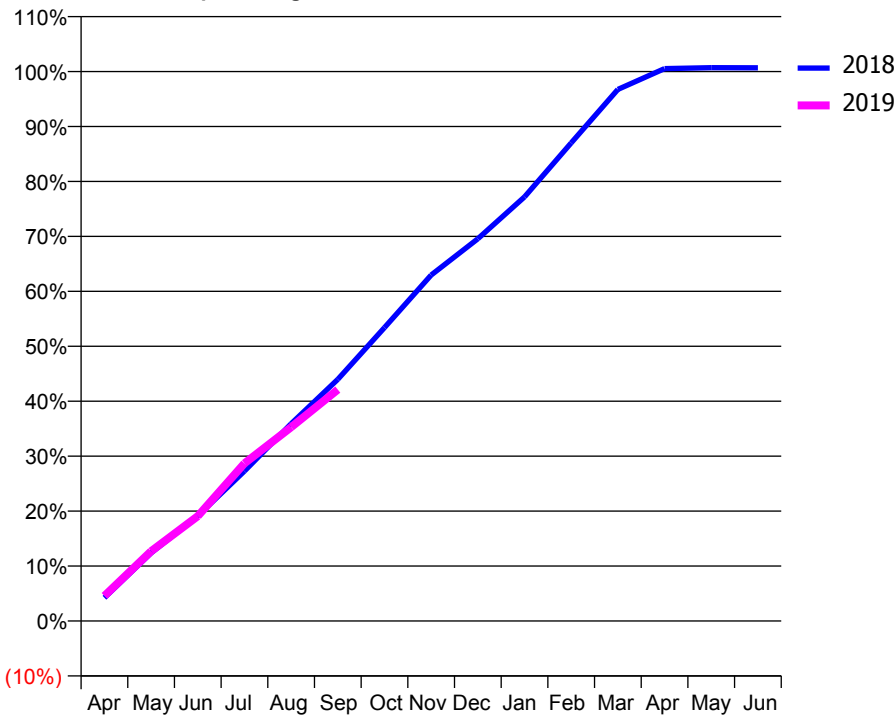
ACCESS*

Patients seen in 24 months	Total	Change since previous quarter
Quarter ending September 2017	11,362	
Quarter ending December 2017	11,486	→
Quarter ending March 2018	11,577	→
Quarter ending June 2018	11,695	→
Quarter ending September 2018	11,726	→
Variance since September 2017	3.2%	↑



ACTIVITY

Cumulative percentage of contracted UDA delivered 2018 & 2019



Adjusted Scheduled Activity (UDA)		
Month	2018	2019
April	1,518	1,680
May	4,441	4,675
June	6,850	7,025
July	9,770	10,568
August	12,859	12,985
September	15,751	15,502
October	19,129	
November	22,552	
December	24,918	
January	27,648	
February	31,164	
March	34,647	
April	36,006	
May	36,069	
June	36,058	

QUALITY

	Quantity	Base Number	Contract	AT	Region	England
% of FP17s for the same patient ID Re-attending within 3 months - Children	234	2,697	8.7%	11.4%	12.2%	11.6%
% of FP17s for the same patient ID Re-attending within 3 months - Adults	676	5,283	12.8%	14.7%	15.8%	15.5%
% of FP17s for the same patient ID Re-attending between 3 & 9 months - Children	1,530	2,697	56.7%	54.5%	60.3%	58.8%
% of FP17s for the same patient ID Re-attending between 3 & 9 months - Adults	2,985	5,283	56.5%	50.5%	53.5%	51.1%
% of FP17s for Band 1 Urgent Courses	401	6,988	5.7%	8.8%	9.1%	9.0%
% of FP17s Relating to Free Repair or Replacements	111	6,988	1.6%	1.2%	1.0%	0.8%
% of FP17s Relating to Continuations	138	6,988	2.0%	1.3%	1.0%	0.9%
% of Patients satisfied with the dentistry they have received	7	7	N/A	93.5%	93.6%	93.3%
% of Patients satisfied with the time they had to wait for an appointment	7	7	N/A	90.3%	89.8%	88.9%

* This is based on patients treated on this contract for their most recent course of treatment. Figures in italics indicate the base number of FP17s or Patient Questionnaire responses are less than 100. N/A is shown where the base number of responses is less than 10 during the period. % is calculated as Quantity/Base number*100

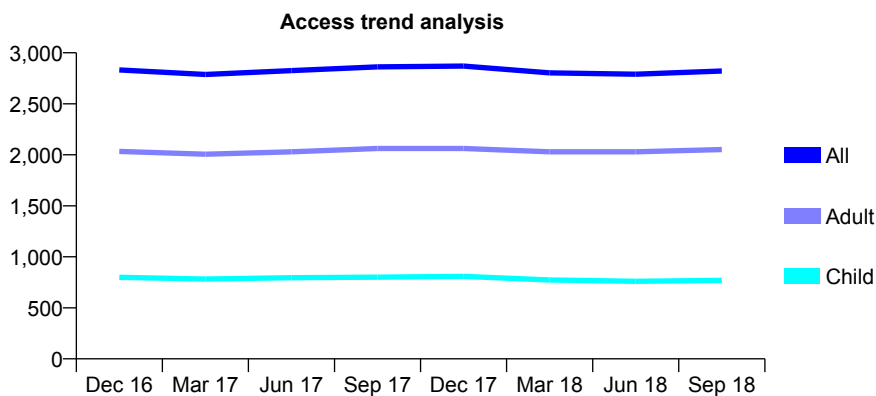
Q45 - Vital Signs At a Glance Contract Report for 630500/0001 - September 2018

Name or company name	MR NP PLAHE
Contract type name	GDS Contract
Purpose of contract	General
Contract start date	01/04/2006
Contract end date	

18/19 Contracted general activity (UDA)	7,723
Carry forward general activity (UDA)	0
18/19 Contracted orthodontic activity (UOA)	0
Carry forward orthodontic activity (UOA)	0
Baseline contract value	£182,547.68

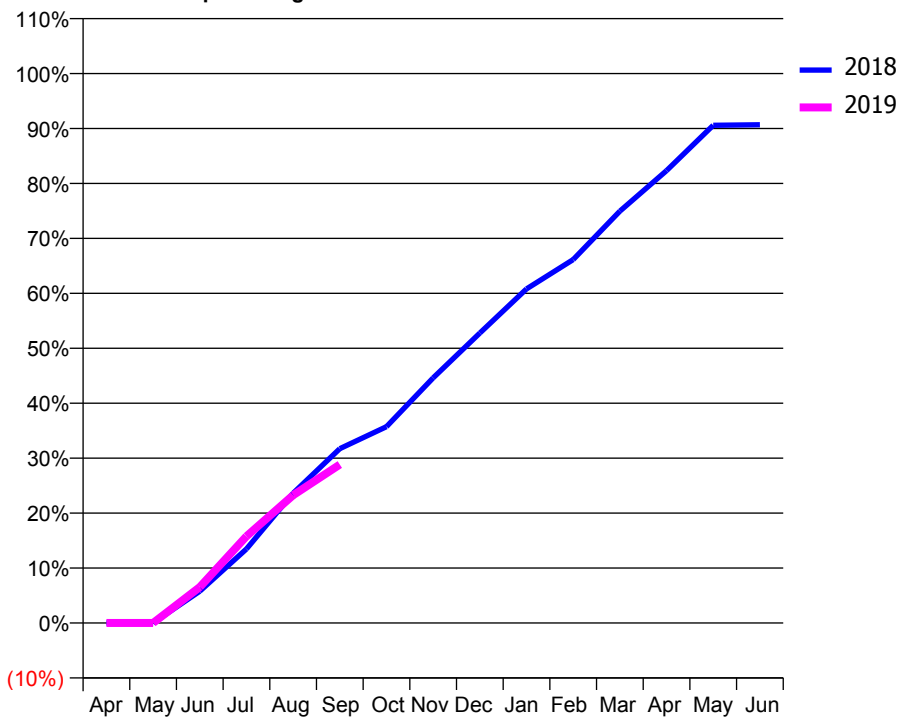
ACCESS*

Patients seen in 24 months	Total	Change since previous quarter
Quarter ending September 2017	2,862	
Quarter ending December 2017	2,870	→
Quarter ending March 2018	2,803	↓
Quarter ending June 2018	2,790	→
Quarter ending September 2018	2,821	→
Variance since September 2017	(1.4%)	↓



ACTIVITY

Cumulative percentage of contracted UDA delivered 2018 & 2019



Month	Adjusted Scheduled Activity (UDA)	
	2018	2019
April	0	0
May	0	0
June	447	505
July	1,041	1,220
August	1,824	1,797
September	2,450	2,228
October	2,760	
November	3,445	
December	4,076	
January	4,696	
February	5,109	
March	5,788	
April	6,357	
May	6,995	
June	7,002	

QUALITY

	Quantity	Base Number	Contract	AT	Region	England
% of FP17s for the same patient ID Re-attending within 3 months - Children	15	483	3.1%	11.4%	12.2%	11.6%
% of FP17s for the same patient ID Re-attending within 3 months - Adults	146	1,187	12.3%	14.7%	15.8%	15.5%
% of FP17s for the same patient ID Re-attending between 3 & 9 months - Children	181	483	37.5%	54.5%	60.3%	58.8%
% of FP17s for the same patient ID Re-attending between 3 & 9 months - Adults	446	1,187	37.6%	50.5%	53.5%	51.1%
% of FP17s for Band 1 Urgent Courses	36	1,070	3.4%	8.8%	9.1%	9.0%
% of FP17s Relating to Free Repair or Replacements	9	1,070	0.8%	1.2%	1.0%	0.8%
% of FP17s Relating to Continuations	23	1,070	2.1%	1.3%	1.0%	0.9%
% of Patients satisfied with the dentistry they have received	6	8	N/A	93.5%	93.6%	93.3%
% of Patients satisfied with the time they had to wait for an appointment	7	8	N/A	90.3%	89.8%	88.9%

* This is based on patients treated on this contract for their most recent course of treatment. Figures in italics indicate the base number of FP17s or Patient Questionnaire responses are less than 100. N/A is shown where the base number of responses is less than 10 during the period. % is calculated as Quantity/Base number*100

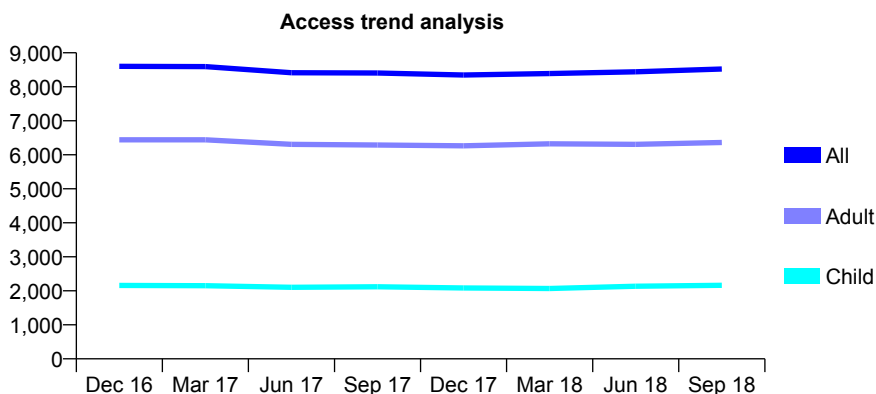
Q45 - Vital Signs At a Glance Contract Report for 636827/0002 - September 2018

Name or company name	Honour Health Partnership
Contract type name	Pilot Contract
Purpose of contract	General
Contract start date	01/04/2006
Contract end date	

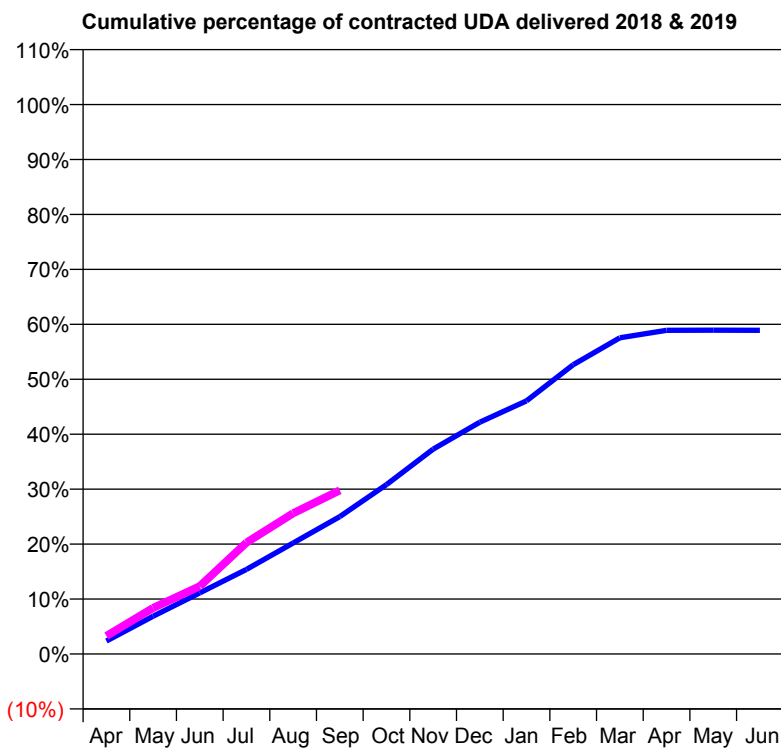
18/19 Contracted general activity (UDA)	30,842
Carry forward general activity (UDA)	0
18/19 Contracted orthodontic activity (UOA)	0
Carry forward orthodontic activity (UOA)	0
Baseline contract value	£873,341.54

ACCESS*

Patients seen in 24 months	Total	Change since previous quarter
Quarter ending September 2017	8,406	
Quarter ending December 2017	8,346	→
Quarter ending March 2018	8,392	→
Quarter ending June 2018	8,441	→
Quarter ending September 2018	8,522	→
Variance since September 2017	1.4%	→



ACTIVITY



Month	Adjusted Scheduled Activity (UDA)	
	2018	2019
April	733	1,012
May	2,125	2,583
June	3,432	3,807
July	4,747	6,256
August	6,231	7,902
September	7,713	9,185
October	9,505	
November	11,498	
December	13,010	
January	14,207	
February	16,237	
March	17,748	
April	18,169	
May	18,177	
June	18,172	

QUALITY

	Quantity	Base Number	Contract	AT	Region	England
% of FP17s for the same patient ID Re-attending within 3 months - Children	158	1,879	8.4%	11.4%	12.2%	11.6%
% of FP17s for the same patient ID Re-attending within 3 months - Adults	564	4,232	13.3%	14.7%	15.8%	15.5%
% of FP17s for the same patient ID Re-attending between 3 & 9 months - Children	1,102	1,879	58.6%	54.5%	60.3%	58.8%
% of FP17s for the same patient ID Re-attending between 3 & 9 months - Adults	1,814	4,232	42.9%	50.5%	53.5%	51.1%
% of FP17s for Band 1 Urgent Courses	629	5,068	12.4%	8.8%	9.1%	9.0%
% of FP17s Relating to Free Repair or Replacements	43	5,068	0.8%	1.2%	1.0%	0.8%
% of FP17s Relating to Continuations	3	5,068	0.1%	1.3%	1.0%	0.9%
% of Patients satisfied with the dentistry they have received	6	6	N/A	93.5%	93.6%	93.3%
% of Patients satisfied with the time they had to wait for an appointment	4	6	N/A	90.3%	89.8%	88.9%

* This is based on patients treated on this contract for their most recent course of treatment. Figures in italics indicate the base number of FP17s or Patient Questionnaire responses are less than 100. N/A is shown where the base number of responses is less than 10 during the period. % is calculated as Quantity/Base number*100

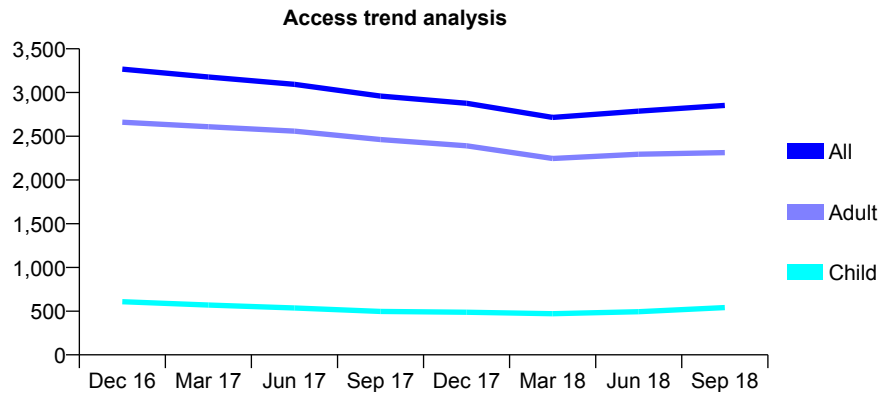
Q45 - Vital Signs At a Glance Contract Report for 642304/0001 - September 2018

Name or company name	MISS K HORNE
Contract type name	GDS Contract
Purpose of contract	General and Orthodontic
Contract start date	01/04/2006
Contract end date	

18/19 Contracted general activity (UDA)	11,500
Carry forward general activity (UDA)	0
18/19 Contracted orthodontic activity (UOA)	0
Carry forward orthodontic activity (UOA)	0
Baseline contract value	£265,420.00

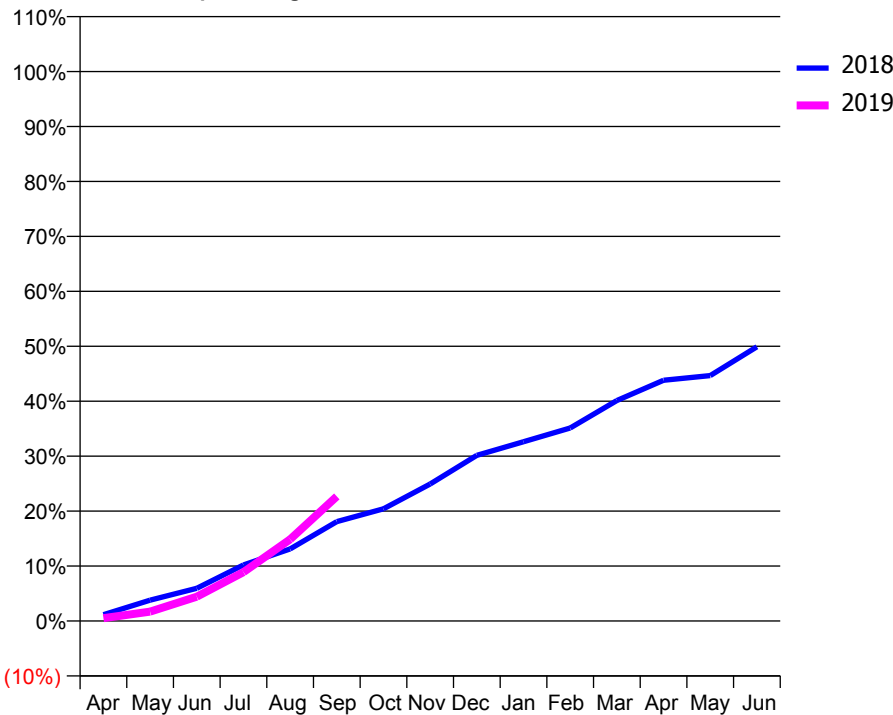
ACCESS*

Patients seen in 24 months	Total	Change since previous quarter
Quarter ending September 2017	2,959	
Quarter ending December 2017	2,877	↓
Quarter ending March 2018	2,716	↓
Quarter ending June 2018	2,787	↑
Quarter ending September 2018	2,853	↑
Variance since September 2017	(3.6%)	↓



ACTIVITY

Cumulative percentage of contracted UDA delivered 2018 & 2019



Month	Adjusted Scheduled Activity (UDA)	
	2018	2019
April	148	60
May	493	196
June	770	508
July	1,322	1,022
August	1,700	1,709
September	2,343	2,607
October	2,646	
November	3,229	
December	3,906	
January	4,225	
February	4,549	
March	5,199	
April	5,676	
May	5,786	
June	6,466	

QUALITY

	Quantity	Base Number	Contract	AT	Region	England
% of FP17s for the same patient ID Re-attending within 3 months - Children	12	387	3.1%	11.4%	12.2%	11.6%
% of FP17s for the same patient ID Re-attending within 3 months - Adults	162	1,300	12.5%	14.7%	15.8%	15.5%
% of FP17s for the same patient ID Re-attending between 3 & 9 months - Children	58	387	15.0%	54.5%	60.3%	58.8%
% of FP17s for the same patient ID Re-attending between 3 & 9 months - Adults	203	1,300	15.6%	50.5%	53.5%	51.1%
% of FP17s for Band 1 Urgent Courses	175	1,202	14.6%	8.8%	9.1%	9.0%
% of FP17s Relating to Free Repair or Replacements	14	1,202	1.2%	1.2%	1.0%	0.8%
% of FP17s Relating to Continuations	18	1,202	1.5%	1.3%	1.0%	0.9%
% of Patients satisfied with the dentistry they have received	7	7	N/A	93.5%	93.6%	93.3%
% of Patients satisfied with the time they had to wait for an appointment	6	7	N/A	90.3%	89.8%	88.9%

* This is based on patients treated on this contract for their most recent course of treatment. Figures in italics indicate the base number of FP17s or Patient Questionnaire responses are less than 100. N/A is shown where the base number of responses is less than 10 during the period. % is calculated as Quantity/Base number*100

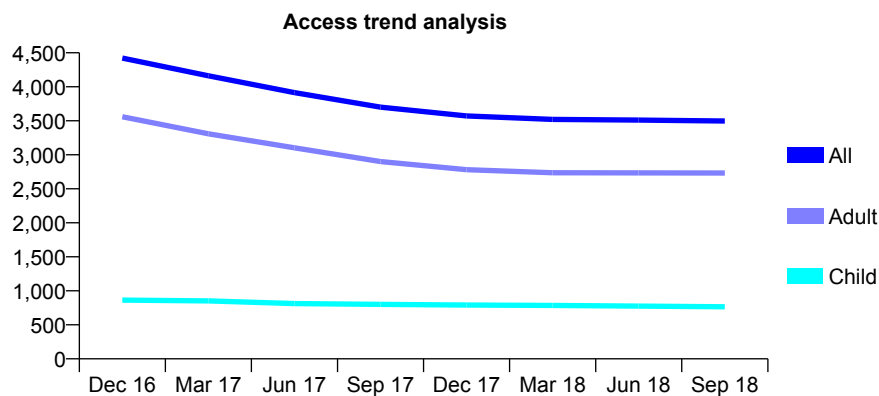
Q45 - Vital Signs At a Glance Contract Report for 652660/0001 - September 2018

Name or company name	MR LG ROBSON
Contract type name	GDS Contract
Purpose of contract	General
Contract start date	01/04/2006
Contract end date	

18/19 Contracted general activity (UDA)	13,861
Carry forward general activity (UDA)	0
18/19 Contracted orthodontic activity (UOA)	0
Carry forward orthodontic activity (UOA)	0
Baseline contract value	£361,615.51

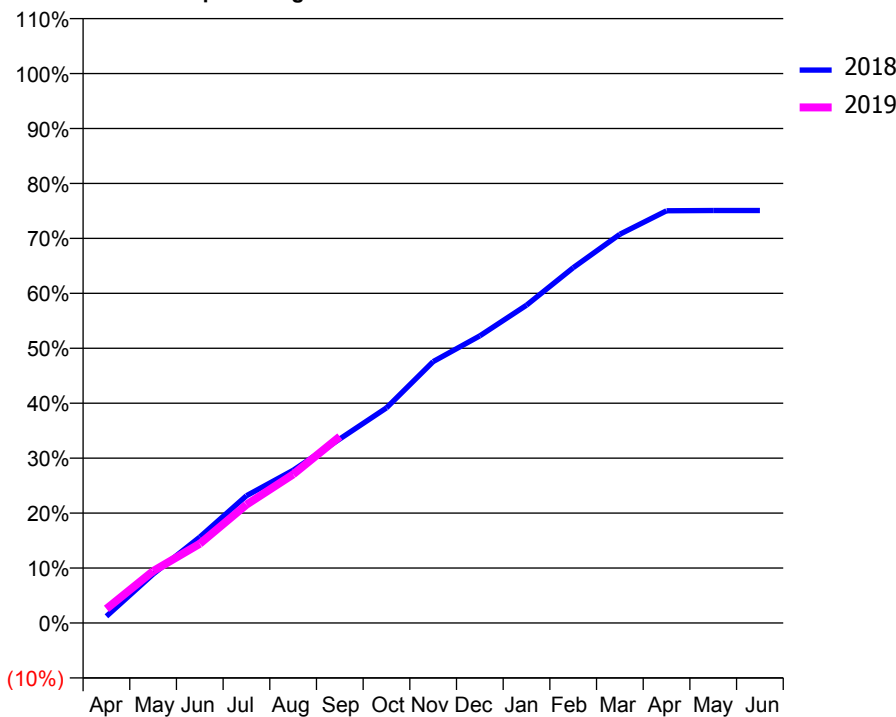
ACCESS*

Patients seen in 24 months	Total	Change since previous quarter
Quarter ending September 2017	3,701	
Quarter ending December 2017	3,572	↓
Quarter ending March 2018	3,521	↓
Quarter ending June 2018	3,511	→
Quarter ending September 2018	3,498	→
Variance since September 2017	(5.5%)	↓



ACTIVITY

Cumulative percentage of contracted UDA delivered 2018 & 2019



Month	Adjusted Scheduled Activity (UDA)	
	2018	2019
April	171	359
May	1,233	1,310
June	2,167	2,000
July	3,211	2,984
August	3,854	3,749
September	4,644	4,703
October	5,428	
November	6,595	
December	7,245	
January	8,017	
February	8,963	
March	9,807	
April	10,398	
May	10,407	
June	10,407	

QUALITY

	Quantity	Base Number	Contract	AT	Region	England
% of FP17s for the same patient ID Re-attending within 3 months - Children	43	545	7.9%	11.4%	12.2%	11.6%
% of FP17s for the same patient ID Re-attending within 3 months - Adults	338	2,063	16.4%	14.7%	15.8%	15.5%
% of FP17s for the same patient ID Re-attending between 3 & 9 months - Children	312	545	57.2%	54.5%	60.3%	58.8%
% of FP17s for the same patient ID Re-attending between 3 & 9 months - Adults	1,099	2,063	53.3%	50.5%	53.5%	51.1%
% of FP17s for Band 1 Urgent Courses	251	2,335	10.7%	8.8%	9.1%	9.0%
% of FP17s Relating to Free Repair or Replacements	110	2,335	4.7%	1.2%	1.0%	0.8%
% of FP17s Relating to Continuations	21	2,335	0.9%	1.3%	1.0%	0.9%
% of Patients satisfied with the dentistry they have received	3	3	N/A	93.5%	93.6%	93.3%
% of Patients satisfied with the time they had to wait for an appointment	3	3	N/A	90.3%	89.8%	88.9%

* This is based on patients treated on this contract for their most recent course of treatment. Figures in italics indicate the base number of FP17s or Patient Questionnaire responses are less than 100. N/A is shown where the base number of responses is less than 10 during the period. % is calculated as Quantity/Base number*100

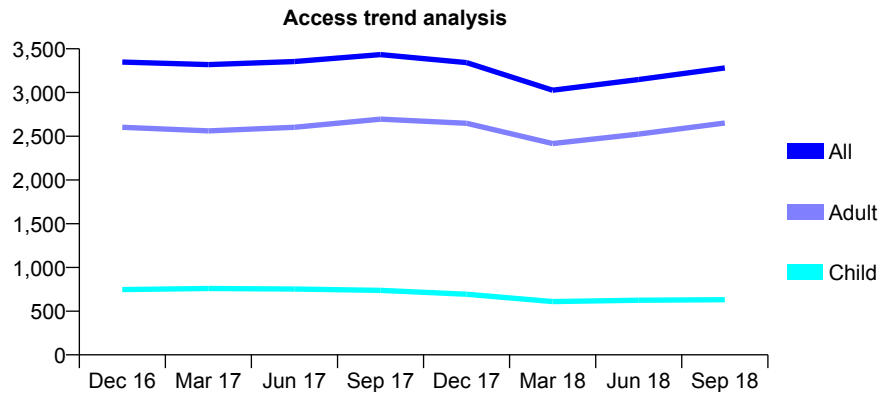
Q45 - Vital Signs At a Glance Contract Report for 658340/0001 - September 2018

Name or company name	Miss H Almond & Mr M Barnett
Contract type name	GDS Contract
Purpose of contract	General and Orthodontic
Contract start date	01/04/2006
Contract end date	

18/19 Contracted general activity (UDA)	10,890
Carry forward general activity (UDA)	31
18/19 Contracted orthodontic activity (UOA)	0
Carry forward orthodontic activity (UOA)	0
Baseline contract value	£326,085.44

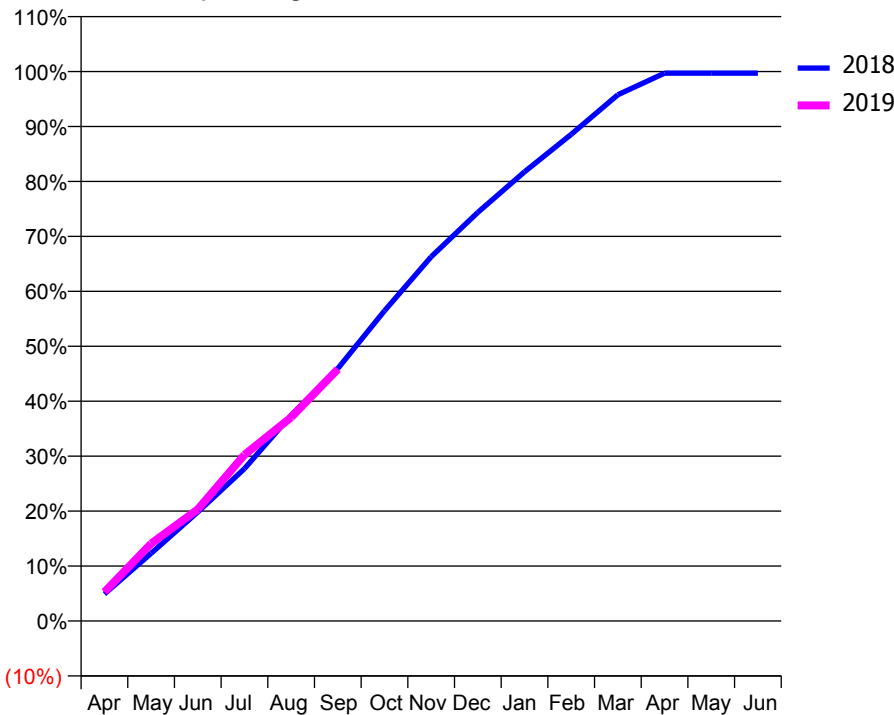
ACCESS*

Patients seen in 24 months	Total	Change since previous quarter
Quarter ending September 2017	3,434	
Quarter ending December 2017	3,342	↓
Quarter ending March 2018	3,026	↓
Quarter ending June 2018	3,149	↑
Quarter ending September 2018	3,281	↑
Variance since September 2017	(4.5%)	↓



ACTIVITY

Cumulative percentage of contracted UDA delivered 2018 & 2019



Month	Adjusted Scheduled Activity (UDA)	
	2018	2019
April	534	574
May	1,342	1,535
June	2,160	2,213
July	3,019	3,293
August	4,079	4,037
September	5,004	4,992
October	6,147	
November	7,220	
December	8,098	
January	8,901	
February	9,644	
March	10,428	
April	10,857	
May	10,858	
June	10,859	

QUALITY

	Quantity	Base Number	Contract	AT	Region	England
% of FP17s for the same patient ID Re-attending within 3 months - Children	12	577	2.1%	11.4%	12.2%	11.6%
% of FP17s for the same patient ID Re-attending within 3 months - Adults	149	2,181	6.8%	14.7%	15.8%	15.5%
% of FP17s for the same patient ID Re-attending between 3 & 9 months - Children	259	577	44.9%	54.5%	60.3%	58.8%
% of FP17s for the same patient ID Re-attending between 3 & 9 months - Adults	1,054	2,181	48.3%	50.5%	53.5%	51.1%
% of FP17s for Band 1 Urgent Courses	105	2,569	4.1%	8.8%	9.1%	9.0%
% of FP17s Relating to Free Repair or Replacements	14	2,569	0.5%	1.2%	1.0%	0.8%
% of FP17s Relating to Continuations	43	2,569	1.7%	1.3%	1.0%	0.9%
% of Patients satisfied with the dentistry they have received	4	4	N/A	93.5%	93.6%	93.3%
% of Patients satisfied with the time they had to wait for an appointment	4	4	N/A	90.3%	89.8%	88.9%

* This is based on patients treated on this contract for their most recent course of treatment. Figures in italics indicate the base number of FP17s or Patient Questionnaire responses are less than 100. N/A is shown where the base number of responses is less than 10 during the period. % is calculated as Quantity/Base number*100

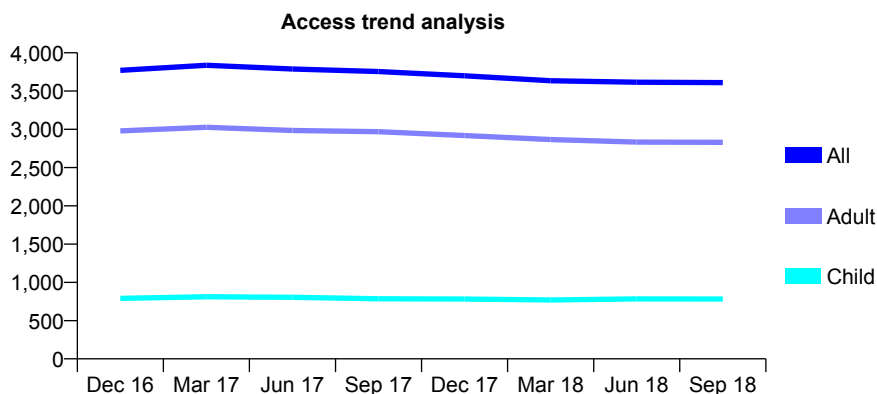
Q45 - Vital Signs At a Glance Contract Report for 661457/0001 - September 2018

Name or company name	MR DM MALPASS
Contract type name	GDS Contract
Purpose of contract	General
Contract start date	01/04/2006
Contract end date	

18/19 Contracted general activity (UDA)	10,000
Carry forward general activity (UDA)	355
18/19 Contracted orthodontic activity (UOA)	0
Carry forward orthodontic activity (UOA)	0
Baseline contract value	£299,953.53

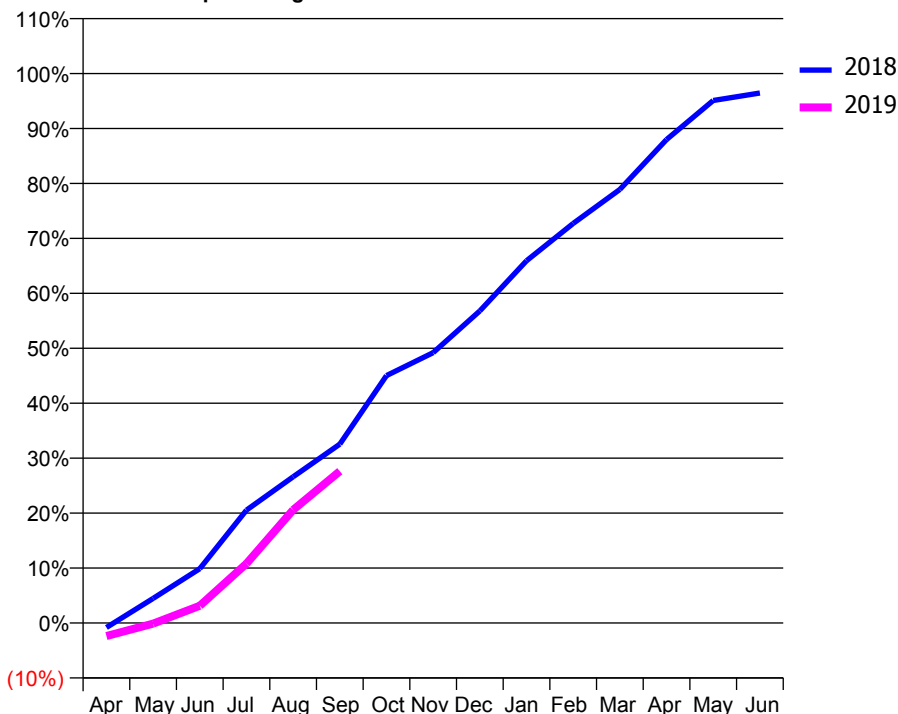
ACCESS*

Patients seen in 24 months	Total	Change since previous quarter
Quarter ending September 2017	3,755	
Quarter ending December 2017	3,700	↓
Quarter ending March 2018	3,635	↓
Quarter ending June 2018	3,616	→
Quarter ending September 2018	3,611	→
Variance since September 2017	(3.8%)	↓



ACTIVITY

Cumulative percentage of contracted UDA delivered 2018 & 2019



Month	Adjusted Scheduled Activity (UDA)	
	2018	2019
April	-84	-239
May	449	-13
June	988	314
July	2,055	1,082
August	2,660	2,059
September	3,256	2,764
October	4,502	
November	4,921	
December	5,679	
January	6,592	
February	7,270	
March	7,890	
April	8,799	
May	9,510	
June	9,645	

QUALITY

	Quantity	Base Number	Contract	AT	Region	England
% of FP17s for the same patient ID Re-attending within 3 months - Children	40	618	6.5%	11.4%	12.2%	11.6%
% of FP17s for the same patient ID Re-attending within 3 months - Adults	351	2,301	15.3%	14.7%	15.8%	15.5%
% of FP17s for the same patient ID Re-attending between 3 & 9 months - Children	344	618	55.7%	54.5%	60.3%	58.8%
% of FP17s for the same patient ID Re-attending between 3 & 9 months - Adults	1,328	2,301	57.7%	50.5%	53.5%	51.1%
% of FP17s for Band 1 Urgent Courses	122	1,707	7.1%	8.8%	9.1%	9.0%
% of FP17s Relating to Free Repair or Replacements	14	1,707	0.8%	1.2%	1.0%	0.8%
% of FP17s Relating to Continuations	9	1,707	0.5%	1.3%	1.0%	0.9%
% of Patients satisfied with the dentistry they have received	2	3	N/A	93.5%	93.6%	93.3%
% of Patients satisfied with the time they had to wait for an appointment	3	3	N/A	90.3%	89.8%	88.9%

* This is based on patients treated on this contract for their most recent course of treatment. Figures in italics indicate the base number of FP17s or Patient Questionnaire responses are less than 100. N/A is shown where the base number of responses is less than 10 during the period. % is calculated as Quantity/Base number*100

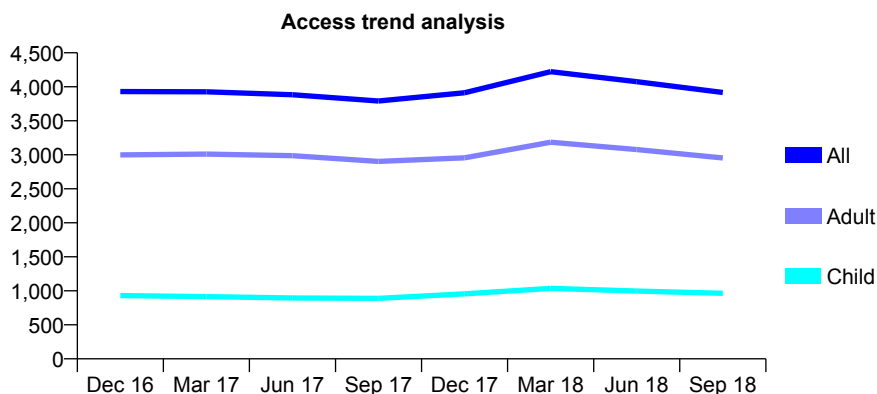
Q45 - Vital Signs At a Glance Contract Report for 661465/0001 - September 2018

Name or company name	Mr M Pearson & Ms J Russell
Contract type name	GDS Contract
Purpose of contract	General and Orthodontic
Contract start date	01/04/2006
Contract end date	

18/19 Contracted general activity (UDA)	15,393
Carry forward general activity (UDA)	0
18/19 Contracted orthodontic activity (UOA)	21
Carry forward orthodontic activity (UOA)	0
Baseline contract value	£464,999.30

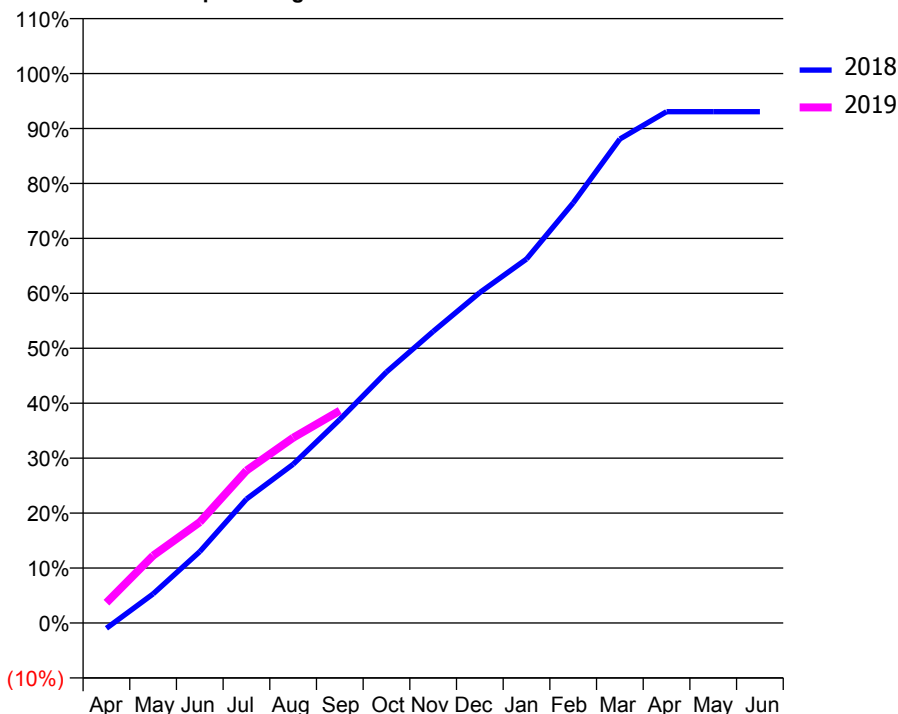
ACCESS*

Patients seen in 24 months	Total	Change since previous quarter
Quarter ending September 2017	3,792	
Quarter ending December 2017	3,912	↑
Quarter ending March 2018	4,222	↑
Quarter ending June 2018	4,075	↓
Quarter ending September 2018	3,917	↓
Variance since September 2017	3.3%	↑



ACTIVITY

Cumulative percentage of contracted UDA delivered 2018 & 2019



Month	Adjusted Scheduled Activity (UDA)	
	2018	2019
April	-151	569
May	815	1,888
June	2,000	2,824
July	3,473	4,271
August	4,448	5,189
September	5,701	5,949
October	7,032	
November	8,168	
December	9,256	
January	10,197	
February	11,767	
March	13,558	
April	14,324	
May	14,324	
June	14,325	

QUALITY

	Quantity	Base Number	Contract	AT	Region	England
% of FP17s for the same patient ID Re-attending within 3 months - Children	31	915	3.4%	11.4%	12.2%	11.6%
% of FP17s for the same patient ID Re-attending within 3 months - Adults	213	2,366	9.0%	14.7%	15.8%	15.5%
% of FP17s for the same patient ID Re-attending between 3 & 9 months - Children	565	915	61.7%	54.5%	60.3%	58.8%
% of FP17s for the same patient ID Re-attending between 3 & 9 months - Adults	1,344	2,366	56.8%	50.5%	53.5%	51.1%
% of FP17s for Band 1 Urgent Courses	75	2,693	2.8%	8.8%	9.1%	9.0%
% of FP17s Relating to Free Repair or Replacements	35	2,693	1.3%	1.2%	1.0%	0.8%
% of FP17s Relating to Continuations	68	2,693	2.5%	1.3%	1.0%	0.9%
% of Patients satisfied with the dentistry they have received	9	9	N/A	93.5%	93.6%	93.3%
% of Patients satisfied with the time they had to wait for an appointment	9	9	N/A	90.3%	89.8%	88.9%

* This is based on patients treated on this contract for their most recent course of treatment. Figures in italics indicate the base number of FP17s or Patient Questionnaire responses are less than 100. N/A is shown where the base number of responses is less than 10 during the period. % is calculated as Quantity/Base number*100

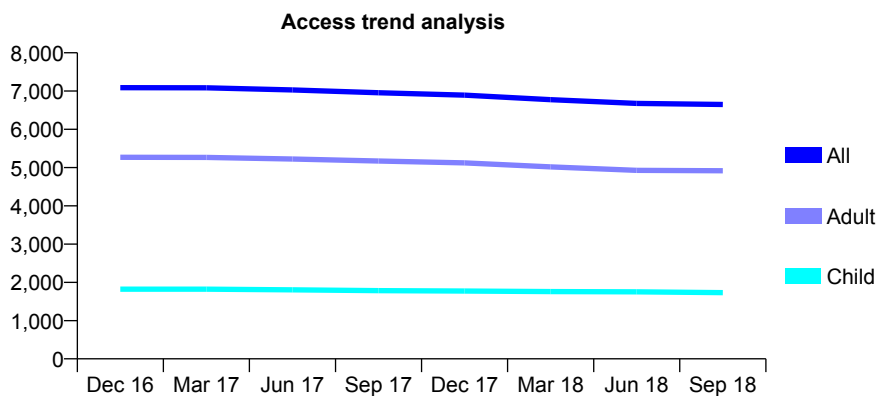
Q45 - Vital Signs At a Glance Contract Report for 675865/0002 - September 2018

Name or company name	MRS M BENNISON
Contract type name	GDS Contract
Purpose of contract	General
Contract start date	01/04/2009
Contract end date	

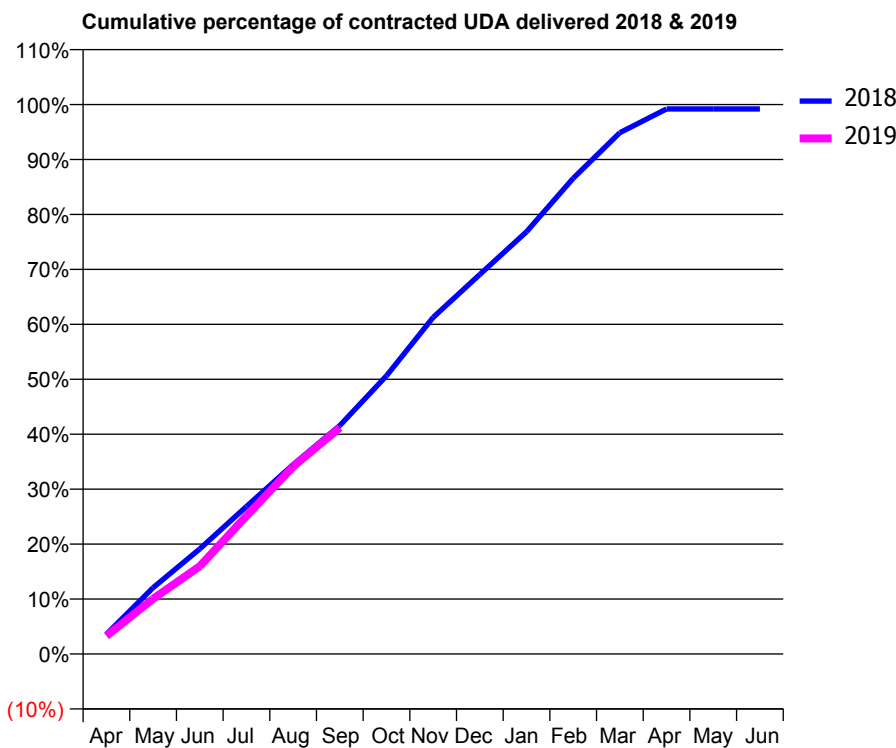
18/19 Contracted general activity (UDA)	18,165
Carry forward general activity (UDA)	148
18/19 Contracted orthodontic activity (UOA)	0
Carry forward orthodontic activity (UOA)	0
Baseline contract value	£456,949.08

ACCESS*

Patients seen in 24 months	Total	Change since previous quarter
Quarter ending September 2017	6,955	
Quarter ending December 2017	6,893	→
Quarter ending March 2018	6,774	↓
Quarter ending June 2018	6,678	↓
Quarter ending September 2018	6,648	→
Variance since September 2017	(4.4%)	↓



ACTIVITY



Adjusted Scheduled Activity (UDA)		
Month	2018	2019
April	655	599
May	2,193	1,826
June	3,477	2,902
July	4,878	4,566
August	6,263	6,197
September	7,555	7,482
October	9,196	
November	11,126	
December	12,548	
January	13,956	
February	15,728	
March	17,235	
April	18,017	
May	18,017	
June	18,017	

QUALITY

	Quantity	Base Number	Contract	AT	Region	England
% of FP17s for the same patient ID Re-attending within 3 months - Children	131	1,437	9.1%	11.4%	12.2%	11.6%
% of FP17s for the same patient ID Re-attending within 3 months - Adults	512	3,618	14.2%	14.7%	15.8%	15.5%
% of FP17s for the same patient ID Re-attending between 3 & 9 months - Children	916	1,437	63.7%	54.5%	60.3%	58.8%
% of FP17s for the same patient ID Re-attending between 3 & 9 months - Adults	2,260	3,618	62.5%	50.5%	53.5%	51.1%
% of FP17s for Band 1 Urgent Courses	301	4,334	6.9%	8.8%	9.1%	9.0%
% of FP17s Relating to Free Repair or Replacements	55	4,334	1.3%	1.2%	1.0%	0.8%
% of FP17s Relating to Continuations	61	4,334	1.4%	1.3%	1.0%	0.9%
% of Patients satisfied with the dentistry they have received	10	10	100.0%	93.5%	93.6%	93.3%
% of Patients satisfied with the time they had to wait for an appointment	9	10	90.0%	90.3%	89.8%	88.9%

* This is based on patients treated on this contract for their most recent course of treatment. Figures in italics indicate the base number of FP17s or Patient Questionnaire responses are less than 100. N/A is shown where the base number of responses is less than 10 during the period. % is calculated as Quantity/Base number*100

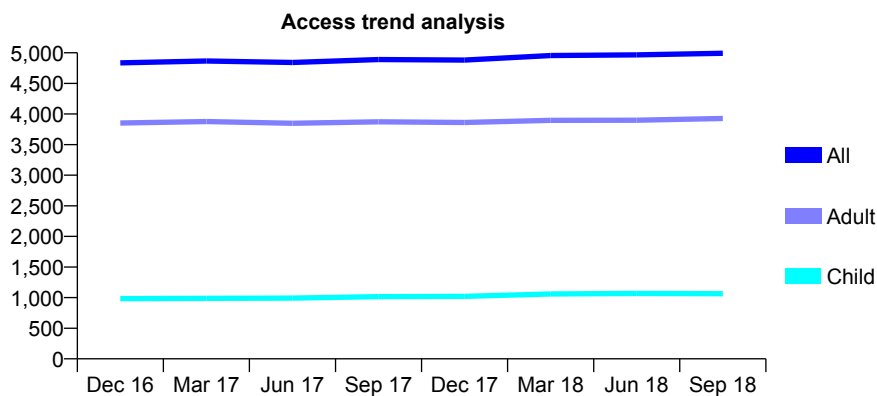
Q45 - Vital Signs At a Glance Contract Report for 676179/0001 - September 2018

Name or company name	MR BA KRAGNES
Contract type name	GDS Contract
Purpose of contract	General and Orthodontic
Contract start date	01/04/2006
Contract end date	

18/19 Contracted general activity (UDA)	13,000
Carry forward general activity (UDA)	0
18/19 Contracted orthodontic activity (UOA)	0
Carry forward orthodontic activity (UOA)	0
Baseline contract value	£305,854.85

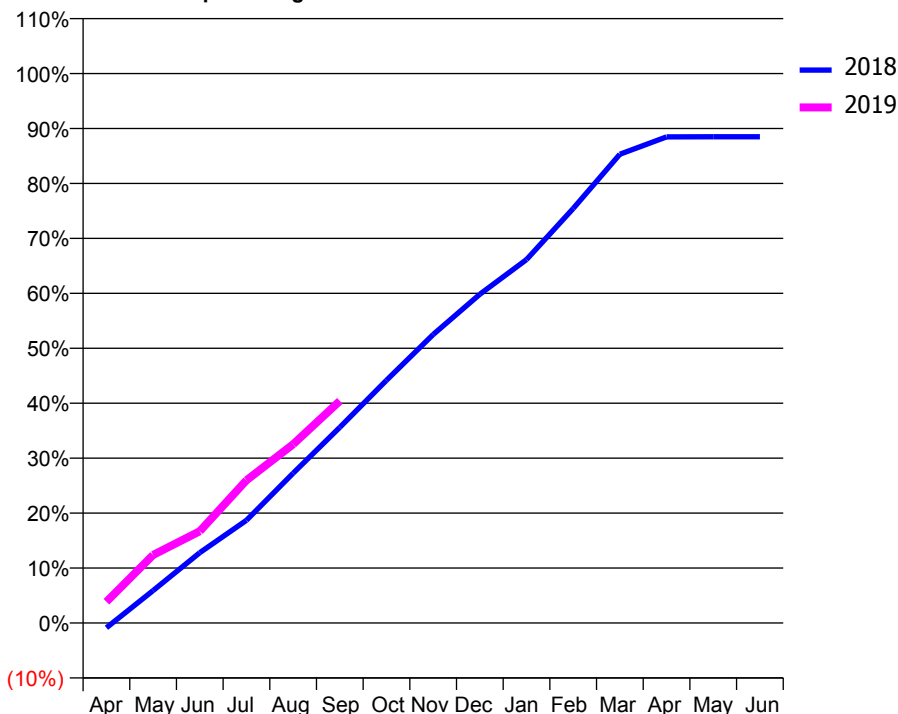
ACCESS*

Patients seen in 24 months	Total	Change since previous quarter
Quarter ending September 2017	4,890	
Quarter ending December 2017	4,882	→
Quarter ending March 2018	4,955	→
Quarter ending June 2018	4,967	→
Quarter ending September 2018	4,992	→
Variance since September 2017	2.1%	↑



ACTIVITY

Cumulative percentage of contracted UDA delivered 2018 & 2019



Adjusted Scheduled Activity (UDA)

Month	2018	2019
April	-115	502
May	768	1,612
June	1,665	2,173
July	2,430	3,377
August	3,545	4,228
September	4,629	5,254
October	5,743	
November	6,825	
December	7,777	
January	8,598	
February	9,807	
March	11,089	
April	11,500	
May	11,502	
June	11,502	

QUALITY

	Quantity	Base Number	Contract	AT	Region	England
% of FP17s for the same patient ID Re-attending within 3 months - Children	43	656	6.6%	11.4%	12.2%	11.6%
% of FP17s for the same patient ID Re-attending within 3 months - Adults	294	2,407	12.2%	14.7%	15.8%	15.5%
% of FP17s for the same patient ID Re-attending between 3 & 9 months - Children	330	656	50.3%	54.5%	60.3%	58.8%
% of FP17s for the same patient ID Re-attending between 3 & 9 months - Adults	1,276	2,407	53.0%	50.5%	53.5%	51.1%
% of FP17s for Band 1 Urgent Courses	90	2,865	3.1%	8.8%	9.1%	9.0%
% of FP17s Relating to Free Repair or Replacements	7	2,865	0.2%	1.2%	1.0%	0.8%
% of FP17s Relating to Continuations	67	2,865	2.3%	1.3%	1.0%	0.9%
% of Patients satisfied with the dentistry they have received	3	3	N/A	93.5%	93.6%	93.3%
% of Patients satisfied with the time they had to wait for an appointment	3	3	N/A	90.3%	89.8%	88.9%

* This is based on patients treated on this contract for their most recent course of treatment. Figures in italics indicate the base number of FP17s or Patient Questionnaire responses are less than 100. N/A is shown where the base number of responses is less than 10 during the period. % is calculated as Quantity/Base number*100

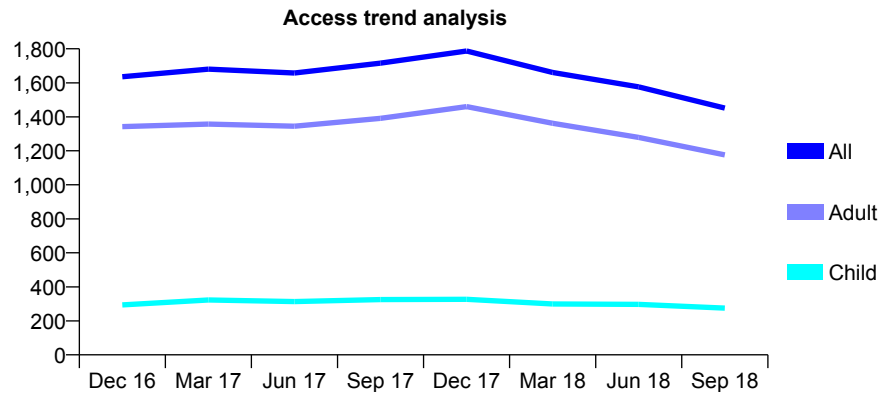
Q45 - Vital Signs At a Glance Contract Report for 686743/0002 - September 2018

Name or company name	MR HS BASRA
Contract type name	GDS Contract
Purpose of contract	General
Contract start date	22/09/2013
Contract end date	

18/19 Contracted general activity (UDA)	5,199
Carry forward general activity (UDA)	0
18/19 Contracted orthodontic activity (UOA)	0
Carry forward orthodontic activity (UOA)	0
Baseline contract value	£170,562.45

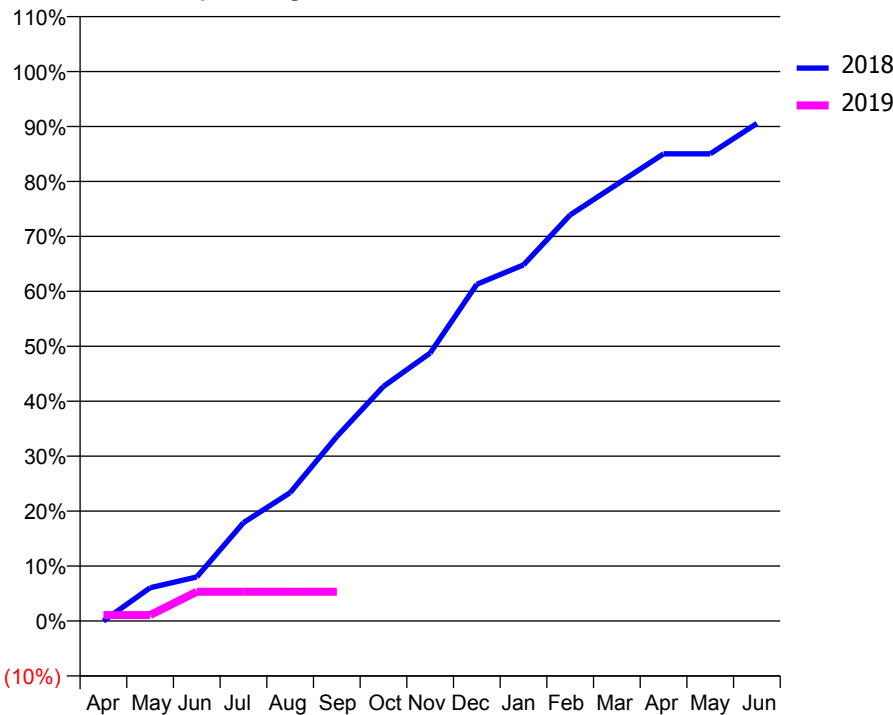
ACCESS*

Patients seen in 24 months	Total	Change since previous quarter
Quarter ending September 2017	1,716	
Quarter ending December 2017	1,787	↑
Quarter ending March 2018	1,661	↓
Quarter ending June 2018	1,576	↓
Quarter ending September 2018	1,451	↓
Variance since September 2017	(15.4%)	↓



ACTIVITY

Cumulative percentage of contracted UDA delivered 2018 & 2019



Month	Adjusted Scheduled Activity (UDA)	
	2018	2019
April	0	56
May	314	56
June	418	277
July	930	277
August	1,214	277
September	1,745	277
October	2,220	
November	2,536	
December	3,187	
January	3,369	
February	3,843	
March	4,131	
April	4,420	
May	4,420	
June	4,708	

QUALITY

	Quantity	Base Number	Contract	AT	Region	England
% of FP17s for the same patient ID Re-attending within 3 months - Children	5	70	7.1%	11.4%	12.2%	11.6%
% of FP17s for the same patient ID Re-attending within 3 months - Adults	42	282	14.9%	14.7%	15.8%	15.5%
% of FP17s for the same patient ID Re-attending between 3 & 9 months - Children	38	70	54.3%	54.5%	60.3%	58.8%
% of FP17s for the same patient ID Re-attending between 3 & 9 months - Adults	142	282	50.4%	50.5%	53.5%	51.1%
% of FP17s for Band 1 Urgent Courses	14	158	8.9%	8.8%	9.1%	9.0%
% of FP17s Relating to Free Repair or Replacements	2	158	1.3%	1.2%	1.0%	0.8%
% of FP17s Relating to Continuations	1	158	0.6%	1.3%	1.0%	0.9%
% of Patients satisfied with the dentistry they have received	10	11	90.9%	93.5%	93.6%	93.3%
% of Patients satisfied with the time they had to wait for an appointment	9	11	81.8%	90.3%	89.8%	88.9%

* This is based on patients treated on this contract for their most recent course of treatment. Figures in italics indicate the base number of FP17s or Patient Questionnaire responses are less than 100. N/A is shown where the base number of responses is less than 10 during the period. % is calculated as Quantity/Base number*100

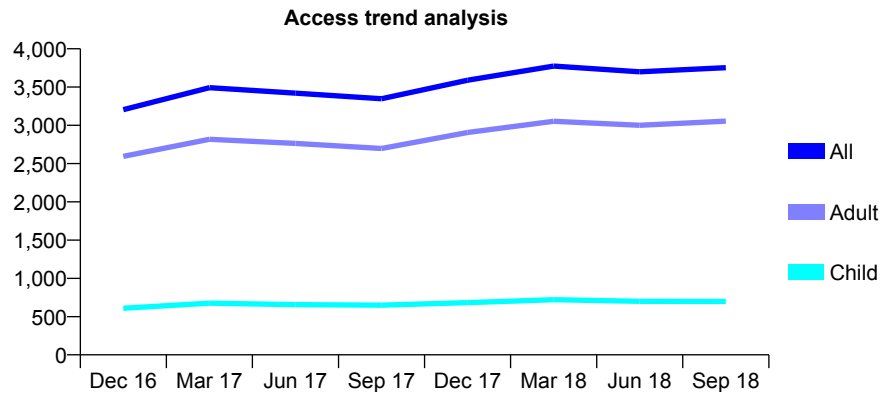
Q45 - Vital Signs At a Glance Contract Report for 692093/0002 - September 2018

Name or company name	MR N AGGARWAL
Contract type name	GDS Contract
Purpose of contract	General
Contract start date	01/12/2012
Contract end date	

18/19 Contracted general activity (UDA)	11,162
Carry forward general activity (UDA)	95
18/19 Contracted orthodontic activity (UOA)	0
Carry forward orthodontic activity (UOA)	0
Baseline contract value	£347,586.06

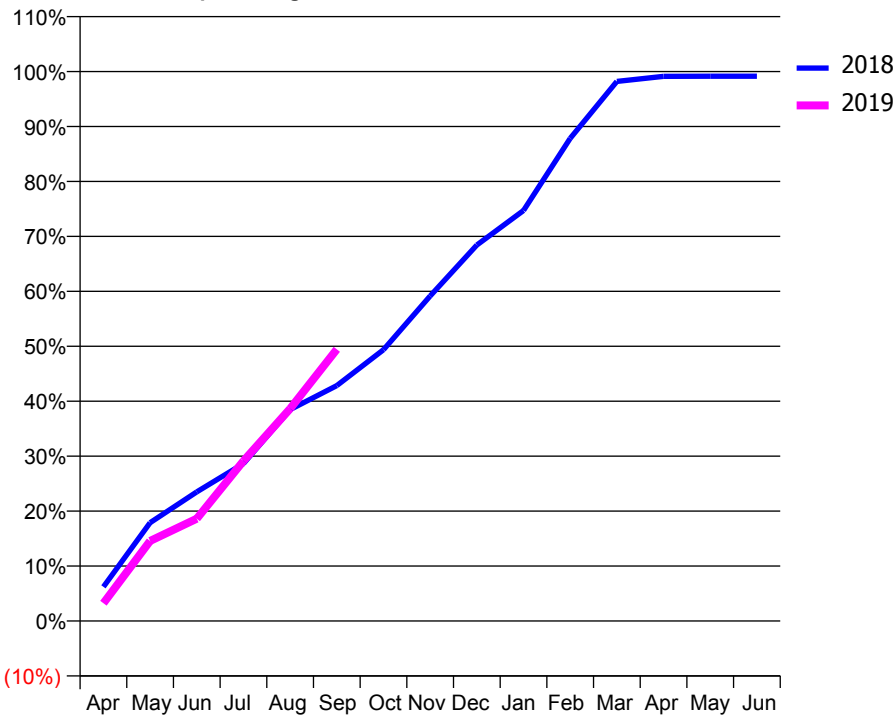
ACCESS*

Patients seen in 24 months	Total	Change since previous quarter
Quarter ending September 2017	3,347	
Quarter ending December 2017	3,589	↑
Quarter ending March 2018	3,774	↑
Quarter ending June 2018	3,700	↓
Quarter ending September 2018	3,753	→
Variance since September 2017	12.1%	↑



ACTIVITY

Cumulative percentage of contracted UDA delivered 2018 & 2019



Month	Adjusted Scheduled Activity (UDA)	
	2018	2019
April	695	361
May	1,999	1,626
June	2,623	2,078
July	3,197	3,251
August	4,295	4,313
September	4,781	5,518
October	5,510	
November	6,602	
December	7,638	
January	8,340	
February	9,803	
March	10,960	
April	11,064	
May	11,067	
June	11,067	

QUALITY

	Quantity	Base Number	Contract	AT	Region	England
% of FP17s for the same patient ID Re-attending within 3 months - Children	9	417	2.2%	11.4%	12.2%	11.6%
% of FP17s for the same patient ID Re-attending within 3 months - Adults	98	1,608	6.1%	14.7%	15.8%	15.5%
% of FP17s for the same patient ID Re-attending between 3 & 9 months - Children	168	417	40.3%	54.5%	60.3%	58.8%
% of FP17s for the same patient ID Re-attending between 3 & 9 months - Adults	659	1,608	41.0%	50.5%	53.5%	51.1%
% of FP17s for Band 1 Urgent Courses	29	1,989	1.5%	8.8%	9.1%	9.0%
% of FP17s Relating to Free Repair or Replacements	5	1,989	0.3%	1.2%	1.0%	0.8%
% of FP17s Relating to Continuations	23	1,989	1.2%	1.3%	1.0%	0.9%
% of Patients satisfied with the dentistry they have received	4	5	N/A	93.5%	93.6%	93.3%
% of Patients satisfied with the time they had to wait for an appointment	4	5	N/A	90.3%	89.8%	88.9%

* This is based on patients treated on this contract for their most recent course of treatment. Figures in italics indicate the base number of FP17s or Patient Questionnaire responses are less than 100. N/A is shown where the base number of responses is less than 10 during the period. % is calculated as Quantity/Base number*100

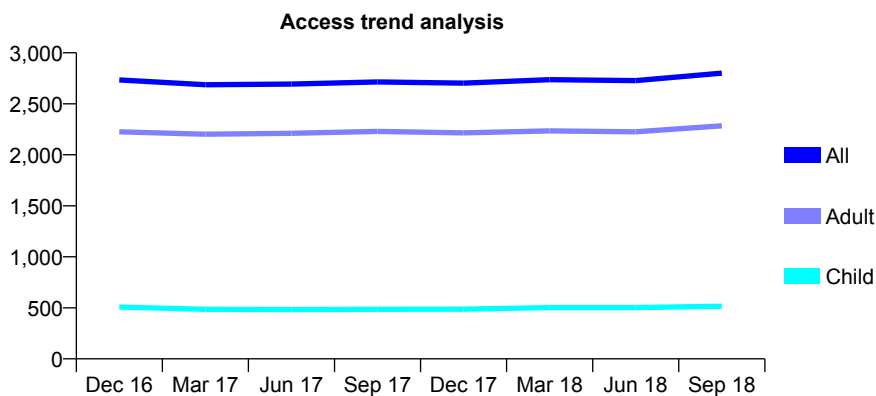
Q45 - Vital Signs At a Glance Contract Report for 712698/0001 - September 2018

Name or company name	MISS KL WILLOUGHBY
Contract type name	GDS Contract
Purpose of contract	General
Contract start date	01/04/2014
Contract end date	

18/19 Contracted general activity (UDA)	8,461
Carry forward general activity (UDA)	293
18/19 Contracted orthodontic activity (UOA)	0
Carry forward orthodontic activity (UOA)	0
Baseline contract value	£196,345.11

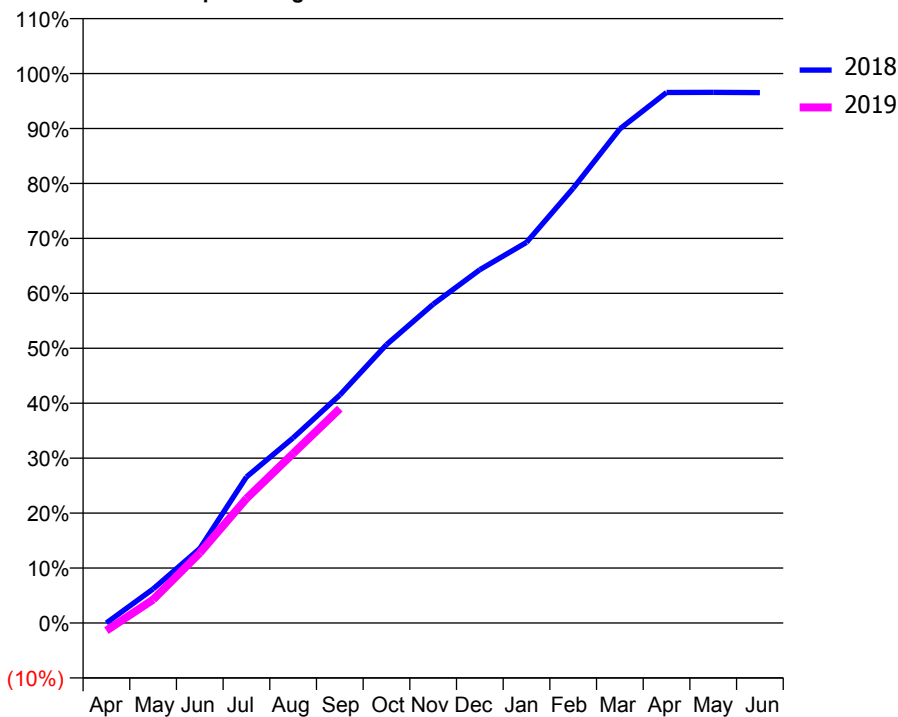
ACCESS*

Patients seen in 24 months	Total	Change since previous quarter
Quarter ending September 2017	2,715	
Quarter ending December 2017	2,702	→
Quarter ending March 2018	2,737	→
Quarter ending June 2018	2,727	→
Quarter ending September 2018	2,800	↑
Variance since September 2017	3.1%	↑



ACTIVITY

Cumulative percentage of contracted UDA delivered 2018 & 2019



Month	Adjusted Scheduled Activity (UDA)	
	2018	2019
April	0	-119
May	525	361
June	1,147	1,080
July	2,250	1,917
August	2,852	2,610
September	3,510	3,301
October	4,287	
November	4,908	
December	5,441	
January	5,860	
February	6,694	
March	7,609	
April	8,170	
May	8,171	
June	8,168	

QUALITY

	Quantity	Base Number	Contract	AT	Region	England
% of FP17s for the same patient ID Re-attending within 3 months - Children	31	409	7.6%	11.4%	12.2%	11.6%
% of FP17s for the same patient ID Re-attending within 3 months - Adults	193	1,590	12.1%	14.7%	15.8%	15.5%
% of FP17s for the same patient ID Re-attending between 3 & 9 months - Children	241	409	58.9%	54.5%	60.3%	58.8%
% of FP17s for the same patient ID Re-attending between 3 & 9 months - Adults	866	1,590	54.5%	50.5%	53.5%	51.1%
% of FP17s for Band 1 Urgent Courses	162	1,759	9.2%	8.8%	9.1%	9.0%
% of FP17s Relating to Free Repair or Replacements	10	1,759	0.6%	1.2%	1.0%	0.8%
% of FP17s Relating to Continuations	7	1,759	0.4%	1.3%	1.0%	0.9%
% of Patients satisfied with the dentistry they have received	7	7	N/A	93.5%	93.6%	93.3%
% of Patients satisfied with the time they had to wait for an appointment	6	7	N/A	90.3%	89.8%	88.9%

* This is based on patients treated on this contract for their most recent course of treatment. Figures in italics indicate the base number of FP17s or Patient Questionnaire responses are less than 100. N/A is shown where the base number of responses is less than 10 during the period. % is calculated as Quantity/Base number*100

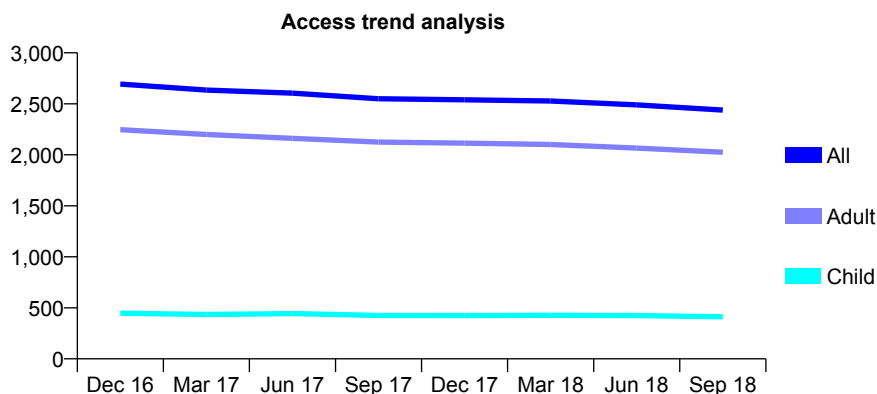
Q45 - Vital Signs At a Glance Contract Report for 728306/0002 - September 2018

Name or company name	MR MW ALEXANDER
Contract type name	GDS Contract
Purpose of contract	General
Contract start date	30/04/2012
Contract end date	

18/19 Contracted general activity (UDA)	10,576
Carry forward general activity (UDA)	0
18/19 Contracted orthodontic activity (UOA)	0
Carry forward orthodontic activity (UOA)	0
Baseline contract value	£226,261.45

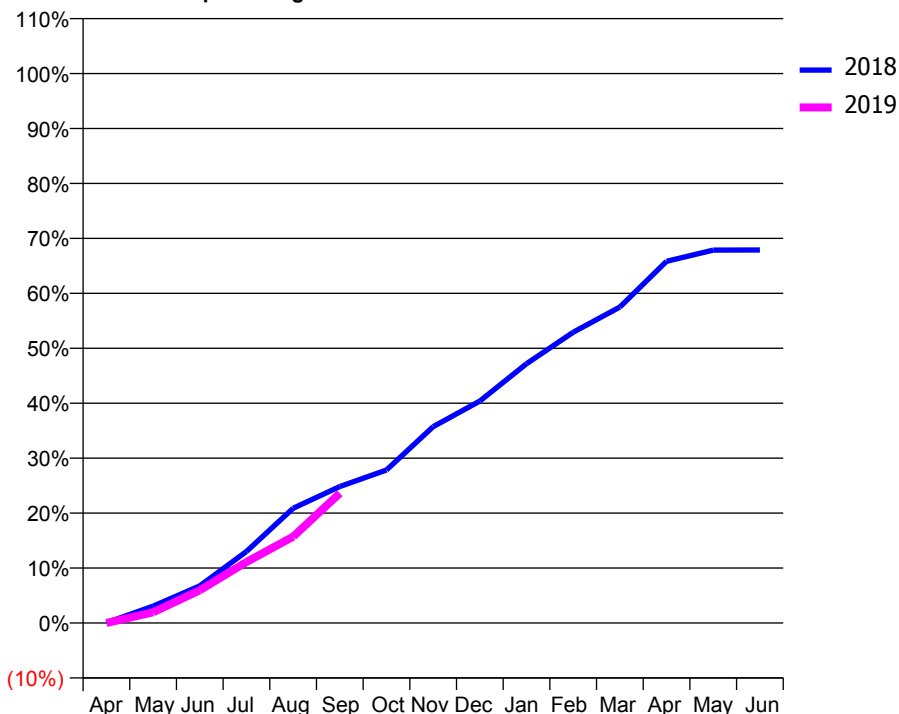
ACCESS*

Patients seen in 24 months	Total	Change since previous quarter
Quarter ending September 2017	2,550	
Quarter ending December 2017	2,539	→
Quarter ending March 2018	2,528	→
Quarter ending June 2018	2,490	↓
Quarter ending September 2018	2,438	↓
Variance since September 2017	(4.4%)	↓



ACTIVITY

Cumulative percentage of contracted UDA delivered 2018 & 2019



Adjusted Scheduled Activity (UDA)

Month	2018	2019
April	6	1
May	325	206
June	714	630
July	1,377	1,174
August	2,209	1,662
September	2,627	2,497
October	2,946	
November	3,779	
December	4,273	
January	4,990	
February	5,596	
March	6,081	
April	6,961	
May	7,177	
June	7,180	

QUALITY

	Quantity	Base Number	Contract	AT	Region	England
% of FP17s for the same patient ID Re-attending within 3 months - Children	11	210	5.2%	11.4%	12.2%	11.6%
% of FP17s for the same patient ID Re-attending within 3 months - Adults	122	987	12.4%	14.7%	15.8%	15.5%
% of FP17s for the same patient ID Re-attending between 3 & 9 months - Children	74	210	35.2%	54.5%	60.3%	58.8%
% of FP17s for the same patient ID Re-attending between 3 & 9 months - Adults	380	987	38.5%	50.5%	53.5%	51.1%
% of FP17s for Band 1 Urgent Courses	49	934	5.2%	8.8%	9.1%	9.0%
% of FP17s Relating to Free Repair or Replacements	11	934	1.2%	1.2%	1.0%	0.8%
% of FP17s Relating to Continuations	5	934	0.5%	1.3%	1.0%	0.9%
% of Patients satisfied with the dentistry they have received	3	4	N/A	93.5%	93.6%	93.3%
% of Patients satisfied with the time they had to wait for an appointment	4	4	N/A	90.3%	89.8%	88.9%

* This is based on patients treated on this contract for their most recent course of treatment. Figures in italics indicate the base number of FP17s or Patient Questionnaire responses are less than 100. N/A is shown where the base number of responses is less than 10 during the period. % is calculated as Quantity/Base number*100

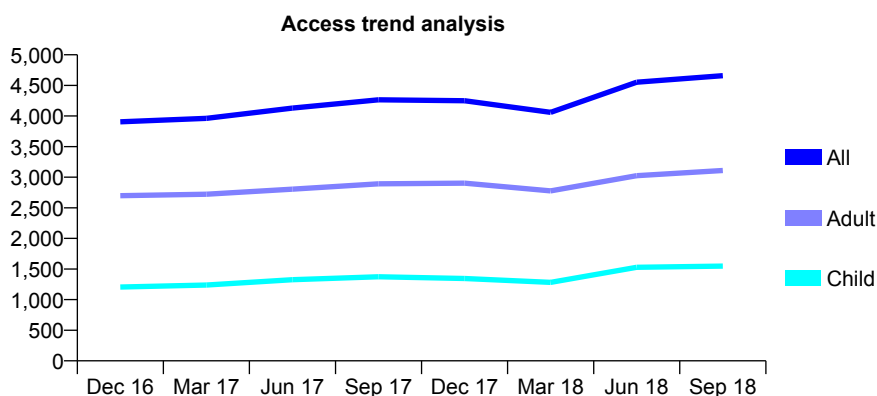
Q45 - Vital Signs At a Glance Contract Report for 732621/0001 - September 2018

Name or company name	Ladhar, Ladhar and Dinsdale
Contract type name	GDS Contract
Purpose of contract	General
Contract start date	01/04/2006
Contract end date	

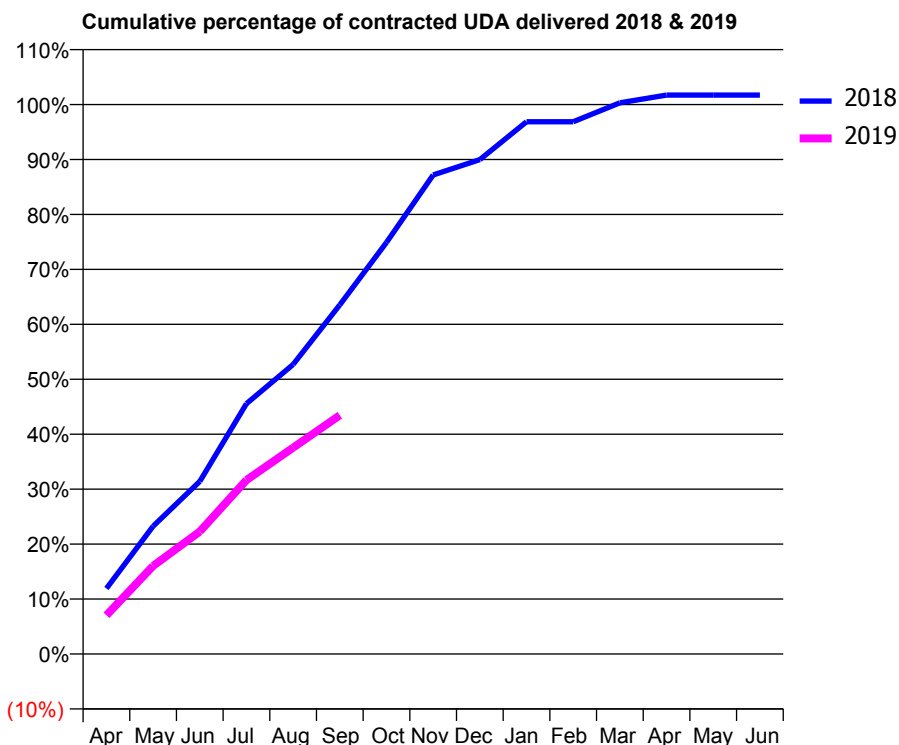
18/19 Contracted general activity (UDA)	20,147
Carry forward general activity (UDA)	0
18/19 Contracted orthodontic activity (UOA)	0
Carry forward orthodontic activity (UOA)	0
Baseline contract value	£522,199.44

ACCESS*

Patients seen in 24 months	Total	Change since previous quarter
Quarter ending September 2017	4,265	
Quarter ending December 2017	4,250	→
Quarter ending March 2018	4,060	↓
Quarter ending June 2018	4,552	↑
Quarter ending September 2018	4,658	↑
Variance since September 2017	9.2%	↑



ACTIVITY



Month	Adjusted Scheduled Activity (UDA)	
	2018	2019
April	1,450	1,422
May	2,824	3,227
June	3,817	4,489
July	5,535	6,376
August	6,400	7,567
September	7,719	8,756
October	9,098	
November	10,588	
December	10,927	
January	11,766	
February	11,766	
March	12,184	
April	12,356	
May	12,356	
June	12,356	

QUALITY

	Quantity	Base Number	Contract	AT	Region	England
% of FP17s for the same patient ID Re-attending within 3 months - Children	74	1,467	5.0%	11.4%	12.2%	11.6%
% of FP17s for the same patient ID Re-attending within 3 months - Adults	247	2,300	10.7%	14.7%	15.8%	15.5%
% of FP17s for the same patient ID Re-attending between 3 & 9 months - Children	643	1,467	43.8%	54.5%	60.3%	58.8%
% of FP17s for the same patient ID Re-attending between 3 & 9 months - Adults	747	2,300	32.5%	50.5%	53.5%	51.1%
% of FP17s for Band 1 Urgent Courses	218	3,695	5.9%	8.8%	9.1%	9.0%
% of FP17s Relating to Free Repair or Replacements	29	3,695	0.8%	1.2%	1.0%	0.8%
% of FP17s Relating to Continuations	33	3,695	0.9%	1.3%	1.0%	0.9%
% of Patients satisfied with the dentistry they have received	5	5	N/A	93.5%	93.6%	93.3%
% of Patients satisfied with the time they had to wait for an appointment	5	5	N/A	90.3%	89.8%	88.9%

* This is based on patients treated on this contract for their most recent course of treatment. Figures in italics indicate the base number of FP17s or Patient Questionnaire responses are less than 100. N/A is shown where the base number of responses is less than 10 during the period. % is calculated as Quantity/Base number*100

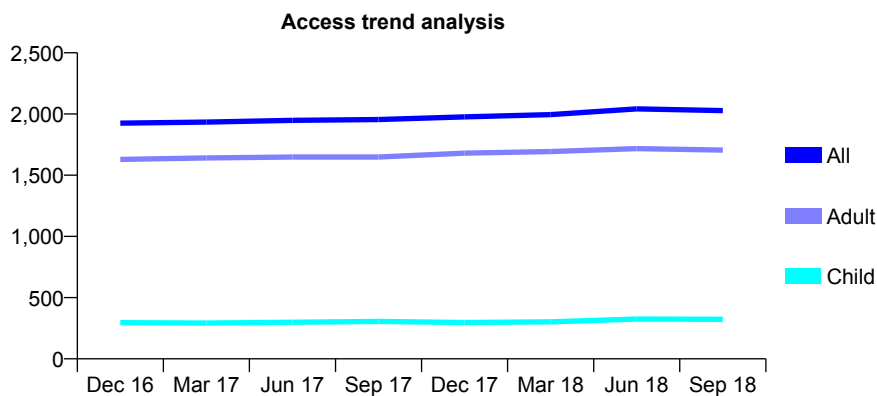
Q45 - Vital Signs At a Glance Contract Report for 739170/0001 - September 2018

Name or company name	MR RS ELSTON
Contract type name	GDS Contract
Purpose of contract	General and Orthodontic
Contract start date	01/04/2006
Contract end date	

18/19 Contracted general activity (UDA)	13,622
Carry forward general activity (UDA)	0
18/19 Contracted orthodontic activity (UOA)	103
Carry forward orthodontic activity (UOA)	0
Baseline contract value	£322,101.45

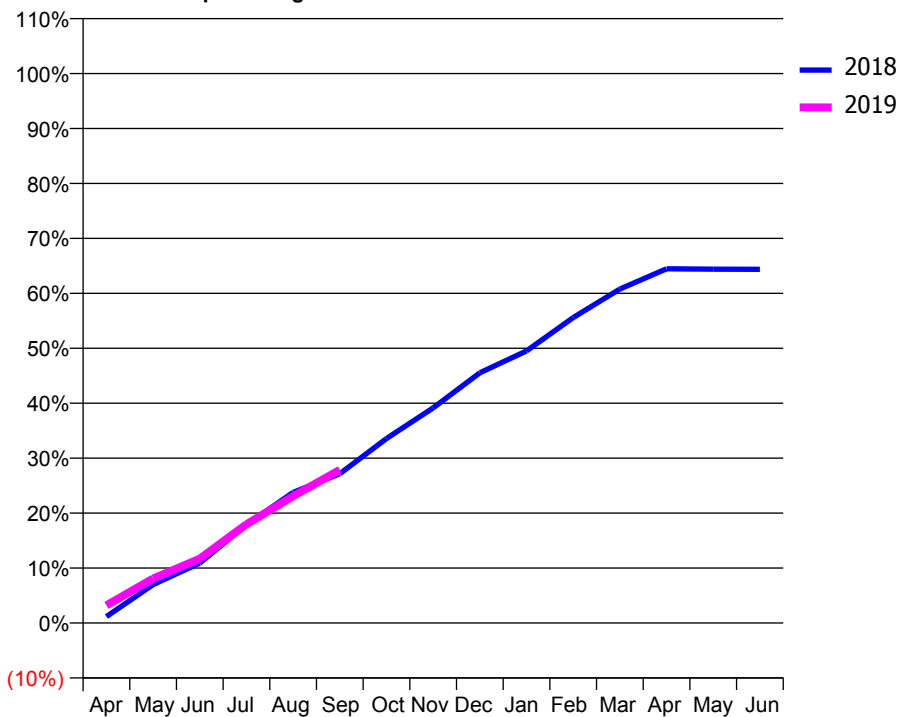
ACCESS*

Patients seen in 24 months	Total	Change since previous quarter
Quarter ending September 2017	1,955	
Quarter ending December 2017	1,977	→
Quarter ending March 2018	1,995	→
Quarter ending June 2018	2,042	↑
Quarter ending September 2018	2,028	→
Variance since September 2017	3.7%	↑



ACTIVITY

Cumulative percentage of contracted UDA delivered 2018 & 2019



Month	Adjusted Scheduled Activity (UDA)	
	2018	2019
April	160	438
May	955	1,104
June	1,487	1,594
July	2,437	2,449
August	3,237	3,146
September	3,700	3,798
October	4,574	
November	5,334	
December	6,204	
January	6,746	
February	7,571	
March	8,280	
April	8,781	
May	8,773	
June	8,770	

QUALITY

	Quantity	Base Number	Contract	AT	Region	England
% of FP17s for the same patient ID Re-attending within 3 months - Children	50	368	13.6%	11.4%	12.2%	11.6%
% of FP17s for the same patient ID Re-attending within 3 months - Adults	297	1,452	20.5%	14.7%	15.8%	15.5%
% of FP17s for the same patient ID Re-attending between 3 & 9 months - Children	211	368	57.3%	54.5%	60.3%	58.8%
% of FP17s for the same patient ID Re-attending between 3 & 9 months - Adults	819	1,452	56.4%	50.5%	53.5%	51.1%
% of FP17s for Band 1 Urgent Courses	25	1,621	1.5%	8.8%	9.1%	9.0%
% of FP17s Relating to Free Repair or Replacements	20	1,621	1.2%	1.2%	1.0%	0.8%
% of FP17s Relating to Continuations	131	1,621	8.1%	1.3%	1.0%	0.9%
% of Patients satisfied with the dentistry they have received	5	5	N/A	93.5%	93.6%	93.3%
% of Patients satisfied with the time they had to wait for an appointment	5	5	N/A	90.3%	89.8%	88.9%

* This is based on patients treated on this contract for their most recent course of treatment. Figures in italics indicate the base number of FP17s or Patient Questionnaire responses are less than 100. N/A is shown where the base number of responses is less than 10 during the period. % is calculated as Quantity/Base number*100

Q45 - Vital Signs At a Glance Contract Report for 741566/0001 - September 2018

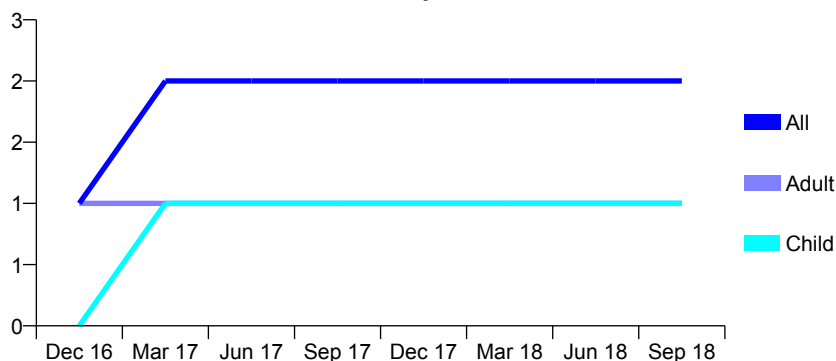
Name or company name	MISS SM GRANT
Contract type name	GDS Contract
Purpose of contract	General
Contract start date	01/04/2006
Contract end date	

18/19 Contracted general activity (UDA)	4
Carry forward general activity (UDA)	0
18/19 Contracted orthodontic activity (UOA)	0
Carry forward orthodontic activity (UOA)	0
Baseline contract value	£53.66

ACCESS*

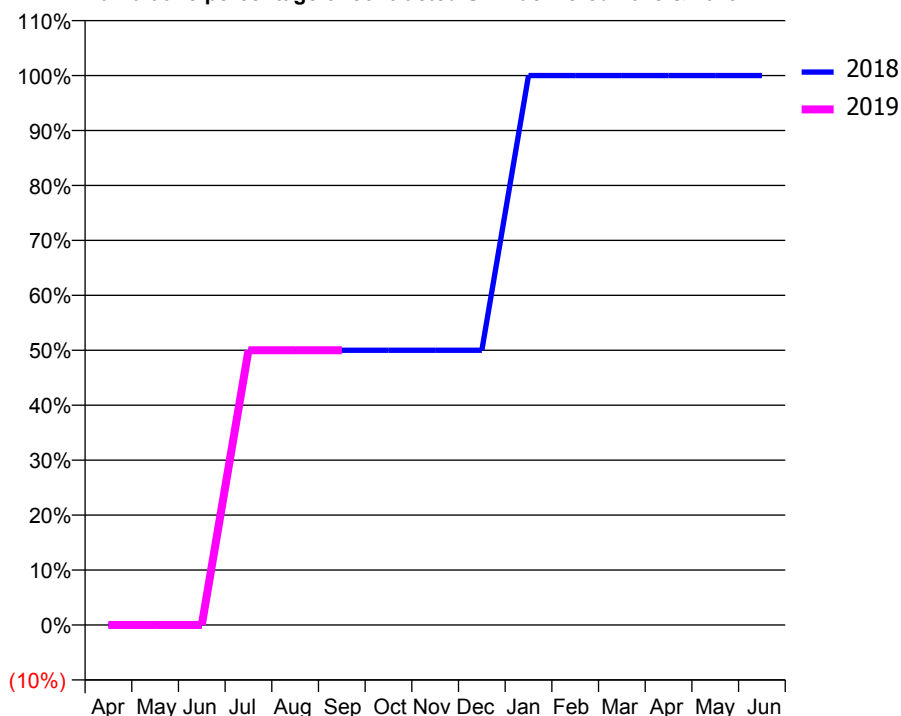
Patients seen in 24 months	Total	Change since previous quarter
Quarter ending September 2017	2	
Quarter ending December 2017	2	→
Quarter ending March 2018	2	→
Quarter ending June 2018	2	→
Quarter ending September 2018	2	→
Variance since September 2017	0.0%	→

Access trend analysis



ACTIVITY

Cumulative percentage of contracted UDA delivered 2018 & 2019



Adjusted Scheduled Activity (UDA)

Month	2018	2019
April	0	0
May	0	0
June	0	0
July	2	2
August	2	2
September	2	2
October	2	
November	2	
December	2	
January	4	
February	4	
March	4	
April	4	
May	4	
June	4	

QUALITY

	Quantity	Base Number	Contract	AT	Region	England
% of FP17s for the same patient ID Re-attending within 3 months - Children	0	1	0.0%	11.4%	12.2%	11.6%
% of FP17s for the same patient ID Re-attending within 3 months - Adults	0	1	0.0%	14.7%	15.8%	15.5%
% of FP17s for the same patient ID Re-attending between 3 & 9 months - Children	1	1	100.0%	54.5%	60.3%	58.8%
% of FP17s for the same patient ID Re-attending between 3 & 9 months - Adults	1	1	100.0%	50.5%	53.5%	51.1%
% of FP17s for Band 1 Urgent Courses	0	2	0.0%	8.8%	9.1%	9.0%
% of FP17s Relating to Free Repair or Replacements	0	2	0.0%	1.2%	1.0%	0.8%
% of FP17s Relating to Continuations	0	2	0.0%	1.3%	1.0%	0.9%
% of Patients satisfied with the dentistry they have received	0	0	N/A	93.5%	93.6%	93.3%
% of Patients satisfied with the time they had to wait for an appointment	0	0	N/A	90.3%	89.8%	88.9%

* This is based on patients treated on this contract for their most recent course of treatment. Figures in italics indicate the base number of FP17s or Patient Questionnaire responses are less than 100. N/A is shown where the base number of responses is less than 10 during the period. % is calculated as Quantity/Base number*100

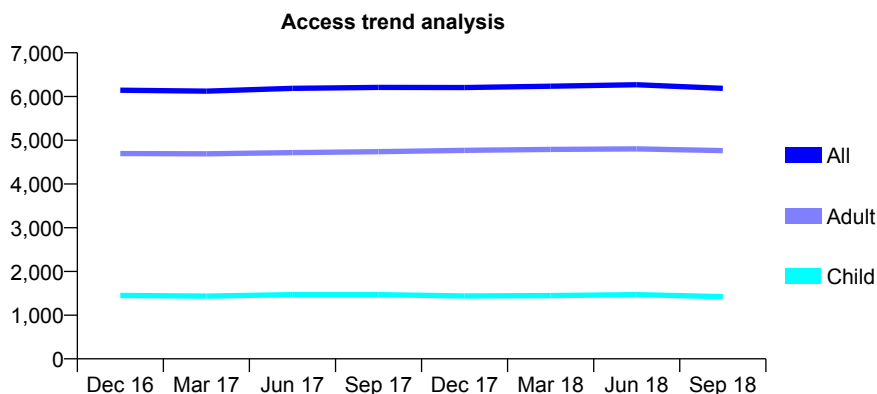
Q45 - Vital Signs At a Glance Contract Report for 742376/0001 - September 2018

Name or company name	MR SA HETHERINGTON
Contract type name	GDS Contract
Purpose of contract	General
Contract start date	01/04/2006
Contract end date	

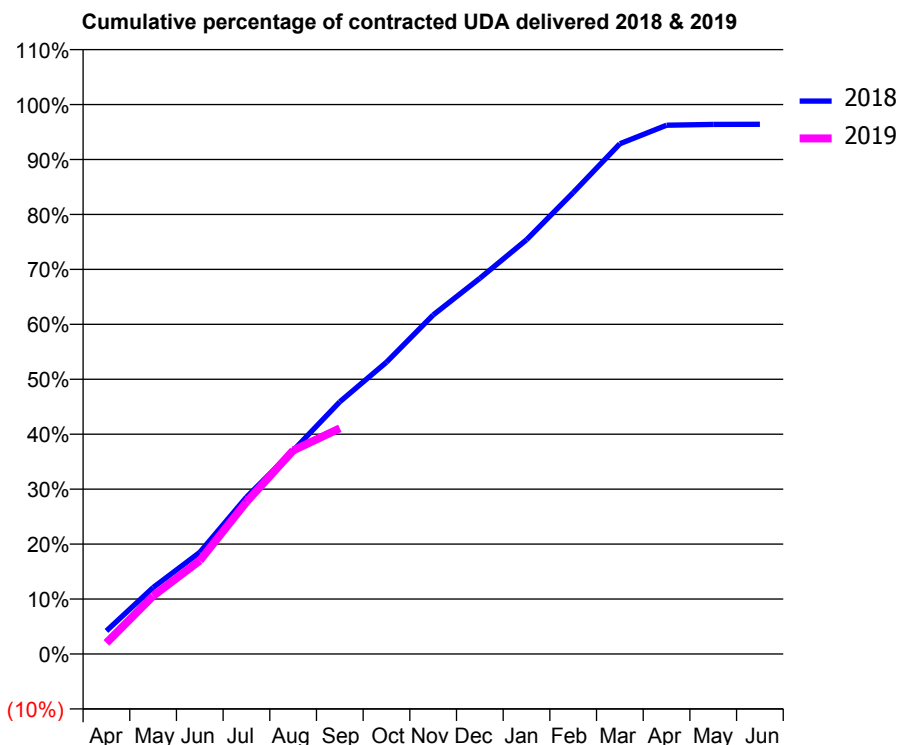
18/19 Contracted general activity (UDA)	16,232
Carry forward general activity (UDA)	584
18/19 Contracted orthodontic activity (UOA)	0
Carry forward orthodontic activity (UOA)	0
Baseline contract value	£392,726.83

ACCESS*

Patients seen in 24 months	Total	Change since previous quarter
Quarter ending September 2017	6,207	
Quarter ending December 2017	6,205	→
Quarter ending March 2018	6,237	→
Quarter ending June 2018	6,269	→
Quarter ending September 2018	6,186	↓
Variance since September 2017	(0.3%)	→



ACTIVITY



Month	Adjusted Scheduled Activity (UDA)	
	2018	2019
April	683	330
May	1,963	1,714
June	3,002	2,761
July	4,635	4,493
August	6,010	6,012
September	7,452	6,668
October	8,621	
November	10,014	
December	11,097	
January	12,236	
February	13,632	
March	15,072	
April	15,620	
May	15,645	
June	15,648	

QUALITY

	Quantity	Base Number	Contract	AT	Region	England
% of FP17s for the same patient ID Re-attending within 3 months - Children	56	731	7.7%	11.4%	12.2%	11.6%
% of FP17s for the same patient ID Re-attending within 3 months - Adults	506	2,696	18.8%	14.7%	15.8%	15.5%
% of FP17s for the same patient ID Re-attending between 3 & 9 months - Children	212	731	29.0%	54.5%	60.3%	58.8%
% of FP17s for the same patient ID Re-attending between 3 & 9 months - Adults	845	2,696	31.3%	50.5%	53.5%	51.1%
% of FP17s for Band 1 Urgent Courses	473	3,193	14.8%	8.8%	9.1%	9.0%
% of FP17s Relating to Free Repair or Replacements	39	3,193	1.2%	1.2%	1.0%	0.8%
% of FP17s Relating to Continuations	145	3,193	4.5%	1.3%	1.0%	0.9%
% of Patients satisfied with the dentistry they have received	2	2	N/A	93.5%	93.6%	93.3%
% of Patients satisfied with the time they had to wait for an appointment	2	2	N/A	90.3%	89.8%	88.9%

* This is based on patients treated on this contract for their most recent course of treatment. Figures in italics indicate the base number of FP17s or Patient Questionnaire responses are less than 100. N/A is shown where the base number of responses is less than 10 during the period. % is calculated as Quantity/Base number*100

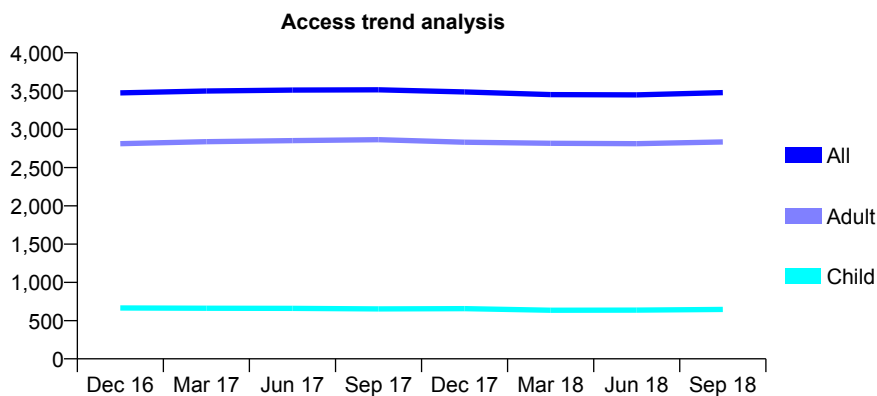
Q45 - Vital Signs At a Glance Contract Report for 742562/0001 - September 2018

Name or company name	MR NL CREES
Contract type name	GDS Contract
Purpose of contract	General and Orthodontic
Contract start date	01/04/2006
Contract end date	

18/19 Contracted general activity (UDA)	10,425
Carry forward general activity (UDA)	48
18/19 Contracted orthodontic activity (UOA)	0
Carry forward orthodontic activity (UOA)	0
Baseline contract value	£256,660.41

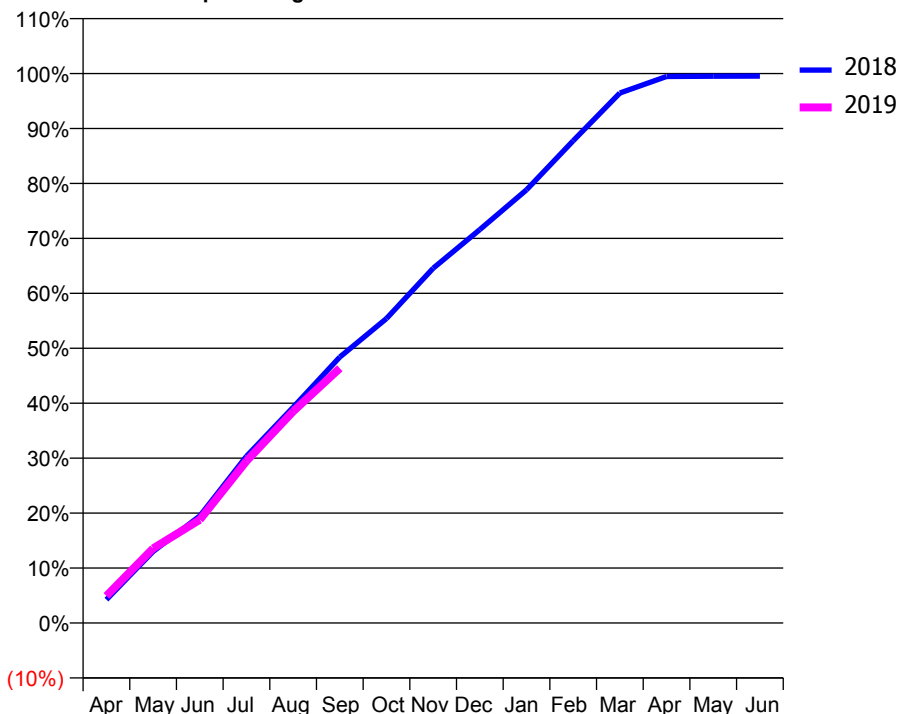
ACCESS*

Patients seen in 24 months	Total	Change since previous quarter
Quarter ending September 2017	3,517	
Quarter ending December 2017	3,488	→
Quarter ending March 2018	3,454	→
Quarter ending June 2018	3,450	→
Quarter ending September 2018	3,479	→
Variance since September 2017	(1.1%)	↓



ACTIVITY

Cumulative percentage of contracted UDA delivered 2018 & 2019



Adjusted Scheduled Activity (UDA)

Month	2018	2019
April	445	516
May	1,357	1,415
June	2,030	1,959
July	3,164	3,073
August	4,092	4,013
September	5,046	4,833
October	5,777	
November	6,730	
December	7,464	
January	8,217	
February	9,149	
March	10,056	
April	10,368	
May	10,374	
June	10,377	

QUALITY

	Quantity	Base Number	Contract	AT	Region	England
% of FP17s for the same patient ID Re-attending within 3 months - Children	47	499	9.4%	11.4%	12.2%	11.6%
% of FP17s for the same patient ID Re-attending within 3 months - Adults	270	1,909	14.1%	14.7%	15.8%	15.5%
% of FP17s for the same patient ID Re-attending between 3 & 9 months - Children	297	499	59.5%	54.5%	60.3%	58.8%
% of FP17s for the same patient ID Re-attending between 3 & 9 months - Adults	1,061	1,909	55.6%	50.5%	53.5%	51.1%
% of FP17s for Band 1 Urgent Courses	189	2,283	8.3%	8.8%	9.1%	9.0%
% of FP17s Relating to Free Repair or Replacements	29	2,283	1.3%	1.2%	1.0%	0.8%
% of FP17s Relating to Continuations	30	2,283	1.3%	1.3%	1.0%	0.9%
% of Patients satisfied with the dentistry they have received	1	1	N/A	93.5%	93.6%	93.3%
% of Patients satisfied with the time they had to wait for an appointment	1	1	N/A	90.3%	89.8%	88.9%

* This is based on patients treated on this contract for their most recent course of treatment. Figures in italics indicate the base number of FP17s or Patient Questionnaire responses are less than 100. N/A is shown where the base number of responses is less than 10 during the period. % is calculated as Quantity/Base number*100

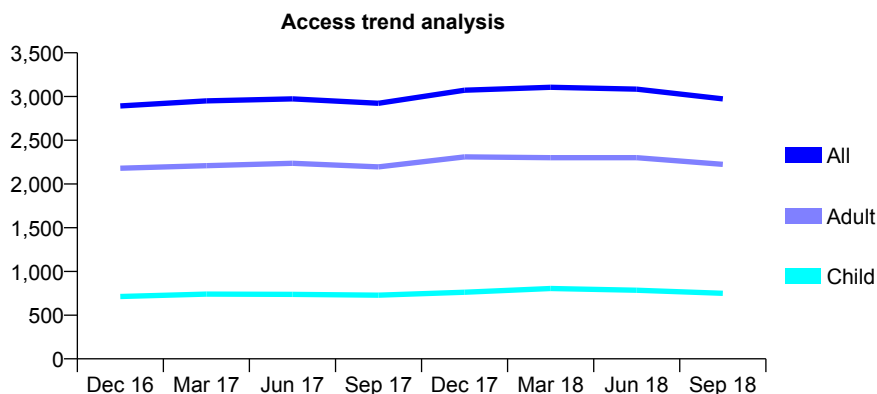
Q45 - Vital Signs At a Glance Contract Report for 761338/0001 - September 2018

Name or company name	MRS N HILL
Contract type name	GDS Contract
Purpose of contract	General
Contract start date	01/04/2006
Contract end date	

18/19 Contracted general activity (UDA)	8,475
Carry forward general activity (UDA)	-165
18/19 Contracted orthodontic activity (UOA)	0
Carry forward orthodontic activity (UOA)	0
Baseline contract value	£251,295.38

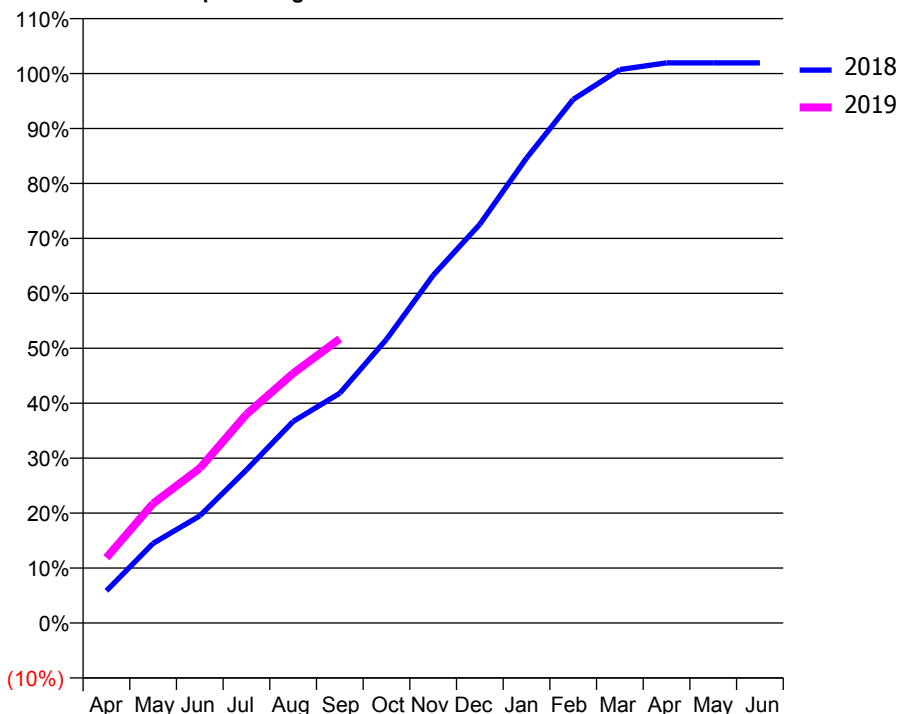
ACCESS*

Patients seen in 24 months	Total	Change since previous quarter
Quarter ending September 2017	2,923	
Quarter ending December 2017	3,072	↑
Quarter ending March 2018	3,106	→
Quarter ending June 2018	3,084	→
Quarter ending September 2018	2,973	↓
Variance since September 2017	1.7%	→



ACTIVITY

Cumulative percentage of contracted UDA delivered 2018 & 2019



Month	Adjusted Scheduled Activity (UDA)	
	2018	2019
April	497	1,006
May	1,228	1,844
June	1,653	2,387
July	2,361	3,220
August	3,109	3,852
September	3,544	4,383
October	4,375	
November	5,362	
December	6,151	
January	7,169	
February	8,076	
March	8,535	
April	8,640	
May	8,640	
June	8,640	

QUALITY

	Quantity	Base Number	Contract	AT	Region	England
% of FP17s for the same patient ID Re-attending within 3 months - Children	11	467	2.4%	11.4%	12.2%	11.6%
% of FP17s for the same patient ID Re-attending within 3 months - Adults	186	1,508	12.3%	14.7%	15.8%	15.5%
% of FP17s for the same patient ID Re-attending between 3 & 9 months - Children	162	467	34.7%	54.5%	60.3%	58.8%
% of FP17s for the same patient ID Re-attending between 3 & 9 months - Adults	537	1,508	35.6%	50.5%	53.5%	51.1%
% of FP17s for Band 1 Urgent Courses	162	1,927	8.4%	8.8%	9.1%	9.0%
% of FP17s Relating to Free Repair or Replacements	40	1,927	2.1%	1.2%	1.0%	0.8%
% of FP17s Relating to Continuations	14	1,927	0.7%	1.3%	1.0%	0.9%
% of Patients satisfied with the dentistry they have received	4	5	N/A	93.5%	93.6%	93.3%
% of Patients satisfied with the time they had to wait for an appointment	4	5	N/A	90.3%	89.8%	88.9%

* This is based on patients treated on this contract for their most recent course of treatment. Figures in italics indicate the base number of FP17s or Patient Questionnaire responses are less than 100. N/A is shown where the base number of responses is less than 10 during the period. % is calculated as Quantity/Base number*100

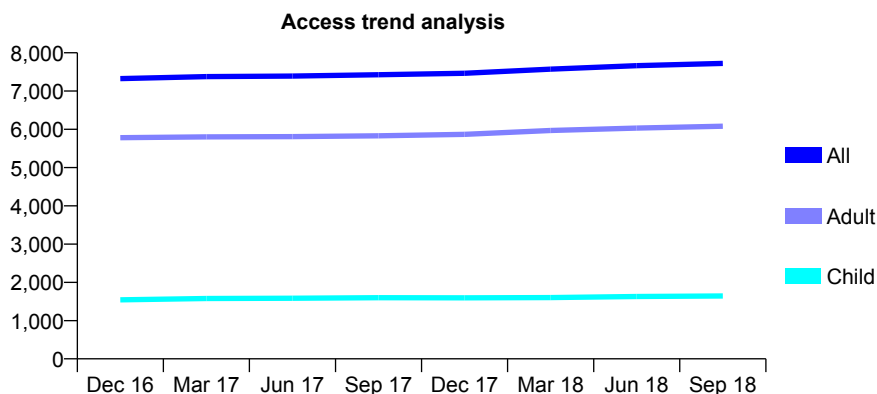
Q45 - Vital Signs At a Glance Contract Report for 761486/0001 - September 2018

Name or company name	MISS NL PROCTOR
Contract type name	GDS Contract
Purpose of contract	General
Contract start date	01/04/2006
Contract end date	

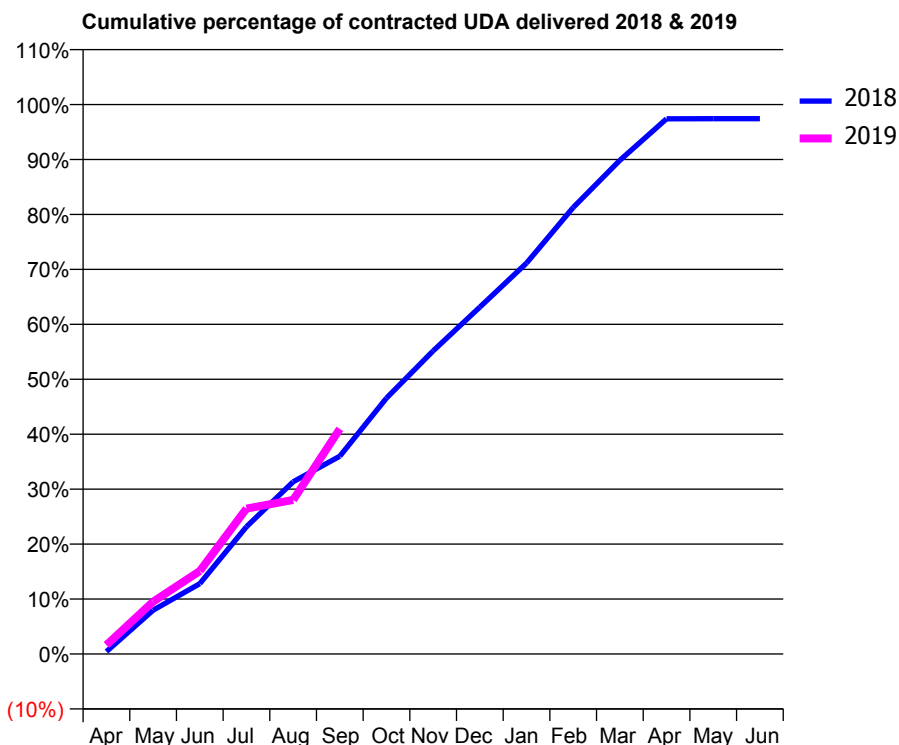
18/19 Contracted general activity (UDA)	19,711
Carry forward general activity (UDA)	509
18/19 Contracted orthodontic activity (UOA)	0
Carry forward orthodontic activity (UOA)	0
Baseline contract value	£529,403.40

ACCESS*

Patients seen in 24 months	Total	Change since previous quarter
Quarter ending September 2017	7,427	
Quarter ending December 2017	7,464	→
Quarter ending March 2018	7,574	→
Quarter ending June 2018	7,662	→
Quarter ending September 2018	7,724	→
Variance since September 2017	4.0%	↑



ACTIVITY



Adjusted Scheduled Activity (UDA)		
Month	2018	2019
April	90	321
May	1,572	1,875
June	2,522	2,979
July	4,567	5,217
August	6,178	5,526
September	7,097	8,074
October	9,183	
November	10,876	
December	12,443	
January	14,023	
February	16,015	
March	17,712	
April	19,199	
May	19,202	
June	19,202	

QUALITY

	Quantity	Base Number	Contract	AT	Region	England
% of FP17s for the same patient ID Re-attending within 3 months - Children	120	1,375	8.7%	11.4%	12.2%	11.6%
% of FP17s for the same patient ID Re-attending within 3 months - Adults	688	4,390	15.7%	14.7%	15.8%	15.5%
% of FP17s for the same patient ID Re-attending between 3 & 9 months - Children	834	1,375	60.7%	54.5%	60.3%	58.8%
% of FP17s for the same patient ID Re-attending between 3 & 9 months - Adults	2,344	4,390	53.4%	50.5%	53.5%	51.1%
% of FP17s for Band 1 Urgent Courses	716	5,107	14.0%	8.8%	9.1%	9.0%
% of FP17s Relating to Free Repair or Replacements	64	5,107	1.3%	1.2%	1.0%	0.8%
% of FP17s Relating to Continuations	32	5,107	0.6%	1.3%	1.0%	0.9%
% of Patients satisfied with the dentistry they have received	4	4	N/A	93.5%	93.6%	93.3%
% of Patients satisfied with the time they had to wait for an appointment	4	4	N/A	90.3%	89.8%	88.9%

* This is based on patients treated on this contract for their most recent course of treatment. Figures in italics indicate the base number of FP17s or Patient Questionnaire responses are less than 100. N/A is shown where the base number of responses is less than 10 during the period. % is calculated as Quantity/Base number*100

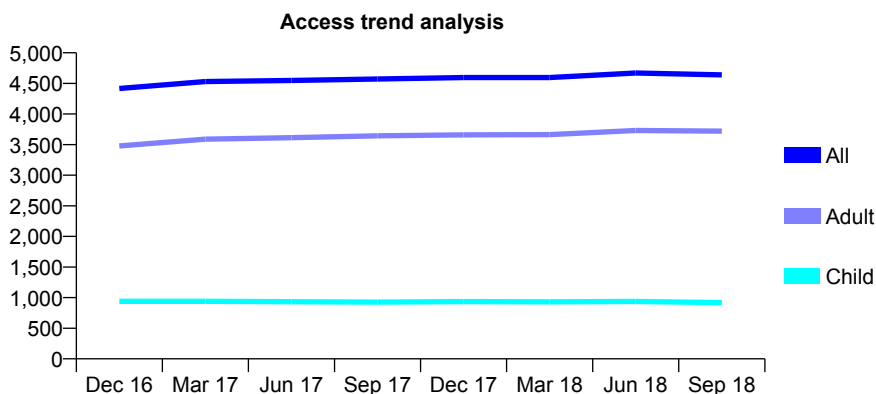
Q45 - Vital Signs At a Glance Contract Report for 767514/0002 - September 2018

Name or company name	MISS KE BOOTH
Contract type name	GDS Contract
Purpose of contract	General and Orthodontic
Contract start date	01/12/2011
Contract end date	

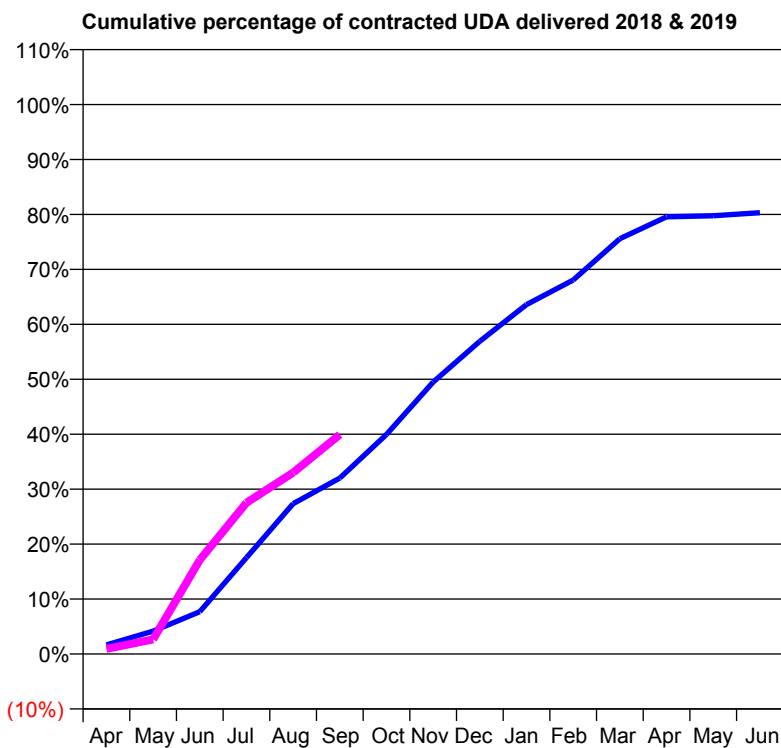
18/19 Contracted general activity (UDA)	12,032
Carry forward general activity (UDA)	0
18/19 Contracted orthodontic activity (UOA)	0
Carry forward orthodontic activity (UOA)	0
Baseline contract value	£459,933.20

ACCESS*

Patients seen in 24 months	Total	Change since previous quarter
Quarter ending September 2017	4,571	
Quarter ending December 2017	4,595	→
Quarter ending March 2018	4,595	→
Quarter ending June 2018	4,669	→
Quarter ending September 2018	4,639	→
Variance since September 2017	1.5%	→



ACTIVITY



Month	Adjusted Scheduled Activity (UDA)	
	2018	2019
April	199	113
May	500	320
June	928	2,059
July	2,108	3,311
August	3,292	3,973
September	3,854	4,805
October	4,806	
November	5,955	
December	6,848	
January	7,652	
February	8,189	
March	9,094	
April	9,572	
May	9,596	
June	9,663	

QUALITY

	Quantity	Base Number	Contract	AT	Region	England
% of FP17s for the same patient ID Re-attending within 3 months - Children	47	546	8.6%	11.4%	12.2%	11.6%
% of FP17s for the same patient ID Re-attending within 3 months - Adults	336	2,172	15.5%	14.7%	15.8%	15.5%
% of FP17s for the same patient ID Re-attending between 3 & 9 months - Children	230	546	42.1%	54.5%	60.3%	58.8%
% of FP17s for the same patient ID Re-attending between 3 & 9 months - Adults	984	2,172	45.3%	50.5%	53.5%	51.1%
% of FP17s for Band 1 Urgent Courses	145	2,232	6.5%	8.8%	9.1%	9.0%
% of FP17s Relating to Free Repair or Replacements	17	2,232	0.8%	1.2%	1.0%	0.8%
% of FP17s Relating to Continuations	49	2,232	2.2%	1.3%	1.0%	0.9%
% of Patients satisfied with the dentistry they have received	13	13	100.0%	93.5%	93.6%	93.3%
% of Patients satisfied with the time they had to wait for an appointment	12	13	92.3%	90.3%	89.8%	88.9%

* This is based on patients treated on this contract for their most recent course of treatment. Figures in italics indicate the base number of FP17s or Patient Questionnaire responses are less than 100. N/A is shown where the base number of responses is less than 10 during the period. % is calculated as Quantity/Base number*100

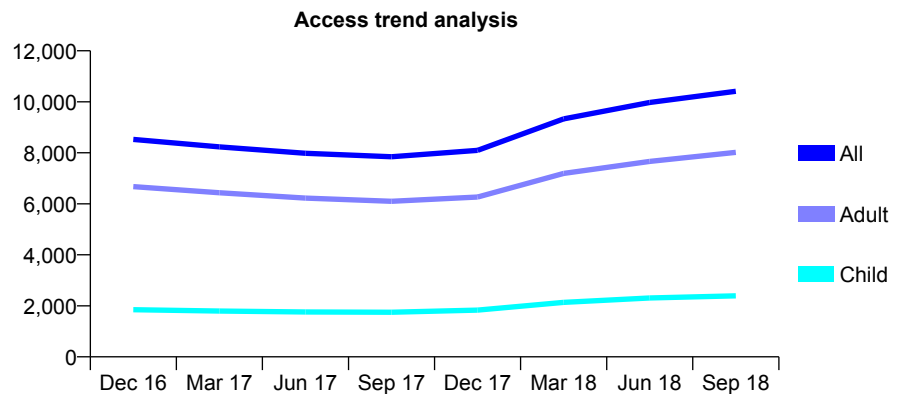
Q45 - Vital Signs At a Glance Contract Report for 772321/0001 - September 2018

Name or company name	MR PC WOODHOUSE
Contract type name	GDS Contract
Purpose of contract	General and Orthodontic
Contract start date	01/06/2011
Contract end date	

18/19 Contracted general activity (UDA)	29,579
Carry forward general activity (UDA)	0
18/19 Contracted orthodontic activity (UOA)	0
Carry forward orthodontic activity (UOA)	0
Baseline contract value	£805,656.83

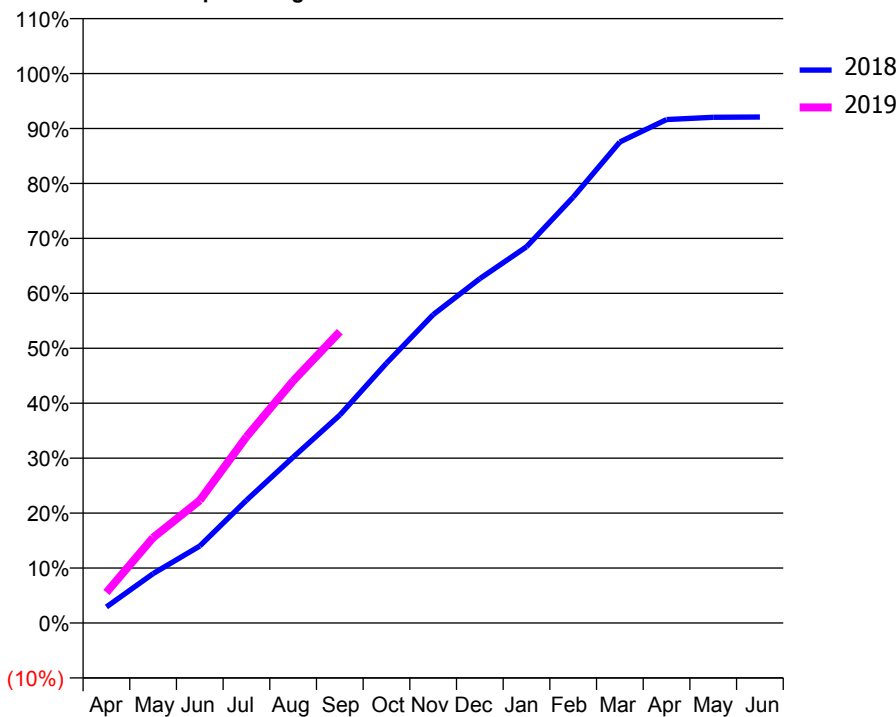
ACCESS*

Patients seen in 24 months	Total	Change since previous quarter
Quarter ending September 2017	7,846	
Quarter ending December 2017	8,096	↑
Quarter ending March 2018	9,330	↑
Quarter ending June 2018	9,976	↑
Quarter ending September 2018	10,413	↑
Variance since September 2017	32.7%	↑



ACTIVITY

Cumulative percentage of contracted UDA delivered 2018 & 2019



Month	Adjusted Scheduled Activity (UDA)	
	2018	2019
April	831	1,646
May	2,558	4,594
June	3,988	6,600
July	6,351	10,025
August	8,581	13,032
September	10,762	15,683
October	13,449	
November	15,958	
December	17,821	
January	19,477	
February	22,041	
March	24,901	
April	26,057	
May	26,176	
June	26,190	

QUALITY

	Quantity	Base Number	Contract	AT	Region	England
% of FP17s for the same patient ID Re-attending within 3 months - Children	144	1,913	7.5%	11.4%	12.2%	11.6%
% of FP17s for the same patient ID Re-attending within 3 months - Adults	681	5,608	12.1%	14.7%	15.8%	15.5%
% of FP17s for the same patient ID Re-attending between 3 & 9 months - Children	1,013	1,913	53.0%	54.5%	60.3%	58.8%
% of FP17s for the same patient ID Re-attending between 3 & 9 months - Adults	2,674	5,608	47.7%	50.5%	53.5%	51.1%
% of FP17s for Band 1 Urgent Courses	400	6,964	5.7%	8.8%	9.1%	9.0%
% of FP17s Relating to Free Repair or Replacements	43	6,964	0.6%	1.2%	1.0%	0.8%
% of FP17s Relating to Continuations	135	6,964	1.9%	1.3%	1.0%	0.9%
% of Patients satisfied with the dentistry they have received	7	9	N/A	93.5%	93.6%	93.3%
% of Patients satisfied with the time they had to wait for an appointment	7	9	N/A	90.3%	89.8%	88.9%

* This is based on patients treated on this contract for their most recent course of treatment. Figures in italics indicate the base number of FP17s or Patient Questionnaire responses are less than 100. N/A is shown where the base number of responses is less than 10 during the period. % is calculated as Quantity/Base number*100

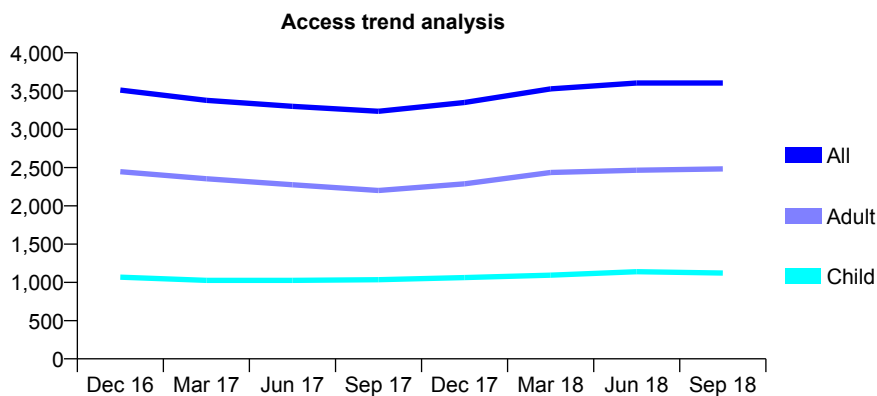
Q45 - Vital Signs At a Glance Contract Report for 773115/0002 - September 2018

Name or company name	Mr A Razaq
Contract type name	Pilot Contract
Purpose of contract	General
Contract start date	01/04/2006
Contract end date	31/03/2020

18/19 Contracted general activity (UDA)	11,473
Carry forward general activity (UDA)	0
18/19 Contracted orthodontic activity (UOA)	0
Carry forward orthodontic activity (UOA)	0
Baseline contract value	£261,553.75

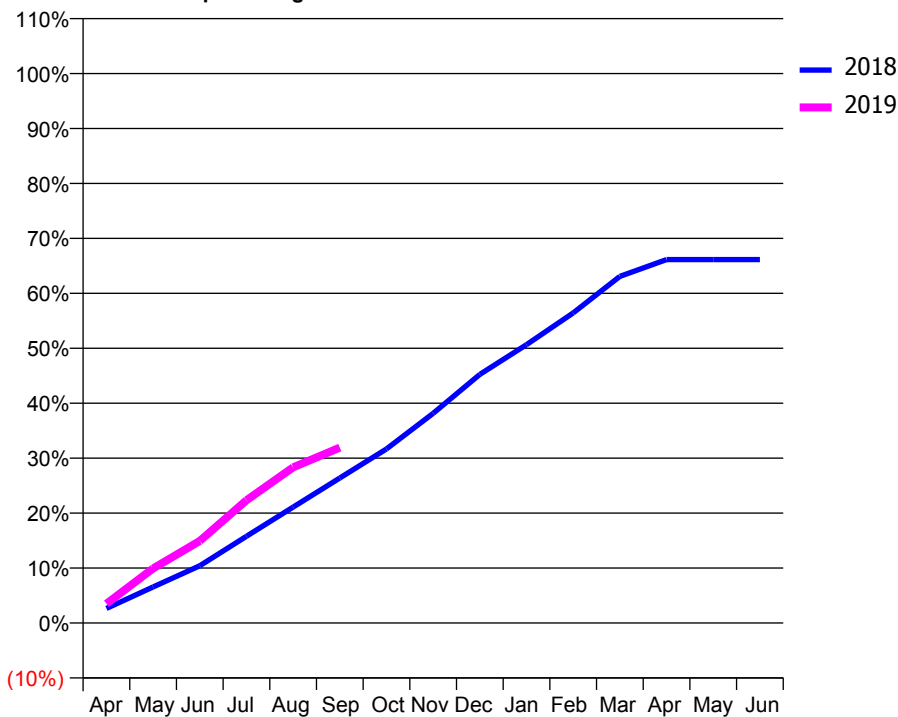
ACCESS*

Patients seen in 24 months	Total	Change since previous quarter
Quarter ending September 2017	3,235	
Quarter ending December 2017	3,350	↑
Quarter ending March 2018	3,529	↑
Quarter ending June 2018	3,605	↑
Quarter ending September 2018	3,605	→
Variance since September 2017	11.4%	↑



ACTIVITY

Cumulative percentage of contracted UDA delivered 2018 & 2019



Month	Adjusted Scheduled Activity (UDA)	
	2018	2019
April	304	403
May	754	1,139
June	1,196	1,713
July	1,812	2,562
August	2,421	3,251
September	3,029	3,663
October	3,635	
November	4,377	
December	5,190	
January	5,812	
February	6,474	
March	7,236	
April	7,588	
May	7,588	
June	7,588	

QUALITY

	Quantity	Base Number	Contract	AT	Region	England
% of FP17s for the same patient ID Re-attending within 3 months - Children	57	755	7.5%	11.4%	12.2%	11.6%
% of FP17s for the same patient ID Re-attending within 3 months - Adults	125	980	12.8%	14.7%	15.8%	15.5%
% of FP17s for the same patient ID Re-attending between 3 & 9 months - Children	383	755	50.7%	54.5%	60.3%	58.8%
% of FP17s for the same patient ID Re-attending between 3 & 9 months - Adults	210	980	21.4%	50.5%	53.5%	51.1%
% of FP17s for Band 1 Urgent Courses	69	1,475	4.7%	8.8%	9.1%	9.0%
% of FP17s Relating to Free Repair or Replacements	25	1,475	1.7%	1.2%	1.0%	0.8%
% of FP17s Relating to Continuations	28	1,475	1.9%	1.3%	1.0%	0.9%
% of Patients satisfied with the dentistry they have received	2	2	N/A	93.5%	93.6%	93.3%
% of Patients satisfied with the time they had to wait for an appointment	2	2	N/A	90.3%	89.8%	88.9%

* This is based on patients treated on this contract for their most recent course of treatment. Figures in italics indicate the base number of FP17s or Patient Questionnaire responses are less than 100. N/A is shown where the base number of responses is less than 10 during the period. % is calculated as Quantity/Base number*100

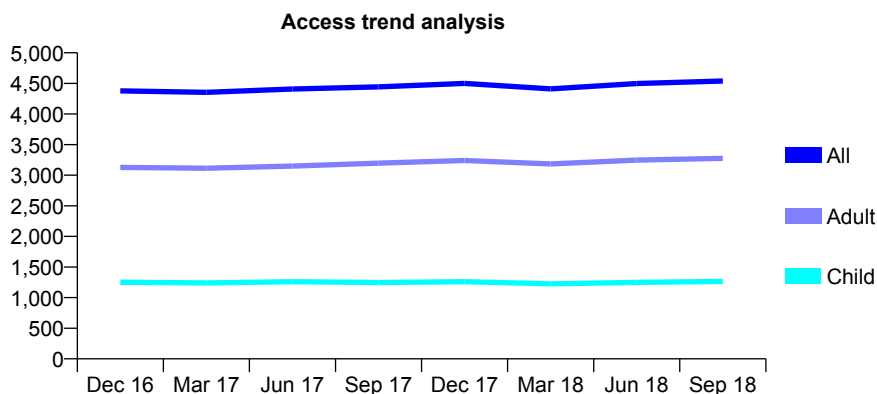
Q45 - Vital Signs At a Glance Contract Report for 801712/0004 - September 2018

Name or company name	Mr S A Jeyarajan Dental Surgery
Contract type name	GDS Contract
Purpose of contract	General
Contract start date	14/05/2011
Contract end date	

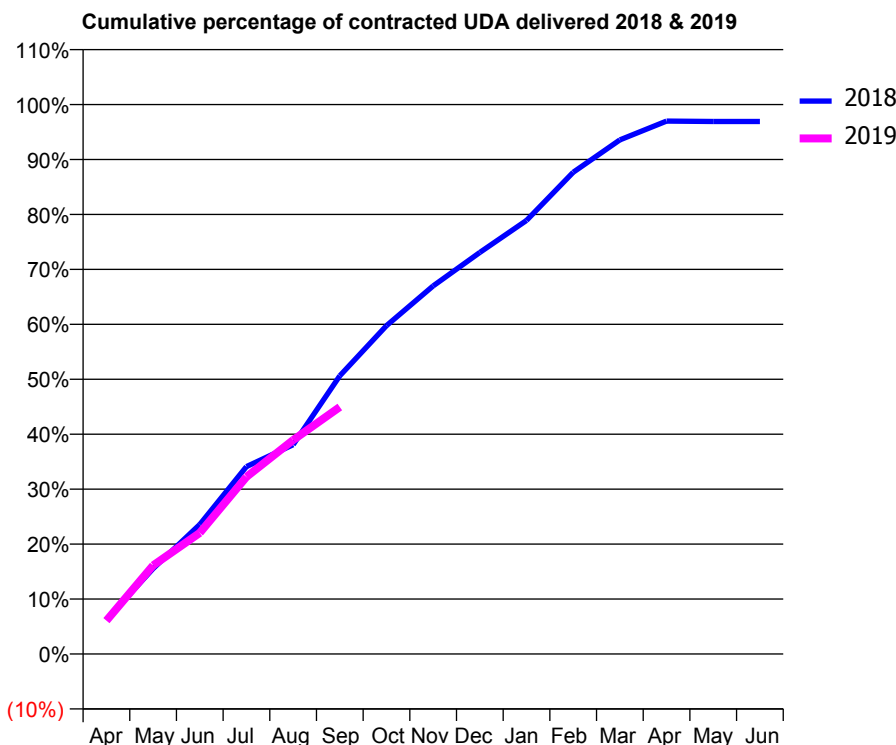
18/19 Contracted general activity (UDA)	11,567
Carry forward general activity (UDA)	-231
18/19 Contracted orthodontic activity (UOA)	0
Carry forward orthodontic activity (UOA)	0
Baseline contract value	£313,651.94

ACCESS*

Patients seen in 24 months	Total	Change since previous quarter
Quarter ending September 2017	4,444	
Quarter ending December 2017	4,501	→
Quarter ending March 2018	4,410	↓
Quarter ending June 2018	4,497	→
Quarter ending September 2018	4,540	→
Variance since September 2017	2.2%	↑



ACTIVITY



Month	Adjusted Scheduled Activity (UDA)	
	2018	2019
April	723	702
May	1,798	1,864
June	2,726	2,549
July	3,946	3,730
August	4,406	4,504
September	5,855	5,201
October	6,911	
November	7,749	
December	8,452	
January	9,128	
February	10,140	
March	10,823	
April	11,217	
May	11,208	
June	11,208	

QUALITY

	Quantity	Base Number	Contract	AT	Region	England
% of FP17s for the same patient ID Re-attending within 3 months - Children	28	733	3.8%	11.4%	12.2%	11.6%
% of FP17s for the same patient ID Re-attending within 3 months - Adults	177	1,750	10.1%	14.7%	15.8%	15.5%
% of FP17s for the same patient ID Re-attending between 3 & 9 months - Children	289	733	39.4%	54.5%	60.3%	58.8%
% of FP17s for the same patient ID Re-attending between 3 & 9 months - Adults	630	1,750	36.0%	50.5%	53.5%	51.1%
% of FP17s for Band 1 Urgent Courses	261	2,274	11.5%	8.8%	9.1%	9.0%
% of FP17s Relating to Free Repair or Replacements	13	2,274	0.6%	1.2%	1.0%	0.8%
% of FP17s Relating to Continuations	10	2,274	0.4%	1.3%	1.0%	0.9%
% of Patients satisfied with the dentistry they have received	4	4	N/A	93.5%	93.6%	93.3%
% of Patients satisfied with the time they had to wait for an appointment	3	4	N/A	90.3%	89.8%	88.9%

* This is based on patients treated on this contract for their most recent course of treatment. Figures in italics indicate the base number of FP17s or Patient Questionnaire responses are less than 100. N/A is shown where the base number of responses is less than 10 during the period. % is calculated as Quantity/Base number*100

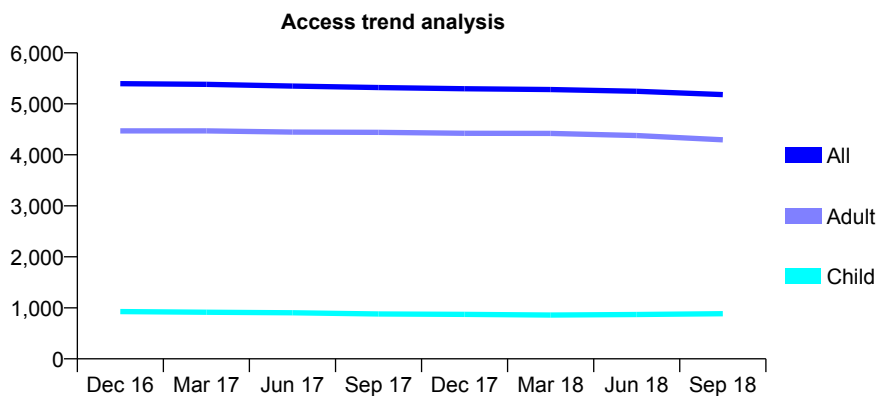
Q45 - Vital Signs At a Glance Contract Report for 804932/0001 - September 2018

Name or company name	MR A ABRAHAM
Contract type name	GDS Contract
Purpose of contract	General
Contract start date	01/04/2006
Contract end date	

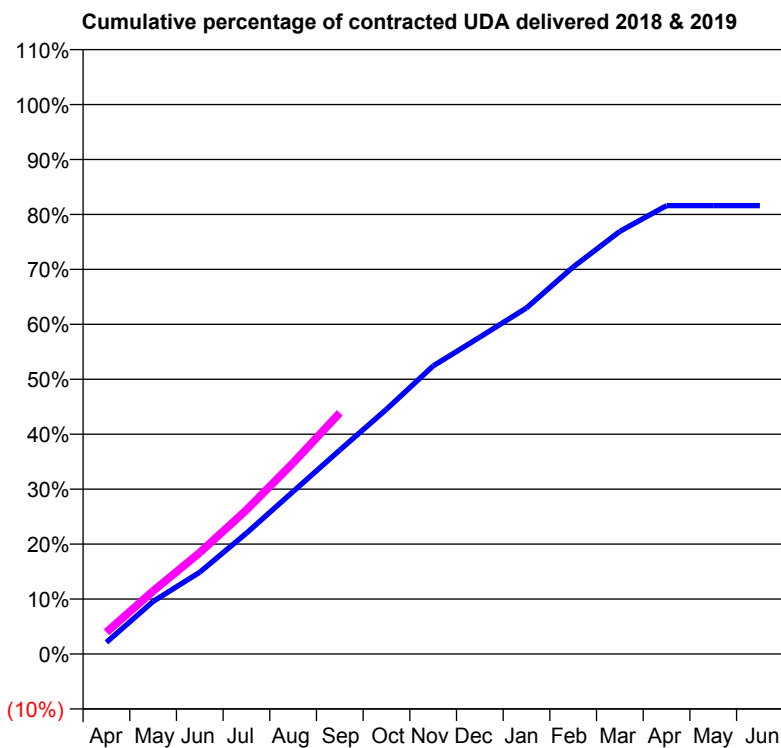
18/19 Contracted general activity (UDA)	14,669
Carry forward general activity (UDA)	0
18/19 Contracted orthodontic activity (UOA)	0
Carry forward orthodontic activity (UOA)	0
Baseline contract value	£313,873.74

ACCESS*

Patients seen in 24 months	Total	Change since previous quarter
Quarter ending September 2017	5,319	
Quarter ending December 2017	5,296	→
Quarter ending March 2018	5,280	→
Quarter ending June 2018	5,246	→
Quarter ending September 2018	5,180	↓
Variance since September 2017	(2.6%)	↓



ACTIVITY



Adjusted Scheduled Activity (UDA)		
Month	2018	2019
April	375	582
May	1,690	1,682
June	2,629	2,709
July	3,886	3,847
August	5,225	5,102
September	6,560	6,436
October	7,870	
November	9,264	
December	10,189	
January	11,131	
February	12,444	
March	13,589	
April	14,417	
May	14,417	
June	14,417	

QUALITY

	Quantity	Base Number	Contract	AT	Region	England
% of FP17s for the same patient ID Re-attending within 3 months - Children	15	460	3.3%	11.4%	12.2%	11.6%
% of FP17s for the same patient ID Re-attending within 3 months - Adults	374	1,878	19.9%	14.7%	15.8%	15.5%
% of FP17s for the same patient ID Re-attending between 3 & 9 months - Children	97	460	21.1%	54.5%	60.3%	58.8%
% of FP17s for the same patient ID Re-attending between 3 & 9 months - Adults	511	1,878	27.2%	50.5%	53.5%	51.1%
% of FP17s for Band 1 Urgent Courses	316	2,079	15.2%	8.8%	9.1%	9.0%
% of FP17s Relating to Free Repair or Replacements	56	2,079	2.7%	1.2%	1.0%	0.8%
% of FP17s Relating to Continuations	100	2,079	4.8%	1.3%	1.0%	0.9%
% of Patients satisfied with the dentistry they have received	2	2	N/A	93.5%	93.6%	93.3%
% of Patients satisfied with the time they had to wait for an appointment	2	2	N/A	90.3%	89.8%	88.9%

* This is based on patients treated on this contract for their most recent course of treatment. Figures in italics indicate the base number of FP17s or Patient Questionnaire responses are less than 100. N/A is shown where the base number of responses is less than 10 during the period. % is calculated as Quantity/Base number*100

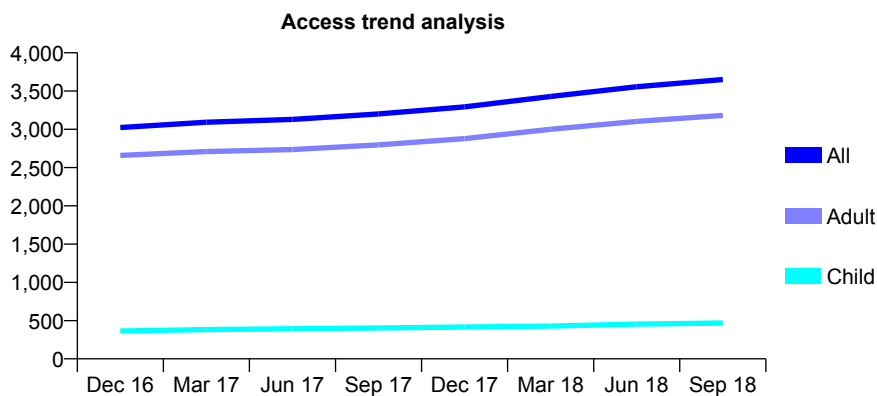
Q45 - Vital Signs At a Glance Contract Report for 811513/0001 - September 2018

Name or company name	MR PL NEWTON
Contract type name	GDS Contract
Purpose of contract	General
Contract start date	01/04/2006
Contract end date	

18/19 Contracted general activity (UDA)	15,980
Carry forward general activity (UDA)	0
18/19 Contracted orthodontic activity (UOA)	0
Carry forward orthodontic activity (UOA)	0
Baseline contract value	£343,951.48

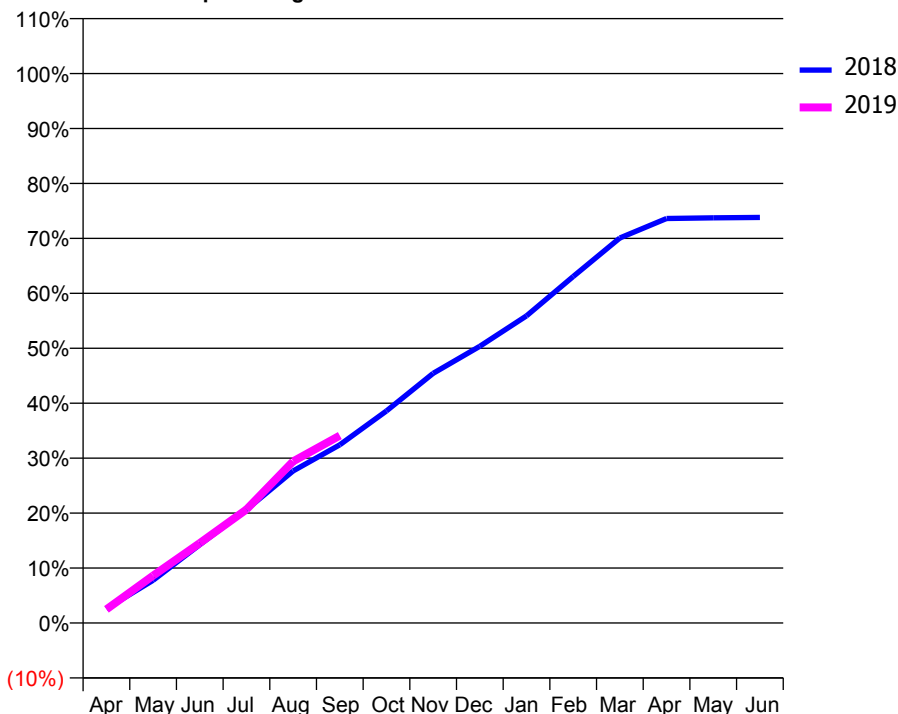
ACCESS*

Patients seen in 24 months	Total	Change since previous quarter
Quarter ending September 2017	3,200	
Quarter ending December 2017	3,294	↑
Quarter ending March 2018	3,429	↑
Quarter ending June 2018	3,557	↑
Quarter ending September 2018	3,650	↑
Variance since September 2017	14.1%	↑



ACTIVITY

Cumulative percentage of contracted UDA delivered 2018 & 2019



Month	Adjusted Scheduled Activity (UDA)	
	2018	2019
April	416	399
May	1,244	1,379
June	2,279	2,323
July	3,300	3,303
August	4,423	4,703
September	5,184	5,450
October	6,168	
November	7,262	
December	8,048	
January	8,931	
February	10,076	
March	11,195	
April	11,763	
May	11,784	
June	11,794	

QUALITY

	Quantity	Base Number	Contract	AT	Region	England
% of FP17s for the same patient ID Re-attending within 3 months - Children	56	454	12.3%	11.4%	12.2%	11.6%
% of FP17s for the same patient ID Re-attending within 3 months - Adults	316	2,498	12.7%	14.7%	15.8%	15.5%
% of FP17s for the same patient ID Re-attending between 3 & 9 months - Children	257	454	56.6%	54.5%	60.3%	58.8%
% of FP17s for the same patient ID Re-attending between 3 & 9 months - Adults	1,667	2,498	66.7%	50.5%	53.5%	51.1%
% of FP17s for Band 1 Urgent Courses	182	2,689	6.8%	8.8%	9.1%	9.0%
% of FP17s Relating to Free Repair or Replacements	41	2,689	1.5%	1.2%	1.0%	0.8%
% of FP17s Relating to Continuations	32	2,689	1.2%	1.3%	1.0%	0.9%
% of Patients satisfied with the dentistry they have received	8	8	N/A	93.5%	93.6%	93.3%
% of Patients satisfied with the time they had to wait for an appointment	8	8	N/A	90.3%	89.8%	88.9%

* This is based on patients treated on this contract for their most recent course of treatment. Figures in italics indicate the base number of FP17s or Patient Questionnaire responses are less than 100. N/A is shown where the base number of responses is less than 10 during the period. % is calculated as Quantity/Base number*100

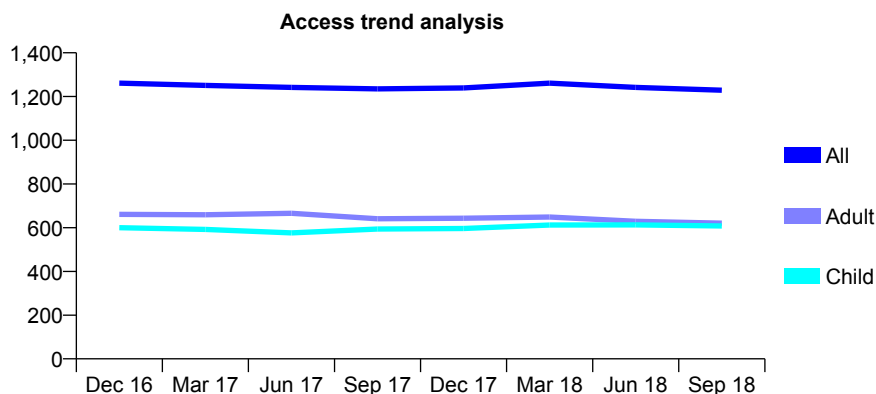
Q45 - Vital Signs At a Glance Contract Report for 814342/0002 - September 2018

Name or company name	Lynes Dental Surgery
Contract type name	GDS Contract
Purpose of contract	General
Contract start date	01/04/2006
Contract end date	

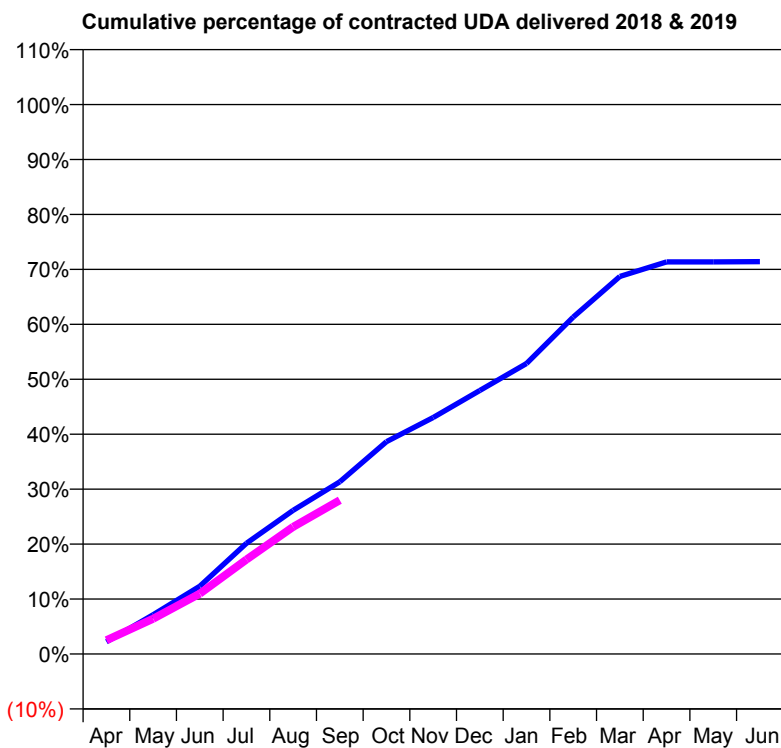
18/19 Contracted general activity (UDA)	5,800
Carry forward general activity (UDA)	0
18/19 Contracted orthodontic activity (UOA)	0
Carry forward orthodontic activity (UOA)	0
Baseline contract value	£137,914.55

ACCESS*

Patients seen in 24 months	Total	Change since previous quarter
Quarter ending September 2017	1,235	
Quarter ending December 2017	1,239	→
Quarter ending March 2018	1,261	→
Quarter ending June 2018	1,242	↓
Quarter ending September 2018	1,229	↓
Variance since September 2017	(0.5%)	→



ACTIVITY



Adjusted Scheduled Activity (UDA)		
Month	2018	2019
April	128	146
May	414	373
June	715	637
July	1,169	998
August	1,517	1,342
September	1,818	1,623
October	2,241	
November	2,496	
December	2,782	
January	3,066	
February	3,557	
March	3,986	
April	4,139	
May	4,139	
June	4,141	

QUALITY

	Quantity	Base Number	Contract	AT	Region	England
% of FP17s for the same patient ID Re-attending within 3 months - Children	16	548	2.9%	11.4%	12.2%	11.6%
% of FP17s for the same patient ID Re-attending within 3 months - Adults	34	398	8.5%	14.7%	15.8%	15.5%
% of FP17s for the same patient ID Re-attending between 3 & 9 months - Children	441	548	80.5%	54.5%	60.3%	58.8%
% of FP17s for the same patient ID Re-attending between 3 & 9 months - Adults	297	398	74.6%	50.5%	53.5%	51.1%
% of FP17s for Band 1 Urgent Courses	22	876	2.5%	8.8%	9.1%	9.0%
% of FP17s Relating to Free Repair or Replacements	0	876	0.0%	1.2%	1.0%	0.8%
% of FP17s Relating to Continuations	6	876	0.7%	1.3%	1.0%	0.9%
% of Patients satisfied with the dentistry they have received	0	0	N/A	93.5%	93.6%	93.3%
% of Patients satisfied with the time they had to wait for an appointment	0	0	N/A	90.3%	89.8%	88.9%

* This is based on patients treated on this contract for their most recent course of treatment. Figures in italics indicate the base number of FP17s or Patient Questionnaire responses are less than 100. N/A is shown where the base number of responses is less than 10 during the period. % is calculated as Quantity/Base number*100

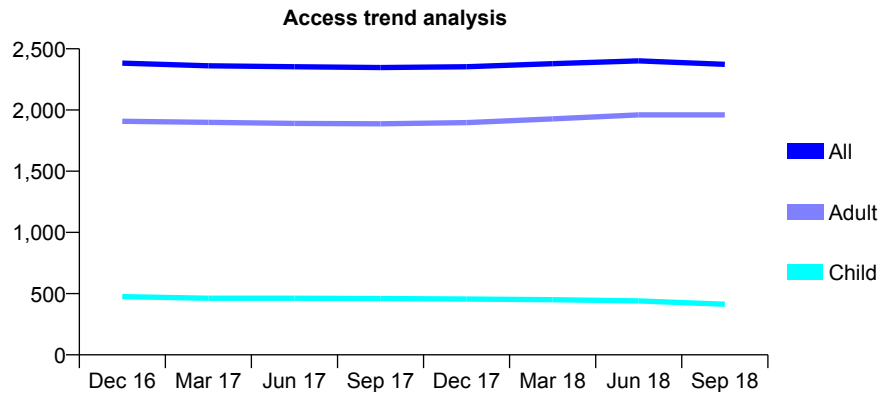
Q45 - Vital Signs At a Glance Contract Report for 820857/0002 - September 2018

Name or company name	MRS JH ELSTON
Contract type name	GDS Contract
Purpose of contract	General
Contract start date	01/04/2006
Contract end date	

18/19 Contracted general activity (UDA)	12,629
Carry forward general activity (UDA)	0
18/19 Contracted orthodontic activity (UOA)	0
Carry forward orthodontic activity (UOA)	0
Baseline contract value	£352,021.71

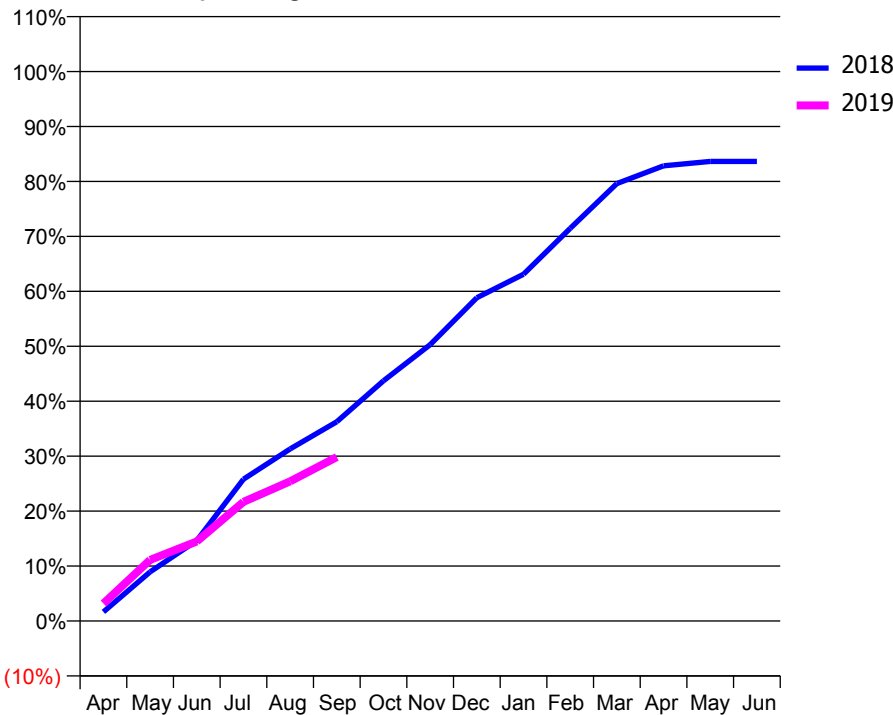
ACCESS*

Patients seen in 24 months	Total	Change since previous quarter
Quarter ending September 2017	2,347	
Quarter ending December 2017	2,353	→
Quarter ending March 2018	2,378	→
Quarter ending June 2018	2,401	→
Quarter ending September 2018	2,373	↓
Variance since September 2017	1.1%	→



ACTIVITY

Cumulative percentage of contracted UDA delivered 2018 & 2019



Month	Adjusted Scheduled Activity (UDA)	
	2018	2019
April	211	403
May	1,128	1,405
June	1,851	1,829
July	3,260	2,738
August	3,954	3,211
September	4,579	3,769
October	5,521	
November	6,350	
December	7,431	
January	7,970	
February	9,025	
March	10,053	
April	10,460	
May	10,561	
June	10,561	

QUALITY

	Quantity	Base Number	Contract	AT	Region	England
% of FP17s for the same patient ID Re-attending within 3 months - Children	24	294	8.2%	11.4%	12.2%	11.6%
% of FP17s for the same patient ID Re-attending within 3 months - Adults	346	1,490	23.2%	14.7%	15.8%	15.5%
% of FP17s for the same patient ID Re-attending between 3 & 9 months - Children	164	294	55.8%	54.5%	60.3%	58.8%
% of FP17s for the same patient ID Re-attending between 3 & 9 months - Adults	734	1,490	49.3%	50.5%	53.5%	51.1%
% of FP17s for Band 1 Urgent Courses	311	1,637	19.0%	8.8%	9.1%	9.0%
% of FP17s Relating to Free Repair or Replacements	72	1,637	4.4%	1.2%	1.0%	0.8%
% of FP17s Relating to Continuations	39	1,637	2.4%	1.3%	1.0%	0.9%
% of Patients satisfied with the dentistry they have received	6	6	N/A	93.5%	93.6%	93.3%
% of Patients satisfied with the time they had to wait for an appointment	6	6	N/A	90.3%	89.8%	88.9%

* This is based on patients treated on this contract for their most recent course of treatment. Figures in italics indicate the base number of FP17s or Patient Questionnaire responses are less than 100. N/A is shown where the base number of responses is less than 10 during the period. % is calculated as Quantity/Base number*100

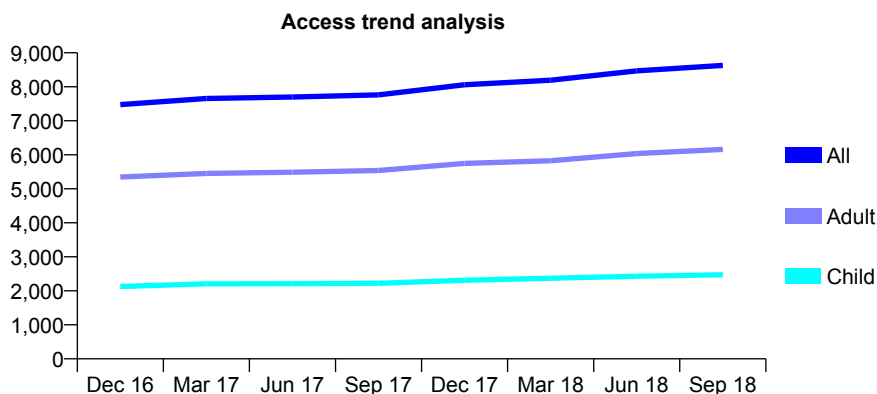
Q45 - Vital Signs At a Glance Contract Report for 832472/0001 - September 2018

Name or company name	MR AR FLETCHER
Contract type name	GDS Contract
Purpose of contract	General and Orthodontic
Contract start date	01/04/2006
Contract end date	

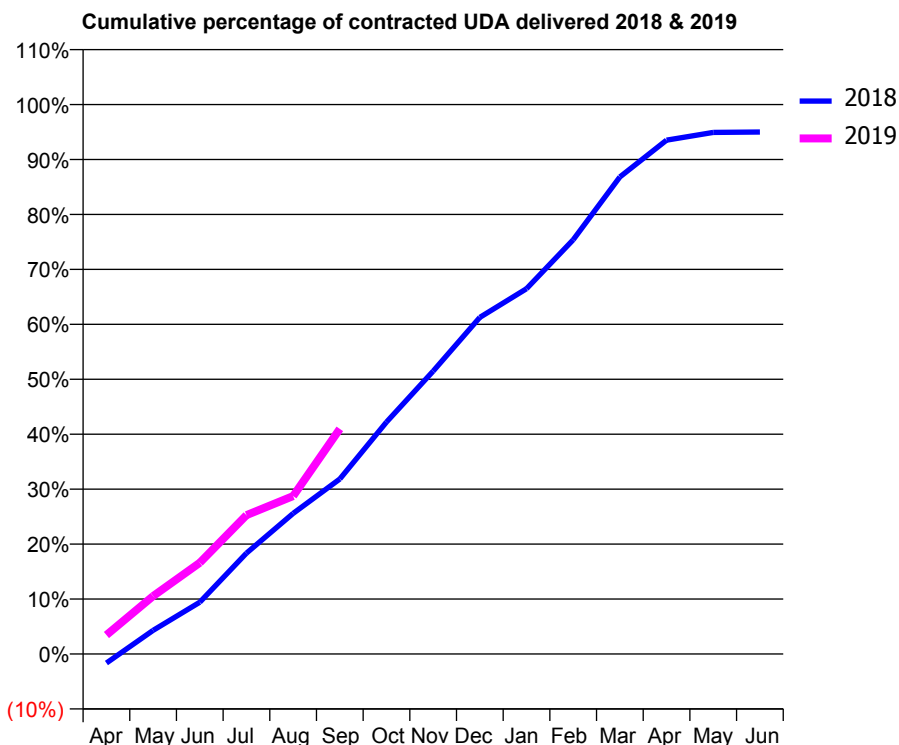
18/19 Contracted general activity (UDA)	32,908
Carry forward general activity (UDA)	0
18/19 Contracted orthodontic activity (UOA)	407
Carry forward orthodontic activity (UOA)	0
Baseline contract value	£866,744.59

ACCESS*

Patients seen in 24 months	Total	Change since previous quarter
Quarter ending September 2017	7,762	
Quarter ending December 2017	8,061	↑
Quarter ending March 2018	8,195	→
Quarter ending June 2018	8,468	↑
Quarter ending September 2018	8,628	→
Variance since September 2017	11.2%	↑



ACTIVITY



Month	2018	2019
April	-421	1,138
May	1,093	3,472
June	2,395	5,467
July	4,662	8,319
August	6,503	9,460
September	8,095	13,485
October	10,728	
November	13,083	
December	15,568	
January	16,891	
February	19,152	
March	22,057	
April	23,758	
May	24,120	
June	24,138	

QUALITY

	Quantity	Base Number	Contract	AT	Region	England
% of FP17s for the same patient ID Re-attending within 3 months - Children	227	1,851	12.3%	11.4%	12.2%	11.6%
% of FP17s for the same patient ID Re-attending within 3 months - Adults	791	4,208	18.8%	14.7%	15.8%	15.5%
% of FP17s for the same patient ID Re-attending between 3 & 9 months - Children	845	1,851	45.7%	54.5%	60.3%	58.8%
% of FP17s for the same patient ID Re-attending between 3 & 9 months - Adults	1,797	4,208	42.7%	50.5%	53.5%	51.1%
% of FP17s for Band 1 Urgent Courses	556	5,073	11.0%	8.8%	9.1%	9.0%
% of FP17s Relating to Free Repair or Replacements	111	5,073	2.2%	1.2%	1.0%	0.8%
% of FP17s Relating to Continuations	93	5,073	1.8%	1.3%	1.0%	0.9%
% of Patients satisfied with the dentistry they have received	8	8	N/A	93.5%	93.6%	93.3%
% of Patients satisfied with the time they had to wait for an appointment	7	8	N/A	90.3%	89.8%	88.9%

* This is based on patients treated on this contract for their most recent course of treatment. Figures in italics indicate the base number of FP17s or Patient Questionnaire responses are less than 100. N/A is shown where the base number of responses is less than 10 during the period. % is calculated as Quantity/Base number*100

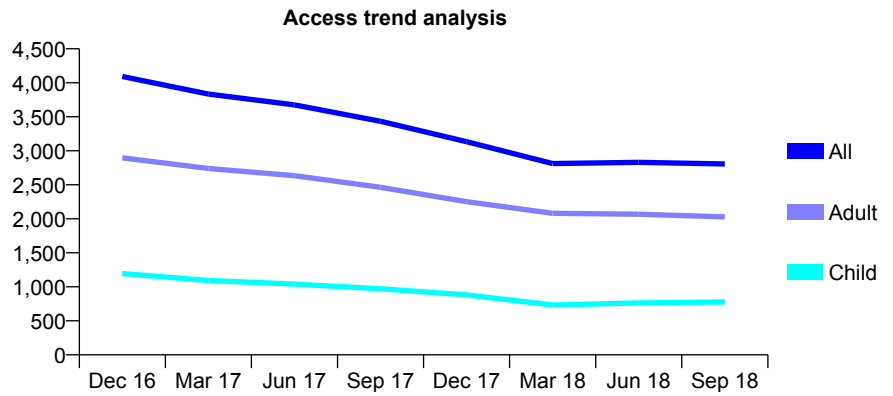
Q45 - Vital Signs At a Glance Contract Report for 833037/0004 - September 2018

Name or company name	MR MA HYDER
Contract type name	Pilot Contract
Purpose of contract	General
Contract start date	01/04/2006
Contract end date	

18/19 Contracted general activity (UDA)	11,922
Carry forward general activity (UDA)	0
18/19 Contracted orthodontic activity (UOA)	0
Carry forward orthodontic activity (UOA)	0
Baseline contract value	£387,227.73

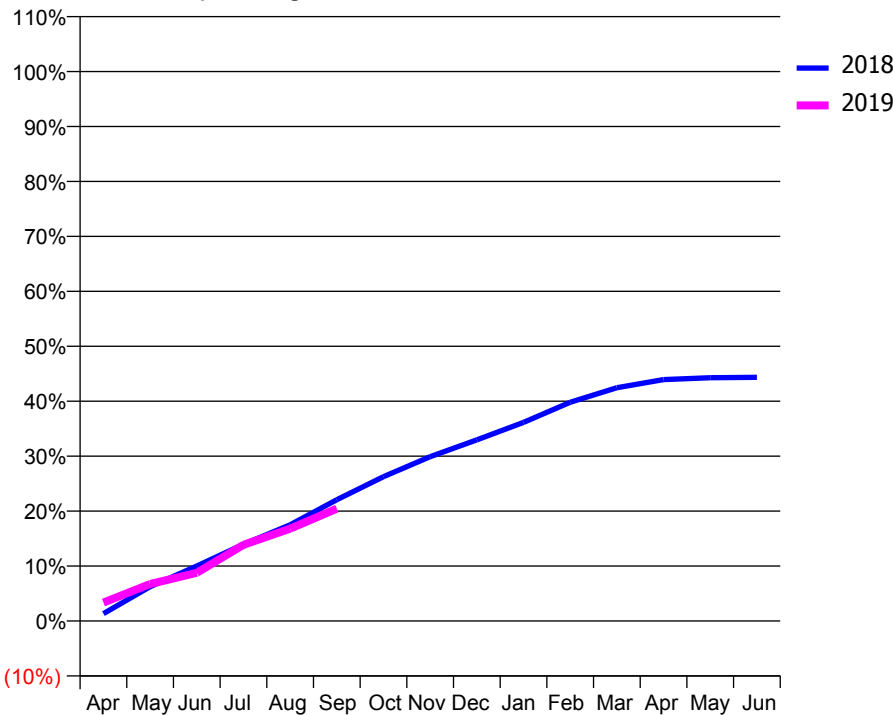
ACCESS*

Patients seen in 24 months	Total	Change since previous quarter
Quarter ending September 2017	3,434	
Quarter ending December 2017	3,134	↓
Quarter ending March 2018	2,813	↓
Quarter ending June 2018	2,831	→
Quarter ending September 2018	2,807	→
Variance since September 2017	(18.3%)	↓



ACTIVITY

Cumulative percentage of contracted UDA delivered 2018 & 2019



Month	Adjusted Scheduled Activity (UDA)	
	2018	2019
April	161	401
May	745	802
June	1,192	1,047
July	1,664	1,655
August	2,089	2,003
September	2,630	2,436
October	3,132	
November	3,565	
December	3,931	
January	4,311	
February	4,745	
March	5,061	
April	5,238	
May	5,280	
June	5,286	

QUALITY

	Quantity	Base Number	Contract	AT	Region	England
% of FP17s for the same patient ID Re-attending within 3 months - Children	11	365	3.0%	11.4%	12.2%	11.6%
% of FP17s for the same patient ID Re-attending within 3 months - Adults	95	882	10.8%	14.7%	15.8%	15.5%
% of FP17s for the same patient ID Re-attending between 3 & 9 months - Children	51	365	14.0%	54.5%	60.3%	58.8%
% of FP17s for the same patient ID Re-attending between 3 & 9 months - Adults	140	882	15.9%	50.5%	53.5%	51.1%
% of FP17s for Band 1 Urgent Courses	162	1,078	15.0%	8.8%	9.1%	9.0%
% of FP17s Relating to Free Repair or Replacements	15	1,078	1.4%	1.2%	1.0%	0.8%
% of FP17s Relating to Continuations	2	1,078	0.2%	1.3%	1.0%	0.9%
% of Patients satisfied with the dentistry they have received	2	2	N/A	93.5%	93.6%	93.3%
% of Patients satisfied with the time they had to wait for an appointment	2	2	N/A	90.3%	89.8%	88.9%

* This is based on patients treated on this contract for their most recent course of treatment. Figures in italics indicate the base number of FP17s or Patient Questionnaire responses are less than 100. N/A is shown where the base number of responses is less than 10 during the period. % is calculated as Quantity/Base number*100

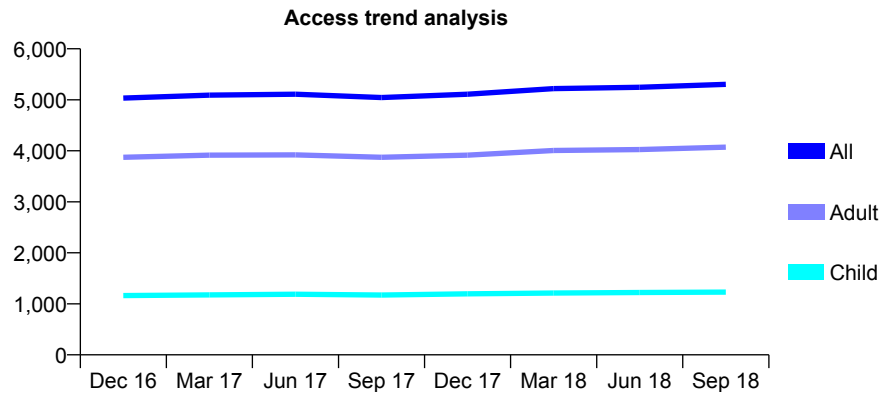
Q45 - Vital Signs At a Glance Contract Report for 833037/0007 - September 2018

Name or company name	MR MA HYDER
Contract type name	GDS Contract
Purpose of contract	General
Contract start date	01/08/2006
Contract end date	

18/19 Contracted general activity (UDA)	12,000
Carry forward general activity (UDA)	-1
18/19 Contracted orthodontic activity (UOA)	0
Carry forward orthodontic activity (UOA)	0
Baseline contract value	£346,599.20

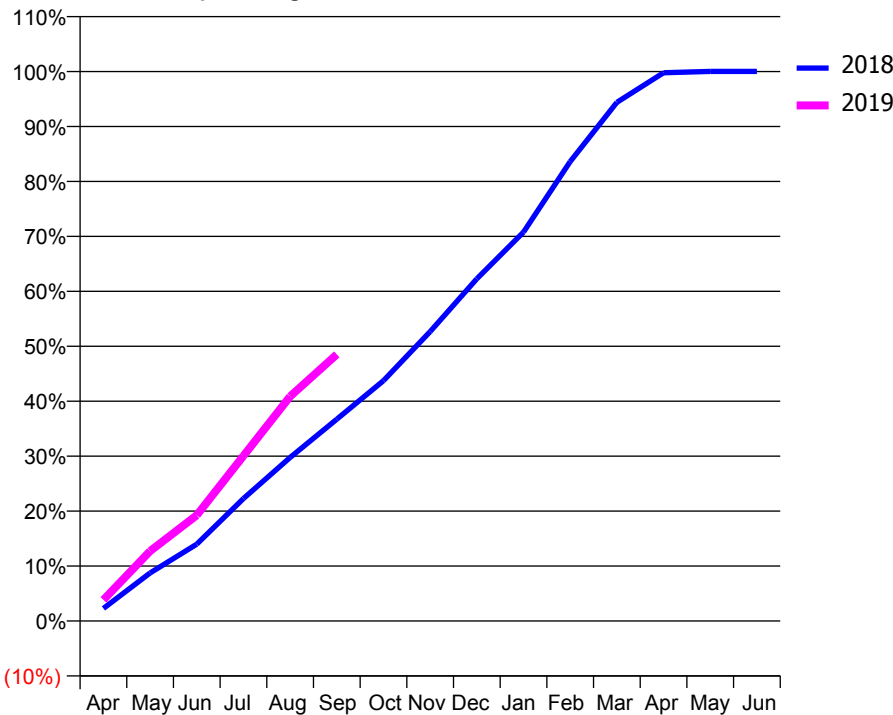
ACCESS*

Patients seen in 24 months	Total	Change since previous quarter
Quarter ending September 2017	5,044	
Quarter ending December 2017	5,110	→
Quarter ending March 2018	5,220	↑
Quarter ending June 2018	5,246	→
Quarter ending September 2018	5,302	→
Variance since September 2017	5.1%	↑



ACTIVITY

Cumulative percentage of contracted UDA delivered 2018 & 2019



Month	Adjusted Scheduled Activity (UDA)	
	2018	2019
April	275	463
May	1,049	1,527
June	1,677	2,312
July	2,676	3,607
August	3,572	4,906
September	4,406	5,822
October	5,250	
November	6,320	
December	7,474	
January	8,492	
February	10,032	
March	11,326	
April	11,972	
May	12,001	
June	12,001	

QUALITY

	Quantity	Base Number	Contract	AT	Region	England
% of FP17s for the same patient ID Re-attending within 3 months - Children	56	732	7.7%	11.4%	12.2%	11.6%
% of FP17s for the same patient ID Re-attending within 3 months - Adults	430	2,493	17.2%	14.7%	15.8%	15.5%
% of FP17s for the same patient ID Re-attending between 3 & 9 months - Children	367	732	50.1%	54.5%	60.3%	58.8%
% of FP17s for the same patient ID Re-attending between 3 & 9 months - Adults	1,125	2,493	45.1%	50.5%	53.5%	51.1%
% of FP17s for Band 1 Urgent Courses	434	2,955	14.7%	8.8%	9.1%	9.0%
% of FP17s Relating to Free Repair or Replacements	38	2,955	1.3%	1.2%	1.0%	0.8%
% of FP17s Relating to Continuations	15	2,955	0.5%	1.3%	1.0%	0.9%
% of Patients satisfied with the dentistry they have received	5	7	N/A	93.5%	93.6%	93.3%
% of Patients satisfied with the time they had to wait for an appointment	5	7	N/A	90.3%	89.8%	88.9%

* This is based on patients treated on this contract for their most recent course of treatment. Figures in italics indicate the base number of FP17s or Patient Questionnaire responses are less than 100. N/A is shown where the base number of responses is less than 10 during the period. % is calculated as Quantity/Base number*100

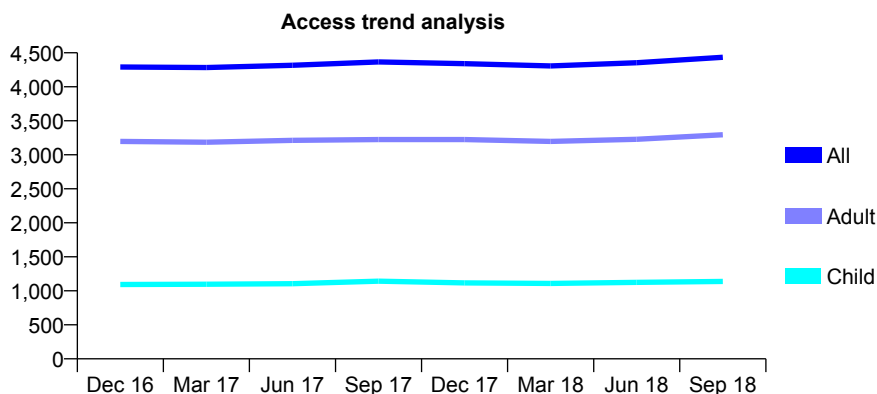
Q45 - Vital Signs At a Glance Contract Report for 833037/0008 - September 2018

Name or company name	MR MA HYDER
Contract type name	GDS Contract
Purpose of contract	General
Contract start date	01/09/2008
Contract end date	

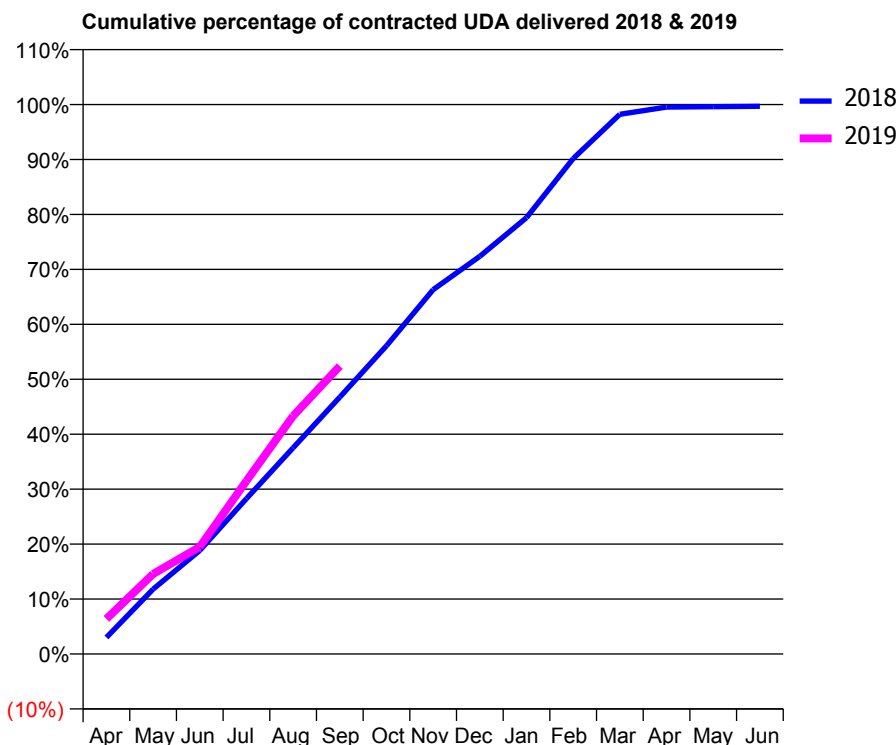
18/19 Contracted general activity (UDA)	10,861
Carry forward general activity (UDA)	36
18/19 Contracted orthodontic activity (UOA)	0
Carry forward orthodontic activity (UOA)	0
Baseline contract value	£232,358.70

ACCESS*

Patients seen in 24 months	Total	Change since previous quarter
Quarter ending September 2017	4,366	
Quarter ending December 2017	4,341	→
Quarter ending March 2018	4,306	→
Quarter ending June 2018	4,354	→
Quarter ending September 2018	4,434	→
Variance since September 2017	1.6%	→



ACTIVITY



Adjusted Scheduled Activity (UDA)		
Month	2018	2019
April	329	695
May	1,282	1,582
June	2,048	2,118
July	3,073	3,422
August	4,075	4,707
September	5,078	5,690
October	6,093	
November	7,201	
December	7,861	
January	8,626	
February	9,794	
March	10,667	
April	10,810	
May	10,817	
June	10,825	

QUALITY

	Quantity	Base Number	Contract	AT	Region	England
% of FP17s for the same patient ID Re-attending within 3 months - Children	80	840	9.5%	11.4%	12.2%	11.6%
% of FP17s for the same patient ID Re-attending within 3 months - Adults	322	2,307	14.0%	14.7%	15.8%	15.5%
% of FP17s for the same patient ID Re-attending between 3 & 9 months - Children	461	840	54.9%	54.5%	60.3%	58.8%
% of FP17s for the same patient ID Re-attending between 3 & 9 months - Adults	1,103	2,307	47.8%	50.5%	53.5%	51.1%
% of FP17s for Band 1 Urgent Courses	427	3,052	14.0%	8.8%	9.1%	9.0%
% of FP17s Relating to Free Repair or Replacements	42	3,052	1.4%	1.2%	1.0%	0.8%
% of FP17s Relating to Continuations	16	3,052	0.5%	1.3%	1.0%	0.9%
% of Patients satisfied with the dentistry they have received	2	4	N/A	93.5%	93.6%	93.3%
% of Patients satisfied with the time they had to wait for an appointment	2	4	N/A	90.3%	89.8%	88.9%

* This is based on patients treated on this contract for their most recent course of treatment. Figures in italics indicate the base number of FP17s or Patient Questionnaire responses are less than 100. N/A is shown where the base number of responses is less than 10 during the period. % is calculated as Quantity/Base number*100

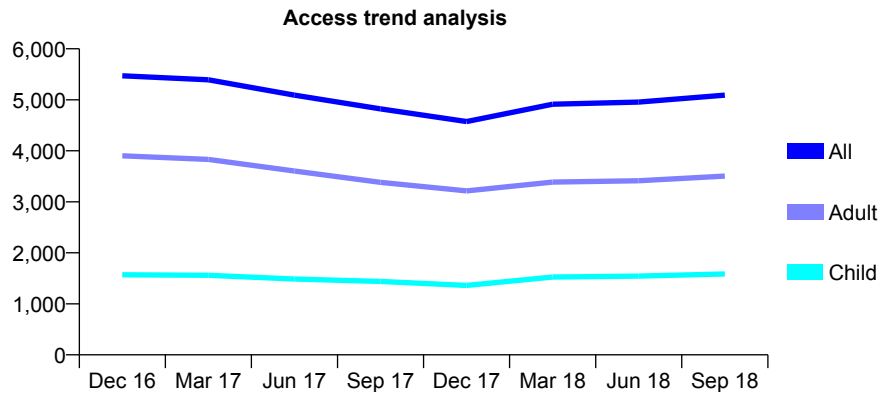
Q45 - Vital Signs At a Glance Contract Report for 833037/0009 - September 2018

Name or company name	MR MA HYDER
Contract type name	GDS Contract
Purpose of contract	General
Contract start date	01/06/2009
Contract end date	

18/19 Contracted general activity (UDA)	15,400
Carry forward general activity (UDA)	0
18/19 Contracted orthodontic activity (UOA)	0
Carry forward orthodontic activity (UOA)	0
Baseline contract value	£334,092.77

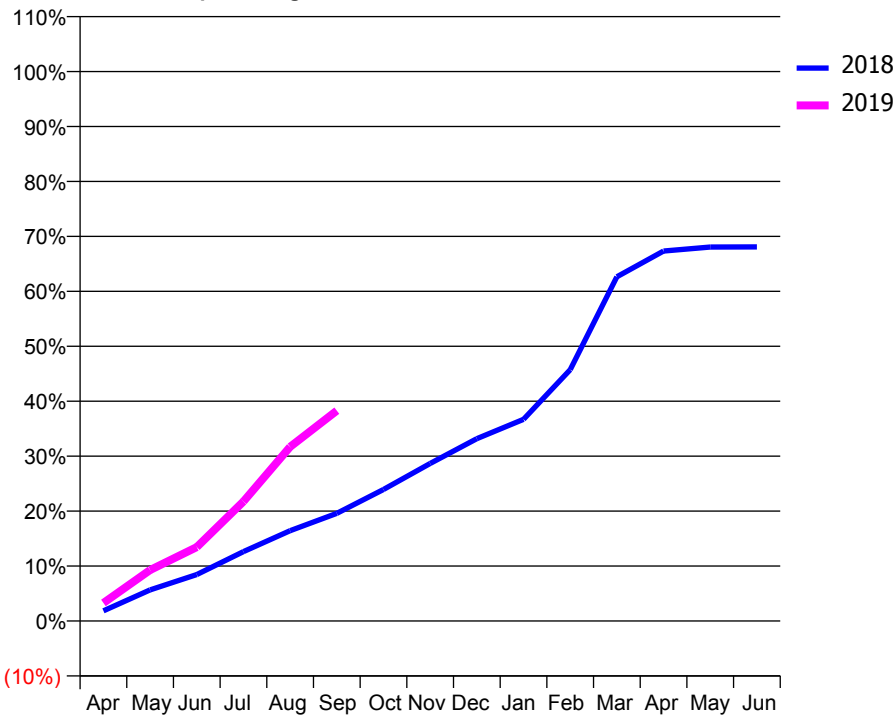
ACCESS*

Patients seen in 24 months	Total	Change since previous quarter
Quarter ending September 2017	4,821	
Quarter ending December 2017	4,575	↓
Quarter ending March 2018	4,913	↑
Quarter ending June 2018	4,956	→
Quarter ending September 2018	5,091	↑
Variance since September 2017	5.6%	↑



ACTIVITY

Cumulative percentage of contracted UDA delivered 2018 & 2019



Month	Adjusted Scheduled Activity (UDA)	
	2018	2019
April	287	507
May	872	1,429
June	1,302	2,072
July	1,946	3,351
August	2,533	4,881
September	3,016	5,896
October	3,685	
November	4,414	
December	5,110	
January	5,653	
February	7,043	
March	9,648	
April	10,370	
May	10,479	
June	10,484	

QUALITY

	Quantity	Base Number	Contract	AT	Region	England
% of FP17s for the same patient ID Re-attending within 3 months - Children	81	914	8.9%	11.4%	12.2%	11.6%
% of FP17s for the same patient ID Re-attending within 3 months - Adults	503	2,143	23.5%	14.7%	15.8%	15.5%
% of FP17s for the same patient ID Re-attending between 3 & 9 months - Children	340	914	37.2%	54.5%	60.3%	58.8%
% of FP17s for the same patient ID Re-attending between 3 & 9 months - Adults	519	2,143	24.2%	50.5%	53.5%	51.1%
% of FP17s for Band 1 Urgent Courses	761	2,730	27.9%	8.8%	9.1%	9.0%
% of FP17s Relating to Free Repair or Replacements	14	2,730	0.5%	1.2%	1.0%	0.8%
% of FP17s Relating to Continuations	0	2,730	0.0%	1.3%	1.0%	0.9%
% of Patients satisfied with the dentistry they have received	3	3	N/A	93.5%	93.6%	93.3%
% of Patients satisfied with the time they had to wait for an appointment	2	3	N/A	90.3%	89.8%	88.9%

* This is based on patients treated on this contract for their most recent course of treatment. Figures in italics indicate the base number of FP17s or Patient Questionnaire responses are less than 100. N/A is shown where the base number of responses is less than 10 during the period. % is calculated as Quantity/Base number*100

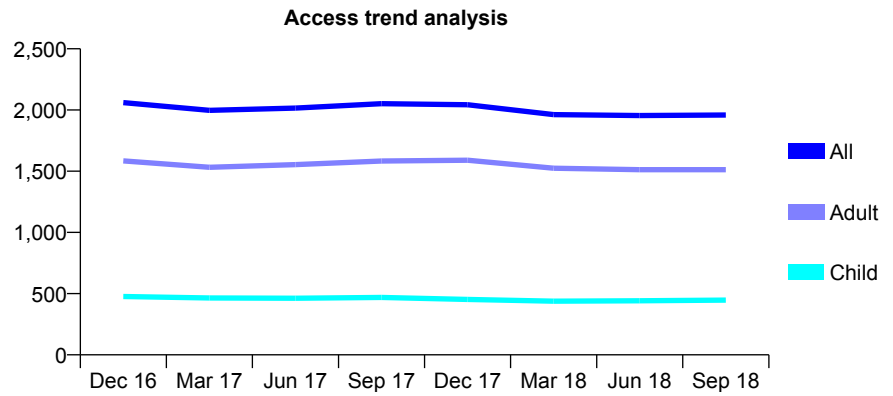
Q45 - Vital Signs At a Glance Contract Report for 833037/0010 - September 2018

Name or company name	MR MA HYDER
Contract type name	GDS Contract
Purpose of contract	General
Contract start date	01/08/2010
Contract end date	

18/19 Contracted general activity (UDA)	5,025
Carry forward general activity (UDA)	44
18/19 Contracted orthodontic activity (UOA)	0
Carry forward orthodontic activity (UOA)	0
Baseline contract value	£175,704.97

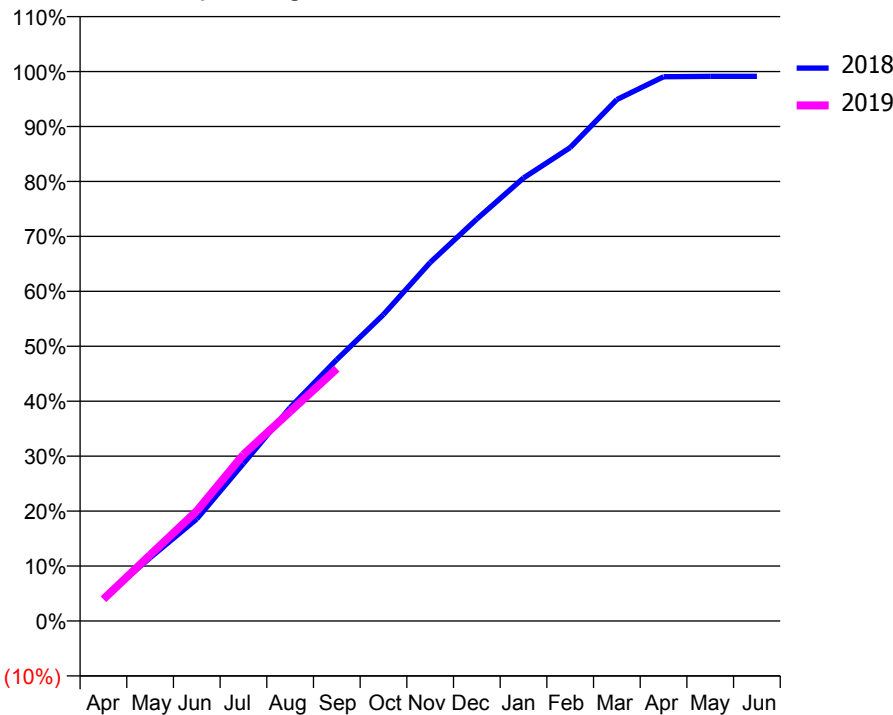
ACCESS*

Patients seen in 24 months	Total	Change since previous quarter
Quarter ending September 2017	2,052	
Quarter ending December 2017	2,043	→
Quarter ending March 2018	1,962	↓
Quarter ending June 2018	1,955	→
Quarter ending September 2018	1,959	→
Variance since September 2017	(4.5%)	↓



ACTIVITY

Cumulative percentage of contracted UDA delivered 2018 & 2019



Adjusted Scheduled Activity (UDA)		
Month	2018	2019
April	211	199
May	579	605
June	933	1,007
July	1,441	1,522
August	1,951	1,915
September	2,391	2,308
October	2,803	
November	3,278	
December	3,676	
January	4,051	
February	4,329	
March	4,769	
April	4,977	
May	4,981	
June	4,981	

QUALITY

	Quantity	Base Number	Contract	AT	Region	England
% of FP17s for the same patient ID Re-attending within 3 months - Children	20	315	6.3%	11.4%	12.2%	11.6%
% of FP17s for the same patient ID Re-attending within 3 months - Adults	131	928	14.1%	14.7%	15.8%	15.5%
% of FP17s for the same patient ID Re-attending between 3 & 9 months - Children	130	315	41.3%	54.5%	60.3%	58.8%
% of FP17s for the same patient ID Re-attending between 3 & 9 months - Adults	404	928	43.5%	50.5%	53.5%	51.1%
% of FP17s for Band 1 Urgent Courses	115	1,157	9.9%	8.8%	9.1%	9.0%
% of FP17s Relating to Free Repair or Replacements	20	1,157	1.7%	1.2%	1.0%	0.8%
% of FP17s Relating to Continuations	9	1,157	0.8%	1.3%	1.0%	0.9%
% of Patients satisfied with the dentistry they have received	3	4	N/A	93.5%	93.6%	93.3%
% of Patients satisfied with the time they had to wait for an appointment	3	4	N/A	90.3%	89.8%	88.9%

* This is based on patients treated on this contract for their most recent course of treatment. Figures in italics indicate the base number of FP17s or Patient Questionnaire responses are less than 100. N/A is shown where the base number of responses is less than 10 during the period. % is calculated as Quantity/Base number*100

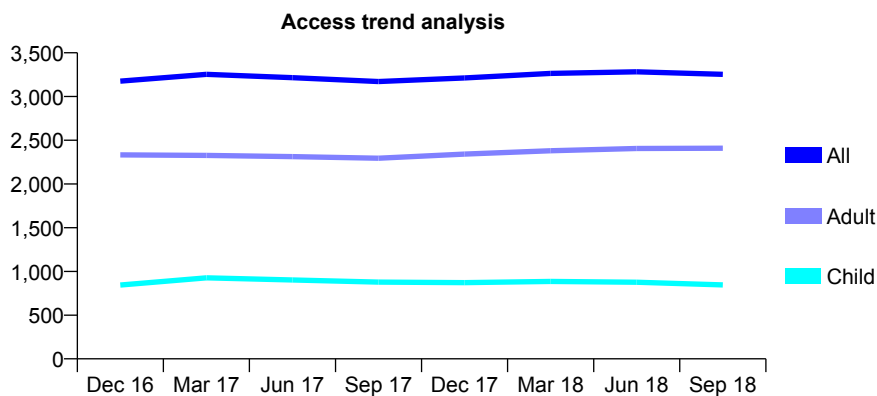
Q45 - Vital Signs At a Glance Contract Report for 833037/0011 - September 2018

Name or company name	MR MA HYDER
Contract type name	GDS Contract
Purpose of contract	General
Contract start date	01/08/2010
Contract end date	

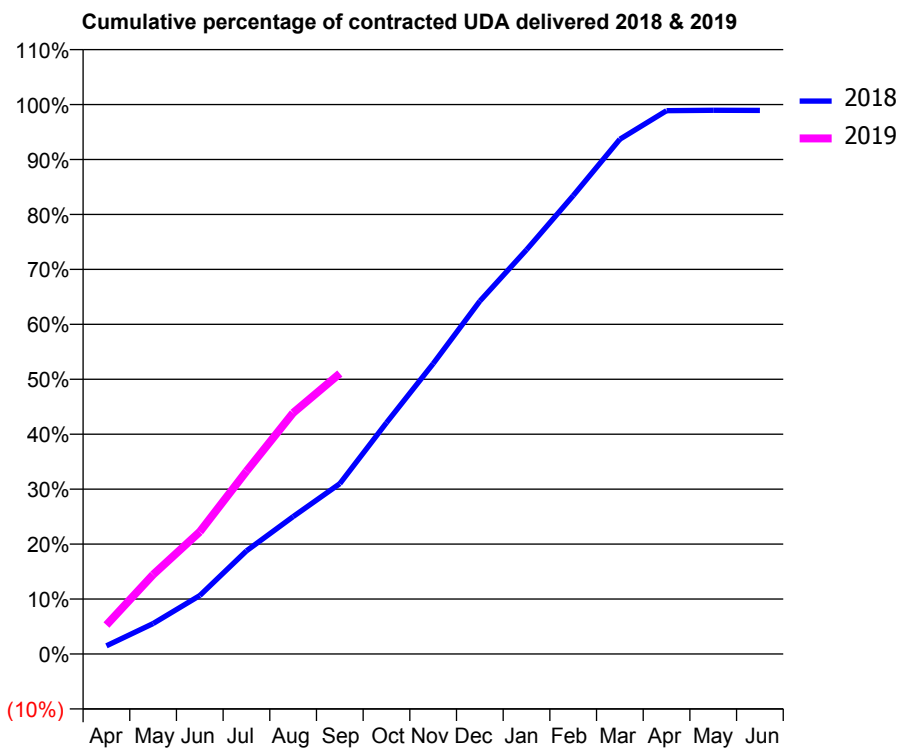
18/19 Contracted general activity (UDA)	8,710
Carry forward general activity (UDA)	94
18/19 Contracted orthodontic activity (UOA)	0
Carry forward orthodontic activity (UOA)	0
Baseline contract value	£367,957.37

ACCESS*

Patients seen in 24 months	Total	Change since previous quarter
Quarter ending September 2017	3,172	
Quarter ending December 2017	3,213	→
Quarter ending March 2018	3,265	→
Quarter ending June 2018	3,282	→
Quarter ending September 2018	3,254	→
Variance since September 2017	2.6%	↑



ACTIVITY



Month	Adjusted Scheduled Activity (UDA)	
	2018	2019
April	131	460
May	484	1,258
June	926	1,936
July	1,635	2,898
August	2,179	3,822
September	2,700	4,445
October	3,666	
November	4,602	
December	5,593	
January	6,407	
February	7,267	
March	8,161	
April	8,611	
May	8,618	
June	8,616	

QUALITY

	Quantity	Base Number	Contract	AT	Region	England
% of FP17s for the same patient ID Re-attending within 3 months - Children	125	607	20.6%	11.4%	12.2%	11.6%
% of FP17s for the same patient ID Re-attending within 3 months - Adults	352	1,538	22.9%	14.7%	15.8%	15.5%
% of FP17s for the same patient ID Re-attending between 3 & 9 months - Children	294	607	48.4%	54.5%	60.3%	58.8%
% of FP17s for the same patient ID Re-attending between 3 & 9 months - Adults	651	1,538	42.3%	50.5%	53.5%	51.1%
% of FP17s for Band 1 Urgent Courses	417	1,954	21.3%	8.8%	9.1%	9.0%
% of FP17s Relating to Free Repair or Replacements	24	1,954	1.2%	1.2%	1.0%	0.8%
% of FP17s Relating to Continuations	21	1,954	1.1%	1.3%	1.0%	0.9%
% of Patients satisfied with the dentistry they have received	0	0	N/A	93.5%	93.6%	93.3%
% of Patients satisfied with the time they had to wait for an appointment	0	0	N/A	90.3%	89.8%	88.9%

* This is based on patients treated on this contract for their most recent course of treatment. Figures in italics indicate the base number of FP17s or Patient Questionnaire responses are less than 100. N/A is shown where the base number of responses is less than 10 during the period. % is calculated as Quantity/Base number*100

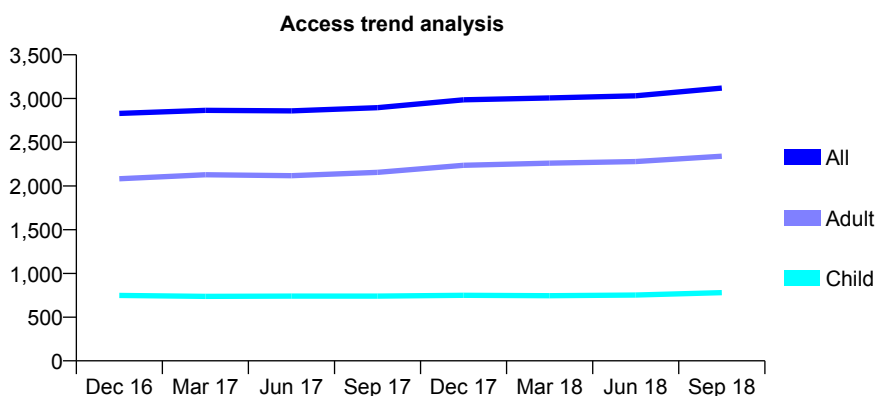
Q45 - Vital Signs At a Glance Contract Report for 833037/0012 - September 2018

Name or company name	MR MA HYDER
Contract type name	GDS Contract
Purpose of contract	General
Contract start date	01/08/2010
Contract end date	

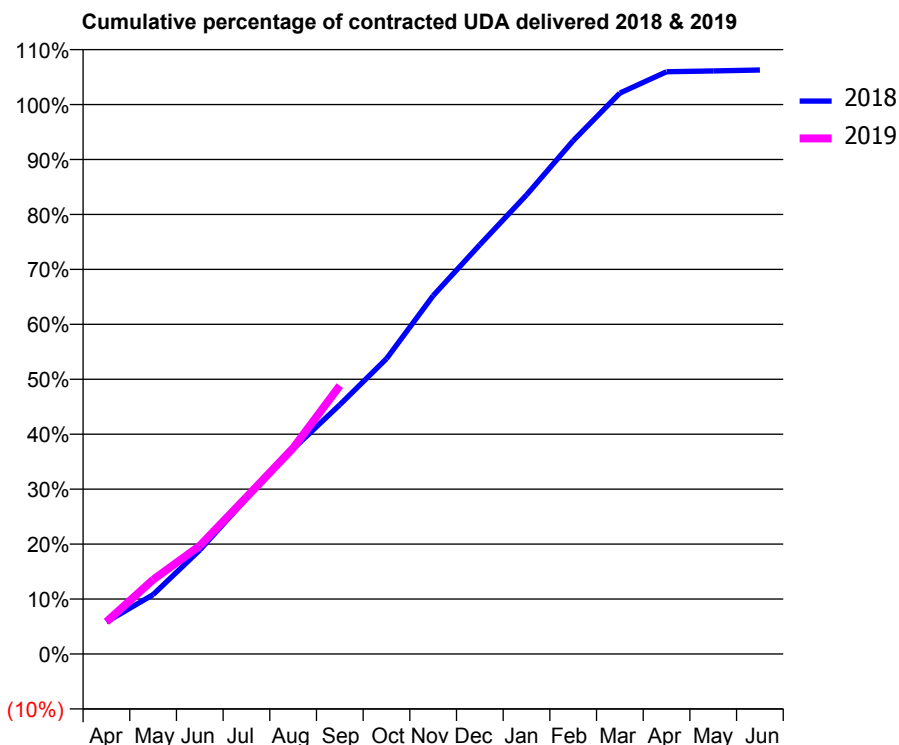
18/19 Contracted general activity (UDA)	7,758
Carry forward general activity (UDA)	-155
18/19 Contracted orthodontic activity (UOA)	0
Carry forward orthodontic activity (UOA)	0
Baseline contract value	£277,404.70

ACCESS*

Patients seen in 24 months	Total	Change since previous quarter
Quarter ending September 2017	2,895	
Quarter ending December 2017	2,986	↑
Quarter ending March 2018	3,006	→
Quarter ending June 2018	3,031	→
Quarter ending September 2018	3,120	↑
Variance since September 2017	7.8%	↑



ACTIVITY



Month	Adjusted Scheduled Activity (UDA)	
	2018	2019
April	454	454
May	840	1,049
June	1,468	1,528
July	2,196	2,214
August	2,897	2,908
September	3,519	3,789
October	4,169	
November	5,059	
December	5,779	
January	6,482	
February	7,247	
March	7,919	
April	8,221	
May	8,232	
June	8,245	

QUALITY

	Quantity	Base Number	Contract	AT	Region	England
% of FP17s for the same patient ID Re-attending within 3 months - Children	36	444	8.1%	11.4%	12.2%	11.6%
% of FP17s for the same patient ID Re-attending within 3 months - Adults	272	1,400	19.4%	14.7%	15.8%	15.5%
% of FP17s for the same patient ID Re-attending between 3 & 9 months - Children	219	444	49.3%	54.5%	60.3%	58.8%
% of FP17s for the same patient ID Re-attending between 3 & 9 months - Adults	500	1,400	35.7%	50.5%	53.5%	51.1%
% of FP17s for Band 1 Urgent Courses	319	1,716	18.6%	8.8%	9.1%	9.0%
% of FP17s Relating to Free Repair or Replacements	10	1,716	0.6%	1.2%	1.0%	0.8%
% of FP17s Relating to Continuations	41	1,716	2.4%	1.3%	1.0%	0.9%
% of Patients satisfied with the dentistry they have received	5	5	N/A	93.5%	93.6%	93.3%
% of Patients satisfied with the time they had to wait for an appointment	5	5	N/A	90.3%	89.8%	88.9%

* This is based on patients treated on this contract for their most recent course of treatment. Figures in italics indicate the base number of FP17s or Patient Questionnaire responses are less than 100. N/A is shown where the base number of responses is less than 10 during the period. % is calculated as Quantity/Base number*100

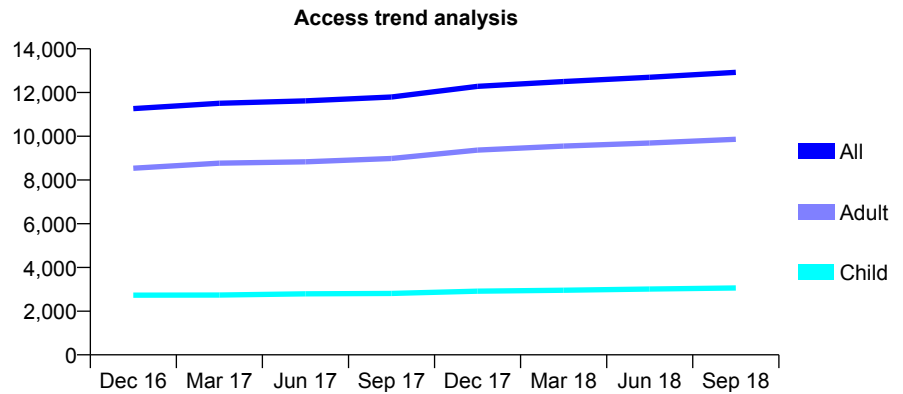
Q45 - Vital Signs At a Glance Contract Report for 833037/0013 - September 2018

Name or company name	MR MA HYDER
Contract type name	GDS Contract
Purpose of contract	General
Contract start date	01/08/2010
Contract end date	

18/19 Contracted general activity (UDA)	33,814
Carry forward general activity (UDA)	235
18/19 Contracted orthodontic activity (UOA)	0
Carry forward orthodontic activity (UOA)	0
Baseline contract value	£1,146,261.56

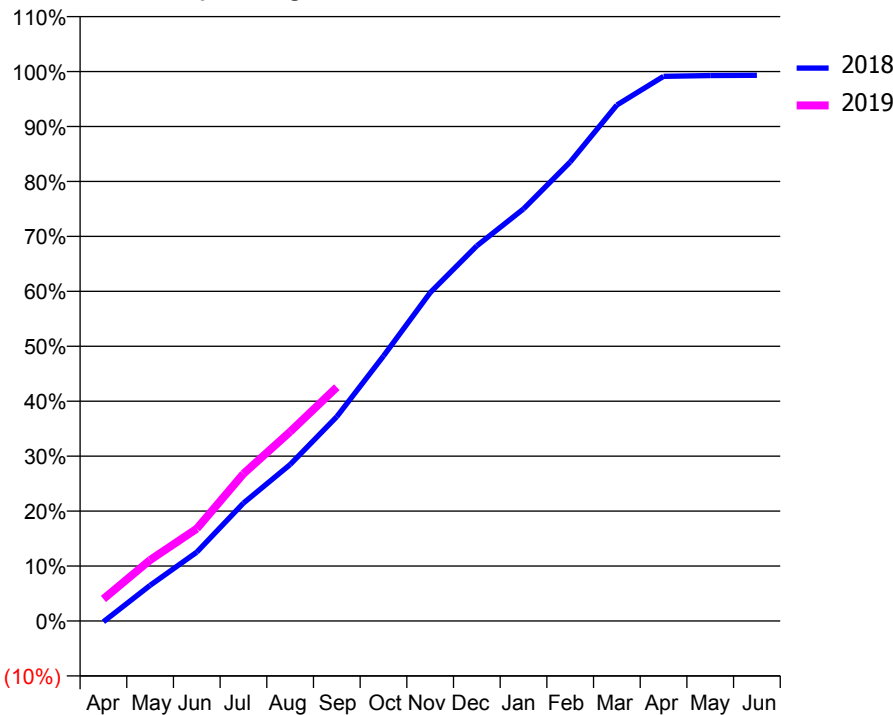
ACCESS*

Patients seen in 24 months	Total	Change since previous quarter
Quarter ending September 2017	11,795	
Quarter ending December 2017	12,280	↑
Quarter ending March 2018	12,505	→
Quarter ending June 2018	12,700	→
Quarter ending September 2018	12,923	→
Variance since September 2017	9.6%	↑



ACTIVITY

Cumulative percentage of contracted UDA delivered 2018 & 2019



Month	Adjusted Scheduled Activity (UDA)	
	2018	2019
April	-52	1,362
May	2,194	3,756
June	4,240	5,682
July	7,257	9,064
August	9,627	11,649
September	12,572	14,389
October	16,306	
November	20,210	
December	23,089	
January	25,362	
February	28,250	
March	31,752	
April	33,515	
May	33,566	
June	33,579	

QUALITY

	Quantity	Base Number	Contract	AT	Region	England
% of FP17s for the same patient ID Re-attending within 3 months - Children	217	2,217	9.8%	11.4%	12.2%	11.6%
% of FP17s for the same patient ID Re-attending within 3 months - Adults	1,053	6,174	17.1%	14.7%	15.8%	15.5%
% of FP17s for the same patient ID Re-attending between 3 & 9 months - Children	1,157	2,217	52.2%	54.5%	60.3%	58.8%
% of FP17s for the same patient ID Re-attending between 3 & 9 months - Adults	2,358	6,174	38.2%	50.5%	53.5%	51.1%
% of FP17s for Band 1 Urgent Courses	1,225	7,239	16.9%	8.8%	9.1%	9.0%
% of FP17s Relating to Free Repair or Replacements	100	7,239	1.4%	1.2%	1.0%	0.8%
% of FP17s Relating to Continuations	96	7,239	1.3%	1.3%	1.0%	0.9%
% of Patients satisfied with the dentistry they have received	16	19	84.2%	93.5%	93.6%	93.3%
% of Patients satisfied with the time they had to wait for an appointment	16	19	84.2%	90.3%	89.8%	88.9%

* This is based on patients treated on this contract for their most recent course of treatment. Figures in italics indicate the base number of FP17s or Patient Questionnaire responses are less than 100. N/A is shown where the base number of responses is less than 10 during the period. % is calculated as Quantity/Base number*100

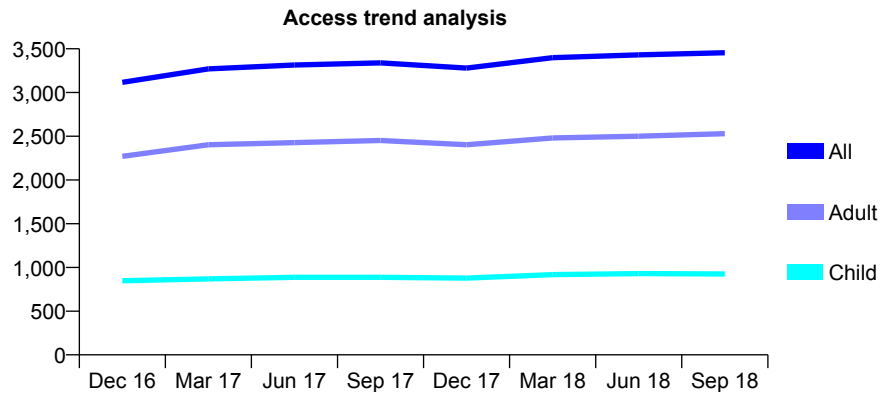
Q45 - Vital Signs At a Glance Contract Report for 833037/0014 - September 2018

Name or company name	MR MA HYDER
Contract type name	PDS Plus Contract
Purpose of contract	General
Contract start date	01/09/2010
Contract end date	31/03/2020

18/19 Contracted general activity (UDA)	7,089
Carry forward general activity (UDA)	175
18/19 Contracted orthodontic activity (UOA)	0
Carry forward orthodontic activity (UOA)	0
Baseline contract value	£118,696.59

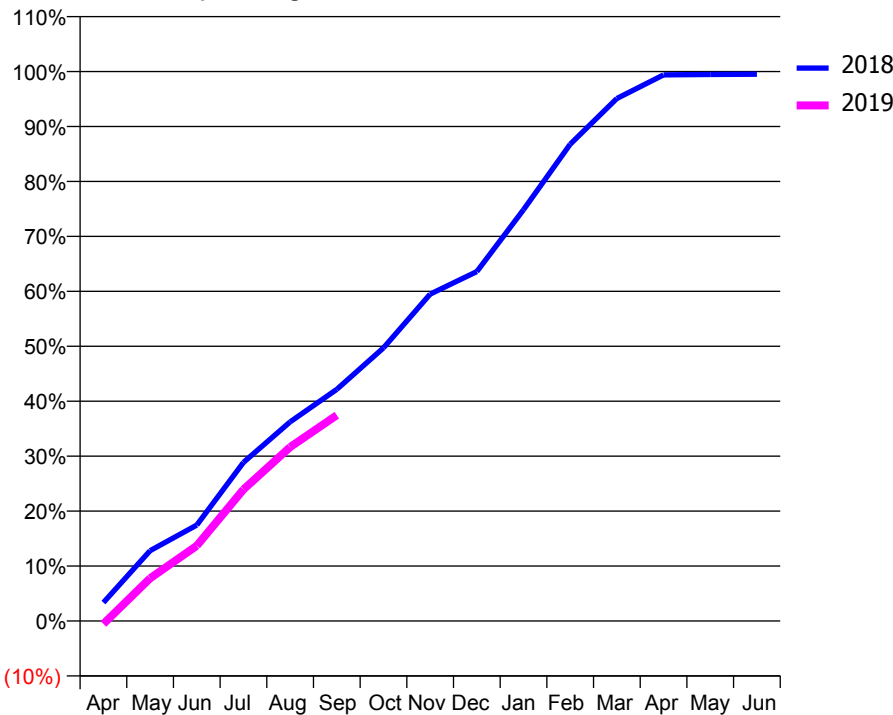
ACCESS*

Patients seen in 24 months	Total	Change since previous quarter
Quarter ending September 2017	3,339	
Quarter ending December 2017	3,279	↓
Quarter ending March 2018	3,398	↑
Quarter ending June 2018	3,430	→
Quarter ending September 2018	3,455	→
Variance since September 2017	3.5%	↑



ACTIVITY

Cumulative percentage of contracted UDA delivered 2018 & 2019



Month	Adjusted Scheduled Activity (UDA)	
	2018	2019
April	238	-39
May	907	551
June	1,237	971
July	2,047	1,697
August	2,570	2,244
September	2,988	2,655
October	3,525	
November	4,218	
December	4,508	
January	5,307	
February	6,150	
March	6,741	
April	7,046	
May	7,050	
June	7,054	

QUALITY

	Quantity	Base Number	Contract	AT	Region	England
% of FP17s for the same patient ID Re-attending within 3 months - Children	26	492	5.3%	11.4%	12.2%	11.6%
% of FP17s for the same patient ID Re-attending within 3 months - Adults	193	1,380	14.0%	14.7%	15.8%	15.5%
% of FP17s for the same patient ID Re-attending between 3 & 9 months - Children	276	492	56.1%	54.5%	60.3%	58.8%
% of FP17s for the same patient ID Re-attending between 3 & 9 months - Adults	618	1,380	44.8%	50.5%	53.5%	51.1%
% of FP17s for Band 1 Urgent Courses	257	1,688	15.2%	8.8%	9.1%	9.0%
% of FP17s Relating to Free Repair or Replacements	44	1,688	2.6%	1.2%	1.0%	0.8%
% of FP17s Relating to Continuations	5	1,688	0.3%	1.3%	1.0%	0.9%
% of Patients satisfied with the dentistry they have received	2	2	N/A	93.5%	93.6%	93.3%
% of Patients satisfied with the time they had to wait for an appointment	2	2	N/A	90.3%	89.8%	88.9%

* This is based on patients treated on this contract for their most recent course of treatment. Figures in italics indicate the base number of FP17s or Patient Questionnaire responses are less than 100. N/A is shown where the base number of responses is less than 10 during the period. % is calculated as Quantity/Base number*100

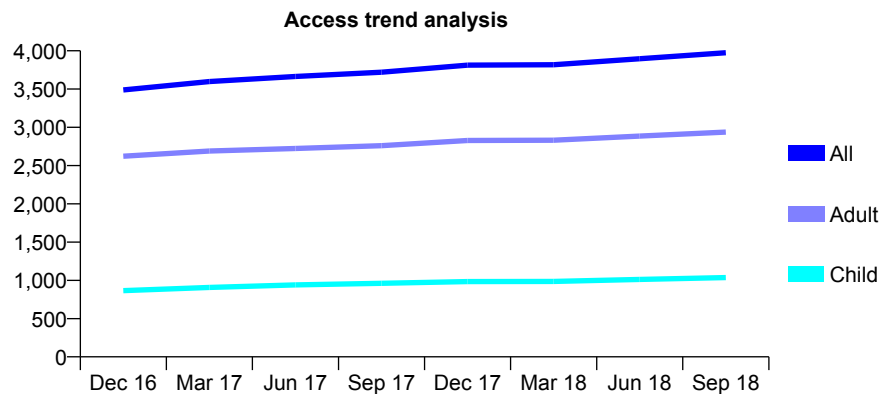
Q45 - Vital Signs At a Glance Contract Report for 833037/0015 - September 2018

Name or company name	MR MA HYDER
Contract type name	PDS Plus Contract
Purpose of contract	General
Contract start date	01/09/2010
Contract end date	31/03/2020

18/19 Contracted general activity (UDA)	9,027
Carry forward general activity (UDA)	150
18/19 Contracted orthodontic activity (UOA)	0
Carry forward orthodontic activity (UOA)	0
Baseline contract value	£151,118.16

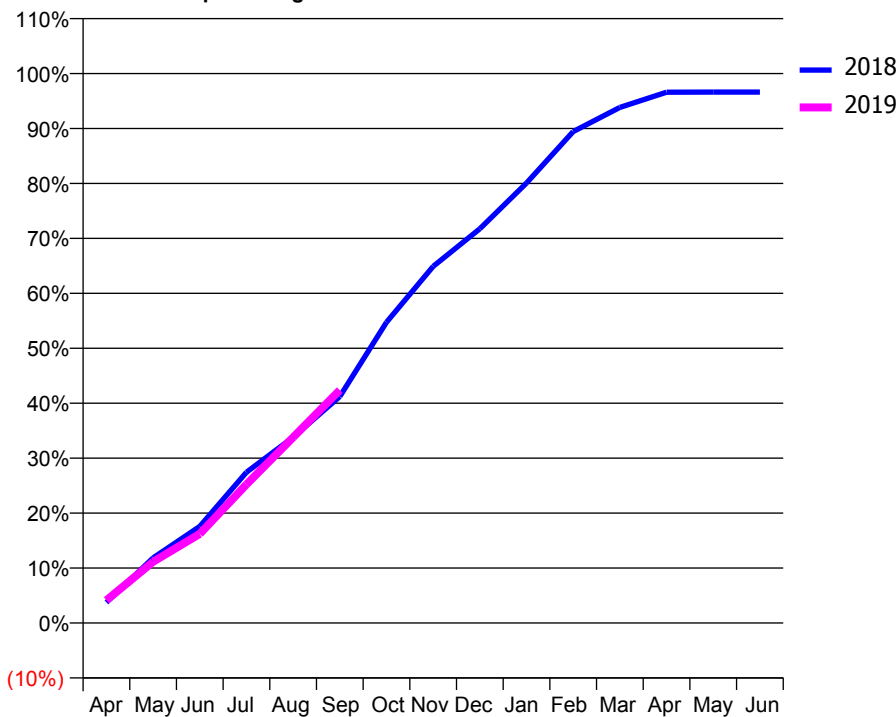
ACCESS*

Patients seen in 24 months	Total	Change since previous quarter
Quarter ending September 2017	3,721	
Quarter ending December 2017	3,812	↑
Quarter ending March 2018	3,817	→
Quarter ending June 2018	3,897	↑
Quarter ending September 2018	3,974	→
Variance since September 2017	6.8%	↑



ACTIVITY

Cumulative percentage of contracted UDA delivered 2018 & 2019



Month	Adjusted Scheduled Activity (UDA)	
	2018	2019
April	337	374
May	1,070	1,006
June	1,587	1,464
July	2,476	2,278
August	3,052	3,051
September	3,720	3,825
October	4,942	
November	5,859	
December	6,476	
January	7,228	
February	8,074	
March	8,470	
April	8,719	
May	8,721	
June	8,721	

QUALITY

	Quantity	Base Number	Contract	AT	Region	England
% of FP17s for the same patient ID Re-attending within 3 months - Children	49	717	6.8%	11.4%	12.2%	11.6%
% of FP17s for the same patient ID Re-attending within 3 months - Adults	188	1,799	10.5%	14.7%	15.8%	15.5%
% of FP17s for the same patient ID Re-attending between 3 & 9 months - Children	356	717	49.7%	54.5%	60.3%	58.8%
% of FP17s for the same patient ID Re-attending between 3 & 9 months - Adults	881	1,799	49.0%	50.5%	53.5%	51.1%
% of FP17s for Band 1 Urgent Courses	280	2,362	11.9%	8.8%	9.1%	9.0%
% of FP17s Relating to Free Repair or Replacements	15	2,362	0.6%	1.2%	1.0%	0.8%
% of FP17s Relating to Continuations	0	2,362	0.0%	1.3%	1.0%	0.9%
% of Patients satisfied with the dentistry they have received	1	1	N/A	93.5%	93.6%	93.3%
% of Patients satisfied with the time they had to wait for an appointment	1	1	N/A	90.3%	89.8%	88.9%

* This is based on patients treated on this contract for their most recent course of treatment. Figures in italics indicate the base number of FP17s or Patient Questionnaire responses are less than 100. N/A is shown where the base number of responses is less than 10 during the period. % is calculated as Quantity/Base number*100

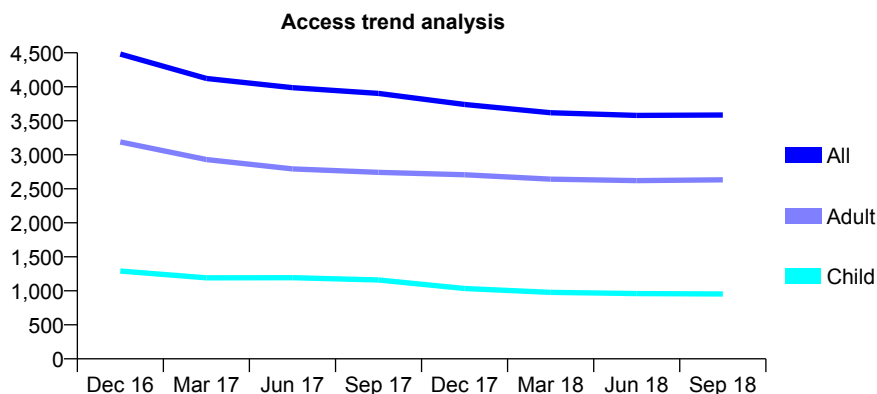
Q45 - Vital Signs At a Glance Contract Report for 833037/0016 - September 2018

Name or company name	MR MA HYDER
Contract type name	GDS Contract
Purpose of contract	General
Contract start date	12/10/2013
Contract end date	

18/19 Contracted general activity (UDA)	16,000
Carry forward general activity (UDA)	0
18/19 Contracted orthodontic activity (UOA)	0
Carry forward orthodontic activity (UOA)	0
Baseline contract value	£382,470.38

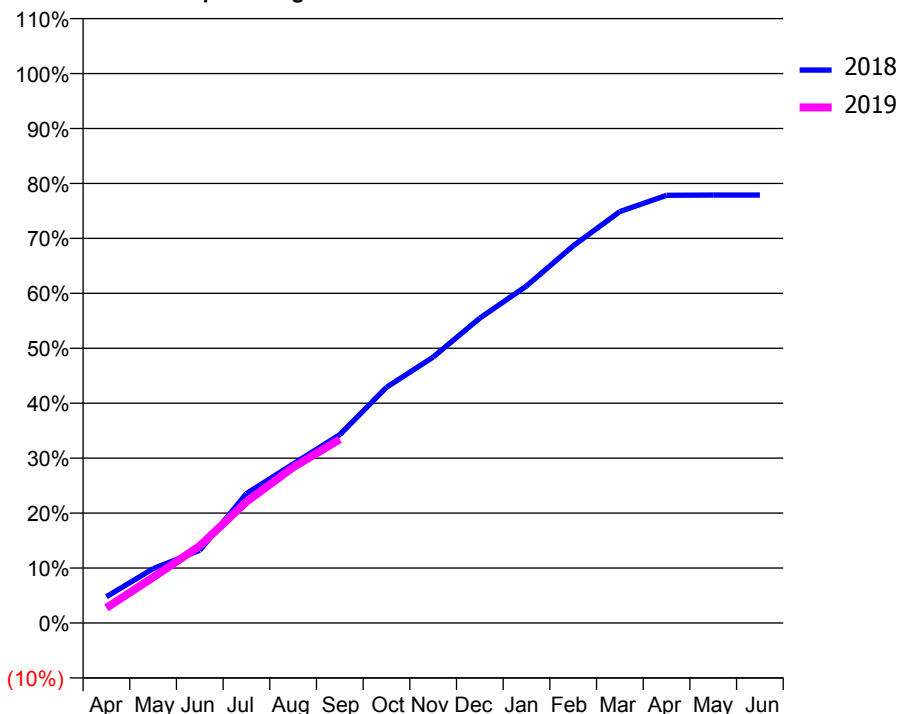
ACCESS*

Patients seen in 24 months	Total	Change since previous quarter
Quarter ending September 2017	3,902	
Quarter ending December 2017	3,741	↓
Quarter ending March 2018	3,619	↓
Quarter ending June 2018	3,580	↓
Quarter ending September 2018	3,586	→
Variance since September 2017	(8.1%)	↓



ACTIVITY

Cumulative percentage of contracted UDA delivered 2018 & 2019



Adjusted Scheduled Activity (UDA)

Month	2018	2019
April	767	443
May	1,583	1,329
June	2,119	2,247
July	3,769	3,530
August	4,629	4,534
September	5,483	5,349
October	6,863	
November	7,745	
December	8,877	
January	9,812	
February	10,983	
March	11,981	
April	12,455	
May	12,463	
June	12,460	

QUALITY

	Quantity	Base Number	Contract	AT	Region	England
% of FP17s for the same patient ID Re-attending within 3 months - Children	73	681	10.7%	11.4%	12.2%	11.6%
% of FP17s for the same patient ID Re-attending within 3 months - Adults	305	1,810	16.9%	14.7%	15.8%	15.5%
% of FP17s for the same patient ID Re-attending between 3 & 9 months - Children	417	681	61.2%	54.5%	60.3%	58.8%
% of FP17s for the same patient ID Re-attending between 3 & 9 months - Adults	901	1,810	49.8%	50.5%	53.5%	51.1%
% of FP17s for Band 1 Urgent Courses	233	2,306	10.1%	8.8%	9.1%	9.0%
% of FP17s Relating to Free Repair or Replacements	23	2,306	1.0%	1.2%	1.0%	0.8%
% of FP17s Relating to Continuations	4	2,306	0.2%	1.3%	1.0%	0.9%
% of Patients satisfied with the dentistry they have received	1	1	N/A	93.5%	93.6%	93.3%
% of Patients satisfied with the time they had to wait for an appointment	1	1	N/A	90.3%	89.8%	88.9%

* This is based on patients treated on this contract for their most recent course of treatment. Figures in italics indicate the base number of FP17s or Patient Questionnaire responses are less than 100. N/A is shown where the base number of responses is less than 10 during the period. % is calculated as Quantity/Base number*100

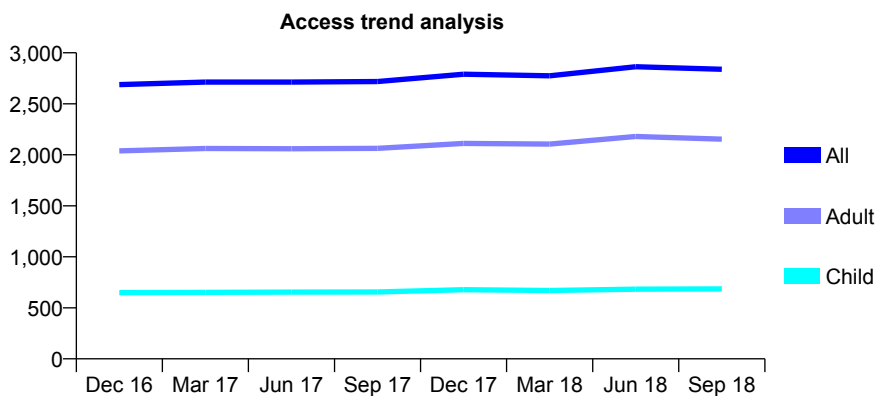
Q45 - Vital Signs At a Glance Contract Report for 835951/0001 - September 2018

Name or company name	Mr D Chopra
Contract type name	GDS Contract
Purpose of contract	General
Contract start date	01/04/2006
Contract end date	

18/19 Contracted general activity (UDA)	13,150
Carry forward general activity (UDA)	-107
18/19 Contracted orthodontic activity (UOA)	0
Carry forward orthodontic activity (UOA)	0
Baseline contract value	£413,340.06

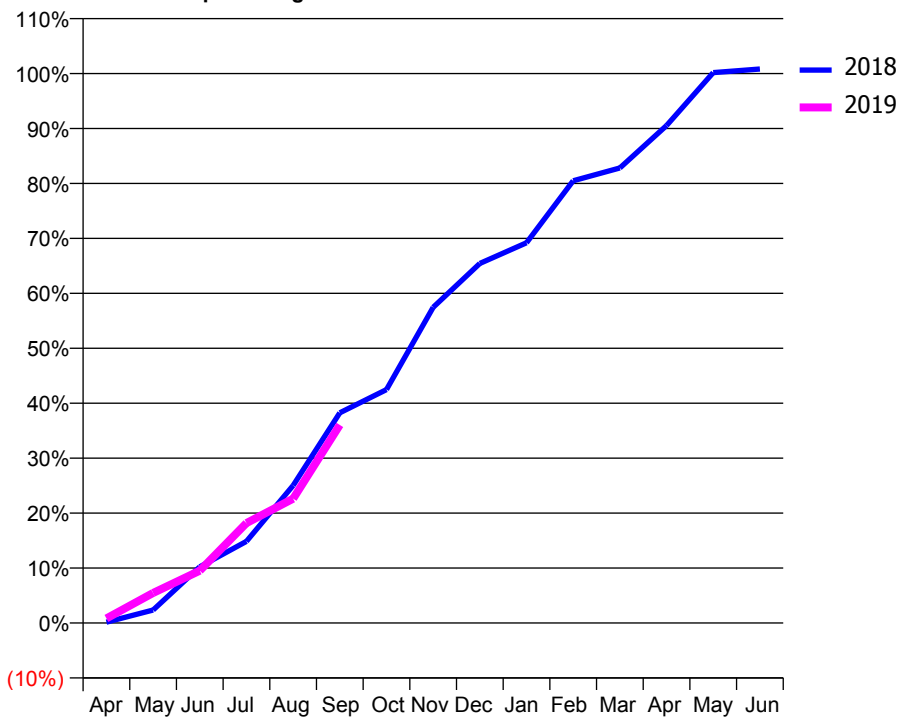
ACCESS*

Patients seen in 24 months	Total	Change since previous quarter
Quarter ending September 2017	2,718	
Quarter ending December 2017	2,790	↑
Quarter ending March 2018	2,775	→
Quarter ending June 2018	2,863	↑
Quarter ending September 2018	2,839	→
Variance since September 2017	4.5%	↑



ACTIVITY

Cumulative percentage of contracted UDA delivered 2018 & 2019



Adjusted Scheduled Activity (UDA)		
Month	2018	2019
April	21	110
May	313	719
June	1,345	1,253
July	1,954	2,392
August	3,290	2,974
September	5,032	4,741
October	5,585	
November	7,554	
December	8,604	
January	9,099	
February	10,582	
March	10,888	
April	11,905	
May	13,172	
June	13,257	

QUALITY

	Quantity	Base Number	Contract	AT	Region	England
% of FP17s for the same patient ID Re-attending within 3 months - Children	33	476	6.9%	11.4%	12.2%	11.6%
% of FP17s for the same patient ID Re-attending within 3 months - Adults	159	1,397	11.4%	14.7%	15.8%	15.5%
% of FP17s for the same patient ID Re-attending between 3 & 9 months - Children	240	476	50.4%	54.5%	60.3%	58.8%
% of FP17s for the same patient ID Re-attending between 3 & 9 months - Adults	719	1,397	51.5%	50.5%	53.5%	51.1%
% of FP17s for Band 1 Urgent Courses	28	1,347	2.1%	8.8%	9.1%	9.0%
% of FP17s Relating to Free Repair or Replacements	46	1,347	3.4%	1.2%	1.0%	0.8%
% of FP17s Relating to Continuations	22	1,347	1.6%	1.3%	1.0%	0.9%
% of Patients satisfied with the dentistry they have received	6	6	N/A	93.5%	93.6%	93.3%
% of Patients satisfied with the time they had to wait for an appointment	6	6	N/A	90.3%	89.8%	88.9%

* This is based on patients treated on this contract for their most recent course of treatment. Figures in italics indicate the base number of FP17s or Patient Questionnaire responses are less than 100. N/A is shown where the base number of responses is less than 10 during the period. % is calculated as Quantity/Base number*100

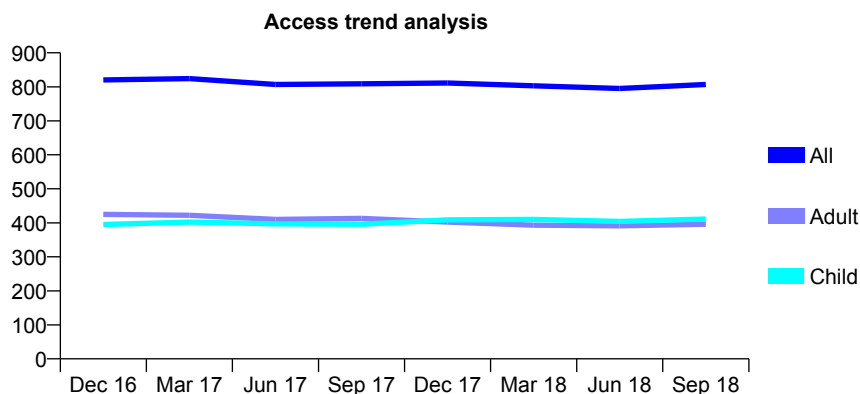
Q45 - Vital Signs At a Glance Contract Report for 860654/0001 - September 2018

Name or company name	MR CJ SHERWIN
Contract type name	GDS Contract
Purpose of contract	General
Contract start date	01/01/2012
Contract end date	

18/19 Contracted general activity (UDA)	2,500
Carry forward general activity (UDA)	0
18/19 Contracted orthodontic activity (UOA)	0
Carry forward orthodontic activity (UOA)	0
Baseline contract value	£56,063.69

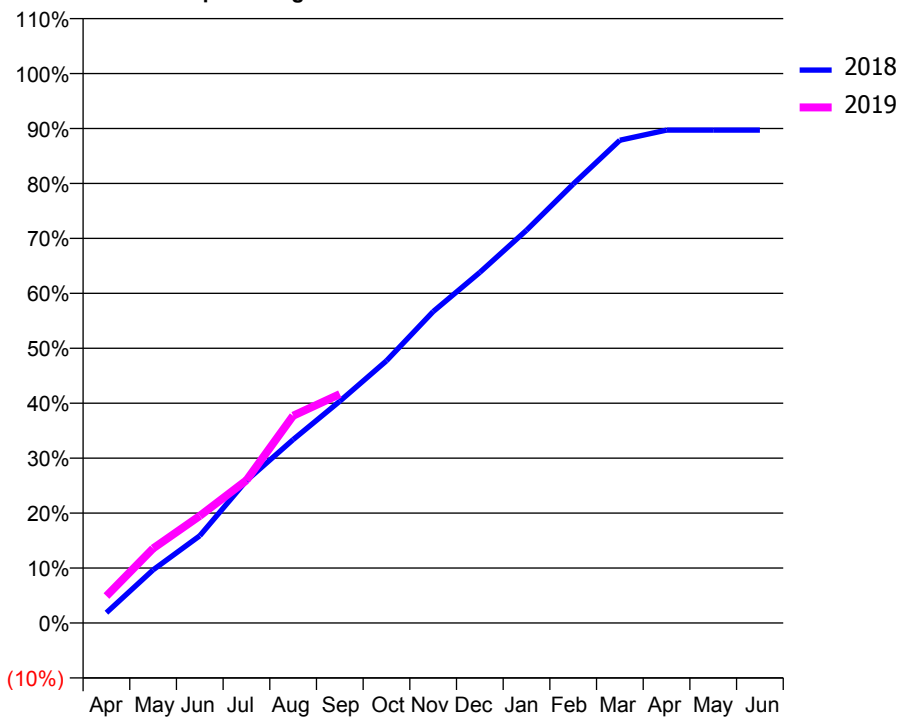
ACCESS*

Patients seen in 24 months	Total	Change since previous quarter
Quarter ending September 2017	809	
Quarter ending December 2017	811	→
Quarter ending March 2018	803	→
Quarter ending June 2018	795	→
Quarter ending September 2018	807	→
Variance since September 2017	(0.2%)	→



ACTIVITY

Cumulative percentage of contracted UDA delivered 2018 & 2019



Adjusted Scheduled Activity (UDA)

Month	2018	2019
April	47	123
May	242	340
June	397	487
July	648	650
August	835	943
September	1,009	1,041
October	1,193	
November	1,417	
December	1,595	
January	1,787	
February	1,997	
March	2,196	
April	2,242	
May	2,242	
June	2,242	

QUALITY

	Quantity	Base Number	Contract	AT	Region	England
% of FP17s for the same patient ID Re-attending within 3 months - Children	31	469	6.6%	11.4%	12.2%	11.6%
% of FP17s for the same patient ID Re-attending within 3 months - Adults	26	302	8.6%	14.7%	15.8%	15.5%
% of FP17s for the same patient ID Re-attending between 3 & 9 months - Children	376	469	80.2%	54.5%	60.3%	58.8%
% of FP17s for the same patient ID Re-attending between 3 & 9 months - Adults	215	302	71.2%	50.5%	53.5%	51.1%
% of FP17s for Band 1 Urgent Courses	27	733	3.7%	8.8%	9.1%	9.0%
% of FP17s Relating to Free Repair or Replacements	0	733	0.0%	1.2%	1.0%	0.8%
% of FP17s Relating to Continuations	4	733	0.5%	1.3%	1.0%	0.9%
% of Patients satisfied with the dentistry they have received	1	1	N/A	93.5%	93.6%	93.3%
% of Patients satisfied with the time they had to wait for an appointment	1	1	N/A	90.3%	89.8%	88.9%

* This is based on patients treated on this contract for their most recent course of treatment. Figures in italics indicate the base number of FP17s or Patient Questionnaire responses are less than 100. N/A is shown where the base number of responses is less than 10 during the period. % is calculated as Quantity/Base number*100

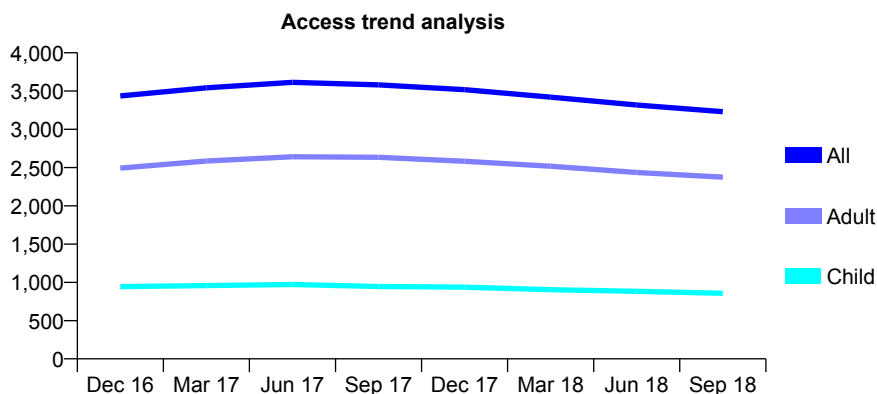
Q45 - Vital Signs At a Glance Contract Report for 866334/0001 - September 2018

Name or company name	MR CT BURTON
Contract type name	GDS Contract
Purpose of contract	General
Contract start date	01/06/2008
Contract end date	

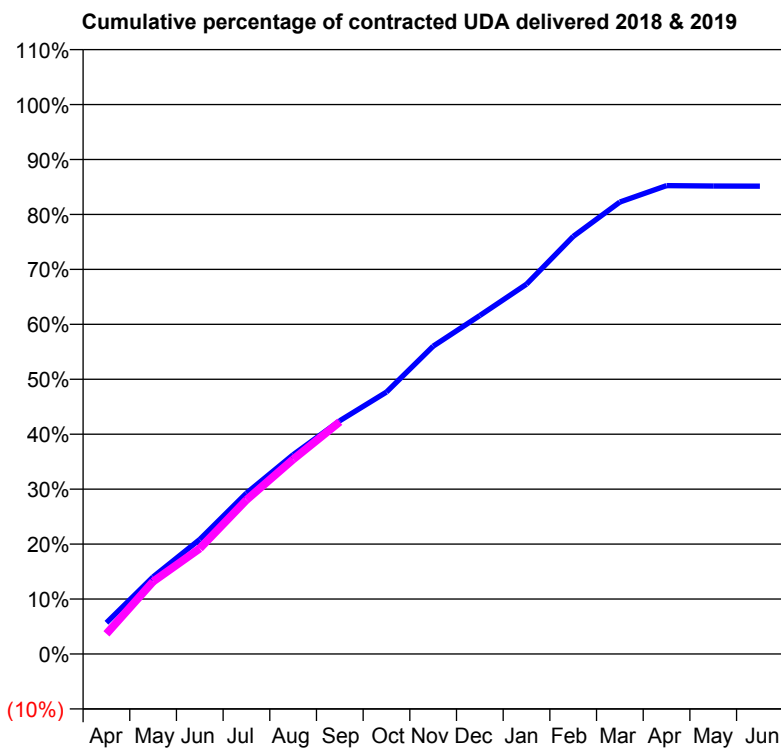
18/19 Contracted general activity (UDA)	8,000
Carry forward general activity (UDA)	0
18/19 Contracted orthodontic activity (UOA)	0
Carry forward orthodontic activity (UOA)	0
Baseline contract value	£189,977.47

ACCESS*

Patients seen in 24 months	Total	Change since previous quarter
Quarter ending September 2017	3,580	
Quarter ending December 2017	3,518	↓
Quarter ending March 2018	3,421	↓
Quarter ending June 2018	3,318	↓
Quarter ending September 2018	3,231	↓
Variance since September 2017	(9.7%)	↓



ACTIVITY



Month	Adjusted Scheduled Activity (UDA)	
	2018	2019
April	570	294
May	1,405	1,055
June	2,085	1,536
July	2,929	2,243
August	3,626	2,833
September	4,245	3,382
October	4,767	
November	5,601	
December	6,159	
January	6,731	
February	7,600	
March	8,226	
April	8,523	
May	8,517	
June	8,515	

QUALITY

	Quantity	Base Number	Contract	AT	Region	England
% of FP17s for the same patient ID Re-attending within 3 months - Children	35	667	5.2%	11.4%	12.2%	11.6%
% of FP17s for the same patient ID Re-attending within 3 months - Adults	202	1,583	12.8%	14.7%	15.8%	15.5%
% of FP17s for the same patient ID Re-attending between 3 & 9 months - Children	445	667	66.7%	54.5%	60.3%	58.8%
% of FP17s for the same patient ID Re-attending between 3 & 9 months - Adults	1,032	1,583	65.2%	50.5%	53.5%	51.1%
% of FP17s for Band 1 Urgent Courses	78	2,068	3.8%	8.8%	9.1%	9.0%
% of FP17s Relating to Free Repair or Replacements	13	2,068	0.6%	1.2%	1.0%	0.8%
% of FP17s Relating to Continuations	24	2,068	1.2%	1.3%	1.0%	0.9%
% of Patients satisfied with the dentistry they have received	3	3	N/A	93.5%	93.6%	93.3%
% of Patients satisfied with the time they had to wait for an appointment	3	3	N/A	90.3%	89.8%	88.9%

* This is based on patients treated on this contract for their most recent course of treatment. Figures in italics indicate the base number of FP17s or Patient Questionnaire responses are less than 100. N/A is shown where the base number of responses is less than 10 during the period. % is calculated as Quantity/Base number*100

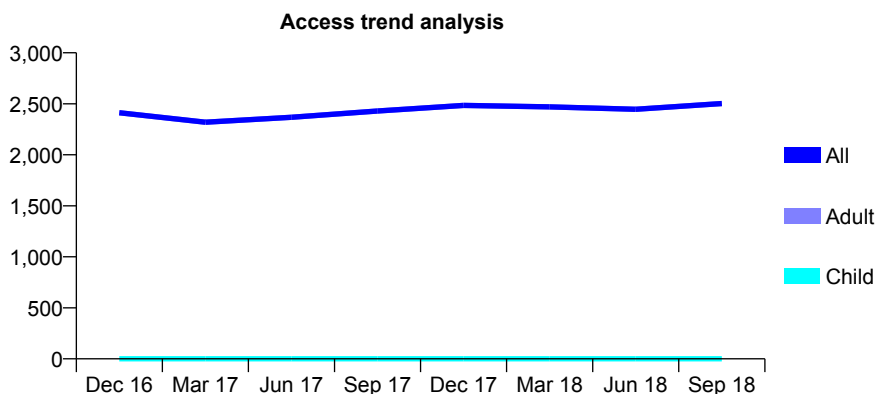
Q45 - Vital Signs At a Glance Contract Report for 881864/0002 - September 2018

Name or company name	MR DA POWER
Contract type name	PDS Contract
Purpose of contract	General
Contract start date	31/10/2010
Contract end date	31/03/2020

18/19 Contracted general activity (UDA)	7,467
Carry forward general activity (UDA)	200
18/19 Contracted orthodontic activity (UOA)	0
Carry forward orthodontic activity (UOA)	0
Baseline contract value	£266,585.04

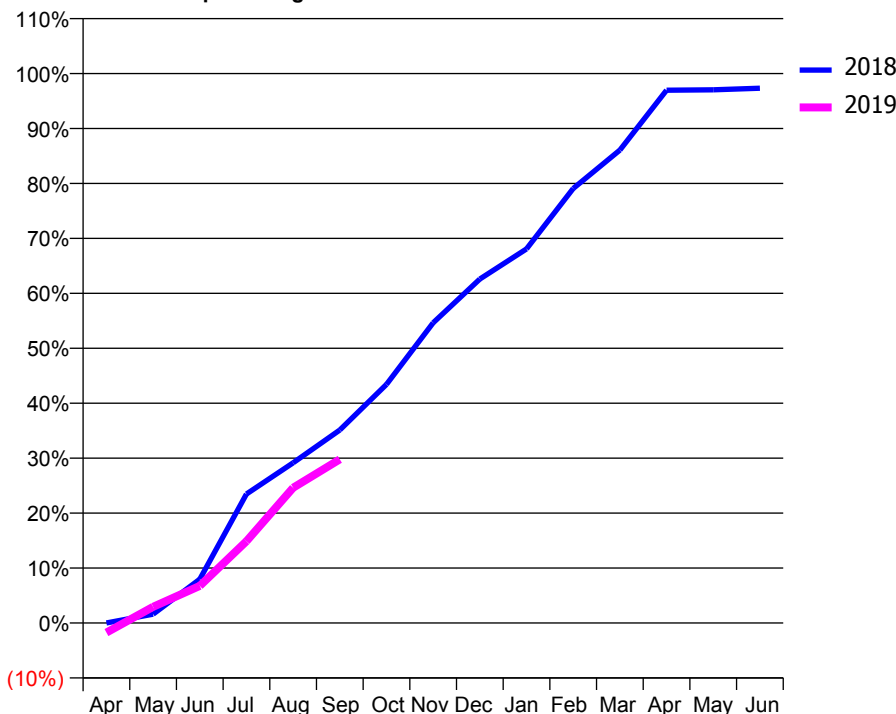
ACCESS*

Patients seen in 24 months	Total	Change since previous quarter
Quarter ending September 2017	2,430	
Quarter ending December 2017	2,484	↑
Quarter ending March 2018	2,470	→
Quarter ending June 2018	2,447	→
Quarter ending September 2018	2,502	↑
Variance since September 2017	3.0%	↑



ACTIVITY

Cumulative percentage of contracted UDA delivered 2018 & 2019



Month	Adjusted Scheduled Activity (UDA)	
	2018	2019
April	0	-132
May	120	220
June	596	505
July	1,754	1,111
August	2,177	1,838
September	2,623	2,225
October	3,242	
November	4,079	
December	4,674	
January	5,084	
February	5,904	
March	6,427	
April	7,239	
May	7,246	
June	7,267	

QUALITY

	Quantity	Base Number	Contract	AT	Region	England
% of FP17s for the same patient ID Re-attending within 3 months - Children	0	0	N/A	11.4%	12.2%	11.6%
% of FP17s for the same patient ID Re-attending within 3 months - Adults	56	890	6.3%	14.7%	15.8%	15.5%
% of FP17s for the same patient ID Re-attending between 3 & 9 months - Children	0	0	N/A	54.5%	60.3%	58.8%
% of FP17s for the same patient ID Re-attending between 3 & 9 months - Adults	228	890	25.6%	50.5%	53.5%	51.1%
% of FP17s for Band 1 Urgent Courses	0	594	0.0%	8.8%	9.1%	9.0%
% of FP17s Relating to Free Repair or Replacements	0	594	0.0%	1.2%	1.0%	0.8%
% of FP17s Relating to Continuations	8	594	1.3%	1.3%	1.0%	0.9%
% of Patients satisfied with the dentistry they have received	1	1	N/A	93.5%	93.6%	93.3%
% of Patients satisfied with the time they had to wait for an appointment	1	1	N/A	90.3%	89.8%	88.9%

* This is based on patients treated on this contract for their most recent course of treatment. Figures in italics indicate the base number of FP17s or Patient Questionnaire responses are less than 100. N/A is shown where the base number of responses is less than 10 during the period. % is calculated as Quantity/Base number*100

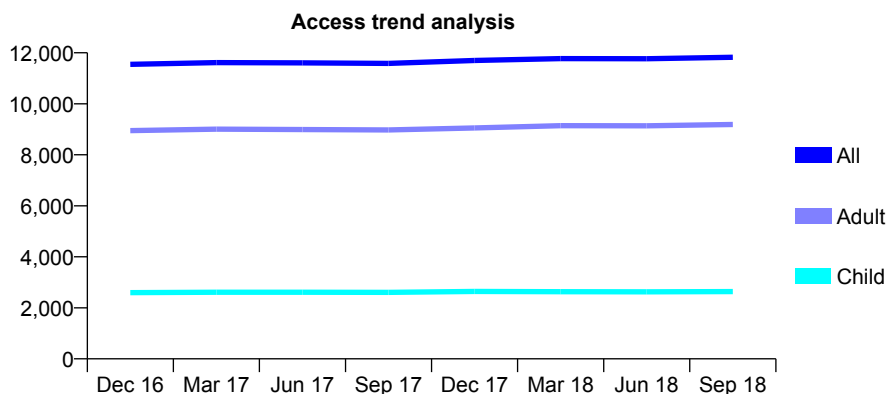
Q45 - Vital Signs At a Glance Contract Report for 905844/0001 - September 2018

Name or company name	Ms F Brown and Mr M Ellis
Contract type name	GDS Contract
Purpose of contract	General
Contract start date	01/04/2006
Contract end date	

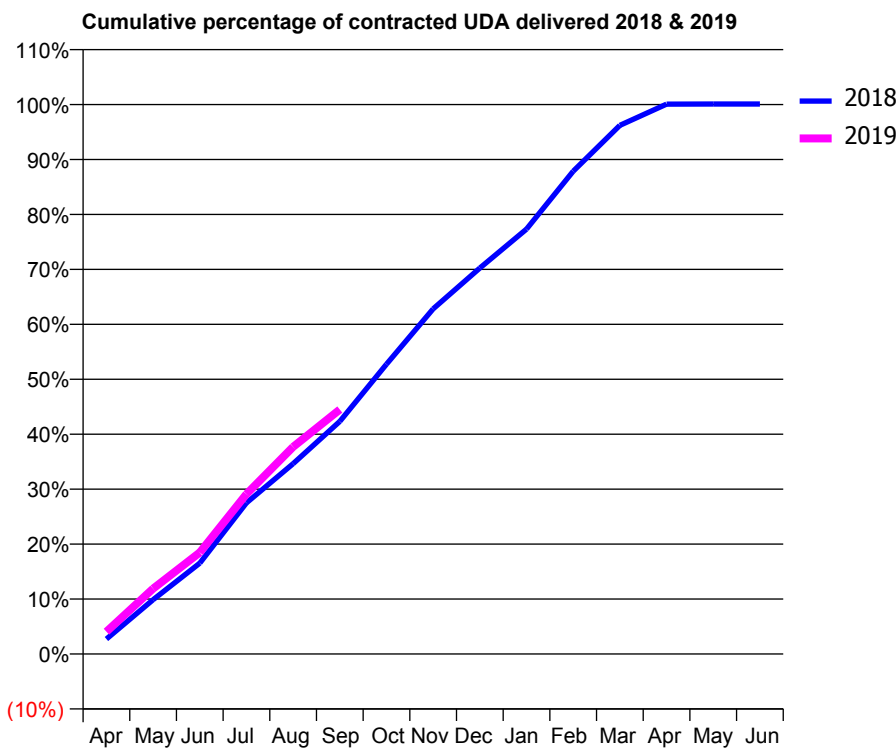
18/19 Contracted general activity (UDA)	30,150
Carry forward general activity (UDA)	-27
18/19 Contracted orthodontic activity (UOA)	0
Carry forward orthodontic activity (UOA)	0
Baseline contract value	£782,272.89

ACCESS*

Patients seen in 24 months	Total	Change since previous quarter
Quarter ending September 2017	11,583	
Quarter ending December 2017	11,699	→
Quarter ending March 2018	11,774	→
Quarter ending June 2018	11,766	→
Quarter ending September 2018	11,825	→
Variance since September 2017	2.1%	↑



ACTIVITY



Month	Adjusted Scheduled Activity (UDA)	
	2018	2019
April	825	1,226
May	2,984	3,591
June	4,988	5,572
July	8,294	8,777
August	10,444	11,367
September	12,767	13,414
October	15,906	
November	18,942	
December	21,176	
January	23,310	
February	26,492	
March	29,007	
April	30,167	
May	30,177	
June	30,177	

QUALITY

	Quantity	Base Number	Contract	AT	Region	England
% of FP17s for the same patient ID Re-attending within 3 months - Children	101	1,735	5.8%	11.4%	12.2%	11.6%
% of FP17s for the same patient ID Re-attending within 3 months - Adults	690	5,512	12.5%	14.7%	15.8%	15.5%
% of FP17s for the same patient ID Re-attending between 3 & 9 months - Children	930	1,735	53.6%	54.5%	60.3%	58.8%
% of FP17s for the same patient ID Re-attending between 3 & 9 months - Adults	2,556	5,512	46.4%	50.5%	53.5%	51.1%
% of FP17s for Band 1 Urgent Courses	361	6,434	5.6%	8.8%	9.1%	9.0%
% of FP17s Relating to Free Repair or Replacements	130	6,434	2.0%	1.2%	1.0%	0.8%
% of FP17s Relating to Continuations	125	6,434	1.9%	1.3%	1.0%	0.9%
% of Patients satisfied with the dentistry they have received	14	15	93.3%	93.5%	93.6%	93.3%
% of Patients satisfied with the time they had to wait for an appointment	15	15	100.0%	90.3%	89.8%	88.9%

* This is based on patients treated on this contract for their most recent course of treatment. Figures in italics indicate the base number of FP17s or Patient Questionnaire responses are less than 100. N/A is shown where the base number of responses is less than 10 during the period. % is calculated as Quantity/Base number*100

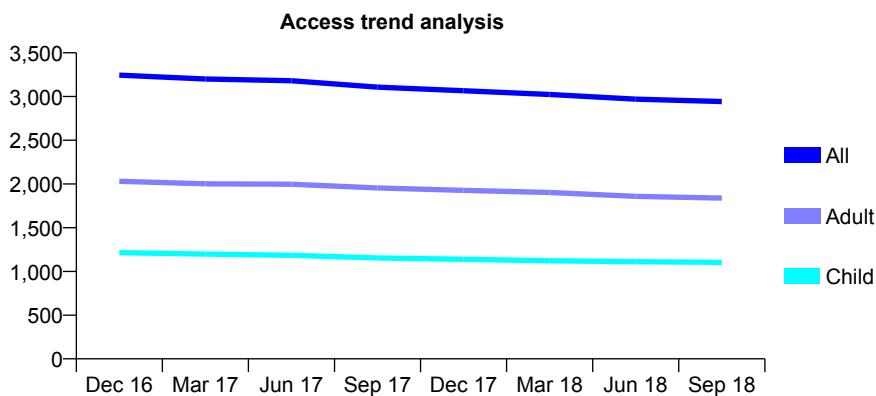
Q45 - Vital Signs At a Glance Contract Report for 907316/0002 - September 2018

Name or company name	MR AI WILSON
Contract type name	GDS Contract
Purpose of contract	General
Contract start date	01/04/2006
Contract end date	

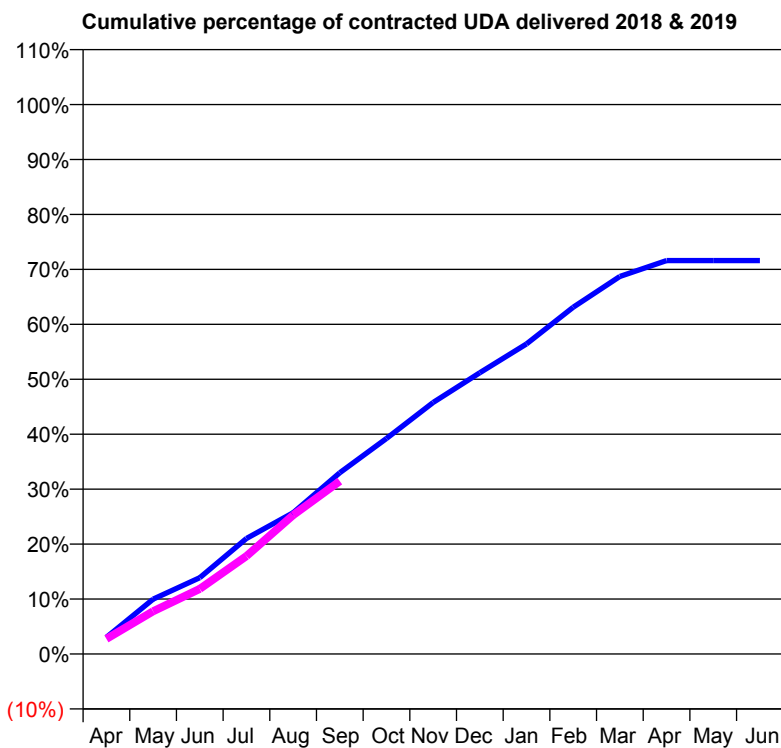
18/19 Contracted general activity (UDA)	10,500
Carry forward general activity (UDA)	0
18/19 Contracted orthodontic activity (UOA)	0
Carry forward orthodontic activity (UOA)	0
Baseline contract value	£272,471.11

ACCESS*

Patients seen in 24 months	Total	Change since previous quarter
Quarter ending September 2017	3,107	
Quarter ending December 2017	3,066	↓
Quarter ending March 2018	3,024	↓
Quarter ending June 2018	2,970	↓
Quarter ending September 2018	2,943	→
Variance since September 2017	(5.3%)	↓



ACTIVITY



Month	Adjusted Scheduled Activity (UDA)	
	2018	2019
April	320	290
May	1,048	816
June	1,459	1,245
July	2,207	1,872
August	2,701	2,655
September	3,464	3,303
October	4,119	
November	4,808	
December	5,374	
January	5,926	
February	6,627	
March	7,214	
April	7,518	
May	7,518	
June	7,518	

QUALITY

	Quantity	Base Number	Contract	AT	Region	England
% of FP17s for the same patient ID Re-attending within 3 months - Children	82	966	8.5%	11.4%	12.2%	11.6%
% of FP17s for the same patient ID Re-attending within 3 months - Adults	165	1,297	12.7%	14.7%	15.8%	15.5%
% of FP17s for the same patient ID Re-attending between 3 & 9 months - Children	627	966	64.9%	54.5%	60.3%	58.8%
% of FP17s for the same patient ID Re-attending between 3 & 9 months - Adults	843	1,297	65.0%	50.5%	53.5%	51.1%
% of FP17s for Band 1 Urgent Courses	103	2,092	4.9%	8.8%	9.1%	9.0%
% of FP17s Relating to Free Repair or Replacements	8	2,092	0.4%	1.2%	1.0%	0.8%
% of FP17s Relating to Continuations	51	2,092	2.4%	1.3%	1.0%	0.9%
% of Patients satisfied with the dentistry they have received	3	4	N/A	93.5%	93.6%	93.3%
% of Patients satisfied with the time they had to wait for an appointment	4	4	N/A	90.3%	89.8%	88.9%

* This is based on patients treated on this contract for their most recent course of treatment. Figures in italics indicate the base number of FP17s or Patient Questionnaire responses are less than 100. N/A is shown where the base number of responses is less than 10 during the period. % is calculated as Quantity/Base number*100

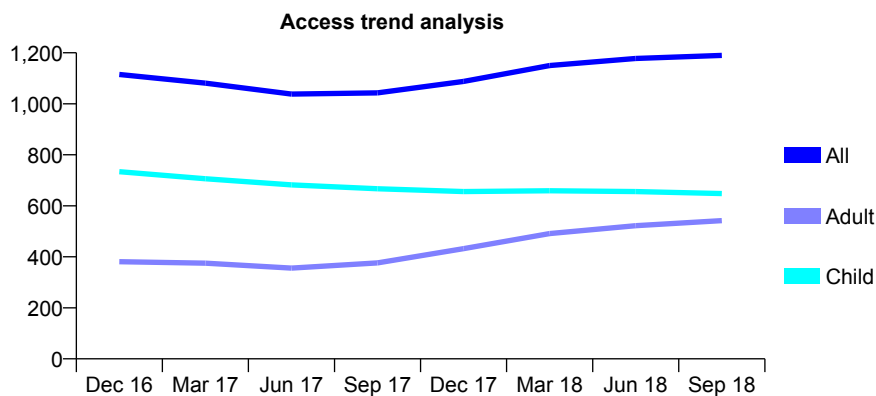
Q45 - Vital Signs At a Glance Contract Report for 911852/0001 - September 2018

Name or company name	MR JC BENNETT
Contract type name	GDS Contract
Purpose of contract	General
Contract start date	01/12/2014
Contract end date	

18/19 Contracted general activity (UDA)	3,071
Carry forward general activity (UDA)	0
18/19 Contracted orthodontic activity (UOA)	0
Carry forward orthodontic activity (UOA)	0
Baseline contract value	£65,700.54

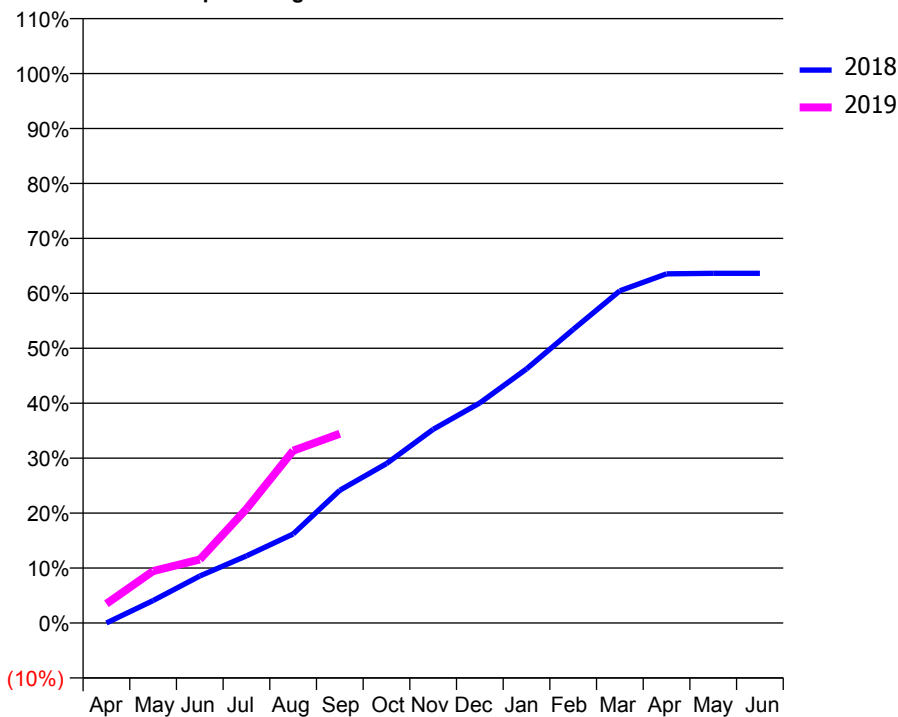
ACCESS*

Patients seen in 24 months	Total	Change since previous quarter
Quarter ending September 2017	1,043	
Quarter ending December 2017	1,088	↑
Quarter ending March 2018	1,150	↑
Quarter ending June 2018	1,178	↑
Quarter ending September 2018	1,190	→
Variance since September 2017	14.1%	↑



ACTIVITY

Cumulative percentage of contracted UDA delivered 2018 & 2019



Adjusted Scheduled Activity (UDA)

Month	2018	2019
April	0	108
May	125	290
June	263	355
July	375	638
August	497	963
September	742	1,058
October	891	
November	1,082	
December	1,230	
January	1,420	
February	1,641	
March	1,857	
April	1,952	
May	1,955	
June	1,955	

QUALITY

	Quantity	Base Number	Contract	AT	Region	England
% of FP17s for the same patient ID Re-attending within 3 months - Children	21	473	4.4%	11.4%	12.2%	11.6%
% of FP17s for the same patient ID Re-attending within 3 months - Adults	26	323	8.0%	14.7%	15.8%	15.5%
% of FP17s for the same patient ID Re-attending between 3 & 9 months - Children	284	473	60.0%	54.5%	60.3%	58.8%
% of FP17s for the same patient ID Re-attending between 3 & 9 months - Adults	141	323	43.7%	50.5%	53.5%	51.1%
% of FP17s for Band 1 Urgent Courses	30	733	4.1%	8.8%	9.1%	9.0%
% of FP17s Relating to Free Repair or Replacements	2	733	0.3%	1.2%	1.0%	0.8%
% of FP17s Relating to Continuations	1	733	0.1%	1.3%	1.0%	0.9%
% of Patients satisfied with the dentistry they have received	1	1	N/A	93.5%	93.6%	93.3%
% of Patients satisfied with the time they had to wait for an appointment	1	1	N/A	90.3%	89.8%	88.9%

* This is based on patients treated on this contract for their most recent course of treatment. Figures in italics indicate the base number of FP17s or Patient Questionnaire responses are less than 100. N/A is shown where the base number of responses is less than 10 during the period. % is calculated as Quantity/Base number*100

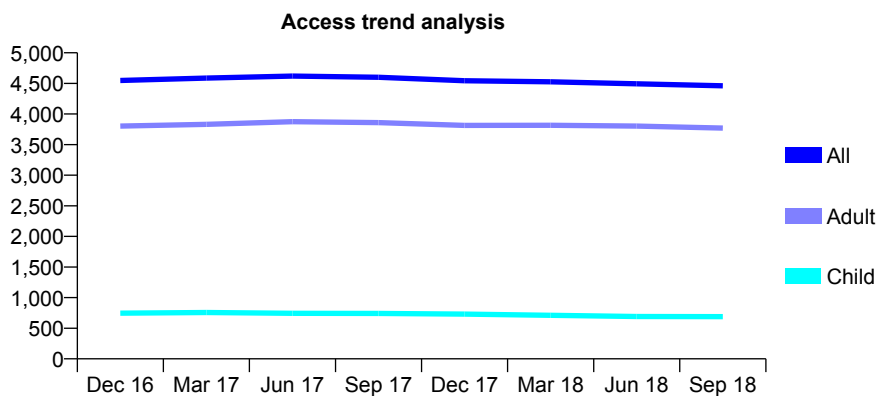
Q45 - Vital Signs At a Glance Contract Report for 918873/0001 - September 2018

Name or company name	MR A MILNES
Contract type name	GDS Contract
Purpose of contract	General
Contract start date	10/08/2012
Contract end date	

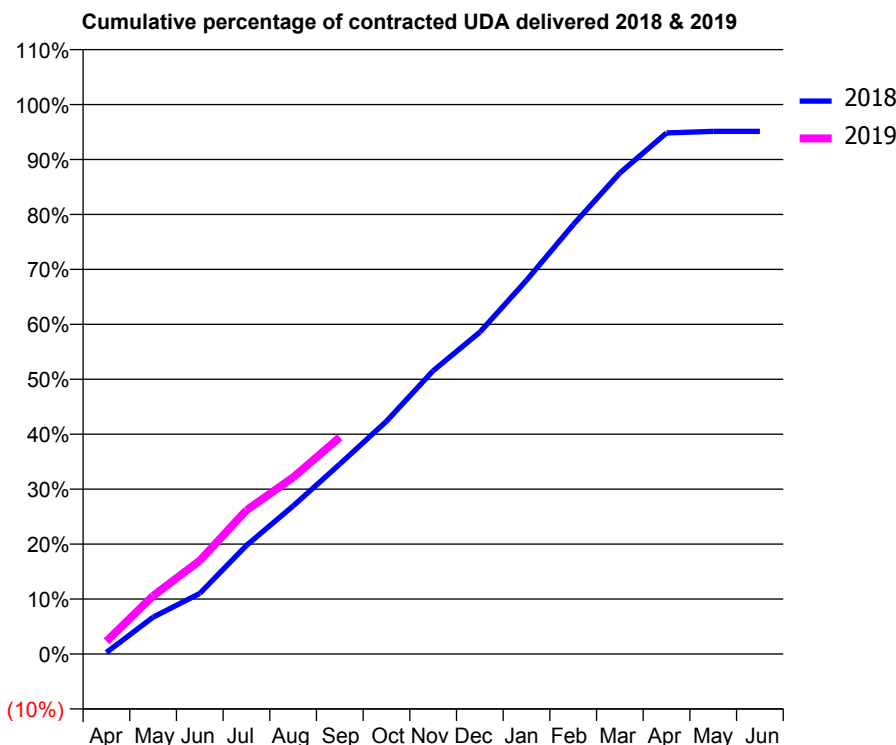
18/19 Contracted general activity (UDA)	11,709
Carry forward general activity (UDA)	0
18/19 Contracted orthodontic activity (UOA)	0
Carry forward orthodontic activity (UOA)	0
Baseline contract value	£339,514.09

ACCESS*

Patients seen in 24 months	Total	Change since previous quarter
Quarter ending September 2017	4,601	
Quarter ending December 2017	4,543	↓
Quarter ending March 2018	4,527	→
Quarter ending June 2018	4,494	→
Quarter ending September 2018	4,460	→
Variance since September 2017	(3.1%)	↓



ACTIVITY



Month	Adjusted Scheduled Activity (UDA)	
	2018	2019
April	31	270
May	785	1,241
June	1,292	1,991
July	2,315	3,064
August	3,157	3,765
September	4,046	4,619
October	4,960	
November	6,035	
December	6,858	
January	7,962	
February	9,148	
March	10,250	
April	11,103	
May	11,137	
June	11,137	

QUALITY

	Quantity	Base Number	Contract	AT	Region	England
% of FP17s for the same patient ID Re-attending within 3 months - Children	47	587	8.0%	11.4%	12.2%	11.6%
% of FP17s for the same patient ID Re-attending within 3 months - Adults	425	2,738	15.5%	14.7%	15.8%	15.5%
% of FP17s for the same patient ID Re-attending between 3 & 9 months - Children	402	587	68.5%	54.5%	60.3%	58.8%
% of FP17s for the same patient ID Re-attending between 3 & 9 months - Adults	1,696	2,738	61.9%	50.5%	53.5%	51.1%
% of FP17s for Band 1 Urgent Courses	196	2,879	6.8%	8.8%	9.1%	9.0%
% of FP17s Relating to Free Repair or Replacements	47	2,879	1.6%	1.2%	1.0%	0.8%
% of FP17s Relating to Continuations	39	2,879	1.4%	1.3%	1.0%	0.9%
% of Patients satisfied with the dentistry they have received	18	18	100.0%	93.5%	93.6%	93.3%
% of Patients satisfied with the time they had to wait for an appointment	18	18	100.0%	90.3%	89.8%	88.9%

* This is based on patients treated on this contract for their most recent course of treatment. Figures in italics indicate the base number of FP17s or Patient Questionnaire responses are less than 100. N/A is shown where the base number of responses is less than 10 during the period. % is calculated as Quantity/Base number*100

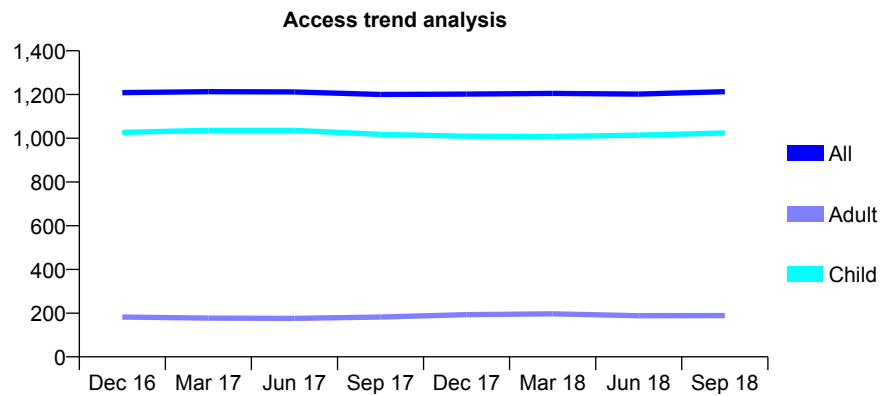
Q45 - Vital Signs At a Glance Contract Report for 919047/0001 - September 2018

Name or company name	MR TR LEWIS
Contract type name	GDS Contract
Purpose of contract	General and Orthodontic
Contract start date	01/04/2006
Contract end date	

18/19 Contracted general activity (UDA)	4,075
Carry forward general activity (UDA)	0
18/19 Contracted orthodontic activity (UOA)	400
Carry forward orthodontic activity (UOA)	0
Baseline contract value	£97,001.91

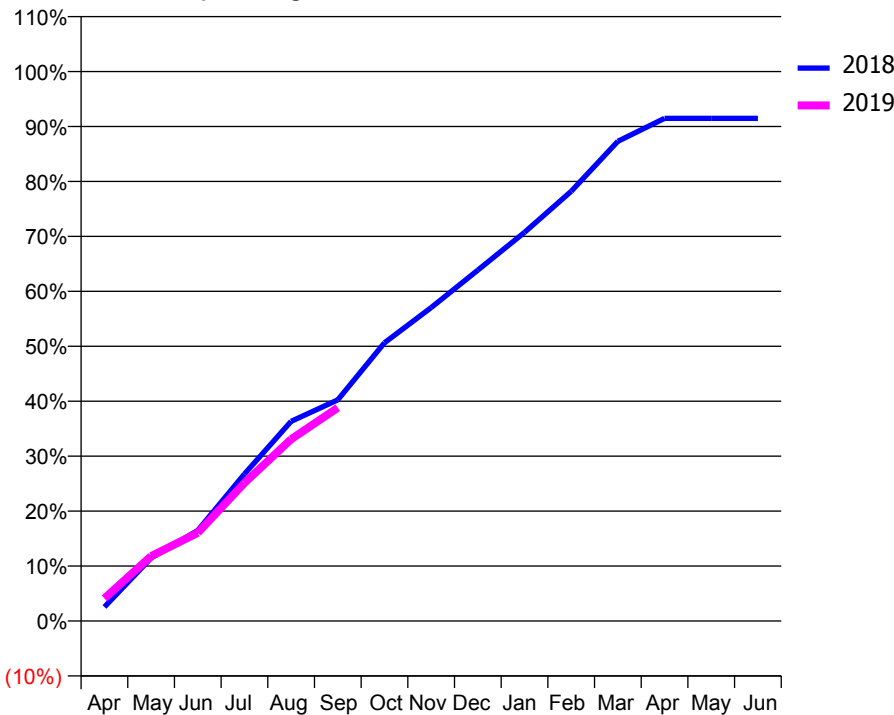
ACCESS*

Patients seen in 24 months	Total	Change since previous quarter
Quarter ending September 2017	1,200	
Quarter ending December 2017	1,202	→
Quarter ending March 2018	1,205	→
Quarter ending June 2018	1,202	→
Quarter ending September 2018	1,213	→
Variance since September 2017	1.1%	→



ACTIVITY

Cumulative percentage of contracted UDA delivered 2018 & 2019



Adjusted Scheduled Activity (UDA)		
Month	2018	2019
April	104	167
May	467	481
June	672	654
July	1,091	1,024
August	1,481	1,348
September	1,640	1,582
October	2,063	
November	2,325	
December	2,602	
January	2,882	
February	3,186	
March	3,557	
April	3,728	
May	3,728	
June	3,728	

QUALITY

	Quantity	Base Number	Contract	AT	Region	England
% of FP17s for the same patient ID Re-attending within 3 months - Children	123	907	13.6%	11.4%	12.2%	11.6%
% of FP17s for the same patient ID Re-attending within 3 months - Adults	3	55	5.5%	14.7%	15.8%	15.5%
% of FP17s for the same patient ID Re-attending between 3 & 9 months - Children	568	907	62.6%	54.5%	60.3%	58.8%
% of FP17s for the same patient ID Re-attending between 3 & 9 months - Adults	26	55	47.3%	50.5%	53.5%	51.1%
% of FP17s for Band 1 Urgent Courses	104	874	11.9%	8.8%	9.1%	9.0%
% of FP17s Relating to Free Repair or Replacements	0	874	0.0%	1.2%	1.0%	0.8%
% of FP17s Relating to Continuations	8	874	0.9%	1.3%	1.0%	0.9%
% of Patients satisfied with the dentistry they have received	0	0	N/A	93.5%	93.6%	93.3%
% of Patients satisfied with the time they had to wait for an appointment	0	0	N/A	90.3%	89.8%	88.9%

* This is based on patients treated on this contract for their most recent course of treatment. Figures in italics indicate the base number of FP17s or Patient Questionnaire responses are less than 100. N/A is shown where the base number of responses is less than 10 during the period. % is calculated as Quantity/Base number*100

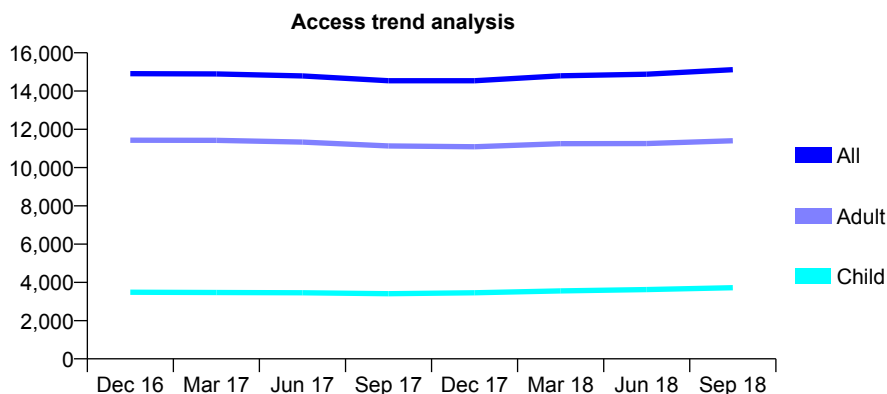
Q45 - Vital Signs At a Glance Contract Report for 921890/0001 - September 2018

Name or company name	MR DC DANIELS
Contract type name	GDS Contract
Purpose of contract	General
Contract start date	01/04/2006
Contract end date	

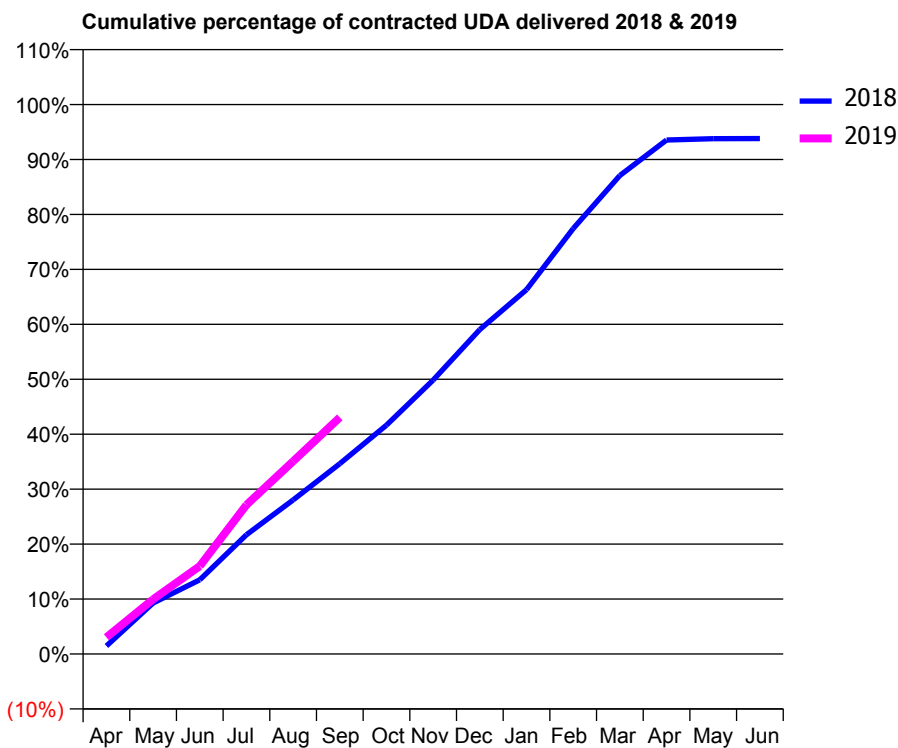
18/19 Contracted general activity (UDA)	47,398
Carry forward general activity (UDA)	0
18/19 Contracted orthodontic activity (UOA)	0
Carry forward orthodontic activity (UOA)	0
Baseline contract value	£1,305,047.18

ACCESS*

Patients seen in 24 months	Total	Change since previous quarter
Quarter ending September 2017	14,540	
Quarter ending December 2017	14,538	→
Quarter ending March 2018	14,796	→
Quarter ending June 2018	14,879	→
Quarter ending September 2018	15,119	→
Variance since September 2017	4.0%	↑



ACTIVITY



Month	2018	2019
April	701	1,443
May	4,394	4,726
June	6,396	7,580
July	10,288	12,862
August	13,294	16,622
September	16,415	20,406
October	19,746	
November	23,631	
December	27,989	
January	31,429	
February	36,698	
March	41,275	
April	44,337	
May	44,454	
June	44,456	

QUALITY

	Quantity	Base Number	Contract	AT	Region	England
% of FP17s for the same patient ID Re-attending within 3 months - Children	287	2,925	9.8%	11.4%	12.2%	11.6%
% of FP17s for the same patient ID Re-attending within 3 months - Adults	1,429	8,601	16.6%	14.7%	15.8%	15.5%
% of FP17s for the same patient ID Re-attending between 3 & 9 months - Children	1,542	2,925	52.7%	54.5%	60.3%	58.8%
% of FP17s for the same patient ID Re-attending between 3 & 9 months - Adults	4,824	8,601	56.1%	50.5%	53.5%	51.1%
% of FP17s for Band 1 Urgent Courses	1,398	9,942	14.1%	8.8%	9.1%	9.0%
% of FP17s Relating to Free Repair or Replacements	114	9,942	1.1%	1.2%	1.0%	0.8%
% of FP17s Relating to Continuations	111	9,942	1.1%	1.3%	1.0%	0.9%
% of Patients satisfied with the dentistry they have received	16	16	100.0%	93.5%	93.6%	93.3%
% of Patients satisfied with the time they had to wait for an appointment	16	16	100.0%	90.3%	89.8%	88.9%

* This is based on patients treated on this contract for their most recent course of treatment. Figures in italics indicate the base number of FP17s or Patient Questionnaire responses are less than 100. N/A is shown where the base number of responses is less than 10 during the period. % is calculated as Quantity/Base number*100

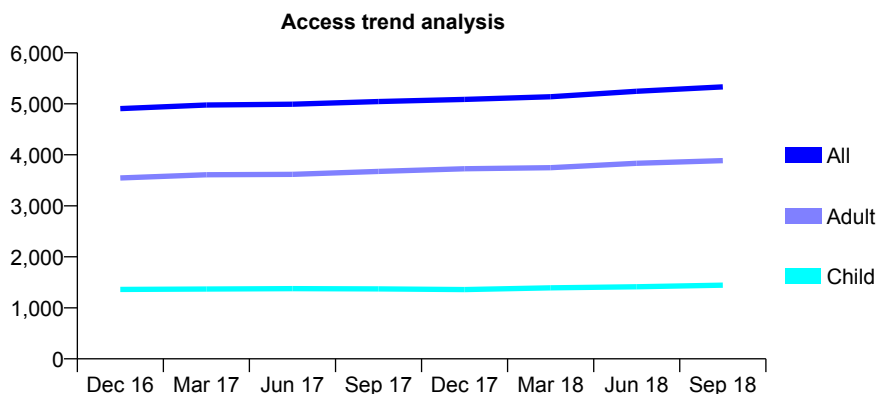
Q45 - Vital Signs At a Glance Contract Report for 930121/0001 - September 2018

Name or company name	MR MA SIDDIQUI
Contract type name	GDS Contract
Purpose of contract	General
Contract start date	08/11/2012
Contract end date	

18/19 Contracted general activity (UDA)	17,392
Carry forward general activity (UDA)	0
18/19 Contracted orthodontic activity (UOA)	0
Carry forward orthodontic activity (UOA)	0
Baseline contract value	£430,508.59

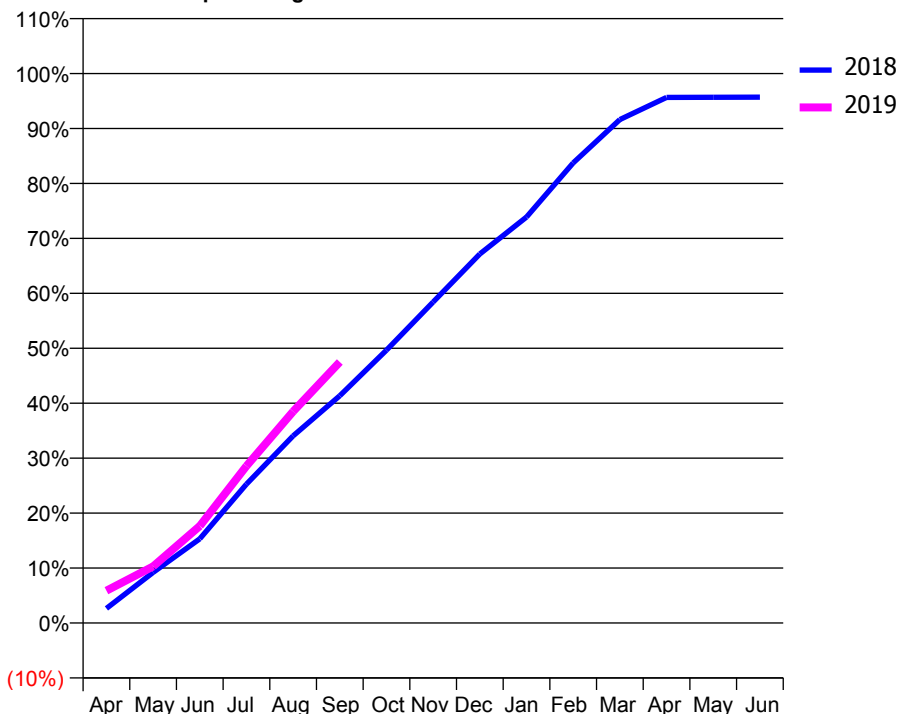
ACCESS*

Patients seen in 24 months	Total	Change since previous quarter
Quarter ending September 2017	5,045	
Quarter ending December 2017	5,087	→
Quarter ending March 2018	5,139	→
Quarter ending June 2018	5,246	↑
Quarter ending September 2018	5,332	→
Variance since September 2017	5.7%	↑



ACTIVITY

Cumulative percentage of contracted UDA delivered 2018 & 2019



Month	Adjusted Scheduled Activity (UDA)	
	2018	2019
April	464	1,025
May	1,601	1,790
June	2,664	3,069
July	4,396	4,970
August	5,923	6,694
September	7,192	8,262
October	8,636	
November	10,159	
December	11,678	
January	12,850	
February	14,562	
March	15,933	
April	16,634	
May	16,640	
June	16,644	

QUALITY

	Quantity	Base Number	Contract	AT	Region	England
% of FP17s for the same patient ID Re-attending within 3 months - Children	75	1,117	6.7%	11.4%	12.2%	11.6%
% of FP17s for the same patient ID Re-attending within 3 months - Adults	465	2,904	16.0%	14.7%	15.8%	15.5%
% of FP17s for the same patient ID Re-attending between 3 & 9 months - Children	652	1,117	58.4%	54.5%	60.3%	58.8%
% of FP17s for the same patient ID Re-attending between 3 & 9 months - Adults	1,515	2,904	52.2%	50.5%	53.5%	51.1%
% of FP17s for Band 1 Urgent Courses	316	3,298	9.6%	8.8%	9.1%	9.0%
% of FP17s Relating to Free Repair or Replacements	26	3,298	0.8%	1.2%	1.0%	0.8%
% of FP17s Relating to Continuations	22	3,298	0.7%	1.3%	1.0%	0.9%
% of Patients satisfied with the dentistry they have received	5	5	N/A	93.5%	93.6%	93.3%
% of Patients satisfied with the time they had to wait for an appointment	5	5	N/A	90.3%	89.8%	88.9%

* This is based on patients treated on this contract for their most recent course of treatment. Figures in italics indicate the base number of FP17s or Patient Questionnaire responses are less than 100. N/A is shown where the base number of responses is less than 10 during the period. % is calculated as Quantity/Base number*100

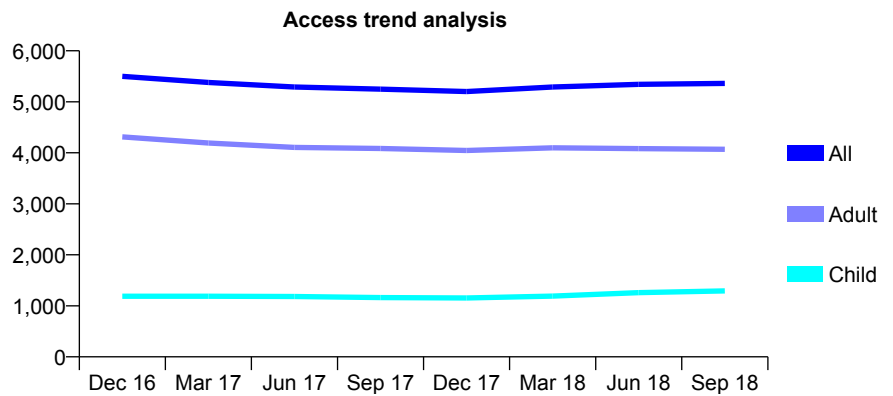
Q45 - Vital Signs At a Glance Contract Report for 984418/0001 - September 2018

Name or company name	MR A NAYYAR
Contract type name	GDS Contract
Purpose of contract	General and Orthodontic
Contract start date	05/01/2015
Contract end date	

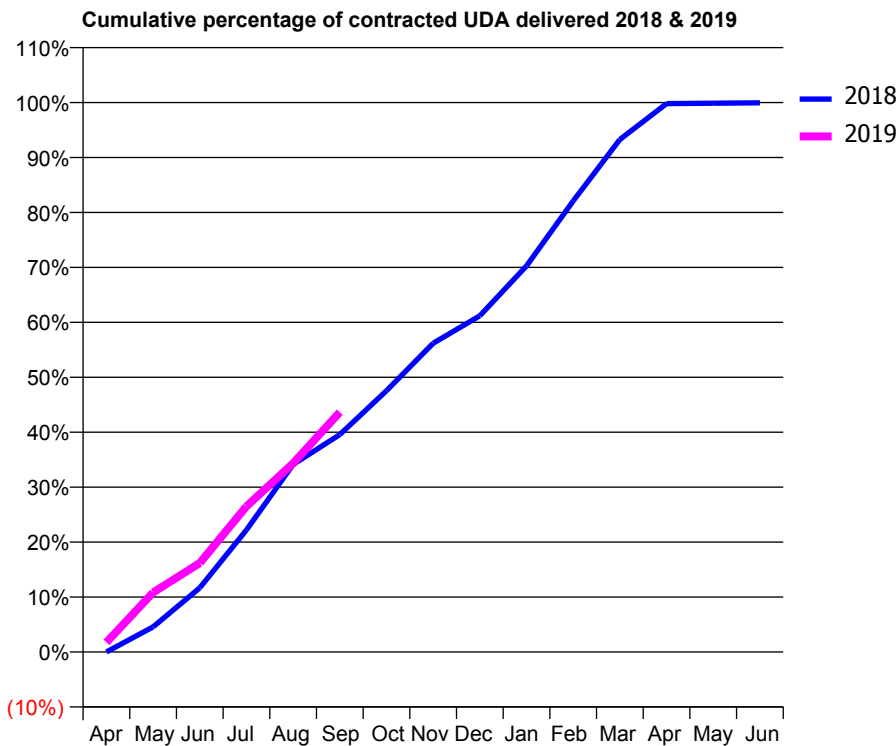
18/19 Contracted general activity (UDA)	11,406
Carry forward general activity (UDA)	-186
18/19 Contracted orthodontic activity (UOA)	25
Carry forward orthodontic activity (UOA)	0
Baseline contract value	£369,884.04

ACCESS*

Patients seen in 24 months	Total	Change since previous quarter
Quarter ending September 2017	5,249	
Quarter ending December 2017	5,202	→
Quarter ending March 2018	5,291	→
Quarter ending June 2018	5,343	→
Quarter ending September 2018	5,362	→
Variance since September 2017	2.2%	↑



ACTIVITY



Month	Adjusted Scheduled Activity (UDA)	
	2018	2019
April	0	200
May	521	1,236
June	1,333	1,848
July	2,534	3,025
August	3,894	3,919
September	4,512	4,979
October	5,425	
November	6,408	
December	6,979	
January	8,014	
February	9,361	
March	10,639	
April	11,383	
May	11,392	
June	11,400	

QUALITY

	Quantity	Base Number	Contract	AT	Region	England
% of FP17s for the same patient ID Re-attending within 3 months - Children	57	1,083	5.3%	11.4%	12.2%	11.6%
% of FP17s for the same patient ID Re-attending within 3 months - Adults	263	2,719	9.7%	14.7%	15.8%	15.5%
% of FP17s for the same patient ID Re-attending between 3 & 9 months - Children	710	1,083	65.6%	54.5%	60.3%	58.8%
% of FP17s for the same patient ID Re-attending between 3 & 9 months - Adults	1,252	2,719	46.0%	50.5%	53.5%	51.1%
% of FP17s for Band 1 Urgent Courses	91	3,034	3.0%	8.8%	9.1%	9.0%
% of FP17s Relating to Free Repair or Replacements	49	3,034	1.6%	1.2%	1.0%	0.8%
% of FP17s Relating to Continuations	22	3,034	0.7%	1.3%	1.0%	0.9%
% of Patients satisfied with the dentistry they have received	7	8	N/A	93.5%	93.6%	93.3%
% of Patients satisfied with the time they had to wait for an appointment	7	8	N/A	90.3%	89.8%	88.9%

* This is based on patients treated on this contract for their most recent course of treatment. Figures in italics indicate the base number of FP17s or Patient Questionnaire responses are less than 100. N/A is shown where the base number of responses is less than 10 during the period. % is calculated as Quantity/Base number*100

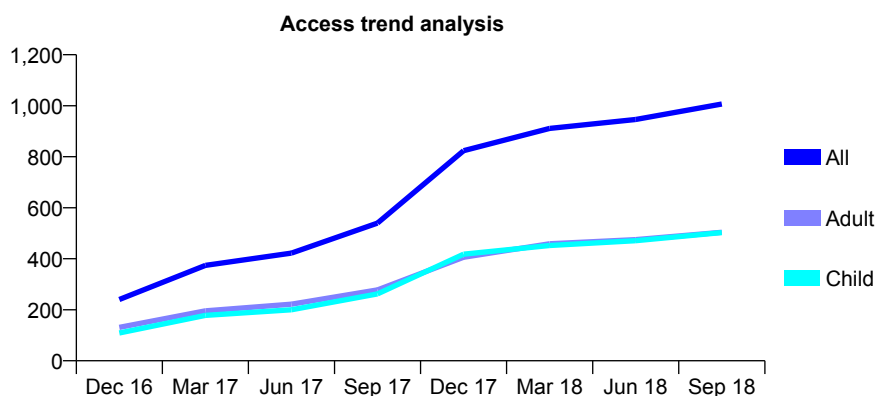
Q46 - Vital Signs At a Glance Contract Report for 100067/0000 - September 2018

Name or company name	ALWHCT
Contract type name	PDS Contract
Purpose of contract	General
Contract start date	01/04/2016
Contract end date	30/09/2019

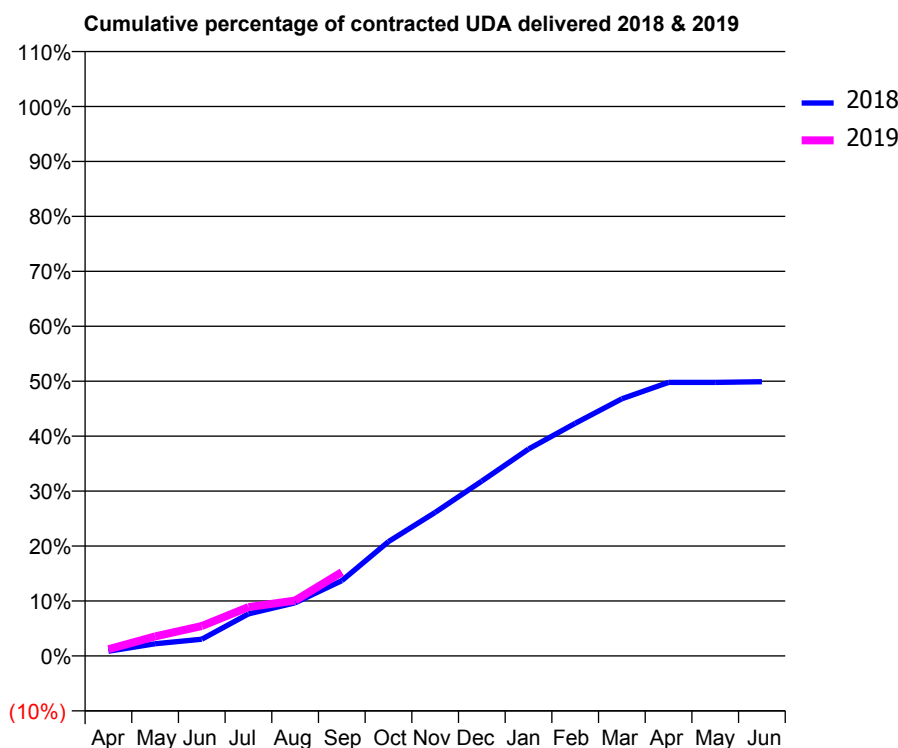
18/19 Contracted general activity (UDA)	3,900
Carry forward general activity (UDA)	0
18/19 Contracted orthodontic activity (UOA)	0
Carry forward orthodontic activity (UOA)	0
Baseline contract value	£0.00

ACCESS*

Patients seen in 24 months	Total	Change since previous quarter
Quarter ending September 2017	540	
Quarter ending December 2017	824	↑
Quarter ending March 2018	911	↑
Quarter ending June 2018	946	↑
Quarter ending September 2018	1,007	↑
Variance since September 2017	86.5%	↑



ACTIVITY



Month	Adjusted Scheduled Activity (UDA)	
	2018	2019
April	34	48
May	86	138
June	119	213
July	298	347
August	377	393
September	534	595
October	811	
November	1,019	
December	1,241	
January	1,469	
February	1,651	
March	1,826	
April	1,942	
May	1,942	
June	1,946	

QUALITY

	Quantity	Base Number	Contract	AT	Region	England
% of FP17s for the same patient ID Re-attending within 3 months - Children	6	250	2.4%	12.0%	12.2%	11.6%
% of FP17s for the same patient ID Re-attending within 3 months - Adults	15	232	6.5%	16.0%	15.8%	15.5%
% of FP17s for the same patient ID Re-attending between 3 & 9 months - Children	34	250	13.6%	58.2%	60.3%	58.8%
% of FP17s for the same patient ID Re-attending between 3 & 9 months - Adults	90	232	38.8%	51.6%	53.5%	51.1%
% of FP17s for Band 1 Urgent Courses	14	404	3.5%	10.1%	9.1%	9.0%
% of FP17s Relating to Free Repair or Replacements	0	404	0.0%	0.8%	1.0%	0.8%
% of FP17s Relating to Continuations	0	404	0.0%	0.9%	1.0%	0.9%
% of Patients satisfied with the dentistry they have received	0	0	N/A	94.9%	93.6%	93.3%
% of Patients satisfied with the time they had to wait for an appointment	0	0	N/A	89.4%	89.8%	88.9%

* This is based on patients treated on this contract for their most recent course of treatment. Figures in italics indicate the base number of FP17s or Patient Questionnaire responses are less than 100. N/A is shown where the base number of responses is less than 10 during the period. % is calculated as Quantity/Base number*100

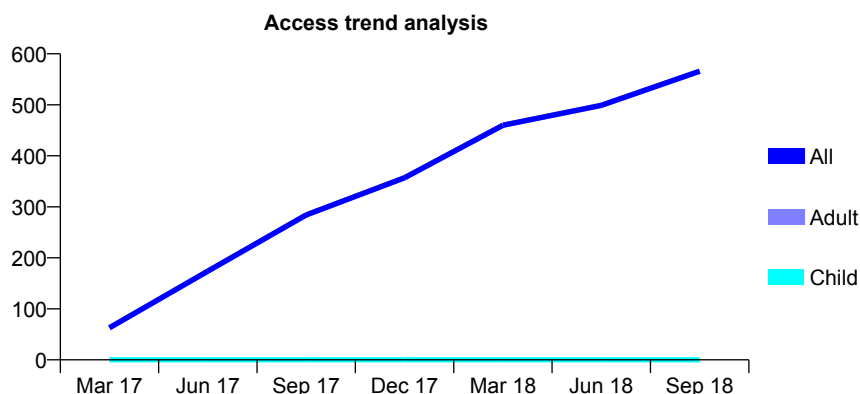
Q46 - Vital Signs At a Glance Contract Report for 100068/0000 - September 2018

Name or company name	ALWHCT
Contract type name	PDS Contract
Purpose of contract	General
Contract start date	01/04/2015
Contract end date	31/03/2020

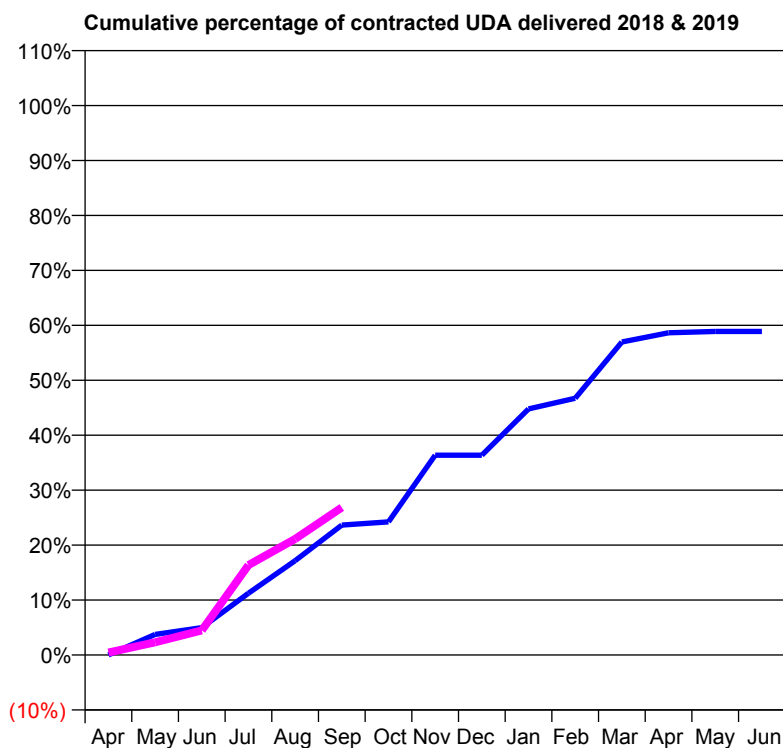
18/19 Contracted general activity (UDA)	2,070
Carry forward general activity (UDA)	0
18/19 Contracted orthodontic activity (UOA)	0
Carry forward orthodontic activity (UOA)	0
Baseline contract value	£0.00

ACCESS*

Patients seen in 24 months	Total	Change since previous quarter
Quarter ending September 2017	284	
Quarter ending December 2017	357	↑
Quarter ending March 2018	460	↑
Quarter ending June 2018	499	↑
Quarter ending September 2018	566	↑
Variance since September 2017	99.3%	↑



ACTIVITY



Month	Adjusted Scheduled Activity (UDA)	
	2018	2019
April	0	9
May	78	48
June	103	93
July	233	339
August	355	437
September	489	556
October	502	
November	753	
December	753	
January	927	
February	967	
March	1,179	
April	1,214	
May	1,219	
June	1,219	

QUALITY

	Quantity	Base Number	Contract	AT	Region	England
% of FP17s for the same patient ID Re-attending within 3 months - Children	0	0	N/A	12.0%	12.2%	11.6%
% of FP17s for the same patient ID Re-attending within 3 months - Adults	65	262	24.8%	16.0%	15.8%	15.5%
% of FP17s for the same patient ID Re-attending between 3 & 9 months - Children	0	0	N/A	58.2%	60.3%	58.8%
% of FP17s for the same patient ID Re-attending between 3 & 9 months - Adults	15	262	5.7%	51.6%	53.5%	51.1%
% of FP17s for Band 1 Urgent Courses	81	242	33.5%	10.1%	9.1%	9.0%
% of FP17s Relating to Free Repair or Replacements	0	242	0.0%	0.8%	1.0%	0.8%
% of FP17s Relating to Continuations	0	242	0.0%	0.9%	1.0%	0.9%
% of Patients satisfied with the dentistry they have received	0	0	N/A	94.9%	93.6%	93.3%
% of Patients satisfied with the time they had to wait for an appointment	0	0	N/A	89.4%	89.8%	88.9%

* This is based on patients treated on this contract for their most recent course of treatment. Figures in italics indicate the base number of FP17s or Patient Questionnaire responses are less than 100. N/A is shown where the base number of responses is less than 10 during the period. % is calculated as Quantity/Base number*100

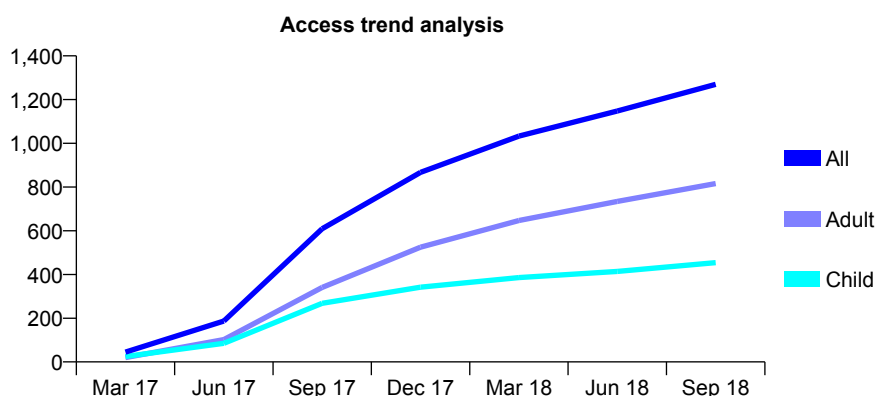
Q46 - Vital Signs At a Glance Contract Report for 100069/0000 - September 2018

Name or company name	ALWHCT
Contract type name	PDS Contract
Purpose of contract	General
Contract start date	01/04/2016
Contract end date	30/09/2019

18/19 Contracted general activity (UDA)	7,000
Carry forward general activity (UDA)	0
18/19 Contracted orthodontic activity (UOA)	0
Carry forward orthodontic activity (UOA)	0
Baseline contract value	£0.00

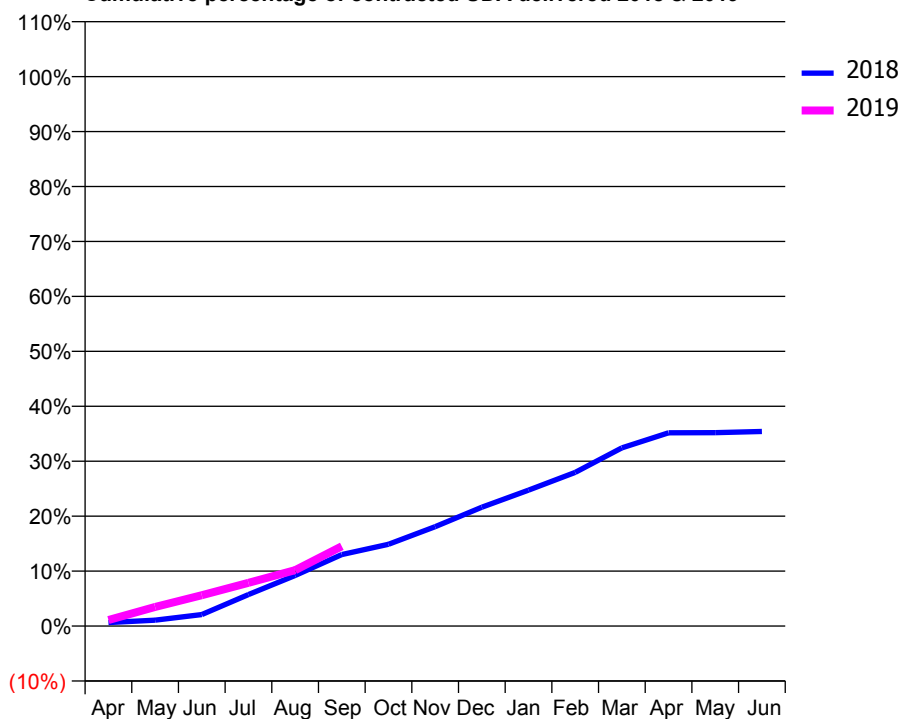
ACCESS*

Patients seen in 24 months	Total	Change since previous quarter
Quarter ending September 2017	609	
Quarter ending December 2017	867	↑
Quarter ending March 2018	1,033	↑
Quarter ending June 2018	1,148	↑
Quarter ending September 2018	1,270	↑
Variance since September 2017	108.5%	↑



ACTIVITY

Cumulative percentage of contracted UDA delivered 2018 & 2019



Month	Adjusted Scheduled Activity (UDA)	
	2018	2019
April	44	77
May	76	244
June	146	394
July	401	552
August	645	713
September	911	1,017
October	1,042	
November	1,267	
December	1,515	
January	1,733	
February	1,958	
March	2,271	
April	2,461	
May	2,464	
June	2,479	

QUALITY

	Quantity	Base Number	Contract	AT	Region	England
% of FP17s for the same patient ID Re-attending within 3 months - Children	42	381	11.0%	12.0%	12.2%	11.6%
% of FP17s for the same patient ID Re-attending within 3 months - Adults	65	447	14.5%	16.0%	15.8%	15.5%
% of FP17s for the same patient ID Re-attending between 3 & 9 months - Children	123	381	32.3%	58.2%	60.3%	58.8%
% of FP17s for the same patient ID Re-attending between 3 & 9 months - Adults	165	447	36.9%	51.6%	53.5%	51.1%
% of FP17s for Band 1 Urgent Courses	33	694	4.8%	10.1%	9.1%	9.0%
% of FP17s Relating to Free Repair or Replacements	0	694	0.0%	0.8%	1.0%	0.8%
% of FP17s Relating to Continuations	1	694	0.1%	0.9%	1.0%	0.9%
% of Patients satisfied with the dentistry they have received	1	1	N/A	94.9%	93.6%	93.3%
% of Patients satisfied with the time they had to wait for an appointment	1	1	N/A	89.4%	89.8%	88.9%

* This is based on patients treated on this contract for their most recent course of treatment. Figures in italics indicate the base number of FP17s or Patient Questionnaire responses are less than 100. N/A is shown where the base number of responses is less than 10 during the period. % is calculated as Quantity/Base number*100

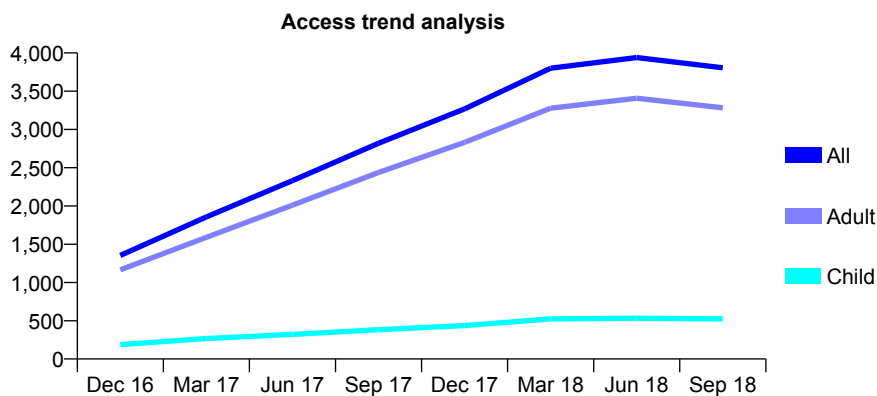
Q46 - Vital Signs At a Glance Contract Report for 100134/0000 - September 2018

Name or company name	REVIVE DENTAL CARE LIMITED
Contract type name	GDS Contract
Purpose of contract	General
Contract start date	01/04/2016
Contract end date	

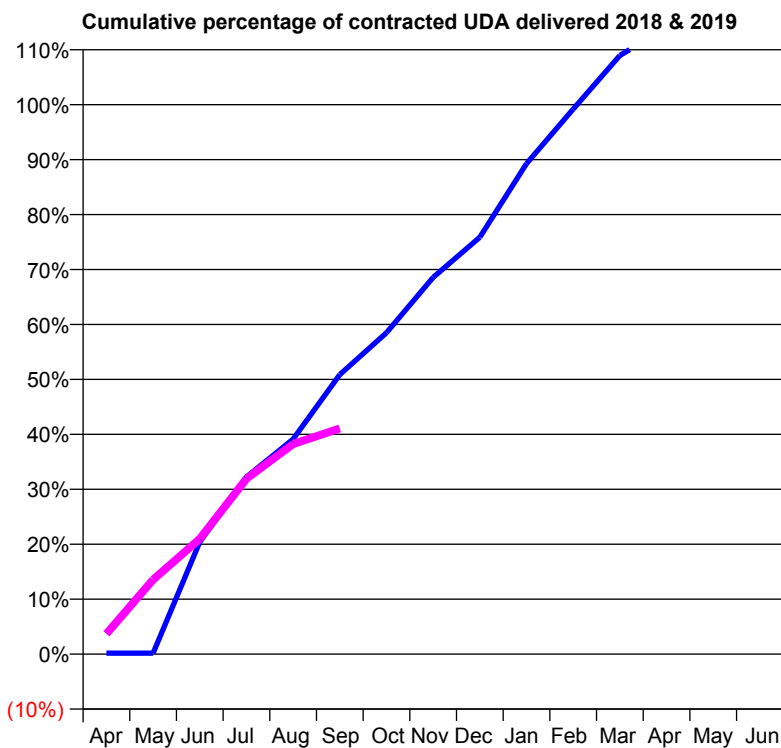
18/19 Contracted general activity (UDA)	4,591
Carry forward general activity (UDA)	0
18/19 Contracted orthodontic activity (UOA)	0
Carry forward orthodontic activity (UOA)	0
Baseline contract value	£254,619.95

ACCESS*

Patients seen in 24 months	Total	Change since previous quarter
Quarter ending September 2017	2,819	
Quarter ending December 2017	3,269	↑
Quarter ending March 2018	3,800	↑
Quarter ending June 2018	3,940	↑
Quarter ending September 2018	3,806	↓
Variance since September 2017	35.0%	↑



ACTIVITY



Month	Adjusted Scheduled Activity (UDA)	
	2018	2019
April	8	170
May	8	622
June	938	963
July	1,480	1,465
August	1,797	1,756
September	2,336	1,885
October	2,685	
November	3,148	
December	3,483	
January	4,098	
February	4,554	
March	5,002	
April	5,234	
May	5,296	
June	5,301	

QUALITY

	Quantity	Base Number	Contract	AT	Region	England
% of FP17s for the same patient ID Re-attending within 3 months - Children	11	290	3.8%	12.0%	12.2%	11.6%
% of FP17s for the same patient ID Re-attending within 3 months - Adults	70	1,472	4.8%	16.0%	15.8%	15.5%
% of FP17s for the same patient ID Re-attending between 3 & 9 months - Children	3	290	1.0%	58.2%	60.3%	58.8%
% of FP17s for the same patient ID Re-attending between 3 & 9 months - Adults	22	1,472	1.5%	51.6%	53.5%	51.1%
% of FP17s for Band 1 Urgent Courses	1,440	1,503	95.8%	10.1%	9.1%	9.0%
% of FP17s Relating to Free Repair or Replacements	2	1,503	0.1%	0.8%	1.0%	0.8%
% of FP17s Relating to Continuations	0	1,503	0.0%	0.9%	1.0%	0.9%
% of Patients satisfied with the dentistry they have received	1	1	N/A	94.9%	93.6%	93.3%
% of Patients satisfied with the time they had to wait for an appointment	0	1	N/A	89.4%	89.8%	88.9%

* This is based on patients treated on this contract for their most recent course of treatment. Figures in italics indicate the base number of FP17s or Patient Questionnaire responses are less than 100. N/A is shown where the base number of responses is less than 10 during the period. % is calculated as Quantity/Base number*100

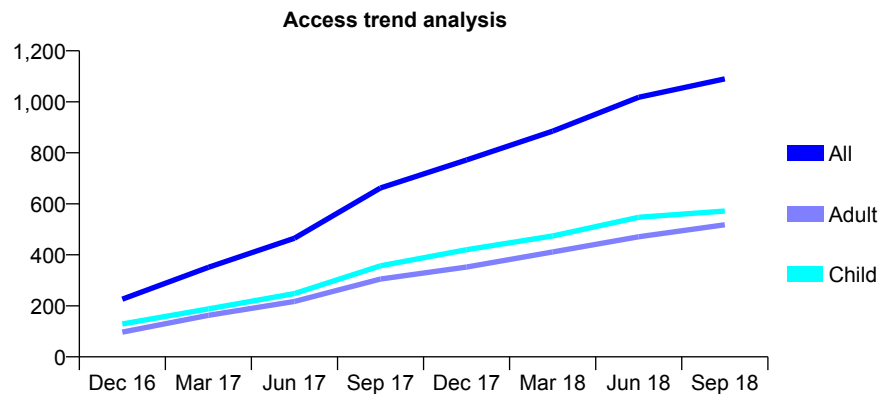
Q46 - Vital Signs At a Glance Contract Report for 100137/0000 - September 2018

Name or company name	ALWHCT
Contract type name	PDS Contract
Purpose of contract	General
Contract start date	01/04/2016
Contract end date	30/09/2019

18/19 Contracted general activity (UDA)	3,967
Carry forward general activity (UDA)	0
18/19 Contracted orthodontic activity (UOA)	0
Carry forward orthodontic activity (UOA)	0
Baseline contract value	£3.06

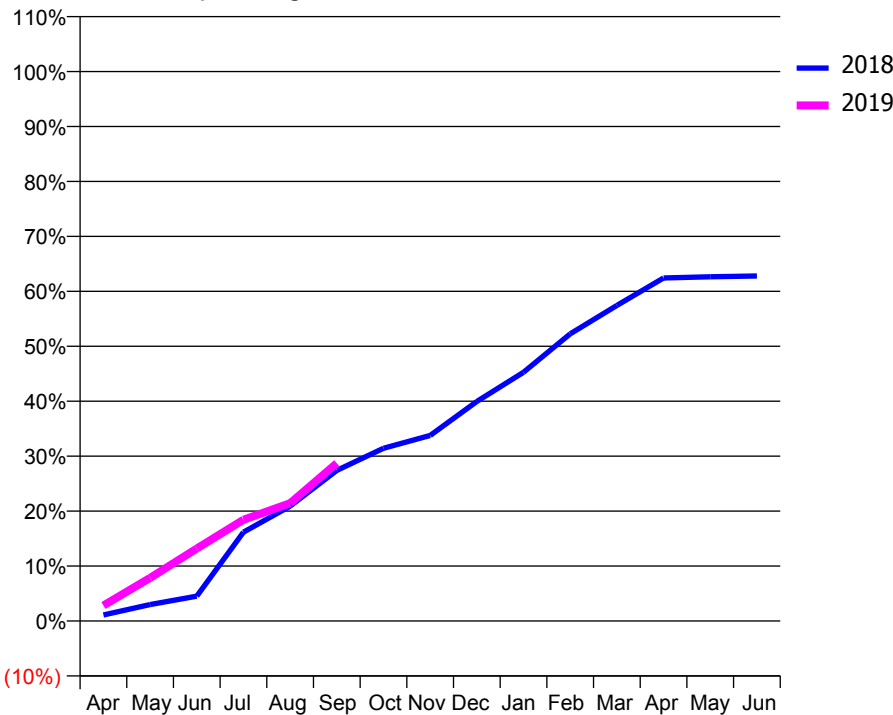
ACCESS*

Patients seen in 24 months	Total	Change since previous quarter
Quarter ending September 2017	662	
Quarter ending December 2017	772	↑
Quarter ending March 2018	885	↑
Quarter ending June 2018	1,018	↑
Quarter ending September 2018	1,090	↑
Variance since September 2017	64.7%	↑



ACTIVITY

Cumulative percentage of contracted UDA delivered 2018 & 2019



Month	Adjusted Scheduled Activity (UDA)	
	2018	2019
April	44	112
May	119	312
June	180	523
July	642	732
August	830	850
September	1,087	1,139
October	1,247	
November	1,339	
December	1,585	
January	1,796	
February	2,073	
March	2,278	
April	2,476	
May	2,485	
June	2,491	

QUALITY

	Quantity	Base Number	Contract	AT	Region	England
% of FP17s for the same patient ID Re-attending within 3 months - Children	45	488	9.2%	12.0%	12.2%	11.6%
% of FP17s for the same patient ID Re-attending within 3 months - Adults	29	297	9.8%	16.0%	15.8%	15.5%
% of FP17s for the same patient ID Re-attending between 3 & 9 months - Children	126	488	25.8%	58.2%	60.3%	58.8%
% of FP17s for the same patient ID Re-attending between 3 & 9 months - Adults	114	297	38.4%	51.6%	53.5%	51.1%
% of FP17s for Band 1 Urgent Courses	31	650	4.8%	10.1%	9.1%	9.0%
% of FP17s Relating to Free Repair or Replacements	0	650	0.0%	0.8%	1.0%	0.8%
% of FP17s Relating to Continuations	0	650	0.0%	0.9%	1.0%	0.9%
% of Patients satisfied with the dentistry they have received	0	0	N/A	94.9%	93.6%	93.3%
% of Patients satisfied with the time they had to wait for an appointment	0	0	N/A	89.4%	89.8%	88.9%

* This is based on patients treated on this contract for their most recent course of treatment. Figures in italics indicate the base number of FP17s or Patient Questionnaire responses are less than 100. N/A is shown where the base number of responses is less than 10 during the period. % is calculated as Quantity/Base number*100

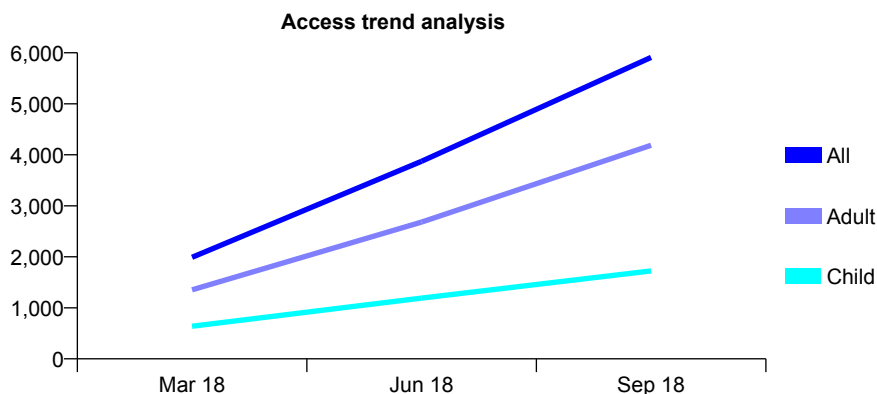
Q46 - Vital Signs At a Glance Contract Report for 100554/0000 - September 2018

Name or company name	MR RA MIZON
Contract type name	GDS Contract
Purpose of contract	General
Contract start date	01/01/2018
Contract end date	

18/19 Contracted general activity (UDA)	29,053
Carry forward general activity (UDA)	0
18/19 Contracted orthodontic activity (UOA)	0
Carry forward orthodontic activity (UOA)	0
Baseline contract value	£881,167.31

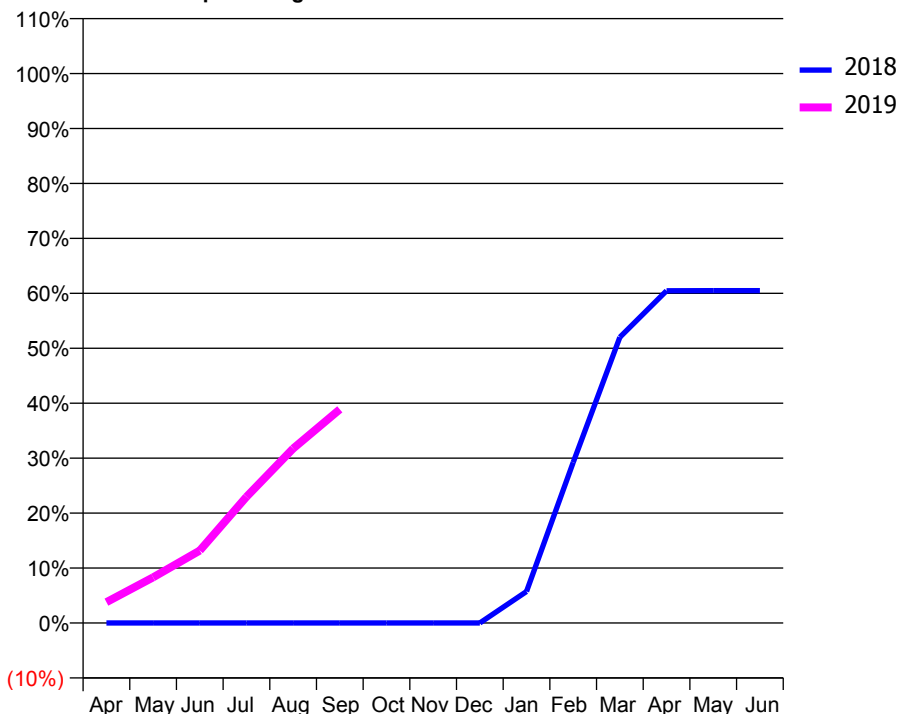
ACCESS*

Patients seen in 24 months	Total	Change since previous quarter
Quarter ending September 2017	0	
Quarter ending December 2017	0	
Quarter ending March 2018	1,991	
Quarter ending June 2018	3,873	↑
Quarter ending September 2018	5,909	↑
Variance since September 2017	N/A	



ACTIVITY

Cumulative percentage of contracted UDA delivered 2018 & 2019



Adjusted Scheduled Activity (UDA)

Month	2018	2019
April	0	1,104
May	0	2,417
June	0	3,832
July	0	6,676
August	0	9,226
September	0	11,299
October	0	
November	0	
December	0	
January	417	
February	2,124	
March	3,778	
April	4,392	
May	4,394	
June	4,394	

QUALITY

	Quantity	Base Number	Contract	AT	Region	England
% of FP17s for the same patient ID Re-attending within 3 months - Children	77	1,532	5.0%	12.0%	12.2%	11.6%
% of FP17s for the same patient ID Re-attending within 3 months - Adults	310	3,718	8.3%	16.0%	15.8%	15.5%
% of FP17s for the same patient ID Re-attending between 3 & 9 months - Children	270	1,532	17.6%	58.2%	60.3%	58.8%
% of FP17s for the same patient ID Re-attending between 3 & 9 months - Adults	431	3,718	11.6%	51.6%	53.5%	51.1%
% of FP17s for Band 1 Urgent Courses	291	4,985	5.8%	10.1%	9.1%	9.0%
% of FP17s Relating to Free Repair or Replacements	31	4,985	0.6%	0.8%	1.0%	0.8%
% of FP17s Relating to Continuations	68	4,985	1.4%	0.9%	1.0%	0.9%
% of Patients satisfied with the dentistry they have received	1	1	N/A	94.9%	93.6%	93.3%
% of Patients satisfied with the time they had to wait for an appointment	1	1	N/A	89.4%	89.8%	88.9%

* This is based on patients treated on this contract for their most recent course of treatment. Figures in italics indicate the base number of FP17s or Patient Questionnaire responses are less than 100. N/A is shown where the base number of responses is less than 10 during the period. % is calculated as Quantity/Base number*100

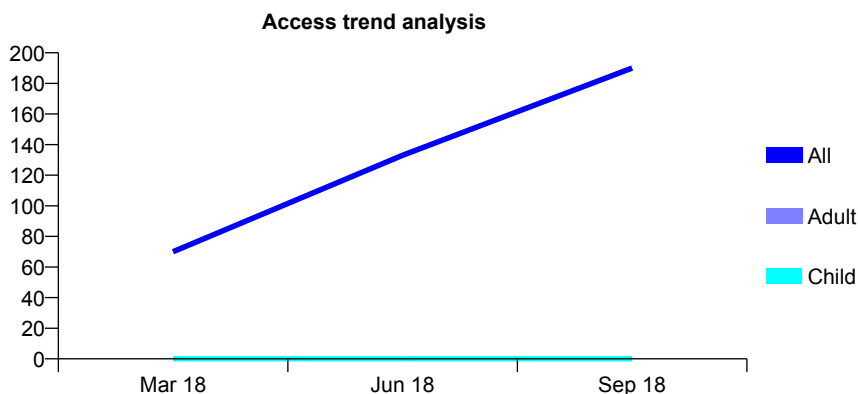
Q46 - Vital Signs At a Glance Contract Report for 100556/0000 - September 2018

Name or company name	MR RA MIZON
Contract type name	GDS Contract
Purpose of contract	General
Contract start date	01/01/2018
Contract end date	

18/19 Contracted general activity (UDA)	494
Carry forward general activity (UDA)	0
18/19 Contracted orthodontic activity (UOA)	0
Carry forward orthodontic activity (UOA)	0
Baseline contract value	£17,325.00

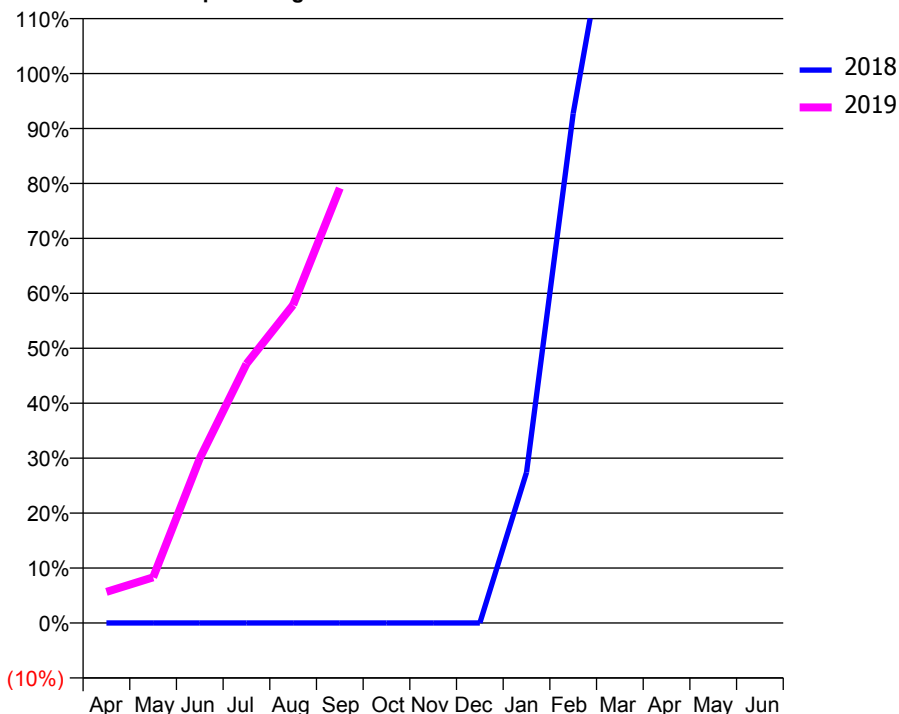
ACCESS*

Patients seen in 24 months	Total	Change since previous quarter
Quarter ending September 2017	0	
Quarter ending December 2017	0	
Quarter ending March 2018	70	
Quarter ending June 2018	133	↑
Quarter ending September 2018	190	↑
Variance since September 2017	N/A	



ACTIVITY

Cumulative percentage of contracted UDA delivered 2018 & 2019



Month	Adjusted Scheduled Activity (UDA)	
	2018	2019
April	0	28
May	0	41
June	0	148
July	0	233
August	0	286
September	0	391
October	0	
November	0	
December	0	
January	34	
February	115	
March	174	
April	201	
May	201	
June	201	

QUALITY

	Quantity	Base Number	Contract	AT	Region	England
% of FP17s for the same patient ID Re-attending within 3 months - Children	0	2	0.0%	12.0%	12.2%	11.6%
% of FP17s for the same patient ID Re-attending within 3 months - Adults	0	179	0.0%	16.0%	15.8%	15.5%
% of FP17s for the same patient ID Re-attending between 3 & 9 months - Children	0	2	0.0%	58.2%	60.3%	58.8%
% of FP17s for the same patient ID Re-attending between 3 & 9 months - Adults	0	179	0.0%	51.6%	53.5%	51.1%
% of FP17s for Band 1 Urgent Courses	0	169	0.0%	10.1%	9.1%	9.0%
% of FP17s Relating to Free Repair or Replacements	0	169	0.0%	0.8%	1.0%	0.8%
% of FP17s Relating to Continuations	0	169	0.0%	0.9%	1.0%	0.9%
% of Patients satisfied with the dentistry they have received	0	0	N/A	94.9%	93.6%	93.3%
% of Patients satisfied with the time they had to wait for an appointment	0	0	N/A	89.4%	89.8%	88.9%

* This is based on patients treated on this contract for their most recent course of treatment. Figures in italics indicate the base number of FP17s or Patient Questionnaire responses are less than 100. N/A is shown where the base number of responses is less than 10 during the period. % is calculated as Quantity/Base number*100

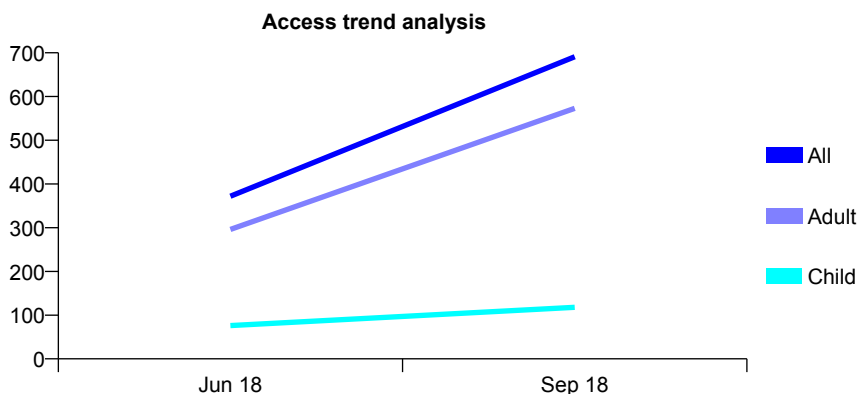
Q46 - Vital Signs At a Glance Contract Report for 100606/0000 - September 2018

Name or company name	REVIVE DENTAL CARE LIMITED
Contract type name	PDS Contract
Purpose of contract	General
Contract start date	01/04/2018
Contract end date	31/03/2021

18/19 Contracted general activity (UDA)	5,495
Carry forward general activity (UDA)	0
18/19 Contracted orthodontic activity (UOA)	0
Carry forward orthodontic activity (UOA)	0
Baseline contract value	£158,760.00

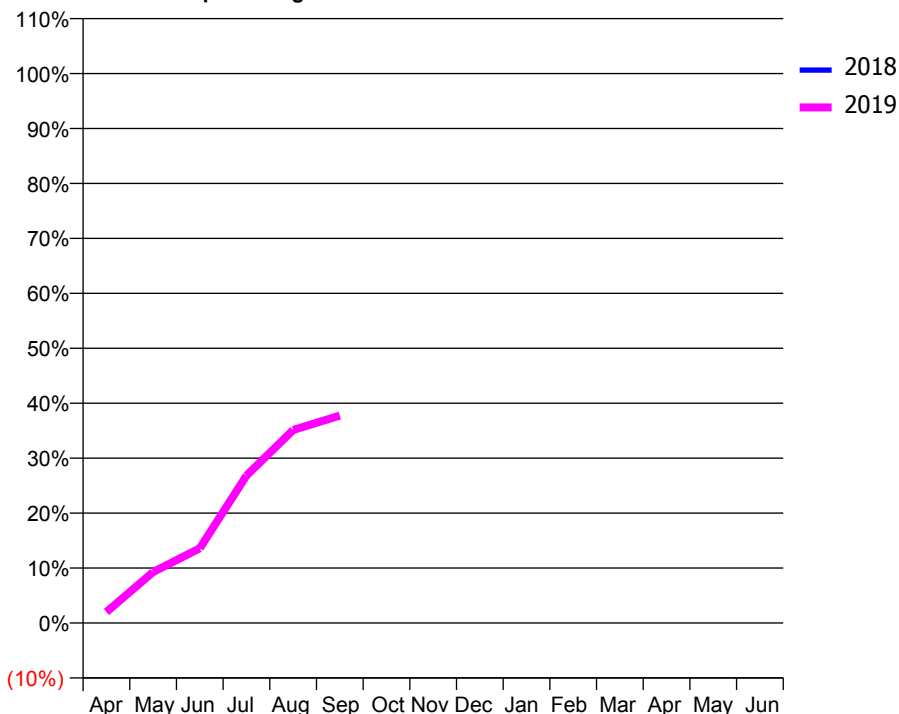
ACCESS*

Patients seen in 24 months	Total	Change since previous quarter
Quarter ending September 2017	0	
Quarter ending December 2017	0	
Quarter ending March 2018	0	
Quarter ending June 2018	372	↑
Quarter ending September 2018	691	↑
Variance since September 2017	N/A	



ACTIVITY

Cumulative percentage of contracted UDA delivered 2018 & 2019



Month	Adjusted Scheduled Activity (UDA)	
	2018	2019
April	0	111
May	0	510
June	0	748
July	0	1,475
August	0	1,930
September	0	2,075
October	0	
November	0	
December	0	
January	0	
February	0	
March	0	
April	0	
May	0	
June	0	

QUALITY

	Quantity	Base Number	Contract	AT	Region	England
% of FP17s for the same patient ID Re-attending within 3 months - Children	9	151	6.0%	12.0%	12.2%	11.6%
% of FP17s for the same patient ID Re-attending within 3 months - Adults	63	731	8.6%	16.0%	15.8%	15.5%
% of FP17s for the same patient ID Re-attending between 3 & 9 months - Children	8	151	5.3%	58.2%	60.3%	58.8%
% of FP17s for the same patient ID Re-attending between 3 & 9 months - Adults	8	731	1.1%	51.6%	53.5%	51.1%
% of FP17s for Band 1 Urgent Courses	214	882	24.3%	10.1%	9.1%	9.0%
% of FP17s Relating to Free Repair or Replacements	3	882	0.3%	0.8%	1.0%	0.8%
% of FP17s Relating to Continuations	1	882	0.1%	0.9%	1.0%	0.9%
% of Patients satisfied with the dentistry they have received	0	0	N/A	94.9%	93.6%	93.3%
% of Patients satisfied with the time they had to wait for an appointment	0	0	N/A	89.4%	89.8%	88.9%

* This is based on patients treated on this contract for their most recent course of treatment. Figures in italics indicate the base number of FP17s or Patient Questionnaire responses are less than 100. N/A is shown where the base number of responses is less than 10 during the period. % is calculated as Quantity/Base number*100

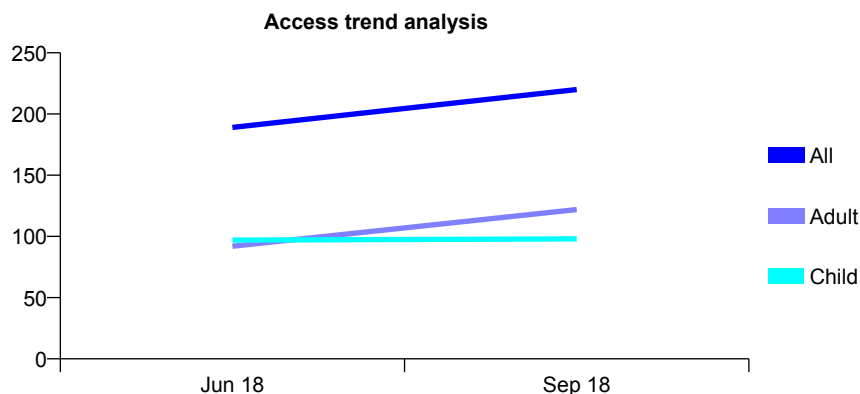
Q46 - Vital Signs At a Glance Contract Report for 100607/0000 - September 2018

Name or company name	MR ND SLATTERY
Contract type name	PDS Contract
Purpose of contract	General
Contract start date	01/04/2018
Contract end date	31/03/2021

18/19 Contracted general activity (UDA)	5,342
Carry forward general activity (UDA)	0
18/19 Contracted orthodontic activity (UOA)	0
Carry forward orthodontic activity (UOA)	0
Baseline contract value	£158,760.00

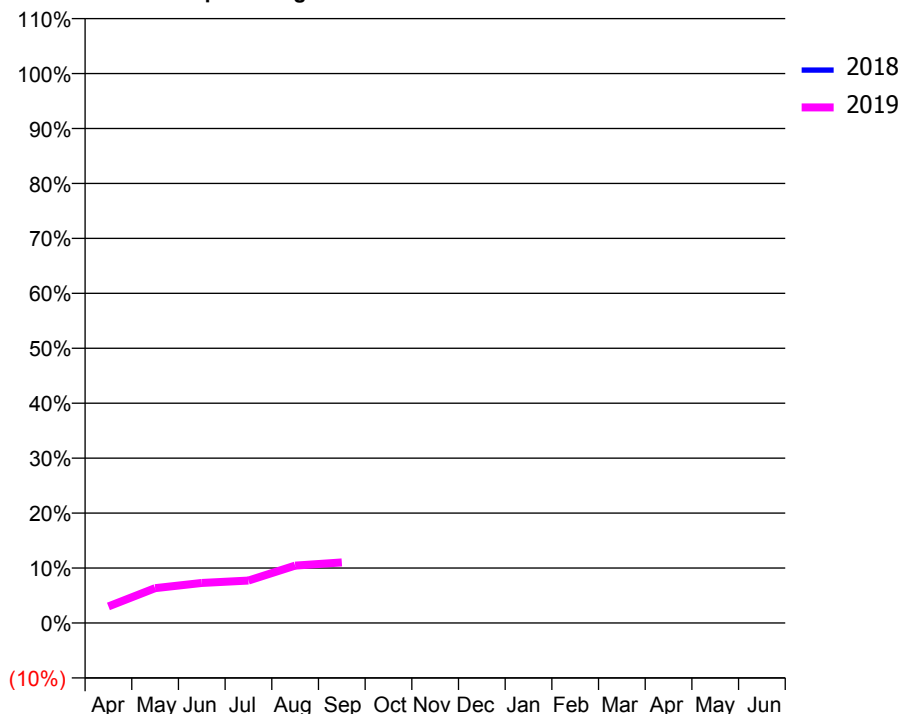
ACCESS*

Patients seen in 24 months	Total	Change since previous quarter
Quarter ending September 2017	0	
Quarter ending December 2017	0	
Quarter ending March 2018	0	
Quarter ending June 2018	189	↑
Quarter ending September 2018	220	↑
Variance since September 2017	N/A	



ACTIVITY

Cumulative percentage of contracted UDA delivered 2018 & 2019



Month	Adjusted Scheduled Activity (UDA)	
	2018	2019
April	0	162
May	0	339
June	0	390
July	0	413
August	0	559
September	0	589
October	0	
November	0	
December	0	
January	0	
February	0	
March	0	
April	0	
May	0	
June	0	

QUALITY

	Quantity	Base Number	Contract	AT	Region	England
% of FP17s for the same patient ID Re-attending within 3 months - Children	1	109	0.9%	12.0%	12.2%	11.6%
% of FP17s for the same patient ID Re-attending within 3 months - Adults	6	142	4.2%	16.0%	15.8%	15.5%
% of FP17s for the same patient ID Re-attending between 3 & 9 months - Children	2	109	1.8%	58.2%	60.3%	58.8%
% of FP17s for the same patient ID Re-attending between 3 & 9 months - Adults	3	142	2.1%	51.6%	53.5%	51.1%
% of FP17s for Band 1 Urgent Courses	8	251	3.2%	10.1%	9.1%	9.0%
% of FP17s Relating to Free Repair or Replacements	2	251	0.8%	0.8%	1.0%	0.8%
% of FP17s Relating to Continuations	1	251	0.4%	0.9%	1.0%	0.9%
% of Patients satisfied with the dentistry they have received	0	0	N/A	94.9%	93.6%	93.3%
% of Patients satisfied with the time they had to wait for an appointment	0	0	N/A	89.4%	89.8%	88.9%

* This is based on patients treated on this contract for their most recent course of treatment. Figures in italics indicate the base number of FP17s or Patient Questionnaire responses are less than 100. N/A is shown where the base number of responses is less than 10 during the period. % is calculated as Quantity/Base number*100

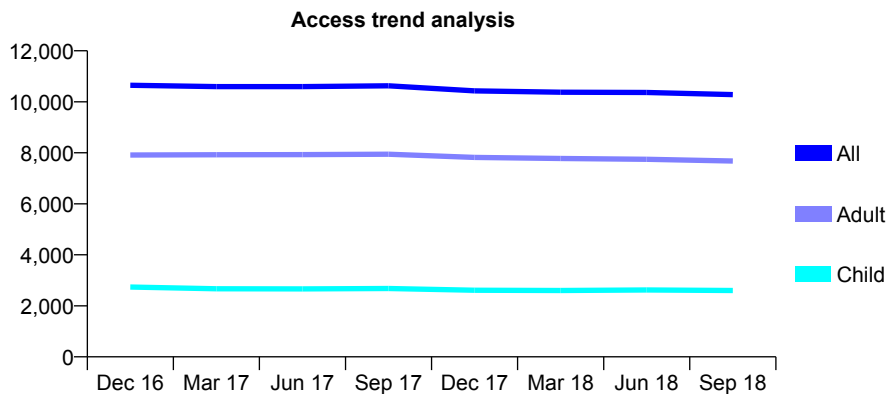
Q46 - Vital Signs At a Glance Contract Report for 101281/0068 - September 2018

Name or company name	OASIS DENTAL CARE LTD
Contract type name	GDS Contract
Purpose of contract	General
Contract start date	01/04/2006
Contract end date	

18/19 Contracted general activity (UDA)	34,022
Carry forward general activity (UDA)	0
18/19 Contracted orthodontic activity (UOA)	0
Carry forward orthodontic activity (UOA)	0
Baseline contract value	£850,872.12

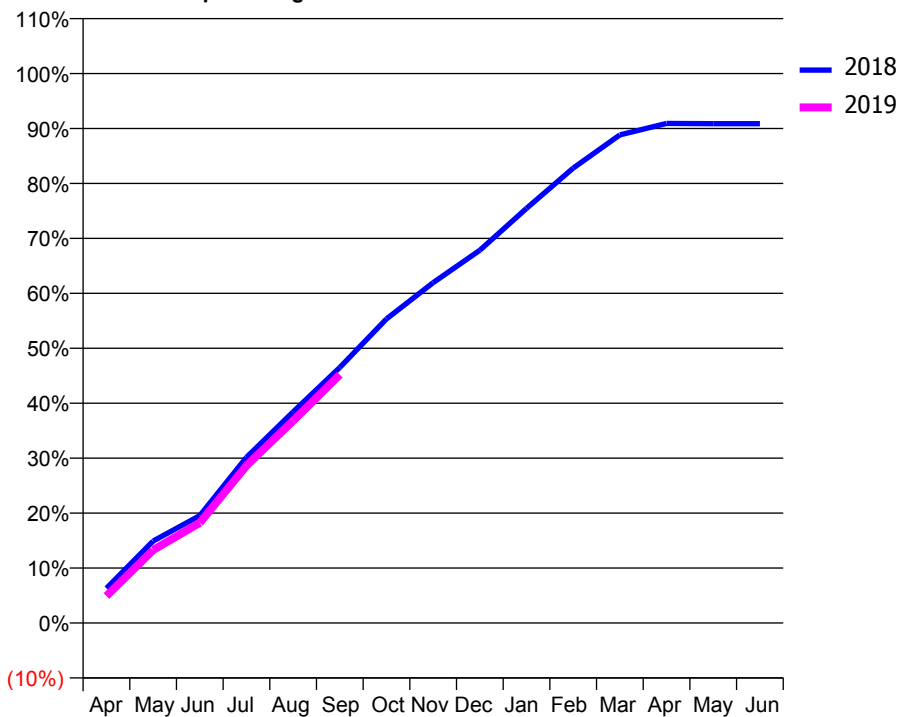
ACCESS*

Patients seen in 24 months	Total	Change since previous quarter
Quarter ending September 2017	10,626	
Quarter ending December 2017	10,430	↓
Quarter ending March 2018	10,379	→
Quarter ending June 2018	10,367	→
Quarter ending September 2018	10,280	→
Variance since September 2017	(3.3%)	↓



ACTIVITY

Cumulative percentage of contracted UDA delivered 2018 & 2019



Month	Adjusted Scheduled Activity (UDA)	
	2018	2019
April	2,148	1,675
May	5,071	4,523
June	6,651	6,202
July	10,257	9,746
August	13,074	12,517
September	15,822	15,379
October	18,826	
November	21,076	
December	23,084	
January	25,674	
February	28,165	
March	30,224	
April	30,934	
May	30,916	
June	30,915	

QUALITY

	Quantity	Base Number	Contract	AT	Region	England
% of FP17s for the same patient ID Re-attending within 3 months - Children	264	2,350	11.2%	12.0%	12.2%	11.6%
% of FP17s for the same patient ID Re-attending within 3 months - Adults	849	5,712	14.9%	16.0%	15.8%	15.5%
% of FP17s for the same patient ID Re-attending between 3 & 9 months - Children	1,424	2,350	60.6%	58.2%	60.3%	58.8%
% of FP17s for the same patient ID Re-attending between 3 & 9 months - Adults	3,078	5,712	53.9%	51.6%	53.5%	51.1%
% of FP17s for Band 1 Urgent Courses	569	7,707	7.4%	10.1%	9.1%	9.0%
% of FP17s Relating to Free Repair or Replacements	75	7,707	1.0%	0.8%	1.0%	0.8%
% of FP17s Relating to Continuations	111	7,707	1.4%	0.9%	1.0%	0.9%
% of Patients satisfied with the dentistry they have received	6	6	N/A	94.9%	93.6%	93.3%
% of Patients satisfied with the time they had to wait for an appointment	6	6	N/A	89.4%	89.8%	88.9%

* This is based on patients treated on this contract for their most recent course of treatment. Figures in italics indicate the base number of FP17s or Patient Questionnaire responses are less than 100. N/A is shown where the base number of responses is less than 10 during the period. % is calculated as Quantity/Base number*100

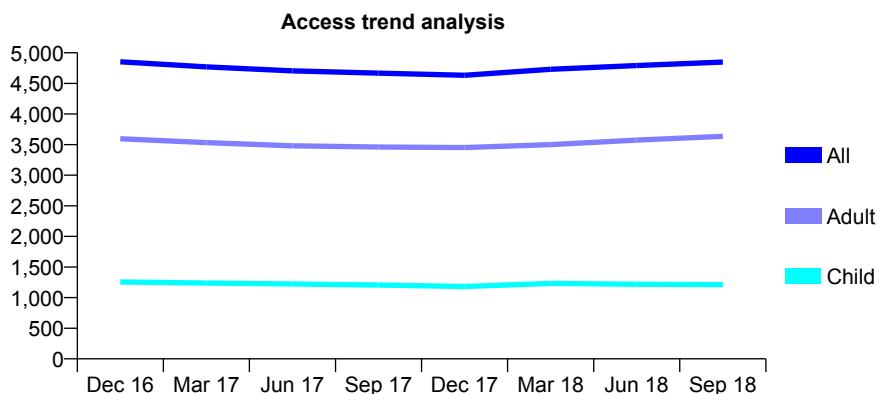
Q46 - Vital Signs At a Glance Contract Report for 101281/0084 - September 2018

Name or company name	OASIS DENTAL CARE LTD
Contract type name	GDS Contract
Purpose of contract	General
Contract start date	01/04/2006
Contract end date	

18/19 Contracted general activity (UDA)	18,625
Carry forward general activity (UDA)	0
18/19 Contracted orthodontic activity (UOA)	0
Carry forward orthodontic activity (UOA)	0
Baseline contract value	£510,785.49

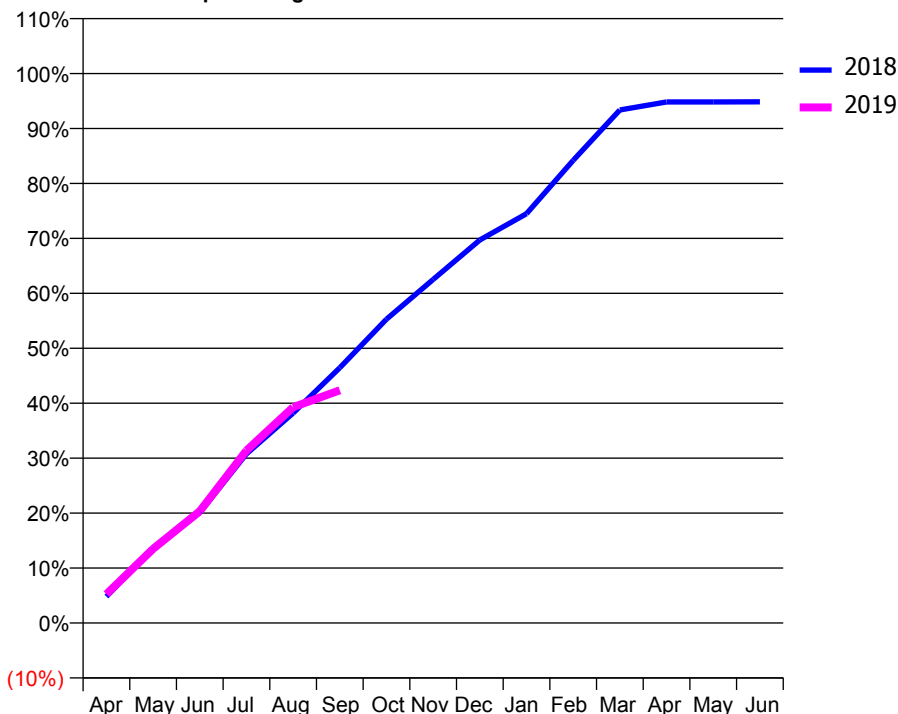
ACCESS*

Patients seen in 24 months	Total	Change since previous quarter
Quarter ending September 2017	4,667	
Quarter ending December 2017	4,633	→
Quarter ending March 2018	4,732	↑
Quarter ending June 2018	4,793	→
Quarter ending September 2018	4,848	→
Variance since September 2017	3.9%	↑



ACTIVITY

Cumulative percentage of contracted UDA delivered 2018 & 2019



Adjusted Scheduled Activity (UDA)

Month	2018	2019
April	895	980
May	2,534	2,515
June	3,743	3,791
July	5,732	5,845
August	7,117	7,313
September	8,654	7,890
October	10,298	
November	11,643	
December	12,983	
January	13,875	
February	15,682	
March	17,389	
April	17,660	
May	17,663	
June	17,664	

QUALITY

	Quantity	Base Number	Contract	AT	Region	England
% of FP17s for the same patient ID Re-attending within 3 months - Children	92	992	9.3%	12.0%	12.2%	11.6%
% of FP17s for the same patient ID Re-attending within 3 months - Adults	452	2,719	16.6%	16.0%	15.8%	15.5%
% of FP17s for the same patient ID Re-attending between 3 & 9 months - Children	652	992	65.7%	58.2%	60.3%	58.8%
% of FP17s for the same patient ID Re-attending between 3 & 9 months - Adults	1,368	2,719	50.3%	51.6%	53.5%	51.1%
% of FP17s for Band 1 Urgent Courses	266	3,550	7.5%	10.1%	9.1%	9.0%
% of FP17s Relating to Free Repair or Replacements	15	3,550	0.4%	0.8%	1.0%	0.8%
% of FP17s Relating to Continuations	85	3,550	2.4%	0.9%	1.0%	0.9%
% of Patients satisfied with the dentistry they have received	0	0	N/A	94.9%	93.6%	93.3%
% of Patients satisfied with the time they had to wait for an appointment	0	0	N/A	89.4%	89.8%	88.9%

* This is based on patients treated on this contract for their most recent course of treatment. Figures in italics indicate the base number of FP17s or Patient Questionnaire responses are less than 100. N/A is shown where the base number of responses is less than 10 during the period. % is calculated as Quantity/Base number*100

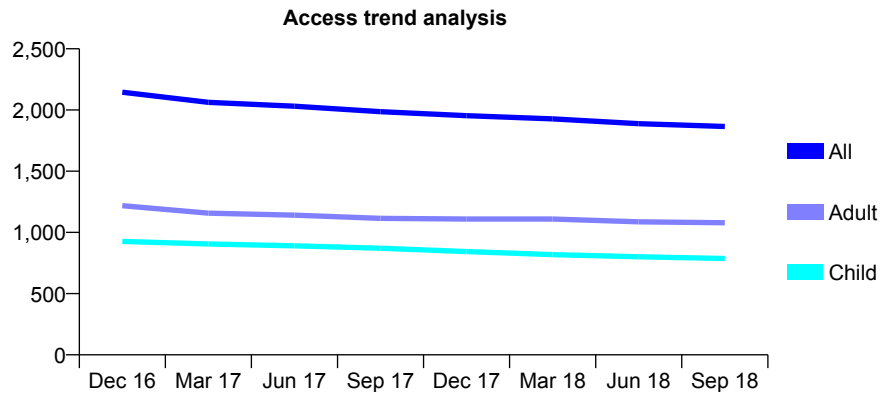
Q46 - Vital Signs At a Glance Contract Report for 101281/0087 - September 2018

Name or company name	OASIS DENTAL CARE LTD
Contract type name	GDS Contract
Purpose of contract	General
Contract start date	01/04/2006
Contract end date	

18/19 Contracted general activity (UDA)	5,197
Carry forward general activity (UDA)	0
18/19 Contracted orthodontic activity (UOA)	0
Carry forward orthodontic activity (UOA)	0
Baseline contract value	£114,104.81

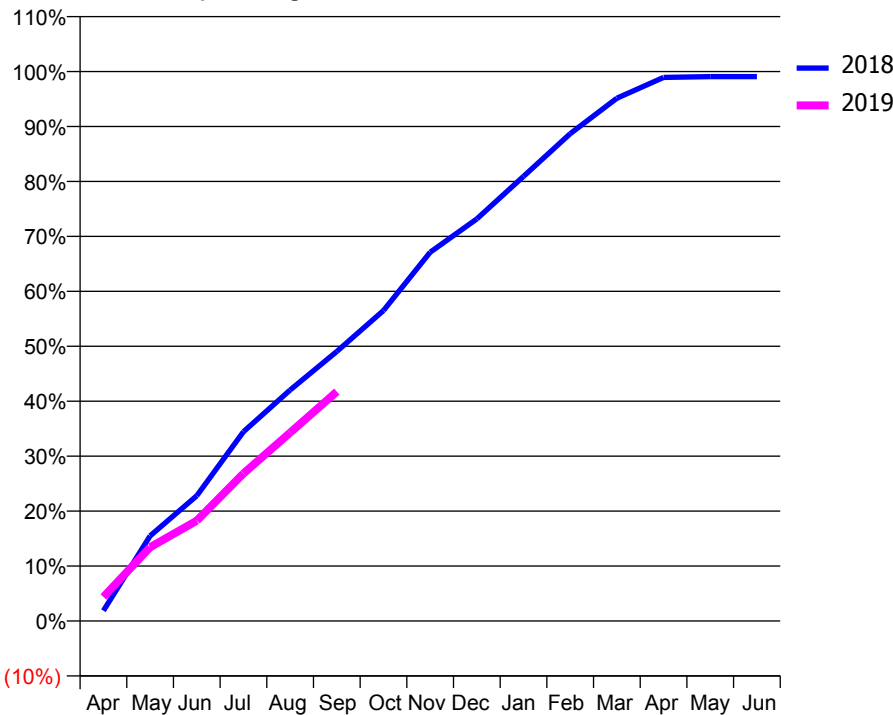
ACCESS*

Patients seen in 24 months	Total	Change since previous quarter
Quarter ending September 2017	1,986	
Quarter ending December 2017	1,954	↓
Quarter ending March 2018	1,928	↓
Quarter ending June 2018	1,888	↓
Quarter ending September 2018	1,866	↓
Variance since September 2017	(6.0%)	↓



ACTIVITY

Cumulative percentage of contracted UDA delivered 2018 & 2019



Month	Adjusted Scheduled Activity (UDA)	
	2018	2019
April	98	228
May	806	698
June	1,185	949
July	1,790	1,395
August	2,185	1,781
September	2,550	2,170
October	2,937	
November	3,487	
December	3,803	
January	4,206	
February	4,609	
March	4,945	
April	5,141	
May	5,149	
June	5,149	

QUALITY

	Quantity	Base Number	Contract	AT	Region	England
% of FP17s for the same patient ID Re-attending within 3 months - Children	41	685	6.0%	12.0%	12.2%	11.6%
% of FP17s for the same patient ID Re-attending within 3 months - Adults	141	828	17.0%	16.0%	15.8%	15.5%
% of FP17s for the same patient ID Re-attending between 3 & 9 months - Children	501	685	73.1%	58.2%	60.3%	58.8%
% of FP17s for the same patient ID Re-attending between 3 & 9 months - Adults	501	828	60.5%	51.6%	53.5%	51.1%
% of FP17s for Band 1 Urgent Courses	14	1,425	1.0%	10.1%	9.1%	9.0%
% of FP17s Relating to Free Repair or Replacements	17	1,425	1.2%	0.8%	1.0%	0.8%
% of FP17s Relating to Continuations	68	1,425	4.8%	0.9%	1.0%	0.9%
% of Patients satisfied with the dentistry they have received	0	0	N/A	94.9%	93.6%	93.3%
% of Patients satisfied with the time they had to wait for an appointment	0	0	N/A	89.4%	89.8%	88.9%

* This is based on patients treated on this contract for their most recent course of treatment. Figures in italics indicate the base number of FP17s or Patient Questionnaire responses are less than 100. N/A is shown where the base number of responses is less than 10 during the period. % is calculated as Quantity/Base number*100

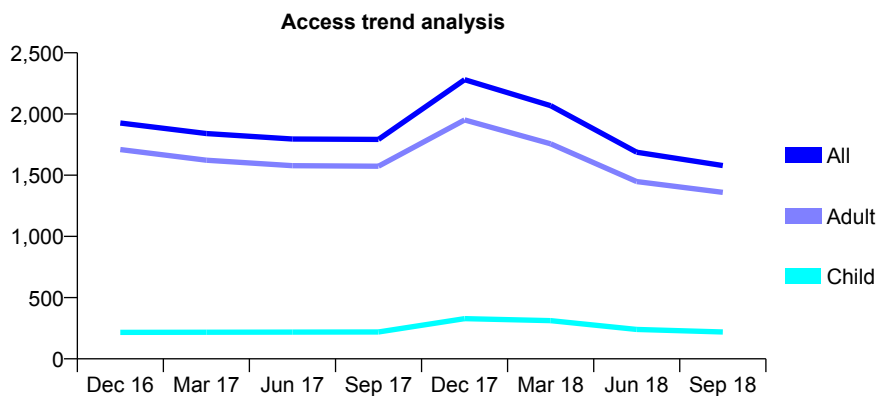
Q46 - Vital Signs At a Glance Contract Report for 101281/0113 - September 2018

Name or company name	OASIS DENTAL CARE LTD
Contract type name	GDS Contract
Purpose of contract	General
Contract start date	01/04/2006
Contract end date	

18/19 Contracted general activity (UDA)	5,042
Carry forward general activity (UDA)	0
18/19 Contracted orthodontic activity (UOA)	0
Carry forward orthodontic activity (UOA)	0
Baseline contract value	£123,430.86

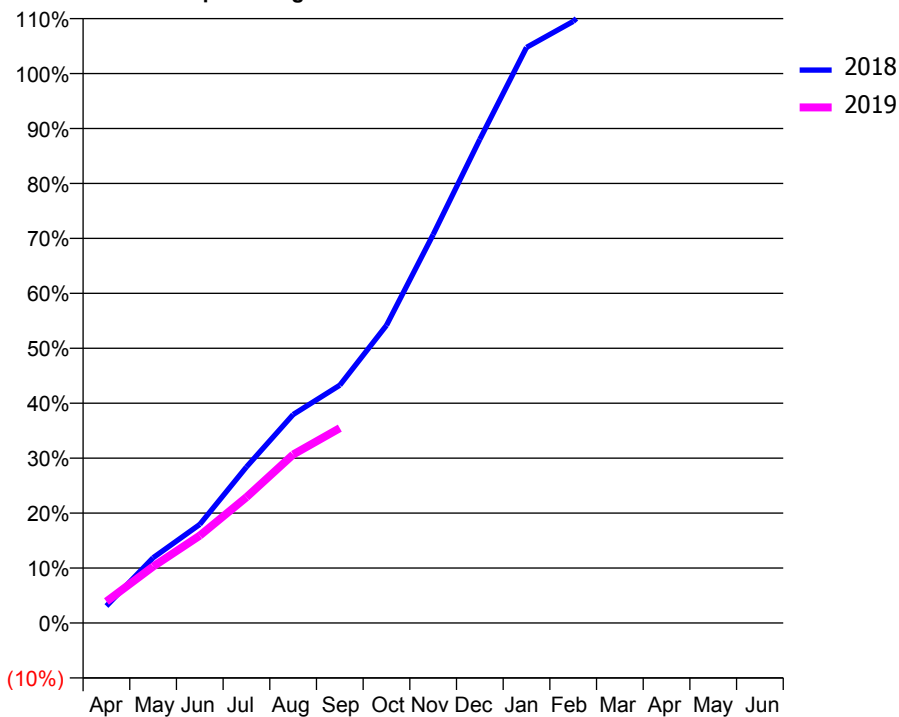
ACCESS*

Patients seen in 24 months	Total	Change since previous quarter
Quarter ending September 2017	1,793	
Quarter ending December 2017	2,280	↑
Quarter ending March 2018	2,068	↓
Quarter ending June 2018	1,688	↓
Quarter ending September 2018	1,579	↓
Variance since September 2017	(11.9%)	↓



ACTIVITY

Cumulative percentage of contracted UDA delivered 2018 & 2019



Month	Adjusted Scheduled Activity (UDA)	
	2018	2019
April	157	198
May	599	518
June	905	802
July	1,432	1,154
August	1,913	1,546
September	2,182	1,788
October	2,731	
November	3,565	
December	4,438	
January	5,282	
February	5,520	
March	5,904	
April	5,599	
May	5,600	
June	5,600	

QUALITY

	Quantity	Base Number	Contract	AT	Region	England
% of FP17s for the same patient ID Re-attending within 3 months - Children	2	123	1.6%	12.0%	12.2%	11.6%
% of FP17s for the same patient ID Re-attending within 3 months - Adults	39	628	6.2%	16.0%	15.8%	15.5%
% of FP17s for the same patient ID Re-attending between 3 & 9 months - Children	63	123	51.2%	58.2%	60.3%	58.8%
% of FP17s for the same patient ID Re-attending between 3 & 9 months - Adults	318	628	50.6%	51.6%	53.5%	51.1%
% of FP17s for Band 1 Urgent Courses	66	936	7.1%	10.1%	9.1%	9.0%
% of FP17s Relating to Free Repair or Replacements	9	936	1.0%	0.8%	1.0%	0.8%
% of FP17s Relating to Continuations	0	936	0.0%	0.9%	1.0%	0.9%
% of Patients satisfied with the dentistry they have received	1	1	N/A	94.9%	93.6%	93.3%
% of Patients satisfied with the time they had to wait for an appointment	1	1	N/A	89.4%	89.8%	88.9%

* This is based on patients treated on this contract for their most recent course of treatment. Figures in italics indicate the base number of FP17s or Patient Questionnaire responses are less than 100. N/A is shown where the base number of responses is less than 10 during the period. % is calculated as Quantity/Base number*100

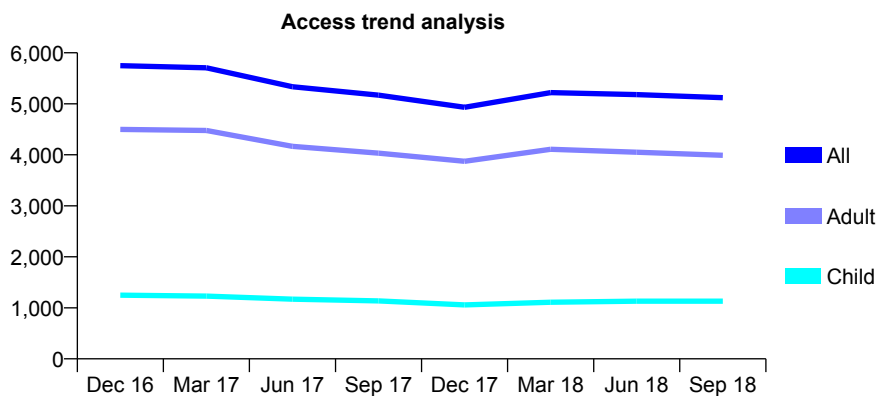
Q46 - Vital Signs At a Glance Contract Report for 101281/0141 - September 2018

Name or company name	OASIS DENTAL CARE LTD
Contract type name	GDS Contract
Purpose of contract	General
Contract start date	01/04/2006
Contract end date	

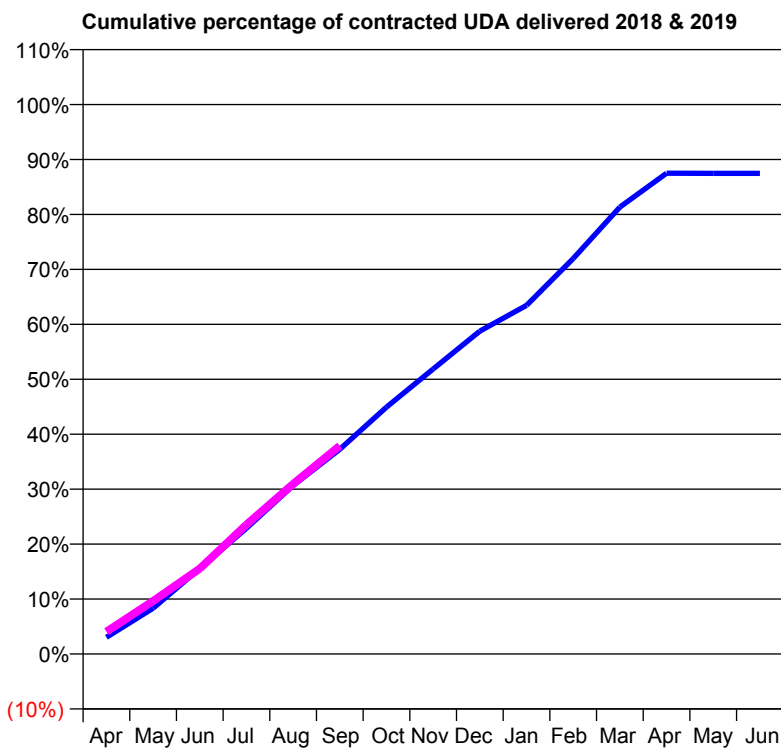
18/19 Contracted general activity (UDA)	20,662
Carry forward general activity (UDA)	0
18/19 Contracted orthodontic activity (UOA)	0
Carry forward orthodontic activity (UOA)	0
Baseline contract value	£538,513.63

ACCESS*

Patients seen in 24 months	Total	Change since previous quarter
Quarter ending September 2017	5,169	
Quarter ending December 2017	4,931	↓
Quarter ending March 2018	5,219	↑
Quarter ending June 2018	5,181	→
Quarter ending September 2018	5,121	↓
Variance since September 2017	(0.9%)	→



ACTIVITY



Month	Adjusted Scheduled Activity (UDA)	
	2018	2019
April	630	838
May	1,725	1,994
June	3,217	3,212
July	4,731	4,869
August	6,336	6,397
September	7,697	7,828
October	9,286	
November	10,715	
December	12,139	
January	13,110	
February	14,870	
March	16,802	
April	18,079	
May	18,075	
June	18,075	

QUALITY

	Quantity	Base Number	Contract	AT	Region	England
% of FP17s for the same patient ID Re-attending within 3 months - Children	122	945	12.9%	12.0%	12.2%	11.6%
% of FP17s for the same patient ID Re-attending within 3 months - Adults	499	3,054	16.3%	16.0%	15.8%	15.5%
% of FP17s for the same patient ID Re-attending between 3 & 9 months - Children	491	945	52.0%	58.2%	60.3%	58.8%
% of FP17s for the same patient ID Re-attending between 3 & 9 months - Adults	1,470	3,054	48.1%	51.6%	53.5%	51.1%
% of FP17s for Band 1 Urgent Courses	480	3,512	13.7%	10.1%	9.1%	9.0%
% of FP17s Relating to Free Repair or Replacements	48	3,512	1.4%	0.8%	1.0%	0.8%
% of FP17s Relating to Continuations	6	3,512	0.2%	0.9%	1.0%	0.9%
% of Patients satisfied with the dentistry they have received	1	1	N/A	94.9%	93.6%	93.3%
% of Patients satisfied with the time they had to wait for an appointment	1	1	N/A	89.4%	89.8%	88.9%

* This is based on patients treated on this contract for their most recent course of treatment. Figures in italics indicate the base number of FP17s or Patient Questionnaire responses are less than 100. N/A is shown where the base number of responses is less than 10 during the period. % is calculated as Quantity/Base number*100

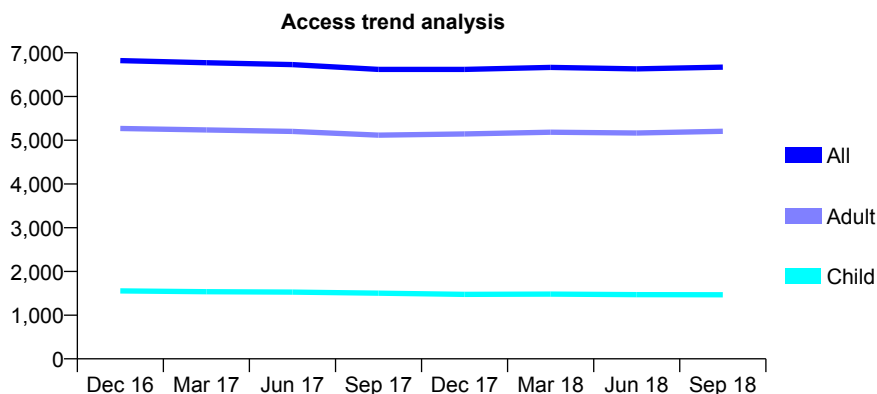
Q46 - Vital Signs At a Glance Contract Report for 101281/0158 - September 2018

Name or company name	OASIS DENTAL CARE LTD
Contract type name	GDS Contract
Purpose of contract	General
Contract start date	23/05/2006
Contract end date	

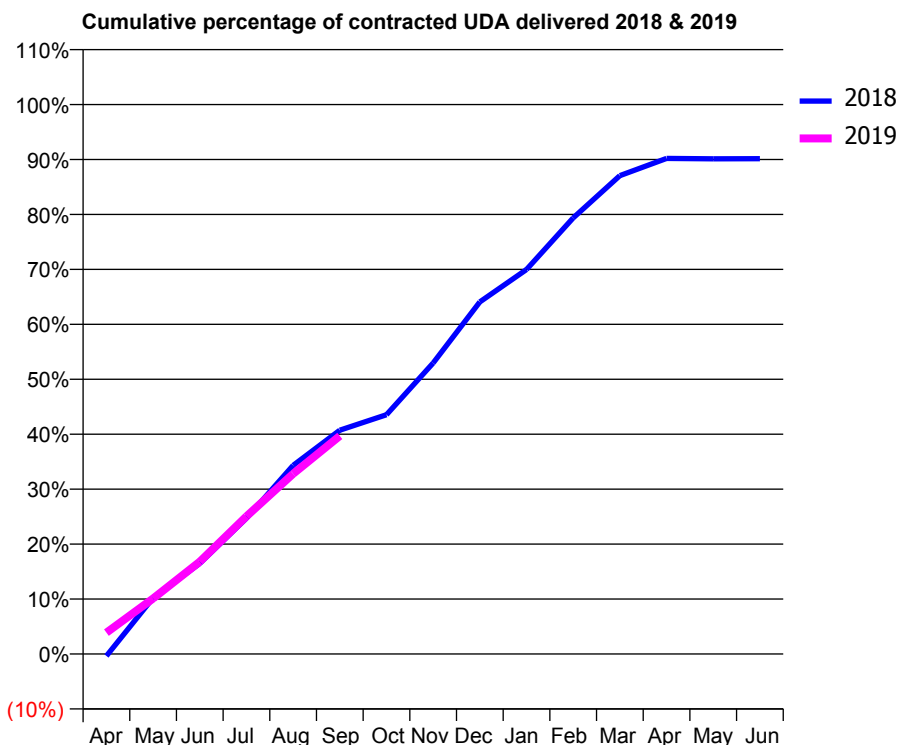
18/19 Contracted general activity (UDA)	23,000
Carry forward general activity (UDA)	0
18/19 Contracted orthodontic activity (UOA)	0
Carry forward orthodontic activity (UOA)	0
Baseline contract value	£568,696.91

ACCESS*

Patients seen in 24 months	Total	Change since previous quarter
Quarter ending September 2017	6,620	
Quarter ending December 2017	6,619	→
Quarter ending March 2018	6,665	→
Quarter ending June 2018	6,633	→
Quarter ending September 2018	6,673	→
Variance since September 2017	0.8%	→



ACTIVITY



Month	Adjusted Scheduled Activity (UDA)	
	2018	2019
April	-85	897
May	2,351	2,322
June	3,794	3,863
July	5,686	5,760
August	7,894	7,543
September	9,370	9,129
October	10,016	
November	12,183	
December	14,737	
January	16,091	
February	18,254	
March	20,022	
April	20,743	
May	20,725	
June	20,730	

QUALITY

	Quantity	Base Number	Contract	AT	Region	England
% of FP17s for the same patient ID Re-attending within 3 months - Children	147	1,386	10.6%	12.0%	12.2%	11.6%
% of FP17s for the same patient ID Re-attending within 3 months - Adults	685	4,403	15.6%	16.0%	15.8%	15.5%
% of FP17s for the same patient ID Re-attending between 3 & 9 months - Children	981	1,386	70.8%	58.2%	60.3%	58.8%
% of FP17s for the same patient ID Re-attending between 3 & 9 months - Adults	2,907	4,403	66.0%	51.6%	53.5%	51.1%
% of FP17s for Band 1 Urgent Courses	490	5,395	9.1%	10.1%	9.1%	9.0%
% of FP17s Relating to Free Repair or Replacements	57	5,395	1.1%	0.8%	1.0%	0.8%
% of FP17s Relating to Continuations	9	5,395	0.2%	0.9%	1.0%	0.9%
% of Patients satisfied with the dentistry they have received	2	2	N/A	94.9%	93.6%	93.3%
% of Patients satisfied with the time they had to wait for an appointment	2	2	N/A	89.4%	89.8%	88.9%

* This is based on patients treated on this contract for their most recent course of treatment. Figures in italics indicate the base number of FP17s or Patient Questionnaire responses are less than 100. N/A is shown where the base number of responses is less than 10 during the period. % is calculated as Quantity/Base number*100

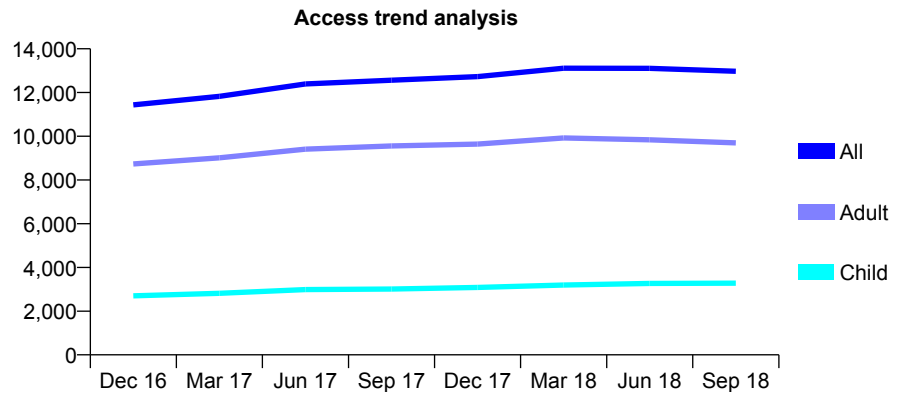
Q46 - Vital Signs At a Glance Contract Report for 101281/0175 - September 2018

Name or company name	OASIS DENTAL CARE LTD
Contract type name	Pilot Contract
Purpose of contract	General
Contract start date	16/11/2007
Contract end date	

18/19 Contracted general activity (UDA)	40,744
Carry forward general activity (UDA)	0
18/19 Contracted orthodontic activity (UOA)	0
Carry forward orthodontic activity (UOA)	0
Baseline contract value	£1,018,458.17

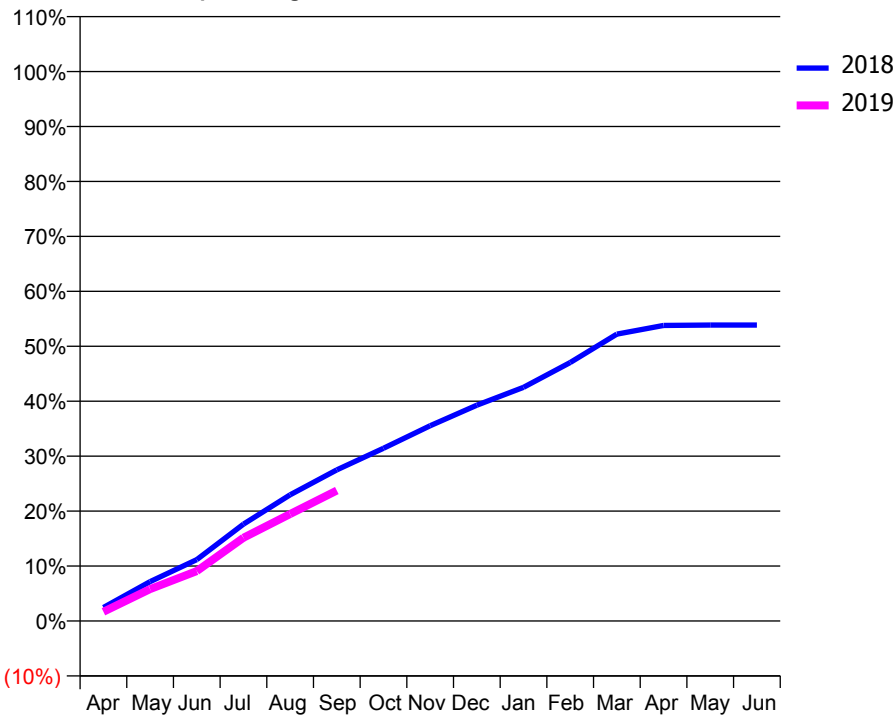
ACCESS*

Patients seen in 24 months	Total	Change since previous quarter
Quarter ending September 2017	12,566	
Quarter ending December 2017	12,728	→
Quarter ending March 2018	13,114	↑
Quarter ending June 2018	13,104	→
Quarter ending September 2018	12,973	→
Variance since September 2017	3.2%	↑



ACTIVITY

Cumulative percentage of contracted UDA delivered 2018 & 2019



Month	Adjusted Scheduled Activity (UDA)	
	2018	2019
April	1,006	687
May	2,920	2,370
June	4,551	3,699
July	7,179	6,170
August	9,356	7,933
September	11,208	9,673
October	12,805	
November	14,485	
December	16,007	
January	17,323	
February	19,164	
March	21,275	
April	21,917	
May	21,942	
June	21,948	

QUALITY

	Quantity	Base Number	Contract	AT	Region	England
% of FP17s for the same patient ID Re-attending within 3 months - Children	32	1,542	2.1%	12.0%	12.2%	11.6%
% of FP17s for the same patient ID Re-attending within 3 months - Adults	139	3,745	3.7%	16.0%	15.8%	15.5%
% of FP17s for the same patient ID Re-attending between 3 & 9 months - Children	378	1,542	24.5%	58.2%	60.3%	58.8%
% of FP17s for the same patient ID Re-attending between 3 & 9 months - Adults	741	3,745	19.8%	51.6%	53.5%	51.1%
% of FP17s for Band 1 Urgent Courses	451	4,944	9.1%	10.1%	9.1%	9.0%
% of FP17s Relating to Free Repair or Replacements	3	4,944	0.1%	0.8%	1.0%	0.8%
% of FP17s Relating to Continuations	7	4,944	0.1%	0.9%	1.0%	0.9%
% of Patients satisfied with the dentistry they have received	3	3	N/A	94.9%	93.6%	93.3%
% of Patients satisfied with the time they had to wait for an appointment	3	3	N/A	89.4%	89.8%	88.9%

* This is based on patients treated on this contract for their most recent course of treatment. Figures in italics indicate the base number of FP17s or Patient Questionnaire responses are less than 100. N/A is shown where the base number of responses is less than 10 during the period. % is calculated as Quantity/Base number*100

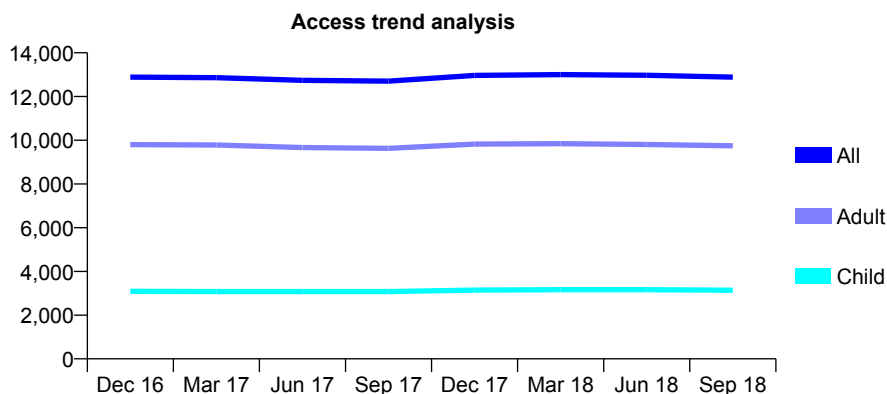
Q46 - Vital Signs At a Glance Contract Report for 101370/0046 - September 2018

Name or company name	Petrie Tucker & Partners Ltd
Contract type name	GDS Contract
Purpose of contract	General
Contract start date	01/04/2006
Contract end date	

18/19 Contracted general activity (UDA)	39,791
Carry forward general activity (UDA)	0
18/19 Contracted orthodontic activity (UOA)	0
Carry forward orthodontic activity (UOA)	0
Baseline contract value	£1,166,242.40

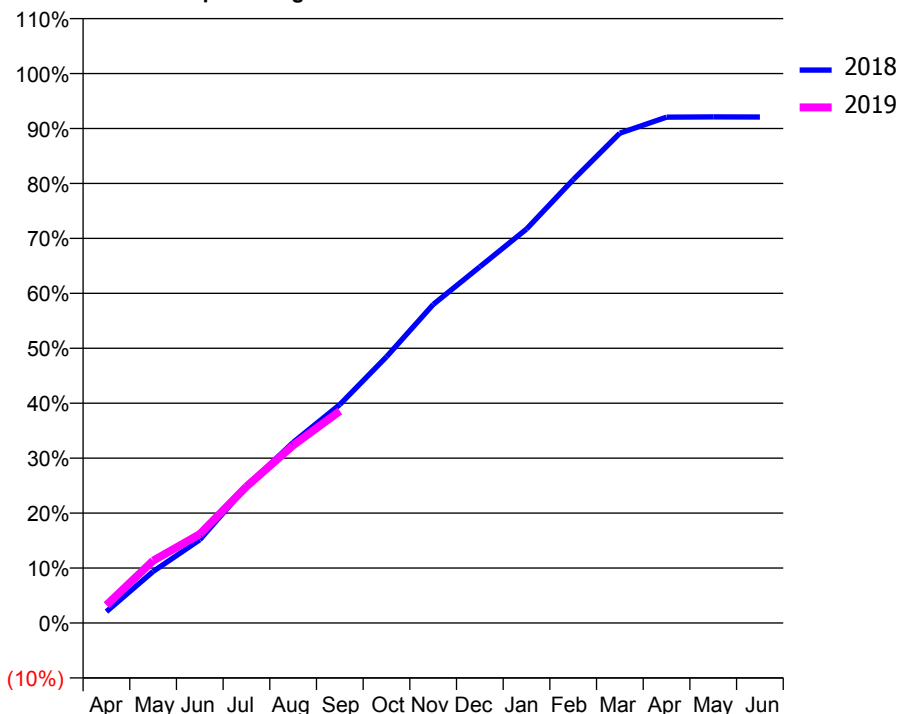
ACCESS*

Patients seen in 24 months	Total	Change since previous quarter
Quarter ending September 2017	12,705	
Quarter ending December 2017	12,965	↑
Quarter ending March 2018	13,005	→
Quarter ending June 2018	12,970	→
Quarter ending September 2018	12,887	→
Variance since September 2017	1.4%	→



ACTIVITY

Cumulative percentage of contracted UDA delivered 2018 & 2019



QUALITY

	Quantity	Base Number	Contract	AT	Region	England
% of FP17s for the same patient ID Re-attending within 3 months - Children	127	2,070	6.1%	12.0%	12.2%	11.6%
% of FP17s for the same patient ID Re-attending within 3 months - Adults	616	5,771	10.7%	16.0%	15.8%	15.5%
% of FP17s for the same patient ID Re-attending between 3 & 9 months - Children	1,195	2,070	57.7%	58.2%	60.3%	58.8%
% of FP17s for the same patient ID Re-attending between 3 & 9 months - Adults	3,073	5,771	53.2%	51.6%	53.5%	51.1%
% of FP17s for Band 1 Urgent Courses	510	7,319	7.0%	10.1%	9.1%	9.0%
% of FP17s Relating to Free Repair or Replacements	57	7,319	0.8%	0.8%	1.0%	0.8%
% of FP17s Relating to Continuations	73	7,319	1.0%	0.9%	1.0%	0.9%
% of Patients satisfied with the dentistry they have received	1	2	N/A	94.9%	93.6%	93.3%
% of Patients satisfied with the time they had to wait for an appointment	2	2	N/A	89.4%	89.8%	88.9%

* This is based on patients treated on this contract for their most recent course of treatment. Figures in italics indicate the base number of FP17s or Patient Questionnaire responses are less than 100. N/A is shown where the base number of responses is less than 10 during the period. % is calculated as Quantity/Base number*100

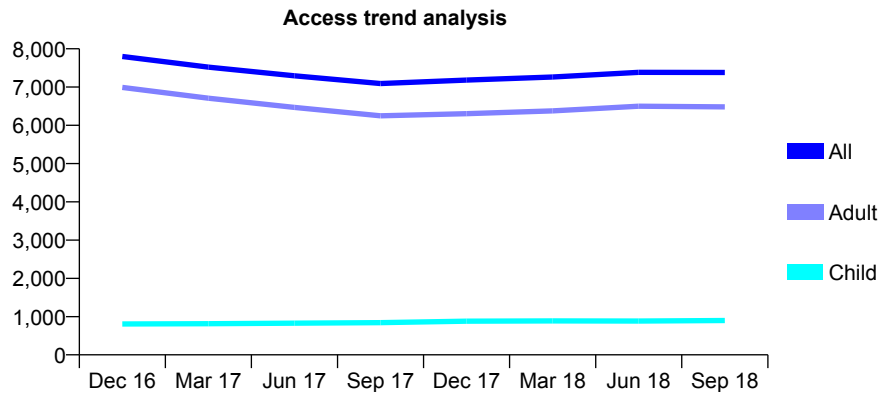
Q46 - Vital Signs At a Glance Contract Report for 101370/0049 - September 2018

Name or company name	Petrie Tucker & Partners Ltd
Contract type name	GDS Contract
Purpose of contract	General
Contract start date	01/04/2006
Contract end date	

18/19 Contracted general activity (UDA)	18,813
Carry forward general activity (UDA)	0
18/19 Contracted orthodontic activity (UOA)	0
Carry forward orthodontic activity (UOA)	0
Baseline contract value	£518,479.17

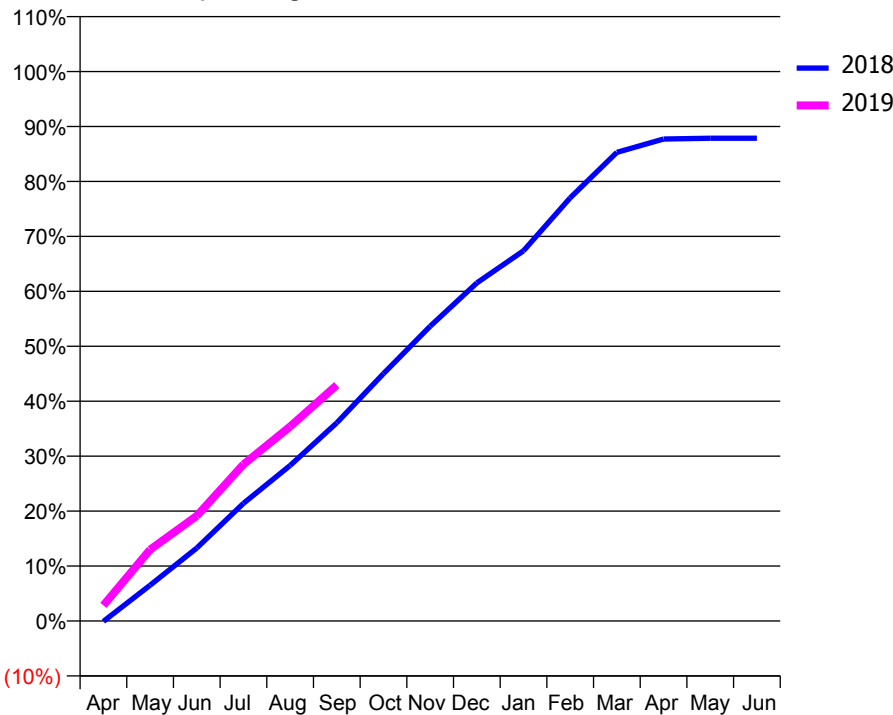
ACCESS*

Patients seen in 24 months	Total	Change since previous quarter
Quarter ending September 2017	7,092	
Quarter ending December 2017	7,183	→
Quarter ending March 2018	7,264	→
Quarter ending June 2018	7,384	→
Quarter ending September 2018	7,382	→
Variance since September 2017	4.1%	↑



ACTIVITY

Cumulative percentage of contracted UDA delivered 2018 & 2019



Month	Adjusted Scheduled Activity (UDA)	
	2018	2019
April	-18	536
May	1,225	2,447
June	2,498	3,600
July	4,030	5,364
August	5,324	6,657
September	6,788	8,079
October	8,473	
November	10,093	
December	11,577	
January	12,674	
February	14,488	
March	16,043	
April	16,500	
May	16,529	
June	16,529	

QUALITY

	Quantity	Base Number	Contract	AT	Region	England
% of FP17s for the same patient ID Re-attending within 3 months - Children	44	535	8.2%	12.0%	12.2%	11.6%
% of FP17s for the same patient ID Re-attending within 3 months - Adults	314	3,408	9.2%	16.0%	15.8%	15.5%
% of FP17s for the same patient ID Re-attending between 3 & 9 months - Children	251	535	46.9%	58.2%	60.3%	58.8%
% of FP17s for the same patient ID Re-attending between 3 & 9 months - Adults	1,305	3,408	38.3%	51.6%	53.5%	51.1%
% of FP17s for Band 1 Urgent Courses	261	3,747	7.0%	10.1%	9.1%	9.0%
% of FP17s Relating to Free Repair or Replacements	24	3,747	0.6%	0.8%	1.0%	0.8%
% of FP17s Relating to Continuations	52	3,747	1.4%	0.9%	1.0%	0.9%
% of Patients satisfied with the dentistry they have received	2	2	N/A	94.9%	93.6%	93.3%
% of Patients satisfied with the time they had to wait for an appointment	2	2	N/A	89.4%	89.8%	88.9%

* This is based on patients treated on this contract for their most recent course of treatment. Figures in italics indicate the base number of FP17s or Patient Questionnaire responses are less than 100. N/A is shown where the base number of responses is less than 10 during the period. % is calculated as Quantity/Base number*100

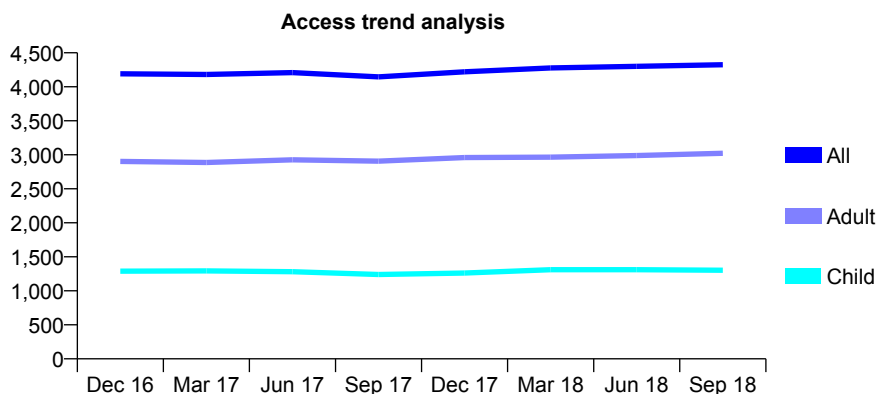
Q46 - Vital Signs At a Glance Contract Report for 101370/0054 - September 2018

Name or company name	Petrie Tucker & Partners Ltd
Contract type name	GDS Contract
Purpose of contract	General
Contract start date	01/04/2006
Contract end date	

18/19 Contracted general activity (UDA)	12,205
Carry forward general activity (UDA)	0
18/19 Contracted orthodontic activity (UOA)	0
Carry forward orthodontic activity (UOA)	0
Baseline contract value	£343,086.44

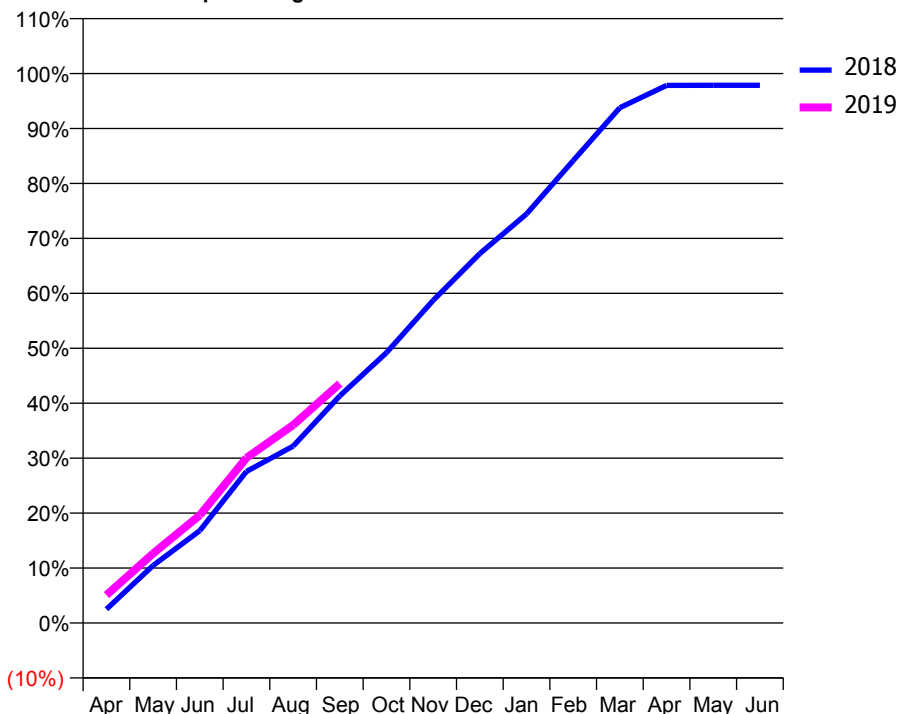
ACCESS*

Patients seen in 24 months	Total	Change since previous quarter
Quarter ending September 2017	4,146	
Quarter ending December 2017	4,220	→
Quarter ending March 2018	4,277	→
Quarter ending June 2018	4,301	→
Quarter ending September 2018	4,325	→
Variance since September 2017	4.3%	↑



ACTIVITY

Cumulative percentage of contracted UDA delivered 2018 & 2019



Month	Adjusted Scheduled Activity (UDA)	
	2018	2019
April	307	621
May	1,277	1,545
June	2,051	2,395
July	3,367	3,669
August	3,929	4,396
September	5,044	5,318
October	6,006	
November	7,165	
December	8,204	
January	9,085	
February	10,270	
March	11,447	
April	11,940	
May	11,942	
June	11,943	

QUALITY

	Quantity	Base Number	Contract	AT	Region	England
% of FP17s for the same patient ID Re-attending within 3 months - Children	62	1,012	6.1%	12.0%	12.2%	11.6%
% of FP17s for the same patient ID Re-attending within 3 months - Adults	247	2,023	12.2%	16.0%	15.8%	15.5%
% of FP17s for the same patient ID Re-attending between 3 & 9 months - Children	647	1,012	63.9%	58.2%	60.3%	58.8%
% of FP17s for the same patient ID Re-attending between 3 & 9 months - Adults	1,069	2,023	52.8%	51.6%	53.5%	51.1%
% of FP17s for Band 1 Urgent Courses	175	2,834	6.2%	10.1%	9.1%	9.0%
% of FP17s Relating to Free Repair or Replacements	18	2,834	0.6%	0.8%	1.0%	0.8%
% of FP17s Relating to Continuations	62	2,834	2.2%	0.9%	1.0%	0.9%
% of Patients satisfied with the dentistry they have received	0	0	N/A	94.9%	93.6%	93.3%
% of Patients satisfied with the time they had to wait for an appointment	0	0	N/A	89.4%	89.8%	88.9%

* This is based on patients treated on this contract for their most recent course of treatment. Figures in italics indicate the base number of FP17s or Patient Questionnaire responses are less than 100. N/A is shown where the base number of responses is less than 10 during the period. % is calculated as Quantity/Base number*100

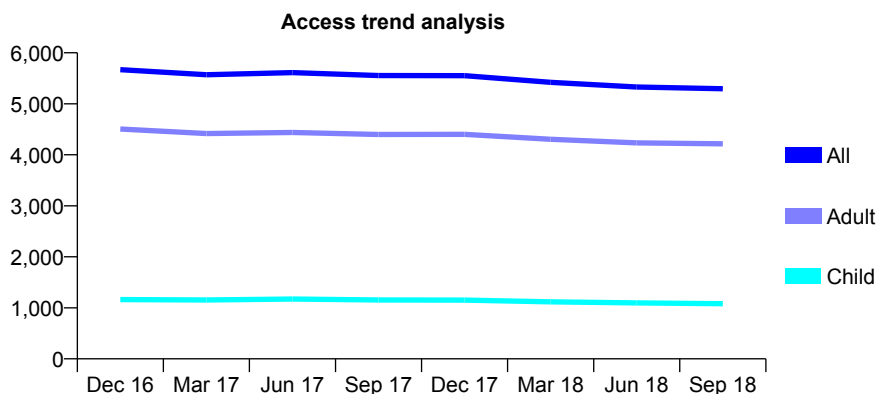
Q46 - Vital Signs At a Glance Contract Report for 101370/0110 - September 2018

Name or company name	Petrie Tucker & Partners Ltd
Contract type name	GDS Contract
Purpose of contract	General
Contract start date	01/11/2008
Contract end date	

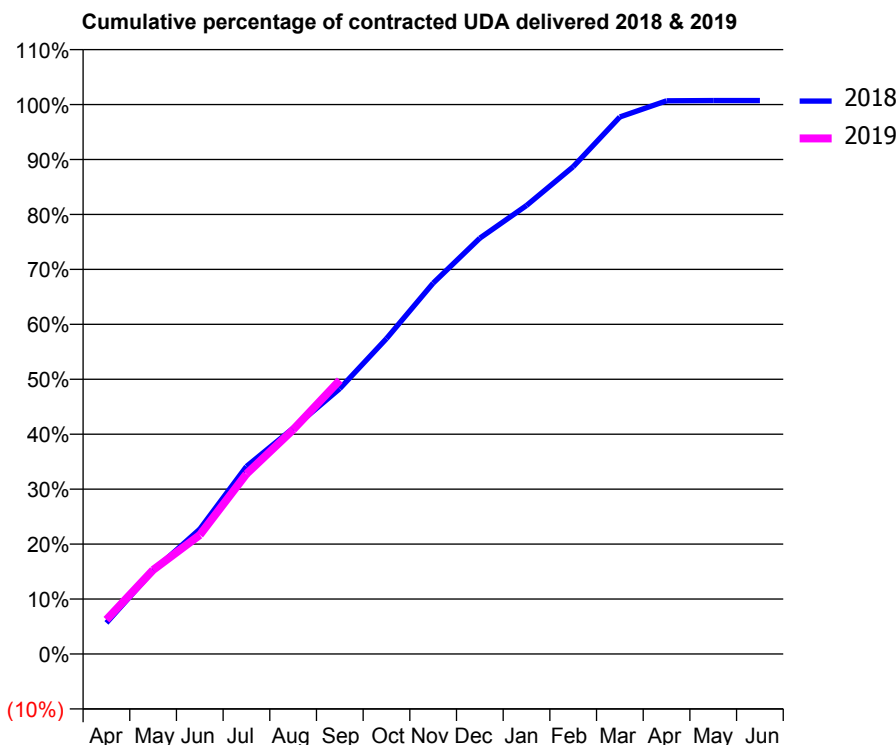
18/19 Contracted general activity (UDA)	16,622
Carry forward general activity (UDA)	0
18/19 Contracted orthodontic activity (UOA)	0
Carry forward orthodontic activity (UOA)	0
Baseline contract value	£494,422.79

ACCESS*

Patients seen in 24 months	Total	Change since previous quarter
Quarter ending September 2017	5,553	
Quarter ending December 2017	5,552	→
Quarter ending March 2018	5,422	↓
Quarter ending June 2018	5,330	↓
Quarter ending September 2018	5,296	→
Variance since September 2017	(4.6%)	↓



ACTIVITY



Month	Adjusted Scheduled Activity (UDA)	
	2018	2019
April	943	1,040
May	2,518	2,544
June	3,778	3,598
July	5,675	5,447
August	6,830	6,788
September	8,027	8,283
October	9,541	
November	11,219	
December	12,579	
January	13,566	
February	14,741	
March	16,247	
April	16,735	
May	16,740	
June	16,740	

QUALITY

	Quantity	Base Number	Contract	AT	Region	England
% of FP17s for the same patient ID Re-attending within 3 months - Children	49	789	6.2%	12.0%	12.2%	11.6%
% of FP17s for the same patient ID Re-attending within 3 months - Adults	433	3,213	13.5%	16.0%	15.8%	15.5%
% of FP17s for the same patient ID Re-attending between 3 & 9 months - Children	442	789	56.0%	58.2%	60.3%	58.8%
% of FP17s for the same patient ID Re-attending between 3 & 9 months - Adults	1,794	3,213	55.8%	51.6%	53.5%	51.1%
% of FP17s for Band 1 Urgent Courses	320	3,764	8.5%	10.1%	9.1%	9.0%
% of FP17s Relating to Free Repair or Replacements	46	3,764	1.2%	0.8%	1.0%	0.8%
% of FP17s Relating to Continuations	47	3,764	1.2%	0.9%	1.0%	0.9%
% of Patients satisfied with the dentistry they have received	3	3	N/A	94.9%	93.6%	93.3%
% of Patients satisfied with the time they had to wait for an appointment	2	3	N/A	89.4%	89.8%	88.9%

* This is based on patients treated on this contract for their most recent course of treatment. Figures in italics indicate the base number of FP17s or Patient Questionnaire responses are less than 100. N/A is shown where the base number of responses is less than 10 during the period. % is calculated as Quantity/Base number*100

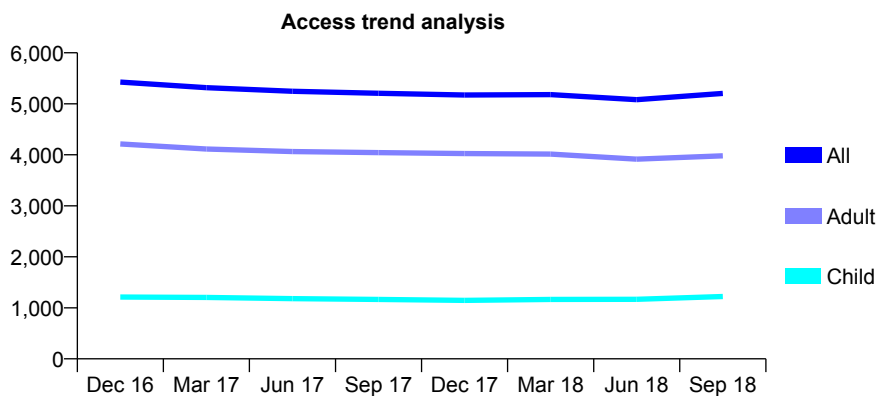
Q46 - Vital Signs At a Glance Contract Report for 101435/0141 - September 2018

Name or company name	IDH Limited
Contract type name	GDS Contract
Purpose of contract	General
Contract start date	01/01/2011
Contract end date	

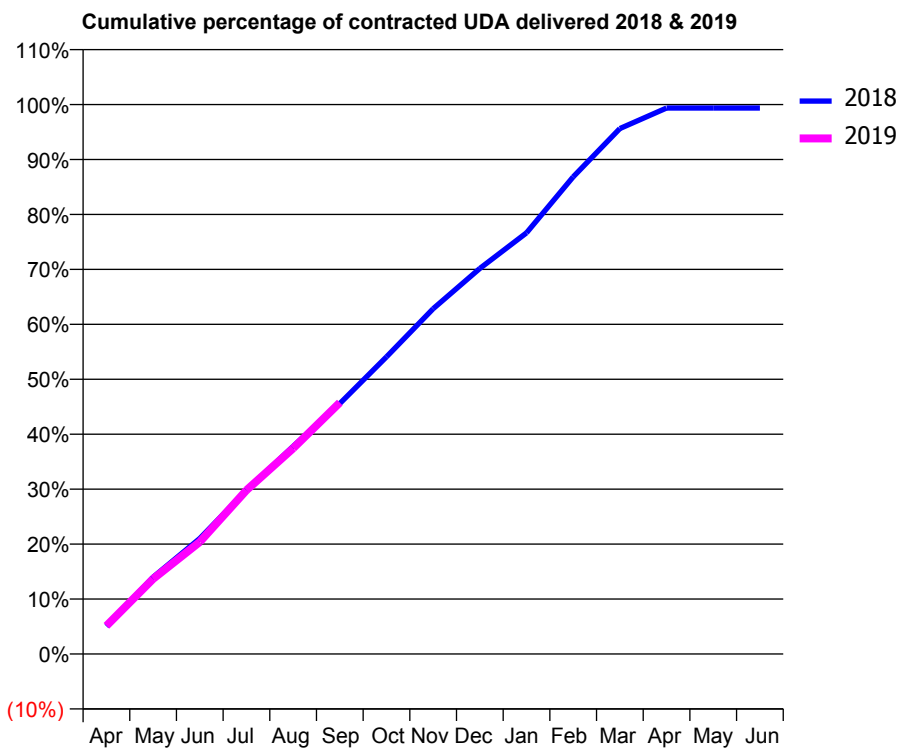
18/19 Contracted general activity (UDA)	22,869
Carry forward general activity (UDA)	0
18/19 Contracted orthodontic activity (UOA)	0
Carry forward orthodontic activity (UOA)	0
Baseline contract value	£638,303.67

ACCESS*

Patients seen in 24 months	Total	Change since previous quarter
Quarter ending September 2017	5,207	
Quarter ending December 2017	5,173	→
Quarter ending March 2018	5,180	→
Quarter ending June 2018	5,082	↓
Quarter ending September 2018	5,204	↑
Variance since September 2017	(0.1%)	→



ACTIVITY



Month	Adjusted Scheduled Activity (UDA)	
	2018	2019
April	1,153	1,172
May	3,200	3,128
June	4,808	4,663
July	6,816	6,816
August	8,644	8,561
September	10,426	10,466
October	12,365	
November	14,372	
December	16,047	
January	17,530	
February	19,860	
March	21,869	
April	22,721	
May	22,721	
June	22,721	

QUALITY

	Quantity	Base Number	Contract	AT	Region	England
% of FP17s for the same patient ID Re-attending within 3 months - Children	67	949	7.1%	12.0%	12.2%	11.6%
% of FP17s for the same patient ID Re-attending within 3 months - Adults	483	3,145	15.4%	16.0%	15.8%	15.5%
% of FP17s for the same patient ID Re-attending between 3 & 9 months - Children	537	949	56.6%	58.2%	60.3%	58.8%
% of FP17s for the same patient ID Re-attending between 3 & 9 months - Adults	1,839	3,145	58.5%	51.6%	53.5%	51.1%
% of FP17s for Band 1 Urgent Courses	285	3,829	7.4%	10.1%	9.1%	9.0%
% of FP17s Relating to Free Repair or Replacements	56	3,829	1.5%	0.8%	1.0%	0.8%
% of FP17s Relating to Continuations	57	3,829	1.5%	0.9%	1.0%	0.9%
% of Patients satisfied with the dentistry they have received	1	1	N/A	94.9%	93.6%	93.3%
% of Patients satisfied with the time they had to wait for an appointment	1	1	N/A	89.4%	89.8%	88.9%

* This is based on patients treated on this contract for their most recent course of treatment. Figures in italics indicate the base number of FP17s or Patient Questionnaire responses are less than 100. N/A is shown where the base number of responses is less than 10 during the period. % is calculated as Quantity/Base number*100

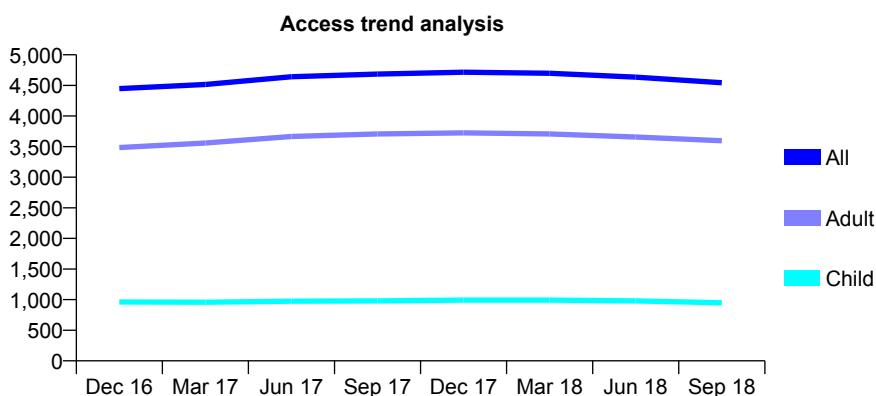
Q46 - Vital Signs At a Glance Contract Report for 101516/0001 - September 2018

Name or company name	The Crab Tree Lane and Church Street De
Contract type name	GDS Contract
Purpose of contract	General
Contract start date	03/12/2012
Contract end date	

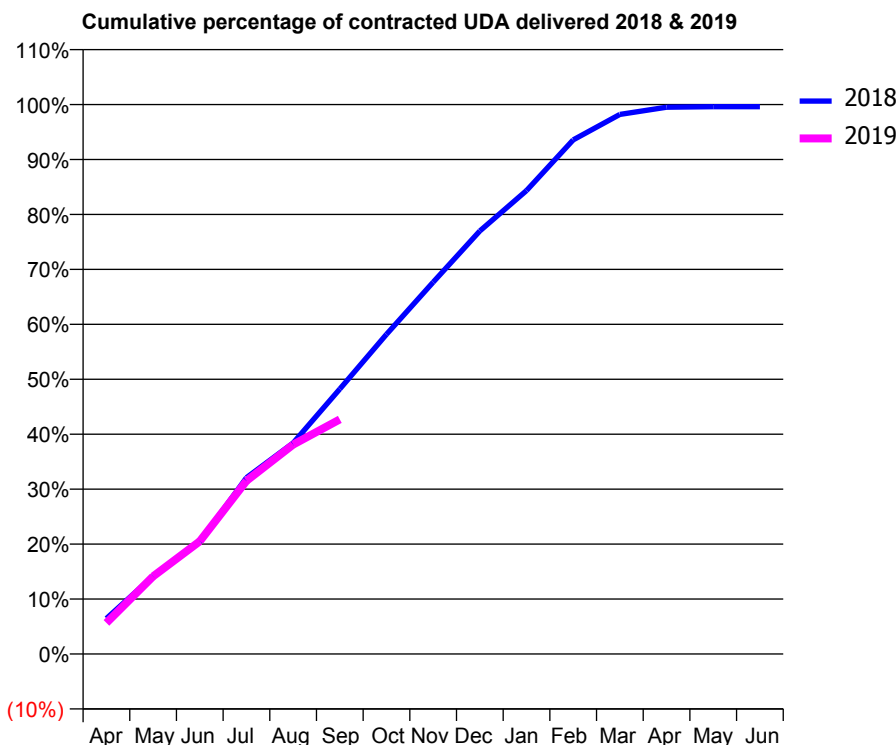
18/19 Contracted general activity (UDA)	13,261
Carry forward general activity (UDA)	0
18/19 Contracted orthodontic activity (UOA)	0
Carry forward orthodontic activity (UOA)	0
Baseline contract value	£388,985.72

ACCESS*

Patients seen in 24 months	Total	Change since previous quarter
Quarter ending September 2017	4,686	
Quarter ending December 2017	4,716	→
Quarter ending March 2018	4,699	→
Quarter ending June 2018	4,636	↓
Quarter ending September 2018	4,544	↓
Variance since September 2017	(3.0%)	↓



ACTIVITY



Month	Adjusted Scheduled Activity (UDA)	
	2018	2019
April	858	751
May	1,877	1,874
June	2,707	2,722
July	4,255	4,178
August	5,092	5,054
September	6,395	5,661
October	7,716	
November	8,973	
December	10,211	
January	11,184	
February	12,408	
March	13,020	
April	13,196	
May	13,207	
June	13,207	

QUALITY

	Quantity	Base Number	Contract	AT	Region	England
% of FP17s for the same patient ID Re-attending within 3 months - Children	65	697	9.3%	12.0%	12.2%	11.6%
% of FP17s for the same patient ID Re-attending within 3 months - Adults	348	2,464	14.1%	16.0%	15.8%	15.5%
% of FP17s for the same patient ID Re-attending between 3 & 9 months - Children	399	697	57.2%	58.2%	60.3%	58.8%
% of FP17s for the same patient ID Re-attending between 3 & 9 months - Adults	1,346	2,464	54.6%	51.6%	53.5%	51.1%
% of FP17s for Band 1 Urgent Courses	361	3,074	11.7%	10.1%	9.1%	9.0%
% of FP17s Relating to Free Repair or Replacements	87	3,074	2.8%	0.8%	1.0%	0.8%
% of FP17s Relating to Continuations	34	3,074	1.1%	0.9%	1.0%	0.9%
% of Patients satisfied with the dentistry they have received	1	1	N/A	94.9%	93.6%	93.3%
% of Patients satisfied with the time they had to wait for an appointment	1	1	N/A	89.4%	89.8%	88.9%

* This is based on patients treated on this contract for their most recent course of treatment. Figures in italics indicate the base number of FP17s or Patient Questionnaire responses are less than 100. N/A is shown where the base number of responses is less than 10 during the period. % is calculated as Quantity/Base number*100

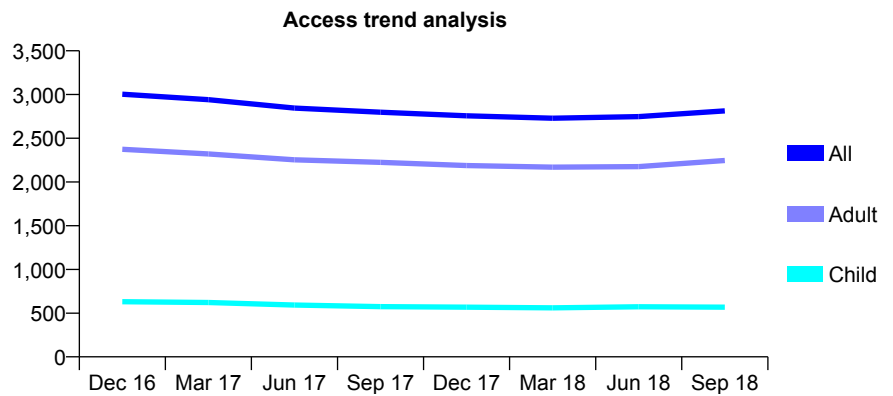
Q46 - Vital Signs At a Glance Contract Report for 101516/0002 - September 2018

Name or company name	The Crab Tree Lane and Church Street De
Contract type name	GDS Contract
Purpose of contract	General
Contract start date	03/12/2012
Contract end date	

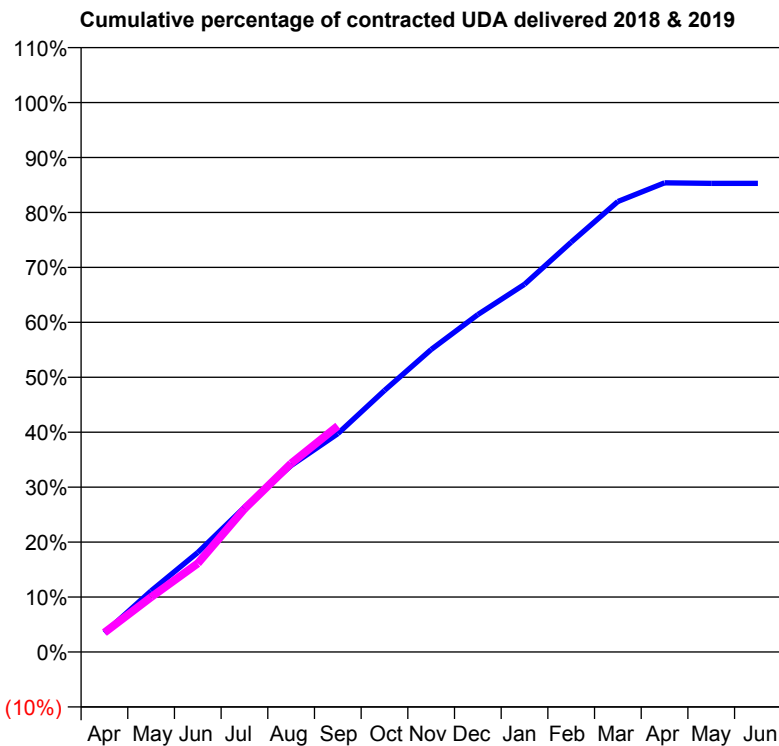
18/19 Contracted general activity (UDA)	11,024
Carry forward general activity (UDA)	0
18/19 Contracted orthodontic activity (UOA)	0
Carry forward orthodontic activity (UOA)	0
Baseline contract value	£360,753.34

ACCESS*

Patients seen in 24 months	Total	Change since previous quarter
Quarter ending September 2017	2,798	
Quarter ending December 2017	2,756	↓
Quarter ending March 2018	2,729	→
Quarter ending June 2018	2,748	→
Quarter ending September 2018	2,813	↑
Variance since September 2017	0.5%	→



ACTIVITY



Month	Adjusted Scheduled Activity (UDA)	
	2018	2019
April	384	390
May	1,227	1,100
June	1,998	1,777
July	2,903	2,873
August	3,741	3,783
September	4,379	4,535
October	5,248	
November	6,069	
December	6,770	
January	7,376	
February	8,223	
March	9,038	
April	9,414	
May	9,403	
June	9,403	

QUALITY

	Quantity	Base Number	Contract	AT	Region	England
% of FP17s for the same patient ID Re-attending within 3 months - Children	45	382	11.8%	12.0%	12.2%	11.6%
% of FP17s for the same patient ID Re-attending within 3 months - Adults	332	1,663	20.0%	16.0%	15.8%	15.5%
% of FP17s for the same patient ID Re-attending between 3 & 9 months - Children	173	382	45.3%	58.2%	60.3%	58.8%
% of FP17s for the same patient ID Re-attending between 3 & 9 months - Adults	773	1,663	46.5%	51.6%	53.5%	51.1%
% of FP17s for Band 1 Urgent Courses	191	1,916	10.0%	10.1%	9.1%	9.0%
% of FP17s Relating to Free Repair or Replacements	54	1,916	2.8%	0.8%	1.0%	0.8%
% of FP17s Relating to Continuations	48	1,916	2.5%	0.9%	1.0%	0.9%
% of Patients satisfied with the dentistry they have received	1	1	N/A	94.9%	93.6%	93.3%
% of Patients satisfied with the time they had to wait for an appointment	0	1	N/A	89.4%	89.8%	88.9%

* This is based on patients treated on this contract for their most recent course of treatment. Figures in italics indicate the base number of FP17s or Patient Questionnaire responses are less than 100. N/A is shown where the base number of responses is less than 10 during the period. % is calculated as Quantity/Base number*100

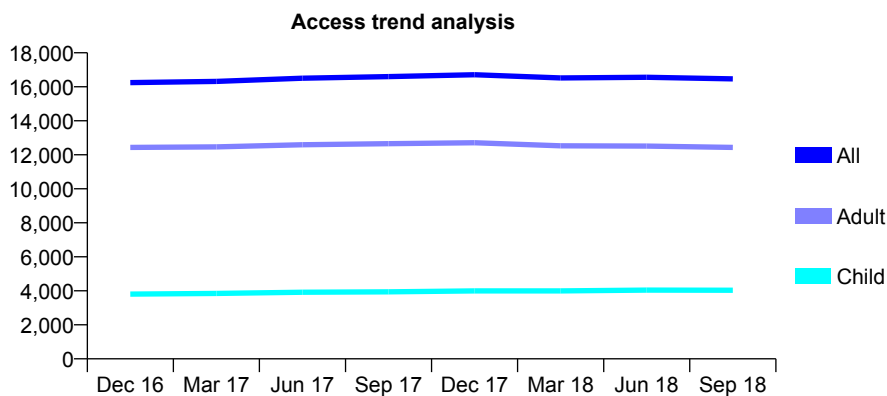
Q46 - Vital Signs At a Glance Contract Report for 102903/0001 - September 2018

Name or company name	Fogg, Whittingham & Casserley
Contract type name	GDS Contract
Purpose of contract	General and Orthodontic
Contract start date	01/04/2006
Contract end date	

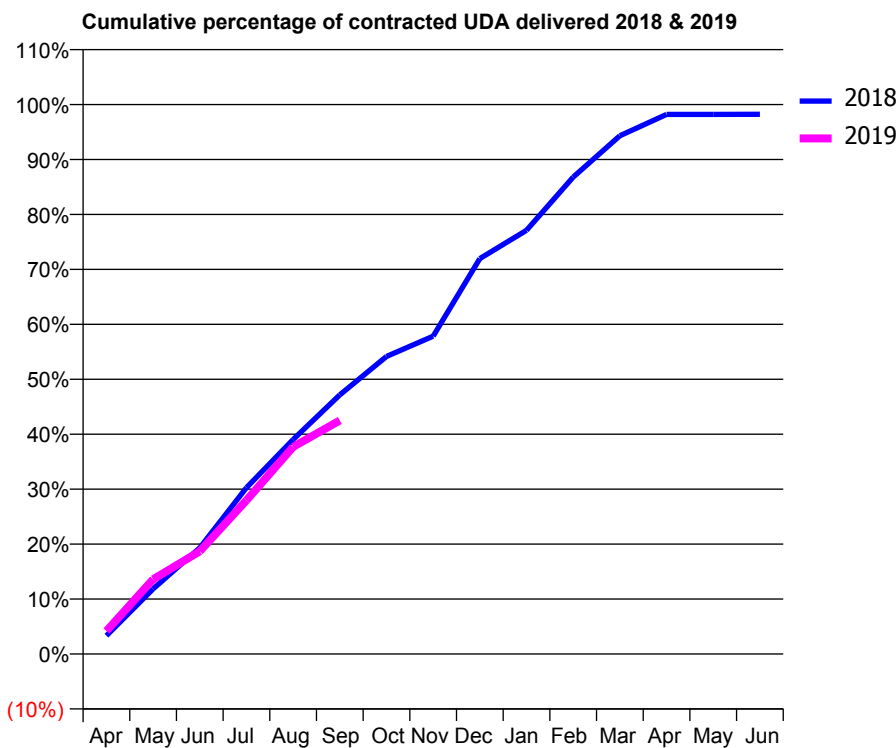
18/19 Contracted general activity (UDA)	39,616
Carry forward general activity (UDA)	0
18/19 Contracted orthodontic activity (UOA)	1,111
Carry forward orthodontic activity (UOA)	0
Baseline contract value	£1,190,532.98

ACCESS*

Patients seen in 24 months	Total	Change since previous quarter
Quarter ending September 2017	16,597	
Quarter ending December 2017	16,708	→
Quarter ending March 2018	16,519	↓
Quarter ending June 2018	16,558	→
Quarter ending September 2018	16,470	→
Variance since September 2017	(0.8%)	→



ACTIVITY



Month	Adjusted Scheduled Activity (UDA)	
	2018	2019
April	1,324	1,660
May	4,700	5,386
June	7,658	7,406
July	11,993	11,082
August	15,466	14,939
September	18,682	16,837
October	21,457	
November	22,912	
December	28,512	
January	30,549	
February	34,388	
March	37,365	
April	38,903	
May	38,901	
June	38,912	

QUALITY

	Quantity	Base Number	Contract	AT	Region	England
% of FP17s for the same patient ID Re-attending within 3 months - Children	695	3,643	19.1%	12.0%	12.2%	11.6%
% of FP17s for the same patient ID Re-attending within 3 months - Adults	1,380	7,695	17.9%	16.0%	15.8%	15.5%
% of FP17s for the same patient ID Re-attending between 3 & 9 months - Children	1,903	3,643	52.2%	58.2%	60.3%	58.8%
% of FP17s for the same patient ID Re-attending between 3 & 9 months - Adults	3,332	7,695	43.3%	51.6%	53.5%	51.1%
% of FP17s for Band 1 Urgent Courses	1,121	9,425	11.9%	10.1%	9.1%	9.0%
% of FP17s Relating to Free Repair or Replacements	136	9,425	1.4%	0.8%	1.0%	0.8%
% of FP17s Relating to Continuations	66	9,425	0.7%	0.9%	1.0%	0.9%
% of Patients satisfied with the dentistry they have received	8	10	80.0%	94.9%	93.6%	93.3%
% of Patients satisfied with the time they had to wait for an appointment	9	10	90.0%	89.4%	89.8%	88.9%

* This is based on patients treated on this contract for their most recent course of treatment. Figures in italics indicate the base number of FP17s or Patient Questionnaire responses are less than 100. N/A is shown where the base number of responses is less than 10 during the period. % is calculated as Quantity/Base number*100

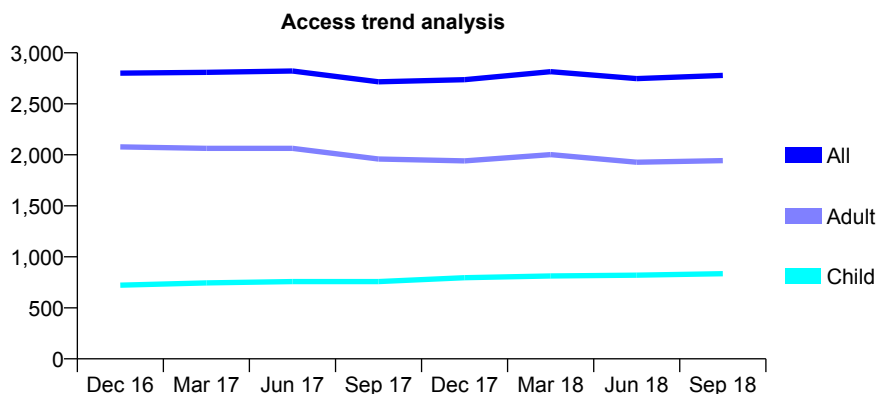
Q46 - Vital Signs At a Glance Contract Report for 103152/0001 - September 2018

Name or company name	Park House Dental Practice, Ramsbottom
Contract type name	GDS Contract
Purpose of contract	General
Contract start date	26/08/2014
Contract end date	

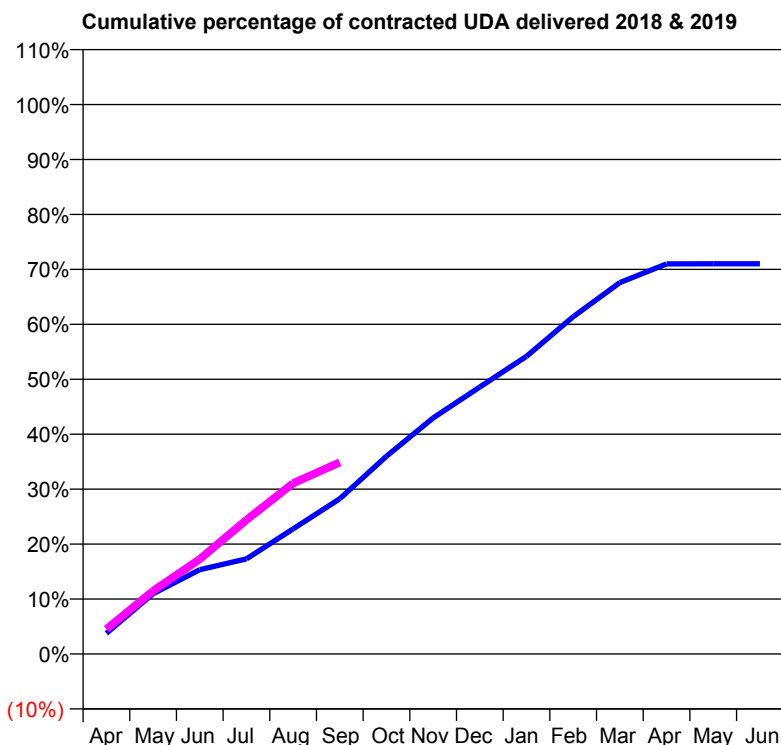
18/19 Contracted general activity (UDA)	10,000
Carry forward general activity (UDA)	0
18/19 Contracted orthodontic activity (UOA)	0
Carry forward orthodontic activity (UOA)	0
Baseline contract value	£258,031.86

ACCESS*

Patients seen in 24 months	Total	Change since previous quarter
Quarter ending September 2017	2,716	
Quarter ending December 2017	2,736	→
Quarter ending March 2018	2,815	↑
Quarter ending June 2018	2,747	↓
Quarter ending September 2018	2,778	→
Variance since September 2017	2.3%	↑



ACTIVITY



Month	Adjusted Scheduled Activity (UDA)	
	2018	2019
April	378	452
May	1,097	1,149
June	1,536	1,727
July	1,732	2,441
August	2,277	3,108
September	2,825	3,487
October	3,600	
November	4,298	
December	4,859	
January	5,417	
February	6,138	
March	6,759	
April	7,100	
May	7,101	
June	7,101	

QUALITY

	Quantity	Base Number	Contract	AT	Region	England
% of FP17s for the same patient ID Re-attending within 3 months - Children	35	553	6.3%	12.0%	12.2%	11.6%
% of FP17s for the same patient ID Re-attending within 3 months - Adults	141	1,177	12.0%	16.0%	15.8%	15.5%
% of FP17s for the same patient ID Re-attending between 3 & 9 months - Children	295	553	53.3%	58.2%	60.3%	58.8%
% of FP17s for the same patient ID Re-attending between 3 & 9 months - Adults	549	1,177	46.6%	51.6%	53.5%	51.1%
% of FP17s for Band 1 Urgent Courses	121	1,574	7.7%	10.1%	9.1%	9.0%
% of FP17s Relating to Free Repair or Replacements	19	1,574	1.2%	0.8%	1.0%	0.8%
% of FP17s Relating to Continuations	21	1,574	1.3%	0.9%	1.0%	0.9%
% of Patients satisfied with the dentistry they have received	2	2	N/A	94.9%	93.6%	93.3%
% of Patients satisfied with the time they had to wait for an appointment	2	2	N/A	89.4%	89.8%	88.9%

* This is based on patients treated on this contract for their most recent course of treatment. Figures in italics indicate the base number of FP17s or Patient Questionnaire responses are less than 100. N/A is shown where the base number of responses is less than 10 during the period. % is calculated as Quantity/Base number*100

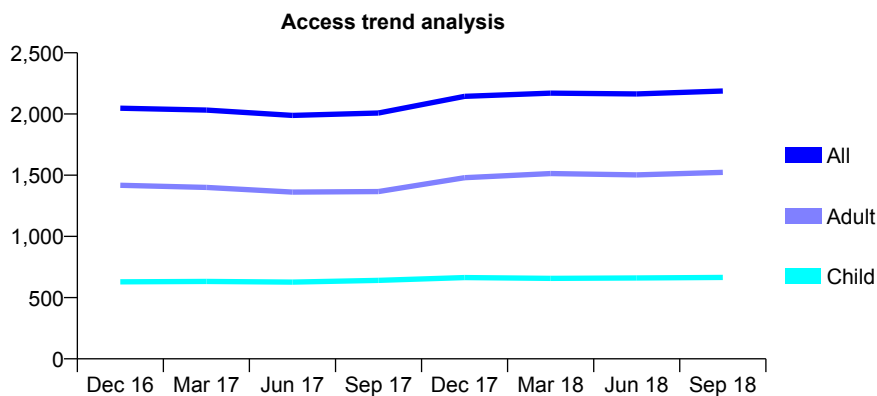
Q46 - Vital Signs At a Glance Contract Report for 103721/0001 - September 2018

Name or company name	Ocean Dental Ltd
Contract type name	GDS Contract
Purpose of contract	General
Contract start date	01/10/2009
Contract end date	

18/19 Contracted general activity (UDA)	5,600
Carry forward general activity (UDA)	0
18/19 Contracted orthodontic activity (UOA)	0
Carry forward orthodontic activity (UOA)	0
Baseline contract value	£162,707.48

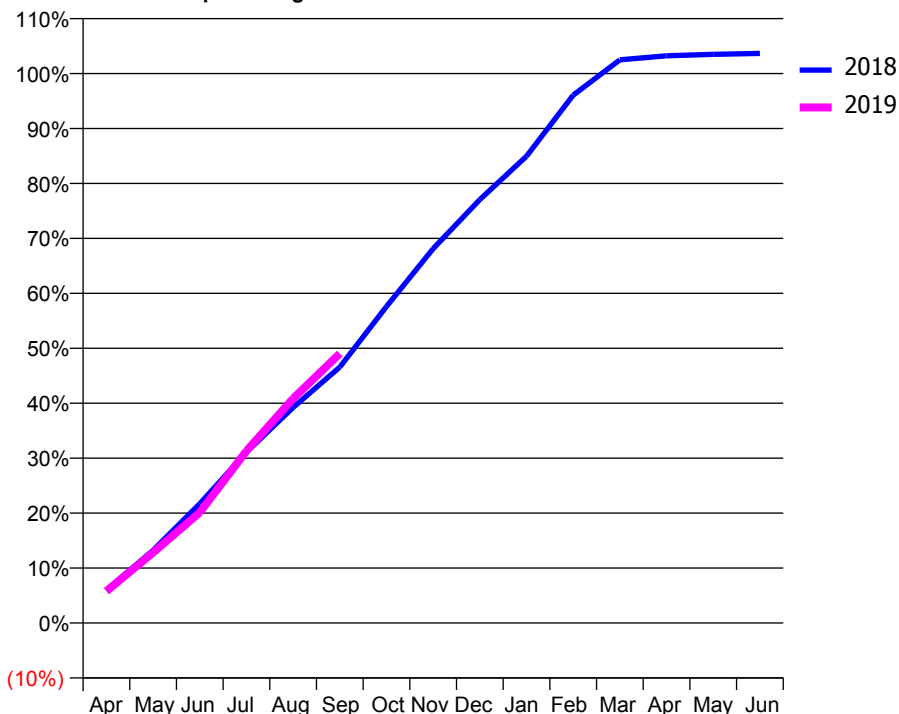
ACCESS*

Patients seen in 24 months	Total	Change since previous quarter
Quarter ending September 2017	2,008	
Quarter ending December 2017	2,144	↑
Quarter ending March 2018	2,171	→
Quarter ending June 2018	2,164	→
Quarter ending September 2018	2,188	→
Variance since September 2017	9.0%	↑



ACTIVITY

Cumulative percentage of contracted UDA delivered 2018 & 2019



Adjusted Scheduled Activity (UDA)		
Month	2018	2019
April	338	324
May	741	719
June	1,216	1,127
July	1,741	1,754
August	2,197	2,287
September	2,609	2,746
October	3,225	
November	3,815	
December	4,315	
January	4,758	
February	5,380	
March	5,740	
April	5,780	
May	5,796	
June	5,805	

QUALITY

	Quantity	Base Number	Contract	AT	Region	England
% of FP17s for the same patient ID Re-attending within 3 months - Children	52	535	9.7%	12.0%	12.2%	11.6%
% of FP17s for the same patient ID Re-attending within 3 months - Adults	135	1,052	12.8%	16.0%	15.8%	15.5%
% of FP17s for the same patient ID Re-attending between 3 & 9 months - Children	304	535	56.8%	58.2%	60.3%	58.8%
% of FP17s for the same patient ID Re-attending between 3 & 9 months - Adults	552	1,052	52.5%	51.6%	53.5%	51.1%
% of FP17s for Band 1 Urgent Courses	151	1,534	9.8%	10.1%	9.1%	9.0%
% of FP17s Relating to Free Repair or Replacements	1	1,534	0.1%	0.8%	1.0%	0.8%
% of FP17s Relating to Continuations	0	1,534	0.0%	0.9%	1.0%	0.9%
% of Patients satisfied with the dentistry they have received	0	0	N/A	94.9%	93.6%	93.3%
% of Patients satisfied with the time they had to wait for an appointment	0	0	N/A	89.4%	89.8%	88.9%

* This is based on patients treated on this contract for their most recent course of treatment. Figures in italics indicate the base number of FP17s or Patient Questionnaire responses are less than 100. N/A is shown where the base number of responses is less than 10 during the period. % is calculated as Quantity/Base number*100

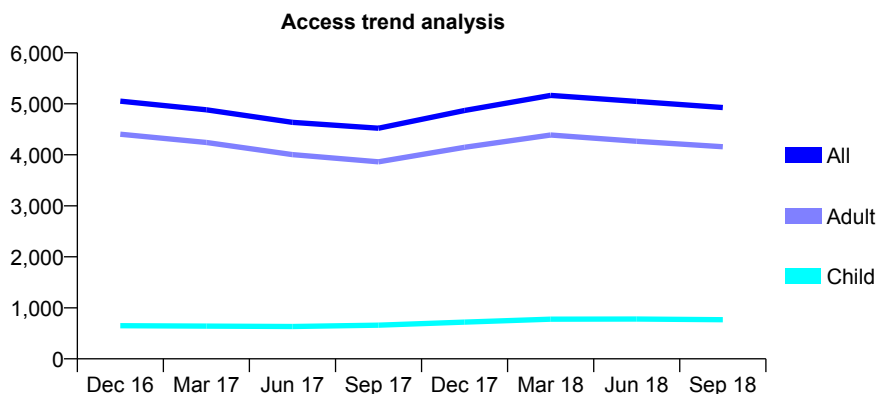
Q46 - Vital Signs At a Glance Contract Report for 103721/0002 - September 2018

Name or company name	Ocean Dental Ltd
Contract type name	GDS Contract
Purpose of contract	General
Contract start date	01/06/2010
Contract end date	

18/19 Contracted general activity (UDA)	12,000
Carry forward general activity (UDA)	0
18/19 Contracted orthodontic activity (UOA)	0
Carry forward orthodontic activity (UOA)	0
Baseline contract value	£333,328.11

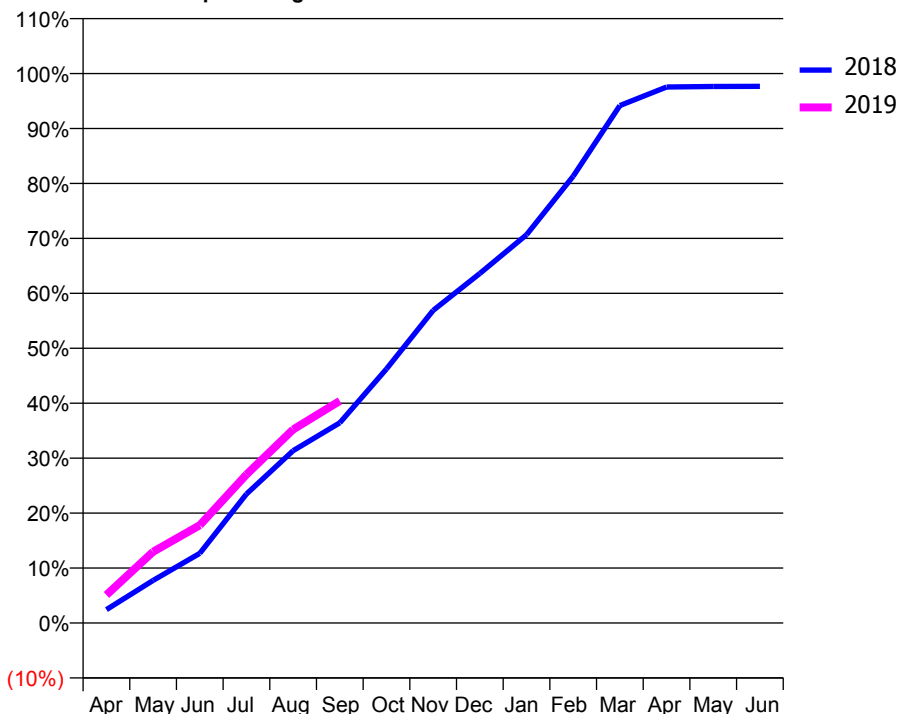
ACCESS*

Patients seen in 24 months	Total	Change since previous quarter
Quarter ending September 2017	4,522	
Quarter ending December 2017	4,869	↑
Quarter ending March 2018	5,165	↑
Quarter ending June 2018	5,046	↓
Quarter ending September 2018	4,926	↓
Variance since September 2017	8.9%	↑



ACTIVITY

Cumulative percentage of contracted UDA delivered 2018 & 2019



Adjusted Scheduled Activity (UDA)

Month	2018	2019
April	292	613
May	932	1,555
June	1,521	2,135
July	2,817	3,243
August	3,765	4,226
September	4,372	4,850
October	5,550	
November	6,826	
December	7,635	
January	8,478	
February	9,758	
March	11,299	
April	11,705	
May	11,716	
June	11,719	

QUALITY

	Quantity	Base Number	Contract	AT	Region	England
% of FP17s for the same patient ID Re-attending within 3 months - Children	52	590	8.8%	12.0%	12.2%	11.6%
% of FP17s for the same patient ID Re-attending within 3 months - Adults	307	2,376	12.9%	16.0%	15.8%	15.5%
% of FP17s for the same patient ID Re-attending between 3 & 9 months - Children	405	590	68.6%	58.2%	60.3%	58.8%
% of FP17s for the same patient ID Re-attending between 3 & 9 months - Adults	1,281	2,376	53.9%	51.6%	53.5%	51.1%
% of FP17s for Band 1 Urgent Courses	319	2,762	11.5%	10.1%	9.1%	9.0%
% of FP17s Relating to Free Repair or Replacements	20	2,762	0.7%	0.8%	1.0%	0.8%
% of FP17s Relating to Continuations	4	2,762	0.1%	0.9%	1.0%	0.9%
% of Patients satisfied with the dentistry they have received	3	3	N/A	94.9%	93.6%	93.3%
% of Patients satisfied with the time they had to wait for an appointment	3	3	N/A	89.4%	89.8%	88.9%

* This is based on patients treated on this contract for their most recent course of treatment. Figures in italics indicate the base number of FP17s or Patient Questionnaire responses are less than 100. N/A is shown where the base number of responses is less than 10 during the period. % is calculated as Quantity/Base number*100

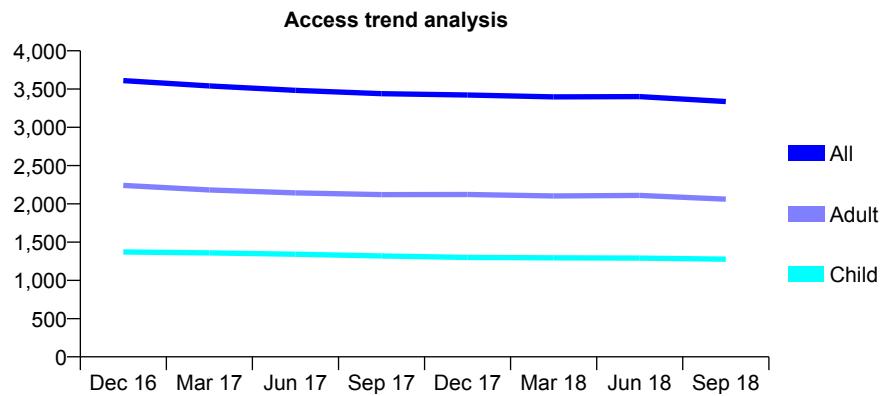
Q46 - Vital Signs At a Glance Contract Report for 103845/0001 - September 2018

Name or company name	Ian Wood and Partners
Contract type name	GDS Contract
Purpose of contract	General
Contract start date	01/09/2010
Contract end date	

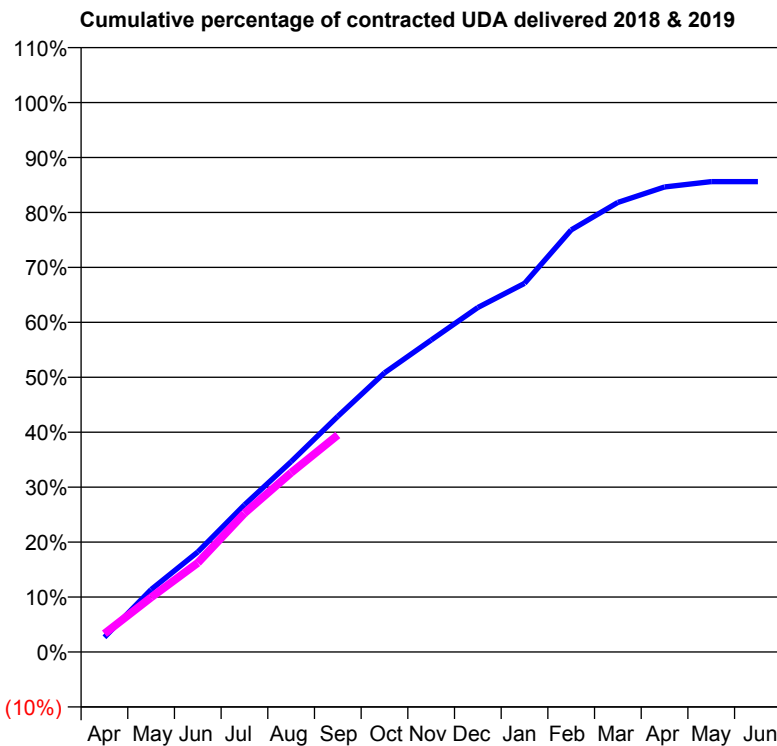
18/19 Contracted general activity (UDA)	9,500
Carry forward general activity (UDA)	0
18/19 Contracted orthodontic activity (UOA)	0
Carry forward orthodontic activity (UOA)	0
Baseline contract value	£240,735.20

ACCESS*

Patients seen in 24 months	Total	Change since previous quarter
Quarter ending September 2017	3,439	
Quarter ending December 2017	3,422	→
Quarter ending March 2018	3,397	→
Quarter ending June 2018	3,401	→
Quarter ending September 2018	3,337	↓
Variance since September 2017	(3.0%)	↓



ACTIVITY



Month	Adjusted Scheduled Activity (UDA)	
	2018	2019
April	255	317
May	1,081	943
June	1,729	1,540
July	2,544	2,398
August	3,291	3,100
September	4,075	3,751
October	4,826	
November	5,394	
December	5,956	
January	6,374	
February	7,298	
March	7,774	
April	8,040	
May	8,131	
June	8,131	

QUALITY

	Quantity	Base Number	Contract	AT	Region	England
% of FP17s for the same patient ID Re-attending within 3 months - Children	123	1,060	11.6%	12.0%	12.2%	11.6%
% of FP17s for the same patient ID Re-attending within 3 months - Adults	227	1,363	16.7%	16.0%	15.8%	15.5%
% of FP17s for the same patient ID Re-attending between 3 & 9 months - Children	622	1,060	58.7%	58.2%	60.3%	58.8%
% of FP17s for the same patient ID Re-attending between 3 & 9 months - Adults	701	1,363	51.4%	51.6%	53.5%	51.1%
% of FP17s for Band 1 Urgent Courses	135	2,188	6.2%	10.1%	9.1%	9.0%
% of FP17s Relating to Free Repair or Replacements	10	2,188	0.5%	0.8%	1.0%	0.8%
% of FP17s Relating to Continuations	51	2,188	2.3%	0.9%	1.0%	0.9%
% of Patients satisfied with the dentistry they have received	1	1	N/A	94.9%	93.6%	93.3%
% of Patients satisfied with the time they had to wait for an appointment	1	1	N/A	89.4%	89.8%	88.9%

* This is based on patients treated on this contract for their most recent course of treatment. Figures in italics indicate the base number of FP17s or Patient Questionnaire responses are less than 100. N/A is shown where the base number of responses is less than 10 during the period. % is calculated as Quantity/Base number*100

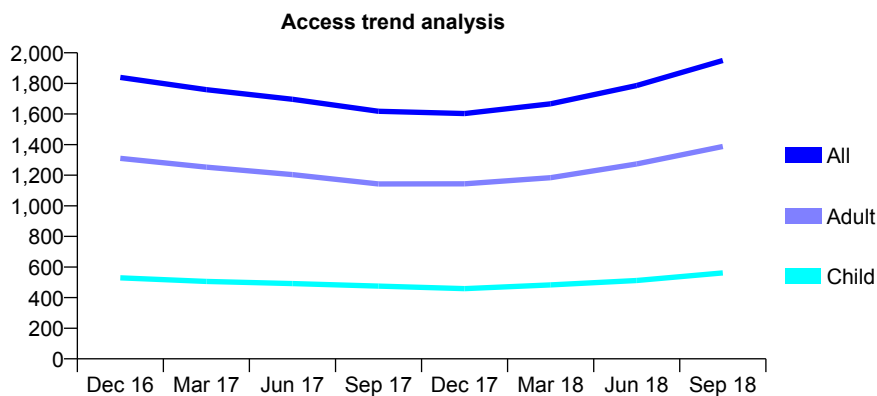
Q46 - Vital Signs At a Glance Contract Report for 106984/0006 - September 2018

Name or company name	Ravat and Ray Dental Care (Salford) Ltd
Contract type name	GDS Contract
Purpose of contract	General
Contract start date	01/04/2013
Contract end date	

18/19 Contracted general activity (UDA)	7,000
Carry forward general activity (UDA)	0
18/19 Contracted orthodontic activity (UOA)	0
Carry forward orthodontic activity (UOA)	0
Baseline contract value	£216,067.33

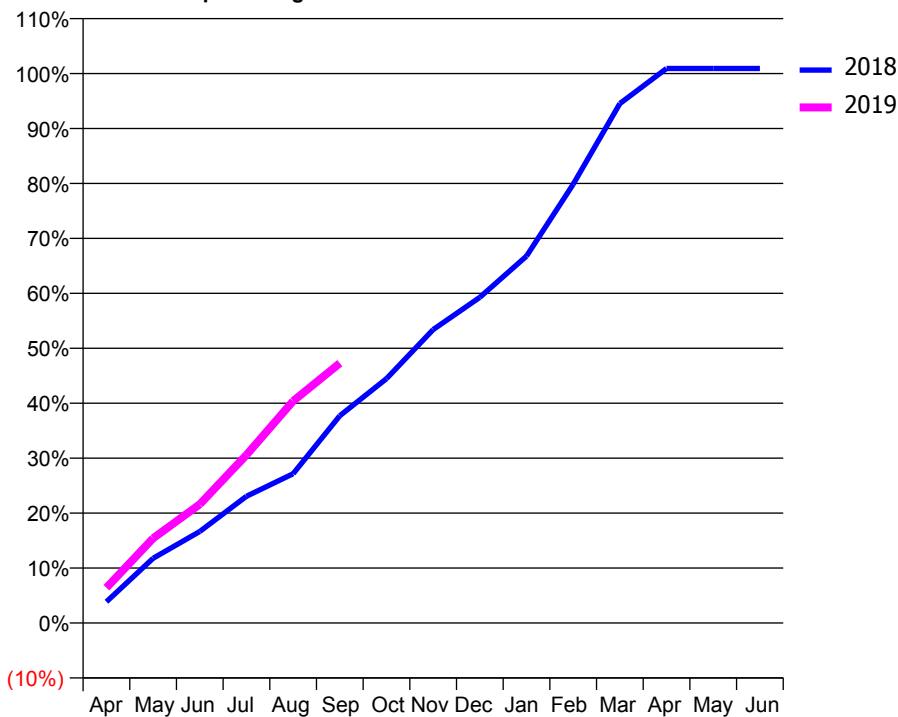
ACCESS*

Patients seen in 24 months	Total	Change since previous quarter
Quarter ending September 2017	1,618	
Quarter ending December 2017	1,603	→
Quarter ending March 2018	1,667	↑
Quarter ending June 2018	1,786	↑
Quarter ending September 2018	1,950	↑
Variance since September 2017	20.5%	↑



ACTIVITY

Cumulative percentage of contracted UDA delivered 2018 & 2019



Month	Adjusted Scheduled Activity (UDA)	
	2018	2019
April	271	450
May	825	1,079
June	1,165	1,513
July	1,615	2,141
August	1,902	2,827
September	2,640	3,310
October	3,114	
November	3,739	
December	4,149	
January	4,674	
February	5,590	
March	6,618	
April	7,064	
May	7,065	
June	7,065	

QUALITY

	Quantity	Base Number	Contract	AT	Region	England
% of FP17s for the same patient ID Re-attending within 3 months - Children	77	545	14.1%	12.0%	12.2%	11.6%
% of FP17s for the same patient ID Re-attending within 3 months - Adults	182	1,160	15.7%	16.0%	15.8%	15.5%
% of FP17s for the same patient ID Re-attending between 3 & 9 months - Children	284	545	52.1%	58.2%	60.3%	58.8%
% of FP17s for the same patient ID Re-attending between 3 & 9 months - Adults	504	1,160	43.4%	51.6%	53.5%	51.1%
% of FP17s for Band 1 Urgent Courses	130	1,598	8.1%	10.1%	9.1%	9.0%
% of FP17s Relating to Free Repair or Replacements	22	1,598	1.4%	0.8%	1.0%	0.8%
% of FP17s Relating to Continuations	5	1,598	0.3%	0.9%	1.0%	0.9%
% of Patients satisfied with the dentistry they have received	0	1	N/A	94.9%	93.6%	93.3%
% of Patients satisfied with the time they had to wait for an appointment	0	1	N/A	89.4%	89.8%	88.9%

* This is based on patients treated on this contract for their most recent course of treatment. Figures in italics indicate the base number of FP17s or Patient Questionnaire responses are less than 100. N/A is shown where the base number of responses is less than 10 during the period. % is calculated as Quantity/Base number*100

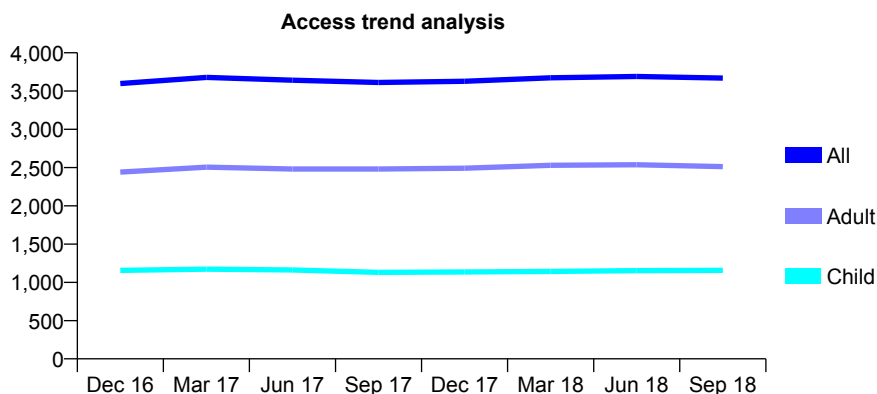
Q46 - Vital Signs At a Glance Contract Report for 108367/0001 - September 2018

Name or company name	Bell Lane Dental Practice
Contract type name	GDS Contract
Purpose of contract	General and Orthodontic
Contract start date	01/04/2012
Contract end date	

18/19 Contracted general activity (UDA)	12,338
Carry forward general activity (UDA)	0
18/19 Contracted orthodontic activity (UOA)	1,680
Carry forward orthodontic activity (UOA)	0
Baseline contract value	£566,182.23

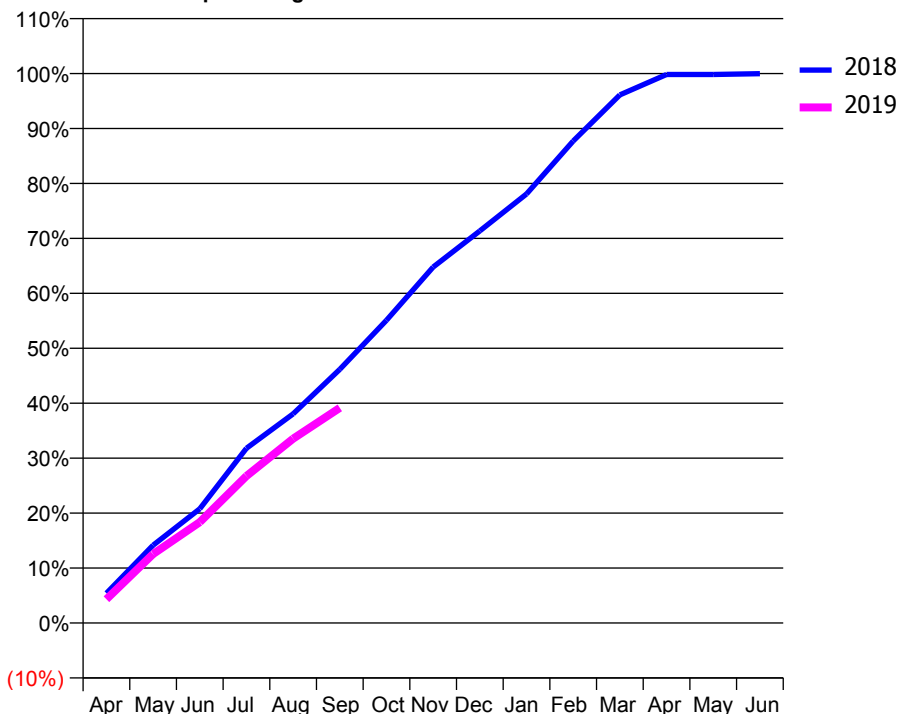
ACCESS*

Patients seen in 24 months	Total	Change since previous quarter
Quarter ending September 2017	3,612	
Quarter ending December 2017	3,628	→
Quarter ending March 2018	3,673	→
Quarter ending June 2018	3,690	→
Quarter ending September 2018	3,669	→
Variance since September 2017	1.6%	→



ACTIVITY

Cumulative percentage of contracted UDA delivered 2018 & 2019



Month	Adjusted Scheduled Activity (UDA)	
	2018	2019
April	669	533
May	1,748	1,550
June	2,564	2,266
July	3,923	3,302
August	4,695	4,140
September	5,698	4,830
October	6,797	
November	7,994	
December	8,805	
January	9,634	
February	10,821	
March	11,857	
April	12,317	
May	12,316	
June	12,333	

QUALITY

	Quantity	Base Number	Contract	AT	Region	England
% of FP17s for the same patient ID Re-attending within 3 months - Children	54	884	6.1%	12.0%	12.2%	11.6%
% of FP17s for the same patient ID Re-attending within 3 months - Adults	127	1,511	8.4%	16.0%	15.8%	15.5%
% of FP17s for the same patient ID Re-attending between 3 & 9 months - Children	507	884	57.4%	58.2%	60.3%	58.8%
% of FP17s for the same patient ID Re-attending between 3 & 9 months - Adults	783	1,511	51.8%	51.6%	53.5%	51.1%
% of FP17s for Band 1 Urgent Courses	87	2,153	4.0%	10.1%	9.1%	9.0%
% of FP17s Relating to Free Repair or Replacements	24	2,153	1.1%	0.8%	1.0%	0.8%
% of FP17s Relating to Continuations	23	2,153	1.1%	0.9%	1.0%	0.9%
% of Patients satisfied with the dentistry they have received	2	2	N/A	94.9%	93.6%	93.3%
% of Patients satisfied with the time they had to wait for an appointment	2	2	N/A	89.4%	89.8%	88.9%

* This is based on patients treated on this contract for their most recent course of treatment. Figures in italics indicate the base number of FP17s or Patient Questionnaire responses are less than 100. N/A is shown where the base number of responses is less than 10 during the period. % is calculated as Quantity/Base number*100

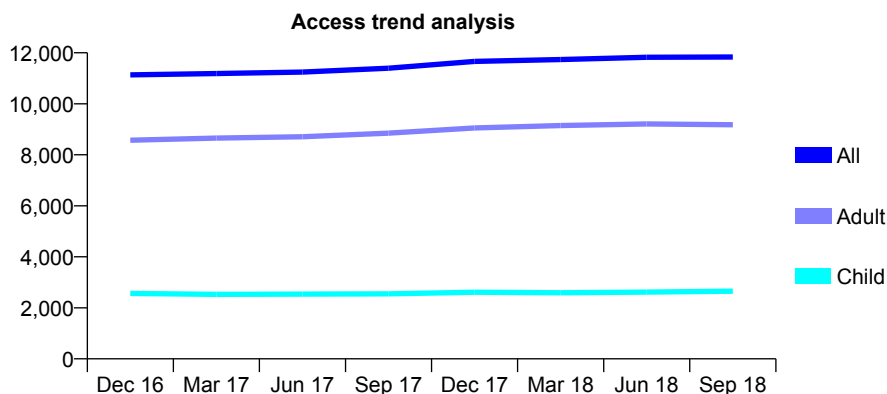
Q46 - Vital Signs At a Glance Contract Report for 108944/0001 - September 2018

Name or company name	Kenworthy Street Partnership
Contract type name	GDS Contract
Purpose of contract	General
Contract start date	01/04/2011
Contract end date	

18/19 Contracted general activity (UDA)	33,191
Carry forward general activity (UDA)	0
18/19 Contracted orthodontic activity (UOA)	0
Carry forward orthodontic activity (UOA)	0
Baseline contract value	£1,102,963.91

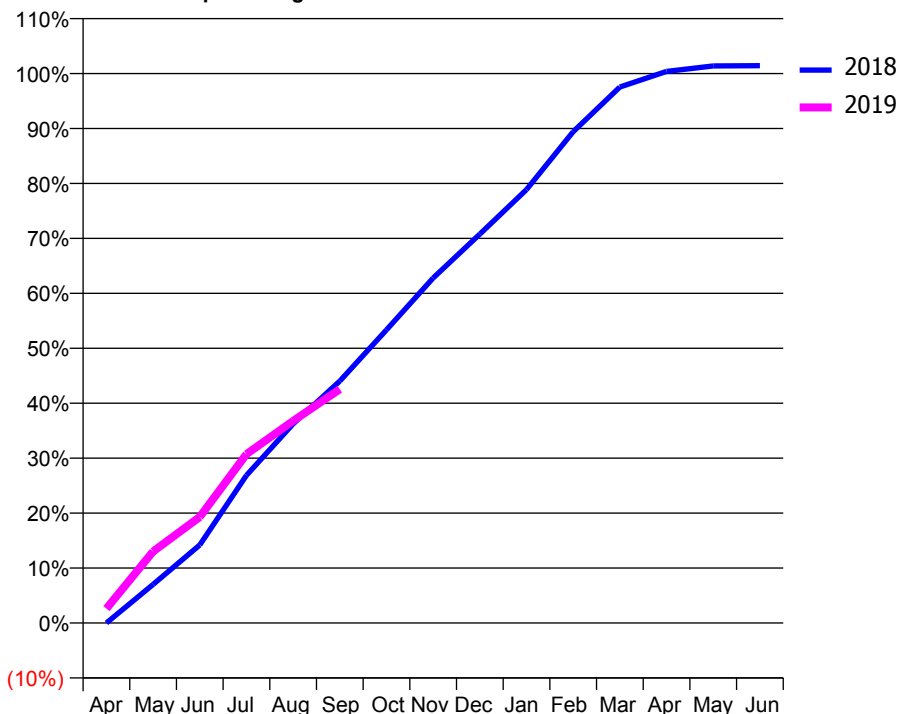
ACCESS*

Patients seen in 24 months	Total	Change since previous quarter
Quarter ending September 2017	11,397	
Quarter ending December 2017	11,663	↑
Quarter ending March 2018	11,735	→
Quarter ending June 2018	11,826	→
Quarter ending September 2018	11,837	→
Variance since September 2017	3.9%	↑



ACTIVITY

Cumulative percentage of contracted UDA delivered 2018 & 2019



Adjusted Scheduled Activity (UDA)

Month	2018	2019
April	-4	877
May	2,333	4,325
June	4,714	6,409
July	8,921	10,203
August	12,025	12,208
September	14,614	14,123
October	17,709	
November	20,843	
December	23,494	
January	26,178	
February	29,673	
March	32,372	
April	33,320	
May	33,647	
June	33,664	

QUALITY

	Quantity	Base Number	Contract	AT	Region	England
% of FP17s for the same patient ID Re-attending within 3 months - Children	141	1,526	9.2%	12.0%	12.2%	11.6%
% of FP17s for the same patient ID Re-attending within 3 months - Adults	686	4,853	14.1%	16.0%	15.8%	15.5%
% of FP17s for the same patient ID Re-attending between 3 & 9 months - Children	704	1,526	46.1%	58.2%	60.3%	58.8%
% of FP17s for the same patient ID Re-attending between 3 & 9 months - Adults	1,819	4,853	37.5%	51.6%	53.5%	51.1%
% of FP17s for Band 1 Urgent Courses	601	5,866	10.2%	10.1%	9.1%	9.0%
% of FP17s Relating to Free Repair or Replacements	70	5,866	1.2%	0.8%	1.0%	0.8%
% of FP17s Relating to Continuations	105	5,866	1.8%	0.9%	1.0%	0.9%
% of Patients satisfied with the dentistry they have received	1	1	N/A	94.9%	93.6%	93.3%
% of Patients satisfied with the time they had to wait for an appointment	1	1	N/A	89.4%	89.8%	88.9%

* This is based on patients treated on this contract for their most recent course of treatment. Figures in italics indicate the base number of FP17s or Patient Questionnaire responses are less than 100. N/A is shown where the base number of responses is less than 10 during the period. % is calculated as Quantity/Base number*100

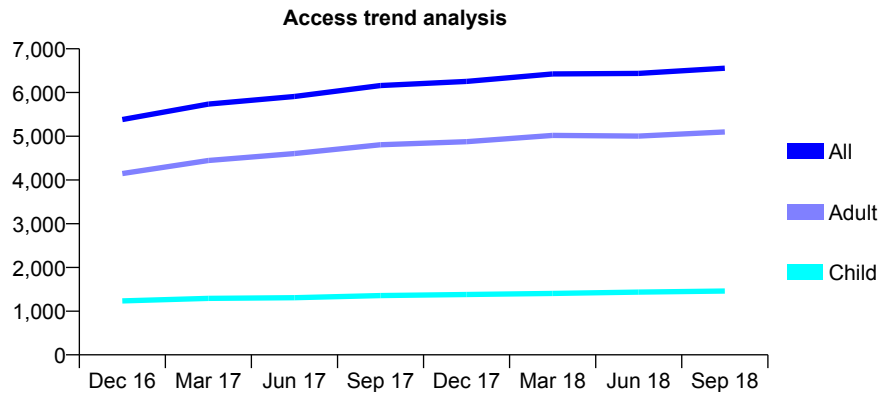
Q46 - Vital Signs At a Glance Contract Report for 109037/0001 - September 2018

Name or company name	Cheadle Heath Dental Practice
Contract type name	GDS Contract
Purpose of contract	General
Contract start date	01/12/2015
Contract end date	

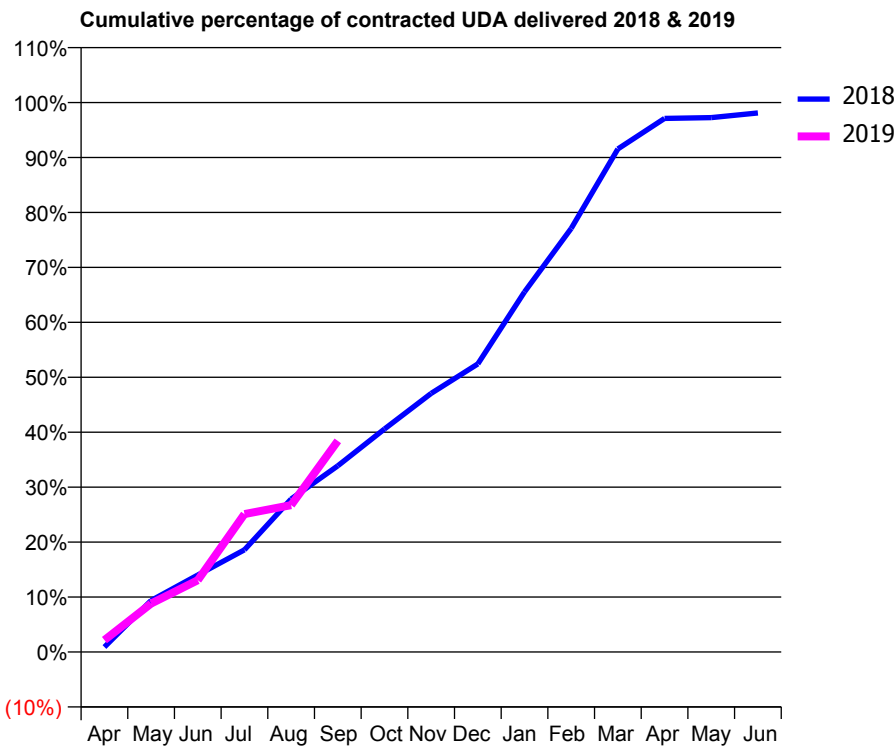
18/19 Contracted general activity (UDA)	17,500
Carry forward general activity (UDA)	0
18/19 Contracted orthodontic activity (UOA)	0
Carry forward orthodontic activity (UOA)	0
Baseline contract value	£519,103.14

ACCESS*

Patients seen in 24 months	Total	Change since previous quarter
Quarter ending September 2017	6,161	
Quarter ending December 2017	6,255	→
Quarter ending March 2018	6,424	↑
Quarter ending June 2018	6,437	→
Quarter ending September 2018	6,557	→
Variance since September 2017	6.4%	↑



ACTIVITY



Month	Adjusted Scheduled Activity (UDA)	
	2018	2019
April	157	380
May	1,641	1,545
June	2,453	2,285
July	3,253	4,392
August	4,874	4,676
September	5,931	6,723
October	7,104	
November	8,238	
December	9,177	
January	11,467	
February	13,491	
March	16,022	
April	16,992	
May	17,017	
June	17,168	

QUALITY

	Quantity	Base Number	Contract	AT	Region	England
% of FP17s for the same patient ID Re-attending within 3 months - Children	70	972	7.2%	12.0%	12.2%	11.6%
% of FP17s for the same patient ID Re-attending within 3 months - Adults	367	3,004	12.2%	16.0%	15.8%	15.5%
% of FP17s for the same patient ID Re-attending between 3 & 9 months - Children	579	972	59.6%	58.2%	60.3%	58.8%
% of FP17s for the same patient ID Re-attending between 3 & 9 months - Adults	1,568	3,004	52.2%	51.6%	53.5%	51.1%
% of FP17s for Band 1 Urgent Courses	145	3,449	4.2%	10.1%	9.1%	9.0%
% of FP17s Relating to Free Repair or Replacements	35	3,449	1.0%	0.8%	1.0%	0.8%
% of FP17s Relating to Continuations	36	3,449	1.0%	0.9%	1.0%	0.9%
% of Patients satisfied with the dentistry they have received	6	7	N/A	94.9%	93.6%	93.3%
% of Patients satisfied with the time they had to wait for an appointment	7	7	N/A	89.4%	89.8%	88.9%

* This is based on patients treated on this contract for their most recent course of treatment. Figures in italics indicate the base number of FP17s or Patient Questionnaire responses are less than 100. N/A is shown where the base number of responses is less than 10 during the period. % is calculated as Quantity/Base number*100

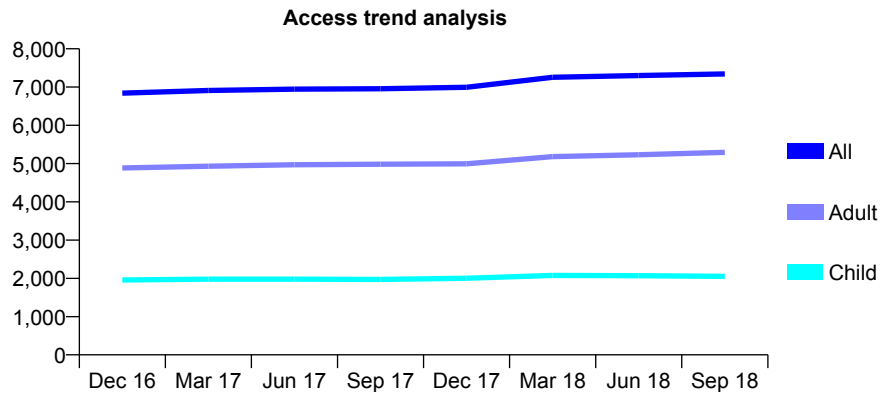
Q46 - Vital Signs At a Glance Contract Report for 109169/0001 - September 2018

Name or company name	Ash Dental Practice Limited
Contract type name	GDS Contract
Purpose of contract	General
Contract start date	01/07/2010
Contract end date	

18/19 Contracted general activity (UDA)	20,111
Carry forward general activity (UDA)	0
18/19 Contracted orthodontic activity (UOA)	0
Carry forward orthodontic activity (UOA)	0
Baseline contract value	£620,487.01

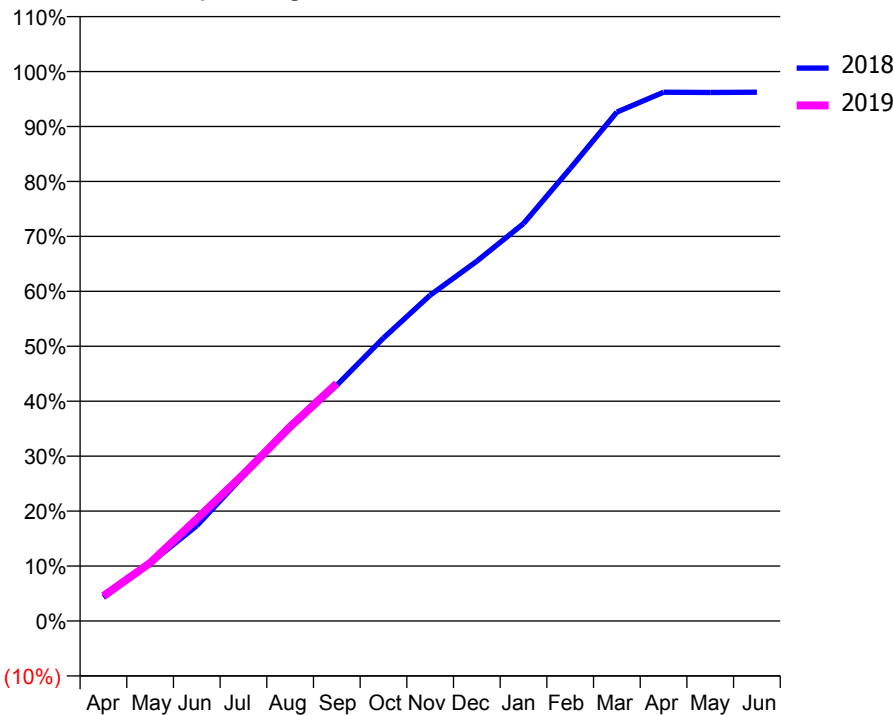
ACCESS*

Patients seen in 24 months	Total	Change since previous quarter
Quarter ending September 2017	6,956	
Quarter ending December 2017	6,994	→
Quarter ending March 2018	7,256	↑
Quarter ending June 2018	7,301	→
Quarter ending September 2018	7,342	→
Variance since September 2017	5.5%	↑



ACTIVITY

Cumulative percentage of contracted UDA delivered 2018 & 2019



Month	Adjusted Scheduled Activity (UDA)	
	2018	2019
April	861	914
May	2,114	2,126
June	3,485	3,738
July	5,317	5,373
August	7,056	7,114
September	8,630	8,693
October	10,360	
November	11,927	
December	13,169	
January	14,544	
February	16,563	
March	18,625	
April	19,352	
May	19,342	
June	19,351	

QUALITY

	Quantity	Base Number	Contract	AT	Region	England
% of FP17s for the same patient ID Re-attending within 3 months - Children	188	1,488	12.6%	12.0%	12.2%	11.6%
% of FP17s for the same patient ID Re-attending within 3 months - Adults	768	3,762	20.4%	16.0%	15.8%	15.5%
% of FP17s for the same patient ID Re-attending between 3 & 9 months - Children	873	1,488	58.7%	58.2%	60.3%	58.8%
% of FP17s for the same patient ID Re-attending between 3 & 9 months - Adults	1,823	3,762	48.5%	51.6%	53.5%	51.1%
% of FP17s for Band 1 Urgent Courses	566	4,094	13.8%	10.1%	9.1%	9.0%
% of FP17s Relating to Free Repair or Replacements	34	4,094	0.8%	0.8%	1.0%	0.8%
% of FP17s Relating to Continuations	0	4,094	0.0%	0.9%	1.0%	0.9%
% of Patients satisfied with the dentistry they have received	2	2	N/A	94.9%	93.6%	93.3%
% of Patients satisfied with the time they had to wait for an appointment	1	2	N/A	89.4%	89.8%	88.9%

* This is based on patients treated on this contract for their most recent course of treatment. Figures in italics indicate the base number of FP17s or Patient Questionnaire responses are less than 100. N/A is shown where the base number of responses is less than 10 during the period. % is calculated as Quantity/Base number*100

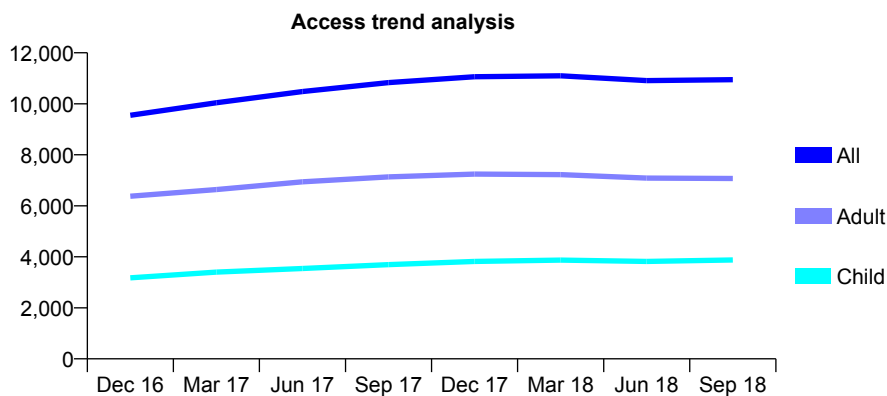
Q46 - Vital Signs At a Glance Contract Report for 109266/0001 - September 2018

Name or company name	Urgent Dental Care Ltd
Contract type name	GDS Contract
Purpose of contract	General
Contract start date	01/09/2013
Contract end date	

18/19 Contracted general activity (UDA)	27,120
Carry forward general activity (UDA)	0
18/19 Contracted orthodontic activity (UOA)	0
Carry forward orthodontic activity (UOA)	0
Baseline contract value	£794,738.13

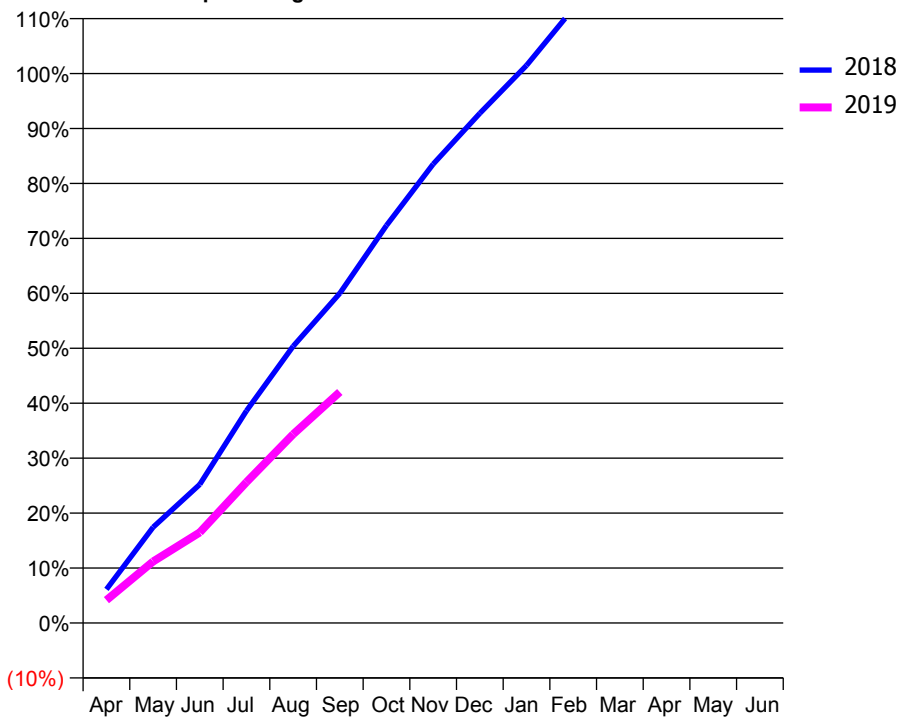
ACCESS*

Patients seen in 24 months	Total	Change since previous quarter
Quarter ending September 2017	10,829	
Quarter ending December 2017	11,063	↑
Quarter ending March 2018	11,098	→
Quarter ending June 2018	10,908	↓
Quarter ending September 2018	10,949	→
Variance since September 2017	1.1%	→



ACTIVITY

Cumulative percentage of contracted UDA delivered 2018 & 2019



Month	Adjusted Scheduled Activity (UDA)	
	2018	2019
April	1,660	1,129
May	4,726	3,037
June	6,841	4,472
July	10,475	6,956
August	13,661	9,319
September	16,271	11,401
October	19,623	
November	22,651	
December	25,154	
January	27,519	
February	30,317	
March	32,333	
April	33,396	
May	33,403	
June	33,418	

QUALITY

	Quantity	Base Number	Contract	AT	Region	England
% of FP17s for the same patient ID Re-attending within 3 months - Children	200	2,295	8.7%	12.0%	12.2%	11.6%
% of FP17s for the same patient ID Re-attending within 3 months - Adults	525	3,327	15.8%	16.0%	15.8%	15.5%
% of FP17s for the same patient ID Re-attending between 3 & 9 months - Children	1,148	2,295	50.0%	58.2%	60.3%	58.8%
% of FP17s for the same patient ID Re-attending between 3 & 9 months - Adults	1,525	3,327	45.8%	51.6%	53.5%	51.1%
% of FP17s for Band 1 Urgent Courses	557	5,153	10.8%	10.1%	9.1%	9.0%
% of FP17s Relating to Free Repair or Replacements	36	5,153	0.7%	0.8%	1.0%	0.8%
% of FP17s Relating to Continuations	13	5,153	0.3%	0.9%	1.0%	0.9%
% of Patients satisfied with the dentistry they have received	3	3	N/A	94.9%	93.6%	93.3%
% of Patients satisfied with the time they had to wait for an appointment	2	3	N/A	89.4%	89.8%	88.9%

* This is based on patients treated on this contract for their most recent course of treatment. Figures in italics indicate the base number of FP17s or Patient Questionnaire responses are less than 100. N/A is shown where the base number of responses is less than 10 during the period. % is calculated as Quantity/Base number*100

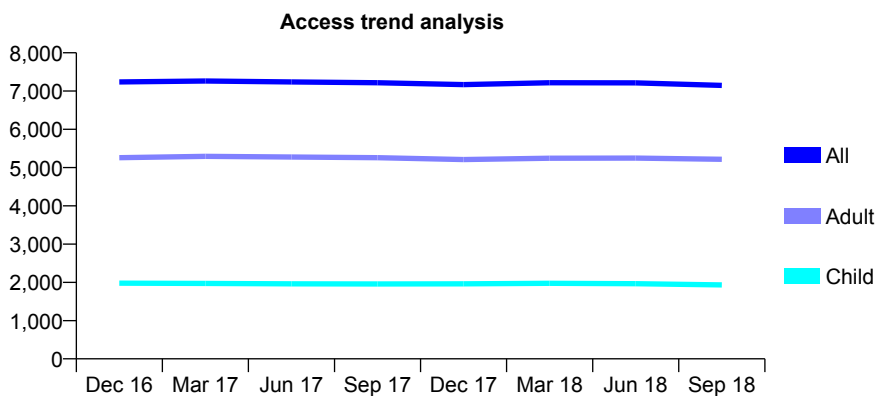
Q46 - Vital Signs At a Glance Contract Report for 109703/0001 - September 2018

Name or company name	Clarendon Dental Practice
Contract type name	GDS Contract
Purpose of contract	General
Contract start date	01/04/2009
Contract end date	

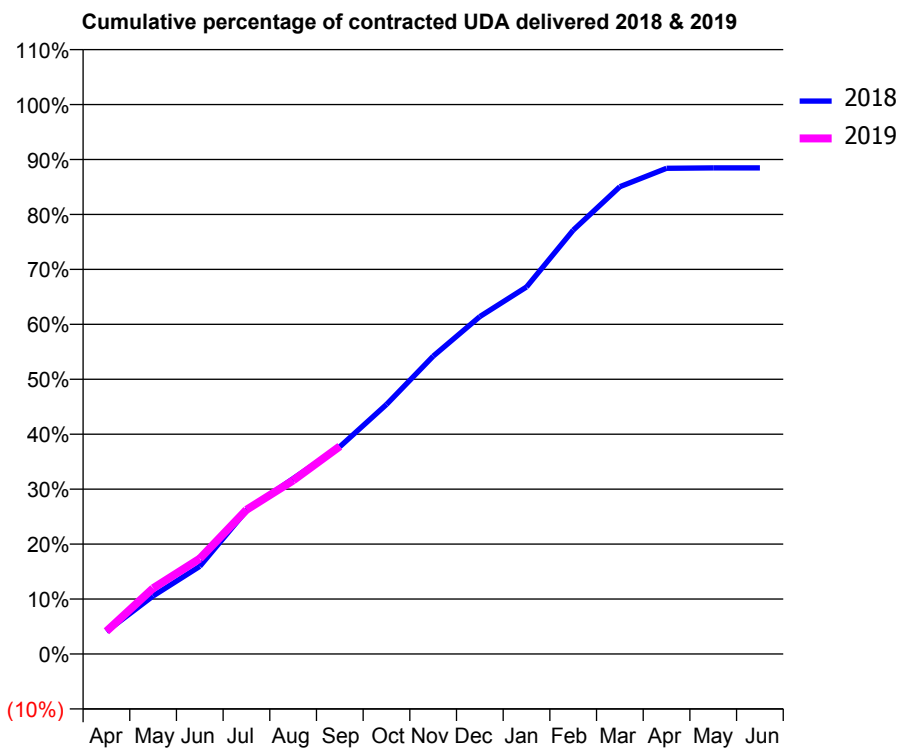
18/19 Contracted general activity (UDA)	23,600
Carry forward general activity (UDA)	0
18/19 Contracted orthodontic activity (UOA)	0
Carry forward orthodontic activity (UOA)	0
Baseline contract value	£785,195.92

ACCESS*

Patients seen in 24 months	Total	Change since previous quarter
Quarter ending September 2017	7,217	
Quarter ending December 2017	7,170	→
Quarter ending March 2018	7,216	→
Quarter ending June 2018	7,214	→
Quarter ending September 2018	7,149	→
Variance since September 2017	(0.9%)	→



ACTIVITY



Adjusted Scheduled Activity (UDA)		
Month	2018	2019
April	968	974
May	2,497	2,828
June	3,767	4,096
July	6,157	6,191
August	7,534	7,453
September	8,901	8,920
October	10,717	
November	12,791	
December	14,494	
January	15,765	
February	18,204	
March	20,071	
April	20,863	
May	20,880	
June	20,880	

QUALITY

	Quantity	Base Number	Contract	AT	Region	England
% of FP17s for the same patient ID Re-attending within 3 months - Children	85	1,346	6.3%	12.0%	12.2%	11.6%
% of FP17s for the same patient ID Re-attending within 3 months - Adults	370	3,247	11.4%	16.0%	15.8%	15.5%
% of FP17s for the same patient ID Re-attending between 3 & 9 months - Children	801	1,346	59.5%	58.2%	60.3%	58.8%
% of FP17s for the same patient ID Re-attending between 3 & 9 months - Adults	1,625	3,247	50.0%	51.6%	53.5%	51.1%
% of FP17s for Band 1 Urgent Courses	490	4,235	11.6%	10.1%	9.1%	9.0%
% of FP17s Relating to Free Repair or Replacements	18	4,235	0.4%	0.8%	1.0%	0.8%
% of FP17s Relating to Continuations	50	4,235	1.2%	0.9%	1.0%	0.9%
% of Patients satisfied with the dentistry they have received	4	4	N/A	94.9%	93.6%	93.3%
% of Patients satisfied with the time they had to wait for an appointment	4	4	N/A	89.4%	89.8%	88.9%

* This is based on patients treated on this contract for their most recent course of treatment. Figures in italics indicate the base number of FP17s or Patient Questionnaire responses are less than 100. N/A is shown where the base number of responses is less than 10 during the period. % is calculated as Quantity/Base number*100

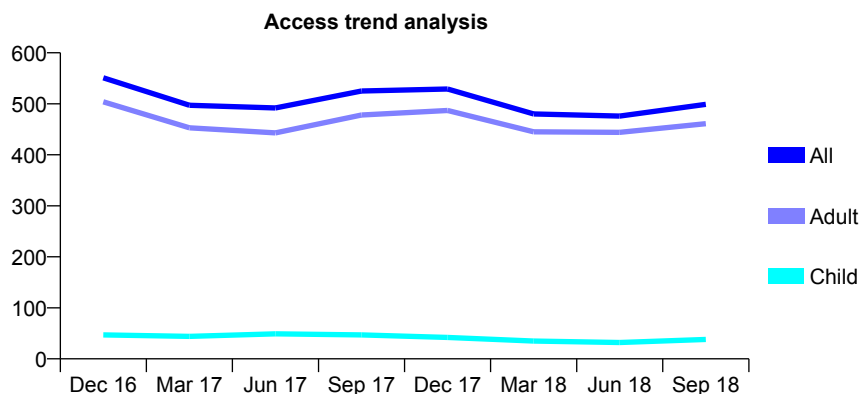
Q46 - Vital Signs At a Glance Contract Report for 109703/0002 - September 2018

Name or company name	Clarendon Dental Practice
Contract type name	GDS Contract
Purpose of contract	General
Contract start date	01/04/2009
Contract end date	

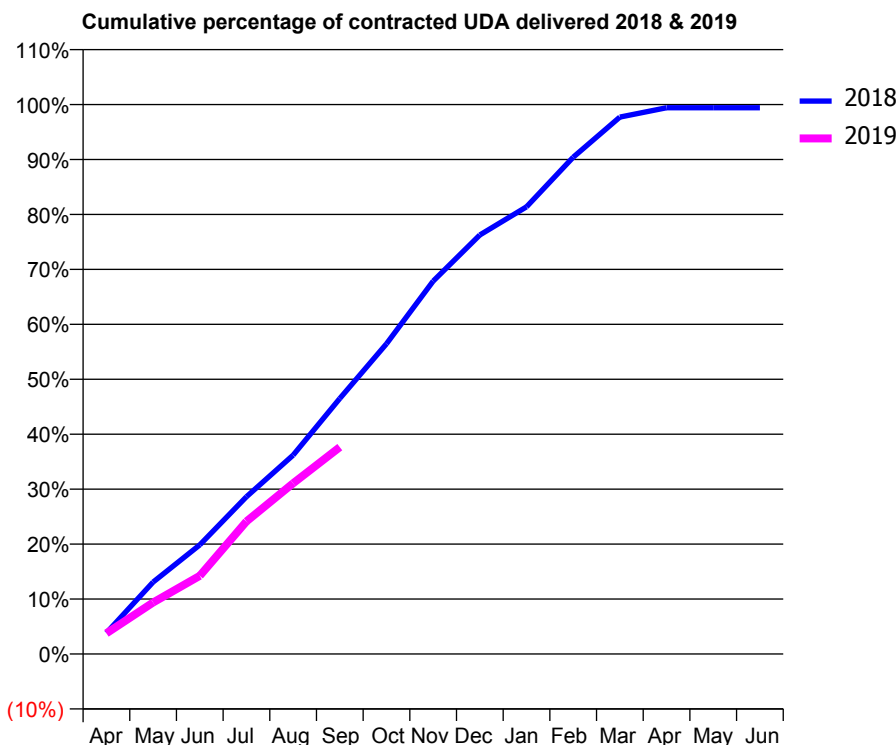
18/19 Contracted general activity (UDA)	985
Carry forward general activity (UDA)	0
18/19 Contracted orthodontic activity (UOA)	0
Carry forward orthodontic activity (UOA)	0
Baseline contract value	£39,479.65

ACCESS*

Patients seen in 24 months	Total	Change since previous quarter
Quarter ending September 2017	525	
Quarter ending December 2017	529	→
Quarter ending March 2018	480	↓
Quarter ending June 2018	476	→
Quarter ending September 2018	499	↑
Variance since September 2017	(5.0%)	↓



ACTIVITY



Month	Adjusted Scheduled Activity (UDA)	
	2018	2019
April	38	37
May	129	92
June	196	140
July	282	238
August	356	306
September	458	371
October	556	
November	668	
December	751	
January	802	
February	890	
March	962	
April	979	
May	979	
June	979	

QUALITY

	Quantity	Base Number	Contract	AT	Region	England
% of FP17s for the same patient ID Re-attending within 3 months - Children	2	37	5.4%	12.0%	12.2%	11.6%
% of FP17s for the same patient ID Re-attending within 3 months - Adults	8	286	2.8%	16.0%	15.8%	15.5%
% of FP17s for the same patient ID Re-attending between 3 & 9 months - Children	1	37	2.7%	58.2%	60.3%	58.8%
% of FP17s for the same patient ID Re-attending between 3 & 9 months - Adults	4	286	1.4%	51.6%	53.5%	51.1%
% of FP17s for Band 1 Urgent Courses	304	308	98.7%	10.1%	9.1%	9.0%
% of FP17s Relating to Free Repair or Replacements	0	308	0.0%	0.8%	1.0%	0.8%
% of FP17s Relating to Continuations	0	308	0.0%	0.9%	1.0%	0.9%
% of Patients satisfied with the dentistry they have received	1	1	N/A	94.9%	93.6%	93.3%
% of Patients satisfied with the time they had to wait for an appointment	1	1	N/A	89.4%	89.8%	88.9%

* This is based on patients treated on this contract for their most recent course of treatment. Figures in italics indicate the base number of FP17s or Patient Questionnaire responses are less than 100. N/A is shown where the base number of responses is less than 10 during the period. % is calculated as Quantity/Base number*100

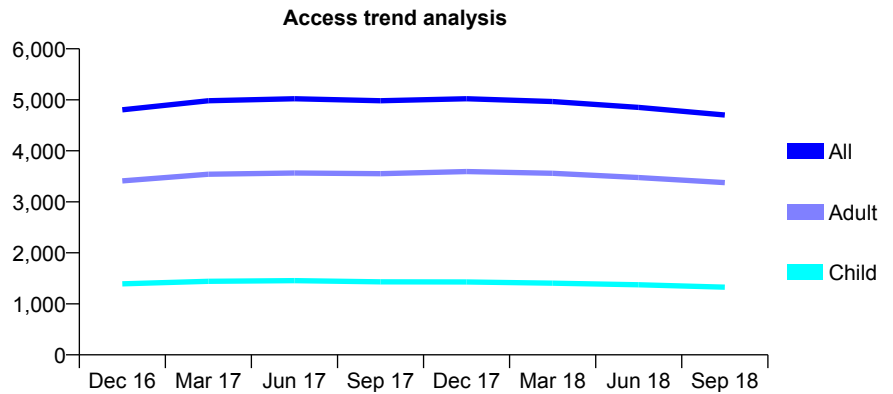
Q46 - Vital Signs At a Glance Contract Report for 109800/0001 - September 2018

Name or company name	Pinfold Dental Practice
Contract type name	GDS Contract
Purpose of contract	General
Contract start date	01/02/2008
Contract end date	

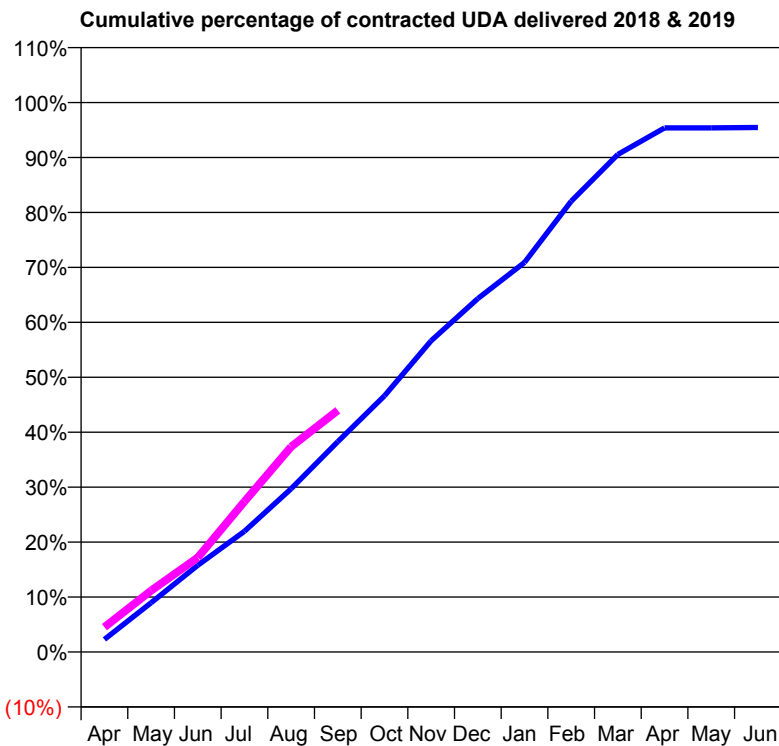
18/19 Contracted general activity (UDA)	14,747
Carry forward general activity (UDA)	0
18/19 Contracted orthodontic activity (UOA)	0
Carry forward orthodontic activity (UOA)	0
Baseline contract value	£466,691.56

ACCESS*

Patients seen in 24 months	Total	Change since previous quarter
Quarter ending September 2017	4,983	
Quarter ending December 2017	5,022	→
Quarter ending March 2018	4,965	↓
Quarter ending June 2018	4,851	↓
Quarter ending September 2018	4,703	↓
Variance since September 2017	(5.6%)	↓



ACTIVITY



Month	Adjusted Scheduled Activity (UDA)	
	2018	2019
April	447	667
May	1,749	1,649
June	3,078	2,535
July	4,283	4,040
August	5,795	5,510
September	7,467	6,486
October	9,093	
November	11,046	
December	12,545	
January	13,826	
February	15,999	
March	17,658	
April	18,601	
May	18,601	
June	18,612	

QUALITY

	Quantity	Base Number	Contract	AT	Region	England
% of FP17s for the same patient ID Re-attending within 3 months - Children	102	817	12.5%	12.0%	12.2%	11.6%
% of FP17s for the same patient ID Re-attending within 3 months - Adults	456	2,190	20.8%	16.0%	15.8%	15.5%
% of FP17s for the same patient ID Re-attending between 3 & 9 months - Children	479	817	58.6%	58.2%	60.3%	58.8%
% of FP17s for the same patient ID Re-attending between 3 & 9 months - Adults	1,154	2,190	52.7%	51.6%	53.5%	51.1%
% of FP17s for Band 1 Urgent Courses	316	2,713	11.6%	10.1%	9.1%	9.0%
% of FP17s Relating to Free Repair or Replacements	23	2,713	0.8%	0.8%	1.0%	0.8%
% of FP17s Relating to Continuations	81	2,713	3.0%	0.9%	1.0%	0.9%
% of Patients satisfied with the dentistry they have received	0	0	N/A	94.9%	93.6%	93.3%
% of Patients satisfied with the time they had to wait for an appointment	0	0	N/A	89.4%	89.8%	88.9%

* This is based on patients treated on this contract for their most recent course of treatment. Figures in italics indicate the base number of FP17s or Patient Questionnaire responses are less than 100. N/A is shown where the base number of responses is less than 10 during the period. % is calculated as Quantity/Base number*100

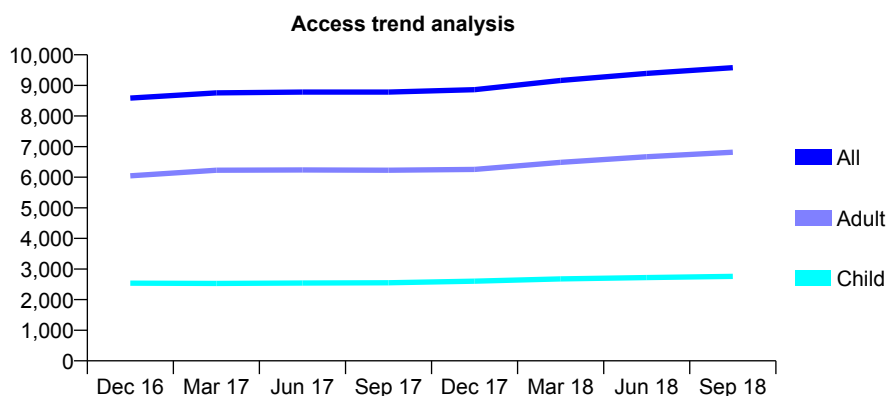
Q46 - Vital Signs At a Glance Contract Report for 109851/0002 - September 2018

Name or company name	Wood & Woolfstein Dental Surgery
Contract type name	GDS Contract
Purpose of contract	General
Contract start date	01/04/2009
Contract end date	

18/19 Contracted general activity (UDA)	29,704
Carry forward general activity (UDA)	0
18/19 Contracted orthodontic activity (UOA)	0
Carry forward orthodontic activity (UOA)	0
Baseline contract value	£979,858.82

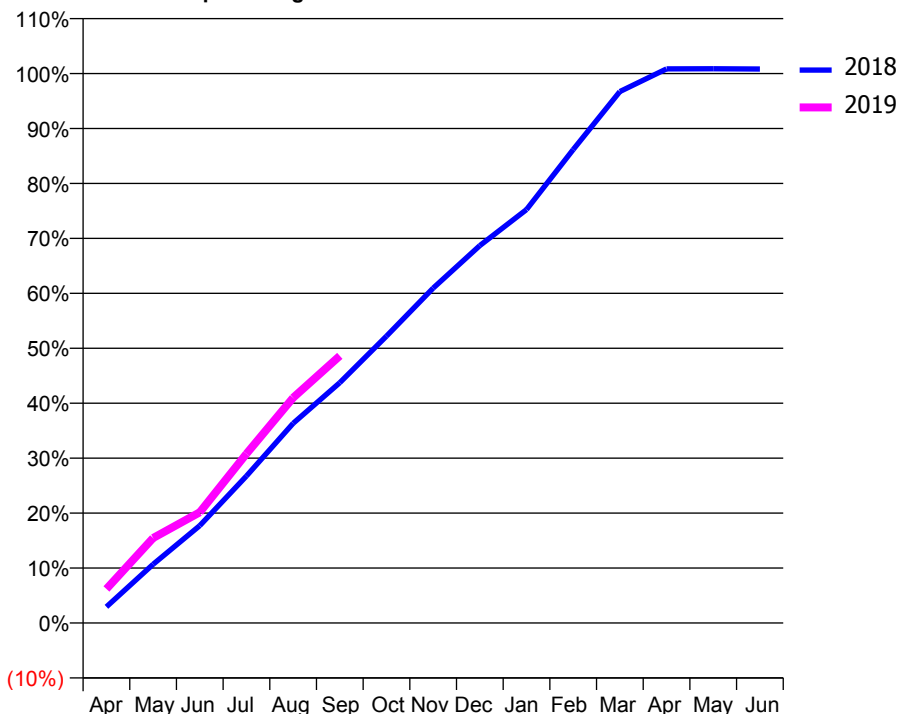
ACCESS*

Patients seen in 24 months	Total	Change since previous quarter
Quarter ending September 2017	8,781	
Quarter ending December 2017	8,860	→
Quarter ending March 2018	9,163	↑
Quarter ending June 2018	9,394	↑
Quarter ending September 2018	9,579	→
Variance since September 2017	9.1%	↑



ACTIVITY

Cumulative percentage of contracted UDA delivered 2018 & 2019



Adjusted Scheduled Activity (UDA)

Month	2018	2019
April	879	1,840
May	3,174	4,597
June	5,266	5,987
July	7,945	9,153
August	10,794	12,177
September	12,996	14,440
October	15,510	
November	18,101	
December	20,402	
January	22,346	
February	25,590	
March	28,726	
April	29,957	
May	29,961	
June	29,949	

QUALITY

	Quantity	Base Number	Contract	AT	Region	England
% of FP17s for the same patient ID Re-attending within 3 months - Children	259	2,481	10.4%	12.0%	12.2%	11.6%
% of FP17s for the same patient ID Re-attending within 3 months - Adults	894	5,778	15.5%	16.0%	15.8%	15.5%
% of FP17s for the same patient ID Re-attending between 3 & 9 months - Children	1,723	2,481	69.4%	58.2%	60.3%	58.8%
% of FP17s for the same patient ID Re-attending between 3 & 9 months - Adults	3,549	5,778	61.4%	51.6%	53.5%	51.1%
% of FP17s for Band 1 Urgent Courses	540	7,727	7.0%	10.1%	9.1%	9.0%
% of FP17s Relating to Free Repair or Replacements	43	7,727	0.6%	0.8%	1.0%	0.8%
% of FP17s Relating to Continuations	16	7,727	0.2%	0.9%	1.0%	0.9%
% of Patients satisfied with the dentistry they have received	3	3	N/A	94.9%	93.6%	93.3%
% of Patients satisfied with the time they had to wait for an appointment	2	3	N/A	89.4%	89.8%	88.9%

* This is based on patients treated on this contract for their most recent course of treatment. Figures in italics indicate the base number of FP17s or Patient Questionnaire responses are less than 100. N/A is shown where the base number of responses is less than 10 during the period. % is calculated as Quantity/Base number*100

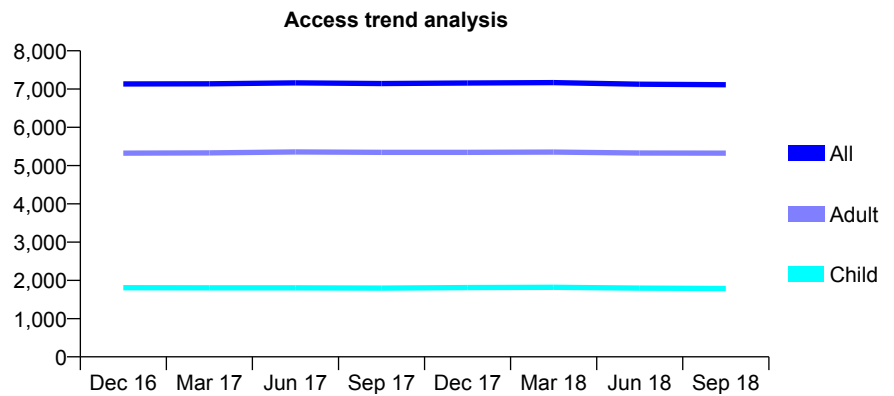
Q46 - Vital Signs At a Glance Contract Report for 110264/0001 - September 2018

Name or company name	Spring Lane Dental Practice Ltd
Contract type name	Pilot Contract
Purpose of contract	General
Contract start date	07/04/2014
Contract end date	

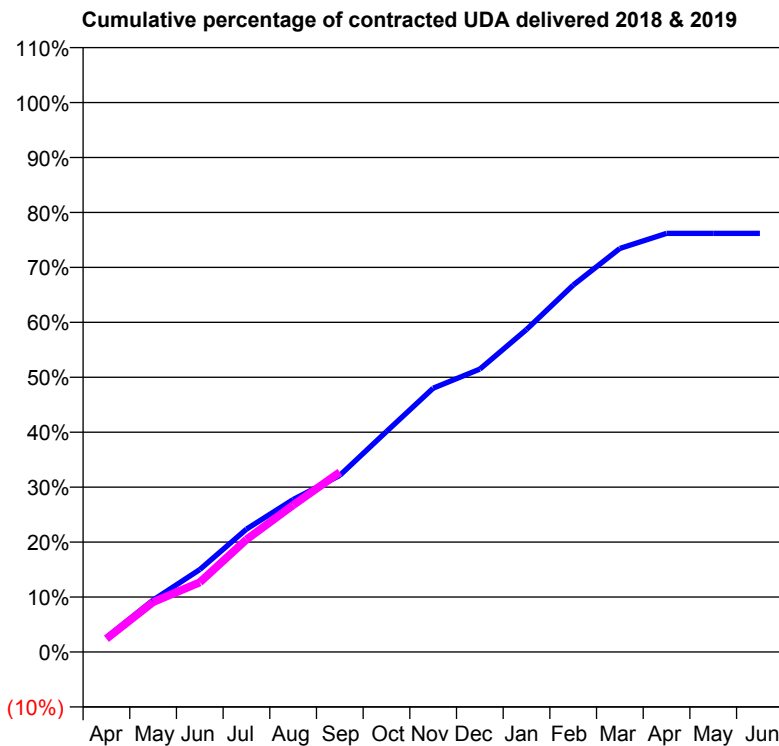
18/19 Contracted general activity (UDA)	21,657
Carry forward general activity (UDA)	0
18/19 Contracted orthodontic activity (UOA)	0
Carry forward orthodontic activity (UOA)	0
Baseline contract value	£609,131.76

ACCESS*

Patients seen in 24 months	Total	Change since previous quarter
Quarter ending September 2017	7,144	
Quarter ending December 2017	7,157	→
Quarter ending March 2018	7,170	→
Quarter ending June 2018	7,127	→
Quarter ending September 2018	7,112	→
Variance since September 2017	(0.4%)	→



ACTIVITY



Month	Adjusted Scheduled Activity (UDA)	
	2018	2019
April	570	522
May	2,048	1,971
June	3,253	2,748
July	4,841	4,434
August	6,008	5,791
September	6,963	7,089
October	8,691	
November	10,397	
December	11,151	
January	12,709	
February	14,461	
March	15,907	
April	16,499	
May	16,499	
June	16,498	

QUALITY

	Quantity	Base Number	Contract	AT	Region	England
% of FP17s for the same patient ID Re-attending within 3 months - Children	36	1,286	2.8%	12.0%	12.2%	11.6%
% of FP17s for the same patient ID Re-attending within 3 months - Adults	261	3,208	8.1%	16.0%	15.8%	15.5%
% of FP17s for the same patient ID Re-attending between 3 & 9 months - Children	866	1,286	67.3%	58.2%	60.3%	58.8%
% of FP17s for the same patient ID Re-attending between 3 & 9 months - Adults	1,497	3,208	46.7%	51.6%	53.5%	51.1%
% of FP17s for Band 1 Urgent Courses	118	4,135	2.9%	10.1%	9.1%	9.0%
% of FP17s Relating to Free Repair or Replacements	20	4,135	0.5%	0.8%	1.0%	0.8%
% of FP17s Relating to Continuations	12	4,135	0.3%	0.9%	1.0%	0.9%
% of Patients satisfied with the dentistry they have received	2	2	N/A	94.9%	93.6%	93.3%
% of Patients satisfied with the time they had to wait for an appointment	1	2	N/A	89.4%	89.8%	88.9%

* This is based on patients treated on this contract for their most recent course of treatment. Figures in italics indicate the base number of FP17s or Patient Questionnaire responses are less than 100. N/A is shown where the base number of responses is less than 10 during the period. % is calculated as Quantity/Base number*100

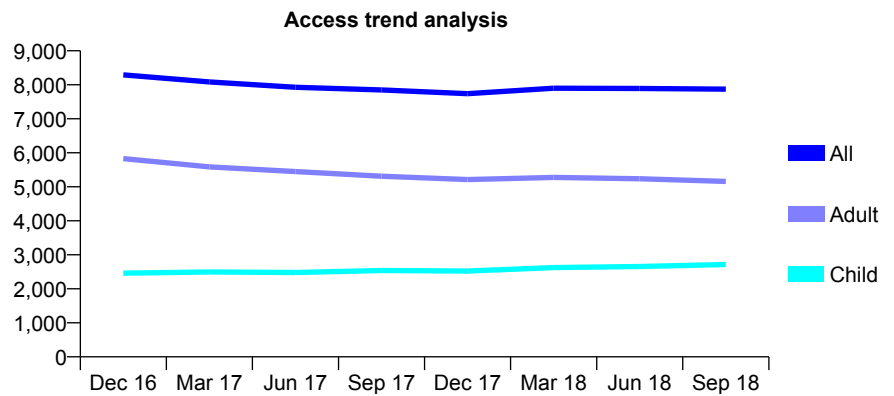
Q46 - Vital Signs At a Glance Contract Report for 111937/0001 - September 2018

Name or company name	Deane Dental
Contract type name	GDS Contract
Purpose of contract	General
Contract start date	01/04/2011
Contract end date	

18/19 Contracted general activity (UDA)	26,200
Carry forward general activity (UDA)	0
18/19 Contracted orthodontic activity (UOA)	0
Carry forward orthodontic activity (UOA)	0
Baseline contract value	£689,473.37

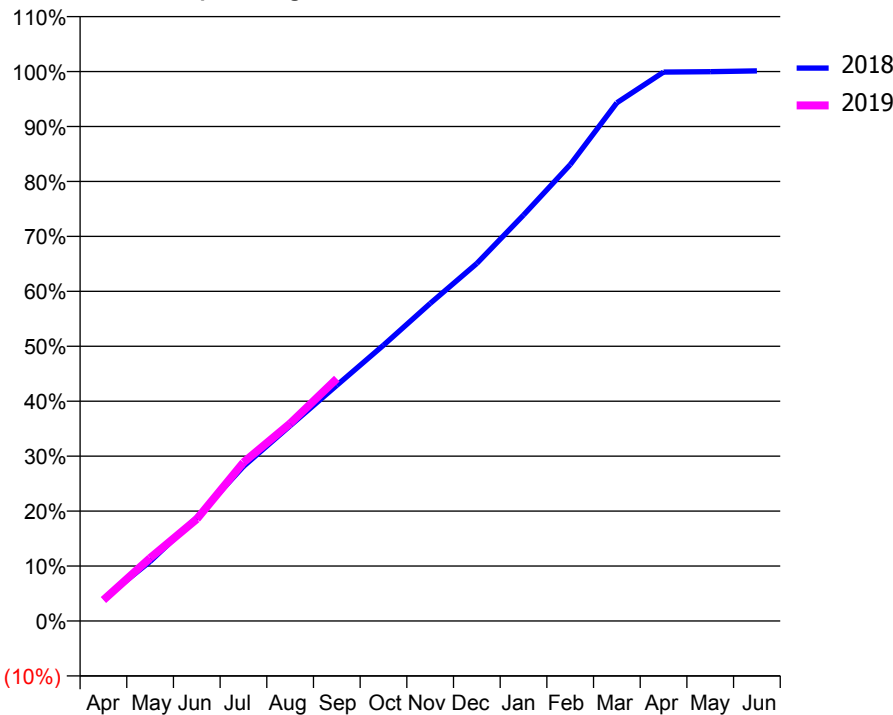
ACCESS*

Patients seen in 24 months	Total	Change since previous quarter
Quarter ending September 2017	7,850	
Quarter ending December 2017	7,739	↓
Quarter ending March 2018	7,901	↑
Quarter ending June 2018	7,893	→
Quarter ending September 2018	7,874	→
Variance since September 2017	0.3%	→



ACTIVITY

Cumulative percentage of contracted UDA delivered 2018 & 2019



Month	Adjusted Scheduled Activity (UDA)	
	2018	2019
April	1,044	1,004
May	2,836	3,004
June	4,938	4,864
July	7,371	7,564
August	9,312	9,422
September	11,238	11,557
October	13,152	
November	15,141	
December	17,047	
January	19,354	
February	21,763	
March	24,708	
April	26,171	
May	26,194	
June	26,227	

QUALITY

	Quantity	Base Number	Contract	AT	Region	England
% of FP17s for the same patient ID Re-attending within 3 months - Children	251	2,183	11.5%	12.0%	12.2%	11.6%
% of FP17s for the same patient ID Re-attending within 3 months - Adults	823	3,664	22.5%	16.0%	15.8%	15.5%
% of FP17s for the same patient ID Re-attending between 3 & 9 months - Children	1,240	2,183	56.8%	58.2%	60.3%	58.8%
% of FP17s for the same patient ID Re-attending between 3 & 9 months - Adults	1,669	3,664	45.6%	51.6%	53.5%	51.1%
% of FP17s for Band 1 Urgent Courses	1,004	5,253	19.1%	10.1%	9.1%	9.0%
% of FP17s Relating to Free Repair or Replacements	70	5,253	1.3%	0.8%	1.0%	0.8%
% of FP17s Relating to Continuations	10	5,253	0.2%	0.9%	1.0%	0.9%
% of Patients satisfied with the dentistry they have received	3	3	N/A	94.9%	93.6%	93.3%
% of Patients satisfied with the time they had to wait for an appointment	2	3	N/A	89.4%	89.8%	88.9%

* This is based on patients treated on this contract for their most recent course of treatment. Figures in italics indicate the base number of FP17s or Patient Questionnaire responses are less than 100. N/A is shown where the base number of responses is less than 10 during the period. % is calculated as Quantity/Base number*100

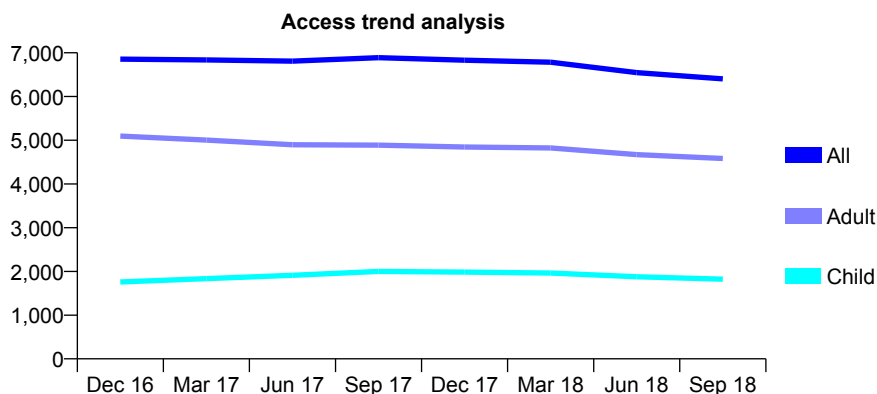
Q46 - Vital Signs At a Glance Contract Report for 112429/0001 - September 2018

Name or company name	Bolton and Bury Dental Practice Partnership
Contract type name	GDS Contract
Purpose of contract	General
Contract start date	01/03/2013
Contract end date	

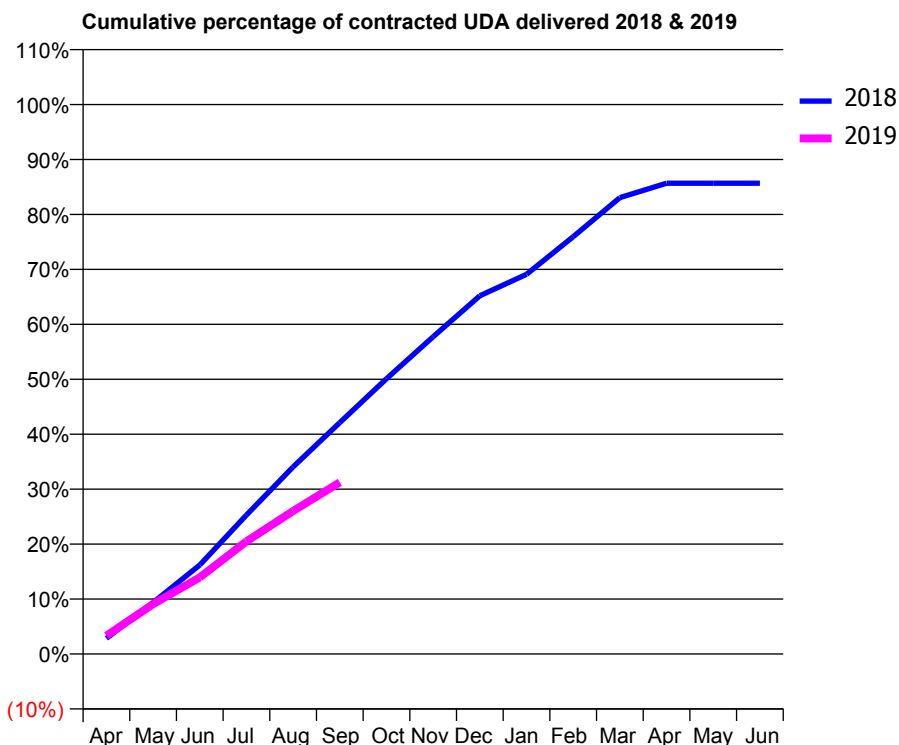
18/19 Contracted general activity (UDA)	20,000
Carry forward general activity (UDA)	0
18/19 Contracted orthodontic activity (UOA)	0
Carry forward orthodontic activity (UOA)	0
Baseline contract value	£642,963.87

ACCESS*

Patients seen in 24 months	Total	Change since previous quarter
Quarter ending September 2017	6,888	
Quarter ending December 2017	6,831	→
Quarter ending March 2018	6,786	→
Quarter ending June 2018	6,548	↓
Quarter ending September 2018	6,405	↓
Variance since September 2017	(7.0%)	↓



ACTIVITY



Month	Adjusted Scheduled Activity (UDA)	
	2018	2019
April	569	669
May	1,878	1,818
June	3,237	2,790
July	5,062	4,100
August	6,813	5,206
September	8,421	6,249
October	10,018	
November	11,550	
December	13,040	
January	13,821	
February	15,187	
March	16,610	
April	17,134	
May	17,134	
June	17,134	

QUALITY

	Quantity	Base Number	Contract	AT	Region	England
% of FP17s for the same patient ID Re-attending within 3 months - Children	43	1,120	3.8%	12.0%	12.2%	11.6%
% of FP17s for the same patient ID Re-attending within 3 months - Adults	192	2,112	9.1%	16.0%	15.8%	15.5%
% of FP17s for the same patient ID Re-attending between 3 & 9 months - Children	737	1,120	65.8%	58.2%	60.3%	58.8%
% of FP17s for the same patient ID Re-attending between 3 & 9 months - Adults	1,007	2,112	47.7%	51.6%	53.5%	51.1%
% of FP17s for Band 1 Urgent Courses	329	2,981	11.0%	10.1%	9.1%	9.0%
% of FP17s Relating to Free Repair or Replacements	28	2,981	0.9%	0.8%	1.0%	0.8%
% of FP17s Relating to Continuations	13	2,981	0.4%	0.9%	1.0%	0.9%
% of Patients satisfied with the dentistry they have received	6	7	N/A	94.9%	93.6%	93.3%
% of Patients satisfied with the time they had to wait for an appointment	4	7	N/A	89.4%	89.8%	88.9%

* This is based on patients treated on this contract for their most recent course of treatment. Figures in italics indicate the base number of FP17s or Patient Questionnaire responses are less than 100. N/A is shown where the base number of responses is less than 10 during the period. % is calculated as Quantity/Base number*100

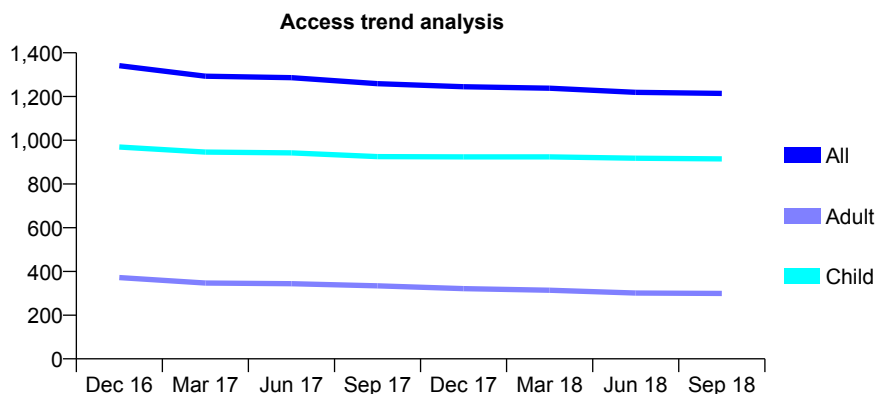
Q46 - Vital Signs At a Glance Contract Report for 112682/0001 - September 2018

Name or company name	Pemberton Dental Practice
Contract type name	GDS Contract
Purpose of contract	General
Contract start date	01/04/2014
Contract end date	

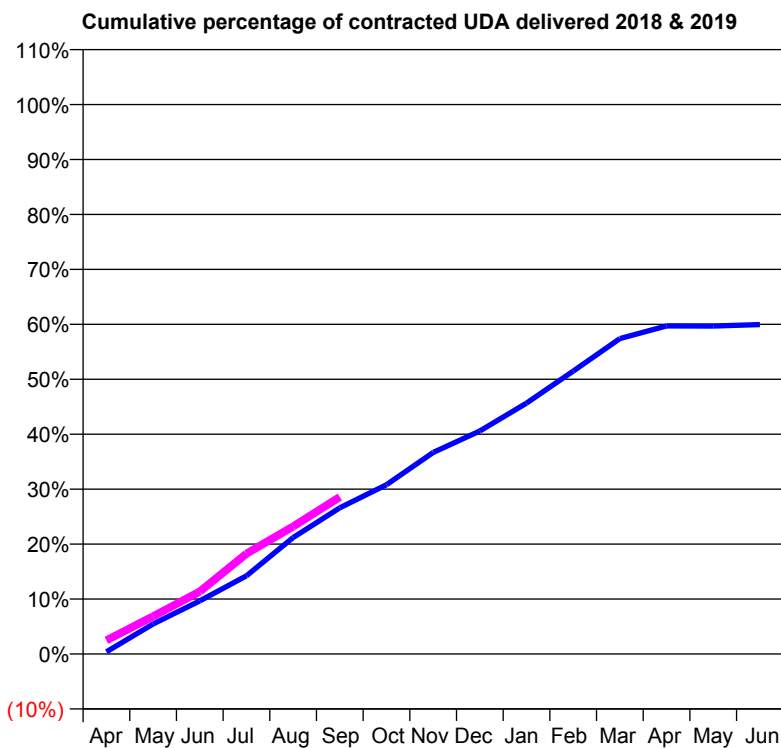
18/19 Contracted general activity (UDA)	5,500
Carry forward general activity (UDA)	0
18/19 Contracted orthodontic activity (UOA)	0
Carry forward orthodontic activity (UOA)	0
Baseline contract value	£136,368.39

ACCESS*

Patients seen in 24 months	Total	Change since previous quarter
Quarter ending September 2017	1,259	
Quarter ending December 2017	1,245	↓
Quarter ending March 2018	1,238	→
Quarter ending June 2018	1,219	↓
Quarter ending September 2018	1,214	→
Variance since September 2017	(3.6%)	↓



ACTIVITY



Month	Adjusted Scheduled Activity (UDA)	
	2018	2019
April	22	137
May	301	377
June	532	625
July	783	1,004
August	1,166	1,276
September	1,463	1,571
October	1,694	
November	2,018	
December	2,232	
January	2,511	
February	2,831	
March	3,157	
April	3,284	
May	3,283	
June	3,297	

QUALITY

	Quantity	Base Number	Contract	AT	Region	England
% of FP17s for the same patient ID Re-attending within 3 months - Children	131	899	14.6%	12.0%	12.2%	11.6%
% of FP17s for the same patient ID Re-attending within 3 months - Adults	43	190	22.6%	16.0%	15.8%	15.5%
% of FP17s for the same patient ID Re-attending between 3 & 9 months - Children	566	899	63.0%	58.2%	60.3%	58.8%
% of FP17s for the same patient ID Re-attending between 3 & 9 months - Adults	106	190	55.8%	51.6%	53.5%	51.1%
% of FP17s for Band 1 Urgent Courses	32	996	3.2%	10.1%	9.1%	9.0%
% of FP17s Relating to Free Repair or Replacements	0	996	0.0%	0.8%	1.0%	0.8%
% of FP17s Relating to Continuations	0	996	0.0%	0.9%	1.0%	0.9%
% of Patients satisfied with the dentistry they have received	0	0	N/A	94.9%	93.6%	93.3%
% of Patients satisfied with the time they had to wait for an appointment	0	0	N/A	89.4%	89.8%	88.9%

* This is based on patients treated on this contract for their most recent course of treatment. Figures in italics indicate the base number of FP17s or Patient Questionnaire responses are less than 100. N/A is shown where the base number of responses is less than 10 during the period. % is calculated as Quantity/Base number*100

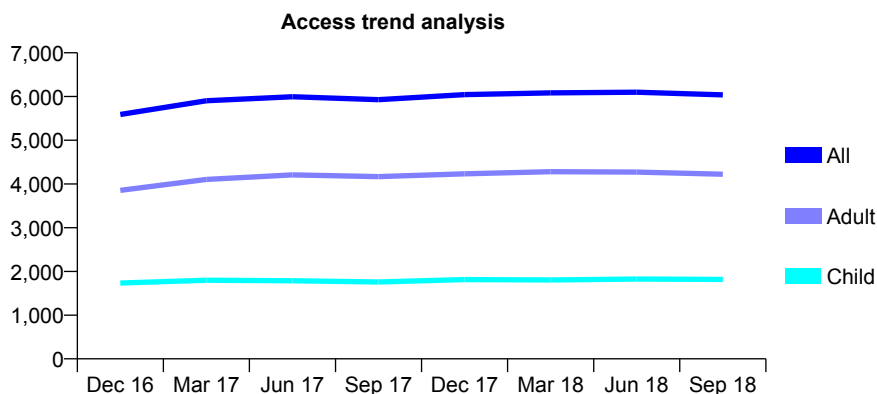
Q46 - Vital Signs At a Glance Contract Report for 112836/0001 - September 2018

Name or company name	Ripponden Road Dental Practice Partnersh
Contract type name	GDS Contract
Purpose of contract	General
Contract start date	30/07/2015
Contract end date	

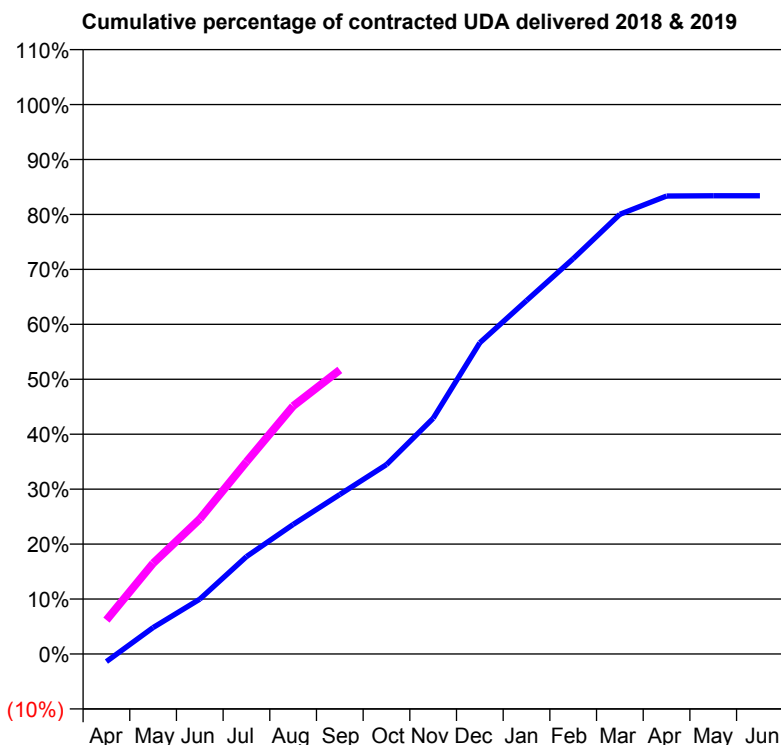
18/19 Contracted general activity (UDA)	17,909
Carry forward general activity (UDA)	0
18/19 Contracted orthodontic activity (UOA)	0
Carry forward orthodontic activity (UOA)	0
Baseline contract value	£550,494.30

ACCESS*

Patients seen in 24 months	Total	Change since previous quarter
Quarter ending September 2017	5,927	
Quarter ending December 2017	6,043	→
Quarter ending March 2018	6,084	→
Quarter ending June 2018	6,099	→
Quarter ending September 2018	6,037	↓
Variance since September 2017	1.9%	→



ACTIVITY



Month	Adjusted Scheduled Activity (UDA)	
	2018	2019
April	-249	1,104
May	861	2,959
June	1,790	4,400
July	3,174	6,263
August	4,221	8,083
September	5,201	9,259
October	6,172	
November	7,679	
December	10,146	
January	11,518	
February	12,884	
March	14,329	
April	14,925	
May	14,935	
June	14,935	

QUALITY

	Quantity	Base Number	Contract	AT	Region	England
% of FP17s for the same patient ID Re-attending within 3 months - Children	100	1,385	7.2%	12.0%	12.2%	11.6%
% of FP17s for the same patient ID Re-attending within 3 months - Adults	369	2,768	13.3%	16.0%	15.8%	15.5%
% of FP17s for the same patient ID Re-attending between 3 & 9 months - Children	889	1,385	64.2%	58.2%	60.3%	58.8%
% of FP17s for the same patient ID Re-attending between 3 & 9 months - Adults	1,611	2,768	58.2%	51.6%	53.5%	51.1%
% of FP17s for Band 1 Urgent Courses	258	3,882	6.6%	10.1%	9.1%	9.0%
% of FP17s Relating to Free Repair or Replacements	17	3,882	0.4%	0.8%	1.0%	0.8%
% of FP17s Relating to Continuations	75	3,882	1.9%	0.9%	1.0%	0.9%
% of Patients satisfied with the dentistry they have received	1	1	N/A	94.9%	93.6%	93.3%
% of Patients satisfied with the time they had to wait for an appointment	1	1	N/A	89.4%	89.8%	88.9%

* This is based on patients treated on this contract for their most recent course of treatment. Figures in italics indicate the base number of FP17s or Patient Questionnaire responses are less than 100. N/A is shown where the base number of responses is less than 10 during the period. % is calculated as Quantity/Base number*100

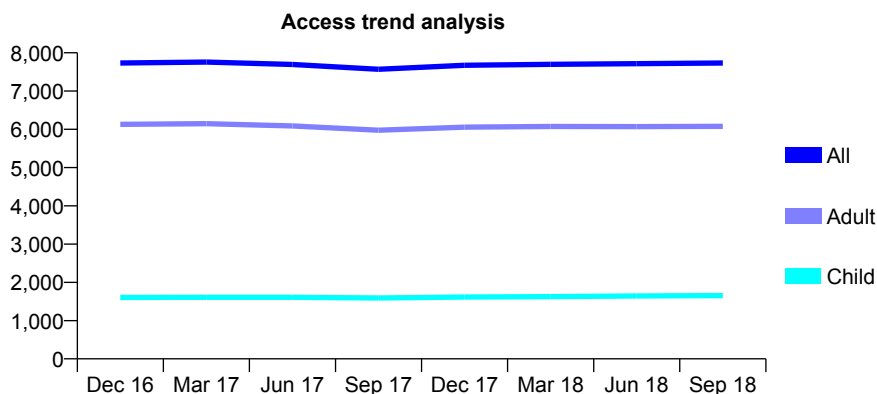
Q46 - Vital Signs At a Glance Contract Report for 114022/0001 - September 2018

Name or company name	Marjory Lees Dental Centre
Contract type name	GDS Contract
Purpose of contract	General
Contract start date	01/03/2014
Contract end date	

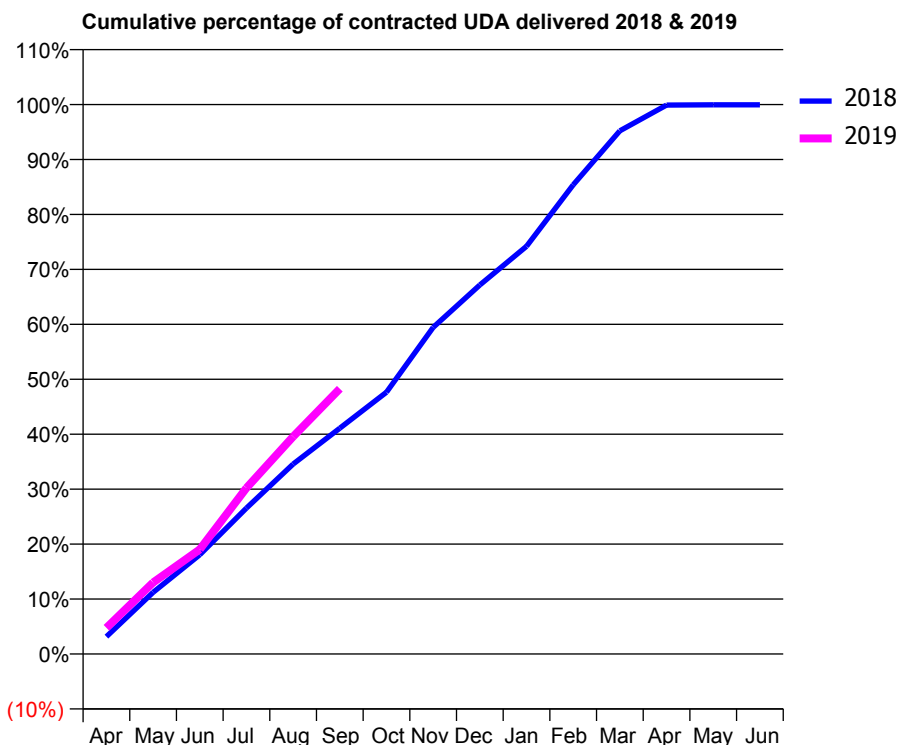
18/19 Contracted general activity (UDA)	24,594
Carry forward general activity (UDA)	0
18/19 Contracted orthodontic activity (UOA)	0
Carry forward orthodontic activity (UOA)	0
Baseline contract value	£909,214.12

ACCESS*

Patients seen in 24 months	Total	Change since previous quarter
Quarter ending September 2017	7,568	
Quarter ending December 2017	7,673	→
Quarter ending March 2018	7,699	→
Quarter ending June 2018	7,717	→
Quarter ending September 2018	7,732	→
Variance since September 2017	2.2%	↑



ACTIVITY



Month	Adjusted Scheduled Activity (UDA)	
	2018	2019
April	781	1,172
May	2,761	3,201
June	4,442	4,682
July	6,532	7,432
August	8,504	9,732
September	10,105	11,876
October	11,720	
November	14,620	
December	16,519	
January	18,247	
February	20,996	
March	23,418	
April	24,569	
May	24,579	
June	24,579	

QUALITY

	Quantity	Base Number	Contract	AT	Region	England
% of FP17s for the same patient ID Re-attending within 3 months - Children	360	2,060	17.5%	12.0%	12.2%	11.6%
% of FP17s for the same patient ID Re-attending within 3 months - Adults	969	5,246	18.5%	16.0%	15.8%	15.5%
% of FP17s for the same patient ID Re-attending between 3 & 9 months - Children	1,388	2,060	67.4%	58.2%	60.3%	58.8%
% of FP17s for the same patient ID Re-attending between 3 & 9 months - Adults	3,136	5,246	59.8%	51.6%	53.5%	51.1%
% of FP17s for Band 1 Urgent Courses	516	6,756	7.6%	10.1%	9.1%	9.0%
% of FP17s Relating to Free Repair or Replacements	56	6,756	0.8%	0.8%	1.0%	0.8%
% of FP17s Relating to Continuations	170	6,756	2.5%	0.9%	1.0%	0.9%
% of Patients satisfied with the dentistry they have received	2	2	N/A	94.9%	93.6%	93.3%
% of Patients satisfied with the time they had to wait for an appointment	1	2	N/A	89.4%	89.8%	88.9%

* This is based on patients treated on this contract for their most recent course of treatment. Figures in italics indicate the base number of FP17s or Patient Questionnaire responses are less than 100. N/A is shown where the base number of responses is less than 10 during the period. % is calculated as Quantity/Base number*100

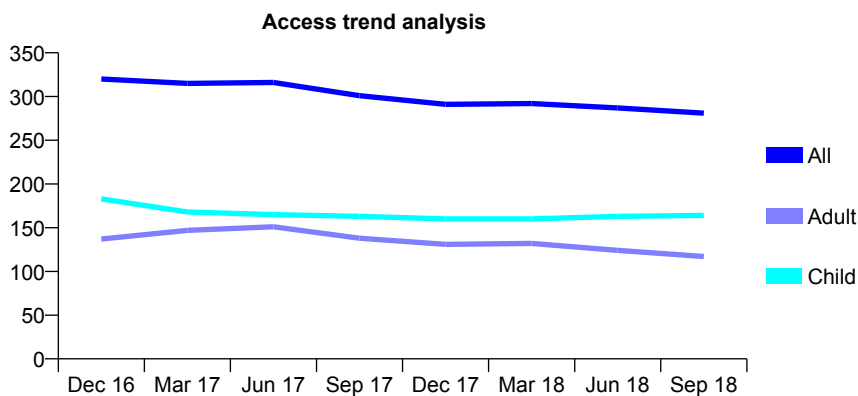
Q46 - Vital Signs At a Glance Contract Report for 114596/0001 - September 2018

Name or company name	Mr Stephen Scott
Contract type name	GDS Contract
Purpose of contract	General
Contract start date	01/04/2006
Contract end date	

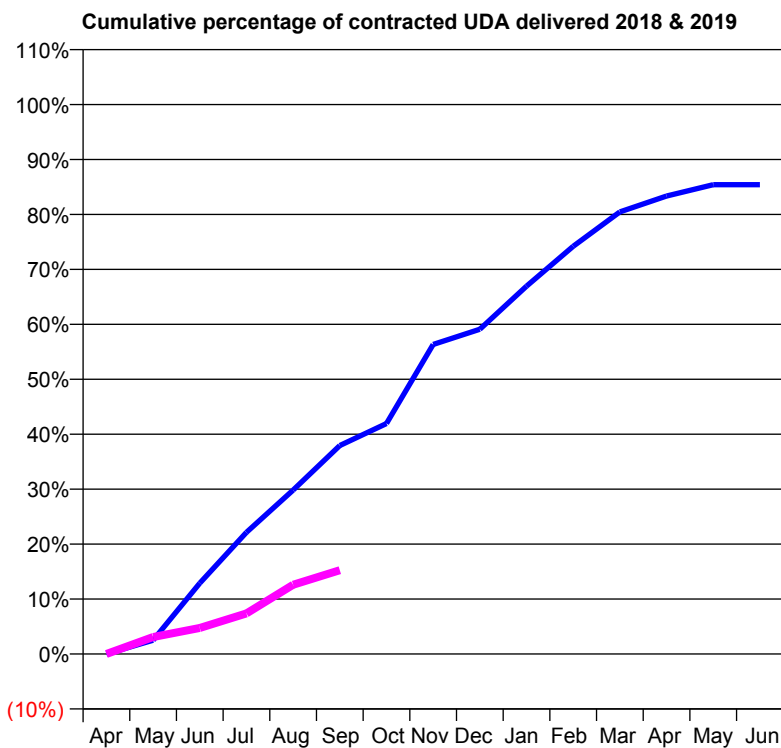
18/19 Contracted general activity (UDA)	1,475
Carry forward general activity (UDA)	0
18/19 Contracted orthodontic activity (UOA)	0
Carry forward orthodontic activity (UOA)	0
Baseline contract value	£35,290.44

ACCESS*

Patients seen in 24 months	Total	Change since previous quarter
Quarter ending September 2017	301	
Quarter ending December 2017	291	↓
Quarter ending March 2018	292	→
Quarter ending June 2018	287	↓
Quarter ending September 2018	281	↓
Variance since September 2017	(6.6%)	↓



ACTIVITY



Adjusted Scheduled Activity (UDA)		
Month	2018	2019
April	0	0
May	24	46
June	126	70
July	216	109
August	291	186
September	370	225
October	409	
November	549	
December	576	
January	653	
February	723	
March	784	
April	813	
May	833	
June	833	

QUALITY

	Quantity	Base Number	Contract	AT	Region	England
% of FP17s for the same patient ID Re-attending within 3 months - Children	8	114	7.0%	12.0%	12.2%	11.6%
% of FP17s for the same patient ID Re-attending within 3 months - Adults	21	78	26.9%	16.0%	15.8%	15.5%
% of FP17s for the same patient ID Re-attending between 3 & 9 months - Children	69	114	60.5%	58.2%	60.3%	58.8%
% of FP17s for the same patient ID Re-attending between 3 & 9 months - Adults	36	78	46.2%	51.6%	53.5%	51.1%
% of FP17s for Band 1 Urgent Courses	5	156	3.2%	10.1%	9.1%	9.0%
% of FP17s Relating to Free Repair or Replacements	4	156	2.6%	0.8%	1.0%	0.8%
% of FP17s Relating to Continuations	0	156	0.0%	0.9%	1.0%	0.9%
% of Patients satisfied with the dentistry they have received	0	0	N/A	94.9%	93.6%	93.3%
% of Patients satisfied with the time they had to wait for an appointment	0	0	N/A	89.4%	89.8%	88.9%

* This is based on patients treated on this contract for their most recent course of treatment. Figures in italics indicate the base number of FP17s or Patient Questionnaire responses are less than 100. N/A is shown where the base number of responses is less than 10 during the period. % is calculated as Quantity/Base number*100

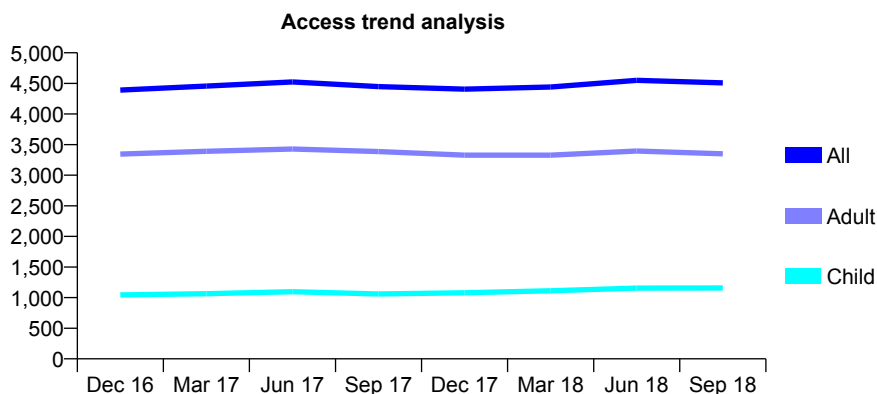
Q46 - Vital Signs At a Glance Contract Report for 115657/0001 - September 2018

Name or company name	the dental practice
Contract type name	GDS Contract
Purpose of contract	General
Contract start date	01/01/2011
Contract end date	

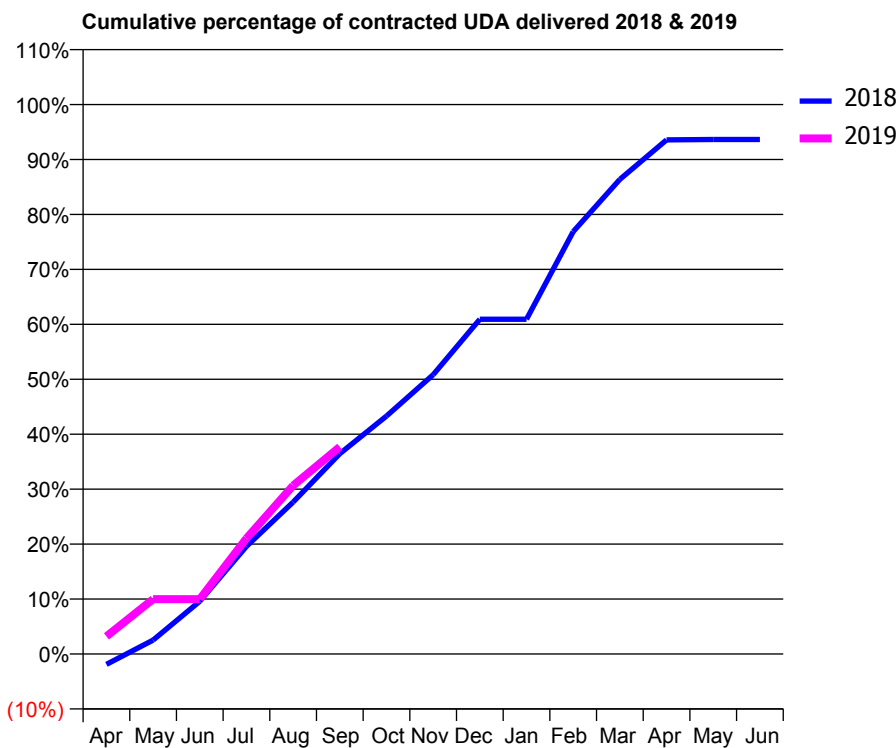
18/19 Contracted general activity (UDA)	15,833
Carry forward general activity (UDA)	0
18/19 Contracted orthodontic activity (UOA)	0
Carry forward orthodontic activity (UOA)	0
Baseline contract value	£502,181.51

ACCESS*

Patients seen in 24 months	Total	Change since previous quarter
Quarter ending September 2017	4,447	
Quarter ending December 2017	4,407	→
Quarter ending March 2018	4,441	→
Quarter ending June 2018	4,550	↑
Quarter ending September 2018	4,508	→
Variance since September 2017	1.4%	→



ACTIVITY



Adjusted Scheduled Activity (UDA)		
Month	2018	2019
April	-302	511
May	400	1,581
June	1,520	1,581
July	3,101	3,334
August	4,380	4,854
September	5,771	5,969
October	6,856	
November	8,046	
December	9,646	
January	9,646	
February	12,170	
March	13,676	
April	14,814	
May	14,824	
June	14,824	

QUALITY

	Quantity	Base Number	Contract	AT	Region	England
% of FP17s for the same patient ID Re-attending within 3 months - Children	52	625	8.3%	12.0%	12.2%	11.6%
% of FP17s for the same patient ID Re-attending within 3 months - Adults	273	1,792	15.2%	16.0%	15.8%	15.5%
% of FP17s for the same patient ID Re-attending between 3 & 9 months - Children	220	625	35.2%	58.2%	60.3%	58.8%
% of FP17s for the same patient ID Re-attending between 3 & 9 months - Adults	638	1,792	35.6%	51.6%	53.5%	51.1%
% of FP17s for Band 1 Urgent Courses	269	2,146	12.5%	10.1%	9.1%	9.0%
% of FP17s Relating to Free Repair or Replacements	7	2,146	0.3%	0.8%	1.0%	0.8%
% of FP17s Relating to Continuations	31	2,146	1.4%	0.9%	1.0%	0.9%
% of Patients satisfied with the dentistry they have received	0	0	N/A	94.9%	93.6%	93.3%
% of Patients satisfied with the time they had to wait for an appointment	0	0	N/A	89.4%	89.8%	88.9%

* This is based on patients treated on this contract for their most recent course of treatment. Figures in italics indicate the base number of FP17s or Patient Questionnaire responses are less than 100. N/A is shown where the base number of responses is less than 10 during the period. % is calculated as Quantity/Base number*100

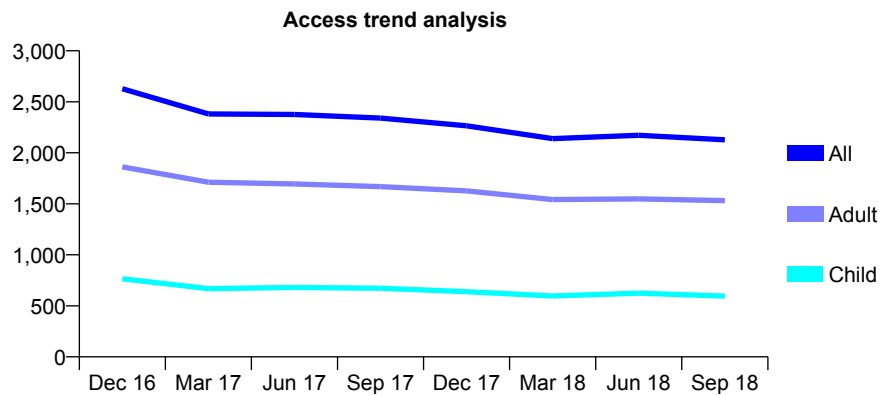
Q46 - Vital Signs At a Glance Contract Report for 115835/0001 - September 2018

Name or company name	Talking Teeth
Contract type name	GDS Contract
Purpose of contract	General
Contract start date	01/11/2013
Contract end date	

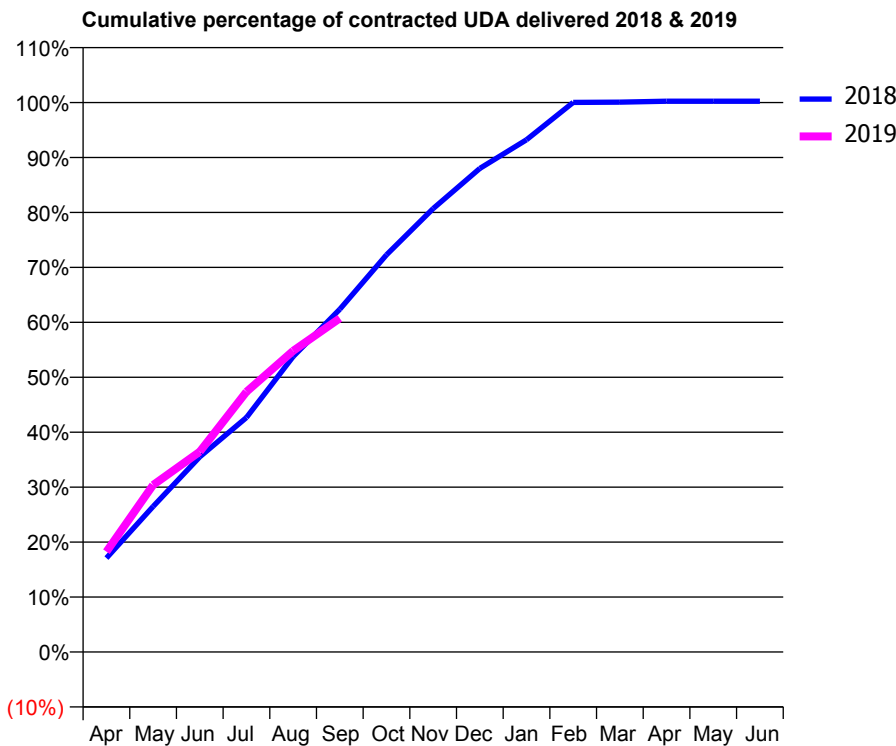
18/19 Contracted general activity (UDA)	6,297
Carry forward general activity (UDA)	0
18/19 Contracted orthodontic activity (UOA)	0
Carry forward orthodontic activity (UOA)	0
Baseline contract value	£139,771.34

ACCESS*

Patients seen in 24 months	Total	Change since previous quarter
Quarter ending September 2017	2,341	
Quarter ending December 2017	2,265	↓
Quarter ending March 2018	2,139	↓
Quarter ending June 2018	2,172	→
Quarter ending September 2018	2,127	↓
Variance since September 2017	(9.1%)	↓



ACTIVITY



Month	Adjusted Scheduled Activity (UDA)	
	2018	2019
April	1,076	1,151
May	1,668	1,913
June	2,236	2,295
July	2,687	2,982
August	3,386	3,452
September	3,928	3,824
October	4,552	
November	5,082	
December	5,541	
January	5,869	
February	6,298	
March	6,300	
April	6,312	
May	6,312	
June	6,312	

QUALITY

	Quantity	Base Number	Contract	AT	Region	England
% of FP17s for the same patient ID Re-attending within 3 months - Children	25	410	6.1%	12.0%	12.2%	11.6%
% of FP17s for the same patient ID Re-attending within 3 months - Adults	151	1,137	13.3%	16.0%	15.8%	15.5%
% of FP17s for the same patient ID Re-attending between 3 & 9 months - Children	204	410	49.8%	58.2%	60.3%	58.8%
% of FP17s for the same patient ID Re-attending between 3 & 9 months - Adults	565	1,137	49.7%	51.6%	53.5%	51.1%
% of FP17s for Band 1 Urgent Courses	121	1,546	7.8%	10.1%	9.1%	9.0%
% of FP17s Relating to Free Repair or Replacements	16	1,546	1.0%	0.8%	1.0%	0.8%
% of FP17s Relating to Continuations	3	1,546	0.2%	0.9%	1.0%	0.9%
% of Patients satisfied with the dentistry they have received	1	1	N/A	94.9%	93.6%	93.3%
% of Patients satisfied with the time they had to wait for an appointment	1	1	N/A	89.4%	89.8%	88.9%

* This is based on patients treated on this contract for their most recent course of treatment. Figures in italics indicate the base number of FP17s or Patient Questionnaire responses are less than 100. N/A is shown where the base number of responses is less than 10 during the period. % is calculated as Quantity/Base number*100

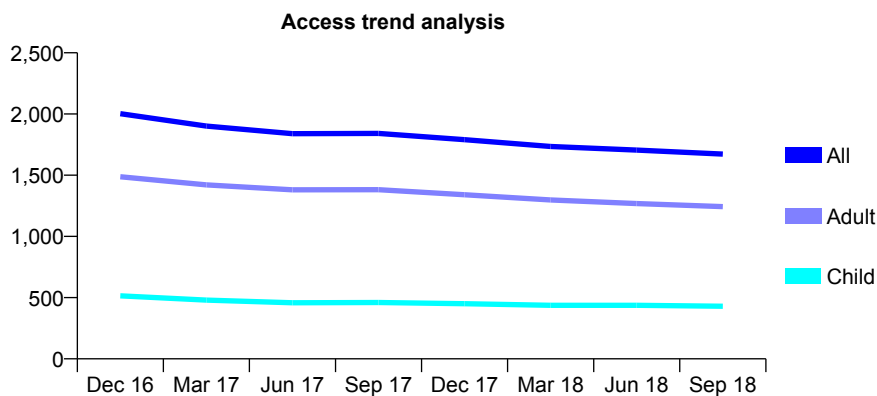
Q46 - Vital Signs At a Glance Contract Report for 116009/0001 - September 2018

Name or company name	Kathcare Ltd
Contract type name	GDS Contract
Purpose of contract	General
Contract start date	01/04/2010
Contract end date	

18/19 Contracted general activity (UDA)	6,500
Carry forward general activity (UDA)	0
18/19 Contracted orthodontic activity (UOA)	0
Carry forward orthodontic activity (UOA)	0
Baseline contract value	£197,418.44

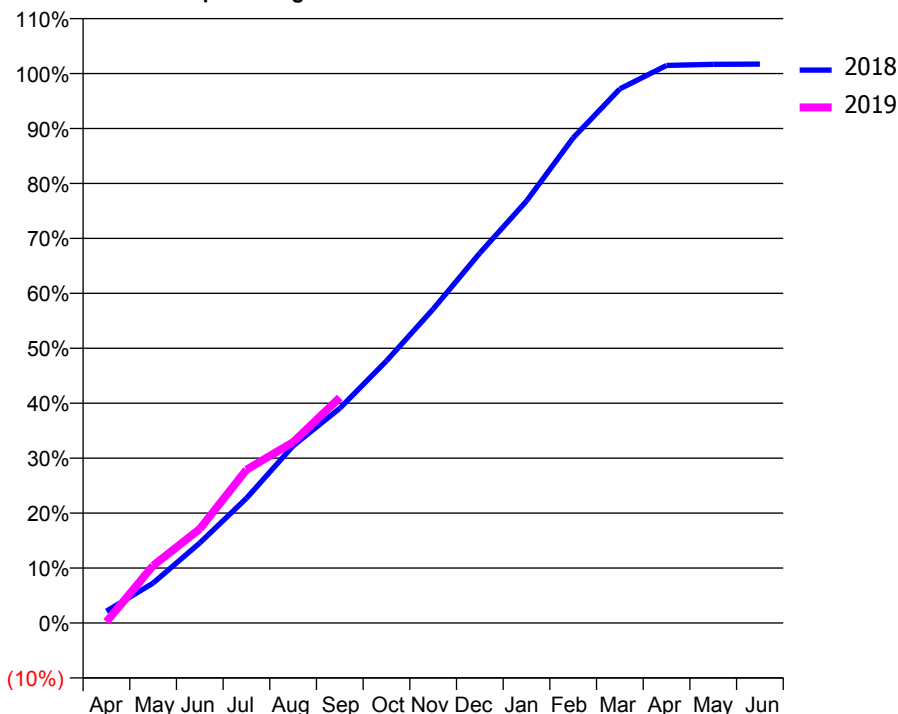
ACCESS*

Patients seen in 24 months	Total	Change since previous quarter
Quarter ending September 2017	1,842	
Quarter ending December 2017	1,790	↓
Quarter ending March 2018	1,735	↓
Quarter ending June 2018	1,705	↓
Quarter ending September 2018	1,673	↓
Variance since September 2017	(9.2%)	↓



ACTIVITY

Cumulative percentage of contracted UDA delivered 2018 & 2019



Adjusted Scheduled Activity (UDA)		
Month	2018	2019
April	140	14
May	472	679
June	948	1,113
July	1,476	1,813
August	2,095	2,140
September	2,540	2,666
October	3,100	
November	3,714	
December	4,377	
January	4,992	
February	5,739	
March	6,319	
April	6,596	
May	6,608	
June	6,611	

QUALITY

	Quantity	Base Number	Contract	AT	Region	England
% of FP17s for the same patient ID Re-attending within 3 months - Children	56	349	16.0%	12.0%	12.2%	11.6%
% of FP17s for the same patient ID Re-attending within 3 months - Adults	157	819	19.2%	16.0%	15.8%	15.5%
% of FP17s for the same patient ID Re-attending between 3 & 9 months - Children	206	349	59.0%	58.2%	60.3%	58.8%
% of FP17s for the same patient ID Re-attending between 3 & 9 months - Adults	378	819	46.2%	51.6%	53.5%	51.1%
% of FP17s for Band 1 Urgent Courses	114	1,062	10.7%	10.1%	9.1%	9.0%
% of FP17s Relating to Free Repair or Replacements	2	1,062	0.2%	0.8%	1.0%	0.8%
% of FP17s Relating to Continuations	18	1,062	1.7%	0.9%	1.0%	0.9%
% of Patients satisfied with the dentistry they have received	0	1	N/A	94.9%	93.6%	93.3%
% of Patients satisfied with the time they had to wait for an appointment	1	1	N/A	89.4%	89.8%	88.9%

* This is based on patients treated on this contract for their most recent course of treatment. Figures in italics indicate the base number of FP17s or Patient Questionnaire responses are less than 100. N/A is shown where the base number of responses is less than 10 during the period. % is calculated as Quantity/Base number*100

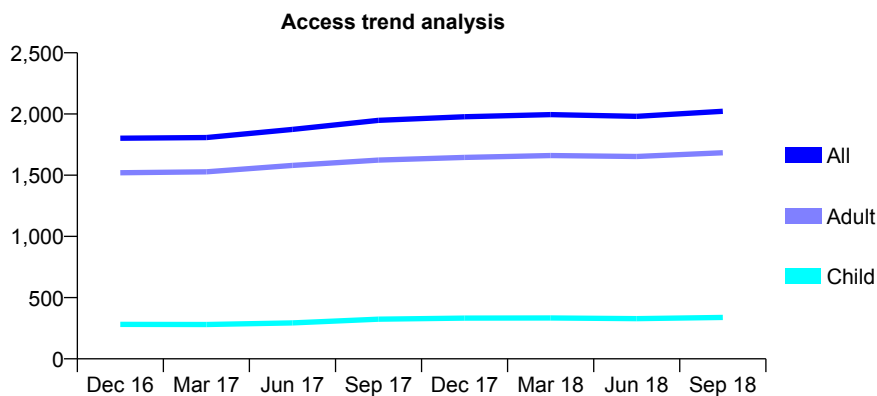
Q46 - Vital Signs At a Glance Contract Report for 116440/0001 - September 2018

Name or company name	Pracny and Strass Dental Practice
Contract type name	GDS Contract
Purpose of contract	General
Contract start date	01/04/2006
Contract end date	

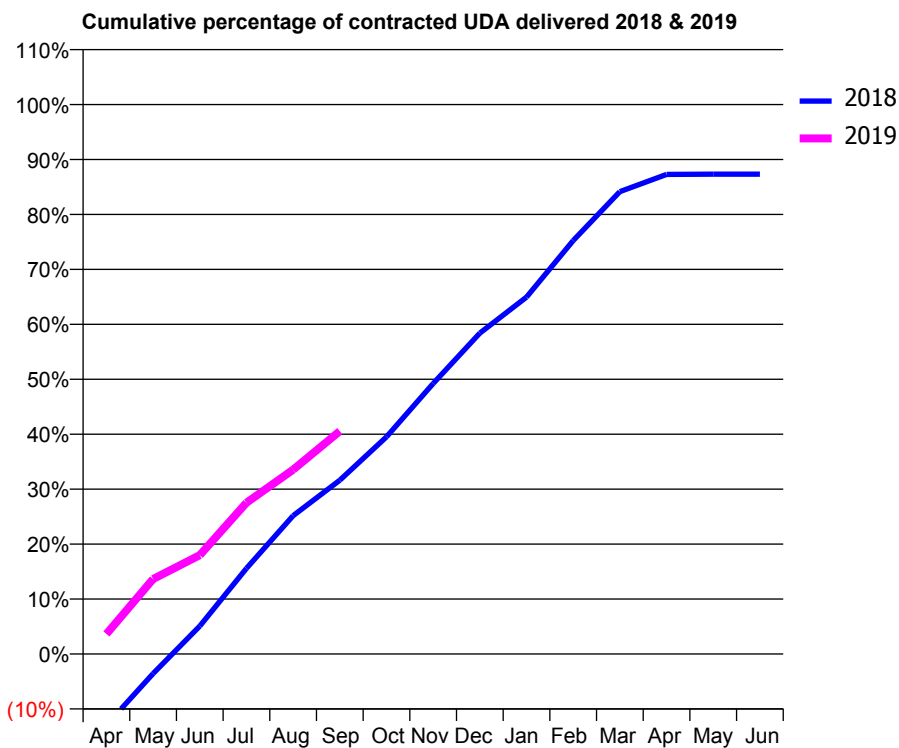
18/19 Contracted general activity (UDA)	7,202
Carry forward general activity (UDA)	0
18/19 Contracted orthodontic activity (UOA)	0
Carry forward orthodontic activity (UOA)	0
Baseline contract value	£169,757.23

ACCESS*

Patients seen in 24 months	Total	Change since previous quarter
Quarter ending September 2017	1,948	
Quarter ending December 2017	1,978	→
Quarter ending March 2018	1,995	→
Quarter ending June 2018	1,981	→
Quarter ending September 2018	2,022	↑
Variance since September 2017	3.8%	↑



ACTIVITY



Month	Adjusted Scheduled Activity (UDA)	
	2018	2019
April	-936	264
May	-258	983
June	366	1,296
July	1,123	1,982
August	1,814	2,416
September	2,279	2,921
October	2,846	
November	3,546	
December	4,206	
January	4,679	
February	5,419	
March	6,061	
April	6,285	
May	6,289	
June	6,289	

QUALITY

	Quantity	Base Number	Contract	AT	Region	England
% of FP17s for the same patient ID Re-attending within 3 months - Children	39	273	14.3%	12.0%	12.2%	11.6%
% of FP17s for the same patient ID Re-attending within 3 months - Adults	207	1,362	15.2%	16.0%	15.8%	15.5%
% of FP17s for the same patient ID Re-attending between 3 & 9 months - Children	165	273	60.4%	58.2%	60.3%	58.8%
% of FP17s for the same patient ID Re-attending between 3 & 9 months - Adults	872	1,362	64.0%	51.6%	53.5%	51.1%
% of FP17s for Band 1 Urgent Courses	116	1,529	7.6%	10.1%	9.1%	9.0%
% of FP17s Relating to Free Repair or Replacements	14	1,529	0.9%	0.8%	1.0%	0.8%
% of FP17s Relating to Continuations	3	1,529	0.2%	0.9%	1.0%	0.9%
% of Patients satisfied with the dentistry they have received	0	0	N/A	94.9%	93.6%	93.3%
% of Patients satisfied with the time they had to wait for an appointment	0	0	N/A	89.4%	89.8%	88.9%

* This is based on patients treated on this contract for their most recent course of treatment. Figures in italics indicate the base number of FP17s or Patient Questionnaire responses are less than 100. N/A is shown where the base number of responses is less than 10 during the period. % is calculated as Quantity/Base number*100

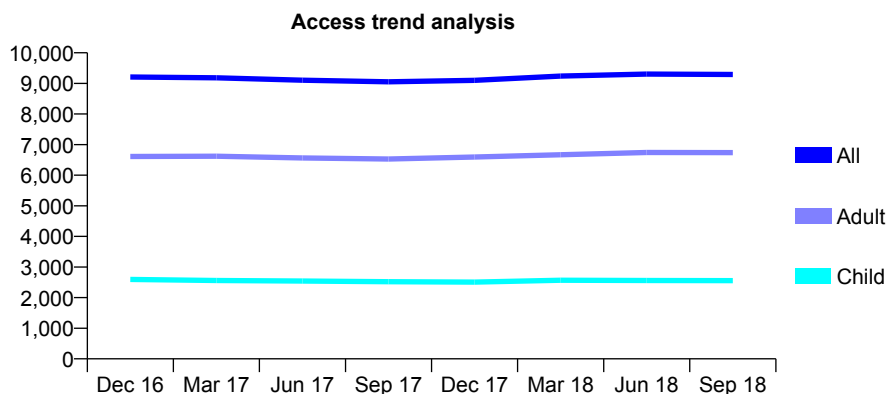
Q46 - Vital Signs At a Glance Contract Report for 116580/0001 - September 2018

Name or company name	Drake Dental Practice
Contract type name	GDS Contract
Purpose of contract	General
Contract start date	01/04/2014
Contract end date	

18/19 Contracted general activity (UDA)	32,499
Carry forward general activity (UDA)	0
18/19 Contracted orthodontic activity (UOA)	0
Carry forward orthodontic activity (UOA)	0
Baseline contract value	£832,529.34

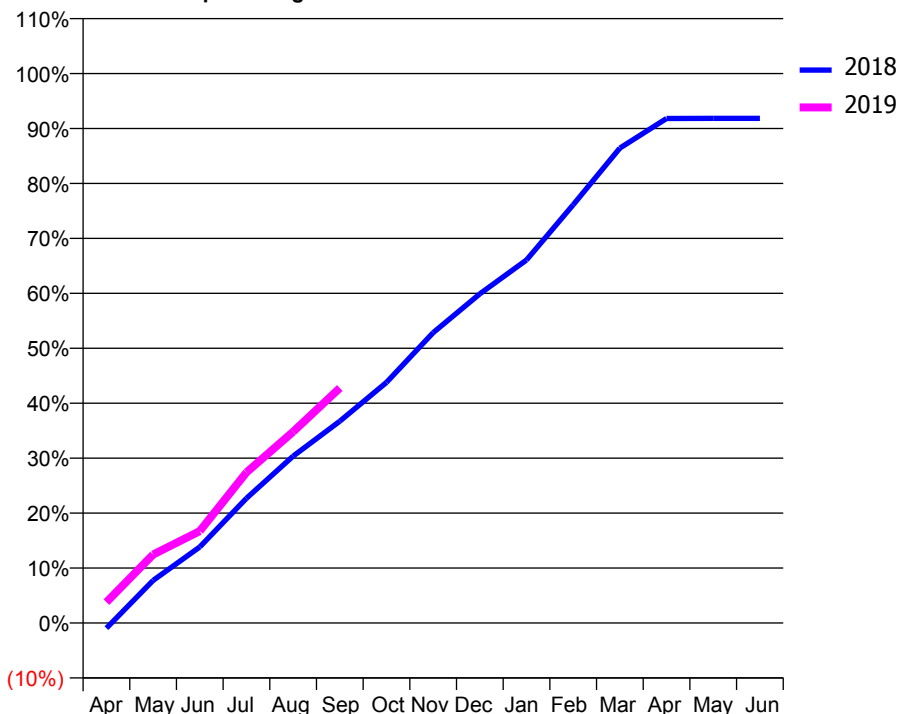
ACCESS*

Patients seen in 24 months	Total	Change since previous quarter
Quarter ending September 2017	9,051	
Quarter ending December 2017	9,102	→
Quarter ending March 2018	9,240	→
Quarter ending June 2018	9,305	→
Quarter ending September 2018	9,294	→
Variance since September 2017	2.7%	↑



ACTIVITY

Cumulative percentage of contracted UDA delivered 2018 & 2019



Adjusted Scheduled Activity (UDA)

Month	2018	2019
April	-309	1,237
May	2,518	4,048
June	4,502	5,437
July	7,377	8,905
August	9,867	11,313
September	11,937	13,899
October	14,233	
November	17,171	
December	19,471	
January	21,471	
February	24,738	
March	28,085	
April	29,835	
May	29,846	
June	29,846	

QUALITY

	Quantity	Base Number	Contract	AT	Region	England
% of FP17s for the same patient ID Re-attending within 3 months - Children	183	2,197	8.3%	12.0%	12.2%	11.6%
% of FP17s for the same patient ID Re-attending within 3 months - Adults	801	5,263	15.2%	16.0%	15.8%	15.5%
% of FP17s for the same patient ID Re-attending between 3 & 9 months - Children	1,357	2,197	61.8%	58.2%	60.3%	58.8%
% of FP17s for the same patient ID Re-attending between 3 & 9 months - Adults	3,043	5,263	57.8%	51.6%	53.5%	51.1%
% of FP17s for Band 1 Urgent Courses	704	6,788	10.4%	10.1%	9.1%	9.0%
% of FP17s Relating to Free Repair or Replacements	53	6,788	0.8%	0.8%	1.0%	0.8%
% of FP17s Relating to Continuations	34	6,788	0.5%	0.9%	1.0%	0.9%
% of Patients satisfied with the dentistry they have received	5	5	N/A	94.9%	93.6%	93.3%
% of Patients satisfied with the time they had to wait for an appointment	5	5	N/A	89.4%	89.8%	88.9%

* This is based on patients treated on this contract for their most recent course of treatment. Figures in italics indicate the base number of FP17s or Patient Questionnaire responses are less than 100. N/A is shown where the base number of responses is less than 10 during the period. % is calculated as Quantity/Base number*100

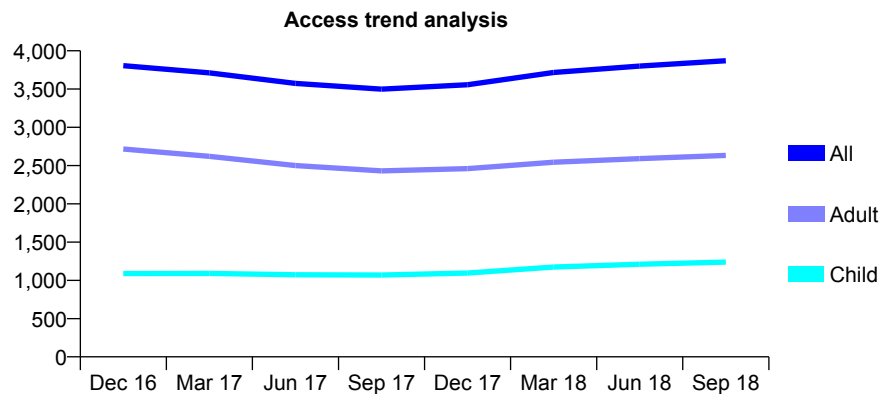
Q46 - Vital Signs At a Glance Contract Report for 116696/0001 - September 2018

Name or company name	Fallowfield (No.1)Limited
Contract type name	GDS Contract
Purpose of contract	General
Contract start date	01/11/2007
Contract end date	

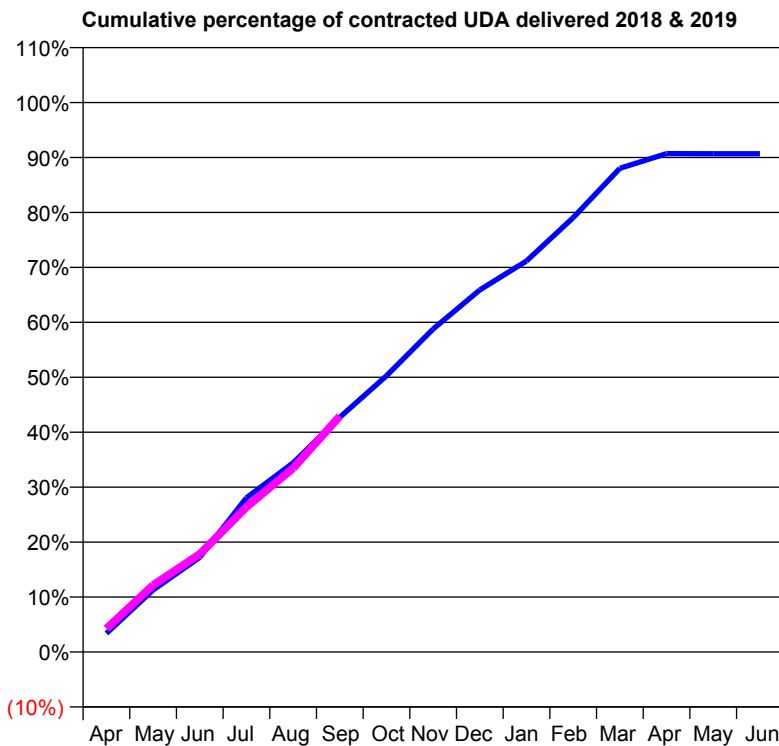
18/19 Contracted general activity (UDA)	13,084
Carry forward general activity (UDA)	0
18/19 Contracted orthodontic activity (UOA)	0
Carry forward orthodontic activity (UOA)	0
Baseline contract value	£445,975.69

ACCESS*

Patients seen in 24 months	Total	Change since previous quarter
Quarter ending September 2017	3,499	
Quarter ending December 2017	3,556	→
Quarter ending March 2018	3,716	↑
Quarter ending June 2018	3,801	↑
Quarter ending September 2018	3,871	→
Variance since September 2017	10.6%	↑



ACTIVITY



Month	Adjusted Scheduled Activity (UDA)	
	2018	2019
April	443	559
May	1,477	1,593
June	2,257	2,333
July	3,672	3,453
August	4,504	4,378
September	5,591	5,614
October	6,578	
November	7,691	
December	8,621	
January	9,312	
February	10,342	
March	11,517	
April	11,865	
May	11,864	
June	11,864	

QUALITY

	Quantity	Base Number	Contract	AT	Region	England
% of FP17s for the same patient ID Re-attending within 3 months - Children	100	772	13.0%	12.0%	12.2%	11.6%
% of FP17s for the same patient ID Re-attending within 3 months - Adults	417	1,803	23.1%	16.0%	15.8%	15.5%
% of FP17s for the same patient ID Re-attending between 3 & 9 months - Children	306	772	39.6%	58.2%	60.3%	58.8%
% of FP17s for the same patient ID Re-attending between 3 & 9 months - Adults	731	1,803	40.5%	51.6%	53.5%	51.1%
% of FP17s for Band 1 Urgent Courses	382	2,435	15.7%	10.1%	9.1%	9.0%
% of FP17s Relating to Free Repair or Replacements	22	2,435	0.9%	0.8%	1.0%	0.8%
% of FP17s Relating to Continuations	36	2,435	1.5%	0.9%	1.0%	0.9%
% of Patients satisfied with the dentistry they have received	0	0	N/A	94.9%	93.6%	93.3%
% of Patients satisfied with the time they had to wait for an appointment	0	0	N/A	89.4%	89.8%	88.9%

* This is based on patients treated on this contract for their most recent course of treatment. Figures in italics indicate the base number of FP17s or Patient Questionnaire responses are less than 100. N/A is shown where the base number of responses is less than 10 during the period. % is calculated as Quantity/Base number*100

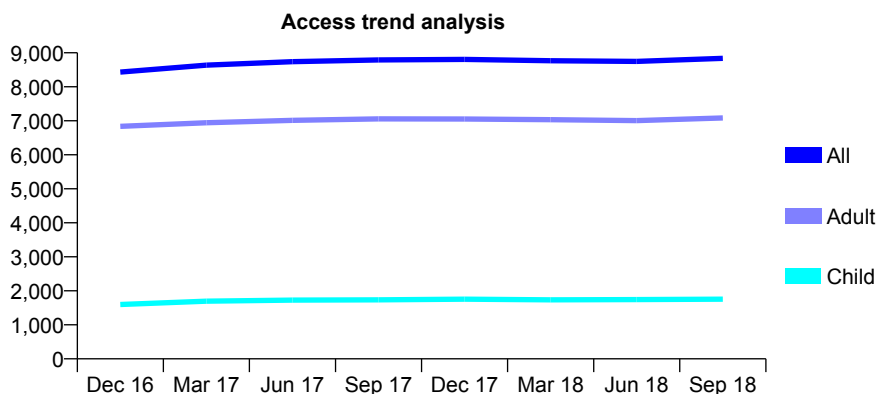
Q46 - Vital Signs At a Glance Contract Report for 117080/0001 - September 2018

Name or company name	Jefferies Reed & Associates
Contract type name	GDS Contract
Purpose of contract	General
Contract start date	01/04/2006
Contract end date	

18/19 Contracted general activity (UDA)	28,152
Carry forward general activity (UDA)	0
18/19 Contracted orthodontic activity (UOA)	0
Carry forward orthodontic activity (UOA)	0
Baseline contract value	£852,655.14

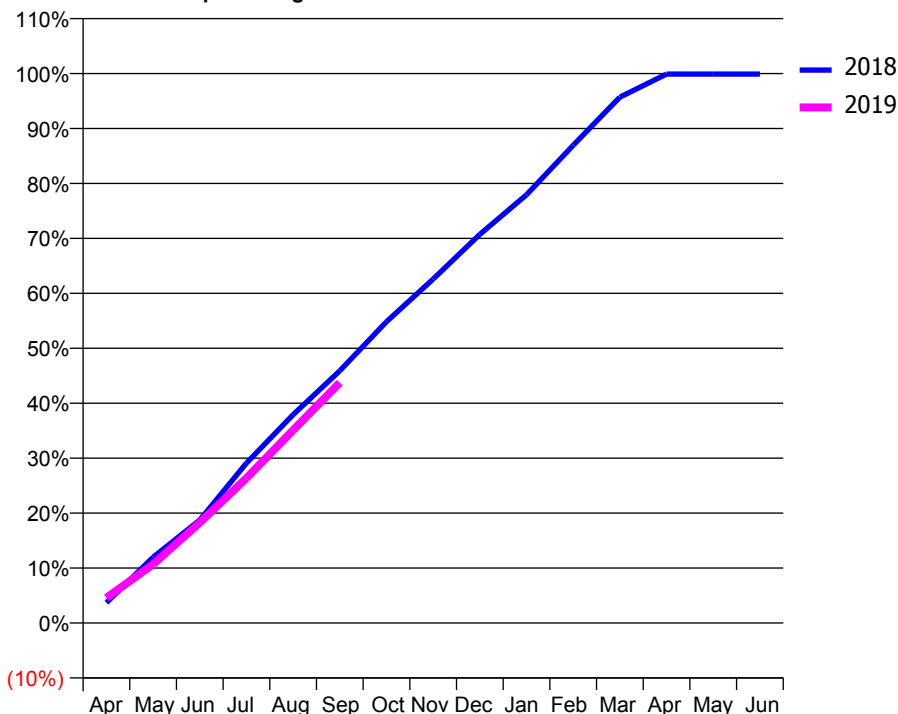
ACCESS*

Patients seen in 24 months	Total	Change since previous quarter
Quarter ending September 2017	8,792	
Quarter ending December 2017	8,805	→
Quarter ending March 2018	8,766	→
Quarter ending June 2018	8,747	→
Quarter ending September 2018	8,839	→
Variance since September 2017	0.5%	→



ACTIVITY

Cumulative percentage of contracted UDA delivered 2018 & 2019



Month	Adjusted Scheduled Activity (UDA)	
	2018	2019
April	1,040	1,287
May	3,372	3,012
June	5,278	5,143
July	8,192	7,421
August	10,676	9,879
September	12,921	12,316
October	15,436	
November	17,625	
December	19,912	
January	21,939	
February	24,474	
March	26,942	
April	28,121	
May	28,121	
June	28,123	

QUALITY

	Quantity	Base Number	Contract	AT	Region	England
% of FP17s for the same patient ID Re-attending within 3 months - Children	80	1,423	5.6%	12.0%	12.2%	11.6%
% of FP17s for the same patient ID Re-attending within 3 months - Adults	680	5,888	11.5%	16.0%	15.8%	15.5%
% of FP17s for the same patient ID Re-attending between 3 & 9 months - Children	978	1,423	68.7%	58.2%	60.3%	58.8%
% of FP17s for the same patient ID Re-attending between 3 & 9 months - Adults	4,149	5,888	70.5%	51.6%	53.5%	51.1%
% of FP17s for Band 1 Urgent Courses	328	6,799	4.8%	10.1%	9.1%	9.0%
% of FP17s Relating to Free Repair or Replacements	35	6,799	0.5%	0.8%	1.0%	0.8%
% of FP17s Relating to Continuations	117	6,799	1.7%	0.9%	1.0%	0.9%
% of Patients satisfied with the dentistry they have received	9	9	N/A	94.9%	93.6%	93.3%
% of Patients satisfied with the time they had to wait for an appointment	8	9	N/A	89.4%	89.8%	88.9%

* This is based on patients treated on this contract for their most recent course of treatment. Figures in italics indicate the base number of FP17s or Patient Questionnaire responses are less than 100. N/A is shown where the base number of responses is less than 10 during the period. % is calculated as Quantity/Base number*100

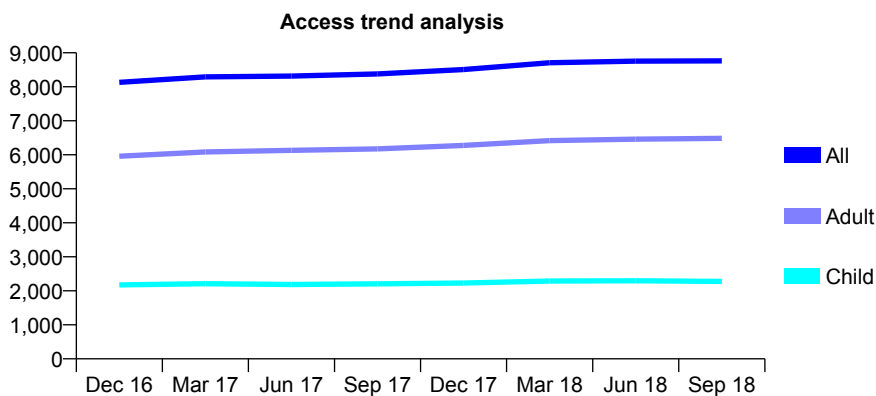
Q46 - Vital Signs At a Glance Contract Report for 118311/0001 - September 2018

Name or company name	Bryn Street Dental Clinic Ltd
Contract type name	GDS Contract
Purpose of contract	General
Contract start date	01/10/2008
Contract end date	

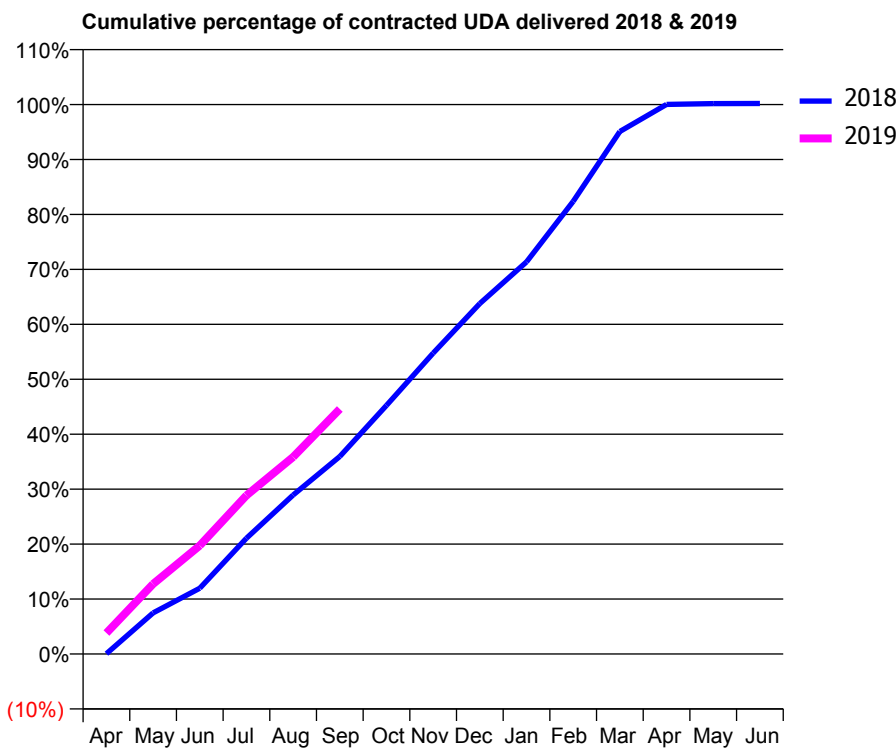
18/19 Contracted general activity (UDA)	24,515
Carry forward general activity (UDA)	0
18/19 Contracted orthodontic activity (UOA)	0
Carry forward orthodontic activity (UOA)	0
Baseline contract value	£643,002.33

ACCESS*

Patients seen in 24 months	Total	Change since previous quarter
Quarter ending September 2017	8,380	
Quarter ending December 2017	8,508	→
Quarter ending March 2018	8,709	↑
Quarter ending June 2018	8,755	→
Quarter ending September 2018	8,762	→
Variance since September 2017	4.6%	↑



ACTIVITY



Month	Adjusted Scheduled Activity (UDA)	
	2018	2019
April	13	939
May	1,836	3,124
June	2,933	4,839
July	5,165	7,077
August	7,093	8,787
September	8,812	10,932
October	11,094	
November	13,426	
December	15,638	
January	17,493	
February	20,195	
March	23,314	
April	24,520	
May	24,555	
June	24,560	

QUALITY

	Quantity	Base Number	Contract	AT	Region	England
% of FP17s for the same patient ID Re-attending within 3 months - Children	395	2,234	17.7%	12.0%	12.2%	11.6%
% of FP17s for the same patient ID Re-attending within 3 months - Adults	864	4,649	18.6%	16.0%	15.8%	15.5%
% of FP17s for the same patient ID Re-attending between 3 & 9 months - Children	1,395	2,234	62.4%	58.2%	60.3%	58.8%
% of FP17s for the same patient ID Re-attending between 3 & 9 months - Adults	2,300	4,649	49.5%	51.6%	53.5%	51.1%
% of FP17s for Band 1 Urgent Courses	802	5,979	13.4%	10.1%	9.1%	9.0%
% of FP17s Relating to Free Repair or Replacements	56	5,979	0.9%	0.8%	1.0%	0.8%
% of FP17s Relating to Continuations	30	5,979	0.5%	0.9%	1.0%	0.9%
% of Patients satisfied with the dentistry they have received	4	4	N/A	94.9%	93.6%	93.3%
% of Patients satisfied with the time they had to wait for an appointment	2	4	N/A	89.4%	89.8%	88.9%

* This is based on patients treated on this contract for their most recent course of treatment. Figures in italics indicate the base number of FP17s or Patient Questionnaire responses are less than 100. N/A is shown where the base number of responses is less than 10 during the period. % is calculated as Quantity/Base number*100

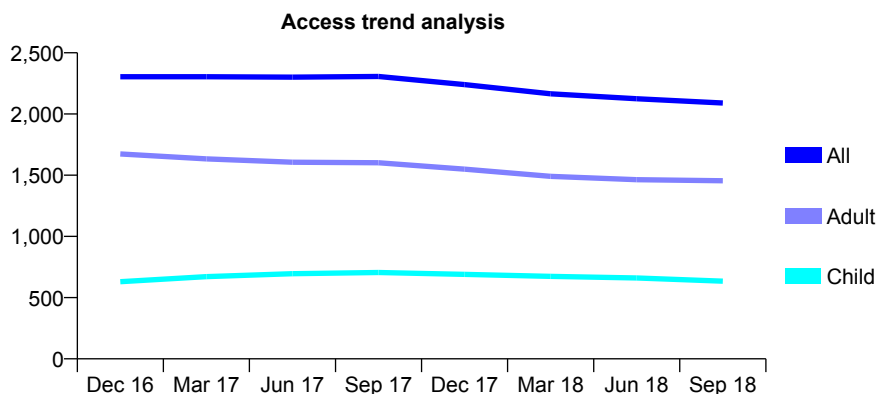
Q46 - Vital Signs At a Glance Contract Report for 118540/0001 - September 2018

Name or company name	Birchfields Family Dental Care
Contract type name	GDS Contract
Purpose of contract	General
Contract start date	01/07/2012
Contract end date	

18/19 Contracted general activity (UDA)	7,428
Carry forward general activity (UDA)	0
18/19 Contracted orthodontic activity (UOA)	0
Carry forward orthodontic activity (UOA)	0
Baseline contract value	£253,171.44

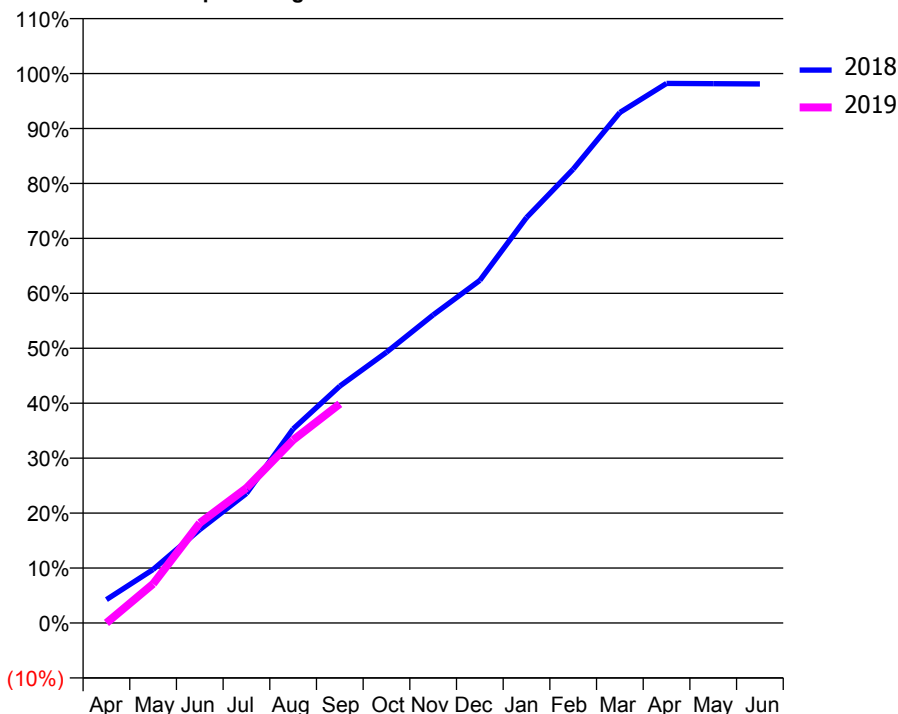
ACCESS*

Patients seen in 24 months	Total	Change since previous quarter
Quarter ending September 2017	2,307	
Quarter ending December 2017	2,240	↓
Quarter ending March 2018	2,165	↓
Quarter ending June 2018	2,125	↓
Quarter ending September 2018	2,090	↓
Variance since September 2017	(9.4%)	↓



ACTIVITY

Cumulative percentage of contracted UDA delivered 2018 & 2019



Adjusted Scheduled Activity (UDA)

Month	2018	2019
April	316	0
May	724	529
June	1,263	1,352
July	1,751	1,824
August	2,624	2,474
September	3,202	2,963
October	3,660	
November	4,166	
December	4,632	
January	5,481	
February	6,135	
March	6,901	
April	7,294	
May	7,290	
June	7,287	

QUALITY

	Quantity	Base Number	Contract	AT	Region	England
% of FP17s for the same patient ID Re-attending within 3 months - Children	25	434	5.8%	12.0%	12.2%	11.6%
% of FP17s for the same patient ID Re-attending within 3 months - Adults	118	971	12.2%	16.0%	15.8%	15.5%
% of FP17s for the same patient ID Re-attending between 3 & 9 months - Children	276	434	63.6%	58.2%	60.3%	58.8%
% of FP17s for the same patient ID Re-attending between 3 & 9 months - Adults	580	971	59.7%	51.6%	53.5%	51.1%
% of FP17s for Band 1 Urgent Courses	94	1,253	7.5%	10.1%	9.1%	9.0%
% of FP17s Relating to Free Repair or Replacements	10	1,253	0.8%	0.8%	1.0%	0.8%
% of FP17s Relating to Continuations	0	1,253	0.0%	0.9%	1.0%	0.9%
% of Patients satisfied with the dentistry they have received	1	1	N/A	94.9%	93.6%	93.3%
% of Patients satisfied with the time they had to wait for an appointment	1	1	N/A	89.4%	89.8%	88.9%

* This is based on patients treated on this contract for their most recent course of treatment. Figures in italics indicate the base number of FP17s or Patient Questionnaire responses are less than 100. N/A is shown where the base number of responses is less than 10 during the period. % is calculated as Quantity/Base number*100

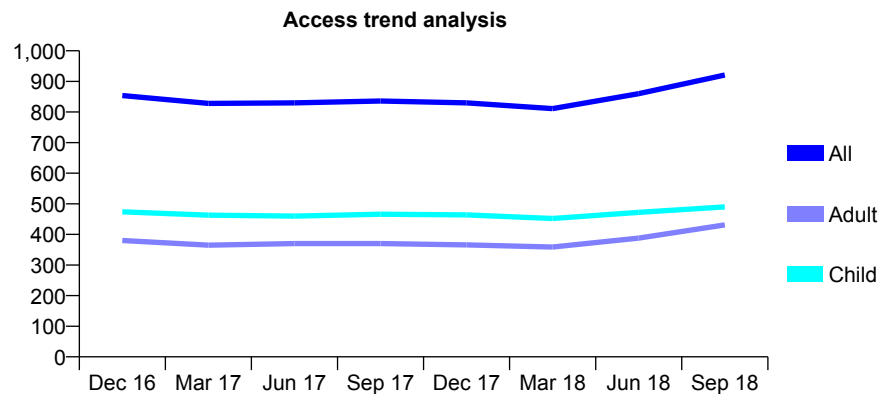
Q46 - Vital Signs At a Glance Contract Report for 119741/0001 - September 2018

Name or company name	32 Whites - Church Lane
Contract type name	GDS Contract
Purpose of contract	General
Contract start date	01/04/2006
Contract end date	

18/19 Contracted general activity (UDA)	2,800
Carry forward general activity (UDA)	0
18/19 Contracted orthodontic activity (UOA)	0
Carry forward orthodontic activity (UOA)	0
Baseline contract value	£60,556.01

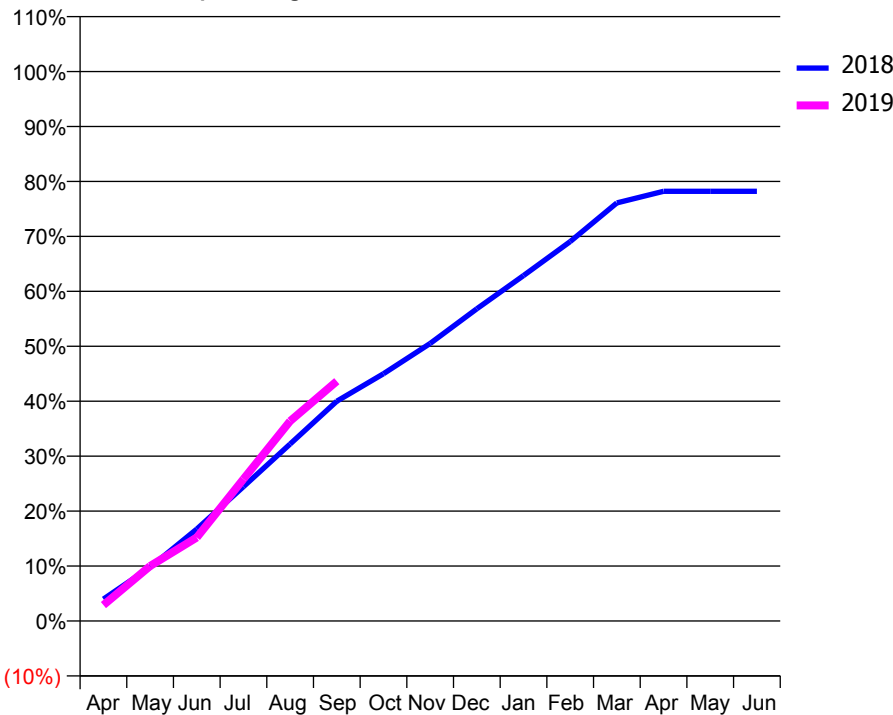
ACCESS*

Patients seen in 24 months	Total	Change since previous quarter
Quarter ending September 2017	836	
Quarter ending December 2017	830	→
Quarter ending March 2018	811	↓
Quarter ending June 2018	860	↑
Quarter ending September 2018	921	↑
Variance since September 2017	10.2%	↑



ACTIVITY

Cumulative percentage of contracted UDA delivered 2018 & 2019



Adjusted Scheduled Activity (UDA)		
Month	2018	2019
April	112	81
May	274	280
June	468	425
July	685	723
August	902	1,019
September	1,120	1,222
October	1,260	
November	1,414	
December	1,591	
January	1,760	
February	1,933	
March	2,131	
April	2,190	
May	2,190	
June	2,190	

QUALITY

	Quantity	Base Number	Contract	AT	Region	England
% of FP17s for the same patient ID Re-attending within 3 months - Children	14	422	3.3%	12.0%	12.2%	11.6%
% of FP17s for the same patient ID Re-attending within 3 months - Adults	32	316	10.1%	16.0%	15.8%	15.5%
% of FP17s for the same patient ID Re-attending between 3 & 9 months - Children	297	422	70.4%	58.2%	60.3%	58.8%
% of FP17s for the same patient ID Re-attending between 3 & 9 months - Adults	168	316	53.2%	51.6%	53.5%	51.1%
% of FP17s for Band 1 Urgent Courses	9	698	1.3%	10.1%	9.1%	9.0%
% of FP17s Relating to Free Repair or Replacements	1	698	0.1%	0.8%	1.0%	0.8%
% of FP17s Relating to Continuations	12	698	1.7%	0.9%	1.0%	0.9%
% of Patients satisfied with the dentistry they have received	2	2	N/A	94.9%	93.6%	93.3%
% of Patients satisfied with the time they had to wait for an appointment	1	2	N/A	89.4%	89.8%	88.9%

* This is based on patients treated on this contract for their most recent course of treatment. Figures in italics indicate the base number of FP17s or Patient Questionnaire responses are less than 100. N/A is shown where the base number of responses is less than 10 during the period. % is calculated as Quantity/Base number*100

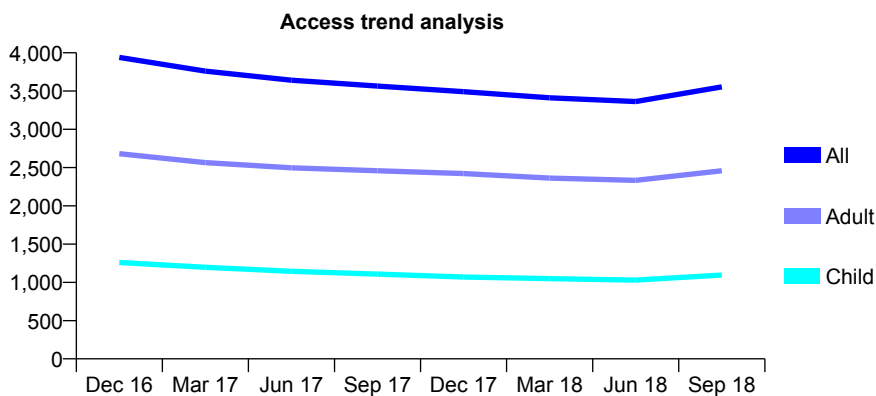
Q46 - Vital Signs At a Glance Contract Report for 120162/0001 - September 2018

Name or company name	Confidential Solutions Ltd
Contract type name	GDS Contract
Purpose of contract	General
Contract start date	01/12/2013
Contract end date	

18/19 Contracted general activity (UDA)	12,935
Carry forward general activity (UDA)	0
18/19 Contracted orthodontic activity (UOA)	0
Carry forward orthodontic activity (UOA)	0
Baseline contract value	£310,539.68

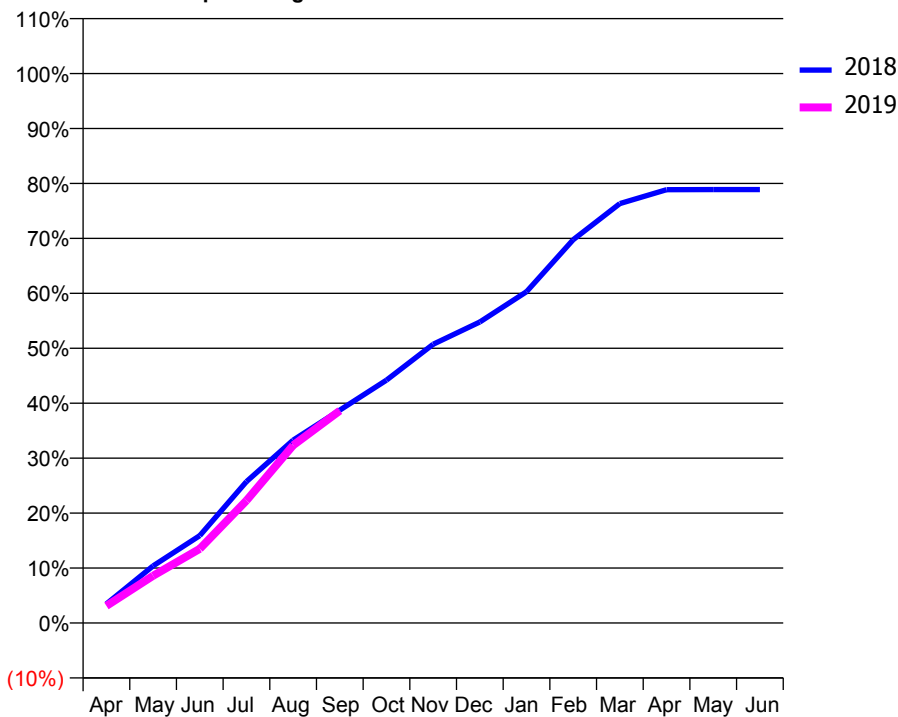
ACCESS*

Patients seen in 24 months	Total	Change since previous quarter
Quarter ending September 2017	3,566	
Quarter ending December 2017	3,492	↓
Quarter ending March 2018	3,411	↓
Quarter ending June 2018	3,363	↓
Quarter ending September 2018	3,555	↑
Variance since September 2017	(0.3%)	→



ACTIVITY

Cumulative percentage of contracted UDA delivered 2018 & 2019



Adjusted Scheduled Activity (UDA)		
Month	2018	2019
April	449	402
May	1,344	1,112
June	2,057	1,748
July	3,330	2,884
August	4,306	4,183
September	5,010	4,998
October	5,718	
November	6,562	
December	7,087	
January	7,799	
February	9,023	
March	9,875	
April	10,201	
May	10,202	
June	10,202	

QUALITY

	Quantity	Base Number	Contract	AT	Region	England
% of FP17s for the same patient ID Re-attending within 3 months - Children	49	892	5.5%	12.0%	12.2%	11.6%
% of FP17s for the same patient ID Re-attending within 3 months - Adults	248	1,922	12.9%	16.0%	15.8%	15.5%
% of FP17s for the same patient ID Re-attending between 3 & 9 months - Children	514	892	57.6%	58.2%	60.3%	58.8%
% of FP17s for the same patient ID Re-attending between 3 & 9 months - Adults	1,182	1,922	61.5%	51.6%	53.5%	51.1%
% of FP17s for Band 1 Urgent Courses	210	2,631	8.0%	10.1%	9.1%	9.0%
% of FP17s Relating to Free Repair or Replacements	21	2,631	0.8%	0.8%	1.0%	0.8%
% of FP17s Relating to Continuations	11	2,631	0.4%	0.9%	1.0%	0.9%
% of Patients satisfied with the dentistry they have received	2	2	N/A	94.9%	93.6%	93.3%
% of Patients satisfied with the time they had to wait for an appointment	2	2	N/A	89.4%	89.8%	88.9%

* This is based on patients treated on this contract for their most recent course of treatment. Figures in italics indicate the base number of FP17s or Patient Questionnaire responses are less than 100. N/A is shown where the base number of responses is less than 10 during the period. % is calculated as Quantity/Base number*100

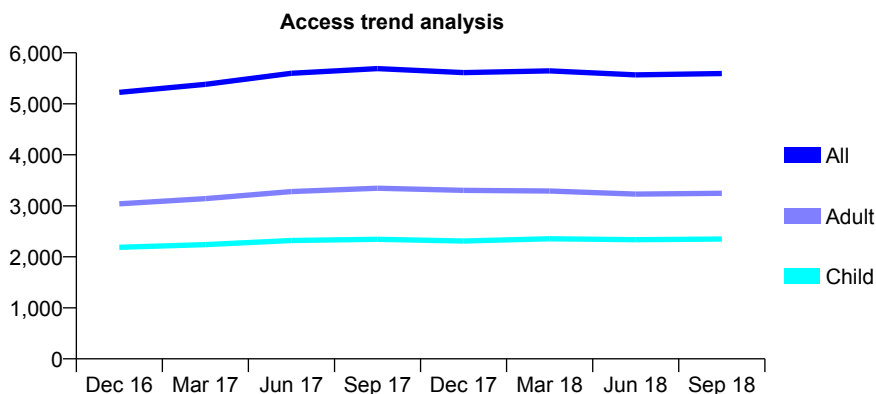
Q46 - Vital Signs At a Glance Contract Report for 121118/0001 - September 2018

Name or company name	The Tooth Place Limited
Contract type name	GDS Contract
Purpose of contract	General
Contract start date	01/08/2015
Contract end date	

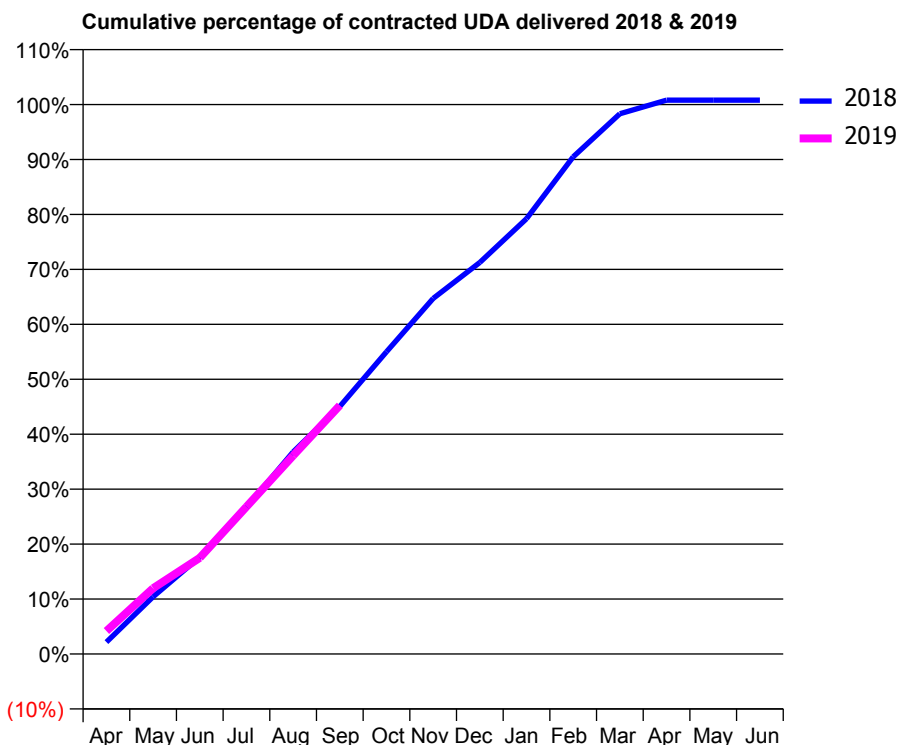
18/19 Contracted general activity (UDA)	16,195
Carry forward general activity (UDA)	0
18/19 Contracted orthodontic activity (UOA)	0
Carry forward orthodontic activity (UOA)	0
Baseline contract value	£545,849.11

ACCESS*

Patients seen in 24 months	Total	Change since previous quarter
Quarter ending September 2017	5,689	
Quarter ending December 2017	5,612	↓
Quarter ending March 2018	5,646	→
Quarter ending June 2018	5,567	↓
Quarter ending September 2018	5,594	→
Variance since September 2017	(1.7%)	↓



ACTIVITY



Month	Adjusted Scheduled Activity (UDA)	
	2018	2019
April	351	677
May	1,686	1,940
June	2,859	2,835
July	4,326	4,342
August	5,955	5,845
September	7,295	7,327
October	8,906	
November	10,478	
December	11,539	
January	12,829	
February	14,654	
March	15,923	
April	16,323	
May	16,323	
June	16,323	

QUALITY

	Quantity	Base Number	Contract	AT	Region	England
% of FP17s for the same patient ID Re-attending within 3 months - Children	230	2,037	11.3%	12.0%	12.2%	11.6%
% of FP17s for the same patient ID Re-attending within 3 months - Adults	480	2,424	19.8%	16.0%	15.8%	15.5%
% of FP17s for the same patient ID Re-attending between 3 & 9 months - Children	1,161	2,037	57.0%	58.2%	60.3%	58.8%
% of FP17s for the same patient ID Re-attending between 3 & 9 months - Adults	1,365	2,424	56.3%	51.6%	53.5%	51.1%
% of FP17s for Band 1 Urgent Courses	466	3,650	12.8%	10.1%	9.1%	9.0%
% of FP17s Relating to Free Repair or Replacements	79	3,650	2.2%	0.8%	1.0%	0.8%
% of FP17s Relating to Continuations	39	3,650	1.1%	0.9%	1.0%	0.9%
% of Patients satisfied with the dentistry they have received	2	2	N/A	94.9%	93.6%	93.3%
% of Patients satisfied with the time they had to wait for an appointment	2	2	N/A	89.4%	89.8%	88.9%

* This is based on patients treated on this contract for their most recent course of treatment. Figures in italics indicate the base number of FP17s or Patient Questionnaire responses are less than 100. N/A is shown where the base number of responses is less than 10 during the period. % is calculated as Quantity/Base number*100

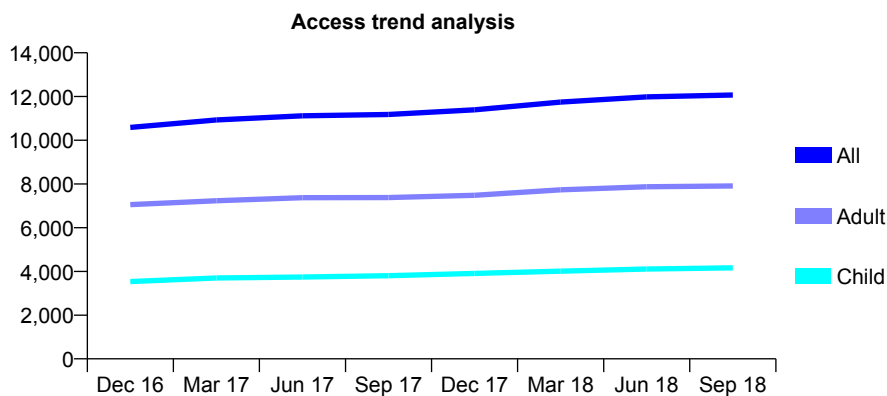
Q46 - Vital Signs At a Glance Contract Report for 121274/0001 - September 2018

Name or company name	Freshdental Practice Ltd
Contract type name	GDS Contract
Purpose of contract	General
Contract start date	01/04/2011
Contract end date	

18/19 Contracted general activity (UDA)	28,724
Carry forward general activity (UDA)	0
18/19 Contracted orthodontic activity (UOA)	0
Carry forward orthodontic activity (UOA)	0
Baseline contract value	£727,585.70

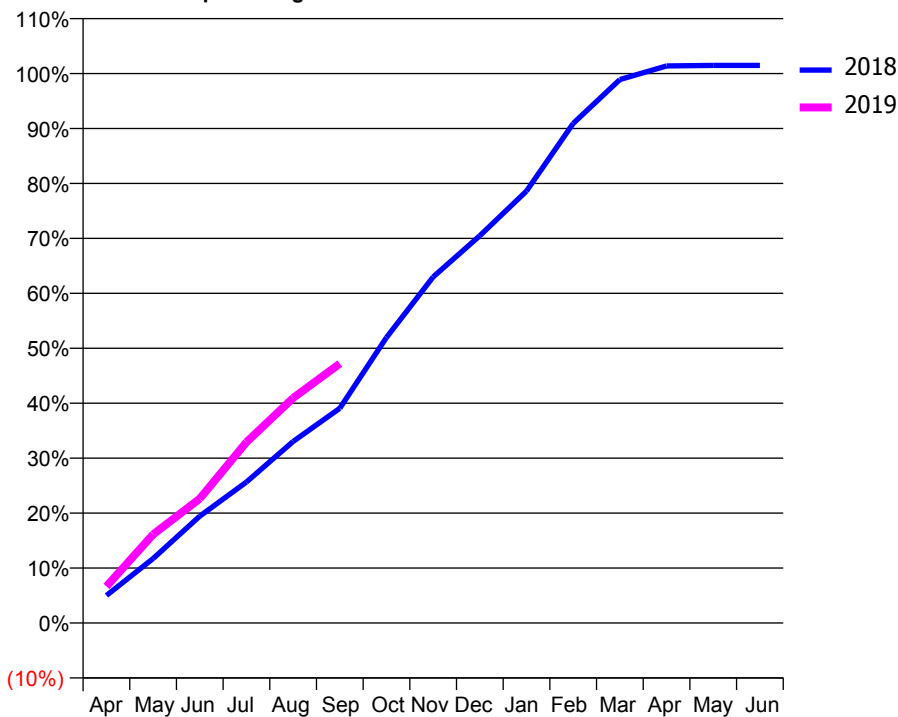
ACCESS*

Patients seen in 24 months	Total	Change since previous quarter
Quarter ending September 2017	11,178	
Quarter ending December 2017	11,390	→
Quarter ending March 2018	11,744	↑
Quarter ending June 2018	11,985	↑
Quarter ending September 2018	12,071	→
Variance since September 2017	8.0%	↑



ACTIVITY

Cumulative percentage of contracted UDA delivered 2018 & 2019



Month	Adjusted Scheduled Activity (UDA)	
	2018	2019
April	1,440	1,911
May	3,370	4,629
June	5,584	6,497
July	7,373	9,455
August	9,489	11,760
September	11,223	13,559
October	14,929	
November	18,095	
December	20,242	
January	22,580	
February	26,113	
March	28,410	
April	29,122	
May	29,149	
June	29,150	

QUALITY

	Quantity	Base Number	Contract	AT	Region	England
% of FP17s for the same patient ID Re-attending within 3 months - Children	568	3,812	14.9%	12.0%	12.2%	11.6%
% of FP17s for the same patient ID Re-attending within 3 months - Adults	563	4,806	11.7%	16.0%	15.8%	15.5%
% of FP17s for the same patient ID Re-attending between 3 & 9 months - Children	2,301	3,812	60.4%	58.2%	60.3%	58.8%
% of FP17s for the same patient ID Re-attending between 3 & 9 months - Adults	2,422	4,806	50.4%	51.6%	53.5%	51.1%
% of FP17s for Band 1 Urgent Courses	666	7,563	8.8%	10.1%	9.1%	9.0%
% of FP17s Relating to Free Repair or Replacements	34	7,563	0.4%	0.8%	1.0%	0.8%
% of FP17s Relating to Continuations	4	7,563	0.1%	0.9%	1.0%	0.9%
% of Patients satisfied with the dentistry they have received	3	3	N/A	94.9%	93.6%	93.3%
% of Patients satisfied with the time they had to wait for an appointment	3	3	N/A	89.4%	89.8%	88.9%

* This is based on patients treated on this contract for their most recent course of treatment. Figures in italics indicate the base number of FP17s or Patient Questionnaire responses are less than 100. N/A is shown where the base number of responses is less than 10 during the period. % is calculated as Quantity/Base number*100

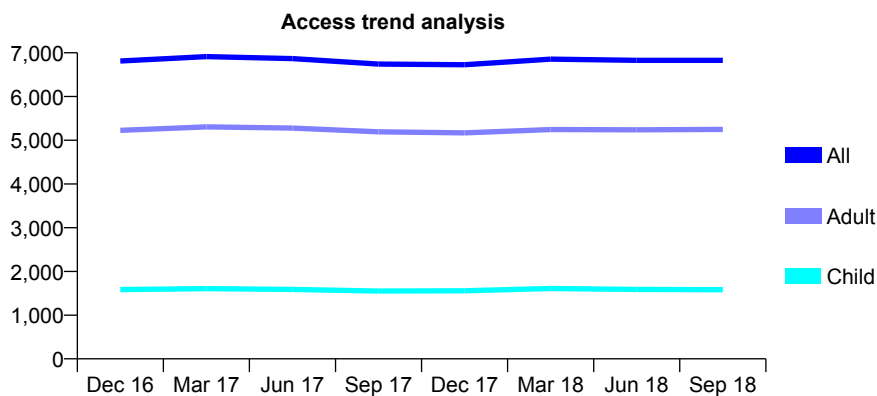
Q46 - Vital Signs At a Glance Contract Report for 122211/0001 - September 2018

Name or company name	Durgan & Ashworth Dental Care Ltd
Contract type name	GDS Contract
Purpose of contract	General
Contract start date	01/05/2007
Contract end date	

18/19 Contracted general activity (UDA)	19,207
Carry forward general activity (UDA)	0
18/19 Contracted orthodontic activity (UOA)	0
Carry forward orthodontic activity (UOA)	0
Baseline contract value	£636,013.38

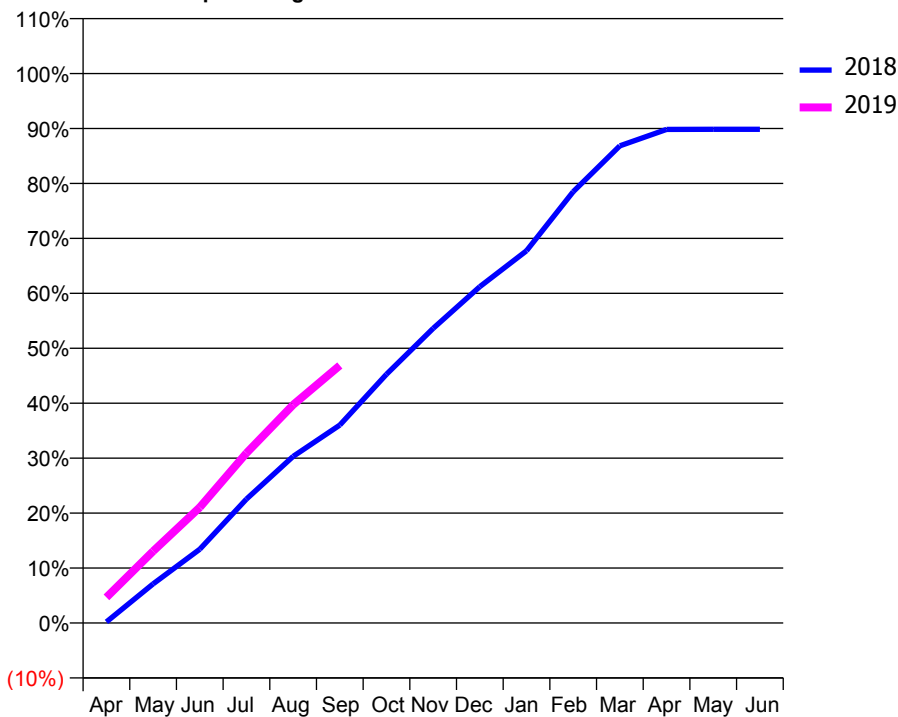
ACCESS*

Patients seen in 24 months	Total	Change since previous quarter
Quarter ending September 2017	6,742	
Quarter ending December 2017	6,727	→
Quarter ending March 2018	6,854	→
Quarter ending June 2018	6,829	→
Quarter ending September 2018	6,828	→
Variance since September 2017	1.3%	→



ACTIVITY

Cumulative percentage of contracted UDA delivered 2018 & 2019



Adjusted Scheduled Activity (UDA)

Month	2018	2019
April	41	896
May	1,369	2,508
June	2,580	4,044
July	4,331	5,939
August	5,823	7,629
September	6,921	9,001
October	8,695	
November	10,297	
December	11,758	
January	13,010	
February	15,075	
March	16,677	
April	17,250	
May	17,256	
June	17,257	

QUALITY

	Quantity	Base Number	Contract	AT	Region	England
% of FP17s for the same patient ID Re-attending within 3 months - Children	73	1,125	6.5%	12.0%	12.2%	11.6%
% of FP17s for the same patient ID Re-attending within 3 months - Adults	573	3,849	14.9%	16.0%	15.8%	15.5%
% of FP17s for the same patient ID Re-attending between 3 & 9 months - Children	683	1,125	60.7%	58.2%	60.3%	58.8%
% of FP17s for the same patient ID Re-attending between 3 & 9 months - Adults	2,054	3,849	53.4%	51.6%	53.5%	51.1%
% of FP17s for Band 1 Urgent Courses	452	4,694	9.6%	10.1%	9.1%	9.0%
% of FP17s Relating to Free Repair or Replacements	51	4,694	1.1%	0.8%	1.0%	0.8%
% of FP17s Relating to Continuations	83	4,694	1.8%	0.9%	1.0%	0.9%
% of Patients satisfied with the dentistry they have received	2	2	N/A	94.9%	93.6%	93.3%
% of Patients satisfied with the time they had to wait for an appointment	2	2	N/A	89.4%	89.8%	88.9%

* This is based on patients treated on this contract for their most recent course of treatment. Figures in italics indicate the base number of FP17s or Patient Questionnaire responses are less than 100. N/A is shown where the base number of responses is less than 10 during the period. % is calculated as Quantity/Base number*100

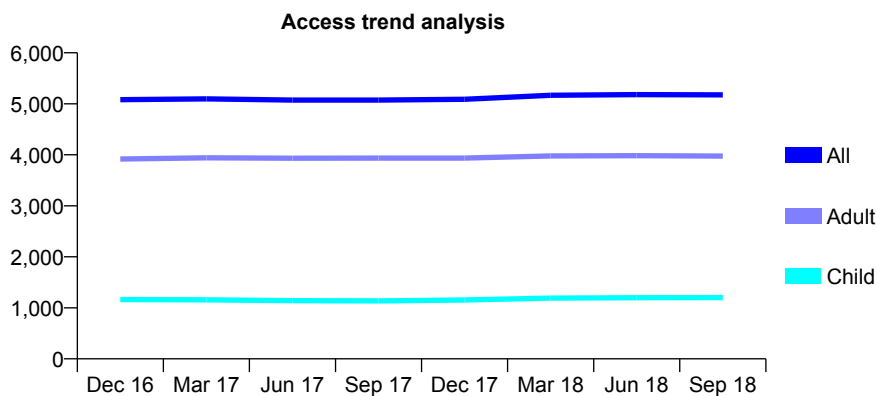
Q46 - Vital Signs At a Glance Contract Report for 123056/0001 - September 2018

Name or company name	Fletcher Fosbrook Dental Surgery
Contract type name	GDS Contract
Purpose of contract	General
Contract start date	01/04/2013
Contract end date	

18/19 Contracted general activity (UDA)	12,364
Carry forward general activity (UDA)	0
18/19 Contracted orthodontic activity (UOA)	0
Carry forward orthodontic activity (UOA)	0
Baseline contract value	£344,803.90

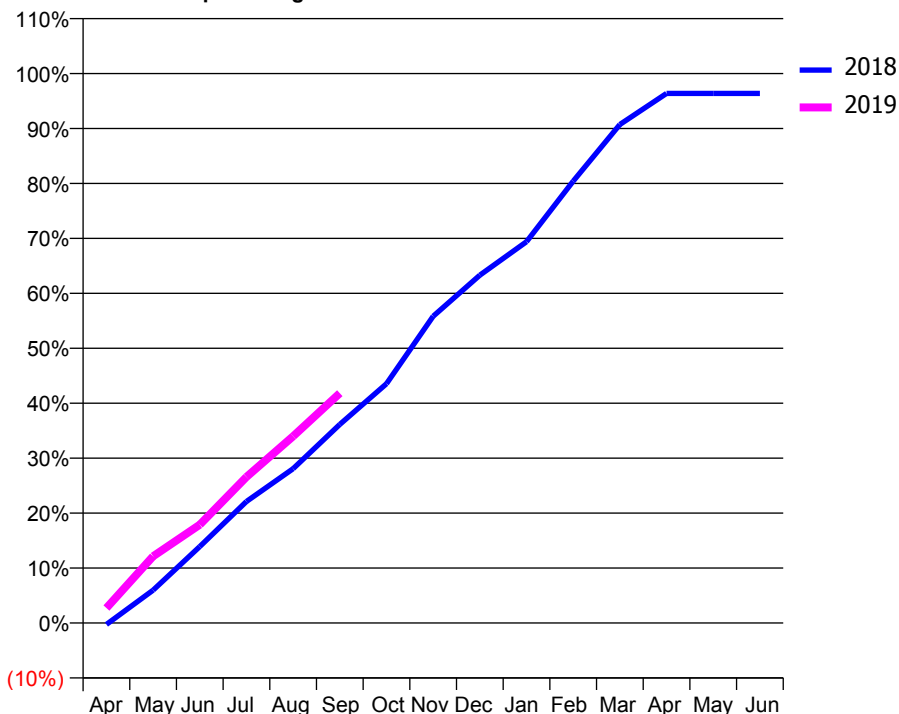
ACCESS*

Patients seen in 24 months	Total	Change since previous quarter
Quarter ending September 2017	5,073	
Quarter ending December 2017	5,090	→
Quarter ending March 2018	5,168	→
Quarter ending June 2018	5,181	→
Quarter ending September 2018	5,175	→
Variance since September 2017	2.0%	↑



ACTIVITY

Cumulative percentage of contracted UDA delivered 2018 & 2019



Month	Adjusted Scheduled Activity (UDA)	
	2018	2019
April	-34	338
May	739	1,501
June	1,722	2,212
July	2,735	3,286
August	3,472	4,201
September	4,468	5,171
October	5,385	
November	6,902	
December	7,825	
January	8,579	
February	9,943	
March	11,217	
April	11,915	
May	11,916	
June	11,916	

QUALITY

	Quantity	Base Number	Contract	AT	Region	England
% of FP17s for the same patient ID Re-attending within 3 months - Children	50	776	6.4%	12.0%	12.2%	11.6%
% of FP17s for the same patient ID Re-attending within 3 months - Adults	255	2,610	9.8%	16.0%	15.8%	15.5%
% of FP17s for the same patient ID Re-attending between 3 & 9 months - Children	421	776	54.3%	58.2%	60.3%	58.8%
% of FP17s for the same patient ID Re-attending between 3 & 9 months - Adults	1,595	2,610	61.1%	51.6%	53.5%	51.1%
% of FP17s for Band 1 Urgent Courses	59	3,108	1.9%	10.1%	9.1%	9.0%
% of FP17s Relating to Free Repair or Replacements	11	3,108	0.4%	0.8%	1.0%	0.8%
% of FP17s Relating to Continuations	40	3,108	1.3%	0.9%	1.0%	0.9%
% of Patients satisfied with the dentistry they have received	2	2	N/A	94.9%	93.6%	93.3%
% of Patients satisfied with the time they had to wait for an appointment	2	2	N/A	89.4%	89.8%	88.9%

* This is based on patients treated on this contract for their most recent course of treatment. Figures in italics indicate the base number of FP17s or Patient Questionnaire responses are less than 100. N/A is shown where the base number of responses is less than 10 during the period. % is calculated as Quantity/Base number*100

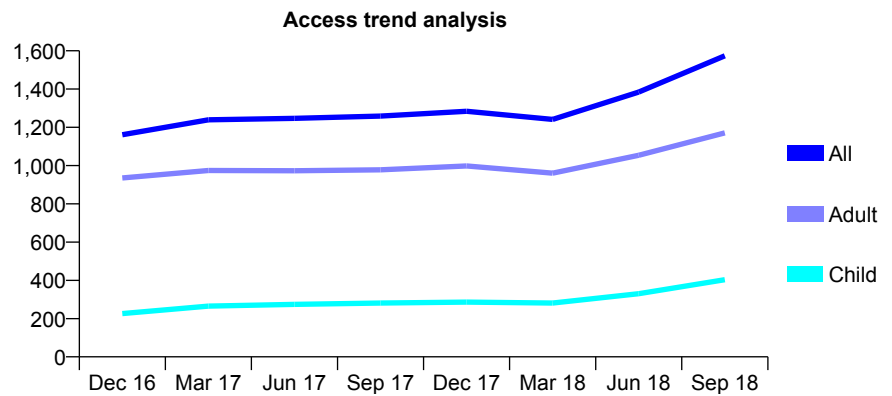
Q46 - Vital Signs At a Glance Contract Report for 124168/0001 - September 2018

Name or company name	Mr SG Ku
Contract type name	GDS Contract
Purpose of contract	General
Contract start date	01/02/2015
Contract end date	

18/19 Contracted general activity (UDA)	6,208
Carry forward general activity (UDA)	0
18/19 Contracted orthodontic activity (UOA)	0
Carry forward orthodontic activity (UOA)	0
Baseline contract value	£191,460.89

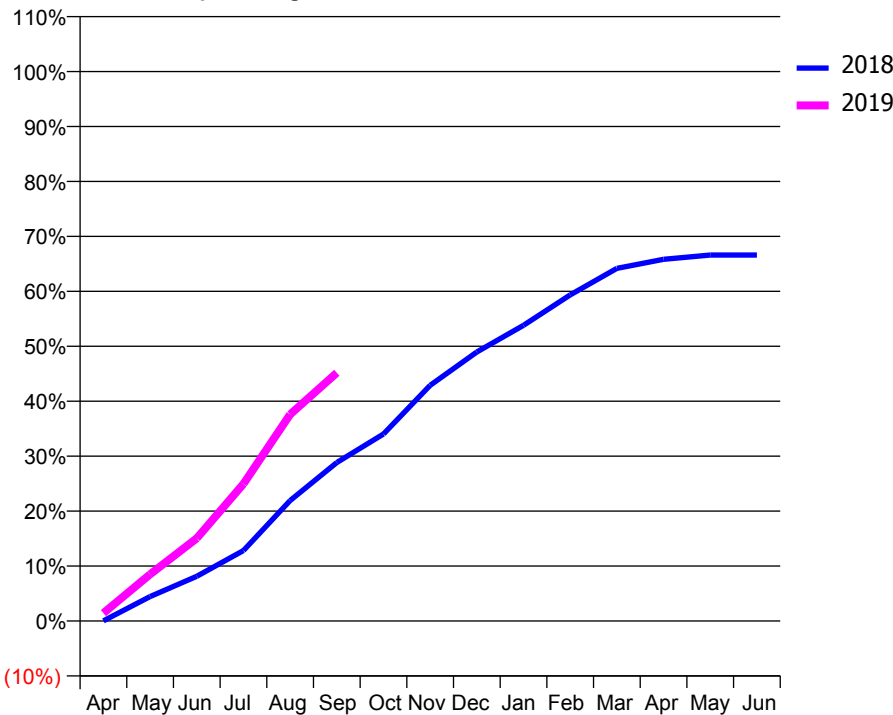
ACCESS*

Patients seen in 24 months	Total	Change since previous quarter
Quarter ending September 2017	1,259	
Quarter ending December 2017	1,284	→
Quarter ending March 2018	1,241	↓
Quarter ending June 2018	1,384	↑
Quarter ending September 2018	1,574	↑
Variance since September 2017	25.0%	↑



ACTIVITY

Cumulative percentage of contracted UDA delivered 2018 & 2019



Adjusted Scheduled Activity (UDA)		
Month	2018	2019
April	3	90
May	276	528
June	506	934
July	797	1,549
August	1,362	2,334
September	1,790	2,804
October	2,113	
November	2,663	
December	3,040	
January	3,341	
February	3,684	
March	3,984	
April	4,086	
May	4,135	
June	4,135	

QUALITY

	Quantity	Base Number	Contract	AT	Region	England
% of FP17s for the same patient ID Re-attending within 3 months - Children	15	316	4.7%	12.0%	12.2%	11.6%
% of FP17s for the same patient ID Re-attending within 3 months - Adults	51	787	6.5%	16.0%	15.8%	15.5%
% of FP17s for the same patient ID Re-attending between 3 & 9 months - Children	111	316	35.1%	58.2%	60.3%	58.8%
% of FP17s for the same patient ID Re-attending between 3 & 9 months - Adults	358	787	45.5%	51.6%	53.5%	51.1%
% of FP17s for Band 1 Urgent Courses	57	1,024	5.6%	10.1%	9.1%	9.0%
% of FP17s Relating to Free Repair or Replacements	2	1,024	0.2%	0.8%	1.0%	0.8%
% of FP17s Relating to Continuations	2	1,024	0.2%	0.9%	1.0%	0.9%
% of Patients satisfied with the dentistry they have received	0	0	N/A	94.9%	93.6%	93.3%
% of Patients satisfied with the time they had to wait for an appointment	0	0	N/A	89.4%	89.8%	88.9%

* This is based on patients treated on this contract for their most recent course of treatment. Figures in italics indicate the base number of FP17s or Patient Questionnaire responses are less than 100. N/A is shown where the base number of responses is less than 10 during the period. % is calculated as Quantity/Base number*100

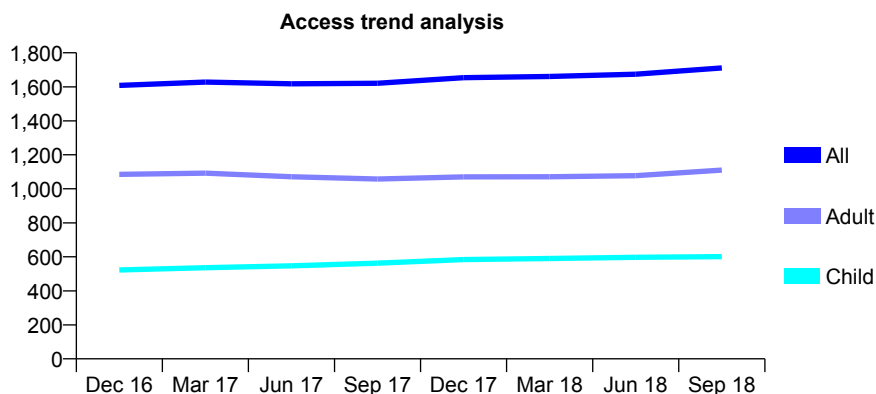
Q46 - Vital Signs At a Glance Contract Report for 124257/0001 - September 2018

Name or company name	East Road Care Ltd.
Contract type name	GDS Contract
Purpose of contract	General
Contract start date	07/02/2007
Contract end date	

18/19 Contracted general activity (UDA)	6,628
Carry forward general activity (UDA)	0
18/19 Contracted orthodontic activity (UOA)	0
Carry forward orthodontic activity (UOA)	0
Baseline contract value	£238,515.45

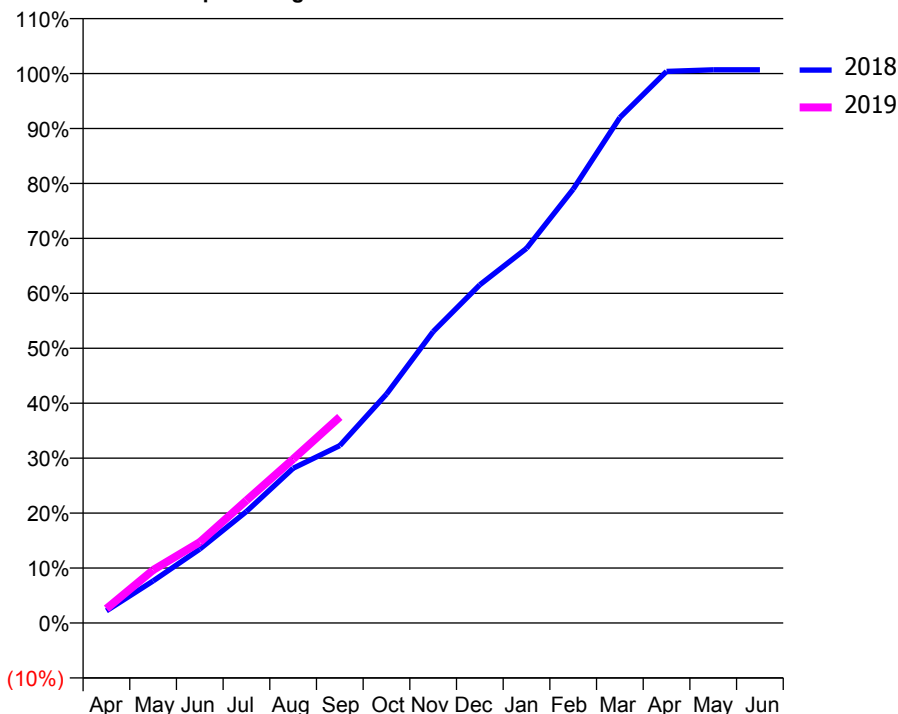
ACCESS*

Patients seen in 24 months	Total	Change since previous quarter
Quarter ending September 2017	1,621	
Quarter ending December 2017	1,654	↑
Quarter ending March 2018	1,661	→
Quarter ending June 2018	1,674	→
Quarter ending September 2018	1,711	↑
Variance since September 2017	5.6%	↑



ACTIVITY

Cumulative percentage of contracted UDA delivered 2018 & 2019



Month	Adjusted Scheduled Activity (UDA)	
	2018	2019
April	148	173
May	508	639
June	892	976
July	1,345	1,480
August	1,866	1,977
September	2,141	2,486
October	2,761	
November	3,515	
December	4,080	
January	4,518	
February	5,234	
March	6,097	
April	6,653	
May	6,672	
June	6,672	

QUALITY

	Quantity	Base Number	Contract	AT	Region	England
% of FP17s for the same patient ID Re-attending within 3 months - Children	8	341	2.3%	12.0%	12.2%	11.6%
% of FP17s for the same patient ID Re-attending within 3 months - Adults	67	611	11.0%	16.0%	15.8%	15.5%
% of FP17s for the same patient ID Re-attending between 3 & 9 months - Children	169	341	49.6%	58.2%	60.3%	58.8%
% of FP17s for the same patient ID Re-attending between 3 & 9 months - Adults	209	611	34.2%	51.6%	53.5%	51.1%
% of FP17s for Band 1 Urgent Courses	163	836	19.5%	10.1%	9.1%	9.0%
% of FP17s Relating to Free Repair or Replacements	1	836	0.1%	0.8%	1.0%	0.8%
% of FP17s Relating to Continuations	6	836	0.7%	0.9%	1.0%	0.9%
% of Patients satisfied with the dentistry they have received	0	0	N/A	94.9%	93.6%	93.3%
% of Patients satisfied with the time they had to wait for an appointment	0	0	N/A	89.4%	89.8%	88.9%

* This is based on patients treated on this contract for their most recent course of treatment. Figures in italics indicate the base number of FP17s or Patient Questionnaire responses are less than 100. N/A is shown where the base number of responses is less than 10 during the period. % is calculated as Quantity/Base number*100

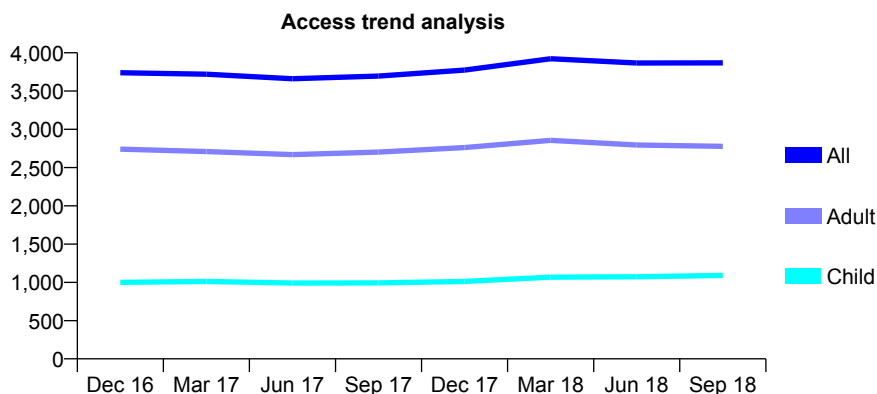
Q46 - Vital Signs At a Glance Contract Report for 124354/0001 - September 2018

Name or company name	Claremont Dental Practice
Contract type name	GDS Contract
Purpose of contract	General
Contract start date	01/06/2012
Contract end date	

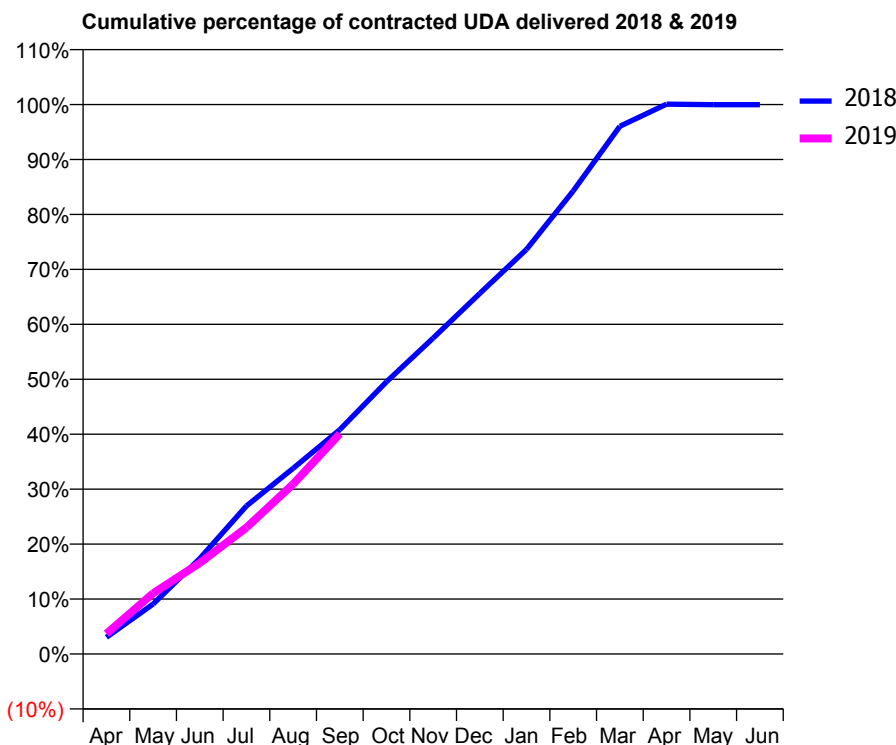
18/19 Contracted general activity (UDA)	12,521
Carry forward general activity (UDA)	0
18/19 Contracted orthodontic activity (UOA)	0
Carry forward orthodontic activity (UOA)	0
Baseline contract value	£329,707.09

ACCESS*

Patients seen in 24 months	Total	Change since previous quarter
Quarter ending September 2017	3,695	
Quarter ending December 2017	3,774	↑
Quarter ending March 2018	3,923	↑
Quarter ending June 2018	3,867	↓
Quarter ending September 2018	3,868	→
Variance since September 2017	4.7%	↑



ACTIVITY



Adjusted Scheduled Activity (UDA)		
Month	2018	2019
April	380	463
May	1,138	1,383
June	2,177	2,075
July	3,374	2,883
August	4,231	3,872
September	5,113	5,017
October	6,204	
November	7,199	
December	8,218	
January	9,220	
February	10,550	
March	12,024	
April	12,530	
May	12,517	
June	12,517	

QUALITY

	Quantity	Base Number	Contract	AT	Region	England
% of FP17s for the same patient ID Re-attending within 3 months - Children	111	855	13.0%	12.0%	12.2%	11.6%
% of FP17s for the same patient ID Re-attending within 3 months - Adults	505	2,114	23.9%	16.0%	15.8%	15.5%
% of FP17s for the same patient ID Re-attending between 3 & 9 months - Children	532	855	62.2%	58.2%	60.3%	58.8%
% of FP17s for the same patient ID Re-attending between 3 & 9 months - Adults	1,164	2,114	55.1%	51.6%	53.5%	51.1%
% of FP17s for Band 1 Urgent Courses	381	2,762	13.8%	10.1%	9.1%	9.0%
% of FP17s Relating to Free Repair or Replacements	33	2,762	1.2%	0.8%	1.0%	0.8%
% of FP17s Relating to Continuations	28	2,762	1.0%	0.9%	1.0%	0.9%
% of Patients satisfied with the dentistry they have received	3	3	N/A	94.9%	93.6%	93.3%
% of Patients satisfied with the time they had to wait for an appointment	3	3	N/A	89.4%	89.8%	88.9%

* This is based on patients treated on this contract for their most recent course of treatment. Figures in italics indicate the base number of FP17s or Patient Questionnaire responses are less than 100. N/A is shown where the base number of responses is less than 10 during the period. % is calculated as Quantity/Base number*100

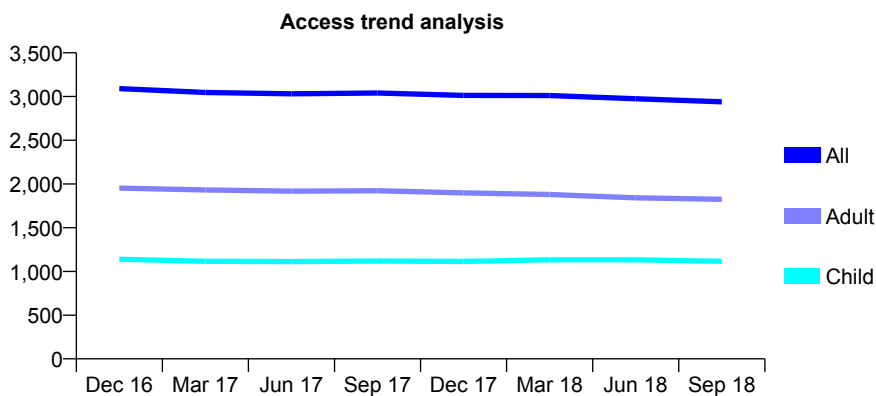
Q46 - Vital Signs At a Glance Contract Report for 125040/0001 - September 2018

Name or company name	Red Rose Dental Group
Contract type name	GDS Contract
Purpose of contract	General and Orthodontic
Contract start date	01/04/2013
Contract end date	

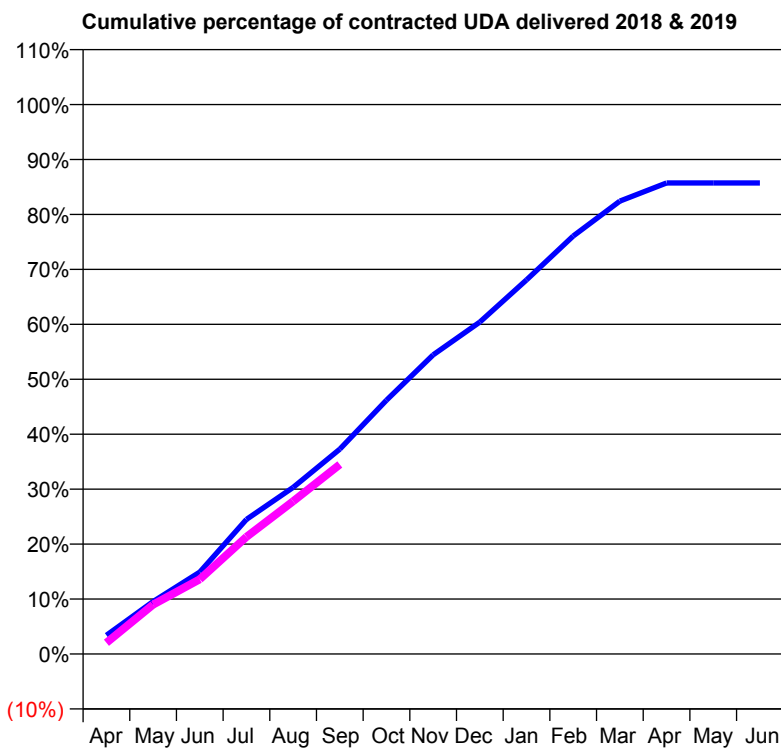
18/19 Contracted general activity (UDA)	6,575
Carry forward general activity (UDA)	0
18/19 Contracted orthodontic activity (UOA)	5,533
Carry forward orthodontic activity (UOA)	0
Baseline contract value	£565,931.06

ACCESS*

Patients seen in 24 months	Total	Change since previous quarter
Quarter ending September 2017	3,040	
Quarter ending December 2017	3,012	→
Quarter ending March 2018	3,011	→
Quarter ending June 2018	2,974	↓
Quarter ending September 2018	2,940	↓
Variance since September 2017	(3.3%)	↓



ACTIVITY



Adjusted Scheduled Activity (UDA)		
Month	2018	2019
April	224	136
May	627	590
June	981	894
July	1,611	1,402
August	1,994	1,827
September	2,451	2,268
October	3,036	
November	3,579	
December	3,972	
January	4,476	
February	5,002	
March	5,420	
April	5,637	
May	5,637	
June	5,637	

QUALITY

	Quantity	Base Number	Contract	AT	Region	England
% of FP17s for the same patient ID Re-attending within 3 months - Children	56	1,028	5.4%	12.0%	12.2%	11.6%
% of FP17s for the same patient ID Re-attending within 3 months - Adults	145	1,059	13.7%	16.0%	15.8%	15.5%
% of FP17s for the same patient ID Re-attending between 3 & 9 months - Children	408	1,028	39.7%	58.2%	60.3%	58.8%
% of FP17s for the same patient ID Re-attending between 3 & 9 months - Adults	478	1,059	45.1%	51.6%	53.5%	51.1%
% of FP17s for Band 1 Urgent Courses	95	1,293	7.3%	10.1%	9.1%	9.0%
% of FP17s Relating to Free Repair or Replacements	9	1,293	0.7%	0.8%	1.0%	0.8%
% of FP17s Relating to Continuations	8	1,293	0.6%	0.9%	1.0%	0.9%
% of Patients satisfied with the dentistry they have received	0	0	N/A	94.9%	93.6%	93.3%
% of Patients satisfied with the time they had to wait for an appointment	0	0	N/A	89.4%	89.8%	88.9%

* This is based on patients treated on this contract for their most recent course of treatment. Figures in italics indicate the base number of FP17s or Patient Questionnaire responses are less than 100. N/A is shown where the base number of responses is less than 10 during the period. % is calculated as Quantity/Base number*100

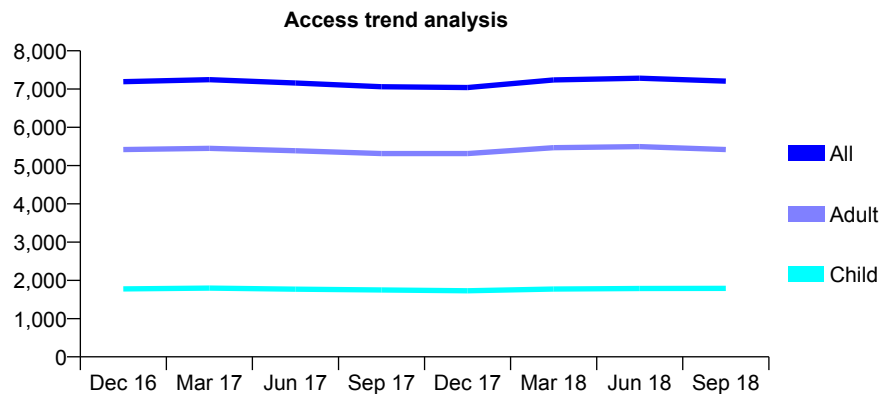
Q46 - Vital Signs At a Glance Contract Report for 126055/0001 - September 2018

Name or company name	Hamani Healthcare Ltd
Contract type name	GDS Contract
Purpose of contract	General
Contract start date	01/12/2011
Contract end date	

18/19 Contracted general activity (UDA)	23,392
Carry forward general activity (UDA)	0
18/19 Contracted orthodontic activity (UOA)	0
Carry forward orthodontic activity (UOA)	0
Baseline contract value	£579,762.52

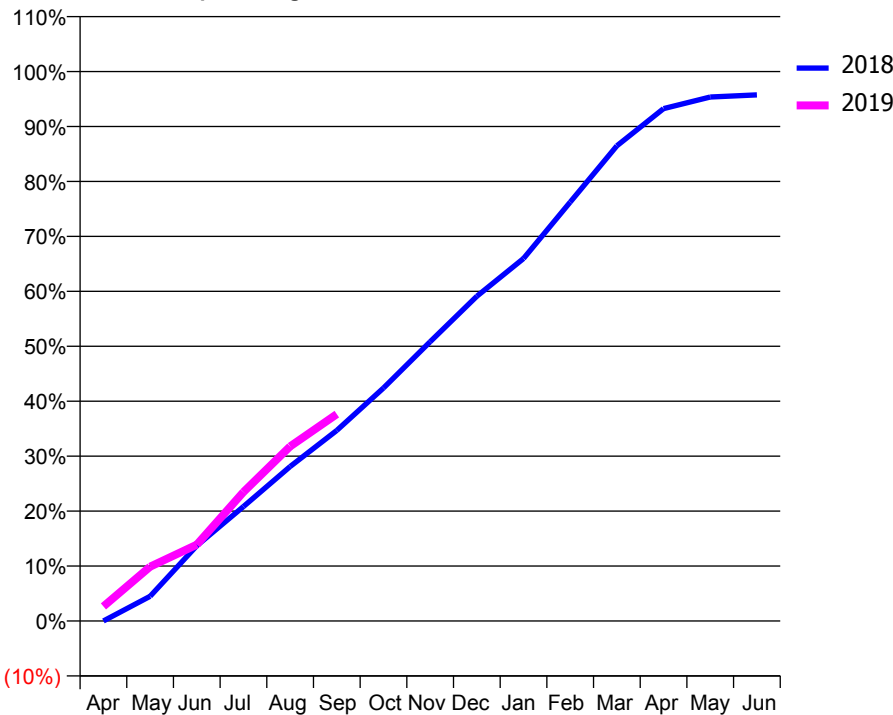
ACCESS*

Patients seen in 24 months	Total	Change since previous quarter
Quarter ending September 2017	7,062	
Quarter ending December 2017	7,041	→
Quarter ending March 2018	7,239	↑
Quarter ending June 2018	7,282	→
Quarter ending September 2018	7,208	↓
Variance since September 2017	2.1%	↑



ACTIVITY

Cumulative percentage of contracted UDA delivered 2018 & 2019



Month	Adjusted Scheduled Activity (UDA)	
	2018	2019
April	3	619
May	1,050	2,314
June	3,203	3,252
July	4,873	5,493
August	6,578	7,433
September	8,116	8,809
October	9,921	
November	11,890	
December	13,822	
January	15,429	
February	17,835	
March	20,228	
April	21,815	
May	22,304	
June	22,395	

QUALITY

	Quantity	Base Number	Contract	AT	Region	England
% of FP17s for the same patient ID Re-attending within 3 months - Children	112	1,421	7.9%	12.0%	12.2%	11.6%
% of FP17s for the same patient ID Re-attending within 3 months - Adults	510	3,934	13.0%	16.0%	15.8%	15.5%
% of FP17s for the same patient ID Re-attending between 3 & 9 months - Children	939	1,421	66.1%	58.2%	60.3%	58.8%
% of FP17s for the same patient ID Re-attending between 3 & 9 months - Adults	2,424	3,934	61.6%	51.6%	53.5%	51.1%
% of FP17s for Band 1 Urgent Courses	183	4,713	3.9%	10.1%	9.1%	9.0%
% of FP17s Relating to Free Repair or Replacements	71	4,713	1.5%	0.8%	1.0%	0.8%
% of FP17s Relating to Continuations	89	4,713	1.9%	0.9%	1.0%	0.9%
% of Patients satisfied with the dentistry they have received	3	3	N/A	94.9%	93.6%	93.3%
% of Patients satisfied with the time they had to wait for an appointment	3	3	N/A	89.4%	89.8%	88.9%

* This is based on patients treated on this contract for their most recent course of treatment. Figures in italics indicate the base number of FP17s or Patient Questionnaire responses are less than 100. N/A is shown where the base number of responses is less than 10 during the period. % is calculated as Quantity/Base number*100

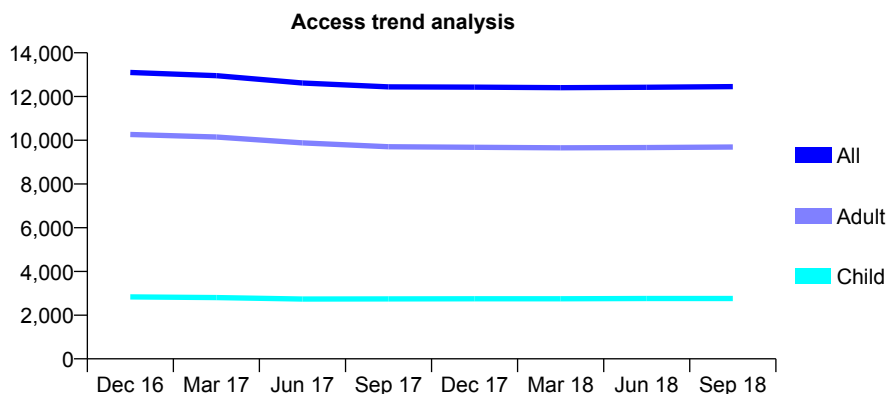
Q46 - Vital Signs At a Glance Contract Report for 126640/0001 - September 2018

Name or company name	Florence House Dental Practice Partnership
Contract type name	GDS Contract
Purpose of contract	General
Contract start date	01/11/2012
Contract end date	

18/19 Contracted general activity (UDA)	39,318
Carry forward general activity (UDA)	0
18/19 Contracted orthodontic activity (UOA)	0
Carry forward orthodontic activity (UOA)	0
Baseline contract value	£1,119,361.41

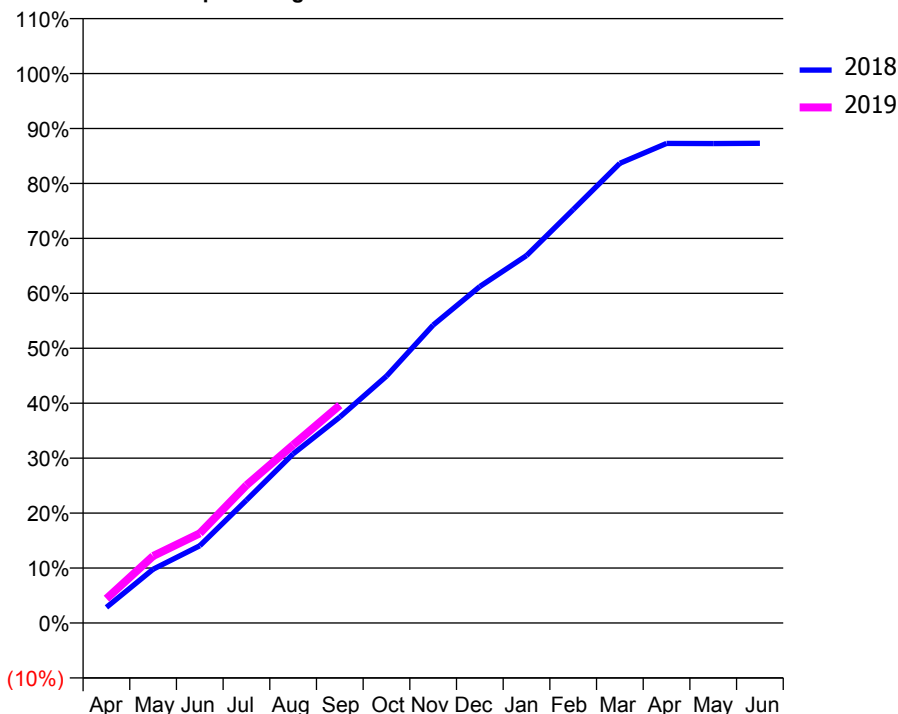
ACCESS*

Patients seen in 24 months	Total	Change since previous quarter
Quarter ending September 2017	12,443	
Quarter ending December 2017	12,427	→
Quarter ending March 2018	12,403	→
Quarter ending June 2018	12,423	→
Quarter ending September 2018	12,452	→
Variance since September 2017	0.1%	→



ACTIVITY

Cumulative percentage of contracted UDA delivered 2018 & 2019



Month	Adjusted Scheduled Activity (UDA)	
	2018	2019
April	1,124	1,739
May	3,854	4,795
June	5,527	6,420
July	8,788	9,857
August	12,100	12,742
September	14,737	15,588
October	17,664	
November	21,322	
December	24,079	
January	26,293	
February	29,582	
March	32,891	
April	34,313	
May	34,309	
June	34,322	

QUALITY

	Quantity	Base Number	Contract	AT	Region	England
% of FP17s for the same patient ID Re-attending within 3 months - Children	86	1,792	4.8%	12.0%	12.2%	11.6%
% of FP17s for the same patient ID Re-attending within 3 months - Adults	612	6,006	10.2%	16.0%	15.8%	15.5%
% of FP17s for the same patient ID Re-attending between 3 & 9 months - Children	980	1,792	54.7%	58.2%	60.3%	58.8%
% of FP17s for the same patient ID Re-attending between 3 & 9 months - Adults	3,048	6,006	50.7%	51.6%	53.5%	51.1%
% of FP17s for Band 1 Urgent Courses	536	7,226	7.4%	10.1%	9.1%	9.0%
% of FP17s Relating to Free Repair or Replacements	56	7,226	0.8%	0.8%	1.0%	0.8%
% of FP17s Relating to Continuations	57	7,226	0.8%	0.9%	1.0%	0.9%
% of Patients satisfied with the dentistry they have received	3	3	N/A	94.9%	93.6%	93.3%
% of Patients satisfied with the time they had to wait for an appointment	3	3	N/A	89.4%	89.8%	88.9%

* This is based on patients treated on this contract for their most recent course of treatment. Figures in italics indicate the base number of FP17s or Patient Questionnaire responses are less than 100. N/A is shown where the base number of responses is less than 10 during the period. % is calculated as Quantity/Base number*100

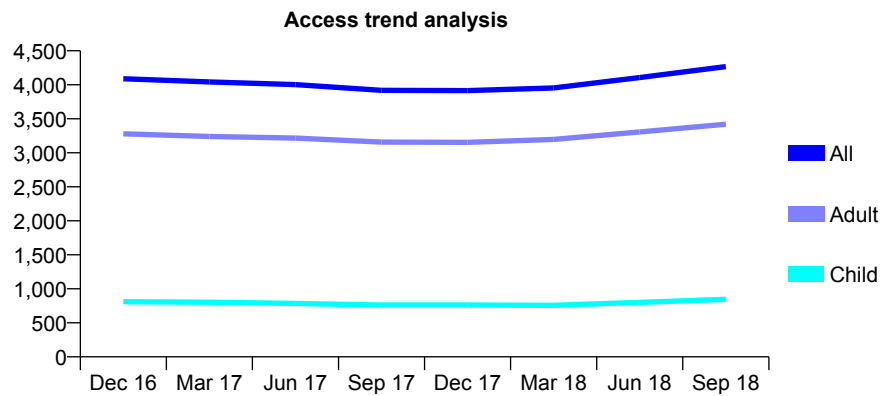
Q46 - Vital Signs At a Glance Contract Report for 127477/0001 - September 2018

Name or company name	Hollinwood Dental Practice
Contract type name	GDS Contract
Purpose of contract	General
Contract start date	01/04/2012
Contract end date	

18/19 Contracted general activity (UDA)	13,992
Carry forward general activity (UDA)	0
18/19 Contracted orthodontic activity (UOA)	0
Carry forward orthodontic activity (UOA)	0
Baseline contract value	£379,450.23

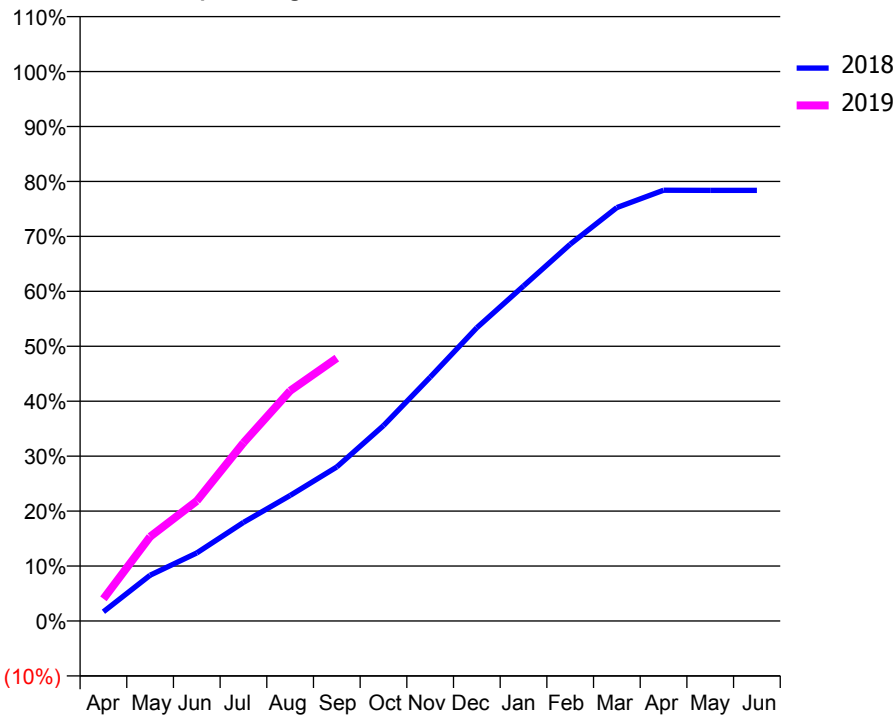
ACCESS*

Patients seen in 24 months	Total	Change since previous quarter
Quarter ending September 2017	3,918	
Quarter ending December 2017	3,915	→
Quarter ending March 2018	3,954	→
Quarter ending June 2018	4,107	↑
Quarter ending September 2018	4,268	↑
Variance since September 2017	8.9%	↑



ACTIVITY

Cumulative percentage of contracted UDA delivered 2018 & 2019



Month	Adjusted Scheduled Activity (UDA)	
	2018	2019
April	235	564
May	1,167	2,147
June	1,735	3,058
July	2,511	4,537
August	3,195	5,862
September	3,923	6,696
October	4,976	
November	6,210	
December	7,470	
January	8,533	
February	9,593	
March	10,527	
April	10,969	
May	10,965	
June	10,965	

QUALITY

	Quantity	Base Number	Contract	AT	Region	England
% of FP17s for the same patient ID Re-attending within 3 months - Children	40	694	5.8%	12.0%	12.2%	11.6%
% of FP17s for the same patient ID Re-attending within 3 months - Adults	269	2,483	10.8%	16.0%	15.8%	15.5%
% of FP17s for the same patient ID Re-attending between 3 & 9 months - Children	397	694	57.2%	58.2%	60.3%	58.8%
% of FP17s for the same patient ID Re-attending between 3 & 9 months - Adults	1,324	2,483	53.3%	51.6%	53.5%	51.1%
% of FP17s for Band 1 Urgent Courses	153	3,024	5.1%	10.1%	9.1%	9.0%
% of FP17s Relating to Free Repair or Replacements	15	3,024	0.5%	0.8%	1.0%	0.8%
% of FP17s Relating to Continuations	46	3,024	1.5%	0.9%	1.0%	0.9%
% of Patients satisfied with the dentistry they have received	2	2	N/A	94.9%	93.6%	93.3%
% of Patients satisfied with the time they had to wait for an appointment	2	2	N/A	89.4%	89.8%	88.9%

* This is based on patients treated on this contract for their most recent course of treatment. Figures in italics indicate the base number of FP17s or Patient Questionnaire responses are less than 100. N/A is shown where the base number of responses is less than 10 during the period. % is calculated as Quantity/Base number*100

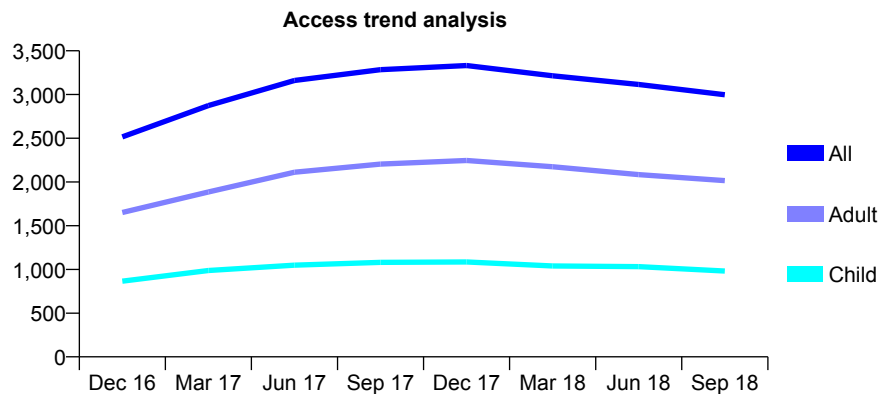
Q46 - Vital Signs At a Glance Contract Report for 127949/0001 - September 2018

Name or company name	Mrs S Singh & Mr D Singh
Contract type name	GDS Contract
Purpose of contract	General
Contract start date	18/01/2016
Contract end date	

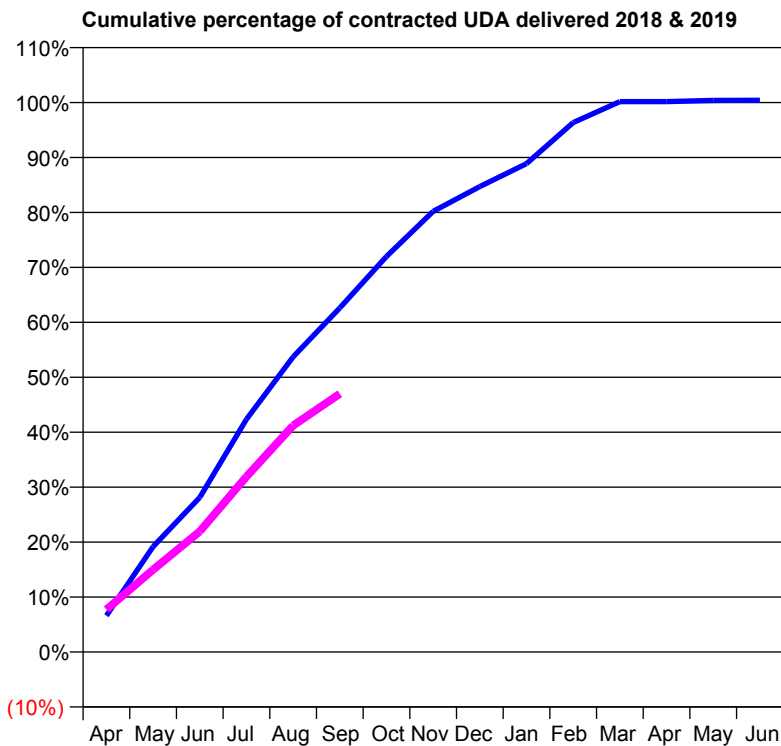
18/19 Contracted general activity (UDA)	10,570
Carry forward general activity (UDA)	0
18/19 Contracted orthodontic activity (UOA)	0
Carry forward orthodontic activity (UOA)	0
Baseline contract value	£368,210.05

ACCESS*

Patients seen in 24 months	Total	Change since previous quarter
Quarter ending September 2017	3,284	
Quarter ending December 2017	3,331	→
Quarter ending March 2018	3,214	↓
Quarter ending June 2018	3,115	↓
Quarter ending September 2018	2,997	↓
Variance since September 2017	(8.7%)	↓



ACTIVITY



Month	Adjusted Scheduled Activity (UDA)	
	2018	2019
April	700	818
May	2,027	1,583
June	2,975	2,319
July	4,477	3,373
August	5,678	4,356
September	6,619	4,968
October	7,608	
November	8,476	
December	8,953	
January	9,393	
February	10,185	
March	10,587	
April	10,587	
May	10,611	
June	10,612	

QUALITY

	Quantity	Base Number	Contract	AT	Region	England
% of FP17s for the same patient ID Re-attending within 3 months - Children	59	688	8.6%	12.0%	12.2%	11.6%
% of FP17s for the same patient ID Re-attending within 3 months - Adults	227	1,328	17.1%	16.0%	15.8%	15.5%
% of FP17s for the same patient ID Re-attending between 3 & 9 months - Children	366	688	53.2%	58.2%	60.3%	58.8%
% of FP17s for the same patient ID Re-attending between 3 & 9 months - Adults	608	1,328	45.8%	51.6%	53.5%	51.1%
% of FP17s for Band 1 Urgent Courses	264	2,001	13.2%	10.1%	9.1%	9.0%
% of FP17s Relating to Free Repair or Replacements	9	2,001	0.4%	0.8%	1.0%	0.8%
% of FP17s Relating to Continuations	18	2,001	0.9%	0.9%	1.0%	0.9%
% of Patients satisfied with the dentistry they have received	1	1	N/A	94.9%	93.6%	93.3%
% of Patients satisfied with the time they had to wait for an appointment	1	1	N/A	89.4%	89.8%	88.9%

* This is based on patients treated on this contract for their most recent course of treatment. Figures in italics indicate the base number of FP17s or Patient Questionnaire responses are less than 100. N/A is shown where the base number of responses is less than 10 during the period. % is calculated as Quantity/Base number*100

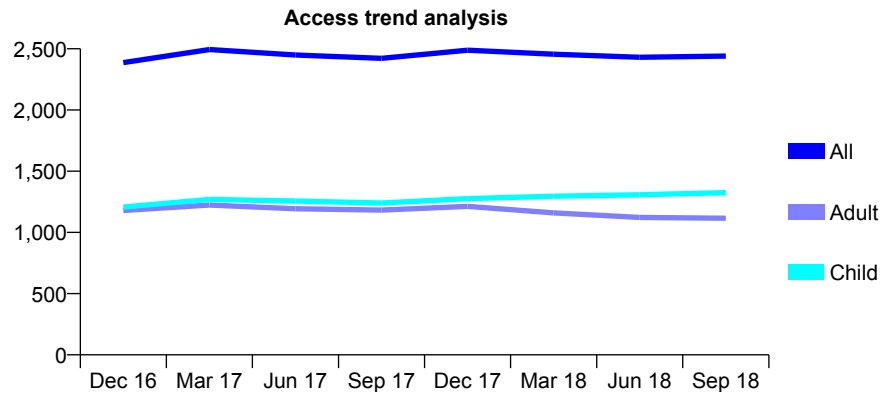
Q46 - Vital Signs At a Glance Contract Report for 128007/0001 - September 2018

Name or company name	Ashton Road Limited Company
Contract type name	GDS Contract
Purpose of contract	General
Contract start date	06/04/2007
Contract end date	

18/19 Contracted general activity (UDA)	8,609
Carry forward general activity (UDA)	0
18/19 Contracted orthodontic activity (UOA)	0
Carry forward orthodontic activity (UOA)	0
Baseline contract value	£233,458.15

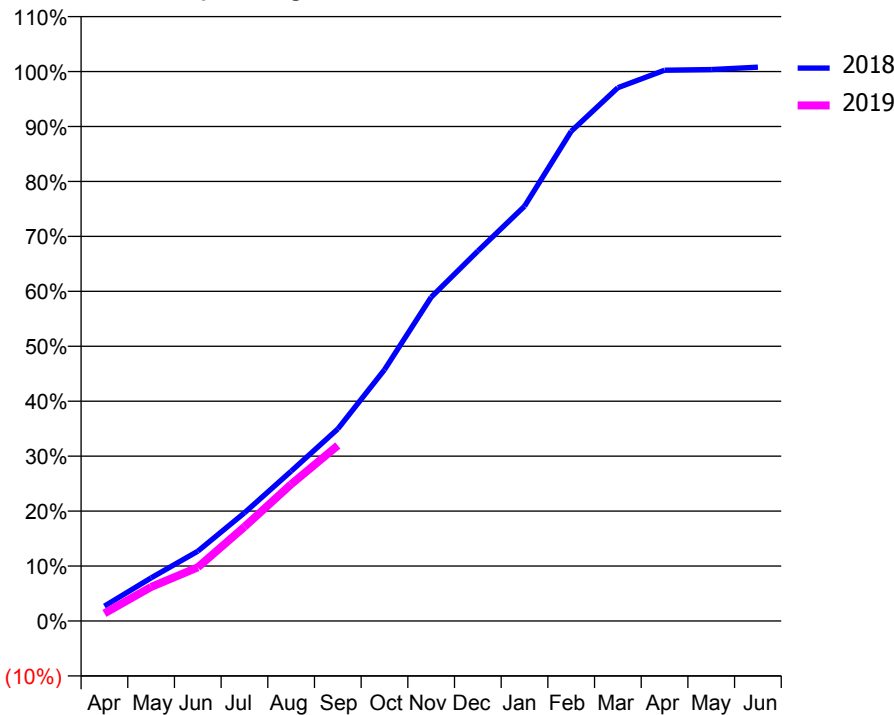
ACCESS*

Patients seen in 24 months	Total	Change since previous quarter
Quarter ending September 2017	2,422	
Quarter ending December 2017	2,489	↑
Quarter ending March 2018	2,456	↓
Quarter ending June 2018	2,431	↓
Quarter ending September 2018	2,441	→
Variance since September 2017	0.8%	→



ACTIVITY

Cumulative percentage of contracted UDA delivered 2018 & 2019



Month	Adjusted Scheduled Activity (UDA)	
	2018	2019
April	233	121
May	677	534
June	1,094	841
July	1,695	1,475
August	2,347	2,142
September	3,010	2,750
October	3,937	
November	5,074	
December	5,796	
January	6,499	
February	7,673	
March	8,356	
April	8,629	
May	8,641	
June	8,677	

QUALITY

	Quantity	Base Number	Contract	AT	Region	England
% of FP17s for the same patient ID Re-attending within 3 months - Children	22	658	3.3%	12.0%	12.2%	11.6%
% of FP17s for the same patient ID Re-attending within 3 months - Adults	47	488	9.6%	16.0%	15.8%	15.5%
% of FP17s for the same patient ID Re-attending between 3 & 9 months - Children	302	658	45.9%	58.2%	60.3%	58.8%
% of FP17s for the same patient ID Re-attending between 3 & 9 months - Adults	245	488	50.2%	51.6%	53.5%	51.1%
% of FP17s for Band 1 Urgent Courses	33	1,046	3.2%	10.1%	9.1%	9.0%
% of FP17s Relating to Free Repair or Replacements	2	1,046	0.2%	0.8%	1.0%	0.8%
% of FP17s Relating to Continuations	6	1,046	0.6%	0.9%	1.0%	0.9%
% of Patients satisfied with the dentistry they have received	2	2	N/A	94.9%	93.6%	93.3%
% of Patients satisfied with the time they had to wait for an appointment	2	2	N/A	89.4%	89.8%	88.9%

* This is based on patients treated on this contract for their most recent course of treatment. Figures in italics indicate the base number of FP17s or Patient Questionnaire responses are less than 100. N/A is shown where the base number of responses is less than 10 during the period. % is calculated as Quantity/Base number*100

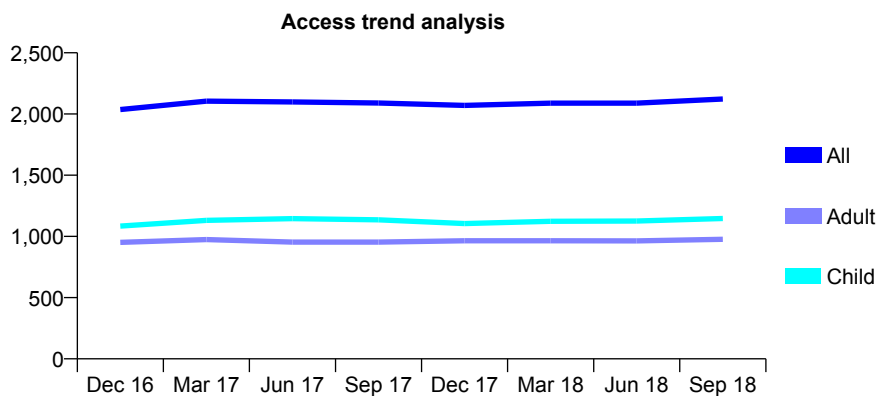
Q46 - Vital Signs At a Glance Contract Report for 128236/0001 - September 2018

Name or company name	Maple Road Dental Practice
Contract type name	GDS Contract
Purpose of contract	General
Contract start date	01/07/2009
Contract end date	

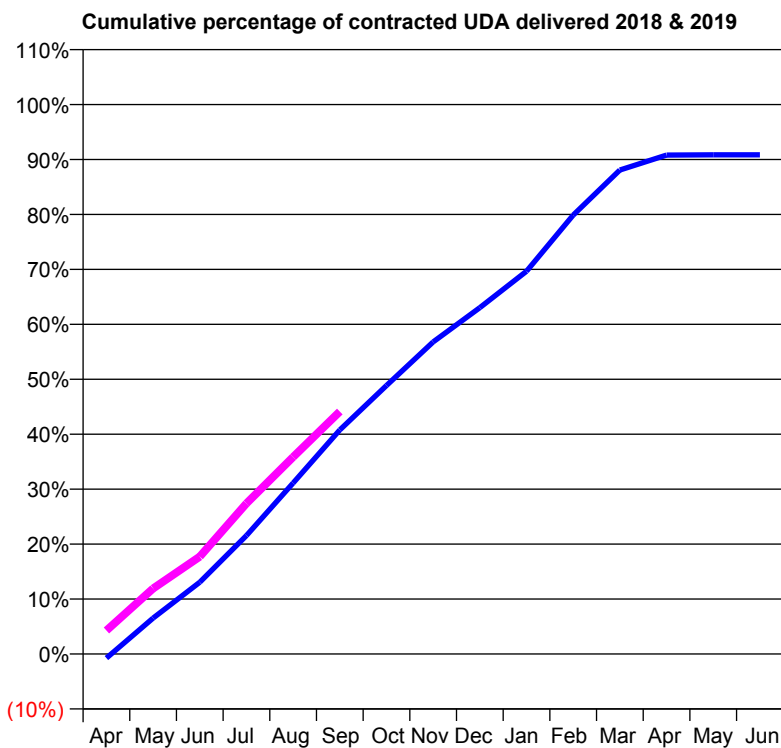
18/19 Contracted general activity (UDA)	5,704
Carry forward general activity (UDA)	0
18/19 Contracted orthodontic activity (UOA)	0
Carry forward orthodontic activity (UOA)	0
Baseline contract value	£151,076.77

ACCESS*

Patients seen in 24 months	Total	Change since previous quarter
Quarter ending September 2017	2,090	
Quarter ending December 2017	2,070	→
Quarter ending March 2018	2,089	→
Quarter ending June 2018	2,089	→
Quarter ending September 2018	2,123	→
Variance since September 2017	1.6%	→



ACTIVITY



Month	Adjusted Scheduled Activity (UDA)	
	2018	2019
April	-44	245
May	373	681
June	745	1,011
July	1,229	1,564
August	1,775	2,046
September	2,326	2,518
October	2,787	
November	3,240	
December	3,596	
January	3,974	
February	4,556	
March	5,024	
April	5,180	
May	5,182	
June	5,182	

QUALITY

	Quantity	Base Number	Contract	AT	Region	England
% of FP17s for the same patient ID Re-attending within 3 months - Children	105	1,064	9.9%	12.0%	12.2%	11.6%
% of FP17s for the same patient ID Re-attending within 3 months - Adults	112	683	16.4%	16.0%	15.8%	15.5%
% of FP17s for the same patient ID Re-attending between 3 & 9 months - Children	738	1,064	69.4%	58.2%	60.3%	58.8%
% of FP17s for the same patient ID Re-attending between 3 & 9 months - Adults	345	683	50.5%	51.6%	53.5%	51.1%
% of FP17s for Band 1 Urgent Courses	163	1,637	10.0%	10.1%	9.1%	9.0%
% of FP17s Relating to Free Repair or Replacements	4	1,637	0.2%	0.8%	1.0%	0.8%
% of FP17s Relating to Continuations	2	1,637	0.1%	0.9%	1.0%	0.9%
% of Patients satisfied with the dentistry they have received	1	2	N/A	94.9%	93.6%	93.3%
% of Patients satisfied with the time they had to wait for an appointment	2	2	N/A	89.4%	89.8%	88.9%

* This is based on patients treated on this contract for their most recent course of treatment. Figures in italics indicate the base number of FP17s or Patient Questionnaire responses are less than 100. N/A is shown where the base number of responses is less than 10 during the period. % is calculated as Quantity/Base number*100

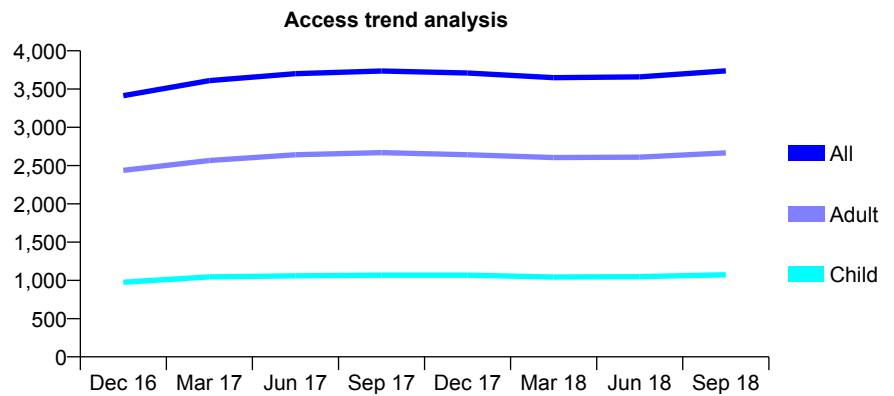
Q46 - Vital Signs At a Glance Contract Report for 129364/0001 - September 2018

Name or company name	DHS Dental Practices Ltd
Contract type name	GDS Contract
Purpose of contract	General
Contract start date	25/01/2010
Contract end date	

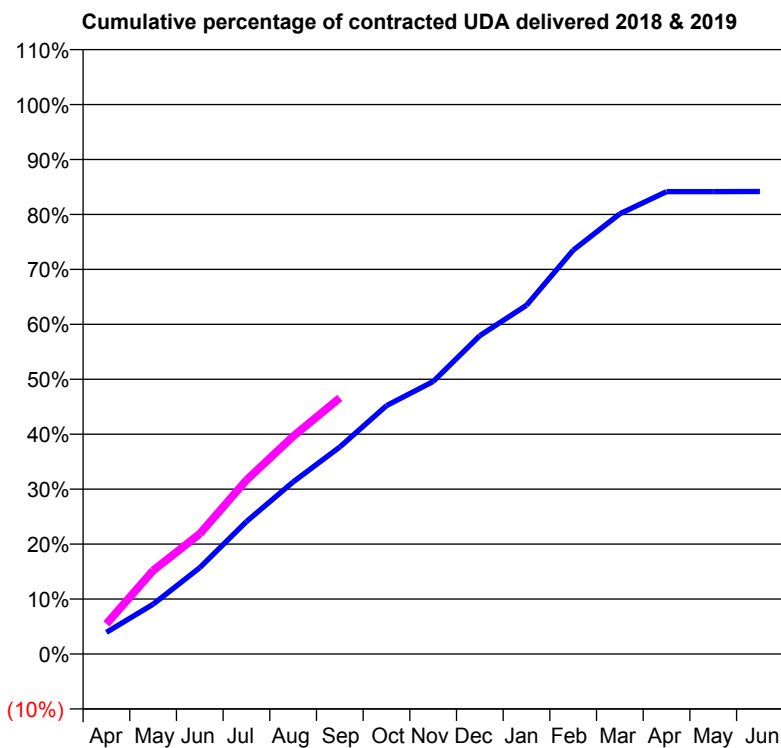
18/19 Contracted general activity (UDA)	13,044
Carry forward general activity (UDA)	0
18/19 Contracted orthodontic activity (UOA)	0
Carry forward orthodontic activity (UOA)	0
Baseline contract value	£326,098.41

ACCESS*

Patients seen in 24 months	Total	Change since previous quarter
Quarter ending September 2017	3,736	
Quarter ending December 2017	3,709	→
Quarter ending March 2018	3,648	↓
Quarter ending June 2018	3,659	→
Quarter ending September 2018	3,737	↑
Variance since September 2017	0.0%	→



ACTIVITY



Month	Adjusted Scheduled Activity (UDA)	
	2018	2019
April	513	718
May	1,181	1,982
June	2,050	2,853
July	3,144	4,130
August	4,085	5,167
September	4,916	6,080
October	5,894	
November	6,468	
December	7,559	
January	8,280	
February	9,586	
March	10,452	
April	10,977	
May	10,977	
June	10,979	

QUALITY

	Quantity	Base Number	Contract	AT	Region	England
% of FP17s for the same patient ID Re-attending within 3 months - Children	33	802	4.1%	12.0%	12.2%	11.6%
% of FP17s for the same patient ID Re-attending within 3 months - Adults	152	1,801	8.4%	16.0%	15.8%	15.5%
% of FP17s for the same patient ID Re-attending between 3 & 9 months - Children	495	802	61.7%	58.2%	60.3%	58.8%
% of FP17s for the same patient ID Re-attending between 3 & 9 months - Adults	1,037	1,801	57.6%	51.6%	53.5%	51.1%
% of FP17s for Band 1 Urgent Courses	129	2,382	5.4%	10.1%	9.1%	9.0%
% of FP17s Relating to Free Repair or Replacements	25	2,382	1.0%	0.8%	1.0%	0.8%
% of FP17s Relating to Continuations	9	2,382	0.4%	0.9%	1.0%	0.9%
% of Patients satisfied with the dentistry they have received	1	1	N/A	94.9%	93.6%	93.3%
% of Patients satisfied with the time they had to wait for an appointment	1	1	N/A	89.4%	89.8%	88.9%

* This is based on patients treated on this contract for their most recent course of treatment. Figures in italics indicate the base number of FP17s or Patient Questionnaire responses are less than 100. N/A is shown where the base number of responses is less than 10 during the period. % is calculated as Quantity/Base number*100

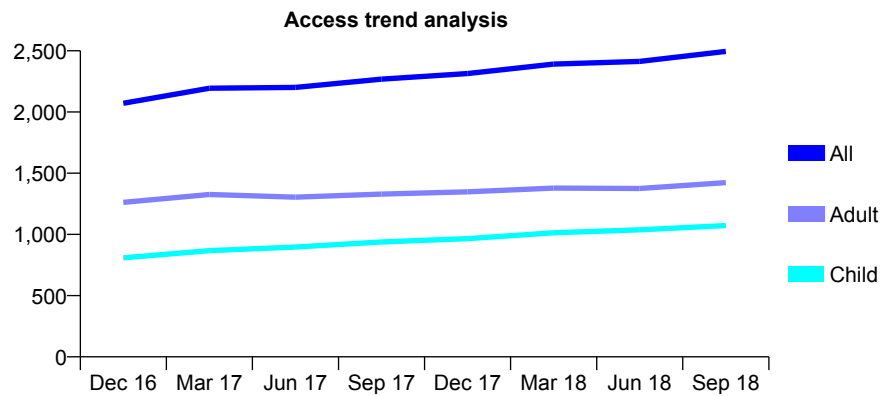
Q46 - Vital Signs At a Glance Contract Report for 129364/0002 - September 2018

Name or company name	DHS Dental Practices Ltd
Contract type name	GDS Contract
Purpose of contract	General
Contract start date	16/08/2010
Contract end date	

18/19 Contracted general activity (UDA)	6,957
Carry forward general activity (UDA)	0
18/19 Contracted orthodontic activity (UOA)	0
Carry forward orthodontic activity (UOA)	0
Baseline contract value	£173,554.69

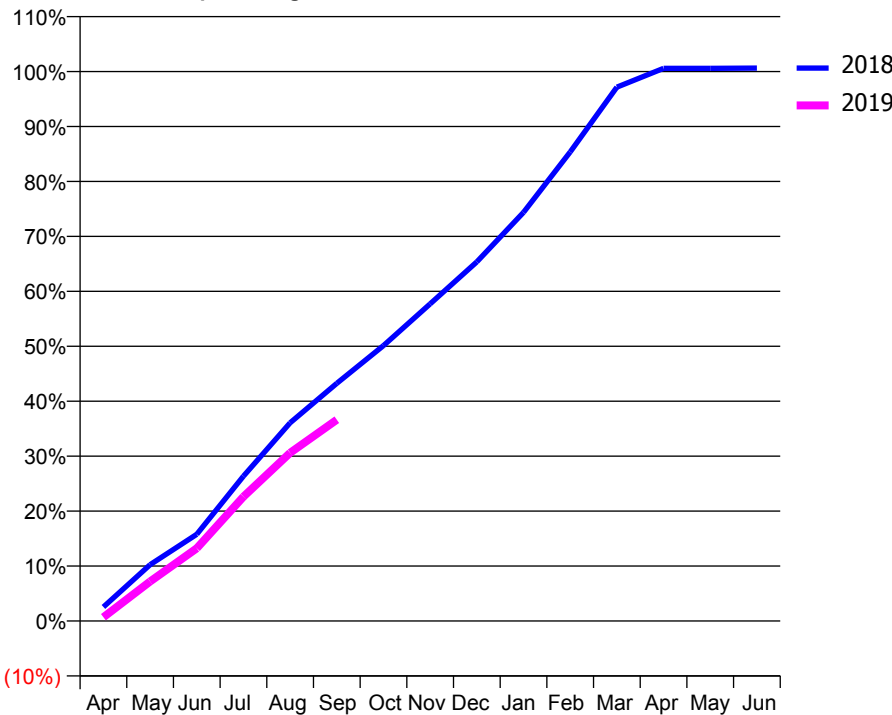
ACCESS*

Patients seen in 24 months	Total	Change since previous quarter
Quarter ending September 2017	2,268	
Quarter ending December 2017	2,314	↑
Quarter ending March 2018	2,392	↑
Quarter ending June 2018	2,413	→
Quarter ending September 2018	2,495	↑
Variance since September 2017	10.0%	↑



ACTIVITY

Cumulative percentage of contracted UDA delivered 2018 & 2019



Month	Adjusted Scheduled Activity (UDA)	
	2018	2019
April	178	48
May	713	500
June	1,099	920
July	1,834	1,575
August	2,510	2,130
September	3,010	2,549
October	3,487	
November	4,015	
December	4,548	
January	5,174	
February	5,938	
March	6,759	
April	6,997	
May	6,998	
June	7,000	

QUALITY

	Quantity	Base Number	Contract	AT	Region	England
% of FP17s for the same patient ID Re-attending within 3 months - Children	38	699	5.4%	12.0%	12.2%	11.6%
% of FP17s for the same patient ID Re-attending within 3 months - Adults	65	814	8.0%	16.0%	15.8%	15.5%
% of FP17s for the same patient ID Re-attending between 3 & 9 months - Children	437	699	62.5%	58.2%	60.3%	58.8%
% of FP17s for the same patient ID Re-attending between 3 & 9 months - Adults	476	814	58.5%	51.6%	53.5%	51.1%
% of FP17s for Band 1 Urgent Courses	103	1,415	7.3%	10.1%	9.1%	9.0%
% of FP17s Relating to Free Repair or Replacements	3	1,415	0.2%	0.8%	1.0%	0.8%
% of FP17s Relating to Continuations	0	1,415	0.0%	0.9%	1.0%	0.9%
% of Patients satisfied with the dentistry they have received	0	0	N/A	94.9%	93.6%	93.3%
% of Patients satisfied with the time they had to wait for an appointment	0	0	N/A	89.4%	89.8%	88.9%

* This is based on patients treated on this contract for their most recent course of treatment. Figures in italics indicate the base number of FP17s or Patient Questionnaire responses are less than 100. N/A is shown where the base number of responses is less than 10 during the period. % is calculated as Quantity/Base number*100

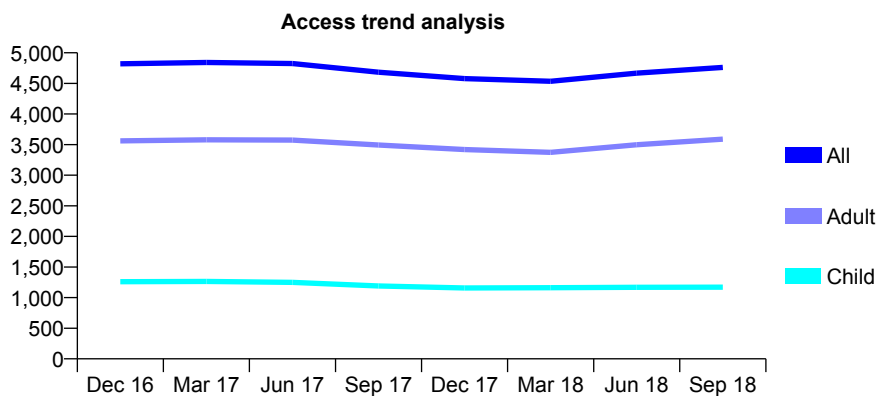
Q46 - Vital Signs At a Glance Contract Report for 129739/0001 - September 2018

Name or company name	Offerton Fold Dental Practice Ltd
Contract type name	GDS Contract
Purpose of contract	General
Contract start date	01/04/2008
Contract end date	

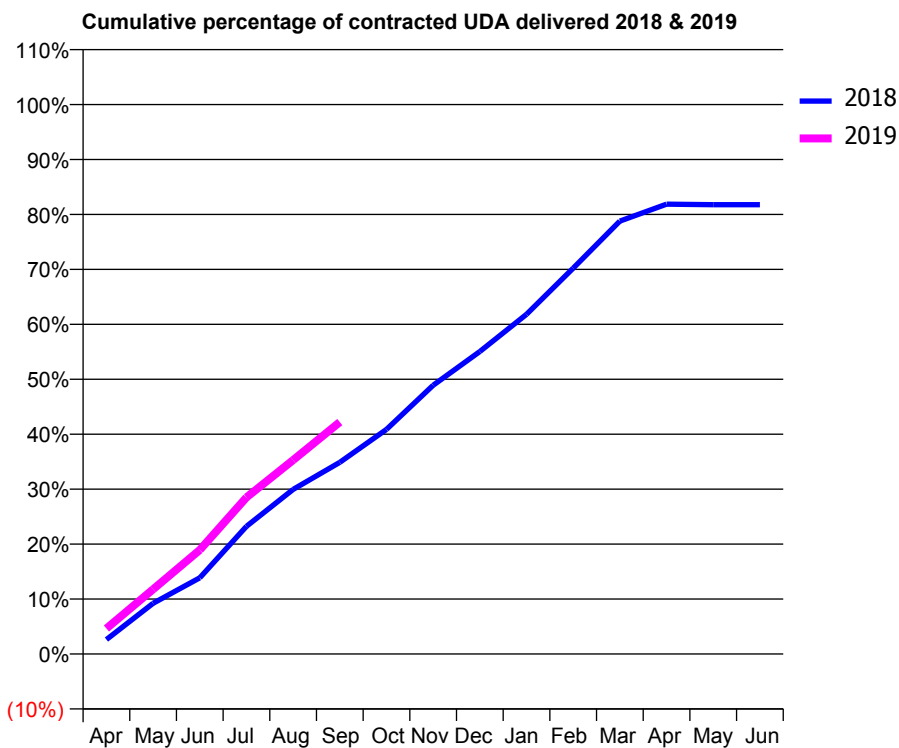
18/19 Contracted general activity (UDA)	14,812
Carry forward general activity (UDA)	0
18/19 Contracted orthodontic activity (UOA)	0
Carry forward orthodontic activity (UOA)	0
Baseline contract value	£508,809.55

ACCESS*

Patients seen in 24 months	Total	Change since previous quarter
Quarter ending September 2017	4,684	
Quarter ending December 2017	4,578	↓
Quarter ending March 2018	4,535	→
Quarter ending June 2018	4,667	↑
Quarter ending September 2018	4,761	↑
Variance since September 2017	1.6%	→



ACTIVITY



Month	Adjusted Scheduled Activity (UDA)	
	2018	2019
April	389	688
May	1,366	1,743
June	2,053	2,807
July	3,441	4,222
August	4,436	5,229
September	5,169	6,251
October	6,056	
November	7,244	
December	8,153	
January	9,156	
February	10,401	
March	11,671	
April	12,124	
May	12,111	
June	12,110	

QUALITY

	Quantity	Base Number	Contract	AT	Region	England
% of FP17s for the same patient ID Re-attending within 3 months - Children	56	959	5.8%	12.0%	12.2%	11.6%
% of FP17s for the same patient ID Re-attending within 3 months - Adults	234	2,629	8.9%	16.0%	15.8%	15.5%
% of FP17s for the same patient ID Re-attending between 3 & 9 months - Children	604	959	63.0%	58.2%	60.3%	58.8%
% of FP17s for the same patient ID Re-attending between 3 & 9 months - Adults	1,385	2,629	52.7%	51.6%	53.5%	51.1%
% of FP17s for Band 1 Urgent Courses	215	3,346	6.4%	10.1%	9.1%	9.0%
% of FP17s Relating to Free Repair or Replacements	35	3,346	1.0%	0.8%	1.0%	0.8%
% of FP17s Relating to Continuations	13	3,346	0.4%	0.9%	1.0%	0.9%
% of Patients satisfied with the dentistry they have received	1	1	N/A	94.9%	93.6%	93.3%
% of Patients satisfied with the time they had to wait for an appointment	1	1	N/A	89.4%	89.8%	88.9%

* This is based on patients treated on this contract for their most recent course of treatment. Figures in italics indicate the base number of FP17s or Patient Questionnaire responses are less than 100. N/A is shown where the base number of responses is less than 10 during the period. % is calculated as Quantity/Base number*100

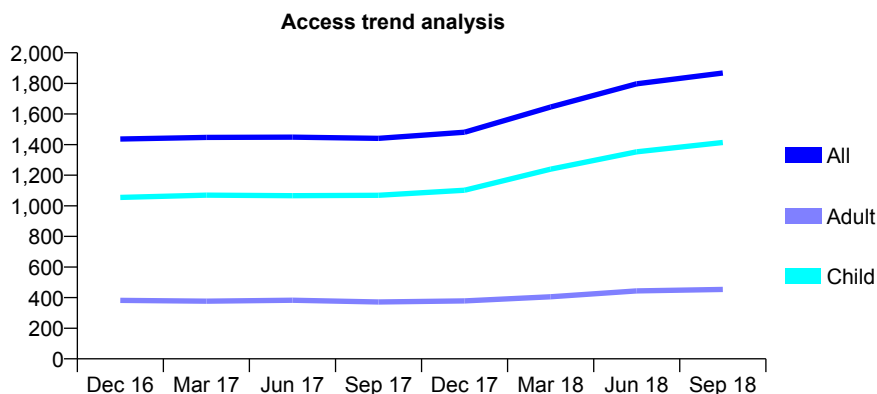
Q46 - Vital Signs At a Glance Contract Report for 130001/0001 - September 2018

Name or company name	530 Dental Care
Contract type name	GDS Contract
Purpose of contract	General
Contract start date	01/06/2010
Contract end date	

18/19 Contracted general activity (UDA)	4,012
Carry forward general activity (UDA)	0
18/19 Contracted orthodontic activity (UOA)	0
Carry forward orthodontic activity (UOA)	0
Baseline contract value	£91,674.19

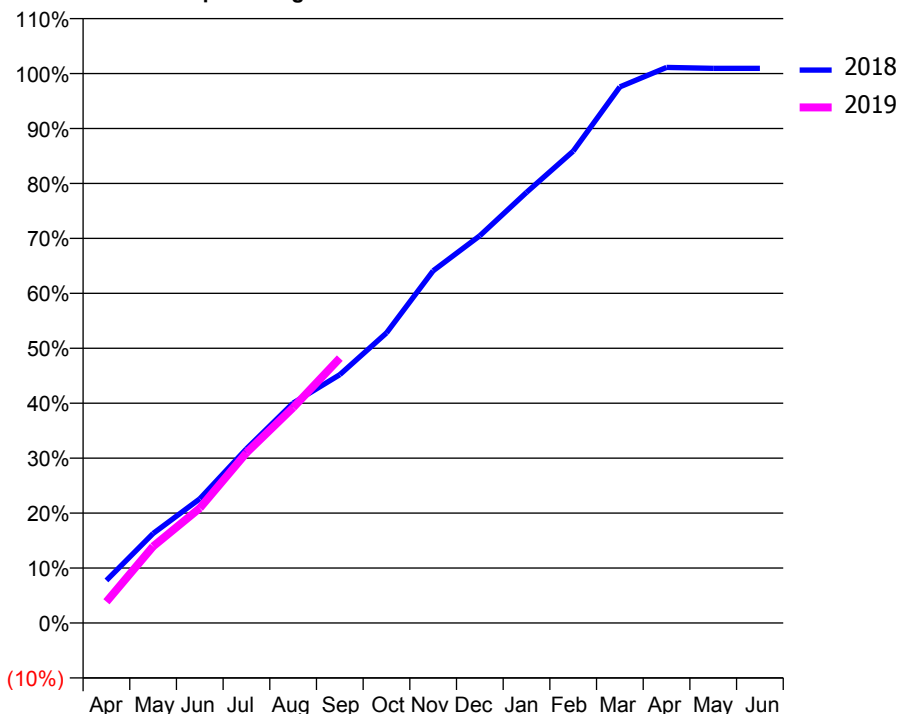
ACCESS*

Patients seen in 24 months	Total	Change since previous quarter
Quarter ending September 2017	1,441	
Quarter ending December 2017	1,481	↑
Quarter ending March 2018	1,646	↑
Quarter ending June 2018	1,797	↑
Quarter ending September 2018	1,868	↑
Variance since September 2017	29.6%	↑



ACTIVITY

Cumulative percentage of contracted UDA delivered 2018 & 2019



Month	Adjusted Scheduled Activity (UDA)	
	2018	2019
April	311	155
May	653	560
June	907	839
July	1,272	1,243
August	1,606	1,573
September	1,813	1,934
October	2,118	
November	2,572	
December	2,828	
January	3,144	
February	3,445	
March	3,915	
April	4,056	
May	4,049	
June	4,049	

QUALITY

	Quantity	Base Number	Contract	AT	Region	England
% of FP17s for the same patient ID Re-attending within 3 months - Children	91	991	9.2%	12.0%	12.2%	11.6%
% of FP17s for the same patient ID Re-attending within 3 months - Adults	29	232	12.5%	16.0%	15.8%	15.5%
% of FP17s for the same patient ID Re-attending between 3 & 9 months - Children	488	991	49.2%	58.2%	60.3%	58.8%
% of FP17s for the same patient ID Re-attending between 3 & 9 months - Adults	101	232	43.5%	51.6%	53.5%	51.1%
% of FP17s for Band 1 Urgent Courses	13	1,134	1.1%	10.1%	9.1%	9.0%
% of FP17s Relating to Free Repair or Replacements	1	1,134	0.1%	0.8%	1.0%	0.8%
% of FP17s Relating to Continuations	24	1,134	2.1%	0.9%	1.0%	0.9%
% of Patients satisfied with the dentistry they have received	0	0	N/A	94.9%	93.6%	93.3%
% of Patients satisfied with the time they had to wait for an appointment	0	0	N/A	89.4%	89.8%	88.9%

* This is based on patients treated on this contract for their most recent course of treatment. Figures in italics indicate the base number of FP17s or Patient Questionnaire responses are less than 100. N/A is shown where the base number of responses is less than 10 during the period. % is calculated as Quantity/Base number*100

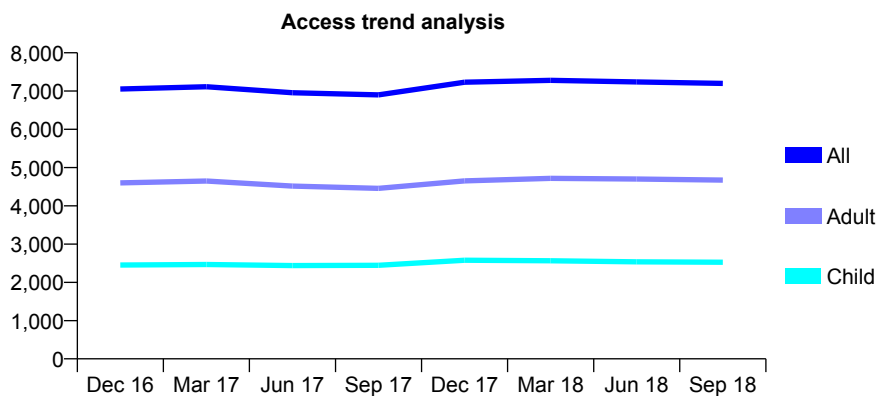
Q46 - Vital Signs At a Glance Contract Report for 130761/0001 - September 2018

Name or company name	Ravat & Ray Dental Care (Deane) Ltd
Contract type name	GDS Contract
Purpose of contract	General
Contract start date	01/04/2011
Contract end date	

18/19 Contracted general activity (UDA)	18,900
Carry forward general activity (UDA)	0
18/19 Contracted orthodontic activity (UOA)	0
Carry forward orthodontic activity (UOA)	0
Baseline contract value	£520,307.77

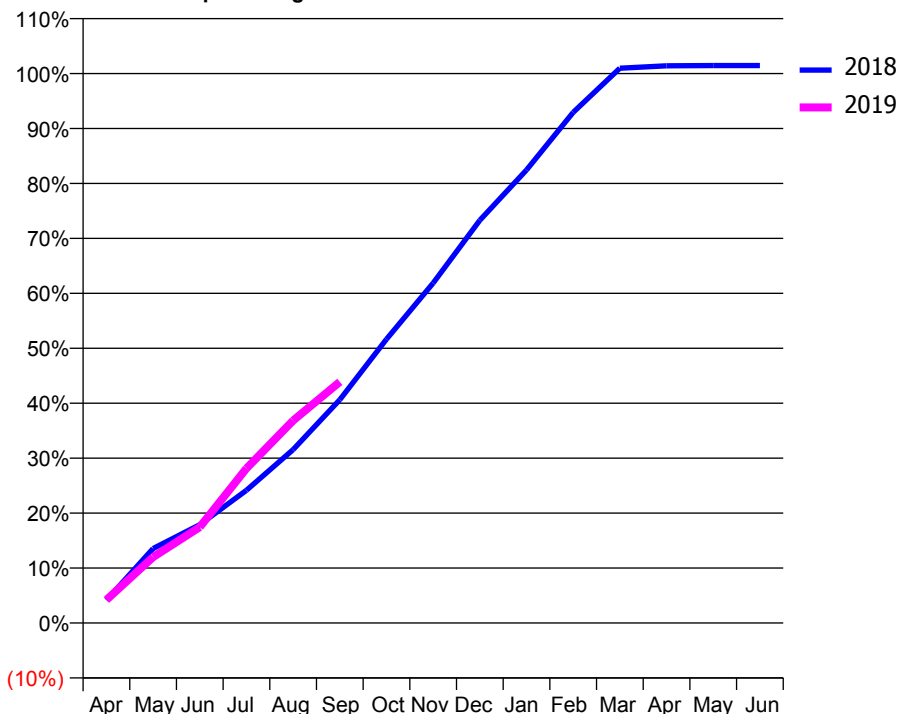
ACCESS*

Patients seen in 24 months	Total	Change since previous quarter
Quarter ending September 2017	6,901	
Quarter ending December 2017	7,230	↑
Quarter ending March 2018	7,281	→
Quarter ending June 2018	7,239	→
Quarter ending September 2018	7,199	→
Variance since September 2017	4.3%	↑



ACTIVITY

Cumulative percentage of contracted UDA delivered 2018 & 2019



Month	Adjusted Scheduled Activity (UDA)	
	2018	2019
April	788	794
May	2,563	2,267
June	3,381	3,299
July	4,566	5,316
August	5,965	6,962
September	7,682	8,296
October	9,763	
November	11,692	
December	13,853	
January	15,583	
February	17,565	
March	19,083	
April	19,164	
May	19,173	
June	19,173	

QUALITY

	Quantity	Base Number	Contract	AT	Region	England
% of FP17s for the same patient ID Re-attending within 3 months - Children	222	2,127	10.4%	12.0%	12.2%	11.6%
% of FP17s for the same patient ID Re-attending within 3 months - Adults	348	2,973	11.7%	16.0%	15.8%	15.5%
% of FP17s for the same patient ID Re-attending between 3 & 9 months - Children	1,388	2,127	65.3%	58.2%	60.3%	58.8%
% of FP17s for the same patient ID Re-attending between 3 & 9 months - Adults	1,744	2,973	58.7%	51.6%	53.5%	51.1%
% of FP17s for Band 1 Urgent Courses	626	5,035	12.4%	10.1%	9.1%	9.0%
% of FP17s Relating to Free Repair or Replacements	29	5,035	0.6%	0.8%	1.0%	0.8%
% of FP17s Relating to Continuations	1	5,035	0.0%	0.9%	1.0%	0.9%
% of Patients satisfied with the dentistry they have received	1	1	N/A	94.9%	93.6%	93.3%
% of Patients satisfied with the time they had to wait for an appointment	1	1	N/A	89.4%	89.8%	88.9%

* This is based on patients treated on this contract for their most recent course of treatment. Figures in italics indicate the base number of FP17s or Patient Questionnaire responses are less than 100. N/A is shown where the base number of responses is less than 10 during the period. % is calculated as Quantity/Base number*100

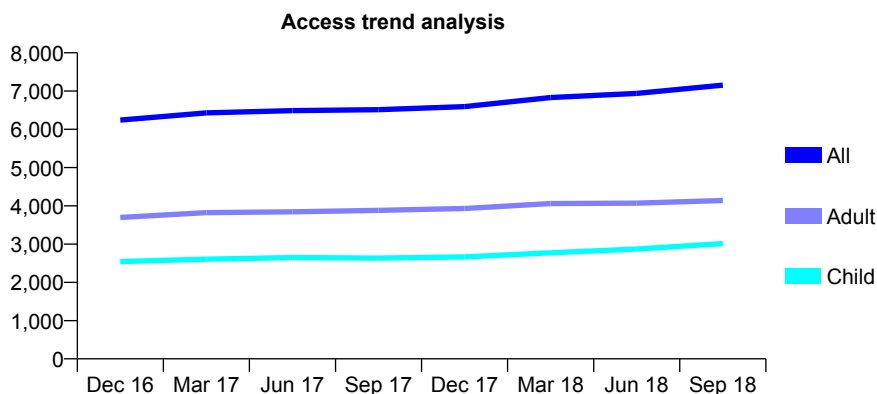
Q46 - Vital Signs At a Glance Contract Report for 131318/0001 - September 2018

Name or company name	Bennison Dental Practice
Contract type name	GDS Contract
Purpose of contract	General
Contract start date	01/10/2014
Contract end date	

18/19 Contracted general activity (UDA)	21,338
Carry forward general activity (UDA)	0
18/19 Contracted orthodontic activity (UOA)	0
Carry forward orthodontic activity (UOA)	0
Baseline contract value	£685,194.83

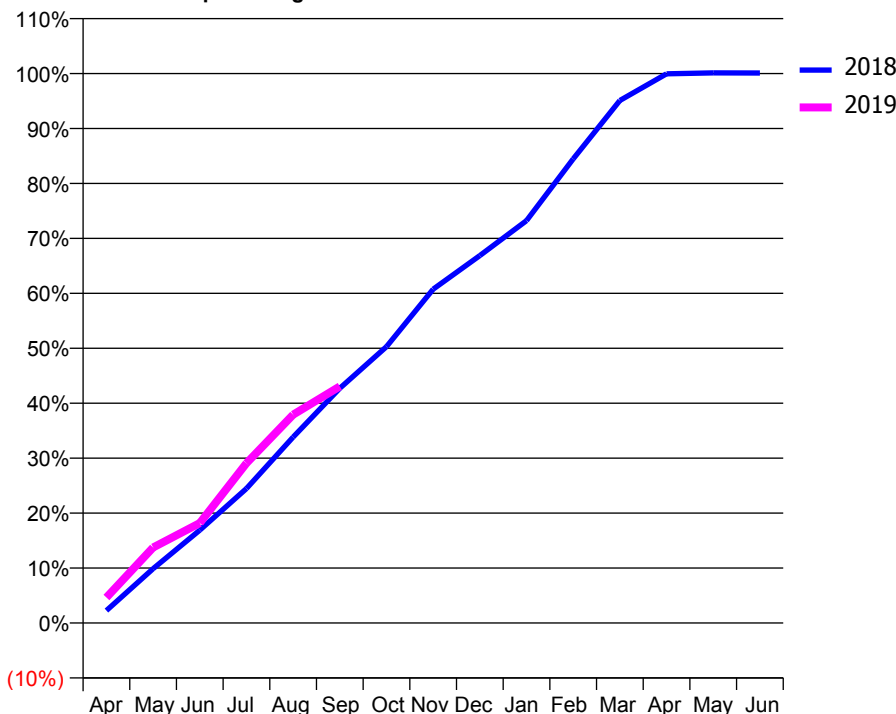
ACCESS*

Patients seen in 24 months	Total	Change since previous quarter
Quarter ending September 2017	6,513	
Quarter ending December 2017	6,595	→
Quarter ending March 2018	6,832	↑
Quarter ending June 2018	6,940	→
Quarter ending September 2018	7,153	↑
Variance since September 2017	9.8%	↑



ACTIVITY

Cumulative percentage of contracted UDA delivered 2018 & 2019



Adjusted Scheduled Activity (UDA)

Month	2018	2019
April	484	991
May	2,108	2,933
June	3,609	3,881
July	5,224	6,204
August	7,221	8,090
September	9,117	9,187
October	10,729	
November	12,961	
December	14,268	
January	15,624	
February	18,024	
March	20,292	
April	21,323	
May	21,361	
June	21,359	

QUALITY

	Quantity	Base Number	Contract	AT	Region	England
% of FP17s for the same patient ID Re-attending within 3 months - Children	265	2,627	10.1%	12.0%	12.2%	11.6%
% of FP17s for the same patient ID Re-attending within 3 months - Adults	401	2,889	13.9%	16.0%	15.8%	15.5%
% of FP17s for the same patient ID Re-attending between 3 & 9 months - Children	1,648	2,627	62.7%	58.2%	60.3%	58.8%
% of FP17s for the same patient ID Re-attending between 3 & 9 months - Adults	1,769	2,889	61.2%	51.6%	53.5%	51.1%
% of FP17s for Band 1 Urgent Courses	180	4,460	4.0%	10.1%	9.1%	9.0%
% of FP17s Relating to Free Repair or Replacements	4	4,460	0.1%	0.8%	1.0%	0.8%
% of FP17s Relating to Continuations	1	4,460	0.0%	0.9%	1.0%	0.9%
% of Patients satisfied with the dentistry they have received	1	1	N/A	94.9%	93.6%	93.3%
% of Patients satisfied with the time they had to wait for an appointment	1	1	N/A	89.4%	89.8%	88.9%

* This is based on patients treated on this contract for their most recent course of treatment. Figures in italics indicate the base number of FP17s or Patient Questionnaire responses are less than 100. N/A is shown where the base number of responses is less than 10 during the period. % is calculated as Quantity/Base number*100

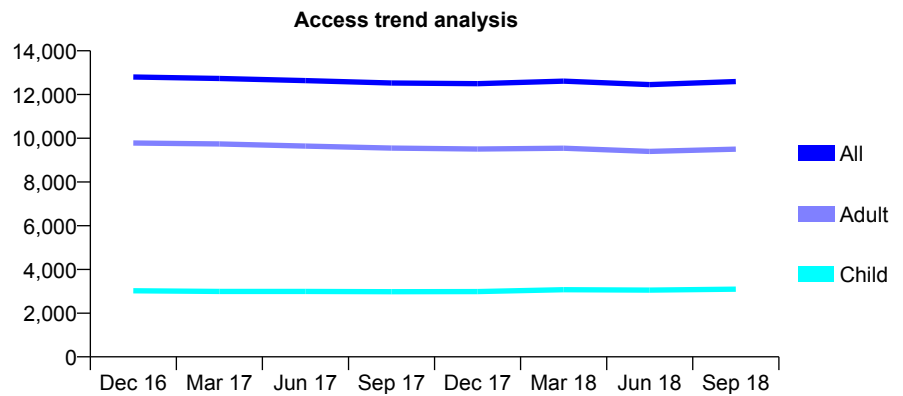
Q46 - Vital Signs At a Glance Contract Report for 131415/0001 - September 2018

Name or company name	Kinshuck Family Dentistry Ltd
Contract type name	GDS Contract
Purpose of contract	General
Contract start date	01/10/2008
Contract end date	

18/19 Contracted general activity (UDA)	37,000
Carry forward general activity (UDA)	0
18/19 Contracted orthodontic activity (UOA)	0
Carry forward orthodontic activity (UOA)	0
Baseline contract value	£1,092,593.47

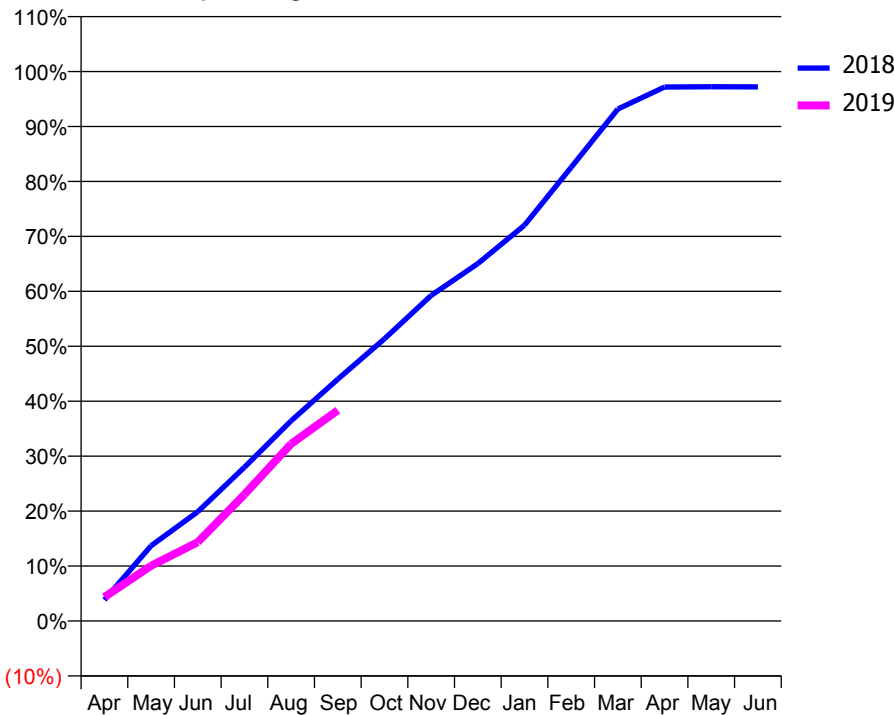
ACCESS*

Patients seen in 24 months	Total	Change since previous quarter
Quarter ending September 2017	12,529	
Quarter ending December 2017	12,497	→
Quarter ending March 2018	12,615	→
Quarter ending June 2018	12,456	↓
Quarter ending September 2018	12,594	→
Variance since September 2017	0.5%	→



ACTIVITY

Cumulative percentage of contracted UDA delivered 2018 & 2019



Adjusted Scheduled Activity (UDA)		
Month	2018	2019
April	1,422	1,614
May	5,068	3,721
June	7,360	5,307
July	10,358	8,528
August	13,482	11,926
September	16,283	14,189
October	19,003	
November	21,918	
December	24,068	
January	26,653	
February	30,547	
March	34,473	
April	35,952	
May	35,971	
June	35,966	

QUALITY

	Quantity	Base Number	Contract	AT	Region	England
% of FP17s for the same patient ID Re-attending within 3 months - Children	261	2,382	11.0%	12.0%	12.2%	11.6%
% of FP17s for the same patient ID Re-attending within 3 months - Adults	774	6,395	12.1%	16.0%	15.8%	15.5%
% of FP17s for the same patient ID Re-attending between 3 & 9 months - Children	1,543	2,382	64.8%	58.2%	60.3%	58.8%
% of FP17s for the same patient ID Re-attending between 3 & 9 months - Adults	4,047	6,395	63.3%	51.6%	53.5%	51.1%
% of FP17s for Band 1 Urgent Courses	588	7,631	7.7%	10.1%	9.1%	9.0%
% of FP17s Relating to Free Repair or Replacements	64	7,631	0.8%	0.8%	1.0%	0.8%
% of FP17s Relating to Continuations	78	7,631	1.0%	0.9%	1.0%	0.9%
% of Patients satisfied with the dentistry they have received	7	7	N/A	94.9%	93.6%	93.3%
% of Patients satisfied with the time they had to wait for an appointment	7	7	N/A	89.4%	89.8%	88.9%

* This is based on patients treated on this contract for their most recent course of treatment. Figures in italics indicate the base number of FP17s or Patient Questionnaire responses are less than 100. N/A is shown where the base number of responses is less than 10 during the period. % is calculated as Quantity/Base number*100

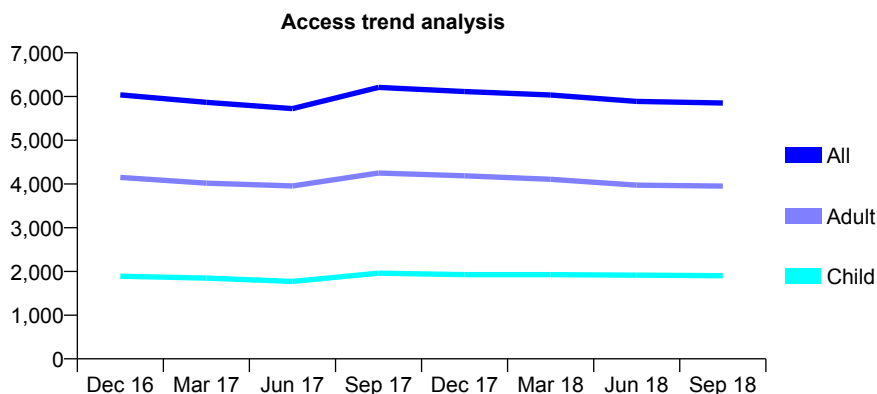
Q46 - Vital Signs At a Glance Contract Report for 132284/0001 - September 2018

Name or company name	Smile Care (Dental) LTD
Contract type name	GDS Contract
Purpose of contract	General
Contract start date	01/04/2011
Contract end date	

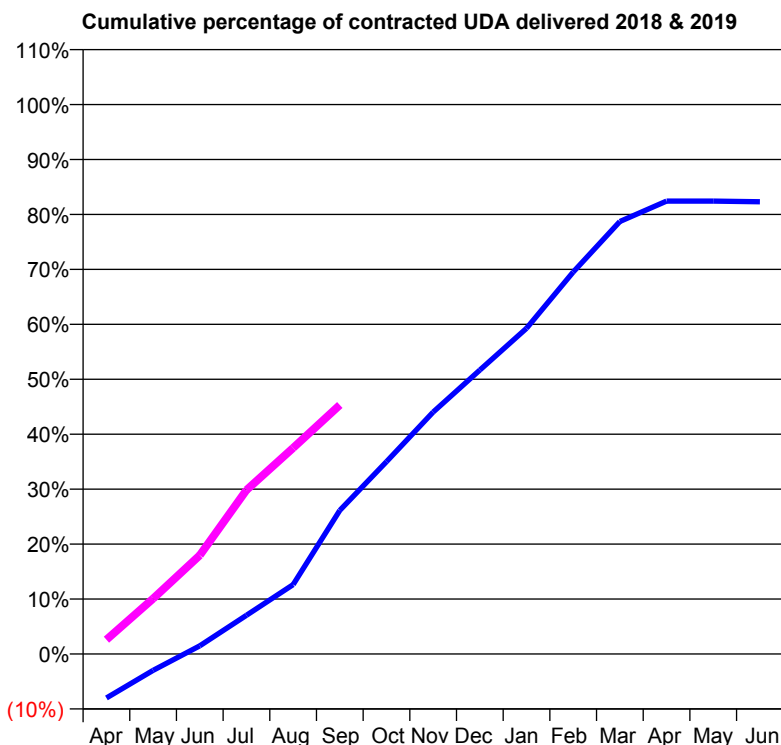
18/19 Contracted general activity (UDA)	20,234
Carry forward general activity (UDA)	0
18/19 Contracted orthodontic activity (UOA)	0
Carry forward orthodontic activity (UOA)	0
Baseline contract value	£530,463.39

ACCESS*

Patients seen in 24 months	Total	Change since previous quarter
Quarter ending September 2017	6,208	
Quarter ending December 2017	6,114	↓
Quarter ending March 2018	6,035	↓
Quarter ending June 2018	5,887	↓
Quarter ending September 2018	5,853	→
Variance since September 2017	(5.7%)	↓



ACTIVITY



Month	Adjusted Scheduled Activity (UDA)	
	2018	2019
April	-1,625	526
May	-608	2,039
June	303	3,634
July	1,426	6,035
August	2,558	7,590
September	5,291	9,169
October	7,082	
November	8,911	
December	10,457	
January	11,992	
February	14,068	
March	15,928	
April	16,677	
May	16,676	
June	16,650	

QUALITY

	Quantity	Base Number	Contract	AT	Region	England
% of FP17s for the same patient ID Re-attending within 3 months - Children	114	1,180	9.7%	12.0%	12.2%	11.6%
% of FP17s for the same patient ID Re-attending within 3 months - Adults	456	2,456	18.6%	16.0%	15.8%	15.5%
% of FP17s for the same patient ID Re-attending between 3 & 9 months - Children	499	1,180	42.3%	58.2%	60.3%	58.8%
% of FP17s for the same patient ID Re-attending between 3 & 9 months - Adults	1,017	2,456	41.4%	51.6%	53.5%	51.1%
% of FP17s for Band 1 Urgent Courses	573	3,363	17.0%	10.1%	9.1%	9.0%
% of FP17s Relating to Free Repair or Replacements	53	3,363	1.6%	0.8%	1.0%	0.8%
% of FP17s Relating to Continuations	8	3,363	0.2%	0.9%	1.0%	0.9%
% of Patients satisfied with the dentistry they have received	0	0	N/A	94.9%	93.6%	93.3%
% of Patients satisfied with the time they had to wait for an appointment	0	0	N/A	89.4%	89.8%	88.9%

* This is based on patients treated on this contract for their most recent course of treatment. Figures in italics indicate the base number of FP17s or Patient Questionnaire responses are less than 100. N/A is shown where the base number of responses is less than 10 during the period. % is calculated as Quantity/Base number*100

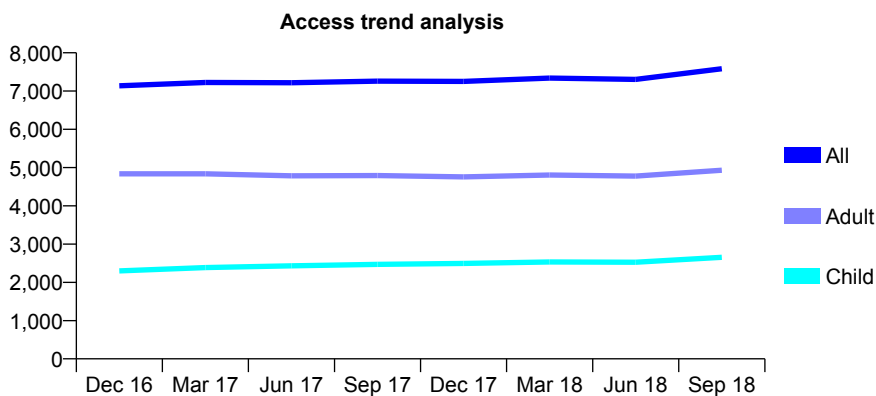
Q46 - Vital Signs At a Glance Contract Report for 133353/0001 - September 2018

Name or company name	Droylsden Road Dental Practice
Contract type name	GDS Contract
Purpose of contract	General
Contract start date	01/02/2012
Contract end date	

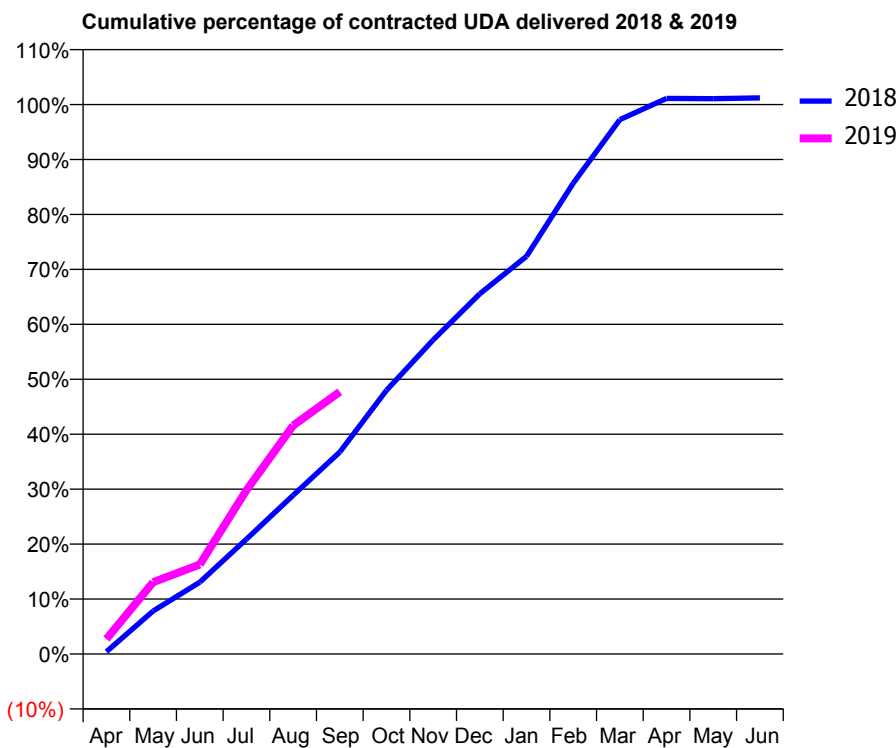
18/19 Contracted general activity (UDA)	21,267
Carry forward general activity (UDA)	0
18/19 Contracted orthodontic activity (UOA)	0
Carry forward orthodontic activity (UOA)	0
Baseline contract value	£693,976.35

ACCESS*

Patients seen in 24 months	Total	Change since previous quarter
Quarter ending September 2017	7,261	
Quarter ending December 2017	7,252	→
Quarter ending March 2018	7,338	→
Quarter ending June 2018	7,303	→
Quarter ending September 2018	7,582	↑
Variance since September 2017	4.4%	↑



ACTIVITY



Month	Adjusted Scheduled Activity (UDA)	
	2018	2019
April	91	578
May	1,666	2,781
June	2,777	3,465
July	4,448	6,341
August	6,142	8,841
September	7,817	10,149
October	10,207	
November	12,155	
December	13,941	
January	15,391	
February	18,218	
March	20,680	
April	21,502	
May	21,493	
June	21,523	

QUALITY

	Quantity	Base Number	Contract	AT	Region	England
% of FP17s for the same patient ID Re-attending within 3 months - Children	141	1,781	7.9%	12.0%	12.2%	11.6%
% of FP17s for the same patient ID Re-attending within 3 months - Adults	353	2,965	11.9%	16.0%	15.8%	15.5%
% of FP17s for the same patient ID Re-attending between 3 & 9 months - Children	953	1,781	53.5%	58.2%	60.3%	58.8%
% of FP17s for the same patient ID Re-attending between 3 & 9 months - Adults	1,509	2,965	50.9%	51.6%	53.5%	51.1%
% of FP17s for Band 1 Urgent Courses	217	4,172	5.2%	10.1%	9.1%	9.0%
% of FP17s Relating to Free Repair or Replacements	27	4,172	0.6%	0.8%	1.0%	0.8%
% of FP17s Relating to Continuations	11	4,172	0.3%	0.9%	1.0%	0.9%
% of Patients satisfied with the dentistry they have received	1	1	N/A	94.9%	93.6%	93.3%
% of Patients satisfied with the time they had to wait for an appointment	1	1	N/A	89.4%	89.8%	88.9%

* This is based on patients treated on this contract for their most recent course of treatment. Figures in italics indicate the base number of FP17s or Patient Questionnaire responses are less than 100. N/A is shown where the base number of responses is less than 10 during the period. % is calculated as Quantity/Base number*100

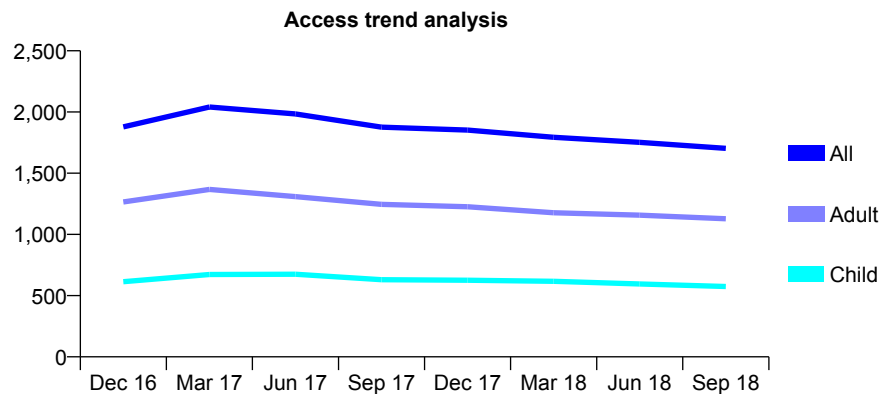
Q46 - Vital Signs At a Glance Contract Report for 133485/0001 - September 2018

Name or company name	Ethos Dental Care
Contract type name	GDS Contract
Purpose of contract	General
Contract start date	09/03/2015
Contract end date	

18/19 Contracted general activity (UDA)	5,553
Carry forward general activity (UDA)	0
18/19 Contracted orthodontic activity (UOA)	0
Carry forward orthodontic activity (UOA)	0
Baseline contract value	£119,209.49

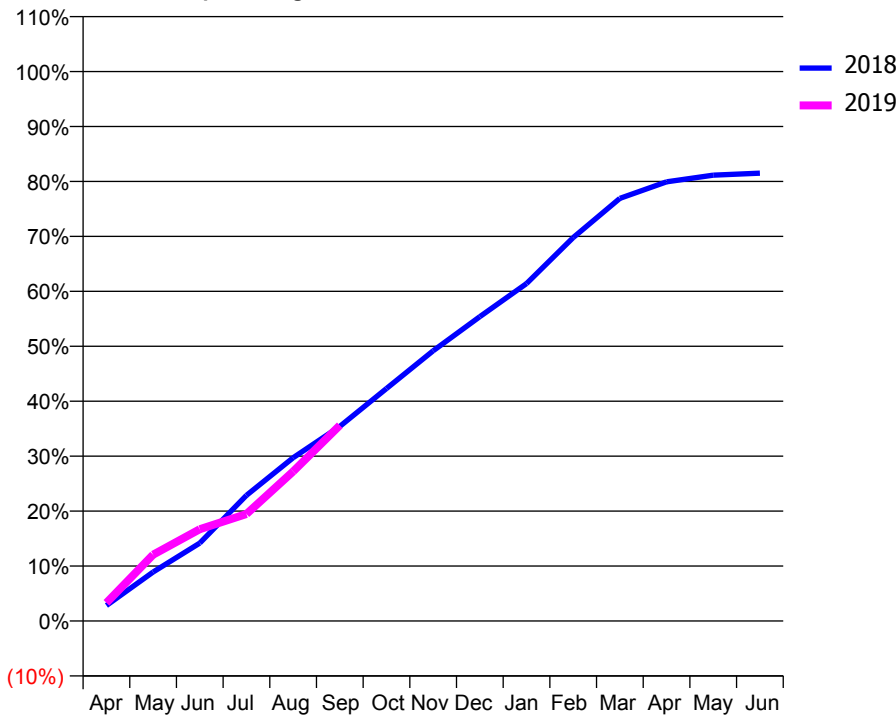
ACCESS*

Patients seen in 24 months	Total	Change since previous quarter
Quarter ending September 2017	1,876	
Quarter ending December 2017	1,852	↓
Quarter ending March 2018	1,794	↓
Quarter ending June 2018	1,752	↓
Quarter ending September 2018	1,703	↓
Variance since September 2017	(9.2%)	↓



ACTIVITY

Cumulative percentage of contracted UDA delivered 2018 & 2019



Month	Adjusted Scheduled Activity (UDA)	
	2018	2019
April	157	185
May	495	670
June	788	928
July	1,271	1,081
August	1,650	1,511
September	1,966	1,978
October	2,349	
November	2,731	
December	3,075	
January	3,411	
February	3,875	
March	4,271	
April	4,439	
May	4,506	
June	4,526	

QUALITY

	Quantity	Base Number	Contract	AT	Region	England
% of FP17s for the same patient ID Re-attending within 3 months - Children	39	491	7.9%	12.0%	12.2%	11.6%
% of FP17s for the same patient ID Re-attending within 3 months - Adults	104	836	12.4%	16.0%	15.8%	15.5%
% of FP17s for the same patient ID Re-attending between 3 & 9 months - Children	287	491	58.5%	58.2%	60.3%	58.8%
% of FP17s for the same patient ID Re-attending between 3 & 9 months - Adults	414	836	49.5%	51.6%	53.5%	51.1%
% of FP17s for Band 1 Urgent Courses	107	1,190	9.0%	10.1%	9.1%	9.0%
% of FP17s Relating to Free Repair or Replacements	5	1,190	0.4%	0.8%	1.0%	0.8%
% of FP17s Relating to Continuations	3	1,190	0.3%	0.9%	1.0%	0.9%
% of Patients satisfied with the dentistry they have received	0	0	N/A	94.9%	93.6%	93.3%
% of Patients satisfied with the time they had to wait for an appointment	0	0	N/A	89.4%	89.8%	88.9%

* This is based on patients treated on this contract for their most recent course of treatment. Figures in italics indicate the base number of FP17s or Patient Questionnaire responses are less than 100. N/A is shown where the base number of responses is less than 10 during the period. % is calculated as Quantity/Base number*100

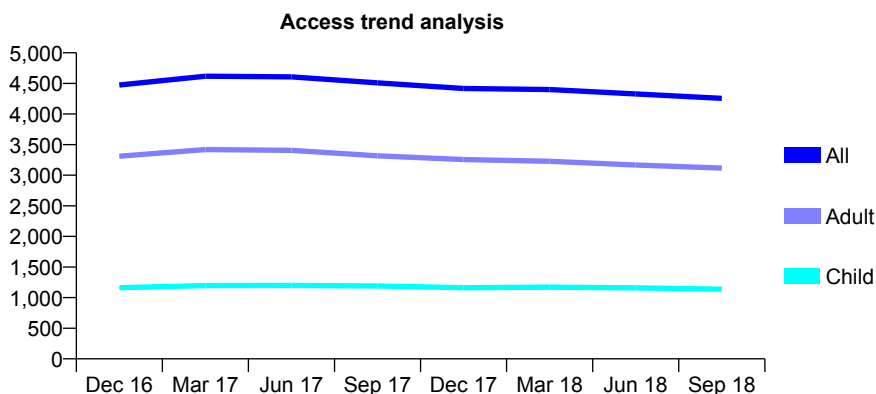
Q46 - Vital Signs At a Glance Contract Report for 134899/0001 - September 2018

Name or company name	High Lane Partnership
Contract type name	GDS Contract
Purpose of contract	General and Orthodontic
Contract start date	01/06/2015
Contract end date	

18/19 Contracted general activity (UDA)	14,969
Carry forward general activity (UDA)	0
18/19 Contracted orthodontic activity (UOA)	309
Carry forward orthodontic activity (UOA)	0
Baseline contract value	£437,919.13

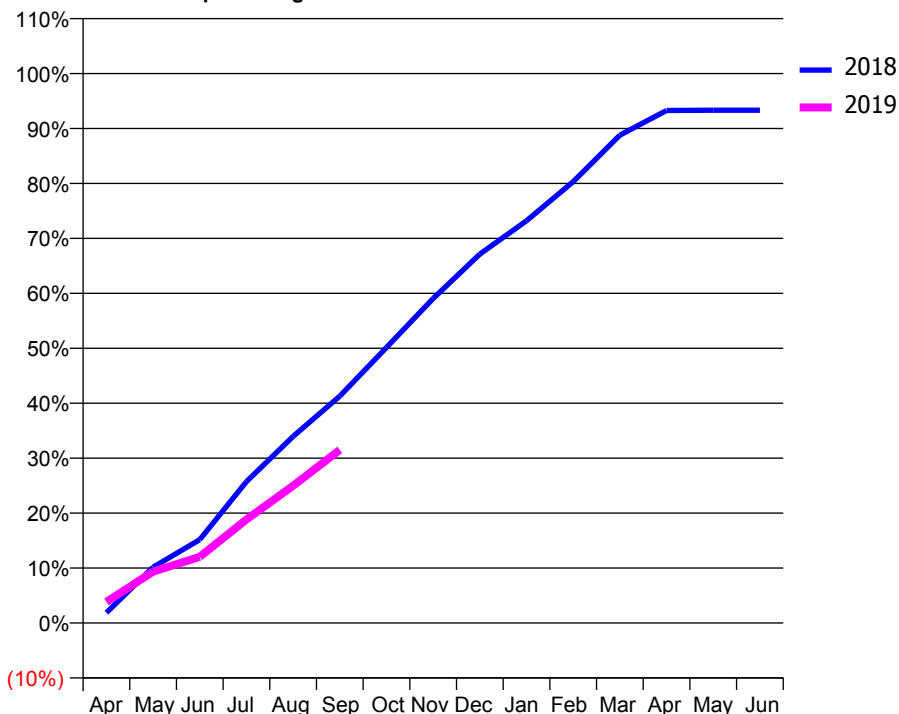
ACCESS*

Patients seen in 24 months	Total	Change since previous quarter
Quarter ending September 2017	4,508	
Quarter ending December 2017	4,417	↓
Quarter ending March 2018	4,400	→
Quarter ending June 2018	4,328	↓
Quarter ending September 2018	4,256	↓
Variance since September 2017	(5.6%)	↓



ACTIVITY

Cumulative percentage of contracted UDA delivered 2018 & 2019



Adjusted Scheduled Activity (UDA)

Month	2018	2019
April	281	575
May	1,521	1,399
June	2,271	1,803
July	3,854	2,822
August	5,083	3,740
September	6,182	4,716
October	7,506	
November	8,839	
December	10,048	
January	10,958	
February	12,021	
March	13,289	
April	13,962	
May	13,967	
June	13,967	

QUALITY

	Quantity	Base Number	Contract	AT	Region	England
% of FP17s for the same patient ID Re-attending within 3 months - Children	140	915	15.3%	12.0%	12.2%	11.6%
% of FP17s for the same patient ID Re-attending within 3 months - Adults	401	2,299	17.4%	16.0%	15.8%	15.5%
% of FP17s for the same patient ID Re-attending between 3 & 9 months - Children	561	915	61.3%	58.2%	60.3%	58.8%
% of FP17s for the same patient ID Re-attending between 3 & 9 months - Adults	1,521	2,299	66.2%	51.6%	53.5%	51.1%
% of FP17s for Band 1 Urgent Courses	221	2,882	7.7%	10.1%	9.1%	9.0%
% of FP17s Relating to Free Repair or Replacements	66	2,882	2.3%	0.8%	1.0%	0.8%
% of FP17s Relating to Continuations	15	2,882	0.5%	0.9%	1.0%	0.9%
% of Patients satisfied with the dentistry they have received	4	5	N/A	94.9%	93.6%	93.3%
% of Patients satisfied with the time they had to wait for an appointment	4	5	N/A	89.4%	89.8%	88.9%

* This is based on patients treated on this contract for their most recent course of treatment. Figures in italics indicate the base number of FP17s or Patient Questionnaire responses are less than 100. N/A is shown where the base number of responses is less than 10 during the period. % is calculated as Quantity/Base number*100

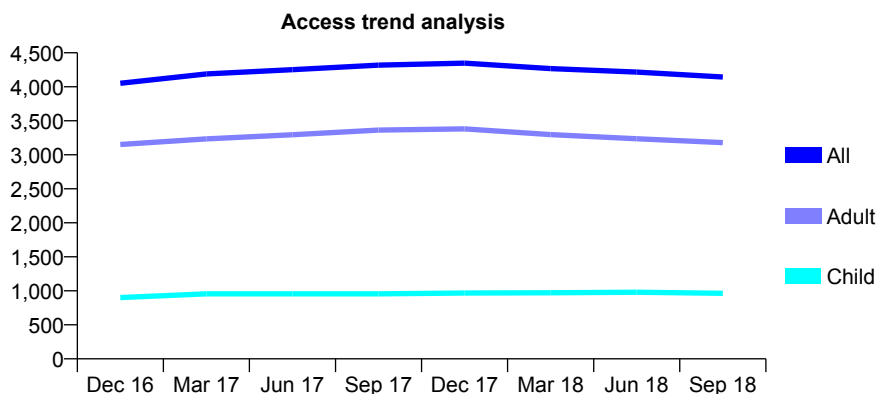
Q46 - Vital Signs At a Glance Contract Report for 136255/0001 - September 2018

Name or company name	Haughton Green Dental Practice
Contract type name	Pilot Contract
Purpose of contract	General
Contract start date	01/02/2013
Contract end date	

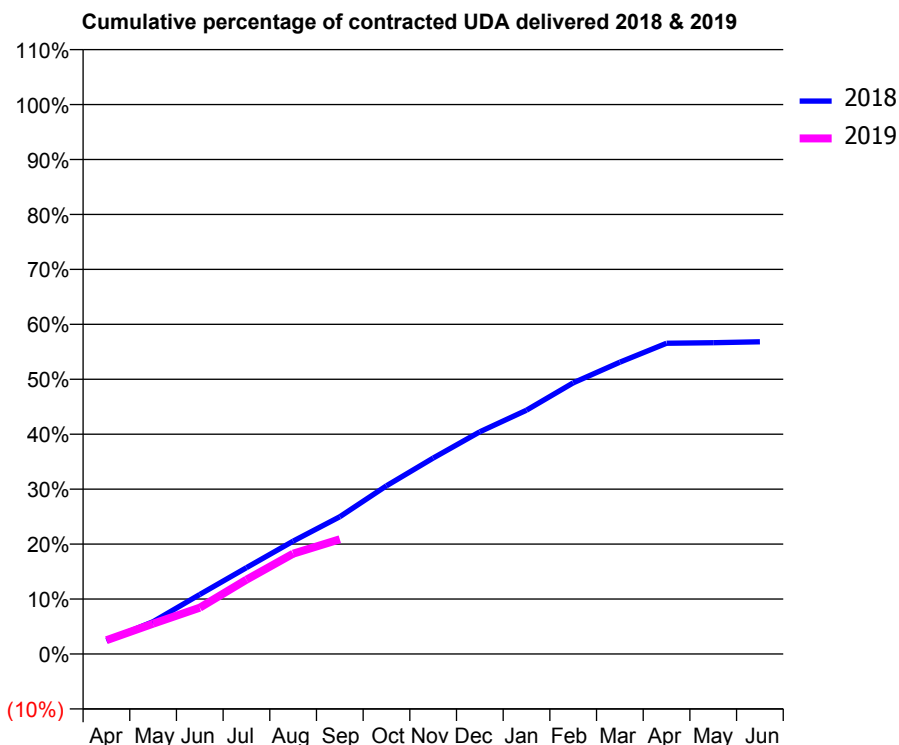
18/19 Contracted general activity (UDA)	13,158
Carry forward general activity (UDA)	0
18/19 Contracted orthodontic activity (UOA)	0
Carry forward orthodontic activity (UOA)	0
Baseline contract value	£370,256.14

ACCESS*

Patients seen in 24 months	Total	Change since previous quarter
Quarter ending September 2017	4,319	
Quarter ending December 2017	4,349	→
Quarter ending March 2018	4,268	↓
Quarter ending June 2018	4,216	↓
Quarter ending September 2018	4,144	↓
Variance since September 2017	(4.1%)	↓



ACTIVITY



Month	Adjusted Scheduled Activity (UDA)	
	2018	2019
April	317	330
May	776	726
June	1,427	1,109
July	2,067	1,781
August	2,702	2,402
September	3,287	2,748
October	4,029	
November	4,692	
December	5,323	
January	5,838	
February	6,492	
March	6,989	
April	7,442	
May	7,455	
June	7,477	

QUALITY

	Quantity	Base Number	Contract	AT	Region	England
% of FP17s for the same patient ID Re-attending within 3 months - Children	24	443	5.4%	12.0%	12.2%	11.6%
% of FP17s for the same patient ID Re-attending within 3 months - Adults	102	1,345	7.6%	16.0%	15.8%	15.5%
% of FP17s for the same patient ID Re-attending between 3 & 9 months - Children	134	443	30.2%	58.2%	60.3%	58.8%
% of FP17s for the same patient ID Re-attending between 3 & 9 months - Adults	242	1,345	18.0%	51.6%	53.5%	51.1%
% of FP17s for Band 1 Urgent Courses	219	1,538	14.2%	10.1%	9.1%	9.0%
% of FP17s Relating to Free Repair or Replacements	4	1,538	0.3%	0.8%	1.0%	0.8%
% of FP17s Relating to Continuations	5	1,538	0.3%	0.9%	1.0%	0.9%
% of Patients satisfied with the dentistry they have received	0	0	N/A	94.9%	93.6%	93.3%
% of Patients satisfied with the time they had to wait for an appointment	0	0	N/A	89.4%	89.8%	88.9%

* This is based on patients treated on this contract for their most recent course of treatment. Figures in italics indicate the base number of FP17s or Patient Questionnaire responses are less than 100. N/A is shown where the base number of responses is less than 10 during the period. % is calculated as Quantity/Base number*100

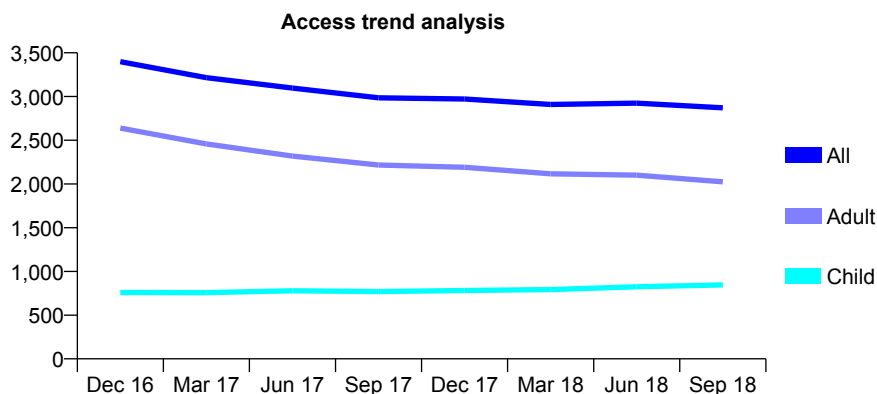
Q46 - Vital Signs At a Glance Contract Report for 136379/0001 - September 2018

Name or company name	Adrian Jennings Ltd T/A Chorlton Smile Ce
Contract type name	GDS Contract
Purpose of contract	General
Contract start date	01/01/2014
Contract end date	

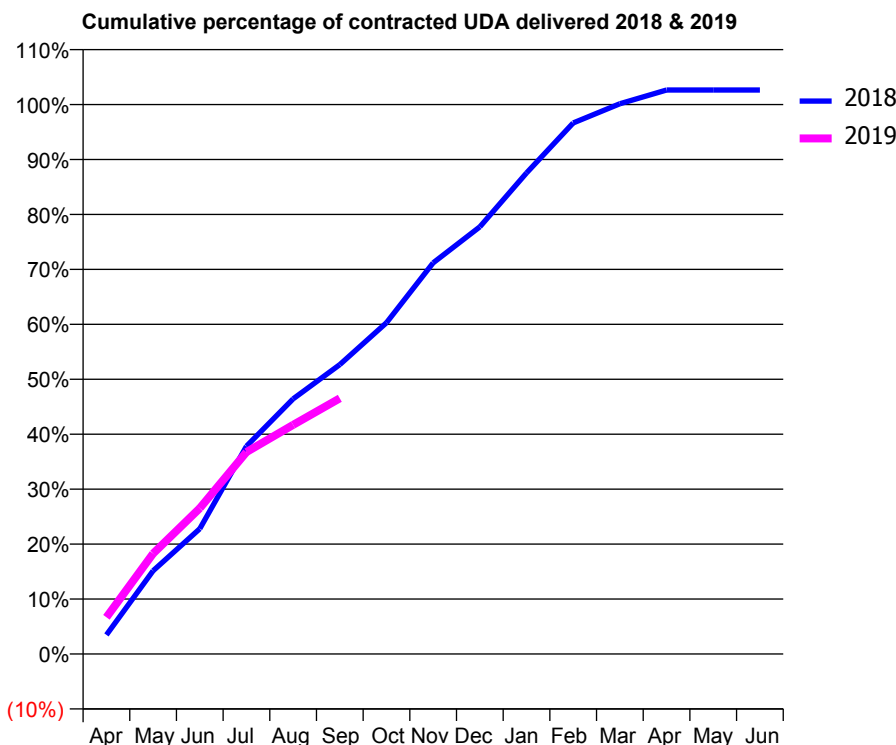
18/19 Contracted general activity (UDA)	5,680
Carry forward general activity (UDA)	0
18/19 Contracted orthodontic activity (UOA)	0
Carry forward orthodontic activity (UOA)	0
Baseline contract value	£182,736.97

ACCESS*

Patients seen in 24 months	Total	Change since previous quarter
Quarter ending September 2017	2,985	
Quarter ending December 2017	2,971	→
Quarter ending March 2018	2,909	↓
Quarter ending June 2018	2,924	→
Quarter ending September 2018	2,871	↓
Variance since September 2017	(3.8%)	↓



ACTIVITY



Month	Adjusted Scheduled Activity (UDA)	
	2018	2019
April	198	380
May	860	1,038
June	1,295	1,508
July	2,149	2,088
August	2,638	2,368
September	2,991	2,644
October	3,425	
November	4,044	
December	4,415	
January	4,972	
February	5,490	
March	5,688	
April	5,830	
May	5,829	
June	5,829	

QUALITY

	Quantity	Base Number	Contract	AT	Region	England
% of FP17s for the same patient ID Re-attending within 3 months - Children	76	589	12.9%	12.0%	12.2%	11.6%
% of FP17s for the same patient ID Re-attending within 3 months - Adults	114	903	12.6%	16.0%	15.8%	15.5%
% of FP17s for the same patient ID Re-attending between 3 & 9 months - Children	222	589	37.7%	58.2%	60.3%	58.8%
% of FP17s for the same patient ID Re-attending between 3 & 9 months - Adults	352	903	39.0%	51.6%	53.5%	51.1%
% of FP17s for Band 1 Urgent Courses	83	1,408	5.9%	10.1%	9.1%	9.0%
% of FP17s Relating to Free Repair or Replacements	3	1,408	0.2%	0.8%	1.0%	0.8%
% of FP17s Relating to Continuations	0	1,408	0.0%	0.9%	1.0%	0.9%
% of Patients satisfied with the dentistry they have received	0	0	N/A	94.9%	93.6%	93.3%
% of Patients satisfied with the time they had to wait for an appointment	0	0	N/A	89.4%	89.8%	88.9%

* This is based on patients treated on this contract for their most recent course of treatment. Figures in italics indicate the base number of FP17s or Patient Questionnaire responses are less than 100. N/A is shown where the base number of responses is less than 10 during the period. % is calculated as Quantity/Base number*100

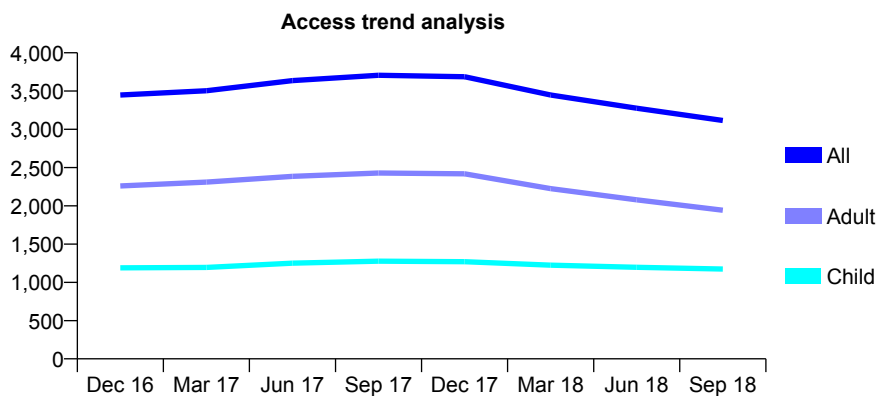
Q46 - Vital Signs At a Glance Contract Report for 137286/0001 - September 2018

Name or company name	Partners in Progress (UK) Ltd
Contract type name	GDS Contract
Purpose of contract	General
Contract start date	23/04/2009
Contract end date	

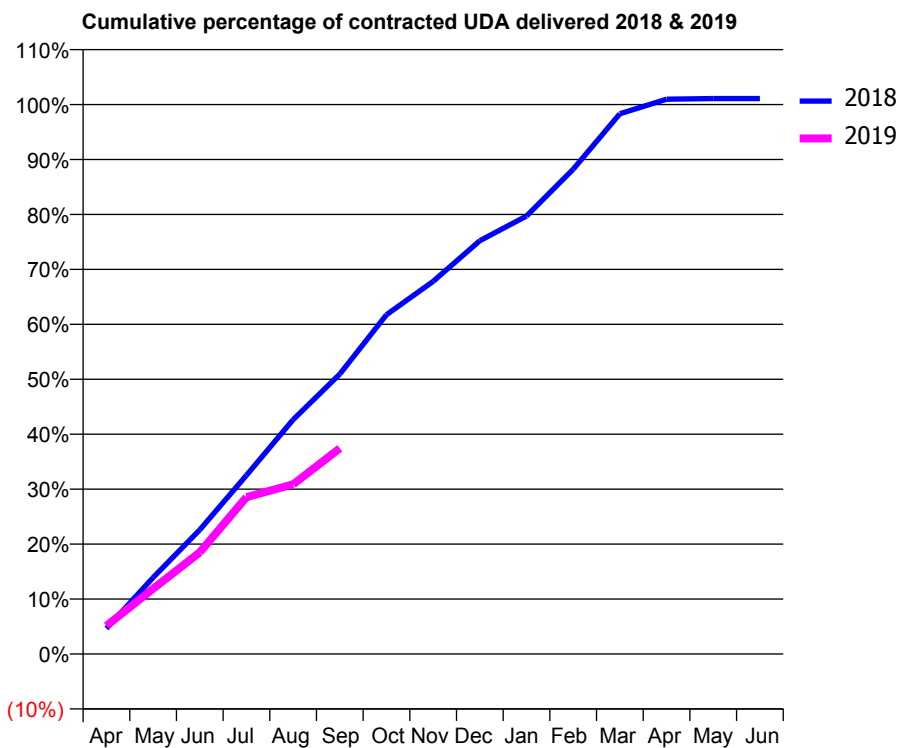
18/19 Contracted general activity (UDA)	9,600
Carry forward general activity (UDA)	0
18/19 Contracted orthodontic activity (UOA)	0
Carry forward orthodontic activity (UOA)	0
Baseline contract value	£260,332.02

ACCESS*

Patients seen in 24 months	Total	Change since previous quarter
Quarter ending September 2017	3,706	
Quarter ending December 2017	3,688	→
Quarter ending March 2018	3,448	↓
Quarter ending June 2018	3,276	↓
Quarter ending September 2018	3,116	↓
Variance since September 2017	(15.9%)	↓



ACTIVITY



Month	Adjusted Scheduled Activity (UDA)	
	2018	2019
April	445	493
May	1,336	1,140
June	2,169	1,777
July	3,123	2,740
August	4,093	2,964
September	4,891	3,593
October	5,928	
November	6,511	
December	7,221	
January	7,652	
February	8,469	
March	9,439	
April	9,692	
May	9,704	
June	9,704	

QUALITY

	Quantity	Base Number	Contract	AT	Region	England
% of FP17s for the same patient ID Re-attending within 3 months - Children	65	672	9.7%	12.0%	12.2%	11.6%
% of FP17s for the same patient ID Re-attending within 3 months - Adults	233	1,077	21.6%	16.0%	15.8%	15.5%
% of FP17s for the same patient ID Re-attending between 3 & 9 months - Children	377	672	56.1%	58.2%	60.3%	58.8%
% of FP17s for the same patient ID Re-attending between 3 & 9 months - Adults	584	1,077	54.2%	51.6%	53.5%	51.1%
% of FP17s for Band 1 Urgent Courses	297	1,674	17.7%	10.1%	9.1%	9.0%
% of FP17s Relating to Free Repair or Replacements	10	1,674	0.6%	0.8%	1.0%	0.8%
% of FP17s Relating to Continuations	23	1,674	1.4%	0.9%	1.0%	0.9%
% of Patients satisfied with the dentistry they have received	1	1	N/A	94.9%	93.6%	93.3%
% of Patients satisfied with the time they had to wait for an appointment	0	1	N/A	89.4%	89.8%	88.9%

* This is based on patients treated on this contract for their most recent course of treatment. Figures in italics indicate the base number of FP17s or Patient Questionnaire responses are less than 100. N/A is shown where the base number of responses is less than 10 during the period. % is calculated as Quantity/Base number*100

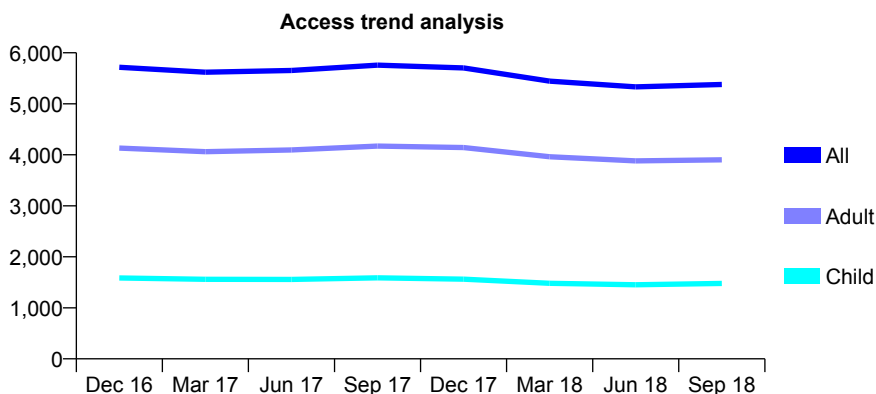
Q46 - Vital Signs At a Glance Contract Report for 137731/0003 - September 2018

Name or company name	Smile Transformation & Cosmetic Services
Contract type name	GDS Contract
Purpose of contract	General
Contract start date	01/08/2014
Contract end date	

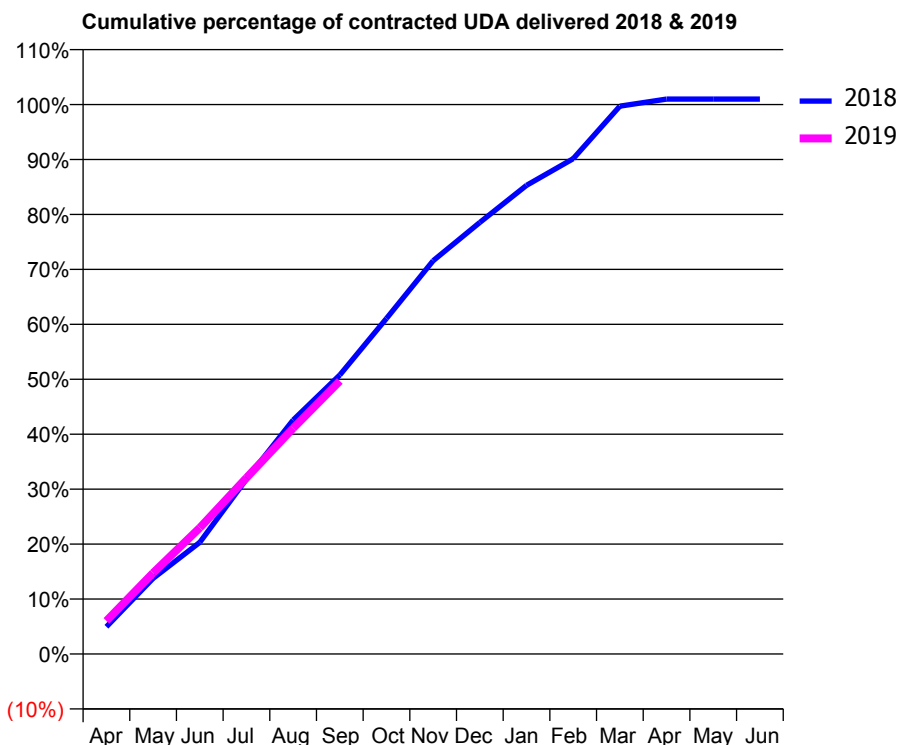
18/19 Contracted general activity (UDA)	17,603
Carry forward general activity (UDA)	0
18/19 Contracted orthodontic activity (UOA)	0
Carry forward orthodontic activity (UOA)	0
Baseline contract value	£460,214.24

ACCESS*

Patients seen in 24 months	Total	Change since previous quarter
Quarter ending September 2017	5,758	
Quarter ending December 2017	5,704	→
Quarter ending March 2018	5,444	↓
Quarter ending June 2018	5,332	↓
Quarter ending September 2018	5,380	→
Variance since September 2017	(6.6%)	↓



ACTIVITY



Month	Adjusted Scheduled Activity (UDA)	
	2018	2019
April	875	1,061
May	2,424	2,599
June	3,578	4,044
July	5,601	5,644
August	7,496	7,234
September	8,937	8,747
October	10,750	
November	12,601	
December	13,824	
January	15,012	
February	15,869	
March	17,549	
April	17,775	
May	17,775	
June	17,775	

QUALITY

	Quantity	Base Number	Contract	AT	Region	England
% of FP17s for the same patient ID Re-attending within 3 months - Children	138	1,216	11.3%	12.0%	12.2%	11.6%
% of FP17s for the same patient ID Re-attending within 3 months - Adults	446	2,786	16.0%	16.0%	15.8%	15.5%
% of FP17s for the same patient ID Re-attending between 3 & 9 months - Children	715	1,216	58.8%	58.2%	60.3%	58.8%
% of FP17s for the same patient ID Re-attending between 3 & 9 months - Adults	1,587	2,786	57.0%	51.6%	53.5%	51.1%
% of FP17s for Band 1 Urgent Courses	441	3,856	11.4%	10.1%	9.1%	9.0%
% of FP17s Relating to Free Repair or Replacements	37	3,856	1.0%	0.8%	1.0%	0.8%
% of FP17s Relating to Continuations	24	3,856	0.6%	0.9%	1.0%	0.9%
% of Patients satisfied with the dentistry they have received	2	2	N/A	94.9%	93.6%	93.3%
% of Patients satisfied with the time they had to wait for an appointment	2	2	N/A	89.4%	89.8%	88.9%

* This is based on patients treated on this contract for their most recent course of treatment. Figures in italics indicate the base number of FP17s or Patient Questionnaire responses are less than 100. N/A is shown where the base number of responses is less than 10 during the period. % is calculated as Quantity/Base number*100

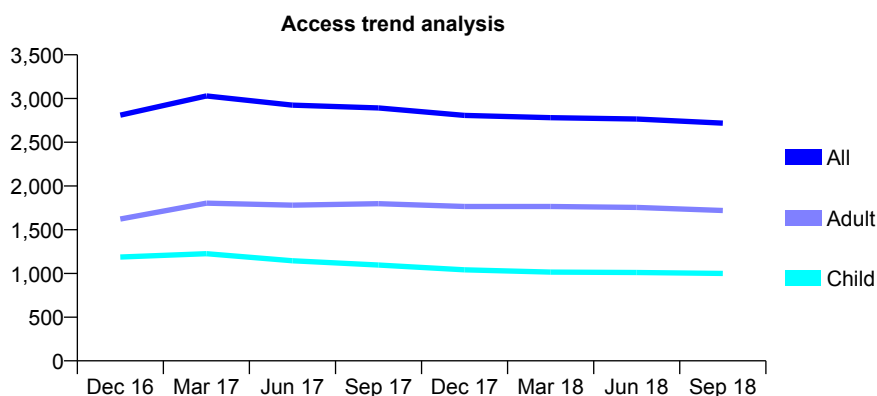
Q46 - Vital Signs At a Glance Contract Report for 137731/0004 - September 2018

Name or company name	Smile Transformation & Cosmetic Services
Contract type name	GDS Contract
Purpose of contract	General
Contract start date	01/08/2014
Contract end date	

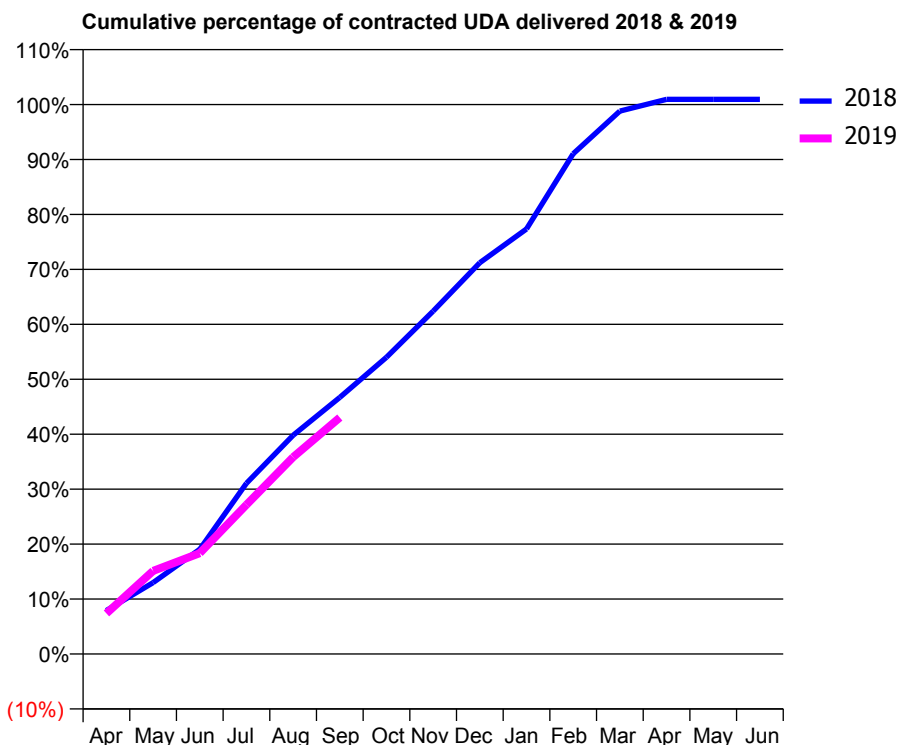
18/19 Contracted general activity (UDA)	8,659
Carry forward general activity (UDA)	0
18/19 Contracted orthodontic activity (UOA)	0
Carry forward orthodontic activity (UOA)	0
Baseline contract value	£232,529.50

ACCESS*

Patients seen in 24 months	Total	Change since previous quarter
Quarter ending September 2017	2,893	
Quarter ending December 2017	2,807	↓
Quarter ending March 2018	2,781	→
Quarter ending June 2018	2,765	→
Quarter ending September 2018	2,719	↓
Variance since September 2017	(6.0%)	↓



ACTIVITY



Month	Adjusted Scheduled Activity (UDA)	
	2018	2019
April	687	639
May	1,126	1,309
June	1,650	1,590
July	2,691	2,352
August	3,447	3,102
September	4,045	3,726
October	4,676	
November	5,403	
December	6,166	
January	6,698	
February	7,882	
March	8,555	
April	8,740	
May	8,740	
June	8,740	

QUALITY

	Quantity	Base Number	Contract	AT	Region	England
% of FP17s for the same patient ID Re-attending within 3 months - Children	76	818	9.3%	12.0%	12.2%	11.6%
% of FP17s for the same patient ID Re-attending within 3 months - Adults	182	1,187	15.3%	16.0%	15.8%	15.5%
% of FP17s for the same patient ID Re-attending between 3 & 9 months - Children	524	818	64.1%	58.2%	60.3%	58.8%
% of FP17s for the same patient ID Re-attending between 3 & 9 months - Adults	677	1,187	57.0%	51.6%	53.5%	51.1%
% of FP17s for Band 1 Urgent Courses	186	1,902	9.8%	10.1%	9.1%	9.0%
% of FP17s Relating to Free Repair or Replacements	10	1,902	0.5%	0.8%	1.0%	0.8%
% of FP17s Relating to Continuations	5	1,902	0.3%	0.9%	1.0%	0.9%
% of Patients satisfied with the dentistry they have received	0	0	N/A	94.9%	93.6%	93.3%
% of Patients satisfied with the time they had to wait for an appointment	0	0	N/A	89.4%	89.8%	88.9%

* This is based on patients treated on this contract for their most recent course of treatment. Figures in italics indicate the base number of FP17s or Patient Questionnaire responses are less than 100. N/A is shown where the base number of responses is less than 10 during the period. % is calculated as Quantity/Base number*100

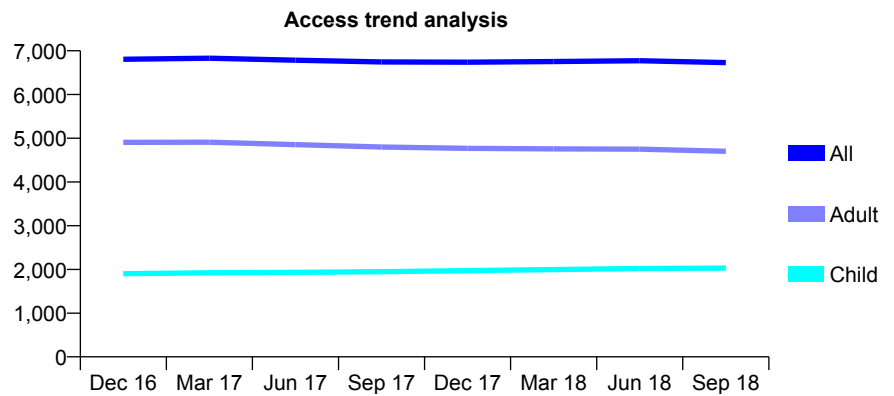
Q46 - Vital Signs At a Glance Contract Report for 138096/0001 - September 2018

Name or company name	Circle Dental Care Ltd
Contract type name	GDS Contract
Purpose of contract	General
Contract start date	01/08/2009
Contract end date	

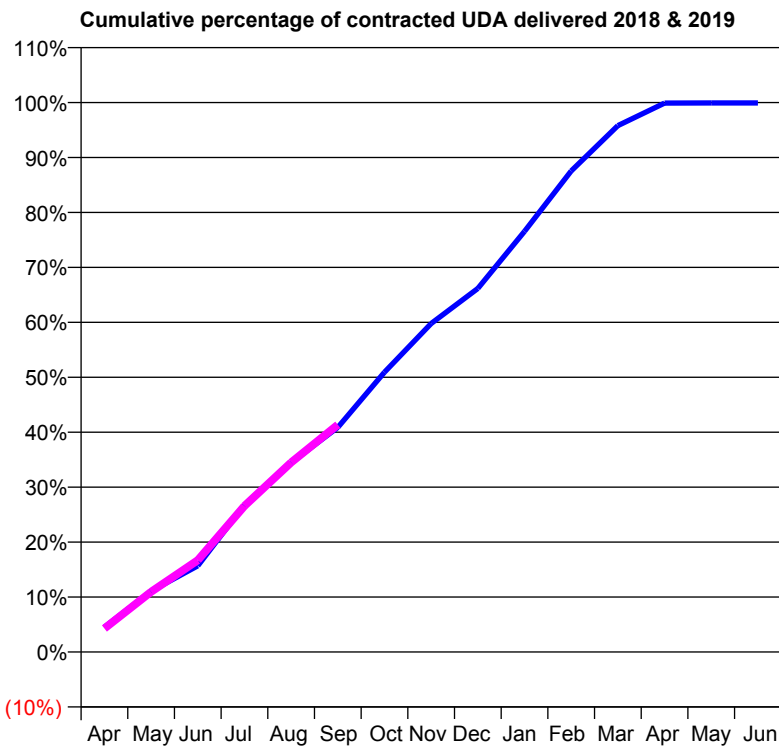
18/19 Contracted general activity (UDA)	20,000
Carry forward general activity (UDA)	0
18/19 Contracted orthodontic activity (UOA)	0
Carry forward orthodontic activity (UOA)	0
Baseline contract value	£489,143.85

ACCESS*

Patients seen in 24 months	Total	Change since previous quarter
Quarter ending September 2017	6,746	
Quarter ending December 2017	6,740	→
Quarter ending March 2018	6,754	→
Quarter ending June 2018	6,773	→
Quarter ending September 2018	6,731	→
Variance since September 2017	(0.2%)	→



ACTIVITY



Month	Adjusted Scheduled Activity (UDA)	
	2018	2019
April	906	858
May	2,217	2,193
June	3,137	3,340
July	5,351	5,316
August	6,890	6,900
September	8,174	8,274
October	10,183	
November	11,955	
December	13,231	
January	15,312	
February	17,510	
March	19,159	
April	19,979	
May	19,984	
June	19,985	

QUALITY

	Quantity	Base Number	Contract	AT	Region	England
% of FP17s for the same patient ID Re-attending within 3 months - Children	251	1,577	15.9%	12.0%	12.2%	11.6%
% of FP17s for the same patient ID Re-attending within 3 months - Adults	529	3,169	16.7%	16.0%	15.8%	15.5%
% of FP17s for the same patient ID Re-attending between 3 & 9 months - Children	921	1,577	58.4%	58.2%	60.3%	58.8%
% of FP17s for the same patient ID Re-attending between 3 & 9 months - Adults	1,736	3,169	54.8%	51.6%	53.5%	51.1%
% of FP17s for Band 1 Urgent Courses	323	3,727	8.7%	10.1%	9.1%	9.0%
% of FP17s Relating to Free Repair or Replacements	10	3,727	0.3%	0.8%	1.0%	0.8%
% of FP17s Relating to Continuations	5	3,727	0.1%	0.9%	1.0%	0.9%
% of Patients satisfied with the dentistry they have received	5	5	N/A	94.9%	93.6%	93.3%
% of Patients satisfied with the time they had to wait for an appointment	4	5	N/A	89.4%	89.8%	88.9%

* This is based on patients treated on this contract for their most recent course of treatment. Figures in italics indicate the base number of FP17s or Patient Questionnaire responses are less than 100. N/A is shown where the base number of responses is less than 10 during the period. % is calculated as Quantity/Base number*100

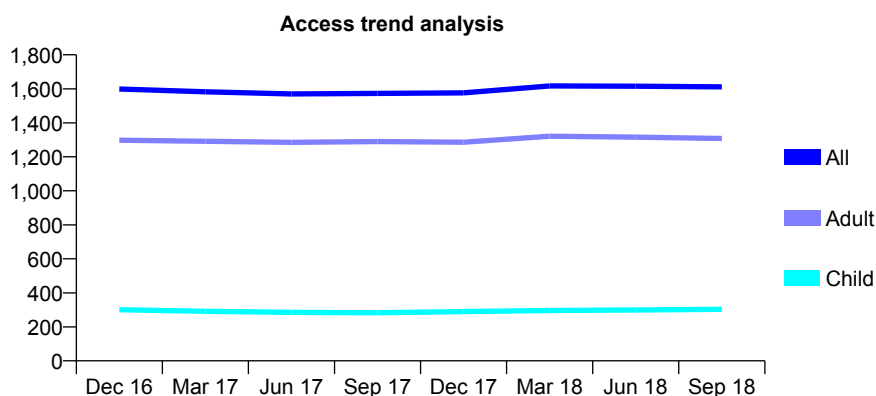
Q46 - Vital Signs At a Glance Contract Report for 138800/0001 - September 2018

Name or company name	207 Dental Care
Contract type name	GDS Contract
Purpose of contract	General
Contract start date	01/05/2013
Contract end date	

18/19 Contracted general activity (UDA)	4,568
Carry forward general activity (UDA)	0
18/19 Contracted orthodontic activity (UOA)	0
Carry forward orthodontic activity (UOA)	0
Baseline contract value	£114,636.28

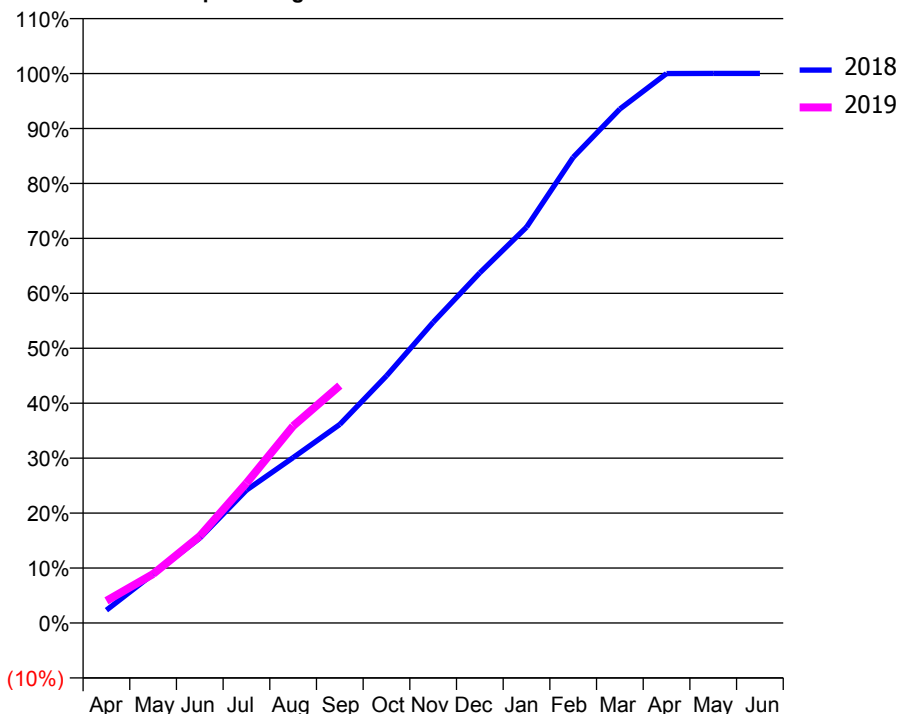
ACCESS*

Patients seen in 24 months	Total	Change since previous quarter
Quarter ending September 2017	1,573	
Quarter ending December 2017	1,576	→
Quarter ending March 2018	1,617	↑
Quarter ending June 2018	1,615	→
Quarter ending September 2018	1,611	→
Variance since September 2017	2.4%	↑



ACTIVITY

Cumulative percentage of contracted UDA delivered 2018 & 2019



Month	Adjusted Scheduled Activity (UDA)	
	2018	2019
April	107	185
May	408	408
June	706	722
July	1,104	1,163
August	1,375	1,637
September	1,651	1,974
October	2,055	
November	2,501	
December	2,912	
January	3,290	
February	3,871	
March	4,273	
April	4,567	
May	4,568	
June	4,568	

QUALITY

	Quantity	Base Number	Contract	AT	Region	England
% of FP17s for the same patient ID Re-attending within 3 months - Children	14	264	5.3%	12.0%	12.2%	11.6%
% of FP17s for the same patient ID Re-attending within 3 months - Adults	144	968	14.9%	16.0%	15.8%	15.5%
% of FP17s for the same patient ID Re-attending between 3 & 9 months - Children	188	264	71.2%	58.2%	60.3%	58.8%
% of FP17s for the same patient ID Re-attending between 3 & 9 months - Adults	561	968	58.0%	51.6%	53.5%	51.1%
% of FP17s for Band 1 Urgent Courses	105	1,116	9.4%	10.1%	9.1%	9.0%
% of FP17s Relating to Free Repair or Replacements	3	1,116	0.3%	0.8%	1.0%	0.8%
% of FP17s Relating to Continuations	10	1,116	0.9%	0.9%	1.0%	0.9%
% of Patients satisfied with the dentistry they have received	1	1	N/A	94.9%	93.6%	93.3%
% of Patients satisfied with the time they had to wait for an appointment	1	1	N/A	89.4%	89.8%	88.9%

* This is based on patients treated on this contract for their most recent course of treatment. Figures in italics indicate the base number of FP17s or Patient Questionnaire responses are less than 100. N/A is shown where the base number of responses is less than 10 during the period. % is calculated as Quantity/Base number*100

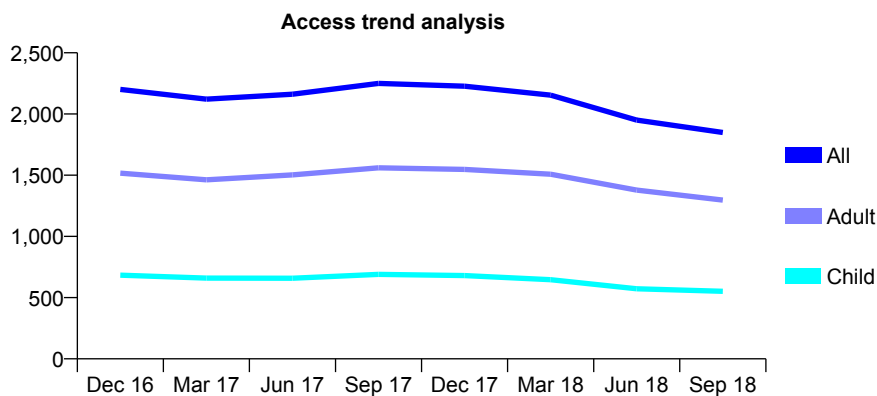
Q46 - Vital Signs At a Glance Contract Report for 138959/0001 - September 2018

Name or company name	Middleton Dental Care
Contract type name	GDS Contract
Purpose of contract	General
Contract start date	06/07/2012
Contract end date	

18/19 Contracted general activity (UDA)	7,330
Carry forward general activity (UDA)	0
18/19 Contracted orthodontic activity (UOA)	0
Carry forward orthodontic activity (UOA)	0
Baseline contract value	£183,250.90

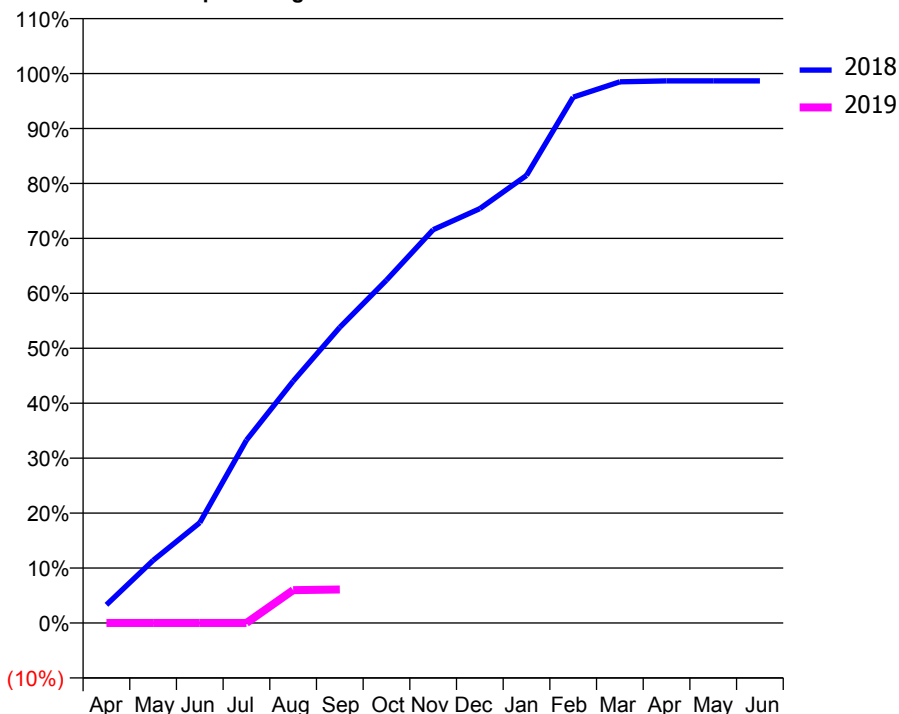
ACCESS*

Patients seen in 24 months	Total	Change since previous quarter
Quarter ending September 2017	2,250	
Quarter ending December 2017	2,227	↓
Quarter ending March 2018	2,154	↓
Quarter ending June 2018	1,950	↓
Quarter ending September 2018	1,849	↓
Variance since September 2017	(17.8%)	↓



ACTIVITY

Cumulative percentage of contracted UDA delivered 2018 & 2019



Month	Adjusted Scheduled Activity (UDA)	
	2018	2019
April	242	0
May	835	0
June	1,339	0
July	2,440	0
August	3,225	438
September	3,944	447
October	4,575	
November	5,247	
December	5,528	
January	5,970	
February	7,015	
March	7,219	
April	7,232	
May	7,232	
June	7,232	

QUALITY

	Quantity	Base Number	Contract	AT	Region	England
% of FP17s for the same patient ID Re-attending within 3 months - Children	0	82	0.0%	12.0%	12.2%	11.6%
% of FP17s for the same patient ID Re-attending within 3 months - Adults	11	183	6.0%	16.0%	15.8%	15.5%
% of FP17s for the same patient ID Re-attending between 3 & 9 months - Children	35	82	42.7%	58.2%	60.3%	58.8%
% of FP17s for the same patient ID Re-attending between 3 & 9 months - Adults	86	183	47.0%	51.6%	53.5%	51.1%
% of FP17s for Band 1 Urgent Courses	30	263	11.4%	10.1%	9.1%	9.0%
% of FP17s Relating to Free Repair or Replacements	3	263	1.1%	0.8%	1.0%	0.8%
% of FP17s Relating to Continuations	0	263	0.0%	0.9%	1.0%	0.9%
% of Patients satisfied with the dentistry they have received	0	0	N/A	94.9%	93.6%	93.3%
% of Patients satisfied with the time they had to wait for an appointment	0	0	N/A	89.4%	89.8%	88.9%

* This is based on patients treated on this contract for their most recent course of treatment. Figures in italics indicate the base number of FP17s or Patient Questionnaire responses are less than 100. N/A is shown where the base number of responses is less than 10 during the period. % is calculated as Quantity/Base number*100

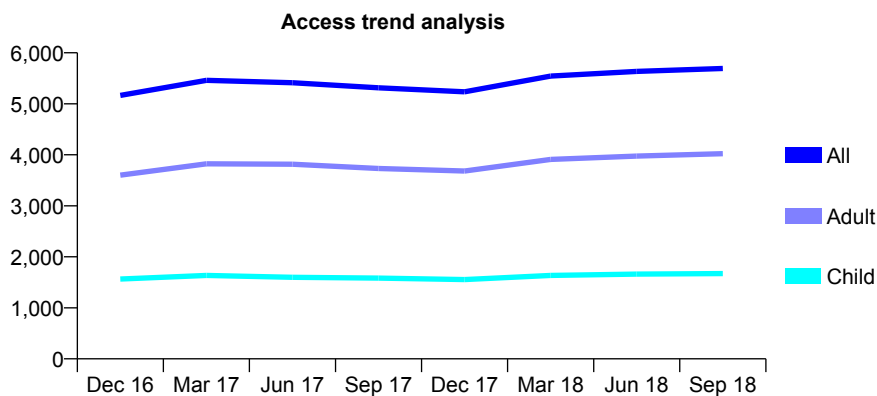
Q46 - Vital Signs At a Glance Contract Report for 138967/0001 - September 2018

Name or company name	Park House Springhead
Contract type name	GDS Contract
Purpose of contract	General
Contract start date	01/04/2010
Contract end date	

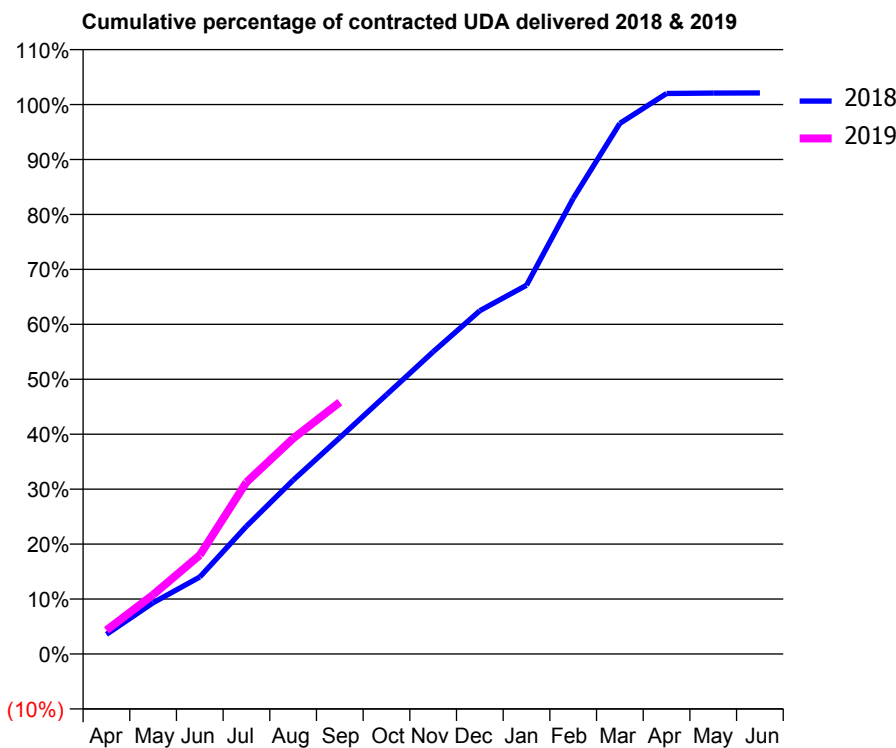
18/19 Contracted general activity (UDA)	15,429
Carry forward general activity (UDA)	0
18/19 Contracted orthodontic activity (UOA)	0
Carry forward orthodontic activity (UOA)	0
Baseline contract value	£418,406.12

ACCESS*

Patients seen in 24 months	Total	Change since previous quarter
Quarter ending September 2017	5,313	
Quarter ending December 2017	5,235	↓
Quarter ending March 2018	5,544	↑
Quarter ending June 2018	5,636	→
Quarter ending September 2018	5,692	→
Variance since September 2017	7.1%	↑



ACTIVITY



Month	Adjusted Scheduled Activity (UDA)	
	2018	2019
April	551	669
May	1,440	1,664
June	2,162	2,778
July	3,589	4,826
August	4,879	6,054
September	6,075	7,070
October	7,282	
November	8,485	
December	9,641	
January	10,356	
February	12,792	
March	14,899	
April	15,738	
May	15,750	
June	15,752	

QUALITY

	Quantity	Base Number	Contract	AT	Region	England
% of FP17s for the same patient ID Re-attending within 3 months - Children	98	1,225	8.0%	12.0%	12.2%	11.6%
% of FP17s for the same patient ID Re-attending within 3 months - Adults	414	2,789	14.8%	16.0%	15.8%	15.5%
% of FP17s for the same patient ID Re-attending between 3 & 9 months - Children	704	1,225	57.5%	58.2%	60.3%	58.8%
% of FP17s for the same patient ID Re-attending between 3 & 9 months - Adults	1,398	2,789	50.1%	51.6%	53.5%	51.1%
% of FP17s for Band 1 Urgent Courses	417	3,617	11.5%	10.1%	9.1%	9.0%
% of FP17s Relating to Free Repair or Replacements	24	3,617	0.7%	0.8%	1.0%	0.8%
% of FP17s Relating to Continuations	40	3,617	1.1%	0.9%	1.0%	0.9%
% of Patients satisfied with the dentistry they have received	1	1	N/A	94.9%	93.6%	93.3%
% of Patients satisfied with the time they had to wait for an appointment	1	1	N/A	89.4%	89.8%	88.9%

* This is based on patients treated on this contract for their most recent course of treatment. Figures in italics indicate the base number of FP17s or Patient Questionnaire responses are less than 100. N/A is shown where the base number of responses is less than 10 during the period. % is calculated as Quantity/Base number*100

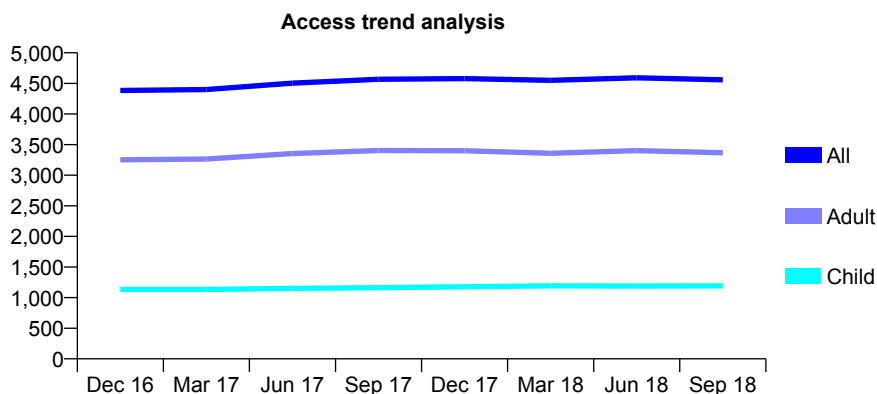
Q46 - Vital Signs At a Glance Contract Report for 139114/0001 - September 2018

Name or company name	The Ivy Dental Practice Ltd
Contract type name	Pilot Contract
Purpose of contract	General
Contract start date	01/04/2010
Contract end date	

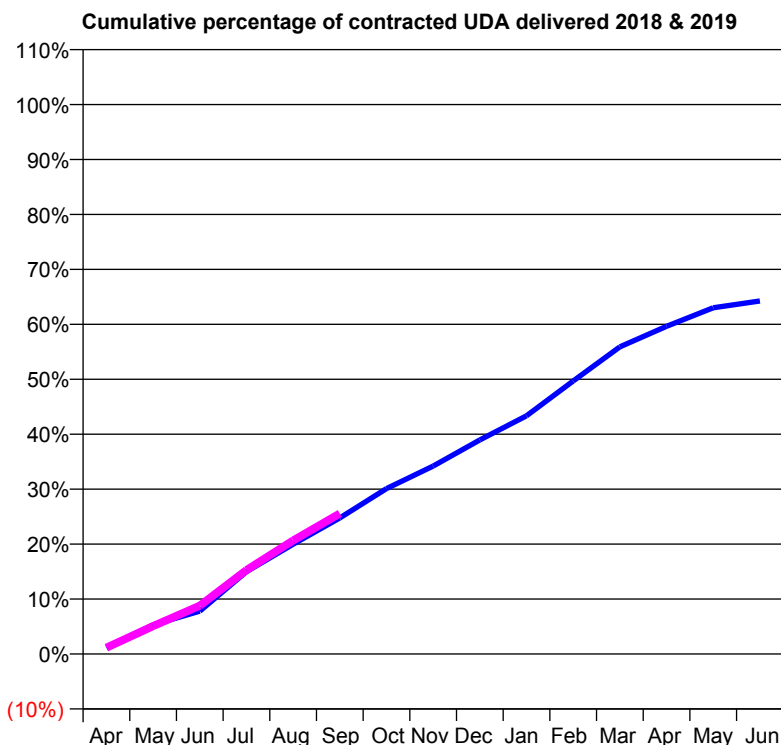
18/19 Contracted general activity (UDA)	18,100
Carry forward general activity (UDA)	0
18/19 Contracted orthodontic activity (UOA)	0
Carry forward orthodontic activity (UOA)	0
Baseline contract value	£619,273.18

ACCESS*

Patients seen in 24 months	Total	Change since previous quarter
Quarter ending September 2017	4,568	
Quarter ending December 2017	4,578	→
Quarter ending March 2018	4,551	→
Quarter ending June 2018	4,591	→
Quarter ending September 2018	4,559	→
Variance since September 2017	(0.2%)	→



ACTIVITY



Month	Adjusted Scheduled Activity (UDA)	
	2018	2019
April	202	210
May	959	920
June	1,411	1,592
July	2,711	2,764
August	3,617	3,739
September	4,481	4,626
October	5,450	
November	6,190	
December	7,053	
January	7,846	
February	8,992	
March	10,119	
April	10,794	
May	11,404	
June	11,629	

QUALITY

	Quantity	Base Number	Contract	AT	Region	England
% of FP17s for the same patient ID Re-attending within 3 months - Children	84	843	10.0%	12.0%	12.2%	11.6%
% of FP17s for the same patient ID Re-attending within 3 months - Adults	315	2,006	15.7%	16.0%	15.8%	15.5%
% of FP17s for the same patient ID Re-attending between 3 & 9 months - Children	470	843	55.8%	58.2%	60.3%	58.8%
% of FP17s for the same patient ID Re-attending between 3 & 9 months - Adults	804	2,006	40.1%	51.6%	53.5%	51.1%
% of FP17s for Band 1 Urgent Courses	42	2,407	1.7%	10.1%	9.1%	9.0%
% of FP17s Relating to Free Repair or Replacements	45	2,407	1.9%	0.8%	1.0%	0.8%
% of FP17s Relating to Continuations	71	2,407	2.9%	0.9%	1.0%	0.9%
% of Patients satisfied with the dentistry they have received	0	0	N/A	94.9%	93.6%	93.3%
% of Patients satisfied with the time they had to wait for an appointment	0	0	N/A	89.4%	89.8%	88.9%

* This is based on patients treated on this contract for their most recent course of treatment. Figures in italics indicate the base number of FP17s or Patient Questionnaire responses are less than 100. N/A is shown where the base number of responses is less than 10 during the period. % is calculated as Quantity/Base number*100

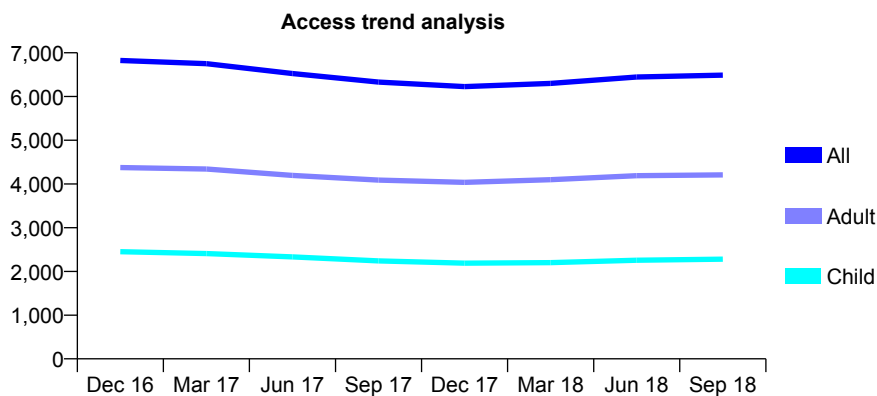
Q46 - Vital Signs At a Glance Contract Report for 139521/0001 - September 2018

Name or company name	JF Scott Dental Surgeon Partnership
Contract type name	GDS Contract
Purpose of contract	General
Contract start date	31/12/2010
Contract end date	

18/19 Contracted general activity (UDA)	25,437
Carry forward general activity (UDA)	0
18/19 Contracted orthodontic activity (UOA)	0
Carry forward orthodontic activity (UOA)	0
Baseline contract value	£695,379.79

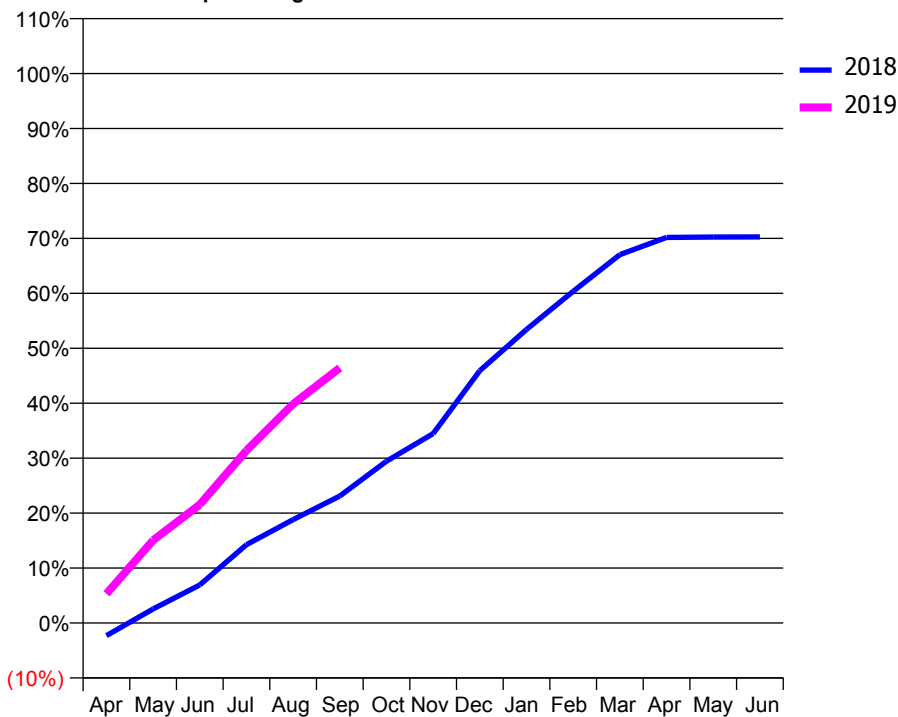
ACCESS*

Patients seen in 24 months	Total	Change since previous quarter
Quarter ending September 2017	6,329	
Quarter ending December 2017	6,226	↓
Quarter ending March 2018	6,300	→
Quarter ending June 2018	6,447	↑
Quarter ending September 2018	6,488	→
Variance since September 2017	2.5%	↑



ACTIVITY

Cumulative percentage of contracted UDA delivered 2018 & 2019



Month	Adjusted Scheduled Activity (UDA)	
	2018	2019
April	-590	1,353
May	649	3,830
June	1,764	5,482
July	3,624	7,987
August	4,786	10,140
September	5,879	11,814
October	7,489	
November	8,768	
December	11,684	
January	13,591	
February	15,357	
March	17,052	
April	17,849	
May	17,865	
June	17,873	

QUALITY

	Quantity	Base Number	Contract	AT	Region	England
% of FP17s for the same patient ID Re-attending within 3 months - Children	147	2,071	7.1%	12.0%	12.2%	11.6%
% of FP17s for the same patient ID Re-attending within 3 months - Adults	546	3,505	15.6%	16.0%	15.8%	15.5%
% of FP17s for the same patient ID Re-attending between 3 & 9 months - Children	1,288	2,071	62.2%	58.2%	60.3%	58.8%
% of FP17s for the same patient ID Re-attending between 3 & 9 months - Adults	1,998	3,505	57.0%	51.6%	53.5%	51.1%
% of FP17s for Band 1 Urgent Courses	483	5,186	9.3%	10.1%	9.1%	9.0%
% of FP17s Relating to Free Repair or Replacements	30	5,186	0.6%	0.8%	1.0%	0.8%
% of FP17s Relating to Continuations	41	5,186	0.8%	0.9%	1.0%	0.9%
% of Patients satisfied with the dentistry they have received	0	0	N/A	94.9%	93.6%	93.3%
% of Patients satisfied with the time they had to wait for an appointment	0	0	N/A	89.4%	89.8%	88.9%

* This is based on patients treated on this contract for their most recent course of treatment. Figures in italics indicate the base number of FP17s or Patient Questionnaire responses are less than 100. N/A is shown where the base number of responses is less than 10 during the period. % is calculated as Quantity/Base number*100

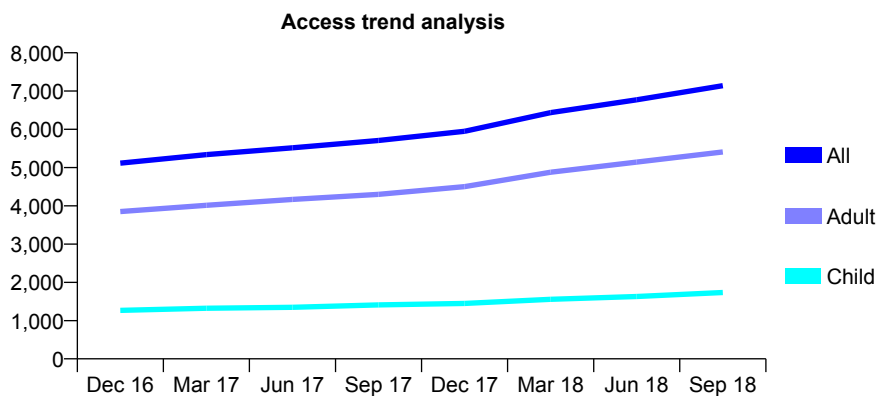
Q46 - Vital Signs At a Glance Contract Report for 139947/0001 - September 2018

Name or company name	Mr K Hanji
Contract type name	GDS Contract
Purpose of contract	General
Contract start date	01/04/2010
Contract end date	

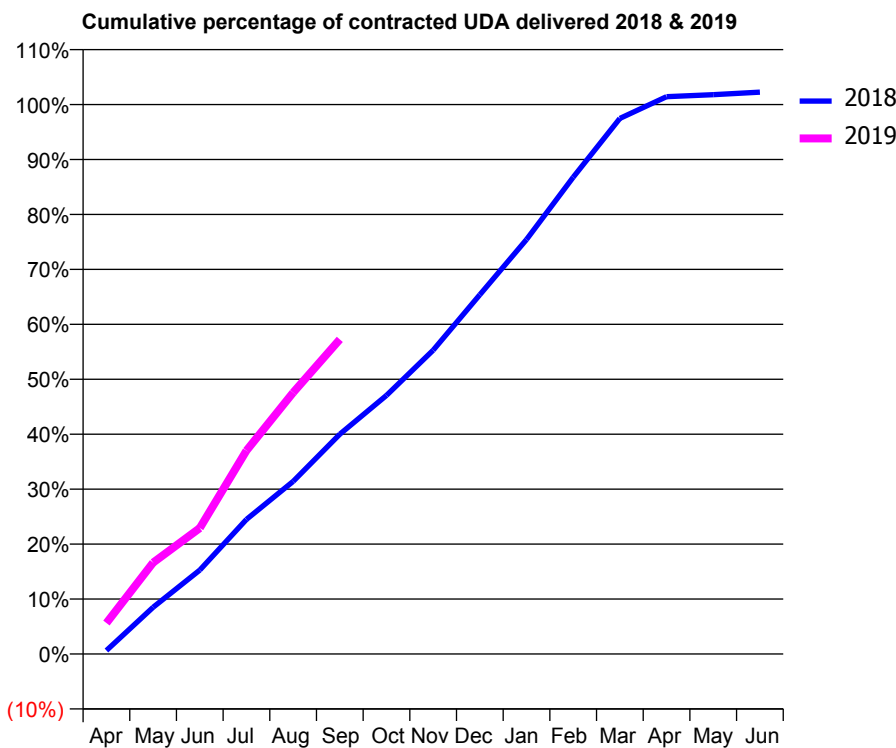
18/19 Contracted general activity (UDA)	21,839
Carry forward general activity (UDA)	0
18/19 Contracted orthodontic activity (UOA)	0
Carry forward orthodontic activity (UOA)	0
Baseline contract value	£752,646.58

ACCESS*

Patients seen in 24 months	Total	Change since previous quarter
Quarter ending September 2017	5,708	
Quarter ending December 2017	5,950	↑
Quarter ending March 2018	6,435	↑
Quarter ending June 2018	6,771	↑
Quarter ending September 2018	7,142	↑
Variance since September 2017	25.1%	↑



ACTIVITY



Month	Adjusted Scheduled Activity (UDA)	
	2018	2019
April	140	1,233
May	1,860	3,634
June	3,336	5,007
July	5,348	8,085
August	6,860	10,392
September	8,737	12,505
October	10,277	
November	12,073	
December	14,279	
January	16,474	
February	18,950	
March	21,287	
April	22,152	
May	22,228	
June	22,330	

QUALITY

	Quantity	Base Number	Contract	AT	Region	England
% of FP17s for the same patient ID Re-attending within 3 months - Children	176	1,534	11.5%	12.0%	12.2%	11.6%
% of FP17s for the same patient ID Re-attending within 3 months - Adults	847	4,178	20.3%	16.0%	15.8%	15.5%
% of FP17s for the same patient ID Re-attending between 3 & 9 months - Children	716	1,534	46.7%	58.2%	60.3%	58.8%
% of FP17s for the same patient ID Re-attending between 3 & 9 months - Adults	1,750	4,178	41.9%	51.6%	53.5%	51.1%
% of FP17s for Band 1 Urgent Courses	665	5,216	12.7%	10.1%	9.1%	9.0%
% of FP17s Relating to Free Repair or Replacements	32	5,216	0.6%	0.8%	1.0%	0.8%
% of FP17s Relating to Continuations	22	5,216	0.4%	0.9%	1.0%	0.9%
% of Patients satisfied with the dentistry they have received	3	3	N/A	94.9%	93.6%	93.3%
% of Patients satisfied with the time they had to wait for an appointment	3	3	N/A	89.4%	89.8%	88.9%

* This is based on patients treated on this contract for their most recent course of treatment. Figures in italics indicate the base number of FP17s or Patient Questionnaire responses are less than 100. N/A is shown where the base number of responses is less than 10 during the period. % is calculated as Quantity/Base number*100

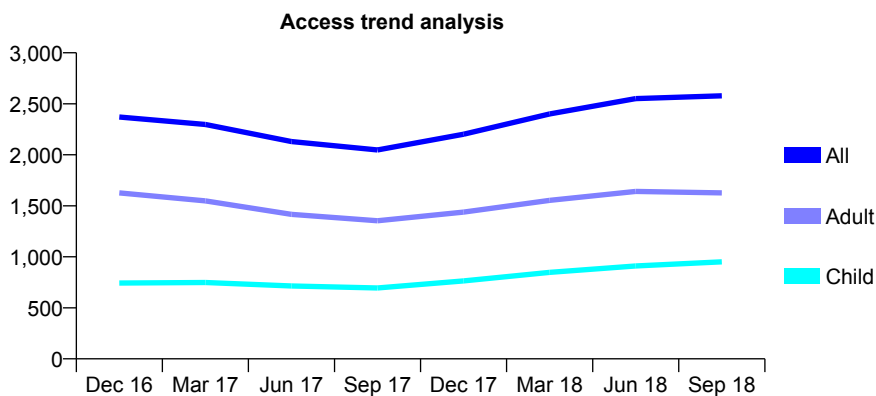
Q46 - Vital Signs At a Glance Contract Report for 140511/0001 - September 2018

Name or company name	Landridge Dental Surgery
Contract type name	GDS Contract
Purpose of contract	General
Contract start date	01/03/2009
Contract end date	

18/19 Contracted general activity (UDA)	6,699
Carry forward general activity (UDA)	0
18/19 Contracted orthodontic activity (UOA)	0
Carry forward orthodontic activity (UOA)	0
Baseline contract value	£199,452.34

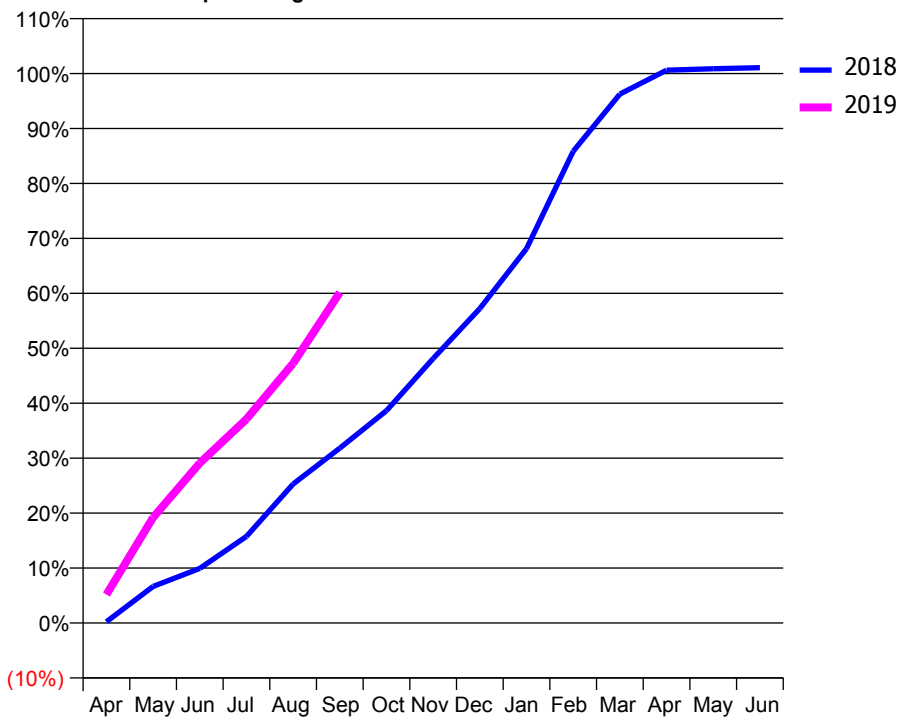
ACCESS*

Patients seen in 24 months	Total	Change since previous quarter
Quarter ending September 2017	2,048	
Quarter ending December 2017	2,202	↑
Quarter ending March 2018	2,401	↑
Quarter ending June 2018	2,551	↑
Quarter ending September 2018	2,578	→
Variance since September 2017	25.9%	↑



ACTIVITY

Cumulative percentage of contracted UDA delivered 2018 & 2019



Month	Adjusted Scheduled Activity (UDA)	
	2018	2019
April	15	347
May	446	1,287
June	665	1,950
July	1,056	2,486
August	1,695	3,165
September	2,132	4,030
October	2,589	
November	3,225	
December	3,834	
January	4,565	
February	5,751	
March	6,448	
April	6,740	
May	6,757	
June	6,770	

QUALITY

	Quantity	Base Number	Contract	AT	Region	England
% of FP17s for the same patient ID Re-attending within 3 months - Children	57	738	7.7%	12.0%	12.2%	11.6%
% of FP17s for the same patient ID Re-attending within 3 months - Adults	242	1,272	19.0%	16.0%	15.8%	15.5%
% of FP17s for the same patient ID Re-attending between 3 & 9 months - Children	380	738	51.5%	58.2%	60.3%	58.8%
% of FP17s for the same patient ID Re-attending between 3 & 9 months - Adults	534	1,272	42.0%	51.6%	53.5%	51.1%
% of FP17s for Band 1 Urgent Courses	279	1,877	14.9%	10.1%	9.1%	9.0%
% of FP17s Relating to Free Repair or Replacements	28	1,877	1.5%	0.8%	1.0%	0.8%
% of FP17s Relating to Continuations	13	1,877	0.7%	0.9%	1.0%	0.9%
% of Patients satisfied with the dentistry they have received	0	0	N/A	94.9%	93.6%	93.3%
% of Patients satisfied with the time they had to wait for an appointment	0	0	N/A	89.4%	89.8%	88.9%

* This is based on patients treated on this contract for their most recent course of treatment. Figures in italics indicate the base number of FP17s or Patient Questionnaire responses are less than 100. N/A is shown where the base number of responses is less than 10 during the period. % is calculated as Quantity/Base number*100

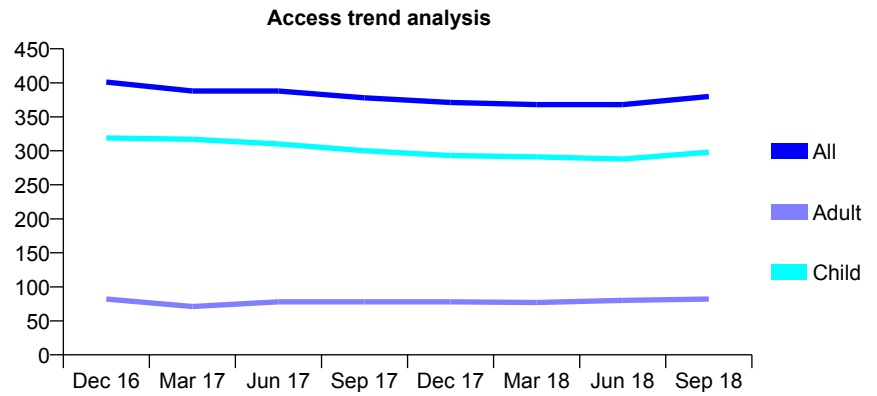
Q46 - Vital Signs At a Glance Contract Report for 141925/0001 - September 2018

Name or company name	MR MA BROWN
Contract type name	GDS Contract
Purpose of contract	General
Contract start date	01/11/2013
Contract end date	

18/19 Contracted general activity (UDA)	875
Carry forward general activity (UDA)	0
18/19 Contracted orthodontic activity (UOA)	0
Carry forward orthodontic activity (UOA)	0
Baseline contract value	£20,187.36

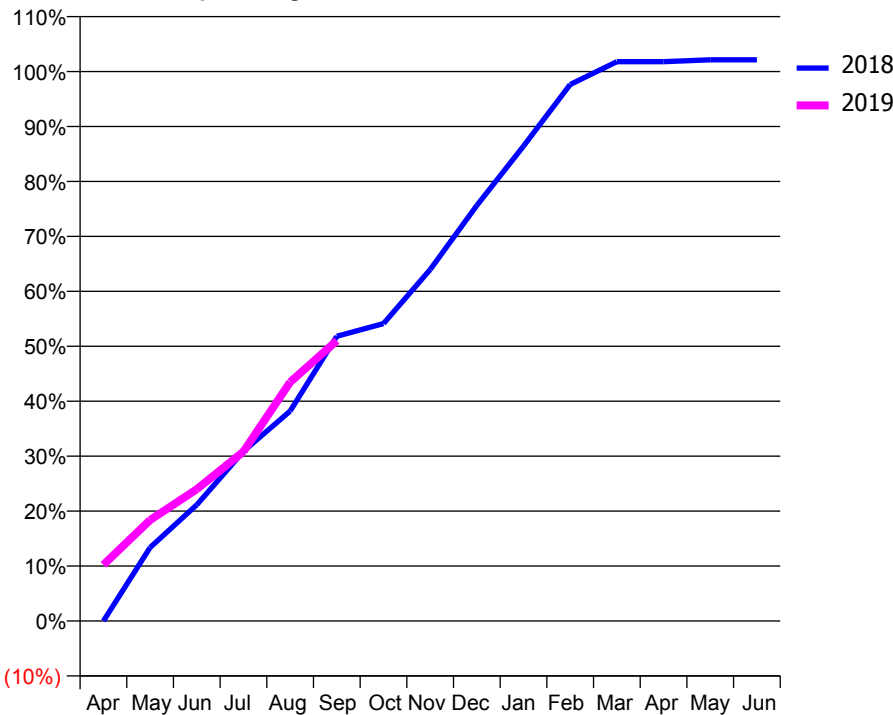
ACCESS*

Patients seen in 24 months	Total	Change since previous quarter
Quarter ending September 2017	378	
Quarter ending December 2017	371	↓
Quarter ending March 2018	368	→
Quarter ending June 2018	368	→
Quarter ending September 2018	380	↑
Variance since September 2017	0.5%	→



ACTIVITY

Cumulative percentage of contracted UDA delivered 2018 & 2019



Month	Adjusted Scheduled Activity (UDA)	
	2018	2019
April	0	89
May	117	161
June	185	210
July	270	270
August	334	380
September	453	446
October	474	
November	560	
December	662	
January	756	
February	854	
March	891	
April	891	
May	894	
June	894	

QUALITY

	Quantity	Base Number	Contract	AT	Region	England
% of FP17s for the same patient ID Re-attending within 3 months - Children	28	327	8.6%	12.0%	12.2%	11.6%
% of FP17s for the same patient ID Re-attending within 3 months - Adults	7	50	14.0%	16.0%	15.8%	15.5%
% of FP17s for the same patient ID Re-attending between 3 & 9 months - Children	236	327	72.2%	58.2%	60.3%	58.8%
% of FP17s for the same patient ID Re-attending between 3 & 9 months - Adults	31	50	62.0%	51.6%	53.5%	51.1%
% of FP17s for Band 1 Urgent Courses	7	375	1.9%	10.1%	9.1%	9.0%
% of FP17s Relating to Free Repair or Replacements	0	375	0.0%	0.8%	1.0%	0.8%
% of FP17s Relating to Continuations	0	375	0.0%	0.9%	1.0%	0.9%
% of Patients satisfied with the dentistry they have received	0	0	N/A	94.9%	93.6%	93.3%
% of Patients satisfied with the time they had to wait for an appointment	0	0	N/A	89.4%	89.8%	88.9%

* This is based on patients treated on this contract for their most recent course of treatment. Figures in italics indicate the base number of FP17s or Patient Questionnaire responses are less than 100. N/A is shown where the base number of responses is less than 10 during the period. % is calculated as Quantity/Base number*100

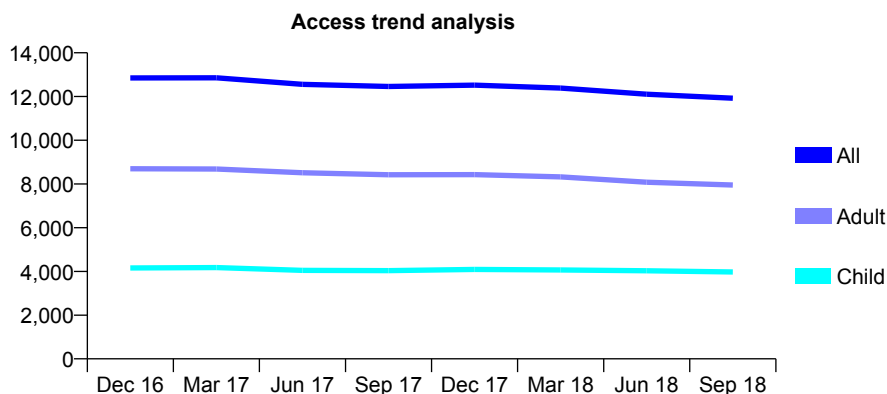
Q46 - Vital Signs At a Glance Contract Report for 141941/0001 - September 2018

Name or company name	Highfield Dental Practice Ltd
Contract type name	GDS Contract
Purpose of contract	General
Contract start date	01/04/2011
Contract end date	

18/19 Contracted general activity (UDA)	36,596
Carry forward general activity (UDA)	0
18/19 Contracted orthodontic activity (UOA)	0
Carry forward orthodontic activity (UOA)	0
Baseline contract value	£1,008,196.58

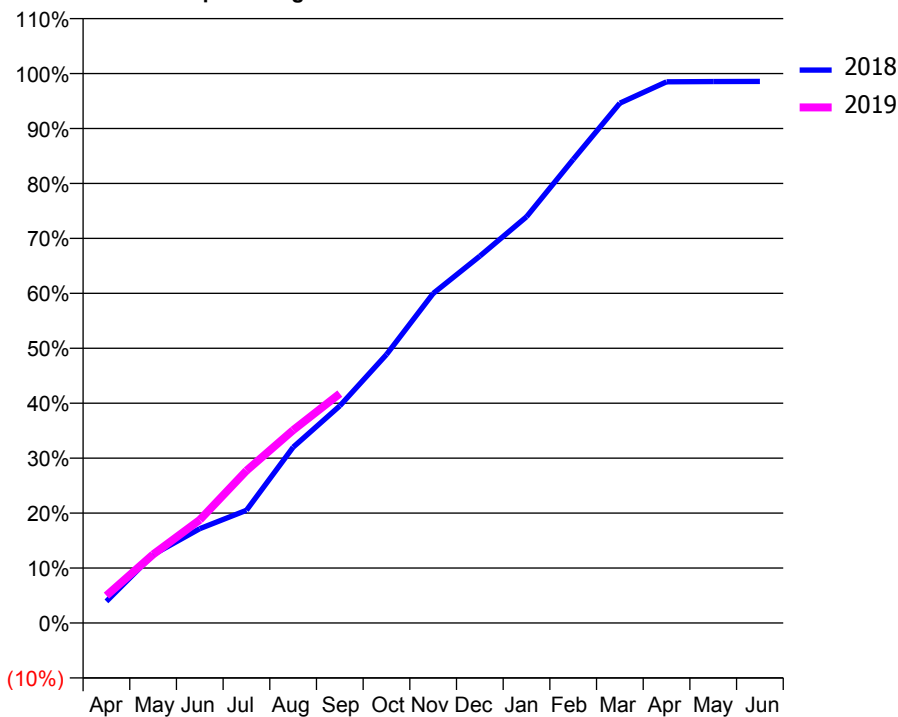
ACCESS*

Patients seen in 24 months	Total	Change since previous quarter
Quarter ending September 2017	12,461	
Quarter ending December 2017	12,519	→
Quarter ending March 2018	12,384	↓
Quarter ending June 2018	12,108	↓
Quarter ending September 2018	11,923	↓
Variance since September 2017	(4.3%)	↓



ACTIVITY

Cumulative percentage of contracted UDA delivered 2018 & 2019



Month	Adjusted Scheduled Activity (UDA)	
	2018	2019
April	1,446	1,821
May	4,555	4,567
June	6,287	6,865
July	7,507	10,142
August	11,706	12,842
September	14,462	15,281
October	17,879	
November	21,944	
December	24,437	
January	27,056	
February	30,870	
March	34,624	
April	36,039	
May	36,061	
June	36,068	

QUALITY

	Quantity	Base Number	Contract	AT	Region	England
% of FP17s for the same patient ID Re-attending within 3 months - Children	309	3,203	9.6%	12.0%	12.2%	11.6%
% of FP17s for the same patient ID Re-attending within 3 months - Adults	946	6,158	15.4%	16.0%	15.8%	15.5%
% of FP17s for the same patient ID Re-attending between 3 & 9 months - Children	2,156	3,203	67.3%	58.2%	60.3%	58.8%
% of FP17s for the same patient ID Re-attending between 3 & 9 months - Adults	4,267	6,158	69.3%	51.6%	53.5%	51.1%
% of FP17s for Band 1 Urgent Courses	575	8,601	6.7%	10.1%	9.1%	9.0%
% of FP17s Relating to Free Repair or Replacements	114	8,601	1.3%	0.8%	1.0%	0.8%
% of FP17s Relating to Continuations	49	8,601	0.6%	0.9%	1.0%	0.9%
% of Patients satisfied with the dentistry they have received	0	0	N/A	94.9%	93.6%	93.3%
% of Patients satisfied with the time they had to wait for an appointment	0	0	N/A	89.4%	89.8%	88.9%

* This is based on patients treated on this contract for their most recent course of treatment. Figures in italics indicate the base number of FP17s or Patient Questionnaire responses are less than 100. N/A is shown where the base number of responses is less than 10 during the period. % is calculated as Quantity/Base number*100

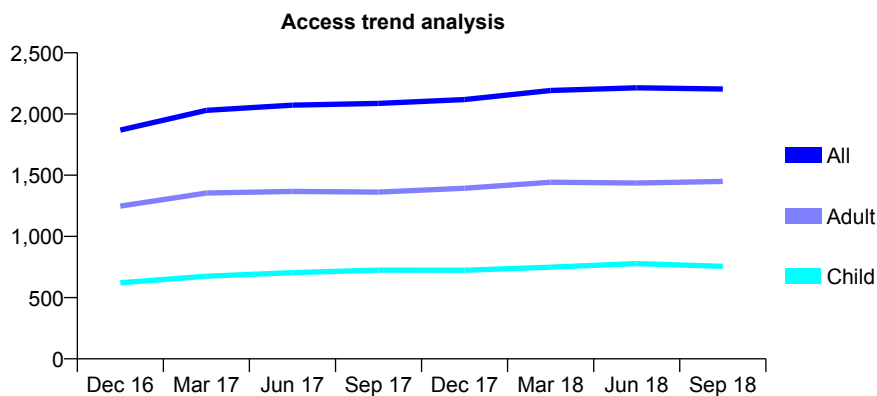
Q46 - Vital Signs At a Glance Contract Report for 145181/0001 - September 2018

Name or company name	MR MO MALIK
Contract type name	GDS Contract
Purpose of contract	General
Contract start date	01/01/2013
Contract end date	

18/19 Contracted general activity (UDA)	6,345
Carry forward general activity (UDA)	0
18/19 Contracted orthodontic activity (UOA)	0
Carry forward orthodontic activity (UOA)	0
Baseline contract value	£158,643.55

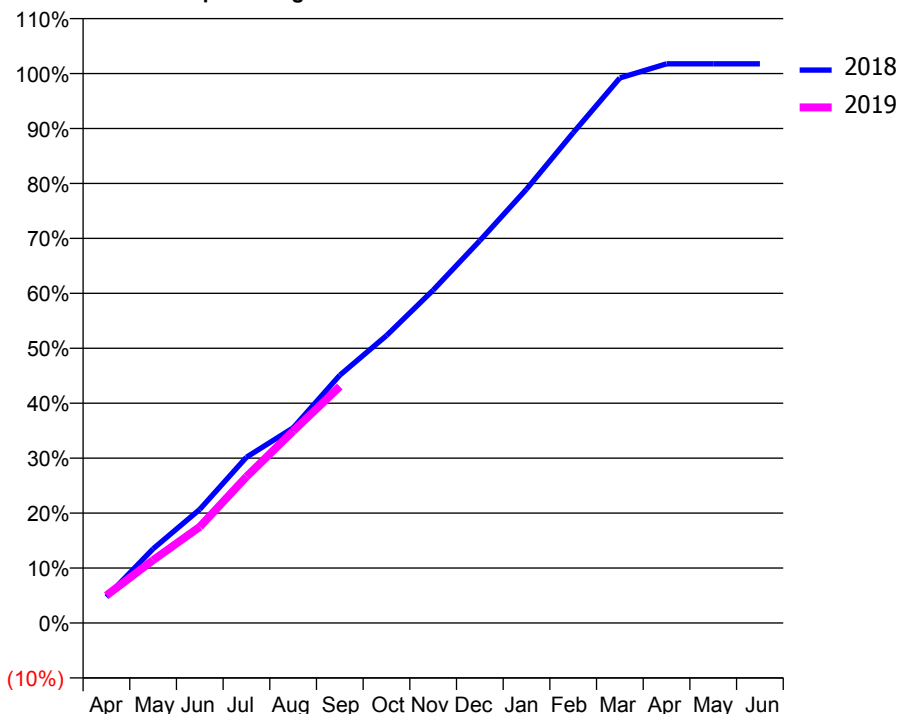
ACCESS*

Patients seen in 24 months	Total	Change since previous quarter
Quarter ending September 2017	2,087	
Quarter ending December 2017	2,118	→
Quarter ending March 2018	2,192	↑
Quarter ending June 2018	2,214	→
Quarter ending September 2018	2,204	→
Variance since September 2017	5.6%	↑



ACTIVITY

Cumulative percentage of contracted UDA delivered 2018 & 2019



Month	Adjusted Scheduled Activity (UDA)	
	2018	2019
April	301	318
May	857	726
June	1,313	1,111
July	1,915	1,690
August	2,254	2,216
September	2,862	2,731
October	3,319	
November	3,844	
December	4,415	
January	5,009	
February	5,662	
March	6,294	
April	6,457	
May	6,457	
June	6,457	

QUALITY

	Quantity	Base Number	Contract	AT	Region	England
% of FP17s for the same patient ID Re-attending within 3 months - Children	11	390	2.8%	12.0%	12.2%	11.6%
% of FP17s for the same patient ID Re-attending within 3 months - Adults	50	653	7.7%	16.0%	15.8%	15.5%
% of FP17s for the same patient ID Re-attending between 3 & 9 months - Children	127	390	32.6%	58.2%	60.3%	58.8%
% of FP17s for the same patient ID Re-attending between 3 & 9 months - Adults	209	653	32.0%	51.6%	53.5%	51.1%
% of FP17s for Band 1 Urgent Courses	150	989	15.2%	10.1%	9.1%	9.0%
% of FP17s Relating to Free Repair or Replacements	0	989	0.0%	0.8%	1.0%	0.8%
% of FP17s Relating to Continuations	0	989	0.0%	0.9%	1.0%	0.9%
% of Patients satisfied with the dentistry they have received	1	1	N/A	94.9%	93.6%	93.3%
% of Patients satisfied with the time they had to wait for an appointment	1	1	N/A	89.4%	89.8%	88.9%

* This is based on patients treated on this contract for their most recent course of treatment. Figures in italics indicate the base number of FP17s or Patient Questionnaire responses are less than 100. N/A is shown where the base number of responses is less than 10 during the period. % is calculated as Quantity/Base number*100

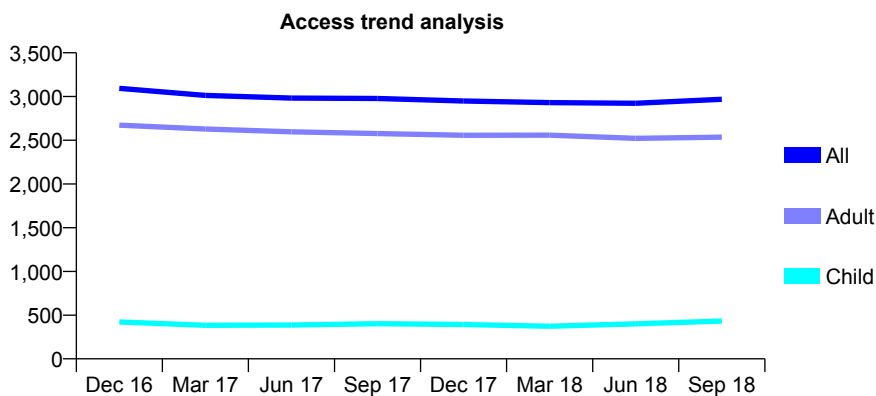
Q46 - Vital Signs At a Glance Contract Report for 145424/0001 - September 2018

Name or company name	Goose Green Dental Practice
Contract type name	GDS Contract
Purpose of contract	General
Contract start date	24/07/2013
Contract end date	

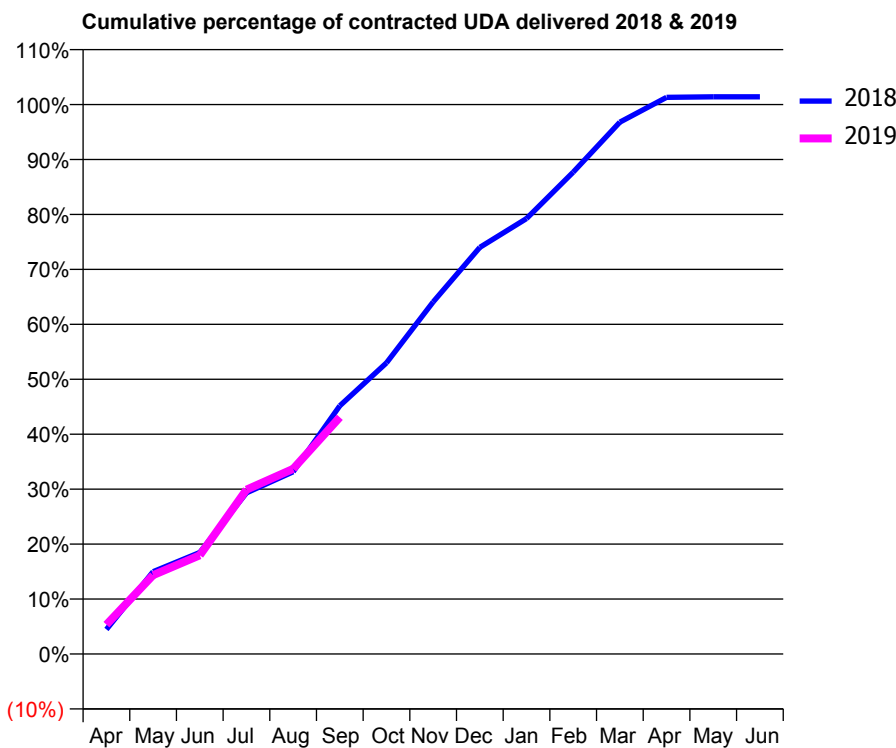
18/19 Contracted general activity (UDA)	8,214
Carry forward general activity (UDA)	0
18/19 Contracted orthodontic activity (UOA)	0
Carry forward orthodontic activity (UOA)	0
Baseline contract value	£203,098.97

ACCESS*

Patients seen in 24 months	Total	Change since previous quarter
Quarter ending September 2017	2,978	
Quarter ending December 2017	2,949	→
Quarter ending March 2018	2,931	→
Quarter ending June 2018	2,923	→
Quarter ending September 2018	2,969	→
Variance since September 2017	(0.3%)	→



ACTIVITY



Month	Adjusted Scheduled Activity (UDA)	
	2018	2019
April	368	440
May	1,231	1,180
June	1,518	1,476
July	2,408	2,456
August	2,724	2,767
September	3,711	3,539
October	4,352	
November	5,264	
December	6,079	
January	6,510	
February	7,203	
March	7,951	
April	8,321	
May	8,329	
June	8,329	

QUALITY

	Quantity	Base Number	Contract	AT	Region	England
% of FP17s for the same patient ID Re-attending within 3 months - Children	7	310	2.3%	12.0%	12.2%	11.6%
% of FP17s for the same patient ID Re-attending within 3 months - Adults	231	1,894	12.2%	16.0%	15.8%	15.5%
% of FP17s for the same patient ID Re-attending between 3 & 9 months - Children	121	310	39.0%	58.2%	60.3%	58.8%
% of FP17s for the same patient ID Re-attending between 3 & 9 months - Adults	1,125	1,894	59.4%	51.6%	53.5%	51.1%
% of FP17s for Band 1 Urgent Courses	152	2,005	7.6%	10.1%	9.1%	9.0%
% of FP17s Relating to Free Repair or Replacements	45	2,005	2.2%	0.8%	1.0%	0.8%
% of FP17s Relating to Continuations	3	2,005	0.1%	0.9%	1.0%	0.9%
% of Patients satisfied with the dentistry they have received	2	2	N/A	94.9%	93.6%	93.3%
% of Patients satisfied with the time they had to wait for an appointment	2	2	N/A	89.4%	89.8%	88.9%

* This is based on patients treated on this contract for their most recent course of treatment. Figures in italics indicate the base number of FP17s or Patient Questionnaire responses are less than 100. N/A is shown where the base number of responses is less than 10 during the period. % is calculated as Quantity/Base number*100

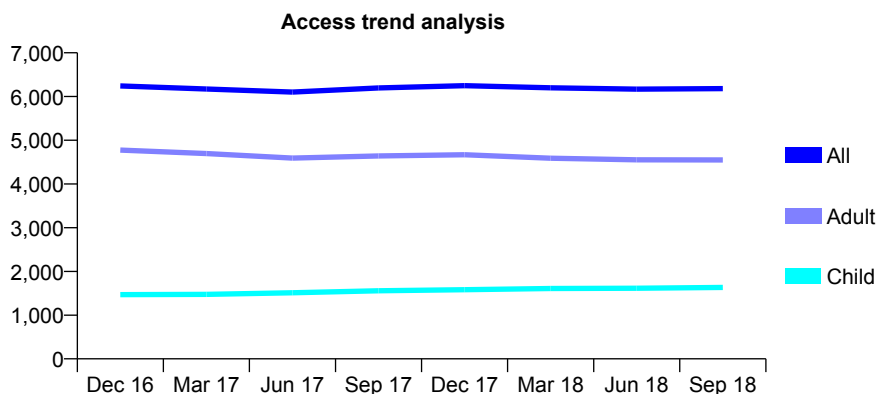
Q46 - Vital Signs At a Glance Contract Report for 146250/0001 - September 2018

Name or company name	MR MOHAMMED AL-HIMDANI
Contract type name	GDS Contract
Purpose of contract	General
Contract start date	01/10/2009
Contract end date	

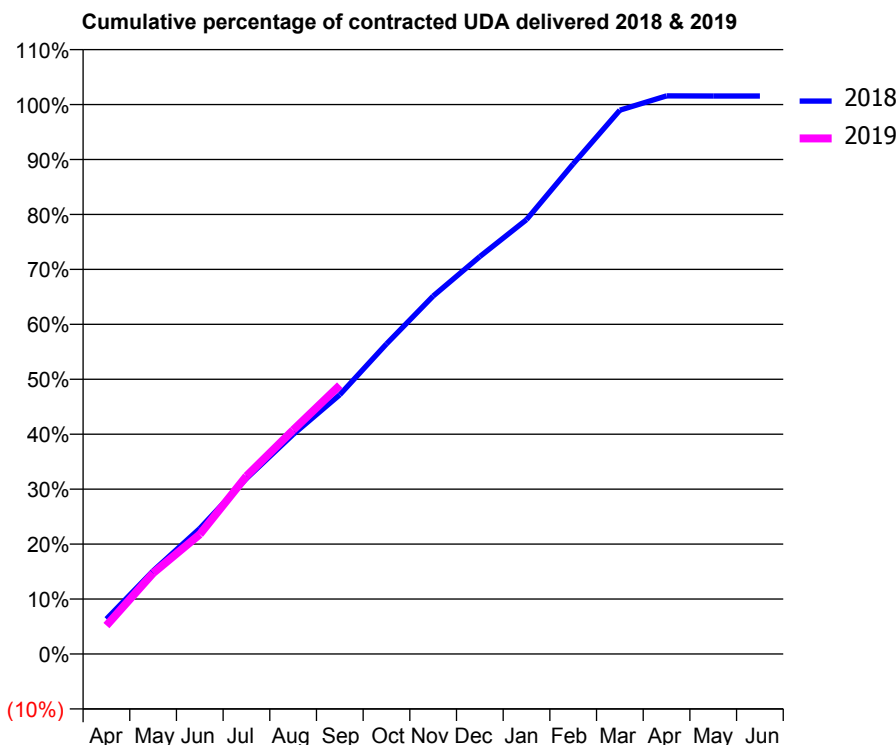
18/19 Contracted general activity (UDA)	15,065
Carry forward general activity (UDA)	0
18/19 Contracted orthodontic activity (UOA)	0
Carry forward orthodontic activity (UOA)	0
Baseline contract value	£472,246.50

ACCESS*

Patients seen in 24 months	Total	Change since previous quarter
Quarter ending September 2017	6,196	
Quarter ending December 2017	6,247	→
Quarter ending March 2018	6,200	→
Quarter ending June 2018	6,169	→
Quarter ending September 2018	6,182	→
Variance since September 2017	(0.2%)	→



ACTIVITY



Month	Adjusted Scheduled Activity (UDA)	
	2018	2019
April	959	782
May	2,278	2,219
June	3,441	3,280
July	4,813	4,878
August	6,018	6,141
September	7,110	7,370
October	8,503	
November	9,814	
December	10,896	
January	11,909	
February	13,438	
March	14,909	
April	15,300	
May	15,297	
June	15,297	

QUALITY

	Quantity	Base Number	Contract	AT	Region	England
% of FP17s for the same patient ID Re-attending within 3 months - Children	69	1,097	6.3%	12.0%	12.2%	11.6%
% of FP17s for the same patient ID Re-attending within 3 months - Adults	335	2,546	13.2%	16.0%	15.8%	15.5%
% of FP17s for the same patient ID Re-attending between 3 & 9 months - Children	551	1,097	50.2%	58.2%	60.3%	58.8%
% of FP17s for the same patient ID Re-attending between 3 & 9 months - Adults	829	2,546	32.6%	51.6%	53.5%	51.1%
% of FP17s for Band 1 Urgent Courses	450	3,451	13.0%	10.1%	9.1%	9.0%
% of FP17s Relating to Free Repair or Replacements	18	3,451	0.5%	0.8%	1.0%	0.8%
% of FP17s Relating to Continuations	51	3,451	1.5%	0.9%	1.0%	0.9%
% of Patients satisfied with the dentistry they have received	1	1	N/A	94.9%	93.6%	93.3%
% of Patients satisfied with the time they had to wait for an appointment	1	1	N/A	89.4%	89.8%	88.9%

* This is based on patients treated on this contract for their most recent course of treatment. Figures in italics indicate the base number of FP17s or Patient Questionnaire responses are less than 100. N/A is shown where the base number of responses is less than 10 during the period. % is calculated as Quantity/Base number*100

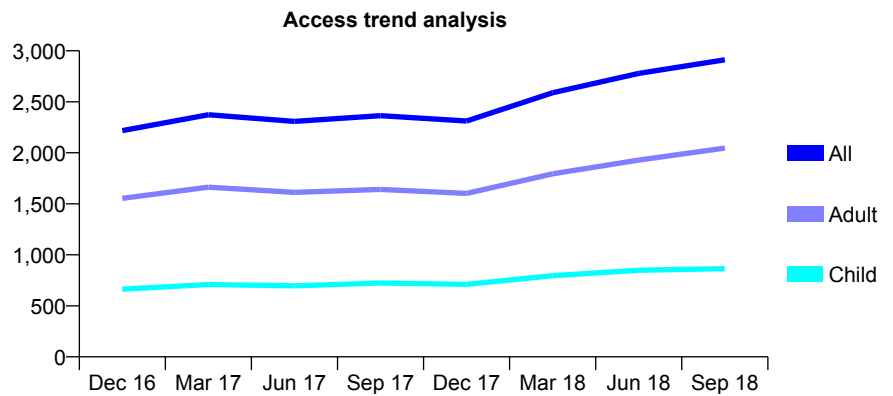
Q46 - Vital Signs At a Glance Contract Report for 148431/0001 - September 2018

Name or company name	Park House Lees
Contract type name	GDS Contract
Purpose of contract	General
Contract start date	01/04/2013
Contract end date	

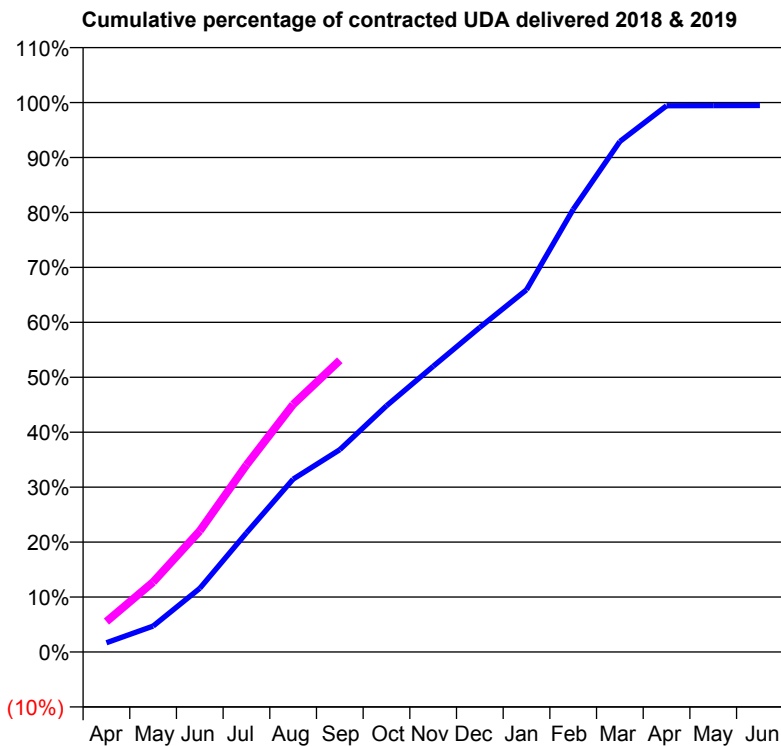
18/19 Contracted general activity (UDA)	11,410
Carry forward general activity (UDA)	0
18/19 Contracted orthodontic activity (UOA)	0
Carry forward orthodontic activity (UOA)	0
Baseline contract value	£326,514.94

ACCESS*

Patients seen in 24 months	Total	Change since previous quarter
Quarter ending September 2017	2,364	
Quarter ending December 2017	2,312	↓
Quarter ending March 2018	2,589	↑
Quarter ending June 2018	2,778	↑
Quarter ending September 2018	2,912	↑
Variance since September 2017	23.2%	↑



ACTIVITY



Month	Adjusted Scheduled Activity (UDA)	
	2018	2019
April	193	633
May	539	1,452
June	1,321	2,516
July	2,473	3,883
August	3,591	5,141
September	4,202	6,057
October	5,111	
November	5,933	
December	6,740	
January	7,521	
February	9,192	
March	10,599	
April	11,343	
May	11,344	
June	11,347	

QUALITY

	Quantity	Base Number	Contract	AT	Region	England
% of FP17s for the same patient ID Re-attending within 3 months - Children	77	812	9.5%	12.0%	12.2%	11.6%
% of FP17s for the same patient ID Re-attending within 3 months - Adults	217	1,397	15.5%	16.0%	15.8%	15.5%
% of FP17s for the same patient ID Re-attending between 3 & 9 months - Children	440	812	54.2%	58.2%	60.3%	58.8%
% of FP17s for the same patient ID Re-attending between 3 & 9 months - Adults	524	1,397	37.5%	51.6%	53.5%	51.1%
% of FP17s for Band 1 Urgent Courses	148	2,011	7.4%	10.1%	9.1%	9.0%
% of FP17s Relating to Free Repair or Replacements	4	2,011	0.2%	0.8%	1.0%	0.8%
% of FP17s Relating to Continuations	39	2,011	1.9%	0.9%	1.0%	0.9%
% of Patients satisfied with the dentistry they have received	3	4	N/A	94.9%	93.6%	93.3%
% of Patients satisfied with the time they had to wait for an appointment	2	4	N/A	89.4%	89.8%	88.9%

* This is based on patients treated on this contract for their most recent course of treatment. Figures in italics indicate the base number of FP17s or Patient Questionnaire responses are less than 100. N/A is shown where the base number of responses is less than 10 during the period. % is calculated as Quantity/Base number*100

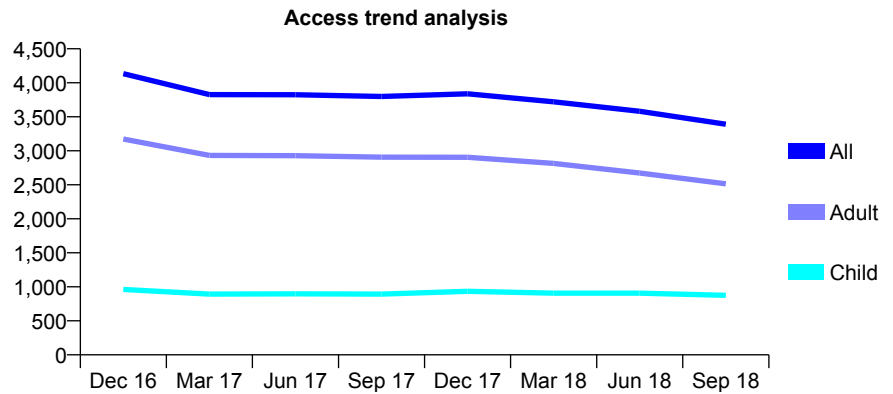
Q46 - Vital Signs At a Glance Contract Report for 149357/0001 - September 2018

Name or company name	DHS Dental Practices Limited
Contract type name	GDS Contract
Purpose of contract	General
Contract start date	01/11/2010
Contract end date	

18/19 Contracted general activity (UDA)	10,000
Carry forward general activity (UDA)	0
18/19 Contracted orthodontic activity (UOA)	0
Carry forward orthodontic activity (UOA)	0
Baseline contract value	£301,011.60

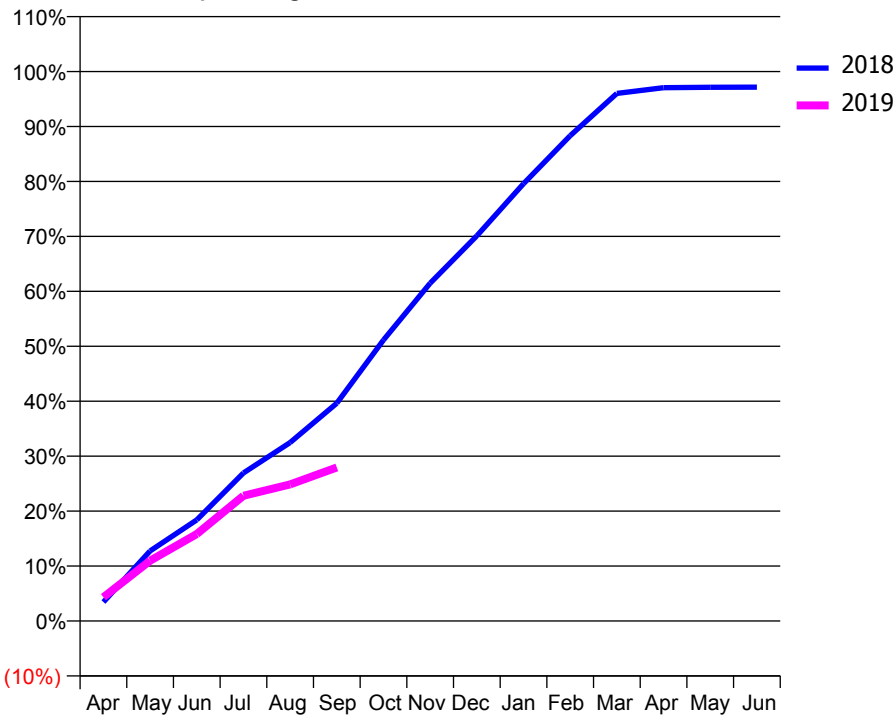
ACCESS*

Patients seen in 24 months	Total	Change since previous quarter
Quarter ending September 2017	3,799	
Quarter ending December 2017	3,838	→
Quarter ending March 2018	3,720	↓
Quarter ending June 2018	3,581	↓
Quarter ending September 2018	3,391	↓
Variance since September 2017	(10.7%)	↓



ACTIVITY

Cumulative percentage of contracted UDA delivered 2018 & 2019



Month	Adjusted Scheduled Activity (UDA)	
	2018	2019
April	347	433
May	1,276	1,098
June	1,840	1,584
July	2,695	2,280
August	3,249	2,486
September	3,965	2,793
October	5,114	
November	6,149	
December	7,009	
January	7,959	
February	8,832	
March	9,601	
April	9,706	
May	9,713	
June	9,715	

QUALITY

	Quantity	Base Number	Contract	AT	Region	England
% of FP17s for the same patient ID Re-attending within 3 months - Children	10	406	2.5%	12.0%	12.2%	11.6%
% of FP17s for the same patient ID Re-attending within 3 months - Adults	130	1,144	11.4%	16.0%	15.8%	15.5%
% of FP17s for the same patient ID Re-attending between 3 & 9 months - Children	247	406	60.8%	58.2%	60.3%	58.8%
% of FP17s for the same patient ID Re-attending between 3 & 9 months - Adults	635	1,144	55.5%	51.6%	53.5%	51.1%
% of FP17s for Band 1 Urgent Courses	136	1,496	9.1%	10.1%	9.1%	9.0%
% of FP17s Relating to Free Repair or Replacements	9	1,496	0.6%	0.8%	1.0%	0.8%
% of FP17s Relating to Continuations	16	1,496	1.1%	0.9%	1.0%	0.9%
% of Patients satisfied with the dentistry they have received	3	3	N/A	94.9%	93.6%	93.3%
% of Patients satisfied with the time they had to wait for an appointment	3	3	N/A	89.4%	89.8%	88.9%

* This is based on patients treated on this contract for their most recent course of treatment. Figures in italics indicate the base number of FP17s or Patient Questionnaire responses are less than 100. N/A is shown where the base number of responses is less than 10 during the period. % is calculated as Quantity/Base number*100

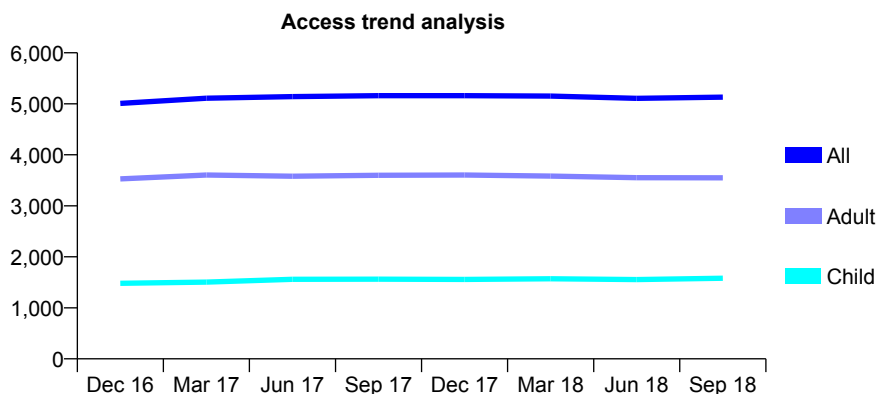
Q46 - Vital Signs At a Glance Contract Report for 149780/0001 - September 2018

Name or company name	Church Lane Dental Practice
Contract type name	Pilot Contract
Purpose of contract	General
Contract start date	01/12/2011
Contract end date	

18/19 Contracted general activity (UDA)	18,225
Carry forward general activity (UDA)	0
18/19 Contracted orthodontic activity (UOA)	0
Carry forward orthodontic activity (UOA)	0
Baseline contract value	£580,515.87

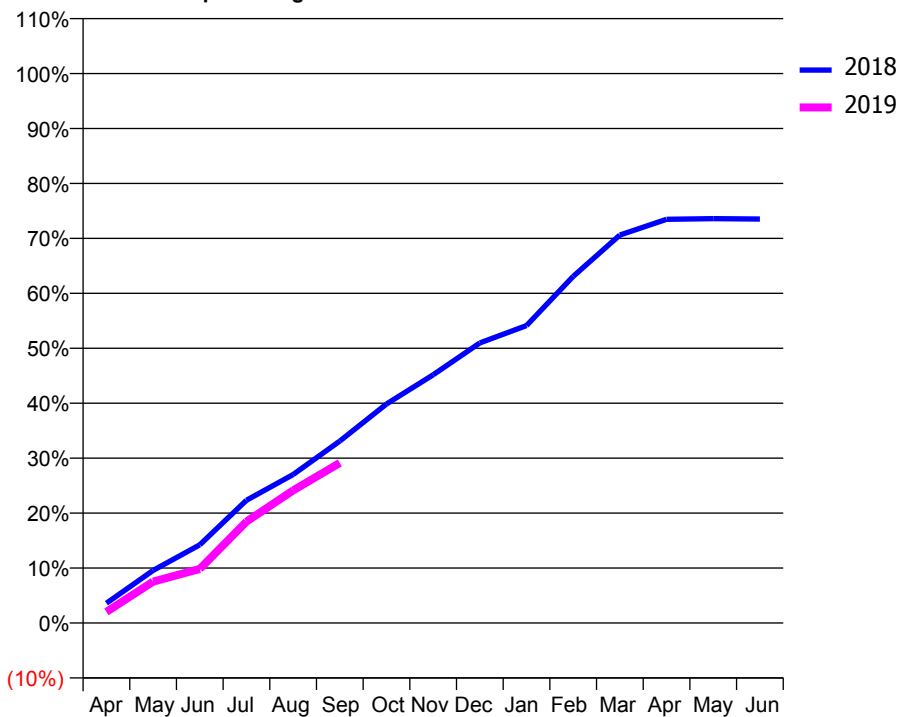
ACCESS*

Patients seen in 24 months	Total	Change since previous quarter
Quarter ending September 2017	5,160	
Quarter ending December 2017	5,160	→
Quarter ending March 2018	5,151	→
Quarter ending June 2018	5,106	→
Quarter ending September 2018	5,131	→
Variance since September 2017	(0.6%)	→



ACTIVITY

Cumulative percentage of contracted UDA delivered 2018 & 2019



Month	Adjusted Scheduled Activity (UDA)	
	2018	2019
April	657	368
May	1,743	1,373
June	2,595	1,795
July	4,070	3,363
August	4,925	4,399
September	6,035	5,308
October	7,265	
November	8,232	
December	9,291	
January	9,867	
February	11,498	
March	12,869	
April	13,391	
May	13,410	
June	13,398	

QUALITY

	Quantity	Base Number	Contract	AT	Region	England
% of FP17s for the same patient ID Re-attending within 3 months - Children	42	803	5.2%	12.0%	12.2%	11.6%
% of FP17s for the same patient ID Re-attending within 3 months - Adults	149	1,617	9.2%	16.0%	15.8%	15.5%
% of FP17s for the same patient ID Re-attending between 3 & 9 months - Children	335	803	41.7%	58.2%	60.3%	58.8%
% of FP17s for the same patient ID Re-attending between 3 & 9 months - Adults	556	1,617	34.4%	51.6%	53.5%	51.1%
% of FP17s for Band 1 Urgent Courses	41	2,195	1.9%	10.1%	9.1%	9.0%
% of FP17s Relating to Free Repair or Replacements	10	2,195	0.5%	0.8%	1.0%	0.8%
% of FP17s Relating to Continuations	44	2,195	2.0%	0.9%	1.0%	0.9%
% of Patients satisfied with the dentistry they have received	2	2	N/A	94.9%	93.6%	93.3%
% of Patients satisfied with the time they had to wait for an appointment	2	2	N/A	89.4%	89.8%	88.9%

* This is based on patients treated on this contract for their most recent course of treatment. Figures in italics indicate the base number of FP17s or Patient Questionnaire responses are less than 100. N/A is shown where the base number of responses is less than 10 during the period. % is calculated as Quantity/Base number*100

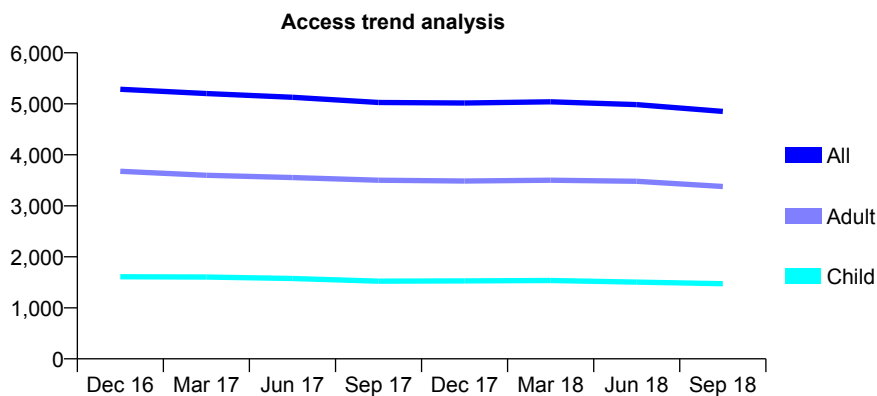
Q46 - Vital Signs At a Glance Contract Report for 150177/0001 - September 2018

Name or company name	G & L Askins Ltd
Contract type name	GDS Contract
Purpose of contract	General
Contract start date	06/12/2010
Contract end date	

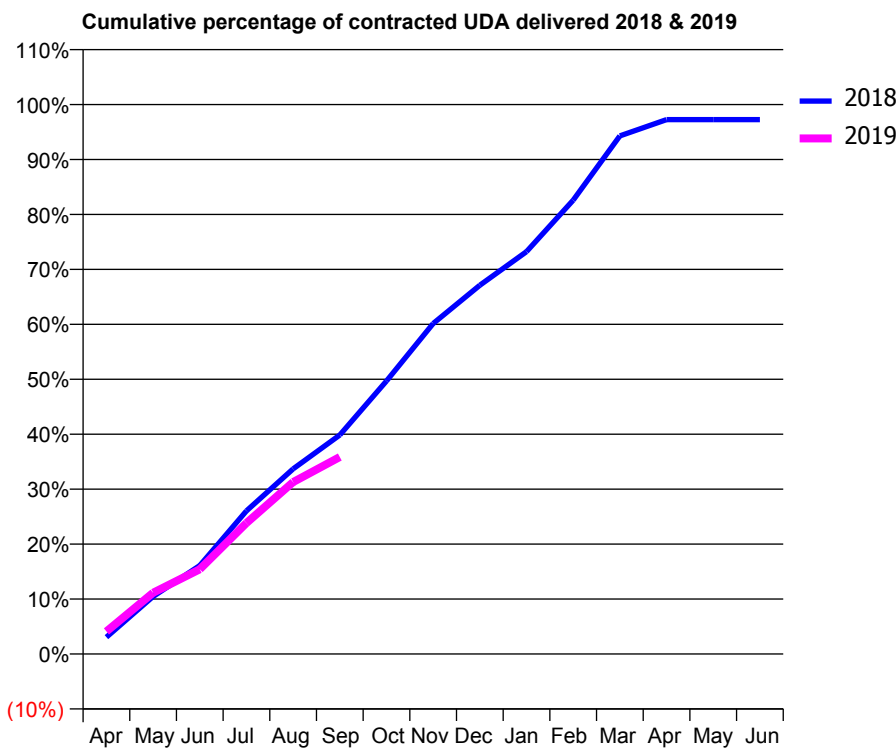
18/19 Contracted general activity (UDA)	16,498
Carry forward general activity (UDA)	0
18/19 Contracted orthodontic activity (UOA)	0
Carry forward orthodontic activity (UOA)	0
Baseline contract value	£409,905.48

ACCESS*

Patients seen in 24 months	Total	Change since previous quarter
Quarter ending September 2017	5,025	
Quarter ending December 2017	5,015	→
Quarter ending March 2018	5,039	→
Quarter ending June 2018	4,985	↓
Quarter ending September 2018	4,852	↓
Variance since September 2017	(3.4%)	↓



ACTIVITY



Month	Adjusted Scheduled Activity (UDA)	
	2018	2019
April	506	679
May	1,727	1,841
June	2,655	2,544
July	4,296	3,935
August	5,557	5,163
September	6,577	5,915
October	8,197	
November	9,922	
December	11,072	
January	12,080	
February	13,626	
March	15,557	
April	16,046	
May	16,043	
June	16,046	

QUALITY

	Quantity	Base Number	Contract	AT	Region	England
% of FP17s for the same patient ID Re-attending within 3 months - Children	90	991	9.1%	12.0%	12.2%	11.6%
% of FP17s for the same patient ID Re-attending within 3 months - Adults	386	2,326	16.6%	16.0%	15.8%	15.5%
% of FP17s for the same patient ID Re-attending between 3 & 9 months - Children	656	991	66.2%	58.2%	60.3%	58.8%
% of FP17s for the same patient ID Re-attending between 3 & 9 months - Adults	1,389	2,326	59.7%	51.6%	53.5%	51.1%
% of FP17s for Band 1 Urgent Courses	193	3,066	6.3%	10.1%	9.1%	9.0%
% of FP17s Relating to Free Repair or Replacements	25	3,066	0.8%	0.8%	1.0%	0.8%
% of FP17s Relating to Continuations	29	3,066	0.9%	0.9%	1.0%	0.9%
% of Patients satisfied with the dentistry they have received	4	4	N/A	94.9%	93.6%	93.3%
% of Patients satisfied with the time they had to wait for an appointment	4	4	N/A	89.4%	89.8%	88.9%

* This is based on patients treated on this contract for their most recent course of treatment. Figures in italics indicate the base number of FP17s or Patient Questionnaire responses are less than 100. N/A is shown where the base number of responses is less than 10 during the period. % is calculated as Quantity/Base number*100

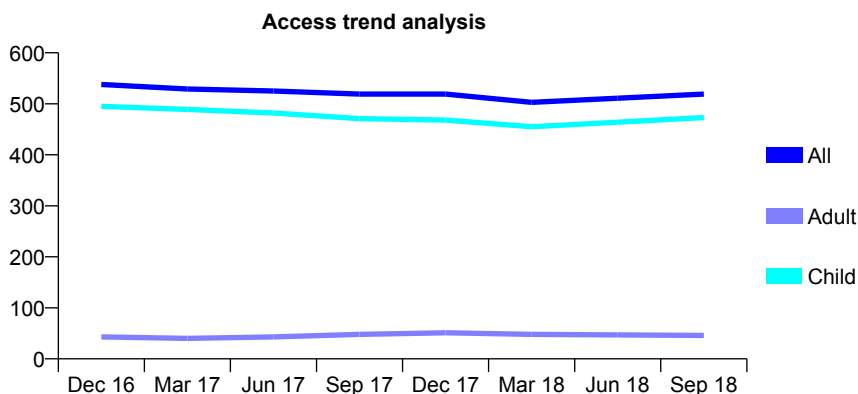
Q46 - Vital Signs At a Glance Contract Report for 150657/0001 - September 2018

Name or company name	Harwood Dental Care
Contract type name	GDS Contract
Purpose of contract	General
Contract start date	01/09/2013
Contract end date	

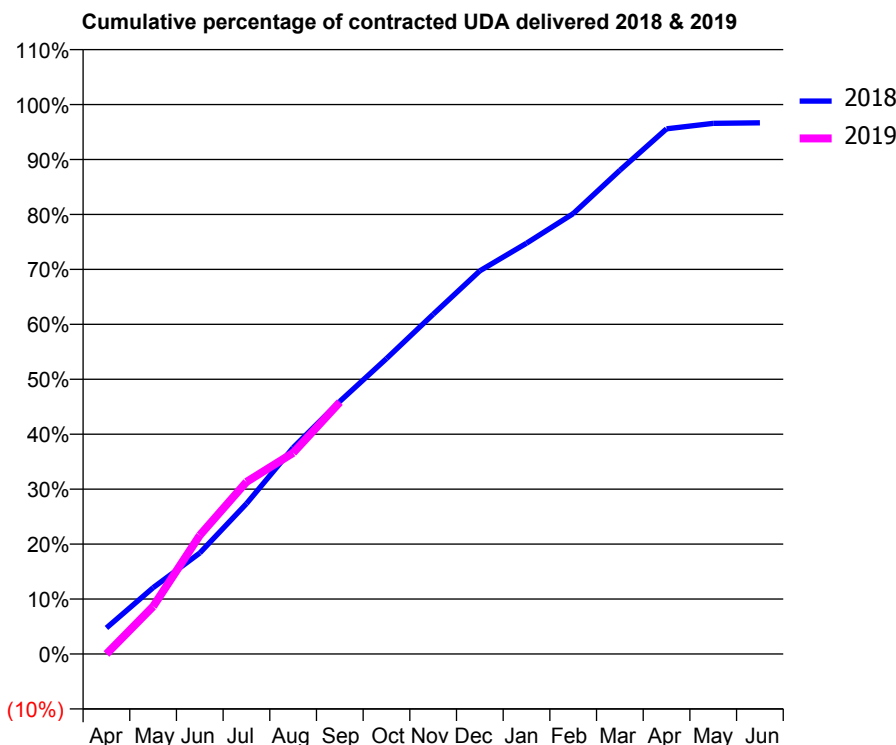
18/19 Contracted general activity (UDA)	1,100
Carry forward general activity (UDA)	0
18/19 Contracted orthodontic activity (UOA)	0
Carry forward orthodontic activity (UOA)	0
Baseline contract value	£20,173.24

ACCESS*

Patients seen in 24 months	Total	Change since previous quarter
Quarter ending September 2017	519	
Quarter ending December 2017	519	→
Quarter ending March 2018	503	↓
Quarter ending June 2018	511	→
Quarter ending September 2018	519	→
Variance since September 2017	0.0%	→



ACTIVITY



Month	Adjusted Scheduled Activity (UDA)	
	2018	2019
April	52	0
May	133	95
June	202	238
July	301	344
August	413	403
September	506	504
October	591	
November	680	
December	767	
January	822	
February	882	
March	968	
April	1,051	
May	1,062	
June	1,063	

QUALITY

	Quantity	Base Number	Contract	AT	Region	England
% of FP17s for the same patient ID Re-attending within 3 months - Children	37	469	7.9%	12.0%	12.2%	11.6%
% of FP17s for the same patient ID Re-attending within 3 months - Adults	1	14	7.1%	16.0%	15.8%	15.5%
% of FP17s for the same patient ID Re-attending between 3 & 9 months - Children	309	469	65.9%	58.2%	60.3%	58.8%
% of FP17s for the same patient ID Re-attending between 3 & 9 months - Adults	10	14	71.4%	51.6%	53.5%	51.1%
% of FP17s for Band 1 Urgent Courses	21	406	5.2%	10.1%	9.1%	9.0%
% of FP17s Relating to Free Repair or Replacements	0	406	0.0%	0.8%	1.0%	0.8%
% of FP17s Relating to Continuations	0	406	0.0%	0.9%	1.0%	0.9%
% of Patients satisfied with the dentistry they have received	0	0	N/A	94.9%	93.6%	93.3%
% of Patients satisfied with the time they had to wait for an appointment	0	0	N/A	89.4%	89.8%	88.9%

* This is based on patients treated on this contract for their most recent course of treatment. Figures in italics indicate the base number of FP17s or Patient Questionnaire responses are less than 100. N/A is shown where the base number of responses is less than 10 during the period. % is calculated as Quantity/Base number*100

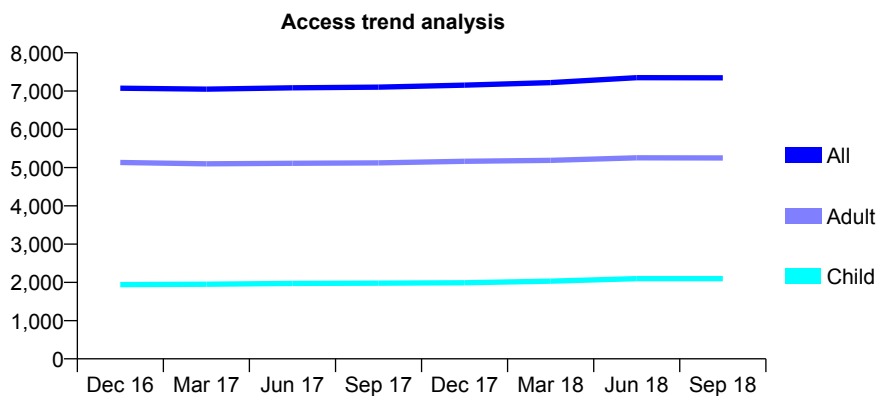
Q46 - Vital Signs At a Glance Contract Report for 151106/0001 - September 2018

Name or company name	Langley Dental Practice Ltd
Contract type name	GDS Contract
Purpose of contract	General
Contract start date	01/04/2008
Contract end date	

18/19 Contracted general activity (UDA)	20,092
Carry forward general activity (UDA)	0
18/19 Contracted orthodontic activity (UOA)	0
Carry forward orthodontic activity (UOA)	0
Baseline contract value	£570,771.17

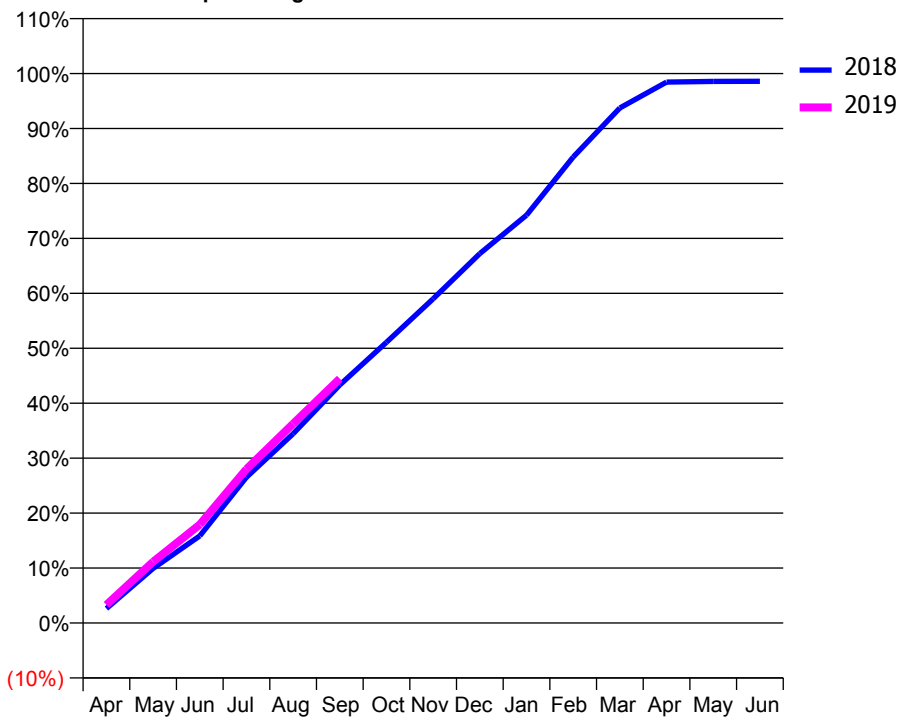
ACCESS*

Patients seen in 24 months	Total	Change since previous quarter
Quarter ending September 2017	7,102	
Quarter ending December 2017	7,153	→
Quarter ending March 2018	7,220	→
Quarter ending June 2018	7,349	→
Quarter ending September 2018	7,347	→
Variance since September 2017	3.4%	↑



ACTIVITY

Cumulative percentage of contracted UDA delivered 2018 & 2019



Adjusted Scheduled Activity (UDA)		
Month	2018	2019
April	531	667
May	1,998	2,241
June	3,188	3,599
July	5,333	5,627
August	6,921	7,288
September	8,708	8,937
October	10,268	
November	11,854	
December	13,507	
January	14,910	
February	17,040	
March	18,833	
April	19,776	
May	19,802	
June	19,805	

QUALITY

	Quantity	Base Number	Contract	AT	Region	England
% of FP17s for the same patient ID Re-attending within 3 months - Children	142	1,700	8.4%	12.0%	12.2%	11.6%
% of FP17s for the same patient ID Re-attending within 3 months - Adults	472	3,849	12.3%	16.0%	15.8%	15.5%
% of FP17s for the same patient ID Re-attending between 3 & 9 months - Children	1,094	1,700	64.4%	58.2%	60.3%	58.8%
% of FP17s for the same patient ID Re-attending between 3 & 9 months - Adults	2,314	3,849	60.1%	51.6%	53.5%	51.1%
% of FP17s for Band 1 Urgent Courses	309	4,663	6.6%	10.1%	9.1%	9.0%
% of FP17s Relating to Free Repair or Replacements	51	4,663	1.1%	0.8%	1.0%	0.8%
% of FP17s Relating to Continuations	41	4,663	0.9%	0.9%	1.0%	0.9%
% of Patients satisfied with the dentistry they have received	3	3	N/A	94.9%	93.6%	93.3%
% of Patients satisfied with the time they had to wait for an appointment	3	3	N/A	89.4%	89.8%	88.9%

* This is based on patients treated on this contract for their most recent course of treatment. Figures in italics indicate the base number of FP17s or Patient Questionnaire responses are less than 100. N/A is shown where the base number of responses is less than 10 during the period. % is calculated as Quantity/Base number*100

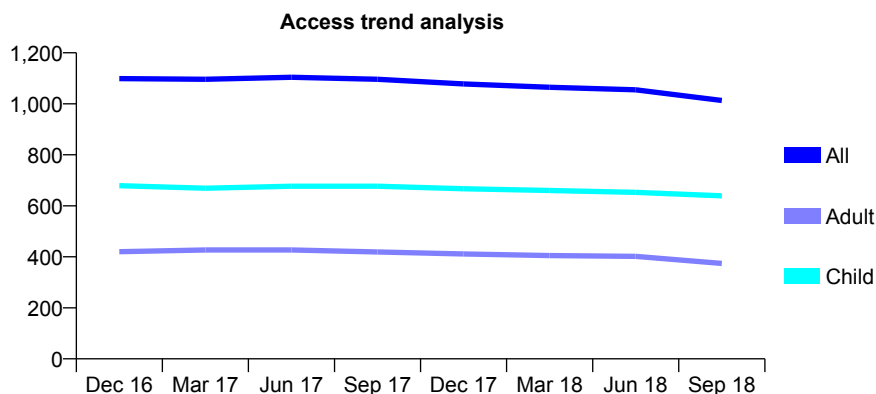
Q46 - Vital Signs At a Glance Contract Report for 151262/0001 - September 2018

Name or company name	The Cottage Dental Practice
Contract type name	GDS Contract
Purpose of contract	General
Contract start date	01/05/2014
Contract end date	

18/19 Contracted general activity (UDA)	3,600
Carry forward general activity (UDA)	0
18/19 Contracted orthodontic activity (UOA)	0
Carry forward orthodontic activity (UOA)	0
Baseline contract value	£91,619.74

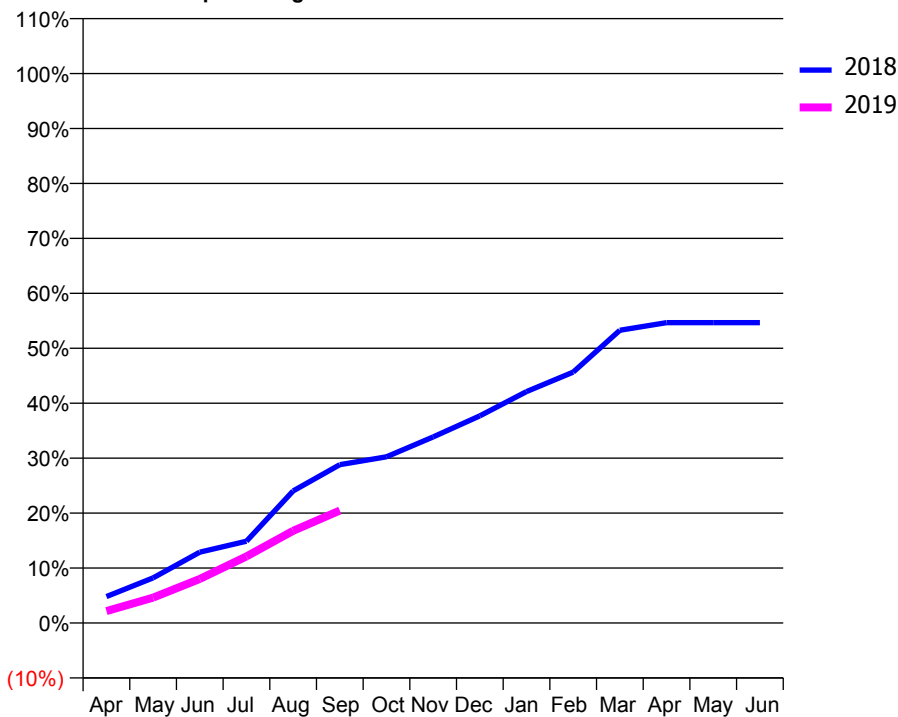
ACCESS*

Patients seen in 24 months	Total	Change since previous quarter
Quarter ending September 2017	1,096	
Quarter ending December 2017	1,078	↓
Quarter ending March 2018	1,065	↓
Quarter ending June 2018	1,055	→
Quarter ending September 2018	1,013	↓
Variance since September 2017	(7.6%)	↓



ACTIVITY

Cumulative percentage of contracted UDA delivered 2018 & 2019



Adjusted Scheduled Activity (UDA)

Month	2018	2019
April	173	78
May	296	166
June	465	289
July	536	436
August	866	604
September	1,038	737
October	1,089	
November	1,219	
December	1,357	
January	1,516	
February	1,644	
March	1,918	
April	1,968	
May	1,968	
June	1,968	

QUALITY

	Quantity	Base Number	Contract	AT	Region	England
% of FP17s for the same patient ID Re-attending within 3 months - Children	18	381	4.7%	12.0%	12.2%	11.6%
% of FP17s for the same patient ID Re-attending within 3 months - Adults	6	120	5.0%	16.0%	15.8%	15.5%
% of FP17s for the same patient ID Re-attending between 3 & 9 months - Children	218	381	57.2%	58.2%	60.3%	58.8%
% of FP17s for the same patient ID Re-attending between 3 & 9 months - Adults	57	120	47.5%	51.6%	53.5%	51.1%
% of FP17s for Band 1 Urgent Courses	10	479	2.1%	10.1%	9.1%	9.0%
% of FP17s Relating to Free Repair or Replacements	0	479	0.0%	0.8%	1.0%	0.8%
% of FP17s Relating to Continuations	6	479	1.3%	0.9%	1.0%	0.9%
% of Patients satisfied with the dentistry they have received	1	1	N/A	94.9%	93.6%	93.3%
% of Patients satisfied with the time they had to wait for an appointment	1	1	N/A	89.4%	89.8%	88.9%

* This is based on patients treated on this contract for their most recent course of treatment. Figures in italics indicate the base number of FP17s or Patient Questionnaire responses are less than 100. N/A is shown where the base number of responses is less than 10 during the period. % is calculated as Quantity/Base number*100

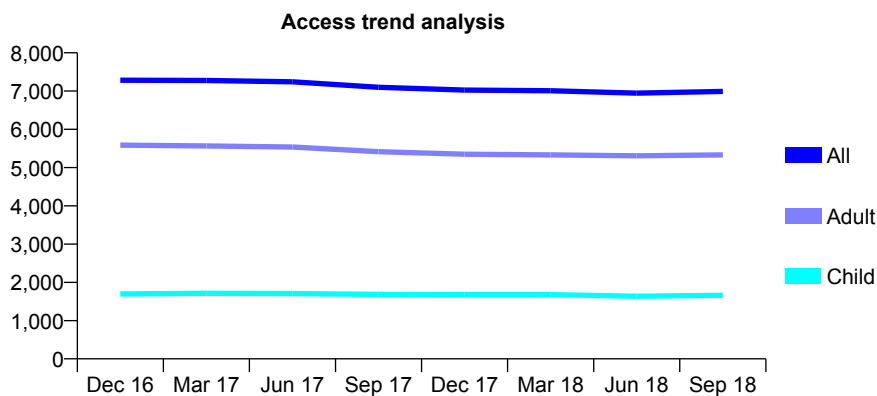
Q46 - Vital Signs At a Glance Contract Report for 151882/0001 - September 2018

Name or company name	IDH 450 Limited
Contract type name	GDS Contract
Purpose of contract	General
Contract start date	01/10/2008
Contract end date	

18/19 Contracted general activity (UDA)	25,069
Carry forward general activity (UDA)	0
18/19 Contracted orthodontic activity (UOA)	0
Carry forward orthodontic activity (UOA)	0
Baseline contract value	£787,044.59

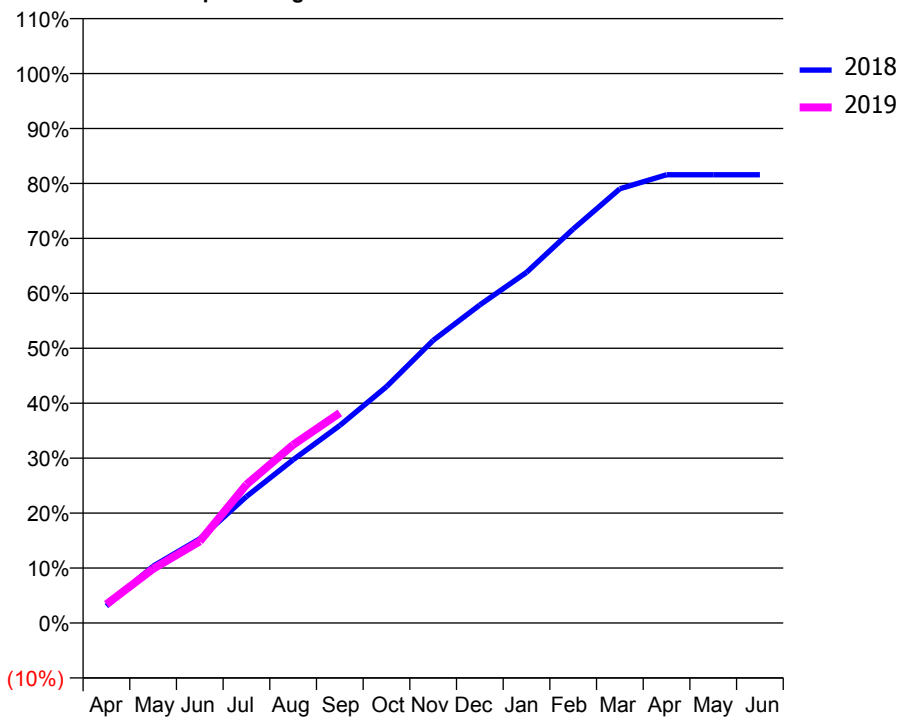
ACCESS*

Patients seen in 24 months	Total	Change since previous quarter
Quarter ending September 2017	7,100	
Quarter ending December 2017	7,026	↓
Quarter ending March 2018	7,007	→
Quarter ending June 2018	6,945	→
Quarter ending September 2018	6,991	→
Variance since September 2017	(1.5%)	↓



ACTIVITY

Cumulative percentage of contracted UDA delivered 2018 & 2019



Month	Adjusted Scheduled Activity (UDA)	
	2018	2019
April	775	855
May	2,597	2,472
June	3,843	3,726
July	5,768	6,318
August	7,452	8,133
September	9,010	9,587
October	10,782	
November	12,897	
December	14,511	
January	15,998	
February	17,975	
March	19,810	
April	20,448	
May	20,451	
June	20,451	

QUALITY

	Quantity	Base Number	Contract	AT	Region	England
% of FP17s for the same patient ID Re-attending within 3 months - Children	76	1,145	6.6%	12.0%	12.2%	11.6%
% of FP17s for the same patient ID Re-attending within 3 months - Adults	442	3,661	12.1%	16.0%	15.8%	15.5%
% of FP17s for the same patient ID Re-attending between 3 & 9 months - Children	591	1,145	51.6%	58.2%	60.3%	58.8%
% of FP17s for the same patient ID Re-attending between 3 & 9 months - Adults	1,915	3,661	52.3%	51.6%	53.5%	51.1%
% of FP17s for Band 1 Urgent Courses	333	4,538	7.3%	10.1%	9.1%	9.0%
% of FP17s Relating to Free Repair or Replacements	40	4,538	0.9%	0.8%	1.0%	0.8%
% of FP17s Relating to Continuations	64	4,538	1.4%	0.9%	1.0%	0.9%
% of Patients satisfied with the dentistry they have received	1	1	N/A	94.9%	93.6%	93.3%
% of Patients satisfied with the time they had to wait for an appointment	1	1	N/A	89.4%	89.8%	88.9%

* This is based on patients treated on this contract for their most recent course of treatment. Figures in italics indicate the base number of FP17s or Patient Questionnaire responses are less than 100. N/A is shown where the base number of responses is less than 10 during the period. % is calculated as Quantity/Base number*100

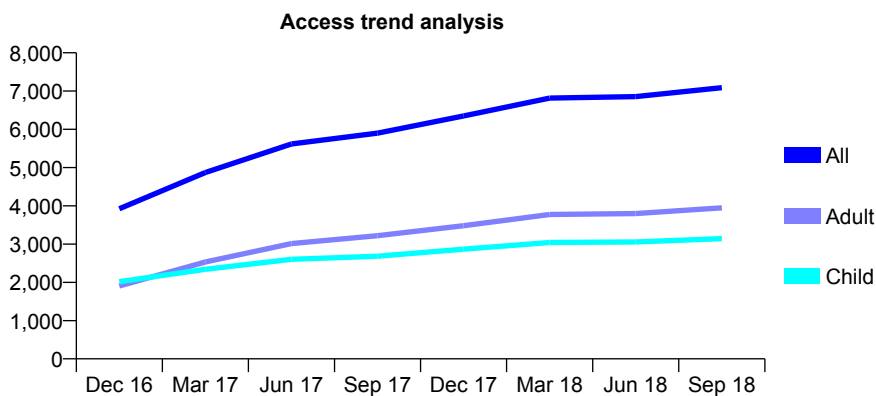
Q46 - Vital Signs At a Glance Contract Report for 152196/0001 - September 2018

Name or company name	Ahmad and Saleem Partners Ltd
Contract type name	GDS Contract
Purpose of contract	General
Contract start date	01/08/2014
Contract end date	

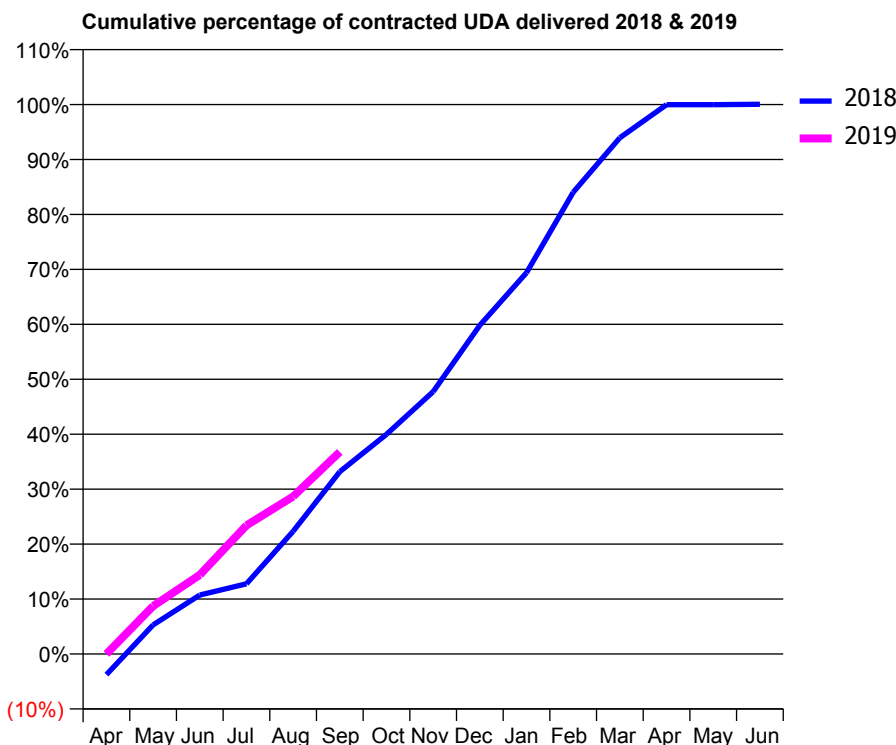
18/19 Contracted general activity (UDA)	16,459
Carry forward general activity (UDA)	0
18/19 Contracted orthodontic activity (UOA)	0
Carry forward orthodontic activity (UOA)	0
Baseline contract value	£615,682.16

ACCESS*

Patients seen in 24 months	Total	Change since previous quarter
Quarter ending September 2017	5,901	
Quarter ending December 2017	6,349	↑
Quarter ending March 2018	6,816	↑
Quarter ending June 2018	6,854	→
Quarter ending September 2018	7,090	↑
Variance since September 2017	20.1%	↑



ACTIVITY



Adjusted Scheduled Activity (UDA)		
Month	2018	2019
April	-621	0
May	872	1,434
June	1,769	2,369
July	2,104	3,850
August	3,675	4,721
September	5,461	6,052
October	6,579	
November	7,857	
December	9,846	
January	11,419	
February	13,830	
March	15,464	
April	16,455	
May	16,455	
June	16,467	

QUALITY

	Quantity	Base Number	Contract	AT	Region	England
% of FP17s for the same patient ID Re-attending within 3 months - Children	241	2,628	9.2%	12.0%	12.2%	11.6%
% of FP17s for the same patient ID Re-attending within 3 months - Adults	437	2,858	15.3%	16.0%	15.8%	15.5%
% of FP17s for the same patient ID Re-attending between 3 & 9 months - Children	1,713	2,628	65.2%	58.2%	60.3%	58.8%
% of FP17s for the same patient ID Re-attending between 3 & 9 months - Adults	1,702	2,858	59.6%	51.6%	53.5%	51.1%
% of FP17s for Band 1 Urgent Courses	206	3,545	5.8%	10.1%	9.1%	9.0%
% of FP17s Relating to Free Repair or Replacements	5	3,545	0.1%	0.8%	1.0%	0.8%
% of FP17s Relating to Continuations	34	3,545	1.0%	0.9%	1.0%	0.9%
% of Patients satisfied with the dentistry they have received	0	0	N/A	94.9%	93.6%	93.3%
% of Patients satisfied with the time they had to wait for an appointment	0	0	N/A	89.4%	89.8%	88.9%

* This is based on patients treated on this contract for their most recent course of treatment. Figures in italics indicate the base number of FP17s or Patient Questionnaire responses are less than 100. N/A is shown where the base number of responses is less than 10 during the period. % is calculated as Quantity/Base number*100

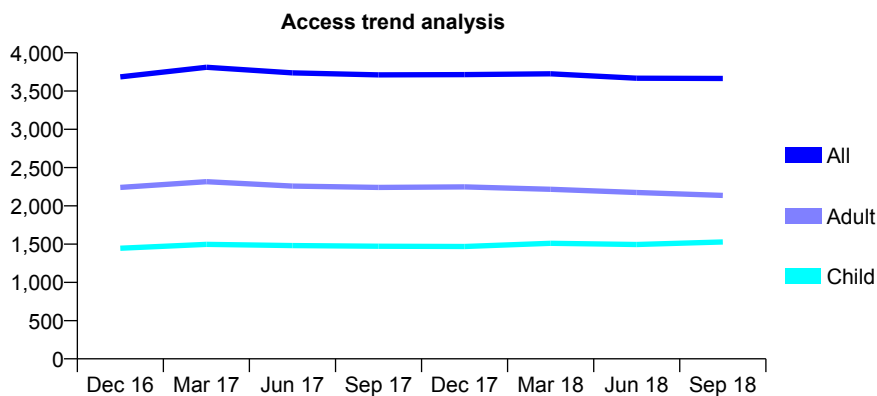
Q46 - Vital Signs At a Glance Contract Report for 152196/0003 - September 2018

Name or company name	Ahmad and Saleem Partners Ltd
Contract type name	GDS Contract
Purpose of contract	General
Contract start date	01/08/2014
Contract end date	

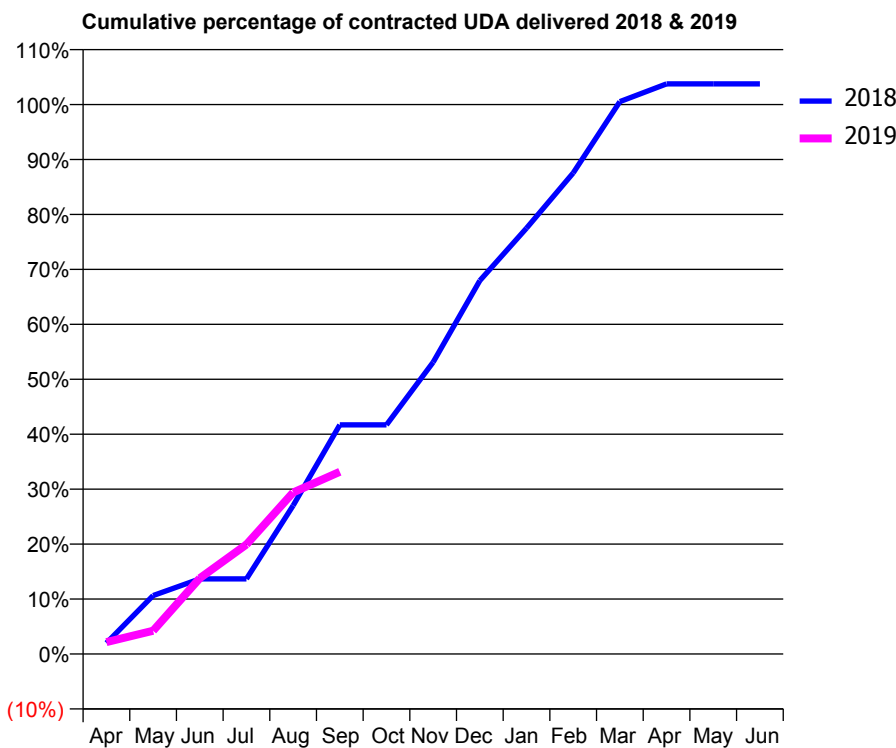
18/19 Contracted general activity (UDA)	12,721
Carry forward general activity (UDA)	0
18/19 Contracted orthodontic activity (UOA)	0
Carry forward orthodontic activity (UOA)	0
Baseline contract value	£318,063.92

ACCESS*

Patients seen in 24 months	Total	Change since previous quarter
Quarter ending September 2017	3,712	
Quarter ending December 2017	3,715	→
Quarter ending March 2018	3,726	→
Quarter ending June 2018	3,668	↓
Quarter ending September 2018	3,664	→
Variance since September 2017	(1.3%)	↓



ACTIVITY



Month	Adjusted Scheduled Activity (UDA)	
	2018	2019
April	254	276
May	1,355	539
June	1,738	1,755
July	1,738	2,535
August	3,438	3,739
September	5,306	4,218
October	5,306	
November	6,756	
December	8,645	
January	9,858	
February	11,136	
March	12,789	
April	13,198	
May	13,198	
June	13,199	

QUALITY

	Quantity	Base Number	Contract	AT	Region	England
% of FP17s for the same patient ID Re-attending within 3 months - Children	79	1,171	6.7%	12.0%	12.2%	11.6%
% of FP17s for the same patient ID Re-attending within 3 months - Adults	171	1,240	13.8%	16.0%	15.8%	15.5%
% of FP17s for the same patient ID Re-attending between 3 & 9 months - Children	802	1,171	68.5%	58.2%	60.3%	58.8%
% of FP17s for the same patient ID Re-attending between 3 & 9 months - Adults	787	1,240	63.5%	51.6%	53.5%	51.1%
% of FP17s for Band 1 Urgent Courses	189	2,220	8.5%	10.1%	9.1%	9.0%
% of FP17s Relating to Free Repair or Replacements	2	2,220	0.1%	0.8%	1.0%	0.8%
% of FP17s Relating to Continuations	12	2,220	0.5%	0.9%	1.0%	0.9%
% of Patients satisfied with the dentistry they have received	0	0	N/A	94.9%	93.6%	93.3%
% of Patients satisfied with the time they had to wait for an appointment	0	0	N/A	89.4%	89.8%	88.9%

* This is based on patients treated on this contract for their most recent course of treatment. Figures in italics indicate the base number of FP17s or Patient Questionnaire responses are less than 100. N/A is shown where the base number of responses is less than 10 during the period. % is calculated as Quantity/Base number*100

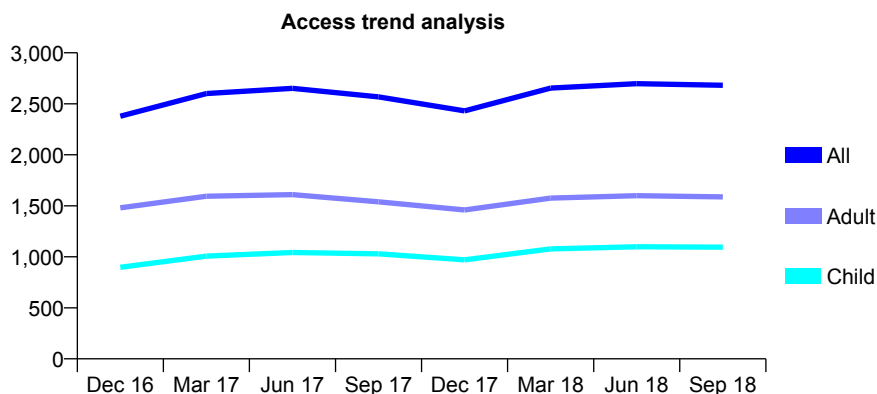
Q46 - Vital Signs At a Glance Contract Report for 152196/0004 - September 2018

Name or company name	Ahmad and Saleem Partners Ltd
Contract type name	GDS Contract
Purpose of contract	General
Contract start date	01/08/2014
Contract end date	

18/19 Contracted general activity (UDA)	12,000
Carry forward general activity (UDA)	0
18/19 Contracted orthodontic activity (UOA)	0
Carry forward orthodontic activity (UOA)	0
Baseline contract value	£419,850.52

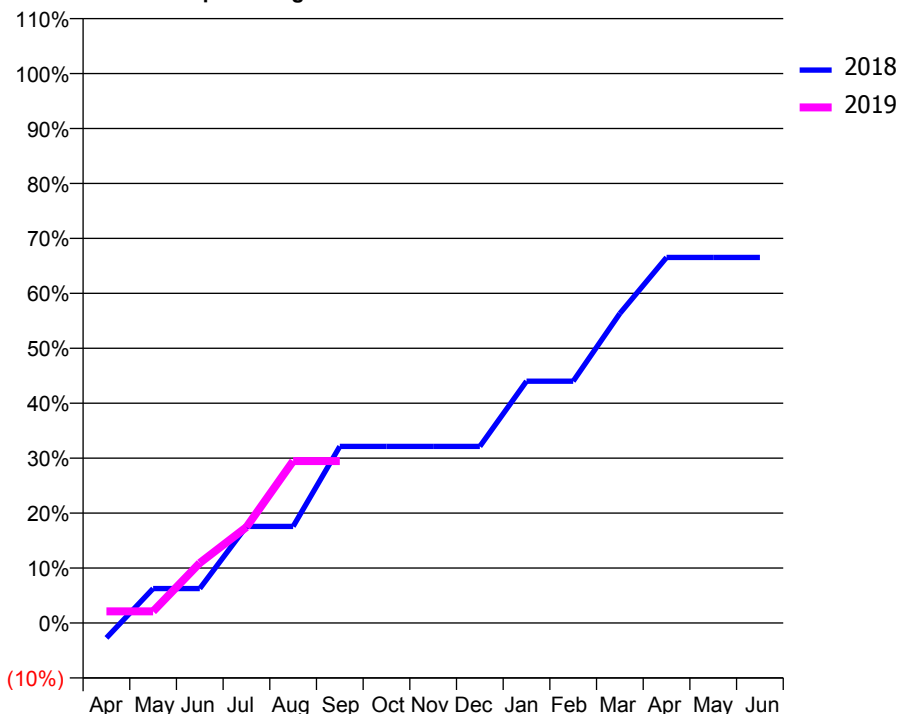
ACCESS*

Patients seen in 24 months	Total	Change since previous quarter
Quarter ending September 2017	2,568	
Quarter ending December 2017	2,431	↓
Quarter ending March 2018	2,654	↑
Quarter ending June 2018	2,698	→
Quarter ending September 2018	2,682	→
Variance since September 2017	4.4%	↑



ACTIVITY

Cumulative percentage of contracted UDA delivered 2018 & 2019



Month	Adjusted Scheduled Activity (UDA)	
	2018	2019
April	-327	255
May	754	255
June	754	1,311
July	2,110	2,095
August	2,110	3,538
September	3,858	3,538
October	3,858	
November	3,858	
December	3,858	
January	5,282	
February	5,282	
March	6,760	
April	7,985	
May	7,985	
June	7,985	

QUALITY

	Quantity	Base Number	Contract	AT	Region	England
% of FP17s for the same patient ID Re-attending within 3 months - Children	114	997	11.4%	12.0%	12.2%	11.6%
% of FP17s for the same patient ID Re-attending within 3 months - Adults	199	1,249	15.9%	16.0%	15.8%	15.5%
% of FP17s for the same patient ID Re-attending between 3 & 9 months - Children	696	997	69.8%	58.2%	60.3%	58.8%
% of FP17s for the same patient ID Re-attending between 3 & 9 months - Adults	781	1,249	62.5%	51.6%	53.5%	51.1%
% of FP17s for Band 1 Urgent Courses	120	1,720	7.0%	10.1%	9.1%	9.0%
% of FP17s Relating to Free Repair or Replacements	3	1,720	0.2%	0.8%	1.0%	0.8%
% of FP17s Relating to Continuations	13	1,720	0.8%	0.9%	1.0%	0.9%
% of Patients satisfied with the dentistry they have received	0	0	N/A	94.9%	93.6%	93.3%
% of Patients satisfied with the time they had to wait for an appointment	0	0	N/A	89.4%	89.8%	88.9%

* This is based on patients treated on this contract for their most recent course of treatment. Figures in italics indicate the base number of FP17s or Patient Questionnaire responses are less than 100. N/A is shown where the base number of responses is less than 10 during the period. % is calculated as Quantity/Base number*100

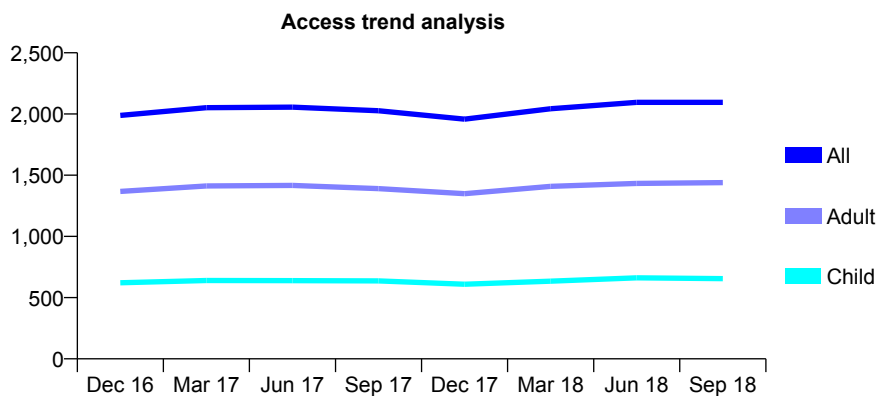
Q46 - Vital Signs At a Glance Contract Report for 152196/0005 - September 2018

Name or company name	Ahmad and Saleem Partners Ltd
Contract type name	GDS Contract
Purpose of contract	General
Contract start date	01/08/2014
Contract end date	

18/19 Contracted general activity (UDA)	6,000
Carry forward general activity (UDA)	0
18/19 Contracted orthodontic activity (UOA)	0
Carry forward orthodontic activity (UOA)	0
Baseline contract value	£211,394.75

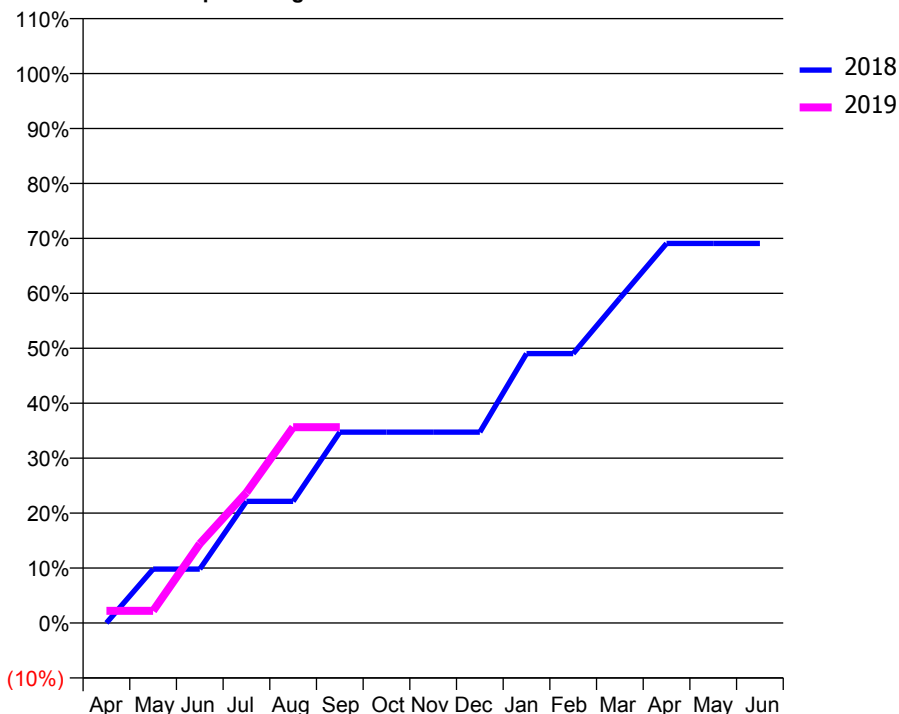
ACCESS*

Patients seen in 24 months	Total	Change since previous quarter
Quarter ending September 2017	2,027	
Quarter ending December 2017	1,958	↓
Quarter ending March 2018	2,043	↑
Quarter ending June 2018	2,095	↑
Quarter ending September 2018	2,095	→
Variance since September 2017	3.4%	↑



ACTIVITY

Cumulative percentage of contracted UDA delivered 2018 & 2019



Month	Adjusted Scheduled Activity (UDA)	
	2018	2019
April	0	133
May	588	133
June	588	866
July	1,329	1,425
August	1,329	2,139
September	2,084	2,139
October	2,084	
November	2,084	
December	2,084	
January	2,942	
February	2,942	
March	3,546	
April	4,144	
May	4,144	
June	4,144	

QUALITY

	Quantity	Base Number	Contract	AT	Region	England
% of FP17s for the same patient ID Re-attending within 3 months - Children	53	571	9.3%	12.0%	12.2%	11.6%
% of FP17s for the same patient ID Re-attending within 3 months - Adults	141	1,159	12.2%	16.0%	15.8%	15.5%
% of FP17s for the same patient ID Re-attending between 3 & 9 months - Children	408	571	71.5%	58.2%	60.3%	58.8%
% of FP17s for the same patient ID Re-attending between 3 & 9 months - Adults	792	1,159	68.3%	51.6%	53.5%	51.1%
% of FP17s for Band 1 Urgent Courses	99	1,339	7.4%	10.1%	9.1%	9.0%
% of FP17s Relating to Free Repair or Replacements	2	1,339	0.1%	0.8%	1.0%	0.8%
% of FP17s Relating to Continuations	4	1,339	0.3%	0.9%	1.0%	0.9%
% of Patients satisfied with the dentistry they have received	1	1	N/A	94.9%	93.6%	93.3%
% of Patients satisfied with the time they had to wait for an appointment	1	1	N/A	89.4%	89.8%	88.9%

* This is based on patients treated on this contract for their most recent course of treatment. Figures in italics indicate the base number of FP17s or Patient Questionnaire responses are less than 100. N/A is shown where the base number of responses is less than 10 during the period. % is calculated as Quantity/Base number*100

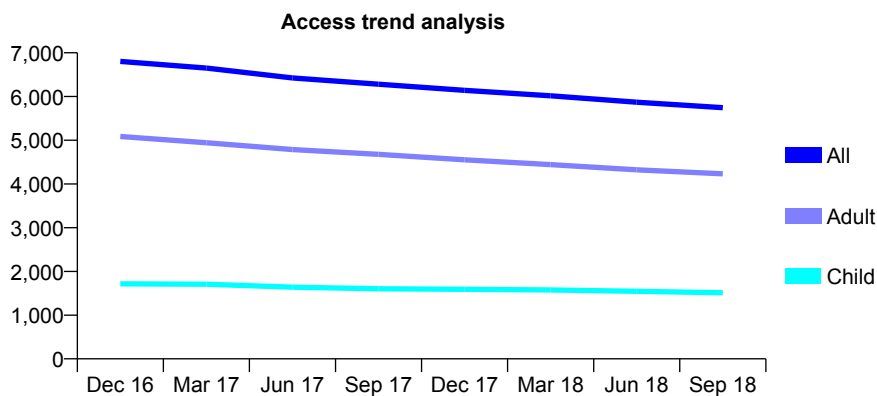
Q46 - Vital Signs At a Glance Contract Report for 153184/0001 - September 2018

Name or company name	IDH 449 Limited
Contract type name	GDS Contract
Purpose of contract	General
Contract start date	01/04/2008
Contract end date	

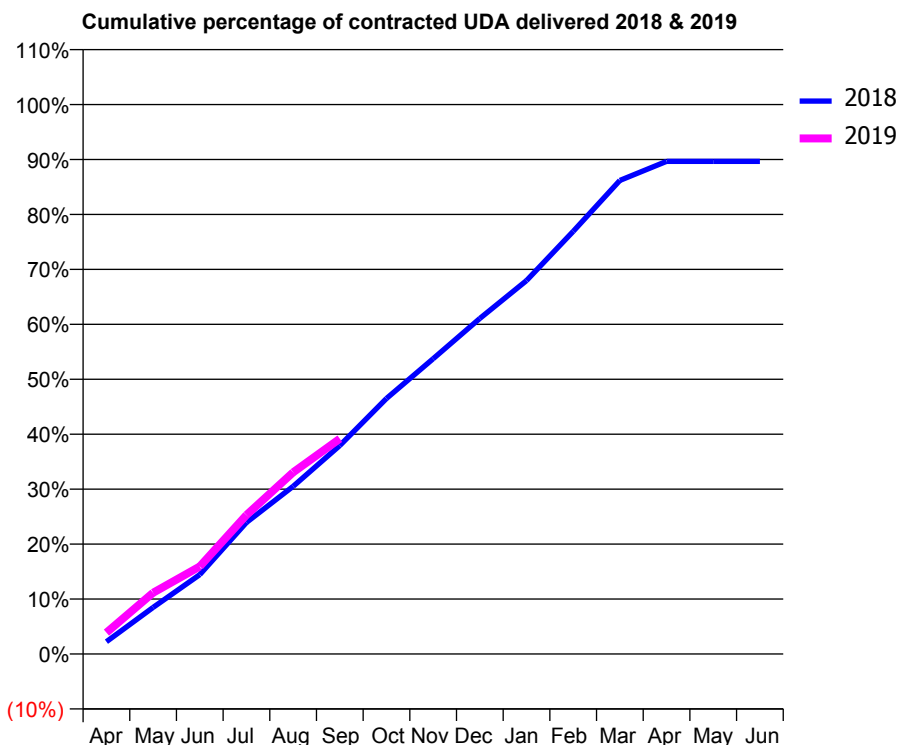
18/19 Contracted general activity (UDA)	18,429
Carry forward general activity (UDA)	0
18/19 Contracted orthodontic activity (UOA)	0
Carry forward orthodontic activity (UOA)	0
Baseline contract value	£600,878.86

ACCESS*

Patients seen in 24 months	Total	Change since previous quarter
Quarter ending September 2017	6,281	
Quarter ending December 2017	6,142	↓
Quarter ending March 2018	6,016	↓
Quarter ending June 2018	5,871	↓
Quarter ending September 2018	5,744	↓
Variance since September 2017	(8.5%)	↓



ACTIVITY



Month	Adjusted Scheduled Activity (UDA)	
	2018	2019
April	414	717
May	1,565	2,054
June	2,662	2,937
July	4,414	4,663
August	5,624	6,092
September	6,990	7,221
October	8,571	
November	9,903	
December	11,254	
January	12,523	
February	14,176	
March	15,882	
April	16,523	
May	16,523	
June	16,524	

QUALITY

	Quantity	Base Number	Contract	AT	Region	England
% of FP17s for the same patient ID Re-attending within 3 months - Children	62	1,048	5.9%	12.0%	12.2%	11.6%
% of FP17s for the same patient ID Re-attending within 3 months - Adults	306	2,851	10.7%	16.0%	15.8%	15.5%
% of FP17s for the same patient ID Re-attending between 3 & 9 months - Children	652	1,048	62.2%	58.2%	60.3%	58.8%
% of FP17s for the same patient ID Re-attending between 3 & 9 months - Adults	1,670	2,851	58.6%	51.6%	53.5%	51.1%
% of FP17s for Band 1 Urgent Courses	208	3,648	5.7%	10.1%	9.1%	9.0%
% of FP17s Relating to Free Repair or Replacements	10	3,648	0.3%	0.8%	1.0%	0.8%
% of FP17s Relating to Continuations	47	3,648	1.3%	0.9%	1.0%	0.9%
% of Patients satisfied with the dentistry they have received	0	1	N/A	94.9%	93.6%	93.3%
% of Patients satisfied with the time they had to wait for an appointment	0	1	N/A	89.4%	89.8%	88.9%

* This is based on patients treated on this contract for their most recent course of treatment. Figures in italics indicate the base number of FP17s or Patient Questionnaire responses are less than 100. N/A is shown where the base number of responses is less than 10 during the period. % is calculated as Quantity/Base number*100

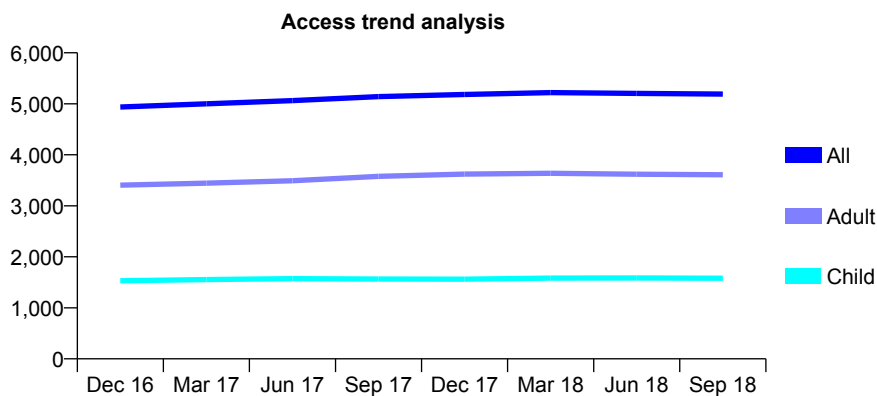
Q46 - Vital Signs At a Glance Contract Report for 153532/0001 - September 2018

Name or company name	Jakelara Ltd.
Contract type name	GDS Contract
Purpose of contract	General
Contract start date	01/05/2007
Contract end date	

18/19 Contracted general activity (UDA)	18,000
Carry forward general activity (UDA)	0
18/19 Contracted orthodontic activity (UOA)	0
Carry forward orthodontic activity (UOA)	0
Baseline contract value	£553,757.19

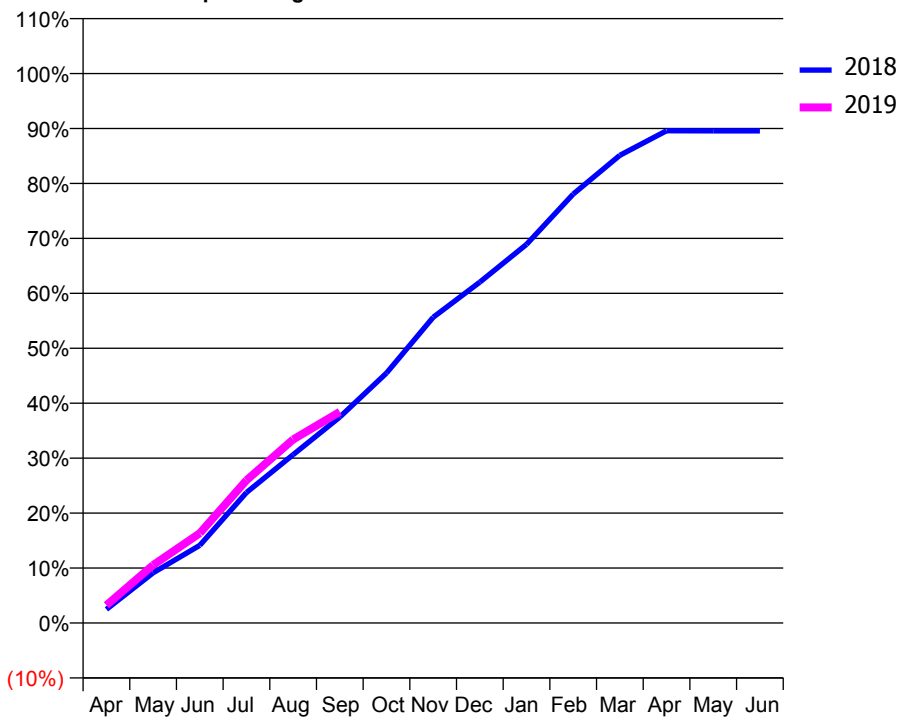
ACCESS*

Patients seen in 24 months	Total	Change since previous quarter
Quarter ending September 2017	5,141	
Quarter ending December 2017	5,182	→
Quarter ending March 2018	5,220	→
Quarter ending June 2018	5,204	→
Quarter ending September 2018	5,190	→
Variance since September 2017	1.0%	→



ACTIVITY

Cumulative percentage of contracted UDA delivered 2018 & 2019



Month	Adjusted Scheduled Activity (UDA)	
	2018	2019
April	449	582
May	1,645	1,898
June	2,544	2,943
July	4,276	4,675
August	5,514	6,014
September	6,746	6,918
October	8,186	
November	10,012	
December	11,168	
January	12,402	
February	14,049	
March	15,320	
April	16,123	
May	16,122	
June	16,122	

QUALITY

	Quantity	Base Number	Contract	AT	Region	England
% of FP17s for the same patient ID Re-attending within 3 months - Children	114	998	11.4%	12.0%	12.2%	11.6%
% of FP17s for the same patient ID Re-attending within 3 months - Adults	537	2,440	22.0%	16.0%	15.8%	15.5%
% of FP17s for the same patient ID Re-attending between 3 & 9 months - Children	488	998	48.9%	58.2%	60.3%	58.8%
% of FP17s for the same patient ID Re-attending between 3 & 9 months - Adults	1,157	2,440	47.4%	51.6%	53.5%	51.1%
% of FP17s for Band 1 Urgent Courses	517	3,183	16.2%	10.1%	9.1%	9.0%
% of FP17s Relating to Free Repair or Replacements	49	3,183	1.5%	0.8%	1.0%	0.8%
% of FP17s Relating to Continuations	110	3,183	3.5%	0.9%	1.0%	0.9%
% of Patients satisfied with the dentistry they have received	2	2	N/A	94.9%	93.6%	93.3%
% of Patients satisfied with the time they had to wait for an appointment	2	2	N/A	89.4%	89.8%	88.9%

* This is based on patients treated on this contract for their most recent course of treatment. Figures in italics indicate the base number of FP17s or Patient Questionnaire responses are less than 100. N/A is shown where the base number of responses is less than 10 during the period. % is calculated as Quantity/Base number*100

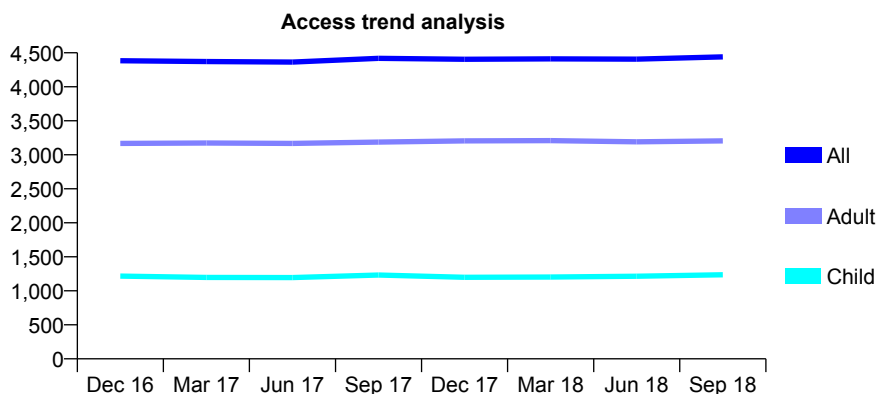
Q46 - Vital Signs At a Glance Contract Report for 153850/0001 - September 2018

Name or company name	Winton Dental Practice
Contract type name	GDS Contract
Purpose of contract	General
Contract start date	21/05/2010
Contract end date	

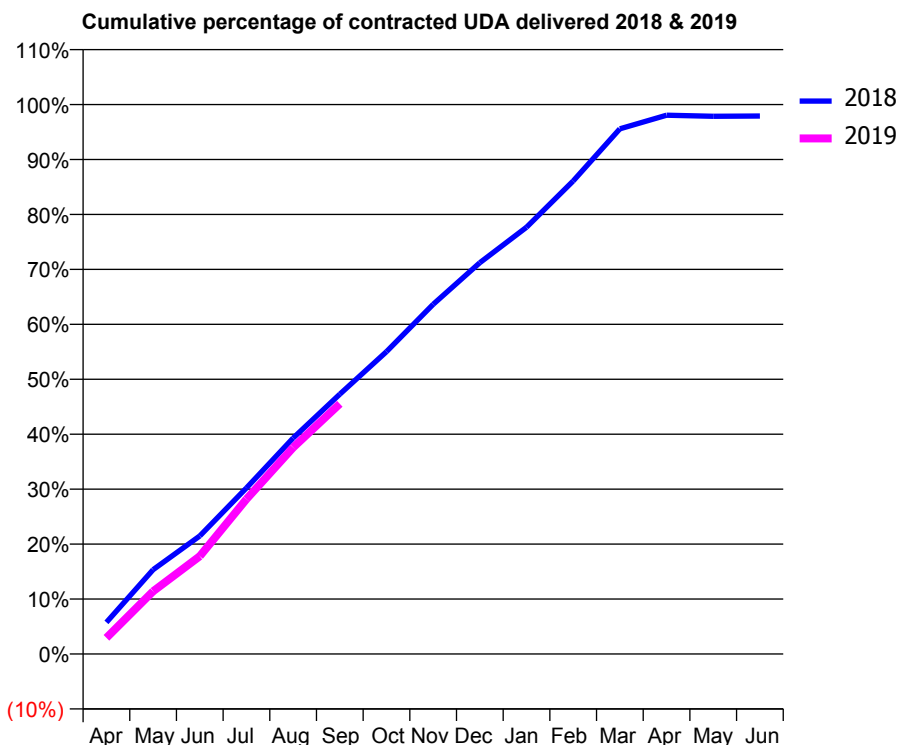
18/19 Contracted general activity (UDA)	16,701
Carry forward general activity (UDA)	0
18/19 Contracted orthodontic activity (UOA)	0
Carry forward orthodontic activity (UOA)	0
Baseline contract value	£419,237.60

ACCESS*

Patients seen in 24 months	Total	Change since previous quarter
Quarter ending September 2017	4,419	
Quarter ending December 2017	4,404	→
Quarter ending March 2018	4,411	→
Quarter ending June 2018	4,407	→
Quarter ending September 2018	4,441	→
Variance since September 2017	0.5%	→



ACTIVITY



Month	Adjusted Scheduled Activity (UDA)	
	2018	2019
April	964	492
May	2,564	1,908
June	3,587	2,975
July	5,049	4,708
August	6,564	6,276
September	7,898	7,606
October	9,189	
November	10,627	
December	11,895	
January	12,969	
February	14,376	
March	15,961	
April	16,375	
May	16,343	
June	16,350	

QUALITY

	Quantity	Base Number	Contract	AT	Region	England
% of FP17s for the same patient ID Re-attending within 3 months - Children	121	926	13.1%	12.0%	12.2%	11.6%
% of FP17s for the same patient ID Re-attending within 3 months - Adults	442	2,472	17.9%	16.0%	15.8%	15.5%
% of FP17s for the same patient ID Re-attending between 3 & 9 months - Children	520	926	56.2%	58.2%	60.3%	58.8%
% of FP17s for the same patient ID Re-attending between 3 & 9 months - Adults	1,386	2,472	56.1%	51.6%	53.5%	51.1%
% of FP17s for Band 1 Urgent Courses	486	3,198	15.2%	10.1%	9.1%	9.0%
% of FP17s Relating to Free Repair or Replacements	46	3,198	1.4%	0.8%	1.0%	0.8%
% of FP17s Relating to Continuations	39	3,198	1.2%	0.9%	1.0%	0.9%
% of Patients satisfied with the dentistry they have received	1	1	N/A	94.9%	93.6%	93.3%
% of Patients satisfied with the time they had to wait for an appointment	1	1	N/A	89.4%	89.8%	88.9%

* This is based on patients treated on this contract for their most recent course of treatment. Figures in italics indicate the base number of FP17s or Patient Questionnaire responses are less than 100. N/A is shown where the base number of responses is less than 10 during the period. % is calculated as Quantity/Base number*100

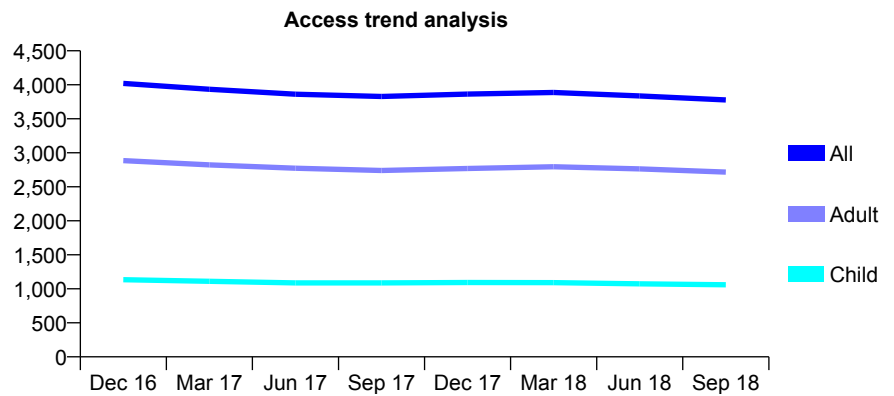
Q46 - Vital Signs At a Glance Contract Report for 153869/0001 - September 2018

Name or company name	High Street Dental Practice Partnership
Contract type name	GDS Contract
Purpose of contract	General
Contract start date	01/01/2014
Contract end date	

18/19 Contracted general activity (UDA)	13,000
Carry forward general activity (UDA)	0
18/19 Contracted orthodontic activity (UOA)	0
Carry forward orthodontic activity (UOA)	0
Baseline contract value	£353,273.27

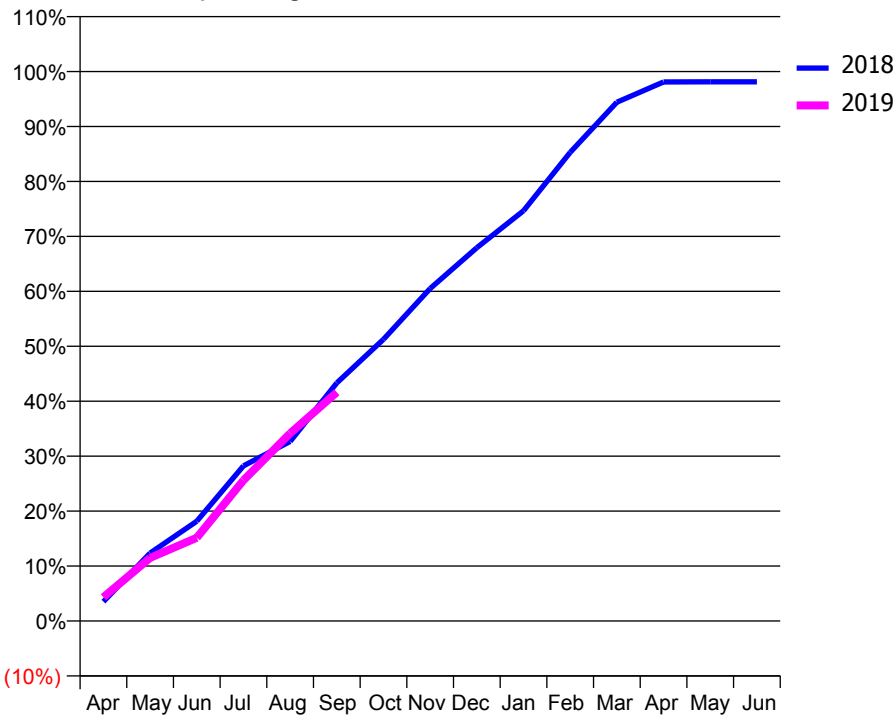
ACCESS*

Patients seen in 24 months	Total	Change since previous quarter
Quarter ending September 2017	3,829	
Quarter ending December 2017	3,864	→
Quarter ending March 2018	3,887	→
Quarter ending June 2018	3,837	↓
Quarter ending September 2018	3,777	↓
Variance since September 2017	(1.4%)	↓



ACTIVITY

Cumulative percentage of contracted UDA delivered 2018 & 2019



Month	Adjusted Scheduled Activity (UDA)	
	2018	2019
April	458	562
May	1,608	1,494
June	2,361	1,971
July	3,669	3,331
August	4,249	4,439
September	5,634	5,411
October	6,665	
November	7,865	
December	8,831	
January	9,704	
February	11,087	
March	12,274	
April	12,753	
May	12,756	
June	12,756	

QUALITY

	Quantity	Base Number	Contract	AT	Region	England
% of FP17s for the same patient ID Re-attending within 3 months - Children	44	820	5.4%	12.0%	12.2%	11.6%
% of FP17s for the same patient ID Re-attending within 3 months - Adults	240	1,925	12.5%	16.0%	15.8%	15.5%
% of FP17s for the same patient ID Re-attending between 3 & 9 months - Children	564	820	68.8%	58.2%	60.3%	58.8%
% of FP17s for the same patient ID Re-attending between 3 & 9 months - Adults	1,166	1,925	60.6%	51.6%	53.5%	51.1%
% of FP17s for Band 1 Urgent Courses	144	2,540	5.7%	10.1%	9.1%	9.0%
% of FP17s Relating to Free Repair or Replacements	12	2,540	0.5%	0.8%	1.0%	0.8%
% of FP17s Relating to Continuations	58	2,540	2.3%	0.9%	1.0%	0.9%
% of Patients satisfied with the dentistry they have received	5	5	N/A	94.9%	93.6%	93.3%
% of Patients satisfied with the time they had to wait for an appointment	4	5	N/A	89.4%	89.8%	88.9%

* This is based on patients treated on this contract for their most recent course of treatment. Figures in italics indicate the base number of FP17s or Patient Questionnaire responses are less than 100. N/A is shown where the base number of responses is less than 10 during the period. % is calculated as Quantity/Base number*100

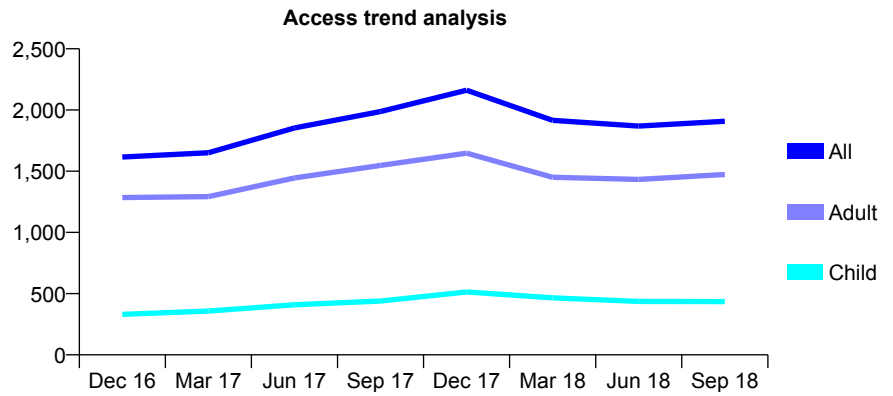
Q46 - Vital Signs At a Glance Contract Report for 153877/0001 - September 2018

Name or company name	The Glyn House Dental Partnership
Contract type name	GDS Contract
Purpose of contract	General
Contract start date	01/12/2013
Contract end date	

18/19 Contracted general activity (UDA)	6,444
Carry forward general activity (UDA)	0
18/19 Contracted orthodontic activity (UOA)	0
Carry forward orthodontic activity (UOA)	0
Baseline contract value	£210,637.18

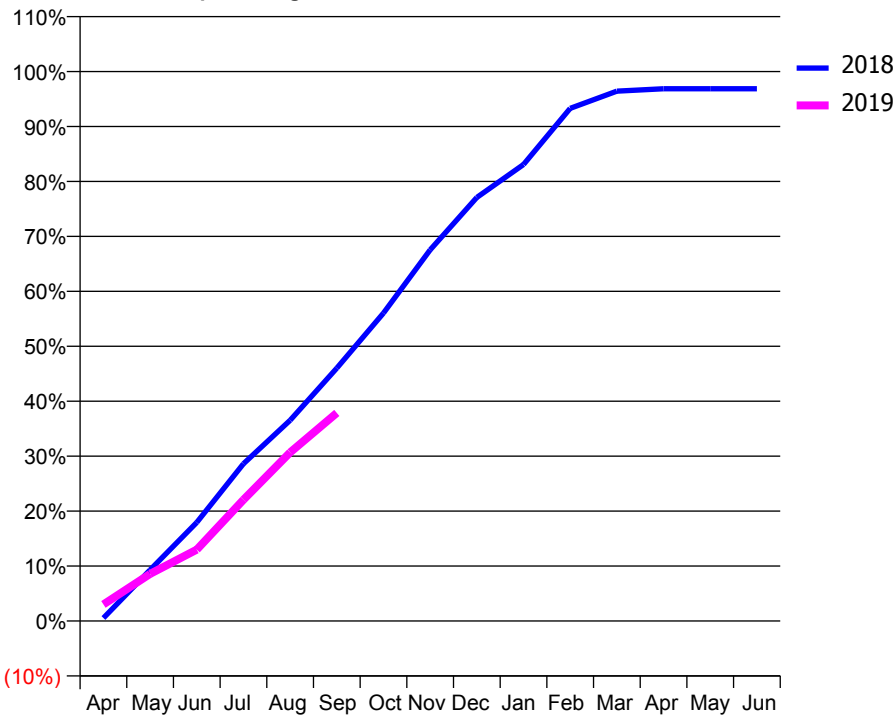
ACCESS*

Patients seen in 24 months	Total	Change since previous quarter
Quarter ending September 2017	1,987	
Quarter ending December 2017	2,162	↑
Quarter ending March 2018	1,916	↓
Quarter ending June 2018	1,869	↓
Quarter ending September 2018	1,908	↑
Variance since September 2017	(4.0%)	↓



ACTIVITY

Cumulative percentage of contracted UDA delivered 2018 & 2019



Month	Adjusted Scheduled Activity (UDA)	
	2018	2019
April	36	194
May	599	553
June	1,156	838
July	1,844	1,422
August	2,355	1,977
September	2,966	2,440
October	3,612	
November	4,352	
December	4,968	
January	5,353	
February	6,012	
March	6,213	
April	6,242	
May	6,242	
June	6,242	

QUALITY

	Quantity	Base Number	Contract	AT	Region	England
% of FP17s for the same patient ID Re-attending within 3 months - Children	22	291	7.6%	12.0%	12.2%	11.6%
% of FP17s for the same patient ID Re-attending within 3 months - Adults	95	953	10.0%	16.0%	15.8%	15.5%
% of FP17s for the same patient ID Re-attending between 3 & 9 months - Children	151	291	51.9%	58.2%	60.3%	58.8%
% of FP17s for the same patient ID Re-attending between 3 & 9 months - Adults	407	953	42.7%	51.6%	53.5%	51.1%
% of FP17s for Band 1 Urgent Courses	158	1,230	12.8%	10.1%	9.1%	9.0%
% of FP17s Relating to Free Repair or Replacements	4	1,230	0.3%	0.8%	1.0%	0.8%
% of FP17s Relating to Continuations	1	1,230	0.1%	0.9%	1.0%	0.9%
% of Patients satisfied with the dentistry they have received	1	1	N/A	94.9%	93.6%	93.3%
% of Patients satisfied with the time they had to wait for an appointment	1	1	N/A	89.4%	89.8%	88.9%

* This is based on patients treated on this contract for their most recent course of treatment. Figures in italics indicate the base number of FP17s or Patient Questionnaire responses are less than 100. N/A is shown where the base number of responses is less than 10 during the period. % is calculated as Quantity/Base number*100

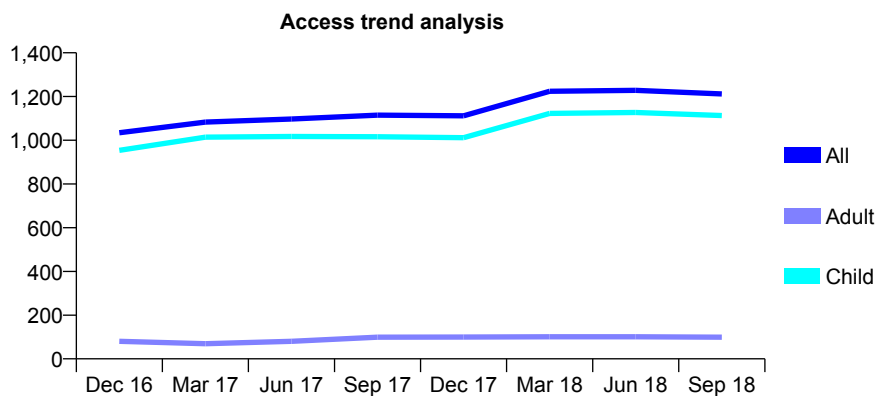
Q46 - Vital Signs At a Glance Contract Report for 154075/0001 - September 2018

Name or company name	Bloor & Mathieson
Contract type name	GDS Contract
Purpose of contract	General
Contract start date	01/11/2014
Contract end date	

18/19 Contracted general activity (UDA)	2,514
Carry forward general activity (UDA)	0
18/19 Contracted orthodontic activity (UOA)	0
Carry forward orthodontic activity (UOA)	0
Baseline contract value	£54,483.33

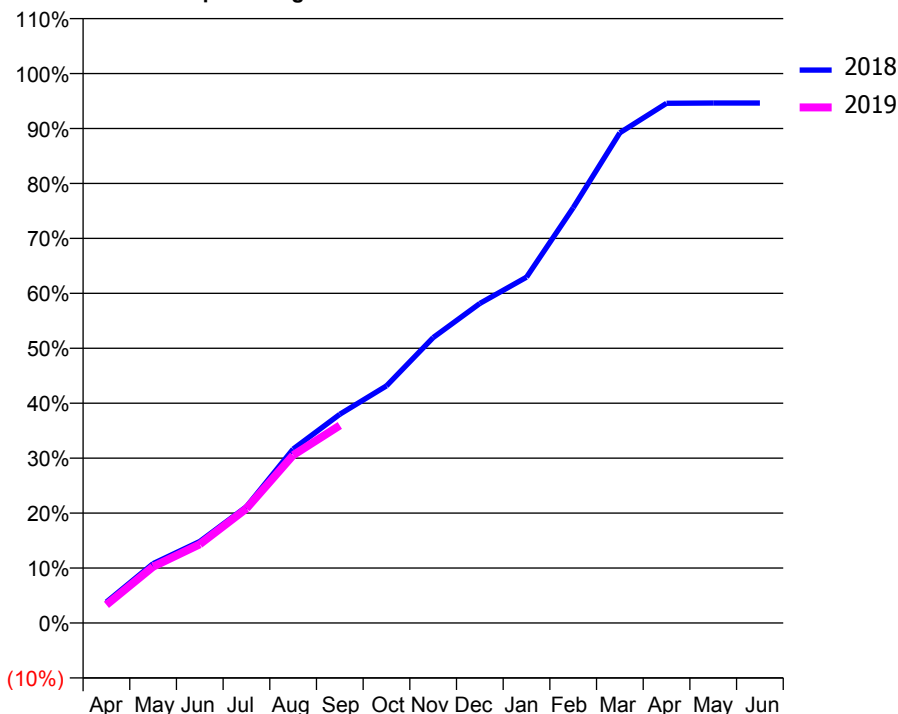
ACCESS*

Patients seen in 24 months	Total	Change since previous quarter
Quarter ending September 2017	1,115	
Quarter ending December 2017	1,112	→
Quarter ending March 2018	1,224	↑
Quarter ending June 2018	1,228	→
Quarter ending September 2018	1,212	↓
Variance since September 2017	8.7%	↑



ACTIVITY

Cumulative percentage of contracted UDA delivered 2018 & 2019



Month	Adjusted Scheduled Activity (UDA)	
	2018	2019
April	96	83
May	272	258
June	373	360
July	532	524
August	796	768
September	955	904
October	1,085	
November	1,306	
December	1,462	
January	1,582	
February	1,900	
March	2,243	
April	2,378	
May	2,379	
June	2,379	

QUALITY

	Quantity	Base Number	Contract	AT	Region	England
% of FP17s for the same patient ID Re-attending within 3 months - Children	53	716	7.4%	12.0%	12.2%	11.6%
% of FP17s for the same patient ID Re-attending within 3 months - Adults	0	0	N/A	16.0%	15.8%	15.5%
% of FP17s for the same patient ID Re-attending between 3 & 9 months - Children	409	716	57.1%	58.2%	60.3%	58.8%
% of FP17s for the same patient ID Re-attending between 3 & 9 months - Adults	0	0	N/A	51.6%	53.5%	51.1%
% of FP17s for Band 1 Urgent Courses	0	630	0.0%	10.1%	9.1%	9.0%
% of FP17s Relating to Free Repair or Replacements	0	630	0.0%	0.8%	1.0%	0.8%
% of FP17s Relating to Continuations	0	630	0.0%	0.9%	1.0%	0.9%
% of Patients satisfied with the dentistry they have received	0	0	N/A	94.9%	93.6%	93.3%
% of Patients satisfied with the time they had to wait for an appointment	0	0	N/A	89.4%	89.8%	88.9%

* This is based on patients treated on this contract for their most recent course of treatment. Figures in italics indicate the base number of FP17s or Patient Questionnaire responses are less than 100. N/A is shown where the base number of responses is less than 10 during the period. % is calculated as Quantity/Base number*100

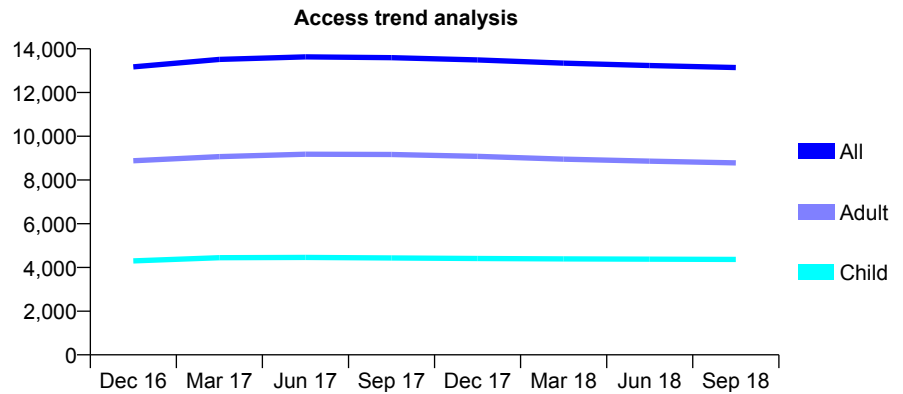
Q46 - Vital Signs At a Glance Contract Report for 154210/0002 - September 2018

Name or company name	Roch Valley Dental
Contract type name	GDS Contract
Purpose of contract	General
Contract start date	01/12/2009
Contract end date	

18/19 Contracted general activity (UDA)	31,085
Carry forward general activity (UDA)	0
18/19 Contracted orthodontic activity (UOA)	0
Carry forward orthodontic activity (UOA)	0
Baseline contract value	£777,200.66

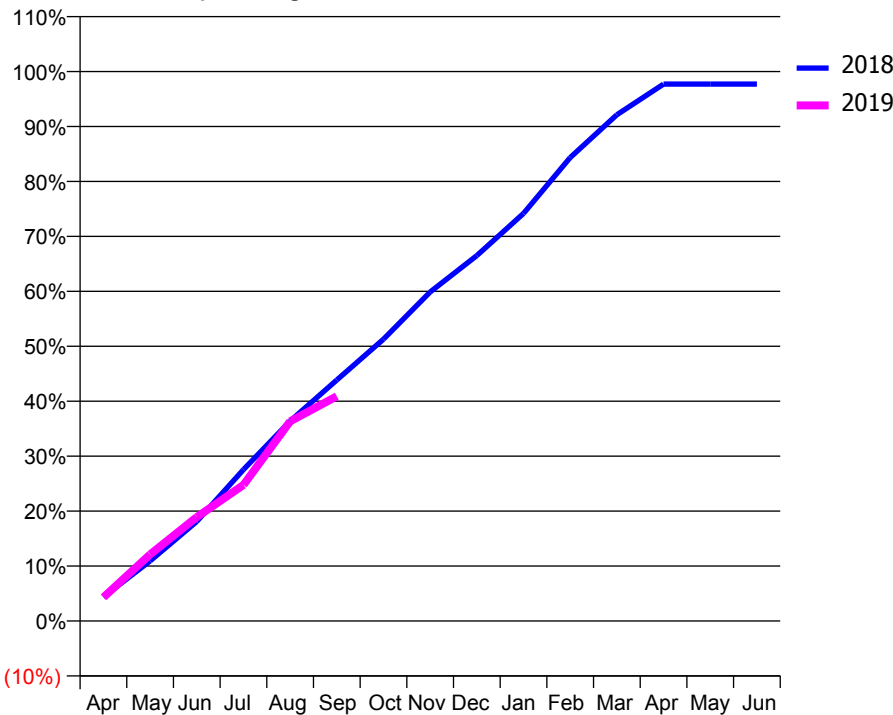
ACCESS*

Patients seen in 24 months	Total	Change since previous quarter
Quarter ending September 2017	13,595	
Quarter ending December 2017	13,491	→
Quarter ending March 2018	13,342	↓
Quarter ending June 2018	13,237	→
Quarter ending September 2018	13,145	→
Variance since September 2017	(3.3%)	↓



ACTIVITY

Cumulative percentage of contracted UDA delivered 2018 & 2019



Adjusted Scheduled Activity (UDA)		
Month	2018	2019
April	1,359	1,336
May	3,395	3,765
June	5,632	5,878
July	8,566	7,701
August	11,311	11,293
September	13,638	12,717
October	15,940	
November	18,617	
December	20,670	
January	23,056	
February	26,216	
March	28,636	
April	30,376	
May	30,373	
June	30,376	

QUALITY

	Quantity	Base Number	Contract	AT	Region	England
% of FP17s for the same patient ID Re-attending within 3 months - Children	638	3,944	16.2%	12.0%	12.2%	11.6%
% of FP17s for the same patient ID Re-attending within 3 months - Adults	961	5,049	19.0%	16.0%	15.8%	15.5%
% of FP17s for the same patient ID Re-attending between 3 & 9 months - Children	2,218	3,944	56.2%	58.2%	60.3%	58.8%
% of FP17s for the same patient ID Re-attending between 3 & 9 months - Adults	2,040	5,049	40.4%	51.6%	53.5%	51.1%
% of FP17s for Band 1 Urgent Courses	667	7,065	9.4%	10.1%	9.1%	9.0%
% of FP17s Relating to Free Repair or Replacements	85	7,065	1.2%	0.8%	1.0%	0.8%
% of FP17s Relating to Continuations	30	7,065	0.4%	0.9%	1.0%	0.9%
% of Patients satisfied with the dentistry they have received	4	4	N/A	94.9%	93.6%	93.3%
% of Patients satisfied with the time they had to wait for an appointment	4	4	N/A	89.4%	89.8%	88.9%

* This is based on patients treated on this contract for their most recent course of treatment. Figures in italics indicate the base number of FP17s or Patient Questionnaire responses are less than 100. N/A is shown where the base number of responses is less than 10 during the period. % is calculated as Quantity/Base number*100

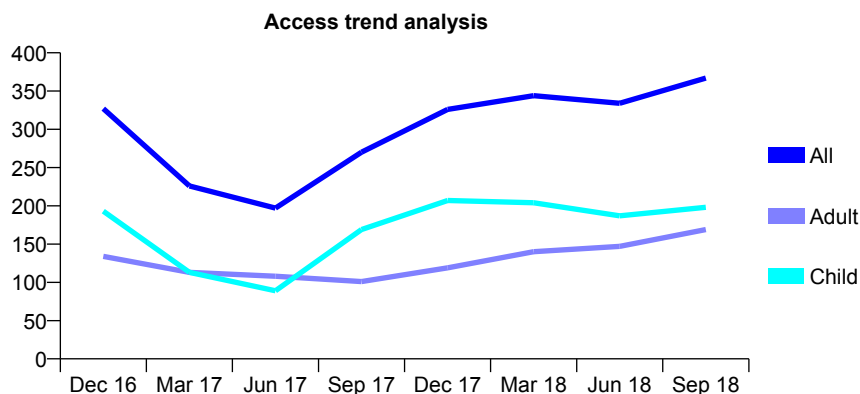
Q46 - Vital Signs At a Glance Contract Report for 154849/0001 - September 2018

Name or company name	Mr Ravat and Mr Ray
Contract type name	GDS Contract
Purpose of contract	General
Contract start date	01/12/2013
Contract end date	

18/19 Contracted general activity (UDA)	1,158
Carry forward general activity (UDA)	0
18/19 Contracted orthodontic activity (UOA)	0
Carry forward orthodontic activity (UOA)	0
Baseline contract value	£28,328.17

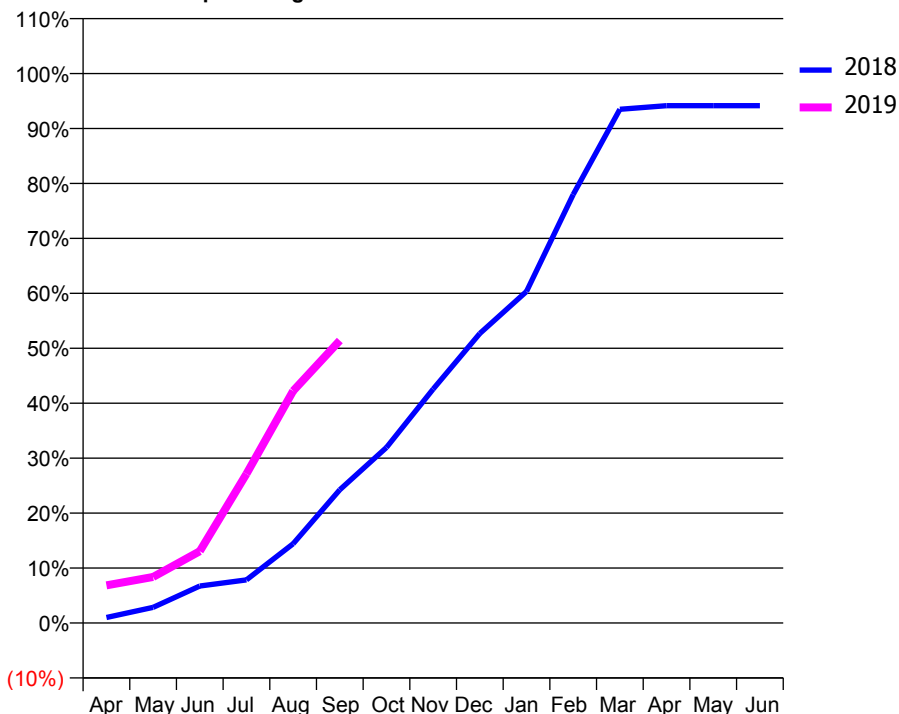
ACCESS*

Patients seen in 24 months	Total	Change since previous quarter
Quarter ending September 2017	270	
Quarter ending December 2017	326	↑
Quarter ending March 2018	344	↑
Quarter ending June 2018	334	↓
Quarter ending September 2018	367	↑
Variance since September 2017	35.9%	↑



ACTIVITY

Cumulative percentage of contracted UDA delivered 2018 & 2019



Month	Adjusted Scheduled Activity (UDA)	
	2018	2019
April	11	79
May	31	97
June	73	151
July	85	314
August	156	489
September	263	595
October	346	
November	461	
December	571	
January	654	
February	845	
March	1,013	
April	1,020	
May	1,020	
June	1,020	

QUALITY

	Quantity	Base Number	Contract	AT	Region	England
% of FP17s for the same patient ID Re-attending within 3 months - Children	6	158	3.8%	12.0%	12.2%	11.6%
% of FP17s for the same patient ID Re-attending within 3 months - Adults	8	128	6.3%	16.0%	15.8%	15.5%
% of FP17s for the same patient ID Re-attending between 3 & 9 months - Children	43	158	27.2%	58.2%	60.3%	58.8%
% of FP17s for the same patient ID Re-attending between 3 & 9 months - Adults	20	128	15.6%	51.6%	53.5%	51.1%
% of FP17s for Band 1 Urgent Courses	17	283	6.0%	10.1%	9.1%	9.0%
% of FP17s Relating to Free Repair or Replacements	0	283	0.0%	0.8%	1.0%	0.8%
% of FP17s Relating to Continuations	1	283	0.4%	0.9%	1.0%	0.9%
% of Patients satisfied with the dentistry they have received	0	0	N/A	94.9%	93.6%	93.3%
% of Patients satisfied with the time they had to wait for an appointment	0	0	N/A	89.4%	89.8%	88.9%

* This is based on patients treated on this contract for their most recent course of treatment. Figures in italics indicate the base number of FP17s or Patient Questionnaire responses are less than 100. N/A is shown where the base number of responses is less than 10 during the period. % is calculated as Quantity/Base number*100

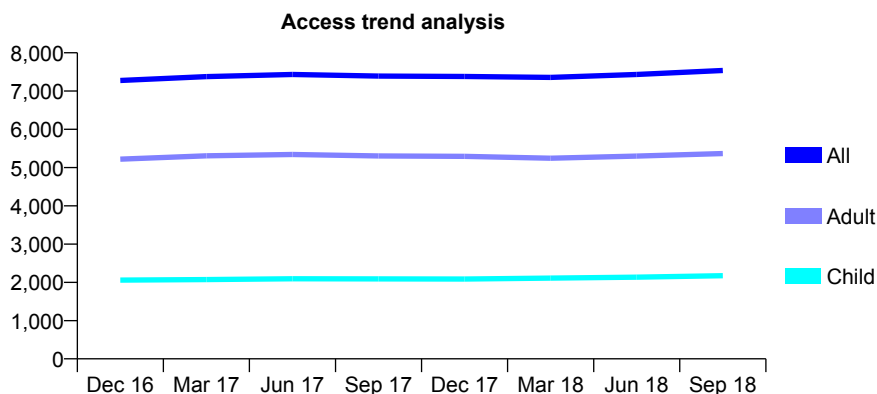
Q46 - Vital Signs At a Glance Contract Report for 155160/0001 - September 2018

Name or company name	DCO Dental
Contract type name	GDS Contract
Purpose of contract	General
Contract start date	01/01/2009
Contract end date	

18/19 Contracted general activity (UDA)	20,000
Carry forward general activity (UDA)	0
18/19 Contracted orthodontic activity (UOA)	0
Carry forward orthodontic activity (UOA)	0
Baseline contract value	£494,519.04

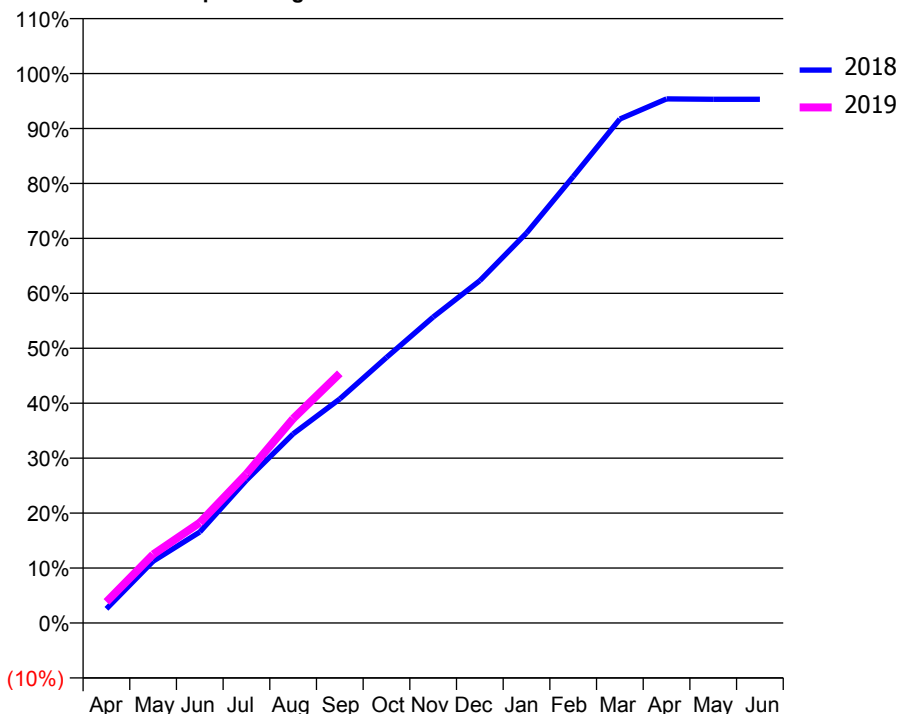
ACCESS*

Patients seen in 24 months	Total	Change since previous quarter
Quarter ending September 2017	7,393	
Quarter ending December 2017	7,380	→
Quarter ending March 2018	7,356	→
Quarter ending June 2018	7,435	→
Quarter ending September 2018	7,539	→
Variance since September 2017	2.0%	→



ACTIVITY

Cumulative percentage of contracted UDA delivered 2018 & 2019



Month	Adjusted Scheduled Activity (UDA)	
	2018	2019
April	517	771
May	2,251	2,497
June	3,311	3,651
July	5,203	5,428
August	6,886	7,438
September	8,157	9,086
October	9,665	
November	11,138	
December	12,463	
January	14,194	
February	16,246	
March	18,345	
April	19,075	
May	19,061	
June	19,063	

QUALITY

	Quantity	Base Number	Contract	AT	Region	England
% of FP17s for the same patient ID Re-attending within 3 months - Children	120	1,604	7.5%	12.0%	12.2%	11.6%
% of FP17s for the same patient ID Re-attending within 3 months - Adults	578	3,604	16.0%	16.0%	15.8%	15.5%
% of FP17s for the same patient ID Re-attending between 3 & 9 months - Children	985	1,604	61.4%	58.2%	60.3%	58.8%
% of FP17s for the same patient ID Re-attending between 3 & 9 months - Adults	1,666	3,604	46.2%	51.6%	53.5%	51.1%
% of FP17s for Band 1 Urgent Courses	460	4,512	10.2%	10.1%	9.1%	9.0%
% of FP17s Relating to Free Repair or Replacements	35	4,512	0.8%	0.8%	1.0%	0.8%
% of FP17s Relating to Continuations	15	4,512	0.3%	0.9%	1.0%	0.9%
% of Patients satisfied with the dentistry they have received	3	3	N/A	94.9%	93.6%	93.3%
% of Patients satisfied with the time they had to wait for an appointment	2	3	N/A	89.4%	89.8%	88.9%

* This is based on patients treated on this contract for their most recent course of treatment. Figures in italics indicate the base number of FP17s or Patient Questionnaire responses are less than 100. N/A is shown where the base number of responses is less than 10 during the period. % is calculated as Quantity/Base number*100

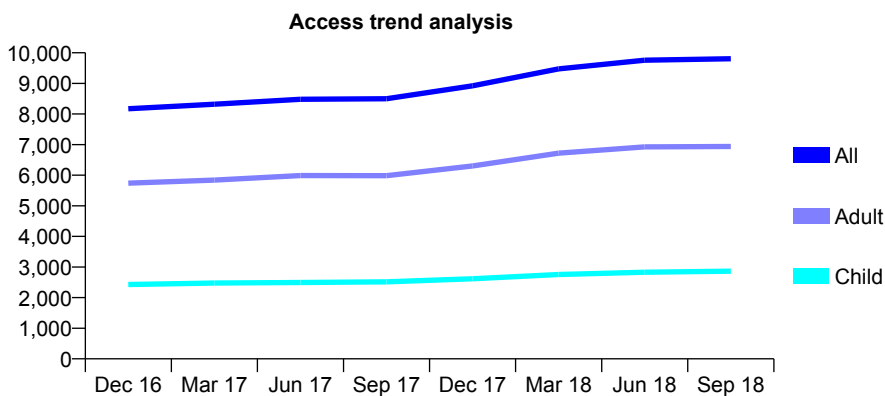
Q46 - Vital Signs At a Glance Contract Report for 155160/0002 - September 2018

Name or company name	DCO Dental
Contract type name	GDS Contract
Purpose of contract	General
Contract start date	01/08/2009
Contract end date	

18/19 Contracted general activity (UDA)	23,150
Carry forward general activity (UDA)	0
18/19 Contracted orthodontic activity (UOA)	0
Carry forward orthodontic activity (UOA)	0
Baseline contract value	£572,405.79

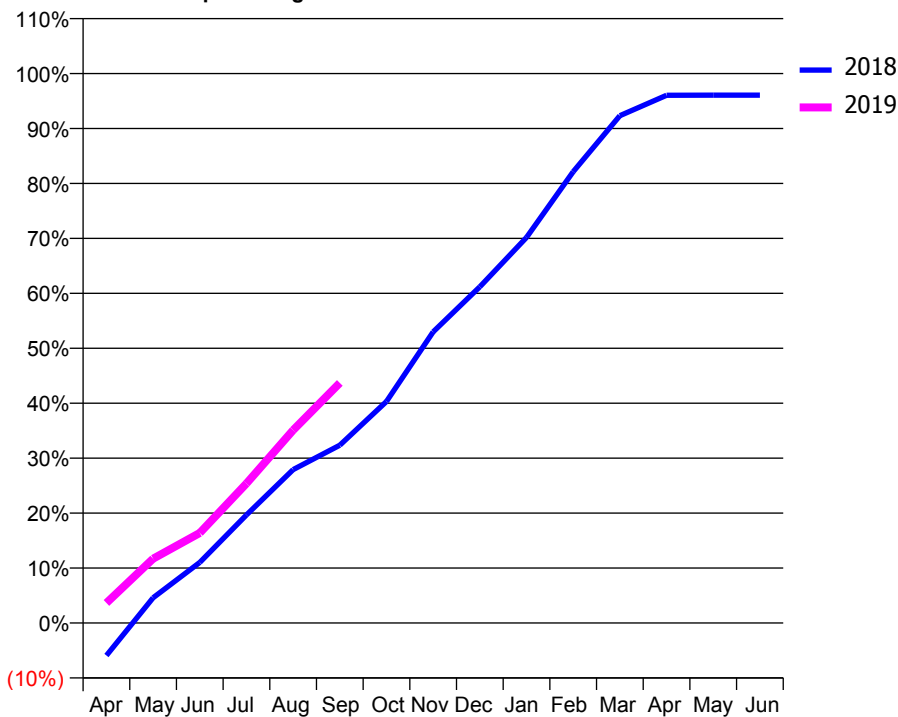
ACCESS*

Patients seen in 24 months	Total	Change since previous quarter
Quarter ending September 2017	8,499	
Quarter ending December 2017	8,922	↑
Quarter ending March 2018	9,476	↑
Quarter ending June 2018	9,758	↑
Quarter ending September 2018	9,804	→
Variance since September 2017	15.4%	↑



ACTIVITY

Cumulative percentage of contracted UDA delivered 2018 & 2019



Adjusted Scheduled Activity (UDA)		
Month	2018	2019
April	-1,374	845
May	1,062	2,710
June	2,555	3,792
July	4,555	5,879
August	6,462	8,126
September	7,489	10,113
October	9,333	
November	12,265	
December	14,164	
January	16,242	
February	19,011	
March	21,372	
April	22,233	
May	22,238	
June	22,239	

QUALITY

	Quantity	Base Number	Contract	AT	Region	England
% of FP17s for the same patient ID Re-attending within 3 months - Children	147	2,130	6.9%	12.0%	12.2%	11.6%
% of FP17s for the same patient ID Re-attending within 3 months - Adults	673	4,600	14.6%	16.0%	15.8%	15.5%
% of FP17s for the same patient ID Re-attending between 3 & 9 months - Children	1,312	2,130	61.6%	58.2%	60.3%	58.8%
% of FP17s for the same patient ID Re-attending between 3 & 9 months - Adults	2,331	4,600	50.7%	51.6%	53.5%	51.1%
% of FP17s for Band 1 Urgent Courses	433	5,275	8.2%	10.1%	9.1%	9.0%
% of FP17s Relating to Free Repair or Replacements	46	5,275	0.9%	0.8%	1.0%	0.8%
% of FP17s Relating to Continuations	11	5,275	0.2%	0.9%	1.0%	0.9%
% of Patients satisfied with the dentistry they have received	3	3	N/A	94.9%	93.6%	93.3%
% of Patients satisfied with the time they had to wait for an appointment	3	3	N/A	89.4%	89.8%	88.9%

* This is based on patients treated on this contract for their most recent course of treatment. Figures in italics indicate the base number of FP17s or Patient Questionnaire responses are less than 100. N/A is shown where the base number of responses is less than 10 during the period. % is calculated as Quantity/Base number*100

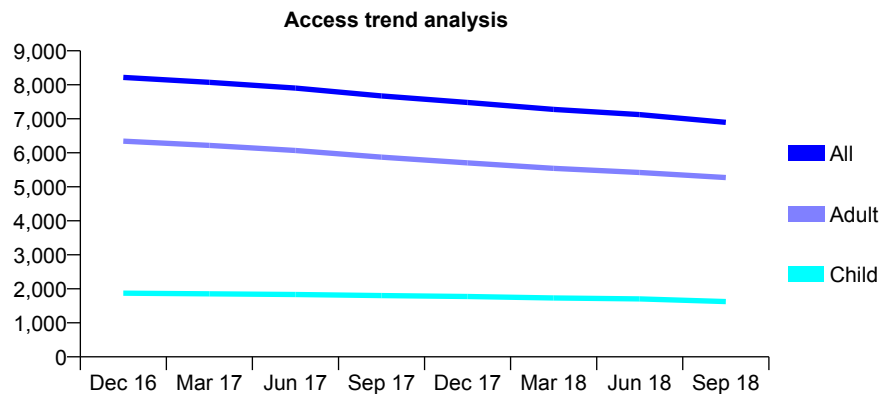
Q46 - Vital Signs At a Glance Contract Report for 155195/0001 - September 2018

Name or company name	Bolton and Bury Dental Practice
Contract type name	GDS Contract
Purpose of contract	General
Contract start date	01/04/2012
Contract end date	

18/19 Contracted general activity (UDA)	28,500
Carry forward general activity (UDA)	0
18/19 Contracted orthodontic activity (UOA)	0
Carry forward orthodontic activity (UOA)	0
Baseline contract value	£863,104.51

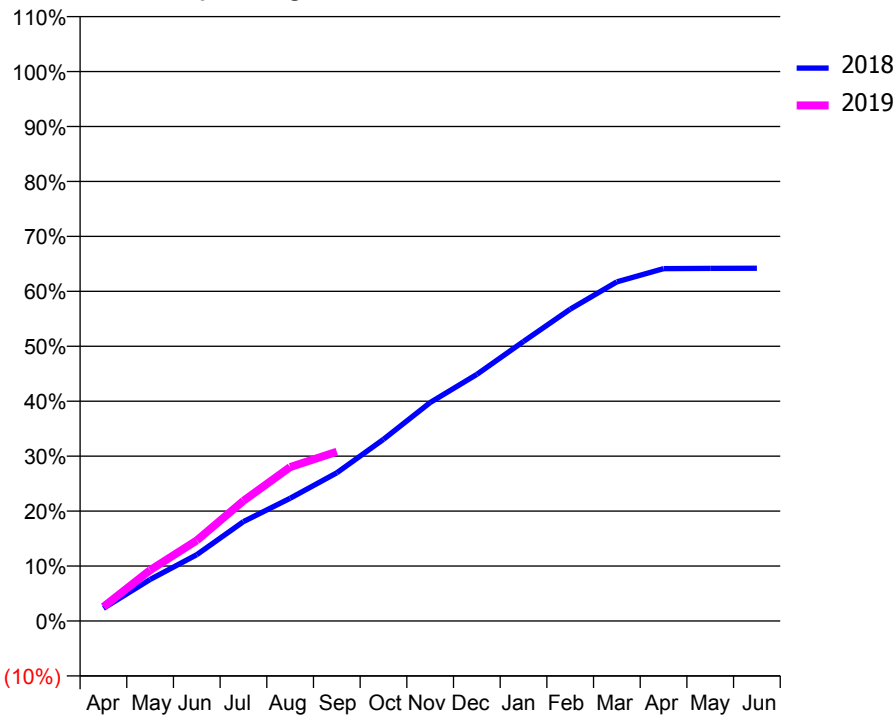
ACCESS*

Patients seen in 24 months	Total	Change since previous quarter
Quarter ending September 2017	7,674	
Quarter ending December 2017	7,481	↓
Quarter ending March 2018	7,277	↓
Quarter ending June 2018	7,125	↓
Quarter ending September 2018	6,898	↓
Variance since September 2017	(10.1%)	↓



ACTIVITY

Cumulative percentage of contracted UDA delivered 2018 & 2019



Month	Adjusted Scheduled Activity (UDA)	
	2018	2019
April	738	734
May	2,411	2,637
June	3,856	4,179
July	5,780	6,237
August	7,134	7,984
September	8,611	8,782
October	10,561	
November	12,694	
December	14,333	
January	16,242	
February	18,121	
March	19,712	
April	20,480	
May	20,494	
June	20,499	

QUALITY

	Quantity	Base Number	Contract	AT	Region	England
% of FP17s for the same patient ID Re-attending within 3 months - Children	75	869	8.6%	12.0%	12.2%	11.6%
% of FP17s for the same patient ID Re-attending within 3 months - Adults	543	3,066	17.7%	16.0%	15.8%	15.5%
% of FP17s for the same patient ID Re-attending between 3 & 9 months - Children	326	869	37.5%	58.2%	60.3%	58.8%
% of FP17s for the same patient ID Re-attending between 3 & 9 months - Adults	1,121	3,066	36.6%	51.6%	53.5%	51.1%
% of FP17s for Band 1 Urgent Courses	363	3,633	10.0%	10.1%	9.1%	9.0%
% of FP17s Relating to Free Repair or Replacements	29	3,633	0.8%	0.8%	1.0%	0.8%
% of FP17s Relating to Continuations	75	3,633	2.1%	0.9%	1.0%	0.9%
% of Patients satisfied with the dentistry they have received	2	2	N/A	94.9%	93.6%	93.3%
% of Patients satisfied with the time they had to wait for an appointment	1	2	N/A	89.4%	89.8%	88.9%

* This is based on patients treated on this contract for their most recent course of treatment. Figures in italics indicate the base number of FP17s or Patient Questionnaire responses are less than 100. N/A is shown where the base number of responses is less than 10 during the period. % is calculated as Quantity/Base number*100

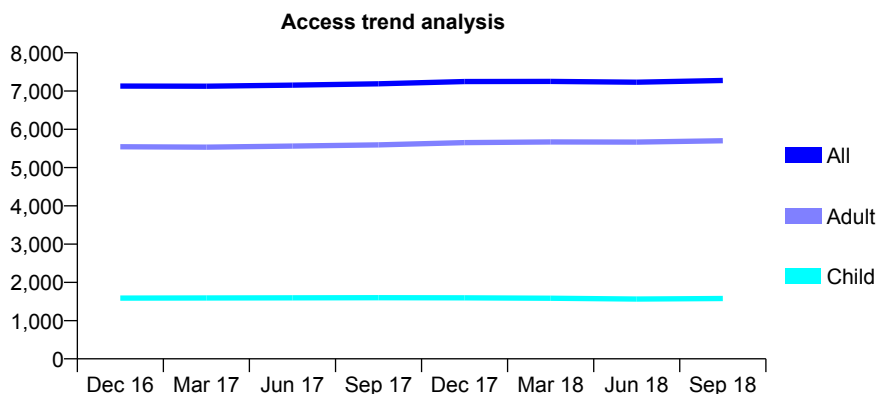
Q46 - Vital Signs At a Glance Contract Report for 156140/0001 - September 2018

Name or company name	Edgeley Dental Practice
Contract type name	GDS Contract
Purpose of contract	General
Contract start date	22/03/2007
Contract end date	

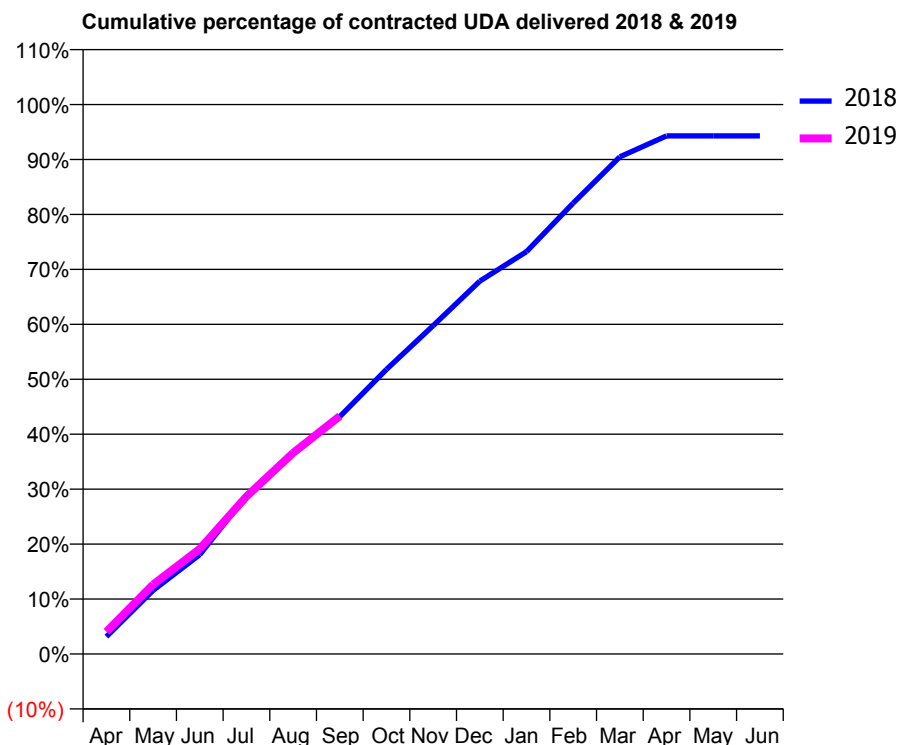
18/19 Contracted general activity (UDA)	22,636
Carry forward general activity (UDA)	0
18/19 Contracted orthodontic activity (UOA)	0
Carry forward orthodontic activity (UOA)	0
Baseline contract value	£727,921.58

ACCESS*

Patients seen in 24 months	Total	Change since previous quarter
Quarter ending September 2017	7,190	
Quarter ending December 2017	7,249	→
Quarter ending March 2018	7,253	→
Quarter ending June 2018	7,232	→
Quarter ending September 2018	7,277	→
Variance since September 2017	1.2%	→



ACTIVITY



Month	Adjusted Scheduled Activity (UDA)	
	2018	2019
April	716	920
May	2,624	2,864
June	4,095	4,329
July	6,523	6,488
August	8,254	8,288
September	9,778	9,803
October	11,727	
November	13,528	
December	15,360	
January	16,574	
February	18,575	
March	20,483	
April	21,342	
May	21,342	
June	21,342	

QUALITY

	Quantity	Base Number	Contract	AT	Region	England
% of FP17s for the same patient ID Re-attending within 3 months - Children	59	1,215	4.9%	12.0%	12.2%	11.6%
% of FP17s for the same patient ID Re-attending within 3 months - Adults	615	4,553	13.5%	16.0%	15.8%	15.5%
% of FP17s for the same patient ID Re-attending between 3 & 9 months - Children	725	1,215	59.7%	58.2%	60.3%	58.8%
% of FP17s for the same patient ID Re-attending between 3 & 9 months - Adults	2,874	4,553	63.1%	51.6%	53.5%	51.1%
% of FP17s for Band 1 Urgent Courses	412	5,359	7.7%	10.1%	9.1%	9.0%
% of FP17s Relating to Free Repair or Replacements	44	5,359	0.8%	0.8%	1.0%	0.8%
% of FP17s Relating to Continuations	57	5,359	1.1%	0.9%	1.0%	0.9%
% of Patients satisfied with the dentistry they have received	2	2	N/A	94.9%	93.6%	93.3%
% of Patients satisfied with the time they had to wait for an appointment	2	2	N/A	89.4%	89.8%	88.9%

* This is based on patients treated on this contract for their most recent course of treatment. Figures in italics indicate the base number of FP17s or Patient Questionnaire responses are less than 100. N/A is shown where the base number of responses is less than 10 during the period. % is calculated as Quantity/Base number*100

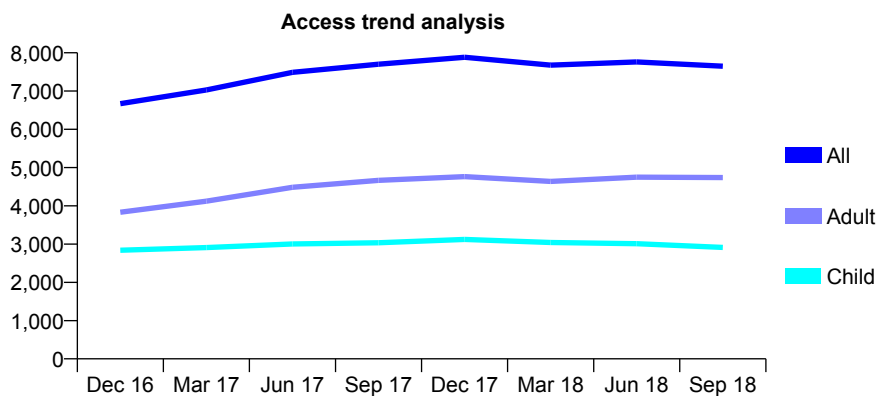
Q46 - Vital Signs At a Glance Contract Report for 156523/0001 - September 2018

Name or company name	Daylesford Associates Limited
Contract type name	GDS Contract
Purpose of contract	General
Contract start date	22/05/2008
Contract end date	

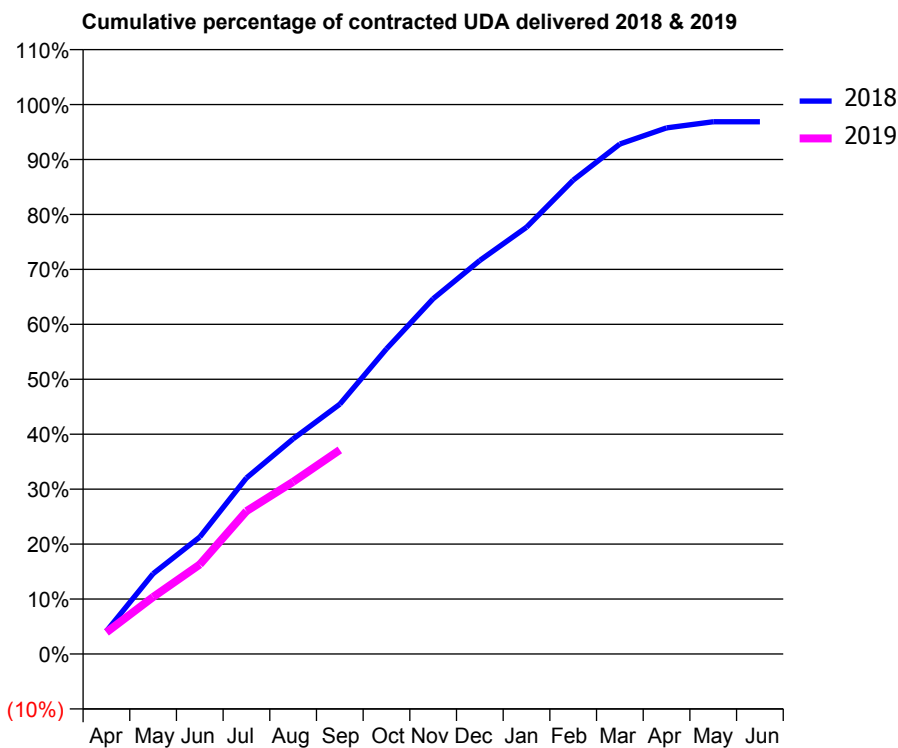
18/19 Contracted general activity (UDA)	21,288
Carry forward general activity (UDA)	0
18/19 Contracted orthodontic activity (UOA)	0
Carry forward orthodontic activity (UOA)	0
Baseline contract value	£593,769.76

ACCESS*

Patients seen in 24 months	Total	Change since previous quarter
Quarter ending September 2017	7,701	
Quarter ending December 2017	7,883	↑
Quarter ending March 2018	7,679	↓
Quarter ending June 2018	7,761	→
Quarter ending September 2018	7,651	↓
Variance since September 2017	(0.6%)	→



ACTIVITY



Adjusted Scheduled Activity (UDA)		
Month	2018	2019
April	887	839
May	3,113	2,206
June	4,535	3,466
July	6,824	5,535
August	8,334	6,674
September	9,680	7,906
October	11,820	
November	13,765	
December	15,247	
January	16,532	
February	18,359	
March	19,757	
April	20,384	
May	20,618	
June	20,618	

QUALITY

	Quantity	Base Number	Contract	AT	Region	England
% of FP17s for the same patient ID Re-attending within 3 months - Children	139	2,070	6.7%	12.0%	12.2%	11.6%
% of FP17s for the same patient ID Re-attending within 3 months - Adults	374	2,729	13.7%	16.0%	15.8%	15.5%
% of FP17s for the same patient ID Re-attending between 3 & 9 months - Children	1,293	2,070	62.5%	58.2%	60.3%	58.8%
% of FP17s for the same patient ID Re-attending between 3 & 9 months - Adults	1,122	2,729	41.1%	51.6%	53.5%	51.1%
% of FP17s for Band 1 Urgent Courses	561	4,358	12.9%	10.1%	9.1%	9.0%
% of FP17s Relating to Free Repair or Replacements	7	4,358	0.2%	0.8%	1.0%	0.8%
% of FP17s Relating to Continuations	11	4,358	0.3%	0.9%	1.0%	0.9%
% of Patients satisfied with the dentistry they have received	2	3	N/A	94.9%	93.6%	93.3%
% of Patients satisfied with the time they had to wait for an appointment	3	3	N/A	89.4%	89.8%	88.9%

* This is based on patients treated on this contract for their most recent course of treatment. Figures in italics indicate the base number of FP17s or Patient Questionnaire responses are less than 100. N/A is shown where the base number of responses is less than 10 during the period. % is calculated as Quantity/Base number*100

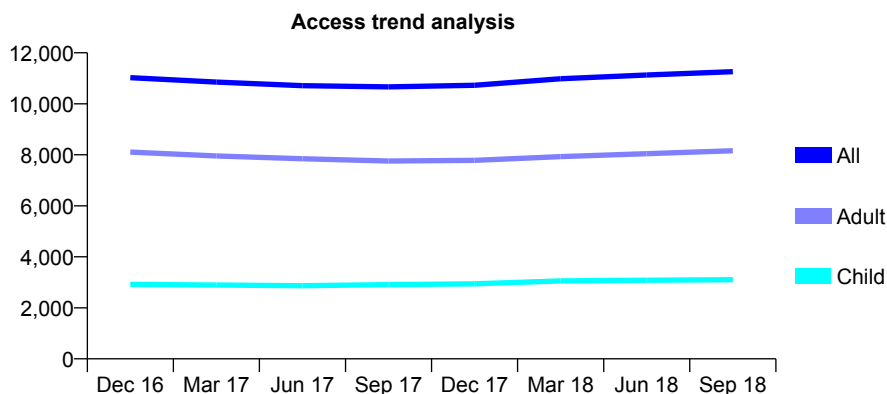
Q46 - Vital Signs At a Glance Contract Report for 158216/0001 - September 2018

Name or company name	Bredbury Dental Practice Ltd
Contract type name	GDS Contract
Purpose of contract	General
Contract start date	01/04/2008
Contract end date	

18/19 Contracted general activity (UDA)	29,008
Carry forward general activity (UDA)	0
18/19 Contracted orthodontic activity (UOA)	0
Carry forward orthodontic activity (UOA)	0
Baseline contract value	£839,587.18

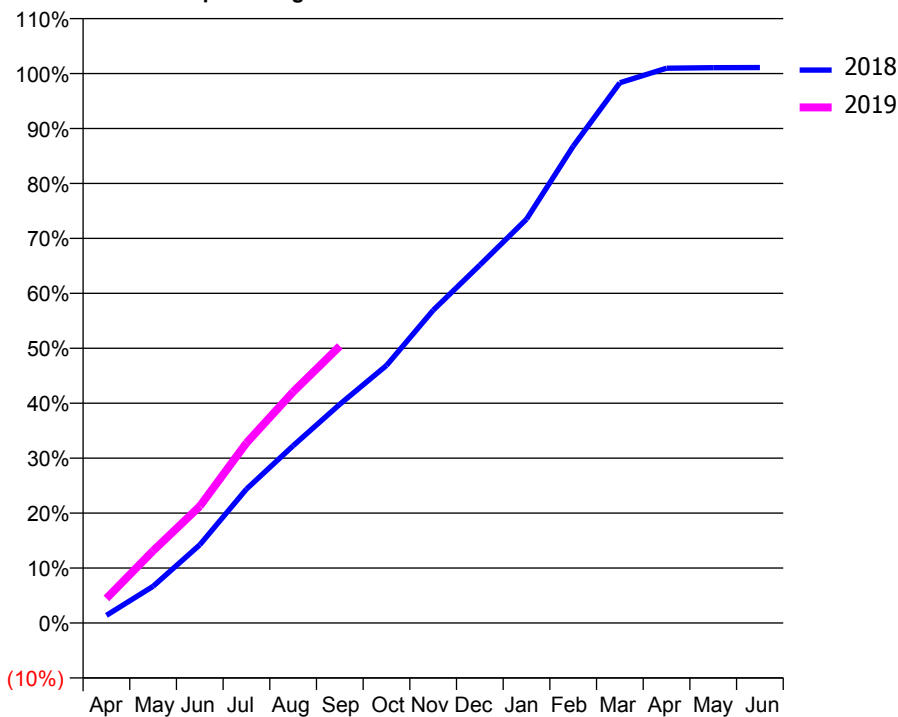
ACCESS*

Patients seen in 24 months	Total	Change since previous quarter
Quarter ending September 2017	10,666	
Quarter ending December 2017	10,725	→
Quarter ending March 2018	10,981	↑
Quarter ending June 2018	11,131	→
Quarter ending September 2018	11,261	→
Variance since September 2017	5.6%	↑



ACTIVITY

Cumulative percentage of contracted UDA delivered 2018 & 2019



QUALITY

	Quantity	Base Number	Contract	AT	Region	England
% of FP17s for the same patient ID Re-attending within 3 months - Children	202	2,284	8.8%	12.0%	12.2%	11.6%
% of FP17s for the same patient ID Re-attending within 3 months - Adults	593	5,121	11.6%	16.0%	15.8%	15.5%
% of FP17s for the same patient ID Re-attending between 3 & 9 months - Children	1,396	2,284	61.1%	58.2%	60.3%	58.8%
% of FP17s for the same patient ID Re-attending between 3 & 9 months - Adults	2,254	5,121	44.0%	51.6%	53.5%	51.1%
% of FP17s for Band 1 Urgent Courses	384	6,655	5.8%	10.1%	9.1%	9.0%
% of FP17s Relating to Free Repair or Replacements	32	6,655	0.5%	0.8%	1.0%	0.8%
% of FP17s Relating to Continuations	90	6,655	1.4%	0.9%	1.0%	0.9%
% of Patients satisfied with the dentistry they have received	1	1	N/A	94.9%	93.6%	93.3%
% of Patients satisfied with the time they had to wait for an appointment	1	1	N/A	89.4%	89.8%	88.9%

* This is based on patients treated on this contract for their most recent course of treatment. Figures in italics indicate the base number of FP17s or Patient Questionnaire responses are less than 100. N/A is shown where the base number of responses is less than 10 during the period. % is calculated as Quantity/Base number*100

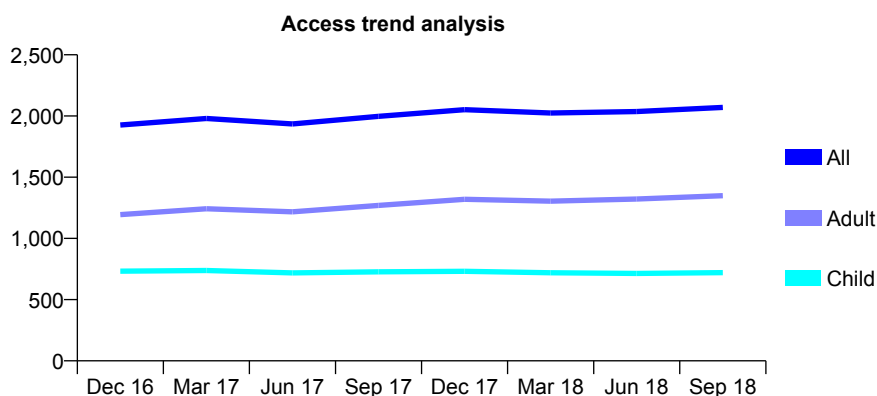
Q46 - Vital Signs At a Glance Contract Report for 158453/0001 - September 2018

Name or company name	Ravat and Ray Dental Care (Pemberton) Lt
Contract type name	GDS Contract
Purpose of contract	General
Contract start date	01/10/2013
Contract end date	

18/19 Contracted general activity (UDA)	6,500
Carry forward general activity (UDA)	0
18/19 Contracted orthodontic activity (UOA)	0
Carry forward orthodontic activity (UOA)	0
Baseline contract value	£197,833.04

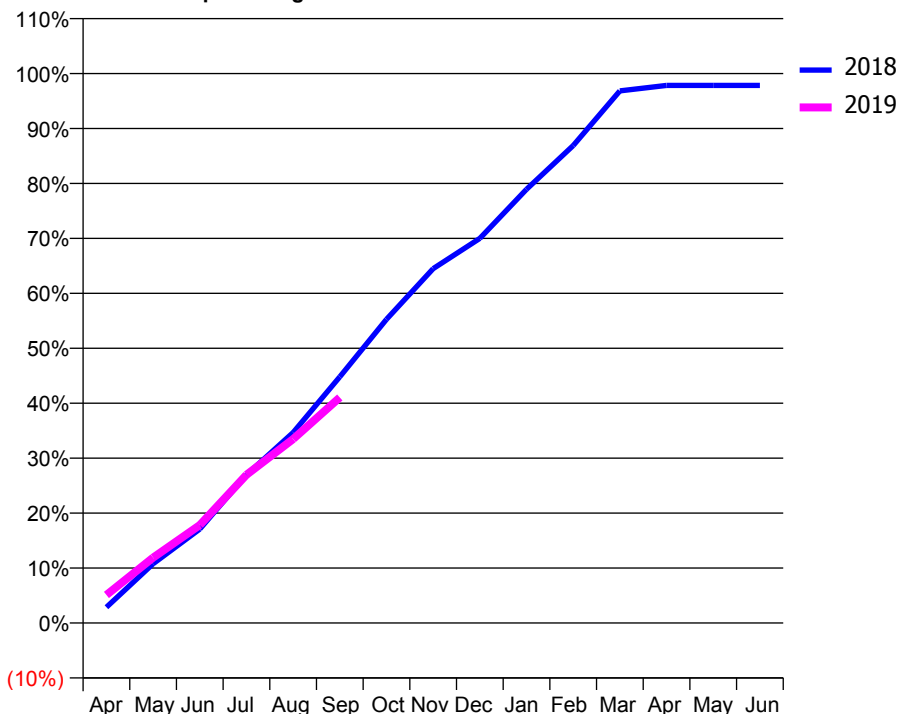
ACCESS*

Patients seen in 24 months	Total	Change since previous quarter
Quarter ending September 2017	1,997	
Quarter ending December 2017	2,052	↑
Quarter ending March 2018	2,025	↓
Quarter ending June 2018	2,036	→
Quarter ending September 2018	2,070	→
Variance since September 2017	3.7%	↑



ACTIVITY

Cumulative percentage of contracted UDA delivered 2018 & 2019



Month	Adjusted Scheduled Activity (UDA)	
	2018	2019
April	187	332
May	701	773
June	1,111	1,159
July	1,753	1,753
August	2,253	2,176
September	2,913	2,668
October	3,593	
November	4,192	
December	4,549	
January	5,130	
February	5,648	
March	6,294	
April	6,359	
May	6,359	
June	6,359	

QUALITY

	Quantity	Base Number	Contract	AT	Region	England
% of FP17s for the same patient ID Re-attending within 3 months - Children	88	647	13.6%	12.0%	12.2%	11.6%
% of FP17s for the same patient ID Re-attending within 3 months - Adults	161	953	16.9%	16.0%	15.8%	15.5%
% of FP17s for the same patient ID Re-attending between 3 & 9 months - Children	424	647	65.5%	58.2%	60.3%	58.8%
% of FP17s for the same patient ID Re-attending between 3 & 9 months - Adults	472	953	49.5%	51.6%	53.5%	51.1%
% of FP17s for Band 1 Urgent Courses	202	1,567	12.9%	10.1%	9.1%	9.0%
% of FP17s Relating to Free Repair or Replacements	14	1,567	0.9%	0.8%	1.0%	0.8%
% of FP17s Relating to Continuations	10	1,567	0.6%	0.9%	1.0%	0.9%
% of Patients satisfied with the dentistry they have received	0	0	N/A	94.9%	93.6%	93.3%
% of Patients satisfied with the time they had to wait for an appointment	0	0	N/A	89.4%	89.8%	88.9%

* This is based on patients treated on this contract for their most recent course of treatment. Figures in italics indicate the base number of FP17s or Patient Questionnaire responses are less than 100. N/A is shown where the base number of responses is less than 10 during the period. % is calculated as Quantity/Base number*100

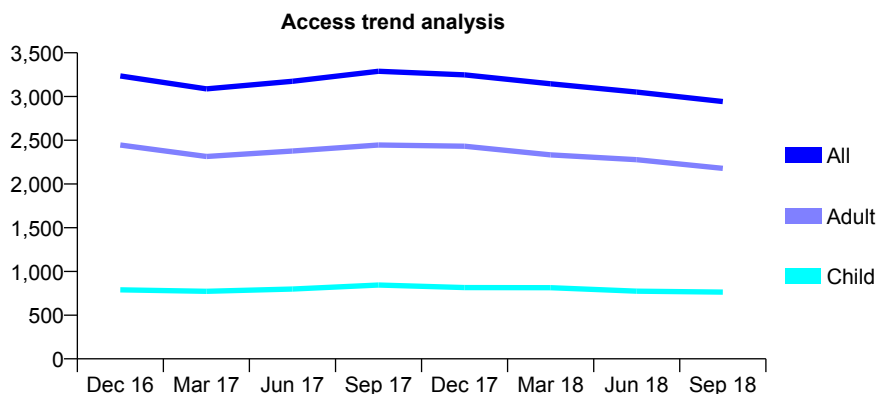
Q46 - Vital Signs At a Glance Contract Report for 158550/0001 - September 2018

Name or company name	Pearl Smile Limited
Contract type name	GDS Contract
Purpose of contract	General
Contract start date	01/03/2010
Contract end date	

18/19 Contracted general activity (UDA)	9,882
Carry forward general activity (UDA)	0
18/19 Contracted orthodontic activity (UOA)	0
Carry forward orthodontic activity (UOA)	0
Baseline contract value	£270,245.69

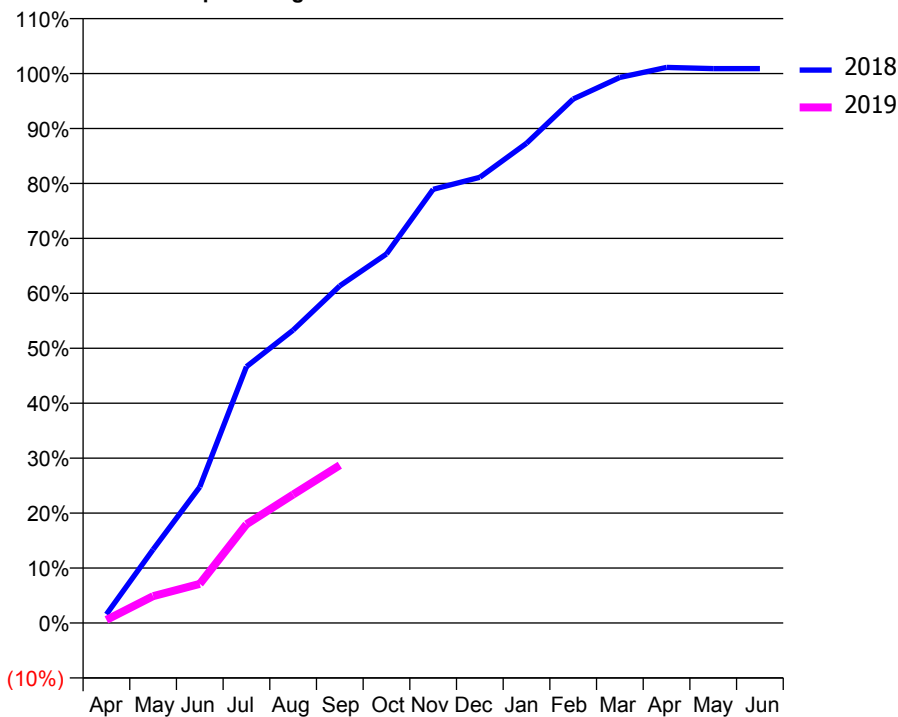
ACCESS*

Patients seen in 24 months	Total	Change since previous quarter
Quarter ending September 2017	3,289	
Quarter ending December 2017	3,247	↓
Quarter ending March 2018	3,145	↓
Quarter ending June 2018	3,051	↓
Quarter ending September 2018	2,942	↓
Variance since September 2017	(10.6%)	↓



ACTIVITY

Cumulative percentage of contracted UDA delivered 2018 & 2019



Adjusted Scheduled Activity (UDA)

Month	2018	2019
April	156	56
May	1,322	484
June	2,448	705
July	4,610	1,775
August	5,267	2,311
September	6,063	2,838
October	6,637	
November	7,800	
December	8,016	
January	8,628	
February	9,422	
March	9,813	
April	9,992	
May	9,969	
June	9,969	

QUALITY

	Quantity	Base Number	Contract	AT	Region	England
% of FP17s for the same patient ID Re-attending within 3 months - Children	36	453	7.9%	12.0%	12.2%	11.6%
% of FP17s for the same patient ID Re-attending within 3 months - Adults	124	1,129	11.0%	16.0%	15.8%	15.5%
% of FP17s for the same patient ID Re-attending between 3 & 9 months - Children	225	453	49.7%	58.2%	60.3%	58.8%
% of FP17s for the same patient ID Re-attending between 3 & 9 months - Adults	510	1,129	45.2%	51.6%	53.5%	51.1%
% of FP17s for Band 1 Urgent Courses	184	1,515	12.1%	10.1%	9.1%	9.0%
% of FP17s Relating to Free Repair or Replacements	8	1,515	0.5%	0.8%	1.0%	0.8%
% of FP17s Relating to Continuations	0	1,515	0.0%	0.9%	1.0%	0.9%
% of Patients satisfied with the dentistry they have received	5	5	N/A	94.9%	93.6%	93.3%
% of Patients satisfied with the time they had to wait for an appointment	4	5	N/A	89.4%	89.8%	88.9%

* This is based on patients treated on this contract for their most recent course of treatment. Figures in italics indicate the base number of FP17s or Patient Questionnaire responses are less than 100. N/A is shown where the base number of responses is less than 10 during the period. % is calculated as Quantity/Base number*100

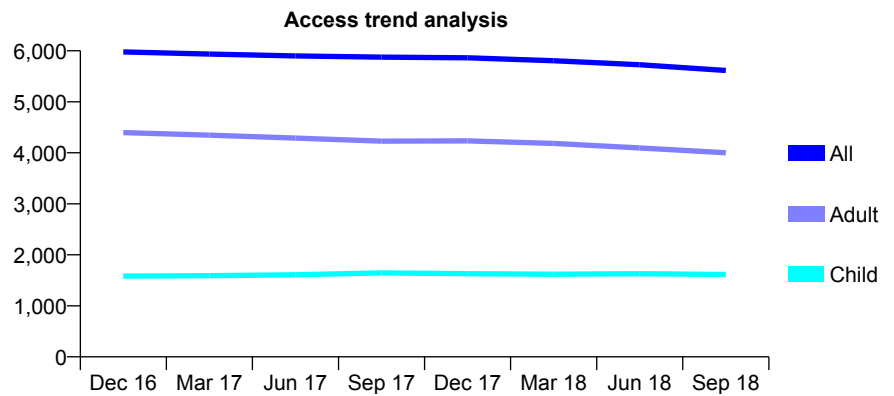
Q46 - Vital Signs At a Glance Contract Report for 158674/0001 - September 2018

Name or company name	IDH 418 Limited
Contract type name	GDS Contract
Purpose of contract	General
Contract start date	01/10/2008
Contract end date	

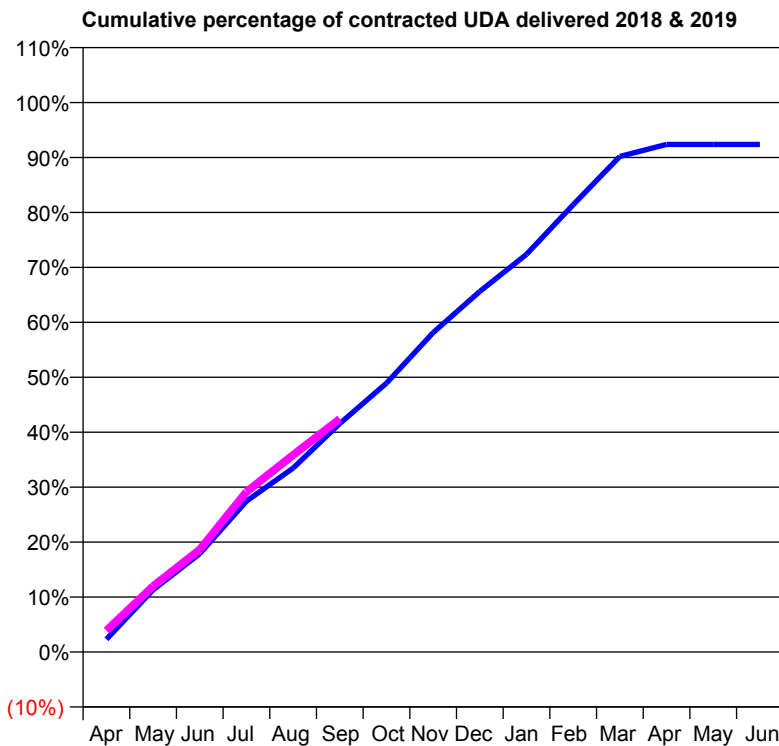
18/19 Contracted general activity (UDA)	15,889
Carry forward general activity (UDA)	0
18/19 Contracted orthodontic activity (UOA)	0
Carry forward orthodontic activity (UOA)	0
Baseline contract value	£569,991.07

ACCESS*

Patients seen in 24 months	Total	Change since previous quarter
Quarter ending September 2017	5,876	
Quarter ending December 2017	5,863	→
Quarter ending March 2018	5,804	↓
Quarter ending June 2018	5,726	↓
Quarter ending September 2018	5,615	↓
Variance since September 2017	(4.4%)	↓



ACTIVITY



Month	2018	2019
April	367	618
May	1,798	1,903
June	2,842	2,962
July	4,362	4,632
August	5,319	5,696
September	6,606	6,743
October	7,775	
November	9,236	
December	10,426	
January	11,501	
February	12,933	
March	14,332	
April	14,677	
May	14,677	
June	14,677	

QUALITY

	Quantity	Base Number	Contract	AT	Region	England
% of FP17s for the same patient ID Re-attending within 3 months - Children	62	1,159	5.3%	12.0%	12.2%	11.6%
% of FP17s for the same patient ID Re-attending within 3 months - Adults	270	2,420	11.2%	16.0%	15.8%	15.5%
% of FP17s for the same patient ID Re-attending between 3 & 9 months - Children	602	1,159	51.9%	58.2%	60.3%	58.8%
% of FP17s for the same patient ID Re-attending between 3 & 9 months - Adults	1,188	2,420	49.1%	51.6%	53.5%	51.1%
% of FP17s for Band 1 Urgent Courses	115	3,419	3.4%	10.1%	9.1%	9.0%
% of FP17s Relating to Free Repair or Replacements	37	3,419	1.1%	0.8%	1.0%	0.8%
% of FP17s Relating to Continuations	69	3,419	2.0%	0.9%	1.0%	0.9%
% of Patients satisfied with the dentistry they have received	1	1	N/A	94.9%	93.6%	93.3%
% of Patients satisfied with the time they had to wait for an appointment	1	1	N/A	89.4%	89.8%	88.9%

* This is based on patients treated on this contract for their most recent course of treatment. Figures in italics indicate the base number of FP17s or Patient Questionnaire responses are less than 100. N/A is shown where the base number of responses is less than 10 during the period. % is calculated as Quantity/Base number*100

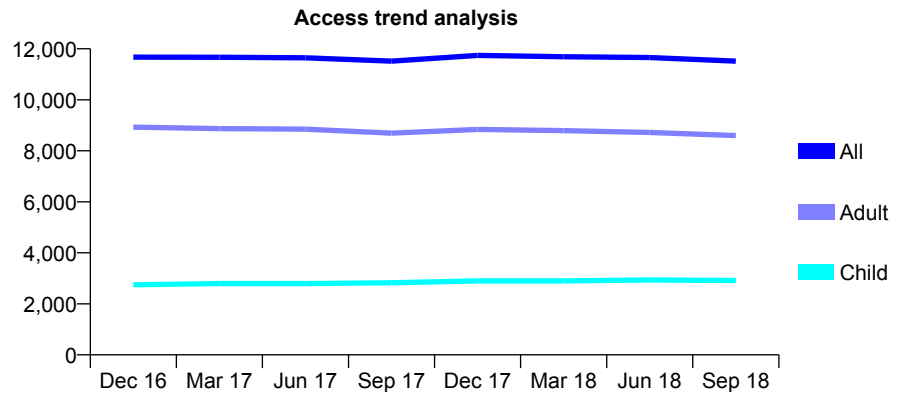
Q46 - Vital Signs At a Glance Contract Report for 160059/0001 - September 2018

Name or company name	REVIVE DENTAL CARE LIMITED
Contract type name	Pilot Contract
Purpose of contract	General
Contract start date	01/01/2015
Contract end date	

18/19 Contracted general activity (UDA)	28,580
Carry forward general activity (UDA)	0
18/19 Contracted orthodontic activity (UOA)	0
Carry forward orthodontic activity (UOA)	0
Baseline contract value	£1,017,263.31

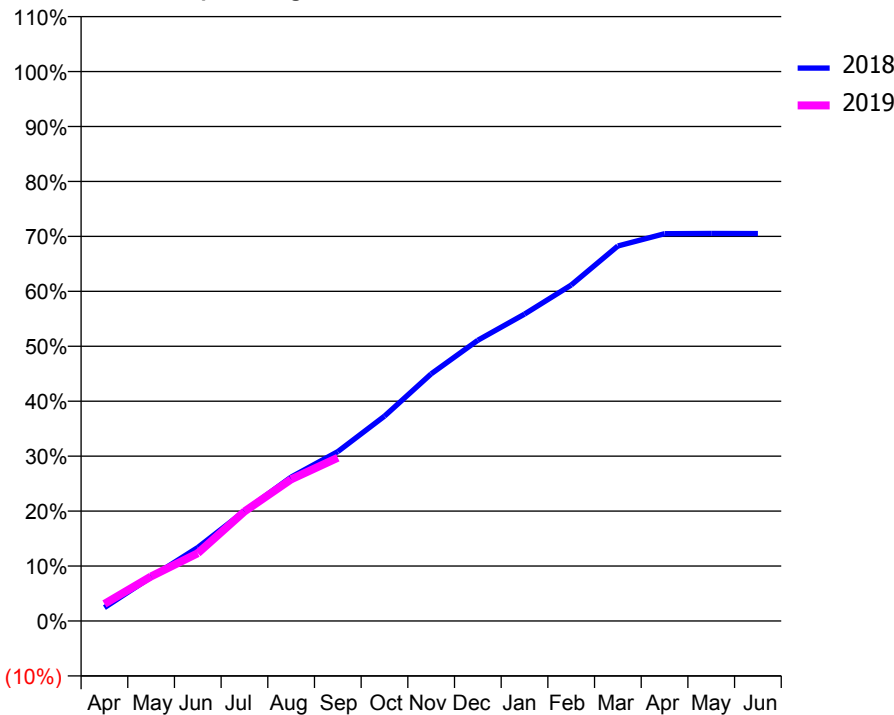
ACCESS*

Patients seen in 24 months	Total	Change since previous quarter
Quarter ending September 2017	11,518	
Quarter ending December 2017	11,741	→
Quarter ending March 2018	11,691	→
Quarter ending June 2018	11,655	→
Quarter ending September 2018	11,516	↓
Variance since September 2017	(0.0%)	→



ACTIVITY

Cumulative percentage of contracted UDA delivered 2018 & 2019



Month	Adjusted Scheduled Activity (UDA)	
	2018	2019
April	699	892
May	2,282	2,318
June	3,825	3,525
July	5,719	5,699
August	7,484	7,371
September	8,814	8,490
October	10,653	
November	12,854	
December	14,601	
January	15,965	
February	17,471	
March	19,505	
April	20,146	
May	20,155	
June	20,152	

QUALITY

	Quantity	Base Number	Contract	AT	Region	England
% of FP17s for the same patient ID Re-attending within 3 months - Children	103	1,563	6.6%	12.0%	12.2%	11.6%
% of FP17s for the same patient ID Re-attending within 3 months - Adults	481	3,660	13.1%	16.0%	15.8%	15.5%
% of FP17s for the same patient ID Re-attending between 3 & 9 months - Children	589	1,563	37.7%	58.2%	60.3%	58.8%
% of FP17s for the same patient ID Re-attending between 3 & 9 months - Adults	651	3,660	17.8%	51.6%	53.5%	51.1%
% of FP17s for Band 1 Urgent Courses	825	4,810	17.2%	10.1%	9.1%	9.0%
% of FP17s Relating to Free Repair or Replacements	5	4,810	0.1%	0.8%	1.0%	0.8%
% of FP17s Relating to Continuations	5	4,810	0.1%	0.9%	1.0%	0.9%
% of Patients satisfied with the dentistry they have received	2	2	N/A	94.9%	93.6%	93.3%
% of Patients satisfied with the time they had to wait for an appointment	2	2	N/A	89.4%	89.8%	88.9%

* This is based on patients treated on this contract for their most recent course of treatment. Figures in italics indicate the base number of FP17s or Patient Questionnaire responses are less than 100. N/A is shown where the base number of responses is less than 10 during the period. % is calculated as Quantity/Base number*100

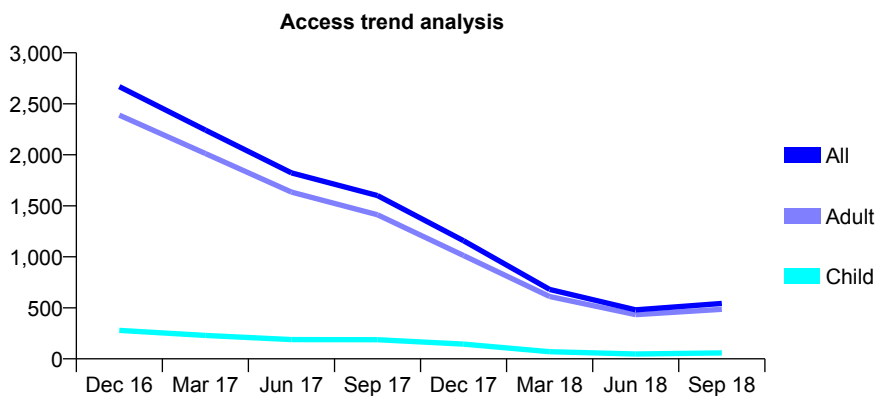
Q46 - Vital Signs At a Glance Contract Report for 160059/0004 - September 2018

Name or company name	REVIVE DENTAL CARE LIMITED
Contract type name	PDS Contract
Purpose of contract	General
Contract start date	01/01/2015
Contract end date	30/09/2019

18/19 Contracted general activity (UDA)	918
Carry forward general activity (UDA)	0
18/19 Contracted orthodontic activity (UOA)	0
Carry forward orthodontic activity (UOA)	0
Baseline contract value	£50,923.99

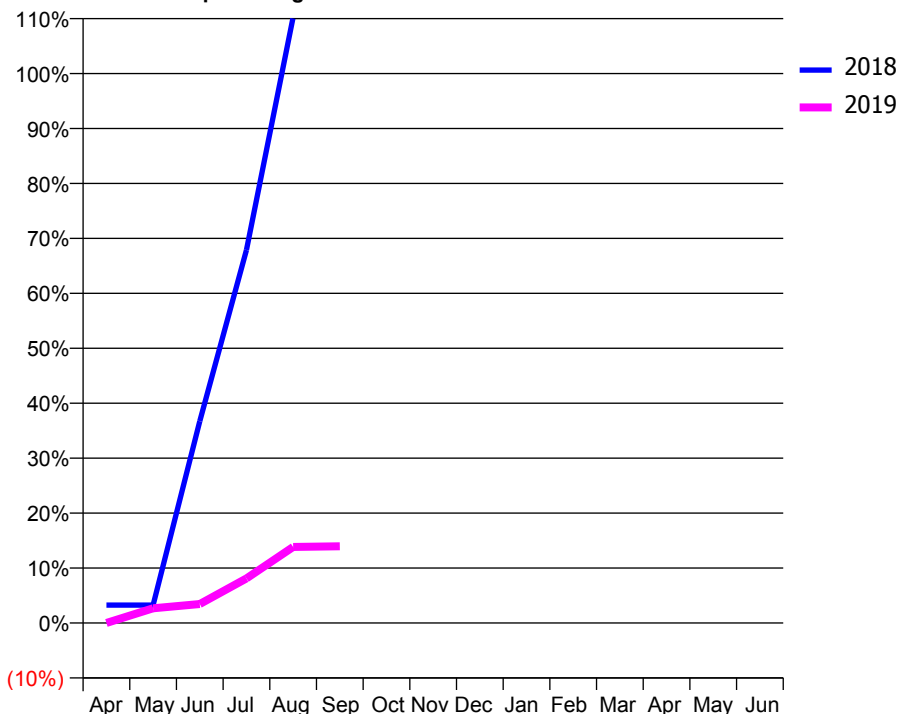
ACCESS*

Patients seen in 24 months	Total	Change since previous quarter
Quarter ending September 2017	1,600	
Quarter ending December 2017	1,157	↓
Quarter ending March 2018	681	↓
Quarter ending June 2018	481	↓
Quarter ending September 2018	543	↑
Variance since September 2017	(66.1%)	↓



ACTIVITY

Cumulative percentage of contracted UDA delivered 2018 & 2019



Month	Adjusted Scheduled Activity (UDA)	
	2018	2019
April	30	0
May	30	25
June	337	32
July	623	75
August	1,011	127
September	1,394	128
October	1,616	
November	1,710	
December	1,710	
January	1,741	
February	1,748	
March	1,751	
April	1,766	
May	1,782	
June	1,782	

QUALITY

	Quantity	Base Number	Contract	AT	Region	England
% of FP17s for the same patient ID Re-attending within 3 months - Children	0	8	0.0%	12.0%	12.2%	11.6%
% of FP17s for the same patient ID Re-attending within 3 months - Adults	5	80	6.3%	16.0%	15.8%	15.5%
% of FP17s for the same patient ID Re-attending between 3 & 9 months - Children	1	8	12.5%	58.2%	60.3%	58.8%
% of FP17s for the same patient ID Re-attending between 3 & 9 months - Adults	11	80	13.8%	51.6%	53.5%	51.1%
% of FP17s for Band 1 Urgent Courses	21	64	32.8%	10.1%	9.1%	9.0%
% of FP17s Relating to Free Repair or Replacements	0	64	0.0%	0.8%	1.0%	0.8%
% of FP17s Relating to Continuations	0	64	0.0%	0.9%	1.0%	0.9%
% of Patients satisfied with the dentistry they have received	0	0	N/A	94.9%	93.6%	93.3%
% of Patients satisfied with the time they had to wait for an appointment	0	0	N/A	89.4%	89.8%	88.9%

* This is based on patients treated on this contract for their most recent course of treatment. Figures in italics indicate the base number of FP17s or Patient Questionnaire responses are less than 100. N/A is shown where the base number of responses is less than 10 during the period. % is calculated as Quantity/Base number*100

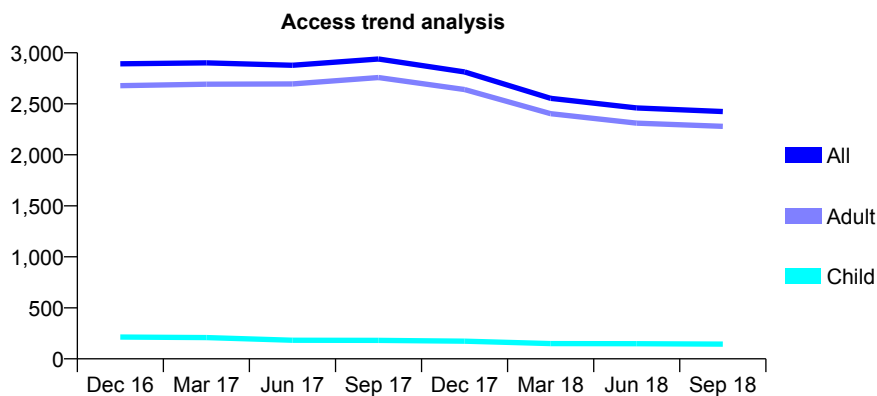
Q46 - Vital Signs At a Glance Contract Report for 160059/0005 - September 2018

Name or company name	REVIVE DENTAL CARE LIMITED
Contract type name	PDS Contract
Purpose of contract	General
Contract start date	01/01/2015
Contract end date	31/03/2019

18/19 Contracted general activity (UDA)	4,800
Carry forward general activity (UDA)	0
18/19 Contracted orthodontic activity (UOA)	0
Carry forward orthodontic activity (UOA)	0
Baseline contract value	£153,068.62

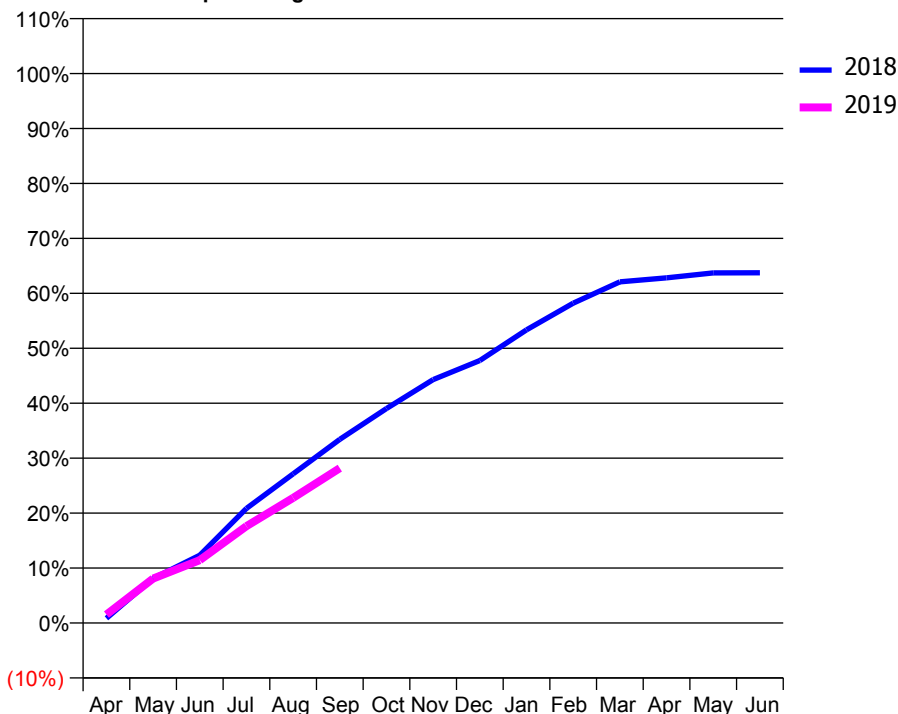
ACCESS*

Patients seen in 24 months	Total	Change since previous quarter
Quarter ending September 2017	2,939	
Quarter ending December 2017	2,813	↓
Quarter ending March 2018	2,553	↓
Quarter ending June 2018	2,459	↓
Quarter ending September 2018	2,424	↓
Variance since September 2017	(17.5%)	↓



ACTIVITY

Cumulative percentage of contracted UDA delivered 2018 & 2019



Adjusted Scheduled Activity (UDA)

Month	2018	2019
April	41	74
May	389	389
June	592	549
July	1,001	847
August	1,303	1,093
September	1,605	1,353
October	1,874	
November	2,127	
December	2,292	
January	2,561	
February	2,794	
March	2,980	
April	3,015	
May	3,058	
June	3,059	

QUALITY

	Quantity	Base Number	Contract	AT	Region	England
% of FP17s for the same patient ID Re-attending within 3 months - Children	5	100	5.0%	12.0%	12.2%	11.6%
% of FP17s for the same patient ID Re-attending within 3 months - Adults	74	1,112	6.7%	16.0%	15.8%	15.5%
% of FP17s for the same patient ID Re-attending between 3 & 9 months - Children	2	100	2.0%	58.2%	60.3%	58.8%
% of FP17s for the same patient ID Re-attending between 3 & 9 months - Adults	32	1,112	2.9%	51.6%	53.5%	51.1%
% of FP17s for Band 1 Urgent Courses	1,126	1,130	99.6%	10.1%	9.1%	9.0%
% of FP17s Relating to Free Repair or Replacements	1	1,130	0.1%	0.8%	1.0%	0.8%
% of FP17s Relating to Continuations	0	1,130	0.0%	0.9%	1.0%	0.9%
% of Patients satisfied with the dentistry they have received	0	0	N/A	94.9%	93.6%	93.3%
% of Patients satisfied with the time they had to wait for an appointment	0	0	N/A	89.4%	89.8%	88.9%

* This is based on patients treated on this contract for their most recent course of treatment. Figures in italics indicate the base number of FP17s or Patient Questionnaire responses are less than 100. N/A is shown where the base number of responses is less than 10 during the period. % is calculated as Quantity/Base number*100

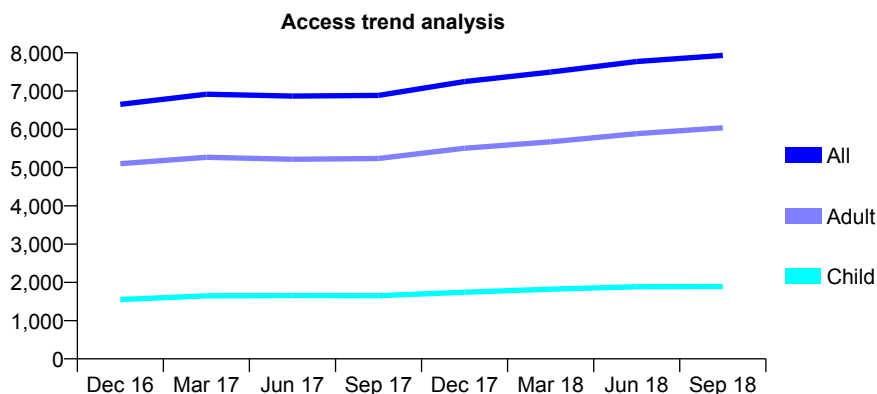
Q46 - Vital Signs At a Glance Contract Report for 160059/0007 - September 2018

Name or company name	REVIVE DENTAL CARE LIMITED
Contract type name	GDS Contract
Purpose of contract	General
Contract start date	01/01/2015
Contract end date	

18/19 Contracted general activity (UDA)	20,000
Carry forward general activity (UDA)	0
18/19 Contracted orthodontic activity (UOA)	0
Carry forward orthodontic activity (UOA)	0
Baseline contract value	£494,519.04

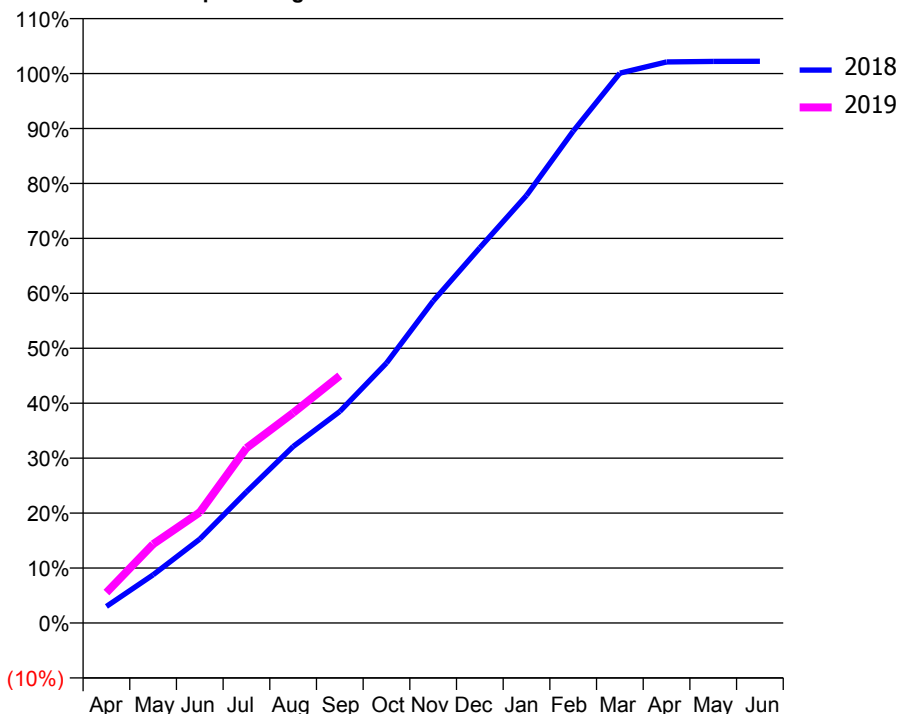
ACCESS*

Patients seen in 24 months	Total	Change since previous quarter
Quarter ending September 2017	6,888	
Quarter ending December 2017	7,248	↑
Quarter ending March 2018	7,495	↑
Quarter ending June 2018	7,771	↑
Quarter ending September 2018	7,931	↑
Variance since September 2017	15.1%	↑



ACTIVITY

Cumulative percentage of contracted UDA delivered 2018 & 2019



Month	Adjusted Scheduled Activity (UDA)	
	2018	2019
April	606	1,108
May	1,756	2,872
June	3,055	4,030
July	4,775	6,372
August	6,424	7,648
September	7,699	8,999
October	9,461	
November	11,716	
December	13,658	
January	15,564	
February	17,903	
March	20,015	
April	20,421	
May	20,438	
June	20,446	

QUALITY

	Quantity	Base Number	Contract	AT	Region	England
% of FP17s for the same patient ID Re-attending within 3 months - Children	114	1,351	8.4%	12.0%	12.2%	11.6%
% of FP17s for the same patient ID Re-attending within 3 months - Adults	749	3,698	20.3%	16.0%	15.8%	15.5%
% of FP17s for the same patient ID Re-attending between 3 & 9 months - Children	790	1,351	58.5%	58.2%	60.3%	58.8%
% of FP17s for the same patient ID Re-attending between 3 & 9 months - Adults	1,240	3,698	33.5%	51.6%	53.5%	51.1%
% of FP17s for Band 1 Urgent Courses	1,082	4,856	22.3%	10.1%	9.1%	9.0%
% of FP17s Relating to Free Repair or Replacements	48	4,856	1.0%	0.8%	1.0%	0.8%
% of FP17s Relating to Continuations	6	4,856	0.1%	0.9%	1.0%	0.9%
% of Patients satisfied with the dentistry they have received	4	4	N/A	94.9%	93.6%	93.3%
% of Patients satisfied with the time they had to wait for an appointment	3	4	N/A	89.4%	89.8%	88.9%

* This is based on patients treated on this contract for their most recent course of treatment. Figures in italics indicate the base number of FP17s or Patient Questionnaire responses are less than 100. N/A is shown where the base number of responses is less than 10 during the period. % is calculated as Quantity/Base number*100

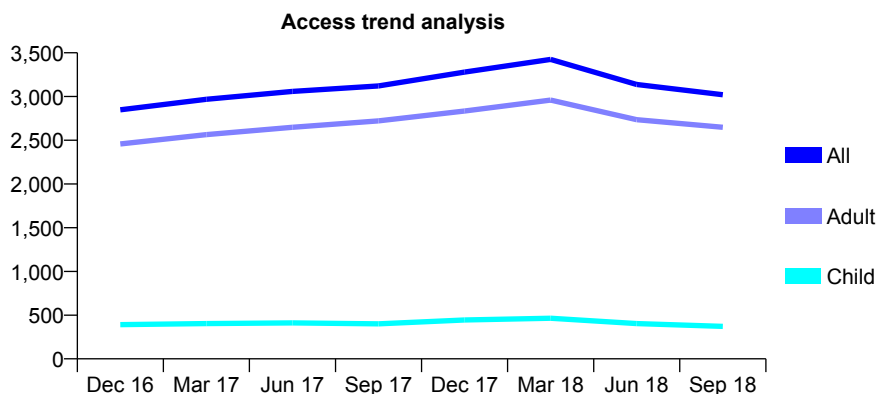
Q46 - Vital Signs At a Glance Contract Report for 160059/0008 - September 2018

Name or company name	REVIVE DENTAL CARE LIMITED
Contract type name	GDS Contract
Purpose of contract	General
Contract start date	01/01/2015
Contract end date	

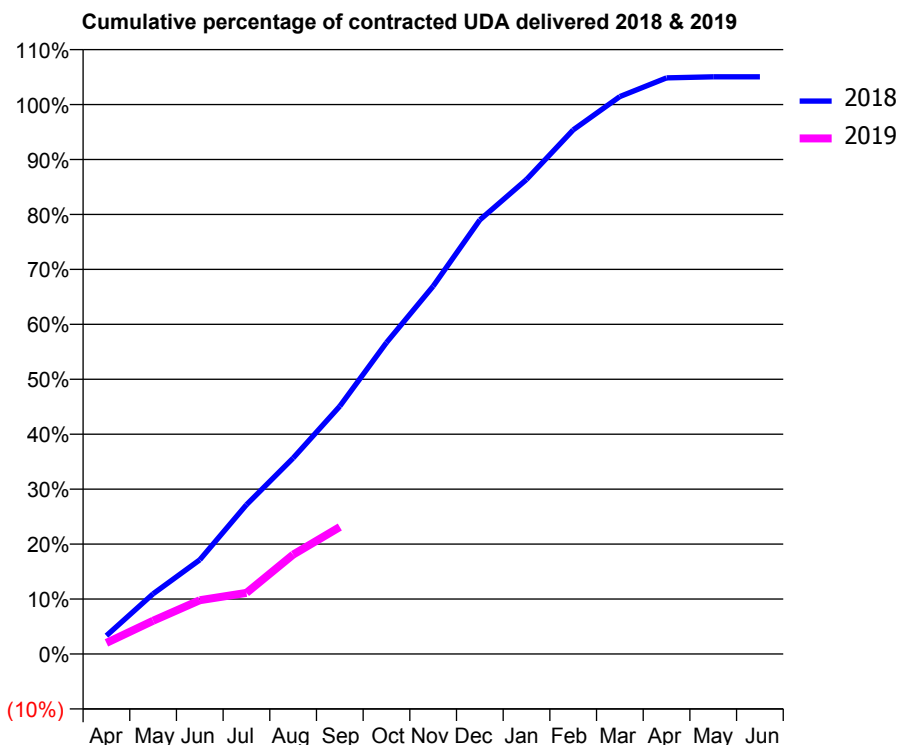
18/19 Contracted general activity (UDA)	8,032
Carry forward general activity (UDA)	0
18/19 Contracted orthodontic activity (UOA)	0
Carry forward orthodontic activity (UOA)	0
Baseline contract value	£268,549.35

ACCESS*

Patients seen in 24 months	Total	Change since previous quarter
Quarter ending September 2017	3,121	
Quarter ending December 2017	3,279	↑
Quarter ending March 2018	3,425	↑
Quarter ending June 2018	3,138	↓
Quarter ending September 2018	3,020	↓
Variance since September 2017	(3.2%)	↓



ACTIVITY



Adjusted Scheduled Activity (UDA)		
Month	2018	2019
April	268	163
May	880	486
June	1,378	786
July	2,182	893
August	2,865	1,453
September	3,622	1,857
October	4,553	
November	5,376	
December	6,345	
January	6,935	
February	7,661	
March	8,147	
April	8,420	
May	8,437	
June	8,437	

QUALITY

	Quantity	Base Number	Contract	AT	Region	England
% of FP17s for the same patient ID Re-attending within 3 months - Children	23	214	10.7%	12.0%	12.2%	11.6%
% of FP17s for the same patient ID Re-attending within 3 months - Adults	116	973	11.9%	16.0%	15.8%	15.5%
% of FP17s for the same patient ID Re-attending between 3 & 9 months - Children	105	214	49.1%	58.2%	60.3%	58.8%
% of FP17s for the same patient ID Re-attending between 3 & 9 months - Adults	208	973	21.4%	51.6%	53.5%	51.1%
% of FP17s for Band 1 Urgent Courses	213	990	21.5%	10.1%	9.1%	9.0%
% of FP17s Relating to Free Repair or Replacements	5	990	0.5%	0.8%	1.0%	0.8%
% of FP17s Relating to Continuations	0	990	0.0%	0.9%	1.0%	0.9%
% of Patients satisfied with the dentistry they have received	0	0	N/A	94.9%	93.6%	93.3%
% of Patients satisfied with the time they had to wait for an appointment	0	0	N/A	89.4%	89.8%	88.9%

* This is based on patients treated on this contract for their most recent course of treatment. Figures in italics indicate the base number of FP17s or Patient Questionnaire responses are less than 100. N/A is shown where the base number of responses is less than 10 during the period. % is calculated as Quantity/Base number*100

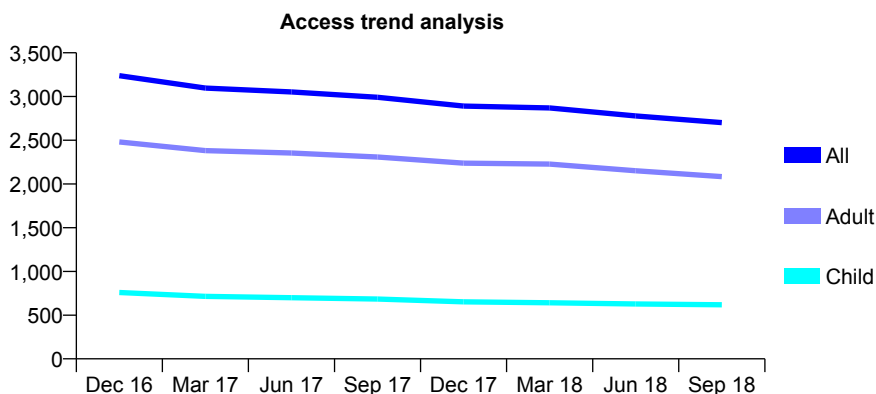
Q46 - Vital Signs At a Glance Contract Report for 160288/0001 - September 2018

Name or company name	Allan Dental Practice
Contract type name	GDS Contract
Purpose of contract	General
Contract start date	01/09/2012
Contract end date	

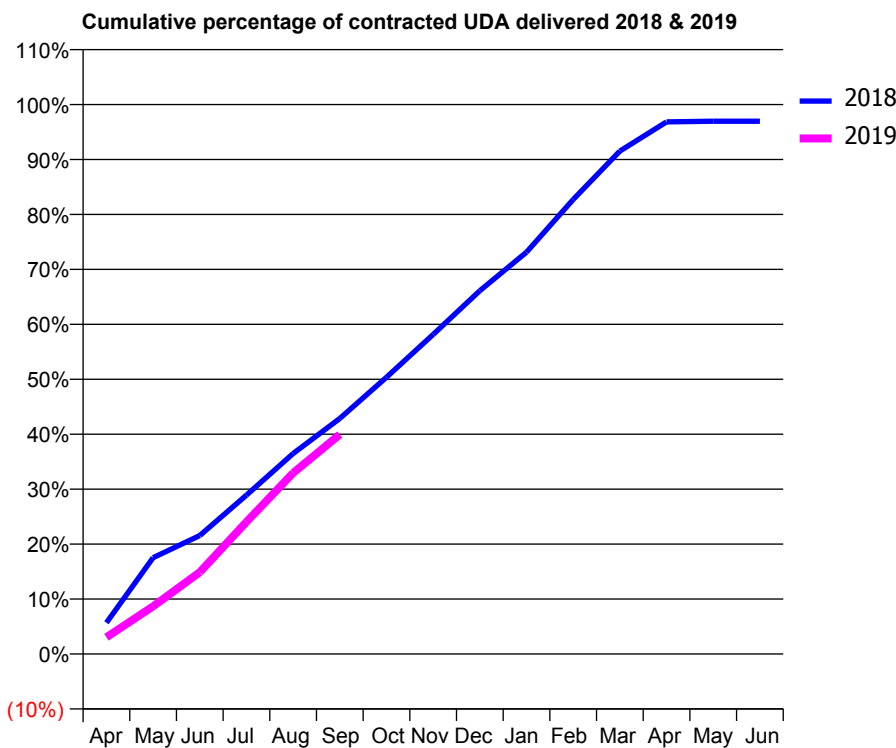
18/19 Contracted general activity (UDA)	9,486
Carry forward general activity (UDA)	0
18/19 Contracted orthodontic activity (UOA)	0
Carry forward orthodontic activity (UOA)	0
Baseline contract value	£315,320.14

ACCESS*

Patients seen in 24 months	Total	Change since previous quarter
Quarter ending September 2017	2,992	
Quarter ending December 2017	2,890	↓
Quarter ending March 2018	2,870	→
Quarter ending June 2018	2,778	↓
Quarter ending September 2018	2,702	↓
Variance since September 2017	(9.7%)	↓



ACTIVITY



Month	Adjusted Scheduled Activity (UDA)	
	2018	2019
April	541	288
May	1,663	822
June	2,044	1,413
July	2,742	2,281
August	3,460	3,125
September	4,066	3,790
October	4,777	
November	5,517	
December	6,271	
January	6,936	
February	7,846	
March	8,683	
April	9,185	
May	9,197	
June	9,197	

QUALITY

	Quantity	Base Number	Contract	AT	Region	England
% of FP17s for the same patient ID Re-attending within 3 months - Children	34	465	7.3%	12.0%	12.2%	11.6%
% of FP17s for the same patient ID Re-attending within 3 months - Adults	195	1,476	13.2%	16.0%	15.8%	15.5%
% of FP17s for the same patient ID Re-attending between 3 & 9 months - Children	286	465	61.5%	58.2%	60.3%	58.8%
% of FP17s for the same patient ID Re-attending between 3 & 9 months - Adults	928	1,476	62.9%	51.6%	53.5%	51.1%
% of FP17s for Band 1 Urgent Courses	206	1,773	11.6%	10.1%	9.1%	9.0%
% of FP17s Relating to Free Repair or Replacements	5	1,773	0.3%	0.8%	1.0%	0.8%
% of FP17s Relating to Continuations	16	1,773	0.9%	0.9%	1.0%	0.9%
% of Patients satisfied with the dentistry they have received	4	4	N/A	94.9%	93.6%	93.3%
% of Patients satisfied with the time they had to wait for an appointment	4	4	N/A	89.4%	89.8%	88.9%

* This is based on patients treated on this contract for their most recent course of treatment. Figures in italics indicate the base number of FP17s or Patient Questionnaire responses are less than 100. N/A is shown where the base number of responses is less than 10 during the period. % is calculated as Quantity/Base number*100

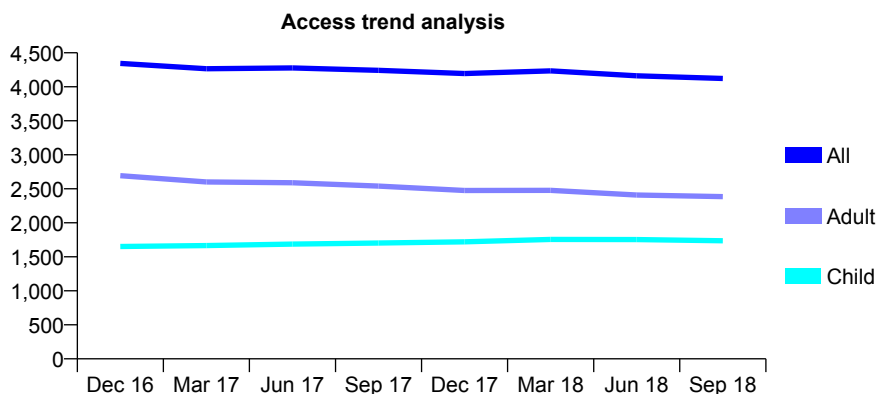
Q46 - Vital Signs At a Glance Contract Report for 160717/0001 - September 2018

Name or company name	Archway (Manchester) Ltd
Contract type name	GDS Contract
Purpose of contract	General
Contract start date	01/11/2013
Contract end date	

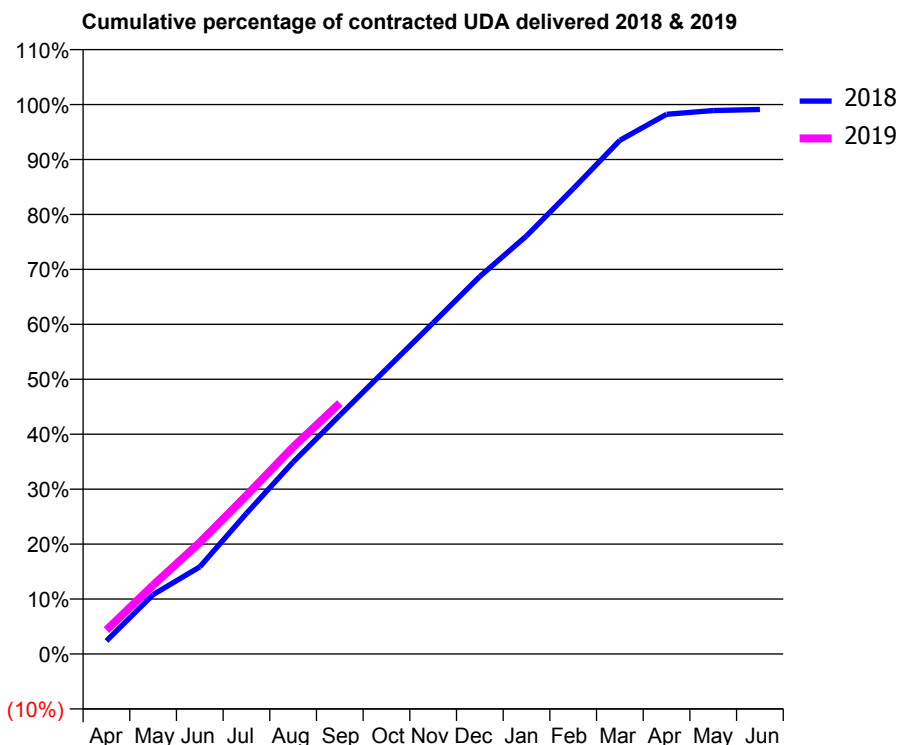
18/19 Contracted general activity (UDA)	11,850
Carry forward general activity (UDA)	0
18/19 Contracted orthodontic activity (UOA)	0
Carry forward orthodontic activity (UOA)	0
Baseline contract value	£433,886.71

ACCESS*

Patients seen in 24 months	Total	Change since previous quarter
Quarter ending September 2017	4,243	
Quarter ending December 2017	4,196	↓
Quarter ending March 2018	4,234	→
Quarter ending June 2018	4,162	↓
Quarter ending September 2018	4,122	→
Variance since September 2017	(2.9%)	↓



ACTIVITY



Month	Adjusted Scheduled Activity (UDA)	
	2018	2019
April	283	517
May	1,282	1,484
June	1,880	2,405
July	3,033	3,421
August	4,138	4,464
September	5,148	5,411
October	6,148	
November	7,143	
December	8,143	
January	9,017	
February	10,036	
March	11,077	
April	11,638	
May	11,720	
June	11,743	

QUALITY

	Quantity	Base Number	Contract	AT	Region	England
% of FP17s for the same patient ID Re-attending within 3 months - Children	156	1,278	12.2%	12.0%	12.2%	11.6%
% of FP17s for the same patient ID Re-attending within 3 months - Adults	244	1,415	17.2%	16.0%	15.8%	15.5%
% of FP17s for the same patient ID Re-attending between 3 & 9 months - Children	685	1,278	53.6%	58.2%	60.3%	58.8%
% of FP17s for the same patient ID Re-attending between 3 & 9 months - Adults	626	1,415	44.2%	51.6%	53.5%	51.1%
% of FP17s for Band 1 Urgent Courses	103	2,415	4.3%	10.1%	9.1%	9.0%
% of FP17s Relating to Free Repair or Replacements	6	2,415	0.2%	0.8%	1.0%	0.8%
% of FP17s Relating to Continuations	14	2,415	0.6%	0.9%	1.0%	0.9%
% of Patients satisfied with the dentistry they have received	0	0	N/A	94.9%	93.6%	93.3%
% of Patients satisfied with the time they had to wait for an appointment	0	0	N/A	89.4%	89.8%	88.9%

* This is based on patients treated on this contract for their most recent course of treatment. Figures in italics indicate the base number of FP17s or Patient Questionnaire responses are less than 100. N/A is shown where the base number of responses is less than 10 during the period. % is calculated as Quantity/Base number*100

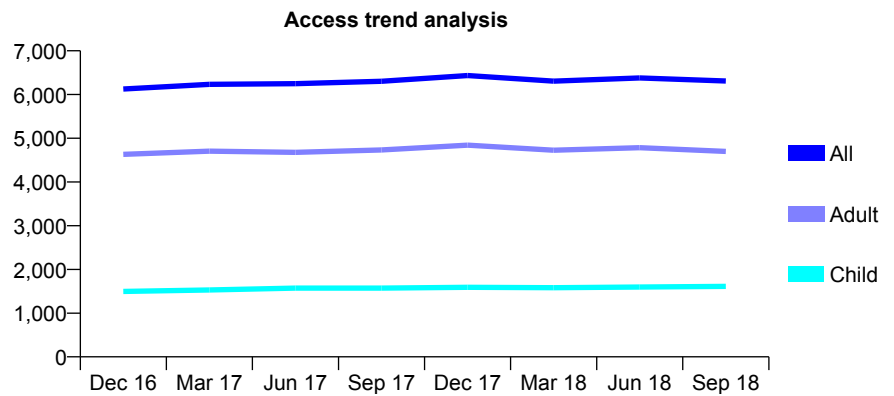
Q46 - Vital Signs At a Glance Contract Report for 161004/0001 - September 2018

Name or company name	Pearl Smile Limited
Contract type name	GDS Contract
Purpose of contract	General
Contract start date	01/04/2010
Contract end date	

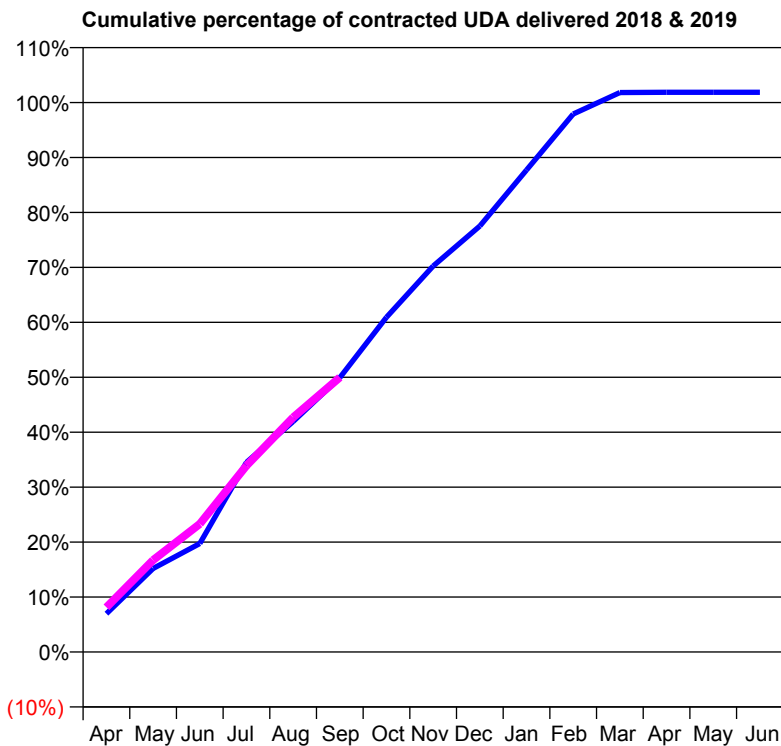
18/19 Contracted general activity (UDA)	20,052
Carry forward general activity (UDA)	0
18/19 Contracted orthodontic activity (UOA)	0
Carry forward orthodontic activity (UOA)	0
Baseline contract value	£523,985.97

ACCESS*

Patients seen in 24 months	Total	Change since previous quarter
Quarter ending September 2017	6,304	
Quarter ending December 2017	6,434	↑
Quarter ending March 2018	6,305	↓
Quarter ending June 2018	6,380	→
Quarter ending September 2018	6,310	↓
Variance since September 2017	0.1%	→



ACTIVITY



Month	Adjusted Scheduled Activity (UDA)	
	2018	2019
April	1,399	1,631
May	3,049	3,354
June	3,958	4,672
July	6,923	6,801
August	8,411	8,563
September	10,011	10,020
October	12,215	
November	14,083	
December	15,544	
January	17,589	
February	19,632	
March	20,416	
April	20,425	
May	20,426	
June	20,425	

QUALITY

	Quantity	Base Number	Contract	AT	Region	England
% of FP17s for the same patient ID Re-attending within 3 months - Children	189	1,430	13.2%	12.0%	12.2%	11.6%
% of FP17s for the same patient ID Re-attending within 3 months - Adults	414	3,213	12.9%	16.0%	15.8%	15.5%
% of FP17s for the same patient ID Re-attending between 3 & 9 months - Children	896	1,430	62.7%	58.2%	60.3%	58.8%
% of FP17s for the same patient ID Re-attending between 3 & 9 months - Adults	1,918	3,213	59.7%	51.6%	53.5%	51.1%
% of FP17s for Band 1 Urgent Courses	294	4,629	6.4%	10.1%	9.1%	9.0%
% of FP17s Relating to Free Repair or Replacements	28	4,629	0.6%	0.8%	1.0%	0.8%
% of FP17s Relating to Continuations	13	4,629	0.3%	0.9%	1.0%	0.9%
% of Patients satisfied with the dentistry they have received	1	1	N/A	94.9%	93.6%	93.3%
% of Patients satisfied with the time they had to wait for an appointment	1	1	N/A	89.4%	89.8%	88.9%

* This is based on patients treated on this contract for their most recent course of treatment. Figures in italics indicate the base number of FP17s or Patient Questionnaire responses are less than 100. N/A is shown where the base number of responses is less than 10 during the period. % is calculated as Quantity/Base number*100

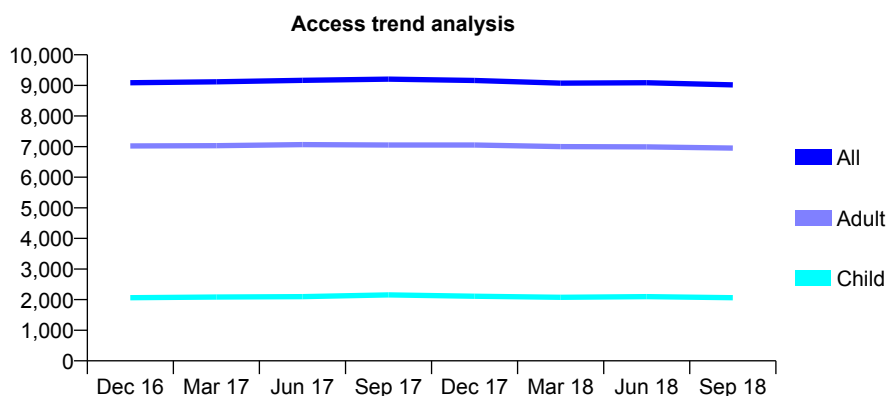
Q46 - Vital Signs At a Glance Contract Report for 162426/0001 - September 2018

Name or company name	Alemdent Limited
Contract type name	GDS Contract
Purpose of contract	General
Contract start date	01/05/2009
Contract end date	

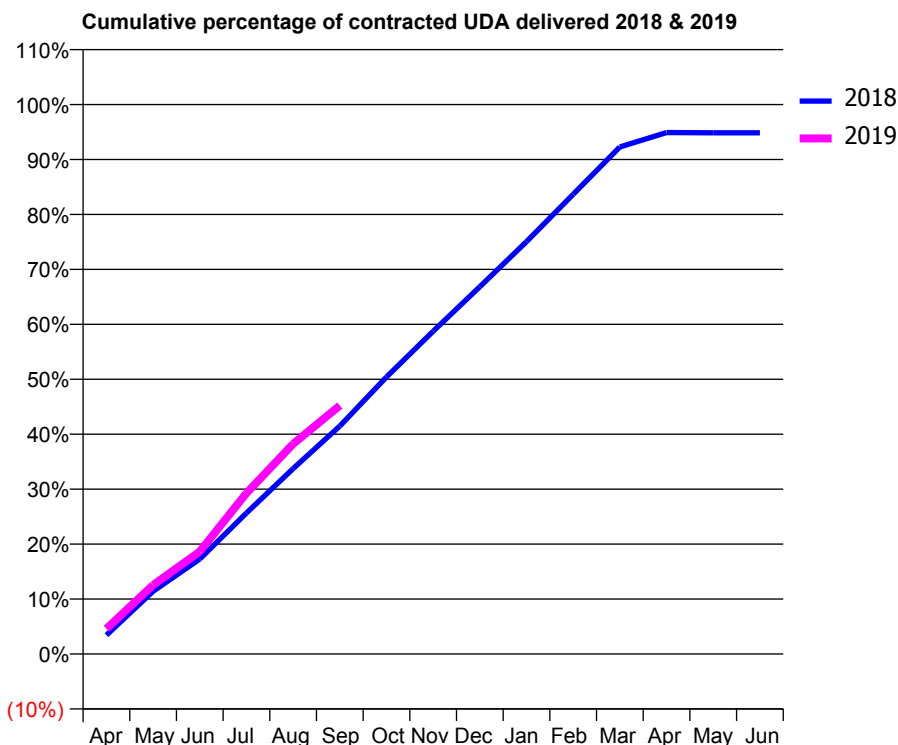
18/19 Contracted general activity (UDA)	30,215
Carry forward general activity (UDA)	0
18/19 Contracted orthodontic activity (UOA)	0
Carry forward orthodontic activity (UOA)	0
Baseline contract value	£936,012.92

ACCESS*

Patients seen in 24 months	Total	Change since previous quarter
Quarter ending September 2017	9,206	
Quarter ending December 2017	9,162	→
Quarter ending March 2018	9,074	→
Quarter ending June 2018	9,088	→
Quarter ending September 2018	9,018	→
Variance since September 2017	(2.0%)	↓



ACTIVITY



Month	Adjusted Scheduled Activity (UDA)	
	2018	2019
April	1,040	1,389
May	3,449	3,792
June	5,224	5,637
July	7,754	8,843
August	10,198	11,551
September	12,532	13,666
October	15,232	
November	17,747	
December	20,194	
January	22,675	
February	25,279	
March	27,881	
April	28,669	
May	28,660	
June	28,660	

QUALITY

	Quantity	Base Number	Contract	AT	Region	England
% of FP17s for the same patient ID Re-attending within 3 months - Children	153	1,677	9.1%	12.0%	12.2%	11.6%
% of FP17s for the same patient ID Re-attending within 3 months - Adults	508	4,479	11.3%	16.0%	15.8%	15.5%
% of FP17s for the same patient ID Re-attending between 3 & 9 months - Children	1,025	1,677	61.1%	58.2%	60.3%	58.8%
% of FP17s for the same patient ID Re-attending between 3 & 9 months - Adults	2,250	4,479	50.2%	51.6%	53.5%	51.1%
% of FP17s for Band 1 Urgent Courses	434	5,870	7.4%	10.1%	9.1%	9.0%
% of FP17s Relating to Free Repair or Replacements	61	5,870	1.0%	0.8%	1.0%	0.8%
% of FP17s Relating to Continuations	81	5,870	1.4%	0.9%	1.0%	0.9%
% of Patients satisfied with the dentistry they have received	0	0	N/A	94.9%	93.6%	93.3%
% of Patients satisfied with the time they had to wait for an appointment	0	0	N/A	89.4%	89.8%	88.9%

* This is based on patients treated on this contract for their most recent course of treatment. Figures in italics indicate the base number of FP17s or Patient Questionnaire responses are less than 100. N/A is shown where the base number of responses is less than 10 during the period. % is calculated as Quantity/Base number*100

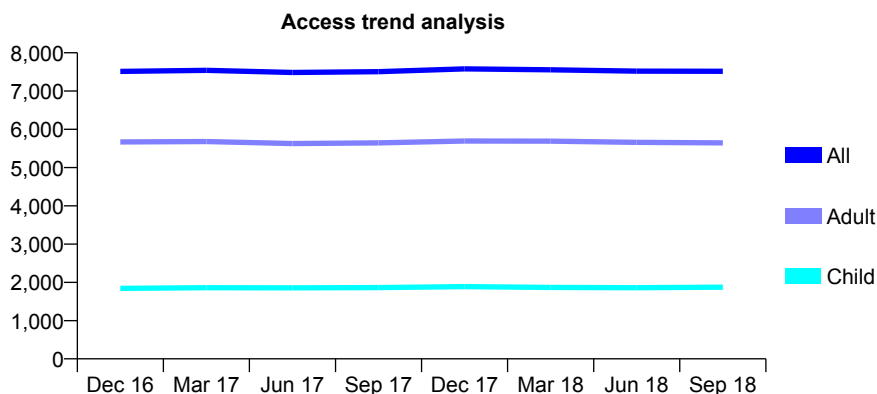
Q46 - Vital Signs At a Glance Contract Report for 162930/0001 - September 2018

Name or company name	Silverdale Dental Practice
Contract type name	GDS Contract
Purpose of contract	General
Contract start date	01/05/2009
Contract end date	

18/19 Contracted general activity (UDA)	21,652
Carry forward general activity (UDA)	0
18/19 Contracted orthodontic activity (UOA)	0
Carry forward orthodontic activity (UOA)	0
Baseline contract value	£720,788.28

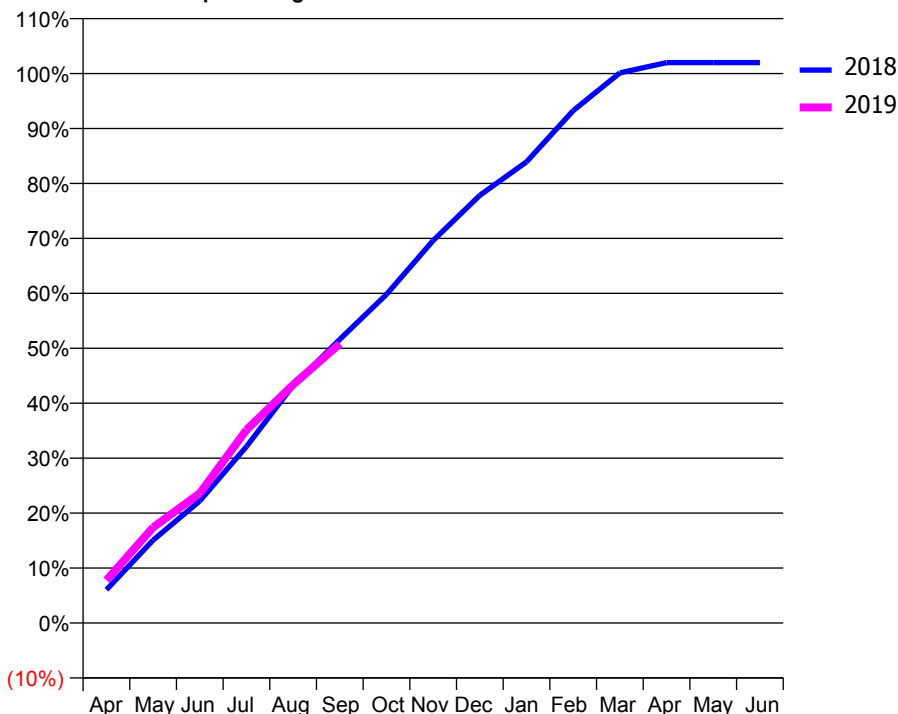
ACCESS*

Patients seen in 24 months	Total	Change since previous quarter
Quarter ending September 2017	7,506	
Quarter ending December 2017	7,581	→
Quarter ending March 2018	7,556	→
Quarter ending June 2018	7,521	→
Quarter ending September 2018	7,517	→
Variance since September 2017	0.1%	→



ACTIVITY

Cumulative percentage of contracted UDA delivered 2018 & 2019



Month	Adjusted Scheduled Activity (UDA)	
	2018	2019
April	1,312	1,688
May	3,266	3,772
June	4,810	5,116
July	6,956	7,610
August	9,359	9,390
September	11,177	11,006
October	12,951	
November	15,071	
December	16,851	
January	18,172	
February	20,192	
March	21,674	
April	22,080	
May	22,080	
June	22,080	

QUALITY

	Quantity	Base Number	Contract	AT	Region	England
% of FP17s for the same patient ID Re-attending within 3 months - Children	85	1,363	6.2%	12.0%	12.2%	11.6%
% of FP17s for the same patient ID Re-attending within 3 months - Adults	568	4,149	13.7%	16.0%	15.8%	15.5%
% of FP17s for the same patient ID Re-attending between 3 & 9 months - Children	755	1,363	55.4%	58.2%	60.3%	58.8%
% of FP17s for the same patient ID Re-attending between 3 & 9 months - Adults	2,194	4,149	52.9%	51.6%	53.5%	51.1%
% of FP17s for Band 1 Urgent Courses	403	5,338	7.5%	10.1%	9.1%	9.0%
% of FP17s Relating to Free Repair or Replacements	27	5,338	0.5%	0.8%	1.0%	0.8%
% of FP17s Relating to Continuations	128	5,338	2.4%	0.9%	1.0%	0.9%
% of Patients satisfied with the dentistry they have received	0	0	N/A	94.9%	93.6%	93.3%
% of Patients satisfied with the time they had to wait for an appointment	0	0	N/A	89.4%	89.8%	88.9%

* This is based on patients treated on this contract for their most recent course of treatment. Figures in italics indicate the base number of FP17s or Patient Questionnaire responses are less than 100. N/A is shown where the base number of responses is less than 10 during the period. % is calculated as Quantity/Base number*100

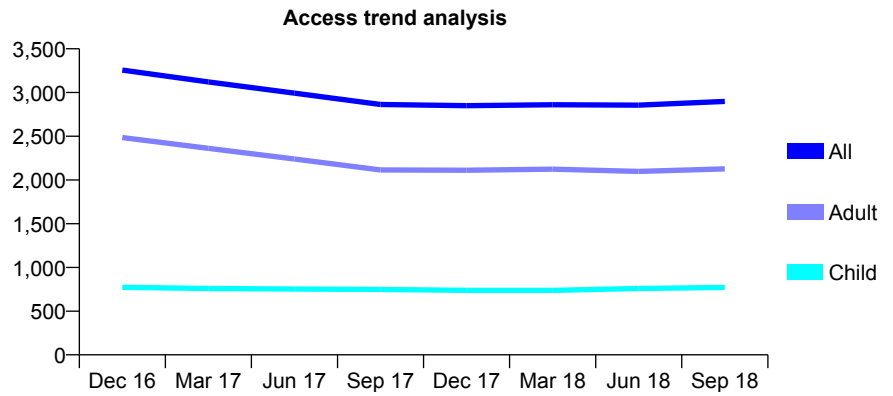
Q46 - Vital Signs At a Glance Contract Report for 163600/0001 - September 2018

Name or company name	Freedom Dental
Contract type name	GDS Contract
Purpose of contract	General
Contract start date	01/04/2006
Contract end date	

18/19 Contracted general activity (UDA)	9,486
Carry forward general activity (UDA)	0
18/19 Contracted orthodontic activity (UOA)	0
Carry forward orthodontic activity (UOA)	0
Baseline contract value	£283,924.07

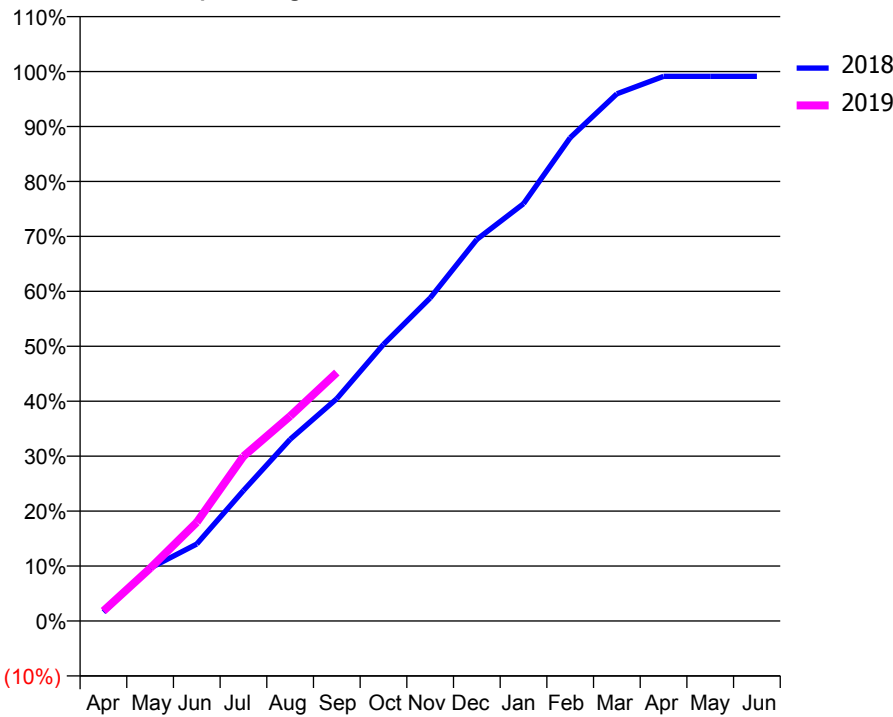
ACCESS*

Patients seen in 24 months	Total	Change since previous quarter
Quarter ending September 2017	2,863	
Quarter ending December 2017	2,849	→
Quarter ending March 2018	2,861	→
Quarter ending June 2018	2,856	→
Quarter ending September 2018	2,898	→
Variance since September 2017	1.2%	→



ACTIVITY

Cumulative percentage of contracted UDA delivered 2018 & 2019



Month	Adjusted Scheduled Activity (UDA)	
	2018	2019
April	154	174
May	913	910
June	1,328	1,705
July	2,252	2,843
August	3,137	3,538
September	3,839	4,289
October	4,776	
November	5,575	
December	6,587	
January	7,205	
February	8,345	
March	9,101	
April	9,403	
May	9,402	
June	9,402	

QUALITY

	Quantity	Base Number	Contract	AT	Region	England
% of FP17s for the same patient ID Re-attending within 3 months - Children	65	681	9.5%	12.0%	12.2%	11.6%
% of FP17s for the same patient ID Re-attending within 3 months - Adults	235	1,655	14.2%	16.0%	15.8%	15.5%
% of FP17s for the same patient ID Re-attending between 3 & 9 months - Children	456	681	67.0%	58.2%	60.3%	58.8%
% of FP17s for the same patient ID Re-attending between 3 & 9 months - Adults	1,023	1,655	61.8%	51.6%	53.5%	51.1%
% of FP17s for Band 1 Urgent Courses	155	2,193	7.1%	10.1%	9.1%	9.0%
% of FP17s Relating to Free Repair or Replacements	9	2,193	0.4%	0.8%	1.0%	0.8%
% of FP17s Relating to Continuations	10	2,193	0.5%	0.9%	1.0%	0.9%
% of Patients satisfied with the dentistry they have received	1	1	N/A	94.9%	93.6%	93.3%
% of Patients satisfied with the time they had to wait for an appointment	1	1	N/A	89.4%	89.8%	88.9%

* This is based on patients treated on this contract for their most recent course of treatment. Figures in italics indicate the base number of FP17s or Patient Questionnaire responses are less than 100. N/A is shown where the base number of responses is less than 10 during the period. % is calculated as Quantity/Base number*100

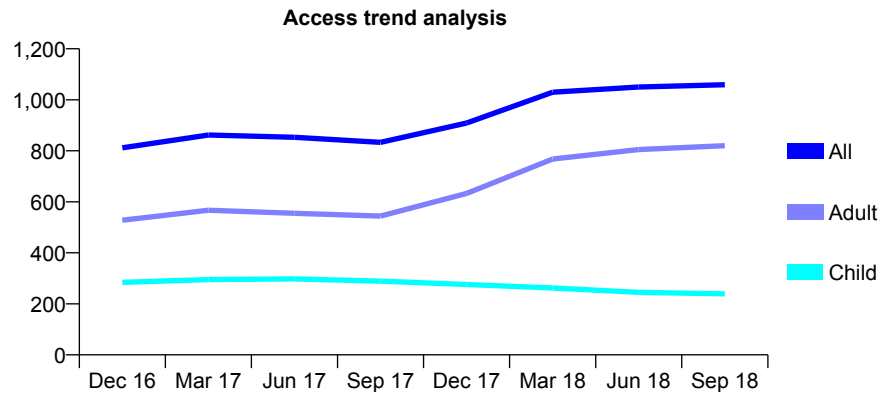
Q46 - Vital Signs At a Glance Contract Report for 163600/0002 - September 2018

Name or company name	Freedom Dental Adswood
Contract type name	GDS Contract
Purpose of contract	General
Contract start date	01/04/2006
Contract end date	

18/19 Contracted general activity (UDA)	3,500
Carry forward general activity (UDA)	0
18/19 Contracted orthodontic activity (UOA)	0
Carry forward orthodontic activity (UOA)	0
Baseline contract value	£122,823.16

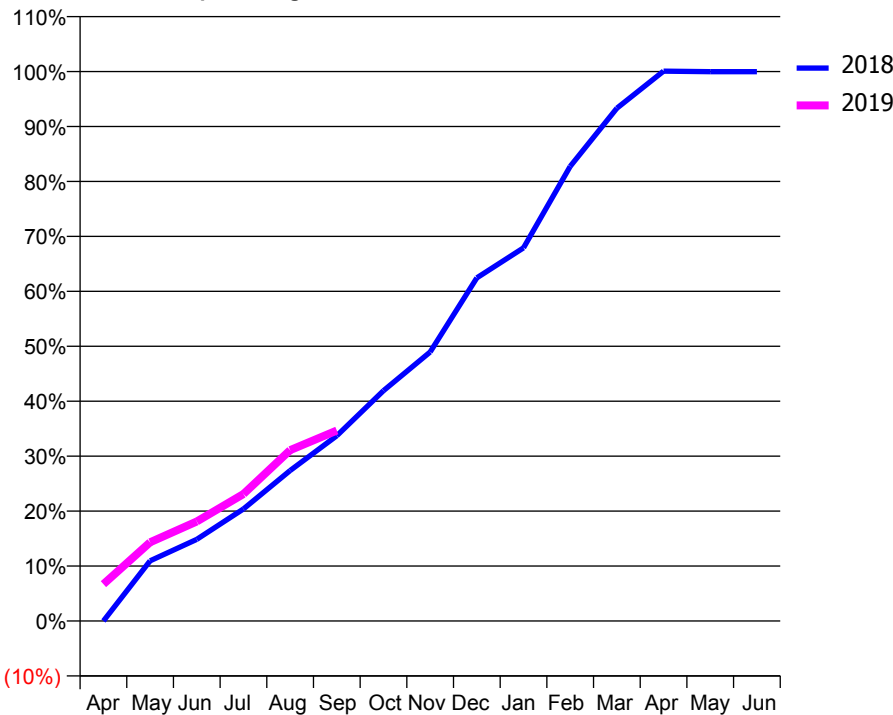
ACCESS*

Patients seen in 24 months	Total	Change since previous quarter
Quarter ending September 2017	833	
Quarter ending December 2017	909	↑
Quarter ending March 2018	1,030	↑
Quarter ending June 2018	1,050	→
Quarter ending September 2018	1,059	→
Variance since September 2017	27.1%	↑



ACTIVITY

Cumulative percentage of contracted UDA delivered 2018 & 2019



Month	Adjusted Scheduled Activity (UDA)	
	2018	2019
April	0	235
May	383	501
June	520	634
July	714	809
August	958	1,088
September	1,180	1,213
October	1,467	
November	1,714	
December	2,186	
January	2,377	
February	2,896	
March	3,266	
April	3,502	
May	3,499	
June	3,499	

QUALITY

	Quantity	Base Number	Contract	AT	Region	England
% of FP17s for the same patient ID Re-attending within 3 months - Children	9	188	4.8%	12.0%	12.2%	11.6%
% of FP17s for the same patient ID Re-attending within 3 months - Adults	30	425	7.1%	16.0%	15.8%	15.5%
% of FP17s for the same patient ID Re-attending between 3 & 9 months - Children	145	188	77.1%	58.2%	60.3%	58.8%
% of FP17s for the same patient ID Re-attending between 3 & 9 months - Adults	206	425	48.5%	51.6%	53.5%	51.1%
% of FP17s for Band 1 Urgent Courses	6	525	1.1%	10.1%	9.1%	9.0%
% of FP17s Relating to Free Repair or Replacements	0	525	0.0%	0.8%	1.0%	0.8%
% of FP17s Relating to Continuations	0	525	0.0%	0.9%	1.0%	0.9%
% of Patients satisfied with the dentistry they have received	0	0	N/A	94.9%	93.6%	93.3%
% of Patients satisfied with the time they had to wait for an appointment	0	0	N/A	89.4%	89.8%	88.9%

* This is based on patients treated on this contract for their most recent course of treatment. Figures in italics indicate the base number of FP17s or Patient Questionnaire responses are less than 100. N/A is shown where the base number of responses is less than 10 during the period. % is calculated as Quantity/Base number*100

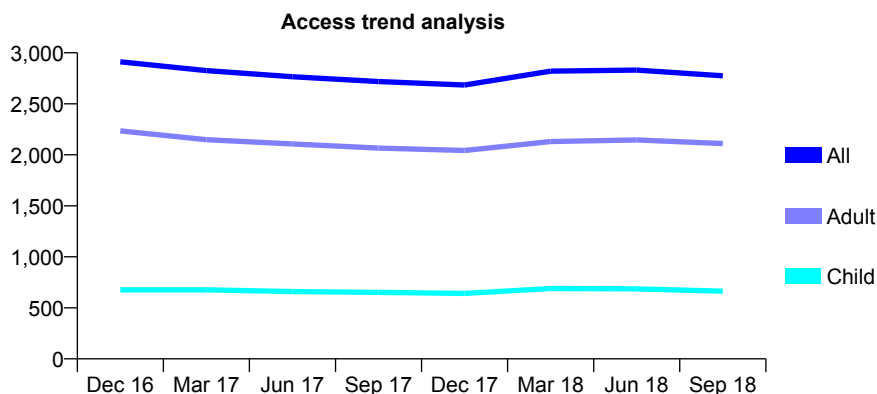
Q46 - Vital Signs At a Glance Contract Report for 163821/0001 - September 2018

Name or company name	Synergy Dental Clinic Bury Ltd
Contract type name	GDS Contract
Purpose of contract	General
Contract start date	01/04/2014
Contract end date	

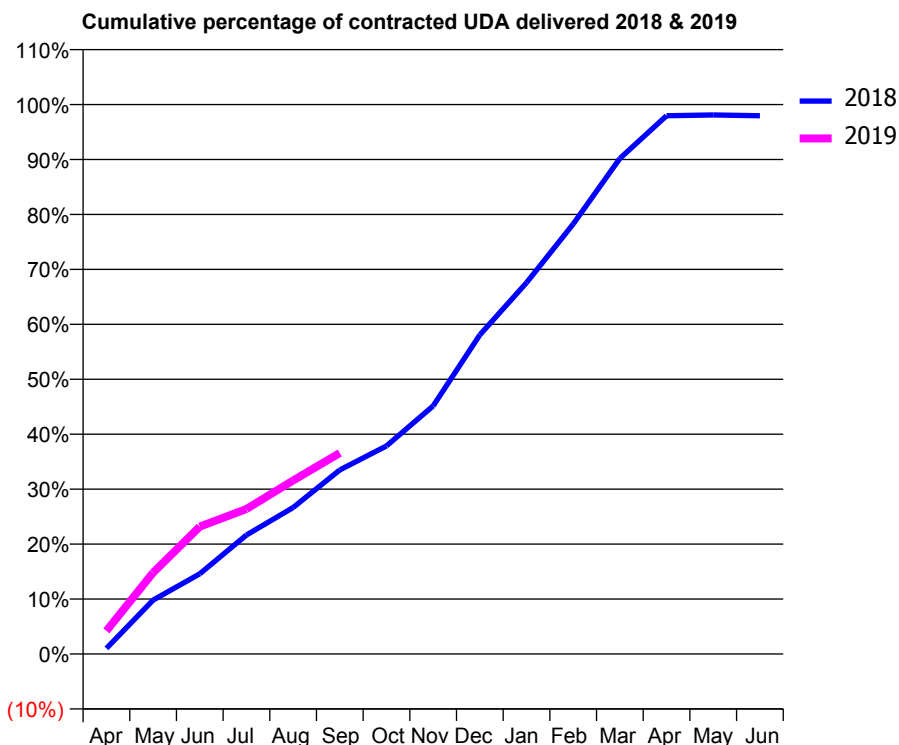
18/19 Contracted general activity (UDA)	8,267
Carry forward general activity (UDA)	0
18/19 Contracted orthodontic activity (UOA)	0
Carry forward orthodontic activity (UOA)	0
Baseline contract value	£195,629.54

ACCESS*

Patients seen in 24 months	Total	Change since previous quarter
Quarter ending September 2017	2,718	
Quarter ending December 2017	2,684	↓
Quarter ending March 2018	2,820	↑
Quarter ending June 2018	2,831	→
Quarter ending September 2018	2,775	↓
Variance since September 2017	2.1%	↑



ACTIVITY



Month	Adjusted Scheduled Activity (UDA)	
	2018	2019
April	85	348
May	811	1,224
June	1,207	1,918
July	1,790	2,181
August	2,203	2,611
September	2,770	3,025
October	3,130	
November	3,732	
December	4,801	
January	5,586	
February	6,470	
March	7,456	
April	8,098	
May	8,109	
June	8,097	

QUALITY

	Quantity	Base Number	Contract	AT	Region	England
% of FP17s for the same patient ID Re-attending within 3 months - Children	32	481	6.7%	12.0%	12.2%	11.6%
% of FP17s for the same patient ID Re-attending within 3 months - Adults	121	1,447	8.4%	16.0%	15.8%	15.5%
% of FP17s for the same patient ID Re-attending between 3 & 9 months - Children	359	481	74.6%	58.2%	60.3%	58.8%
% of FP17s for the same patient ID Re-attending between 3 & 9 months - Adults	1,078	1,447	74.5%	51.6%	53.5%	51.1%
% of FP17s for Band 1 Urgent Courses	74	1,690	4.4%	10.1%	9.1%	9.0%
% of FP17s Relating to Free Repair or Replacements	3	1,690	0.2%	0.8%	1.0%	0.8%
% of FP17s Relating to Continuations	2	1,690	0.1%	0.9%	1.0%	0.9%
% of Patients satisfied with the dentistry they have received	3	3	N/A	94.9%	93.6%	93.3%
% of Patients satisfied with the time they had to wait for an appointment	3	3	N/A	89.4%	89.8%	88.9%

* This is based on patients treated on this contract for their most recent course of treatment. Figures in italics indicate the base number of FP17s or Patient Questionnaire responses are less than 100. N/A is shown where the base number of responses is less than 10 during the period. % is calculated as Quantity/Base number*100

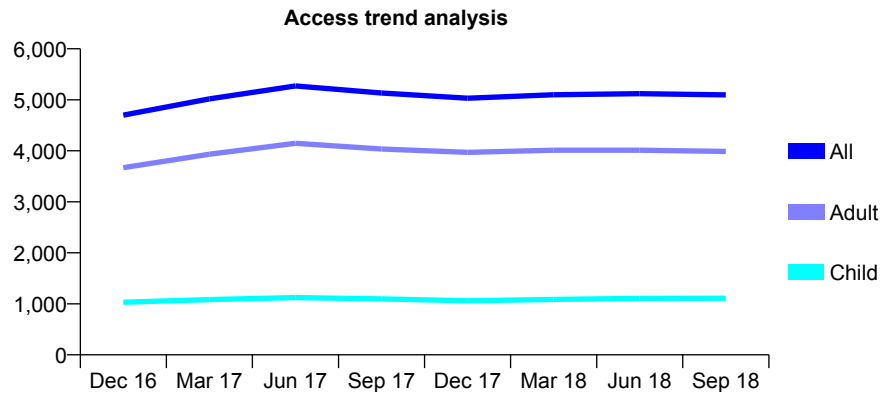
Q46 - Vital Signs At a Glance Contract Report for 164054/0001 - September 2018

Name or company name	Hope Dental Practice Limited
Contract type name	GDS Contract
Purpose of contract	General
Contract start date	01/06/2015
Contract end date	

18/19 Contracted general activity (UDA)	17,021
Carry forward general activity (UDA)	0
18/19 Contracted orthodontic activity (UOA)	0
Carry forward orthodontic activity (UOA)	0
Baseline contract value	£602,336.27

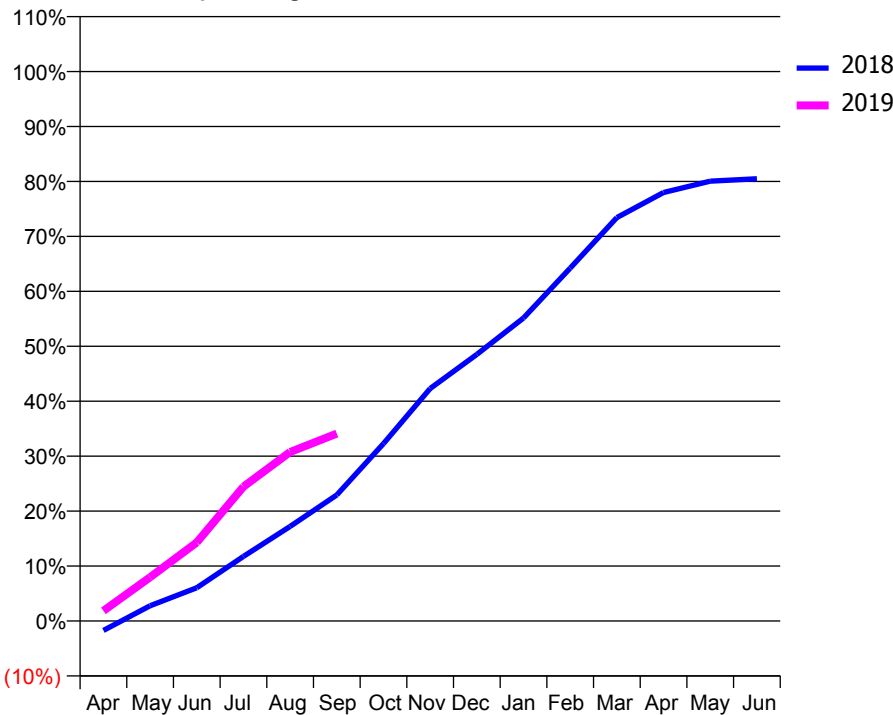
ACCESS*

Patients seen in 24 months	Total	Change since previous quarter
Quarter ending September 2017	5,133	
Quarter ending December 2017	5,032	↓
Quarter ending March 2018	5,099	→
Quarter ending June 2018	5,120	→
Quarter ending September 2018	5,097	→
Variance since September 2017	(0.7%)	→



ACTIVITY

Cumulative percentage of contracted UDA delivered 2018 & 2019



Month	Adjusted Scheduled Activity (UDA)	
	2018	2019
April	-295	314
May	474	1,355
June	1,033	2,434
July	2,003	4,161
August	2,932	5,235
September	3,906	5,806
October	5,497	
November	7,201	
December	8,259	
January	9,386	
February	10,931	
March	12,497	
April	13,273	
May	13,625	
June	13,697	

QUALITY

	Quantity	Base Number	Contract	AT	Region	England
% of FP17s for the same patient ID Re-attending within 3 months - Children	68	731	9.3%	12.0%	12.2%	11.6%
% of FP17s for the same patient ID Re-attending within 3 months - Adults	337	2,338	14.4%	16.0%	15.8%	15.5%
% of FP17s for the same patient ID Re-attending between 3 & 9 months - Children	396	731	54.2%	58.2%	60.3%	58.8%
% of FP17s for the same patient ID Re-attending between 3 & 9 months - Adults	1,148	2,338	49.1%	51.6%	53.5%	51.1%
% of FP17s for Band 1 Urgent Courses	293	2,642	11.1%	10.1%	9.1%	9.0%
% of FP17s Relating to Free Repair or Replacements	28	2,642	1.1%	0.8%	1.0%	0.8%
% of FP17s Relating to Continuations	7	2,642	0.3%	0.9%	1.0%	0.9%
% of Patients satisfied with the dentistry they have received	0	0	N/A	94.9%	93.6%	93.3%
% of Patients satisfied with the time they had to wait for an appointment	0	0	N/A	89.4%	89.8%	88.9%

* This is based on patients treated on this contract for their most recent course of treatment. Figures in italics indicate the base number of FP17s or Patient Questionnaire responses are less than 100. N/A is shown where the base number of responses is less than 10 during the period. % is calculated as Quantity/Base number*100

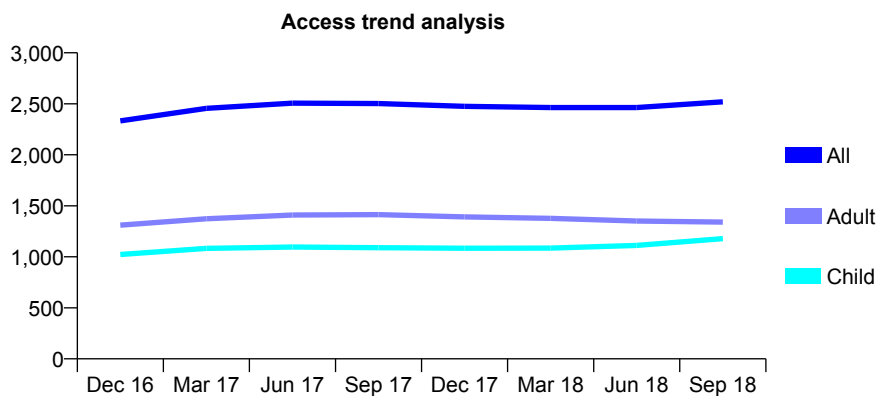
Q46 - Vital Signs At a Glance Contract Report for 165255/0001 - September 2018

Name or company name	Pritchards Dental Practice Ltd
Contract type name	GDS Contract
Purpose of contract	General
Contract start date	01/10/2013
Contract end date	

18/19 Contracted general activity (UDA)	6,428
Carry forward general activity (UDA)	0
18/19 Contracted orthodontic activity (UOA)	0
Carry forward orthodontic activity (UOA)	0
Baseline contract value	£174,320.24

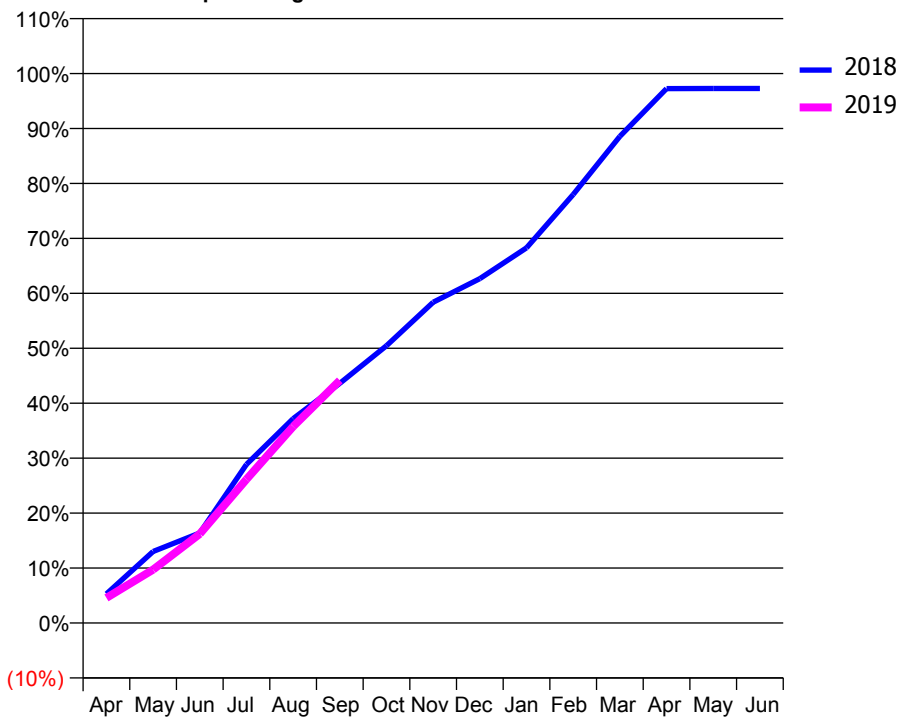
ACCESS*

Patients seen in 24 months	Total	Change since previous quarter
Quarter ending September 2017	2,503	
Quarter ending December 2017	2,475	↓
Quarter ending March 2018	2,463	→
Quarter ending June 2018	2,463	→
Quarter ending September 2018	2,519	↑
Variance since September 2017	0.6%	→



ACTIVITY

Cumulative percentage of contracted UDA delivered 2018 & 2019



Adjusted Scheduled Activity (UDA)		
Month	2018	2019
April	341	295
May	837	624
June	1,053	1,043
July	1,855	1,681
August	2,391	2,298
September	2,803	2,839
October	3,244	
November	3,752	
December	4,028	
January	4,389	
February	5,012	
March	5,693	
April	6,252	
May	6,253	
June	6,253	

QUALITY

	Quantity	Base Number	Contract	AT	Region	England
% of FP17s for the same patient ID Re-attending within 3 months - Children	109	1,050	10.4%	12.0%	12.2%	11.6%
% of FP17s for the same patient ID Re-attending within 3 months - Adults	197	1,065	18.5%	16.0%	15.8%	15.5%
% of FP17s for the same patient ID Re-attending between 3 & 9 months - Children	570	1,050	54.3%	58.2%	60.3%	58.8%
% of FP17s for the same patient ID Re-attending between 3 & 9 months - Adults	575	1,065	54.0%	51.6%	53.5%	51.1%
% of FP17s for Band 1 Urgent Courses	94	1,553	6.1%	10.1%	9.1%	9.0%
% of FP17s Relating to Free Repair or Replacements	8	1,553	0.5%	0.8%	1.0%	0.8%
% of FP17s Relating to Continuations	0	1,553	0.0%	0.9%	1.0%	0.9%
% of Patients satisfied with the dentistry they have received	8	9	N/A	94.9%	93.6%	93.3%
% of Patients satisfied with the time they had to wait for an appointment	7	9	N/A	89.4%	89.8%	88.9%

* This is based on patients treated on this contract for their most recent course of treatment. Figures in italics indicate the base number of FP17s or Patient Questionnaire responses are less than 100. N/A is shown where the base number of responses is less than 10 during the period. % is calculated as Quantity/Base number*100

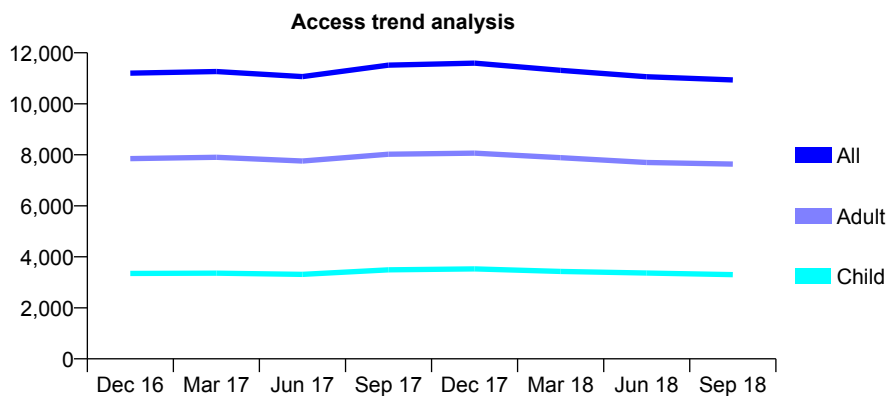
Q46 - Vital Signs At a Glance Contract Report for 165263/0001 - September 2018

Name or company name	Chariwala Smile Ltd
Contract type name	GDS Contract
Purpose of contract	General
Contract start date	01/11/2013
Contract end date	

18/19 Contracted general activity (UDA)	35,327
Carry forward general activity (UDA)	0
18/19 Contracted orthodontic activity (UOA)	0
Carry forward orthodontic activity (UOA)	0
Baseline contract value	£924,844.27

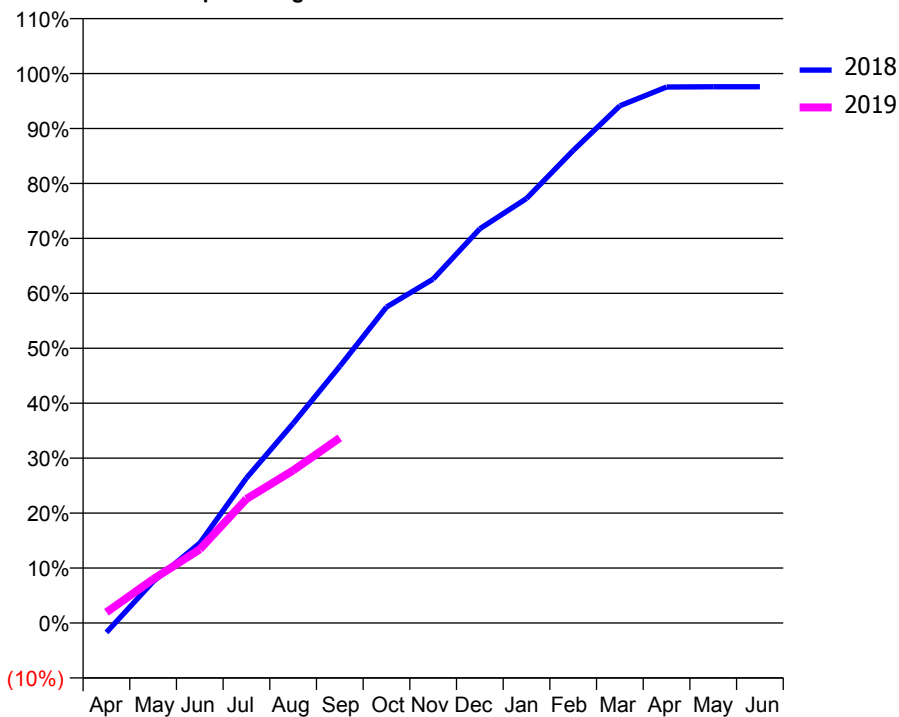
ACCESS*

Patients seen in 24 months	Total	Change since previous quarter
Quarter ending September 2017	11,514	
Quarter ending December 2017	11,595	→
Quarter ending March 2018	11,312	↓
Quarter ending June 2018	11,062	↓
Quarter ending September 2018	10,936	↓
Variance since September 2017	(5.0%)	↓



ACTIVITY

Cumulative percentage of contracted UDA delivered 2018 & 2019



Adjusted Scheduled Activity (UDA)

Month	2018	2019
April	-616	689
May	2,658	2,815
June	5,141	4,735
July	9,321	7,980
August	12,832	9,813
September	16,507	11,901
October	20,314	
November	22,117	
December	25,348	
January	27,295	
February	30,376	
March	33,246	
April	34,457	
May	34,472	
June	34,473	

QUALITY

	Quantity	Base Number	Contract	AT	Region	England
% of FP17s for the same patient ID Re-attending within 3 months - Children	131	2,213	5.9%	12.0%	12.2%	11.6%
% of FP17s for the same patient ID Re-attending within 3 months - Adults	545	4,608	11.8%	16.0%	15.8%	15.5%
% of FP17s for the same patient ID Re-attending between 3 & 9 months - Children	1,411	2,213	63.8%	58.2%	60.3%	58.8%
% of FP17s for the same patient ID Re-attending between 3 & 9 months - Adults	2,719	4,608	59.0%	51.6%	53.5%	51.1%
% of FP17s for Band 1 Urgent Courses	418	6,165	6.8%	10.1%	9.1%	9.0%
% of FP17s Relating to Free Repair or Replacements	22	6,165	0.4%	0.8%	1.0%	0.8%
% of FP17s Relating to Continuations	49	6,165	0.8%	0.9%	1.0%	0.9%
% of Patients satisfied with the dentistry they have received	0	0	N/A	94.9%	93.6%	93.3%
% of Patients satisfied with the time they had to wait for an appointment	0	0	N/A	89.4%	89.8%	88.9%

* This is based on patients treated on this contract for their most recent course of treatment. Figures in italics indicate the base number of FP17s or Patient Questionnaire responses are less than 100. N/A is shown where the base number of responses is less than 10 during the period. % is calculated as Quantity/Base number*100

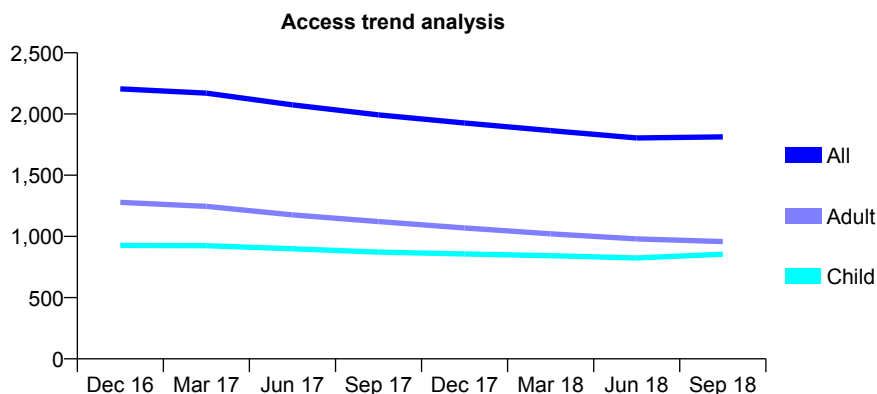
Q46 - Vital Signs At a Glance Contract Report for 165433/0001 - September 2018

Name or company name	Park House Brinnington
Contract type name	GDS Contract
Purpose of contract	General
Contract start date	01/01/2011
Contract end date	

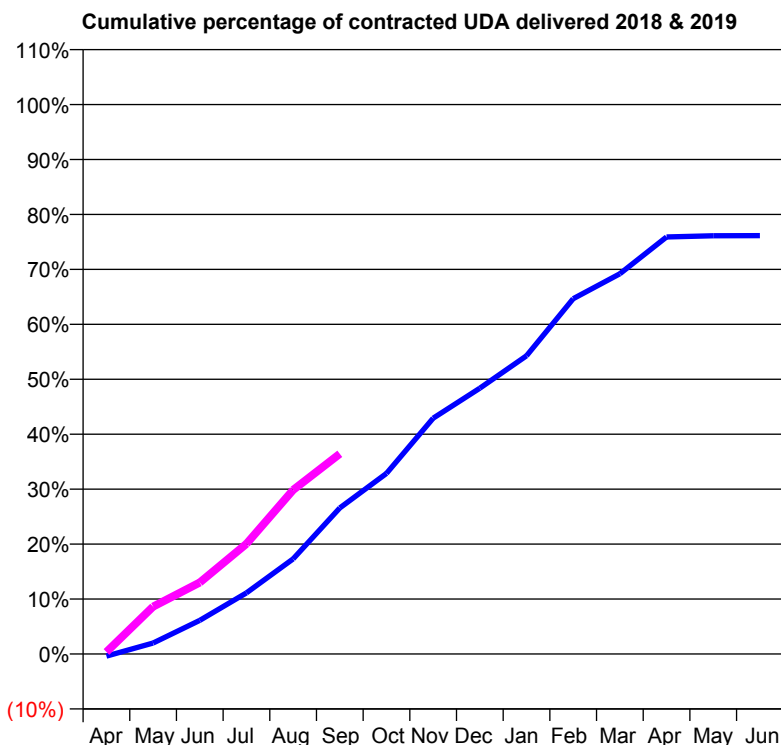
18/19 Contracted general activity (UDA)	6,500
Carry forward general activity (UDA)	0
18/19 Contracted orthodontic activity (UOA)	0
Carry forward orthodontic activity (UOA)	0
Baseline contract value	£169,020.54

ACCESS*

Patients seen in 24 months	Total	Change since previous quarter
Quarter ending September 2017	1,993	
Quarter ending December 2017	1,926	↓
Quarter ending March 2018	1,864	↓
Quarter ending June 2018	1,804	↓
Quarter ending September 2018	1,813	→
Variance since September 2017	(9.0%)	↓



ACTIVITY



Month	Adjusted Scheduled Activity (UDA)	
	2018	2019
April	-26	25
May	130	561
June	398	846
July	724	1,303
August	1,125	1,941
September	1,728	2,369
October	2,137	
November	2,789	
December	3,145	
January	3,527	
February	4,202	
March	4,497	
April	4,933	
May	4,948	
June	4,949	

QUALITY

	Quantity	Base Number	Contract	AT	Region	England
% of FP17s for the same patient ID Re-attending within 3 months - Children	60	481	12.5%	12.0%	12.2%	11.6%
% of FP17s for the same patient ID Re-attending within 3 months - Adults	84	520	16.2%	16.0%	15.8%	15.5%
% of FP17s for the same patient ID Re-attending between 3 & 9 months - Children	156	481	32.4%	58.2%	60.3%	58.8%
% of FP17s for the same patient ID Re-attending between 3 & 9 months - Adults	168	520	32.3%	51.6%	53.5%	51.1%
% of FP17s for Band 1 Urgent Courses	78	886	8.8%	10.1%	9.1%	9.0%
% of FP17s Relating to Free Repair or Replacements	6	886	0.7%	0.8%	1.0%	0.8%
% of FP17s Relating to Continuations	4	886	0.5%	0.9%	1.0%	0.9%
% of Patients satisfied with the dentistry they have received	0	0	N/A	94.9%	93.6%	93.3%
% of Patients satisfied with the time they had to wait for an appointment	0	0	N/A	89.4%	89.8%	88.9%

* This is based on patients treated on this contract for their most recent course of treatment. Figures in italics indicate the base number of FP17s or Patient Questionnaire responses are less than 100. N/A is shown where the base number of responses is less than 10 during the period. % is calculated as Quantity/Base number*100

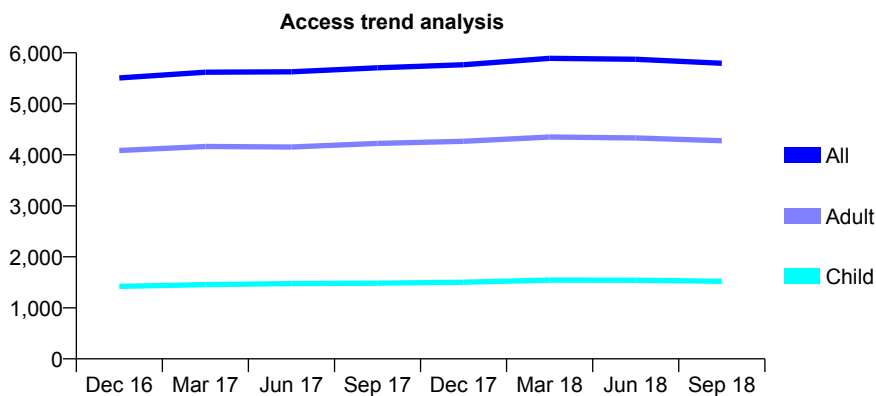
Q46 - Vital Signs At a Glance Contract Report for 165905/0001 - September 2018

Name or company name	New Moston Dental Centre
Contract type name	GDS Contract
Purpose of contract	General
Contract start date	01/04/2009
Contract end date	

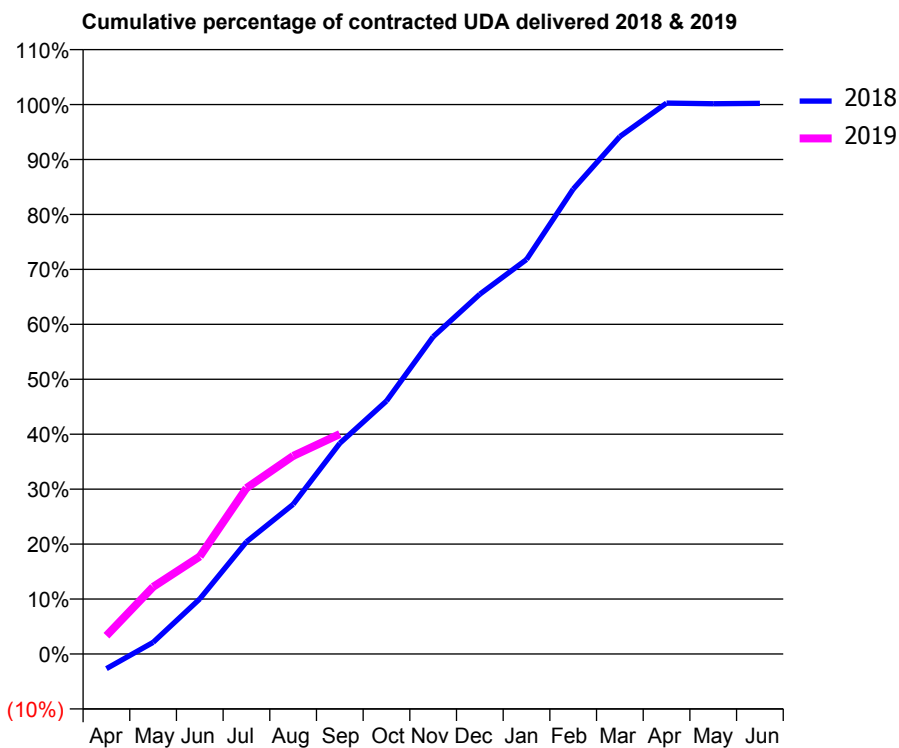
18/19 Contracted general activity (UDA)	19,540
Carry forward general activity (UDA)	0
18/19 Contracted orthodontic activity (UOA)	0
Carry forward orthodontic activity (UOA)	0
Baseline contract value	£588,416.48

ACCESS*

Patients seen in 24 months	Total	Change since previous quarter
Quarter ending September 2017	5,707	
Quarter ending December 2017	5,767	→
Quarter ending March 2018	5,892	↑
Quarter ending June 2018	5,872	→
Quarter ending September 2018	5,796	↓
Variance since September 2017	1.6%	→



ACTIVITY



Month	Adjusted Scheduled Activity (UDA)	
	2018	2019
April	-524	650
May	413	2,386
June	1,963	3,471
July	3,990	5,903
August	5,321	7,045
September	7,496	7,822
October	8,996	
November	11,282	
December	12,794	
January	14,029	
February	16,531	
March	18,402	
April	19,589	
May	19,567	
June	19,580	

QUALITY

	Quantity	Base Number	Contract	AT	Region	England
% of FP17s for the same patient ID Re-attending within 3 months - Children	116	1,071	10.8%	12.0%	12.2%	11.6%
% of FP17s for the same patient ID Re-attending within 3 months - Adults	390	2,863	13.6%	16.0%	15.8%	15.5%
% of FP17s for the same patient ID Re-attending between 3 & 9 months - Children	709	1,071	66.2%	58.2%	60.3%	58.8%
% of FP17s for the same patient ID Re-attending between 3 & 9 months - Adults	1,883	2,863	65.8%	51.6%	53.5%	51.1%
% of FP17s for Band 1 Urgent Courses	250	3,477	7.2%	10.1%	9.1%	9.0%
% of FP17s Relating to Free Repair or Replacements	19	3,477	0.5%	0.8%	1.0%	0.8%
% of FP17s Relating to Continuations	12	3,477	0.3%	0.9%	1.0%	0.9%
% of Patients satisfied with the dentistry they have received	4	4	N/A	94.9%	93.6%	93.3%
% of Patients satisfied with the time they had to wait for an appointment	4	4	N/A	89.4%	89.8%	88.9%

* This is based on patients treated on this contract for their most recent course of treatment. Figures in italics indicate the base number of FP17s or Patient Questionnaire responses are less than 100. N/A is shown where the base number of responses is less than 10 during the period. % is calculated as Quantity/Base number*100

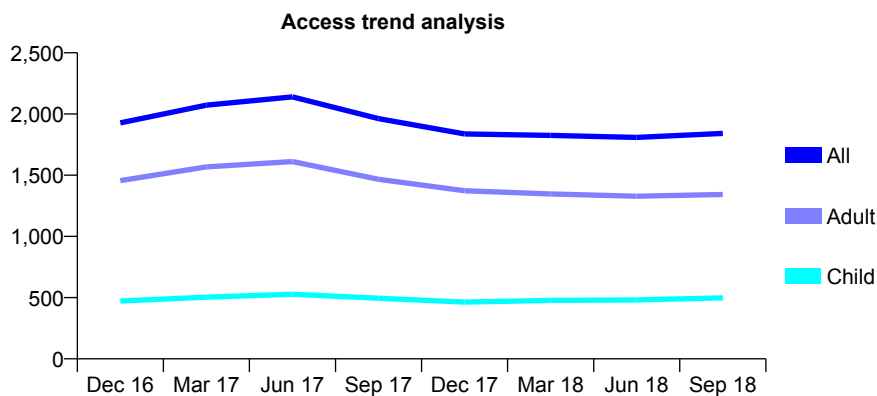
Q46 - Vital Signs At a Glance Contract Report for 166049/0001 - September 2018

Name or company name	MISS R DHARIWAL
Contract type name	GDS Contract
Purpose of contract	General
Contract start date	01/07/2015
Contract end date	

18/19 Contracted general activity (UDA)	8,633
Carry forward general activity (UDA)	0
18/19 Contracted orthodontic activity (UOA)	0
Carry forward orthodontic activity (UOA)	0
Baseline contract value	£232,963.77

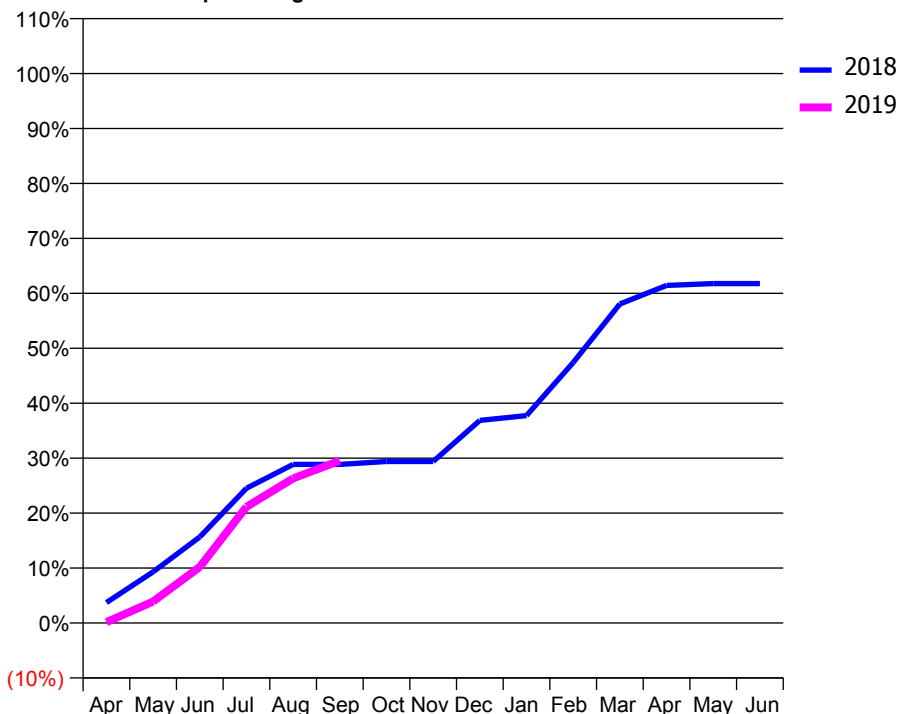
ACCESS*

Patients seen in 24 months	Total	Change since previous quarter
Quarter ending September 2017	1,962	
Quarter ending December 2017	1,837	↓
Quarter ending March 2018	1,825	→
Quarter ending June 2018	1,809	→
Quarter ending September 2018	1,841	→
Variance since September 2017	(6.2%)	↓



ACTIVITY

Cumulative percentage of contracted UDA delivered 2018 & 2019



Month	Adjusted Scheduled Activity (UDA)	
	2018	2019
April	323	13
May	803	338
June	1,352	880
July	2,116	1,826
August	2,492	2,272
September	2,492	2,551
October	2,538	
November	2,538	
December	3,183	
January	3,259	
February	4,093	
March	5,012	
April	5,303	
May	5,333	
June	5,333	

QUALITY

	Quantity	Base Number	Contract	AT	Region	England
% of FP17s for the same patient ID Re-attending within 3 months - Children	50	390	12.8%	12.0%	12.2%	11.6%
% of FP17s for the same patient ID Re-attending within 3 months - Adults	163	965	16.9%	16.0%	15.8%	15.5%
% of FP17s for the same patient ID Re-attending between 3 & 9 months - Children	183	390	46.9%	58.2%	60.3%	58.8%
% of FP17s for the same patient ID Re-attending between 3 & 9 months - Adults	413	965	42.8%	51.6%	53.5%	51.1%
% of FP17s for Band 1 Urgent Courses	194	1,172	16.6%	10.1%	9.1%	9.0%
% of FP17s Relating to Free Repair or Replacements	5	1,172	0.4%	0.8%	1.0%	0.8%
% of FP17s Relating to Continuations	9	1,172	0.8%	0.9%	1.0%	0.9%
% of Patients satisfied with the dentistry they have received	1	1	N/A	94.9%	93.6%	93.3%
% of Patients satisfied with the time they had to wait for an appointment	1	1	N/A	89.4%	89.8%	88.9%

* This is based on patients treated on this contract for their most recent course of treatment. Figures in italics indicate the base number of FP17s or Patient Questionnaire responses are less than 100. N/A is shown where the base number of responses is less than 10 during the period. % is calculated as Quantity/Base number*100

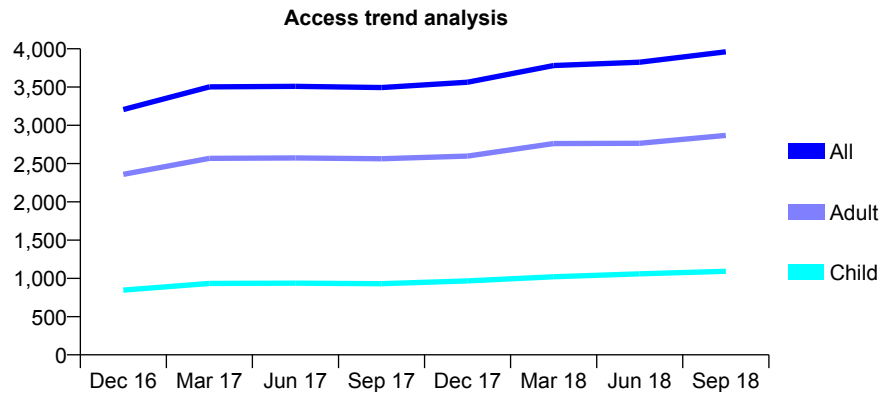
Q46 - Vital Signs At a Glance Contract Report for 166081/0001 - September 2018

Name or company name	Brooks Bar Dental Practice
Contract type name	GDS Contract
Purpose of contract	General
Contract start date	26/07/2013
Contract end date	

18/19 Contracted general activity (UDA)	14,264
Carry forward general activity (UDA)	0
18/19 Contracted orthodontic activity (UOA)	0
Carry forward orthodontic activity (UOA)	0
Baseline contract value	£438,836.53

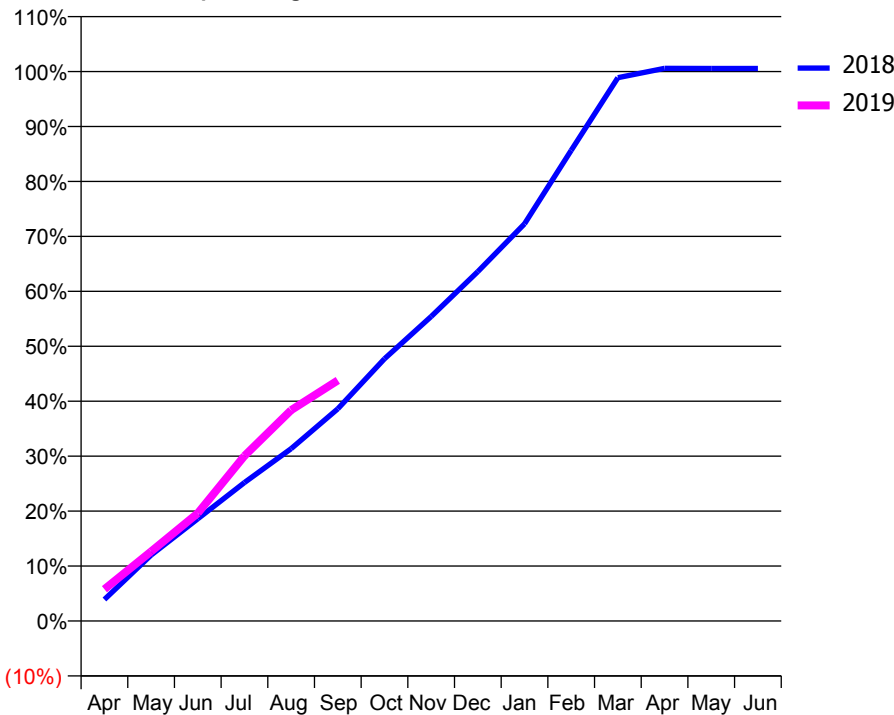
ACCESS*

Patients seen in 24 months	Total	Change since previous quarter
Quarter ending September 2017	3,493	
Quarter ending December 2017	3,564	↑
Quarter ending March 2018	3,782	↑
Quarter ending June 2018	3,824	→
Quarter ending September 2018	3,960	↑
Variance since September 2017	13.4%	↑



ACTIVITY

Cumulative percentage of contracted UDA delivered 2018 & 2019



Month	Adjusted Scheduled Activity (UDA)	
	2018	2019
April	559	825
May	1,712	1,807
June	2,652	2,798
July	3,593	4,288
August	4,474	5,476
September	5,509	6,247
October	6,806	
November	7,906	
December	9,069	
January	10,311	
February	12,216	
March	14,102	
April	14,344	
May	14,343	
June	14,343	

QUALITY

	Quantity	Base Number	Contract	AT	Region	England
% of FP17s for the same patient ID Re-attending within 3 months - Children	20	555	3.6%	12.0%	12.2%	11.6%
% of FP17s for the same patient ID Re-attending within 3 months - Adults	118	1,287	9.2%	16.0%	15.8%	15.5%
% of FP17s for the same patient ID Re-attending between 3 & 9 months - Children	197	555	35.5%	58.2%	60.3%	58.8%
% of FP17s for the same patient ID Re-attending between 3 & 9 months - Adults	362	1,287	28.1%	51.6%	53.5%	51.1%
% of FP17s for Band 1 Urgent Courses	105	1,775	5.9%	10.1%	9.1%	9.0%
% of FP17s Relating to Free Repair or Replacements	5	1,775	0.3%	0.8%	1.0%	0.8%
% of FP17s Relating to Continuations	16	1,775	0.9%	0.9%	1.0%	0.9%
% of Patients satisfied with the dentistry they have received	1	1	N/A	94.9%	93.6%	93.3%
% of Patients satisfied with the time they had to wait for an appointment	1	1	N/A	89.4%	89.8%	88.9%

* This is based on patients treated on this contract for their most recent course of treatment. Figures in italics indicate the base number of FP17s or Patient Questionnaire responses are less than 100. N/A is shown where the base number of responses is less than 10 during the period. % is calculated as Quantity/Base number*100

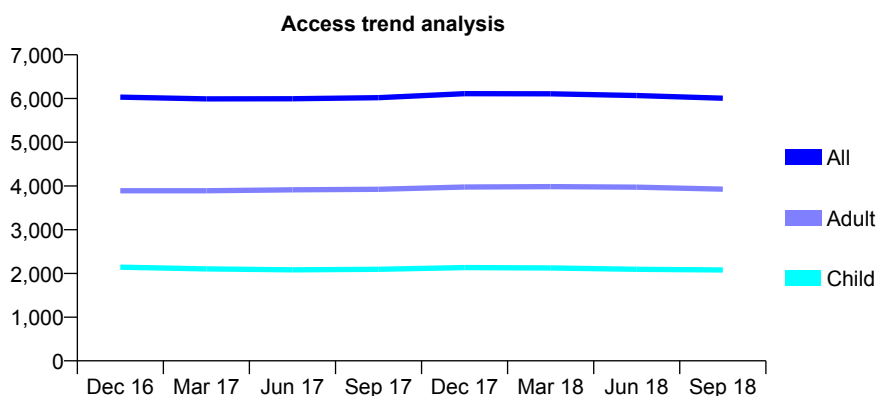
Q46 - Vital Signs At a Glance Contract Report for 166405/0001 - September 2018

Name or company name	Penny Meadow Dental Care Limited
Contract type name	GDS Contract
Purpose of contract	General
Contract start date	01/01/2014
Contract end date	

18/19 Contracted general activity (UDA)	16,838
Carry forward general activity (UDA)	0
18/19 Contracted orthodontic activity (UOA)	0
Carry forward orthodontic activity (UOA)	0
Baseline contract value	£473,154.49

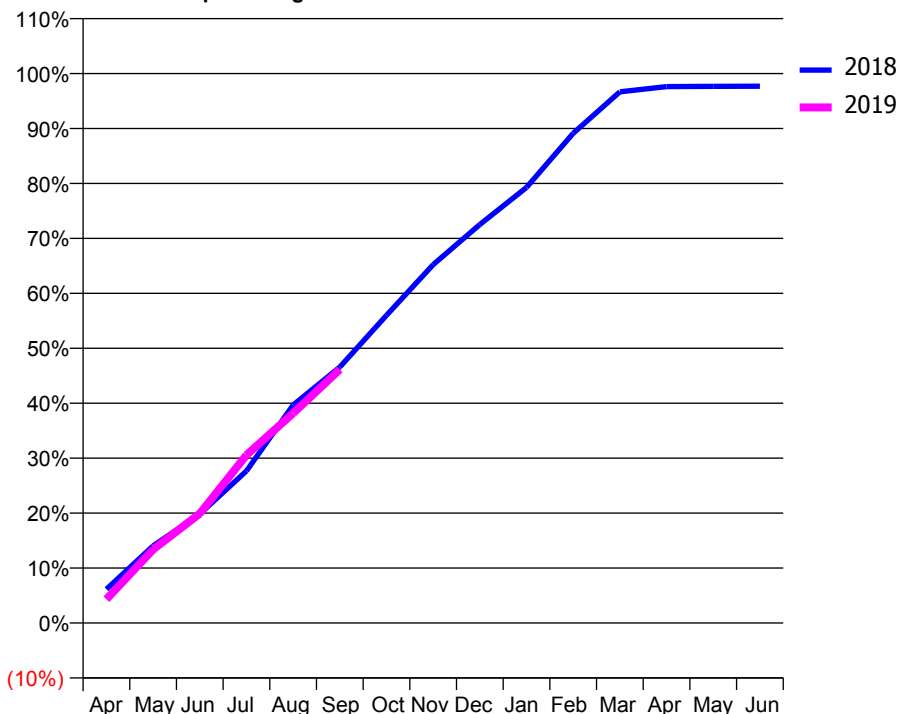
ACCESS*

Patients seen in 24 months	Total	Change since previous quarter
Quarter ending September 2017	6,020	
Quarter ending December 2017	6,111	→
Quarter ending March 2018	6,108	→
Quarter ending June 2018	6,069	→
Quarter ending September 2018	6,006	↓
Variance since September 2017	(0.2%)	→



ACTIVITY

Cumulative percentage of contracted UDA delivered 2018 & 2019



Adjusted Scheduled Activity (UDA)

Month	2018	2019
April	1,034	730
May	2,366	2,253
June	3,340	3,353
July	4,660	5,145
August	6,677	6,429
September	7,842	7,770
October	9,430	
November	10,981	
December	12,213	
January	13,346	
February	15,006	
March	16,276	
April	16,436	
May	16,443	
June	16,447	

QUALITY

	Quantity	Base Number	Contract	AT	Region	England
% of FP17s for the same patient ID Re-attending within 3 months - Children	118	1,666	7.1%	12.0%	12.2%	11.6%
% of FP17s for the same patient ID Re-attending within 3 months - Adults	324	2,673	12.1%	16.0%	15.8%	15.5%
% of FP17s for the same patient ID Re-attending between 3 & 9 months - Children	1,208	1,666	72.5%	58.2%	60.3%	58.8%
% of FP17s for the same patient ID Re-attending between 3 & 9 months - Adults	1,221	2,673	45.7%	51.6%	53.5%	51.1%
% of FP17s for Band 1 Urgent Courses	426	4,240	10.0%	10.1%	9.1%	9.0%
% of FP17s Relating to Free Repair or Replacements	18	4,240	0.4%	0.8%	1.0%	0.8%
% of FP17s Relating to Continuations	16	4,240	0.4%	0.9%	1.0%	0.9%
% of Patients satisfied with the dentistry they have received	1	1	N/A	94.9%	93.6%	93.3%
% of Patients satisfied with the time they had to wait for an appointment	1	1	N/A	89.4%	89.8%	88.9%

* This is based on patients treated on this contract for their most recent course of treatment. Figures in italics indicate the base number of FP17s or Patient Questionnaire responses are less than 100. N/A is shown where the base number of responses is less than 10 during the period. % is calculated as Quantity/Base number*100

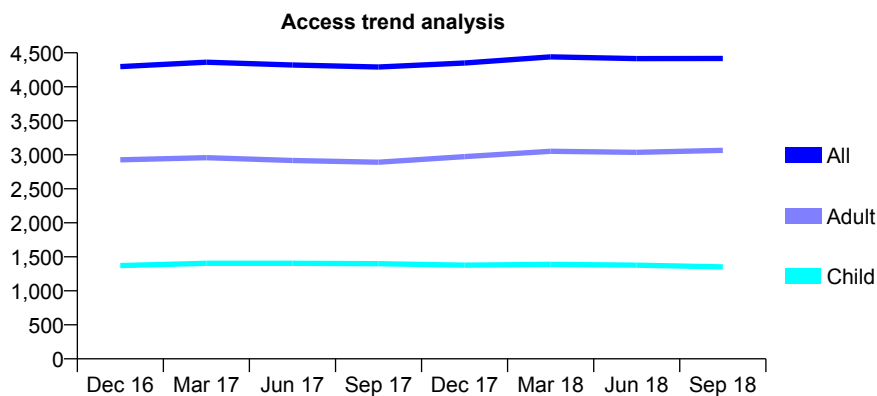
Q46 - Vital Signs At a Glance Contract Report for 166707/0001 - September 2018

Name or company name	151 Dental Ltd
Contract type name	GDS Contract
Purpose of contract	General
Contract start date	01/08/2007
Contract end date	

18/19 Contracted general activity (UDA)	18,209
Carry forward general activity (UDA)	0
18/19 Contracted orthodontic activity (UOA)	0
Carry forward orthodontic activity (UOA)	0
Baseline contract value	£469,865.69

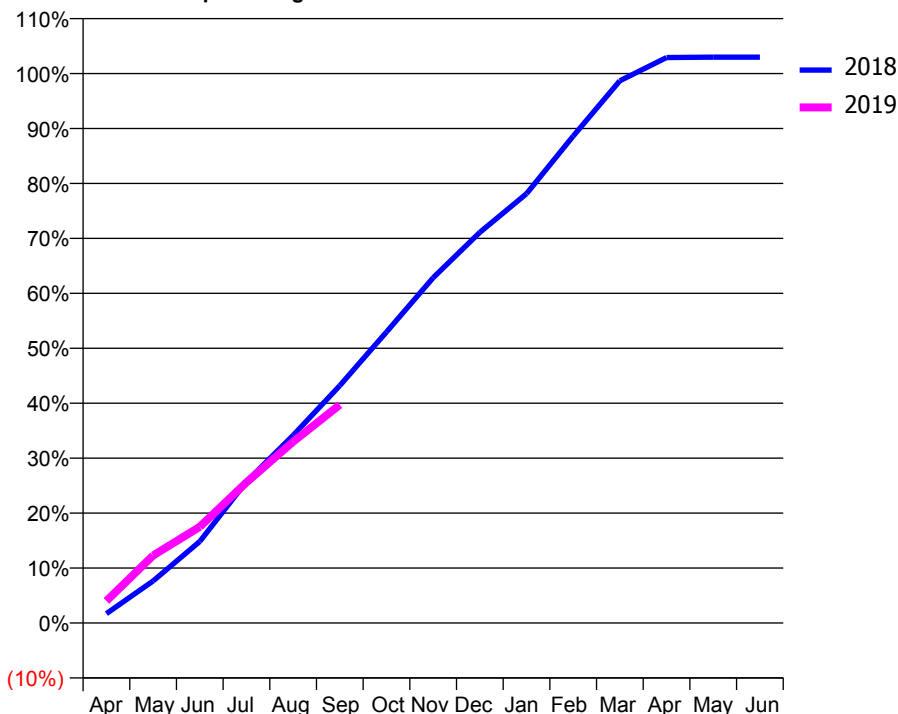
ACCESS*

Patients seen in 24 months	Total	Change since previous quarter
Quarter ending September 2017	4,291	
Quarter ending December 2017	4,350	→
Quarter ending March 2018	4,440	↑
Quarter ending June 2018	4,415	→
Quarter ending September 2018	4,417	→
Variance since September 2017	2.9%	↑



ACTIVITY

Cumulative percentage of contracted UDA delivered 2018 & 2019



Month	Adjusted Scheduled Activity (UDA)	
	2018	2019
April	311	730
May	1,396	2,236
June	2,700	3,187
July	4,688	4,659
August	6,219	6,007
September	7,870	7,232
October	9,644	
November	11,443	
December	12,944	
January	14,227	
February	16,134	
March	17,968	
April	18,736	
May	18,752	
June	18,753	

QUALITY

	Quantity	Base Number	Contract	AT	Region	England
% of FP17s for the same patient ID Re-attending within 3 months - Children	291	1,413	20.6%	12.0%	12.2%	11.6%
% of FP17s for the same patient ID Re-attending within 3 months - Adults	484	2,315	20.9%	16.0%	15.8%	15.5%
% of FP17s for the same patient ID Re-attending between 3 & 9 months - Children	936	1,413	66.2%	58.2%	60.3%	58.8%
% of FP17s for the same patient ID Re-attending between 3 & 9 months - Adults	1,307	2,315	56.5%	51.6%	53.5%	51.1%
% of FP17s for Band 1 Urgent Courses	371	3,398	10.9%	10.1%	9.1%	9.0%
% of FP17s Relating to Free Repair or Replacements	26	3,398	0.8%	0.8%	1.0%	0.8%
% of FP17s Relating to Continuations	15	3,398	0.4%	0.9%	1.0%	0.9%
% of Patients satisfied with the dentistry they have received	4	4	N/A	94.9%	93.6%	93.3%
% of Patients satisfied with the time they had to wait for an appointment	4	4	N/A	89.4%	89.8%	88.9%

* This is based on patients treated on this contract for their most recent course of treatment. Figures in italics indicate the base number of FP17s or Patient Questionnaire responses are less than 100. N/A is shown where the base number of responses is less than 10 during the period. % is calculated as Quantity/Base number*100

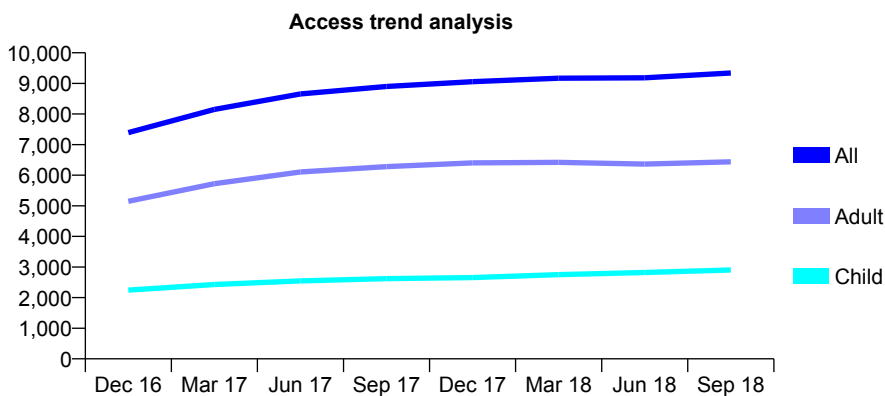
Q46 - Vital Signs At a Glance Contract Report for 167312/0001 - September 2018

Name or company name	Mellor, Wilkinson and Shokraee
Contract type name	GDS Contract
Purpose of contract	General
Contract start date	01/06/2015
Contract end date	

18/19 Contracted general activity (UDA)	21,353
Carry forward general activity (UDA)	0
18/19 Contracted orthodontic activity (UOA)	0
Carry forward orthodontic activity (UOA)	0
Baseline contract value	£693,007.07

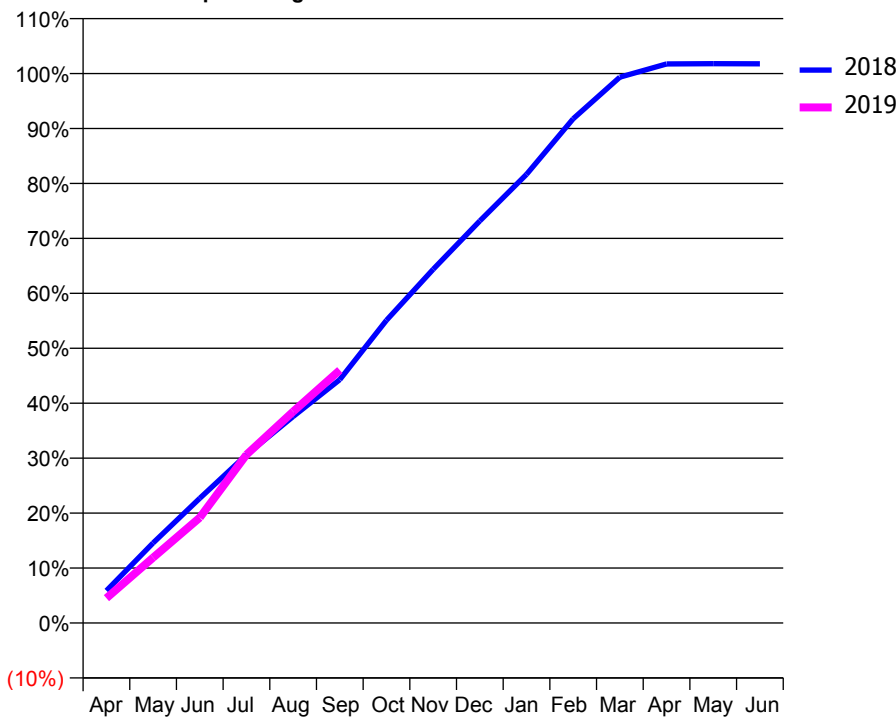
ACCESS*

Patients seen in 24 months	Total	Change since previous quarter
Quarter ending September 2017	8,899	
Quarter ending December 2017	9,056	→
Quarter ending March 2018	9,169	→
Quarter ending June 2018	9,185	→
Quarter ending September 2018	9,342	→
Variance since September 2017	5.0%	↑



ACTIVITY

Cumulative percentage of contracted UDA delivered 2018 & 2019



Month	Adjusted Scheduled Activity (UDA)	
	2018	2019
April	1,258	967
May	3,114	2,539
June	4,845	4,098
July	6,536	6,543
August	8,026	8,217
September	9,461	9,826
October	11,764	
November	13,744	
December	15,623	
January	17,434	
February	19,596	
March	21,213	
April	21,726	
May	21,733	
June	21,729	

QUALITY

	Quantity	Base Number	Contract	AT	Region	England
% of FP17s for the same patient ID Re-attending within 3 months - Children	195	2,387	8.2%	12.0%	12.2%	11.6%
% of FP17s for the same patient ID Re-attending within 3 months - Adults	541	3,884	13.9%	16.0%	15.8%	15.5%
% of FP17s for the same patient ID Re-attending between 3 & 9 months - Children	1,430	2,387	59.9%	58.2%	60.3%	58.8%
% of FP17s for the same patient ID Re-attending between 3 & 9 months - Adults	1,702	3,884	43.8%	51.6%	53.5%	51.1%
% of FP17s for Band 1 Urgent Courses	510	5,092	10.0%	10.1%	9.1%	9.0%
% of FP17s Relating to Free Repair or Replacements	22	5,092	0.4%	0.8%	1.0%	0.8%
% of FP17s Relating to Continuations	40	5,092	0.8%	0.9%	1.0%	0.9%
% of Patients satisfied with the dentistry they have received	1	2	N/A	94.9%	93.6%	93.3%
% of Patients satisfied with the time they had to wait for an appointment	2	2	N/A	89.4%	89.8%	88.9%

* This is based on patients treated on this contract for their most recent course of treatment. Figures in italics indicate the base number of FP17s or Patient Questionnaire responses are less than 100. N/A is shown where the base number of responses is less than 10 during the period. % is calculated as Quantity/Base number*100

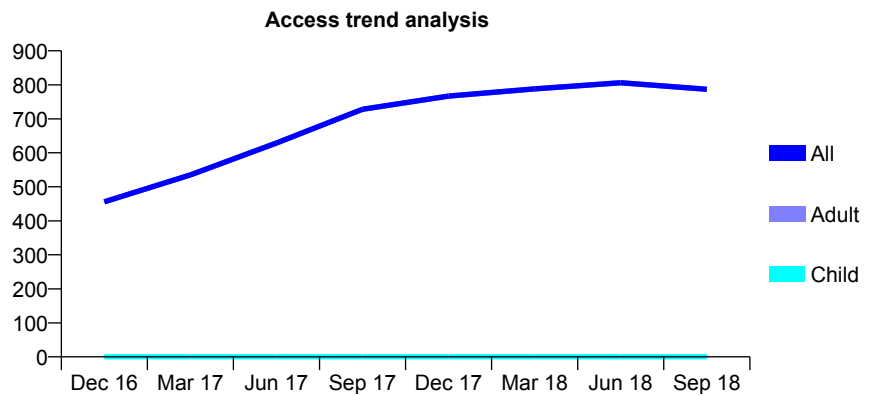
Q46 - Vital Signs At a Glance Contract Report for 167312/0002 - September 2018

Name or company name	Mellor, Wilkinson and Shokraee
Contract type name	GDS Contract
Purpose of contract	General
Contract start date	01/11/2015
Contract end date	

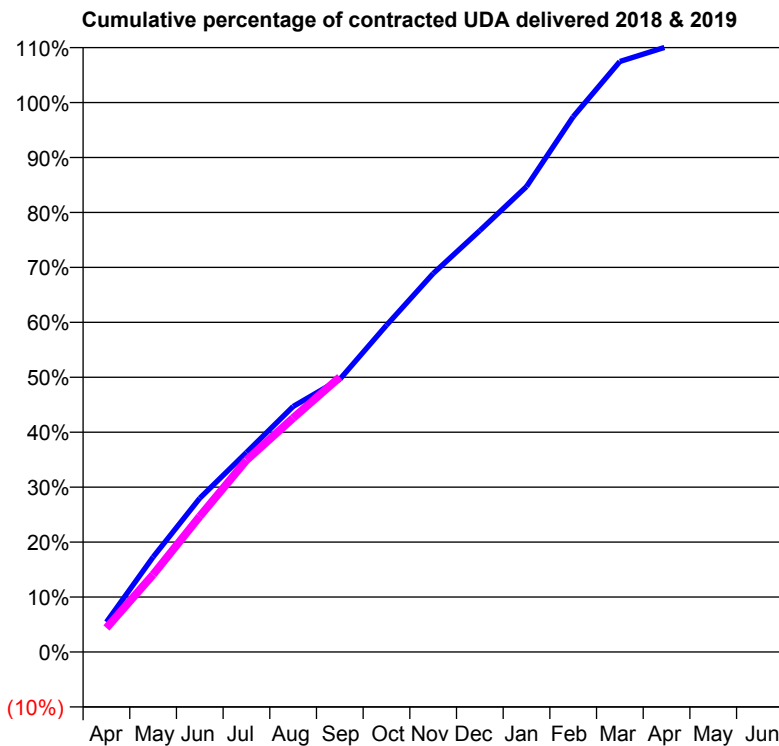
18/19 Contracted general activity (UDA)	2,000
Carry forward general activity (UDA)	0
18/19 Contracted orthodontic activity (UOA)	0
Carry forward orthodontic activity (UOA)	0
Baseline contract value	£170,299.38

ACCESS*

Patients seen in 24 months	Total	Change since previous quarter
Quarter ending September 2017	728	
Quarter ending December 2017	767	↑
Quarter ending March 2018	788	↑
Quarter ending June 2018	806	↑
Quarter ending September 2018	787	↓
Variance since September 2017	8.1%	↑



ACTIVITY



Adjusted Scheduled Activity (UDA)		
Month	2018	2019
April	109	88
May	346	282
June	560	494
July	726	698
August	894	851
September	993	1,000
October	1,189	
November	1,378	
December	1,534	
January	1,694	
February	1,948	
March	2,149	
April	2,203	
May	2,206	
June	2,209	

QUALITY

	Quantity	Base Number	Contract	AT	Region	England
% of FP17s for the same patient ID Re-attending within 3 months - Children	0	0	N/A	12.0%	12.2%	11.6%
% of FP17s for the same patient ID Re-attending within 3 months - Adults	37	318	11.6%	16.0%	15.8%	15.5%
% of FP17s for the same patient ID Re-attending between 3 & 9 months - Children	0	0	N/A	58.2%	60.3%	58.8%
% of FP17s for the same patient ID Re-attending between 3 & 9 months - Adults	40	318	12.6%	51.6%	53.5%	51.1%
% of FP17s for Band 1 Urgent Courses	161	277	58.1%	10.1%	9.1%	9.0%
% of FP17s Relating to Free Repair or Replacements	0	277	0.0%	0.8%	1.0%	0.8%
% of FP17s Relating to Continuations	0	277	0.0%	0.9%	1.0%	0.9%
% of Patients satisfied with the dentistry they have received	1	1	N/A	94.9%	93.6%	93.3%
% of Patients satisfied with the time they had to wait for an appointment	0	1	N/A	89.4%	89.8%	88.9%

* This is based on patients treated on this contract for their most recent course of treatment. Figures in italics indicate the base number of FP17s or Patient Questionnaire responses are less than 100. N/A is shown where the base number of responses is less than 10 during the period. % is calculated as Quantity/Base number*100

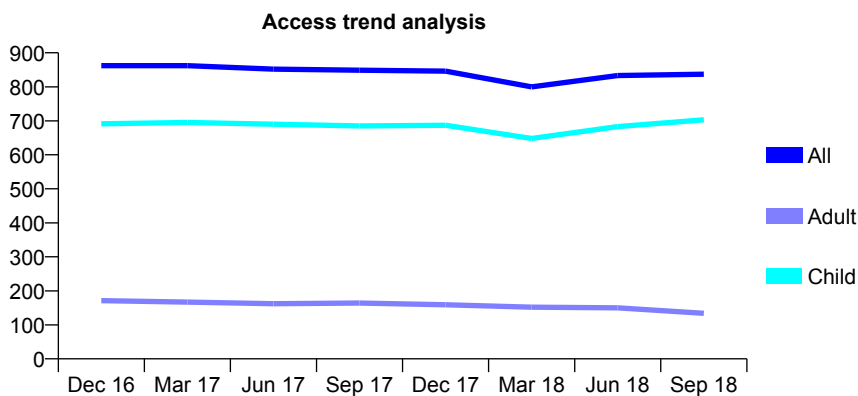
Q46 - Vital Signs At a Glance Contract Report for 168033/0001 - September 2018

Name or company name	Mossley Dental Care
Contract type name	GDS Contract
Purpose of contract	General
Contract start date	01/02/2013
Contract end date	

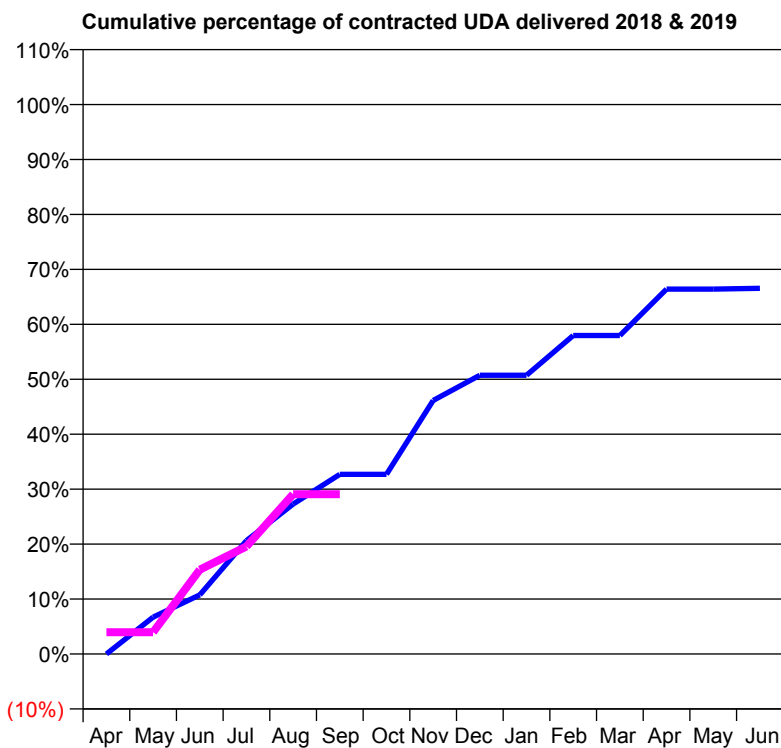
18/19 Contracted general activity (UDA)	2,000
Carry forward general activity (UDA)	0
18/19 Contracted orthodontic activity (UOA)	0
Carry forward orthodontic activity (UOA)	0
Baseline contract value	£56,189.02

ACCESS*

Patients seen in 24 months	Total	Change since previous quarter
Quarter ending September 2017	849	
Quarter ending December 2017	846	→
Quarter ending March 2018	800	↓
Quarter ending June 2018	833	↑
Quarter ending September 2018	837	→
Variance since September 2017	(1.4%)	↓



ACTIVITY



Month	Adjusted Scheduled Activity (UDA)	
	2018	2019
April	0	79
May	134	79
June	215	307
July	413	391
August	546	582
September	654	582
October	654	
November	923	
December	1,014	
January	1,014	
February	1,159	
March	1,159	
April	1,328	
May	1,328	
June	1,331	

QUALITY

	Quantity	Base Number	Contract	AT	Region	England
% of FP17s for the same patient ID Re-attending within 3 months - Children	28	499	5.6%	12.0%	12.2%	11.6%
% of FP17s for the same patient ID Re-attending within 3 months - Adults	7	68	10.3%	16.0%	15.8%	15.5%
% of FP17s for the same patient ID Re-attending between 3 & 9 months - Children	297	499	59.5%	58.2%	60.3%	58.8%
% of FP17s for the same patient ID Re-attending between 3 & 9 months - Adults	45	68	66.2%	51.6%	53.5%	51.1%
% of FP17s for Band 1 Urgent Courses	8	407	2.0%	10.1%	9.1%	9.0%
% of FP17s Relating to Free Repair or Replacements	0	407	0.0%	0.8%	1.0%	0.8%
% of FP17s Relating to Continuations	4	407	1.0%	0.9%	1.0%	0.9%
% of Patients satisfied with the dentistry they have received	0	0	N/A	94.9%	93.6%	93.3%
% of Patients satisfied with the time they had to wait for an appointment	0	0	N/A	89.4%	89.8%	88.9%

* This is based on patients treated on this contract for their most recent course of treatment. Figures in italics indicate the base number of FP17s or Patient Questionnaire responses are less than 100. N/A is shown where the base number of responses is less than 10 during the period. % is calculated as Quantity/Base number*100

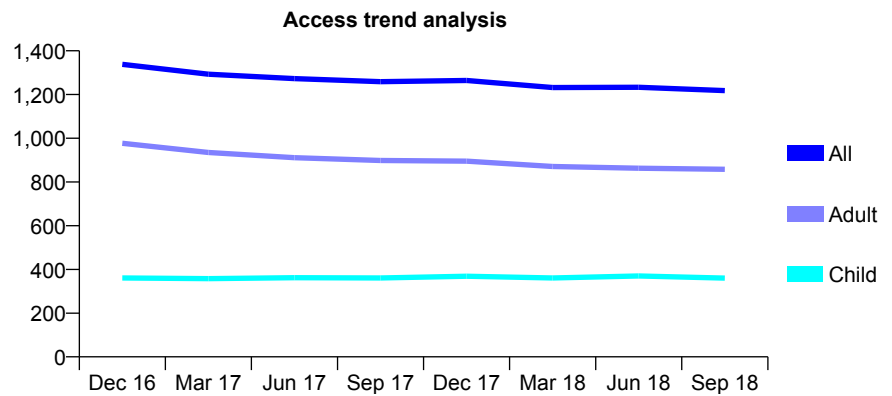
Q46 - Vital Signs At a Glance Contract Report for 168157/0001 - September 2018

Name or company name	Ravat & Ray Dental Care Bolton
Contract type name	GDS Contract
Purpose of contract	General
Contract start date	28/01/2014
Contract end date	

18/19 Contracted general activity (UDA)	3,981
Carry forward general activity (UDA)	0
18/19 Contracted orthodontic activity (UOA)	0
Carry forward orthodontic activity (UOA)	0
Baseline contract value	£91,229.72

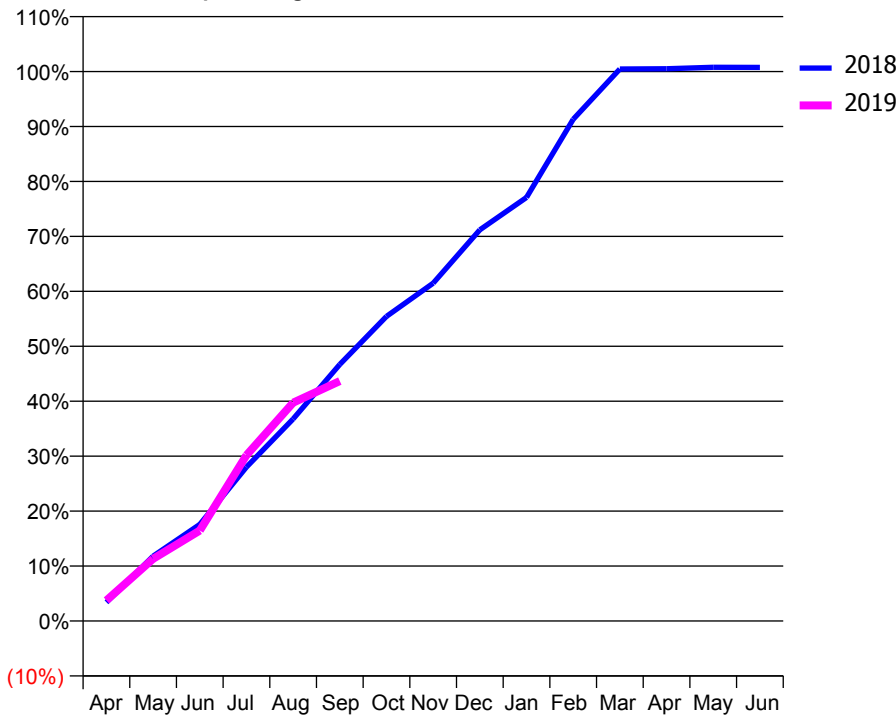
ACCESS*

Patients seen in 24 months	Total	Change since previous quarter
Quarter ending September 2017	1,259	
Quarter ending December 2017	1,264	→
Quarter ending March 2018	1,232	↓
Quarter ending June 2018	1,233	→
Quarter ending September 2018	1,218	↓
Variance since September 2017	(3.3%)	↓



ACTIVITY

Cumulative percentage of contracted UDA delivered 2018 & 2019



Adjusted Scheduled Activity (UDA)		
Month	2018	2019
April	136	149
May	470	451
June	700	656
July	1,115	1,201
August	1,464	1,582
September	1,860	1,739
October	2,207	
November	2,447	
December	2,834	
January	3,069	
February	3,635	
March	3,999	
April	4,001	
May	4,011	
June	4,010	

QUALITY

	Quantity	Base Number	Contract	AT	Region	England
% of FP17s for the same patient ID Re-attending within 3 months - Children	13	282	4.6%	12.0%	12.2%	11.6%
% of FP17s for the same patient ID Re-attending within 3 months - Adults	65	647	10.0%	16.0%	15.8%	15.5%
% of FP17s for the same patient ID Re-attending between 3 & 9 months - Children	197	282	69.9%	58.2%	60.3%	58.8%
% of FP17s for the same patient ID Re-attending between 3 & 9 months - Adults	451	647	69.7%	51.6%	53.5%	51.1%
% of FP17s for Band 1 Urgent Courses	44	930	4.7%	10.1%	9.1%	9.0%
% of FP17s Relating to Free Repair or Replacements	28	930	3.0%	0.8%	1.0%	0.8%
% of FP17s Relating to Continuations	2	930	0.2%	0.9%	1.0%	0.9%
% of Patients satisfied with the dentistry they have received	0	0	N/A	94.9%	93.6%	93.3%
% of Patients satisfied with the time they had to wait for an appointment	0	0	N/A	89.4%	89.8%	88.9%

* This is based on patients treated on this contract for their most recent course of treatment. Figures in italics indicate the base number of FP17s or Patient Questionnaire responses are less than 100. N/A is shown where the base number of responses is less than 10 during the period. % is calculated as Quantity/Base number*100

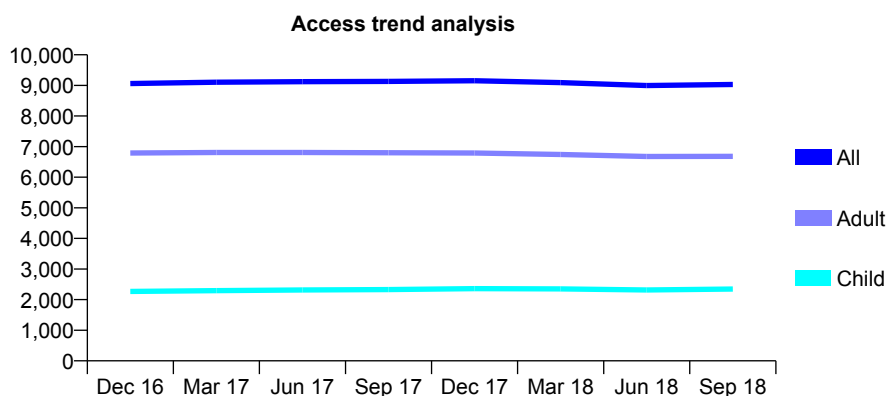
Q46 - Vital Signs At a Glance Contract Report for 168270/0001 - September 2018

Name or company name	Withers & Ripley
Contract type name	GDS Contract
Purpose of contract	General
Contract start date	01/07/2010
Contract end date	

18/19 Contracted general activity (UDA)	26,084
Carry forward general activity (UDA)	0
18/19 Contracted orthodontic activity (UOA)	0
Carry forward orthodontic activity (UOA)	0
Baseline contract value	£770,238.46

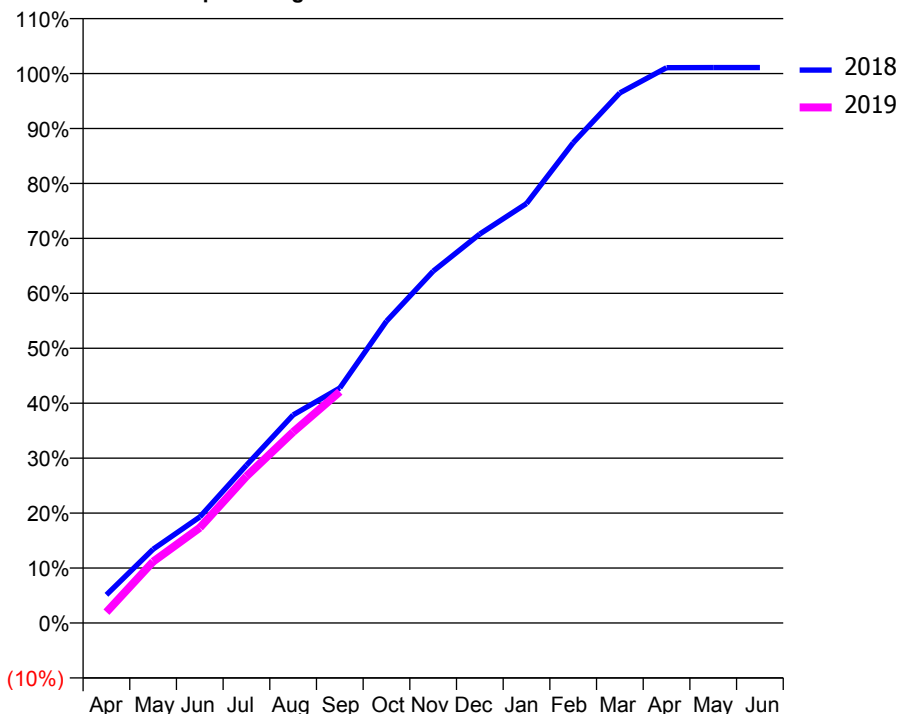
ACCESS*

Patients seen in 24 months	Total	Change since previous quarter
Quarter ending September 2017	9,129	
Quarter ending December 2017	9,151	→
Quarter ending March 2018	9,093	→
Quarter ending June 2018	8,995	↓
Quarter ending September 2018	9,030	→
Variance since September 2017	(1.1%)	↓



ACTIVITY

Cumulative percentage of contracted UDA delivered 2018 & 2019



Month	Adjusted Scheduled Activity (UDA)	
	2018	2019
April	1,337	517
May	3,502	2,914
June	5,038	4,524
July	7,490	6,966
August	9,880	9,065
September	11,157	10,977
October	14,328	
November	16,698	
December	18,468	
January	19,913	
February	22,798	
March	25,162	
April	26,363	
May	26,366	
June	26,368	

QUALITY

	Quantity	Base Number	Contract	AT	Region	England
% of FP17s for the same patient ID Re-attending within 3 months - Children	169	1,770	9.5%	12.0%	12.2%	11.6%
% of FP17s for the same patient ID Re-attending within 3 months - Adults	489	4,847	10.1%	16.0%	15.8%	15.5%
% of FP17s for the same patient ID Re-attending between 3 & 9 months - Children	1,007	1,770	56.9%	58.2%	60.3%	58.8%
% of FP17s for the same patient ID Re-attending between 3 & 9 months - Adults	2,982	4,847	61.5%	51.6%	53.5%	51.1%
% of FP17s for Band 1 Urgent Courses	333	5,995	5.6%	10.1%	9.1%	9.0%
% of FP17s Relating to Free Repair or Replacements	70	5,995	1.2%	0.8%	1.0%	0.8%
% of FP17s Relating to Continuations	41	5,995	0.7%	0.9%	1.0%	0.9%
% of Patients satisfied with the dentistry they have received	2	2	N/A	94.9%	93.6%	93.3%
% of Patients satisfied with the time they had to wait for an appointment	2	2	N/A	89.4%	89.8%	88.9%

* This is based on patients treated on this contract for their most recent course of treatment. Figures in italics indicate the base number of FP17s or Patient Questionnaire responses are less than 100. N/A is shown where the base number of responses is less than 10 during the period. % is calculated as Quantity/Base number*100

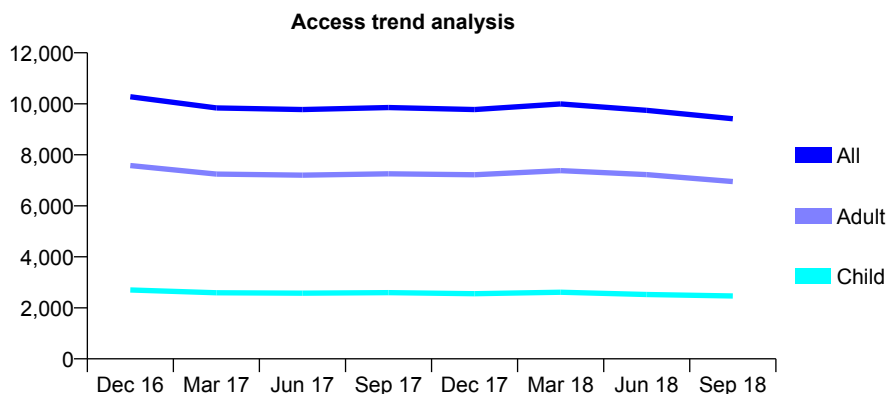
Q46 - Vital Signs At a Glance Contract Report for 168653/0001 - September 2018

Name or company name	SimplyOne Dental
Contract type name	GDS Contract
Purpose of contract	General
Contract start date	03/09/2014
Contract end date	

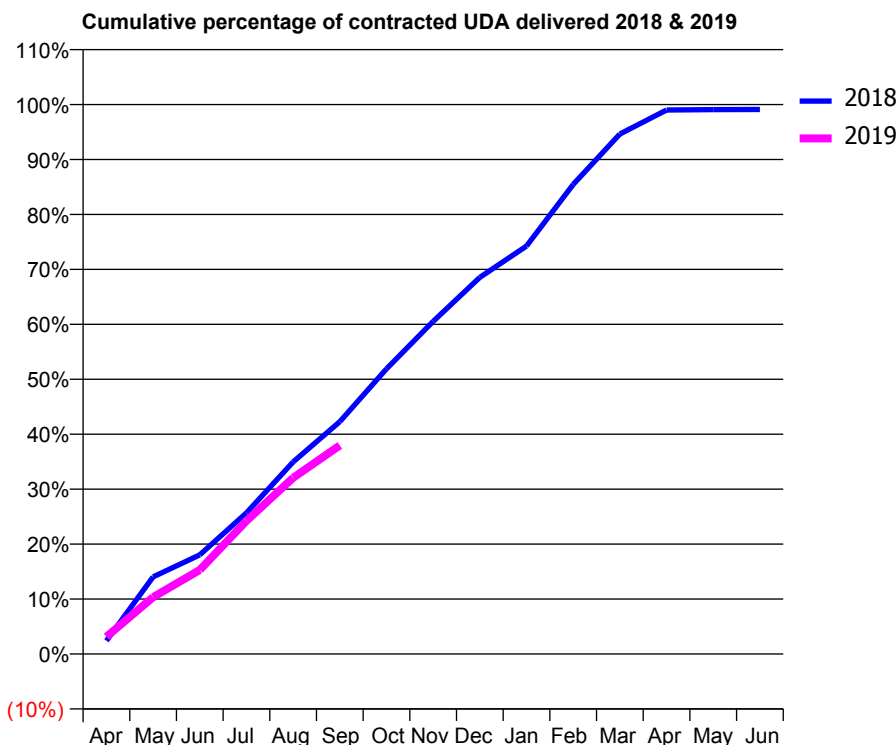
18/19 Contracted general activity (UDA)	26,986
Carry forward general activity (UDA)	0
18/19 Contracted orthodontic activity (UOA)	0
Carry forward orthodontic activity (UOA)	0
Baseline contract value	£759,492.59

ACCESS*

Patients seen in 24 months	Total	Change since previous quarter
Quarter ending September 2017	9,853	
Quarter ending December 2017	9,776	→
Quarter ending March 2018	9,994	↑
Quarter ending June 2018	9,744	↓
Quarter ending September 2018	9,415	↓
Variance since September 2017	(4.4%)	↓



ACTIVITY



Month	Adjusted Scheduled Activity (UDA)	
	2018	2019
April	715	850
May	4,156	2,796
June	5,337	4,126
July	7,598	6,536
August	10,343	8,654
September	12,509	10,248
October	15,354	
November	17,908	
December	20,279	
January	21,965	
February	25,281	
March	27,995	
April	29,292	
May	29,307	
June	29,319	

QUALITY

	Quantity	Base Number	Contract	AT	Region	England
% of FP17s for the same patient ID Re-attending within 3 months - Children	94	1,371	6.9%	12.0%	12.2%	11.6%
% of FP17s for the same patient ID Re-attending within 3 months - Adults	430	3,628	11.9%	16.0%	15.8%	15.5%
% of FP17s for the same patient ID Re-attending between 3 & 9 months - Children	751	1,371	54.8%	58.2%	60.3%	58.8%
% of FP17s for the same patient ID Re-attending between 3 & 9 months - Adults	1,739	3,628	47.9%	51.6%	53.5%	51.1%
% of FP17s for Band 1 Urgent Courses	528	4,566	11.6%	10.1%	9.1%	9.0%
% of FP17s Relating to Free Repair or Replacements	23	4,566	0.5%	0.8%	1.0%	0.8%
% of FP17s Relating to Continuations	44	4,566	1.0%	0.9%	1.0%	0.9%
% of Patients satisfied with the dentistry they have received	2	2	N/A	94.9%	93.6%	93.3%
% of Patients satisfied with the time they had to wait for an appointment	2	2	N/A	89.4%	89.8%	88.9%

* This is based on patients treated on this contract for their most recent course of treatment. Figures in italics indicate the base number of FP17s or Patient Questionnaire responses are less than 100. N/A is shown where the base number of responses is less than 10 during the period. % is calculated as Quantity/Base number*100

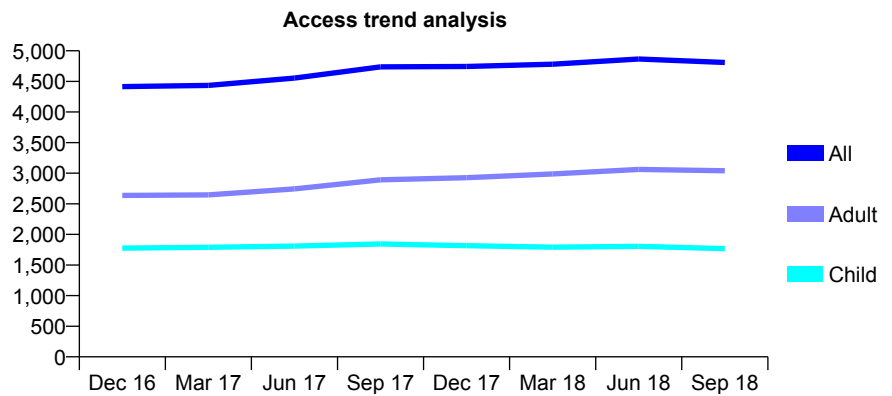
Q46 - Vital Signs At a Glance Contract Report for 168947/0001 - September 2018

Name or company name	Silverwell Dental Surgery
Contract type name	GDS Contract
Purpose of contract	General
Contract start date	01/06/2010
Contract end date	

18/19 Contracted general activity (UDA)	12,600
Carry forward general activity (UDA)	0
18/19 Contracted orthodontic activity (UOA)	0
Carry forward orthodontic activity (UOA)	0
Baseline contract value	£314,356.70

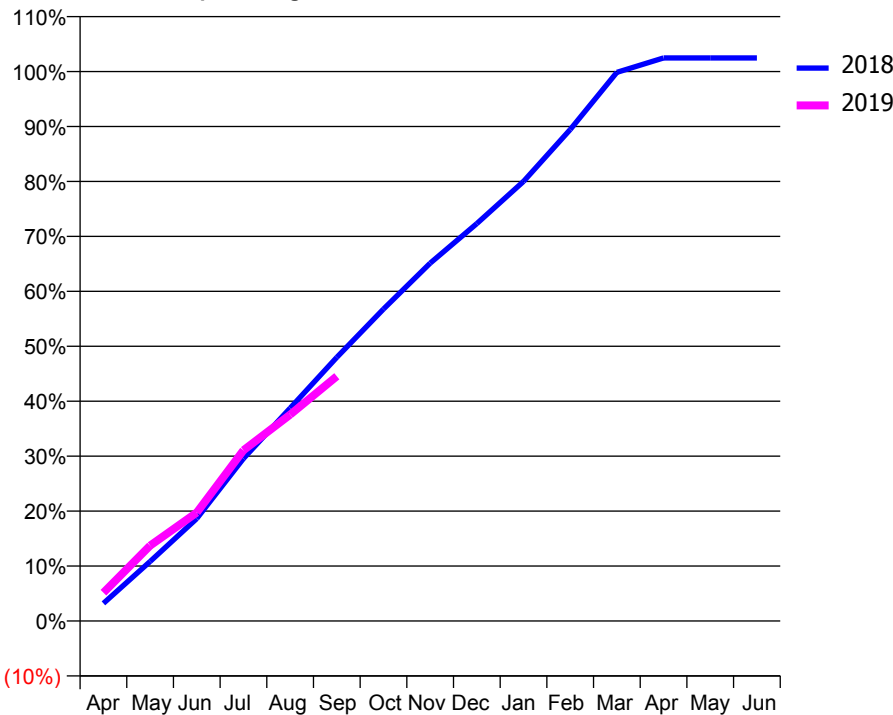
ACCESS*

Patients seen in 24 months	Total	Change since previous quarter
Quarter ending September 2017	4,738	
Quarter ending December 2017	4,744	→
Quarter ending March 2018	4,782	→
Quarter ending June 2018	4,866	→
Quarter ending September 2018	4,809	↓
Variance since September 2017	1.5%	→



ACTIVITY

Cumulative percentage of contracted UDA delivered 2018 & 2019



Month	Adjusted Scheduled Activity (UDA)	
	2018	2019
April	405	651
May	1,364	1,728
June	2,349	2,486
July	3,724	3,916
August	4,883	4,731
September	6,045	5,611
October	7,153	
November	8,206	
December	9,113	
January	10,079	
February	11,269	
March	12,580	
April	12,910	
May	12,911	
June	12,911	

QUALITY

	Quantity	Base Number	Contract	AT	Region	England
% of FP17s for the same patient ID Re-attending within 3 months - Children	155	1,390	11.2%	12.0%	12.2%	11.6%
% of FP17s for the same patient ID Re-attending within 3 months - Adults	275	1,965	14.0%	16.0%	15.8%	15.5%
% of FP17s for the same patient ID Re-attending between 3 & 9 months - Children	786	1,390	56.5%	58.2%	60.3%	58.8%
% of FP17s for the same patient ID Re-attending between 3 & 9 months - Adults	1,078	1,965	54.9%	51.6%	53.5%	51.1%
% of FP17s for Band 1 Urgent Courses	230	3,153	7.3%	10.1%	9.1%	9.0%
% of FP17s Relating to Free Repair or Replacements	7	3,153	0.2%	0.8%	1.0%	0.8%
% of FP17s Relating to Continuations	15	3,153	0.5%	0.9%	1.0%	0.9%
% of Patients satisfied with the dentistry they have received	1	1	N/A	94.9%	93.6%	93.3%
% of Patients satisfied with the time they had to wait for an appointment	1	1	N/A	89.4%	89.8%	88.9%

* This is based on patients treated on this contract for their most recent course of treatment. Figures in italics indicate the base number of FP17s or Patient Questionnaire responses are less than 100. N/A is shown where the base number of responses is less than 10 during the period. % is calculated as Quantity/Base number*100

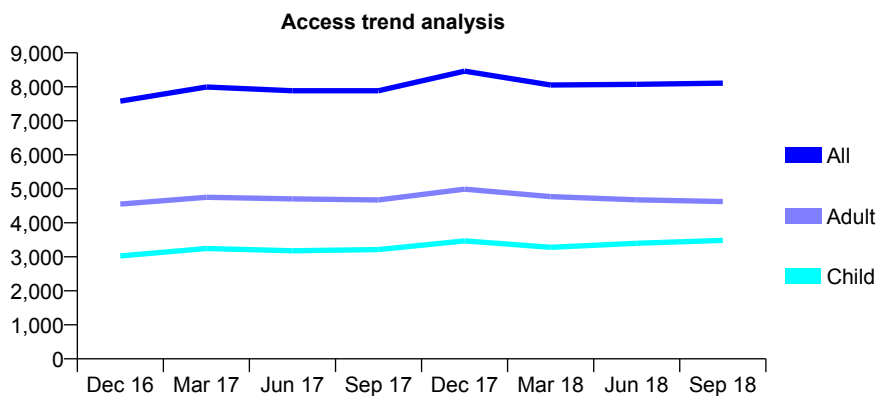
Q46 - Vital Signs At a Glance Contract Report for 173096/0001 - September 2018

Name or company name	Mr A Hussain
Contract type name	GDS Contract
Purpose of contract	General
Contract start date	01/04/2010
Contract end date	

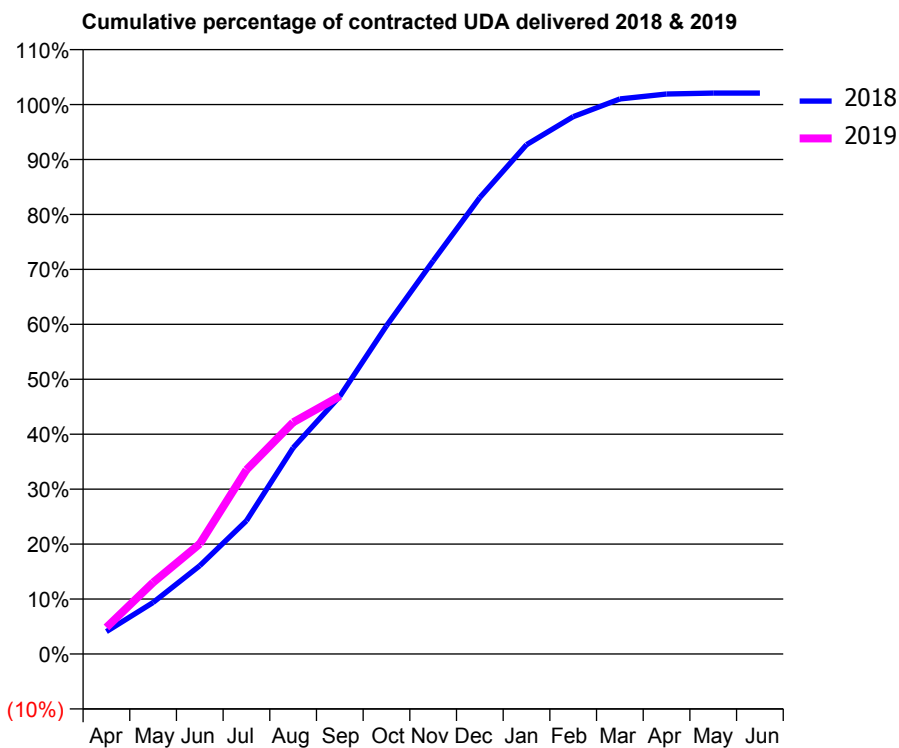
18/19 Contracted general activity (UDA)	22,889
Carry forward general activity (UDA)	0
18/19 Contracted orthodontic activity (UOA)	0
Carry forward orthodontic activity (UOA)	0
Baseline contract value	£658,473.74

ACCESS*

Patients seen in 24 months	Total	Change since previous quarter
Quarter ending September 2017	7,885	
Quarter ending December 2017	8,461	↑
Quarter ending March 2018	8,051	↓
Quarter ending June 2018	8,074	→
Quarter ending September 2018	8,109	→
Variance since September 2017	2.8%	↑



ACTIVITY



Month	Adjusted Scheduled Activity (UDA)	
	2018	2019
April	934	1,107
May	2,145	2,980
June	3,681	4,593
July	5,553	7,672
August	8,591	9,653
September	10,733	10,737
October	13,675	
November	16,375	
December	19,018	
January	21,214	
February	22,379	
March	23,119	
April	23,327	
May	23,363	
June	23,366	

QUALITY

	Quantity	Base Number	Contract	AT	Region	England
% of FP17s for the same patient ID Re-attending within 3 months - Children	275	2,583	10.6%	12.0%	12.2%	11.6%
% of FP17s for the same patient ID Re-attending within 3 months - Adults	528	2,689	19.6%	16.0%	15.8%	15.5%
% of FP17s for the same patient ID Re-attending between 3 & 9 months - Children	1,139	2,583	44.1%	58.2%	60.3%	58.8%
% of FP17s for the same patient ID Re-attending between 3 & 9 months - Adults	1,195	2,689	44.4%	51.6%	53.5%	51.1%
% of FP17s for Band 1 Urgent Courses	609	5,150	11.8%	10.1%	9.1%	9.0%
% of FP17s Relating to Free Repair or Replacements	38	5,150	0.7%	0.8%	1.0%	0.8%
% of FP17s Relating to Continuations	86	5,150	1.7%	0.9%	1.0%	0.9%
% of Patients satisfied with the dentistry they have received	2	2	N/A	94.9%	93.6%	93.3%
% of Patients satisfied with the time they had to wait for an appointment	2	2	N/A	89.4%	89.8%	88.9%

* This is based on patients treated on this contract for their most recent course of treatment. Figures in italics indicate the base number of FP17s or Patient Questionnaire responses are less than 100. N/A is shown where the base number of responses is less than 10 during the period. % is calculated as Quantity/Base number*100

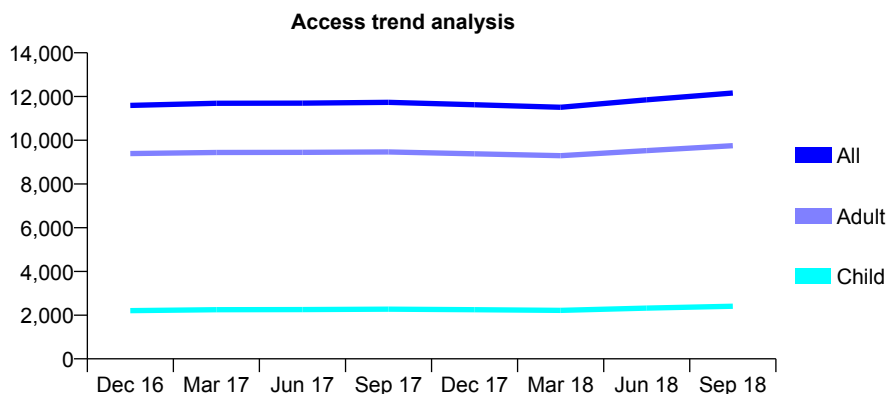
Q46 - Vital Signs At a Glance Contract Report for 173401/0001 - September 2018

Name or company name	Romiley Dental Practice
Contract type name	GDS Contract
Purpose of contract	General
Contract start date	01/04/2006
Contract end date	

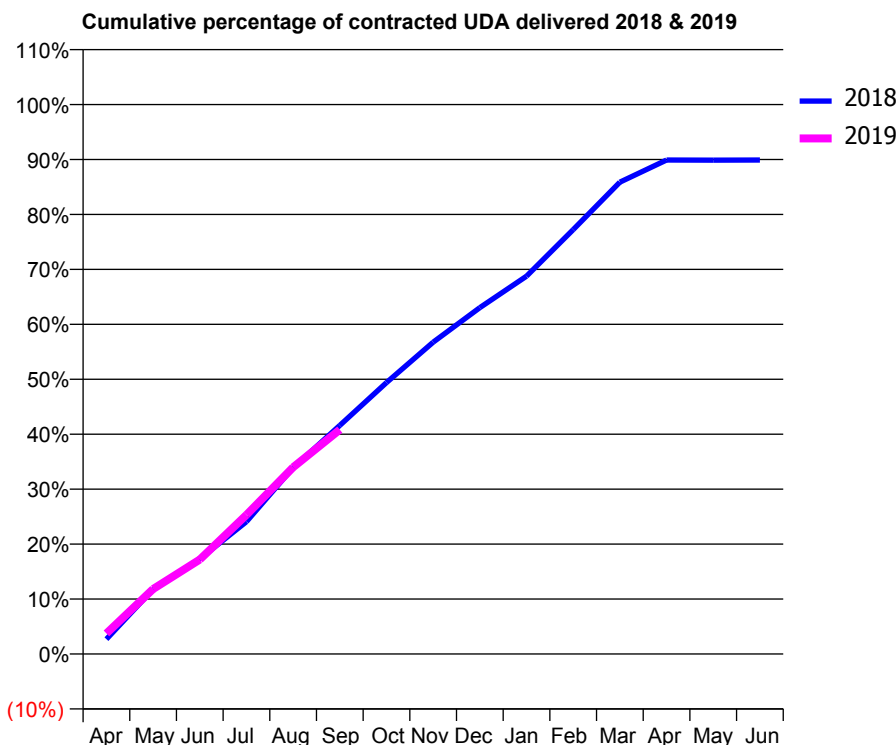
18/19 Contracted general activity (UDA)	34,502
Carry forward general activity (UDA)	0
18/19 Contracted orthodontic activity (UOA)	0
Carry forward orthodontic activity (UOA)	0
Baseline contract value	£835,112.62

ACCESS*

Patients seen in 24 months	Total	Change since previous quarter
Quarter ending September 2017	11,736	
Quarter ending December 2017	11,625	→
Quarter ending March 2018	11,509	→
Quarter ending June 2018	11,848	↑
Quarter ending September 2018	12,158	↑
Variance since September 2017	3.6%	↑



ACTIVITY



Month	Adjusted Scheduled Activity (UDA)	
	2018	2019
April	869	1,296
May	3,772	4,083
June	5,540	5,928
July	7,709	8,736
August	10,855	11,723
September	13,314	14,086
October	15,811	
November	18,162	
December	20,170	
January	22,004	
February	24,716	
March	27,477	
April	28,766	
May	28,764	
June	28,765	

QUALITY

	Quantity	Base Number	Contract	AT	Region	England
% of FP17s for the same patient ID Re-attending within 3 months - Children	110	1,706	6.4%	12.0%	12.2%	11.6%
% of FP17s for the same patient ID Re-attending within 3 months - Adults	801	6,809	11.8%	16.0%	15.8%	15.5%
% of FP17s for the same patient ID Re-attending between 3 & 9 months - Children	825	1,706	48.4%	58.2%	60.3%	58.8%
% of FP17s for the same patient ID Re-attending between 3 & 9 months - Adults	3,412	6,809	50.1%	51.6%	53.5%	51.1%
% of FP17s for Band 1 Urgent Courses	641	7,435	8.6%	10.1%	9.1%	9.0%
% of FP17s Relating to Free Repair or Replacements	62	7,435	0.8%	0.8%	1.0%	0.8%
% of FP17s Relating to Continuations	56	7,435	0.8%	0.9%	1.0%	0.9%
% of Patients satisfied with the dentistry they have received	4	5	N/A	94.9%	93.6%	93.3%
% of Patients satisfied with the time they had to wait for an appointment	4	5	N/A	89.4%	89.8%	88.9%

* This is based on patients treated on this contract for their most recent course of treatment. Figures in italics indicate the base number of FP17s or Patient Questionnaire responses are less than 100. N/A is shown where the base number of responses is less than 10 during the period. % is calculated as Quantity/Base number*100

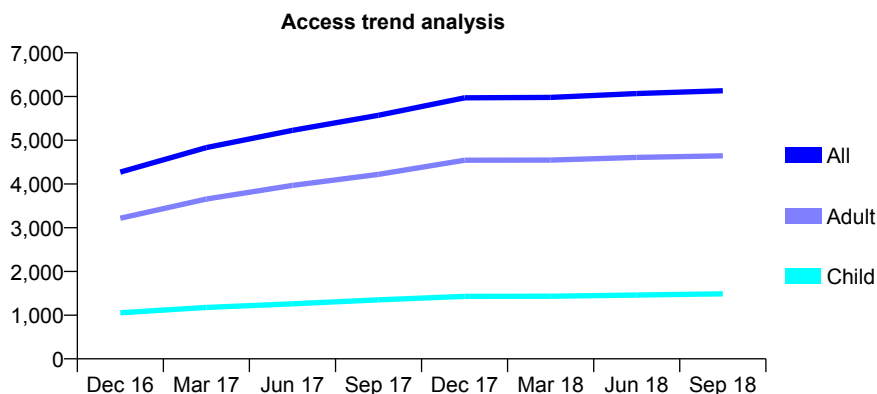
Q46 - Vital Signs At a Glance Contract Report for 173673/0001 - September 2018

Name or company name	Dr Ambareen Tejani-Sharif
Contract type name	GDS Contract
Purpose of contract	General
Contract start date	01/02/2016
Contract end date	

18/19 Contracted general activity (UDA)	18,526
Carry forward general activity (UDA)	0
18/19 Contracted orthodontic activity (UOA)	0
Carry forward orthodontic activity (UOA)	0
Baseline contract value	£530,388.92

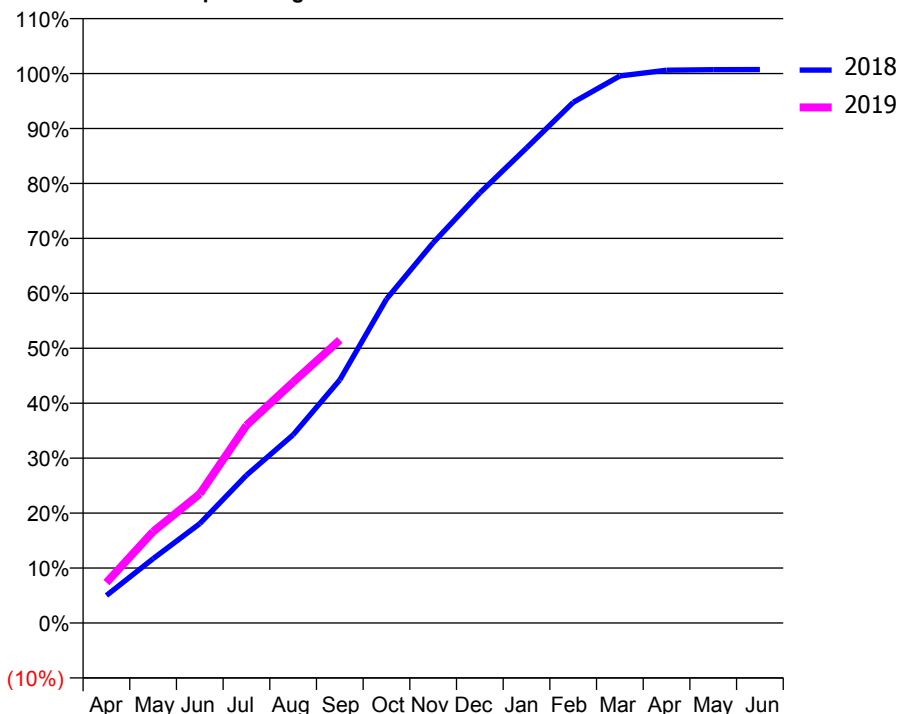
ACCESS*

Patients seen in 24 months	Total	Change since previous quarter
Quarter ending September 2017	5,571	
Quarter ending December 2017	5,972	↑
Quarter ending March 2018	5,979	→
Quarter ending June 2018	6,068	→
Quarter ending September 2018	6,132	→
Variance since September 2017	10.1%	↑



ACTIVITY

Cumulative percentage of contracted UDA delivered 2018 & 2019



Month	Adjusted Scheduled Activity (UDA)	
	2018	2019
April	928	1,365
May	2,168	3,084
June	3,351	4,353
July	4,984	6,666
August	6,346	8,121
September	8,198	9,543
October	10,923	
November	12,818	
December	14,501	
January	16,017	
February	17,551	
March	18,444	
April	18,636	
May	18,656	
June	18,659	

QUALITY

	Quantity	Base Number	Contract	AT	Region	England
% of FP17s for the same patient ID Re-attending within 3 months - Children	104	1,112	9.4%	12.0%	12.2%	11.6%
% of FP17s for the same patient ID Re-attending within 3 months - Adults	386	3,105	12.4%	16.0%	15.8%	15.5%
% of FP17s for the same patient ID Re-attending between 3 & 9 months - Children	551	1,112	49.6%	58.2%	60.3%	58.8%
% of FP17s for the same patient ID Re-attending between 3 & 9 months - Adults	1,617	3,105	52.1%	51.6%	53.5%	51.1%
% of FP17s for Band 1 Urgent Courses	312	4,129	7.6%	10.1%	9.1%	9.0%
% of FP17s Relating to Free Repair or Replacements	54	4,129	1.3%	0.8%	1.0%	0.8%
% of FP17s Relating to Continuations	70	4,129	1.7%	0.9%	1.0%	0.9%
% of Patients satisfied with the dentistry they have received	4	4	N/A	94.9%	93.6%	93.3%
% of Patients satisfied with the time they had to wait for an appointment	4	4	N/A	89.4%	89.8%	88.9%

* This is based on patients treated on this contract for their most recent course of treatment. Figures in italics indicate the base number of FP17s or Patient Questionnaire responses are less than 100. N/A is shown where the base number of responses is less than 10 during the period. % is calculated as Quantity/Base number*100

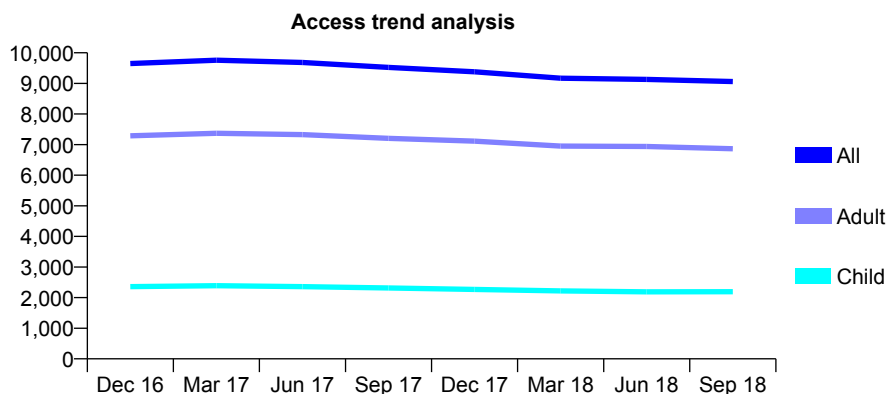
Q46 - Vital Signs At a Glance Contract Report for 173746/0001 - September 2018

Name or company name	Westhoughton (No1) Ltd
Contract type name	GDS Contract
Purpose of contract	General
Contract start date	01/11/2007
Contract end date	

18/19 Contracted general activity (UDA)	29,940
Carry forward general activity (UDA)	0
18/19 Contracted orthodontic activity (UOA)	0
Carry forward orthodontic activity (UOA)	0
Baseline contract value	£897,082.01

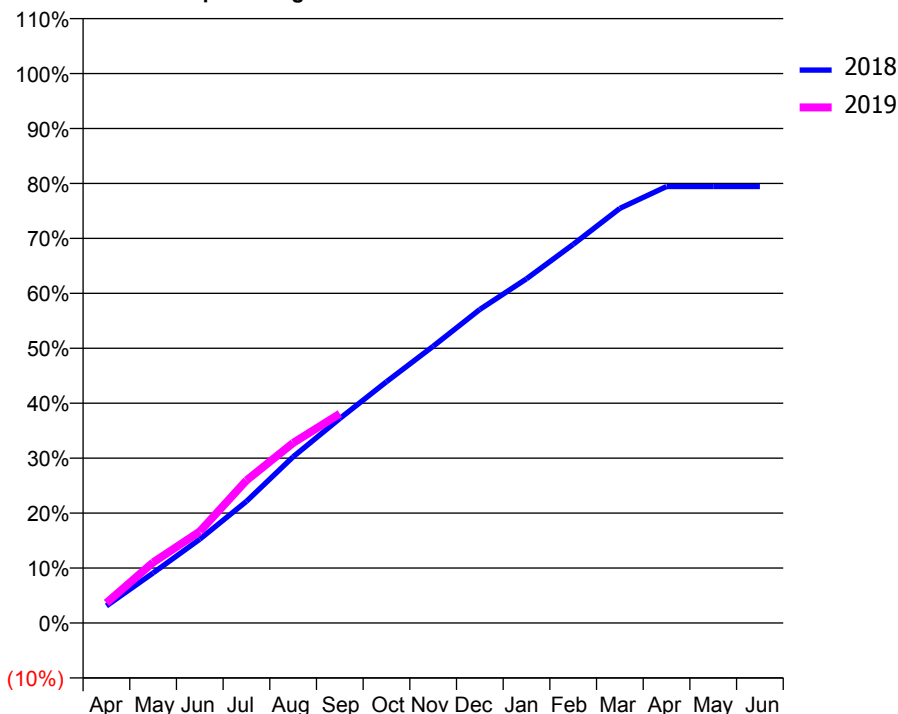
ACCESS*

Patients seen in 24 months	Total	Change since previous quarter
Quarter ending September 2017	9,522	
Quarter ending December 2017	9,380	↓
Quarter ending March 2018	9,170	↓
Quarter ending June 2018	9,131	→
Quarter ending September 2018	9,059	→
Variance since September 2017	(4.9%)	↓



ACTIVITY

Cumulative percentage of contracted UDA delivered 2018 & 2019



Month	Adjusted Scheduled Activity (UDA)	
	2018	2019
April	935	1,096
May	2,727	3,299
June	4,567	4,987
July	6,633	7,770
August	9,054	9,811
September	11,145	11,401
October	13,147	
November	15,083	
December	17,088	
January	18,753	
February	20,631	
March	22,590	
April	23,785	
May	23,782	
June	23,782	

QUALITY

	Quantity	Base Number	Contract	AT	Region	England
% of FP17s for the same patient ID Re-attending within 3 months - Children	129	1,685	7.7%	12.0%	12.2%	11.6%
% of FP17s for the same patient ID Re-attending within 3 months - Adults	737	4,797	15.4%	16.0%	15.8%	15.5%
% of FP17s for the same patient ID Re-attending between 3 & 9 months - Children	1,011	1,685	60.0%	58.2%	60.3%	58.8%
% of FP17s for the same patient ID Re-attending between 3 & 9 months - Adults	2,495	4,797	52.0%	51.6%	53.5%	51.1%
% of FP17s for Band 1 Urgent Courses	535	5,920	9.0%	10.1%	9.1%	9.0%
% of FP17s Relating to Free Repair or Replacements	54	5,920	0.9%	0.8%	1.0%	0.8%
% of FP17s Relating to Continuations	84	5,920	1.4%	0.9%	1.0%	0.9%
% of Patients satisfied with the dentistry they have received	4	4	N/A	94.9%	93.6%	93.3%
% of Patients satisfied with the time they had to wait for an appointment	4	4	N/A	89.4%	89.8%	88.9%

* This is based on patients treated on this contract for their most recent course of treatment. Figures in italics indicate the base number of FP17s or Patient Questionnaire responses are less than 100. N/A is shown where the base number of responses is less than 10 during the period. % is calculated as Quantity/Base number*100

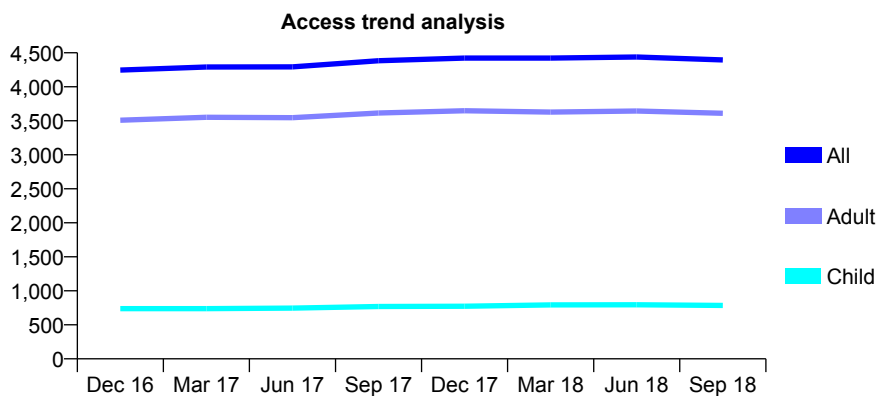
Q46 - Vital Signs At a Glance Contract Report for 177237/0002 - September 2018

Name or company name	Simon Taylor Dental Practice Ltd
Contract type name	GDS Contract
Purpose of contract	General
Contract start date	01/04/2012
Contract end date	

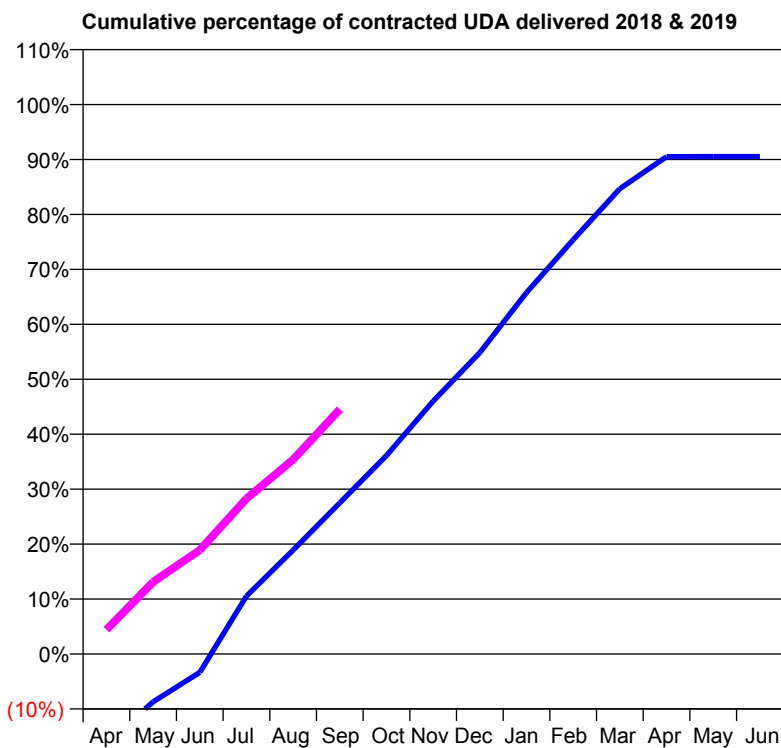
18/19 Contracted general activity (UDA)	13,950
Carry forward general activity (UDA)	0
18/19 Contracted orthodontic activity (UOA)	0
Carry forward orthodontic activity (UOA)	0
Baseline contract value	£426,763.44

ACCESS*

Patients seen in 24 months	Total	Change since previous quarter
Quarter ending September 2017	4,384	
Quarter ending December 2017	4,423	→
Quarter ending March 2018	4,423	→
Quarter ending June 2018	4,439	→
Quarter ending September 2018	4,396	→
Variance since September 2017	0.3%	→



ACTIVITY



Adjusted Scheduled Activity (UDA)		
Month	2018	2019
April	-2,248	617
May	-1,215	1,831
June	-468	2,640
July	1,471	3,944
August	2,640	4,937
September	3,838	6,213
October	5,039	
November	6,422	
December	7,653	
January	9,175	
February	10,516	
March	11,813	
April	12,625	
May	12,629	
June	12,629	

QUALITY

	Quantity	Base Number	Contract	AT	Region	England
% of FP17s for the same patient ID Re-attending within 3 months - Children	54	631	8.6%	12.0%	12.2%	11.6%
% of FP17s for the same patient ID Re-attending within 3 months - Adults	495	2,576	19.2%	16.0%	15.8%	15.5%
% of FP17s for the same patient ID Re-attending between 3 & 9 months - Children	371	631	58.8%	58.2%	60.3%	58.8%
% of FP17s for the same patient ID Re-attending between 3 & 9 months - Adults	1,333	2,576	51.7%	51.6%	53.5%	51.1%
% of FP17s for Band 1 Urgent Courses	387	2,891	13.4%	10.1%	9.1%	9.0%
% of FP17s Relating to Free Repair or Replacements	64	2,891	2.2%	0.8%	1.0%	0.8%
% of FP17s Relating to Continuations	50	2,891	1.7%	0.9%	1.0%	0.9%
% of Patients satisfied with the dentistry they have received	1	1	N/A	94.9%	93.6%	93.3%
% of Patients satisfied with the time they had to wait for an appointment	1	1	N/A	89.4%	89.8%	88.9%

* This is based on patients treated on this contract for their most recent course of treatment. Figures in italics indicate the base number of FP17s or Patient Questionnaire responses are less than 100. N/A is shown where the base number of responses is less than 10 during the period. % is calculated as Quantity/Base number*100

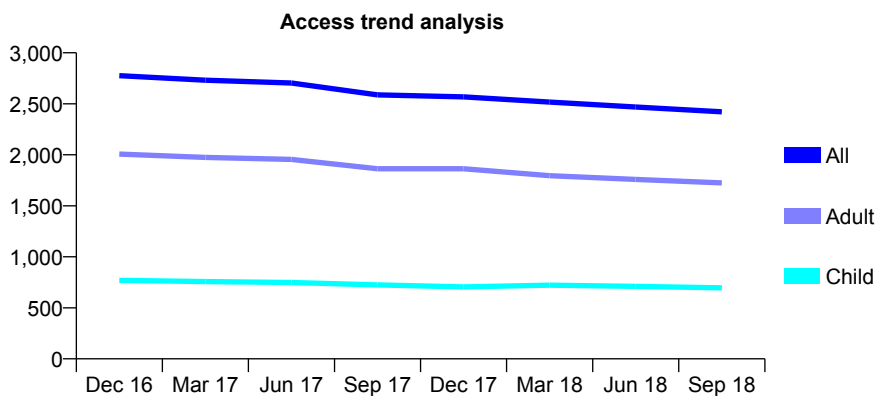
Q46 - Vital Signs At a Glance Contract Report for 178489/0001 - September 2018

Name or company name	Synergy Dental Clinic Swan Lane Ltd
Contract type name	GDS Contract
Purpose of contract	General
Contract start date	01/02/2015
Contract end date	

18/19 Contracted general activity (UDA)	6,940
Carry forward general activity (UDA)	0
18/19 Contracted orthodontic activity (UOA)	0
Carry forward orthodontic activity (UOA)	0
Baseline contract value	£188,095.66

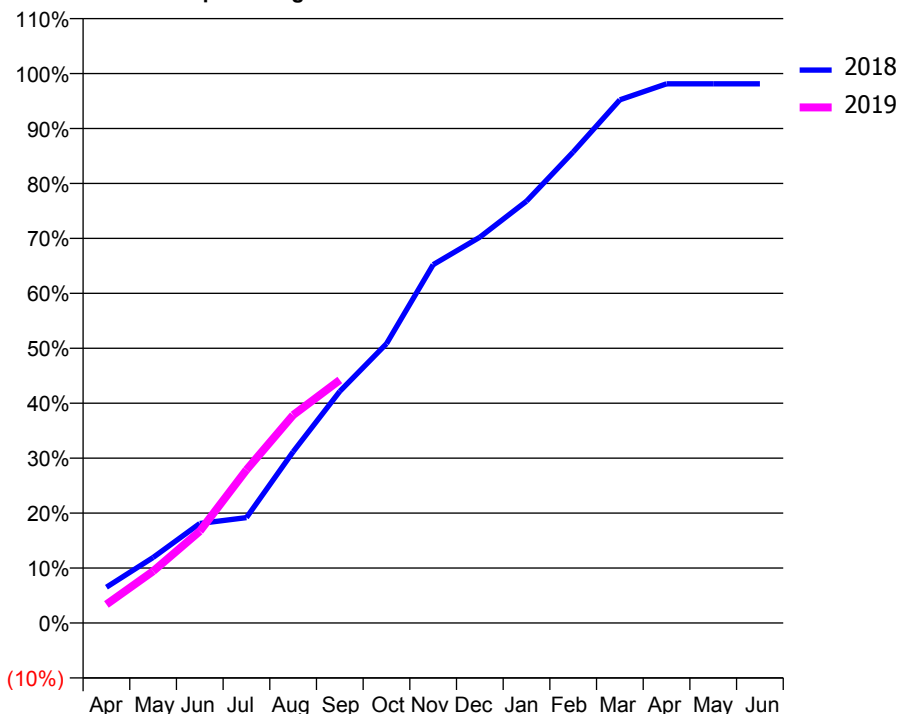
ACCESS*

Patients seen in 24 months	Total	Change since previous quarter
Quarter ending September 2017	2,588	
Quarter ending December 2017	2,568	→
Quarter ending March 2018	2,517	↓
Quarter ending June 2018	2,469	↓
Quarter ending September 2018	2,421	↓
Variance since September 2017	(6.5%)	↓



ACTIVITY

Cumulative percentage of contracted UDA delivered 2018 & 2019



Adjusted Scheduled Activity (UDA)		
Month	2018	2019
April	453	234
May	827	654
June	1,257	1,160
July	1,332	1,935
August	2,164	2,627
September	2,926	3,070
October	3,527	
November	4,526	
December	4,873	
January	5,328	
February	5,949	
March	6,608	
April	6,810	
May	6,810	
June	6,810	

QUALITY

	Quantity	Base Number	Contract	AT	Region	England
% of FP17s for the same patient ID Re-attending within 3 months - Children	29	480	6.0%	12.0%	12.2%	11.6%
% of FP17s for the same patient ID Re-attending within 3 months - Adults	111	1,125	9.9%	16.0%	15.8%	15.5%
% of FP17s for the same patient ID Re-attending between 3 & 9 months - Children	297	480	61.9%	58.2%	60.3%	58.8%
% of FP17s for the same patient ID Re-attending between 3 & 9 months - Adults	676	1,125	60.1%	51.6%	53.5%	51.1%
% of FP17s for Band 1 Urgent Courses	110	1,509	7.3%	10.1%	9.1%	9.0%
% of FP17s Relating to Free Repair or Replacements	12	1,509	0.8%	0.8%	1.0%	0.8%
% of FP17s Relating to Continuations	0	1,509	0.0%	0.9%	1.0%	0.9%
% of Patients satisfied with the dentistry they have received	2	2	N/A	94.9%	93.6%	93.3%
% of Patients satisfied with the time they had to wait for an appointment	2	2	N/A	89.4%	89.8%	88.9%

* This is based on patients treated on this contract for their most recent course of treatment. Figures in italics indicate the base number of FP17s or Patient Questionnaire responses are less than 100. N/A is shown where the base number of responses is less than 10 during the period. % is calculated as Quantity/Base number*100

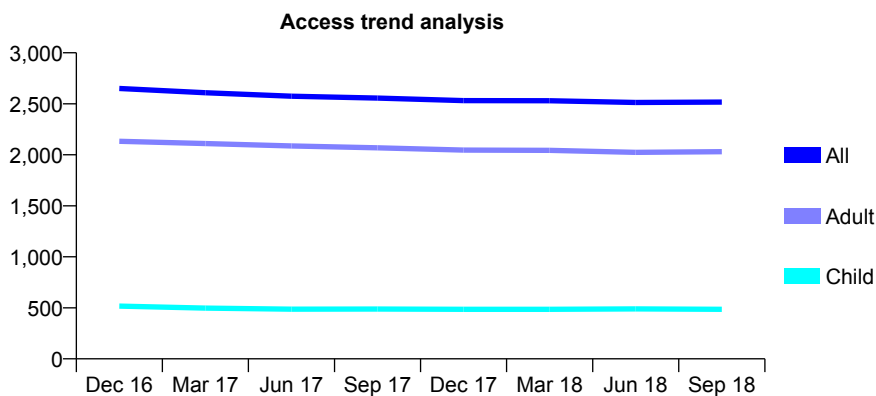
Q46 - Vital Signs At a Glance Contract Report for 179663/0001 - September 2018

Name or company name	757 Blackburn Road Dental Practice
Contract type name	GDS Contract
Purpose of contract	General
Contract start date	01/04/2012
Contract end date	

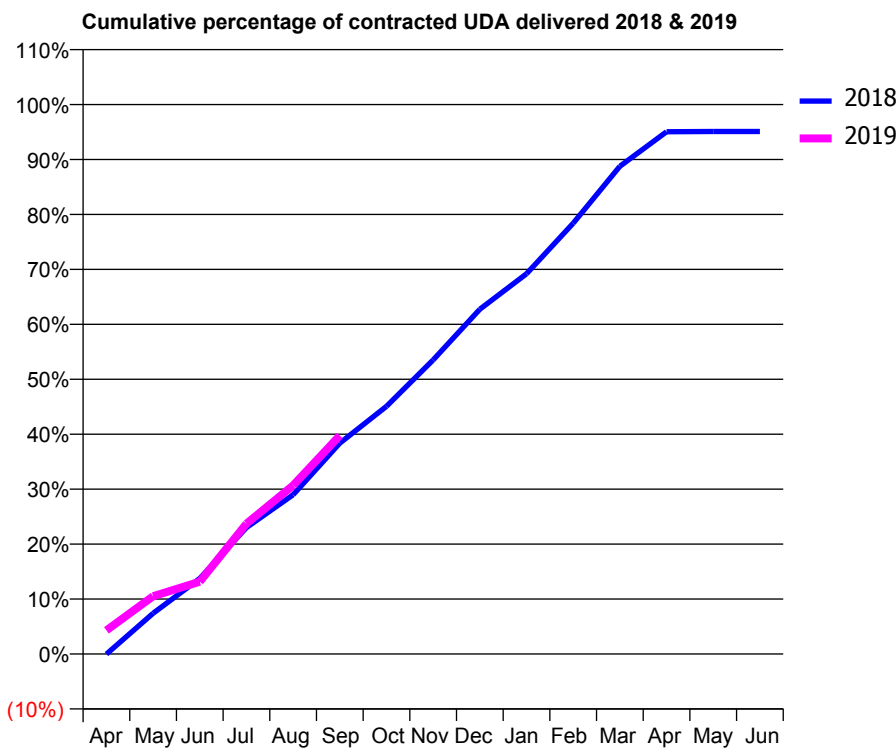
18/19 Contracted general activity (UDA)	8,505
Carry forward general activity (UDA)	0
18/19 Contracted orthodontic activity (UOA)	0
Carry forward orthodontic activity (UOA)	0
Baseline contract value	£215,066.70

ACCESS*

Patients seen in 24 months	Total	Change since previous quarter
Quarter ending September 2017	2,556	
Quarter ending December 2017	2,532	→
Quarter ending March 2018	2,530	→
Quarter ending June 2018	2,513	→
Quarter ending September 2018	2,517	→
Variance since September 2017	(1.5%)	↓



ACTIVITY



Month	Adjusted Scheduled Activity (UDA)	
	2018	2019
April	-3	367
May	631	895
June	1,168	1,119
July	1,958	2,018
August	2,465	2,609
September	3,265	3,383
October	3,834	
November	4,553	
December	5,337	
January	5,885	
February	6,668	
March	7,548	
April	8,083	
May	8,086	
June	8,086	

QUALITY

	Quantity	Base Number	Contract	AT	Region	England
% of FP17s for the same patient ID Re-attending within 3 months - Children	38	397	9.6%	12.0%	12.2%	11.6%
% of FP17s for the same patient ID Re-attending within 3 months - Adults	194	1,540	12.6%	16.0%	15.8%	15.5%
% of FP17s for the same patient ID Re-attending between 3 & 9 months - Children	266	397	67.0%	58.2%	60.3%	58.8%
% of FP17s for the same patient ID Re-attending between 3 & 9 months - Adults	970	1,540	63.0%	51.6%	53.5%	51.1%
% of FP17s for Band 1 Urgent Courses	119	1,765	6.7%	10.1%	9.1%	9.0%
% of FP17s Relating to Free Repair or Replacements	30	1,765	1.7%	0.8%	1.0%	0.8%
% of FP17s Relating to Continuations	17	1,765	1.0%	0.9%	1.0%	0.9%
% of Patients satisfied with the dentistry they have received	0	0	N/A	94.9%	93.6%	93.3%
% of Patients satisfied with the time they had to wait for an appointment	0	0	N/A	89.4%	89.8%	88.9%

* This is based on patients treated on this contract for their most recent course of treatment. Figures in italics indicate the base number of FP17s or Patient Questionnaire responses are less than 100. N/A is shown where the base number of responses is less than 10 during the period. % is calculated as Quantity/Base number*100

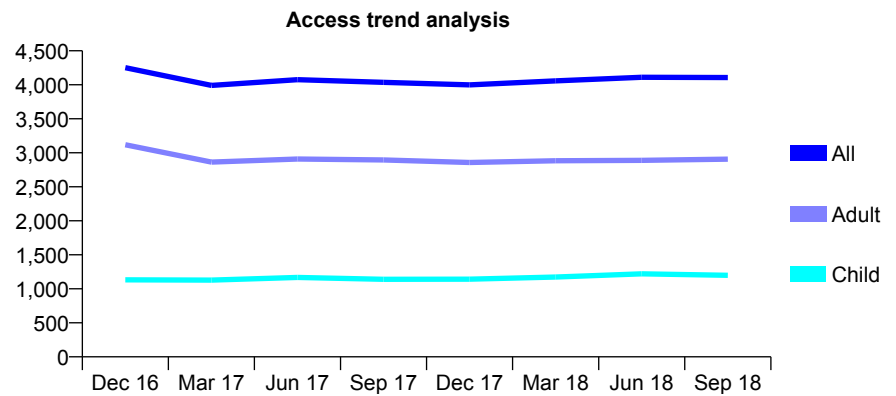
Q46 - Vital Signs At a Glance Contract Report for 179701/0001 - September 2018

Name or company name	Pearldent Dental Practice
Contract type name	GDS Contract
Purpose of contract	General
Contract start date	01/10/2009
Contract end date	

18/19 Contracted general activity (UDA)	9,900
Carry forward general activity (UDA)	0
18/19 Contracted orthodontic activity (UOA)	0
Carry forward orthodontic activity (UOA)	0
Baseline contract value	£351,315.83

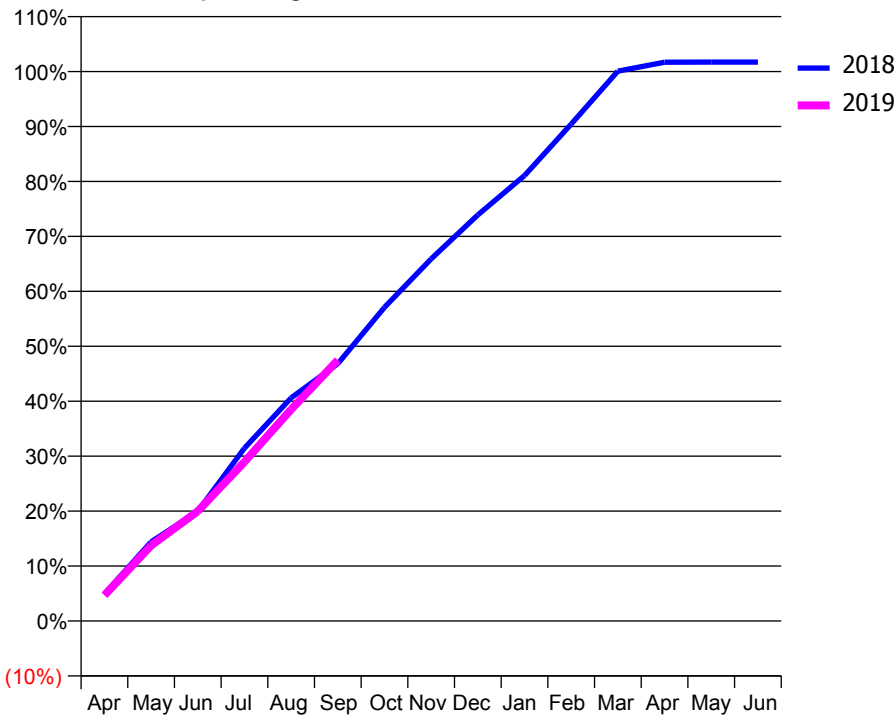
ACCESS*

Patients seen in 24 months	Total	Change since previous quarter
Quarter ending September 2017	4,036	
Quarter ending December 2017	3,999	→
Quarter ending March 2018	4,057	→
Quarter ending June 2018	4,110	→
Quarter ending September 2018	4,106	→
Variance since September 2017	1.7%	→



ACTIVITY

Cumulative percentage of contracted UDA delivered 2018 & 2019



Month	Adjusted Scheduled Activity (UDA)	
	2018	2019
April	488	462
May	1,426	1,361
June	1,977	1,977
July	3,115	2,867
August	4,021	3,812
September	4,636	4,699
October	5,652	
November	6,523	
December	7,317	
January	8,026	
February	8,953	
March	9,905	
April	10,068	
May	10,070	
June	10,070	

QUALITY

	Quantity	Base Number	Contract	AT	Region	England
% of FP17s for the same patient ID Re-attending within 3 months - Children	59	1,153	5.1%	12.0%	12.2%	11.6%
% of FP17s for the same patient ID Re-attending within 3 months - Adults	285	2,515	11.3%	16.0%	15.8%	15.5%
% of FP17s for the same patient ID Re-attending between 3 & 9 months - Children	838	1,153	72.7%	58.2%	60.3%	58.8%
% of FP17s for the same patient ID Re-attending between 3 & 9 months - Adults	1,664	2,515	66.2%	51.6%	53.5%	51.1%
% of FP17s for Band 1 Urgent Courses	157	2,978	5.3%	10.1%	9.1%	9.0%
% of FP17s Relating to Free Repair or Replacements	20	2,978	0.7%	0.8%	1.0%	0.8%
% of FP17s Relating to Continuations	9	2,978	0.3%	0.9%	1.0%	0.9%
% of Patients satisfied with the dentistry they have received	0	0	N/A	94.9%	93.6%	93.3%
% of Patients satisfied with the time they had to wait for an appointment	0	0	N/A	89.4%	89.8%	88.9%

* This is based on patients treated on this contract for their most recent course of treatment. Figures in italics indicate the base number of FP17s or Patient Questionnaire responses are less than 100. N/A is shown where the base number of responses is less than 10 during the period. % is calculated as Quantity/Base number*100

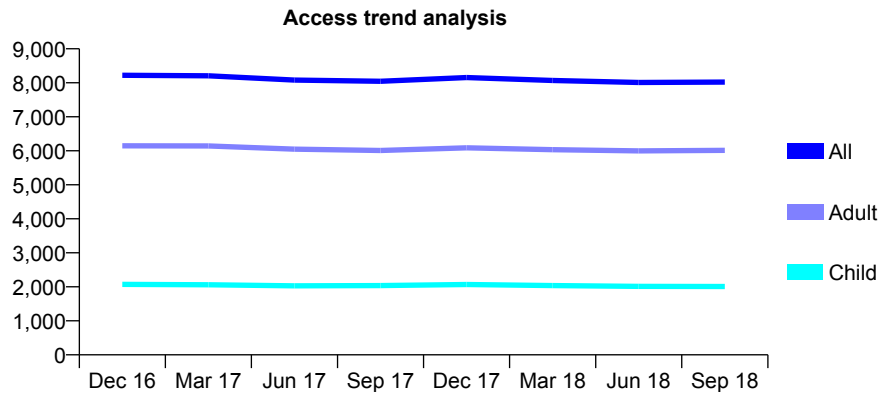
Q46 - Vital Signs At a Glance Contract Report for 179728/0001 - September 2018

Name or company name	Hadfield Dental Care Ltd
Contract type name	GDS Contract
Purpose of contract	General
Contract start date	01/12/2007
Contract end date	

18/19 Contracted general activity (UDA)	24,325
Carry forward general activity (UDA)	0
18/19 Contracted orthodontic activity (UOA)	0
Carry forward orthodontic activity (UOA)	0
Baseline contract value	£811,018.77

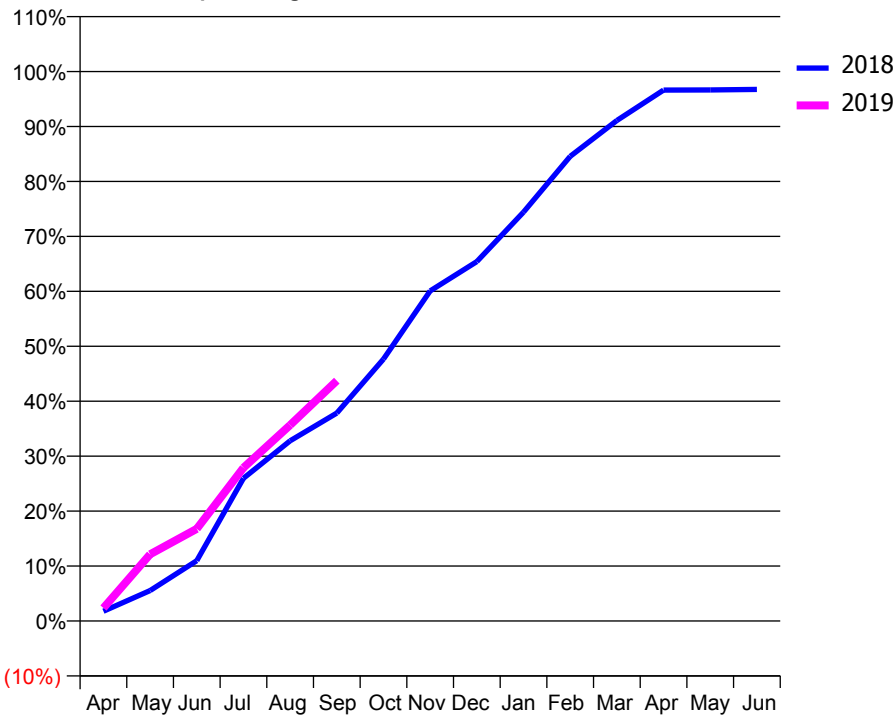
ACCESS*

Patients seen in 24 months	Total	Change since previous quarter
Quarter ending September 2017	8,047	
Quarter ending December 2017	8,155	→
Quarter ending March 2018	8,069	↓
Quarter ending June 2018	8,010	→
Quarter ending September 2018	8,023	→
Variance since September 2017	(0.3%)	→



ACTIVITY

Cumulative percentage of contracted UDA delivered 2018 & 2019



Month	Adjusted Scheduled Activity (UDA)	
	2018	2019
April	436	576
May	1,347	2,952
June	2,670	4,080
July	6,316	6,788
August	7,980	8,677
September	9,203	10,638
October	11,596	
November	14,610	
December	15,912	
January	18,100	
February	20,567	
March	22,156	
April	23,501	
May	23,510	
June	23,529	

QUALITY

	Quantity	Base Number	Contract	AT	Region	England
% of FP17s for the same patient ID Re-attending within 3 months - Children	214	1,829	11.7%	12.0%	12.2%	11.6%
% of FP17s for the same patient ID Re-attending within 3 months - Adults	835	5,125	16.3%	16.0%	15.8%	15.5%
% of FP17s for the same patient ID Re-attending between 3 & 9 months - Children	1,264	1,829	69.1%	58.2%	60.3%	58.8%
% of FP17s for the same patient ID Re-attending between 3 & 9 months - Adults	3,343	5,125	65.2%	51.6%	53.5%	51.1%
% of FP17s for Band 1 Urgent Courses	662	6,281	10.5%	10.1%	9.1%	9.0%
% of FP17s Relating to Free Repair or Replacements	56	6,281	0.9%	0.8%	1.0%	0.8%
% of FP17s Relating to Continuations	14	6,281	0.2%	0.9%	1.0%	0.9%
% of Patients satisfied with the dentistry they have received	2	2	N/A	94.9%	93.6%	93.3%
% of Patients satisfied with the time they had to wait for an appointment	2	2	N/A	89.4%	89.8%	88.9%

* This is based on patients treated on this contract for their most recent course of treatment. Figures in italics indicate the base number of FP17s or Patient Questionnaire responses are less than 100. N/A is shown where the base number of responses is less than 10 during the period. % is calculated as Quantity/Base number*100

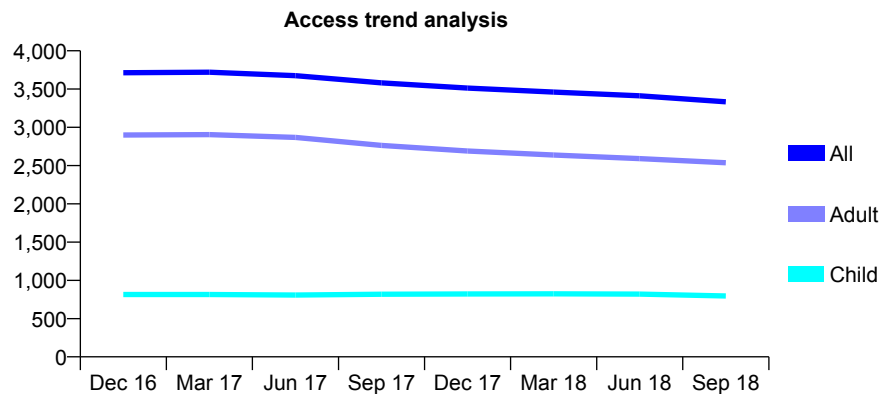
Q46 - Vital Signs At a Glance Contract Report for 180181/0001 - September 2018

Name or company name	New Cross Dental Care
Contract type name	GDS Contract
Purpose of contract	General
Contract start date	01/04/2010
Contract end date	

18/19 Contracted general activity (UDA)	10,669
Carry forward general activity (UDA)	0
18/19 Contracted orthodontic activity (UOA)	0
Carry forward orthodontic activity (UOA)	0
Baseline contract value	£303,211.25

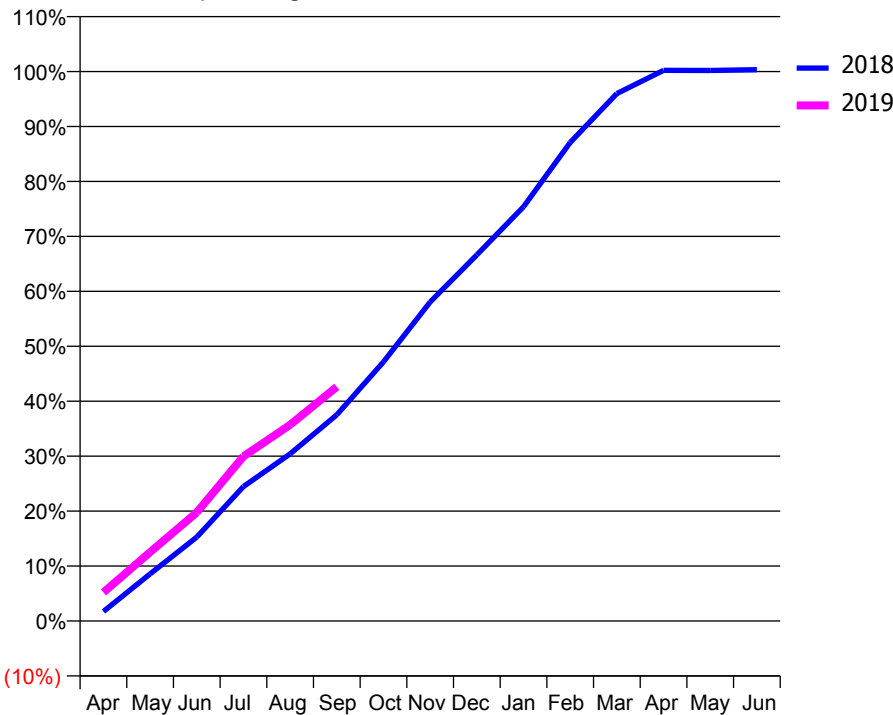
ACCESS*

Patients seen in 24 months	Total	Change since previous quarter
Quarter ending September 2017	3,581	
Quarter ending December 2017	3,512	↓
Quarter ending March 2018	3,461	↓
Quarter ending June 2018	3,411	↓
Quarter ending September 2018	3,333	↓
Variance since September 2017	(6.9%)	↓



ACTIVITY

Cumulative percentage of contracted UDA delivered 2018 & 2019



Month	Adjusted Scheduled Activity (UDA)	
	2018	2019
April	186	556
May	915	1,337
June	1,629	2,108
July	2,611	3,197
August	3,246	3,810
September	4,003	4,547
October	5,031	
November	6,195	
December	7,108	
January	8,042	
February	9,290	
March	10,242	
April	10,692	
May	10,689	
June	10,704	

QUALITY

	Quantity	Base Number	Contract	AT	Region	England
% of FP17s for the same patient ID Re-attending within 3 months - Children	32	540	5.9%	12.0%	12.2%	11.6%
% of FP17s for the same patient ID Re-attending within 3 months - Adults	136	1,470	9.3%	16.0%	15.8%	15.5%
% of FP17s for the same patient ID Re-attending between 3 & 9 months - Children	328	540	60.7%	58.2%	60.3%	58.8%
% of FP17s for the same patient ID Re-attending between 3 & 9 months - Adults	776	1,470	52.8%	51.6%	53.5%	51.1%
% of FP17s for Band 1 Urgent Courses	57	1,852	3.1%	10.1%	9.1%	9.0%
% of FP17s Relating to Free Repair or Replacements	28	1,852	1.5%	0.8%	1.0%	0.8%
% of FP17s Relating to Continuations	1	1,852	0.1%	0.9%	1.0%	0.9%
% of Patients satisfied with the dentistry they have received	5	5	N/A	94.9%	93.6%	93.3%
% of Patients satisfied with the time they had to wait for an appointment	5	5	N/A	89.4%	89.8%	88.9%

* This is based on patients treated on this contract for their most recent course of treatment. Figures in italics indicate the base number of FP17s or Patient Questionnaire responses are less than 100. N/A is shown where the base number of responses is less than 10 during the period. % is calculated as Quantity/Base number*100

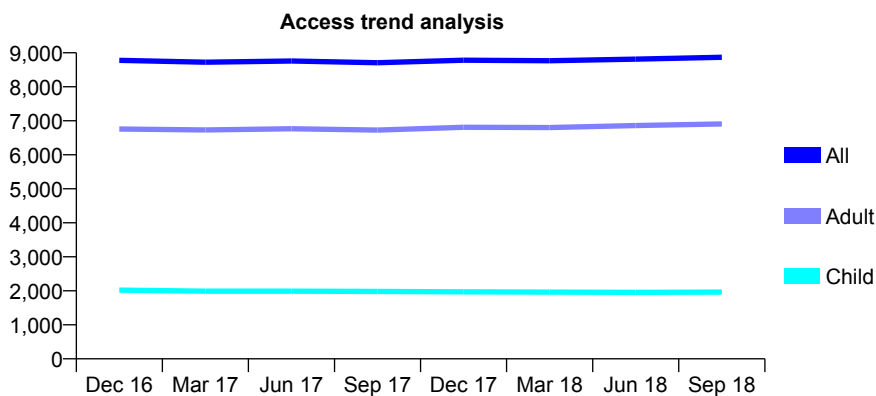
Q46 - Vital Signs At a Glance Contract Report for 180696/0001 - September 2018

Name or company name	Hyde Dental Practice
Contract type name	GDS Contract
Purpose of contract	General
Contract start date	01/04/2008
Contract end date	

18/19 Contracted general activity (UDA)	25,295
Carry forward general activity (UDA)	0
18/19 Contracted orthodontic activity (UOA)	0
Carry forward orthodontic activity (UOA)	0
Baseline contract value	£836,236.87

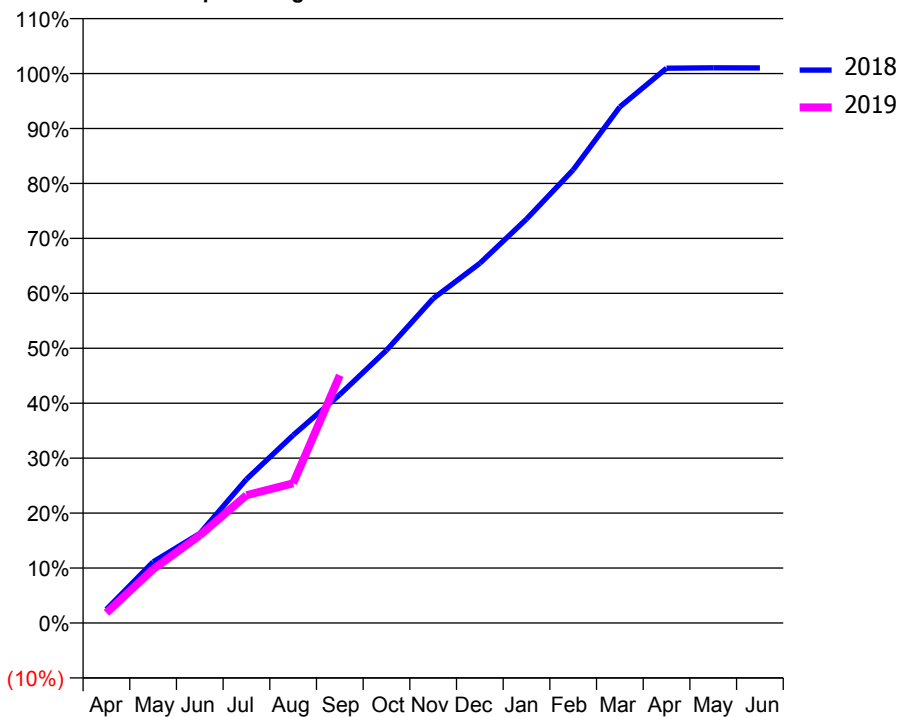
ACCESS*

Patients seen in 24 months	Total	Change since previous quarter
Quarter ending September 2017	8,708	
Quarter ending December 2017	8,782	→
Quarter ending March 2018	8,765	→
Quarter ending June 2018	8,815	→
Quarter ending September 2018	8,868	→
Variance since September 2017	1.8%	→



ACTIVITY

Cumulative percentage of contracted UDA delivered 2018 & 2019



Month	Adjusted Scheduled Activity (UDA)	
	2018	2019
April	653	471
May	2,914	2,479
June	4,271	4,036
July	6,857	5,882
August	8,952	6,429
September	10,891	11,404
October	13,003	
November	15,468	
December	17,148	
January	19,258	
February	21,603	
March	24,605	
April	26,447	
May	26,464	
June	26,463	

QUALITY

	Quantity	Base Number	Contract	AT	Region	England
% of FP17s for the same patient ID Re-attending within 3 months - Children	110	1,513	7.3%	12.0%	12.2%	11.6%
% of FP17s for the same patient ID Re-attending within 3 months - Adults	935	5,824	16.1%	16.0%	15.8%	15.5%
% of FP17s for the same patient ID Re-attending between 3 & 9 months - Children	874	1,513	57.8%	58.2%	60.3%	58.8%
% of FP17s for the same patient ID Re-attending between 3 & 9 months - Adults	3,344	5,824	57.4%	51.6%	53.5%	51.1%
% of FP17s for Band 1 Urgent Courses	871	6,505	13.4%	10.1%	9.1%	9.0%
% of FP17s Relating to Free Repair or Replacements	51	6,505	0.8%	0.8%	1.0%	0.8%
% of FP17s Relating to Continuations	38	6,505	0.6%	0.9%	1.0%	0.9%
% of Patients satisfied with the dentistry they have received	8	8	N/A	94.9%	93.6%	93.3%
% of Patients satisfied with the time they had to wait for an appointment	8	8	N/A	89.4%	89.8%	88.9%

* This is based on patients treated on this contract for their most recent course of treatment. Figures in italics indicate the base number of FP17s or Patient Questionnaire responses are less than 100. N/A is shown where the base number of responses is less than 10 during the period. % is calculated as Quantity/Base number*100

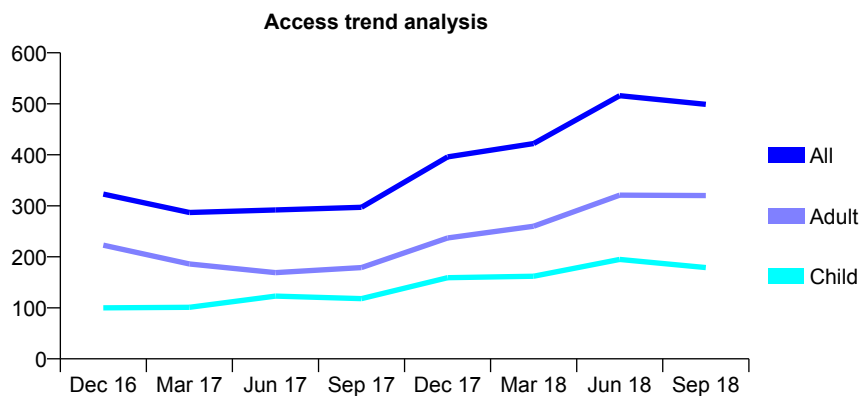
Q46 - Vital Signs At a Glance Contract Report for 180696/0002 - September 2018

Name or company name	Hyde Dental Practice
Contract type name	GDS Contract
Purpose of contract	General
Contract start date	01/10/2008
Contract end date	

18/19 Contracted general activity (UDA)	1,500
Carry forward general activity (UDA)	0
18/19 Contracted orthodontic activity (UOA)	0
Carry forward orthodontic activity (UOA)	0
Baseline contract value	£50,088.73

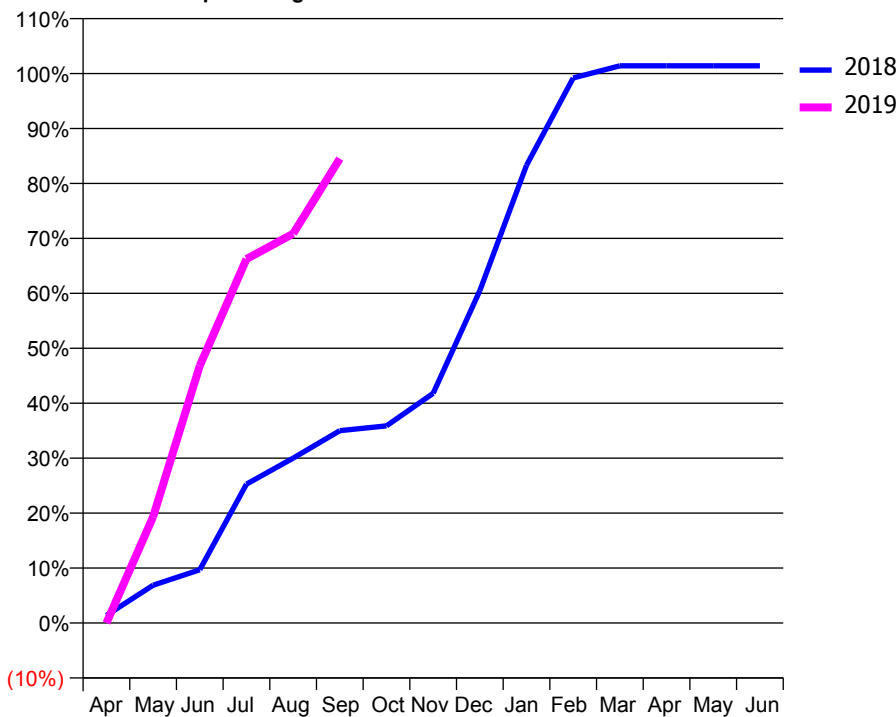
ACCESS*

Patients seen in 24 months	Total	Change since previous quarter
Quarter ending September 2017	297	
Quarter ending December 2017	396	↑
Quarter ending March 2018	422	↑
Quarter ending June 2018	516	↑
Quarter ending September 2018	499	↓
Variance since September 2017	68.0%	↑



ACTIVITY

Cumulative percentage of contracted UDA delivered 2018 & 2019



Month	Adjusted Scheduled Activity (UDA)	
	2018	2019
April	21	0
May	103	290
June	145	702
July	379	994
August	450	1,063
September	525	1,268
October	538	
November	627	
December	907	
January	1,250	
February	1,488	
March	1,521	
April	1,521	
May	1,521	
June	1,521	

QUALITY

	Quantity	Base Number	Contract	AT	Region	England
% of FP17s for the same patient ID Re-attending within 3 months - Children	0	116	0.0%	12.0%	12.2%	11.6%
% of FP17s for the same patient ID Re-attending within 3 months - Adults	18	251	7.2%	16.0%	15.8%	15.5%
% of FP17s for the same patient ID Re-attending between 3 & 9 months - Children	1	116	0.9%	58.2%	60.3%	58.8%
% of FP17s for the same patient ID Re-attending between 3 & 9 months - Adults	1	251	0.4%	51.6%	53.5%	51.1%
% of FP17s for Band 1 Urgent Courses	43	367	11.7%	10.1%	9.1%	9.0%
% of FP17s Relating to Free Repair or Replacements	3	367	0.8%	0.8%	1.0%	0.8%
% of FP17s Relating to Continuations	3	367	0.8%	0.9%	1.0%	0.9%
% of Patients satisfied with the dentistry they have received	1	1	N/A	94.9%	93.6%	93.3%
% of Patients satisfied with the time they had to wait for an appointment	1	1	N/A	89.4%	89.8%	88.9%

* This is based on patients treated on this contract for their most recent course of treatment. Figures in italics indicate the base number of FP17s or Patient Questionnaire responses are less than 100. N/A is shown where the base number of responses is less than 10 during the period. % is calculated as Quantity/Base number*100

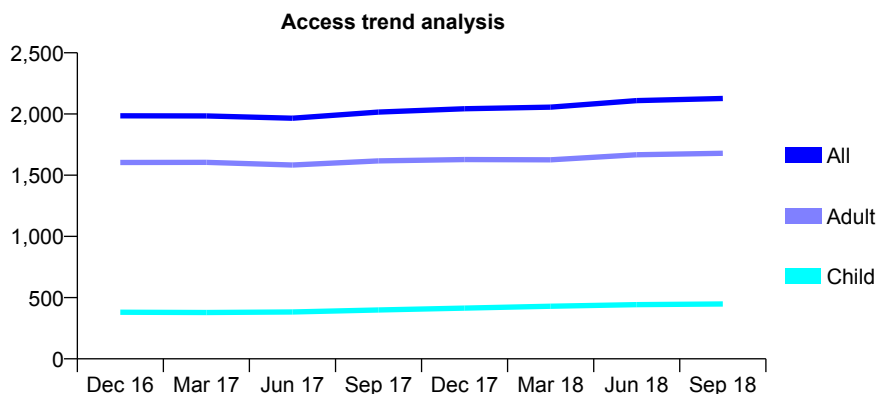
Q46 - Vital Signs At a Glance Contract Report for 181560/0001 - September 2018

Name or company name	Mr N Patel
Contract type name	GDS Contract
Purpose of contract	General
Contract start date	01/04/2012
Contract end date	

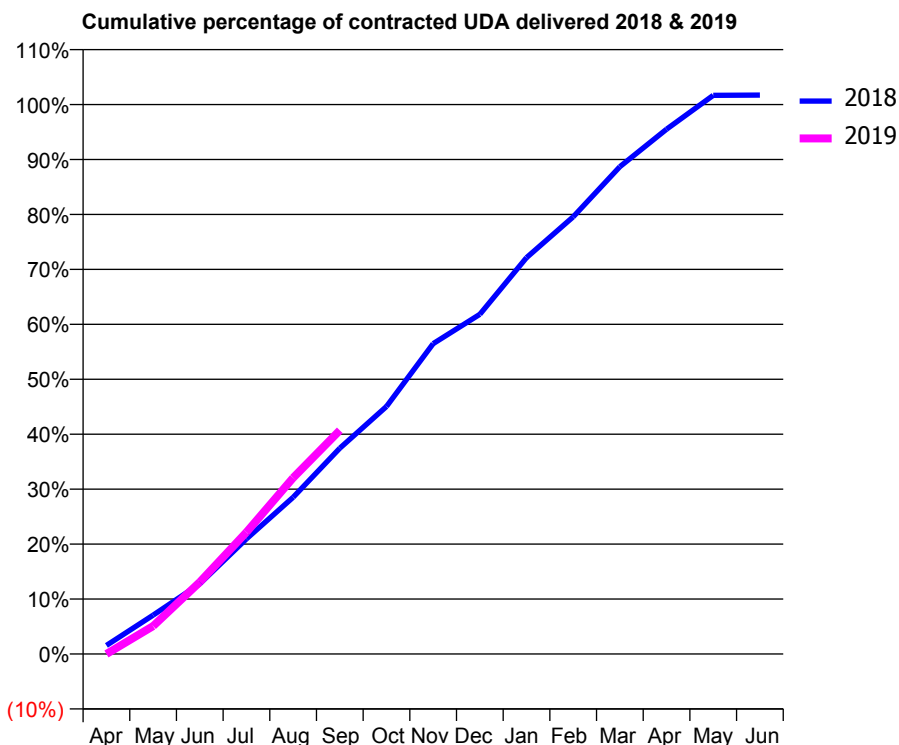
18/19 Contracted general activity (UDA)	7,129
Carry forward general activity (UDA)	0
18/19 Contracted orthodontic activity (UOA)	0
Carry forward orthodontic activity (UOA)	0
Baseline contract value	£229,527.24

ACCESS*

Patients seen in 24 months	Total	Change since previous quarter
Quarter ending September 2017	2,016	
Quarter ending December 2017	2,043	→
Quarter ending March 2018	2,056	→
Quarter ending June 2018	2,110	↑
Quarter ending September 2018	2,127	→
Variance since September 2017	5.5%	↑



ACTIVITY



Month	Adjusted Scheduled Activity (UDA)	
	2018	2019
April	111	0
May	505	362
June	910	933
July	1,495	1,581
August	2,033	2,286
September	2,671	2,903
October	3,212	
November	4,026	
December	4,407	
January	5,143	
February	5,671	
March	6,321	
April	6,808	
May	7,248	
June	7,251	

QUALITY

	Quantity	Base Number	Contract	AT	Region	England
% of FP17s for the same patient ID Re-attending within 3 months - Children	23	352	6.5%	12.0%	12.2%	11.6%
% of FP17s for the same patient ID Re-attending within 3 months - Adults	137	1,258	10.9%	16.0%	15.8%	15.5%
% of FP17s for the same patient ID Re-attending between 3 & 9 months - Children	196	352	55.7%	58.2%	60.3%	58.8%
% of FP17s for the same patient ID Re-attending between 3 & 9 months - Adults	707	1,258	56.2%	51.6%	53.5%	51.1%
% of FP17s for Band 1 Urgent Courses	54	1,222	4.4%	10.1%	9.1%	9.0%
% of FP17s Relating to Free Repair or Replacements	15	1,222	1.2%	0.8%	1.0%	0.8%
% of FP17s Relating to Continuations	3	1,222	0.2%	0.9%	1.0%	0.9%
% of Patients satisfied with the dentistry they have received	1	1	N/A	94.9%	93.6%	93.3%
% of Patients satisfied with the time they had to wait for an appointment	1	1	N/A	89.4%	89.8%	88.9%

* This is based on patients treated on this contract for their most recent course of treatment. Figures in italics indicate the base number of FP17s or Patient Questionnaire responses are less than 100. N/A is shown where the base number of responses is less than 10 during the period. % is calculated as Quantity/Base number*100

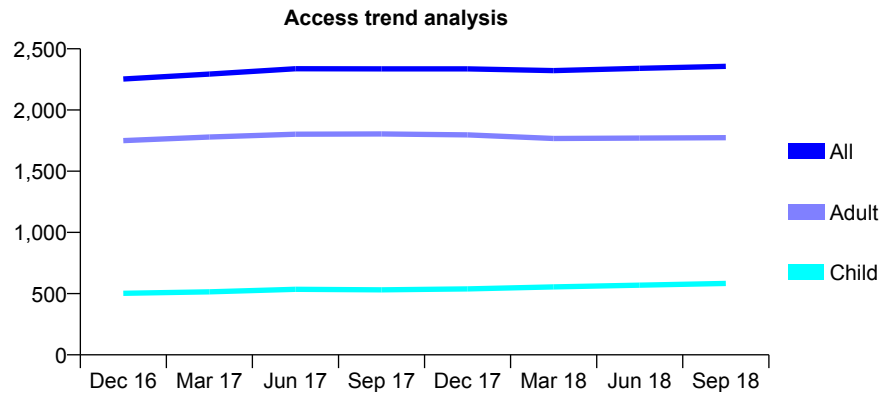
Q46 - Vital Signs At a Glance Contract Report for 182737/0001 - September 2018

Name or company name	Mrs JL Lapidus
Contract type name	GDS Contract
Purpose of contract	General
Contract start date	22/08/2013
Contract end date	

18/19 Contracted general activity (UDA)	5,564
Carry forward general activity (UDA)	0
18/19 Contracted orthodontic activity (UOA)	0
Carry forward orthodontic activity (UOA)	0
Baseline contract value	£150,873.81

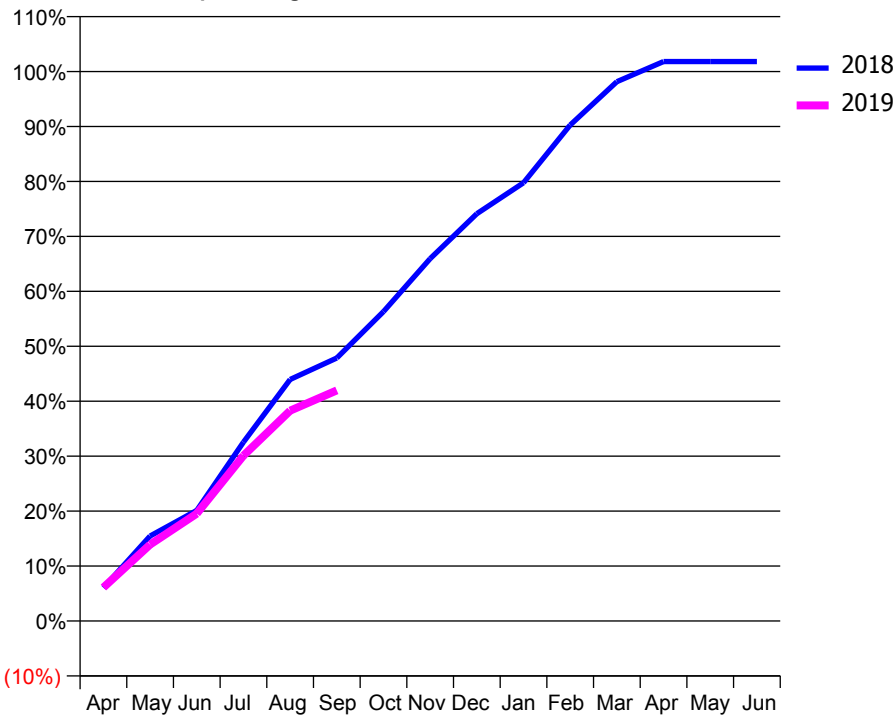
ACCESS*

Patients seen in 24 months	Total	Change since previous quarter
Quarter ending September 2017	2,336	
Quarter ending December 2017	2,336	→
Quarter ending March 2018	2,322	→
Quarter ending June 2018	2,340	→
Quarter ending September 2018	2,357	→
Variance since September 2017	0.9%	→



ACTIVITY

Cumulative percentage of contracted UDA delivered 2018 & 2019



Month	Adjusted Scheduled Activity (UDA)	
	2018	2019
April	337	340
May	861	774
June	1,120	1,088
July	1,812	1,675
August	2,446	2,130
September	2,664	2,335
October	3,133	
November	3,669	
December	4,124	
January	4,437	
February	5,022	
March	5,462	
April	5,664	
May	5,664	
June	5,664	

QUALITY

	Quantity	Base Number	Contract	AT	Region	England
% of FP17s for the same patient ID Re-attending within 3 months - Children	28	380	7.4%	12.0%	12.2%	11.6%
% of FP17s for the same patient ID Re-attending within 3 months - Adults	66	1,031	6.4%	16.0%	15.8%	15.5%
% of FP17s for the same patient ID Re-attending between 3 & 9 months - Children	168	380	44.2%	58.2%	60.3%	58.8%
% of FP17s for the same patient ID Re-attending between 3 & 9 months - Adults	600	1,031	58.2%	51.6%	53.5%	51.1%
% of FP17s for Band 1 Urgent Courses	32	1,300	2.5%	10.1%	9.1%	9.0%
% of FP17s Relating to Free Repair or Replacements	8	1,300	0.6%	0.8%	1.0%	0.8%
% of FP17s Relating to Continuations	10	1,300	0.8%	0.9%	1.0%	0.9%
% of Patients satisfied with the dentistry they have received	0	0	N/A	94.9%	93.6%	93.3%
% of Patients satisfied with the time they had to wait for an appointment	0	0	N/A	89.4%	89.8%	88.9%

* This is based on patients treated on this contract for their most recent course of treatment. Figures in italics indicate the base number of FP17s or Patient Questionnaire responses are less than 100. N/A is shown where the base number of responses is less than 10 during the period. % is calculated as Quantity/Base number*100

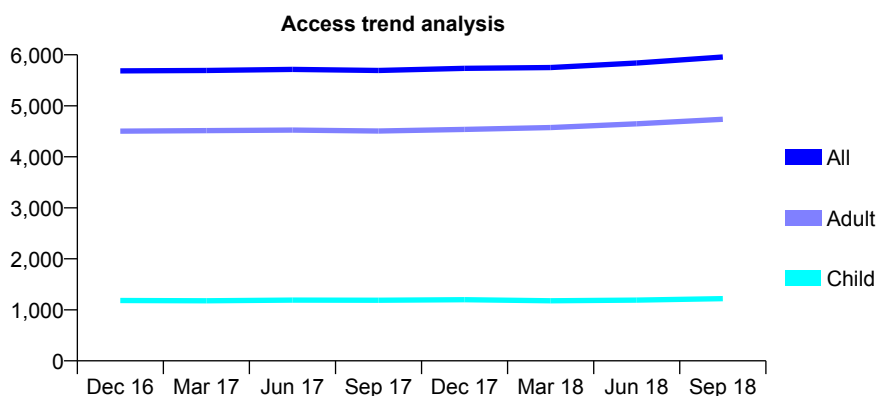
Q46 - Vital Signs At a Glance Contract Report for 183148/0001 - September 2018

Name or company name	Wood and Associate Dental Care LTD
Contract type name	GDS Contract
Purpose of contract	General
Contract start date	01/08/2007
Contract end date	

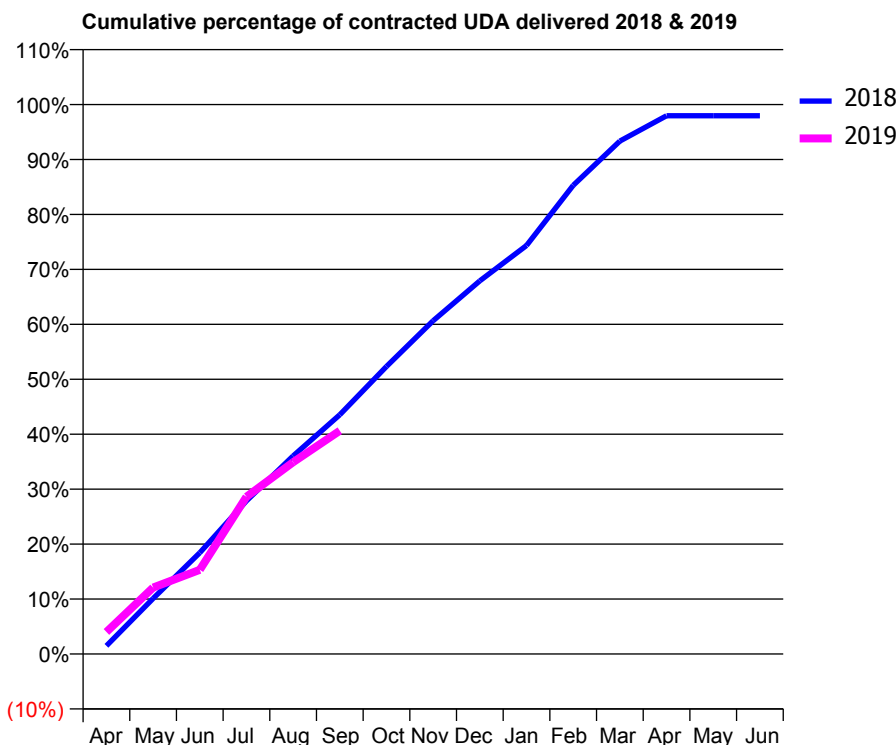
18/19 Contracted general activity (UDA)	15,240
Carry forward general activity (UDA)	0
18/19 Contracted orthodontic activity (UOA)	0
Carry forward orthodontic activity (UOA)	0
Baseline contract value	£508,902.97

ACCESS*

Patients seen in 24 months	Total	Change since previous quarter
Quarter ending September 2017	5,693	
Quarter ending December 2017	5,735	→
Quarter ending March 2018	5,750	→
Quarter ending June 2018	5,840	→
Quarter ending September 2018	5,956	→
Variance since September 2017	4.6%	↑



ACTIVITY



Month	Adjusted Scheduled Activity (UDA)	
	2018	2019
April	227	613
May	1,540	1,845
June	2,811	2,336
July	4,247	4,363
August	5,495	5,319
September	6,637	6,192
October	7,975	
November	9,244	
December	10,350	
January	11,331	
February	12,997	
March	14,226	
April	14,929	
May	14,929	
June	14,929	

QUALITY

	Quantity	Base Number	Contract	AT	Region	England
% of FP17s for the same patient ID Re-attending within 3 months - Children	59	863	6.8%	12.0%	12.2%	11.6%
% of FP17s for the same patient ID Re-attending within 3 months - Adults	343	3,093	11.1%	16.0%	15.8%	15.5%
% of FP17s for the same patient ID Re-attending between 3 & 9 months - Children	531	863	61.5%	58.2%	60.3%	58.8%
% of FP17s for the same patient ID Re-attending between 3 & 9 months - Adults	1,573	3,093	50.9%	51.6%	53.5%	51.1%
% of FP17s for Band 1 Urgent Courses	357	3,562	10.0%	10.1%	9.1%	9.0%
% of FP17s Relating to Free Repair or Replacements	24	3,562	0.7%	0.8%	1.0%	0.8%
% of FP17s Relating to Continuations	43	3,562	1.2%	0.9%	1.0%	0.9%
% of Patients satisfied with the dentistry they have received	7	7	N/A	94.9%	93.6%	93.3%
% of Patients satisfied with the time they had to wait for an appointment	7	7	N/A	89.4%	89.8%	88.9%

* This is based on patients treated on this contract for their most recent course of treatment. Figures in italics indicate the base number of FP17s or Patient Questionnaire responses are less than 100. N/A is shown where the base number of responses is less than 10 during the period. % is calculated as Quantity/Base number*100

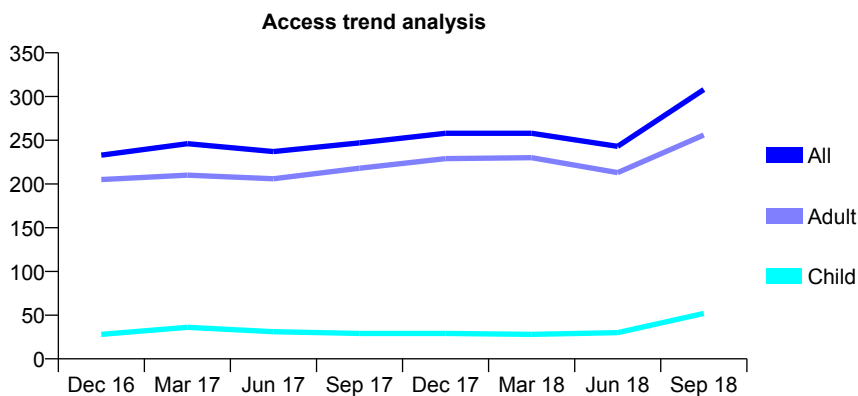
Q46 - Vital Signs At a Glance Contract Report for 183148/0002 - September 2018

Name or company name	Wood and Associate Dental Care LTD
Contract type name	GDS Contract
Purpose of contract	General
Contract start date	01/04/2012
Contract end date	

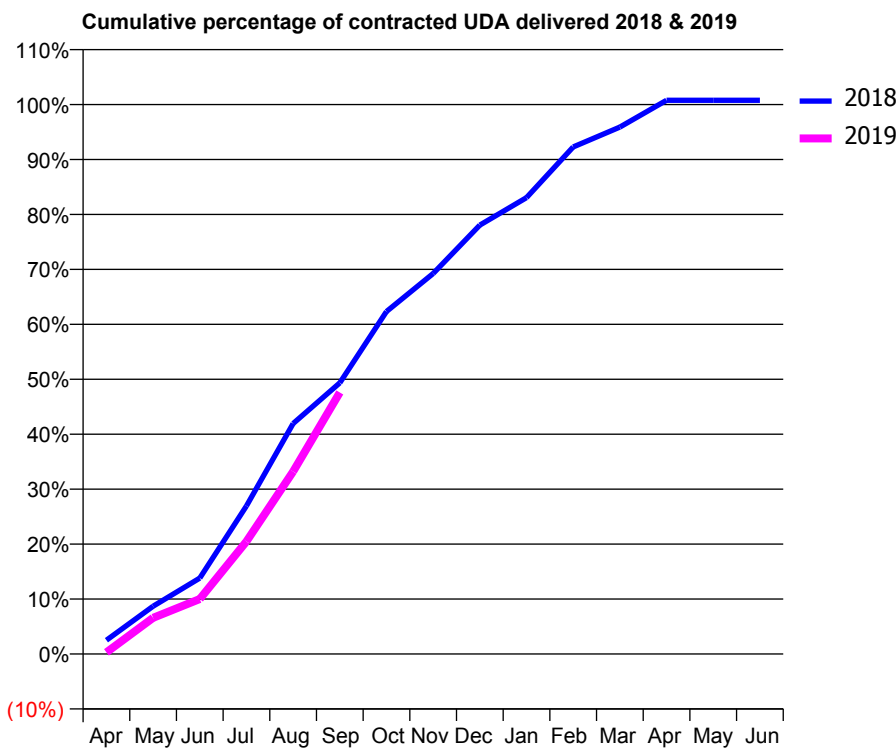
18/19 Contracted general activity (UDA)	1,000
Carry forward general activity (UDA)	0
18/19 Contracted orthodontic activity (UOA)	0
Carry forward orthodontic activity (UOA)	0
Baseline contract value	£33,392.47

ACCESS*

Patients seen in 24 months	Total	Change since previous quarter
Quarter ending September 2017	247	
Quarter ending December 2017	258	↑
Quarter ending March 2018	258	→
Quarter ending June 2018	243	↓
Quarter ending September 2018	308	↑
Variance since September 2017	24.7%	↑



ACTIVITY



Adjusted Scheduled Activity (UDA)		
Month	2018	2019
April	25	3
May	87	66
June	138	100
July	269	205
August	419	332
September	493	476
October	623	
November	692	
December	781	
January	831	
February	923	
March	959	
April	1,008	
May	1,008	
June	1,008	

QUALITY

	Quantity	Base Number	Contract	AT	Region	England
% of FP17s for the same patient ID Re-attending within 3 months - Children	0	39	0.0%	12.0%	12.2%	11.6%
% of FP17s for the same patient ID Re-attending within 3 months - Adults	0	123	0.0%	16.0%	15.8%	15.5%
% of FP17s for the same patient ID Re-attending between 3 & 9 months - Children	0	39	0.0%	58.2%	60.3%	58.8%
% of FP17s for the same patient ID Re-attending between 3 & 9 months - Adults	4	123	3.3%	51.6%	53.5%	51.1%
% of FP17s for Band 1 Urgent Courses	0	147	0.0%	10.1%	9.1%	9.0%
% of FP17s Relating to Free Repair or Replacements	0	147	0.0%	0.8%	1.0%	0.8%
% of FP17s Relating to Continuations	0	147	0.0%	0.9%	1.0%	0.9%
% of Patients satisfied with the dentistry they have received	0	0	N/A	94.9%	93.6%	93.3%
% of Patients satisfied with the time they had to wait for an appointment	0	0	N/A	89.4%	89.8%	88.9%

* This is based on patients treated on this contract for their most recent course of treatment. Figures in italics indicate the base number of FP17s or Patient Questionnaire responses are less than 100. N/A is shown where the base number of responses is less than 10 during the period. % is calculated as Quantity/Base number*100

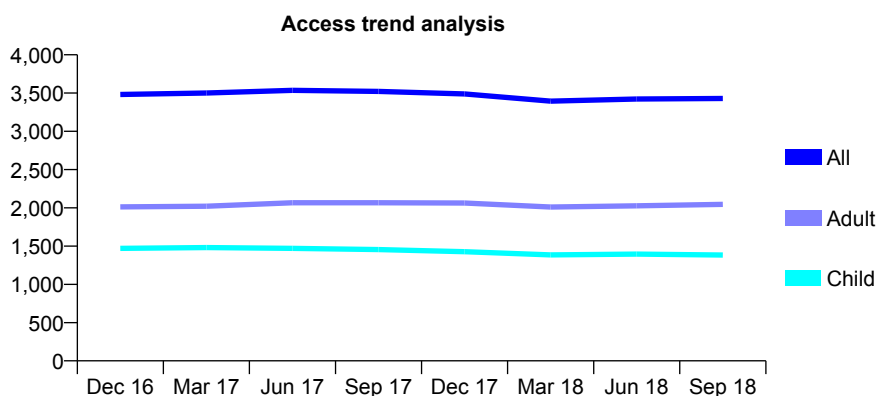
Q46 - Vital Signs At a Glance Contract Report for 184551/0001 - September 2018

Name or company name	Bamford Dental Practice
Contract type name	GDS Contract
Purpose of contract	General and Orthodontic
Contract start date	01/04/2006
Contract end date	

18/19 Contracted general activity (UDA)	9,554
Carry forward general activity (UDA)	0
18/19 Contracted orthodontic activity (UOA)	3,597
Carry forward orthodontic activity (UOA)	0
Baseline contract value	£502,614.76

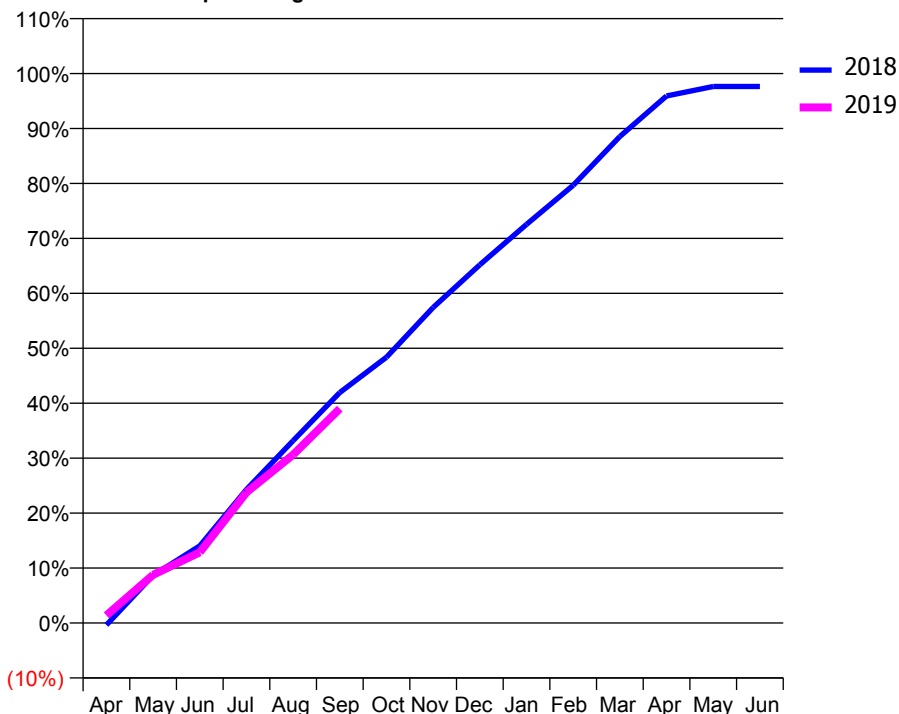
ACCESS*

Patients seen in 24 months	Total	Change since previous quarter
Quarter ending September 2017	3,521	
Quarter ending December 2017	3,488	→
Quarter ending March 2018	3,395	↓
Quarter ending June 2018	3,422	→
Quarter ending September 2018	3,429	→
Variance since September 2017	(2.6%)	↓



ACTIVITY

Cumulative percentage of contracted UDA delivered 2018 & 2019



Month	Adjusted Scheduled Activity (UDA)	
	2018	2019
April	-36	133
May	829	837
June	1,341	1,229
July	2,321	2,271
August	3,170	2,926
September	4,007	3,728
October	4,623	
November	5,488	
December	6,229	
January	6,930	
February	7,610	
March	8,458	
April	9,163	
May	9,329	
June	9,329	

QUALITY

	Quantity	Base Number	Contract	AT	Region	England
% of FP17s for the same patient ID Re-attending within 3 months - Children	133	1,275	10.4%	12.0%	12.2%	11.6%
% of FP17s for the same patient ID Re-attending within 3 months - Adults	144	1,477	9.7%	16.0%	15.8%	15.5%
% of FP17s for the same patient ID Re-attending between 3 & 9 months - Children	757	1,275	59.4%	58.2%	60.3%	58.8%
% of FP17s for the same patient ID Re-attending between 3 & 9 months - Adults	929	1,477	62.9%	51.6%	53.5%	51.1%
% of FP17s for Band 1 Urgent Courses	48	2,130	2.3%	10.1%	9.1%	9.0%
% of FP17s Relating to Free Repair or Replacements	16	2,130	0.8%	0.8%	1.0%	0.8%
% of FP17s Relating to Continuations	43	2,130	2.0%	0.9%	1.0%	0.9%
% of Patients satisfied with the dentistry they have received	0	0	N/A	94.9%	93.6%	93.3%
% of Patients satisfied with the time they had to wait for an appointment	0	0	N/A	89.4%	89.8%	88.9%

* This is based on patients treated on this contract for their most recent course of treatment. Figures in italics indicate the base number of FP17s or Patient Questionnaire responses are less than 100. N/A is shown where the base number of responses is less than 10 during the period. % is calculated as Quantity/Base number*100

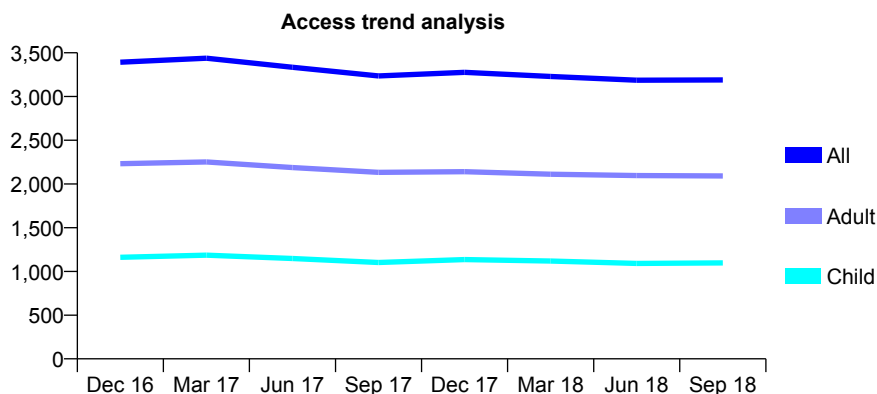
Q46 - Vital Signs At a Glance Contract Report for 189510/0001 - September 2018

Name or company name	Ravat and Ray Dental Care (Chadderton) L
Contract type name	GDS Contract
Purpose of contract	General
Contract start date	01/10/2013
Contract end date	

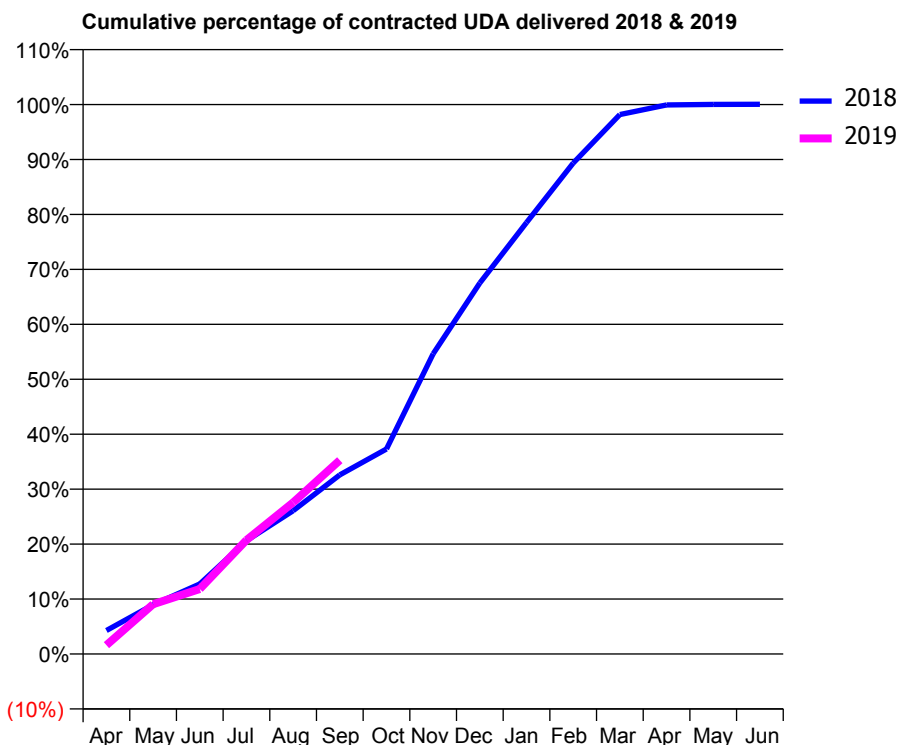
18/19 Contracted general activity (UDA)	11,056
Carry forward general activity (UDA)	0
18/19 Contracted orthodontic activity (UOA)	0
Carry forward orthodontic activity (UOA)	0
Baseline contract value	£328,810.08

ACCESS*

Patients seen in 24 months	Total	Change since previous quarter
Quarter ending September 2017	3,235	
Quarter ending December 2017	3,276	→
Quarter ending March 2018	3,230	↓
Quarter ending June 2018	3,187	↓
Quarter ending September 2018	3,189	→
Variance since September 2017	(1.4%)	↓



ACTIVITY



Month	Adjusted Scheduled Activity (UDA)	
	2018	2019
April	474	179
May	992	1,003
June	1,409	1,309
July	2,279	2,291
August	2,883	3,050
September	3,606	3,901
October	4,124	
November	6,042	
December	7,465	
January	8,680	
February	9,877	
March	10,854	
April	11,047	
May	11,059	
June	11,060	

QUALITY

	Quantity	Base Number	Contract	AT	Region	England
% of FP17s for the same patient ID Re-attending within 3 months - Children	156	913	17.1%	12.0%	12.2%	11.6%
% of FP17s for the same patient ID Re-attending within 3 months - Adults	222	1,456	15.2%	16.0%	15.8%	15.5%
% of FP17s for the same patient ID Re-attending between 3 & 9 months - Children	578	913	63.3%	58.2%	60.3%	58.8%
% of FP17s for the same patient ID Re-attending between 3 & 9 months - Adults	876	1,456	60.2%	51.6%	53.5%	51.1%
% of FP17s for Band 1 Urgent Courses	205	2,234	9.2%	10.1%	9.1%	9.0%
% of FP17s Relating to Free Repair or Replacements	5	2,234	0.2%	0.8%	1.0%	0.8%
% of FP17s Relating to Continuations	0	2,234	0.0%	0.9%	1.0%	0.9%
% of Patients satisfied with the dentistry they have received	1	1	N/A	94.9%	93.6%	93.3%
% of Patients satisfied with the time they had to wait for an appointment	1	1	N/A	89.4%	89.8%	88.9%

* This is based on patients treated on this contract for their most recent course of treatment. Figures in italics indicate the base number of FP17s or Patient Questionnaire responses are less than 100. N/A is shown where the base number of responses is less than 10 during the period. % is calculated as Quantity/Base number*100

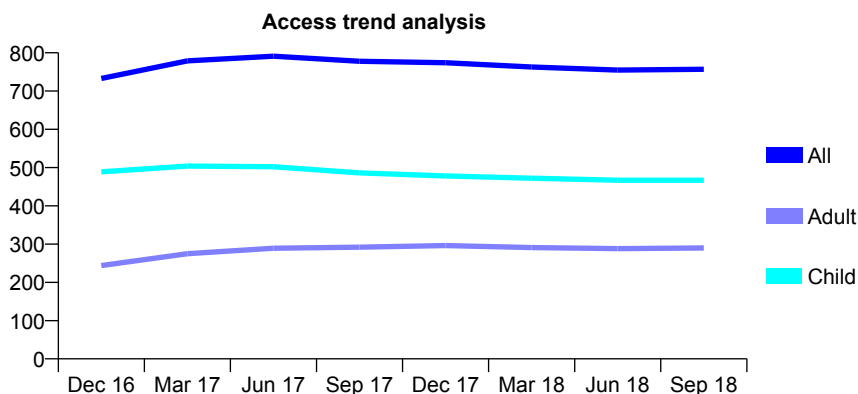
Q46 - Vital Signs At a Glance Contract Report for 189723/0001 - September 2018

Name or company name	Stretford Road Dental Practice
Contract type name	GDS Contract
Purpose of contract	General
Contract start date	12/08/2013
Contract end date	

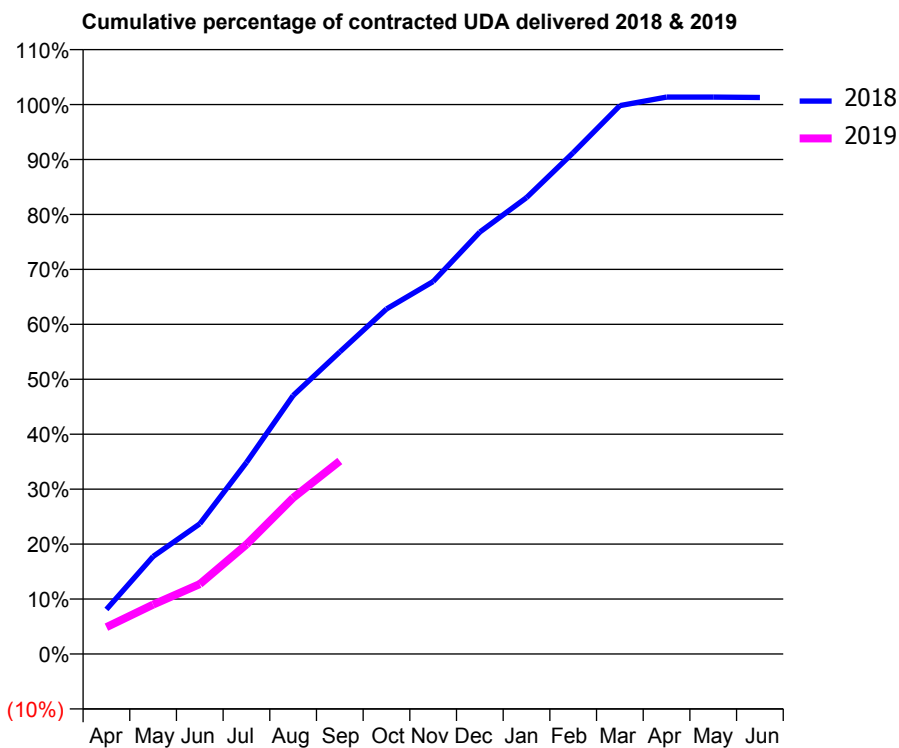
18/19 Contracted general activity (UDA)	1,828
Carry forward general activity (UDA)	0
18/19 Contracted orthodontic activity (UOA)	0
Carry forward orthodontic activity (UOA)	0
Baseline contract value	£45,199.03

ACCESS*

Patients seen in 24 months	Total	Change since previous quarter
Quarter ending September 2017	778	
Quarter ending December 2017	774	→
Quarter ending March 2018	763	↓
Quarter ending June 2018	755	↓
Quarter ending September 2018	757	→
Variance since September 2017	(2.7%)	↓



ACTIVITY



Month	Adjusted Scheduled Activity (UDA)	
	2018	2019
April	148	90
May	325	164
June	433	233
July	637	364
August	860	520
September	1,005	642
October	1,148	
November	1,239	
December	1,404	
January	1,518	
February	1,668	
March	1,824	
April	1,853	
May	1,853	
June	1,851	

QUALITY

	Quantity	Base Number	Contract	AT	Region	England
% of FP17s for the same patient ID Re-attending within 3 months - Children	36	330	10.9%	12.0%	12.2%	11.6%
% of FP17s for the same patient ID Re-attending within 3 months - Adults	10	109	9.2%	16.0%	15.8%	15.5%
% of FP17s for the same patient ID Re-attending between 3 & 9 months - Children	196	330	59.4%	58.2%	60.3%	58.8%
% of FP17s for the same patient ID Re-attending between 3 & 9 months - Adults	61	109	56.0%	51.6%	53.5%	51.1%
% of FP17s for Band 1 Urgent Courses	36	424	8.5%	10.1%	9.1%	9.0%
% of FP17s Relating to Free Repair or Replacements	0	424	0.0%	0.8%	1.0%	0.8%
% of FP17s Relating to Continuations	1	424	0.2%	0.9%	1.0%	0.9%
% of Patients satisfied with the dentistry they have received	0	0	N/A	94.9%	93.6%	93.3%
% of Patients satisfied with the time they had to wait for an appointment	0	0	N/A	89.4%	89.8%	88.9%

* This is based on patients treated on this contract for their most recent course of treatment. Figures in italics indicate the base number of FP17s or Patient Questionnaire responses are less than 100. N/A is shown where the base number of responses is less than 10 during the period. % is calculated as Quantity/Base number*100

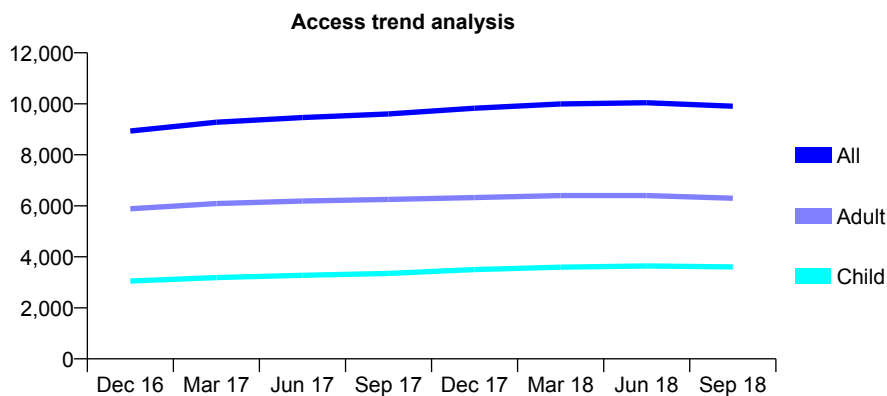
Q46 - Vital Signs At a Glance Contract Report for 190322/0001 - September 2018

Name or company name	Moston Dental Surgery
Contract type name	GDS Contract
Purpose of contract	General
Contract start date	08/10/2010
Contract end date	

18/19 Contracted general activity (UDA)	30,673
Carry forward general activity (UDA)	0
18/19 Contracted orthodontic activity (UOA)	0
Carry forward orthodontic activity (UOA)	0
Baseline contract value	£750,891.46

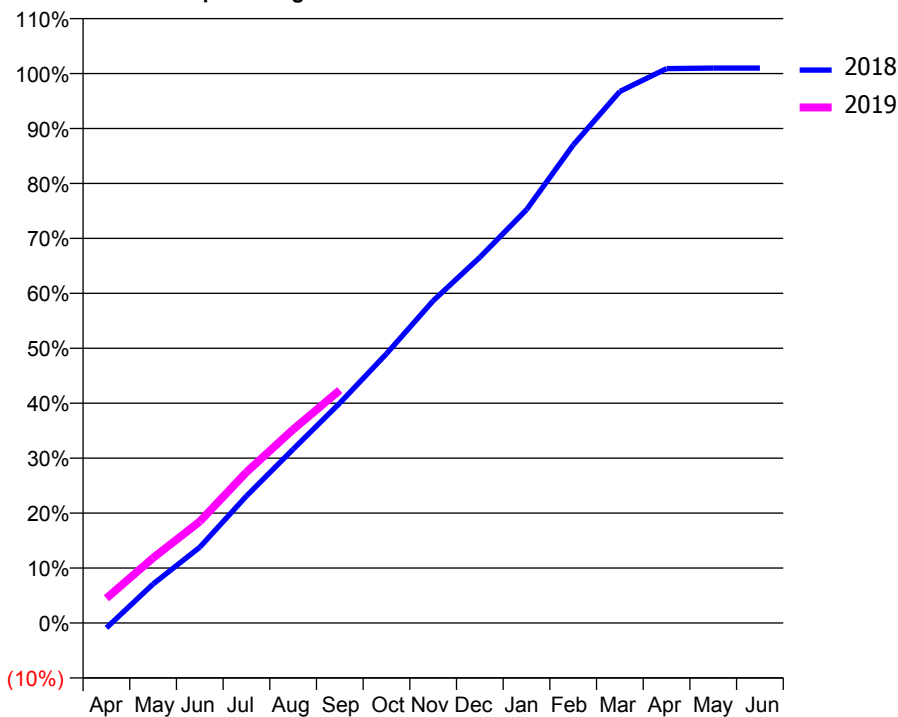
ACCESS*

Patients seen in 24 months	Total	Change since previous quarter
Quarter ending September 2017	9,601	
Quarter ending December 2017	9,825	↑
Quarter ending March 2018	9,997	→
Quarter ending June 2018	10,043	→
Quarter ending September 2018	9,906	↓
Variance since September 2017	3.2%	↑



ACTIVITY

Cumulative percentage of contracted UDA delivered 2018 & 2019



Adjusted Scheduled Activity (UDA)

Month	2018	2019
April	-280	1,377
May	2,180	3,639
June	4,233	5,665
July	7,091	8,420
August	9,702	10,806
September	12,281	13,001
October	15,029	
November	17,987	
December	20,413	
January	23,068	
February	26,681	
March	29,675	
April	30,943	
May	30,975	
June	30,977	

QUALITY

	Quantity	Base Number	Contract	AT	Region	England
% of FP17s for the same patient ID Re-attending within 3 months - Children	111	1,769	6.3%	12.0%	12.2%	11.6%
% of FP17s for the same patient ID Re-attending within 3 months - Adults	273	2,563	10.7%	16.0%	15.8%	15.5%
% of FP17s for the same patient ID Re-attending between 3 & 9 months - Children	777	1,769	43.9%	58.2%	60.3%	58.8%
% of FP17s for the same patient ID Re-attending between 3 & 9 months - Adults	1,049	2,563	40.9%	51.6%	53.5%	51.1%
% of FP17s for Band 1 Urgent Courses	122	4,003	3.0%	10.1%	9.1%	9.0%
% of FP17s Relating to Free Repair or Replacements	45	4,003	1.1%	0.8%	1.0%	0.8%
% of FP17s Relating to Continuations	64	4,003	1.6%	0.9%	1.0%	0.9%
% of Patients satisfied with the dentistry they have received	1	1	N/A	94.9%	93.6%	93.3%
% of Patients satisfied with the time they had to wait for an appointment	1	1	N/A	89.4%	89.8%	88.9%

* This is based on patients treated on this contract for their most recent course of treatment. Figures in italics indicate the base number of FP17s or Patient Questionnaire responses are less than 100. N/A is shown where the base number of responses is less than 10 during the period. % is calculated as Quantity/Base number*100

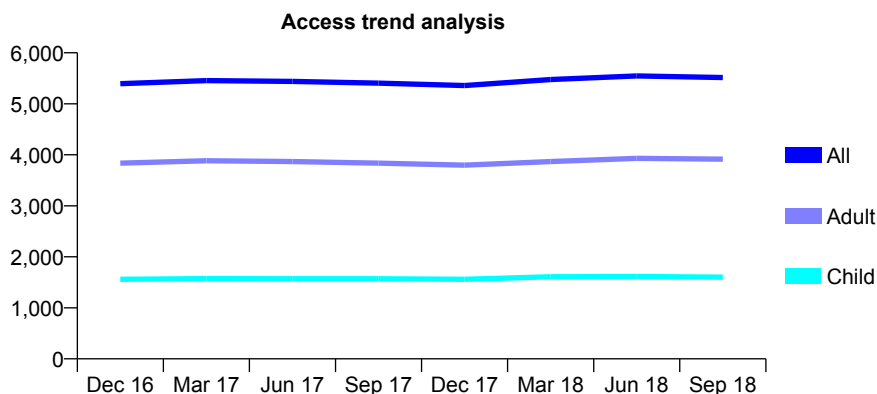
Q46 - Vital Signs At a Glance Contract Report for 190470/0004 - September 2018

Name or company name	G.k.A (1996) Ltd
Contract type name	GDS Contract
Purpose of contract	General
Contract start date	01/04/2008
Contract end date	

18/19 Contracted general activity (UDA)	15,529
Carry forward general activity (UDA)	0
18/19 Contracted orthodontic activity (UOA)	0
Carry forward orthodontic activity (UOA)	0
Baseline contract value	£478,445.75

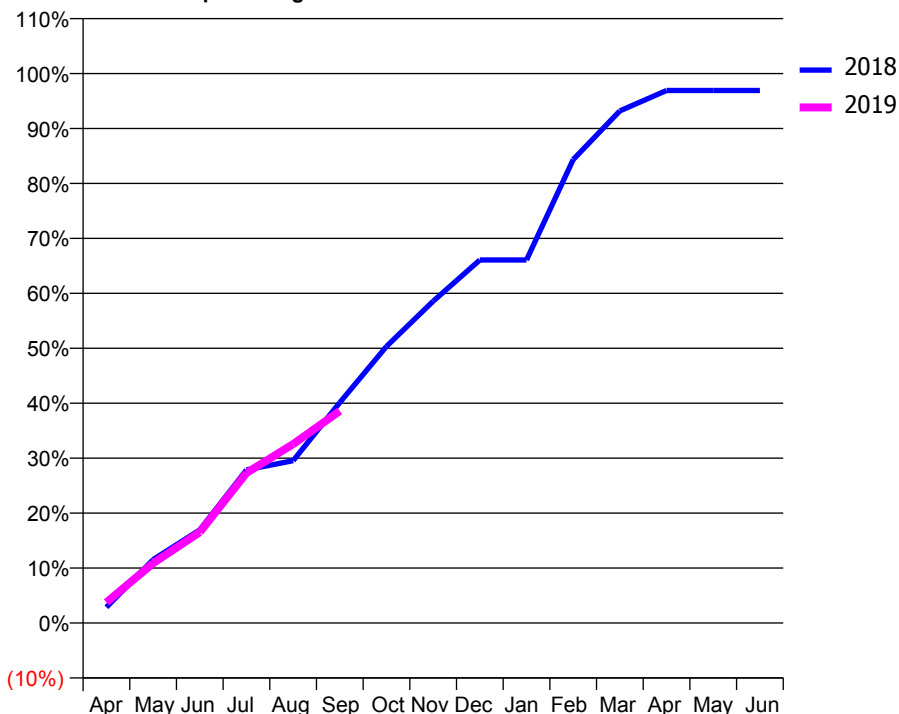
ACCESS*

Patients seen in 24 months	Total	Change since previous quarter
Quarter ending September 2017	5,406	
Quarter ending December 2017	5,358	→
Quarter ending March 2018	5,475	↑
Quarter ending June 2018	5,546	→
Quarter ending September 2018	5,515	→
Variance since September 2017	2.0%	↑



ACTIVITY

Cumulative percentage of contracted UDA delivered 2018 & 2019



Month	Adjusted Scheduled Activity (UDA)	
	2018	2019
April	445	584
May	1,791	1,690
June	2,633	2,567
July	4,327	4,242
August	4,586	5,055
September	6,232	5,995
October	7,816	
November	9,093	
December	10,261	
January	10,261	
February	13,096	
March	14,471	
April	15,048	
May	15,051	
June	15,050	

QUALITY

	Quantity	Base Number	Contract	AT	Region	England
% of FP17s for the same patient ID Re-attending within 3 months - Children	78	907	8.6%	12.0%	12.2%	11.6%
% of FP17s for the same patient ID Re-attending within 3 months - Adults	326	2,122	15.4%	16.0%	15.8%	15.5%
% of FP17s for the same patient ID Re-attending between 3 & 9 months - Children	444	907	49.0%	58.2%	60.3%	58.8%
% of FP17s for the same patient ID Re-attending between 3 & 9 months - Adults	942	2,122	44.4%	51.6%	53.5%	51.1%
% of FP17s for Band 1 Urgent Courses	264	2,752	9.6%	10.1%	9.1%	9.0%
% of FP17s Relating to Free Repair or Replacements	40	2,752	1.5%	0.8%	1.0%	0.8%
% of FP17s Relating to Continuations	28	2,752	1.0%	0.9%	1.0%	0.9%
% of Patients satisfied with the dentistry they have received	1	1	N/A	94.9%	93.6%	93.3%
% of Patients satisfied with the time they had to wait for an appointment	1	1	N/A	89.4%	89.8%	88.9%

* This is based on patients treated on this contract for their most recent course of treatment. Figures in italics indicate the base number of FP17s or Patient Questionnaire responses are less than 100. N/A is shown where the base number of responses is less than 10 during the period. % is calculated as Quantity/Base number*100

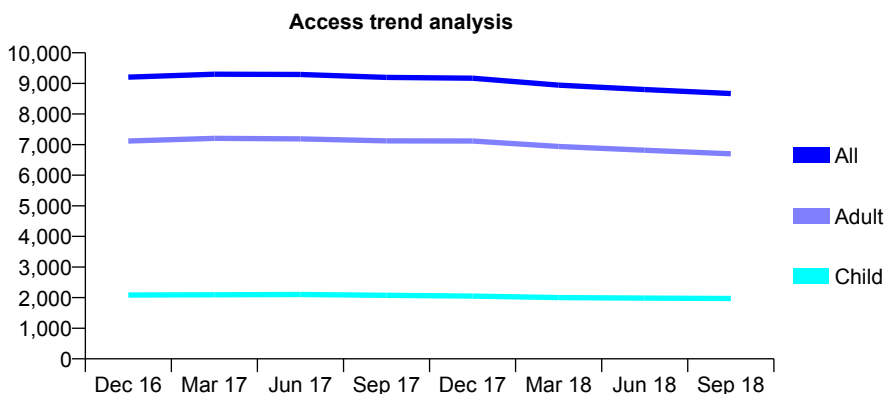
Q46 - Vital Signs At a Glance Contract Report for 190470/0005 - September 2018

Name or company name	G.k.A (1996) Ltd
Contract type name	GDS Contract
Purpose of contract	General
Contract start date	01/04/2008
Contract end date	

18/19 Contracted general activity (UDA)	23,132
Carry forward general activity (UDA)	0
18/19 Contracted orthodontic activity (UOA)	0
Carry forward orthodontic activity (UOA)	0
Baseline contract value	£686,934.79

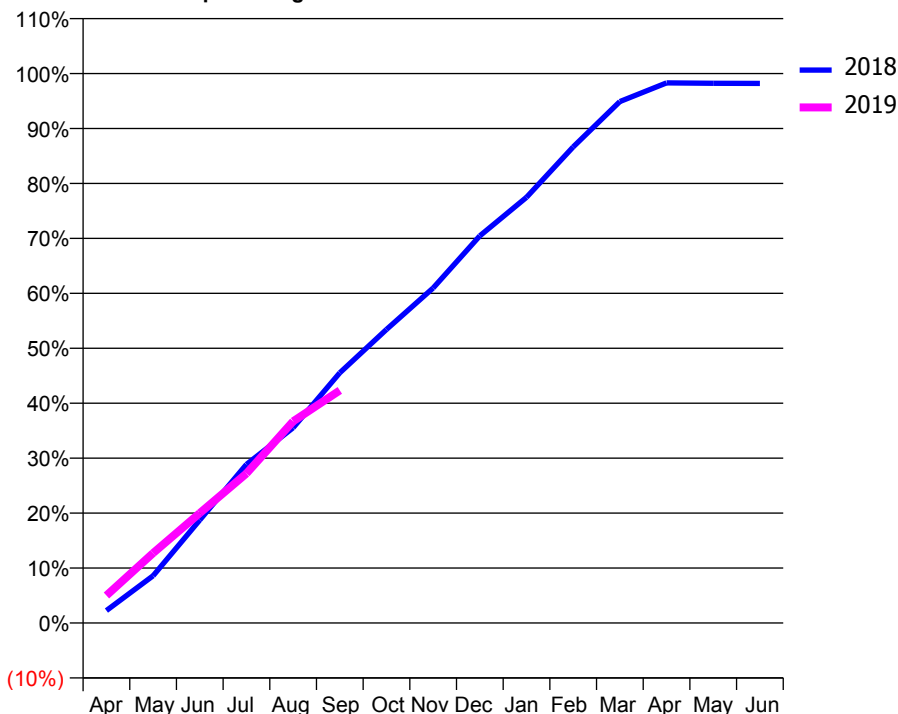
ACCESS*

Patients seen in 24 months	Total	Change since previous quarter
Quarter ending September 2017	9,196	
Quarter ending December 2017	9,168	→
Quarter ending March 2018	8,943	↓
Quarter ending June 2018	8,798	↓
Quarter ending September 2018	8,669	↓
Variance since September 2017	(5.7%)	↓



ACTIVITY

Cumulative percentage of contracted UDA delivered 2018 & 2019



Adjusted Scheduled Activity (UDA)

Month	2018	2019
April	526	1,156
May	1,990	2,943
June	4,335	4,630
July	6,676	6,296
August	8,219	8,491
September	10,536	9,792
October	12,358	
November	14,106	
December	16,296	
January	17,920	
February	20,043	
March	21,949	
April	22,737	
May	22,720	
June	22,716	

QUALITY

	Quantity	Base Number	Contract	AT	Region	England
% of FP17s for the same patient ID Re-attending within 3 months - Children	135	1,441	9.4%	12.0%	12.2%	11.6%
% of FP17s for the same patient ID Re-attending within 3 months - Adults	643	4,581	14.0%	16.0%	15.8%	15.5%
% of FP17s for the same patient ID Re-attending between 3 & 9 months - Children	826	1,441	57.3%	58.2%	60.3%	58.8%
% of FP17s for the same patient ID Re-attending between 3 & 9 months - Adults	2,583	4,581	56.4%	51.6%	53.5%	51.1%
% of FP17s for Band 1 Urgent Courses	306	5,595	5.5%	10.1%	9.1%	9.0%
% of FP17s Relating to Free Repair or Replacements	77	5,595	1.4%	0.8%	1.0%	0.8%
% of FP17s Relating to Continuations	36	5,595	0.6%	0.9%	1.0%	0.9%
% of Patients satisfied with the dentistry they have received	1	1	N/A	94.9%	93.6%	93.3%
% of Patients satisfied with the time they had to wait for an appointment	1	1	N/A	89.4%	89.8%	88.9%

* This is based on patients treated on this contract for their most recent course of treatment. Figures in italics indicate the base number of FP17s or Patient Questionnaire responses are less than 100. N/A is shown where the base number of responses is less than 10 during the period. % is calculated as Quantity/Base number*100

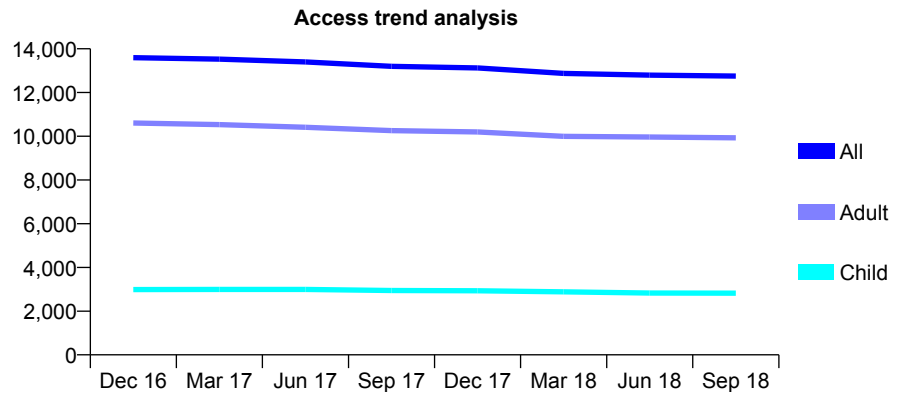
Q46 - Vital Signs At a Glance Contract Report for 190470/0007 - September 2018

Name or company name	G.k.A (1996) Ltd
Contract type name	GDS Contract
Purpose of contract	General and Orthodontic
Contract start date	01/05/2009
Contract end date	

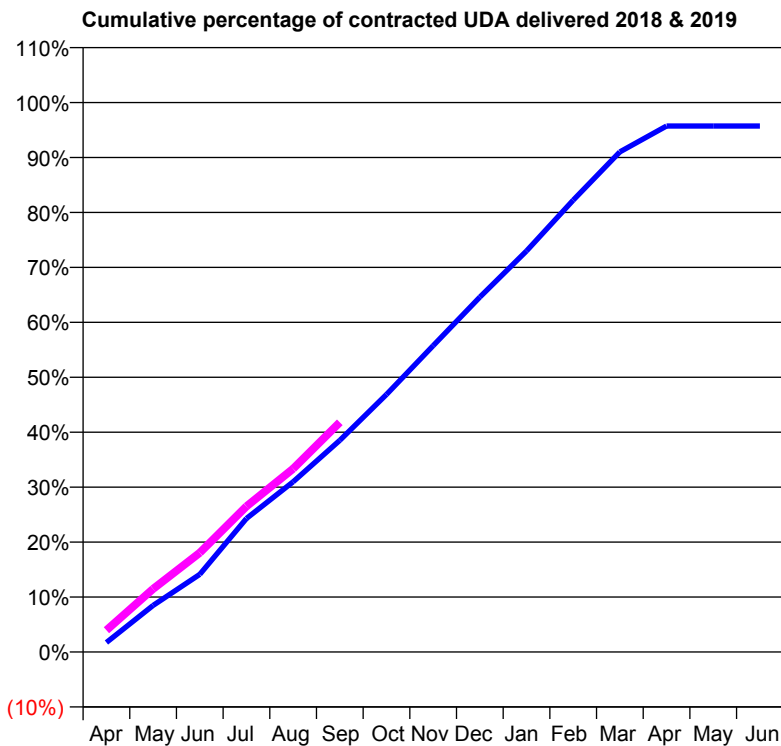
18/19 Contracted general activity (UDA)	40,268
Carry forward general activity (UDA)	0
18/19 Contracted orthodontic activity (UOA)	2,541
Carry forward orthodontic activity (UOA)	0
Baseline contract value	£1,292,765.85

ACCESS*

Patients seen in 24 months	Total	Change since previous quarter
Quarter ending September 2017	13,200	
Quarter ending December 2017	13,126	→
Quarter ending March 2018	12,875	↓
Quarter ending June 2018	12,795	→
Quarter ending September 2018	12,754	→
Variance since September 2017	(3.4%)	↓



ACTIVITY



Month	Adjusted Scheduled Activity (UDA)	
	2018	2019
April	702	1,600
May	3,410	4,626
June	5,688	7,274
July	9,787	10,674
August	12,470	13,428
September	15,514	16,830
October	18,871	
November	22,455	
December	26,009	
January	29,389	
February	33,114	
March	36,652	
April	38,543	
May	38,547	
June	38,546	

QUALITY

	Quantity	Base Number	Contract	AT	Region	England
% of FP17s for the same patient ID Re-attending within 3 months - Children	253	2,113	12.0%	12.0%	12.2%	11.6%
% of FP17s for the same patient ID Re-attending within 3 months - Adults	1,002	6,683	15.0%	16.0%	15.8%	15.5%
% of FP17s for the same patient ID Re-attending between 3 & 9 months - Children	1,089	2,113	51.5%	58.2%	60.3%	58.8%
% of FP17s for the same patient ID Re-attending between 3 & 9 months - Adults	3,446	6,683	51.6%	51.6%	53.5%	51.1%
% of FP17s for Band 1 Urgent Courses	648	7,854	8.3%	10.1%	9.1%	9.0%
% of FP17s Relating to Free Repair or Replacements	158	7,854	2.0%	0.8%	1.0%	0.8%
% of FP17s Relating to Continuations	73	7,854	0.9%	0.9%	1.0%	0.9%
% of Patients satisfied with the dentistry they have received	3	3	N/A	94.9%	93.6%	93.3%
% of Patients satisfied with the time they had to wait for an appointment	3	3	N/A	89.4%	89.8%	88.9%

* This is based on patients treated on this contract for their most recent course of treatment. Figures in italics indicate the base number of FP17s or Patient Questionnaire responses are less than 100. N/A is shown where the base number of responses is less than 10 during the period. % is calculated as Quantity/Base number*100

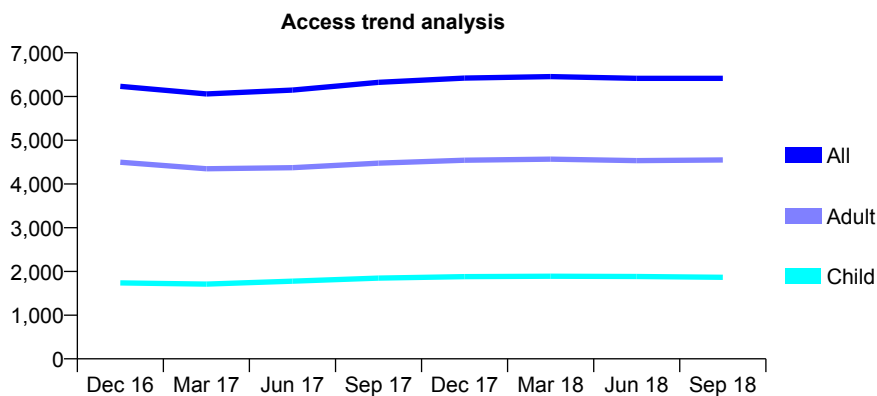
Q46 - Vital Signs At a Glance Contract Report for 191515/0001 - September 2018

Name or company name	Birch Dental Practice
Contract type name	GDS Contract
Purpose of contract	General
Contract start date	01/05/2014
Contract end date	

18/19 Contracted general activity (UDA)	20,344
Carry forward general activity (UDA)	0
18/19 Contracted orthodontic activity (UOA)	0
Carry forward orthodontic activity (UOA)	0
Baseline contract value	£631,002.86

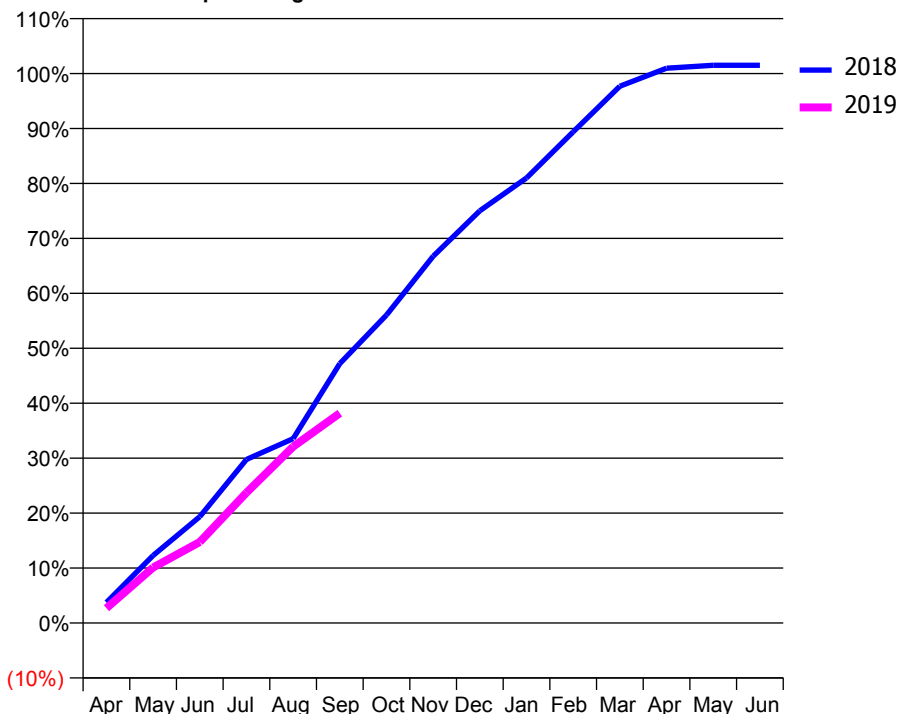
ACCESS*

Patients seen in 24 months	Total	Change since previous quarter
Quarter ending September 2017	6,323	
Quarter ending December 2017	6,422	→
Quarter ending March 2018	6,457	→
Quarter ending June 2018	6,417	→
Quarter ending September 2018	6,415	→
Variance since September 2017	1.5%	→



ACTIVITY

Cumulative percentage of contracted UDA delivered 2018 & 2019



Month	Adjusted Scheduled Activity (UDA)	
	2018	2019
April	764	551
May	2,501	2,057
June	3,937	2,998
July	6,053	4,825
August	6,826	6,527
September	9,603	7,768
October	11,404	
November	13,577	
December	15,264	
January	16,477	
February	18,184	
March	19,876	
April	20,542	
May	20,646	
June	20,646	

QUALITY

	Quantity	Base Number	Contract	AT	Region	England
% of FP17s for the same patient ID Re-attending within 3 months - Children	84	912	9.2%	12.0%	12.2%	11.6%
% of FP17s for the same patient ID Re-attending within 3 months - Adults	402	2,161	18.6%	16.0%	15.8%	15.5%
% of FP17s for the same patient ID Re-attending between 3 & 9 months - Children	288	912	31.6%	58.2%	60.3%	58.8%
% of FP17s for the same patient ID Re-attending between 3 & 9 months - Adults	632	2,161	29.2%	51.6%	53.5%	51.1%
% of FP17s for Band 1 Urgent Courses	208	2,361	8.8%	10.1%	9.1%	9.0%
% of FP17s Relating to Free Repair or Replacements	14	2,361	0.6%	0.8%	1.0%	0.8%
% of FP17s Relating to Continuations	51	2,361	2.2%	0.9%	1.0%	0.9%
% of Patients satisfied with the dentistry they have received	1	1	N/A	94.9%	93.6%	93.3%
% of Patients satisfied with the time they had to wait for an appointment	1	1	N/A	89.4%	89.8%	88.9%

* This is based on patients treated on this contract for their most recent course of treatment. Figures in italics indicate the base number of FP17s or Patient Questionnaire responses are less than 100. N/A is shown where the base number of responses is less than 10 during the period. % is calculated as Quantity/Base number*100

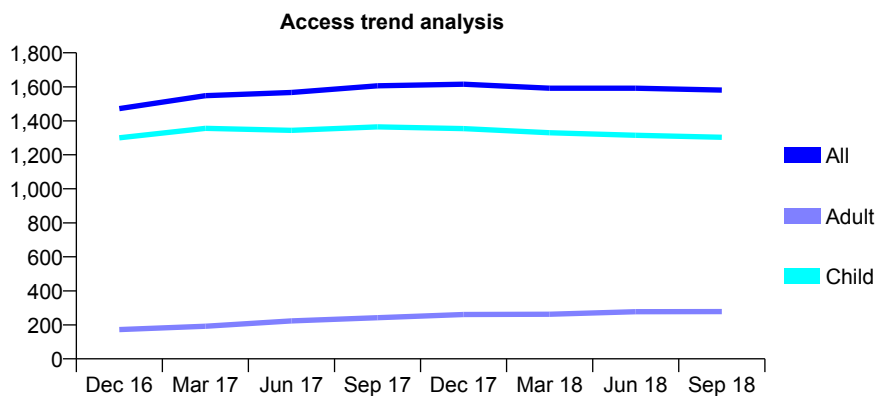
Q46 - Vital Signs At a Glance Contract Report for 191574/0001 - September 2018

Name or company name	Steven Bate
Contract type name	GDS Contract
Purpose of contract	General
Contract start date	01/08/2015
Contract end date	

18/19 Contracted general activity (UDA)	4,200
Carry forward general activity (UDA)	0
18/19 Contracted orthodontic activity (UOA)	0
Carry forward orthodontic activity (UOA)	0
Baseline contract value	£119,137.39

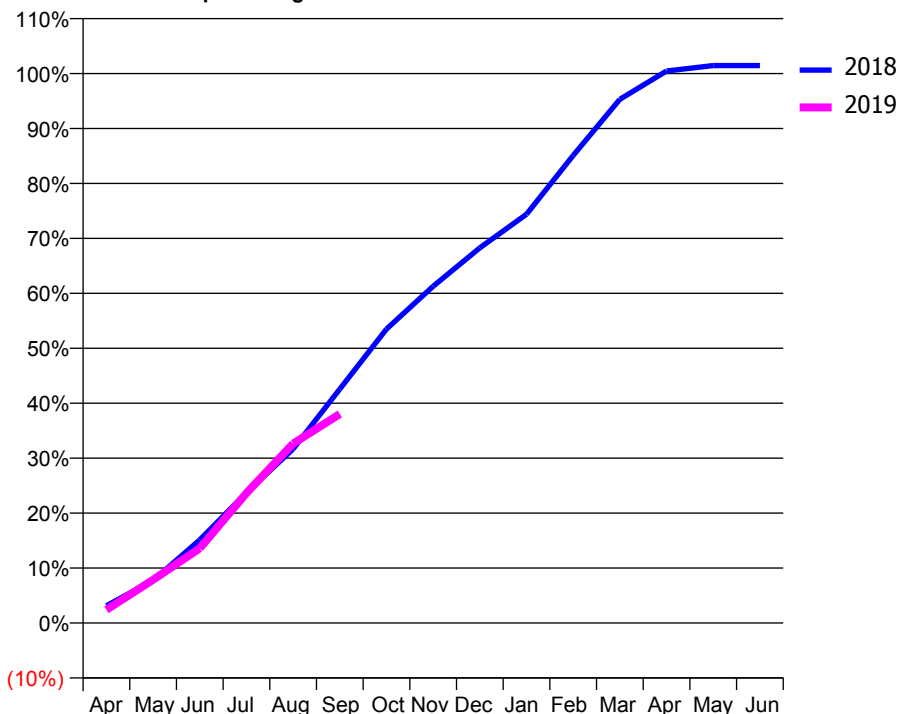
ACCESS*

Patients seen in 24 months	Total	Change since previous quarter
Quarter ending September 2017	1,606	
Quarter ending December 2017	1,615	→
Quarter ending March 2018	1,592	↓
Quarter ending June 2018	1,592	→
Quarter ending September 2018	1,581	→
Variance since September 2017	(1.6%)	↓



ACTIVITY

Cumulative percentage of contracted UDA delivered 2018 & 2019



Month	Adjusted Scheduled Activity (UDA)	
	2018	2019
April	132	102
May	326	331
June	636	571
July	996	993
August	1,330	1,371
September	1,788	1,597
October	2,247	
November	2,574	
December	2,868	
January	3,124	
February	3,574	
March	4,003	
April	4,219	
May	4,261	
June	4,261	

QUALITY

	Quantity	Base Number	Contract	AT	Region	England
% of FP17s for the same patient ID Re-attending within 3 months - Children	236	1,298	18.2%	12.0%	12.2%	11.6%
% of FP17s for the same patient ID Re-attending within 3 months - Adults	13	154	8.4%	16.0%	15.8%	15.5%
% of FP17s for the same patient ID Re-attending between 3 & 9 months - Children	896	1,298	69.0%	58.2%	60.3%	58.8%
% of FP17s for the same patient ID Re-attending between 3 & 9 months - Adults	111	154	72.1%	51.6%	53.5%	51.1%
% of FP17s for Band 1 Urgent Courses	41	1,234	3.3%	10.1%	9.1%	9.0%
% of FP17s Relating to Free Repair or Replacements	2	1,234	0.2%	0.8%	1.0%	0.8%
% of FP17s Relating to Continuations	1	1,234	0.1%	0.9%	1.0%	0.9%
% of Patients satisfied with the dentistry they have received	1	1	N/A	94.9%	93.6%	93.3%
% of Patients satisfied with the time they had to wait for an appointment	0	1	N/A	89.4%	89.8%	88.9%

* This is based on patients treated on this contract for their most recent course of treatment. Figures in italics indicate the base number of FP17s or Patient Questionnaire responses are less than 100. N/A is shown where the base number of responses is less than 10 during the period. % is calculated as Quantity/Base number*100

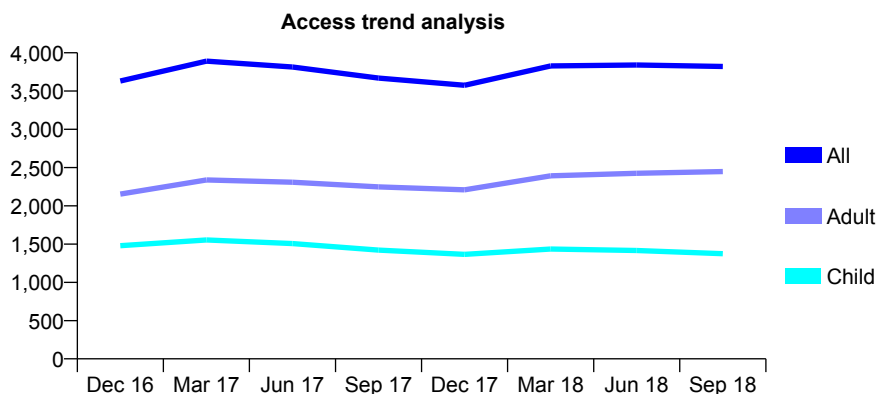
Q46 - Vital Signs At a Glance Contract Report for 191809/0001 - September 2018

Name or company name	Swinton Practice Ltd
Contract type name	GDS Contract
Purpose of contract	General
Contract start date	01/07/2010
Contract end date	31/08/2018

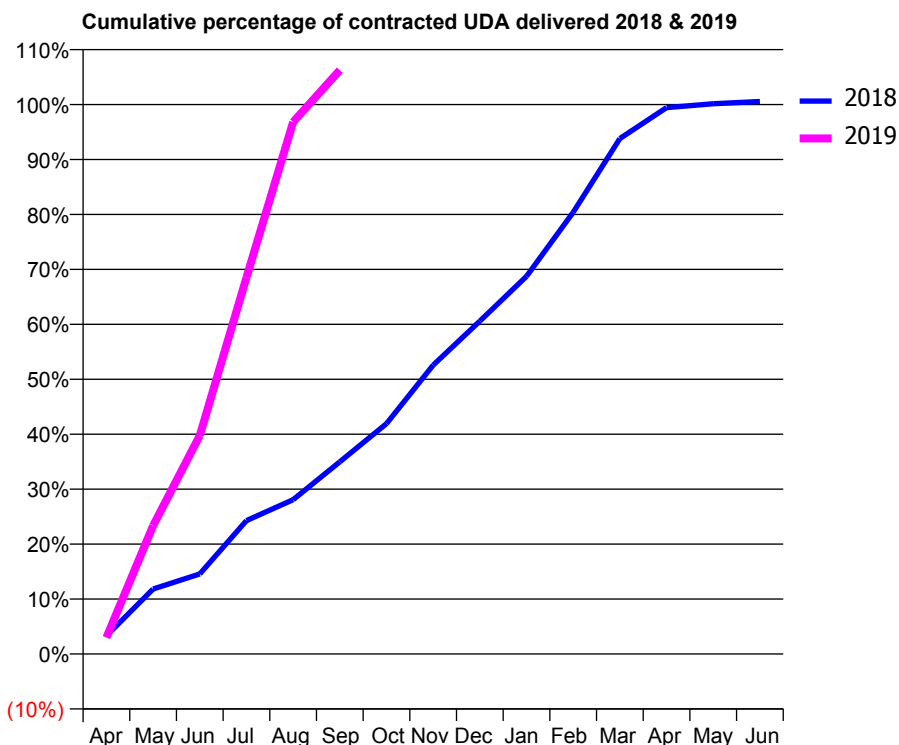
18/19 Contracted general activity (UDA)	5,028
Carry forward general activity (UDA)	0
18/19 Contracted orthodontic activity (UOA)	0
Carry forward orthodontic activity (UOA)	0
Baseline contract value	£133,160.36

ACCESS*

Patients seen in 24 months	Total	Change since previous quarter
Quarter ending September 2017	3,669	
Quarter ending December 2017	3,576	↓
Quarter ending March 2018	3,829	↑
Quarter ending June 2018	3,841	→
Quarter ending September 2018	3,822	→
Variance since September 2017	4.2%	↑



ACTIVITY



Month	Adjusted Scheduled Activity (UDA)	
	2018	2019
April	400	151
May	1,427	1,174
June	1,758	1,999
July	2,930	3,445
August	3,390	4,867
September	4,219	5,343
October	5,058	
November	6,343	
December	7,309	
January	8,294	
February	9,701	
March	11,318	
April	11,998	
May	12,083	
June	12,131	

QUALITY

	Quantity	Base Number	Contract	AT	Region	England
% of FP17s for the same patient ID Re-attending within 3 months - Children	53	864	6.1%	12.0%	12.2%	11.6%
% of FP17s for the same patient ID Re-attending within 3 months - Adults	110	1,315	8.4%	16.0%	15.8%	15.5%
% of FP17s for the same patient ID Re-attending between 3 & 9 months - Children	348	864	40.3%	58.2%	60.3%	58.8%
% of FP17s for the same patient ID Re-attending between 3 & 9 months - Adults	428	1,315	32.5%	51.6%	53.5%	51.1%
% of FP17s for Band 1 Urgent Courses	81	1,938	4.2%	10.1%	9.1%	9.0%
% of FP17s Relating to Free Repair or Replacements	4	1,938	0.2%	0.8%	1.0%	0.8%
% of FP17s Relating to Continuations	12	1,938	0.6%	0.9%	1.0%	0.9%
% of Patients satisfied with the dentistry they have received	1	1	N/A	94.9%	93.6%	93.3%
% of Patients satisfied with the time they had to wait for an appointment	1	1	N/A	89.4%	89.8%	88.9%

* This is based on patients treated on this contract for their most recent course of treatment. Figures in italics indicate the base number of FP17s or Patient Questionnaire responses are less than 100. N/A is shown where the base number of responses is less than 10 during the period. % is calculated as Quantity/Base number*100

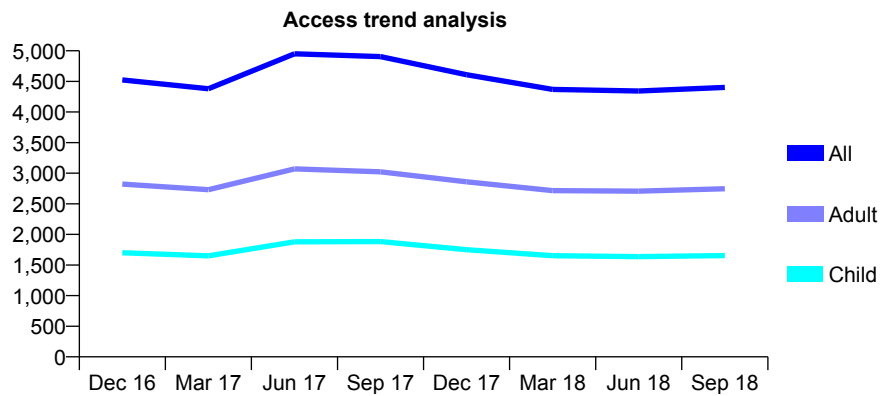
Q46 - Vital Signs At a Glance Contract Report for 191809/0002 - September 2018

Name or company name	Swinton Practice Ltd
Contract type name	GDS Contract
Purpose of contract	General
Contract start date	01/07/2010
Contract end date	

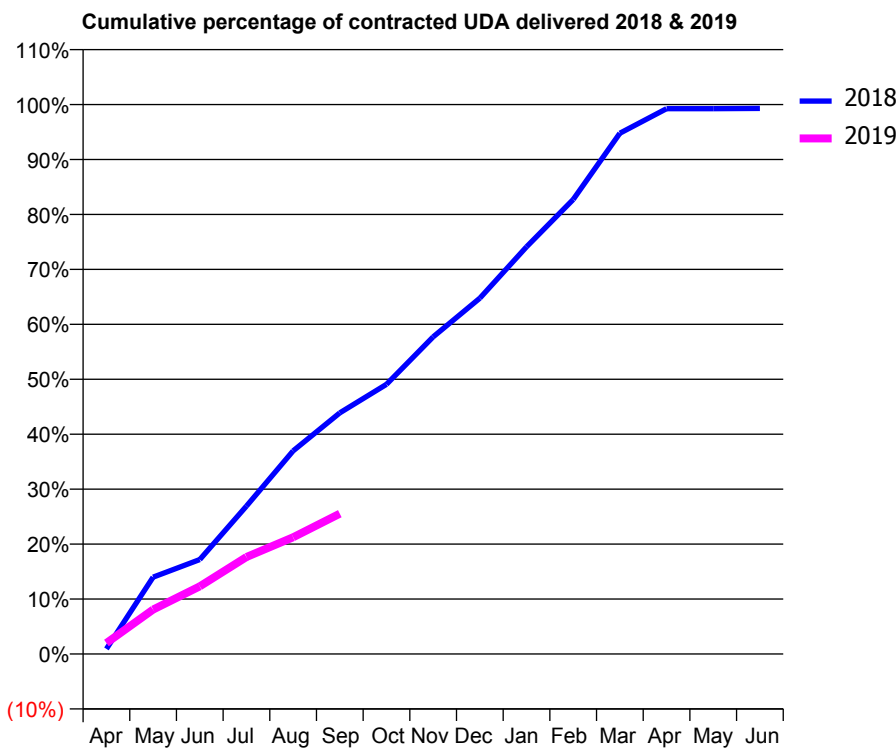
18/19 Contracted general activity (UDA)	23,332
Carry forward general activity (UDA)	0
18/19 Contracted orthodontic activity (UOA)	0
Carry forward orthodontic activity (UOA)	0
Baseline contract value	£638,982.75

ACCESS*

Patients seen in 24 months	Total	Change since previous quarter
Quarter ending September 2017	4,906	
Quarter ending December 2017	4,610	↓
Quarter ending March 2018	4,369	↓
Quarter ending June 2018	4,344	→
Quarter ending September 2018	4,401	→
Variance since September 2017	(10.3%)	↓



ACTIVITY



Month	Adjusted Scheduled Activity (UDA)	
	2018	2019
April	136	467
May	2,059	1,889
June	2,531	2,872
July	3,965	4,118
August	5,442	4,958
September	6,462	5,956
October	7,227	
November	8,496	
December	9,532	
January	10,907	
February	12,177	
March	13,950	
April	14,608	
May	14,610	
June	14,617	

QUALITY

	Quantity	Base Number	Contract	AT	Region	England
% of FP17s for the same patient ID Re-attending within 3 months - Children	114	1,141	10.0%	12.0%	12.2%	11.6%
% of FP17s for the same patient ID Re-attending within 3 months - Adults	269	1,658	16.2%	16.0%	15.8%	15.5%
% of FP17s for the same patient ID Re-attending between 3 & 9 months - Children	555	1,141	48.6%	58.2%	60.3%	58.8%
% of FP17s for the same patient ID Re-attending between 3 & 9 months - Adults	544	1,658	32.8%	51.6%	53.5%	51.1%
% of FP17s for Band 1 Urgent Courses	261	2,480	10.5%	10.1%	9.1%	9.0%
% of FP17s Relating to Free Repair or Replacements	10	2,480	0.4%	0.8%	1.0%	0.8%
% of FP17s Relating to Continuations	16	2,480	0.6%	0.9%	1.0%	0.9%
% of Patients satisfied with the dentistry they have received	2	2	N/A	94.9%	93.6%	93.3%
% of Patients satisfied with the time they had to wait for an appointment	2	2	N/A	89.4%	89.8%	88.9%

* This is based on patients treated on this contract for their most recent course of treatment. Figures in italics indicate the base number of FP17s or Patient Questionnaire responses are less than 100. N/A is shown where the base number of responses is less than 10 during the period. % is calculated as Quantity/Base number*100

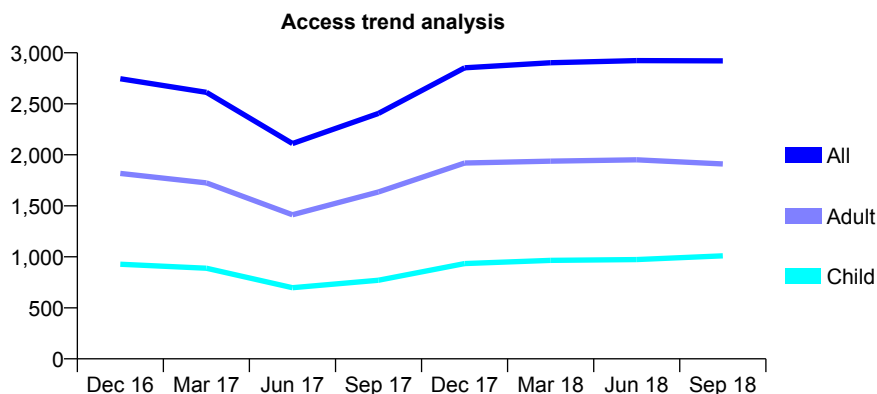
Q46 - Vital Signs At a Glance Contract Report for 191809/0003 - September 2018

Name or company name	Swinton Practice Ltd
Contract type name	GDS Contract
Purpose of contract	General
Contract start date	01/07/2010
Contract end date	31/08/2018

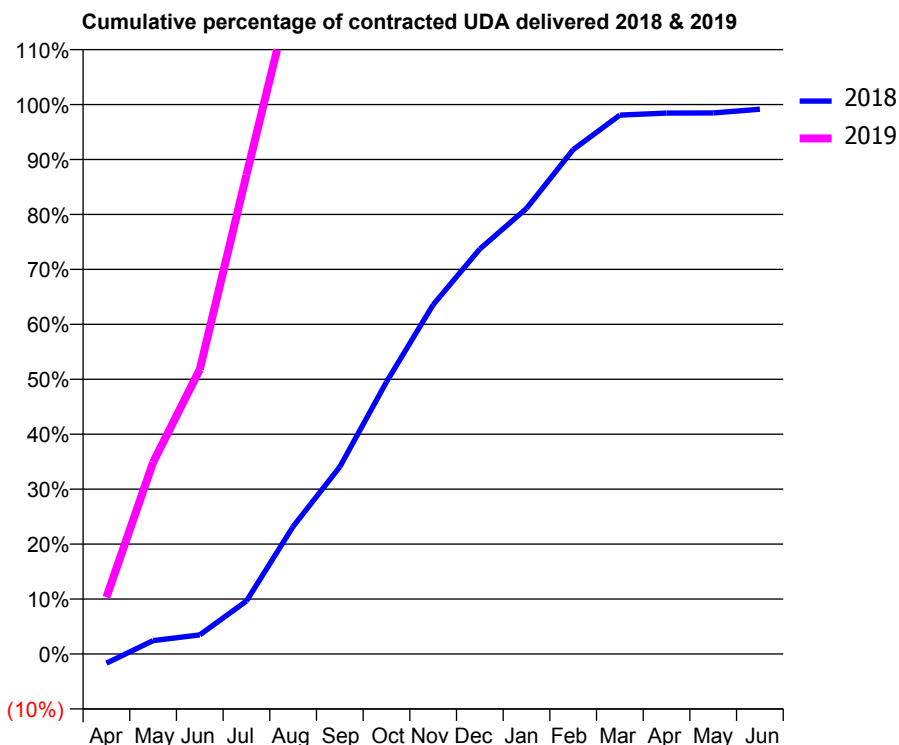
18/19 Contracted general activity (UDA)	3,267
Carry forward general activity (UDA)	0
18/19 Contracted orthodontic activity (UOA)	0
Carry forward orthodontic activity (UOA)	0
Baseline contract value	£69,881.34

ACCESS*

Patients seen in 24 months	Total	Change since previous quarter
Quarter ending September 2017	2,406	
Quarter ending December 2017	2,853	↑
Quarter ending March 2018	2,903	→
Quarter ending June 2018	2,924	→
Quarter ending September 2018	2,921	→
Variance since September 2017	21.4%	↑



ACTIVITY



Month	Adjusted Scheduled Activity (UDA)	
	2018	2019
April	-132	337
May	191	1,140
June	273	1,692
July	756	2,849
August	1,820	3,981
September	2,670	4,264
October	3,882	
November	4,983	
December	5,778	
January	6,358	
February	7,196	
March	7,690	
April	7,718	
May	7,719	
June	7,772	

QUALITY

	Quantity	Base Number	Contract	AT	Region	England
% of FP17s for the same patient ID Re-attending within 3 months - Children	20	633	3.2%	12.0%	12.2%	11.6%
% of FP17s for the same patient ID Re-attending within 3 months - Adults	90	1,123	8.0%	16.0%	15.8%	15.5%
% of FP17s for the same patient ID Re-attending between 3 & 9 months - Children	239	633	37.8%	58.2%	60.3%	58.8%
% of FP17s for the same patient ID Re-attending between 3 & 9 months - Adults	391	1,123	34.8%	51.6%	53.5%	51.1%
% of FP17s for Band 1 Urgent Courses	130	1,714	7.6%	10.1%	9.1%	9.0%
% of FP17s Relating to Free Repair or Replacements	5	1,714	0.3%	0.8%	1.0%	0.8%
% of FP17s Relating to Continuations	6	1,714	0.4%	0.9%	1.0%	0.9%
% of Patients satisfied with the dentistry they have received	3	3	N/A	94.9%	93.6%	93.3%
% of Patients satisfied with the time they had to wait for an appointment	3	3	N/A	89.4%	89.8%	88.9%

* This is based on patients treated on this contract for their most recent course of treatment. Figures in italics indicate the base number of FP17s or Patient Questionnaire responses are less than 100. N/A is shown where the base number of responses is less than 10 during the period. % is calculated as Quantity/Base number*100

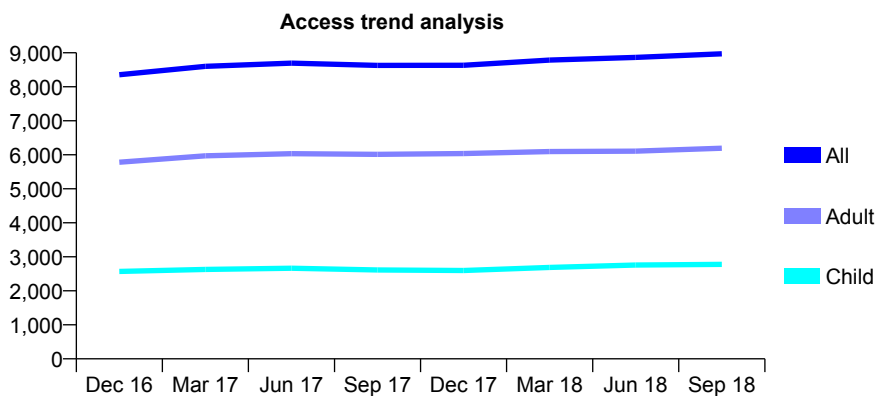
Q46 - Vital Signs At a Glance Contract Report for 192007/0001 - September 2018

Name or company name	M60 Dental Care, Mrs D Doyle
Contract type name	GDS Contract
Purpose of contract	General
Contract start date	01/10/2014
Contract end date	

18/19 Contracted general activity (UDA)	24,397
Carry forward general activity (UDA)	0
18/19 Contracted orthodontic activity (UOA)	0
Carry forward orthodontic activity (UOA)	0
Baseline contract value	£664,702.67

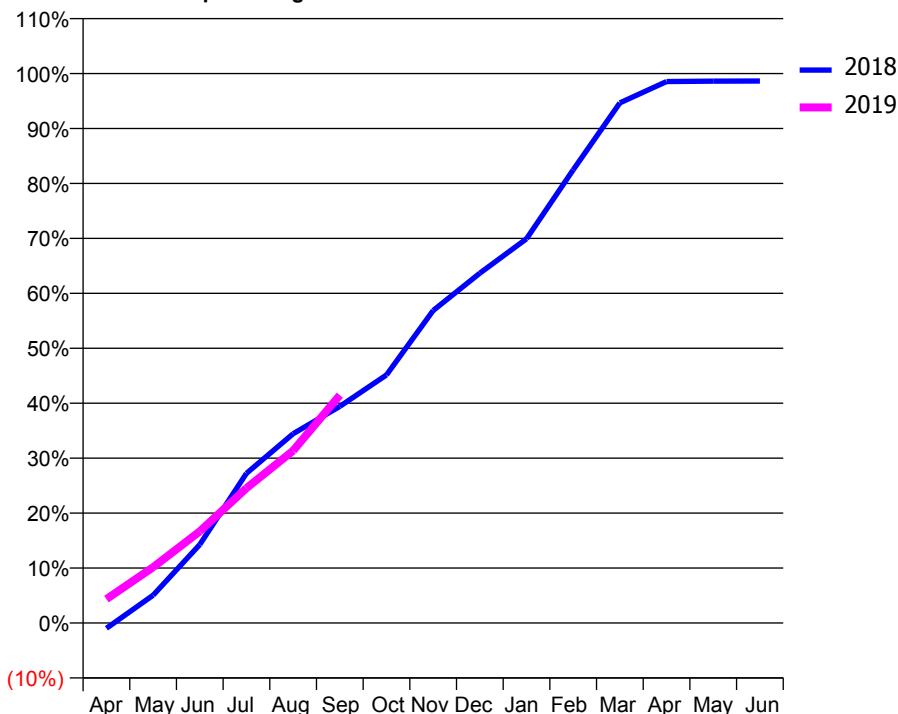
ACCESS*

Patients seen in 24 months	Total	Change since previous quarter
Quarter ending September 2017	8,630	
Quarter ending December 2017	8,634	→
Quarter ending March 2018	8,786	→
Quarter ending June 2018	8,866	→
Quarter ending September 2018	8,971	→
Variance since September 2017	4.0%	↑



ACTIVITY

Cumulative percentage of contracted UDA delivered 2018 & 2019



Month	2018	2019
April	-241	1,063
May	1,233	2,477
June	3,481	4,073
July	6,648	5,986
August	8,402	7,652
September	9,618	10,116
October	11,013	
November	13,874	
December	15,533	
January	17,057	
February	20,123	
March	23,093	
April	24,042	
May	24,059	
June	24,062	

QUALITY

	Quantity	Base Number	Contract	AT	Region	England
% of FP17s for the same patient ID Re-attending within 3 months - Children	182	1,980	9.2%	12.0%	12.2%	11.6%
% of FP17s for the same patient ID Re-attending within 3 months - Adults	596	3,794	15.7%	16.0%	15.8%	15.5%
% of FP17s for the same patient ID Re-attending between 3 & 9 months - Children	1,085	1,980	54.8%	58.2%	60.3%	58.8%
% of FP17s for the same patient ID Re-attending between 3 & 9 months - Adults	1,824	3,794	48.1%	51.6%	53.5%	51.1%
% of FP17s for Band 1 Urgent Courses	562	5,311	10.6%	10.1%	9.1%	9.0%
% of FP17s Relating to Free Repair or Replacements	53	5,311	1.0%	0.8%	1.0%	0.8%
% of FP17s Relating to Continuations	78	5,311	1.5%	0.9%	1.0%	0.9%
% of Patients satisfied with the dentistry they have received	9	9	N/A	94.9%	93.6%	93.3%
% of Patients satisfied with the time they had to wait for an appointment	9	9	N/A	89.4%	89.8%	88.9%

* This is based on patients treated on this contract for their most recent course of treatment. Figures in italics indicate the base number of FP17s or Patient Questionnaire responses are less than 100. N/A is shown where the base number of responses is less than 10 during the period. % is calculated as Quantity/Base number*100

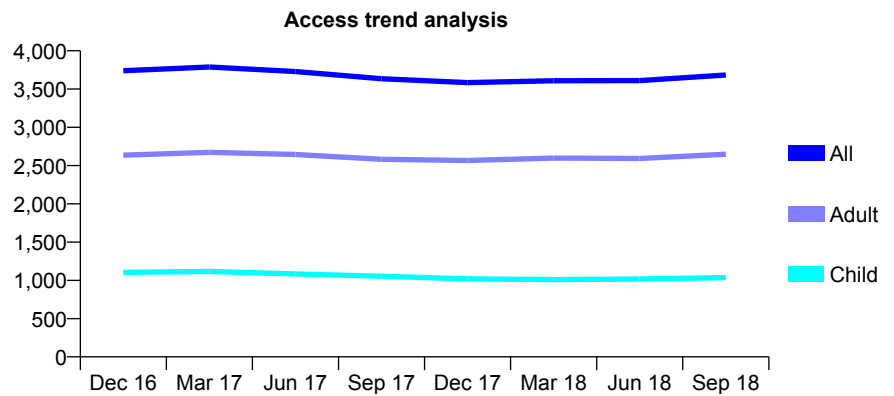
Q46 - Vital Signs At a Glance Contract Report for 193453/0001 - September 2018

Name or company name	ICS Dental Ltd
Contract type name	GDS Contract
Purpose of contract	General
Contract start date	01/12/2013
Contract end date	

18/19 Contracted general activity (UDA)	8,000
Carry forward general activity (UDA)	0
18/19 Contracted orthodontic activity (UOA)	0
Carry forward orthodontic activity (UOA)	0
Baseline contract value	£223,859.53

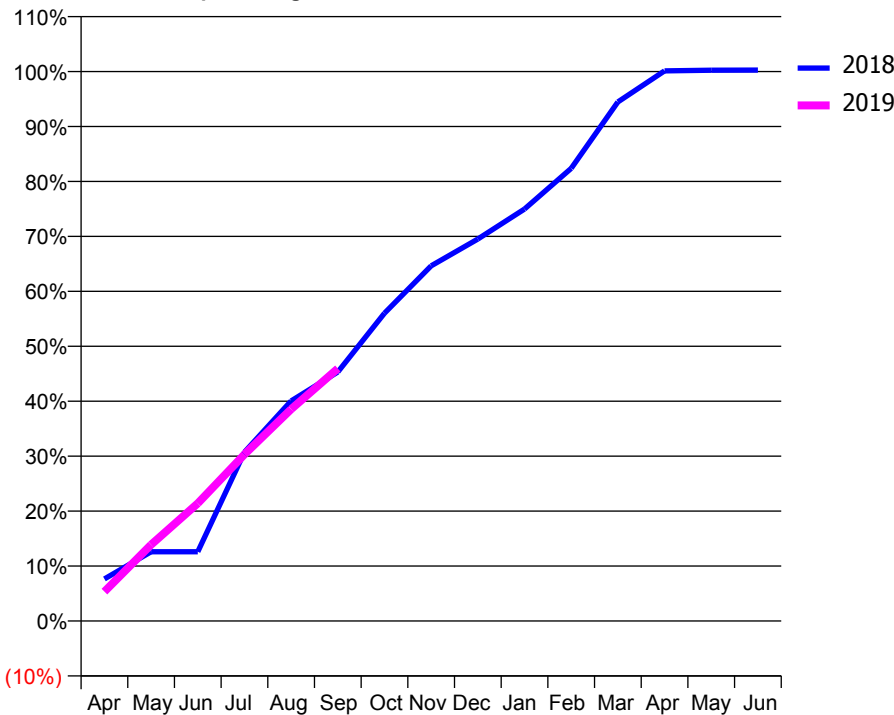
ACCESS*

Patients seen in 24 months	Total	Change since previous quarter
Quarter ending September 2017	3,635	
Quarter ending December 2017	3,584	↓
Quarter ending March 2018	3,608	→
Quarter ending June 2018	3,610	→
Quarter ending September 2018	3,684	↑
Variance since September 2017	1.3%	→



ACTIVITY

Cumulative percentage of contracted UDA delivered 2018 & 2019



Month	Adjusted Scheduled Activity (UDA)	
	2018	2019
April	612	428
May	1,008	1,112
June	1,008	1,714
July	2,459	2,426
August	3,205	3,084
September	3,625	3,675
October	4,482	
November	5,171	
December	5,561	
January	5,997	
February	6,589	
March	7,558	
April	8,008	
May	8,019	
June	8,021	

QUALITY

	Quantity	Base Number	Contract	AT	Region	England
% of FP17s for the same patient ID Re-attending within 3 months - Children	70	919	7.6%	12.0%	12.2%	11.6%
% of FP17s for the same patient ID Re-attending within 3 months - Adults	224	1,912	11.7%	16.0%	15.8%	15.5%
% of FP17s for the same patient ID Re-attending between 3 & 9 months - Children	657	919	71.5%	58.2%	60.3%	58.8%
% of FP17s for the same patient ID Re-attending between 3 & 9 months - Adults	883	1,912	46.2%	51.6%	53.5%	51.1%
% of FP17s for Band 1 Urgent Courses	198	2,166	9.1%	10.1%	9.1%	9.0%
% of FP17s Relating to Free Repair or Replacements	8	2,166	0.4%	0.8%	1.0%	0.8%
% of FP17s Relating to Continuations	9	2,166	0.4%	0.9%	1.0%	0.9%
% of Patients satisfied with the dentistry they have received	2	3	N/A	94.9%	93.6%	93.3%
% of Patients satisfied with the time they had to wait for an appointment	1	3	N/A	89.4%	89.8%	88.9%

* This is based on patients treated on this contract for their most recent course of treatment. Figures in italics indicate the base number of FP17s or Patient Questionnaire responses are less than 100. N/A is shown where the base number of responses is less than 10 during the period. % is calculated as Quantity/Base number*100

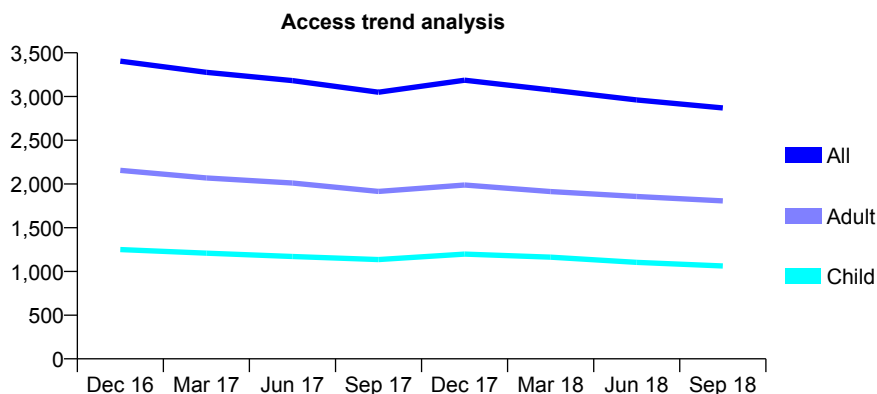
Q46 - Vital Signs At a Glance Contract Report for 194093/0001 - September 2018

Name or company name	Ravat and Ray Dental Care (Fitton Hill) Ltd
Contract type name	GDS Contract
Purpose of contract	General
Contract start date	01/10/2013
Contract end date	

18/19 Contracted general activity (UDA)	10,000
Carry forward general activity (UDA)	0
18/19 Contracted orthodontic activity (UOA)	0
Carry forward orthodontic activity (UOA)	0
Baseline contract value	£303,720.69

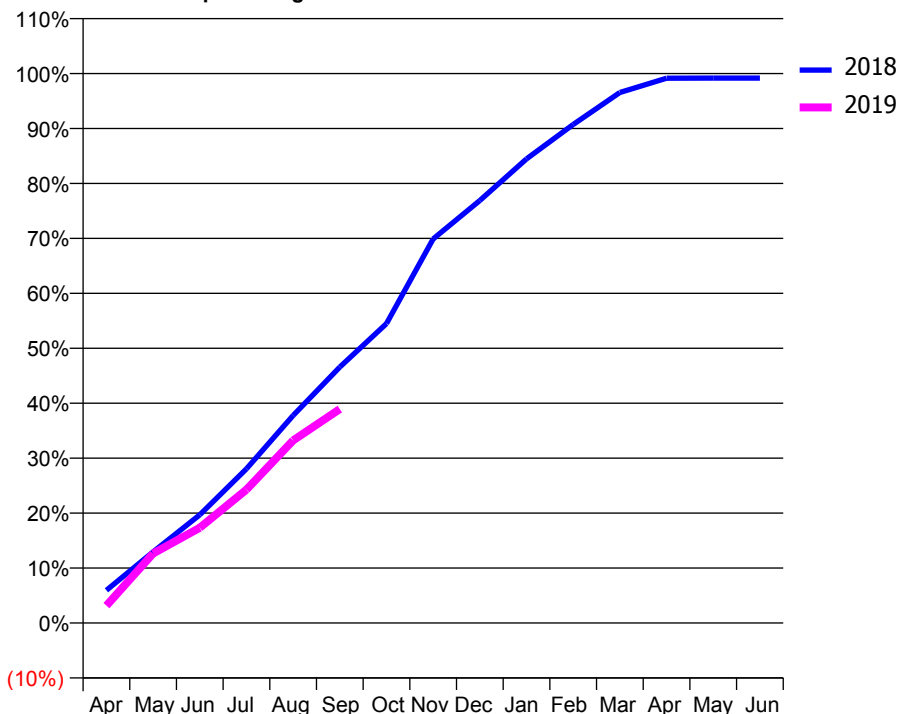
ACCESS*

Patients seen in 24 months	Total	Change since previous quarter
Quarter ending September 2017	3,050	
Quarter ending December 2017	3,186	↑
Quarter ending March 2018	3,076	↓
Quarter ending June 2018	2,961	↓
Quarter ending September 2018	2,869	↓
Variance since September 2017	(5.9%)	↓



ACTIVITY

Cumulative percentage of contracted UDA delivered 2018 & 2019



Adjusted Scheduled Activity (UDA)

Month	2018	2019
April	596	317
May	1,296	1,265
June	1,969	1,735
July	2,807	2,428
August	3,777	3,324
September	4,659	3,895
October	5,450	
November	6,989	
December	7,689	
January	8,446	
February	9,072	
March	9,654	
April	9,915	
May	9,916	
June	9,916	

QUALITY

	Quantity	Base Number	Contract	AT	Region	England
% of FP17s for the same patient ID Re-attending within 3 months - Children	67	929	7.2%	12.0%	12.2%	11.6%
% of FP17s for the same patient ID Re-attending within 3 months - Adults	168	1,326	12.7%	16.0%	15.8%	15.5%
% of FP17s for the same patient ID Re-attending between 3 & 9 months - Children	603	929	64.9%	58.2%	60.3%	58.8%
% of FP17s for the same patient ID Re-attending between 3 & 9 months - Adults	778	1,326	58.7%	51.6%	53.5%	51.1%
% of FP17s for Band 1 Urgent Courses	144	2,149	6.7%	10.1%	9.1%	9.0%
% of FP17s Relating to Free Repair or Replacements	16	2,149	0.7%	0.8%	1.0%	0.8%
% of FP17s Relating to Continuations	5	2,149	0.2%	0.9%	1.0%	0.9%
% of Patients satisfied with the dentistry they have received	1	1	N/A	94.9%	93.6%	93.3%
% of Patients satisfied with the time they had to wait for an appointment	1	1	N/A	89.4%	89.8%	88.9%

* This is based on patients treated on this contract for their most recent course of treatment. Figures in italics indicate the base number of FP17s or Patient Questionnaire responses are less than 100. N/A is shown where the base number of responses is less than 10 during the period. % is calculated as Quantity/Base number*100

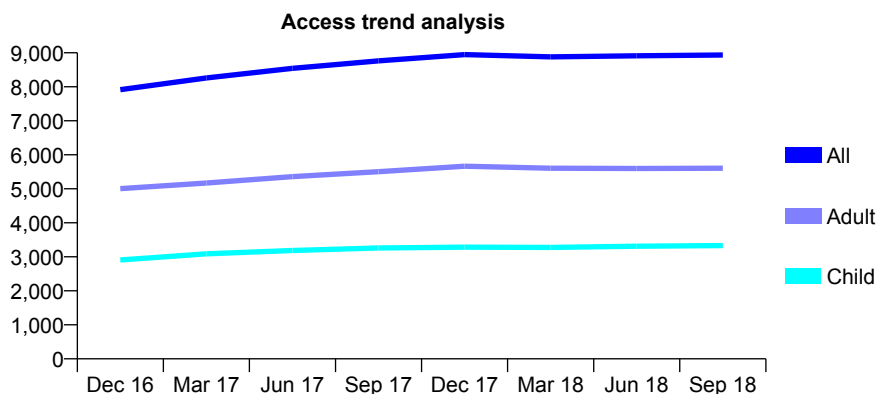
Q46 - Vital Signs At a Glance Contract Report for 194875/0001 - September 2018

Name or company name	Park House Dental Practice
Contract type name	GDS Contract
Purpose of contract	General
Contract start date	01/09/2012
Contract end date	

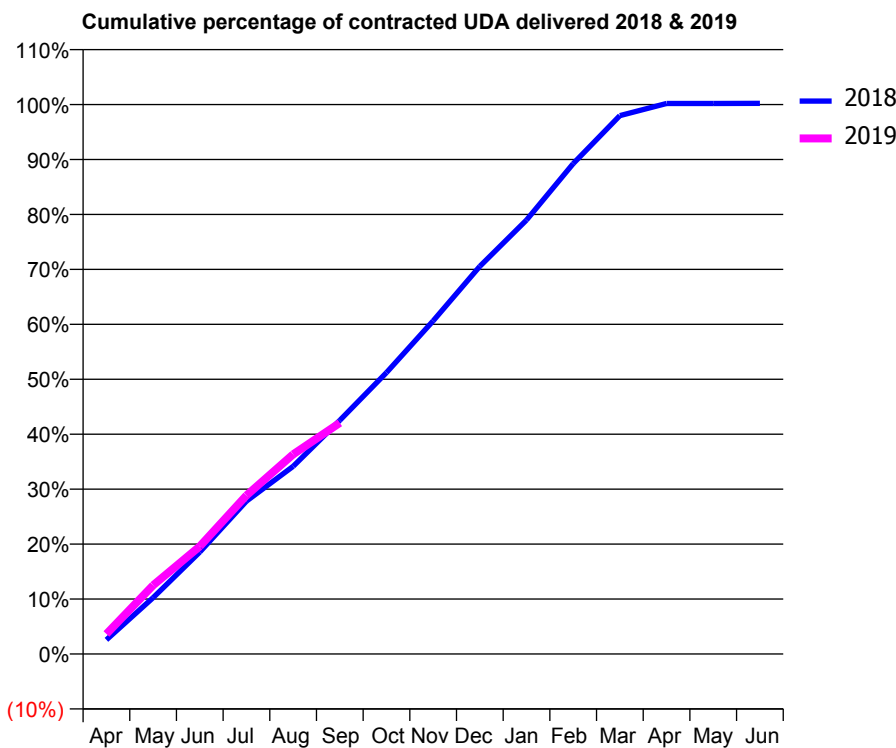
18/19 Contracted general activity (UDA)	24,208
Carry forward general activity (UDA)	0
18/19 Contracted orthodontic activity (UOA)	0
Carry forward orthodontic activity (UOA)	0
Baseline contract value	£725,800.07

ACCESS*

Patients seen in 24 months	Total	Change since previous quarter
Quarter ending September 2017	8,764	
Quarter ending December 2017	8,949	↑
Quarter ending March 2018	8,881	→
Quarter ending June 2018	8,912	→
Quarter ending September 2018	8,937	→
Variance since September 2017	2.0%	→



ACTIVITY



Month	Adjusted Scheduled Activity (UDA)	
	2018	2019
April	626	884
May	2,484	3,027
June	4,493	4,741
July	6,736	6,986
August	8,268	8,797
September	10,293	10,184
October	12,400	
November	14,676	
December	17,078	
January	19,121	
February	21,605	
March	23,721	
April	24,254	
May	24,255	
June	24,261	

QUALITY

	Quantity	Base Number	Contract	AT	Region	England
% of FP17s for the same patient ID Re-attending within 3 months - Children	226	2,188	10.3%	12.0%	12.2%	11.6%
% of FP17s for the same patient ID Re-attending within 3 months - Adults	556	2,970	18.7%	16.0%	15.8%	15.5%
% of FP17s for the same patient ID Re-attending between 3 & 9 months - Children	1,200	2,188	54.8%	58.2%	60.3%	58.8%
% of FP17s for the same patient ID Re-attending between 3 & 9 months - Adults	1,154	2,970	38.9%	51.6%	53.5%	51.1%
% of FP17s for Band 1 Urgent Courses	658	4,886	13.5%	10.1%	9.1%	9.0%
% of FP17s Relating to Free Repair or Replacements	24	4,886	0.5%	0.8%	1.0%	0.8%
% of FP17s Relating to Continuations	50	4,886	1.0%	0.9%	1.0%	0.9%
% of Patients satisfied with the dentistry they have received	5	5	N/A	94.9%	93.6%	93.3%
% of Patients satisfied with the time they had to wait for an appointment	3	5	N/A	89.4%	89.8%	88.9%

* This is based on patients treated on this contract for their most recent course of treatment. Figures in italics indicate the base number of FP17s or Patient Questionnaire responses are less than 100. N/A is shown where the base number of responses is less than 10 during the period. % is calculated as Quantity/Base number*100

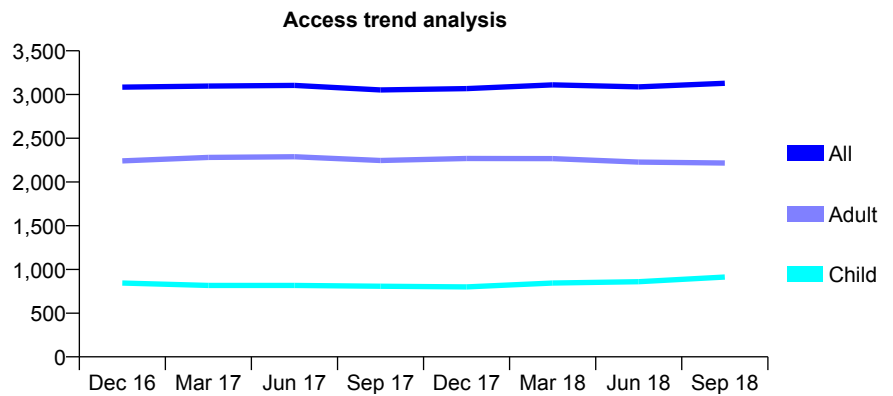
Q46 - Vital Signs At a Glance Contract Report for 194964/0001 - September 2018

Name or company name	Atherton Dental Centre
Contract type name	GDS Contract
Purpose of contract	General
Contract start date	01/11/2013
Contract end date	

18/19 Contracted general activity (UDA)	8,583
Carry forward general activity (UDA)	0
18/19 Contracted orthodontic activity (UOA)	0
Carry forward orthodontic activity (UOA)	0
Baseline contract value	£248,619.73

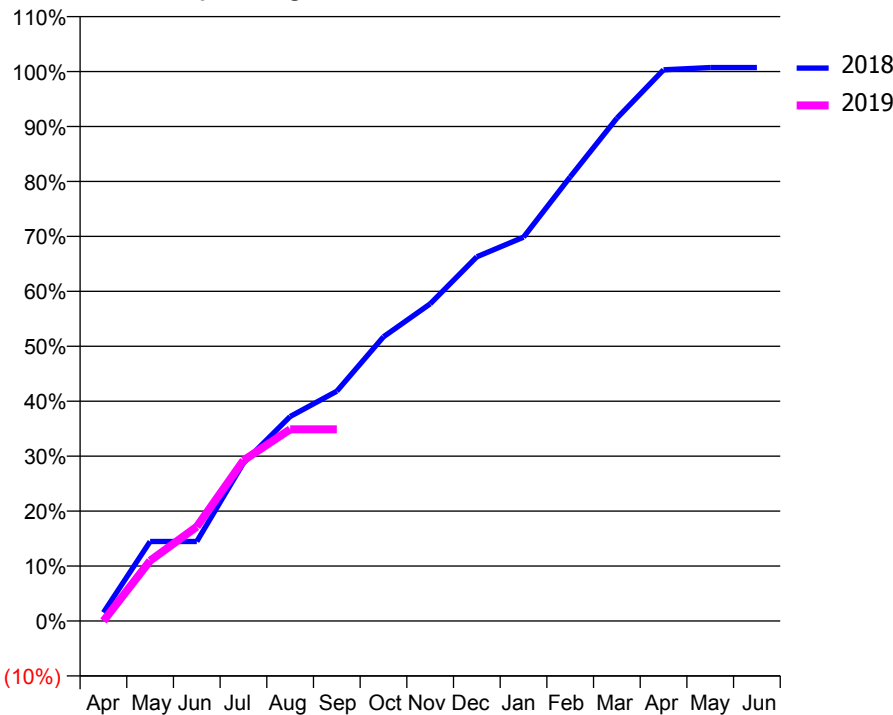
ACCESS*

Patients seen in 24 months	Total	Change since previous quarter
Quarter ending September 2017	3,052	
Quarter ending December 2017	3,068	→
Quarter ending March 2018	3,111	→
Quarter ending June 2018	3,087	→
Quarter ending September 2018	3,129	→
Variance since September 2017	2.5%	↑



ACTIVITY

Cumulative percentage of contracted UDA delivered 2018 & 2019



Month	Adjusted Scheduled Activity (UDA)	
	2018	2019
April	132	0
May	1,242	943
June	1,242	1,474
July	2,469	2,510
August	3,194	2,995
September	3,590	2,995
October	4,439	
November	4,955	
December	5,689	
January	5,995	
February	6,937	
March	7,852	
April	8,610	
May	8,644	
June	8,644	

QUALITY

	Quantity	Base Number	Contract	AT	Region	England
% of FP17s for the same patient ID Re-attending within 3 months - Children	52	601	8.7%	12.0%	12.2%	11.6%
% of FP17s for the same patient ID Re-attending within 3 months - Adults	143	1,156	12.4%	16.0%	15.8%	15.5%
% of FP17s for the same patient ID Re-attending between 3 & 9 months - Children	267	601	44.4%	58.2%	60.3%	58.8%
% of FP17s for the same patient ID Re-attending between 3 & 9 months - Adults	489	1,156	42.3%	51.6%	53.5%	51.1%
% of FP17s for Band 1 Urgent Courses	293	1,416	20.7%	10.1%	9.1%	9.0%
% of FP17s Relating to Free Repair or Replacements	4	1,416	0.3%	0.8%	1.0%	0.8%
% of FP17s Relating to Continuations	8	1,416	0.6%	0.9%	1.0%	0.9%
% of Patients satisfied with the dentistry they have received	0	0	N/A	94.9%	93.6%	93.3%
% of Patients satisfied with the time they had to wait for an appointment	0	0	N/A	89.4%	89.8%	88.9%

* This is based on patients treated on this contract for their most recent course of treatment. Figures in italics indicate the base number of FP17s or Patient Questionnaire responses are less than 100. N/A is shown where the base number of responses is less than 10 during the period. % is calculated as Quantity/Base number*100

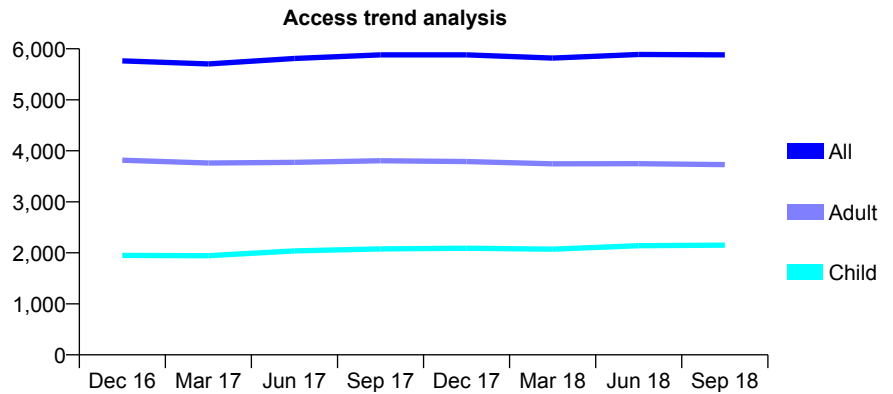
Q46 - Vital Signs At a Glance Contract Report for 195839/0004 - September 2018

Name or company name	Derby St Dentist Ltd
Contract type name	GDS Contract
Purpose of contract	General
Contract start date	01/07/2013
Contract end date	

18/19 Contracted general activity (UDA)	18,033
Carry forward general activity (UDA)	0
18/19 Contracted orthodontic activity (UOA)	0
Carry forward orthodontic activity (UOA)	0
Baseline contract value	£465,213.05

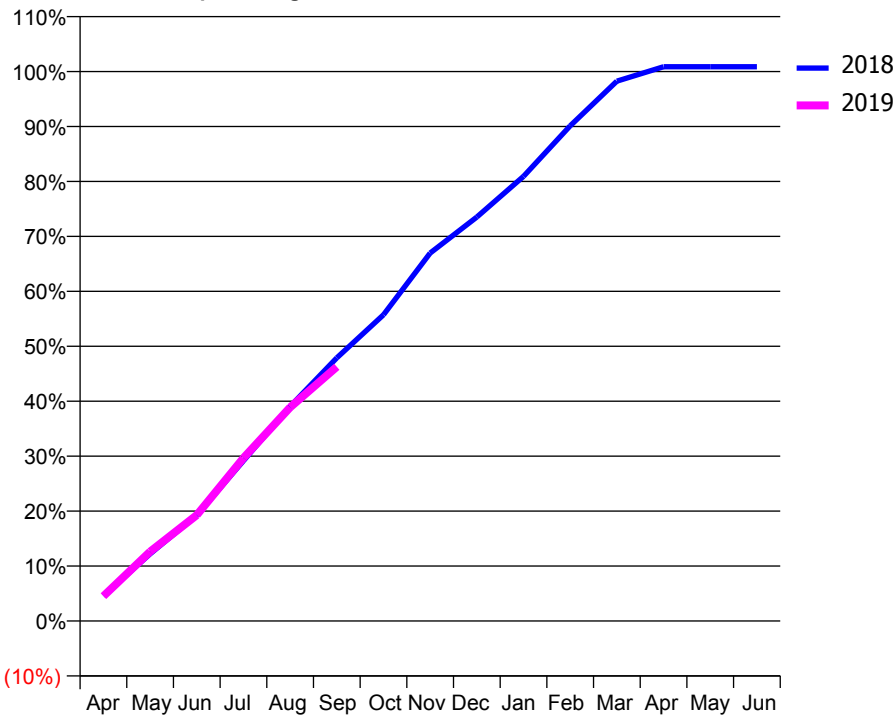
ACCESS*

Patients seen in 24 months	Total	Change since previous quarter
Quarter ending September 2017	5,882	
Quarter ending December 2017	5,880	→
Quarter ending March 2018	5,817	↓
Quarter ending June 2018	5,888	→
Quarter ending September 2018	5,880	→
Variance since September 2017	(0.0%)	→



ACTIVITY

Cumulative percentage of contracted UDA delivered 2018 & 2019



Month	Adjusted Scheduled Activity (UDA)	
	2018	2019
April	825	817
May	2,202	2,276
June	3,473	3,475
July	5,260	5,351
August	7,042	7,014
September	8,635	8,341
October	10,050	
November	12,076	
December	13,259	
January	14,591	
February	16,249	
March	17,715	
April	18,188	
May	18,188	
June	18,188	

QUALITY

	Quantity	Base Number	Contract	AT	Region	England
% of FP17s for the same patient ID Re-attending within 3 months - Children	54	1,882	2.9%	12.0%	12.2%	11.6%
% of FP17s for the same patient ID Re-attending within 3 months - Adults	182	2,738	6.6%	16.0%	15.8%	15.5%
% of FP17s for the same patient ID Re-attending between 3 & 9 months - Children	1,407	1,882	74.8%	58.2%	60.3%	58.8%
% of FP17s for the same patient ID Re-attending between 3 & 9 months - Adults	1,796	2,738	65.6%	51.6%	53.5%	51.1%
% of FP17s for Band 1 Urgent Courses	227	4,380	5.2%	10.1%	9.1%	9.0%
% of FP17s Relating to Free Repair or Replacements	9	4,380	0.2%	0.8%	1.0%	0.8%
% of FP17s Relating to Continuations	16	4,380	0.4%	0.9%	1.0%	0.9%
% of Patients satisfied with the dentistry they have received	3	3	N/A	94.9%	93.6%	93.3%
% of Patients satisfied with the time they had to wait for an appointment	3	3	N/A	89.4%	89.8%	88.9%

* This is based on patients treated on this contract for their most recent course of treatment. Figures in italics indicate the base number of FP17s or Patient Questionnaire responses are less than 100. N/A is shown where the base number of responses is less than 10 during the period. % is calculated as Quantity/Base number*100

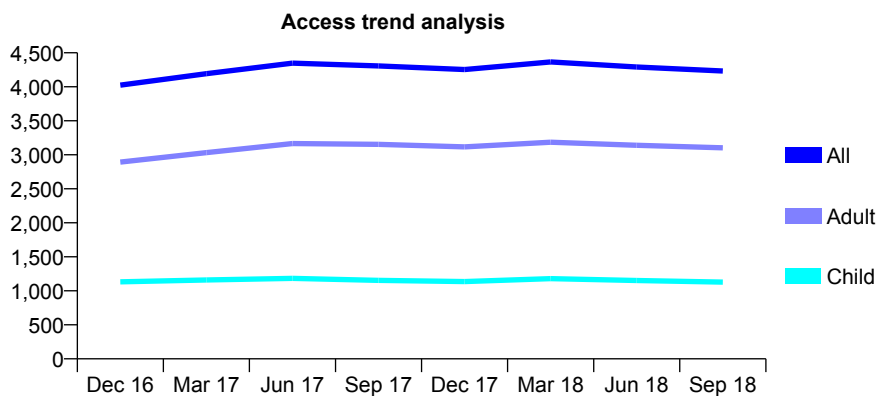
Q46 - Vital Signs At a Glance Contract Report for 197858/0001 - September 2018

Name or company name	Ram Dental Ltd
Contract type name	GDS Contract
Purpose of contract	General
Contract start date	01/07/2015
Contract end date	

18/19 Contracted general activity (UDA)	15,554
Carry forward general activity (UDA)	0
18/19 Contracted orthodontic activity (UOA)	0
Carry forward orthodontic activity (UOA)	0
Baseline contract value	£478,515.84

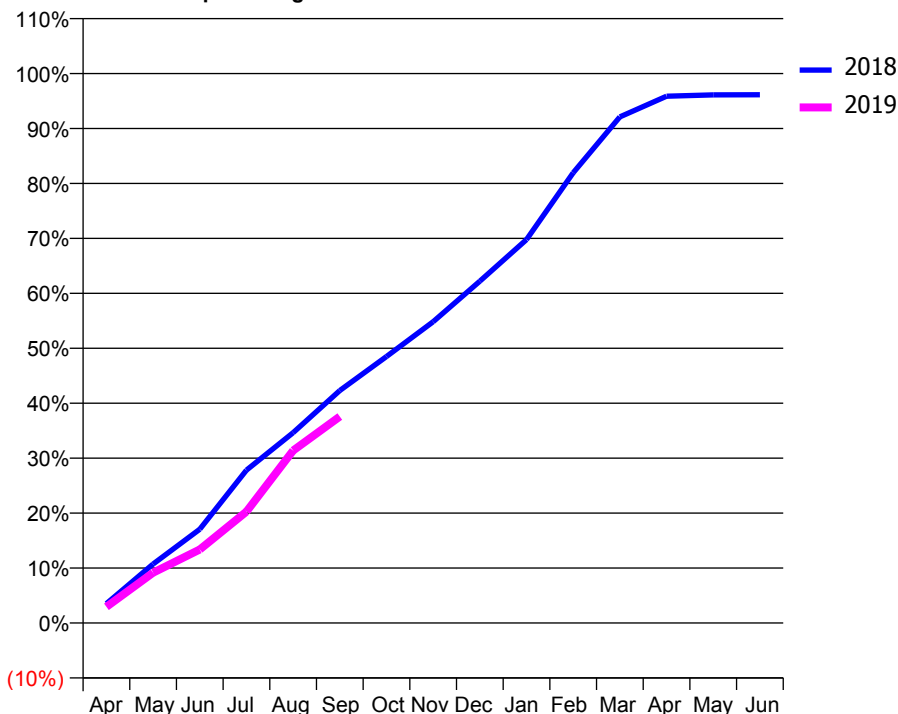
ACCESS*

Patients seen in 24 months	Total	Change since previous quarter
Quarter ending September 2017	4,306	
Quarter ending December 2017	4,254	↓
Quarter ending March 2018	4,365	↑
Quarter ending June 2018	4,292	↓
Quarter ending September 2018	4,232	↓
Variance since September 2017	(1.7%)	↓



ACTIVITY

Cumulative percentage of contracted UDA delivered 2018 & 2019



Adjusted Scheduled Activity (UDA)

Month	2018	2019
April	547	457
May	1,671	1,425
June	2,654	2,083
July	4,328	3,152
August	5,389	4,883
September	6,582	5,847
October	7,542	
November	8,530	
December	9,675	
January	10,855	
February	12,745	
March	14,325	
April	14,910	
May	14,949	
June	14,952	

QUALITY

	Quantity	Base Number	Contract	AT	Region	England
% of FP17s for the same patient ID Re-attending within 3 months - Children	46	854	5.4%	12.0%	12.2%	11.6%
% of FP17s for the same patient ID Re-attending within 3 months - Adults	365	2,174	16.8%	16.0%	15.8%	15.5%
% of FP17s for the same patient ID Re-attending between 3 & 9 months - Children	632	854	74.0%	58.2%	60.3%	58.8%
% of FP17s for the same patient ID Re-attending between 3 & 9 months - Adults	1,240	2,174	57.0%	51.6%	53.5%	51.1%
% of FP17s for Band 1 Urgent Courses	303	2,765	11.0%	10.1%	9.1%	9.0%
% of FP17s Relating to Free Repair or Replacements	20	2,765	0.7%	0.8%	1.0%	0.8%
% of FP17s Relating to Continuations	31	2,765	1.1%	0.9%	1.0%	0.9%
% of Patients satisfied with the dentistry they have received	1	1	N/A	94.9%	93.6%	93.3%
% of Patients satisfied with the time they had to wait for an appointment	1	1	N/A	89.4%	89.8%	88.9%

* This is based on patients treated on this contract for their most recent course of treatment. Figures in italics indicate the base number of FP17s or Patient Questionnaire responses are less than 100. N/A is shown where the base number of responses is less than 10 during the period. % is calculated as Quantity/Base number*100

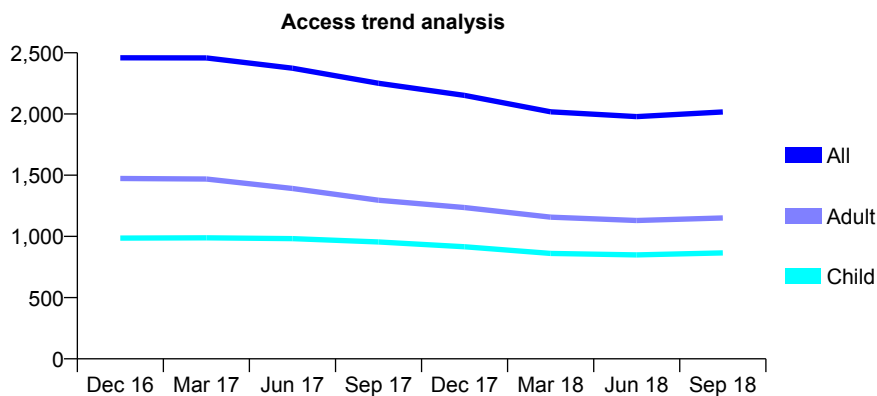
Q46 - Vital Signs At a Glance Contract Report for 198129/0001 - September 2018

Name or company name	Synergy Dental Clinic Bolton Ltd
Contract type name	GDS Contract
Purpose of contract	General
Contract start date	01/09/2013
Contract end date	

18/19 Contracted general activity (UDA)	5,890
Carry forward general activity (UDA)	0
18/19 Contracted orthodontic activity (UOA)	0
Carry forward orthodontic activity (UOA)	0
Baseline contract value	£146,154.21

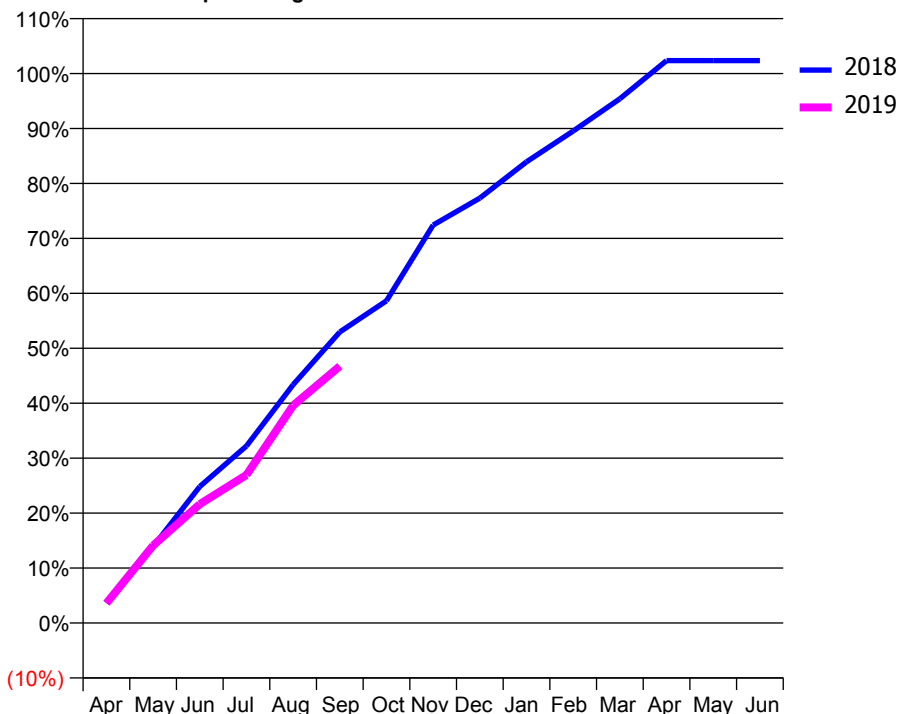
ACCESS*

Patients seen in 24 months	Total	Change since previous quarter
Quarter ending September 2017	2,251	
Quarter ending December 2017	2,152	↓
Quarter ending March 2018	2,018	↓
Quarter ending June 2018	1,979	↓
Quarter ending September 2018	2,017	→
Variance since September 2017	(10.4%)	↓



ACTIVITY

Cumulative percentage of contracted UDA delivered 2018 & 2019



Adjusted Scheduled Activity (UDA)

Month	2018	2019
April	215	212
May	820	831
June	1,462	1,274
July	1,898	1,587
August	2,555	2,332
September	3,120	2,754
October	3,454	
November	4,266	
December	4,555	
January	4,943	
February	5,273	
March	5,619	
April	6,028	
May	6,028	
June	6,028	

QUALITY

	Quantity	Base Number	Contract	AT	Region	England
% of FP17s for the same patient ID Re-attending within 3 months - Children	25	634	3.9%	12.0%	12.2%	11.6%
% of FP17s for the same patient ID Re-attending within 3 months - Adults	53	724	7.3%	16.0%	15.8%	15.5%
% of FP17s for the same patient ID Re-attending between 3 & 9 months - Children	374	634	59.0%	58.2%	60.3%	58.8%
% of FP17s for the same patient ID Re-attending between 3 & 9 months - Adults	361	724	49.9%	51.6%	53.5%	51.1%
% of FP17s for Band 1 Urgent Courses	58	1,250	4.6%	10.1%	9.1%	9.0%
% of FP17s Relating to Free Repair or Replacements	0	1,250	0.0%	0.8%	1.0%	0.8%
% of FP17s Relating to Continuations	0	1,250	0.0%	0.9%	1.0%	0.9%
% of Patients satisfied with the dentistry they have received	0	0	N/A	94.9%	93.6%	93.3%
% of Patients satisfied with the time they had to wait for an appointment	0	0	N/A	89.4%	89.8%	88.9%

* This is based on patients treated on this contract for their most recent course of treatment. Figures in italics indicate the base number of FP17s or Patient Questionnaire responses are less than 100. N/A is shown where the base number of responses is less than 10 during the period. % is calculated as Quantity/Base number*100

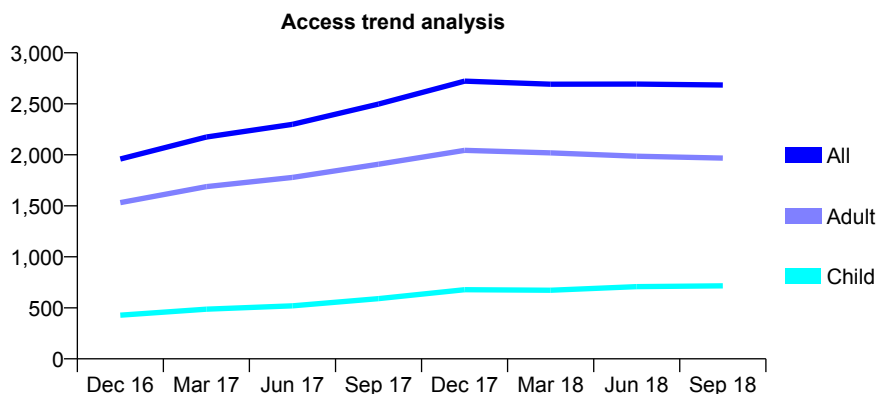
Q46 - Vital Signs At a Glance Contract Report for 198315/0001 - September 2018

Name or company name	Mrs S Riaz
Contract type name	GDS Contract
Purpose of contract	General
Contract start date	18/01/2016
Contract end date	

18/19 Contracted general activity (UDA)	7,201
Carry forward general activity (UDA)	0
18/19 Contracted orthodontic activity (UOA)	0
Carry forward orthodontic activity (UOA)	0
Baseline contract value	£195,265.40

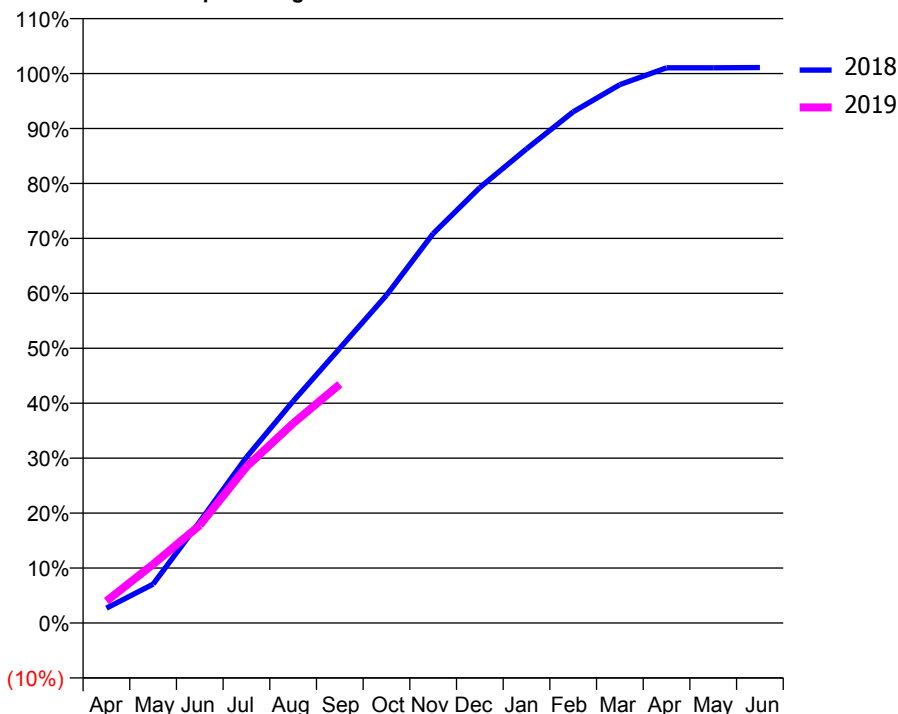
ACCESS*

Patients seen in 24 months	Total	Change since previous quarter
Quarter ending September 2017	2,498	
Quarter ending December 2017	2,722	↑
Quarter ending March 2018	2,692	↓
Quarter ending June 2018	2,694	→
Quarter ending September 2018	2,684	→
Variance since September 2017	7.4%	↑



ACTIVITY

Cumulative percentage of contracted UDA delivered 2018 & 2019



Month	Adjusted Scheduled Activity (UDA)	
	2018	2019
April	195	287
May	510	769
June	1,329	1,282
July	2,172	2,047
August	2,907	2,618
September	3,600	3,128
October	4,297	
November	5,103	
December	5,706	
January	6,213	
February	6,699	
March	7,055	
April	7,275	
May	7,275	
June	7,278	

QUALITY

	Quantity	Base Number	Contract	AT	Region	England
% of FP17s for the same patient ID Re-attending within 3 months - Children	46	594	7.7%	12.0%	12.2%	11.6%
% of FP17s for the same patient ID Re-attending within 3 months - Adults	164	1,210	13.6%	16.0%	15.8%	15.5%
% of FP17s for the same patient ID Re-attending between 3 & 9 months - Children	357	594	60.1%	58.2%	60.3%	58.8%
% of FP17s for the same patient ID Re-attending between 3 & 9 months - Adults	520	1,210	43.0%	51.6%	53.5%	51.1%
% of FP17s for Band 1 Urgent Courses	76	1,693	4.5%	10.1%	9.1%	9.0%
% of FP17s Relating to Free Repair or Replacements	18	1,693	1.1%	0.8%	1.0%	0.8%
% of FP17s Relating to Continuations	12	1,693	0.7%	0.9%	1.0%	0.9%
% of Patients satisfied with the dentistry they have received	1	1	N/A	94.9%	93.6%	93.3%
% of Patients satisfied with the time they had to wait for an appointment	1	1	N/A	89.4%	89.8%	88.9%

* This is based on patients treated on this contract for their most recent course of treatment. Figures in italics indicate the base number of FP17s or Patient Questionnaire responses are less than 100. N/A is shown where the base number of responses is less than 10 during the period. % is calculated as Quantity/Base number*100

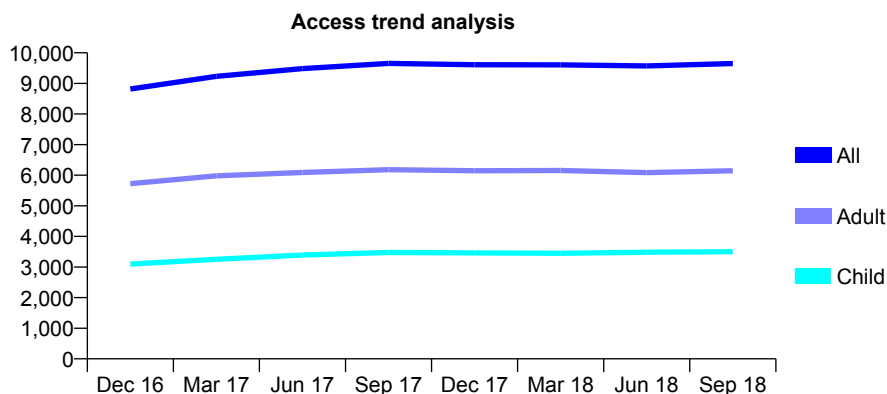
Q46 - Vital Signs At a Glance Contract Report for 198889/0001 - September 2018

Name or company name	Kings Dental Centre
Contract type name	GDS Contract
Purpose of contract	General
Contract start date	15/04/2014
Contract end date	

18/19 Contracted general activity (UDA)	24,916
Carry forward general activity (UDA)	0
18/19 Contracted orthodontic activity (UOA)	0
Carry forward orthodontic activity (UOA)	0
Baseline contract value	£818,117.86

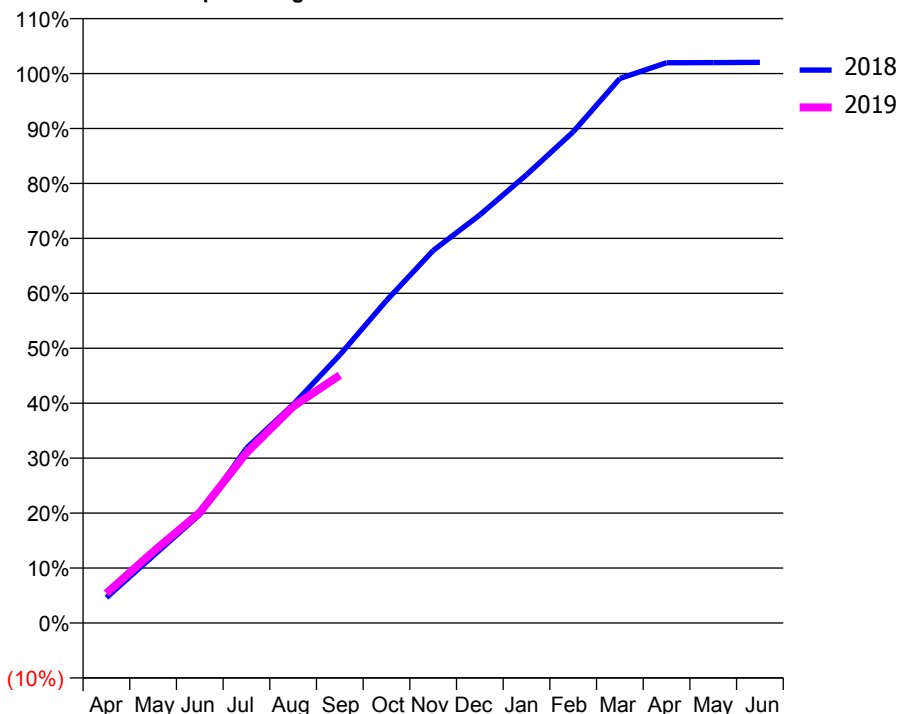
ACCESS*

Patients seen in 24 months	Total	Change since previous quarter
Quarter ending September 2017	9,655	
Quarter ending December 2017	9,611	→
Quarter ending March 2018	9,604	→
Quarter ending June 2018	9,571	→
Quarter ending September 2018	9,650	→
Variance since September 2017	(0.1%)	→



ACTIVITY

Cumulative percentage of contracted UDA delivered 2018 & 2019



Month	Adjusted Scheduled Activity (UDA)	
	2018	2019
April	1,155	1,344
May	3,042	3,233
June	4,918	5,009
July	7,930	7,717
August	9,906	9,819
September	12,155	11,234
October	14,621	
November	16,891	
December	18,506	
January	20,322	
February	22,274	
March	24,689	
April	25,401	
May	25,412	
June	25,419	

QUALITY

	Quantity	Base Number	Contract	AT	Region	England
% of FP17s for the same patient ID Re-attending within 3 months - Children	190	1,907	10.0%	12.0%	12.2%	11.6%
% of FP17s for the same patient ID Re-attending within 3 months - Adults	488	3,129	15.6%	16.0%	15.8%	15.5%
% of FP17s for the same patient ID Re-attending between 3 & 9 months - Children	772	1,907	40.5%	58.2%	60.3%	58.8%
% of FP17s for the same patient ID Re-attending between 3 & 9 months - Adults	1,172	3,129	37.5%	51.6%	53.5%	51.1%
% of FP17s for Band 1 Urgent Courses	493	4,750	10.4%	10.1%	9.1%	9.0%
% of FP17s Relating to Free Repair or Replacements	22	4,750	0.5%	0.8%	1.0%	0.8%
% of FP17s Relating to Continuations	19	4,750	0.4%	0.9%	1.0%	0.9%
% of Patients satisfied with the dentistry they have received	3	3	N/A	94.9%	93.6%	93.3%
% of Patients satisfied with the time they had to wait for an appointment	2	3	N/A	89.4%	89.8%	88.9%

* This is based on patients treated on this contract for their most recent course of treatment. Figures in italics indicate the base number of FP17s or Patient Questionnaire responses are less than 100. N/A is shown where the base number of responses is less than 10 during the period. % is calculated as Quantity/Base number*100

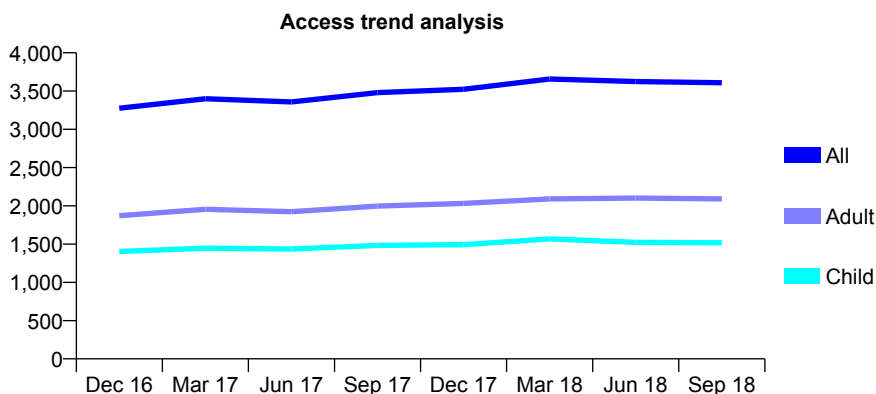
Q46 - Vital Signs At a Glance Contract Report for 199664/0001 - September 2018

Name or company name	Charlestown Dental Practice Ltd
Contract type name	GDS Contract
Purpose of contract	General
Contract start date	01/10/2010
Contract end date	

18/19 Contracted general activity (UDA)	10,000
Carry forward general activity (UDA)	0
18/19 Contracted orthodontic activity (UOA)	0
Carry forward orthodontic activity (UOA)	0
Baseline contract value	£279,510.77

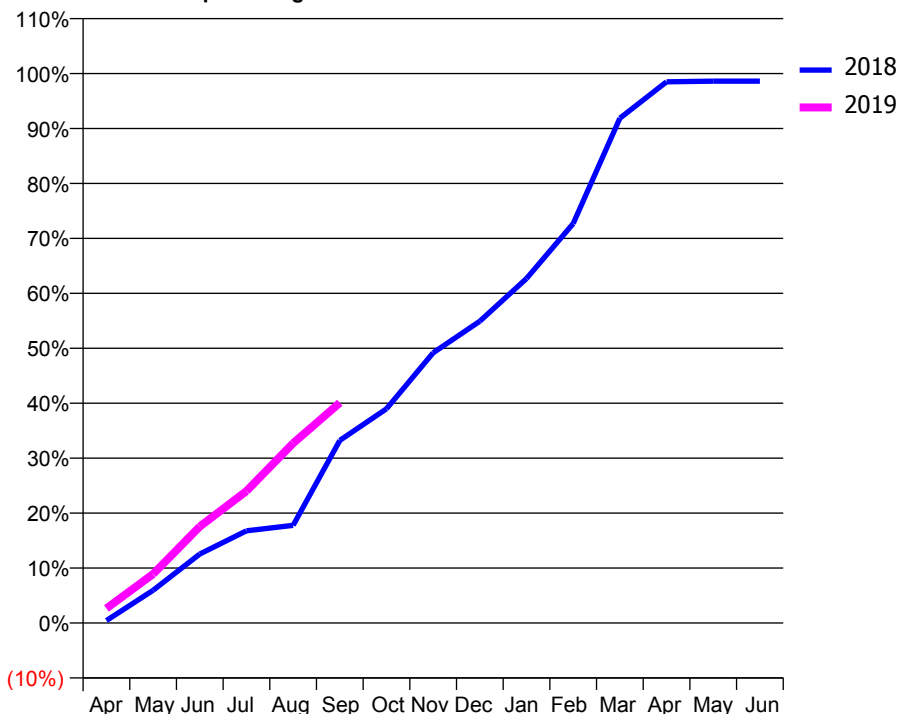
ACCESS*

Patients seen in 24 months	Total	Change since previous quarter
Quarter ending September 2017	3,479	
Quarter ending December 2017	3,524	→
Quarter ending March 2018	3,657	↑
Quarter ending June 2018	3,624	→
Quarter ending September 2018	3,608	→
Variance since September 2017	3.7%	↑



ACTIVITY

Cumulative percentage of contracted UDA delivered 2018 & 2019



Adjusted Scheduled Activity (UDA)

Month	2018	2019
April	45	266
May	596	892
June	1,256	1,755
July	1,678	2,401
August	1,778	3,272
September	3,324	4,009
October	3,898	
November	4,917	
December	5,492	
January	6,270	
February	7,270	
March	9,187	
April	9,850	
May	9,862	
June	9,862	

QUALITY

	Quantity	Base Number	Contract	AT	Region	England
% of FP17s for the same patient ID Re-attending within 3 months - Children	89	915	9.7%	12.0%	12.2%	11.6%
% of FP17s for the same patient ID Re-attending within 3 months - Adults	202	1,079	18.7%	16.0%	15.8%	15.5%
% of FP17s for the same patient ID Re-attending between 3 & 9 months - Children	540	915	59.0%	58.2%	60.3%	58.8%
% of FP17s for the same patient ID Re-attending between 3 & 9 months - Adults	380	1,079	35.2%	51.6%	53.5%	51.1%
% of FP17s for Band 1 Urgent Courses	275	1,450	19.0%	10.1%	9.1%	9.0%
% of FP17s Relating to Free Repair or Replacements	4	1,450	0.3%	0.8%	1.0%	0.8%
% of FP17s Relating to Continuations	5	1,450	0.3%	0.9%	1.0%	0.9%
% of Patients satisfied with the dentistry they have received	2	3	N/A	94.9%	93.6%	93.3%
% of Patients satisfied with the time they had to wait for an appointment	2	3	N/A	89.4%	89.8%	88.9%

* This is based on patients treated on this contract for their most recent course of treatment. Figures in italics indicate the base number of FP17s or Patient Questionnaire responses are less than 100. N/A is shown where the base number of responses is less than 10 during the period. % is calculated as Quantity/Base number*100

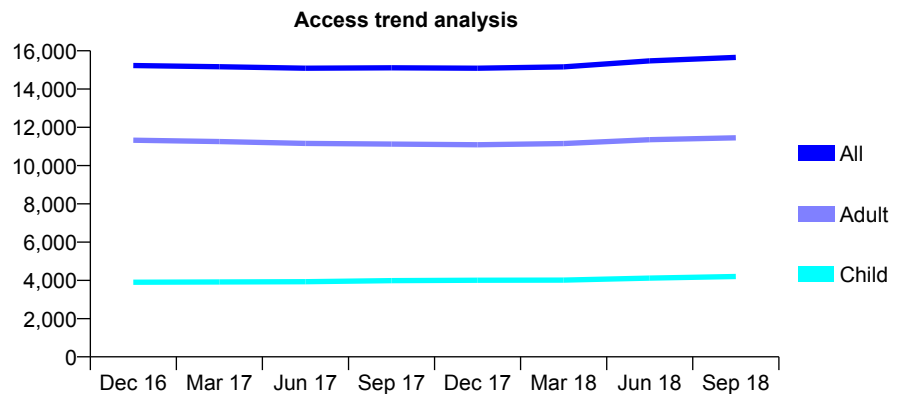
Q46 - Vital Signs At a Glance Contract Report for 199893/0001 - September 2018

Name or company name	Wallace, Thomas, Hobson & Emmett Ltd
Contract type name	GDS Contract
Purpose of contract	General
Contract start date	01/04/2008
Contract end date	

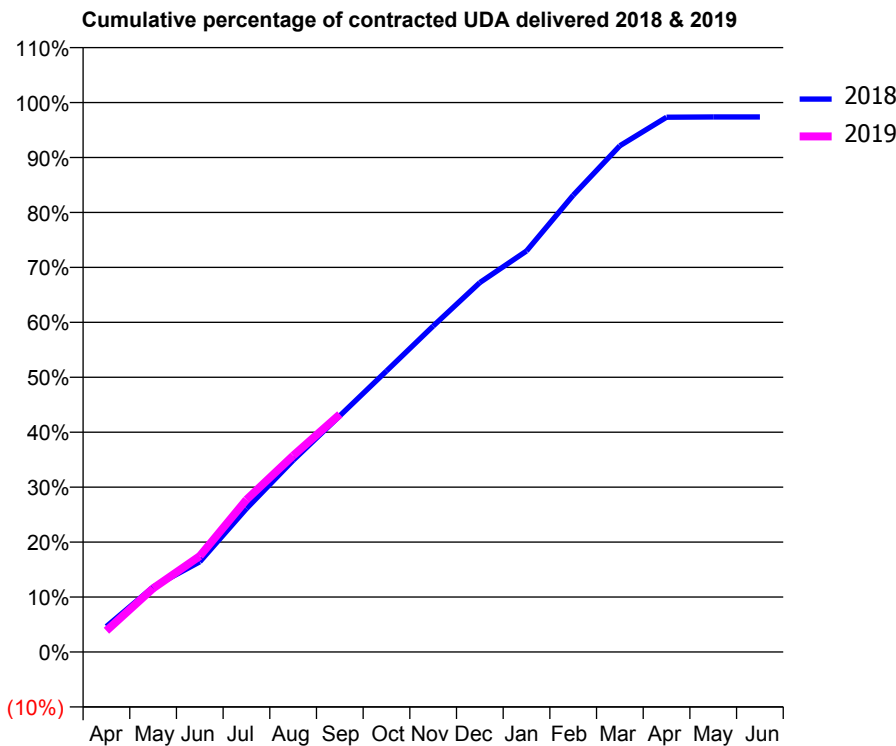
18/19 Contracted general activity (UDA)	43,279
Carry forward general activity (UDA)	0
18/19 Contracted orthodontic activity (UOA)	0
Carry forward orthodontic activity (UOA)	0
Baseline contract value	£1,440,774.27

ACCESS*

Patients seen in 24 months	Total	Change since previous quarter
Quarter ending September 2017	15,109	
Quarter ending December 2017	15,093	→
Quarter ending March 2018	15,163	→
Quarter ending June 2018	15,473	↑
Quarter ending September 2018	15,653	→
Variance since September 2017	3.6%	↑



ACTIVITY



Month	Adjusted Scheduled Activity (UDA)	
	2018	2019
April	2,006	1,671
May	5,117	5,015
June	7,101	7,558
July	11,296	12,000
August	15,102	15,465
September	18,602	18,722
October	22,132	
November	25,677	
December	29,095	
January	31,581	
February	35,972	
March	39,876	
April	42,122	
May	42,140	
June	42,142	

QUALITY

	Quantity	Base Number	Contract	AT	Region	England
% of FP17s for the same patient ID Re-attending within 3 months - Children	279	3,405	8.2%	12.0%	12.2%	11.6%
% of FP17s for the same patient ID Re-attending within 3 months - Adults	987	8,695	11.4%	16.0%	15.8%	15.5%
% of FP17s for the same patient ID Re-attending between 3 & 9 months - Children	2,067	3,405	60.7%	58.2%	60.3%	58.8%
% of FP17s for the same patient ID Re-attending between 3 & 9 months - Adults	5,039	8,695	58.0%	51.6%	53.5%	51.1%
% of FP17s for Band 1 Urgent Courses	996	11,013	9.0%	10.1%	9.1%	9.0%
% of FP17s Relating to Free Repair or Replacements	49	11,013	0.4%	0.8%	1.0%	0.8%
% of FP17s Relating to Continuations	21	11,013	0.2%	0.9%	1.0%	0.9%
% of Patients satisfied with the dentistry they have received	4	4	N/A	94.9%	93.6%	93.3%
% of Patients satisfied with the time they had to wait for an appointment	4	4	N/A	89.4%	89.8%	88.9%

* This is based on patients treated on this contract for their most recent course of treatment. Figures in italics indicate the base number of FP17s or Patient Questionnaire responses are less than 100. N/A is shown where the base number of responses is less than 10 during the period. % is calculated as Quantity/Base number*100

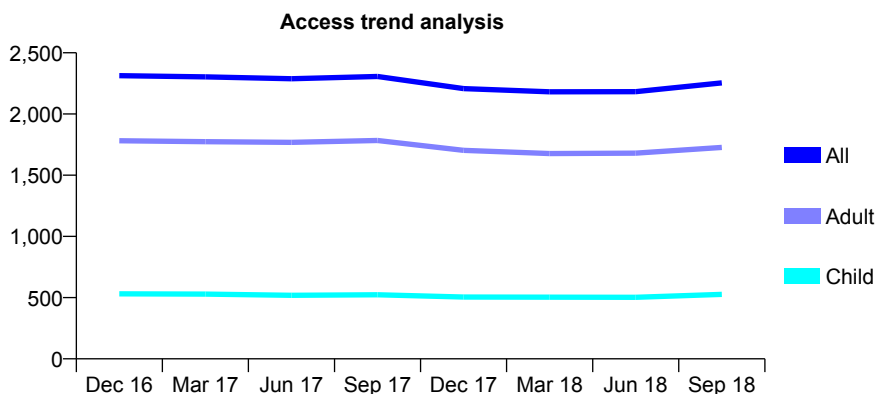
Q46 - Vital Signs At a Glance Contract Report for 213497/0001 - September 2018

Name or company name	Mr Viqar Ashraf
Contract type name	GDS Contract
Purpose of contract	General
Contract start date	01/04/2006
Contract end date	

18/19 Contracted general activity (UDA)	8,800
Carry forward general activity (UDA)	0
18/19 Contracted orthodontic activity (UOA)	0
Carry forward orthodontic activity (UOA)	0
Baseline contract value	£229,573.28

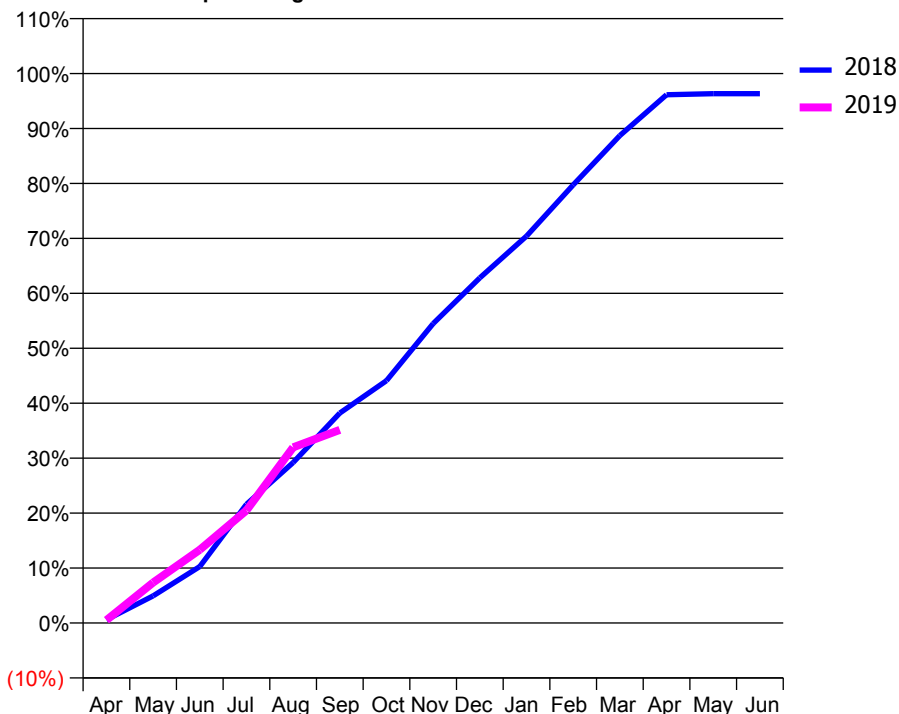
ACCESS*

Patients seen in 24 months	Total	Change since previous quarter
Quarter ending September 2017	2,307	
Quarter ending December 2017	2,208	↓
Quarter ending March 2018	2,181	↓
Quarter ending June 2018	2,183	→
Quarter ending September 2018	2,254	↑
Variance since September 2017	(2.3%)	↓



ACTIVITY

Cumulative percentage of contracted UDA delivered 2018 & 2019



Month	Adjusted Scheduled Activity (UDA)	
	2018	2019
April	46	45
May	385	647
June	801	1,174
July	1,685	1,803
August	2,278	2,813
September	2,980	3,093
October	3,440	
November	4,251	
December	4,900	
January	5,492	
February	6,220	
March	6,919	
April	7,499	
May	7,514	
June	7,514	

QUALITY

	Quantity	Base Number	Contract	AT	Region	England
% of FP17s for the same patient ID Re-attending within 3 months - Children	13	314	4.1%	12.0%	12.2%	11.6%
% of FP17s for the same patient ID Re-attending within 3 months - Adults	117	1,040	11.3%	16.0%	15.8%	15.5%
% of FP17s for the same patient ID Re-attending between 3 & 9 months - Children	146	314	46.5%	58.2%	60.3%	58.8%
% of FP17s for the same patient ID Re-attending between 3 & 9 months - Adults	562	1,040	54.0%	51.6%	53.5%	51.1%
% of FP17s for Band 1 Urgent Courses	39	1,183	3.3%	10.1%	9.1%	9.0%
% of FP17s Relating to Free Repair or Replacements	1	1,183	0.1%	0.8%	1.0%	0.8%
% of FP17s Relating to Continuations	20	1,183	1.7%	0.9%	1.0%	0.9%
% of Patients satisfied with the dentistry they have received	3	3	N/A	94.9%	93.6%	93.3%
% of Patients satisfied with the time they had to wait for an appointment	3	3	N/A	89.4%	89.8%	88.9%

* This is based on patients treated on this contract for their most recent course of treatment. Figures in italics indicate the base number of FP17s or Patient Questionnaire responses are less than 100. N/A is shown where the base number of responses is less than 10 during the period. % is calculated as Quantity/Base number*100

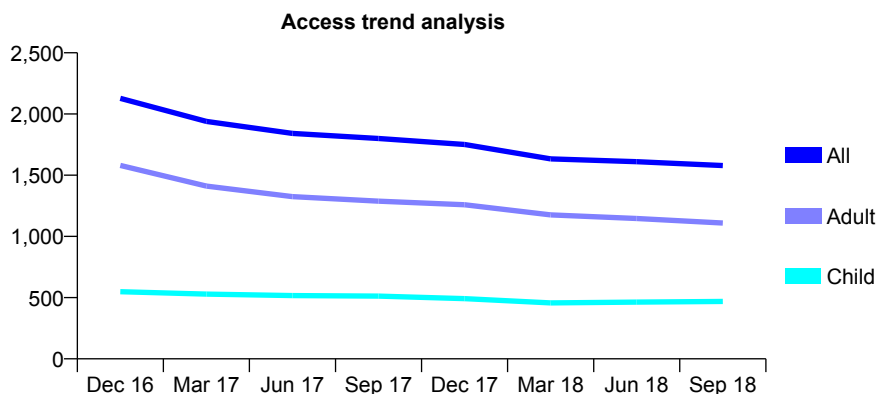
Q46 - Vital Signs At a Glance Contract Report for 214043/0001 - September 2018

Name or company name	Mr M Mahmood
Contract type name	GDS Contract
Purpose of contract	General
Contract start date	01/04/2006
Contract end date	

18/19 Contracted general activity (UDA)	5,526
Carry forward general activity (UDA)	0
18/19 Contracted orthodontic activity (UOA)	0
Carry forward orthodontic activity (UOA)	0
Baseline contract value	£166,174.97

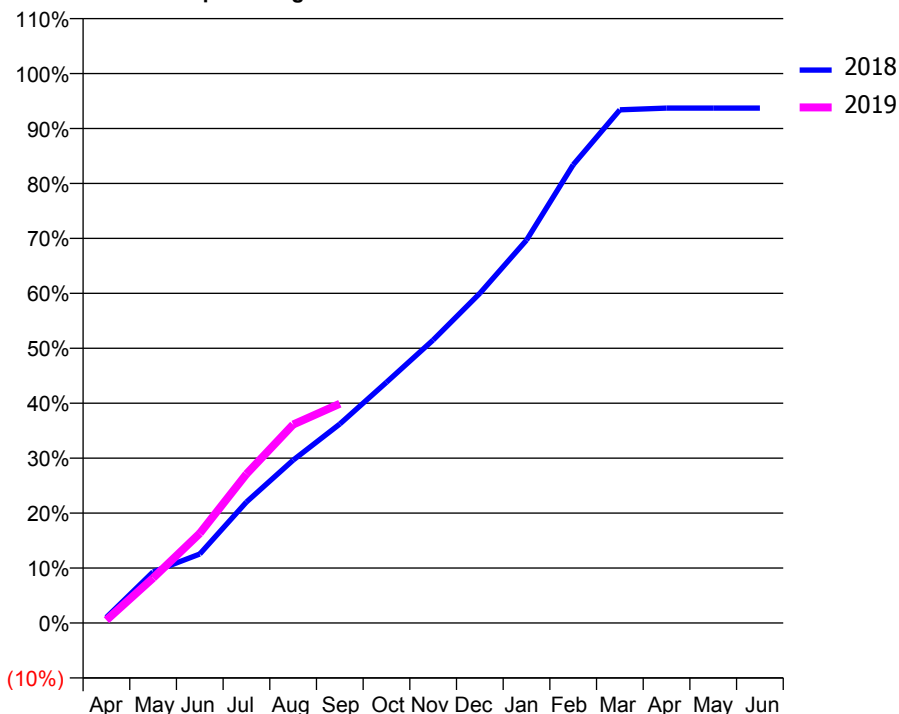
ACCESS*

Patients seen in 24 months	Total	Change since previous quarter
Quarter ending September 2017	1,800	
Quarter ending December 2017	1,751	↓
Quarter ending March 2018	1,633	↓
Quarter ending June 2018	1,611	↓
Quarter ending September 2018	1,579	↓
Variance since September 2017	(12.3%)	↓



ACTIVITY

Cumulative percentage of contracted UDA delivered 2018 & 2019



Month	Adjusted Scheduled Activity (UDA)	
	2018	2019
April	57	29
May	515	452
June	695	901
July	1,217	1,498
August	1,638	1,996
September	2,002	2,206
October	2,421	
November	2,847	
December	3,316	
January	3,850	
February	4,609	
March	5,161	
April	5,179	
May	5,179	
June	5,179	

QUALITY

	Quantity	Base Number	Contract	AT	Region	England
% of FP17s for the same patient ID Re-attending within 3 months - Children	8	269	3.0%	12.0%	12.2%	11.6%
% of FP17s for the same patient ID Re-attending within 3 months - Adults	40	652	6.1%	16.0%	15.8%	15.5%
% of FP17s for the same patient ID Re-attending between 3 & 9 months - Children	87	269	32.3%	58.2%	60.3%	58.8%
% of FP17s for the same patient ID Re-attending between 3 & 9 months - Adults	186	652	28.5%	51.6%	53.5%	51.1%
% of FP17s for Band 1 Urgent Courses	104	918	11.3%	10.1%	9.1%	9.0%
% of FP17s Relating to Free Repair or Replacements	6	918	0.7%	0.8%	1.0%	0.8%
% of FP17s Relating to Continuations	3	918	0.3%	0.9%	1.0%	0.9%
% of Patients satisfied with the dentistry they have received	0	0	N/A	94.9%	93.6%	93.3%
% of Patients satisfied with the time they had to wait for an appointment	0	0	N/A	89.4%	89.8%	88.9%

* This is based on patients treated on this contract for their most recent course of treatment. Figures in italics indicate the base number of FP17s or Patient Questionnaire responses are less than 100. N/A is shown where the base number of responses is less than 10 during the period. % is calculated as Quantity/Base number*100

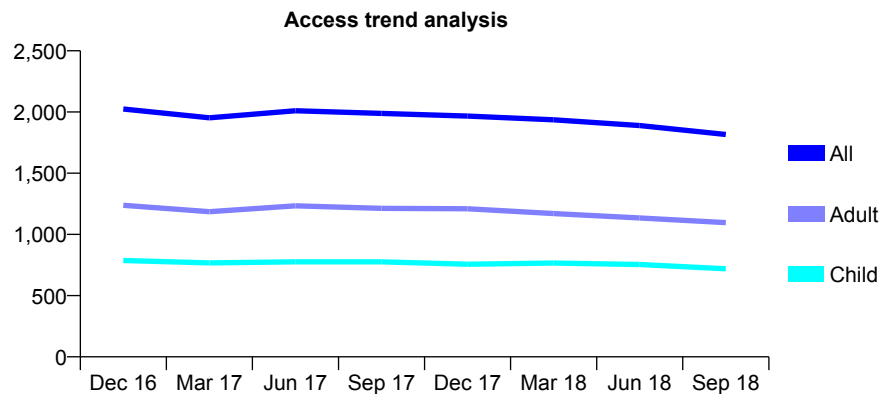
Q46 - Vital Signs At a Glance Contract Report for 214361/0001 - September 2018

Name or company name	Ms Archana Prasad
Contract type name	GDS Contract
Purpose of contract	General
Contract start date	01/04/2006
Contract end date	

18/19 Contracted general activity (UDA)	4,825
Carry forward general activity (UDA)	0
18/19 Contracted orthodontic activity (UOA)	0
Carry forward orthodontic activity (UOA)	0
Baseline contract value	£139,724.11

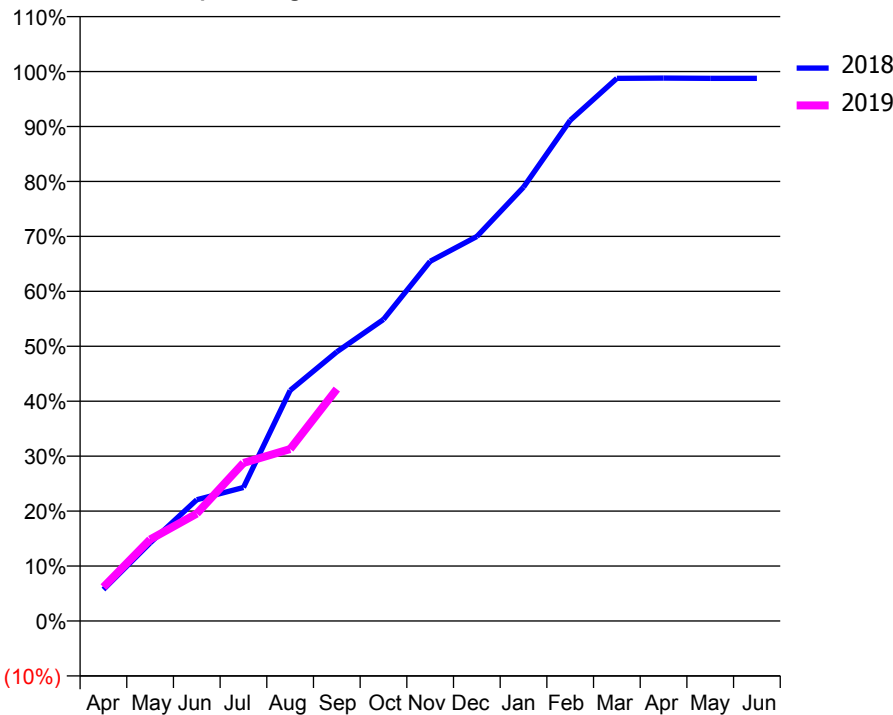
ACCESS*

Patients seen in 24 months	Total	Change since previous quarter
Quarter ending September 2017	1,989	
Quarter ending December 2017	1,967	↓
Quarter ending March 2018	1,936	↓
Quarter ending June 2018	1,889	↓
Quarter ending September 2018	1,816	↓
Variance since September 2017	(8.7%)	↓



ACTIVITY

Cumulative percentage of contracted UDA delivered 2018 & 2019



Adjusted Scheduled Activity (UDA)		
Month	2018	2019
April	277	298
May	686	716
June	1,065	943
July	1,173	1,388
August	2,026	1,510
September	2,363	2,036
October	2,648	
November	3,158	
December	3,376	
January	3,810	
February	4,397	
March	4,764	
April	4,767	
May	4,764	
June	4,764	

QUALITY

	Quantity	Base Number	Contract	AT	Region	England
% of FP17s for the same patient ID Re-attending within 3 months - Children	41	469	8.7%	12.0%	12.2%	11.6%
% of FP17s for the same patient ID Re-attending within 3 months - Adults	121	657	18.4%	16.0%	15.8%	15.5%
% of FP17s for the same patient ID Re-attending between 3 & 9 months - Children	330	469	70.4%	58.2%	60.3%	58.8%
% of FP17s for the same patient ID Re-attending between 3 & 9 months - Adults	395	657	60.1%	51.6%	53.5%	51.1%
% of FP17s for Band 1 Urgent Courses	107	1,126	9.5%	10.1%	9.1%	9.0%
% of FP17s Relating to Free Repair or Replacements	2	1,126	0.2%	0.8%	1.0%	0.8%
% of FP17s Relating to Continuations	22	1,126	2.0%	0.9%	1.0%	0.9%
% of Patients satisfied with the dentistry they have received	1	1	N/A	94.9%	93.6%	93.3%
% of Patients satisfied with the time they had to wait for an appointment	1	1	N/A	89.4%	89.8%	88.9%

* This is based on patients treated on this contract for their most recent course of treatment. Figures in italics indicate the base number of FP17s or Patient Questionnaire responses are less than 100. N/A is shown where the base number of responses is less than 10 during the period. % is calculated as Quantity/Base number*100

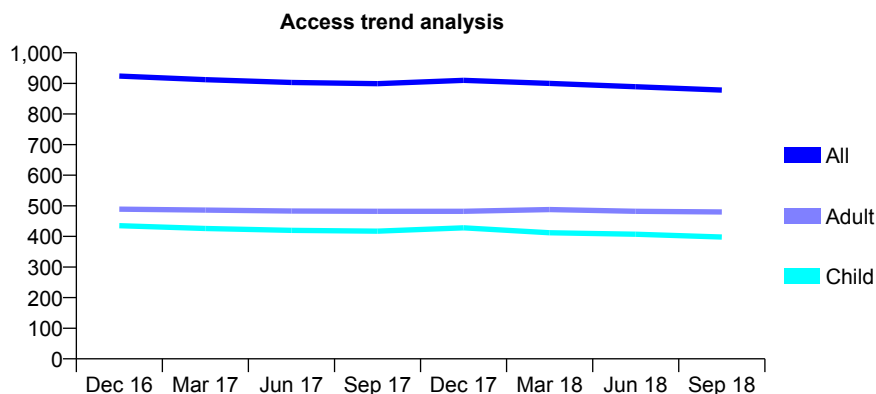
Q46 - Vital Signs At a Glance Contract Report for 215597/0001 - September 2018

Name or company name	MR S LAZARUS
Contract type name	GDS Contract
Purpose of contract	General
Contract start date	01/04/2006
Contract end date	

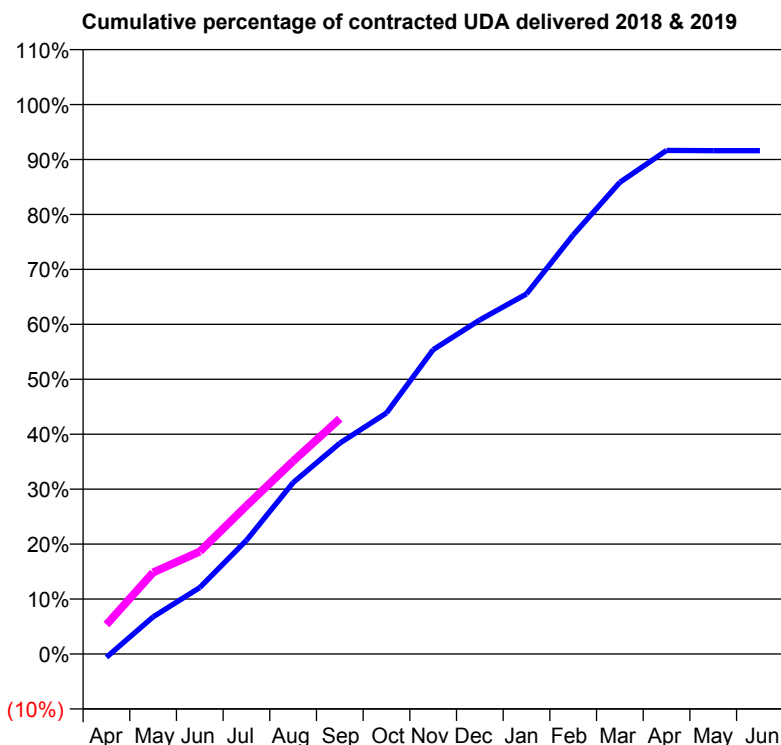
18/19 Contracted general activity (UDA)	2,420
Carry forward general activity (UDA)	0
18/19 Contracted orthodontic activity (UOA)	0
Carry forward orthodontic activity (UOA)	0
Baseline contract value	£58,196.55

ACCESS*

Patients seen in 24 months	Total	Change since previous quarter
Quarter ending September 2017	899	
Quarter ending December 2017	910	→
Quarter ending March 2018	900	↓
Quarter ending June 2018	889	↓
Quarter ending September 2018	878	↓
Variance since September 2017	(2.3%)	↓



ACTIVITY



Adjusted Scheduled Activity (UDA)		
Month	2018	2019
April	-15	129
May	163	359
June	293	452
July	500	653
August	755	849
September	929	1,036
October	1,061	
November	1,340	
December	1,471	
January	1,586	
February	1,845	
March	2,077	
April	2,218	
May	2,217	
June	2,217	

QUALITY

	Quantity	Base Number	Contract	AT	Region	England
% of FP17s for the same patient ID Re-attending within 3 months - Children	12	305	3.9%	12.0%	12.2%	11.6%
% of FP17s for the same patient ID Re-attending within 3 months - Adults	45	365	12.3%	16.0%	15.8%	15.5%
% of FP17s for the same patient ID Re-attending between 3 & 9 months - Children	226	305	74.1%	58.2%	60.3%	58.8%
% of FP17s for the same patient ID Re-attending between 3 & 9 months - Adults	236	365	64.7%	51.6%	53.5%	51.1%
% of FP17s for Band 1 Urgent Courses	17	608	2.8%	10.1%	9.1%	9.0%
% of FP17s Relating to Free Repair or Replacements	0	608	0.0%	0.8%	1.0%	0.8%
% of FP17s Relating to Continuations	1	608	0.2%	0.9%	1.0%	0.9%
% of Patients satisfied with the dentistry they have received	0	0	N/A	94.9%	93.6%	93.3%
% of Patients satisfied with the time they had to wait for an appointment	0	0	N/A	89.4%	89.8%	88.9%

* This is based on patients treated on this contract for their most recent course of treatment. Figures in italics indicate the base number of FP17s or Patient Questionnaire responses are less than 100. N/A is shown where the base number of responses is less than 10 during the period. % is calculated as Quantity/Base number*100

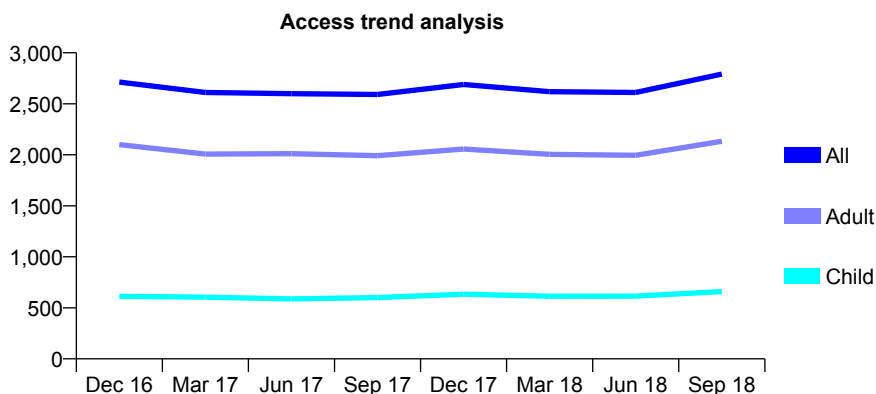
Q46 - Vital Signs At a Glance Contract Report for 215643/0001 - September 2018

Name or company name	MR MOHAMMED AL-HIMDANI
Contract type name	GDS Contract
Purpose of contract	General
Contract start date	01/04/2006
Contract end date	

18/19 Contracted general activity (UDA)	7,422
Carry forward general activity (UDA)	0
18/19 Contracted orthodontic activity (UOA)	0
Carry forward orthodontic activity (UOA)	0
Baseline contract value	£243,595.48

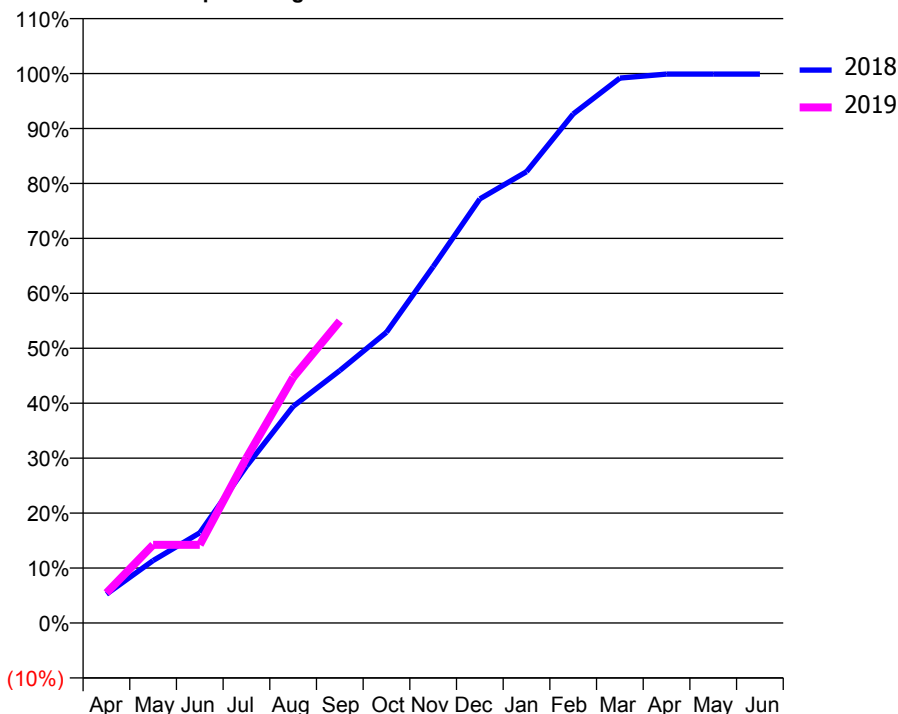
ACCESS*

Patients seen in 24 months	Total	Change since previous quarter
Quarter ending September 2017	2,591	
Quarter ending December 2017	2,690	↑
Quarter ending March 2018	2,619	↓
Quarter ending June 2018	2,611	→
Quarter ending September 2018	2,792	↑
Variance since September 2017	7.8%	↑



ACTIVITY

Cumulative percentage of contracted UDA delivered 2018 & 2019



Adjusted Scheduled Activity (UDA)

Month	2018	2019
April	389	406
May	844	1,057
June	1,218	1,057
July	2,116	2,230
August	2,927	3,317
September	3,410	4,078
October	3,928	
November	4,813	
December	5,728	
January	6,096	
February	6,875	
March	7,360	
April	7,415	
May	7,415	
June	7,415	

QUALITY

	Quantity	Base Number	Contract	AT	Region	England
% of FP17s for the same patient ID Re-attending within 3 months - Children	14	383	3.7%	12.0%	12.2%	11.6%
% of FP17s for the same patient ID Re-attending within 3 months - Adults	96	1,241	7.7%	16.0%	15.8%	15.5%
% of FP17s for the same patient ID Re-attending between 3 & 9 months - Children	137	383	35.8%	58.2%	60.3%	58.8%
% of FP17s for the same patient ID Re-attending between 3 & 9 months - Adults	549	1,241	44.2%	51.6%	53.5%	51.1%
% of FP17s for Band 1 Urgent Courses	64	1,597	4.0%	10.1%	9.1%	9.0%
% of FP17s Relating to Free Repair or Replacements	6	1,597	0.4%	0.8%	1.0%	0.8%
% of FP17s Relating to Continuations	13	1,597	0.8%	0.9%	1.0%	0.9%
% of Patients satisfied with the dentistry they have received	0	0	N/A	94.9%	93.6%	93.3%
% of Patients satisfied with the time they had to wait for an appointment	0	0	N/A	89.4%	89.8%	88.9%

* This is based on patients treated on this contract for their most recent course of treatment. Figures in italics indicate the base number of FP17s or Patient Questionnaire responses are less than 100. N/A is shown where the base number of responses is less than 10 during the period. % is calculated as Quantity/Base number*100

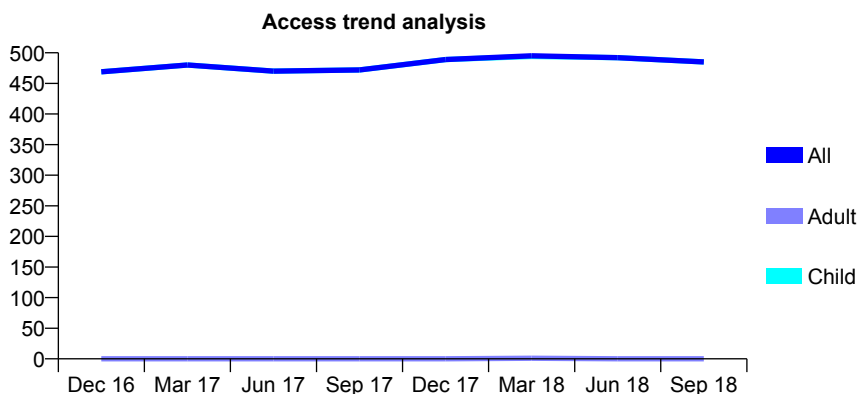
Q46 - Vital Signs At a Glance Contract Report for 222402/0001 - September 2018

Name or company name	MR P PONG
Contract type name	GDS Contract
Purpose of contract	General
Contract start date	01/04/2006
Contract end date	

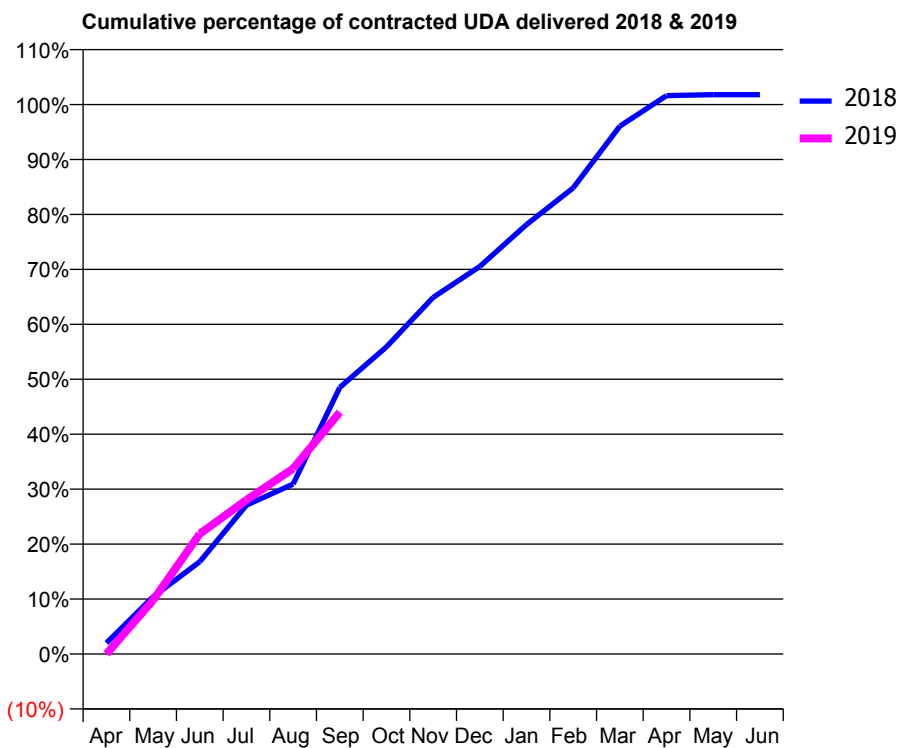
18/19 Contracted general activity (UDA)	1,756
Carry forward general activity (UDA)	0
18/19 Contracted orthodontic activity (UOA)	0
Carry forward orthodontic activity (UOA)	0
Baseline contract value	£40,086.89

ACCESS*

Patients seen in 24 months	Total	Change since previous quarter
Quarter ending September 2017	472	
Quarter ending December 2017	489	↑
Quarter ending March 2018	495	→
Quarter ending June 2018	492	→
Quarter ending September 2018	485	↓
Variance since September 2017	2.8%	↑



ACTIVITY



Month	Adjusted Scheduled Activity (UDA)	
	2018	2019
April	35	0
May	183	172
June	295	384
July	476	493
August	543	593
September	852	773
October	981	
November	1,140	
December	1,239	
January	1,372	
February	1,490	
March	1,687	
April	1,784	
May	1,787	
June	1,787	

QUALITY

	Quantity	Base Number	Contract	AT	Region	England
% of FP17s for the same patient ID Re-attending within 3 months - Children	15	426	3.5%	12.0%	12.2%	11.6%
% of FP17s for the same patient ID Re-attending within 3 months - Adults	0	0	N/A	16.0%	15.8%	15.5%
% of FP17s for the same patient ID Re-attending between 3 & 9 months - Children	343	426	80.5%	58.2%	60.3%	58.8%
% of FP17s for the same patient ID Re-attending between 3 & 9 months - Adults	0	0	N/A	51.6%	53.5%	51.1%
% of FP17s for Band 1 Urgent Courses	3	372	0.8%	10.1%	9.1%	9.0%
% of FP17s Relating to Free Repair or Replacements	0	372	0.0%	0.8%	1.0%	0.8%
% of FP17s Relating to Continuations	0	372	0.0%	0.9%	1.0%	0.9%
% of Patients satisfied with the dentistry they have received	0	0	N/A	94.9%	93.6%	93.3%
% of Patients satisfied with the time they had to wait for an appointment	0	0	N/A	89.4%	89.8%	88.9%

* This is based on patients treated on this contract for their most recent course of treatment. Figures in italics indicate the base number of FP17s or Patient Questionnaire responses are less than 100. N/A is shown where the base number of responses is less than 10 during the period. % is calculated as Quantity/Base number*100

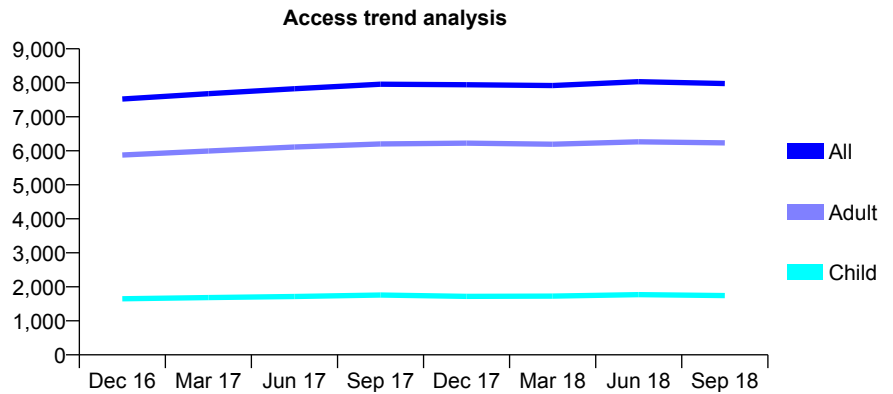
Q46 - Vital Signs At a Glance Contract Report for 224944/0003 - September 2018

Name or company name	MR DF MCGRATH
Contract type name	GDS Contract
Purpose of contract	General
Contract start date	01/06/2011
Contract end date	

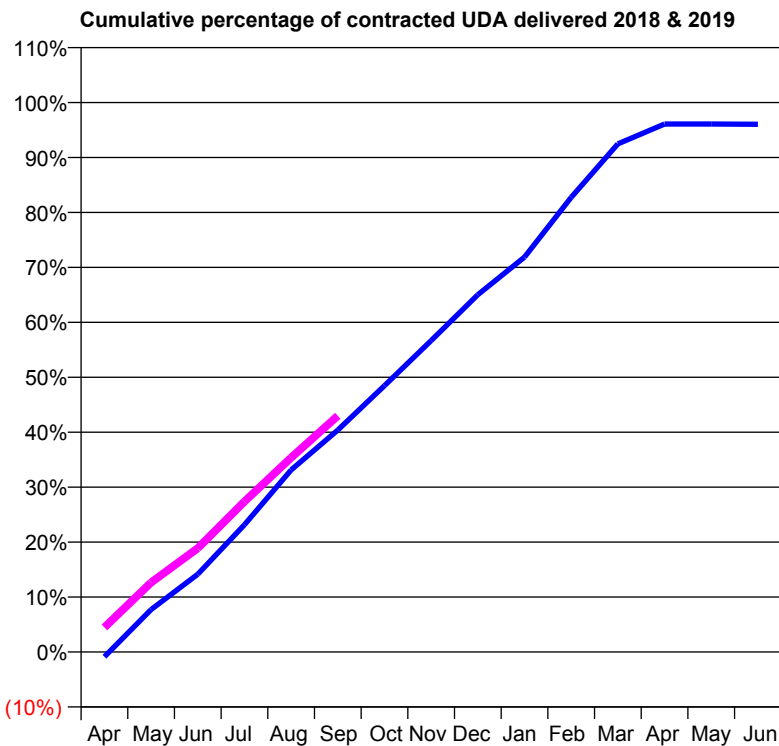
18/19 Contracted general activity (UDA)	27,600
Carry forward general activity (UDA)	0
18/19 Contracted orthodontic activity (UOA)	0
Carry forward orthodontic activity (UOA)	0
Baseline contract value	£896,429.84

ACCESS*

Patients seen in 24 months	Total	Change since previous quarter
Quarter ending September 2017	7,957	
Quarter ending December 2017	7,943	→
Quarter ending March 2018	7,920	→
Quarter ending June 2018	8,035	→
Quarter ending September 2018	7,980	→
Variance since September 2017	0.3%	→



ACTIVITY



Month	Adjusted Scheduled Activity (UDA)	
	2018	2019
April	-243	1,236
May	2,132	3,495
June	3,908	5,216
July	6,390	7,558
August	9,143	9,761
September	11,150	11,862
October	13,378	
November	15,645	
December	17,946	
January	19,832	
February	22,835	
March	25,523	
April	26,517	
May	26,520	
June	26,508	

QUALITY

	Quantity	Base Number	Contract	AT	Region	England
% of FP17s for the same patient ID Re-attending within 3 months - Children	116	1,434	8.1%	12.0%	12.2%	11.6%
% of FP17s for the same patient ID Re-attending within 3 months - Adults	811	4,814	16.8%	16.0%	15.8%	15.5%
% of FP17s for the same patient ID Re-attending between 3 & 9 months - Children	920	1,434	64.2%	58.2%	60.3%	58.8%
% of FP17s for the same patient ID Re-attending between 3 & 9 months - Adults	2,893	4,814	60.1%	51.6%	53.5%	51.1%
% of FP17s for Band 1 Urgent Courses	431	5,840	7.4%	10.1%	9.1%	9.0%
% of FP17s Relating to Free Repair or Replacements	65	5,840	1.1%	0.8%	1.0%	0.8%
% of FP17s Relating to Continuations	57	5,840	1.0%	0.9%	1.0%	0.9%
% of Patients satisfied with the dentistry they have received	4	4	N/A	94.9%	93.6%	93.3%
% of Patients satisfied with the time they had to wait for an appointment	4	4	N/A	89.4%	89.8%	88.9%

* This is based on patients treated on this contract for their most recent course of treatment. Figures in italics indicate the base number of FP17s or Patient Questionnaire responses are less than 100. N/A is shown where the base number of responses is less than 10 during the period. % is calculated as Quantity/Base number*100

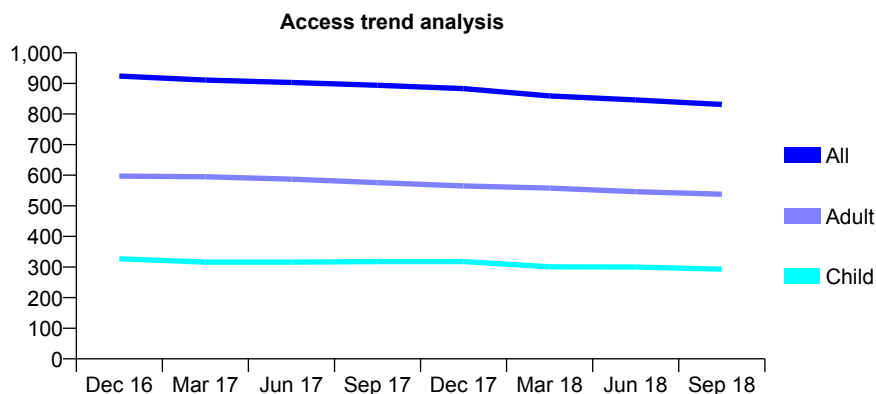
Q46 - Vital Signs At a Glance Contract Report for 226815/0001 - September 2018

Name or company name	Mr Bilal Sheikh
Contract type name	GDS Contract
Purpose of contract	General
Contract start date	01/04/2006
Contract end date	

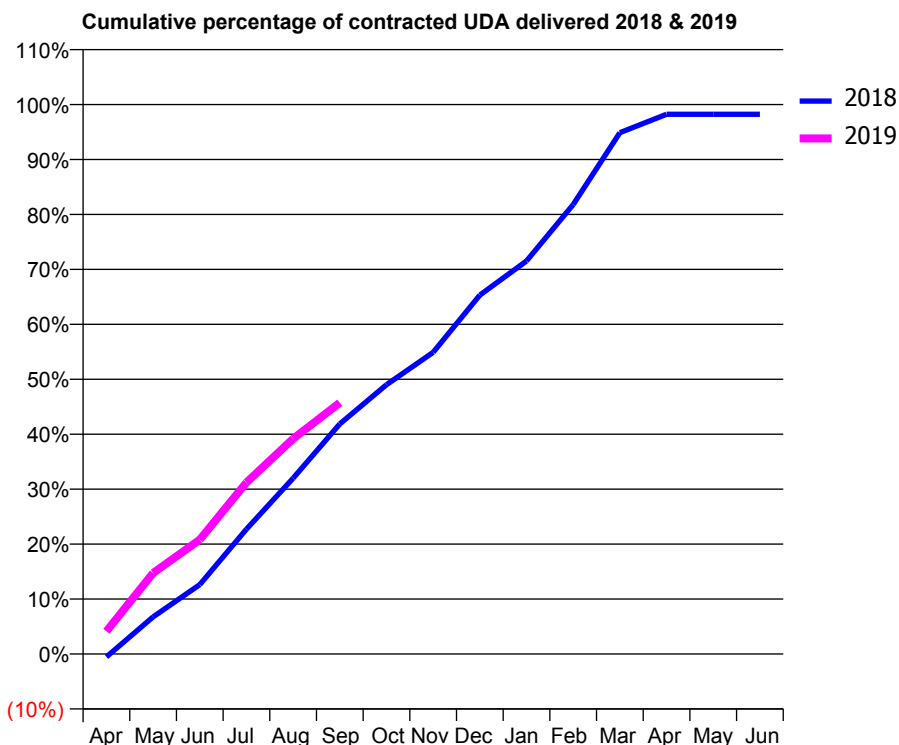
18/19 Contracted general activity (UDA)	2,772
Carry forward general activity (UDA)	0
18/19 Contracted orthodontic activity (UOA)	0
Carry forward orthodontic activity (UOA)	0
Baseline contract value	£118,585.87

ACCESS*

Patients seen in 24 months	Total	Change since previous quarter
Quarter ending September 2017	894	
Quarter ending December 2017	883	↓
Quarter ending March 2018	859	↓
Quarter ending June 2018	846	↓
Quarter ending September 2018	831	↓
Variance since September 2017	(7.0%)	↓



ACTIVITY



Month	Adjusted Scheduled Activity (UDA)	
	2018	2019
April	-15	115
May	187	409
June	350	577
July	630	865
August	887	1,086
September	1,160	1,268
October	1,358	
November	1,522	
December	1,810	
January	1,983	
February	2,267	
March	2,630	
April	2,723	
May	2,723	
June	2,723	

QUALITY

	Quantity	Base Number	Contract	AT	Region	England
% of FP17s for the same patient ID Re-attending within 3 months - Children	28	251	11.2%	12.0%	12.2%	11.6%
% of FP17s for the same patient ID Re-attending within 3 months - Adults	75	397	18.9%	16.0%	15.8%	15.5%
% of FP17s for the same patient ID Re-attending between 3 & 9 months - Children	166	251	66.1%	58.2%	60.3%	58.8%
% of FP17s for the same patient ID Re-attending between 3 & 9 months - Adults	230	397	57.9%	51.6%	53.5%	51.1%
% of FP17s for Band 1 Urgent Courses	48	598	8.0%	10.1%	9.1%	9.0%
% of FP17s Relating to Free Repair or Replacements	6	598	1.0%	0.8%	1.0%	0.8%
% of FP17s Relating to Continuations	4	598	0.7%	0.9%	1.0%	0.9%
% of Patients satisfied with the dentistry they have received	1	1	N/A	94.9%	93.6%	93.3%
% of Patients satisfied with the time they had to wait for an appointment	1	1	N/A	89.4%	89.8%	88.9%

* This is based on patients treated on this contract for their most recent course of treatment. Figures in italics indicate the base number of FP17s or Patient Questionnaire responses are less than 100. N/A is shown where the base number of responses is less than 10 during the period. % is calculated as Quantity/Base number*100

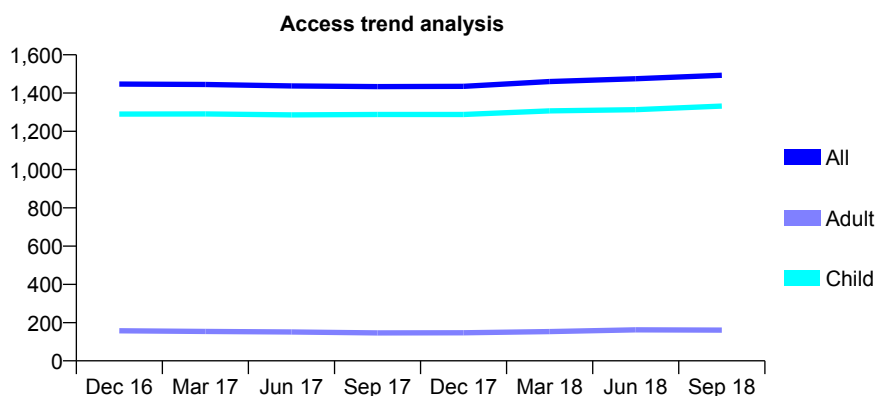
Q46 - Vital Signs At a Glance Contract Report for 232971/0001 - September 2018

Name or company name	MISS S HODGSON
Contract type name	GDS Contract
Purpose of contract	General
Contract start date	01/04/2006
Contract end date	

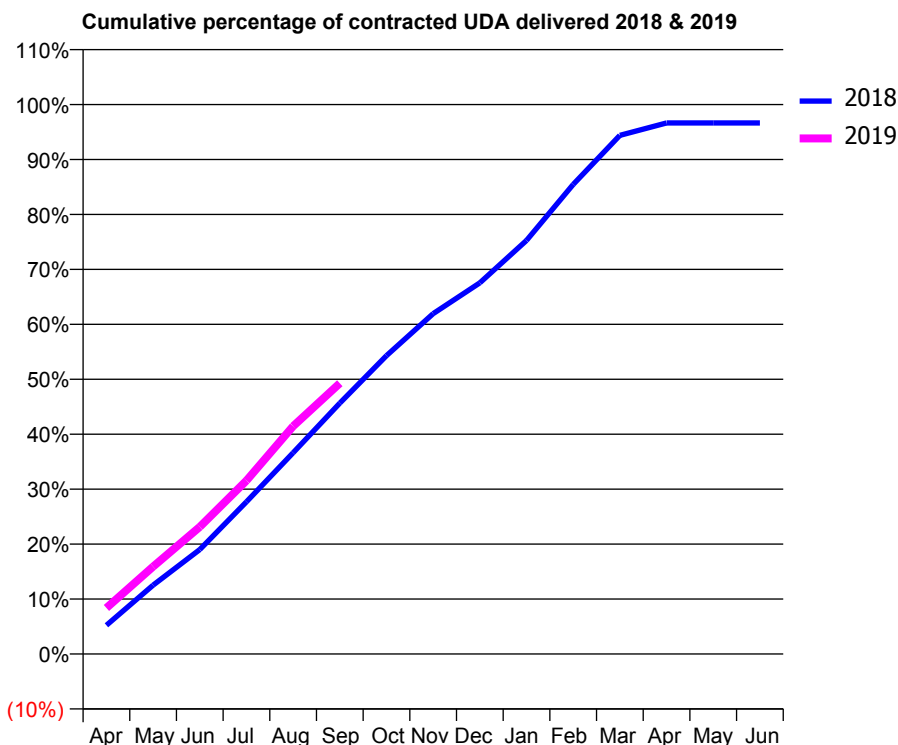
18/19 Contracted general activity (UDA)	3,396
Carry forward general activity (UDA)	0
18/19 Contracted orthodontic activity (UOA)	0
Carry forward orthodontic activity (UOA)	0
Baseline contract value	£83,969.33

ACCESS*

Patients seen in 24 months	Total	Change since previous quarter
Quarter ending September 2017	1,434	
Quarter ending December 2017	1,435	→
Quarter ending March 2018	1,460	→
Quarter ending June 2018	1,475	→
Quarter ending September 2018	1,493	→
Variance since September 2017	4.1%	↑



ACTIVITY



Adjusted Scheduled Activity (UDA)		
Month	2018	2019
April	178	285
May	426	541
June	646	786
July	941	1,072
August	1,244	1,408
September	1,550	1,673
October	1,844	
November	2,104	
December	2,294	
January	2,556	
February	2,902	
March	3,205	
April	3,282	
May	3,282	
June	3,282	

QUALITY

	Quantity	Base Number	Contract	AT	Region	England
% of FP17s for the same patient ID Re-attending within 3 months - Children	105	1,151	9.1%	12.0%	12.2%	11.6%
% of FP17s for the same patient ID Re-attending within 3 months - Adults	6	61	9.8%	16.0%	15.8%	15.5%
% of FP17s for the same patient ID Re-attending between 3 & 9 months - Children	787	1,151	68.4%	58.2%	60.3%	58.8%
% of FP17s for the same patient ID Re-attending between 3 & 9 months - Adults	46	61	75.4%	51.6%	53.5%	51.1%
% of FP17s for Band 1 Urgent Courses	57	1,158	4.9%	10.1%	9.1%	9.0%
% of FP17s Relating to Free Repair or Replacements	0	1,158	0.0%	0.8%	1.0%	0.8%
% of FP17s Relating to Continuations	0	1,158	0.0%	0.9%	1.0%	0.9%
% of Patients satisfied with the dentistry they have received	0	0	N/A	94.9%	93.6%	93.3%
% of Patients satisfied with the time they had to wait for an appointment	0	0	N/A	89.4%	89.8%	88.9%

* This is based on patients treated on this contract for their most recent course of treatment. Figures in italics indicate the base number of FP17s or Patient Questionnaire responses are less than 100. N/A is shown where the base number of responses is less than 10 during the period. % is calculated as Quantity/Base number*100

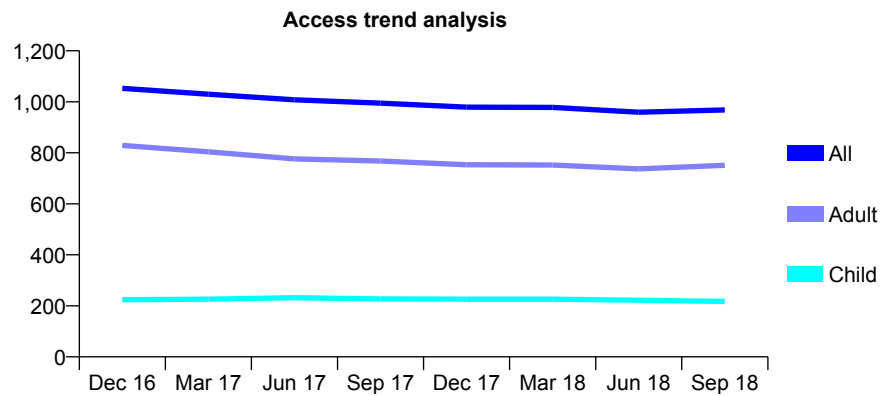
Q46 - Vital Signs At a Glance Contract Report for 235881/0001 - September 2018

Name or company name	MR S HELM
Contract type name	GDS Contract
Purpose of contract	General
Contract start date	01/04/2006
Contract end date	

18/19 Contracted general activity (UDA)	4,200
Carry forward general activity (UDA)	0
18/19 Contracted orthodontic activity (UOA)	0
Carry forward orthodontic activity (UOA)	0
Baseline contract value	£136,772.49

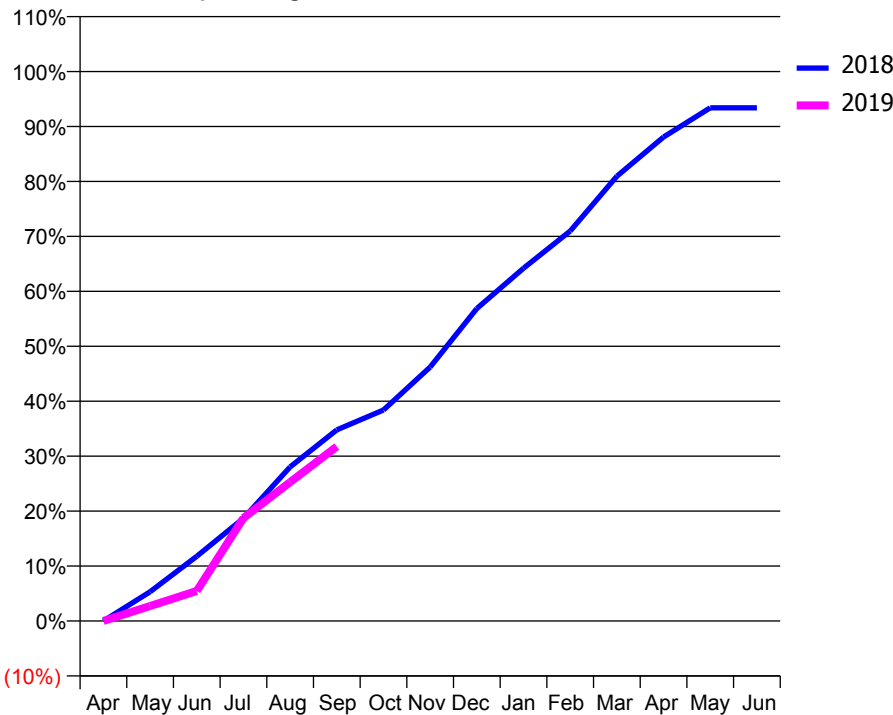
ACCESS*

Patients seen in 24 months	Total	Change since previous quarter
Quarter ending September 2017	995	
Quarter ending December 2017	979	↓
Quarter ending March 2018	978	→
Quarter ending June 2018	959	↓
Quarter ending September 2018	968	→
Variance since September 2017	(2.7%)	↓



ACTIVITY

Cumulative percentage of contracted UDA delivered 2018 & 2019



Month	Adjusted Scheduled Activity (UDA)	
	2018	2019
April	0	0
May	224	115
June	495	229
July	786	787
August	1,178	1,062
September	1,461	1,333
October	1,613	
November	1,941	
December	2,388	
January	2,696	
February	2,981	
March	3,399	
April	3,699	
May	3,923	
June	3,923	

QUALITY

	Quantity	Base Number	Contract	AT	Region	England
% of FP17s for the same patient ID Re-attending within 3 months - Children	11	146	7.5%	12.0%	12.2%	11.6%
% of FP17s for the same patient ID Re-attending within 3 months - Adults	100	452	22.1%	16.0%	15.8%	15.5%
% of FP17s for the same patient ID Re-attending between 3 & 9 months - Children	79	146	54.1%	58.2%	60.3%	58.8%
% of FP17s for the same patient ID Re-attending between 3 & 9 months - Adults	171	452	37.8%	51.6%	53.5%	51.1%
% of FP17s for Band 1 Urgent Courses	66	435	15.2%	10.1%	9.1%	9.0%
% of FP17s Relating to Free Repair or Replacements	10	435	2.3%	0.8%	1.0%	0.8%
% of FP17s Relating to Continuations	2	435	0.5%	0.9%	1.0%	0.9%
% of Patients satisfied with the dentistry they have received	0	0	N/A	94.9%	93.6%	93.3%
% of Patients satisfied with the time they had to wait for an appointment	0	0	N/A	89.4%	89.8%	88.9%

* This is based on patients treated on this contract for their most recent course of treatment. Figures in italics indicate the base number of FP17s or Patient Questionnaire responses are less than 100. N/A is shown where the base number of responses is less than 10 during the period. % is calculated as Quantity/Base number*100

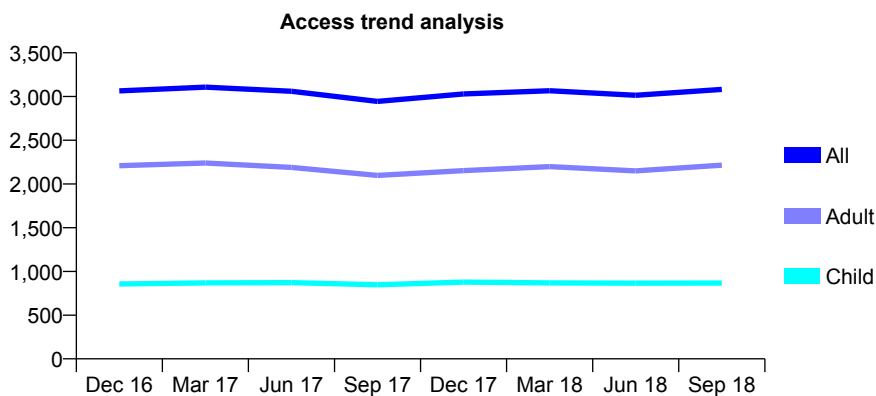
Q46 - Vital Signs At a Glance Contract Report for 238422/0002 - September 2018

Name or company name	MR A HOLLAND
Contract type name	GDS Contract
Purpose of contract	General
Contract start date	01/04/2006
Contract end date	

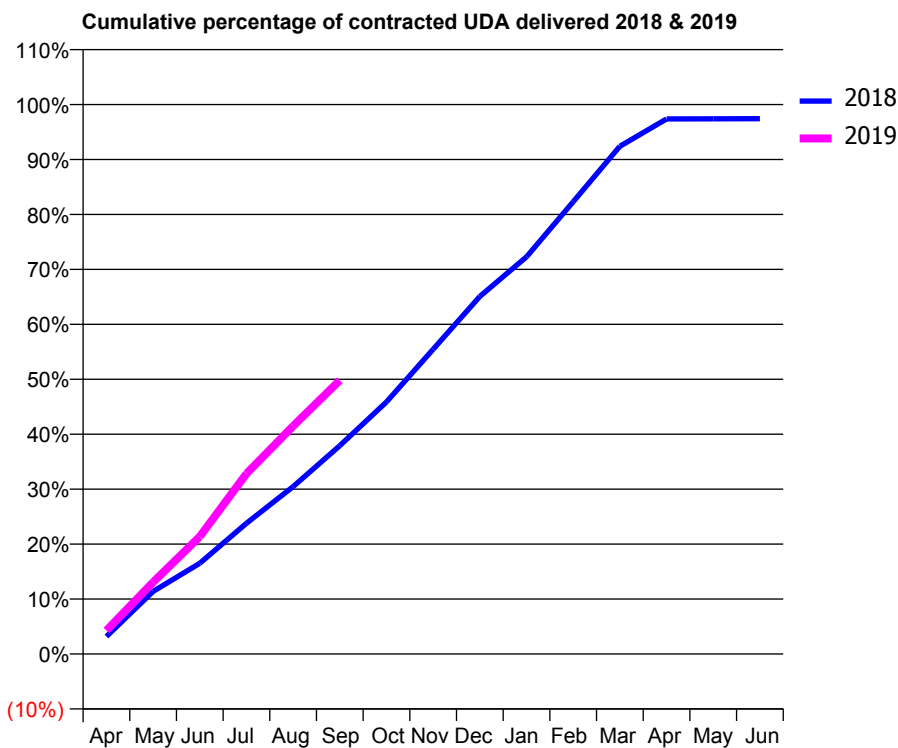
18/19 Contracted general activity (UDA)	8,912
Carry forward general activity (UDA)	0
18/19 Contracted orthodontic activity (UOA)	0
Carry forward orthodontic activity (UOA)	0
Baseline contract value	£266,319.53

ACCESS*

Patients seen in 24 months	Total	Change since previous quarter
Quarter ending September 2017	2,944	
Quarter ending December 2017	3,030	↑
Quarter ending March 2018	3,066	→
Quarter ending June 2018	3,014	↓
Quarter ending September 2018	3,082	↑
Variance since September 2017	4.7%	↑



ACTIVITY



Adjusted Scheduled Activity (UDA)		
Month	2018	2019
April	285	382
May	1,016	1,165
June	1,472	1,903
July	2,121	2,926
August	2,715	3,697
September	3,378	4,440
October	4,089	
November	4,942	
December	5,800	
January	6,441	
February	7,335	
March	8,235	
April	8,677	
May	8,681	
June	8,682	

QUALITY

	Quantity	Base Number	Contract	AT	Region	England
% of FP17s for the same patient ID Re-attending within 3 months - Children	63	682	9.2%	12.0%	12.2%	11.6%
% of FP17s for the same patient ID Re-attending within 3 months - Adults	267	1,489	17.9%	16.0%	15.8%	15.5%
% of FP17s for the same patient ID Re-attending between 3 & 9 months - Children	384	682	56.3%	58.2%	60.3%	58.8%
% of FP17s for the same patient ID Re-attending between 3 & 9 months - Adults	585	1,489	39.3%	51.6%	53.5%	51.1%
% of FP17s for Band 1 Urgent Courses	339	1,986	17.1%	10.1%	9.1%	9.0%
% of FP17s Relating to Free Repair or Replacements	11	1,986	0.6%	0.8%	1.0%	0.8%
% of FP17s Relating to Continuations	12	1,986	0.6%	0.9%	1.0%	0.9%
% of Patients satisfied with the dentistry they have received	1	1	N/A	94.9%	93.6%	93.3%
% of Patients satisfied with the time they had to wait for an appointment	1	1	N/A	89.4%	89.8%	88.9%

* This is based on patients treated on this contract for their most recent course of treatment. Figures in italics indicate the base number of FP17s or Patient Questionnaire responses are less than 100. N/A is shown where the base number of responses is less than 10 during the period. % is calculated as Quantity/Base number*100

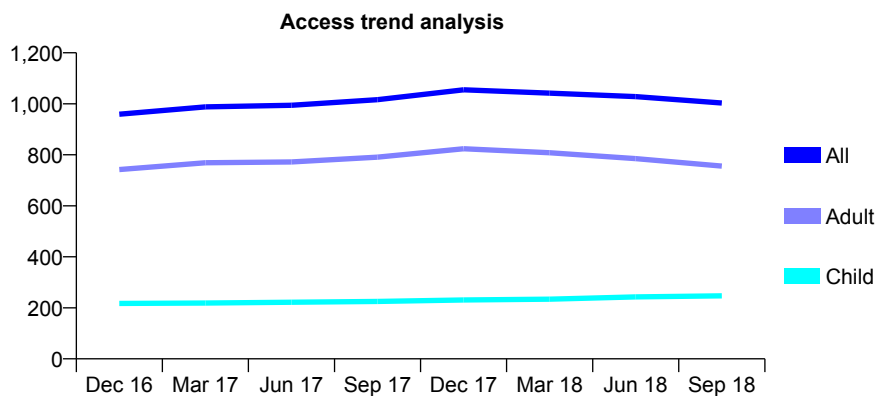
Q46 - Vital Signs At a Glance Contract Report for 238422/0003 - September 2018

Name or company name	MR A HOLLAND
Contract type name	GDS Contract
Purpose of contract	General
Contract start date	01/04/2006
Contract end date	

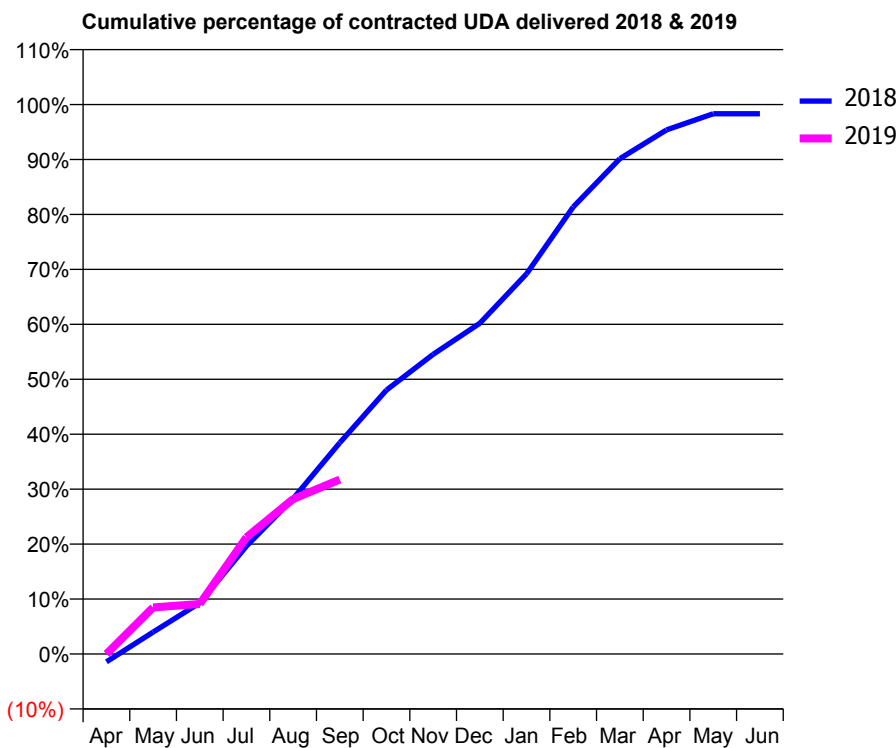
18/19 Contracted general activity (UDA)	2,713
Carry forward general activity (UDA)	0
18/19 Contracted orthodontic activity (UOA)	0
Carry forward orthodontic activity (UOA)	0
Baseline contract value	£88,328.58

ACCESS*

Patients seen in 24 months	Total	Change since previous quarter
Quarter ending September 2017	1,016	
Quarter ending December 2017	1,055	↑
Quarter ending March 2018	1,042	↓
Quarter ending June 2018	1,028	↓
Quarter ending September 2018	1,003	↓
Variance since September 2017	(1.3%)	↓



ACTIVITY



Adjusted Scheduled Activity (UDA)		
Month	2018	2019
April	-39	0
May	109	230
June	252	247
July	533	577
August	767	765
September	1,043	862
October	1,303	
November	1,479	
December	1,633	
January	1,876	
February	2,207	
March	2,446	
April	2,588	
May	2,668	
June	2,668	

QUALITY

	Quantity	Base Number	Contract	AT	Region	England
% of FP17s for the same patient ID Re-attending within 3 months - Children	2	127	1.6%	12.0%	12.2%	11.6%
% of FP17s for the same patient ID Re-attending within 3 months - Adults	41	361	11.4%	16.0%	15.8%	15.5%
% of FP17s for the same patient ID Re-attending between 3 & 9 months - Children	67	127	52.8%	58.2%	60.3%	58.8%
% of FP17s for the same patient ID Re-attending between 3 & 9 months - Adults	119	361	33.0%	51.6%	53.5%	51.1%
% of FP17s for Band 1 Urgent Courses	98	406	24.1%	10.1%	9.1%	9.0%
% of FP17s Relating to Free Repair or Replacements	1	406	0.2%	0.8%	1.0%	0.8%
% of FP17s Relating to Continuations	2	406	0.5%	0.9%	1.0%	0.9%
% of Patients satisfied with the dentistry they have received	0	0	N/A	94.9%	93.6%	93.3%
% of Patients satisfied with the time they had to wait for an appointment	0	0	N/A	89.4%	89.8%	88.9%

* This is based on patients treated on this contract for their most recent course of treatment. Figures in italics indicate the base number of FP17s or Patient Questionnaire responses are less than 100. N/A is shown where the base number of responses is less than 10 during the period. % is calculated as Quantity/Base number*100

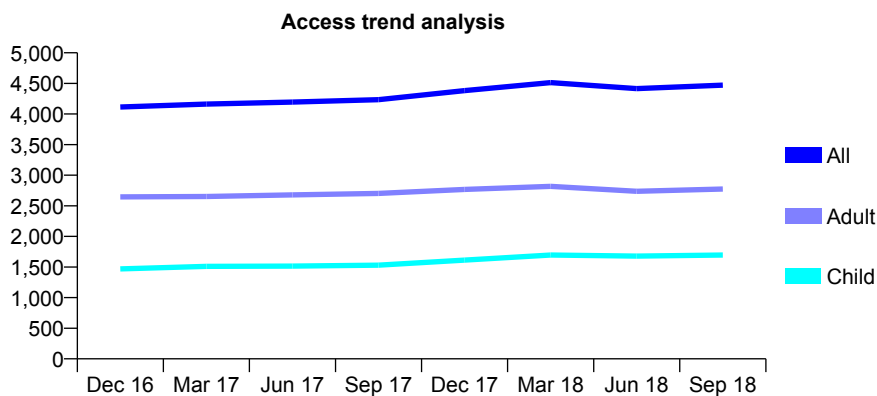
Q46 - Vital Signs At a Glance Contract Report for 238821/0001 - September 2018

Name or company name	MR AS HASNAIN
Contract type name	GDS Contract
Purpose of contract	General
Contract start date	01/04/2006
Contract end date	

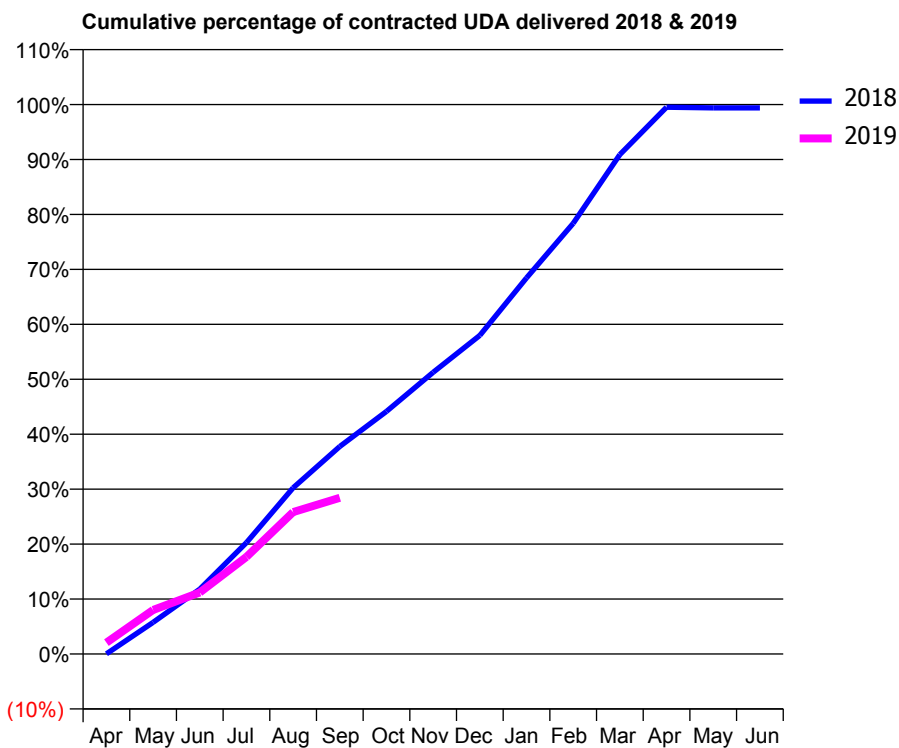
18/19 Contracted general activity (UDA)	13,879
Carry forward general activity (UDA)	0
18/19 Contracted orthodontic activity (UOA)	0
Carry forward orthodontic activity (UOA)	0
Baseline contract value	£472,117.53

ACCESS*

Patients seen in 24 months	Total	Change since previous quarter
Quarter ending September 2017	4,234	
Quarter ending December 2017	4,382	↑
Quarter ending March 2018	4,514	↑
Quarter ending June 2018	4,415	↓
Quarter ending September 2018	4,471	→
Variance since September 2017	5.6%	↑



ACTIVITY



Month	Adjusted Scheduled Activity (UDA)	
	2018	2019
April	4	290
May	799	1,114
June	1,638	1,553
July	2,815	2,455
August	4,200	3,585
September	5,241	3,945
October	6,129	
November	7,117	
December	8,047	
January	9,498	
February	10,875	
March	12,614	
April	13,810	
May	13,792	
June	13,792	

QUALITY

	Quantity	Base Number	Contract	AT	Region	England
% of FP17s for the same patient ID Re-attending within 3 months - Children	123	847	14.5%	12.0%	12.2%	11.6%
% of FP17s for the same patient ID Re-attending within 3 months - Adults	162	1,134	14.3%	16.0%	15.8%	15.5%
% of FP17s for the same patient ID Re-attending between 3 & 9 months - Children	346	847	40.9%	58.2%	60.3%	58.8%
% of FP17s for the same patient ID Re-attending between 3 & 9 months - Adults	384	1,134	33.9%	51.6%	53.5%	51.1%
% of FP17s for Band 1 Urgent Courses	119	1,573	7.6%	10.1%	9.1%	9.0%
% of FP17s Relating to Free Repair or Replacements	0	1,573	0.0%	0.8%	1.0%	0.8%
% of FP17s Relating to Continuations	2	1,573	0.1%	0.9%	1.0%	0.9%
% of Patients satisfied with the dentistry they have received	1	2	N/A	94.9%	93.6%	93.3%
% of Patients satisfied with the time they had to wait for an appointment	1	2	N/A	89.4%	89.8%	88.9%

* This is based on patients treated on this contract for their most recent course of treatment. Figures in italics indicate the base number of FP17s or Patient Questionnaire responses are less than 100. N/A is shown where the base number of responses is less than 10 during the period. % is calculated as Quantity/Base number*100

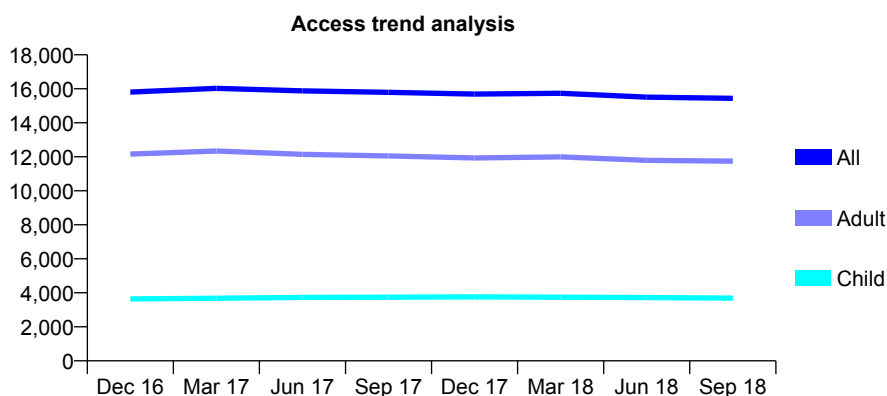
Q46 - Vital Signs At a Glance Contract Report for 239615/0001 - September 2018

Name or company name	MR RS SINGH
Contract type name	GDS Contract
Purpose of contract	General and Orthodontic
Contract start date	01/04/2006
Contract end date	

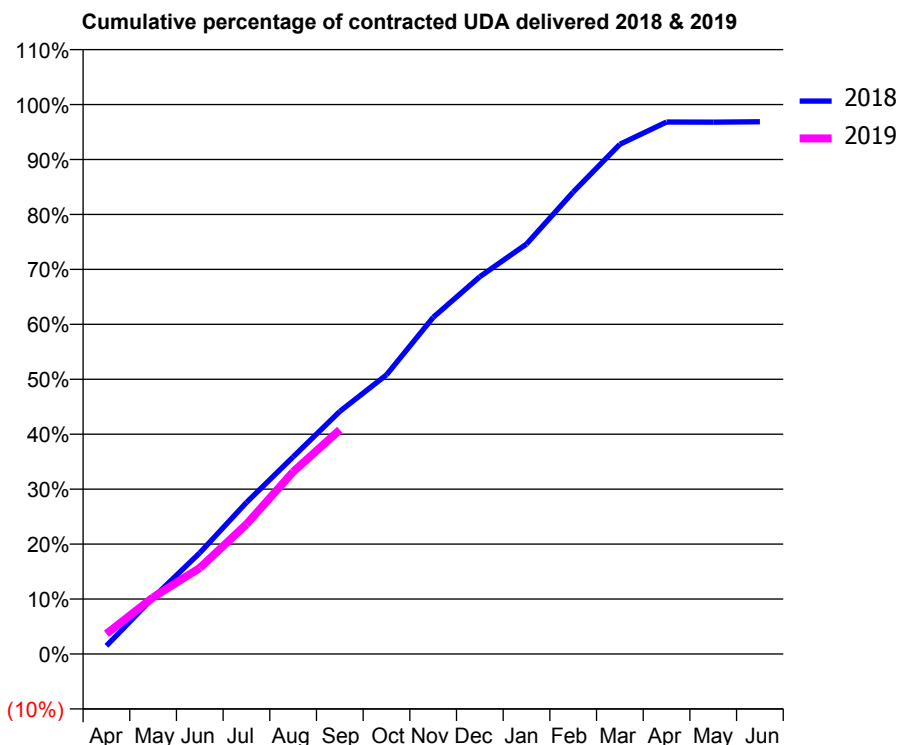
18/19 Contracted general activity (UDA)	39,521
Carry forward general activity (UDA)	0
18/19 Contracted orthodontic activity (UOA)	1,091
Carry forward orthodontic activity (UOA)	0
Baseline contract value	£1,387,591.65

ACCESS*

Patients seen in 24 months	Total	Change since previous quarter
Quarter ending September 2017	15,795	
Quarter ending December 2017	15,687	→
Quarter ending March 2018	15,740	→
Quarter ending June 2018	15,511	↓
Quarter ending September 2018	15,439	→
Variance since September 2017	(2.3%)	↓



ACTIVITY



Month	Adjusted Scheduled Activity (UDA)	
	2018	2019
April	585	1,456
May	4,049	4,078
June	7,275	6,189
July	10,901	9,337
August	14,179	13,102
September	17,455	16,124
October	20,075	
November	24,212	
December	27,134	
January	29,488	
February	33,224	
March	36,659	
April	38,257	
May	38,256	
June	38,283	

QUALITY

	Quantity	Base Number	Contract	AT	Region	England
% of FP17s for the same patient ID Re-attending within 3 months - Children	196	2,192	8.9%	12.0%	12.2%	11.6%
% of FP17s for the same patient ID Re-attending within 3 months - Adults	1,205	7,152	16.8%	16.0%	15.8%	15.5%
% of FP17s for the same patient ID Re-attending between 3 & 9 months - Children	935	2,192	42.7%	58.2%	60.3%	58.8%
% of FP17s for the same patient ID Re-attending between 3 & 9 months - Adults	3,400	7,152	47.5%	51.6%	53.5%	51.1%
% of FP17s for Band 1 Urgent Courses	627	8,191	7.7%	10.1%	9.1%	9.0%
% of FP17s Relating to Free Repair or Replacements	72	8,191	0.9%	0.8%	1.0%	0.8%
% of FP17s Relating to Continuations	49	8,191	0.6%	0.9%	1.0%	0.9%
% of Patients satisfied with the dentistry they have received	3	3	N/A	94.9%	93.6%	93.3%
% of Patients satisfied with the time they had to wait for an appointment	3	3	N/A	89.4%	89.8%	88.9%

* This is based on patients treated on this contract for their most recent course of treatment. Figures in italics indicate the base number of FP17s or Patient Questionnaire responses are less than 100. N/A is shown where the base number of responses is less than 10 during the period. % is calculated as Quantity/Base number*100

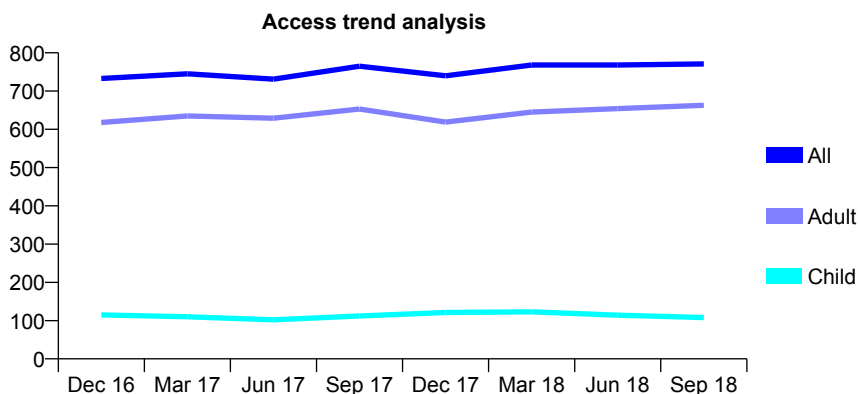
Q46 - Vital Signs At a Glance Contract Report for 239615/0006 - September 2018

Name or company name	MR RS SINGH
Contract type name	PDS Contract
Purpose of contract	General
Contract start date	01/05/2010
Contract end date	31/03/2019

18/19 Contracted general activity (UDA)	1,344
Carry forward general activity (UDA)	0
18/19 Contracted orthodontic activity (UOA)	0
Carry forward orthodontic activity (UOA)	0
Baseline contract value	£90,922.03

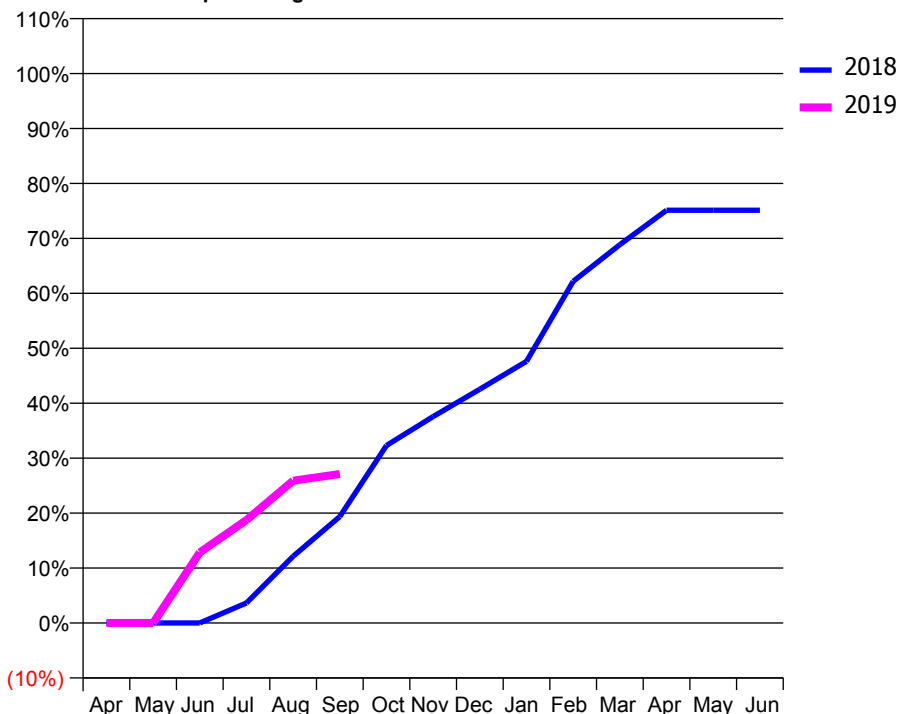
ACCESS*

Patients seen in 24 months	Total	Change since previous quarter
Quarter ending September 2017	765	
Quarter ending December 2017	740	↓
Quarter ending March 2018	768	↑
Quarter ending June 2018	768	→
Quarter ending September 2018	771	→
Variance since September 2017	0.8%	→



ACTIVITY

Cumulative percentage of contracted UDA delivered 2018 & 2019



Adjusted Scheduled Activity (UDA)

Month	2018	2019
April	0	0
May	0	0
June	0	173
July	49	252
August	163	348
September	260	365
October	434	
November	505	
December	572	
January	640	
February	836	
March	926	
April	1,010	
May	1,010	
June	1,010	

QUALITY

	Quantity	Base Number	Contract	AT	Region	England
% of FP17s for the same patient ID Re-attending within 3 months - Children	0	72	0.0%	12.0%	12.2%	11.6%
% of FP17s for the same patient ID Re-attending within 3 months - Adults	3	326	0.9%	16.0%	15.8%	15.5%
% of FP17s for the same patient ID Re-attending between 3 & 9 months - Children	0	72	0.0%	58.2%	60.3%	58.8%
% of FP17s for the same patient ID Re-attending between 3 & 9 months - Adults	4	326	1.2%	51.6%	53.5%	51.1%
% of FP17s for Band 1 Urgent Courses	314	315	99.7%	10.1%	9.1%	9.0%
% of FP17s Relating to Free Repair or Replacements	0	315	0.0%	0.8%	1.0%	0.8%
% of FP17s Relating to Continuations	0	315	0.0%	0.9%	1.0%	0.9%
% of Patients satisfied with the dentistry they have received	0	0	N/A	94.9%	93.6%	93.3%
% of Patients satisfied with the time they had to wait for an appointment	0	0	N/A	89.4%	89.8%	88.9%

* This is based on patients treated on this contract for their most recent course of treatment. Figures in italics indicate the base number of FP17s or Patient Questionnaire responses are less than 100. N/A is shown where the base number of responses is less than 10 during the period. % is calculated as Quantity/Base number*100

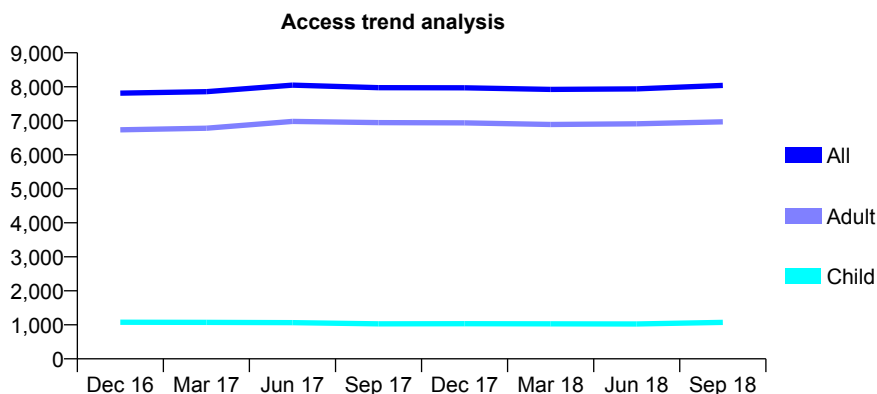
Q46 - Vital Signs At a Glance Contract Report for 243698/0001 - September 2018

Name or company name	Manchester DP Ltd
Contract type name	GDS Contract
Purpose of contract	General
Contract start date	01/04/2006
Contract end date	

18/19 Contracted general activity (UDA)	26,900
Carry forward general activity (UDA)	0
18/19 Contracted orthodontic activity (UOA)	0
Carry forward orthodontic activity (UOA)	0
Baseline contract value	£801,681.88

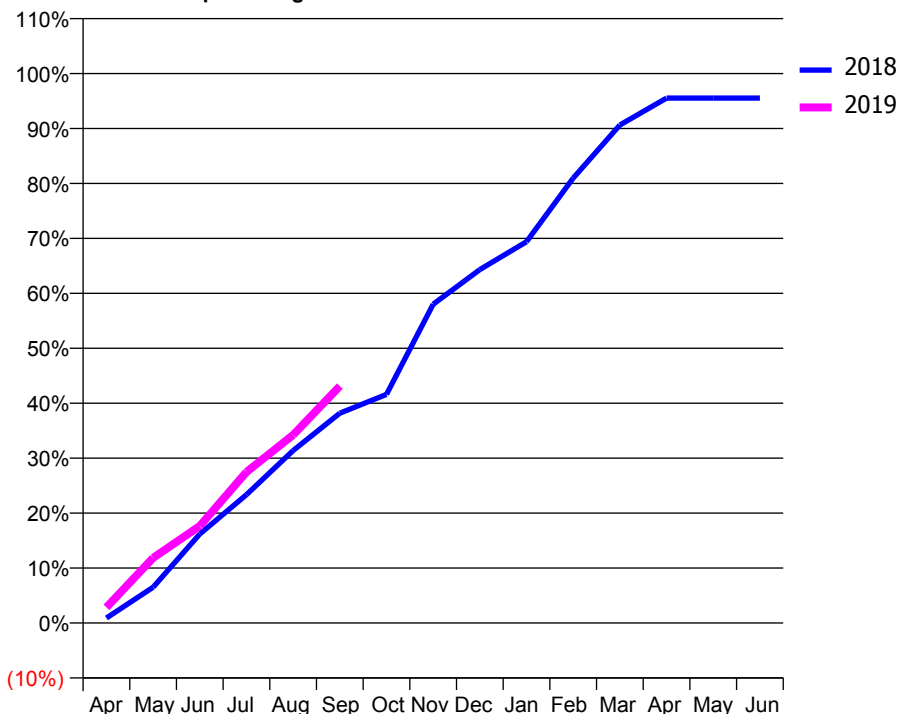
ACCESS*

Patients seen in 24 months	Total	Change since previous quarter
Quarter ending September 2017	7,975	
Quarter ending December 2017	7,972	→
Quarter ending March 2018	7,922	→
Quarter ending June 2018	7,939	→
Quarter ending September 2018	8,042	→
Variance since September 2017	0.8%	→



ACTIVITY

Cumulative percentage of contracted UDA delivered 2018 & 2019



Adjusted Scheduled Activity (UDA)

Month	2018	2019
April	245	768
May	1,751	3,190
June	4,354	4,750
July	6,282	7,390
August	8,446	9,208
September	10,270	11,597
October	11,192	
November	15,604	
December	17,302	
January	18,668	
February	21,781	
March	24,377	
April	25,695	
May	25,696	
June	25,699	

QUALITY

	Quantity	Base Number	Contract	AT	Region	England
% of FP17s for the same patient ID Re-attending within 3 months - Children	48	704	6.8%	12.0%	12.2%	11.6%
% of FP17s for the same patient ID Re-attending within 3 months - Adults	504	4,263	11.8%	16.0%	15.8%	15.5%
% of FP17s for the same patient ID Re-attending between 3 & 9 months - Children	404	704	57.4%	58.2%	60.3%	58.8%
% of FP17s for the same patient ID Re-attending between 3 & 9 months - Adults	2,200	4,263	51.6%	51.6%	53.5%	51.1%
% of FP17s for Band 1 Urgent Courses	486	4,305	11.3%	10.1%	9.1%	9.0%
% of FP17s Relating to Free Repair or Replacements	41	4,305	1.0%	0.8%	1.0%	0.8%
% of FP17s Relating to Continuations	19	4,305	0.4%	0.9%	1.0%	0.9%
% of Patients satisfied with the dentistry they have received	0	0	N/A	94.9%	93.6%	93.3%
% of Patients satisfied with the time they had to wait for an appointment	0	0	N/A	89.4%	89.8%	88.9%

* This is based on patients treated on this contract for their most recent course of treatment. Figures in italics indicate the base number of FP17s or Patient Questionnaire responses are less than 100. N/A is shown where the base number of responses is less than 10 during the period. % is calculated as Quantity/Base number*100

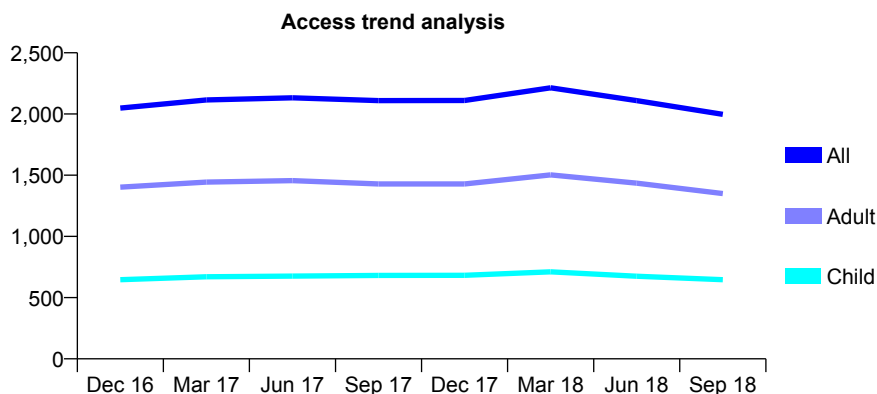
Q46 - Vital Signs At a Glance Contract Report for 243698/0002 - September 2018

Name or company name	MR A SALEEM PARTNERSHIP
Contract type name	GDS Contract
Purpose of contract	General
Contract start date	10/10/2008
Contract end date	

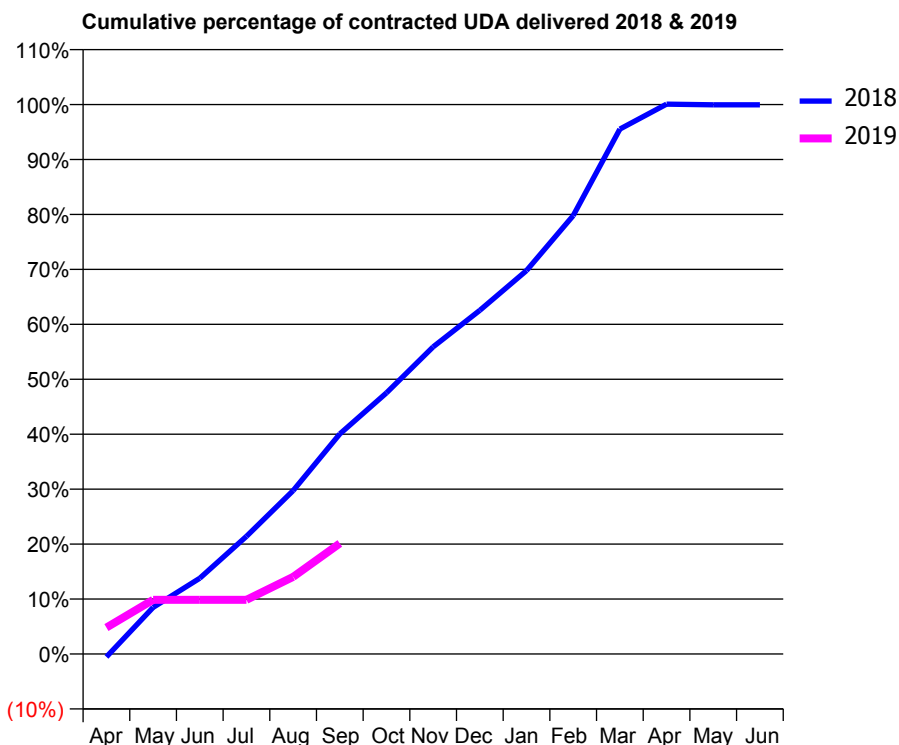
18/19 Contracted general activity (UDA)	6,803
Carry forward general activity (UDA)	0
18/19 Contracted orthodontic activity (UOA)	0
Carry forward orthodontic activity (UOA)	0
Baseline contract value	£181,160.66

ACCESS*

Patients seen in 24 months	Total	Change since previous quarter
Quarter ending September 2017	2,110	
Quarter ending December 2017	2,111	→
Quarter ending March 2018	2,214	↑
Quarter ending June 2018	2,110	↓
Quarter ending September 2018	1,997	↓
Variance since September 2017	(5.4%)	↓



ACTIVITY



Adjusted Scheduled Activity (UDA)		
Month	2018	2019
April	-37	328
May	578	671
June	938	671
July	1,456	671
August	2,024	955
September	2,725	1,369
October	3,233	
November	3,802	
December	4,254	
January	4,748	
February	5,428	
March	6,498	
April	6,807	
May	6,800	
June	6,800	

QUALITY

	Quantity	Base Number	Contract	AT	Region	England
% of FP17s for the same patient ID Re-attending within 3 months - Children	15	263	5.7%	12.0%	12.2%	11.6%
% of FP17s for the same patient ID Re-attending within 3 months - Adults	64	527	12.1%	16.0%	15.8%	15.5%
% of FP17s for the same patient ID Re-attending between 3 & 9 months - Children	168	263	63.9%	58.2%	60.3%	58.8%
% of FP17s for the same patient ID Re-attending between 3 & 9 months - Adults	295	527	56.0%	51.6%	53.5%	51.1%
% of FP17s for Band 1 Urgent Courses	33	626	5.3%	10.1%	9.1%	9.0%
% of FP17s Relating to Free Repair or Replacements	2	626	0.3%	0.8%	1.0%	0.8%
% of FP17s Relating to Continuations	11	626	1.8%	0.9%	1.0%	0.9%
% of Patients satisfied with the dentistry they have received	0	0	N/A	94.9%	93.6%	93.3%
% of Patients satisfied with the time they had to wait for an appointment	0	0	N/A	89.4%	89.8%	88.9%

* This is based on patients treated on this contract for their most recent course of treatment. Figures in italics indicate the base number of FP17s or Patient Questionnaire responses are less than 100. N/A is shown where the base number of responses is less than 10 during the period. % is calculated as Quantity/Base number*100

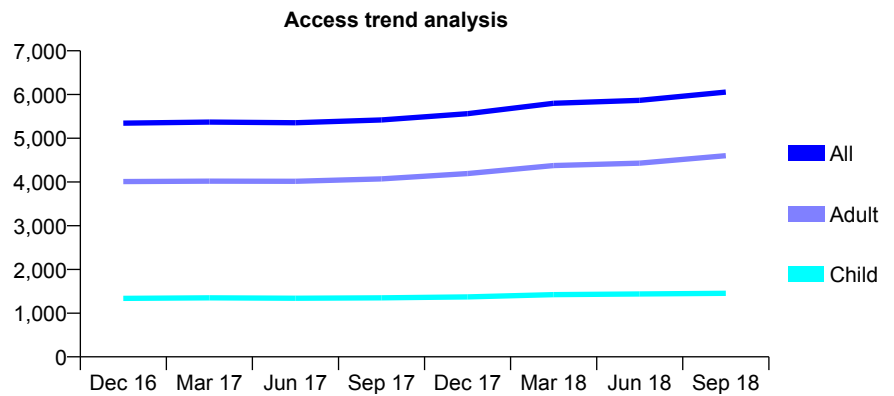
Q46 - Vital Signs At a Glance Contract Report for 245372/0005 - September 2018

Name or company name	Seedat, Ahmed and Hashmi
Contract type name	GDS Contract
Purpose of contract	General
Contract start date	18/12/2008
Contract end date	

18/19 Contracted general activity (UDA)	20,000
Carry forward general activity (UDA)	0
18/19 Contracted orthodontic activity (UOA)	0
Carry forward orthodontic activity (UOA)	0
Baseline contract value	£494,519.04

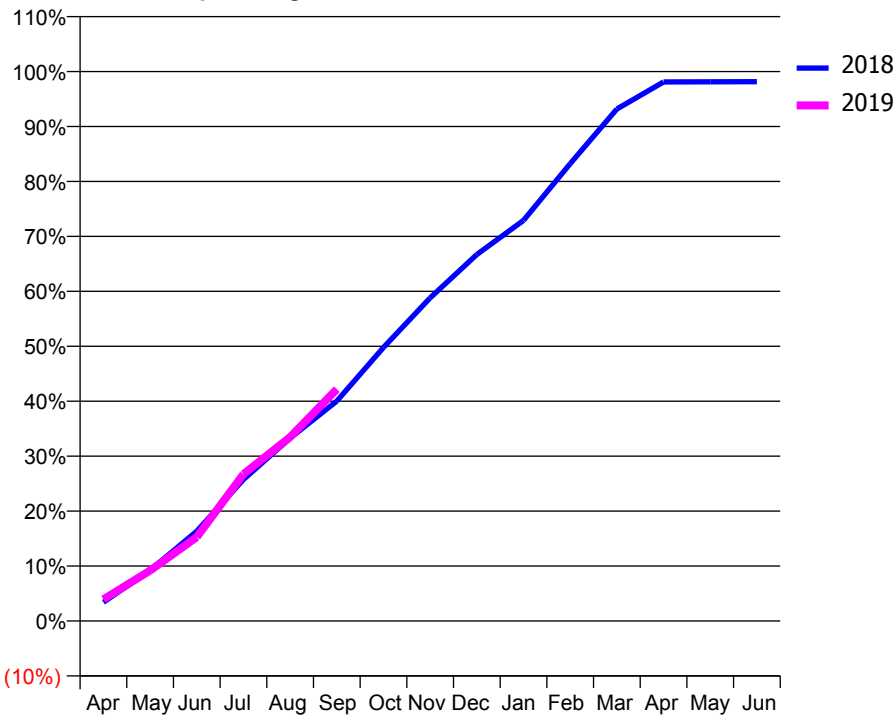
ACCESS*

Patients seen in 24 months	Total	Change since previous quarter
Quarter ending September 2017	5,419	
Quarter ending December 2017	5,563	↑
Quarter ending March 2018	5,800	↑
Quarter ending June 2018	5,867	→
Quarter ending September 2018	6,055	↑
Variance since September 2017	11.7%	↑



ACTIVITY

Cumulative percentage of contracted UDA delivered 2018 & 2019



Month	Adjusted Scheduled Activity (UDA)	
	2018	2019
April	682	787
May	1,851	1,835
June	3,269	3,054
July	5,150	5,345
August	6,655	6,694
September	8,005	8,437
October	9,955	
November	11,763	
December	13,340	
January	14,580	
February	16,642	
March	18,635	
April	19,620	
May	19,624	
June	19,628	

QUALITY

	Quantity	Base Number	Contract	AT	Region	England
% of FP17s for the same patient ID Re-attending within 3 months - Children	102	1,270	8.0%	12.0%	12.2%	11.6%
% of FP17s for the same patient ID Re-attending within 3 months - Adults	401	3,569	11.2%	16.0%	15.8%	15.5%
% of FP17s for the same patient ID Re-attending between 3 & 9 months - Children	934	1,270	73.5%	58.2%	60.3%	58.8%
% of FP17s for the same patient ID Re-attending between 3 & 9 months - Adults	2,356	3,569	66.0%	51.6%	53.5%	51.1%
% of FP17s for Band 1 Urgent Courses	299	4,395	6.8%	10.1%	9.1%	9.0%
% of FP17s Relating to Free Repair or Replacements	31	4,395	0.7%	0.8%	1.0%	0.8%
% of FP17s Relating to Continuations	10	4,395	0.2%	0.9%	1.0%	0.9%
% of Patients satisfied with the dentistry they have received	1	1	N/A	94.9%	93.6%	93.3%
% of Patients satisfied with the time they had to wait for an appointment	1	1	N/A	89.4%	89.8%	88.9%

* This is based on patients treated on this contract for their most recent course of treatment. Figures in italics indicate the base number of FP17s or Patient Questionnaire responses are less than 100. N/A is shown where the base number of responses is less than 10 during the period. % is calculated as Quantity/Base number*100

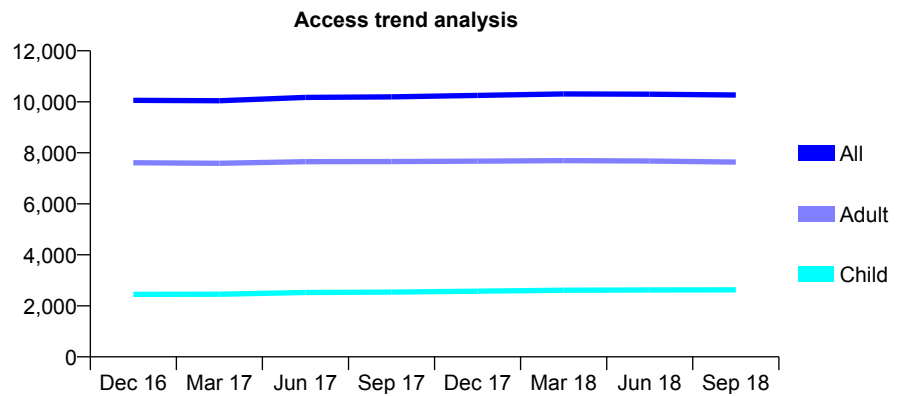
Q46 - Vital Signs At a Glance Contract Report for 245372/0006 - September 2018

Name or company name	MR KK SARANGI
Contract type name	GDS Contract
Purpose of contract	General
Contract start date	01/04/2011
Contract end date	

18/19 Contracted general activity (UDA)	29,210
Carry forward general activity (UDA)	0
18/19 Contracted orthodontic activity (UOA)	0
Carry forward orthodontic activity (UOA)	0
Baseline contract value	£722,245.86

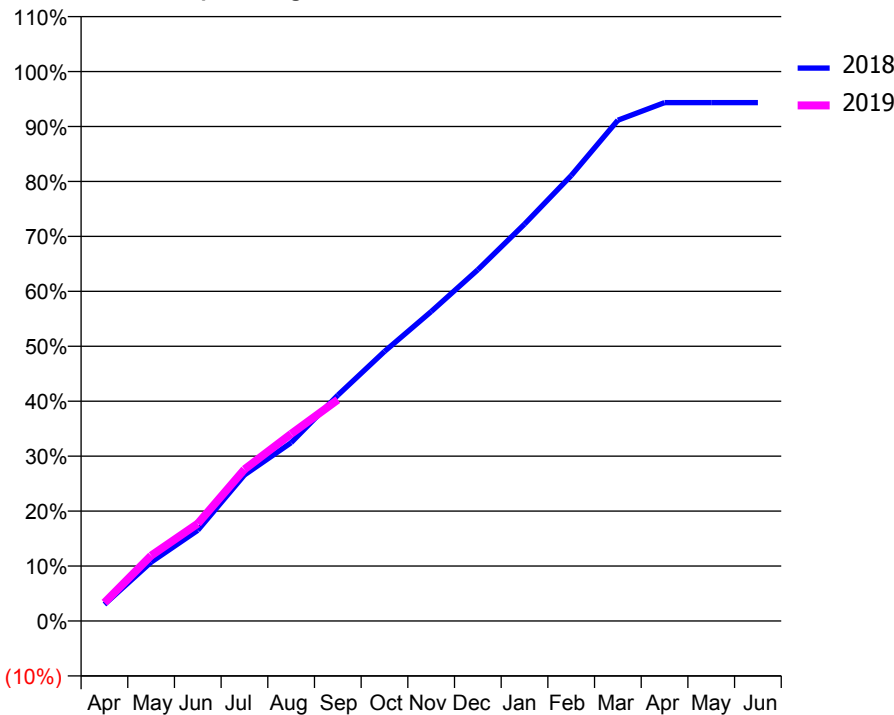
ACCESS*

Patients seen in 24 months	Total	Change since previous quarter
Quarter ending September 2017	10,196	
Quarter ending December 2017	10,249	→
Quarter ending March 2018	10,306	→
Quarter ending June 2018	10,300	→
Quarter ending September 2018	10,266	→
Variance since September 2017	0.7%	→



ACTIVITY

Cumulative percentage of contracted UDA delivered 2018 & 2019



Month	Adjusted Scheduled Activity (UDA)	
	2018	2019
April	882	971
May	3,130	3,475
June	4,820	5,179
July	7,764	8,063
August	9,477	9,951
September	12,005	11,762
October	14,327	
November	16,451	
December	18,678	
January	21,098	
February	23,679	
March	26,621	
April	27,558	
May	27,558	
June	27,558	

QUALITY

	Quantity	Base Number	Contract	AT	Region	England
% of FP17s for the same patient ID Re-attending within 3 months - Children	121	2,001	6.0%	12.0%	12.2%	11.6%
% of FP17s for the same patient ID Re-attending within 3 months - Adults	704	5,619	12.5%	16.0%	15.8%	15.5%
% of FP17s for the same patient ID Re-attending between 3 & 9 months - Children	1,363	2,001	68.1%	58.2%	60.3%	58.8%
% of FP17s for the same patient ID Re-attending between 3 & 9 months - Adults	3,790	5,619	67.4%	51.6%	53.5%	51.1%
% of FP17s for Band 1 Urgent Courses	310	7,096	4.4%	10.1%	9.1%	9.0%
% of FP17s Relating to Free Repair or Replacements	78	7,096	1.1%	0.8%	1.0%	0.8%
% of FP17s Relating to Continuations	124	7,096	1.7%	0.9%	1.0%	0.9%
% of Patients satisfied with the dentistry they have received	4	4	N/A	94.9%	93.6%	93.3%
% of Patients satisfied with the time they had to wait for an appointment	3	4	N/A	89.4%	89.8%	88.9%

* This is based on patients treated on this contract for their most recent course of treatment. Figures in italics indicate the base number of FP17s or Patient Questionnaire responses are less than 100. N/A is shown where the base number of responses is less than 10 during the period. % is calculated as Quantity/Base number*100

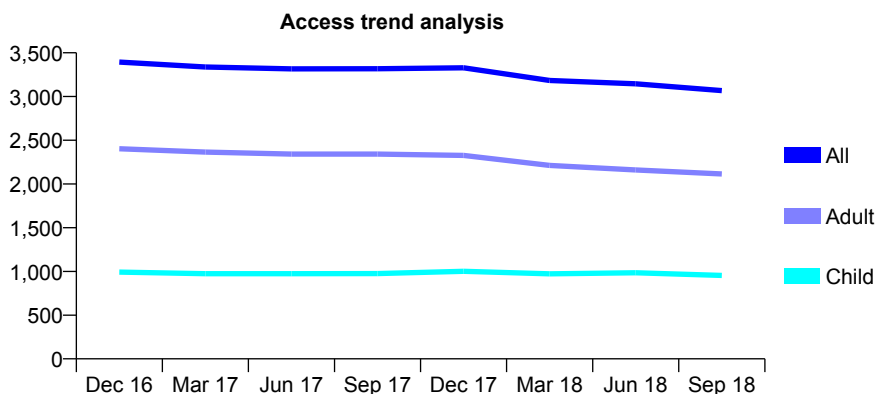
Q46 - Vital Signs At a Glance Contract Report for 245658/0001 - September 2018

Name or company name	MR K HAMEED
Contract type name	GDS Contract
Purpose of contract	General
Contract start date	01/04/2006
Contract end date	

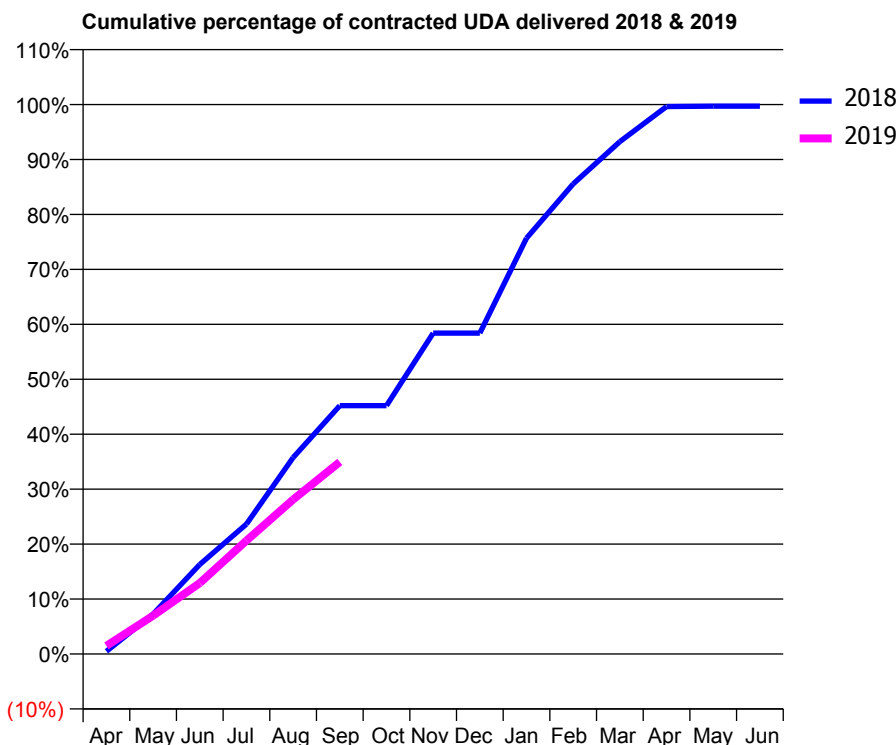
18/19 Contracted general activity (UDA)	8,433
Carry forward general activity (UDA)	0
18/19 Contracted orthodontic activity (UOA)	0
Carry forward orthodontic activity (UOA)	0
Baseline contract value	£230,671.97

ACCESS*

Patients seen in 24 months	Total	Change since previous quarter
Quarter ending September 2017	3,318	
Quarter ending December 2017	3,328	→
Quarter ending March 2018	3,184	↓
Quarter ending June 2018	3,145	↓
Quarter ending September 2018	3,068	↓
Variance since September 2017	(7.5%)	↓



ACTIVITY



Month	Adjusted Scheduled Activity (UDA)	
	2018	2019
April	42	125
May	612	588
June	1,373	1,090
July	1,994	1,741
August	3,015	2,370
September	3,811	2,947
October	3,811	
November	4,924	
December	4,924	
January	6,382	
February	7,215	
March	7,863	
April	8,402	
May	8,407	
June	8,407	

QUALITY

	Quantity	Base Number	Contract	AT	Region	England
% of FP17s for the same patient ID Re-attending within 3 months - Children	76	743	10.2%	12.0%	12.2%	11.6%
% of FP17s for the same patient ID Re-attending within 3 months - Adults	201	1,298	15.5%	16.0%	15.8%	15.5%
% of FP17s for the same patient ID Re-attending between 3 & 9 months - Children	482	743	64.9%	58.2%	60.3%	58.8%
% of FP17s for the same patient ID Re-attending between 3 & 9 months - Adults	721	1,298	55.5%	51.6%	53.5%	51.1%
% of FP17s for Band 1 Urgent Courses	132	1,657	8.0%	10.1%	9.1%	9.0%
% of FP17s Relating to Free Repair or Replacements	0	1,657	0.0%	0.8%	1.0%	0.8%
% of FP17s Relating to Continuations	24	1,657	1.4%	0.9%	1.0%	0.9%
% of Patients satisfied with the dentistry they have received	0	0	N/A	94.9%	93.6%	93.3%
% of Patients satisfied with the time they had to wait for an appointment	0	0	N/A	89.4%	89.8%	88.9%

* This is based on patients treated on this contract for their most recent course of treatment. Figures in italics indicate the base number of FP17s or Patient Questionnaire responses are less than 100. N/A is shown where the base number of responses is less than 10 during the period. % is calculated as Quantity/Base number*100

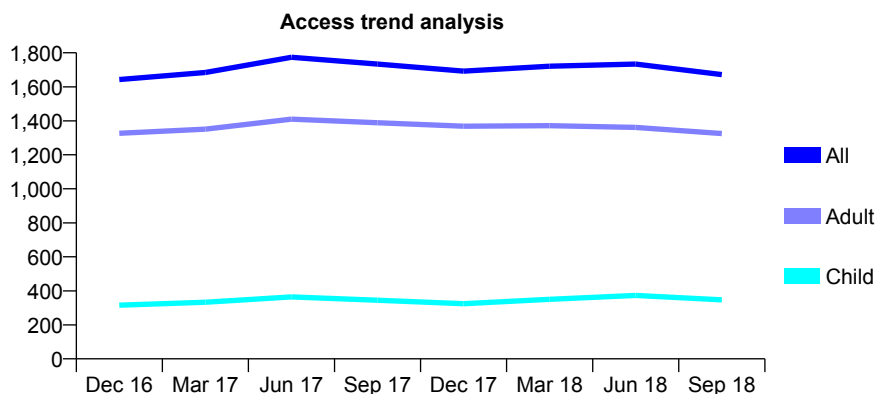
Q46 - Vital Signs At a Glance Contract Report for 246441/0001 - September 2018

Name or company name	MR R KEIGHOBADI
Contract type name	GDS Contract
Purpose of contract	General
Contract start date	01/04/2006
Contract end date	

18/19 Contracted general activity (UDA)	5,431
Carry forward general activity (UDA)	0
18/19 Contracted orthodontic activity (UOA)	0
Carry forward orthodontic activity (UOA)	0
Baseline contract value	£143,245.99

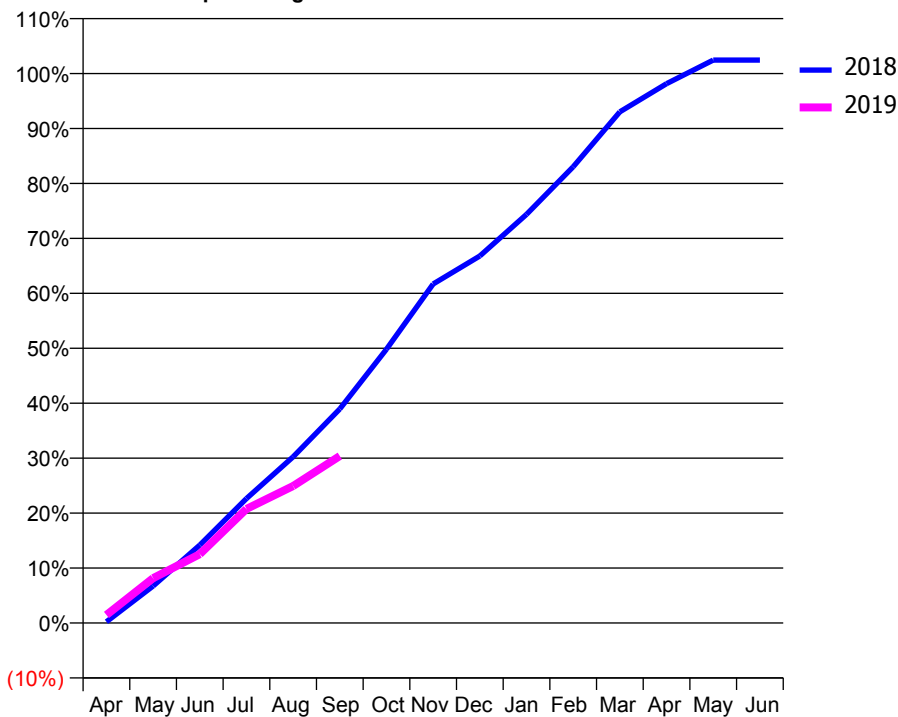
ACCESS*

Patients seen in 24 months	Total	Change since previous quarter
Quarter ending September 2017	1,734	
Quarter ending December 2017	1,692	↓
Quarter ending March 2018	1,721	→
Quarter ending June 2018	1,734	→
Quarter ending September 2018	1,672	↓
Variance since September 2017	(3.6%)	↓



ACTIVITY

Cumulative percentage of contracted UDA delivered 2018 & 2019



Month	Adjusted Scheduled Activity (UDA)	
	2018	2019
April	13	80
May	365	443
June	770	681
July	1,231	1,127
August	1,642	1,354
September	2,116	1,650
October	2,707	
November	3,351	
December	3,627	
January	4,039	
February	4,509	
March	5,052	
April	5,330	
May	5,563	
June	5,563	

QUALITY

	Quantity	Base Number	Contract	AT	Region	England
% of FP17s for the same patient ID Re-attending within 3 months - Children	15	202	7.4%	12.0%	12.2%	11.6%
% of FP17s for the same patient ID Re-attending within 3 months - Adults	98	673	14.6%	16.0%	15.8%	15.5%
% of FP17s for the same patient ID Re-attending between 3 & 9 months - Children	70	202	34.7%	58.2%	60.3%	58.8%
% of FP17s for the same patient ID Re-attending between 3 & 9 months - Adults	253	673	37.6%	51.6%	53.5%	51.1%
% of FP17s for Band 1 Urgent Courses	77	689	11.2%	10.1%	9.1%	9.0%
% of FP17s Relating to Free Repair or Replacements	1	689	0.1%	0.8%	1.0%	0.8%
% of FP17s Relating to Continuations	5	689	0.7%	0.9%	1.0%	0.9%
% of Patients satisfied with the dentistry they have received	2	3	N/A	94.9%	93.6%	93.3%
% of Patients satisfied with the time they had to wait for an appointment	3	3	N/A	89.4%	89.8%	88.9%

* This is based on patients treated on this contract for their most recent course of treatment. Figures in italics indicate the base number of FP17s or Patient Questionnaire responses are less than 100. N/A is shown where the base number of responses is less than 10 during the period. % is calculated as Quantity/Base number*100

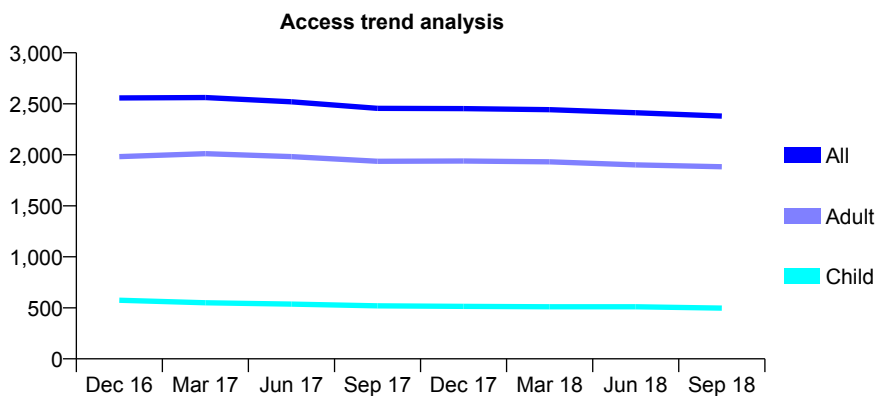
Q46 - Vital Signs At a Glance Contract Report for 253081/0001 - September 2018

Name or company name	MISS GM Zverblis
Contract type name	GDS Contract
Purpose of contract	General
Contract start date	01/04/2006
Contract end date	

18/19 Contracted general activity (UDA)	8,542
Carry forward general activity (UDA)	0
18/19 Contracted orthodontic activity (UOA)	0
Carry forward orthodontic activity (UOA)	0
Baseline contract value	£211,209.07

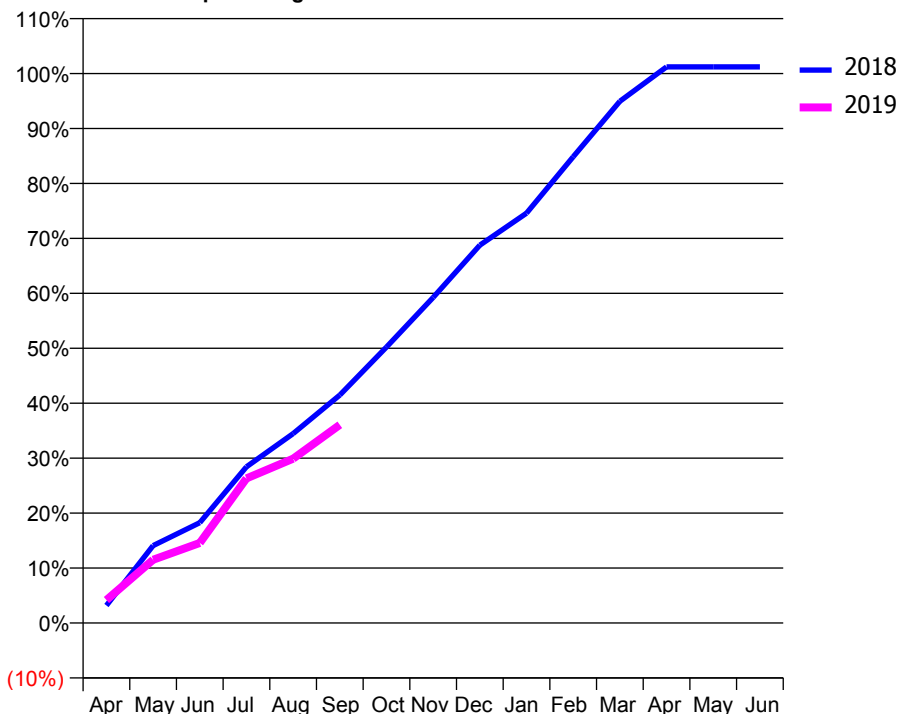
ACCESS*

Patients seen in 24 months	Total	Change since previous quarter
Quarter ending September 2017	2,456	
Quarter ending December 2017	2,453	→
Quarter ending March 2018	2,442	→
Quarter ending June 2018	2,412	↓
Quarter ending September 2018	2,380	↓
Variance since September 2017	(3.1%)	↓



ACTIVITY

Cumulative percentage of contracted UDA delivered 2018 & 2019



Adjusted Scheduled Activity (UDA)

Month	2018	2019
April	273	357
May	1,203	985
June	1,560	1,245
July	2,429	2,248
August	2,945	2,554
September	3,543	3,081
October	4,289	
November	5,060	
December	5,874	
January	6,370	
February	7,247	
March	8,110	
April	8,645	
May	8,645	
June	8,645	

QUALITY

	Quantity	Base Number	Contract	AT	Region	England
% of FP17s for the same patient ID Re-attending within 3 months - Children	9	367	2.5%	12.0%	12.2%	11.6%
% of FP17s for the same patient ID Re-attending within 3 months - Adults	199	1,430	13.9%	16.0%	15.8%	15.5%
% of FP17s for the same patient ID Re-attending between 3 & 9 months - Children	255	367	69.5%	58.2%	60.3%	58.8%
% of FP17s for the same patient ID Re-attending between 3 & 9 months - Adults	852	1,430	59.6%	51.6%	53.5%	51.1%
% of FP17s for Band 1 Urgent Courses	154	1,610	9.6%	10.1%	9.1%	9.0%
% of FP17s Relating to Free Repair or Replacements	28	1,610	1.7%	0.8%	1.0%	0.8%
% of FP17s Relating to Continuations	9	1,610	0.6%	0.9%	1.0%	0.9%
% of Patients satisfied with the dentistry they have received	1	1	N/A	94.9%	93.6%	93.3%
% of Patients satisfied with the time they had to wait for an appointment	1	1	N/A	89.4%	89.8%	88.9%

* This is based on patients treated on this contract for their most recent course of treatment. Figures in italics indicate the base number of FP17s or Patient Questionnaire responses are less than 100. N/A is shown where the base number of responses is less than 10 during the period. % is calculated as Quantity/Base number*100

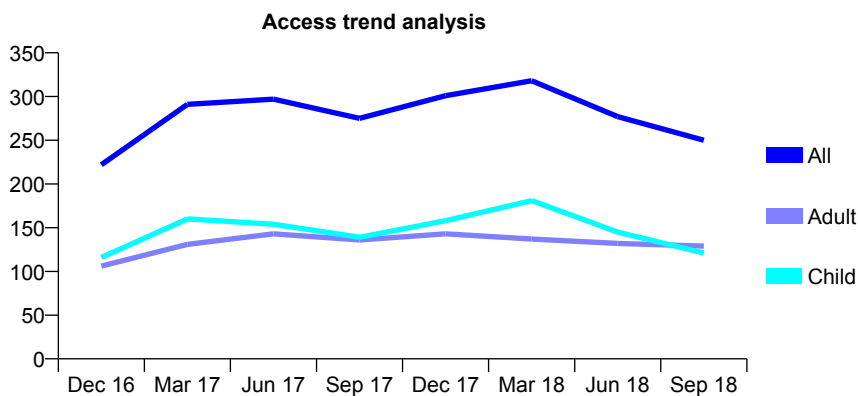
Q46 - Vital Signs At a Glance Contract Report for 253081/0003 - September 2018

Name or company name	MISS GM Zverblis
Contract type name	GDS Contract
Purpose of contract	General
Contract start date	14/09/2015
Contract end date	

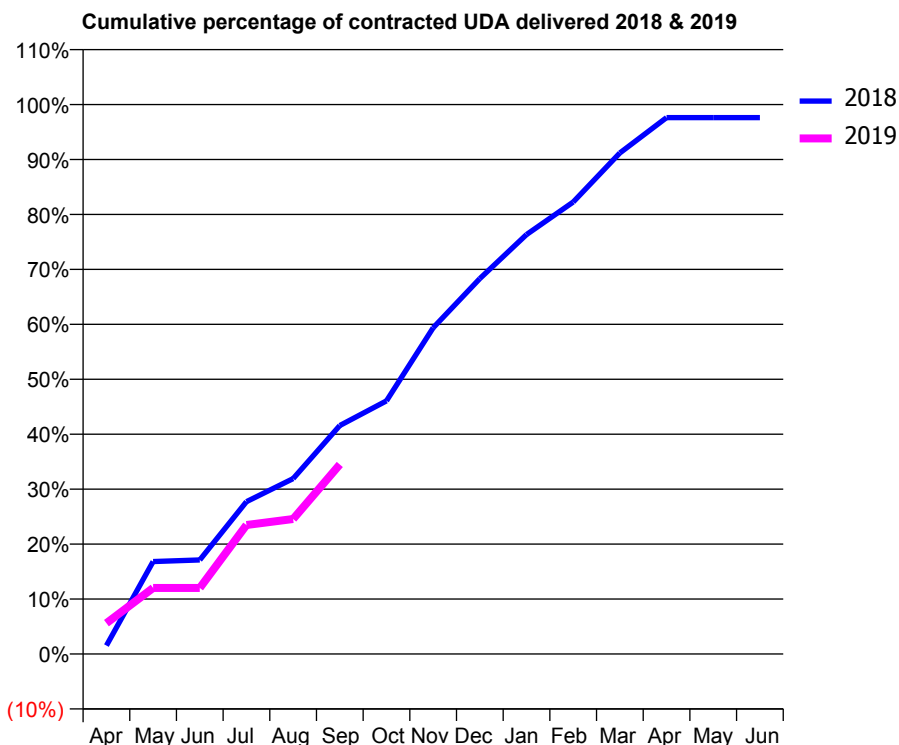
18/19 Contracted general activity (UDA)	730
Carry forward general activity (UDA)	0
18/19 Contracted orthodontic activity (UOA)	0
Carry forward orthodontic activity (UOA)	0
Baseline contract value	£18,049.94

ACCESS*

Patients seen in 24 months	Total	Change since previous quarter
Quarter ending September 2017	275	
Quarter ending December 2017	301	↑
Quarter ending March 2018	318	↑
Quarter ending June 2018	277	↓
Quarter ending September 2018	250	↓
Variance since September 2017	(9.1%)	↓



ACTIVITY



Adjusted Scheduled Activity (UDA)		
Month	2018	2019
April	11	41
May	123	88
June	125	88
July	202	171
August	233	179
September	304	252
October	336	
November	433	
December	499	
January	557	
February	600	
March	666	
April	713	
May	713	
June	713	

QUALITY

	Quantity	Base Number	Contract	AT	Region	England
% of FP17s for the same patient ID Re-attending within 3 months - Children	3	89	3.4%	12.0%	12.2%	11.6%
% of FP17s for the same patient ID Re-attending within 3 months - Adults	3	94	3.2%	16.0%	15.8%	15.5%
% of FP17s for the same patient ID Re-attending between 3 & 9 months - Children	30	89	33.7%	58.2%	60.3%	58.8%
% of FP17s for the same patient ID Re-attending between 3 & 9 months - Adults	15	94	16.0%	51.6%	53.5%	51.1%
% of FP17s for Band 1 Urgent Courses	9	150	6.0%	10.1%	9.1%	9.0%
% of FP17s Relating to Free Repair or Replacements	0	150	0.0%	0.8%	1.0%	0.8%
% of FP17s Relating to Continuations	0	150	0.0%	0.9%	1.0%	0.9%
% of Patients satisfied with the dentistry they have received	0	0	N/A	94.9%	93.6%	93.3%
% of Patients satisfied with the time they had to wait for an appointment	0	0	N/A	89.4%	89.8%	88.9%

* This is based on patients treated on this contract for their most recent course of treatment. Figures in italics indicate the base number of FP17s or Patient Questionnaire responses are less than 100. N/A is shown where the base number of responses is less than 10 during the period. % is calculated as Quantity/Base number*100

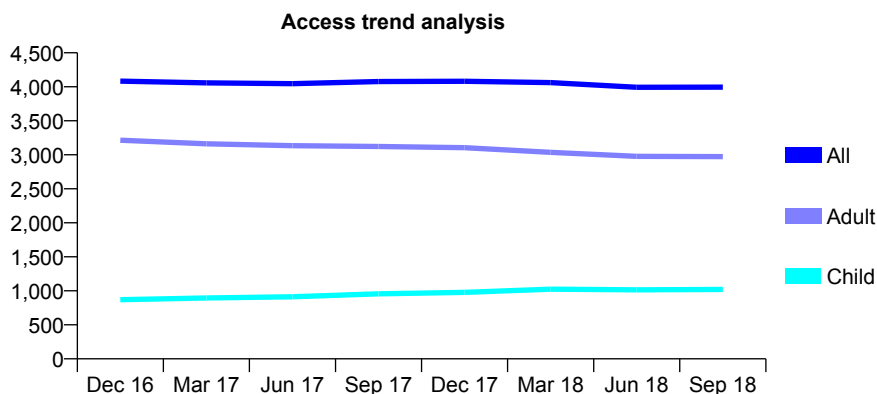
Q46 - Vital Signs At a Glance Contract Report for 258873/0001 - September 2018

Name or company name	MR VK AGGARWAL
Contract type name	GDS Contract
Purpose of contract	General
Contract start date	01/04/2012
Contract end date	

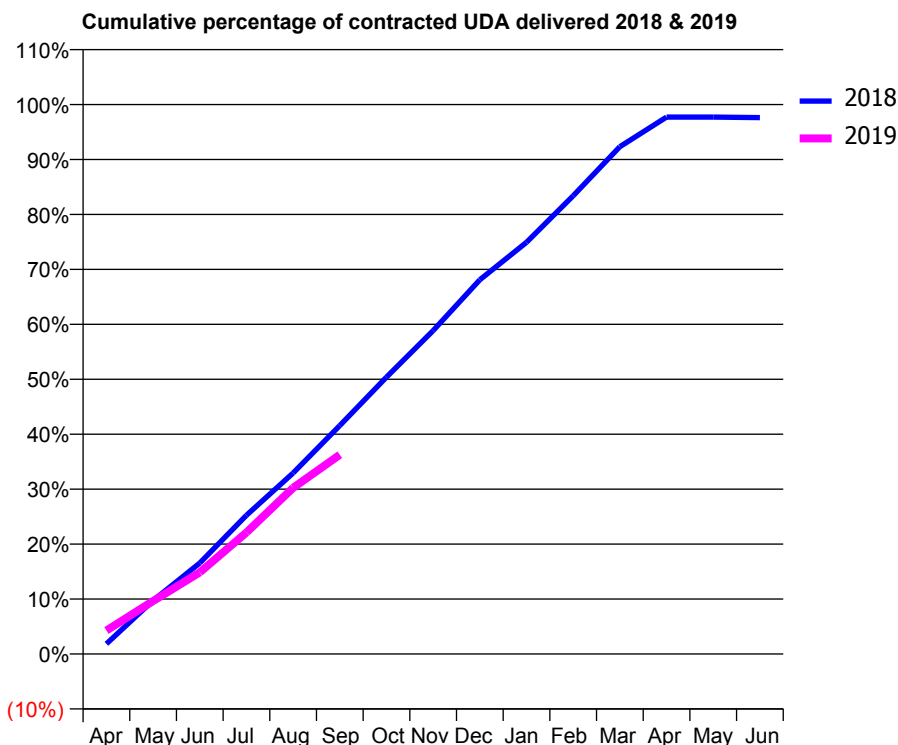
18/19 Contracted general activity (UDA)	13,233
Carry forward general activity (UDA)	0
18/19 Contracted orthodontic activity (UOA)	0
Carry forward orthodontic activity (UOA)	0
Baseline contract value	£327,198.52

ACCESS*

Patients seen in 24 months	Total	Change since previous quarter
Quarter ending September 2017	4,077	
Quarter ending December 2017	4,082	→
Quarter ending March 2018	4,061	→
Quarter ending June 2018	3,993	↓
Quarter ending September 2018	3,995	→
Variance since September 2017	(2.0%)	↓



ACTIVITY



Adjusted Scheduled Activity (UDA)		
Month	2018	2019
April	244	567
May	1,289	1,278
June	2,191	1,966
July	3,341	2,926
August	4,359	4,003
September	5,503	4,800
October	6,668	
November	7,790	
December	9,013	
January	9,916	
February	11,036	
March	12,216	
April	12,929	
May	12,931	
June	12,918	

QUALITY

	Quantity	Base Number	Contract	AT	Region	England
% of FP17s for the same patient ID Re-attending within 3 months - Children	63	855	7.4%	12.0%	12.2%	11.6%
% of FP17s for the same patient ID Re-attending within 3 months - Adults	238	2,249	10.6%	16.0%	15.8%	15.5%
% of FP17s for the same patient ID Re-attending between 3 & 9 months - Children	594	855	69.5%	58.2%	60.3%	58.8%
% of FP17s for the same patient ID Re-attending between 3 & 9 months - Adults	1,542	2,249	68.6%	51.6%	53.5%	51.1%
% of FP17s for Band 1 Urgent Courses	225	2,835	7.9%	10.1%	9.1%	9.0%
% of FP17s Relating to Free Repair or Replacements	41	2,835	1.4%	0.8%	1.0%	0.8%
% of FP17s Relating to Continuations	7	2,835	0.2%	0.9%	1.0%	0.9%
% of Patients satisfied with the dentistry they have received	17	17	100.0%	94.9%	93.6%	93.3%
% of Patients satisfied with the time they had to wait for an appointment	16	17	94.1%	89.4%	89.8%	88.9%

* This is based on patients treated on this contract for their most recent course of treatment. Figures in italics indicate the base number of FP17s or Patient Questionnaire responses are less than 100. N/A is shown where the base number of responses is less than 10 during the period. % is calculated as Quantity/Base number*100

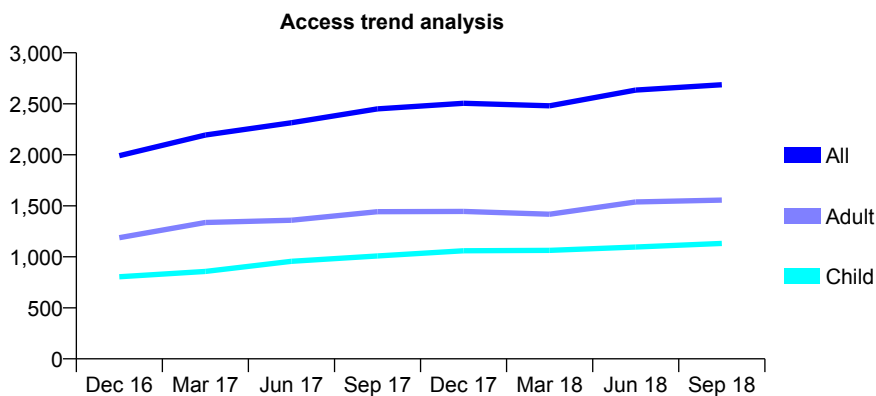
Q46 - Vital Signs At a Glance Contract Report for 261963/0001 - September 2018

Name or company name	MISS A AHMED
Contract type name	GDS Contract
Purpose of contract	General
Contract start date	01/04/2006
Contract end date	

18/19 Contracted general activity (UDA)	6,625
Carry forward general activity (UDA)	0
18/19 Contracted orthodontic activity (UOA)	0
Carry forward orthodontic activity (UOA)	0
Baseline contract value	£200,324.04

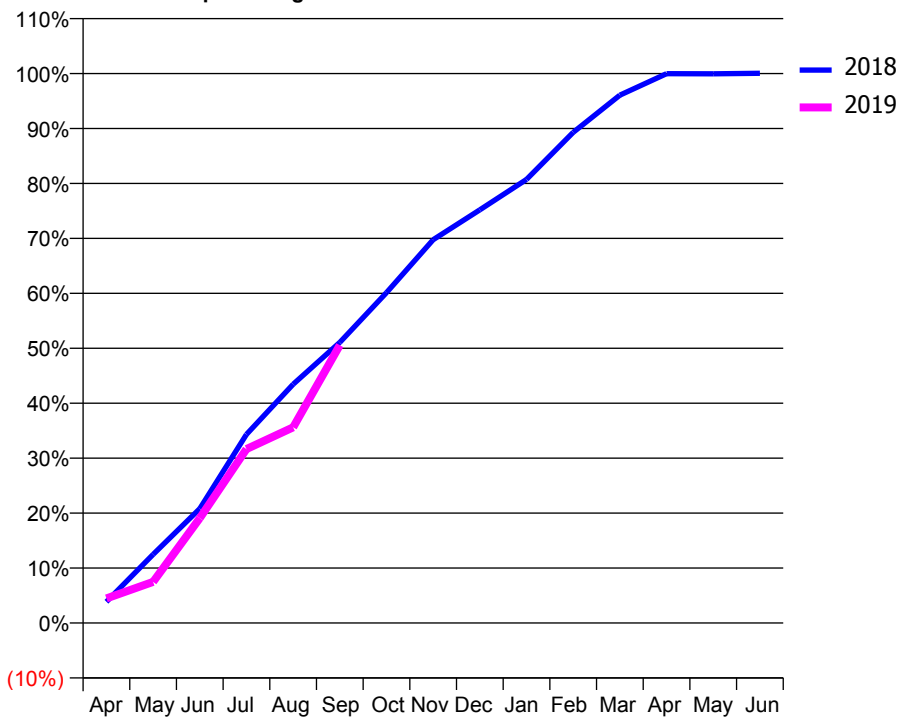
ACCESS*

Patients seen in 24 months	Total	Change since previous quarter
Quarter ending September 2017	2,450	
Quarter ending December 2017	2,505	↑
Quarter ending March 2018	2,480	→
Quarter ending June 2018	2,634	↑
Quarter ending September 2018	2,687	↑
Variance since September 2017	9.7%	↑



ACTIVITY

Cumulative percentage of contracted UDA delivered 2018 & 2019



Adjusted Scheduled Activity (UDA)		
Month	2018	2019
April	257	296
May	827	495
June	1,378	1,264
July	2,275	2,097
August	2,878	2,359
September	3,384	3,350
October	3,983	
November	4,622	
December	4,981	
January	5,348	
February	5,916	
March	6,363	
April	6,623	
May	6,622	
June	6,628	

QUALITY

	Quantity	Base Number	Contract	AT	Region	England
% of FP17s for the same patient ID Re-attending within 3 months - Children	91	918	9.9%	12.0%	12.2%	11.6%
% of FP17s for the same patient ID Re-attending within 3 months - Adults	157	1,200	13.1%	16.0%	15.8%	15.5%
% of FP17s for the same patient ID Re-attending between 3 & 9 months - Children	556	918	60.6%	58.2%	60.3%	58.8%
% of FP17s for the same patient ID Re-attending between 3 & 9 months - Adults	618	1,200	51.5%	51.6%	53.5%	51.1%
% of FP17s for Band 1 Urgent Courses	132	1,950	6.8%	10.1%	9.1%	9.0%
% of FP17s Relating to Free Repair or Replacements	4	1,950	0.2%	0.8%	1.0%	0.8%
% of FP17s Relating to Continuations	0	1,950	0.0%	0.9%	1.0%	0.9%
% of Patients satisfied with the dentistry they have received	1	1	N/A	94.9%	93.6%	93.3%
% of Patients satisfied with the time they had to wait for an appointment	1	1	N/A	89.4%	89.8%	88.9%

* This is based on patients treated on this contract for their most recent course of treatment. Figures in italics indicate the base number of FP17s or Patient Questionnaire responses are less than 100. N/A is shown where the base number of responses is less than 10 during the period. % is calculated as Quantity/Base number*100

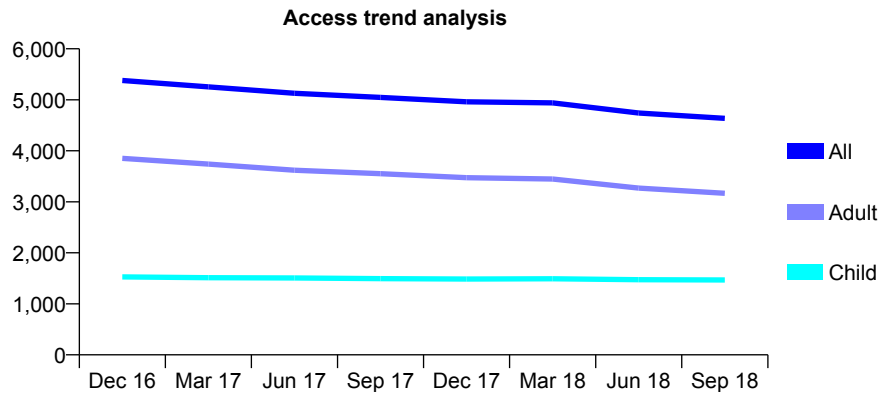
Q46 - Vital Signs At a Glance Contract Report for 295183/0001 - September 2018

Name or company name	MR CC LIU
Contract type name	GDS Contract
Purpose of contract	General
Contract start date	01/03/2014
Contract end date	

18/19 Contracted general activity (UDA)	15,034
Carry forward general activity (UDA)	0
18/19 Contracted orthodontic activity (UOA)	0
Carry forward orthodontic activity (UOA)	0
Baseline contract value	£436,663.49

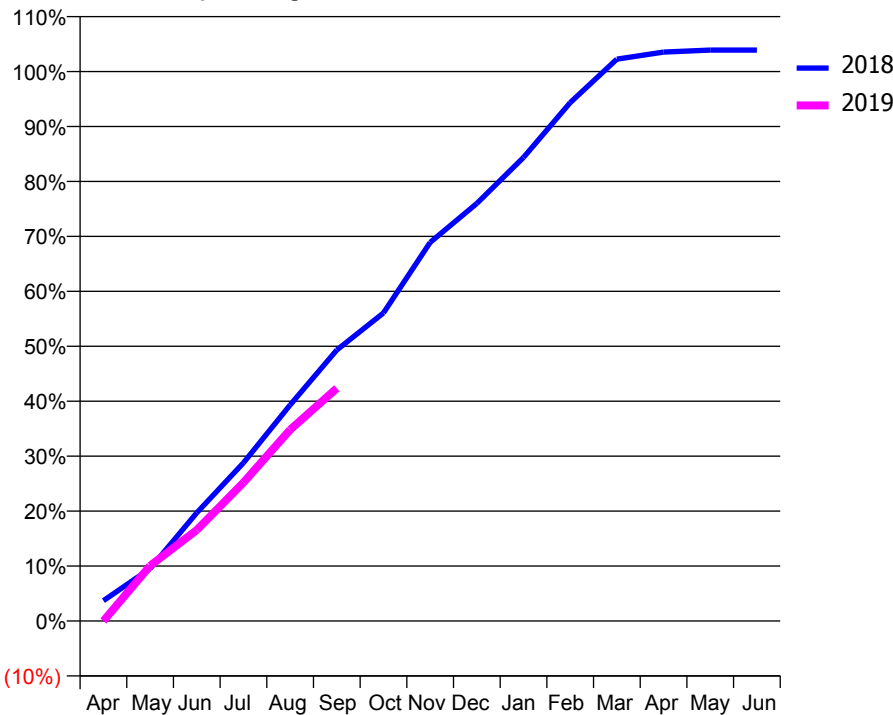
ACCESS*

Patients seen in 24 months	Total	Change since previous quarter
Quarter ending September 2017	5,047	
Quarter ending December 2017	4,960	↓
Quarter ending March 2018	4,939	→
Quarter ending June 2018	4,741	↓
Quarter ending September 2018	4,636	↓
Variance since September 2017	(8.1%)	↓



ACTIVITY

Cumulative percentage of contracted UDA delivered 2018 & 2019



Month	Adjusted Scheduled Activity (UDA)	
	2018	2019
April	557	0
May	1,435	1,513
June	2,962	2,490
July	4,330	3,790
August	5,912	5,232
September	7,415	6,369
October	8,429	
November	10,361	
December	11,424	
January	12,684	
February	14,183	
March	15,372	
April	15,566	
May	15,619	
June	15,619	

QUALITY

	Quantity	Base Number	Contract	AT	Region	England
% of FP17s for the same patient ID Re-attending within 3 months - Children	59	980	6.0%	12.0%	12.2%	11.6%
% of FP17s for the same patient ID Re-attending within 3 months - Adults	217	1,813	12.0%	16.0%	15.8%	15.5%
% of FP17s for the same patient ID Re-attending between 3 & 9 months - Children	487	980	49.7%	58.2%	60.3%	58.8%
% of FP17s for the same patient ID Re-attending between 3 & 9 months - Adults	849	1,813	46.8%	51.6%	53.5%	51.1%
% of FP17s for Band 1 Urgent Courses	242	2,697	9.0%	10.1%	9.1%	9.0%
% of FP17s Relating to Free Repair or Replacements	9	2,697	0.3%	0.8%	1.0%	0.8%
% of FP17s Relating to Continuations	0	2,697	0.0%	0.9%	1.0%	0.9%
% of Patients satisfied with the dentistry they have received	0	1	N/A	94.9%	93.6%	93.3%
% of Patients satisfied with the time they had to wait for an appointment	1	1	N/A	89.4%	89.8%	88.9%

* This is based on patients treated on this contract for their most recent course of treatment. Figures in italics indicate the base number of FP17s or Patient Questionnaire responses are less than 100. N/A is shown where the base number of responses is less than 10 during the period. % is calculated as Quantity/Base number*100

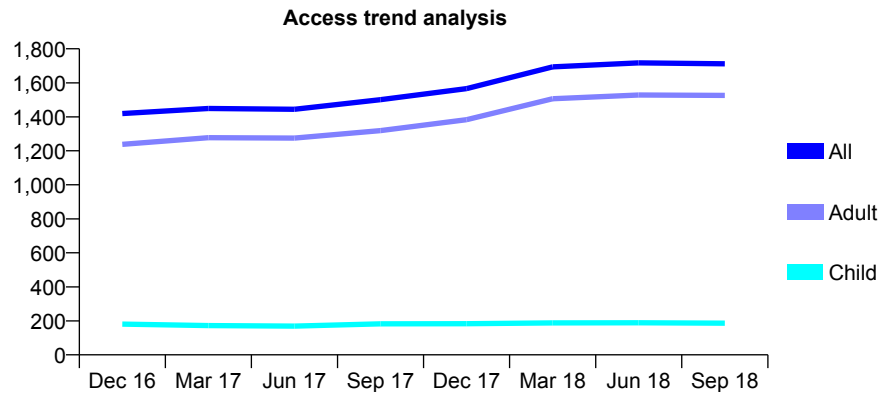
Q46 - Vital Signs At a Glance Contract Report for 305294/0001 - September 2018

Name or company name	City Centre Dentists
Contract type name	GDS Contract
Purpose of contract	General
Contract start date	01/04/2006
Contract end date	

18/19 Contracted general activity (UDA)	6,720
Carry forward general activity (UDA)	0
18/19 Contracted orthodontic activity (UOA)	0
Carry forward orthodontic activity (UOA)	0
Baseline contract value	£185,067.54

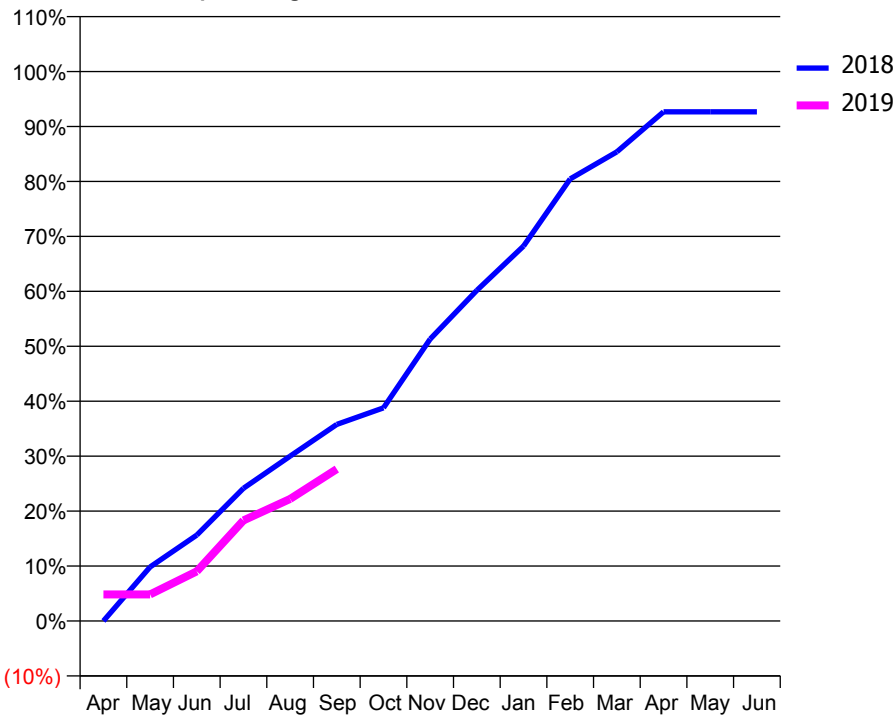
ACCESS*

Patients seen in 24 months	Total	Change since previous quarter
Quarter ending September 2017	1,501	
Quarter ending December 2017	1,566	↑
Quarter ending March 2018	1,694	↑
Quarter ending June 2018	1,717	→
Quarter ending September 2018	1,712	→
Variance since September 2017	14.1%	↑



ACTIVITY

Cumulative percentage of contracted UDA delivered 2018 & 2019



Month	Adjusted Scheduled Activity (UDA)	
	2018	2019
April	1	325
May	662	325
June	1,051	607
July	1,623	1,231
August	2,017	1,493
September	2,404	1,859
October	2,606	
November	3,449	
December	4,044	
January	4,585	
February	5,407	
March	5,737	
April	6,226	
May	6,226	
June	6,226	

QUALITY

	Quantity	Base Number	Contract	AT	Region	England
% of FP17s for the same patient ID Re-attending within 3 months - Children	2	99	2.0%	12.0%	12.2%	11.6%
% of FP17s for the same patient ID Re-attending within 3 months - Adults	58	773	7.5%	16.0%	15.8%	15.5%
% of FP17s for the same patient ID Re-attending between 3 & 9 months - Children	38	99	38.4%	58.2%	60.3%	58.8%
% of FP17s for the same patient ID Re-attending between 3 & 9 months - Adults	310	773	40.1%	51.6%	53.5%	51.1%
% of FP17s for Band 1 Urgent Courses	3	725	0.4%	10.1%	9.1%	9.0%
% of FP17s Relating to Free Repair or Replacements	8	725	1.1%	0.8%	1.0%	0.8%
% of FP17s Relating to Continuations	21	725	2.9%	0.9%	1.0%	0.9%
% of Patients satisfied with the dentistry they have received	0	0	N/A	94.9%	93.6%	93.3%
% of Patients satisfied with the time they had to wait for an appointment	0	0	N/A	89.4%	89.8%	88.9%

* This is based on patients treated on this contract for their most recent course of treatment. Figures in italics indicate the base number of FP17s or Patient Questionnaire responses are less than 100. N/A is shown where the base number of responses is less than 10 during the period. % is calculated as Quantity/Base number*100

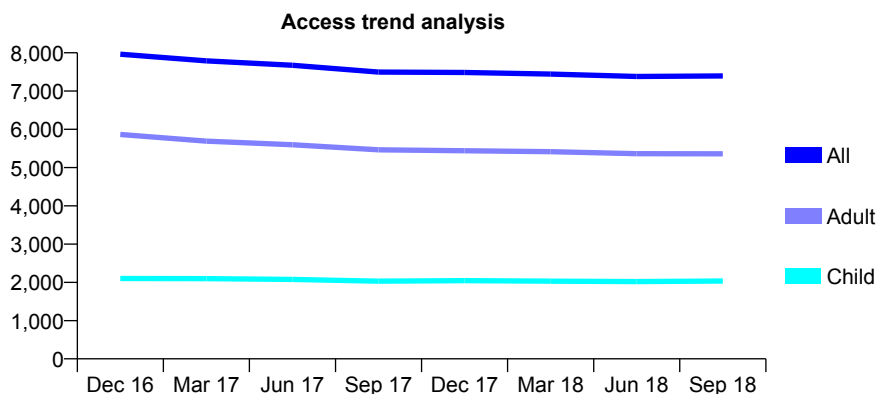
Q46 - Vital Signs At a Glance Contract Report for 309788/0001 - September 2018

Name or company name	Crown Dental Practice Partnership
Contract type name	GDS Contract
Purpose of contract	General
Contract start date	01/04/2006
Contract end date	

18/19 Contracted general activity (UDA)	22,972
Carry forward general activity (UDA)	0
18/19 Contracted orthodontic activity (UOA)	0
Carry forward orthodontic activity (UOA)	0
Baseline contract value	£773,269.68

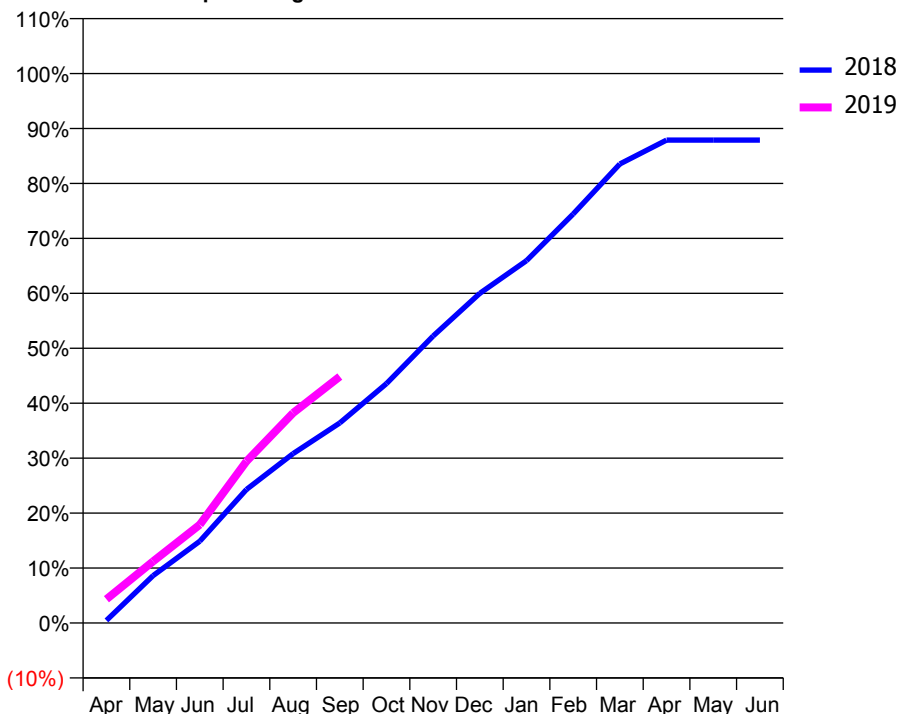
ACCESS*

Patients seen in 24 months	Total	Change since previous quarter
Quarter ending September 2017	7,495	
Quarter ending December 2017	7,486	→
Quarter ending March 2018	7,443	→
Quarter ending June 2018	7,382	→
Quarter ending September 2018	7,395	→
Variance since September 2017	(1.3%)	↓



ACTIVITY

Cumulative percentage of contracted UDA delivered 2018 & 2019



Adjusted Scheduled Activity (UDA)

Month	2018	2019
April	111	997
May	1,982	2,577
June	3,422	4,110
July	5,583	6,758
August	7,082	8,781
September	8,362	10,307
October	10,008	
November	12,002	
December	13,782	
January	15,146	
February	17,099	
March	19,188	
April	20,190	
May	20,188	
June	20,189	

QUALITY

	Quantity	Base Number	Contract	AT	Region	England
% of FP17s for the same patient ID Re-attending within 3 months - Children	90	1,334	6.7%	12.0%	12.2%	11.6%
% of FP17s for the same patient ID Re-attending within 3 months - Adults	456	3,334	13.7%	16.0%	15.8%	15.5%
% of FP17s for the same patient ID Re-attending between 3 & 9 months - Children	663	1,334	49.7%	58.2%	60.3%	58.8%
% of FP17s for the same patient ID Re-attending between 3 & 9 months - Adults	1,511	3,334	45.3%	51.6%	53.5%	51.1%
% of FP17s for Band 1 Urgent Courses	512	4,329	11.8%	10.1%	9.1%	9.0%
% of FP17s Relating to Free Repair or Replacements	34	4,329	0.8%	0.8%	1.0%	0.8%
% of FP17s Relating to Continuations	76	4,329	1.8%	0.9%	1.0%	0.9%
% of Patients satisfied with the dentistry they have received	1	1	N/A	94.9%	93.6%	93.3%
% of Patients satisfied with the time they had to wait for an appointment	1	1	N/A	89.4%	89.8%	88.9%

* This is based on patients treated on this contract for their most recent course of treatment. Figures in italics indicate the base number of FP17s or Patient Questionnaire responses are less than 100. N/A is shown where the base number of responses is less than 10 during the period. % is calculated as Quantity/Base number*100

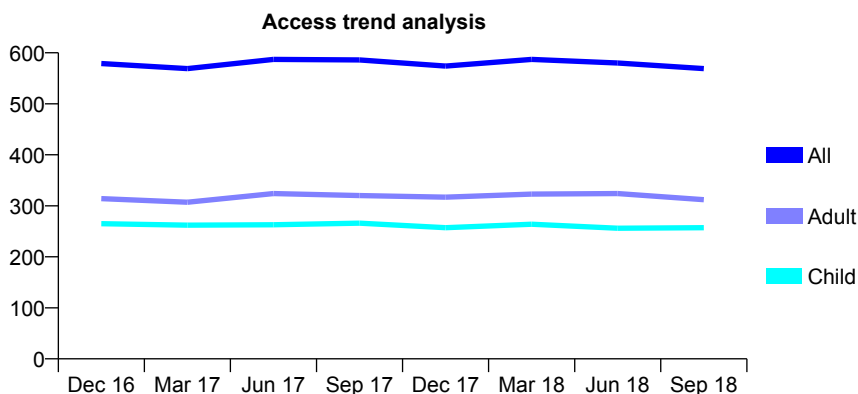
Q46 - Vital Signs At a Glance Contract Report for 319546/0001 - September 2018

Name or company name	MR PA HIND
Contract type name	GDS Contract
Purpose of contract	General and Orthodontic
Contract start date	01/04/2006
Contract end date	

18/19 Contracted general activity (UDA)	2,260
Carry forward general activity (UDA)	0
18/19 Contracted orthodontic activity (UOA)	294
Carry forward orthodontic activity (UOA)	0
Baseline contract value	£70,916.75

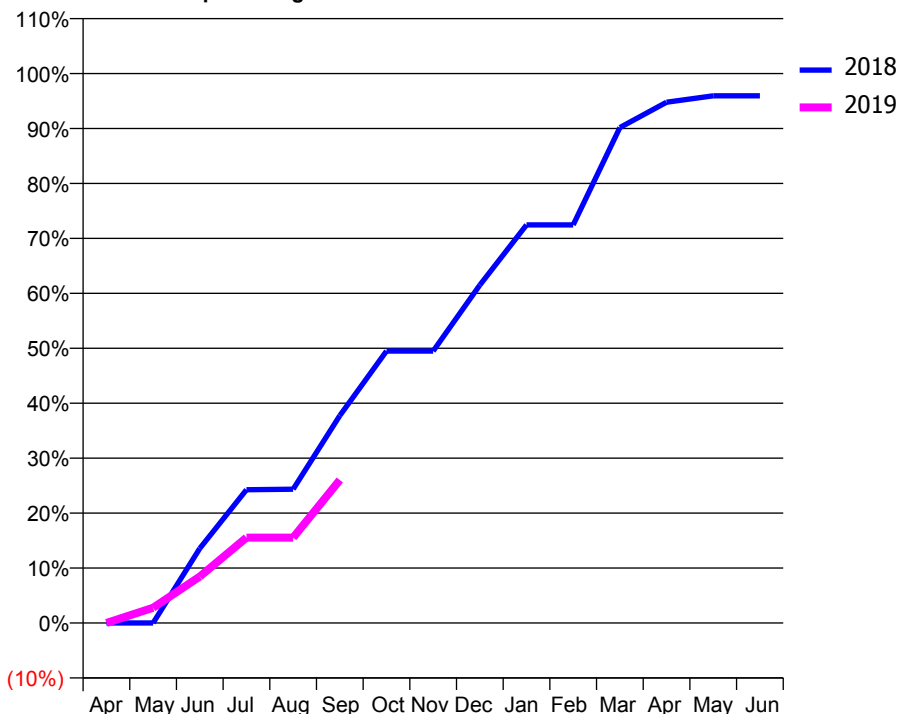
ACCESS*

Patients seen in 24 months	Total	Change since previous quarter
Quarter ending September 2017	586	
Quarter ending December 2017	574	↓
Quarter ending March 2018	587	↑
Quarter ending June 2018	580	↓
Quarter ending September 2018	569	↓
Variance since September 2017	(2.9%)	↓



ACTIVITY

Cumulative percentage of contracted UDA delivered 2018 & 2019



Adjusted Scheduled Activity (UDA)		
Month	2018	2019
April	0	0
May	0	63
June	244	191
July	436	351
August	438	351
September	679	588
October	891	
November	891	
December	1,107	
January	1,304	
February	1,304	
March	1,623	
April	1,706	
May	1,727	
June	1,727	

QUALITY

	Quantity	Base Number	Contract	AT	Region	England
% of FP17s for the same patient ID Re-attending within 3 months - Children	18	182	9.9%	12.0%	12.2%	11.6%
% of FP17s for the same patient ID Re-attending within 3 months - Adults	17	189	9.0%	16.0%	15.8%	15.5%
% of FP17s for the same patient ID Re-attending between 3 & 9 months - Children	112	182	61.5%	58.2%	60.3%	58.8%
% of FP17s for the same patient ID Re-attending between 3 & 9 months - Adults	120	189	63.5%	51.6%	53.5%	51.1%
% of FP17s for Band 1 Urgent Courses	0	323	0.0%	10.1%	9.1%	9.0%
% of FP17s Relating to Free Repair or Replacements	0	323	0.0%	0.8%	1.0%	0.8%
% of FP17s Relating to Continuations	0	323	0.0%	0.9%	1.0%	0.9%
% of Patients satisfied with the dentistry they have received	0	0	N/A	94.9%	93.6%	93.3%
% of Patients satisfied with the time they had to wait for an appointment	0	0	N/A	89.4%	89.8%	88.9%

* This is based on patients treated on this contract for their most recent course of treatment. Figures in italics indicate the base number of FP17s or Patient Questionnaire responses are less than 100. N/A is shown where the base number of responses is less than 10 during the period. % is calculated as Quantity/Base number*100

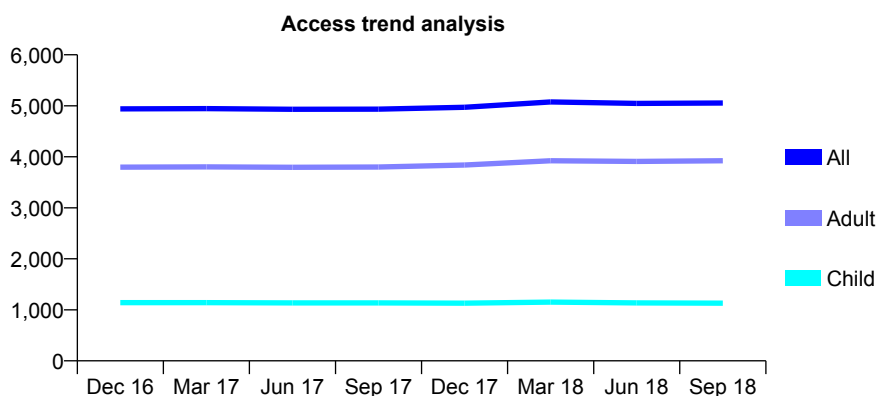
Q46 - Vital Signs At a Glance Contract Report for 321508/0001 - September 2018

Name or company name	MR M MILNE
Contract type name	GDS Contract
Purpose of contract	General
Contract start date	01/04/2006
Contract end date	

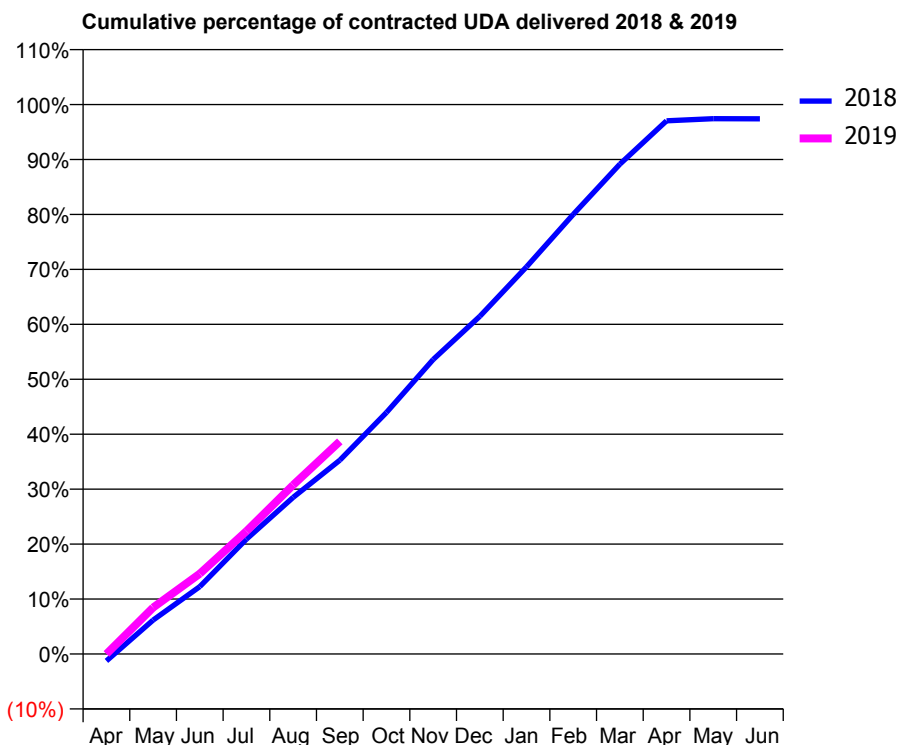
18/19 Contracted general activity (UDA)	15,470
Carry forward general activity (UDA)	0
18/19 Contracted orthodontic activity (UOA)	0
Carry forward orthodontic activity (UOA)	0
Baseline contract value	£539,885.23

ACCESS*

Patients seen in 24 months	Total	Change since previous quarter
Quarter ending September 2017	4,935	
Quarter ending December 2017	4,971	→
Quarter ending March 2018	5,075	↑
Quarter ending June 2018	5,047	→
Quarter ending September 2018	5,055	→
Variance since September 2017	2.4%	↑



ACTIVITY



Month	Adjusted Scheduled Activity (UDA)	
	2018	2019
April	-197	0
May	956	1,310
June	1,898	2,262
July	3,234	3,458
August	4,411	4,760
September	5,457	5,985
October	6,801	
November	8,290	
December	9,507	
January	10,901	
February	12,374	
March	13,790	
April	15,012	
May	15,069	
June	15,068	

QUALITY

	Quantity	Base Number	Contract	AT	Region	England
% of FP17s for the same patient ID Re-attending within 3 months - Children	74	800	9.3%	12.0%	12.2%	11.6%
% of FP17s for the same patient ID Re-attending within 3 months - Adults	589	2,829	20.8%	16.0%	15.8%	15.5%
% of FP17s for the same patient ID Re-attending between 3 & 9 months - Children	375	800	46.9%	58.2%	60.3%	58.8%
% of FP17s for the same patient ID Re-attending between 3 & 9 months - Adults	1,375	2,829	48.6%	51.6%	53.5%	51.1%
% of FP17s for Band 1 Urgent Courses	339	3,130	10.8%	10.1%	9.1%	9.0%
% of FP17s Relating to Free Repair or Replacements	33	3,130	1.1%	0.8%	1.0%	0.8%
% of FP17s Relating to Continuations	76	3,130	2.4%	0.9%	1.0%	0.9%
% of Patients satisfied with the dentistry they have received	5	5	N/A	94.9%	93.6%	93.3%
% of Patients satisfied with the time they had to wait for an appointment	3	5	N/A	89.4%	89.8%	88.9%

* This is based on patients treated on this contract for their most recent course of treatment. Figures in italics indicate the base number of FP17s or Patient Questionnaire responses are less than 100. N/A is shown where the base number of responses is less than 10 during the period. % is calculated as Quantity/Base number*100

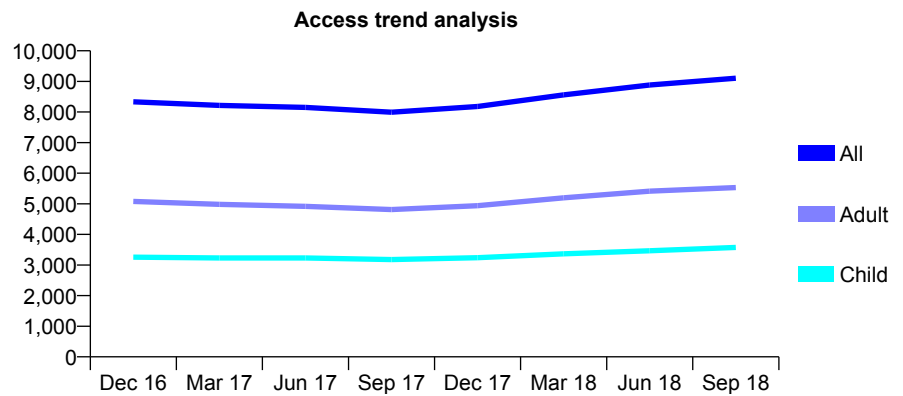
Q46 - Vital Signs At a Glance Contract Report for 322946/0001 - September 2018

Name or company name	MR MA SOMERVILLE
Contract type name	GDS Contract
Purpose of contract	General
Contract start date	01/04/2006
Contract end date	

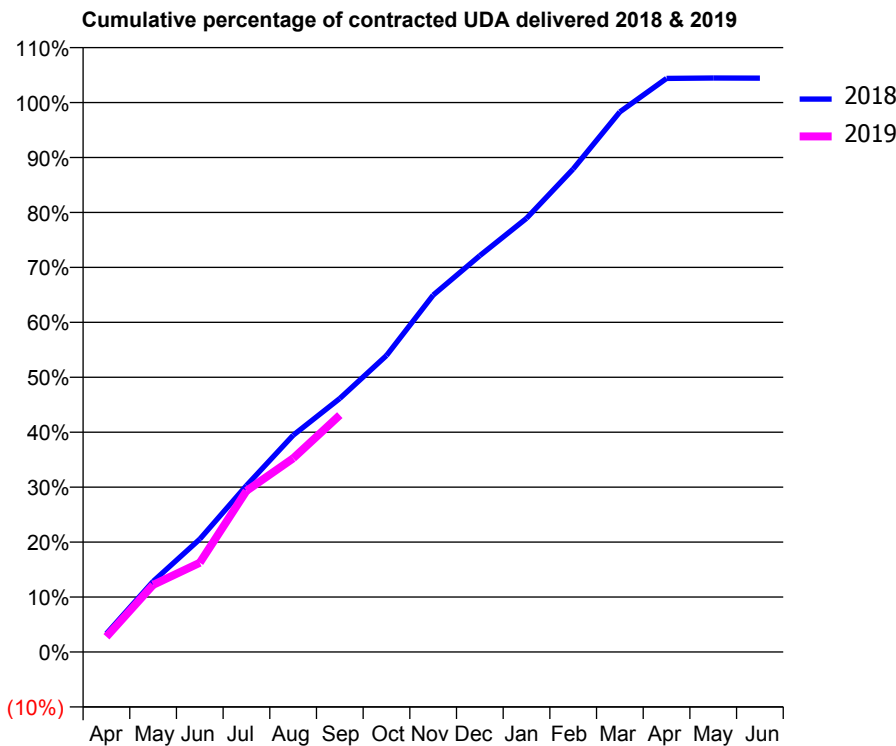
18/19 Contracted general activity (UDA)	22,740
Carry forward general activity (UDA)	0
18/19 Contracted orthodontic activity (UOA)	0
Carry forward orthodontic activity (UOA)	0
Baseline contract value	£675,695.96

ACCESS*

Patients seen in 24 months	Total	Change since previous quarter
Quarter ending September 2017	7,994	
Quarter ending December 2017	8,179	↑
Quarter ending March 2018	8,562	↑
Quarter ending June 2018	8,881	↑
Quarter ending September 2018	9,105	↑
Variance since September 2017	13.9%	↑



ACTIVITY



Month	Adjusted Scheduled Activity (UDA)	
	2018	2019
April	757	634
May	2,923	2,780
June	4,670	3,692
July	6,890	6,669
August	8,971	8,015
September	10,494	9,801
October	12,272	
November	14,771	
December	16,405	
January	17,949	
February	19,988	
March	22,350	
April	23,736	
May	23,751	
June	23,748	

QUALITY

	Quantity	Base Number	Contract	AT	Region	England
% of FP17s for the same patient ID Re-attending within 3 months - Children	344	2,710	12.7%	12.0%	12.2%	11.6%
% of FP17s for the same patient ID Re-attending within 3 months - Adults	1,065	4,060	26.2%	16.0%	15.8%	15.5%
% of FP17s for the same patient ID Re-attending between 3 & 9 months - Children	1,316	2,710	48.6%	58.2%	60.3%	58.8%
% of FP17s for the same patient ID Re-attending between 3 & 9 months - Adults	1,507	4,060	37.1%	51.6%	53.5%	51.1%
% of FP17s for Band 1 Urgent Courses	630	4,626	13.6%	10.1%	9.1%	9.0%
% of FP17s Relating to Free Repair or Replacements	51	4,626	1.1%	0.8%	1.0%	0.8%
% of FP17s Relating to Continuations	15	4,626	0.3%	0.9%	1.0%	0.9%
% of Patients satisfied with the dentistry they have received	3	4	N/A	94.9%	93.6%	93.3%
% of Patients satisfied with the time they had to wait for an appointment	3	4	N/A	89.4%	89.8%	88.9%

* This is based on patients treated on this contract for their most recent course of treatment. Figures in italics indicate the base number of FP17s or Patient Questionnaire responses are less than 100. N/A is shown where the base number of responses is less than 10 during the period. % is calculated as Quantity/Base number*100

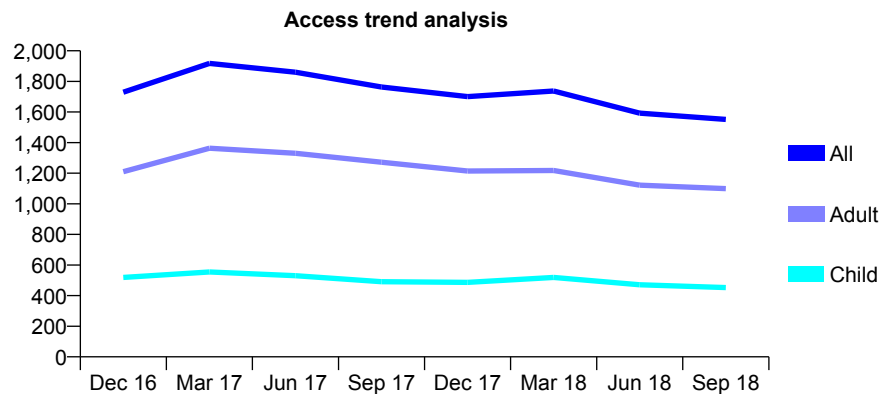
Q46 - Vital Signs At a Glance Contract Report for 323756/0001 - September 2018

Name or company name	Mr M Mahmood
Contract type name	GDS Contract
Purpose of contract	General
Contract start date	01/04/2006
Contract end date	

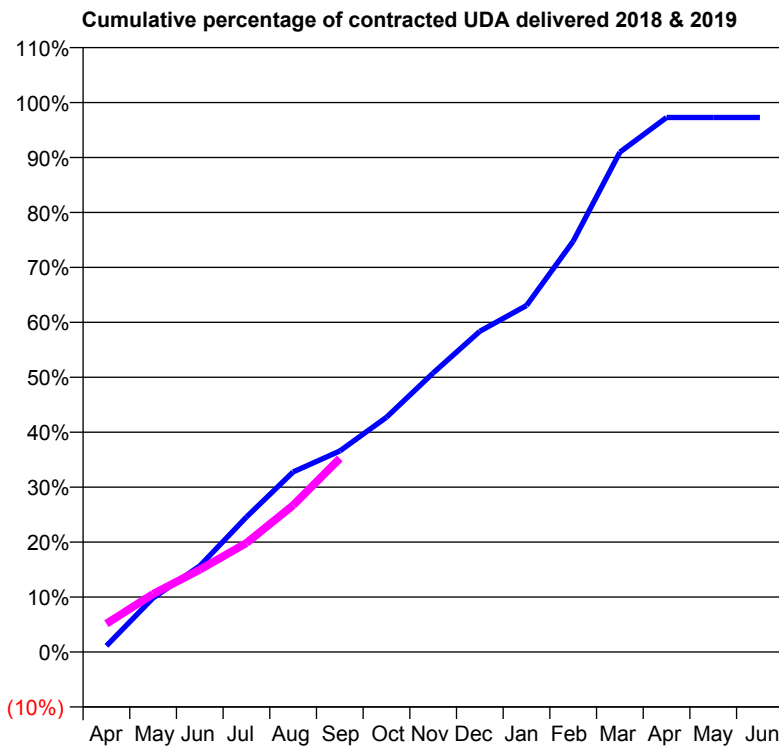
18/19 Contracted general activity (UDA)	4,610
Carry forward general activity (UDA)	0
18/19 Contracted orthodontic activity (UOA)	0
Carry forward orthodontic activity (UOA)	0
Baseline contract value	£114,545.65

ACCESS*

Patients seen in 24 months	Total	Change since previous quarter
Quarter ending September 2017	1,763	
Quarter ending December 2017	1,701	↓
Quarter ending March 2018	1,737	↑
Quarter ending June 2018	1,593	↓
Quarter ending September 2018	1,552	↓
Variance since September 2017	(12.0%)	↓



ACTIVITY



Adjusted Scheduled Activity (UDA)		
Month	2018	2019
April	52	238
May	454	487
June	722	691
July	1,132	915
August	1,511	1,232
September	1,686	1,623
October	1,970	
November	2,341	
December	2,692	
January	2,906	
February	3,446	
March	4,193	
April	4,485	
May	4,485	
June	4,485	

QUALITY

	Quantity	Base Number	Contract	AT	Region	England
% of FP17s for the same patient ID Re-attending within 3 months - Children	9	222	4.1%	12.0%	12.2%	11.6%
% of FP17s for the same patient ID Re-attending within 3 months - Adults	51	590	8.6%	16.0%	15.8%	15.5%
% of FP17s for the same patient ID Re-attending between 3 & 9 months - Children	65	222	29.3%	58.2%	60.3%	58.8%
% of FP17s for the same patient ID Re-attending between 3 & 9 months - Adults	151	590	25.6%	51.6%	53.5%	51.1%
% of FP17s for Band 1 Urgent Courses	122	692	17.6%	10.1%	9.1%	9.0%
% of FP17s Relating to Free Repair or Replacements	3	692	0.4%	0.8%	1.0%	0.8%
% of FP17s Relating to Continuations	3	692	0.4%	0.9%	1.0%	0.9%
% of Patients satisfied with the dentistry they have received	0	0	N/A	94.9%	93.6%	93.3%
% of Patients satisfied with the time they had to wait for an appointment	0	0	N/A	89.4%	89.8%	88.9%

* This is based on patients treated on this contract for their most recent course of treatment. Figures in italics indicate the base number of FP17s or Patient Questionnaire responses are less than 100. N/A is shown where the base number of responses is less than 10 during the period. % is calculated as Quantity/Base number*100

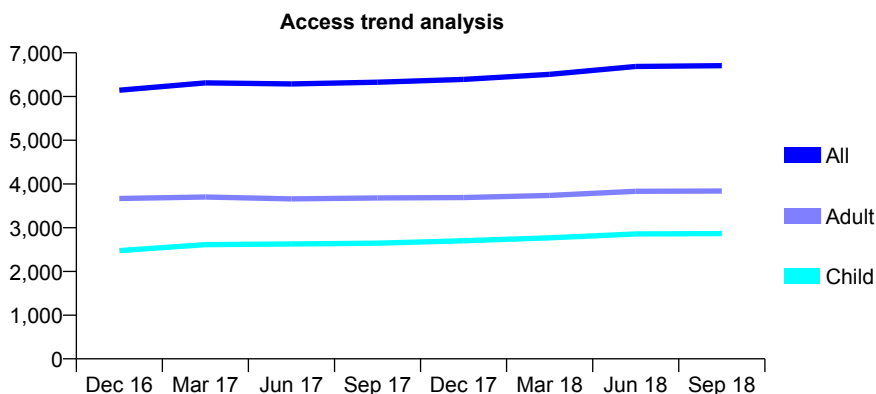
Q46 - Vital Signs At a Glance Contract Report for 323772/0001 - September 2018

Name or company name	MRS S KAYANI
Contract type name	GDS Contract
Purpose of contract	General
Contract start date	01/04/2006
Contract end date	

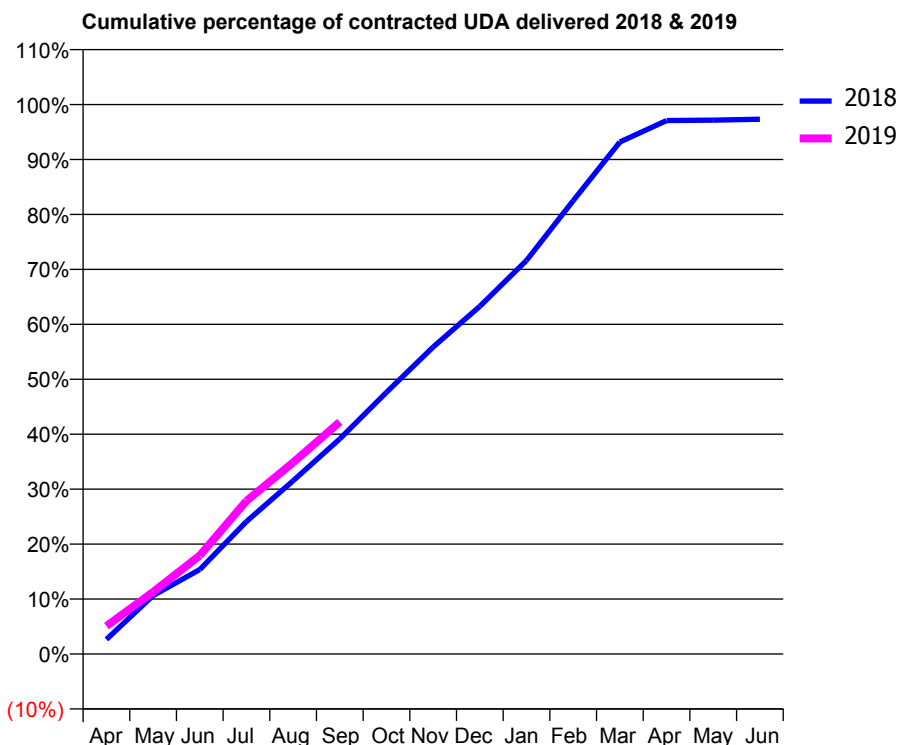
18/19 Contracted general activity (UDA)	25,832
Carry forward general activity (UDA)	0
18/19 Contracted orthodontic activity (UOA)	0
Carry forward orthodontic activity (UOA)	0
Baseline contract value	£643,228.32

ACCESS*

Patients seen in 24 months	Total	Change since previous quarter
Quarter ending September 2017	6,326	
Quarter ending December 2017	6,390	→
Quarter ending March 2018	6,506	→
Quarter ending June 2018	6,688	↑
Quarter ending September 2018	6,705	→
Variance since September 2017	6.0%	↑



ACTIVITY



Adjusted Scheduled Activity (UDA)		
Month	2018	2019
April	685	1,315
May	2,751	2,920
June	3,971	4,630
July	6,228	7,202
August	8,144	9,004
September	10,113	10,914
October	12,303	
November	14,435	
December	16,348	
January	18,503	
February	21,310	
March	24,071	
April	25,079	
May	25,097	
June	25,139	

QUALITY

	Quantity	Base Number	Contract	AT	Region	England
% of FP17s for the same patient ID Re-attending within 3 months - Children	502	2,568	19.5%	12.0%	12.2%	11.6%
% of FP17s for the same patient ID Re-attending within 3 months - Adults	661	2,878	23.0%	16.0%	15.8%	15.5%
% of FP17s for the same patient ID Re-attending between 3 & 9 months - Children	1,405	2,568	54.7%	58.2%	60.3%	58.8%
% of FP17s for the same patient ID Re-attending between 3 & 9 months - Adults	1,280	2,878	44.5%	51.6%	53.5%	51.1%
% of FP17s for Band 1 Urgent Courses	652	4,989	13.1%	10.1%	9.1%	9.0%
% of FP17s Relating to Free Repair or Replacements	19	4,989	0.4%	0.8%	1.0%	0.8%
% of FP17s Relating to Continuations	8	4,989	0.2%	0.9%	1.0%	0.9%
% of Patients satisfied with the dentistry they have received	1	1	N/A	94.9%	93.6%	93.3%
% of Patients satisfied with the time they had to wait for an appointment	1	1	N/A	89.4%	89.8%	88.9%

* This is based on patients treated on this contract for their most recent course of treatment. Figures in italics indicate the base number of FP17s or Patient Questionnaire responses are less than 100. N/A is shown where the base number of responses is less than 10 during the period. % is calculated as Quantity/Base number*100

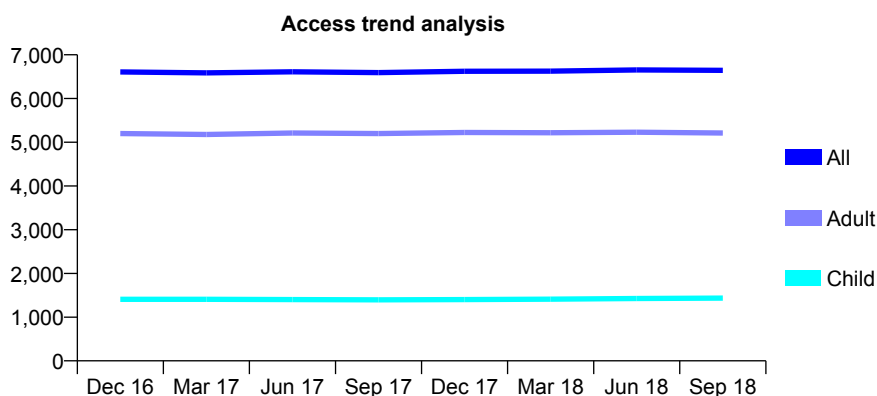
Q46 - Vital Signs At a Glance Contract Report for 324264/0001 - September 2018

Name or company name	MR MD RUSSELL
Contract type name	GDS Contract
Purpose of contract	General
Contract start date	01/04/2006
Contract end date	

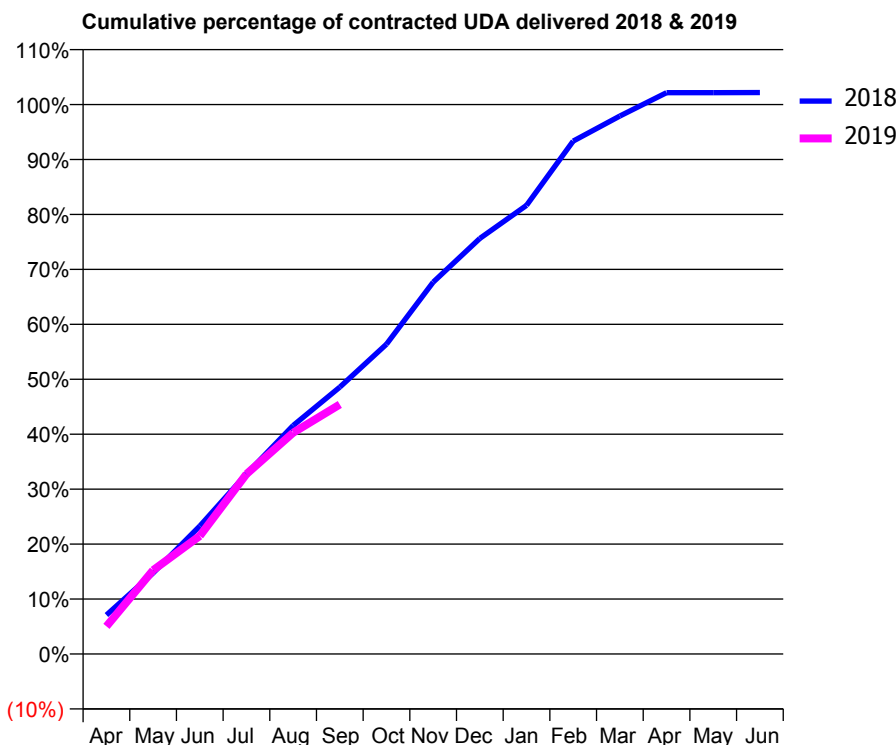
18/19 Contracted general activity (UDA)	19,026
Carry forward general activity (UDA)	0
18/19 Contracted orthodontic activity (UOA)	0
Carry forward orthodontic activity (UOA)	0
Baseline contract value	£542,700.09

ACCESS*

Patients seen in 24 months	Total	Change since previous quarter
Quarter ending September 2017	6,593	
Quarter ending December 2017	6,622	→
Quarter ending March 2018	6,627	→
Quarter ending June 2018	6,655	→
Quarter ending September 2018	6,645	→
Variance since September 2017	0.8%	→



ACTIVITY



Month	Adjusted Scheduled Activity (UDA)	
	2018	2019
April	1,352	958
May	2,803	2,900
June	4,429	4,089
July	6,236	6,228
August	7,910	7,660
September	9,243	8,642
October	10,726	
November	12,875	
December	14,387	
January	15,533	
February	17,757	
March	18,630	
April	19,434	
May	19,436	
June	19,440	

QUALITY

	Quantity	Base Number	Contract	AT	Region	England
% of FP17s for the same patient ID Re-attending within 3 months - Children	108	1,328	8.1%	12.0%	12.2%	11.6%
% of FP17s for the same patient ID Re-attending within 3 months - Adults	476	4,404	10.8%	16.0%	15.8%	15.5%
% of FP17s for the same patient ID Re-attending between 3 & 9 months - Children	918	1,328	69.1%	58.2%	60.3%	58.8%
% of FP17s for the same patient ID Re-attending between 3 & 9 months - Adults	3,119	4,404	70.8%	51.6%	53.5%	51.1%
% of FP17s for Band 1 Urgent Courses	207	5,251	3.9%	10.1%	9.1%	9.0%
% of FP17s Relating to Free Repair or Replacements	14	5,251	0.3%	0.8%	1.0%	0.8%
% of FP17s Relating to Continuations	57	5,251	1.1%	0.9%	1.0%	0.9%
% of Patients satisfied with the dentistry they have received	8	8	N/A	94.9%	93.6%	93.3%
% of Patients satisfied with the time they had to wait for an appointment	8	8	N/A	89.4%	89.8%	88.9%

* This is based on patients treated on this contract for their most recent course of treatment. Figures in italics indicate the base number of FP17s or Patient Questionnaire responses are less than 100. N/A is shown where the base number of responses is less than 10 during the period. % is calculated as Quantity/Base number*100

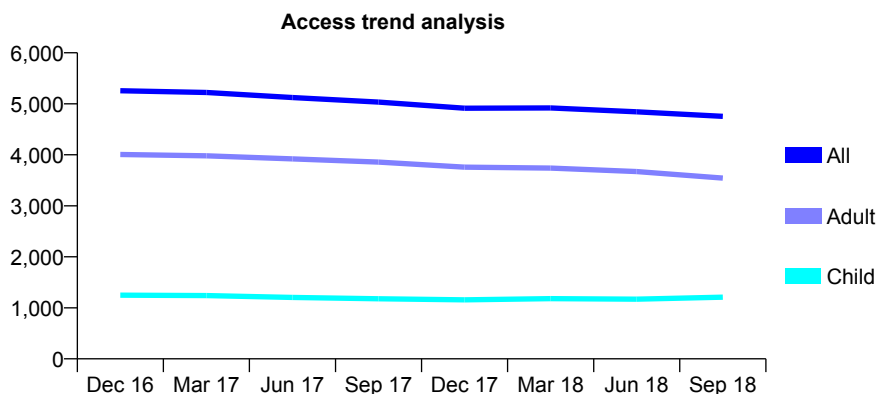
Q46 - Vital Signs At a Glance Contract Report for 324582/0001 - September 2018

Name or company name	Mushtaq and Uddin
Contract type name	GDS Contract
Purpose of contract	General
Contract start date	01/04/2006
Contract end date	

18/19 Contracted general activity (UDA)	15,979
Carry forward general activity (UDA)	0
18/19 Contracted orthodontic activity (UOA)	0
Carry forward orthodontic activity (UOA)	0
Baseline contract value	£466,710.89

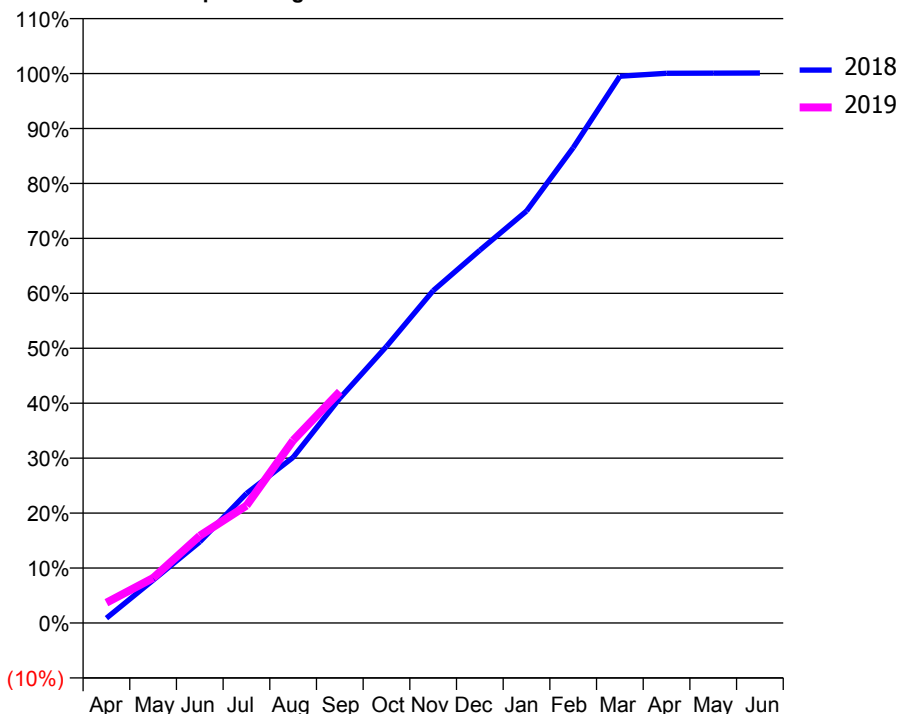
ACCESS*

Patients seen in 24 months	Total	Change since previous quarter
Quarter ending September 2017	5,034	
Quarter ending December 2017	4,914	↓
Quarter ending March 2018	4,920	→
Quarter ending June 2018	4,843	↓
Quarter ending September 2018	4,754	↓
Variance since September 2017	(5.6%)	↓



ACTIVITY

Cumulative percentage of contracted UDA delivered 2018 & 2019



Adjusted Scheduled Activity (UDA)

Month	2018	2019
April	143	590
May	1,247	1,308
June	2,359	2,537
July	3,767	3,415
August	4,816	5,309
September	6,538	6,730
October	8,042	
November	9,664	
December	10,840	
January	11,981	
February	13,822	
March	15,901	
April	15,985	
May	15,989	
June	15,992	

QUALITY

	Quantity	Base Number	Contract	AT	Region	England
% of FP17s for the same patient ID Re-attending within 3 months - Children	94	939	10.0%	12.0%	12.2%	11.6%
% of FP17s for the same patient ID Re-attending within 3 months - Adults	318	2,376	13.4%	16.0%	15.8%	15.5%
% of FP17s for the same patient ID Re-attending between 3 & 9 months - Children	562	939	59.9%	58.2%	60.3%	58.8%
% of FP17s for the same patient ID Re-attending between 3 & 9 months - Adults	1,541	2,376	64.9%	51.6%	53.5%	51.1%
% of FP17s for Band 1 Urgent Courses	274	3,261	8.4%	10.1%	9.1%	9.0%
% of FP17s Relating to Free Repair or Replacements	37	3,261	1.1%	0.8%	1.0%	0.8%
% of FP17s Relating to Continuations	11	3,261	0.3%	0.9%	1.0%	0.9%
% of Patients satisfied with the dentistry they have received	0	0	N/A	94.9%	93.6%	93.3%
% of Patients satisfied with the time they had to wait for an appointment	0	0	N/A	89.4%	89.8%	88.9%

* This is based on patients treated on this contract for their most recent course of treatment. Figures in italics indicate the base number of FP17s or Patient Questionnaire responses are less than 100. N/A is shown where the base number of responses is less than 10 during the period. % is calculated as Quantity/Base number*100

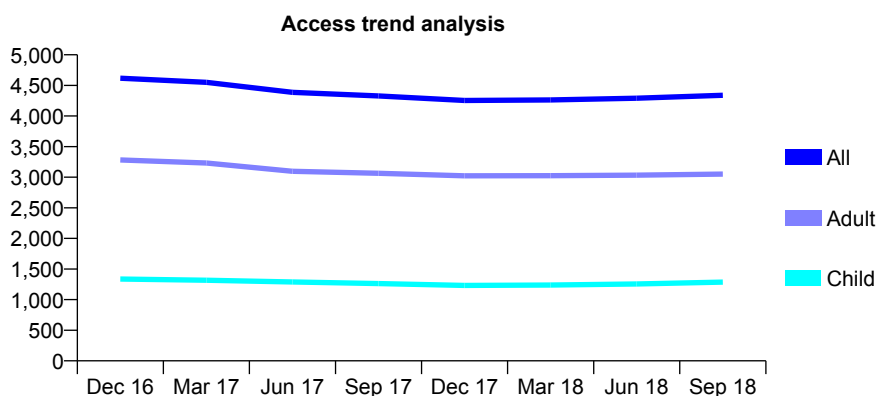
Q46 - Vital Signs At a Glance Contract Report for 325120/0001 - September 2018

Name or company name	MR JC SLATTERY
Contract type name	GDS Contract
Purpose of contract	General
Contract start date	01/04/2006
Contract end date	

18/19 Contracted general activity (UDA)	14,365
Carry forward general activity (UDA)	0
18/19 Contracted orthodontic activity (UOA)	0
Carry forward orthodontic activity (UOA)	0
Baseline contract value	£389,495.53

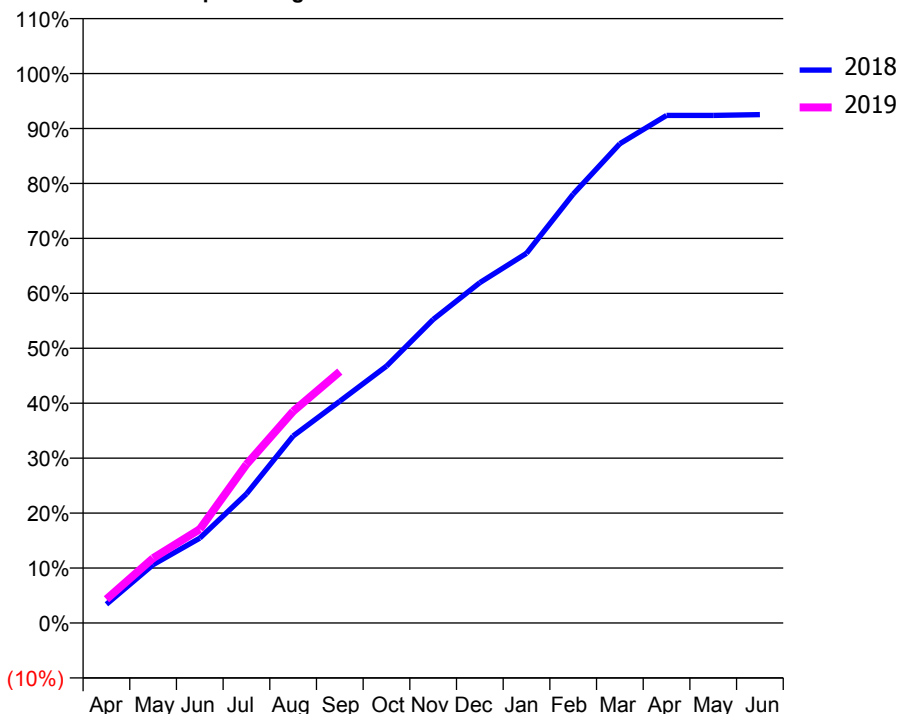
ACCESS*

Patients seen in 24 months	Total	Change since previous quarter
Quarter ending September 2017	4,327	
Quarter ending December 2017	4,254	↓
Quarter ending March 2018	4,263	→
Quarter ending June 2018	4,291	→
Quarter ending September 2018	4,339	→
Variance since September 2017	0.3%	→



ACTIVITY

Cumulative percentage of contracted UDA delivered 2018 & 2019



Adjusted Scheduled Activity (UDA)		
Month	2018	2019
April	490	624
May	1,524	1,694
June	2,220	2,451
July	3,376	4,146
August	4,888	5,534
September	5,799	6,571
October	6,717	
November	7,935	
December	8,898	
January	9,664	
February	11,214	
March	12,529	
April	13,268	
May	13,268	
June	13,289	

QUALITY

	Quantity	Base Number	Contract	AT	Region	England
% of FP17s for the same patient ID Re-attending within 3 months - Children	62	873	7.1%	12.0%	12.2%	11.6%
% of FP17s for the same patient ID Re-attending within 3 months - Adults	284	2,086	13.6%	16.0%	15.8%	15.5%
% of FP17s for the same patient ID Re-attending between 3 & 9 months - Children	428	873	49.0%	58.2%	60.3%	58.8%
% of FP17s for the same patient ID Re-attending between 3 & 9 months - Adults	903	2,086	43.3%	51.6%	53.5%	51.1%
% of FP17s for Band 1 Urgent Courses	333	2,654	12.5%	10.1%	9.1%	9.0%
% of FP17s Relating to Free Repair or Replacements	18	2,654	0.7%	0.8%	1.0%	0.8%
% of FP17s Relating to Continuations	56	2,654	2.1%	0.9%	1.0%	0.9%
% of Patients satisfied with the dentistry they have received	0	0	N/A	94.9%	93.6%	93.3%
% of Patients satisfied with the time they had to wait for an appointment	0	0	N/A	89.4%	89.8%	88.9%

* This is based on patients treated on this contract for their most recent course of treatment. Figures in italics indicate the base number of FP17s or Patient Questionnaire responses are less than 100. N/A is shown where the base number of responses is less than 10 during the period. % is calculated as Quantity/Base number*100

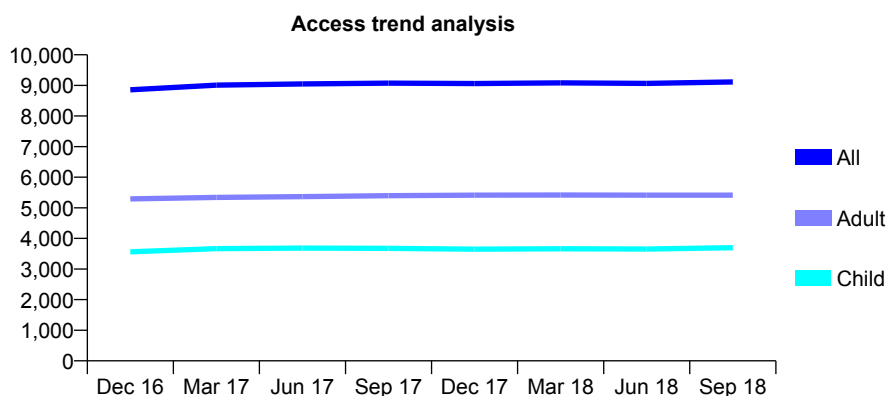
Q46 - Vital Signs At a Glance Contract Report for 326453/0001 - September 2018

Name or company name	Dr I Saleem & Colleagues Dental Practice
Contract type name	GDS Contract
Purpose of contract	General
Contract start date	01/04/2006
Contract end date	

18/19 Contracted general activity (UDA)	20,139
Carry forward general activity (UDA)	0
18/19 Contracted orthodontic activity (UOA)	0
Carry forward orthodontic activity (UOA)	0
Baseline contract value	£686,149.67

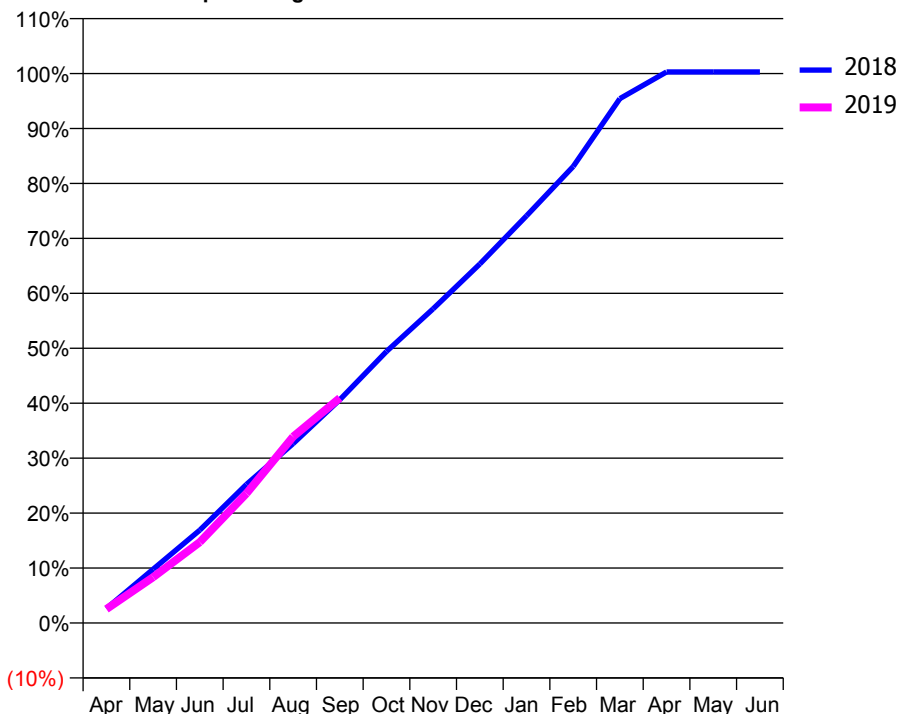
ACCESS*

Patients seen in 24 months	Total	Change since previous quarter
Quarter ending September 2017	9,072	
Quarter ending December 2017	9,062	→
Quarter ending March 2018	9,082	→
Quarter ending June 2018	9,066	→
Quarter ending September 2018	9,114	→
Variance since September 2017	0.5%	→



ACTIVITY

Cumulative percentage of contracted UDA delivered 2018 & 2019



Adjusted Scheduled Activity (UDA)

Month	2018	2019
April	534	509
May	1,972	1,679
June	3,402	2,964
July	5,082	4,747
August	6,574	6,828
September	8,185	8,249
October	9,950	
November	11,517	
December	13,160	
January	14,924	
February	16,729	
March	19,220	
April	20,198	
May	20,198	
June	20,198	

QUALITY

	Quantity	Base Number	Contract	AT	Region	England
% of FP17s for the same patient ID Re-attending within 3 months - Children	66	2,102	3.1%	12.0%	12.2%	11.6%
% of FP17s for the same patient ID Re-attending within 3 months - Adults	165	2,701	6.1%	16.0%	15.8%	15.5%
% of FP17s for the same patient ID Re-attending between 3 & 9 months - Children	1,098	2,102	52.2%	58.2%	60.3%	58.8%
% of FP17s for the same patient ID Re-attending between 3 & 9 months - Adults	1,188	2,701	44.0%	51.6%	53.5%	51.1%
% of FP17s for Band 1 Urgent Courses	227	4,062	5.6%	10.1%	9.1%	9.0%
% of FP17s Relating to Free Repair or Replacements	1	4,062	0.0%	0.8%	1.0%	0.8%
% of FP17s Relating to Continuations	27	4,062	0.7%	0.9%	1.0%	0.9%
% of Patients satisfied with the dentistry they have received	0	0	N/A	94.9%	93.6%	93.3%
% of Patients satisfied with the time they had to wait for an appointment	0	0	N/A	89.4%	89.8%	88.9%

* This is based on patients treated on this contract for their most recent course of treatment. Figures in italics indicate the base number of FP17s or Patient Questionnaire responses are less than 100. N/A is shown where the base number of responses is less than 10 during the period. % is calculated as Quantity/Base number*100

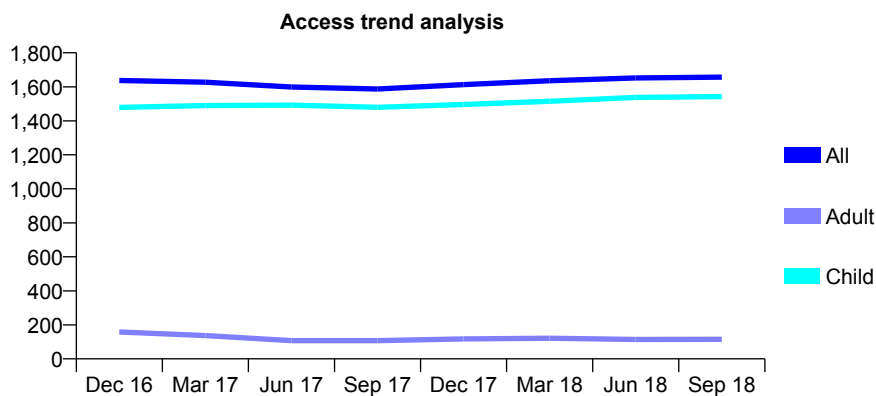
Q46 - Vital Signs At a Glance Contract Report for 329622/0001 - September 2018

Name or company name	MR SD HOWARTH
Contract type name	GDS Contract
Purpose of contract	General
Contract start date	01/04/2006
Contract end date	

18/19 Contracted general activity (UDA)	3,000
Carry forward general activity (UDA)	0
18/19 Contracted orthodontic activity (UOA)	0
Carry forward orthodontic activity (UOA)	0
Baseline contract value	£74,177.86

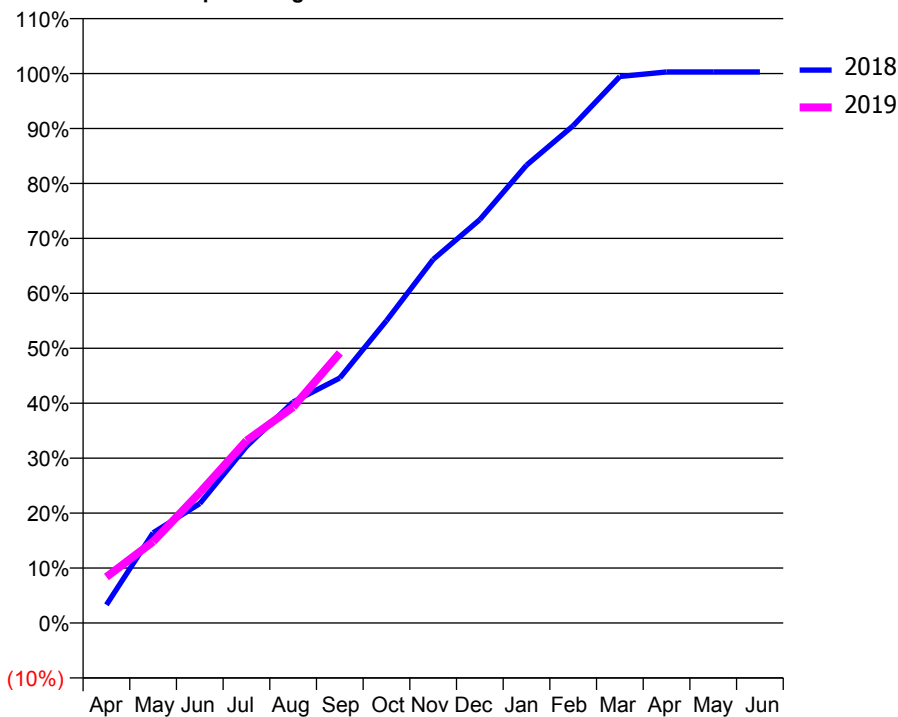
ACCESS*

Patients seen in 24 months	Total	Change since previous quarter
Quarter ending September 2017	1,587	
Quarter ending December 2017	1,613	→
Quarter ending March 2018	1,636	→
Quarter ending June 2018	1,652	→
Quarter ending September 2018	1,657	→
Variance since September 2017	4.4%	↑



ACTIVITY

Cumulative percentage of contracted UDA delivered 2018 & 2019



Month	Adjusted Scheduled Activity (UDA)	
	2018	2019
April	99	251
May	493	444
June	652	712
July	964	996
August	1,207	1,179
September	1,338	1,475
October	1,650	
November	1,985	
December	2,203	
January	2,499	
February	2,715	
March	2,984	
April	3,009	
May	3,009	
June	3,009	

QUALITY

	Quantity	Base Number	Contract	AT	Region	England
% of FP17s for the same patient ID Re-attending within 3 months - Children	93	1,264	7.4%	12.0%	12.2%	11.6%
% of FP17s for the same patient ID Re-attending within 3 months - Adults	0	0	N/A	16.0%	15.8%	15.5%
% of FP17s for the same patient ID Re-attending between 3 & 9 months - Children	858	1,264	67.9%	58.2%	60.3%	58.8%
% of FP17s for the same patient ID Re-attending between 3 & 9 months - Adults	0	0	N/A	51.6%	53.5%	51.1%
% of FP17s for Band 1 Urgent Courses	53	1,238	4.3%	10.1%	9.1%	9.0%
% of FP17s Relating to Free Repair or Replacements	0	1,238	0.0%	0.8%	1.0%	0.8%
% of FP17s Relating to Continuations	0	1,238	0.0%	0.9%	1.0%	0.9%
% of Patients satisfied with the dentistry they have received	0	0	N/A	94.9%	93.6%	93.3%
% of Patients satisfied with the time they had to wait for an appointment	0	0	N/A	89.4%	89.8%	88.9%

* This is based on patients treated on this contract for their most recent course of treatment. Figures in italics indicate the base number of FP17s or Patient Questionnaire responses are less than 100. N/A is shown where the base number of responses is less than 10 during the period. % is calculated as Quantity/Base number*100

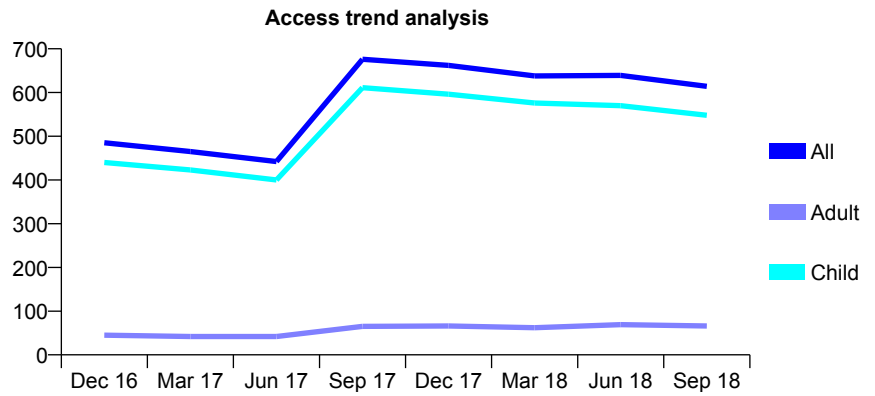
Q46 - Vital Signs At a Glance Contract Report for 333379/0001 - September 2018

Name or company name	MR AK JAIN
Contract type name	GDS Contract
Purpose of contract	General
Contract start date	01/04/2006
Contract end date	

18/19 Contracted general activity (UDA)	1,535
Carry forward general activity (UDA)	0
18/19 Contracted orthodontic activity (UOA)	0
Carry forward orthodontic activity (UOA)	0
Baseline contract value	£37,954.34

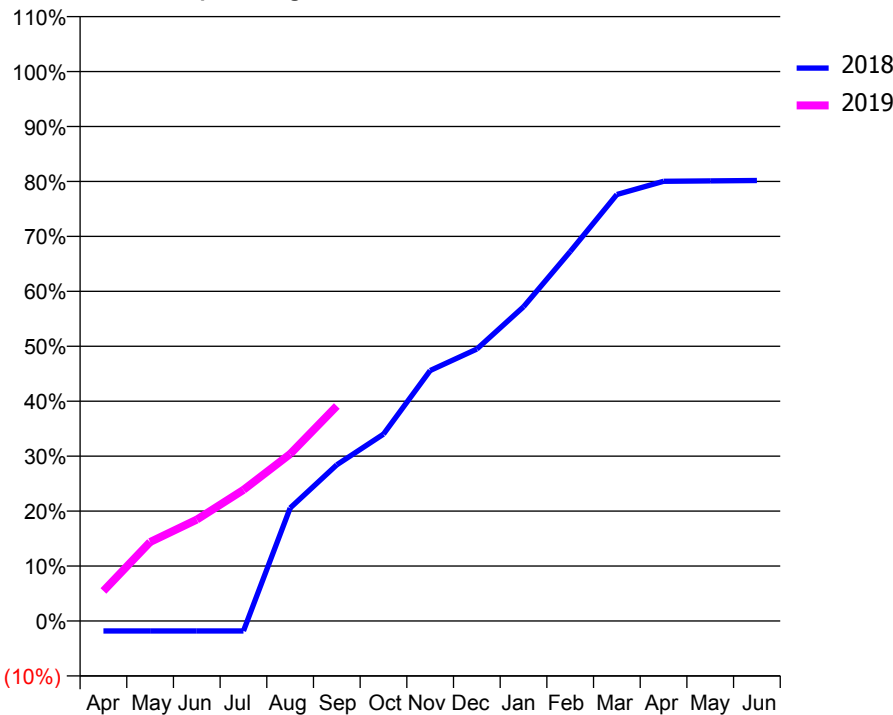
ACCESS*

Patients seen in 24 months	Total	Change since previous quarter
Quarter ending September 2017	676	
Quarter ending December 2017	662	↓
Quarter ending March 2018	638	↓
Quarter ending June 2018	639	→
Quarter ending September 2018	614	↓
Variance since September 2017	(9.2%)	↓



ACTIVITY

Cumulative percentage of contracted UDA delivered 2018 & 2019



Month	Adjusted Scheduled Activity (UDA)	
	2018	2019
April	-28	84
May	-28	221
June	-28	283
July	-28	366
August	316	467
September	436	601
October	522	
November	700	
December	760	
January	878	
February	1,032	
March	1,191	
April	1,228	
May	1,229	
June	1,230	

QUALITY

	Quantity	Base Number	Contract	AT	Region	England
% of FP17s for the same patient ID Re-attending within 3 months - Children	34	431	7.9%	12.0%	12.2%	11.6%
% of FP17s for the same patient ID Re-attending within 3 months - Adults	0	17	0.0%	16.0%	15.8%	15.5%
% of FP17s for the same patient ID Re-attending between 3 & 9 months - Children	310	431	71.9%	58.2%	60.3%	58.8%
% of FP17s for the same patient ID Re-attending between 3 & 9 months - Adults	12	17	70.6%	51.6%	53.5%	51.1%
% of FP17s for Band 1 Urgent Courses	9	410	2.2%	10.1%	9.1%	9.0%
% of FP17s Relating to Free Repair or Replacements	0	410	0.0%	0.8%	1.0%	0.8%
% of FP17s Relating to Continuations	0	410	0.0%	0.9%	1.0%	0.9%
% of Patients satisfied with the dentistry they have received	1	1	N/A	94.9%	93.6%	93.3%
% of Patients satisfied with the time they had to wait for an appointment	1	1	N/A	89.4%	89.8%	88.9%

* This is based on patients treated on this contract for their most recent course of treatment. Figures in italics indicate the base number of FP17s or Patient Questionnaire responses are less than 100. N/A is shown where the base number of responses is less than 10 during the period. % is calculated as Quantity/Base number*100

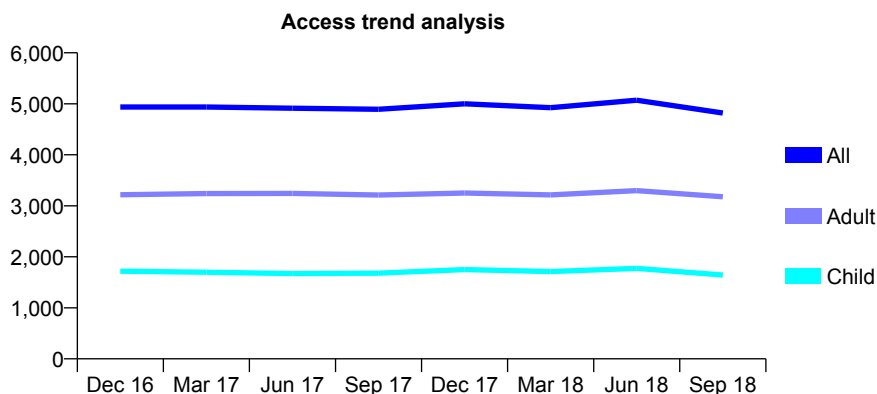
Q46 - Vital Signs At a Glance Contract Report for 336815/0001 - September 2018

Name or company name	MR S PATEL
Contract type name	GDS Contract
Purpose of contract	General
Contract start date	18/03/2010
Contract end date	

18/19 Contracted general activity (UDA)	11,938
Carry forward general activity (UDA)	0
18/19 Contracted orthodontic activity (UOA)	0
Carry forward orthodontic activity (UOA)	0
Baseline contract value	£330,900.75

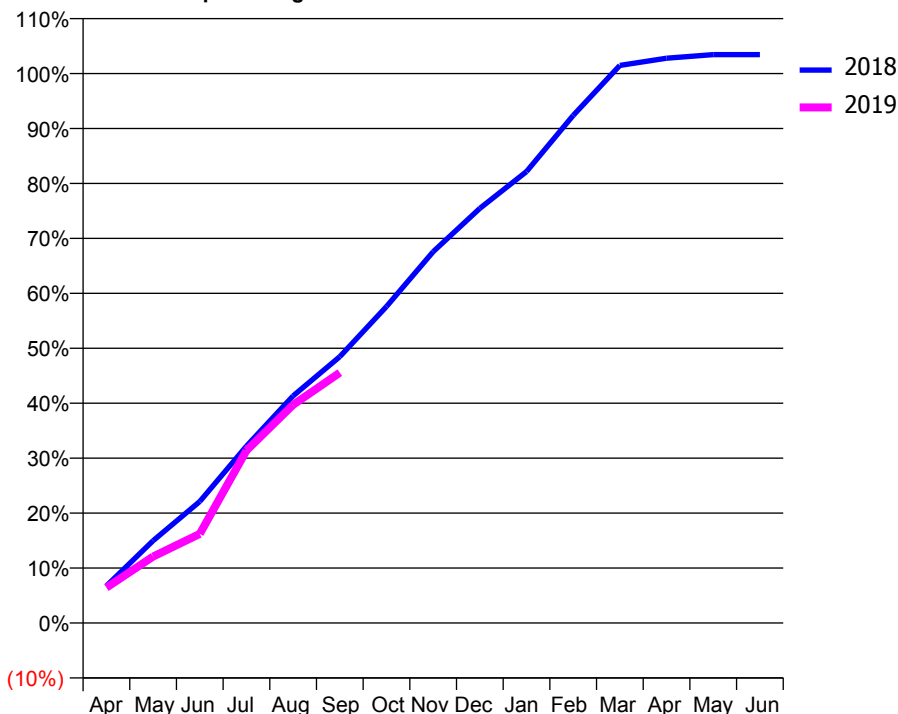
ACCESS*

Patients seen in 24 months	Total	Change since previous quarter
Quarter ending September 2017	4,894	
Quarter ending December 2017	5,000	↑
Quarter ending March 2018	4,925	↓
Quarter ending June 2018	5,070	↑
Quarter ending September 2018	4,819	↓
Variance since September 2017	(1.5%)	↓



ACTIVITY

Cumulative percentage of contracted UDA delivered 2018 & 2019



Month	Adjusted Scheduled Activity (UDA)	
	2018	2019
April	807	768
May	1,788	1,444
June	2,639	1,937
July	3,842	3,748
August	4,936	4,741
September	5,786	5,440
October	6,875	
November	8,066	
December	9,009	
January	9,806	
February	11,028	
March	12,114	
April	12,271	
May	12,348	
June	12,349	

QUALITY

	Quantity	Base Number	Contract	AT	Region	England
% of FP17s for the same patient ID Re-attending within 3 months - Children	115	1,368	8.4%	12.0%	12.2%	11.6%
% of FP17s for the same patient ID Re-attending within 3 months - Adults	437	2,553	17.1%	16.0%	15.8%	15.5%
% of FP17s for the same patient ID Re-attending between 3 & 9 months - Children	889	1,368	65.0%	58.2%	60.3%	58.8%
% of FP17s for the same patient ID Re-attending between 3 & 9 months - Adults	1,417	2,553	55.5%	51.6%	53.5%	51.1%
% of FP17s for Band 1 Urgent Courses	337	3,282	10.3%	10.1%	9.1%	9.0%
% of FP17s Relating to Free Repair or Replacements	9	3,282	0.3%	0.8%	1.0%	0.8%
% of FP17s Relating to Continuations	5	3,282	0.2%	0.9%	1.0%	0.9%
% of Patients satisfied with the dentistry they have received	0	0	N/A	94.9%	93.6%	93.3%
% of Patients satisfied with the time they had to wait for an appointment	0	0	N/A	89.4%	89.8%	88.9%

* This is based on patients treated on this contract for their most recent course of treatment. Figures in italics indicate the base number of FP17s or Patient Questionnaire responses are less than 100. N/A is shown where the base number of responses is less than 10 during the period. % is calculated as Quantity/Base number*100

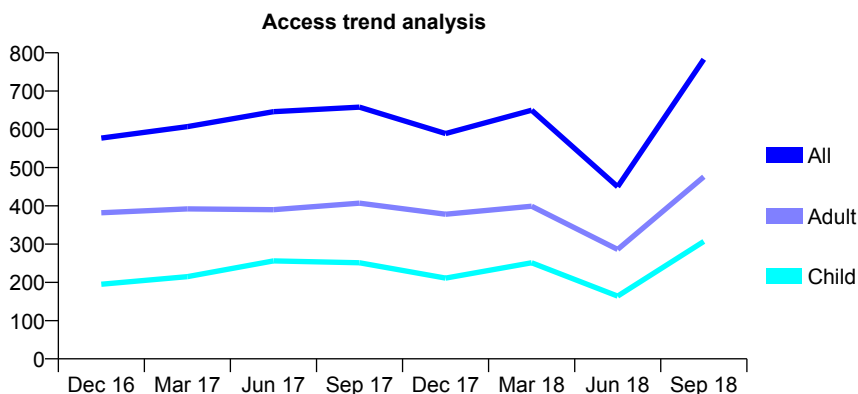
Q46 - Vital Signs At a Glance Contract Report for 336815/0002 - September 2018

Name or company name	MR S PATEL
Contract type name	GDS Contract
Purpose of contract	General
Contract start date	18/03/2010
Contract end date	

18/19 Contracted general activity (UDA)	1,900
Carry forward general activity (UDA)	0
18/19 Contracted orthodontic activity (UOA)	0
Carry forward orthodontic activity (UOA)	0
Baseline contract value	£44,958.11

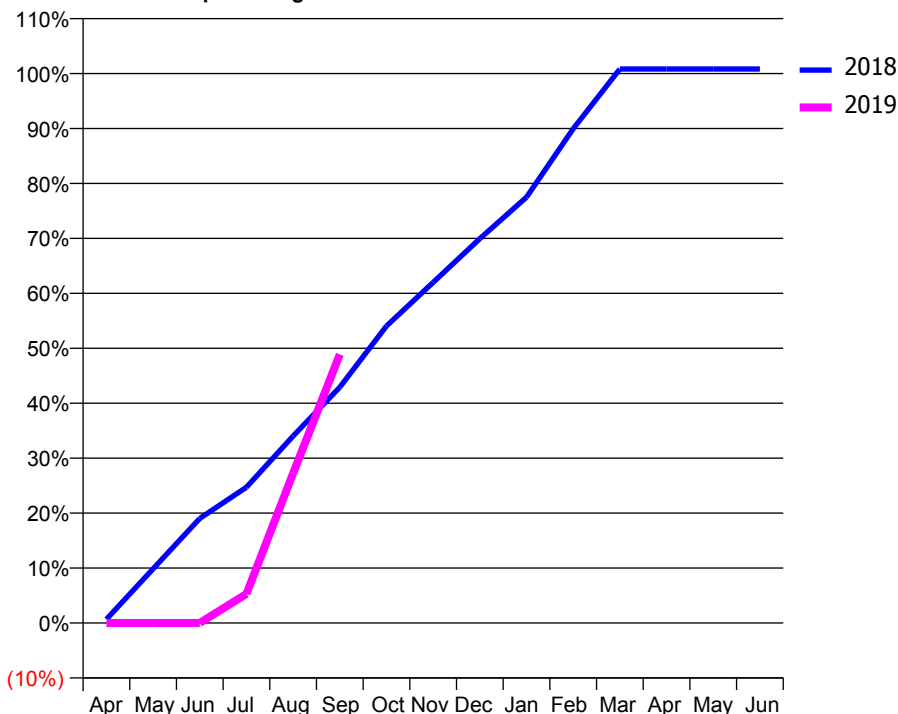
ACCESS*

Patients seen in 24 months	Total	Change since previous quarter
Quarter ending September 2017	658	
Quarter ending December 2017	589	↓
Quarter ending March 2018	650	↑
Quarter ending June 2018	450	↓
Quarter ending September 2018	783	↑
Variance since September 2017	19.0%	↑



ACTIVITY

Cumulative percentage of contracted UDA delivered 2018 & 2019



Adjusted Scheduled Activity (UDA)

Month	2018	2019
April	13	0
May	187	0
June	362	0
July	470	101
August	647	518
September	815	929
October	1,027	
November	1,178	
December	1,329	
January	1,473	
February	1,709	
March	1,915	
April	1,915	
May	1,915	
June	1,915	

QUALITY

	Quantity	Base Number	Contract	AT	Region	England
% of FP17s for the same patient ID Re-attending within 3 months - Children	3	221	1.4%	12.0%	12.2%	11.6%
% of FP17s for the same patient ID Re-attending within 3 months - Adults	12	334	3.6%	16.0%	15.8%	15.5%
% of FP17s for the same patient ID Re-attending between 3 & 9 months - Children	47	221	21.3%	58.2%	60.3%	58.8%
% of FP17s for the same patient ID Re-attending between 3 & 9 months - Adults	50	334	15.0%	51.6%	53.5%	51.1%
% of FP17s for Band 1 Urgent Courses	49	555	8.8%	10.1%	9.1%	9.0%
% of FP17s Relating to Free Repair or Replacements	7	555	1.3%	0.8%	1.0%	0.8%
% of FP17s Relating to Continuations	2	555	0.4%	0.9%	1.0%	0.9%
% of Patients satisfied with the dentistry they have received	0	0	N/A	94.9%	93.6%	93.3%
% of Patients satisfied with the time they had to wait for an appointment	0	0	N/A	89.4%	89.8%	88.9%

* This is based on patients treated on this contract for their most recent course of treatment. Figures in italics indicate the base number of FP17s or Patient Questionnaire responses are less than 100. N/A is shown where the base number of responses is less than 10 during the period. % is calculated as Quantity/Base number*100

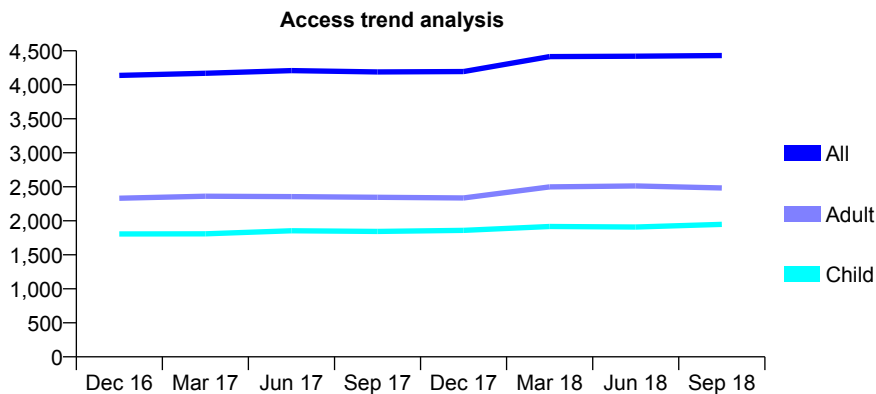
Q46 - Vital Signs At a Glance Contract Report for 339881/0001 - September 2018

Name or company name	MR S MIRTORABI
Contract type name	GDS Contract
Purpose of contract	General
Contract start date	01/04/2006
Contract end date	

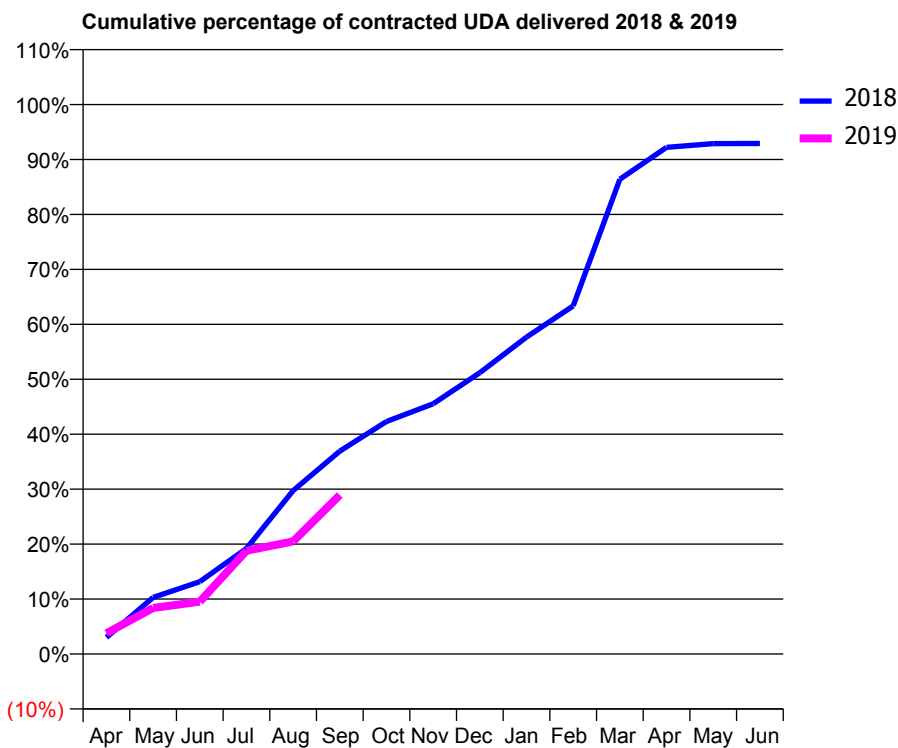
18/19 Contracted general activity (UDA)	10,570
Carry forward general activity (UDA)	0
18/19 Contracted orthodontic activity (UOA)	0
Carry forward orthodontic activity (UOA)	0
Baseline contract value	£338,208.99

ACCESS*

Patients seen in 24 months	Total	Change since previous quarter
Quarter ending September 2017	4,190	
Quarter ending December 2017	4,196	→
Quarter ending March 2018	4,415	↑
Quarter ending June 2018	4,421	→
Quarter ending September 2018	4,431	→
Variance since September 2017	5.8%	↑



ACTIVITY



Month	Adjusted Scheduled Activity (UDA)	
	2018	2019
April	318	399
May	1,089	886
June	1,391	1,007
July	2,030	1,986
August	3,142	2,166
September	3,904	3,058
October	4,472	
November	4,814	
December	5,412	
January	6,096	
February	6,696	
March	9,132	
April	9,746	
May	9,818	
June	9,821	

QUALITY

	Quantity	Base Number	Contract	AT	Region	England
% of FP17s for the same patient ID Re-attending within 3 months - Children	111	1,327	8.4%	12.0%	12.2%	11.6%
% of FP17s for the same patient ID Re-attending within 3 months - Adults	121	1,047	11.6%	16.0%	15.8%	15.5%
% of FP17s for the same patient ID Re-attending between 3 & 9 months - Children	754	1,327	56.8%	58.2%	60.3%	58.8%
% of FP17s for the same patient ID Re-attending between 3 & 9 months - Adults	400	1,047	38.2%	51.6%	53.5%	51.1%
% of FP17s for Band 1 Urgent Courses	120	1,562	7.7%	10.1%	9.1%	9.0%
% of FP17s Relating to Free Repair or Replacements	5	1,562	0.3%	0.8%	1.0%	0.8%
% of FP17s Relating to Continuations	14	1,562	0.9%	0.9%	1.0%	0.9%
% of Patients satisfied with the dentistry they have received	0	0	N/A	94.9%	93.6%	93.3%
% of Patients satisfied with the time they had to wait for an appointment	0	0	N/A	89.4%	89.8%	88.9%

* This is based on patients treated on this contract for their most recent course of treatment. Figures in italics indicate the base number of FP17s or Patient Questionnaire responses are less than 100. N/A is shown where the base number of responses is less than 10 during the period. % is calculated as Quantity/Base number*100

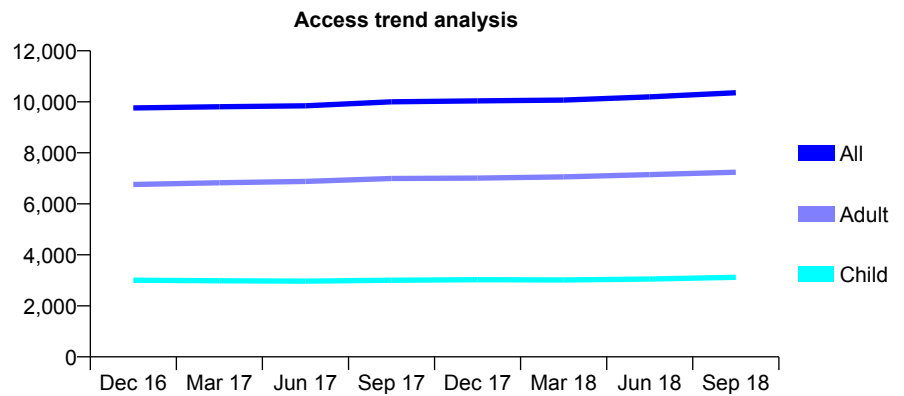
Q46 - Vital Signs At a Glance Contract Report for 342327/0001 - September 2018

Name or company name	MR MK MUSHTAQ
Contract type name	GDS Contract
Purpose of contract	General
Contract start date	01/04/2006
Contract end date	

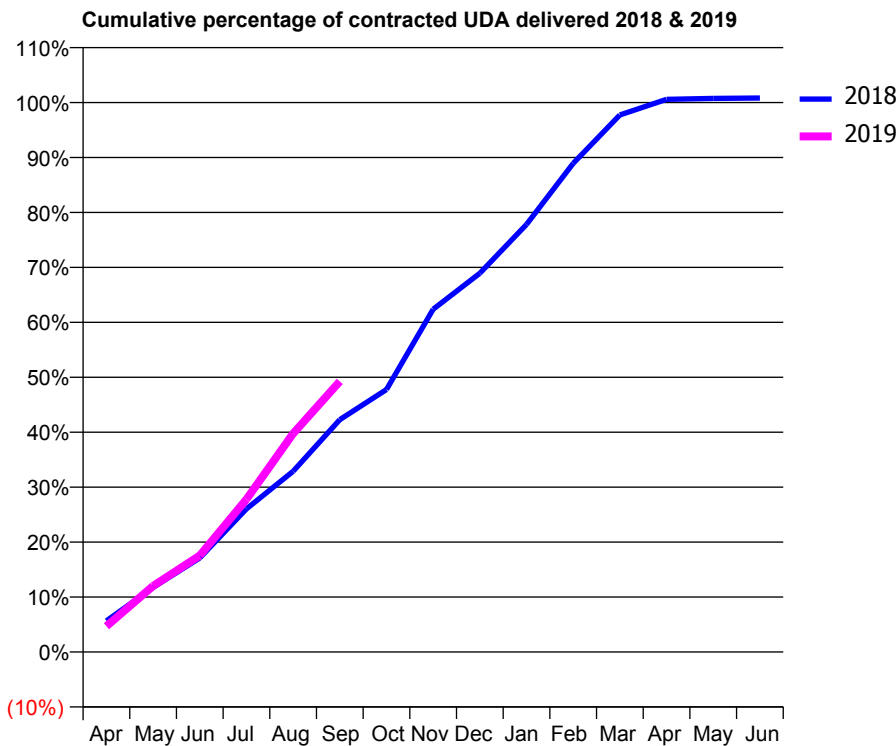
18/19 Contracted general activity (UDA)	22,660
Carry forward general activity (UDA)	0
18/19 Contracted orthodontic activity (UOA)	0
Carry forward orthodontic activity (UOA)	0
Baseline contract value	£607,172.87

ACCESS*

Patients seen in 24 months	Total	Change since previous quarter
Quarter ending September 2017	9,998	
Quarter ending December 2017	10,037	→
Quarter ending March 2018	10,070	→
Quarter ending June 2018	10,194	→
Quarter ending September 2018	10,358	→
Variance since September 2017	3.6%	↑



ACTIVITY



Month	Adjusted Scheduled Activity (UDA)	
	2018	2019
April	1,284	1,066
May	2,666	2,723
June	3,882	3,976
July	5,905	6,302
August	7,451	9,010
September	9,584	11,160
October	10,827	
November	14,136	
December	15,621	
January	17,631	
February	20,153	
March	22,148	
April	22,793	
May	22,829	
June	22,844	

QUALITY

	Quantity	Base Number	Contract	AT	Region	England
% of FP17s for the same patient ID Re-attending within 3 months - Children	108	2,129	5.1%	12.0%	12.2%	11.6%
% of FP17s for the same patient ID Re-attending within 3 months - Adults	690	4,690	14.7%	16.0%	15.8%	15.5%
% of FP17s for the same patient ID Re-attending between 3 & 9 months - Children	1,135	2,129	53.3%	58.2%	60.3%	58.8%
% of FP17s for the same patient ID Re-attending between 3 & 9 months - Adults	2,038	4,690	43.5%	51.6%	53.5%	51.1%
% of FP17s for Band 1 Urgent Courses	500	5,953	8.4%	10.1%	9.1%	9.0%
% of FP17s Relating to Free Repair or Replacements	95	5,953	1.6%	0.8%	1.0%	0.8%
% of FP17s Relating to Continuations	33	5,953	0.6%	0.9%	1.0%	0.9%
% of Patients satisfied with the dentistry they have received	0	0	N/A	94.9%	93.6%	93.3%
% of Patients satisfied with the time they had to wait for an appointment	0	0	N/A	89.4%	89.8%	88.9%

* This is based on patients treated on this contract for their most recent course of treatment. Figures in italics indicate the base number of FP17s or Patient Questionnaire responses are less than 100. N/A is shown where the base number of responses is less than 10 during the period. % is calculated as Quantity/Base number*100

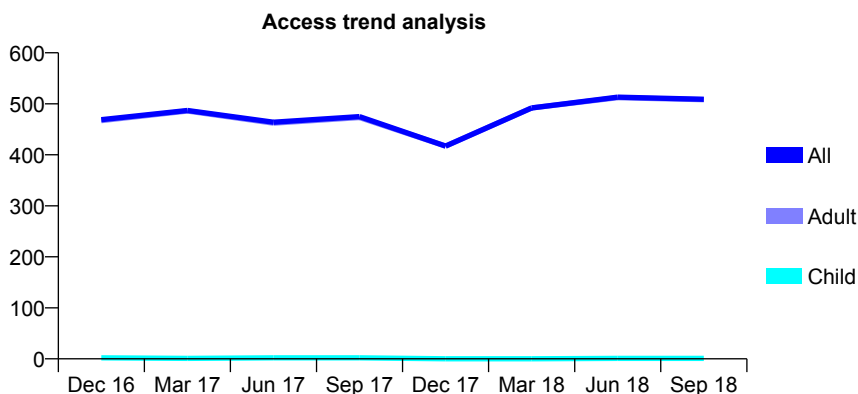
Q46 - Vital Signs At a Glance Contract Report for 342327/0002 - September 2018

Name or company name	MR MK MUSHTAQ
Contract type name	PDS Contract
Purpose of contract	General
Contract start date	01/04/2013
Contract end date	31/03/2019

18/19 Contracted general activity (UDA)	700
Carry forward general activity (UDA)	0
18/19 Contracted orthodontic activity (UOA)	0
Carry forward orthodontic activity (UOA)	0
Baseline contract value	£59,773.58

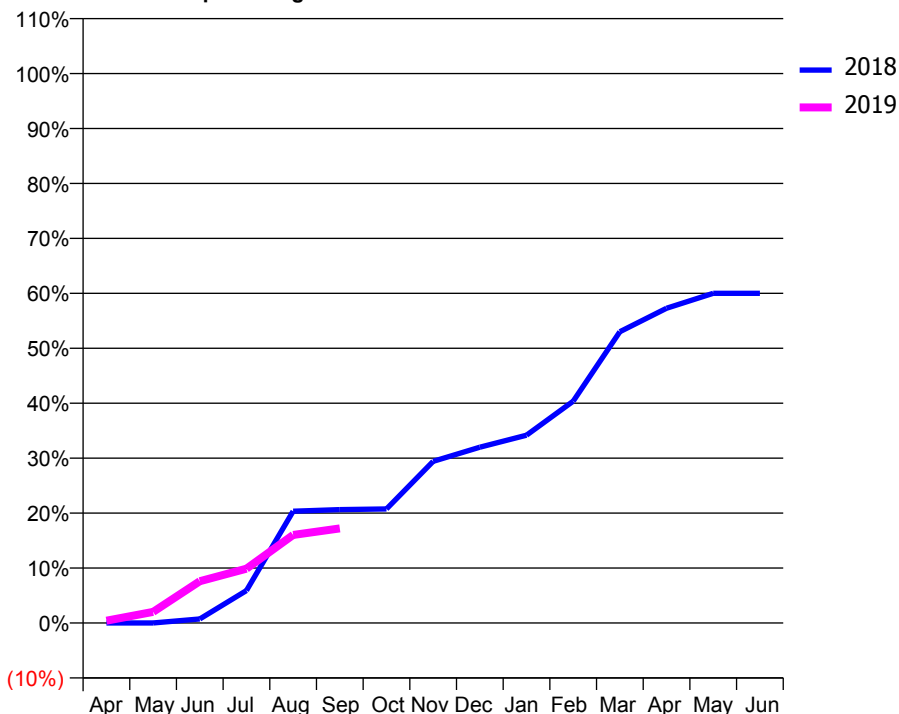
ACCESS*

Patients seen in 24 months	Total	Change since previous quarter
Quarter ending September 2017	475	
Quarter ending December 2017	417	↓
Quarter ending March 2018	492	↑
Quarter ending June 2018	513	↑
Quarter ending September 2018	509	→
Variance since September 2017	7.2%	↑



ACTIVITY

Cumulative percentage of contracted UDA delivered 2018 & 2019



Month	Adjusted Scheduled Activity (UDA)	
	2018	2019
April	0	3
May	0	14
June	5	53
July	41	69
August	142	112
September	144	121
October	145	
November	206	
December	224	
January	239	
February	283	
March	371	
April	401	
May	420	
June	420	

QUALITY

	Quantity	Base Number	Contract	AT	Region	England
% of FP17s for the same patient ID Re-attending within 3 months - Children	0	1	0.0%	12.0%	12.2%	11.6%
% of FP17s for the same patient ID Re-attending within 3 months - Adults	3	149	2.0%	16.0%	15.8%	15.5%
% of FP17s for the same patient ID Re-attending between 3 & 9 months - Children	0	1	0.0%	58.2%	60.3%	58.8%
% of FP17s for the same patient ID Re-attending between 3 & 9 months - Adults	20	149	13.4%	51.6%	53.5%	51.1%
% of FP17s for Band 1 Urgent Courses	9	108	8.3%	10.1%	9.1%	9.0%
% of FP17s Relating to Free Repair or Replacements	0	108	0.0%	0.8%	1.0%	0.8%
% of FP17s Relating to Continuations	0	108	0.0%	0.9%	1.0%	0.9%
% of Patients satisfied with the dentistry they have received	0	0	N/A	94.9%	93.6%	93.3%
% of Patients satisfied with the time they had to wait for an appointment	0	0	N/A	89.4%	89.8%	88.9%

* This is based on patients treated on this contract for their most recent course of treatment. Figures in italics indicate the base number of FP17s or Patient Questionnaire responses are less than 100. N/A is shown where the base number of responses is less than 10 during the period. % is calculated as Quantity/Base number*100

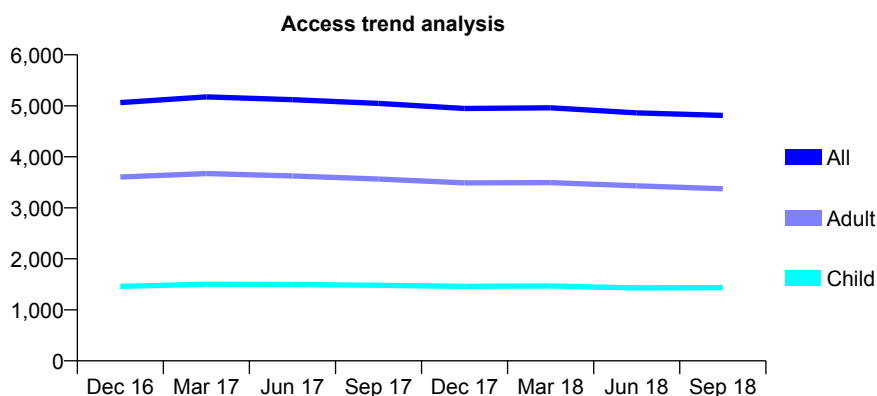
Q46 - Vital Signs At a Glance Contract Report for 356956/0001 - September 2018

Name or company name	MF Dental Partners
Contract type name	GDS Contract
Purpose of contract	General
Contract start date	18/09/2007
Contract end date	

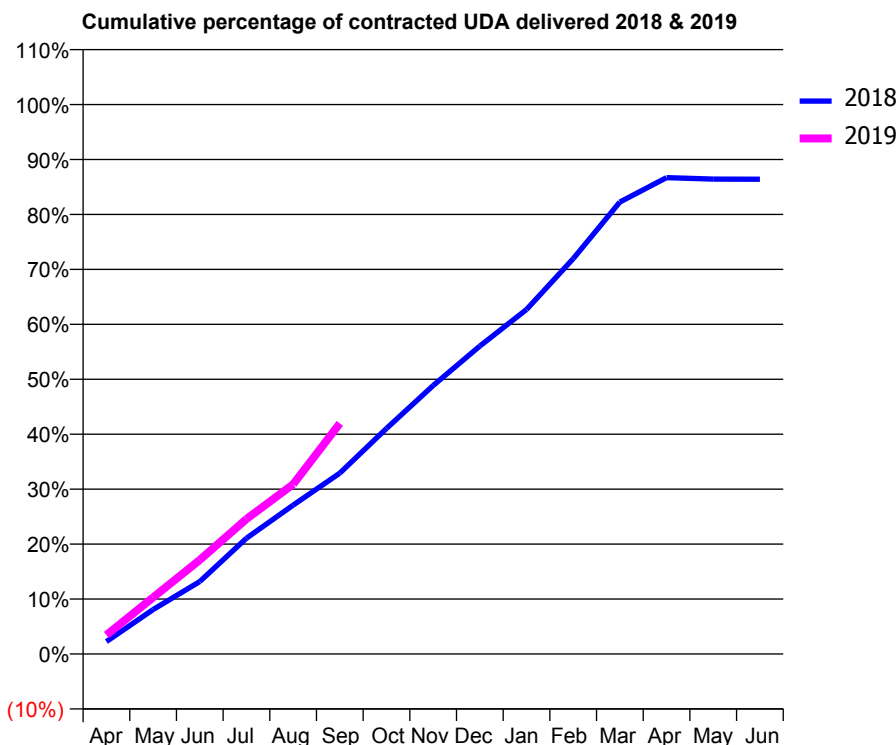
18/19 Contracted general activity (UDA)	10,000
Carry forward general activity (UDA)	0
18/19 Contracted orthodontic activity (UOA)	0
Carry forward orthodontic activity (UOA)	0
Baseline contract value	£256,725.25

ACCESS*

Patients seen in 24 months	Total	Change since previous quarter
Quarter ending September 2017	5,046	
Quarter ending December 2017	4,948	↓
Quarter ending March 2018	4,960	→
Quarter ending June 2018	4,861	↓
Quarter ending September 2018	4,812	↓
Variance since September 2017	(4.6%)	↓



ACTIVITY



Month	Adjusted Scheduled Activity (UDA)	
	2018	2019
April	227	345
May	808	1,030
June	1,320	1,712
July	2,108	2,457
August	2,708	3,087
September	3,291	4,197
October	4,104	
November	4,886	
December	5,605	
January	6,269	
February	7,194	
March	8,226	
April	8,669	
May	8,643	
June	8,641	

QUALITY

	Quantity	Base Number	Contract	AT	Region	England
% of FP17s for the same patient ID Re-attending within 3 months - Children	103	1,051	9.8%	12.0%	12.2%	11.6%
% of FP17s for the same patient ID Re-attending within 3 months - Adults	243	2,242	10.8%	16.0%	15.8%	15.5%
% of FP17s for the same patient ID Re-attending between 3 & 9 months - Children	683	1,051	65.0%	58.2%	60.3%	58.8%
% of FP17s for the same patient ID Re-attending between 3 & 9 months - Adults	1,335	2,242	59.5%	51.6%	53.5%	51.1%
% of FP17s for Band 1 Urgent Courses	121	2,373	5.1%	10.1%	9.1%	9.0%
% of FP17s Relating to Free Repair or Replacements	30	2,373	1.3%	0.8%	1.0%	0.8%
% of FP17s Relating to Continuations	1	2,373	0.0%	0.9%	1.0%	0.9%
% of Patients satisfied with the dentistry they have received	3	3	N/A	94.9%	93.6%	93.3%
% of Patients satisfied with the time they had to wait for an appointment	2	3	N/A	89.4%	89.8%	88.9%

* This is based on patients treated on this contract for their most recent course of treatment. Figures in italics indicate the base number of FP17s or Patient Questionnaire responses are less than 100. N/A is shown where the base number of responses is less than 10 during the period. % is calculated as Quantity/Base number*100

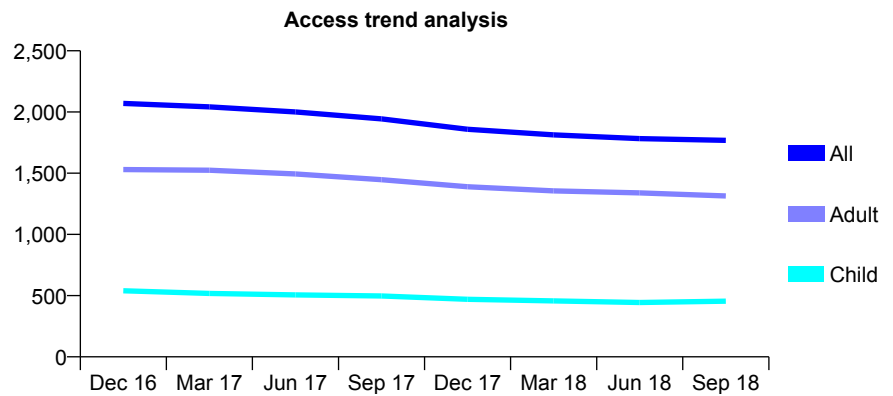
Q46 - Vital Signs At a Glance Contract Report for 356956/0002 - September 2018

Name or company name	MF Dental Partners
Contract type name	GDS Contract
Purpose of contract	General
Contract start date	01/08/2013
Contract end date	

18/19 Contracted general activity (UDA)	5,388
Carry forward general activity (UDA)	0
18/19 Contracted orthodontic activity (UOA)	0
Carry forward orthodontic activity (UOA)	0
Baseline contract value	£148,965.39

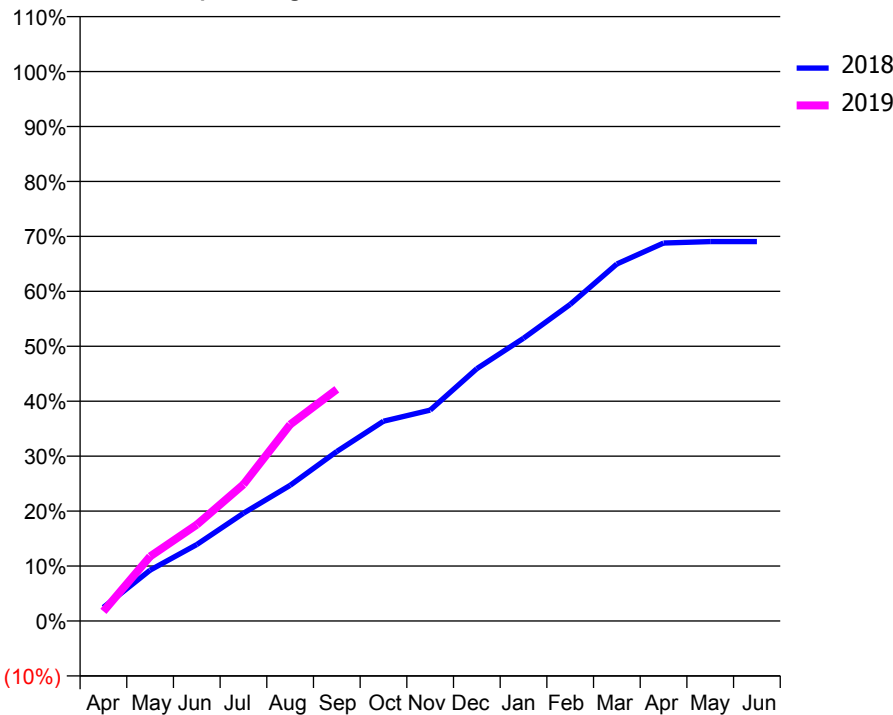
ACCESS*

Patients seen in 24 months	Total	Change since previous quarter
Quarter ending September 2017	1,944	
Quarter ending December 2017	1,859	↓
Quarter ending March 2018	1,813	↓
Quarter ending June 2018	1,783	↓
Quarter ending September 2018	1,769	→
Variance since September 2017	(9.0%)	↓



ACTIVITY

Cumulative percentage of contracted UDA delivered 2018 & 2019



Month	Adjusted Scheduled Activity (UDA)	
	2018	2019
April	134	94
May	498	634
June	750	945
July	1,057	1,340
August	1,330	1,926
September	1,662	2,272
October	1,959	
November	2,068	
December	2,475	
January	2,772	
February	3,105	
March	3,501	
April	3,706	
May	3,720	
June	3,720	

QUALITY

	Quantity	Base Number	Contract	AT	Region	England
% of FP17s for the same patient ID Re-attending within 3 months - Children	21	292	7.2%	12.0%	12.2%	11.6%
% of FP17s for the same patient ID Re-attending within 3 months - Adults	99	840	11.8%	16.0%	15.8%	15.5%
% of FP17s for the same patient ID Re-attending between 3 & 9 months - Children	130	292	44.5%	58.2%	60.3%	58.8%
% of FP17s for the same patient ID Re-attending between 3 & 9 months - Adults	407	840	48.5%	51.6%	53.5%	51.1%
% of FP17s for Band 1 Urgent Courses	66	1,037	6.4%	10.1%	9.1%	9.0%
% of FP17s Relating to Free Repair or Replacements	15	1,037	1.4%	0.8%	1.0%	0.8%
% of FP17s Relating to Continuations	6	1,037	0.6%	0.9%	1.0%	0.9%
% of Patients satisfied with the dentistry they have received	0	0	N/A	94.9%	93.6%	93.3%
% of Patients satisfied with the time they had to wait for an appointment	0	0	N/A	89.4%	89.8%	88.9%

* This is based on patients treated on this contract for their most recent course of treatment. Figures in italics indicate the base number of FP17s or Patient Questionnaire responses are less than 100. N/A is shown where the base number of responses is less than 10 during the period. % is calculated as Quantity/Base number*100

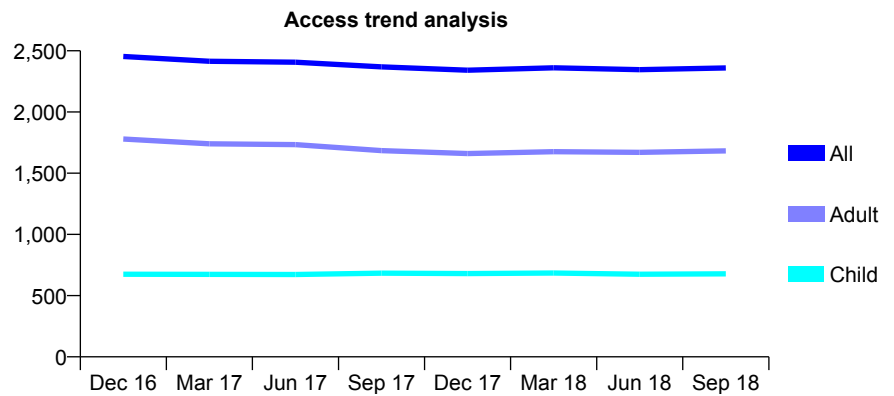
Q46 - Vital Signs At a Glance Contract Report for 358975/0001 - September 2018

Name or company name	MISS P STOREY
Contract type name	GDS Contract
Purpose of contract	General
Contract start date	06/05/2011
Contract end date	

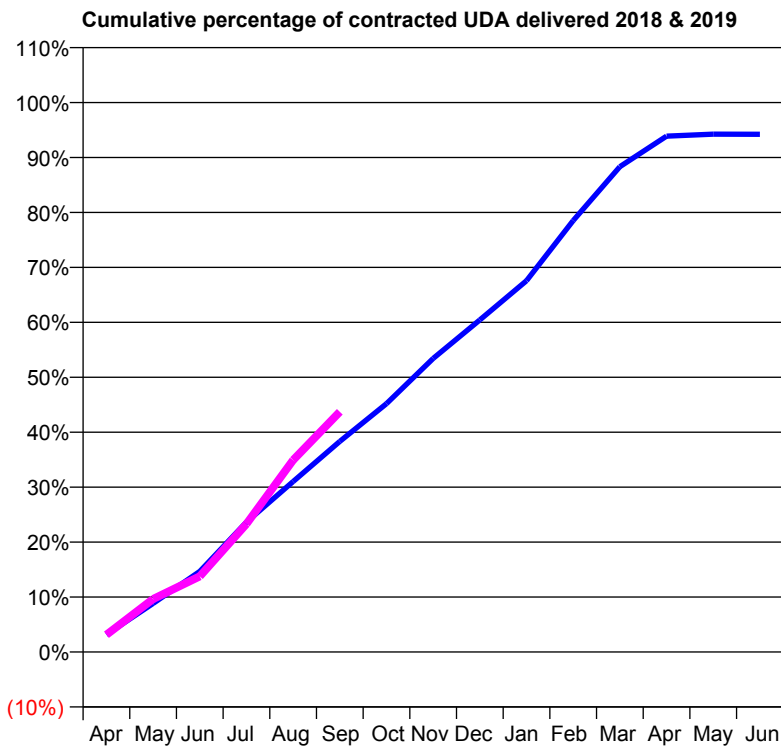
18/19 Contracted general activity (UDA)	6,504
Carry forward general activity (UDA)	0
18/19 Contracted orthodontic activity (UOA)	0
Carry forward orthodontic activity (UOA)	0
Baseline contract value	£183,119.63

ACCESS*

Patients seen in 24 months	Total	Change since previous quarter
Quarter ending September 2017	2,369	
Quarter ending December 2017	2,341	↓
Quarter ending March 2018	2,361	→
Quarter ending June 2018	2,346	→
Quarter ending September 2018	2,360	→
Variance since September 2017	(0.4%)	→



ACTIVITY



Month	Adjusted Scheduled Activity (UDA)	
	2018	2019
April	206	204
May	576	627
June	954	895
July	1,538	1,515
August	2,017	2,272
September	2,493	2,844
October	2,940	
November	3,475	
December	3,931	
January	4,394	
February	5,107	
March	5,744	
April	6,106	
May	6,129	
June	6,128	

QUALITY

	Quantity	Base Number	Contract	AT	Region	England
% of FP17s for the same patient ID Re-attending within 3 months - Children	26	517	5.0%	12.0%	12.2%	11.6%
% of FP17s for the same patient ID Re-attending within 3 months - Adults	185	1,445	12.8%	16.0%	15.8%	15.5%
% of FP17s for the same patient ID Re-attending between 3 & 9 months - Children	329	517	63.6%	58.2%	60.3%	58.8%
% of FP17s for the same patient ID Re-attending between 3 & 9 months - Adults	969	1,445	67.1%	51.6%	53.5%	51.1%
% of FP17s for Band 1 Urgent Courses	174	1,791	9.7%	10.1%	9.1%	9.0%
% of FP17s Relating to Free Repair or Replacements	4	1,791	0.2%	0.8%	1.0%	0.8%
% of FP17s Relating to Continuations	0	1,791	0.0%	0.9%	1.0%	0.9%
% of Patients satisfied with the dentistry they have received	2	2	N/A	94.9%	93.6%	93.3%
% of Patients satisfied with the time they had to wait for an appointment	2	2	N/A	89.4%	89.8%	88.9%

* This is based on patients treated on this contract for their most recent course of treatment. Figures in italics indicate the base number of FP17s or Patient Questionnaire responses are less than 100. N/A is shown where the base number of responses is less than 10 during the period. % is calculated as Quantity/Base number*100

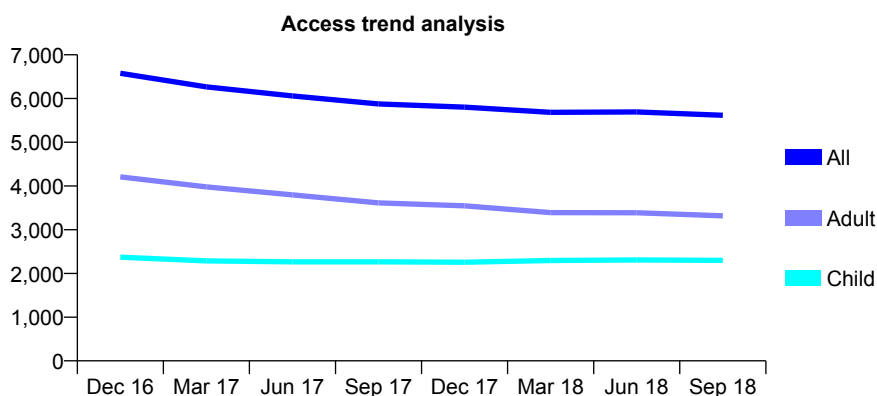
Q46 - Vital Signs At a Glance Contract Report for 367931/0001 - September 2018

Name or company name	MS T KHAN
Contract type name	GDS Contract
Purpose of contract	General
Contract start date	01/08/2007
Contract end date	

18/19 Contracted general activity (UDA)	15,309
Carry forward general activity (UDA)	0
18/19 Contracted orthodontic activity (UOA)	0
Carry forward orthodontic activity (UOA)	0
Baseline contract value	£429,601.44

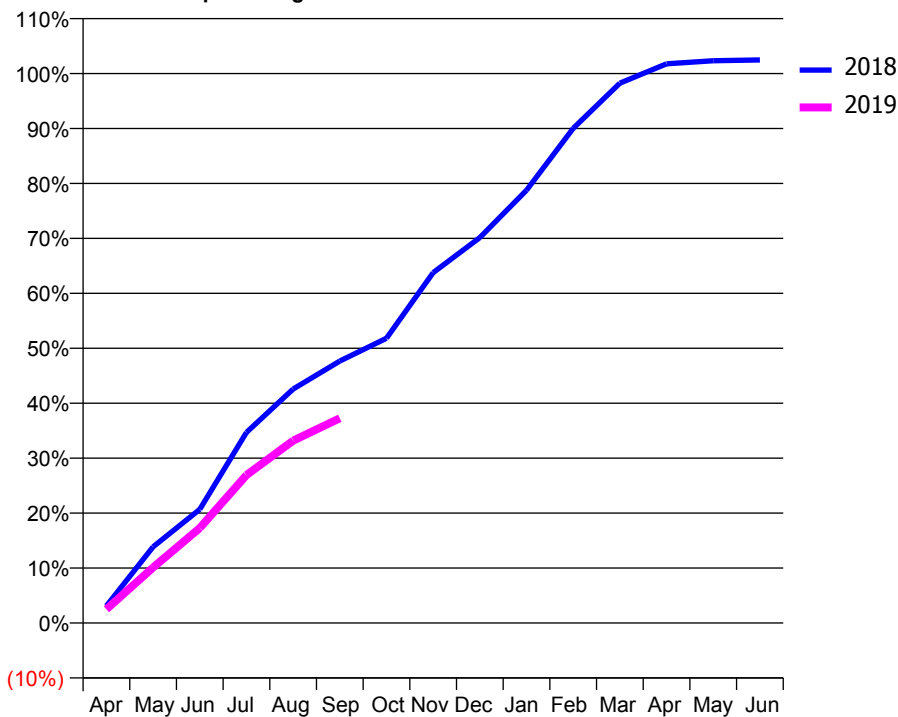
ACCESS*

Patients seen in 24 months	Total	Change since previous quarter
Quarter ending September 2017	5,876	
Quarter ending December 2017	5,802	↓
Quarter ending March 2018	5,685	↓
Quarter ending June 2018	5,693	→
Quarter ending September 2018	5,617	↓
Variance since September 2017	(4.4%)	↓



ACTIVITY

Cumulative percentage of contracted UDA delivered 2018 & 2019



Adjusted Scheduled Activity (UDA)		
Month	2018	2019
April	477	383
May	2,124	1,547
June	3,166	2,645
July	5,312	4,123
August	6,517	5,081
September	7,299	5,703
October	7,933	
November	9,760	
December	10,739	
January	12,058	
February	13,779	
March	15,039	
April	15,579	
May	15,666	
June	15,685	

QUALITY

	Quantity	Base Number	Contract	AT	Region	England
% of FP17s for the same patient ID Re-attending within 3 months - Children	152	1,302	11.7%	12.0%	12.2%	11.6%
% of FP17s for the same patient ID Re-attending within 3 months - Adults	386	2,009	19.2%	16.0%	15.8%	15.5%
% of FP17s for the same patient ID Re-attending between 3 & 9 months - Children	613	1,302	47.1%	58.2%	60.3%	58.8%
% of FP17s for the same patient ID Re-attending between 3 & 9 months - Adults	942	2,009	46.9%	51.6%	53.5%	51.1%
% of FP17s for Band 1 Urgent Courses	356	2,954	12.1%	10.1%	9.1%	9.0%
% of FP17s Relating to Free Repair or Replacements	28	2,954	0.9%	0.8%	1.0%	0.8%
% of FP17s Relating to Continuations	3	2,954	0.1%	0.9%	1.0%	0.9%
% of Patients satisfied with the dentistry they have received	0	0	N/A	94.9%	93.6%	93.3%
% of Patients satisfied with the time they had to wait for an appointment	0	0	N/A	89.4%	89.8%	88.9%

* This is based on patients treated on this contract for their most recent course of treatment. Figures in italics indicate the base number of FP17s or Patient Questionnaire responses are less than 100. N/A is shown where the base number of responses is less than 10 during the period. % is calculated as Quantity/Base number*100

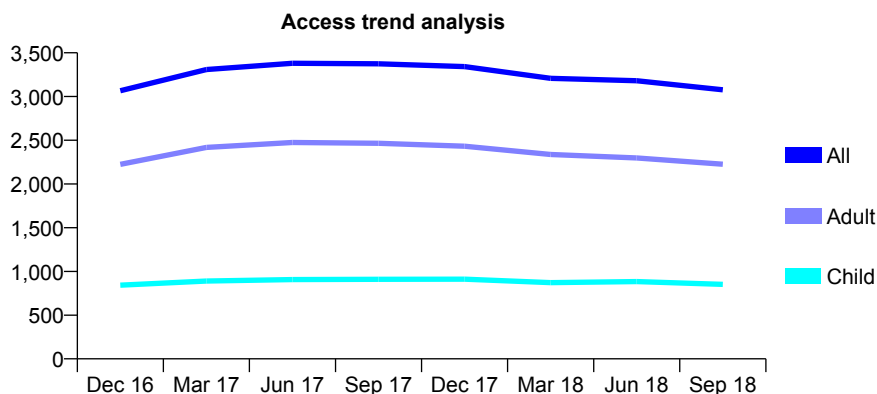
Q46 - Vital Signs At a Glance Contract Report for 367931/0003 - September 2018

Name or company name	MS T KHAN
Contract type name	GDS Contract
Purpose of contract	General
Contract start date	01/06/2015
Contract end date	

18/19 Contracted general activity (UDA)	8,521
Carry forward general activity (UDA)	0
18/19 Contracted orthodontic activity (UOA)	0
Carry forward orthodontic activity (UOA)	0
Baseline contract value	£208,598.64

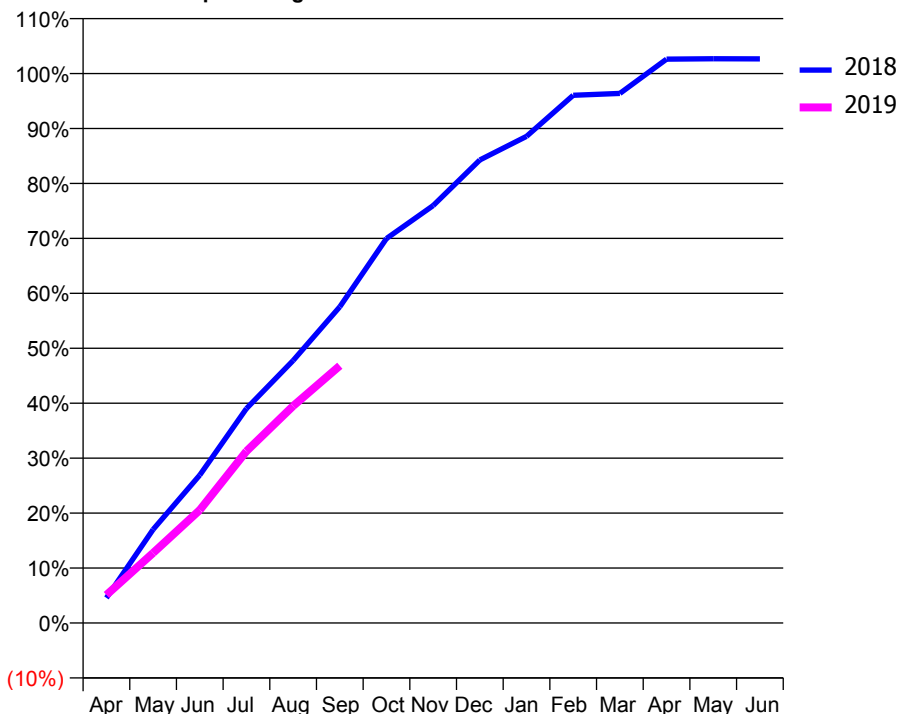
ACCESS*

Patients seen in 24 months	Total	Change since previous quarter
Quarter ending September 2017	3,374	
Quarter ending December 2017	3,342	→
Quarter ending March 2018	3,208	↓
Quarter ending June 2018	3,181	→
Quarter ending September 2018	3,077	↓
Variance since September 2017	(8.8%)	↓



ACTIVITY

Cumulative percentage of contracted UDA delivered 2018 & 2019



Adjusted Scheduled Activity (UDA)

Month	2018	2019
April	389	435
May	1,450	1,086
June	2,295	1,753
July	3,325	2,665
August	4,070	3,366
September	4,903	3,991
October	5,963	
November	6,474	
December	7,180	
January	7,545	
February	8,182	
March	8,211	
April	8,744	
May	8,750	
June	8,748	

QUALITY

	Quantity	Base Number	Contract	AT	Region	England
% of FP17s for the same patient ID Re-attending within 3 months - Children	68	715	9.5%	12.0%	12.2%	11.6%
% of FP17s for the same patient ID Re-attending within 3 months - Adults	218	1,518	14.4%	16.0%	15.8%	15.5%
% of FP17s for the same patient ID Re-attending between 3 & 9 months - Children	414	715	57.9%	58.2%	60.3%	58.8%
% of FP17s for the same patient ID Re-attending between 3 & 9 months - Adults	626	1,518	41.2%	51.6%	53.5%	51.1%
% of FP17s for Band 1 Urgent Courses	143	1,976	7.2%	10.1%	9.1%	9.0%
% of FP17s Relating to Free Repair or Replacements	12	1,976	0.6%	0.8%	1.0%	0.8%
% of FP17s Relating to Continuations	1	1,976	0.1%	0.9%	1.0%	0.9%
% of Patients satisfied with the dentistry they have received	1	1	N/A	94.9%	93.6%	93.3%
% of Patients satisfied with the time they had to wait for an appointment	0	1	N/A	89.4%	89.8%	88.9%

* This is based on patients treated on this contract for their most recent course of treatment. Figures in italics indicate the base number of FP17s or Patient Questionnaire responses are less than 100. N/A is shown where the base number of responses is less than 10 during the period. % is calculated as Quantity/Base number*100

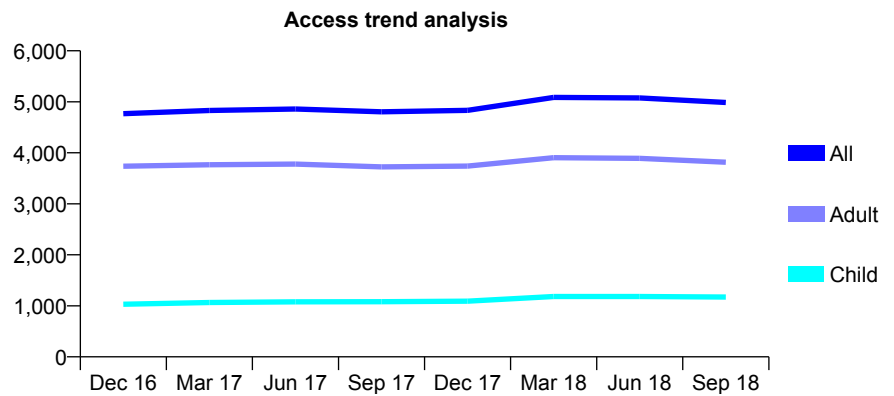
Q46 - Vital Signs At a Glance Contract Report for 383392/0001 - September 2018

Name or company name	MR BS GREWAL
Contract type name	GDS Contract
Purpose of contract	General
Contract start date	01/09/2013
Contract end date	

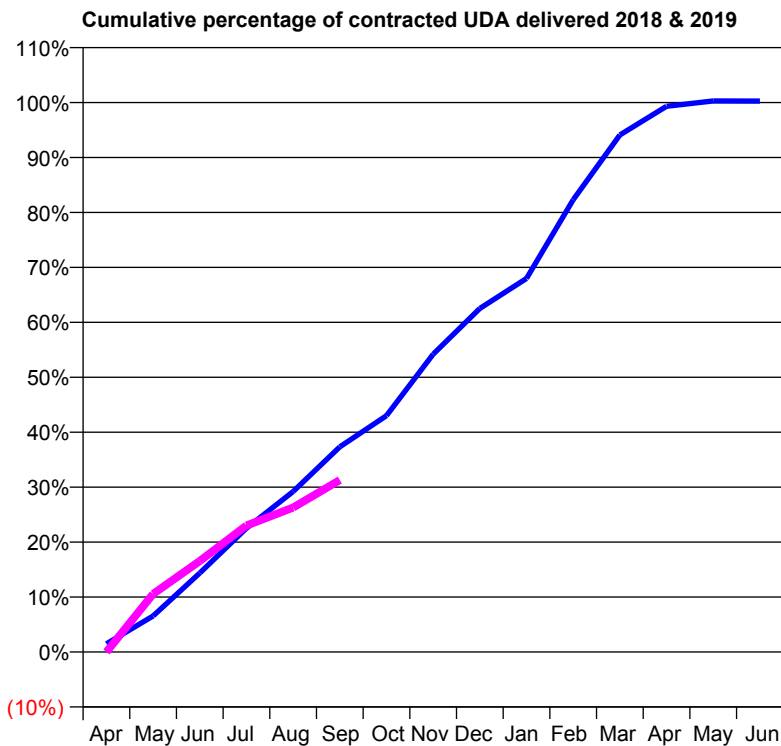
18/19 Contracted general activity (UDA)	11,195
Carry forward general activity (UDA)	0
18/19 Contracted orthodontic activity (UOA)	0
Carry forward orthodontic activity (UOA)	0
Baseline contract value	£394,513.17

ACCESS*

Patients seen in 24 months	Total	Change since previous quarter
Quarter ending September 2017	4,805	
Quarter ending December 2017	4,833	→
Quarter ending March 2018	5,086	↑
Quarter ending June 2018	5,075	→
Quarter ending September 2018	4,988	↓
Variance since September 2017	3.8%	↑



ACTIVITY



Month	Adjusted Scheduled Activity (UDA)	
	2018	2019
April	168	0
May	734	1,182
June	1,609	1,855
July	2,523	2,576
August	3,269	2,942
September	4,179	3,504
October	4,816	
November	6,067	
December	7,000	
January	7,610	
February	9,213	
March	10,535	
April	11,117	
May	11,226	
June	11,223	

QUALITY

	Quantity	Base Number	Contract	AT	Region	England
% of FP17s for the same patient ID Re-attending within 3 months - Children	53	835	6.3%	12.0%	12.2%	11.6%
% of FP17s for the same patient ID Re-attending within 3 months - Adults	212	2,275	9.3%	16.0%	15.8%	15.5%
% of FP17s for the same patient ID Re-attending between 3 & 9 months - Children	560	835	67.1%	58.2%	60.3%	58.8%
% of FP17s for the same patient ID Re-attending between 3 & 9 months - Adults	1,351	2,275	59.4%	51.6%	53.5%	51.1%
% of FP17s for Band 1 Urgent Courses	119	2,255	5.3%	10.1%	9.1%	9.0%
% of FP17s Relating to Free Repair or Replacements	10	2,255	0.4%	0.8%	1.0%	0.8%
% of FP17s Relating to Continuations	6	2,255	0.3%	0.9%	1.0%	0.9%
% of Patients satisfied with the dentistry they have received	1	1	N/A	94.9%	93.6%	93.3%
% of Patients satisfied with the time they had to wait for an appointment	1	1	N/A	89.4%	89.8%	88.9%

* This is based on patients treated on this contract for their most recent course of treatment. Figures in italics indicate the base number of FP17s or Patient Questionnaire responses are less than 100. N/A is shown where the base number of responses is less than 10 during the period. % is calculated as Quantity/Base number*100

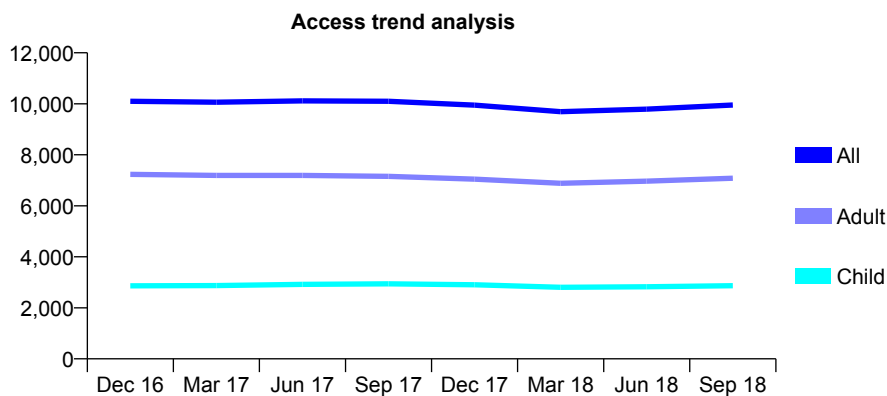
Q46 - Vital Signs At a Glance Contract Report for 392286/0003 - September 2018

Name or company name	MR HL SHOWMAN
Contract type name	GDS Contract
Purpose of contract	General
Contract start date	04/06/2012
Contract end date	

18/19 Contracted general activity (UDA)	30,792
Carry forward general activity (UDA)	0
18/19 Contracted orthodontic activity (UOA)	0
Carry forward orthodontic activity (UOA)	0
Baseline contract value	£835,011.89

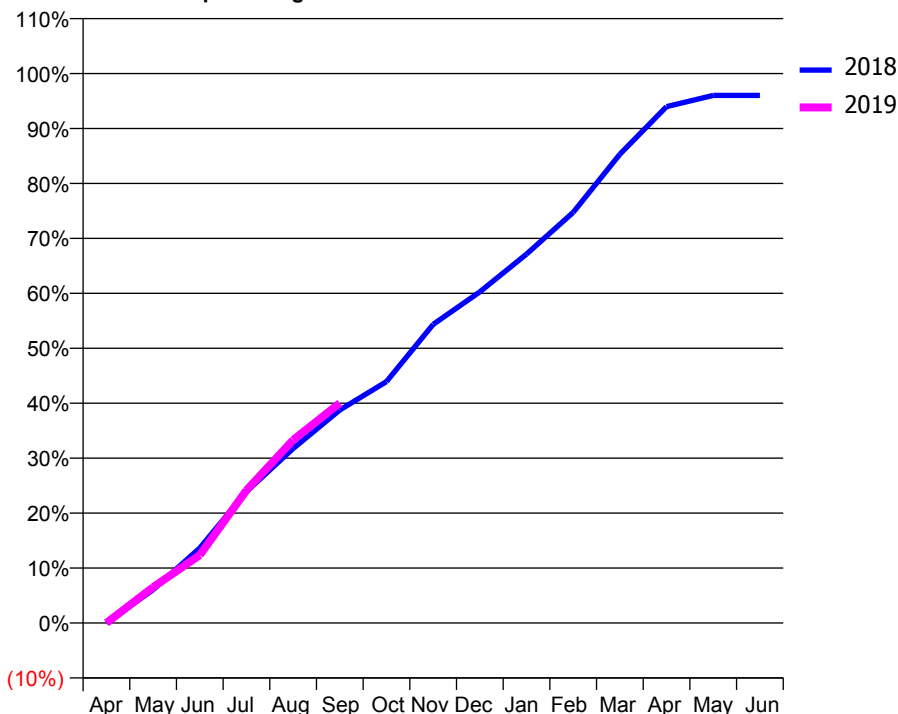
ACCESS*

Patients seen in 24 months	Total	Change since previous quarter
Quarter ending September 2017	10,098	
Quarter ending December 2017	9,950	↓
Quarter ending March 2018	9,693	↓
Quarter ending June 2018	9,793	→
Quarter ending September 2018	9,951	→
Variance since September 2017	(1.5%)	↓



ACTIVITY

Cumulative percentage of contracted UDA delivered 2018 & 2019



Month	2018	2019
April	0	5
May	1,867	2,010
June	4,206	3,810
July	7,365	7,436
August	9,775	10,259
September	11,934	12,324
October	13,531	
November	16,736	
December	18,560	
January	20,674	
February	23,008	
March	26,271	
April	28,939	
May	29,561	
June	29,567	

QUALITY

	Quantity	Base Number	Contract	AT	Region	England
% of FP17s for the same patient ID Re-attending within 3 months - Children	122	1,774	6.9%	12.0%	12.2%	11.6%
% of FP17s for the same patient ID Re-attending within 3 months - Adults	462	4,156	11.1%	16.0%	15.8%	15.5%
% of FP17s for the same patient ID Re-attending between 3 & 9 months - Children	863	1,774	48.6%	58.2%	60.3%	58.8%
% of FP17s for the same patient ID Re-attending between 3 & 9 months - Adults	1,848	4,156	44.5%	51.6%	53.5%	51.1%
% of FP17s for Band 1 Urgent Courses	429	4,729	9.1%	10.1%	9.1%	9.0%
% of FP17s Relating to Free Repair or Replacements	45	4,729	1.0%	0.8%	1.0%	0.8%
% of FP17s Relating to Continuations	12	4,729	0.3%	0.9%	1.0%	0.9%
% of Patients satisfied with the dentistry they have received	6	6	N/A	94.9%	93.6%	93.3%
% of Patients satisfied with the time they had to wait for an appointment	6	6	N/A	89.4%	89.8%	88.9%

* This is based on patients treated on this contract for their most recent course of treatment. Figures in italics indicate the base number of FP17s or Patient Questionnaire responses are less than 100. N/A is shown where the base number of responses is less than 10 during the period. % is calculated as Quantity/Base number*100

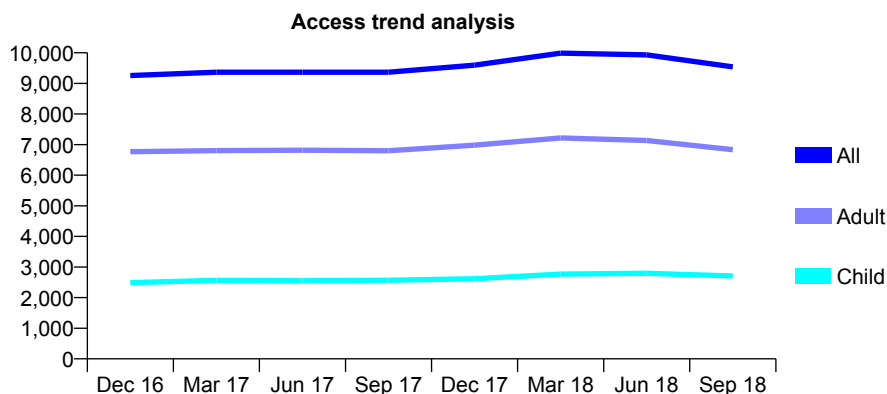
Q46 - Vital Signs At a Glance Contract Report for 392286/0004 - September 2018

Name or company name	SimplyOne Dental Droylsden
Contract type name	GDS Contract
Purpose of contract	General
Contract start date	04/06/2012
Contract end date	

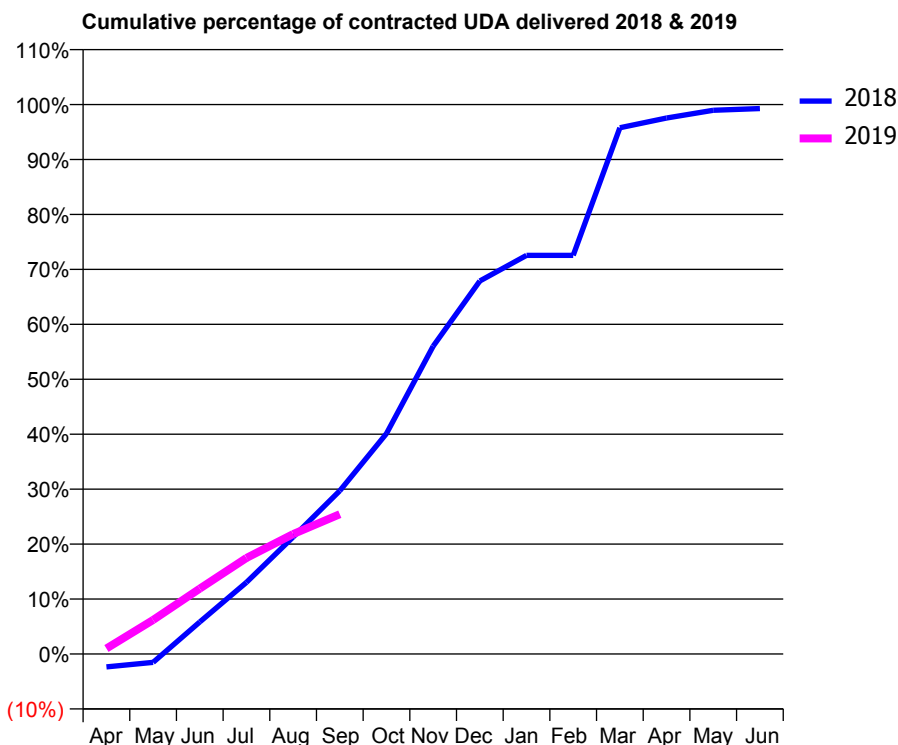
18/19 Contracted general activity (UDA)	29,530
Carry forward general activity (UDA)	0
18/19 Contracted orthodontic activity (UOA)	0
Carry forward orthodontic activity (UOA)	0
Baseline contract value	£831,004.31

ACCESS*

Patients seen in 24 months	Total	Change since previous quarter
Quarter ending September 2017	9,368	
Quarter ending December 2017	9,599	↑
Quarter ending March 2018	9,988	↑
Quarter ending June 2018	9,931	→
Quarter ending September 2018	9,542	↓
Variance since September 2017	1.9%	→



ACTIVITY



Month	2018	2019
April	-640	299
May	-413	1,828
June	1,569	3,515
July	3,513	5,163
August	5,736	6,445
September	7,999	7,516
October	10,809	
November	15,084	
December	18,279	
January	19,539	
February	19,539	
March	25,788	
April	26,266	
May	26,647	
June	26,731	

QUALITY

	Quantity	Base Number	Contract	AT	Region	England
% of FP17s for the same patient ID Re-attending within 3 months - Children	62	943	6.6%	12.0%	12.2%	11.6%
% of FP17s for the same patient ID Re-attending within 3 months - Adults	345	2,416	14.3%	16.0%	15.8%	15.5%
% of FP17s for the same patient ID Re-attending between 3 & 9 months - Children	357	943	37.9%	58.2%	60.3%	58.8%
% of FP17s for the same patient ID Re-attending between 3 & 9 months - Adults	896	2,416	37.1%	51.6%	53.5%	51.1%
% of FP17s for Band 1 Urgent Courses	557	2,909	19.1%	10.1%	9.1%	9.0%
% of FP17s Relating to Free Repair or Replacements	19	2,909	0.7%	0.8%	1.0%	0.8%
% of FP17s Relating to Continuations	14	2,909	0.5%	0.9%	1.0%	0.9%
% of Patients satisfied with the dentistry they have received	5	5	N/A	94.9%	93.6%	93.3%
% of Patients satisfied with the time they had to wait for an appointment	5	5	N/A	89.4%	89.8%	88.9%

* This is based on patients treated on this contract for their most recent course of treatment. Figures in italics indicate the base number of FP17s or Patient Questionnaire responses are less than 100. N/A is shown where the base number of responses is less than 10 during the period. % is calculated as Quantity/Base number*100

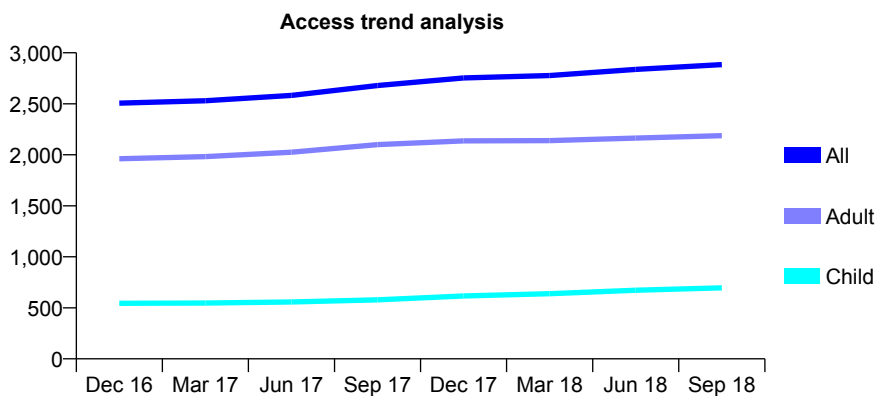
Q46 - Vital Signs At a Glance Contract Report for 398144/0001 - September 2018

Name or company name	Mr G Harper
Contract type name	GDS Contract
Purpose of contract	General
Contract start date	16/01/2015
Contract end date	

18/19 Contracted general activity (UDA)	6,319
Carry forward general activity (UDA)	0
18/19 Contracted orthodontic activity (UOA)	0
Carry forward orthodontic activity (UOA)	0
Baseline contract value	£177,072.15

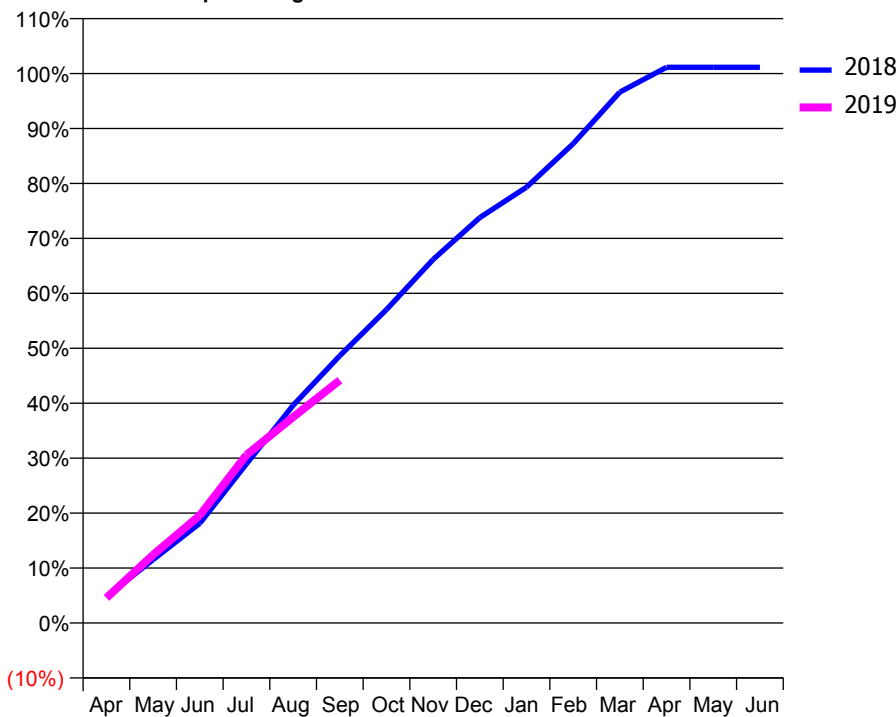
ACCESS*

Patients seen in 24 months	Total	Change since previous quarter
Quarter ending September 2017	2,679	
Quarter ending December 2017	2,753	↑
Quarter ending March 2018	2,777	→
Quarter ending June 2018	2,837	↑
Quarter ending September 2018	2,884	→
Variance since September 2017	7.7%	↑



ACTIVITY

Cumulative percentage of contracted UDA delivered 2018 & 2019



Adjusted Scheduled Activity (UDA)

Month	2018	2019
April	303	289
May	729	784
June	1,146	1,238
July	1,830	1,933
August	2,504	2,369
September	3,074	2,791
October	3,604	
November	4,181	
December	4,663	
January	5,011	
February	5,512	
March	6,106	
April	6,390	
May	6,390	
June	6,390	

QUALITY

	Quantity	Base Number	Contract	AT	Region	England
% of FP17s for the same patient ID Re-attending within 3 months - Children	37	587	6.3%	12.0%	12.2%	11.6%
% of FP17s for the same patient ID Re-attending within 3 months - Adults	187	1,617	11.6%	16.0%	15.8%	15.5%
% of FP17s for the same patient ID Re-attending between 3 & 9 months - Children	387	587	65.9%	58.2%	60.3%	58.8%
% of FP17s for the same patient ID Re-attending between 3 & 9 months - Adults	943	1,617	58.3%	51.6%	53.5%	51.1%
% of FP17s for Band 1 Urgent Courses	77	1,566	4.9%	10.1%	9.1%	9.0%
% of FP17s Relating to Free Repair or Replacements	11	1,566	0.7%	0.8%	1.0%	0.8%
% of FP17s Relating to Continuations	8	1,566	0.5%	0.9%	1.0%	0.9%
% of Patients satisfied with the dentistry they have received	4	4	N/A	94.9%	93.6%	93.3%
% of Patients satisfied with the time they had to wait for an appointment	4	4	N/A	89.4%	89.8%	88.9%

* This is based on patients treated on this contract for their most recent course of treatment. Figures in italics indicate the base number of FP17s or Patient Questionnaire responses are less than 100. N/A is shown where the base number of responses is less than 10 during the period. % is calculated as Quantity/Base number*100

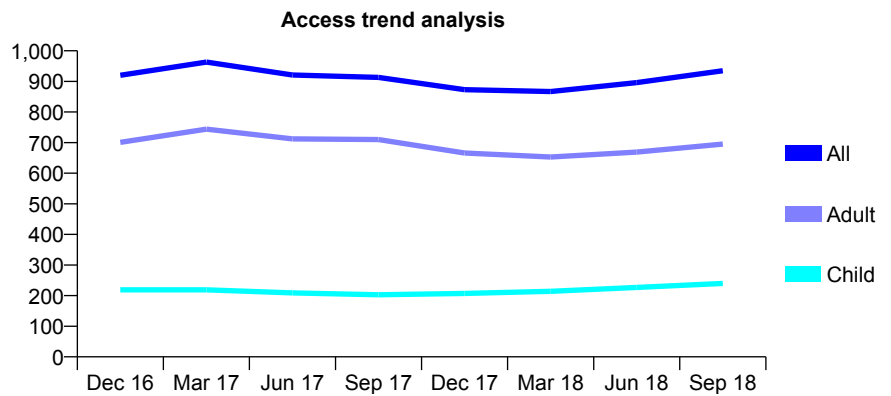
Q46 - Vital Signs At a Glance Contract Report for 560197/0003 - September 2018

Name or company name	MR GT PHILOBBOS
Contract type name	GDS Contract
Purpose of contract	General
Contract start date	14/07/2008
Contract end date	

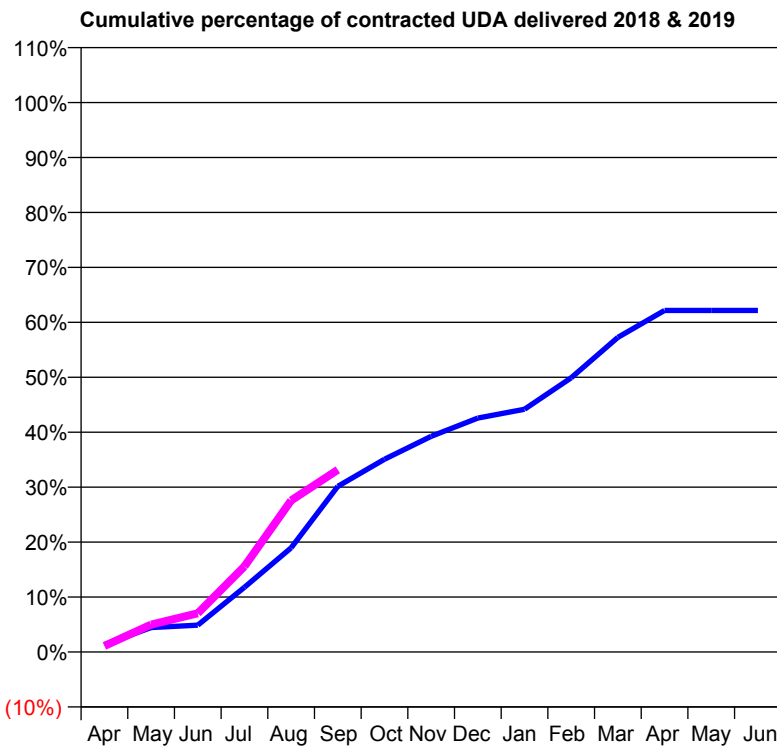
18/19 Contracted general activity (UDA)	4,314
Carry forward general activity (UDA)	0
18/19 Contracted orthodontic activity (UOA)	0
Carry forward orthodontic activity (UOA)	0
Baseline contract value	£121,278.66

ACCESS*

Patients seen in 24 months	Total	Change since previous quarter
Quarter ending September 2017	913	
Quarter ending December 2017	873	↓
Quarter ending March 2018	867	→
Quarter ending June 2018	896	↑
Quarter ending September 2018	935	↑
Variance since September 2017	2.4%	↑



ACTIVITY



Month	Adjusted Scheduled Activity (UDA)	
	2018	2019
April	58	48
May	192	216
June	211	304
July	508	672
August	818	1,190
September	1,301	1,431
October	1,513	
November	1,693	
December	1,837	
January	1,906	
February	2,153	
March	2,471	
April	2,681	
May	2,681	
June	2,681	

QUALITY

	Quantity	Base Number	Contract	AT	Region	England
% of FP17s for the same patient ID Re-attending within 3 months - Children	6	139	4.3%	12.0%	12.2%	11.6%
% of FP17s for the same patient ID Re-attending within 3 months - Adults	86	445	19.3%	16.0%	15.8%	15.5%
% of FP17s for the same patient ID Re-attending between 3 & 9 months - Children	44	139	31.7%	58.2%	60.3%	58.8%
% of FP17s for the same patient ID Re-attending between 3 & 9 months - Adults	134	445	30.1%	51.6%	53.5%	51.1%
% of FP17s for Band 1 Urgent Courses	29	488	5.9%	10.1%	9.1%	9.0%
% of FP17s Relating to Free Repair or Replacements	1	488	0.2%	0.8%	1.0%	0.8%
% of FP17s Relating to Continuations	8	488	1.6%	0.9%	1.0%	0.9%
% of Patients satisfied with the dentistry they have received	2	2	N/A	94.9%	93.6%	93.3%
% of Patients satisfied with the time they had to wait for an appointment	2	2	N/A	89.4%	89.8%	88.9%

* This is based on patients treated on this contract for their most recent course of treatment. Figures in italics indicate the base number of FP17s or Patient Questionnaire responses are less than 100. N/A is shown where the base number of responses is less than 10 during the period. % is calculated as Quantity/Base number*100

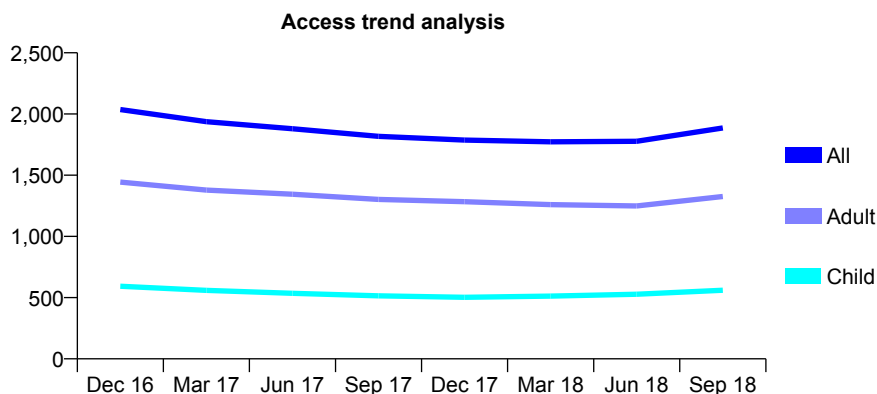
Q46 - Vital Signs At a Glance Contract Report for 565121/0001 - September 2018

Name or company name	MR C POTTS
Contract type name	GDS Contract
Purpose of contract	General
Contract start date	01/04/2006
Contract end date	

18/19 Contracted general activity (UDA)	8,118
Carry forward general activity (UDA)	0
18/19 Contracted orthodontic activity (UOA)	0
Carry forward orthodontic activity (UOA)	0
Baseline contract value	£267,783.18

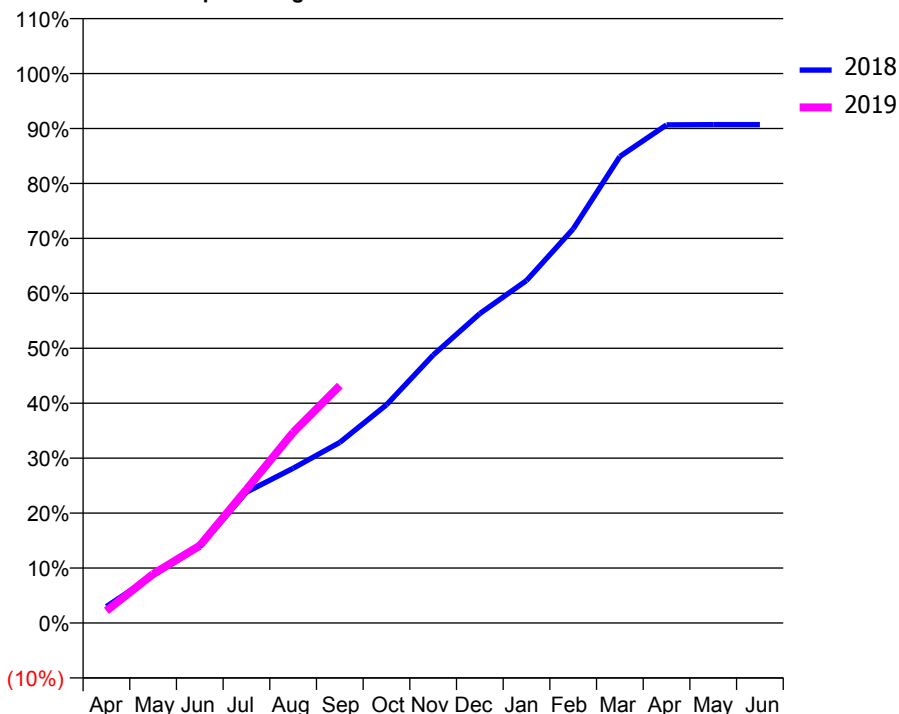
ACCESS*

Patients seen in 24 months	Total	Change since previous quarter
Quarter ending September 2017	1,817	
Quarter ending December 2017	1,787	↓
Quarter ending March 2018	1,773	→
Quarter ending June 2018	1,777	→
Quarter ending September 2018	1,886	↑
Variance since September 2017	3.8%	↑



ACTIVITY

Cumulative percentage of contracted UDA delivered 2018 & 2019



Month	Adjusted Scheduled Activity (UDA)	
	2018	2019
April	243	181
May	704	725
June	1,131	1,143
July	1,933	1,974
August	2,285	2,817
September	2,669	3,508
October	3,224	
November	3,959	
December	4,572	
January	5,060	
February	5,823	
March	6,893	
April	7,360	
May	7,364	
June	7,364	

QUALITY

	Quantity	Base Number	Contract	AT	Region	England
% of FP17s for the same patient ID Re-attending within 3 months - Children	83	616	13.5%	12.0%	12.2%	11.6%
% of FP17s for the same patient ID Re-attending within 3 months - Adults	139	1,213	11.5%	16.0%	15.8%	15.5%
% of FP17s for the same patient ID Re-attending between 3 & 9 months - Children	414	616	67.2%	58.2%	60.3%	58.8%
% of FP17s for the same patient ID Re-attending between 3 & 9 months - Adults	871	1,213	71.8%	51.6%	53.5%	51.1%
% of FP17s for Band 1 Urgent Courses	60	1,654	3.6%	10.1%	9.1%	9.0%
% of FP17s Relating to Free Repair or Replacements	7	1,654	0.4%	0.8%	1.0%	0.8%
% of FP17s Relating to Continuations	3	1,654	0.2%	0.9%	1.0%	0.9%
% of Patients satisfied with the dentistry they have received	4	4	N/A	94.9%	93.6%	93.3%
% of Patients satisfied with the time they had to wait for an appointment	3	4	N/A	89.4%	89.8%	88.9%

* This is based on patients treated on this contract for their most recent course of treatment. Figures in italics indicate the base number of FP17s or Patient Questionnaire responses are less than 100. N/A is shown where the base number of responses is less than 10 during the period. % is calculated as Quantity/Base number*100

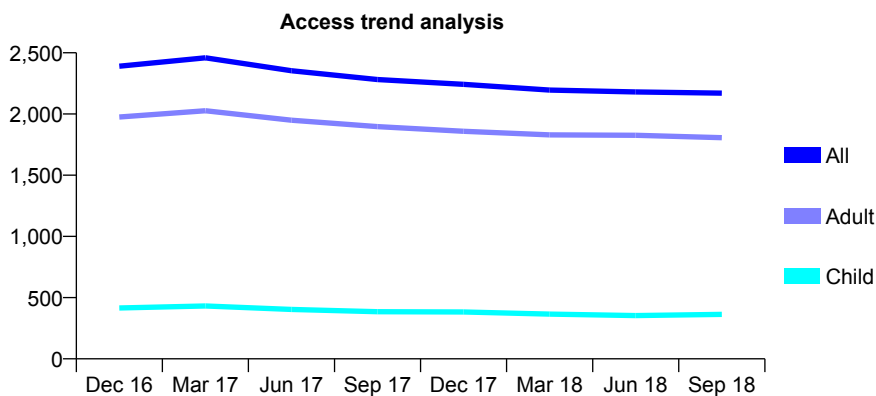
Q46 - Vital Signs At a Glance Contract Report for 566896/0001 - September 2018

Name or company name	Heyside Dental Practice Partnership
Contract type name	GDS Contract
Purpose of contract	General
Contract start date	01/04/2006
Contract end date	

18/19 Contracted general activity (UDA)	7,830
Carry forward general activity (UDA)	0
18/19 Contracted orthodontic activity (UOA)	0
Carry forward orthodontic activity (UOA)	0
Baseline contract value	£212,324.77

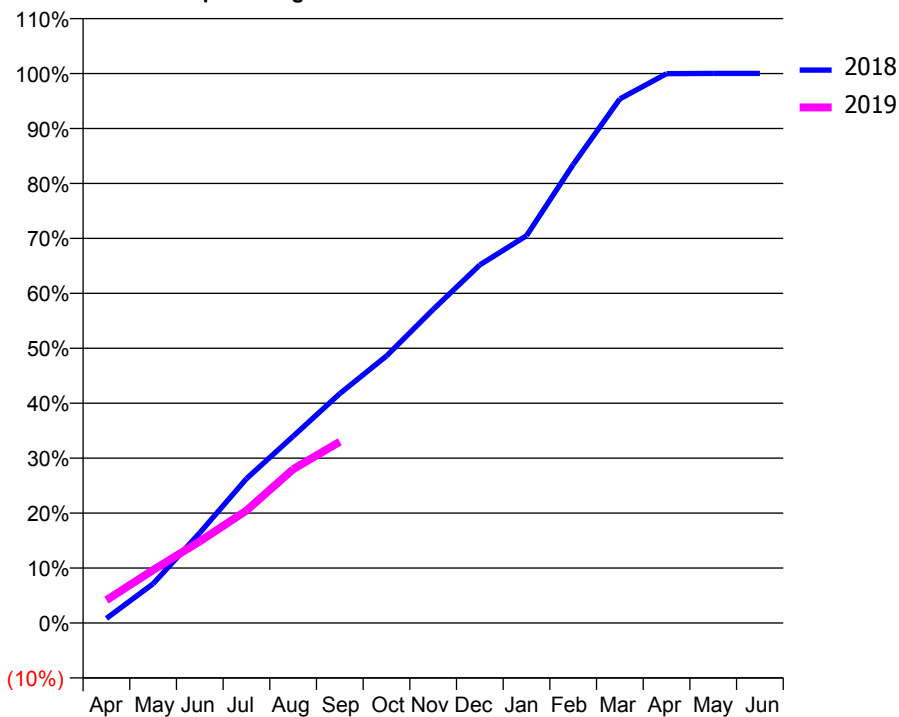
ACCESS*

Patients seen in 24 months	Total	Change since previous quarter
Quarter ending September 2017	2,282	
Quarter ending December 2017	2,242	↓
Quarter ending March 2018	2,195	↓
Quarter ending June 2018	2,180	→
Quarter ending September 2018	2,170	→
Variance since September 2017	(4.9%)	↓



ACTIVITY

Cumulative percentage of contracted UDA delivered 2018 & 2019



Adjusted Scheduled Activity (UDA)

Month	2018	2019
April	66	325
May	560	754
June	1,286	1,164
July	2,057	1,602
August	2,661	2,191
September	3,270	2,584
October	3,806	
November	4,469	
December	5,102	
January	5,519	
February	6,533	
March	7,469	
April	7,828	
May	7,831	
June	7,831	

QUALITY

	Quantity	Base Number	Contract	AT	Region	England
% of FP17s for the same patient ID Re-attending within 3 months - Children	13	259	5.0%	12.0%	12.2%	11.6%
% of FP17s for the same patient ID Re-attending within 3 months - Adults	84	1,184	7.1%	16.0%	15.8%	15.5%
% of FP17s for the same patient ID Re-attending between 3 & 9 months - Children	179	259	69.1%	58.2%	60.3%	58.8%
% of FP17s for the same patient ID Re-attending between 3 & 9 months - Adults	778	1,184	65.7%	51.6%	53.5%	51.1%
% of FP17s for Band 1 Urgent Courses	33	1,315	2.5%	10.1%	9.1%	9.0%
% of FP17s Relating to Free Repair or Replacements	6	1,315	0.5%	0.8%	1.0%	0.8%
% of FP17s Relating to Continuations	6	1,315	0.5%	0.9%	1.0%	0.9%
% of Patients satisfied with the dentistry they have received	1	1	N/A	94.9%	93.6%	93.3%
% of Patients satisfied with the time they had to wait for an appointment	1	1	N/A	89.4%	89.8%	88.9%

* This is based on patients treated on this contract for their most recent course of treatment. Figures in italics indicate the base number of FP17s or Patient Questionnaire responses are less than 100. N/A is shown where the base number of responses is less than 10 during the period. % is calculated as Quantity/Base number*100

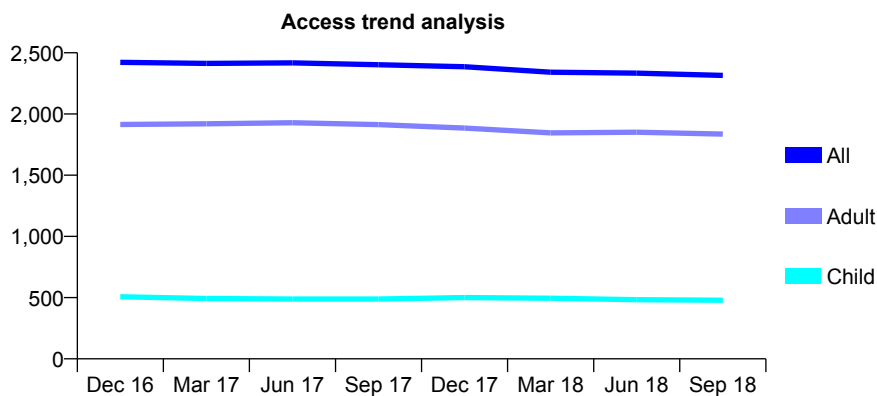
Q46 - Vital Signs At a Glance Contract Report for 567450/0002 - September 2018

Name or company name	Brooklands Dental Surgery
Contract type name	GDS Contract
Purpose of contract	General
Contract start date	01/04/2006
Contract end date	

18/19 Contracted general activity (UDA)	6,150
Carry forward general activity (UDA)	0
18/19 Contracted orthodontic activity (UOA)	0
Carry forward orthodontic activity (UOA)	0
Baseline contract value	£152,064.62

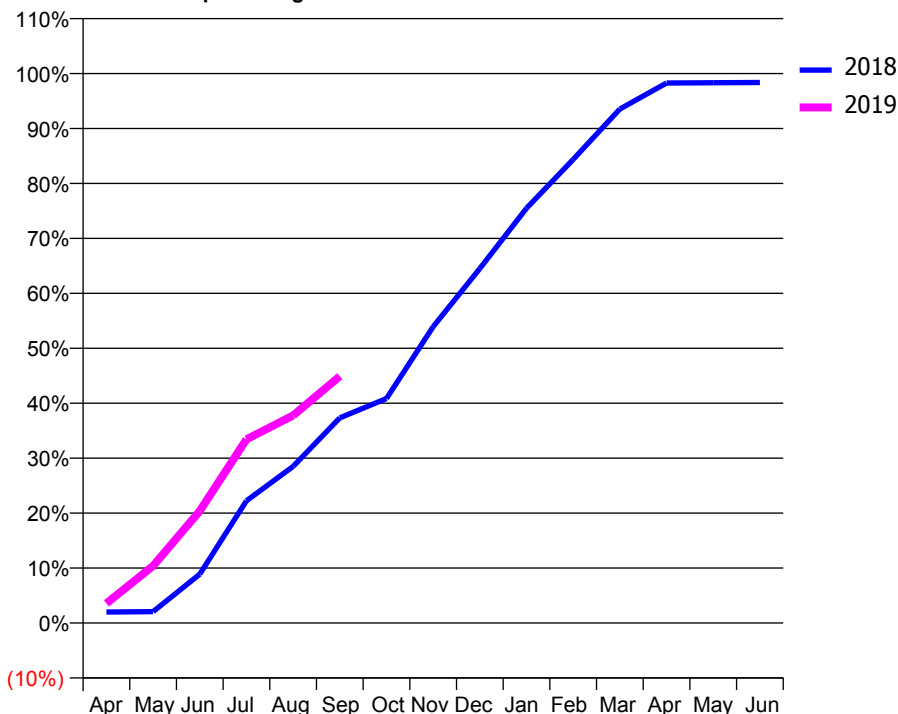
ACCESS*

Patients seen in 24 months	Total	Change since previous quarter
Quarter ending September 2017	2,402	
Quarter ending December 2017	2,386	→
Quarter ending March 2018	2,341	↓
Quarter ending June 2018	2,334	→
Quarter ending September 2018	2,315	→
Variance since September 2017	(3.6%)	↓



ACTIVITY

Cumulative percentage of contracted UDA delivered 2018 & 2019



Adjusted Scheduled Activity (UDA)

Month	2018	2019
April	123	219
May	127	639
June	547	1,255
July	1,367	2,055
August	1,753	2,323
September	2,296	2,761
October	2,513	
November	3,317	
December	3,967	
January	4,642	
February	5,188	
March	5,753	
April	6,044	
May	6,046	
June	6,049	

QUALITY

	Quantity	Base Number	Contract	AT	Region	England
% of FP17s for the same patient ID Re-attending within 3 months - Children	24	322	7.5%	12.0%	12.2%	11.6%
% of FP17s for the same patient ID Re-attending within 3 months - Adults	213	1,277	16.7%	16.0%	15.8%	15.5%
% of FP17s for the same patient ID Re-attending between 3 & 9 months - Children	181	322	56.2%	58.2%	60.3%	58.8%
% of FP17s for the same patient ID Re-attending between 3 & 9 months - Adults	738	1,277	57.8%	51.6%	53.5%	51.1%
% of FP17s for Band 1 Urgent Courses	136	1,435	9.5%	10.1%	9.1%	9.0%
% of FP17s Relating to Free Repair or Replacements	13	1,435	0.9%	0.8%	1.0%	0.8%
% of FP17s Relating to Continuations	11	1,435	0.8%	0.9%	1.0%	0.9%
% of Patients satisfied with the dentistry they have received	1	1	N/A	94.9%	93.6%	93.3%
% of Patients satisfied with the time they had to wait for an appointment	1	1	N/A	89.4%	89.8%	88.9%

* This is based on patients treated on this contract for their most recent course of treatment. Figures in italics indicate the base number of FP17s or Patient Questionnaire responses are less than 100. N/A is shown where the base number of responses is less than 10 during the period. % is calculated as Quantity/Base number*100

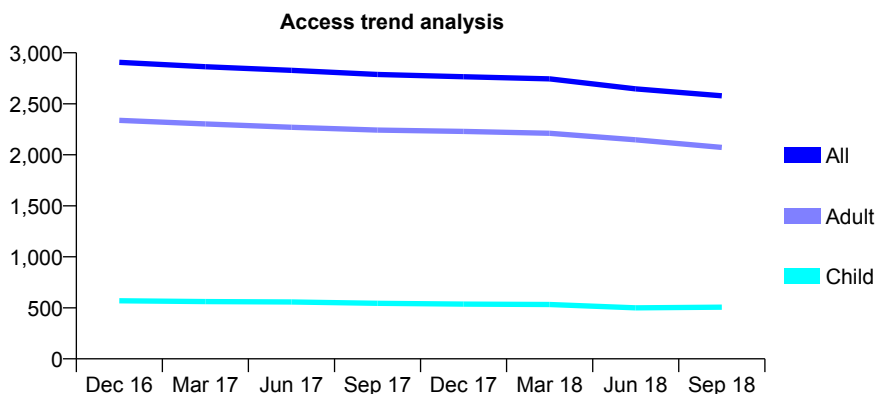
Q46 - Vital Signs At a Glance Contract Report for 568139/0001 - September 2018

Name or company name	Drs Fern & Poltawski
Contract type name	GDS Contract
Purpose of contract	General
Contract start date	01/04/2006
Contract end date	

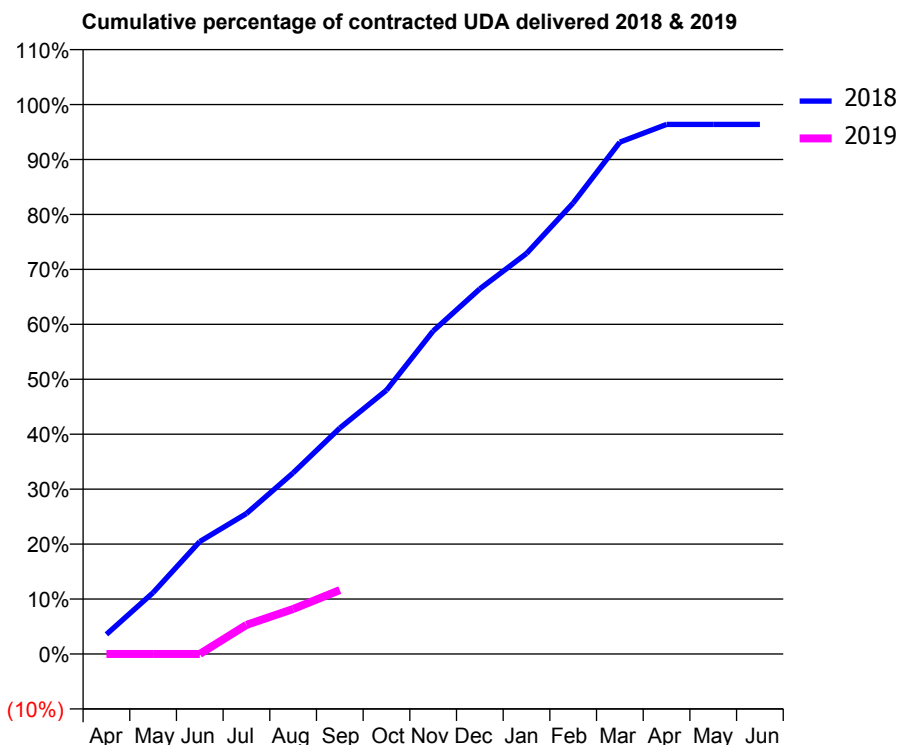
18/19 Contracted general activity (UDA)	10,585
Carry forward general activity (UDA)	0
18/19 Contracted orthodontic activity (UOA)	0
Carry forward orthodontic activity (UOA)	0
Baseline contract value	£242,798.69

ACCESS*

Patients seen in 24 months	Total	Change since previous quarter
Quarter ending September 2017	2,787	
Quarter ending December 2017	2,765	→
Quarter ending March 2018	2,744	→
Quarter ending June 2018	2,647	↓
Quarter ending September 2018	2,579	↓
Variance since September 2017	(7.5%)	↓



ACTIVITY



Adjusted Scheduled Activity (UDA)		
Month	2018	2019
April	252	0
May	788	0
June	1,444	0
July	1,804	562
August	2,327	868
September	2,902	1,231
October	3,387	
November	4,148	
December	4,689	
January	5,143	
February	5,792	
March	6,572	
April	6,800	
May	6,800	
June	6,800	

QUALITY

	Quantity	Base Number	Contract	AT	Region	England
% of FP17s for the same patient ID Re-attending within 3 months - Children	10	229	4.4%	12.0%	12.2%	11.6%
% of FP17s for the same patient ID Re-attending within 3 months - Adults	62	498	12.4%	16.0%	15.8%	15.5%
% of FP17s for the same patient ID Re-attending between 3 & 9 months - Children	118	229	51.5%	58.2%	60.3%	58.8%
% of FP17s for the same patient ID Re-attending between 3 & 9 months - Adults	275	498	55.2%	51.6%	53.5%	51.1%
% of FP17s for Band 1 Urgent Courses	24	578	4.2%	10.1%	9.1%	9.0%
% of FP17s Relating to Free Repair or Replacements	0	578	0.0%	0.8%	1.0%	0.8%
% of FP17s Relating to Continuations	1	578	0.2%	0.9%	1.0%	0.9%
% of Patients satisfied with the dentistry they have received	3	3	N/A	94.9%	93.6%	93.3%
% of Patients satisfied with the time they had to wait for an appointment	3	3	N/A	89.4%	89.8%	88.9%

* This is based on patients treated on this contract for their most recent course of treatment. Figures in italics indicate the base number of FP17s or Patient Questionnaire responses are less than 100. N/A is shown where the base number of responses is less than 10 during the period. % is calculated as Quantity/Base number*100

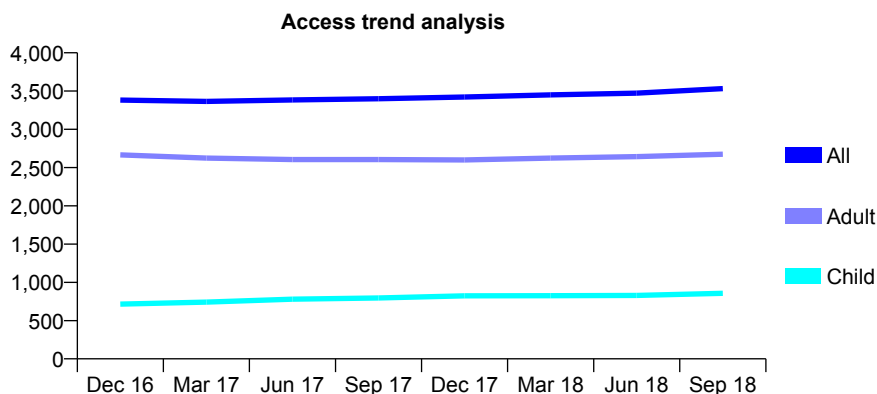
Q46 - Vital Signs At a Glance Contract Report for 571261/0001 - September 2018

Name or company name	MR EN WOODIER
Contract type name	GDS Contract
Purpose of contract	General
Contract start date	01/04/2006
Contract end date	

18/19 Contracted general activity (UDA)	12,668
Carry forward general activity (UDA)	0
18/19 Contracted orthodontic activity (UOA)	0
Carry forward orthodontic activity (UOA)	0
Baseline contract value	£377,190.15

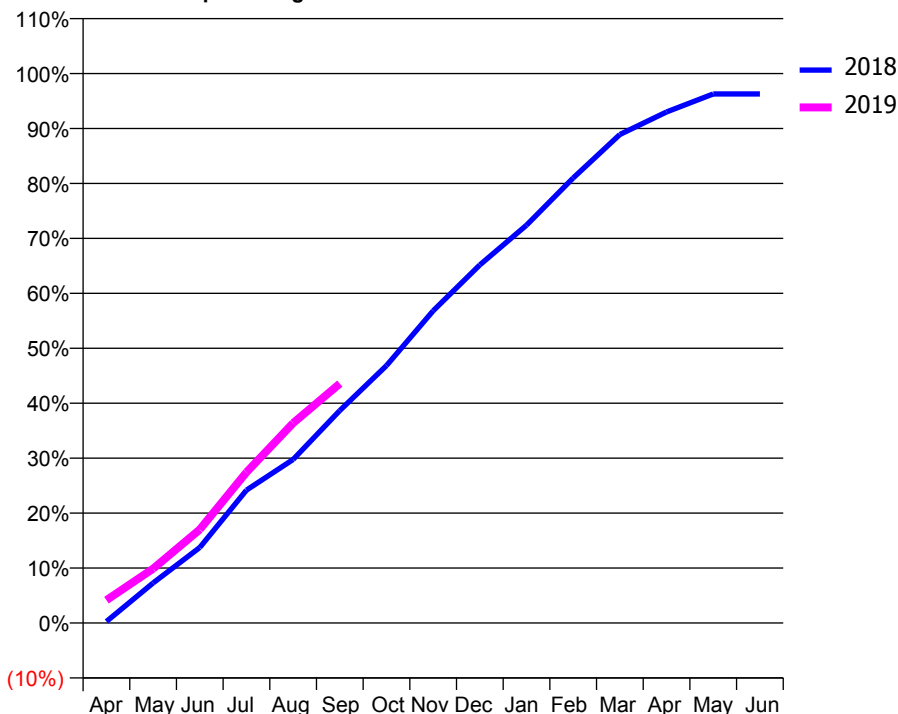
ACCESS*

Patients seen in 24 months	Total	Change since previous quarter
Quarter ending September 2017	3,399	
Quarter ending December 2017	3,423	→
Quarter ending March 2018	3,450	→
Quarter ending June 2018	3,472	→
Quarter ending September 2018	3,532	→
Variance since September 2017	3.9%	↑



ACTIVITY

Cumulative percentage of contracted UDA delivered 2018 & 2019



Adjusted Scheduled Activity (UDA)

Month	2018	2019
April	37	528
May	923	1,252
June	1,741	2,155
July	3,063	3,474
August	3,771	4,611
September	4,897	5,521
October	5,936	
November	7,198	
December	8,256	
January	9,170	
February	10,261	
March	11,262	
April	11,782	
May	12,195	
June	12,195	

QUALITY

	Quantity	Base Number	Contract	AT	Region	England
% of FP17s for the same patient ID Re-attending within 3 months - Children	66	536	12.3%	12.0%	12.2%	11.6%
% of FP17s for the same patient ID Re-attending within 3 months - Adults	309	1,772	17.4%	16.0%	15.8%	15.5%
% of FP17s for the same patient ID Re-attending between 3 & 9 months - Children	197	536	36.8%	58.2%	60.3%	58.8%
% of FP17s for the same patient ID Re-attending between 3 & 9 months - Adults	750	1,772	42.3%	51.6%	53.5%	51.1%
% of FP17s for Band 1 Urgent Courses	163	2,026	8.0%	10.1%	9.1%	9.0%
% of FP17s Relating to Free Repair or Replacements	72	2,026	3.6%	0.8%	1.0%	0.8%
% of FP17s Relating to Continuations	68	2,026	3.4%	0.9%	1.0%	0.9%
% of Patients satisfied with the dentistry they have received	0	1	N/A	94.9%	93.6%	93.3%
% of Patients satisfied with the time they had to wait for an appointment	0	1	N/A	89.4%	89.8%	88.9%

* This is based on patients treated on this contract for their most recent course of treatment. Figures in italics indicate the base number of FP17s or Patient Questionnaire responses are less than 100. N/A is shown where the base number of responses is less than 10 during the period. % is calculated as Quantity/Base number*100

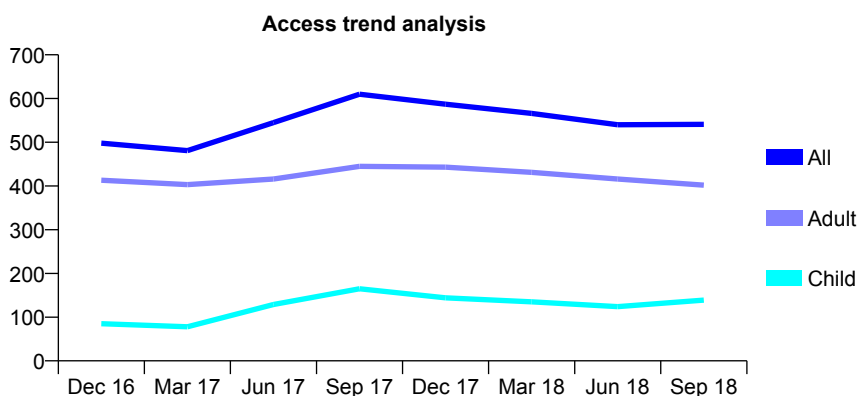
Q46 - Vital Signs At a Glance Contract Report for 571938/0001 - September 2018

Name or company name	MR DT BADROCK
Contract type name	GDS Contract
Purpose of contract	General
Contract start date	01/04/2006
Contract end date	

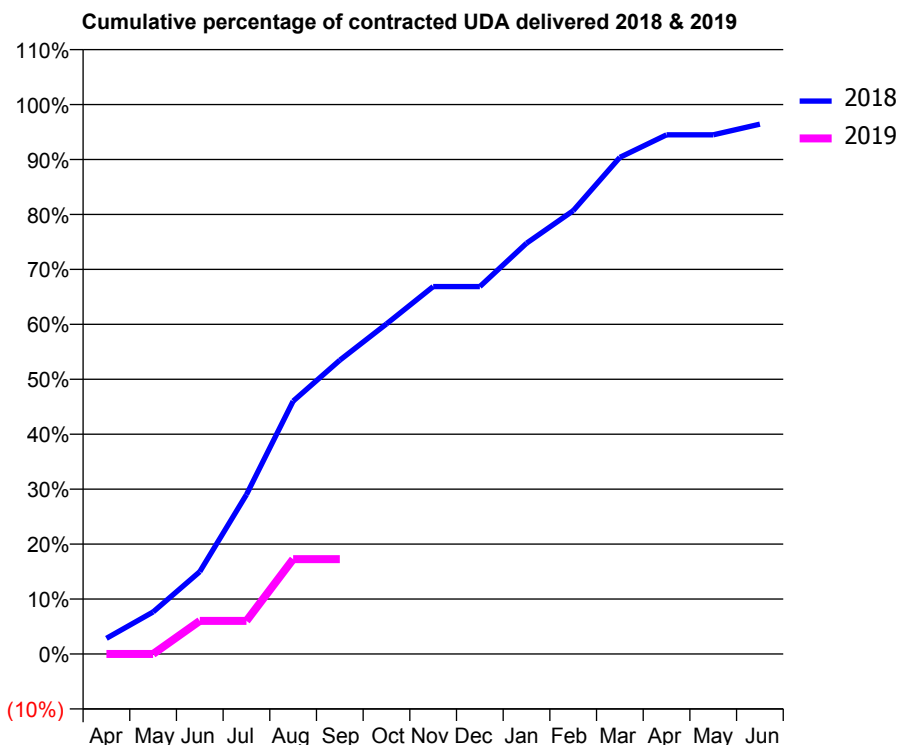
18/19 Contracted general activity (UDA)	2,062
Carry forward general activity (UDA)	0
18/19 Contracted orthodontic activity (UOA)	0
Carry forward orthodontic activity (UOA)	0
Baseline contract value	£51,561.95

ACCESS*

Patients seen in 24 months	Total	Change since previous quarter
Quarter ending September 2017	610	
Quarter ending December 2017	587	↓
Quarter ending March 2018	566	↓
Quarter ending June 2018	540	↓
Quarter ending September 2018	541	→
Variance since September 2017	(11.3%)	↓



ACTIVITY



Month	Adjusted Scheduled Activity (UDA)	
	2018	2019
April	59	0
May	158	0
June	309	124
July	598	124
August	949	356
September	1,103	356
October	1,239	
November	1,379	
December	1,379	
January	1,541	
February	1,663	
March	1,864	
April	1,948	
May	1,948	
June	1,988	

QUALITY

	Quantity	Base Number	Contract	AT	Region	England
% of FP17s for the same patient ID Re-attending within 3 months - Children	3	48	6.3%	12.0%	12.2%	11.6%
% of FP17s for the same patient ID Re-attending within 3 months - Adults	17	128	13.3%	16.0%	15.8%	15.5%
% of FP17s for the same patient ID Re-attending between 3 & 9 months - Children	10	48	20.8%	58.2%	60.3%	58.8%
% of FP17s for the same patient ID Re-attending between 3 & 9 months - Adults	35	128	27.3%	51.6%	53.5%	51.1%
% of FP17s for Band 1 Urgent Courses	25	144	17.4%	10.1%	9.1%	9.0%
% of FP17s Relating to Free Repair or Replacements	2	144	1.4%	0.8%	1.0%	0.8%
% of FP17s Relating to Continuations	1	144	0.7%	0.9%	1.0%	0.9%
% of Patients satisfied with the dentistry they have received	0	0	N/A	94.9%	93.6%	93.3%
% of Patients satisfied with the time they had to wait for an appointment	0	0	N/A	89.4%	89.8%	88.9%

* This is based on patients treated on this contract for their most recent course of treatment. Figures in italics indicate the base number of FP17s or Patient Questionnaire responses are less than 100. N/A is shown where the base number of responses is less than 10 during the period. % is calculated as Quantity/Base number*100

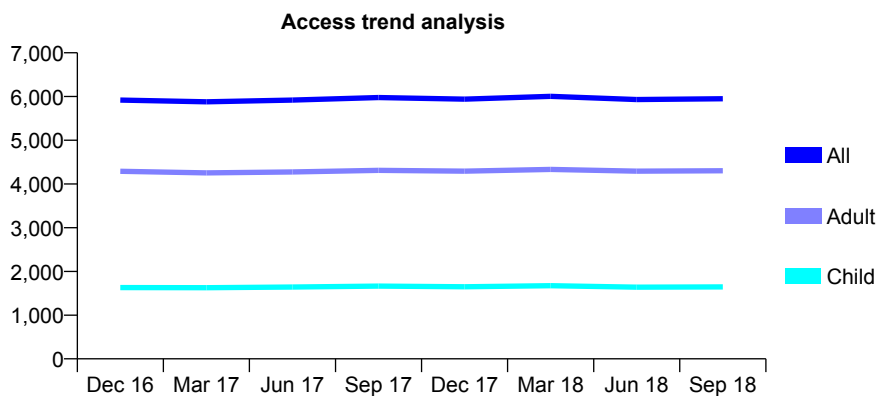
Q46 - Vital Signs At a Glance Contract Report for 572411/0001 - September 2018

Name or company name	MR DM VALLANCE
Contract type name	GDS Contract
Purpose of contract	General
Contract start date	01/04/2006
Contract end date	

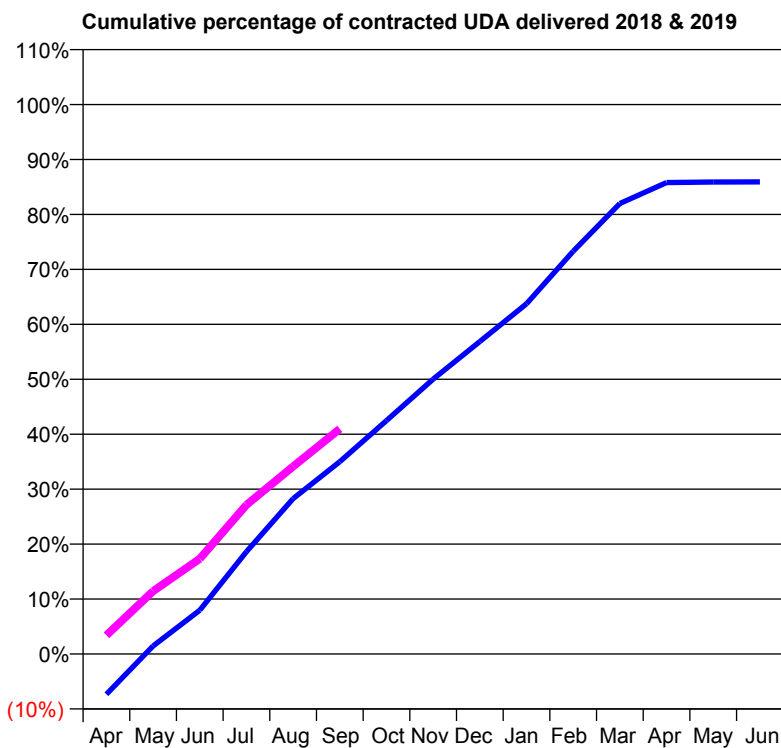
18/19 Contracted general activity (UDA)	20,324
Carry forward general activity (UDA)	0
18/19 Contracted orthodontic activity (UOA)	0
Carry forward orthodontic activity (UOA)	0
Baseline contract value	£560,101.91

ACCESS*

Patients seen in 24 months	Total	Change since previous quarter
Quarter ending September 2017	5,976	
Quarter ending December 2017	5,941	→
Quarter ending March 2018	6,004	→
Quarter ending June 2018	5,930	↓
Quarter ending September 2018	5,949	→
Variance since September 2017	(0.5%)	→



ACTIVITY



Month	Adjusted Scheduled Activity (UDA)	
	2018	2019
April	-1,492	693
May	297	2,326
June	1,622	3,522
July	3,784	5,514
August	5,748	6,935
September	7,116	8,327
October	8,634	
November	10,169	
December	11,559	
January	12,955	
February	14,896	
March	16,663	
April	17,437	
May	17,457	
June	17,461	

QUALITY

	Quantity	Base Number	Contract	AT	Region	England
% of FP17s for the same patient ID Re-attending within 3 months - Children	87	1,393	6.2%	12.0%	12.2%	11.6%
% of FP17s for the same patient ID Re-attending within 3 months - Adults	329	3,050	10.8%	16.0%	15.8%	15.5%
% of FP17s for the same patient ID Re-attending between 3 & 9 months - Children	905	1,393	65.0%	58.2%	60.3%	58.8%
% of FP17s for the same patient ID Re-attending between 3 & 9 months - Adults	1,627	3,050	53.3%	51.6%	53.5%	51.1%
% of FP17s for Band 1 Urgent Courses	262	4,140	6.3%	10.1%	9.1%	9.0%
% of FP17s Relating to Free Repair or Replacements	30	4,140	0.7%	0.8%	1.0%	0.8%
% of FP17s Relating to Continuations	35	4,140	0.8%	0.9%	1.0%	0.9%
% of Patients satisfied with the dentistry they have received	2	2	N/A	94.9%	93.6%	93.3%
% of Patients satisfied with the time they had to wait for an appointment	1	2	N/A	89.4%	89.8%	88.9%

* This is based on patients treated on this contract for their most recent course of treatment. Figures in italics indicate the base number of FP17s or Patient Questionnaire responses are less than 100. N/A is shown where the base number of responses is less than 10 during the period. % is calculated as Quantity/Base number*100

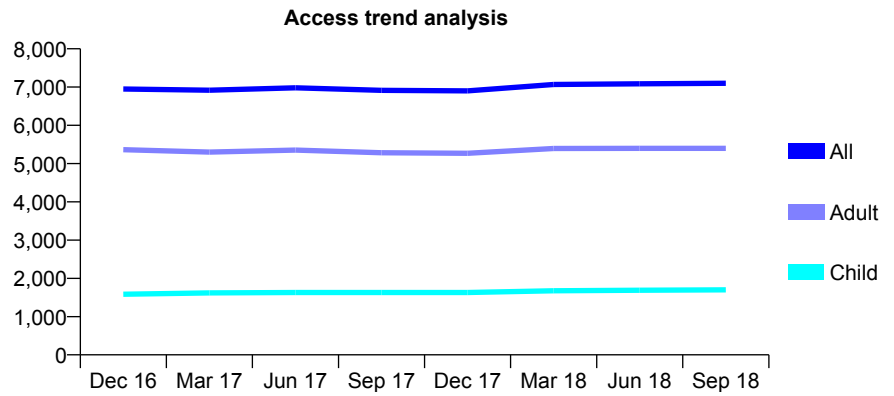
Q46 - Vital Signs At a Glance Contract Report for 572411/0002 - September 2018

Name or company name	MR DM VALLANCE
Contract type name	GDS Contract
Purpose of contract	General
Contract start date	01/04/2006
Contract end date	

18/19 Contracted general activity (UDA)	20,269
Carry forward general activity (UDA)	0
18/19 Contracted orthodontic activity (UOA)	0
Carry forward orthodontic activity (UOA)	0
Baseline contract value	£556,536.29

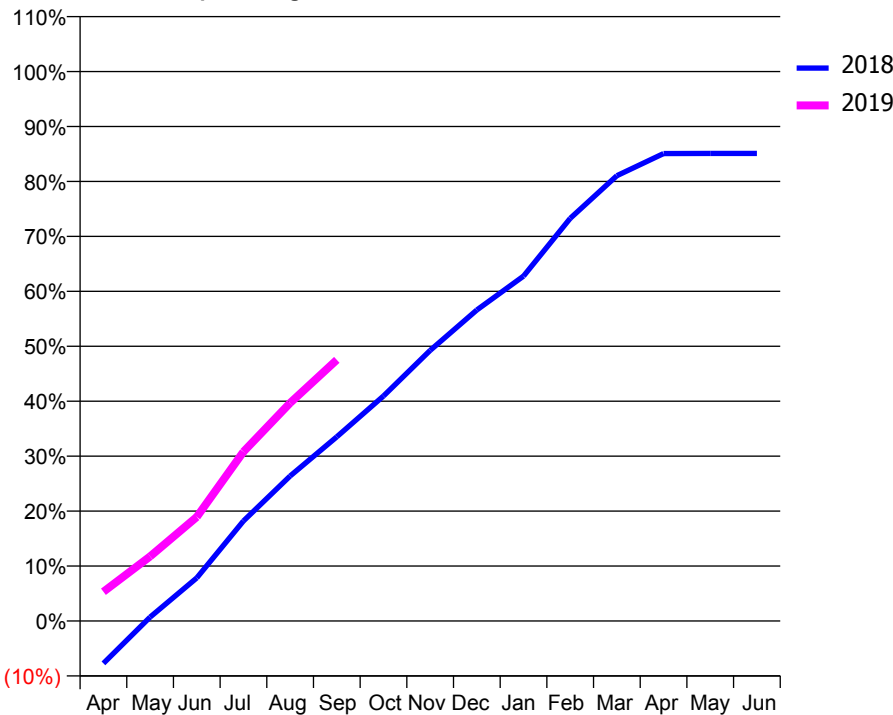
ACCESS*

Patients seen in 24 months	Total	Change since previous quarter
Quarter ending September 2017	6,913	
Quarter ending December 2017	6,900	→
Quarter ending March 2018	7,068	↑
Quarter ending June 2018	7,085	→
Quarter ending September 2018	7,099	→
Variance since September 2017	2.7%	↑



ACTIVITY

Cumulative percentage of contracted UDA delivered 2018 & 2019



Month	Adjusted Scheduled Activity (UDA)	
	2018	2019
April	-1,567	1,081
May	144	2,384
June	1,590	3,840
July	3,694	6,246
August	5,347	8,044
September	6,793	9,635
October	8,302	
November	9,984	
December	11,472	
January	12,722	
February	14,853	
March	16,426	
April	17,242	
May	17,246	
June	17,248	

QUALITY

	Quantity	Base Number	Contract	AT	Region	England
% of FP17s for the same patient ID Re-attending within 3 months - Children	137	1,328	10.3%	12.0%	12.2%	11.6%
% of FP17s for the same patient ID Re-attending within 3 months - Adults	528	3,602	14.7%	16.0%	15.8%	15.5%
% of FP17s for the same patient ID Re-attending between 3 & 9 months - Children	810	1,328	61.0%	58.2%	60.3%	58.8%
% of FP17s for the same patient ID Re-attending between 3 & 9 months - Adults	1,709	3,602	47.4%	51.6%	53.5%	51.1%
% of FP17s for Band 1 Urgent Courses	482	4,550	10.6%	10.1%	9.1%	9.0%
% of FP17s Relating to Free Repair or Replacements	19	4,550	0.4%	0.8%	1.0%	0.8%
% of FP17s Relating to Continuations	70	4,550	1.5%	0.9%	1.0%	0.9%
% of Patients satisfied with the dentistry they have received	6	6	N/A	94.9%	93.6%	93.3%
% of Patients satisfied with the time they had to wait for an appointment	6	6	N/A	89.4%	89.8%	88.9%

* This is based on patients treated on this contract for their most recent course of treatment. Figures in italics indicate the base number of FP17s or Patient Questionnaire responses are less than 100. N/A is shown where the base number of responses is less than 10 during the period. % is calculated as Quantity/Base number*100

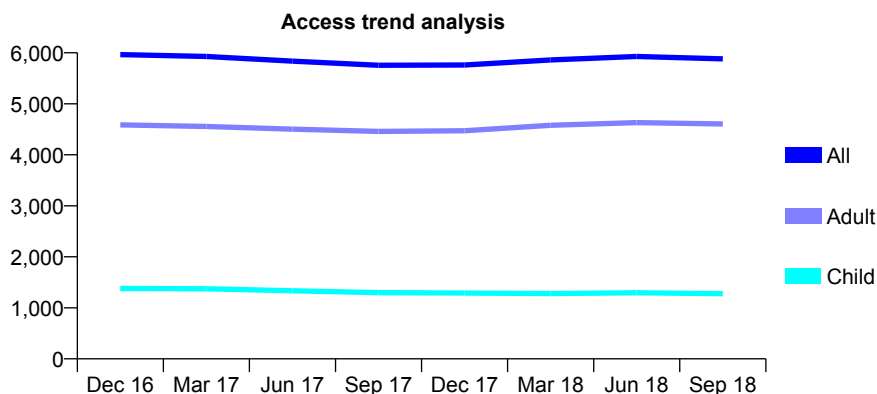
Q46 - Vital Signs At a Glance Contract Report for 572713/0001 - September 2018

Name or company name	Ward & Malik
Contract type name	GDS Contract
Purpose of contract	General
Contract start date	01/04/2006
Contract end date	

18/19 Contracted general activity (UDA)	17,573
Carry forward general activity (UDA)	0
18/19 Contracted orthodontic activity (UOA)	0
Carry forward orthodontic activity (UOA)	0
Baseline contract value	£580,084.42

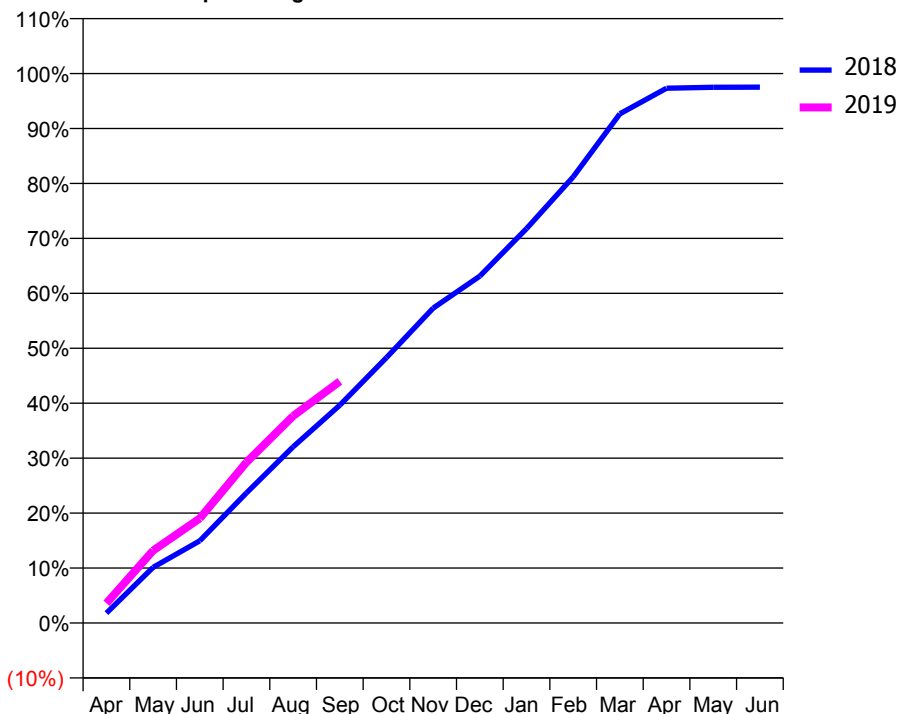
ACCESS*

Patients seen in 24 months	Total	Change since previous quarter
Quarter ending September 2017	5,756	
Quarter ending December 2017	5,761	→
Quarter ending March 2018	5,859	→
Quarter ending June 2018	5,927	→
Quarter ending September 2018	5,881	→
Variance since September 2017	2.2%	↑



ACTIVITY

Cumulative percentage of contracted UDA delivered 2018 & 2019



Month	Adjusted Scheduled Activity (UDA)	
	2018	2019
April	316	635
May	1,781	2,319
June	2,631	3,344
July	4,159	5,143
August	5,636	6,621
September	6,964	7,730
October	8,490	
November	10,072	
December	11,095	
January	12,612	
February	14,267	
March	16,282	
April	17,103	
May	17,131	
June	17,138	

QUALITY

	Quantity	Base Number	Contract	AT	Region	England
% of FP17s for the same patient ID Re-attending within 3 months - Children	76	874	8.7%	12.0%	12.2%	11.6%
% of FP17s for the same patient ID Re-attending within 3 months - Adults	569	3,623	15.7%	16.0%	15.8%	15.5%
% of FP17s for the same patient ID Re-attending between 3 & 9 months - Children	378	874	43.2%	58.2%	60.3%	58.8%
% of FP17s for the same patient ID Re-attending between 3 & 9 months - Adults	1,774	3,623	49.0%	51.6%	53.5%	51.1%
% of FP17s for Band 1 Urgent Courses	372	4,109	9.1%	10.1%	9.1%	9.0%
% of FP17s Relating to Free Repair or Replacements	33	4,109	0.8%	0.8%	1.0%	0.8%
% of FP17s Relating to Continuations	81	4,109	2.0%	0.9%	1.0%	0.9%
% of Patients satisfied with the dentistry they have received	5	5	N/A	94.9%	93.6%	93.3%
% of Patients satisfied with the time they had to wait for an appointment	4	5	N/A	89.4%	89.8%	88.9%

* This is based on patients treated on this contract for their most recent course of treatment. Figures in italics indicate the base number of FP17s or Patient Questionnaire responses are less than 100. N/A is shown where the base number of responses is less than 10 during the period. % is calculated as Quantity/Base number*100

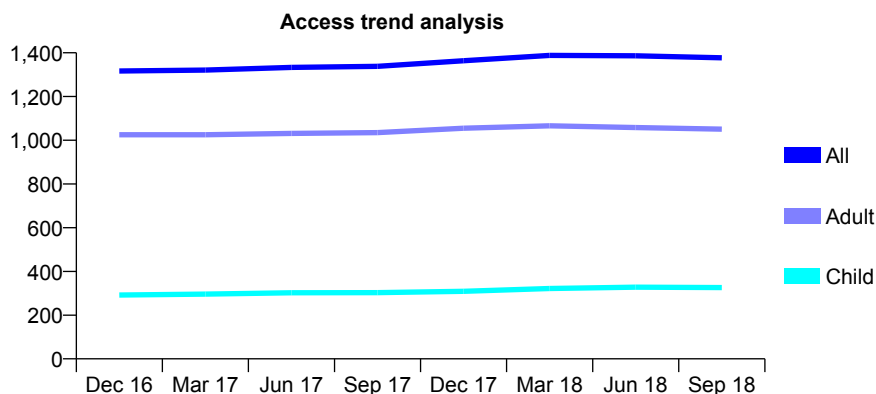
Q46 - Vital Signs At a Glance Contract Report for 576050/0001 - September 2018

Name or company name	MR AJ STOGGALL
Contract type name	GDS Contract
Purpose of contract	General
Contract start date	01/04/2006
Contract end date	

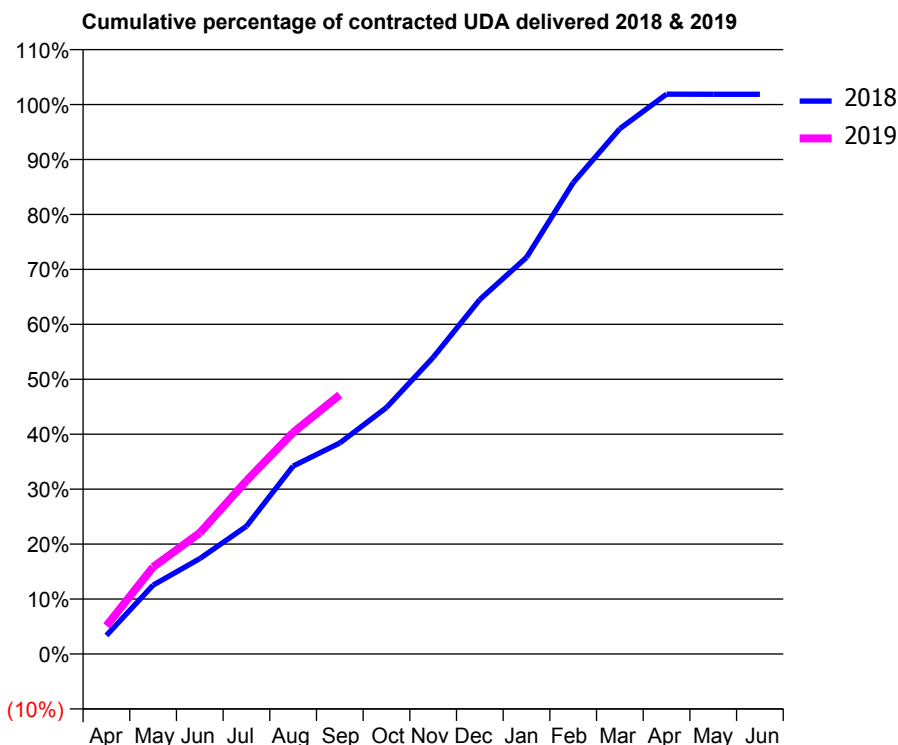
18/19 Contracted general activity (UDA)	4,712
Carry forward general activity (UDA)	0
18/19 Contracted orthodontic activity (UOA)	0
Carry forward orthodontic activity (UOA)	0
Baseline contract value	£180,694.68

ACCESS*

Patients seen in 24 months	Total	Change since previous quarter
Quarter ending September 2017	1,338	
Quarter ending December 2017	1,364	→
Quarter ending March 2018	1,388	→
Quarter ending June 2018	1,386	→
Quarter ending September 2018	1,377	→
Variance since September 2017	2.9%	↑



ACTIVITY



Month	Adjusted Scheduled Activity (UDA)	
	2018	2019
April	159	242
May	590	746
June	818	1,039
July	1,096	1,486
August	1,612	1,900
September	1,809	2,222
October	2,114	
November	2,544	
December	3,040	
January	3,401	
February	4,041	
March	4,504	
April	4,801	
May	4,800	
June	4,800	

QUALITY

	Quantity	Base Number	Contract	AT	Region	England
% of FP17s for the same patient ID Re-attending within 3 months - Children	17	309	5.5%	12.0%	12.2%	11.6%
% of FP17s for the same patient ID Re-attending within 3 months - Adults	147	887	16.6%	16.0%	15.8%	15.5%
% of FP17s for the same patient ID Re-attending between 3 & 9 months - Children	222	309	71.8%	58.2%	60.3%	58.8%
% of FP17s for the same patient ID Re-attending between 3 & 9 months - Adults	587	887	66.2%	51.6%	53.5%	51.1%
% of FP17s for Band 1 Urgent Courses	66	1,093	6.0%	10.1%	9.1%	9.0%
% of FP17s Relating to Free Repair or Replacements	14	1,093	1.3%	0.8%	1.0%	0.8%
% of FP17s Relating to Continuations	17	1,093	1.6%	0.9%	1.0%	0.9%
% of Patients satisfied with the dentistry they have received	0	0	N/A	94.9%	93.6%	93.3%
% of Patients satisfied with the time they had to wait for an appointment	0	0	N/A	89.4%	89.8%	88.9%

* This is based on patients treated on this contract for their most recent course of treatment. Figures in italics indicate the base number of FP17s or Patient Questionnaire responses are less than 100. N/A is shown where the base number of responses is less than 10 during the period. % is calculated as Quantity/Base number*100

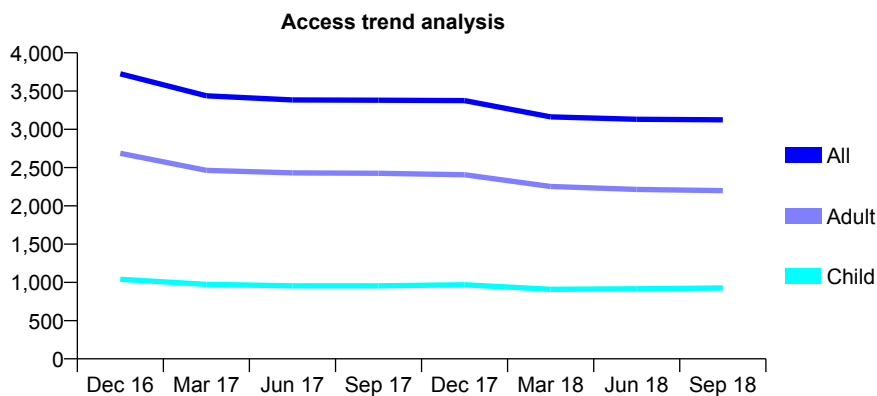
Q46 - Vital Signs At a Glance Contract Report for 610801/0001 - September 2018

Name or company name	MRS KM SHAH
Contract type name	GDS Contract
Purpose of contract	General
Contract start date	21/10/2010
Contract end date	

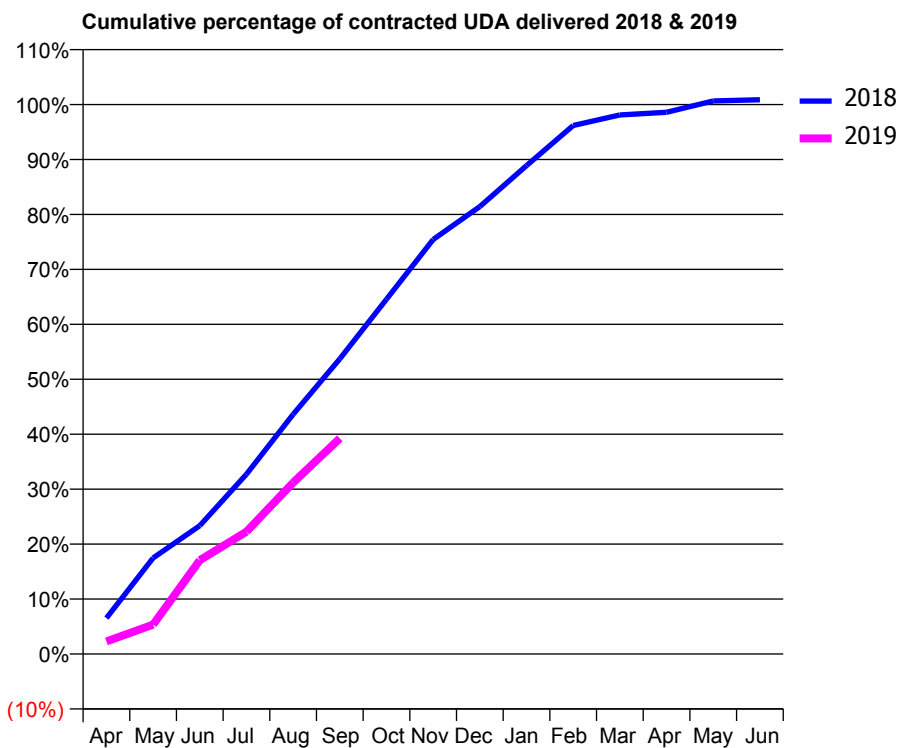
18/19 Contracted general activity (UDA)	10,334
Carry forward general activity (UDA)	0
18/19 Contracted orthodontic activity (UOA)	0
Carry forward orthodontic activity (UOA)	0
Baseline contract value	£254,983.57

ACCESS*

Patients seen in 24 months	Total	Change since previous quarter
Quarter ending September 2017	3,381	
Quarter ending December 2017	3,375	→
Quarter ending March 2018	3,162	↓
Quarter ending June 2018	3,131	→
Quarter ending September 2018	3,124	→
Variance since September 2017	(7.6%)	↓



ACTIVITY



Month	Adjusted Scheduled Activity (UDA)	
	2018	2019
April	676	236
May	1,806	553
June	2,413	1,763
July	3,382	2,300
August	4,508	3,224
September	5,552	4,056
October	6,672	
November	7,795	
December	8,414	
January	9,184	
February	9,938	
March	10,139	
April	10,189	
May	10,401	
June	10,424	

QUALITY

	Quantity	Base Number	Contract	AT	Region	England
% of FP17s for the same patient ID Re-attending within 3 months - Children	69	836	8.3%	12.0%	12.2%	11.6%
% of FP17s for the same patient ID Re-attending within 3 months - Adults	179	1,576	11.4%	16.0%	15.8%	15.5%
% of FP17s for the same patient ID Re-attending between 3 & 9 months - Children	527	836	63.0%	58.2%	60.3%	58.8%
% of FP17s for the same patient ID Re-attending between 3 & 9 months - Adults	898	1,576	57.0%	51.6%	53.5%	51.1%
% of FP17s for Band 1 Urgent Courses	110	2,262	4.9%	10.1%	9.1%	9.0%
% of FP17s Relating to Free Repair or Replacements	12	2,262	0.5%	0.8%	1.0%	0.8%
% of FP17s Relating to Continuations	14	2,262	0.6%	0.9%	1.0%	0.9%
% of Patients satisfied with the dentistry they have received	3	3	N/A	94.9%	93.6%	93.3%
% of Patients satisfied with the time they had to wait for an appointment	3	3	N/A	89.4%	89.8%	88.9%

* This is based on patients treated on this contract for their most recent course of treatment. Figures in italics indicate the base number of FP17s or Patient Questionnaire responses are less than 100. N/A is shown where the base number of responses is less than 10 during the period. % is calculated as Quantity/Base number*100

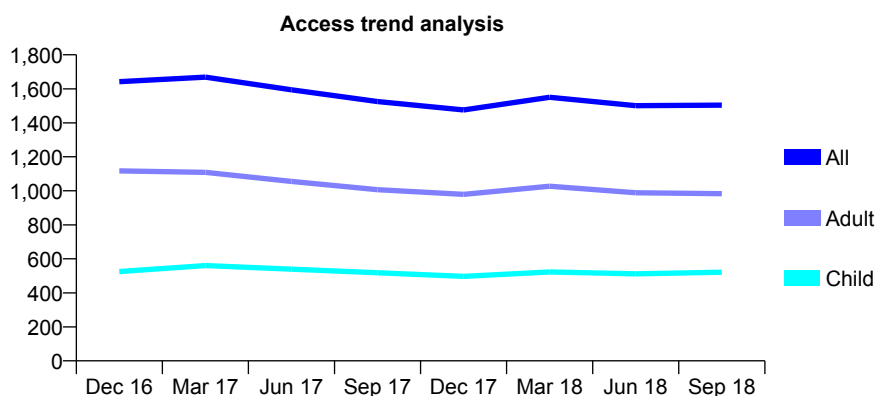
Q46 - Vital Signs At a Glance Contract Report for 613347/0001 - September 2018

Name or company name	MISS AT SARWAR
Contract type name	GDS Contract
Purpose of contract	General
Contract start date	30/06/2014
Contract end date	

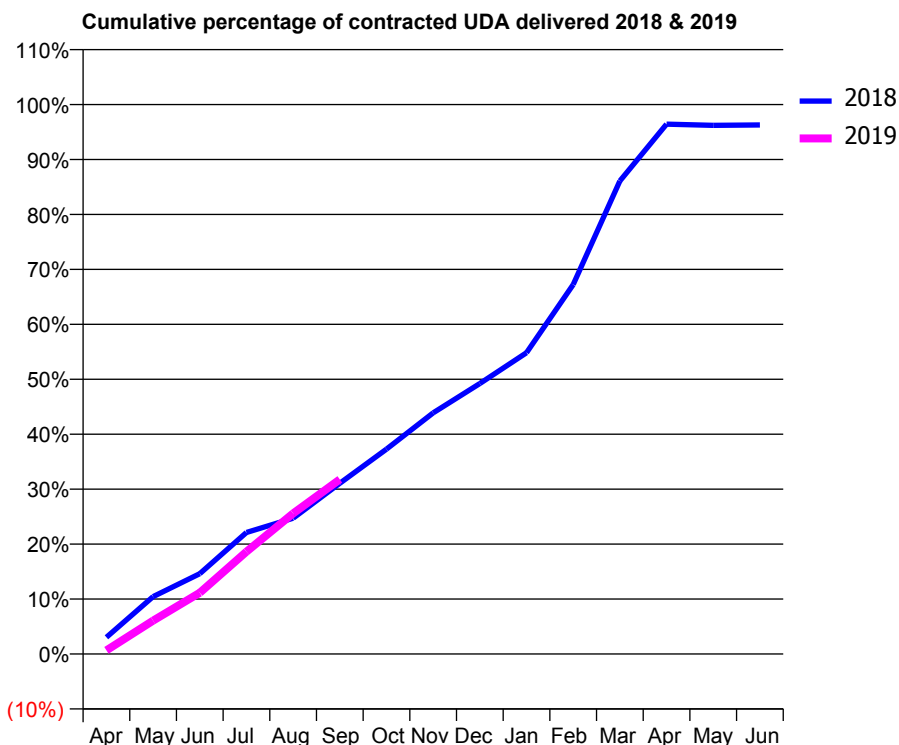
18/19 Contracted general activity (UDA)	5,753
Carry forward general activity (UDA)	0
18/19 Contracted orthodontic activity (UOA)	0
Carry forward orthodontic activity (UOA)	0
Baseline contract value	£140,836.53

ACCESS*

Patients seen in 24 months	Total	Change since previous quarter
Quarter ending September 2017	1,525	
Quarter ending December 2017	1,476	↓
Quarter ending March 2018	1,550	↑
Quarter ending June 2018	1,501	↓
Quarter ending September 2018	1,504	→
Variance since September 2017	(1.4%)	↓



ACTIVITY



Month	Adjusted Scheduled Activity (UDA)	
	2018	2019
April	175	38
May	601	350
June	842	642
July	1,273	1,071
August	1,422	1,472
September	1,787	1,828
October	2,145	
November	2,525	
December	2,833	
January	3,154	
February	3,868	
March	4,953	
April	5,547	
May	5,535	
June	5,538	

QUALITY

	Quantity	Base Number	Contract	AT	Region	England
% of FP17s for the same patient ID Re-attending within 3 months - Children	42	391	10.7%	12.0%	12.2%	11.6%
% of FP17s for the same patient ID Re-attending within 3 months - Adults	158	729	21.7%	16.0%	15.8%	15.5%
% of FP17s for the same patient ID Re-attending between 3 & 9 months - Children	251	391	64.2%	58.2%	60.3%	58.8%
% of FP17s for the same patient ID Re-attending between 3 & 9 months - Adults	367	729	50.3%	51.6%	53.5%	51.1%
% of FP17s for Band 1 Urgent Courses	132	959	13.8%	10.1%	9.1%	9.0%
% of FP17s Relating to Free Repair or Replacements	19	959	2.0%	0.8%	1.0%	0.8%
% of FP17s Relating to Continuations	6	959	0.6%	0.9%	1.0%	0.9%
% of Patients satisfied with the dentistry they have received	1	1	N/A	94.9%	93.6%	93.3%
% of Patients satisfied with the time they had to wait for an appointment	1	1	N/A	89.4%	89.8%	88.9%

* This is based on patients treated on this contract for their most recent course of treatment. Figures in italics indicate the base number of FP17s or Patient Questionnaire responses are less than 100. N/A is shown where the base number of responses is less than 10 during the period. % is calculated as Quantity/Base number*100

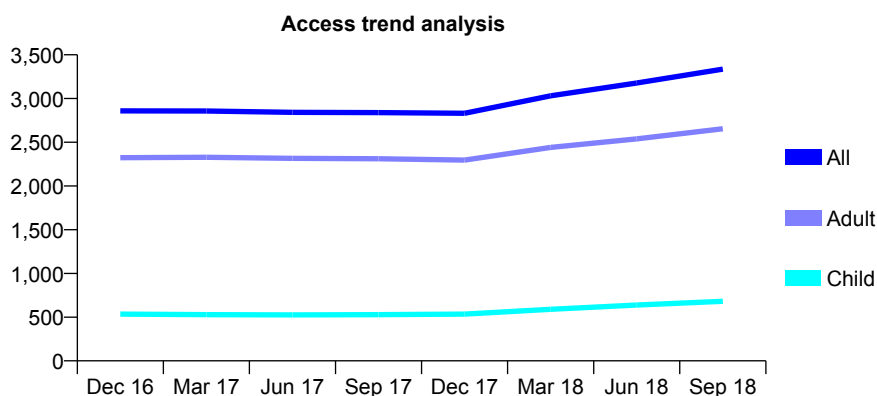
Q46 - Vital Signs At a Glance Contract Report for 620319/0001 - September 2018

Name or company name	Mr A Joubert
Contract type name	GDS Contract
Purpose of contract	General
Contract start date	01/04/2006
Contract end date	

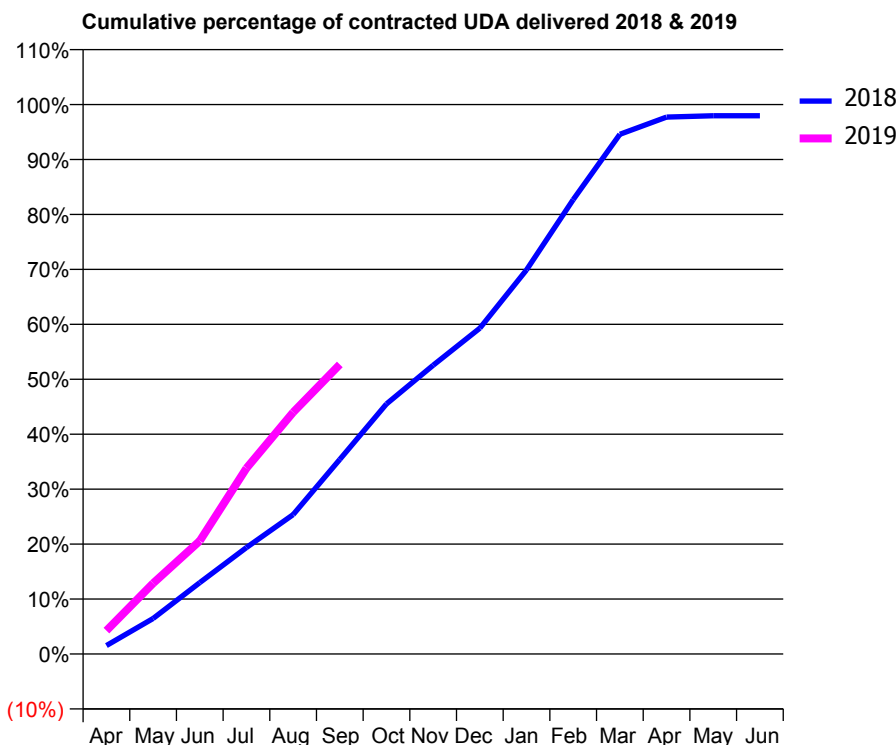
18/19 Contracted general activity (UDA)	10,354
Carry forward general activity (UDA)	0
18/19 Contracted orthodontic activity (UOA)	0
Carry forward orthodontic activity (UOA)	0
Baseline contract value	£208,093.76

ACCESS*

Patients seen in 24 months	Total	Change since previous quarter
Quarter ending September 2017	2,839	
Quarter ending December 2017	2,831	→
Quarter ending March 2018	3,031	↑
Quarter ending June 2018	3,177	↑
Quarter ending September 2018	3,336	↑
Variance since September 2017	17.5%	↑



ACTIVITY



Month	Adjusted Scheduled Activity (UDA)	
	2018	2019
April	160	440
May	669	1,332
June	1,346	2,132
July	2,007	3,501
August	2,626	4,554
September	3,667	5,455
October	4,712	
November	5,441	
December	6,139	
January	7,238	
February	8,562	
March	9,792	
April	10,117	
May	10,141	
June	10,141	

QUALITY

	Quantity	Base Number	Contract	AT	Region	England
% of FP17s for the same patient ID Re-attending within 3 months - Children	68	634	10.7%	12.0%	12.2%	11.6%
% of FP17s for the same patient ID Re-attending within 3 months - Adults	426	2,393	17.8%	16.0%	15.8%	15.5%
% of FP17s for the same patient ID Re-attending between 3 & 9 months - Children	377	634	59.5%	58.2%	60.3%	58.8%
% of FP17s for the same patient ID Re-attending between 3 & 9 months - Adults	1,421	2,393	59.4%	51.6%	53.5%	51.1%
% of FP17s for Band 1 Urgent Courses	195	2,864	6.8%	10.1%	9.1%	9.0%
% of FP17s Relating to Free Repair or Replacements	35	2,864	1.2%	0.8%	1.0%	0.8%
% of FP17s Relating to Continuations	45	2,864	1.6%	0.9%	1.0%	0.9%
% of Patients satisfied with the dentistry they have received	2	2	N/A	94.9%	93.6%	93.3%
% of Patients satisfied with the time they had to wait for an appointment	2	2	N/A	89.4%	89.8%	88.9%

* This is based on patients treated on this contract for their most recent course of treatment. Figures in italics indicate the base number of FP17s or Patient Questionnaire responses are less than 100. N/A is shown where the base number of responses is less than 10 during the period. % is calculated as Quantity/Base number*100

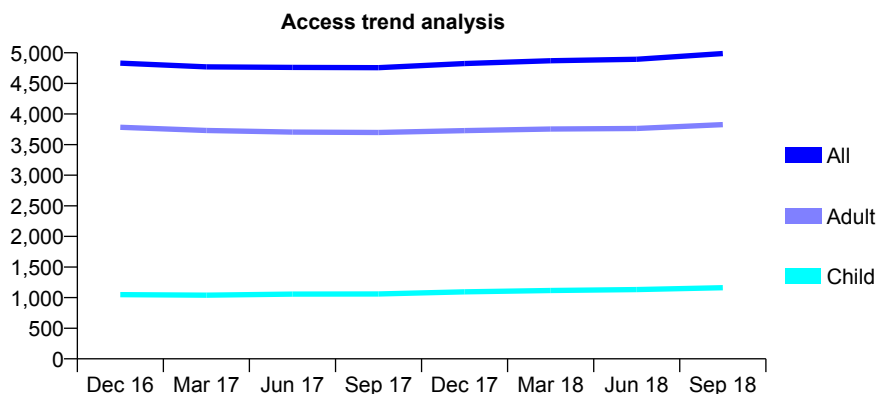
Q46 - Vital Signs At a Glance Contract Report for 620343/0001 - September 2018

Name or company name	MR SD WALMSLEY
Contract type name	GDS Contract
Purpose of contract	General
Contract start date	01/04/2006
Contract end date	

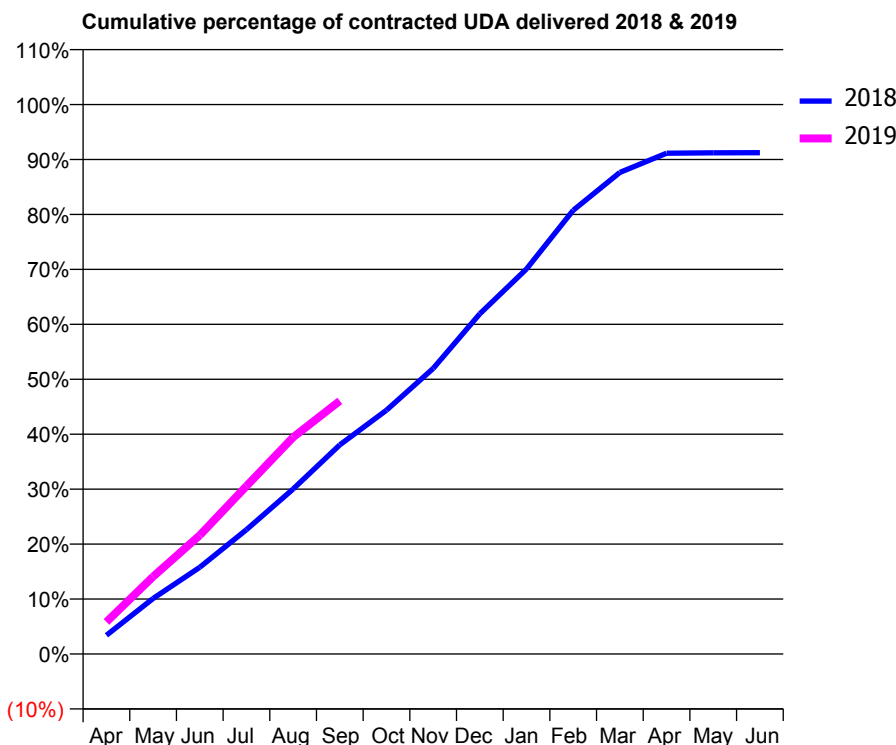
18/19 Contracted general activity (UDA)	13,145
Carry forward general activity (UDA)	0
18/19 Contracted orthodontic activity (UOA)	0
Carry forward orthodontic activity (UOA)	0
Baseline contract value	£369,358.90

ACCESS*

Patients seen in 24 months	Total	Change since previous quarter
Quarter ending September 2017	4,758	
Quarter ending December 2017	4,824	→
Quarter ending March 2018	4,870	→
Quarter ending June 2018	4,894	→
Quarter ending September 2018	4,989	→
Variance since September 2017	4.9%	↑



ACTIVITY



Month	Adjusted Scheduled Activity (UDA)	
	2018	2019
April	449	766
May	1,330	1,850
June	2,075	2,840
July	2,973	4,019
August	3,947	5,184
September	5,003	6,056
October	5,833	
November	6,831	
December	8,138	
January	9,212	
February	10,614	
March	11,521	
April	11,979	
May	11,990	
June	11,992	

QUALITY

	Quantity	Base Number	Contract	AT	Region	England
% of FP17s for the same patient ID Re-attending within 3 months - Children	54	780	6.9%	12.0%	12.2%	11.6%
% of FP17s for the same patient ID Re-attending within 3 months - Adults	274	2,433	11.3%	16.0%	15.8%	15.5%
% of FP17s for the same patient ID Re-attending between 3 & 9 months - Children	430	780	55.1%	58.2%	60.3%	58.8%
% of FP17s for the same patient ID Re-attending between 3 & 9 months - Adults	1,097	2,433	45.1%	51.6%	53.5%	51.1%
% of FP17s for Band 1 Urgent Courses	151	2,968	5.1%	10.1%	9.1%	9.0%
% of FP17s Relating to Free Repair or Replacements	10	2,968	0.3%	0.8%	1.0%	0.8%
% of FP17s Relating to Continuations	53	2,968	1.8%	0.9%	1.0%	0.9%
% of Patients satisfied with the dentistry they have received	1	1	N/A	94.9%	93.6%	93.3%
% of Patients satisfied with the time they had to wait for an appointment	1	1	N/A	89.4%	89.8%	88.9%

* This is based on patients treated on this contract for their most recent course of treatment. Figures in italics indicate the base number of FP17s or Patient Questionnaire responses are less than 100. N/A is shown where the base number of responses is less than 10 during the period. % is calculated as Quantity/Base number*100

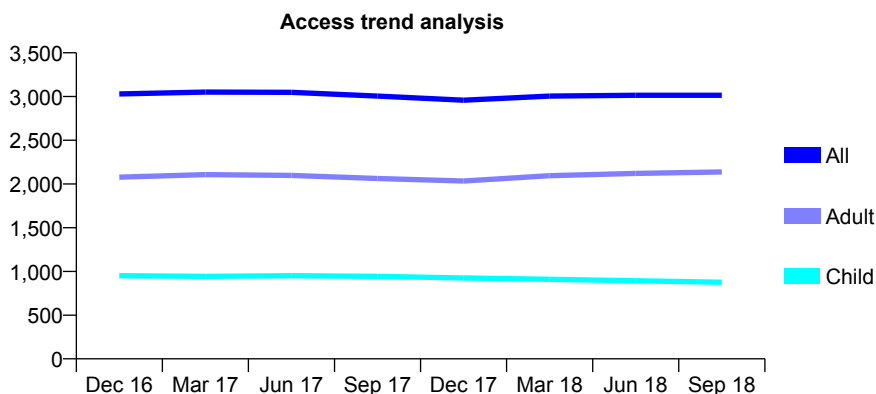
Q46 - Vital Signs At a Glance Contract Report for 628549/0002 - September 2018

Name or company name	Taylor and Gibb
Contract type name	GDS Contract
Purpose of contract	General
Contract start date	02/03/2012
Contract end date	

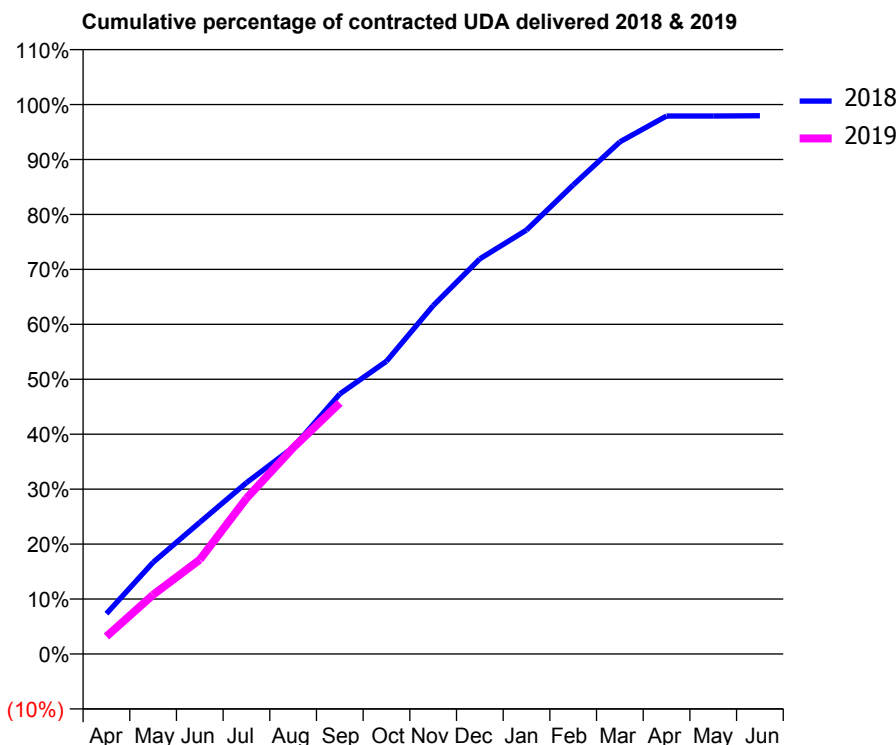
18/19 Contracted general activity (UDA)	8,698
Carry forward general activity (UDA)	0
18/19 Contracted orthodontic activity (UOA)	0
Carry forward orthodontic activity (UOA)	0
Baseline contract value	£217,444.53

ACCESS*

Patients seen in 24 months	Total	Change since previous quarter
Quarter ending September 2017	3,005	
Quarter ending December 2017	2,958	↓
Quarter ending March 2018	3,005	→
Quarter ending June 2018	3,014	→
Quarter ending September 2018	3,014	→
Variance since September 2017	0.3%	→



ACTIVITY



Adjusted Scheduled Activity (UDA)		
Month	2018	2019
April	639	278
May	1,451	938
June	2,084	1,494
July	2,711	2,465
August	3,270	3,264
September	4,117	3,973
October	4,633	
November	5,513	
December	6,255	
January	6,711	
February	7,424	
March	8,107	
April	8,516	
May	8,516	
June	8,520	

QUALITY

	Quantity	Base Number	Contract	AT	Region	England
% of FP17s for the same patient ID Re-attending within 3 months - Children	48	565	8.5%	12.0%	12.2%	11.6%
% of FP17s for the same patient ID Re-attending within 3 months - Adults	184	1,343	13.7%	16.0%	15.8%	15.5%
% of FP17s for the same patient ID Re-attending between 3 & 9 months - Children	319	565	56.5%	58.2%	60.3%	58.8%
% of FP17s for the same patient ID Re-attending between 3 & 9 months - Adults	689	1,343	51.3%	51.6%	53.5%	51.1%
% of FP17s for Band 1 Urgent Courses	155	1,782	8.7%	10.1%	9.1%	9.0%
% of FP17s Relating to Free Repair or Replacements	27	1,782	1.5%	0.8%	1.0%	0.8%
% of FP17s Relating to Continuations	3	1,782	0.2%	0.9%	1.0%	0.9%
% of Patients satisfied with the dentistry they have received	0	0	N/A	94.9%	93.6%	93.3%
% of Patients satisfied with the time they had to wait for an appointment	0	0	N/A	89.4%	89.8%	88.9%

* This is based on patients treated on this contract for their most recent course of treatment. Figures in italics indicate the base number of FP17s or Patient Questionnaire responses are less than 100. N/A is shown where the base number of responses is less than 10 during the period. % is calculated as Quantity/Base number*100

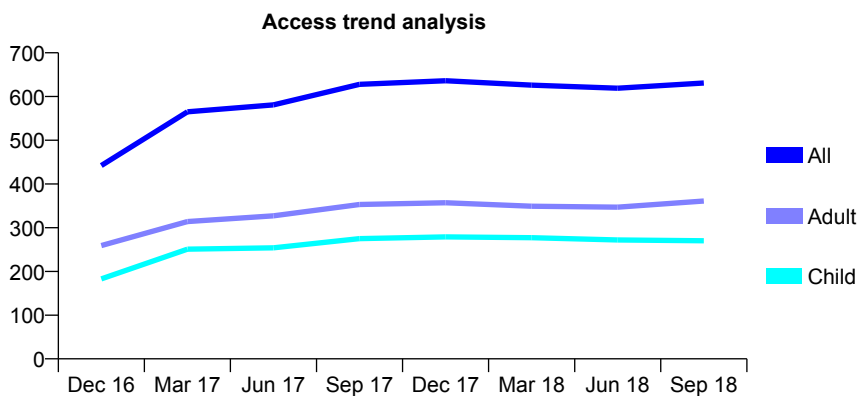
Q46 - Vital Signs At a Glance Contract Report for 632015/0001 - September 2018

Name or company name	Dr M Kapenda
Contract type name	GDS Contract
Purpose of contract	General
Contract start date	01/04/2006
Contract end date	

18/19 Contracted general activity (UDA)	1,880
Carry forward general activity (UDA)	0
18/19 Contracted orthodontic activity (UOA)	0
Carry forward orthodontic activity (UOA)	0
Baseline contract value	£52,819.95

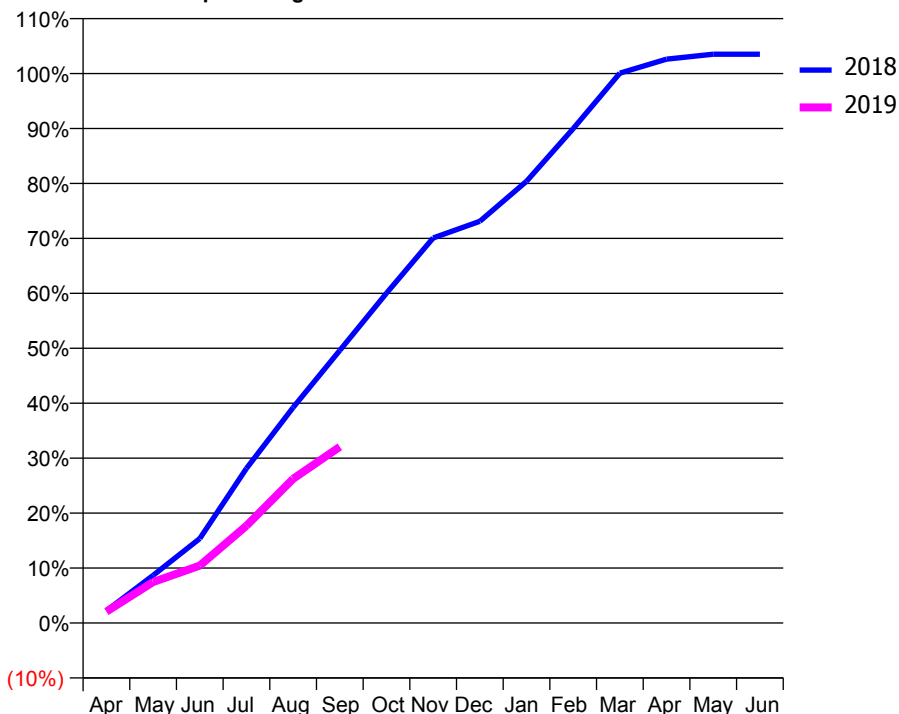
ACCESS*

Patients seen in 24 months	Total	Change since previous quarter
Quarter ending September 2017	628	
Quarter ending December 2017	636	→
Quarter ending March 2018	626	↓
Quarter ending June 2018	619	↓
Quarter ending September 2018	631	→
Variance since September 2017	0.5%	→



ACTIVITY

Cumulative percentage of contracted UDA delivered 2018 & 2019



Adjusted Scheduled Activity (UDA)		
Month	2018	2019
April	42	39
May	163	140
June	289	197
July	529	333
August	737	494
September	933	603
October	1,128	
November	1,317	
December	1,374	
January	1,511	
February	1,692	
March	1,881	
April	1,929	
May	1,946	
June	1,946	

QUALITY

	Quantity	Base Number	Contract	AT	Region	England
% of FP17s for the same patient ID Re-attending within 3 months - Children	10	132	7.6%	12.0%	12.2%	11.6%
% of FP17s for the same patient ID Re-attending within 3 months - Adults	25	158	15.8%	16.0%	15.8%	15.5%
% of FP17s for the same patient ID Re-attending between 3 & 9 months - Children	59	132	44.7%	58.2%	60.3%	58.8%
% of FP17s for the same patient ID Re-attending between 3 & 9 months - Adults	77	158	48.7%	51.6%	53.5%	51.1%
% of FP17s for Band 1 Urgent Courses	9	262	3.4%	10.1%	9.1%	9.0%
% of FP17s Relating to Free Repair or Replacements	1	262	0.4%	0.8%	1.0%	0.8%
% of FP17s Relating to Continuations	0	262	0.0%	0.9%	1.0%	0.9%
% of Patients satisfied with the dentistry they have received	0	0	N/A	94.9%	93.6%	93.3%
% of Patients satisfied with the time they had to wait for an appointment	0	0	N/A	89.4%	89.8%	88.9%

* This is based on patients treated on this contract for their most recent course of treatment. Figures in italics indicate the base number of FP17s or Patient Questionnaire responses are less than 100. N/A is shown where the base number of responses is less than 10 during the period. % is calculated as Quantity/Base number*100

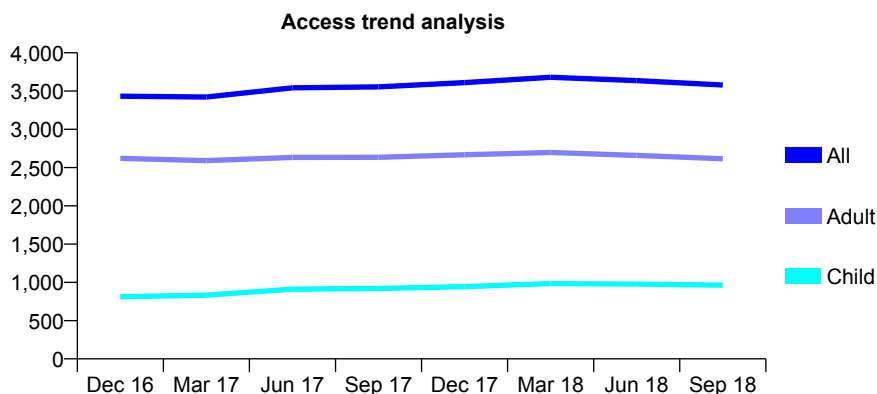
Q46 - Vital Signs At a Glance Contract Report for 632279/0001 - September 2018

Name or company name	Mr U Sharif
Contract type name	GDS Contract
Purpose of contract	General
Contract start date	01/04/2006
Contract end date	

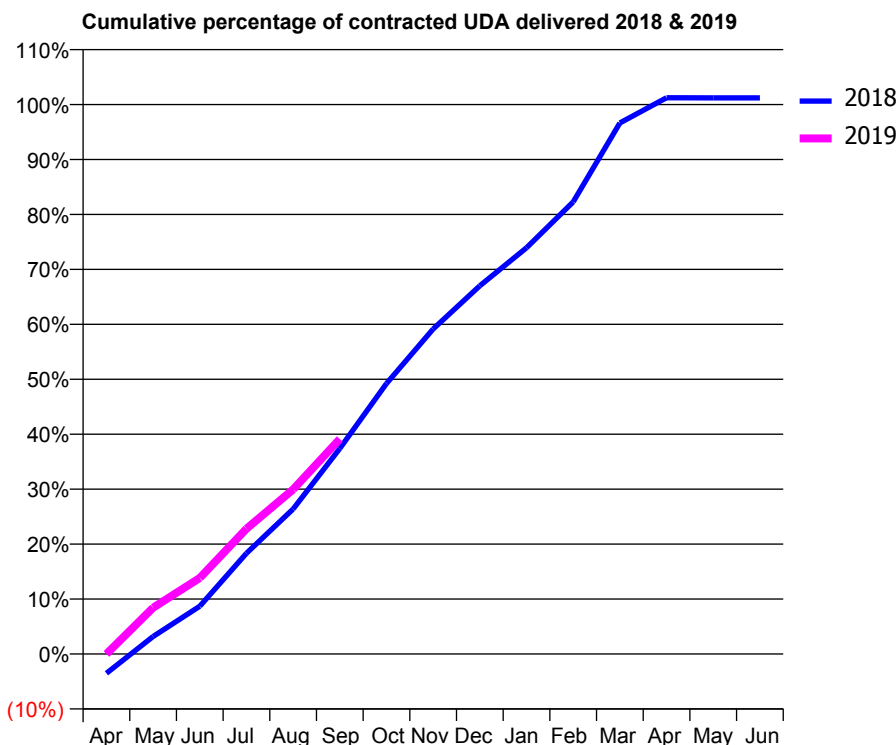
18/19 Contracted general activity (UDA)	12,087
Carry forward general activity (UDA)	0
18/19 Contracted orthodontic activity (UOA)	0
Carry forward orthodontic activity (UOA)	0
Baseline contract value	£410,248.15

ACCESS*

Patients seen in 24 months	Total	Change since previous quarter
Quarter ending September 2017	3,555	
Quarter ending December 2017	3,611	→
Quarter ending March 2018	3,681	→
Quarter ending June 2018	3,636	↓
Quarter ending September 2018	3,579	↓
Variance since September 2017	0.7%	→



ACTIVITY



Month	Adjusted Scheduled Activity (UDA)	
	2018	2019
April	-426	0
May	385	1,019
June	1,052	1,673
July	2,216	2,757
August	3,189	3,621
September	4,520	4,731
October	5,949	
November	7,149	
December	8,101	
January	8,937	
February	9,944	
March	11,683	
April	12,237	
May	12,233	
June	12,233	

QUALITY

	Quantity	Base Number	Contract	AT	Region	England
% of FP17s for the same patient ID Re-attending within 3 months - Children	90	725	12.4%	12.0%	12.2%	11.6%
% of FP17s for the same patient ID Re-attending within 3 months - Adults	252	1,539	16.4%	16.0%	15.8%	15.5%
% of FP17s for the same patient ID Re-attending between 3 & 9 months - Children	418	725	57.7%	58.2%	60.3%	58.8%
% of FP17s for the same patient ID Re-attending between 3 & 9 months - Adults	746	1,539	48.5%	51.6%	53.5%	51.1%
% of FP17s for Band 1 Urgent Courses	187	2,057	9.1%	10.1%	9.1%	9.0%
% of FP17s Relating to Free Repair or Replacements	43	2,057	2.1%	0.8%	1.0%	0.8%
% of FP17s Relating to Continuations	61	2,057	3.0%	0.9%	1.0%	0.9%
% of Patients satisfied with the dentistry they have received	3	3	N/A	94.9%	93.6%	93.3%
% of Patients satisfied with the time they had to wait for an appointment	2	3	N/A	89.4%	89.8%	88.9%

* This is based on patients treated on this contract for their most recent course of treatment. Figures in italics indicate the base number of FP17s or Patient Questionnaire responses are less than 100. N/A is shown where the base number of responses is less than 10 during the period. % is calculated as Quantity/Base number*100

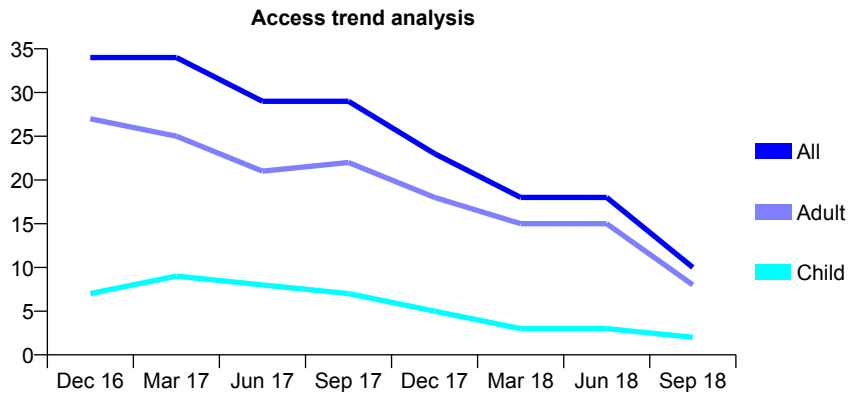
Q46 - Vital Signs At a Glance Contract Report for 632686/0001 - September 2018

Name or company name	MR M HAFFNER
Contract type name	GDS Contract
Purpose of contract	General
Contract start date	01/04/2006
Contract end date	

18/19 Contracted general activity (UDA)	100
Carry forward general activity (UDA)	0
18/19 Contracted orthodontic activity (UOA)	0
Carry forward orthodontic activity (UOA)	0
Baseline contract value	£1,930.57

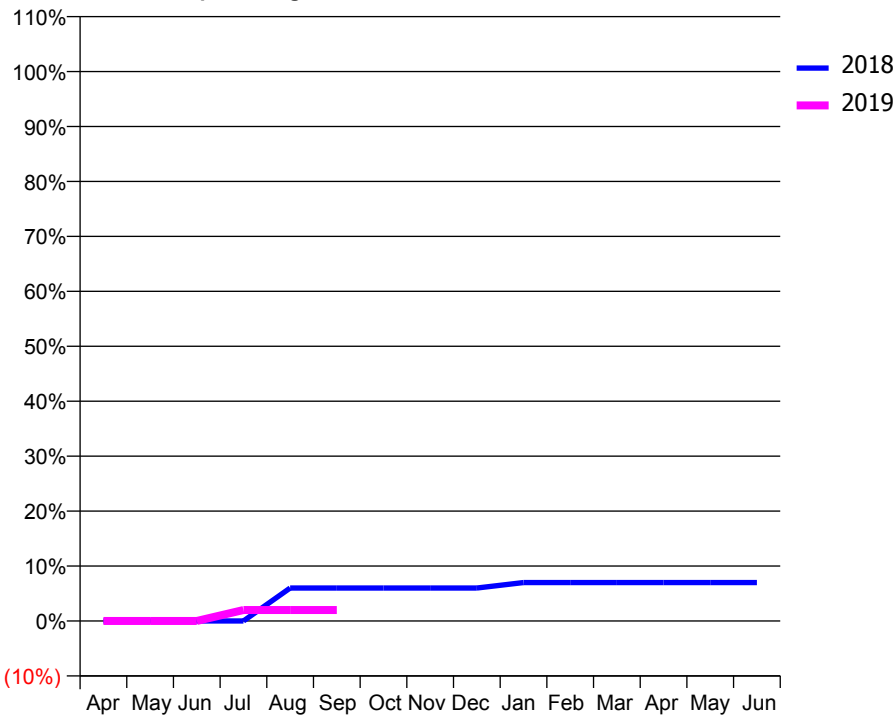
ACCESS*

Patients seen in 24 months	Total	Change since previous quarter
Quarter ending September 2017	29	
Quarter ending December 2017	23	↓
Quarter ending March 2018	18	↓
Quarter ending June 2018	18	→
Quarter ending September 2018	10	↓
Variance since September 2017	(65.5%)	↓



ACTIVITY

Cumulative percentage of contracted UDA delivered 2018 & 2019



Month	Adjusted Scheduled Activity (UDA)	
	2018	2019
April	0	0
May	0	0
June	0	0
July	0	2
August	6	2
September	6	2
October	6	
November	6	
December	6	
January	7	
February	7	
March	7	
April	7	
May	7	
June	7	

QUALITY

	Quantity	Base Number	Contract	AT	Region	England
% of FP17s for the same patient ID Re-attending within 3 months - Children	0	1	0.0%	12.0%	12.2%	11.6%
% of FP17s for the same patient ID Re-attending within 3 months - Adults	0	2	0.0%	16.0%	15.8%	15.5%
% of FP17s for the same patient ID Re-attending between 3 & 9 months - Children	0	1	0.0%	58.2%	60.3%	58.8%
% of FP17s for the same patient ID Re-attending between 3 & 9 months - Adults	0	2	0.0%	51.6%	53.5%	51.1%
% of FP17s for Band 1 Urgent Courses	0	3	0.0%	10.1%	9.1%	9.0%
% of FP17s Relating to Free Repair or Replacements	0	3	0.0%	0.8%	1.0%	0.8%
% of FP17s Relating to Continuations	0	3	0.0%	0.9%	1.0%	0.9%
% of Patients satisfied with the dentistry they have received	0	0	N/A	94.9%	93.6%	93.3%
% of Patients satisfied with the time they had to wait for an appointment	0	0	N/A	89.4%	89.8%	88.9%

* This is based on patients treated on this contract for their most recent course of treatment. Figures in italics indicate the base number of FP17s or Patient Questionnaire responses are less than 100. N/A is shown where the base number of responses is less than 10 during the period. % is calculated as Quantity/Base number*100

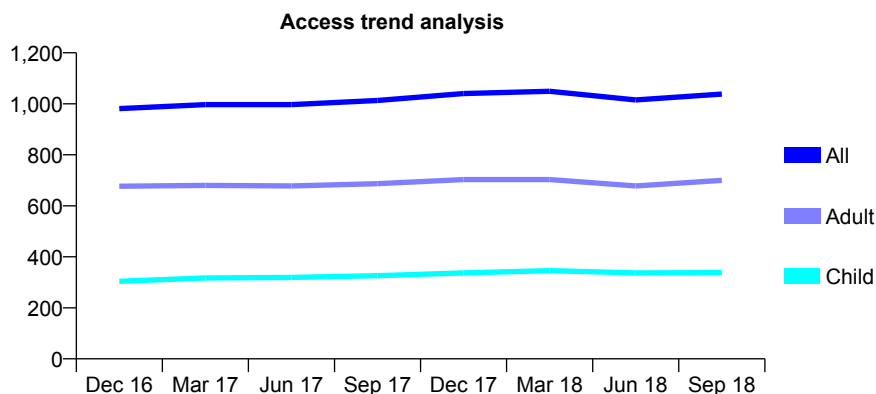
Q46 - Vital Signs At a Glance Contract Report for 635529/0001 - September 2018

Name or company name	MR DI LLEWELLYN
Contract type name	GDS Contract
Purpose of contract	General
Contract start date	01/04/2006
Contract end date	

18/19 Contracted general activity (UDA)	3,000
Carry forward general activity (UDA)	0
18/19 Contracted orthodontic activity (UOA)	0
Carry forward orthodontic activity (UOA)	0
Baseline contract value	£98,244.63

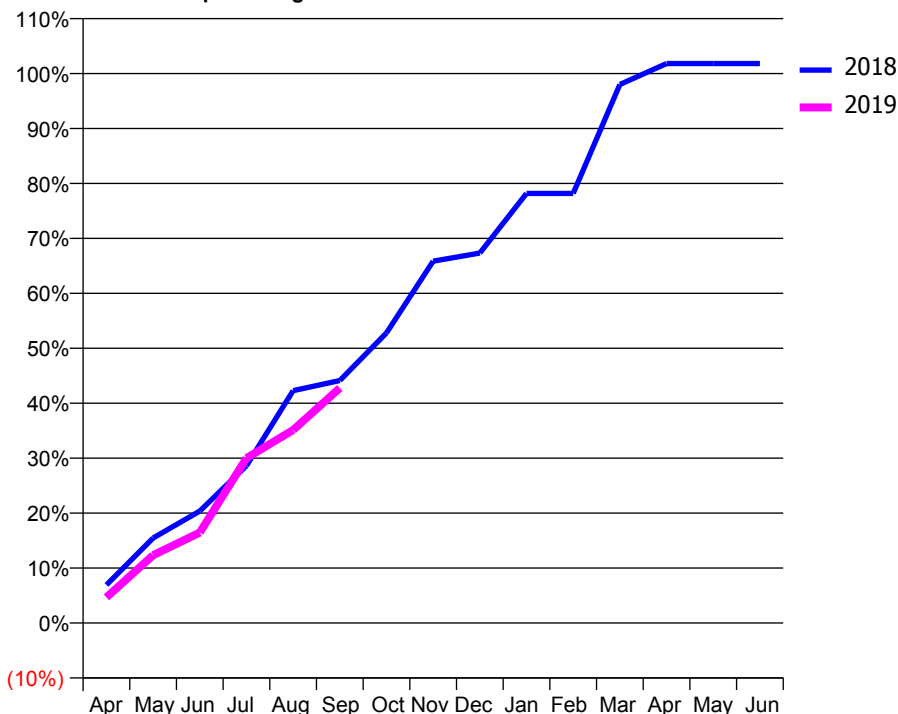
ACCESS*

Patients seen in 24 months	Total	Change since previous quarter
Quarter ending September 2017	1,013	
Quarter ending December 2017	1,040	↑
Quarter ending March 2018	1,049	→
Quarter ending June 2018	1,015	↓
Quarter ending September 2018	1,038	↑
Variance since September 2017	2.5%	↑



ACTIVITY

Cumulative percentage of contracted UDA delivered 2018 & 2019



Adjusted Scheduled Activity (UDA)

Month	2018	2019
April	208	140
May	464	370
June	611	494
July	859	900
August	1,269	1,054
September	1,324	1,283
October	1,584	
November	1,976	
December	2,020	
January	2,345	
February	2,345	
March	2,940	
April	3,054	
May	3,054	
June	3,054	

QUALITY

	Quantity	Base Number	Contract	AT	Region	England
% of FP17s for the same patient ID Re-attending within 3 months - Children	23	219	10.5%	12.0%	12.2%	11.6%
% of FP17s for the same patient ID Re-attending within 3 months - Adults	49	371	13.2%	16.0%	15.8%	15.5%
% of FP17s for the same patient ID Re-attending between 3 & 9 months - Children	111	219	50.7%	58.2%	60.3%	58.8%
% of FP17s for the same patient ID Re-attending between 3 & 9 months - Adults	122	371	32.9%	51.6%	53.5%	51.1%
% of FP17s for Band 1 Urgent Courses	16	553	2.9%	10.1%	9.1%	9.0%
% of FP17s Relating to Free Repair or Replacements	0	553	0.0%	0.8%	1.0%	0.8%
% of FP17s Relating to Continuations	2	553	0.4%	0.9%	1.0%	0.9%
% of Patients satisfied with the dentistry they have received	0	0	N/A	94.9%	93.6%	93.3%
% of Patients satisfied with the time they had to wait for an appointment	0	0	N/A	89.4%	89.8%	88.9%

* This is based on patients treated on this contract for their most recent course of treatment. Figures in italics indicate the base number of FP17s or Patient Questionnaire responses are less than 100. N/A is shown where the base number of responses is less than 10 during the period. % is calculated as Quantity/Base number*100

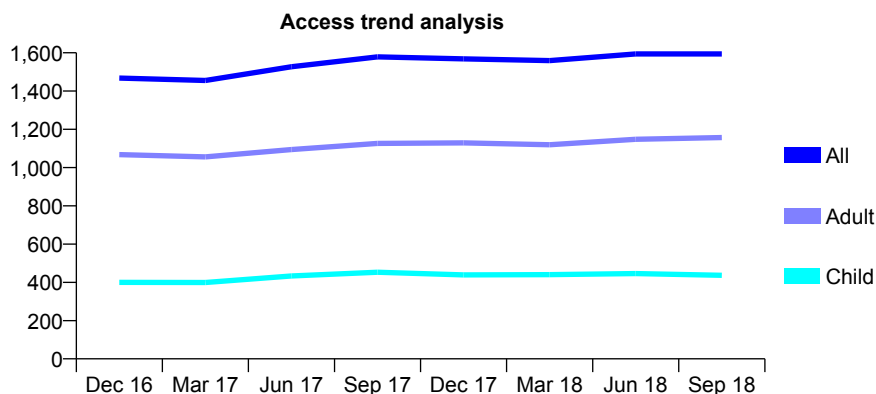
Q46 - Vital Signs At a Glance Contract Report for 638927/0001 - September 2018

Name or company name	MR IA MIRZA
Contract type name	GDS Contract
Purpose of contract	General
Contract start date	01/04/2006
Contract end date	

18/19 Contracted general activity (UDA)	6,277
Carry forward general activity (UDA)	0
18/19 Contracted orthodontic activity (UOA)	0
Carry forward orthodontic activity (UOA)	0
Baseline contract value	£201,891.10

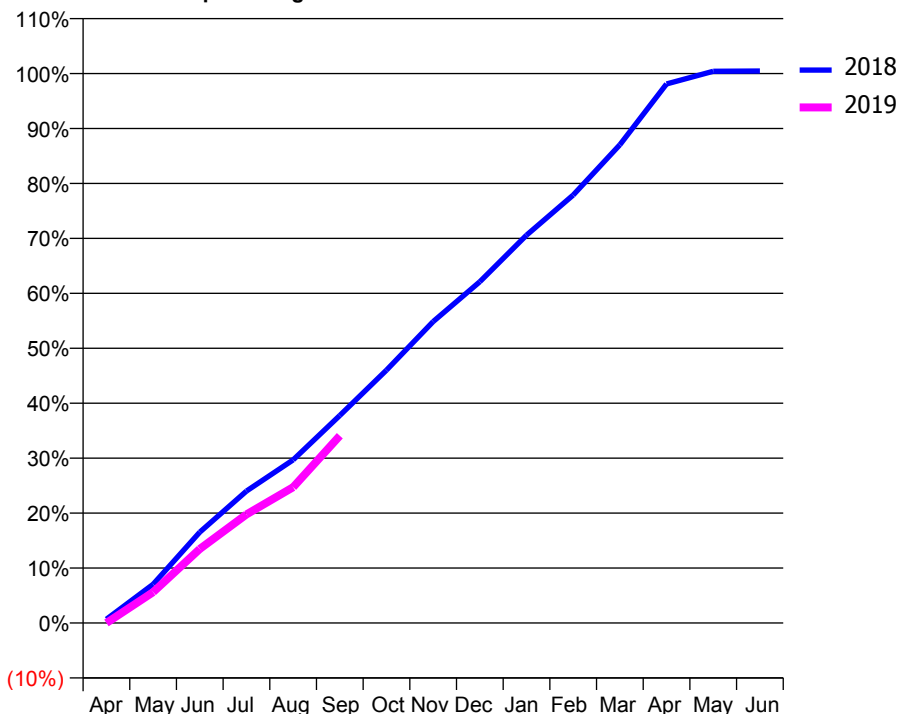
ACCESS*

Patients seen in 24 months	Total	Change since previous quarter
Quarter ending September 2017	1,579	
Quarter ending December 2017	1,568	→
Quarter ending March 2018	1,559	→
Quarter ending June 2018	1,594	↑
Quarter ending September 2018	1,594	→
Variance since September 2017	0.9%	→



ACTIVITY

Cumulative percentage of contracted UDA delivered 2018 & 2019



Adjusted Scheduled Activity (UDA)		
Month	2018	2019
April	44	1
May	443	353
June	1,039	846
July	1,508	1,241
August	1,863	1,551
September	2,370	2,139
October	2,889	
November	3,443	
December	3,898	
January	4,431	
February	4,889	
March	5,464	
April	6,158	
May	6,303	
June	6,306	

QUALITY

	Quantity	Base Number	Contract	AT	Region	England
% of FP17s for the same patient ID Re-attending within 3 months - Children	31	323	9.6%	12.0%	12.2%	11.6%
% of FP17s for the same patient ID Re-attending within 3 months - Adults	131	843	15.5%	16.0%	15.8%	15.5%
% of FP17s for the same patient ID Re-attending between 3 & 9 months - Children	174	323	53.9%	58.2%	60.3%	58.8%
% of FP17s for the same patient ID Re-attending between 3 & 9 months - Adults	427	843	50.7%	51.6%	53.5%	51.1%
% of FP17s for Band 1 Urgent Courses	113	915	12.3%	10.1%	9.1%	9.0%
% of FP17s Relating to Free Repair or Replacements	9	915	1.0%	0.8%	1.0%	0.8%
% of FP17s Relating to Continuations	3	915	0.3%	0.9%	1.0%	0.9%
% of Patients satisfied with the dentistry they have received	1	1	N/A	94.9%	93.6%	93.3%
% of Patients satisfied with the time they had to wait for an appointment	1	1	N/A	89.4%	89.8%	88.9%

* This is based on patients treated on this contract for their most recent course of treatment. Figures in italics indicate the base number of FP17s or Patient Questionnaire responses are less than 100. N/A is shown where the base number of responses is less than 10 during the period. % is calculated as Quantity/Base number*100

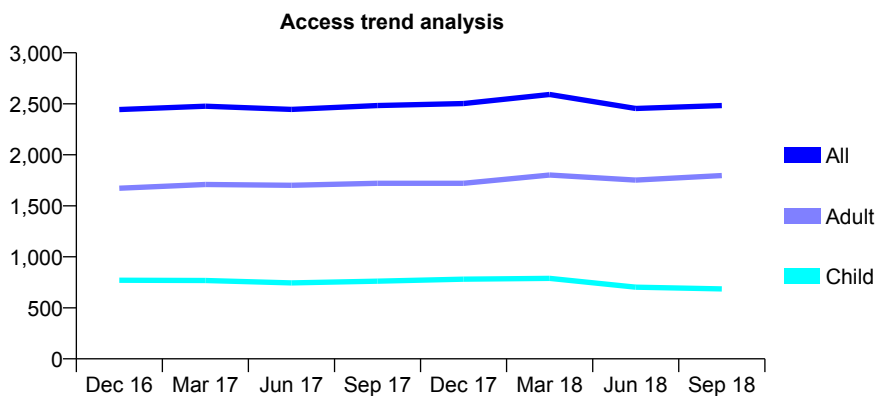
Q46 - Vital Signs At a Glance Contract Report for 639125/0001 - September 2018

Name or company name	MR ND SLATTERY
Contract type name	GDS Contract
Purpose of contract	General
Contract start date	01/04/2006
Contract end date	

18/19 Contracted general activity (UDA)	9,042
Carry forward general activity (UDA)	0
18/19 Contracted orthodontic activity (UOA)	0
Carry forward orthodontic activity (UOA)	0
Baseline contract value	£405,881.87

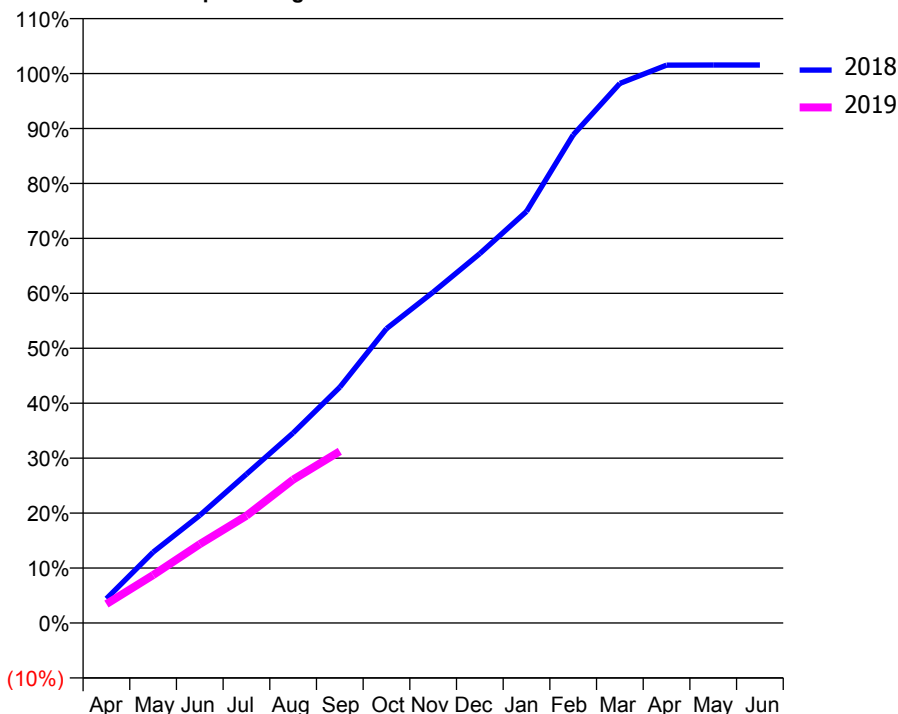
ACCESS*

Patients seen in 24 months	Total	Change since previous quarter
Quarter ending September 2017	2,483	
Quarter ending December 2017	2,502	→
Quarter ending March 2018	2,591	↑
Quarter ending June 2018	2,454	↓
Quarter ending September 2018	2,483	→
Variance since September 2017	0.0%	→



ACTIVITY

Cumulative percentage of contracted UDA delivered 2018 & 2019



Adjusted Scheduled Activity (UDA)

Month	2018	2019
April	401	312
May	1,167	789
June	1,771	1,299
July	2,449	1,765
August	3,129	2,359
September	3,881	2,826
October	4,845	
November	5,445	
December	6,078	
January	6,772	
February	8,032	
March	8,878	
April	9,180	
May	9,181	
June	9,181	

QUALITY

	Quantity	Base Number	Contract	AT	Region	England
% of FP17s for the same patient ID Re-attending within 3 months - Children	17	347	4.9%	12.0%	12.2%	11.6%
% of FP17s for the same patient ID Re-attending within 3 months - Adults	72	836	8.6%	16.0%	15.8%	15.5%
% of FP17s for the same patient ID Re-attending between 3 & 9 months - Children	253	347	72.9%	58.2%	60.3%	58.8%
% of FP17s for the same patient ID Re-attending between 3 & 9 months - Adults	361	836	43.2%	51.6%	53.5%	51.1%
% of FP17s for Band 1 Urgent Courses	14	1,060	1.3%	10.1%	9.1%	9.0%
% of FP17s Relating to Free Repair or Replacements	6	1,060	0.6%	0.8%	1.0%	0.8%
% of FP17s Relating to Continuations	12	1,060	1.1%	0.9%	1.0%	0.9%
% of Patients satisfied with the dentistry they have received	0	0	N/A	94.9%	93.6%	93.3%
% of Patients satisfied with the time they had to wait for an appointment	0	0	N/A	89.4%	89.8%	88.9%

* This is based on patients treated on this contract for their most recent course of treatment. Figures in italics indicate the base number of FP17s or Patient Questionnaire responses are less than 100. N/A is shown where the base number of responses is less than 10 during the period. % is calculated as Quantity/Base number*100

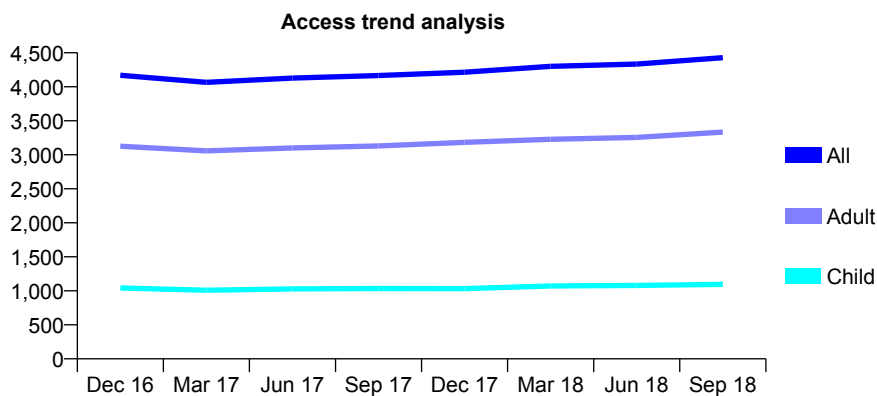
Q46 - Vital Signs At a Glance Contract Report for 643394/0001 - September 2018

Name or company name	MR M GREEN
Contract type name	GDS Contract
Purpose of contract	General
Contract start date	01/04/2006
Contract end date	

18/19 Contracted general activity (UDA)	11,651
Carry forward general activity (UDA)	0
18/19 Contracted orthodontic activity (UOA)	0
Carry forward orthodontic activity (UOA)	0
Baseline contract value	£334,537.23

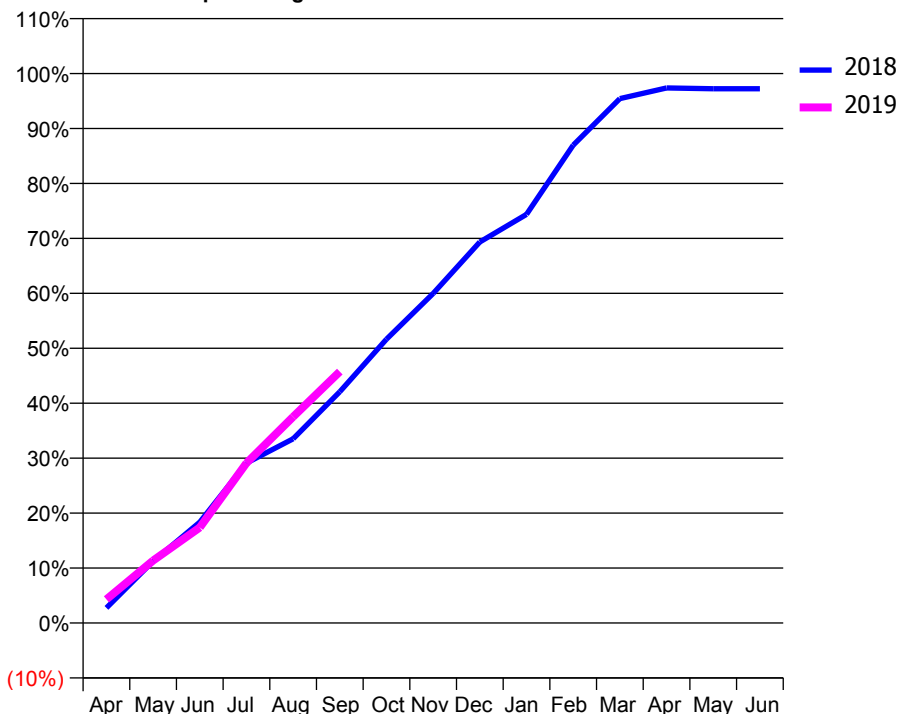
ACCESS*

Patients seen in 24 months	Total	Change since previous quarter
Quarter ending September 2017	4,166	
Quarter ending December 2017	4,215	→
Quarter ending March 2018	4,300	↑
Quarter ending June 2018	4,334	→
Quarter ending September 2018	4,429	↑
Variance since September 2017	6.3%	↑



ACTIVITY

Cumulative percentage of contracted UDA delivered 2018 & 2019



Adjusted Scheduled Activity (UDA)

Month	2018	2019
April	321	501
May	1,312	1,325
June	2,138	2,024
July	3,392	3,390
August	3,907	4,374
September	4,904	5,331
October	6,017	
November	6,986	
December	8,079	
January	8,664	
February	10,133	
March	11,117	
April	11,344	
May	11,327	
June	11,327	

QUALITY

	Quantity	Base Number	Contract	AT	Region	England
% of FP17s for the same patient ID Re-attending within 3 months - Children	85	941	9.0%	12.0%	12.2%	11.6%
% of FP17s for the same patient ID Re-attending within 3 months - Adults	307	2,144	14.3%	16.0%	15.8%	15.5%
% of FP17s for the same patient ID Re-attending between 3 & 9 months - Children	526	941	55.9%	58.2%	60.3%	58.8%
% of FP17s for the same patient ID Re-attending between 3 & 9 months - Adults	710	2,144	33.1%	51.6%	53.5%	51.1%
% of FP17s for Band 1 Urgent Courses	354	2,916	12.1%	10.1%	9.1%	9.0%
% of FP17s Relating to Free Repair or Replacements	12	2,916	0.4%	0.8%	1.0%	0.8%
% of FP17s Relating to Continuations	46	2,916	1.6%	0.9%	1.0%	0.9%
% of Patients satisfied with the dentistry they have received	2	2	N/A	94.9%	93.6%	93.3%
% of Patients satisfied with the time they had to wait for an appointment	2	2	N/A	89.4%	89.8%	88.9%

* This is based on patients treated on this contract for their most recent course of treatment. Figures in italics indicate the base number of FP17s or Patient Questionnaire responses are less than 100. N/A is shown where the base number of responses is less than 10 during the period. % is calculated as Quantity/Base number*100

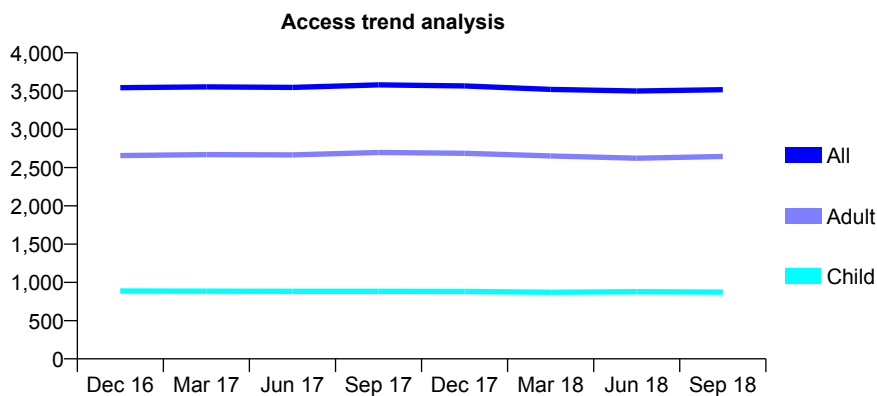
Q46 - Vital Signs At a Glance Contract Report for 643408/0001 - September 2018

Name or company name	MR DP LUSTMAN
Contract type name	GDS Contract
Purpose of contract	General
Contract start date	01/04/2006
Contract end date	

18/19 Contracted general activity (UDA)	11,485
Carry forward general activity (UDA)	0
18/19 Contracted orthodontic activity (UOA)	0
Carry forward orthodontic activity (UOA)	0
Baseline contract value	£287,169.28

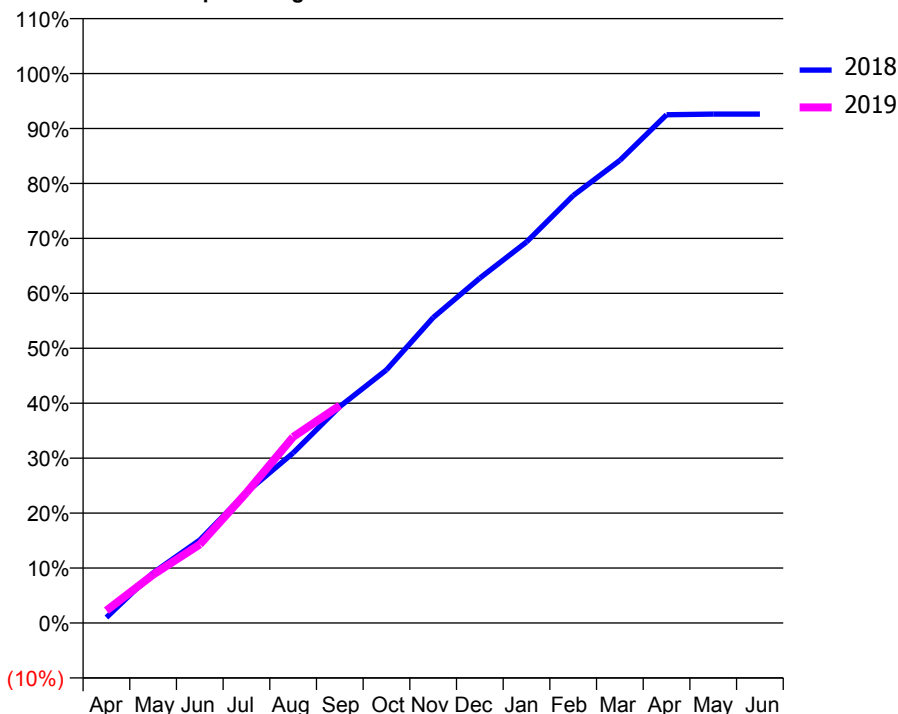
ACCESS*

Patients seen in 24 months	Total	Change since previous quarter
Quarter ending September 2017	3,580	
Quarter ending December 2017	3,567	→
Quarter ending March 2018	3,521	↓
Quarter ending June 2018	3,500	→
Quarter ending September 2018	3,518	→
Variance since September 2017	(1.7%)	↓



ACTIVITY

Cumulative percentage of contracted UDA delivered 2018 & 2019



Adjusted Scheduled Activity (UDA)

Month	2018	2019
April	116	260
May	1,050	1,009
June	1,736	1,643
July	2,733	2,725
August	3,555	3,890
September	4,526	4,548
October	5,290	
November	6,383	
December	7,209	
January	7,963	
February	8,934	
March	9,670	
April	10,624	
May	10,637	
June	10,637	

QUALITY

	Quantity	Base Number	Contract	AT	Region	England
% of FP17s for the same patient ID Re-attending within 3 months - Children	84	738	11.4%	12.0%	12.2%	11.6%
% of FP17s for the same patient ID Re-attending within 3 months - Adults	363	2,245	16.2%	16.0%	15.8%	15.5%
% of FP17s for the same patient ID Re-attending between 3 & 9 months - Children	439	738	59.5%	58.2%	60.3%	58.8%
% of FP17s for the same patient ID Re-attending between 3 & 9 months - Adults	1,300	2,245	57.9%	51.6%	53.5%	51.1%
% of FP17s for Band 1 Urgent Courses	178	2,539	7.0%	10.1%	9.1%	9.0%
% of FP17s Relating to Free Repair or Replacements	21	2,539	0.8%	0.8%	1.0%	0.8%
% of FP17s Relating to Continuations	42	2,539	1.7%	0.9%	1.0%	0.9%
% of Patients satisfied with the dentistry they have received	3	3	N/A	94.9%	93.6%	93.3%
% of Patients satisfied with the time they had to wait for an appointment	3	3	N/A	89.4%	89.8%	88.9%

* This is based on patients treated on this contract for their most recent course of treatment. Figures in italics indicate the base number of FP17s or Patient Questionnaire responses are less than 100. N/A is shown where the base number of responses is less than 10 during the period. % is calculated as Quantity/Base number*100

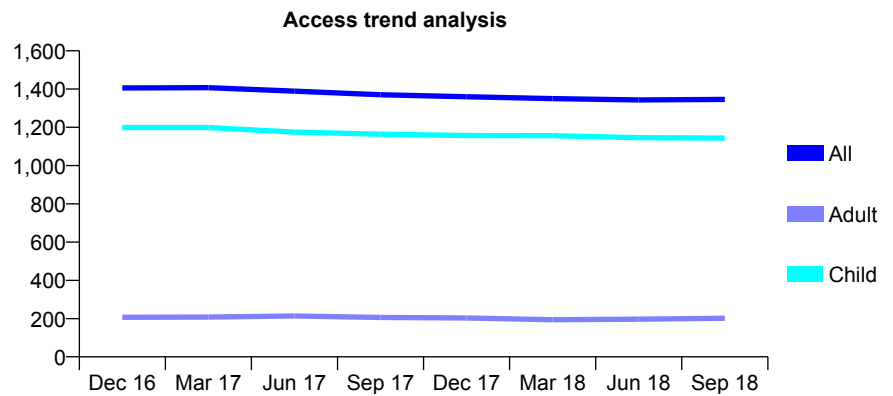
Q46 - Vital Signs At a Glance Contract Report for 643548/0001 - September 2018

Name or company name	MR RW SIMKINS
Contract type name	GDS Contract
Purpose of contract	General
Contract start date	01/04/2006
Contract end date	

18/19 Contracted general activity (UDA)	5,300
Carry forward general activity (UDA)	0
18/19 Contracted orthodontic activity (UOA)	0
Carry forward orthodontic activity (UOA)	0
Baseline contract value	£132,651.99

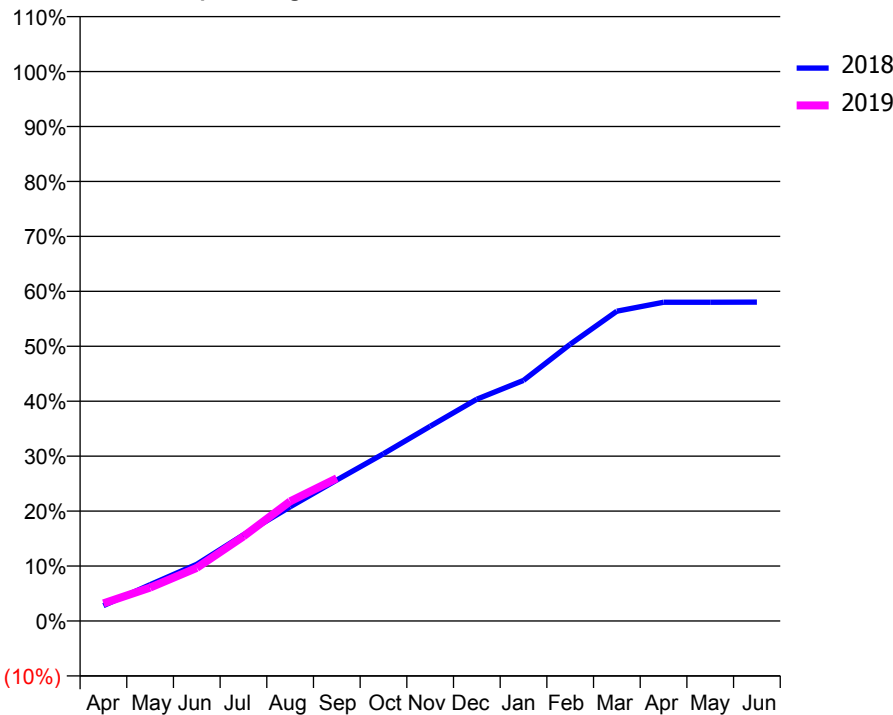
ACCESS*

Patients seen in 24 months	Total	Change since previous quarter
Quarter ending September 2017	1,370	
Quarter ending December 2017	1,360	→
Quarter ending March 2018	1,350	→
Quarter ending June 2018	1,343	→
Quarter ending September 2018	1,346	→
Variance since September 2017	(1.8%)	↓



ACTIVITY

Cumulative percentage of contracted UDA delivered 2018 & 2019



Month	Adjusted Scheduled Activity (UDA)	
	2018	2019
April	149	171
May	350	322
June	548	512
July	832	816
August	1,102	1,154
September	1,360	1,376
October	1,614	
November	1,878	
December	2,139	
January	2,321	
February	2,669	
March	2,989	
April	3,074	
May	3,074	
June	3,075	

QUALITY

	Quantity	Base Number	Contract	AT	Region	England
% of FP17s for the same patient ID Re-attending within 3 months - Children	93	891	10.4%	12.0%	12.2%	11.6%
% of FP17s for the same patient ID Re-attending within 3 months - Adults	1	54	1.9%	16.0%	15.8%	15.5%
% of FP17s for the same patient ID Re-attending between 3 & 9 months - Children	556	891	62.4%	58.2%	60.3%	58.8%
% of FP17s for the same patient ID Re-attending between 3 & 9 months - Adults	34	54	63.0%	51.6%	53.5%	51.1%
% of FP17s for Band 1 Urgent Courses	48	874	5.5%	10.1%	9.1%	9.0%
% of FP17s Relating to Free Repair or Replacements	0	874	0.0%	0.8%	1.0%	0.8%
% of FP17s Relating to Continuations	0	874	0.0%	0.9%	1.0%	0.9%
% of Patients satisfied with the dentistry they have received	0	0	N/A	94.9%	93.6%	93.3%
% of Patients satisfied with the time they had to wait for an appointment	0	0	N/A	89.4%	89.8%	88.9%

* This is based on patients treated on this contract for their most recent course of treatment. Figures in italics indicate the base number of FP17s or Patient Questionnaire responses are less than 100. N/A is shown where the base number of responses is less than 10 during the period. % is calculated as Quantity/Base number*100

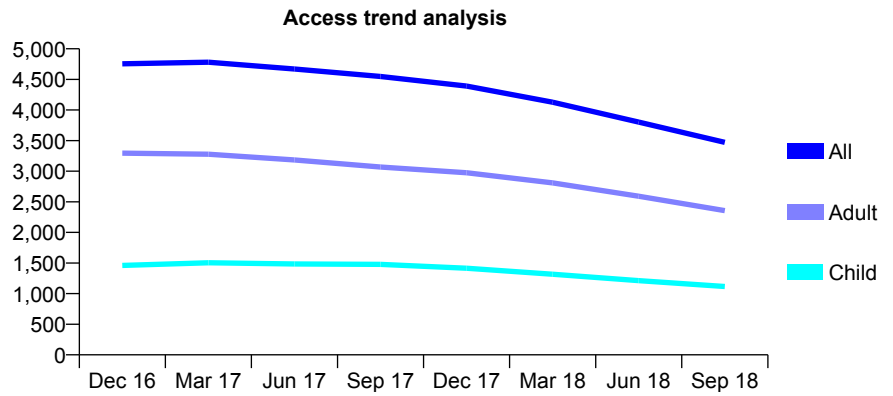
Q46 - Vital Signs At a Glance Contract Report for 643602/0001 - September 2018

Name or company name	MR EF FISHER
Contract type name	GDS Contract
Purpose of contract	General
Contract start date	30/10/2006
Contract end date	

18/19 Contracted general activity (UDA)	15,273
Carry forward general activity (UDA)	0
18/19 Contracted orthodontic activity (UOA)	0
Carry forward orthodontic activity (UOA)	0
Baseline contract value	£394,922.58

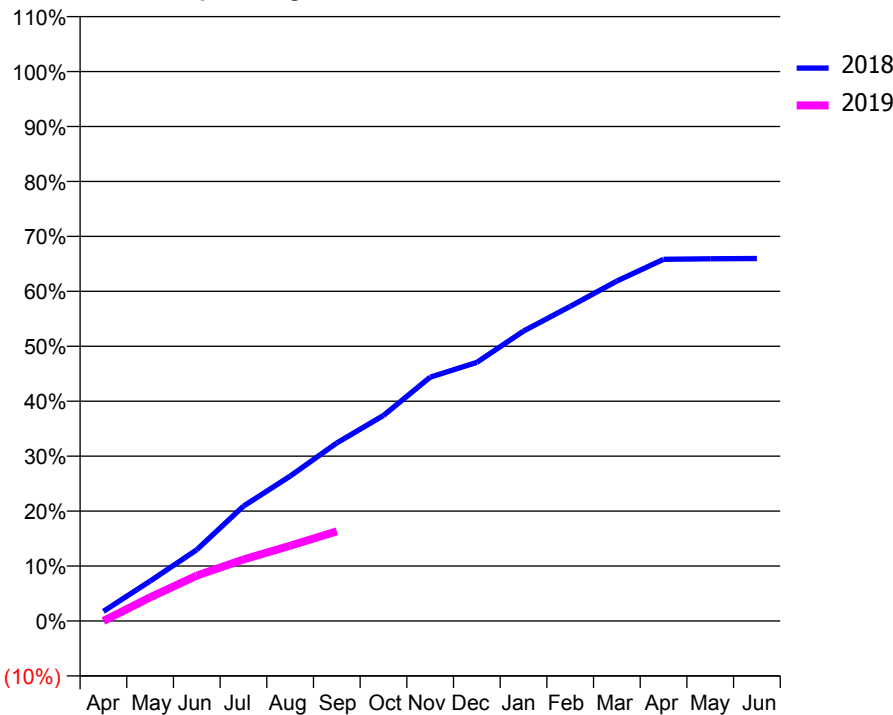
ACCESS*

Patients seen in 24 months	Total	Change since previous quarter
Quarter ending September 2017	4,547	
Quarter ending December 2017	4,390	↓
Quarter ending March 2018	4,128	↓
Quarter ending June 2018	3,803	↓
Quarter ending September 2018	3,472	↓
Variance since September 2017	(23.6%)	↓



ACTIVITY

Cumulative percentage of contracted UDA delivered 2018 & 2019



Month	Adjusted Scheduled Activity (UDA)	
	2018	2019
April	267	0
May	1,108	657
June	1,983	1,260
July	3,193	1,710
August	4,026	2,091
September	4,950	2,494
October	5,714	
November	6,776	
December	7,189	
January	8,060	
February	8,745	
March	9,449	
April	10,052	
May	10,069	
June	10,075	

QUALITY

	Quantity	Base Number	Contract	AT	Region	England
% of FP17s for the same patient ID Re-attending within 3 months - Children	19	468	4.1%	12.0%	12.2%	11.6%
% of FP17s for the same patient ID Re-attending within 3 months - Adults	209	1,160	18.0%	16.0%	15.8%	15.5%
% of FP17s for the same patient ID Re-attending between 3 & 9 months - Children	235	468	50.2%	58.2%	60.3%	58.8%
% of FP17s for the same patient ID Re-attending between 3 & 9 months - Adults	619	1,160	53.4%	51.6%	53.5%	51.1%
% of FP17s for Band 1 Urgent Courses	178	1,321	13.5%	10.1%	9.1%	9.0%
% of FP17s Relating to Free Repair or Replacements	24	1,321	1.8%	0.8%	1.0%	0.8%
% of FP17s Relating to Continuations	42	1,321	3.2%	0.9%	1.0%	0.9%
% of Patients satisfied with the dentistry they have received	1	1	N/A	94.9%	93.6%	93.3%
% of Patients satisfied with the time they had to wait for an appointment	0	1	N/A	89.4%	89.8%	88.9%

* This is based on patients treated on this contract for their most recent course of treatment. Figures in italics indicate the base number of FP17s or Patient Questionnaire responses are less than 100. N/A is shown where the base number of responses is less than 10 during the period. % is calculated as Quantity/Base number*100

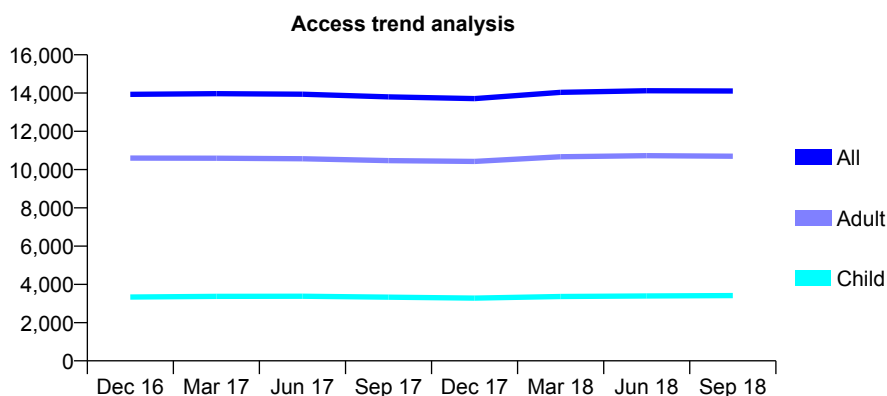
Q46 - Vital Signs At a Glance Contract Report for 649864/0001 - September 2018

Name or company name	MR AH BELL
Contract type name	GDS Contract
Purpose of contract	General
Contract start date	01/04/2006
Contract end date	

18/19 Contracted general activity (UDA)	36,956
Carry forward general activity (UDA)	0
18/19 Contracted orthodontic activity (UOA)	0
Carry forward orthodontic activity (UOA)	0
Baseline contract value	£1,120,211.13

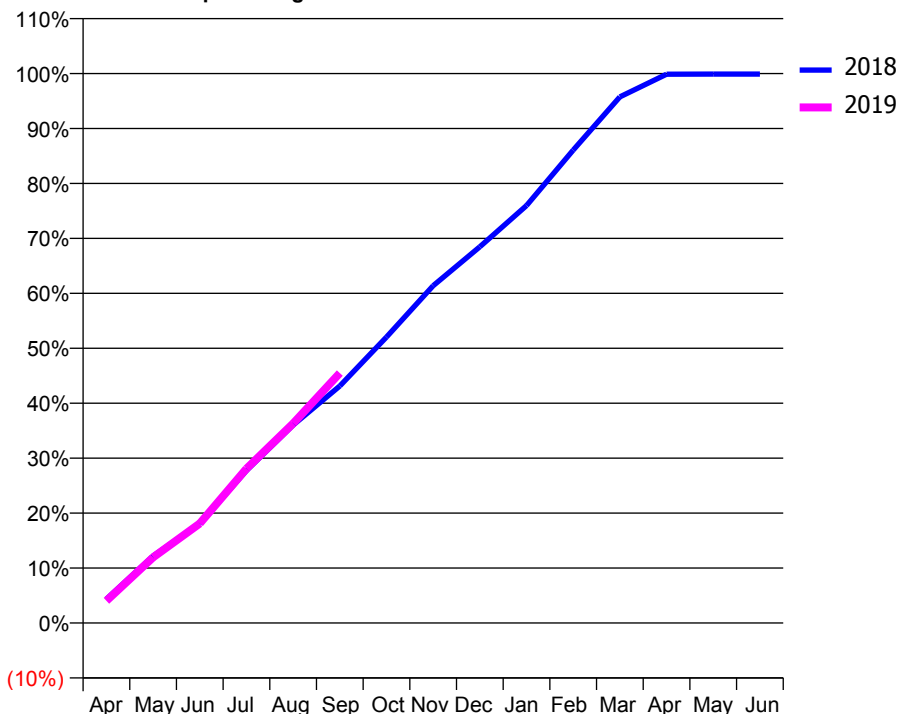
ACCESS*

Patients seen in 24 months	Total	Change since previous quarter
Quarter ending September 2017	13,798	
Quarter ending December 2017	13,707	→
Quarter ending March 2018	14,034	↑
Quarter ending June 2018	14,119	→
Quarter ending September 2018	14,110	→
Variance since September 2017	2.3%	↑



ACTIVITY

Cumulative percentage of contracted UDA delivered 2018 & 2019



Month	Adjusted Scheduled Activity (UDA)	
	2018	2019
April	1,611	1,491
May	4,510	4,416
June	6,686	6,692
July	10,252	10,377
August	13,317	13,425
September	15,945	16,811
October	19,230	
November	22,685	
December	25,305	
January	28,072	
February	31,803	
March	35,388	
April	36,905	
May	36,917	
June	36,917	

QUALITY

	Quantity	Base Number	Contract	AT	Region	England
% of FP17s for the same patient ID Re-attending within 3 months - Children	238	2,540	9.4%	12.0%	12.2%	11.6%
% of FP17s for the same patient ID Re-attending within 3 months - Adults	951	7,034	13.5%	16.0%	15.8%	15.5%
% of FP17s for the same patient ID Re-attending between 3 & 9 months - Children	1,430	2,540	56.3%	58.2%	60.3%	58.8%
% of FP17s for the same patient ID Re-attending between 3 & 9 months - Adults	3,354	7,034	47.7%	51.6%	53.5%	51.1%
% of FP17s for Band 1 Urgent Courses	1,034	8,877	11.6%	10.1%	9.1%	9.0%
% of FP17s Relating to Free Repair or Replacements	111	8,877	1.3%	0.8%	1.0%	0.8%
% of FP17s Relating to Continuations	166	8,877	1.9%	0.9%	1.0%	0.9%
% of Patients satisfied with the dentistry they have received	4	4	N/A	94.9%	93.6%	93.3%
% of Patients satisfied with the time they had to wait for an appointment	4	4	N/A	89.4%	89.8%	88.9%

* This is based on patients treated on this contract for their most recent course of treatment. Figures in italics indicate the base number of FP17s or Patient Questionnaire responses are less than 100. N/A is shown where the base number of responses is less than 10 during the period. % is calculated as Quantity/Base number*100

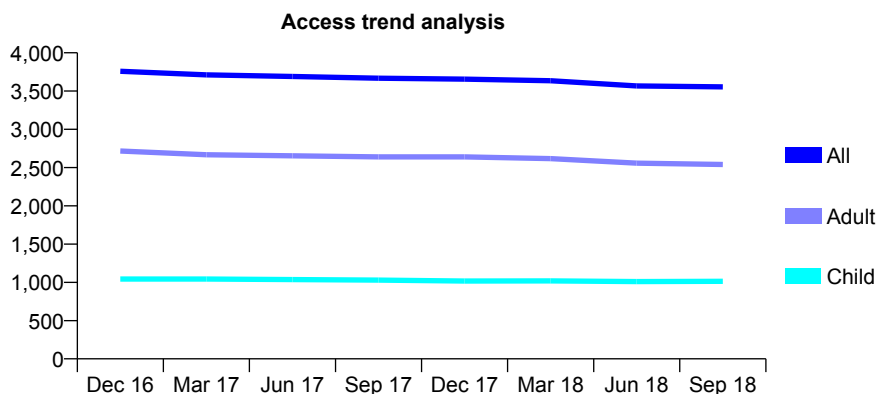
Q46 - Vital Signs At a Glance Contract Report for 653675/0001 - September 2018

Name or company name	MR WA JACK
Contract type name	GDS Contract
Purpose of contract	General
Contract start date	01/04/2006
Contract end date	

18/19 Contracted general activity (UDA)	9,559
Carry forward general activity (UDA)	0
18/19 Contracted orthodontic activity (UOA)	0
Carry forward orthodontic activity (UOA)	0
Baseline contract value	£308,202.15

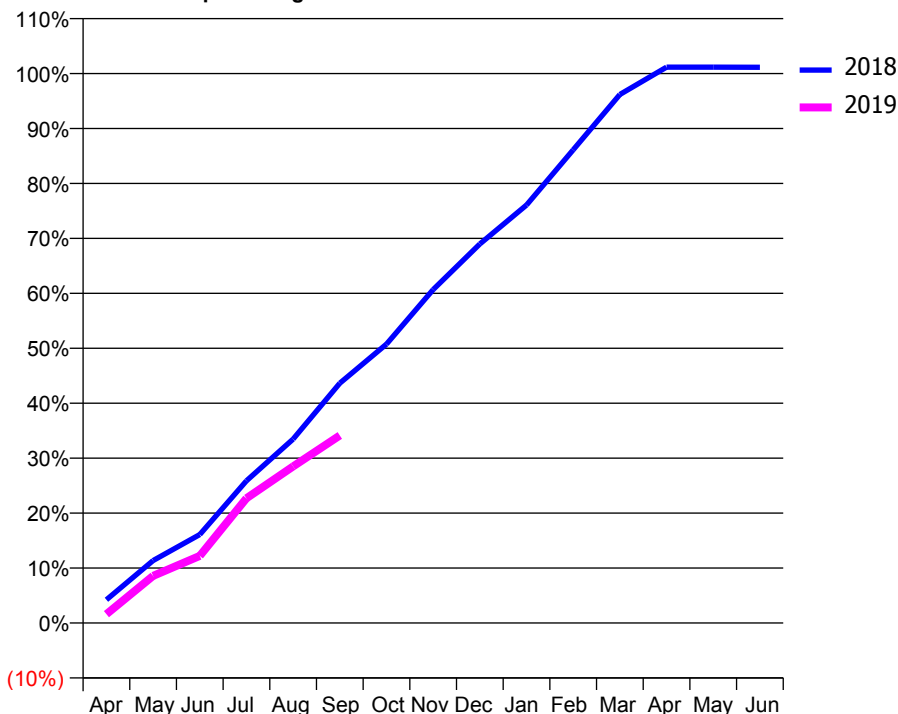
ACCESS*

Patients seen in 24 months	Total	Change since previous quarter
Quarter ending September 2017	3,668	
Quarter ending December 2017	3,656	→
Quarter ending March 2018	3,635	→
Quarter ending June 2018	3,567	↓
Quarter ending September 2018	3,554	→
Variance since September 2017	(3.1%)	↓



ACTIVITY

Cumulative percentage of contracted UDA delivered 2018 & 2019



Month	Adjusted Scheduled Activity (UDA)	
	2018	2019
April	405	155
May	1,086	820
June	1,538	1,167
July	2,474	2,169
August	3,199	2,723
September	4,171	3,262
October	4,851	
November	5,799	
December	6,594	
January	7,271	
February	8,231	
March	9,194	
April	9,669	
May	9,669	
June	9,667	

QUALITY

	Quantity	Base Number	Contract	AT	Region	England
% of FP17s for the same patient ID Re-attending within 3 months - Children	76	609	12.5%	12.0%	12.2%	11.6%
% of FP17s for the same patient ID Re-attending within 3 months - Adults	289	1,411	20.5%	16.0%	15.8%	15.5%
% of FP17s for the same patient ID Re-attending between 3 & 9 months - Children	235	609	38.6%	58.2%	60.3%	58.8%
% of FP17s for the same patient ID Re-attending between 3 & 9 months - Adults	490	1,411	34.7%	51.6%	53.5%	51.1%
% of FP17s for Band 1 Urgent Courses	277	1,399	19.8%	10.1%	9.1%	9.0%
% of FP17s Relating to Free Repair or Replacements	20	1,399	1.4%	0.8%	1.0%	0.8%
% of FP17s Relating to Continuations	12	1,399	0.9%	0.9%	1.0%	0.9%
% of Patients satisfied with the dentistry they have received	3	3	N/A	94.9%	93.6%	93.3%
% of Patients satisfied with the time they had to wait for an appointment	3	3	N/A	89.4%	89.8%	88.9%

* This is based on patients treated on this contract for their most recent course of treatment. Figures in italics indicate the base number of FP17s or Patient Questionnaire responses are less than 100. N/A is shown where the base number of responses is less than 10 during the period. % is calculated as Quantity/Base number*100

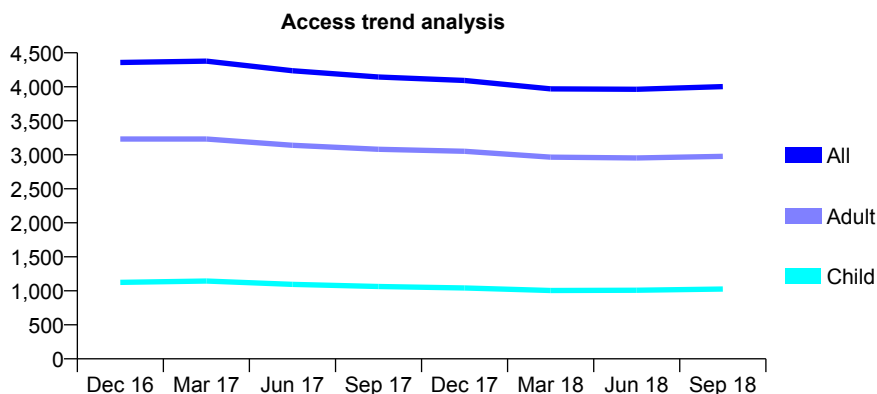
Q46 - Vital Signs At a Glance Contract Report for 654159/0001 - September 2018

Name or company name	MISS SA GREEN
Contract type name	GDS Contract
Purpose of contract	General
Contract start date	01/04/2006
Contract end date	

18/19 Contracted general activity (UDA)	11,993
Carry forward general activity (UDA)	0
18/19 Contracted orthodontic activity (UOA)	0
Carry forward orthodontic activity (UOA)	0
Baseline contract value	£331,523.81

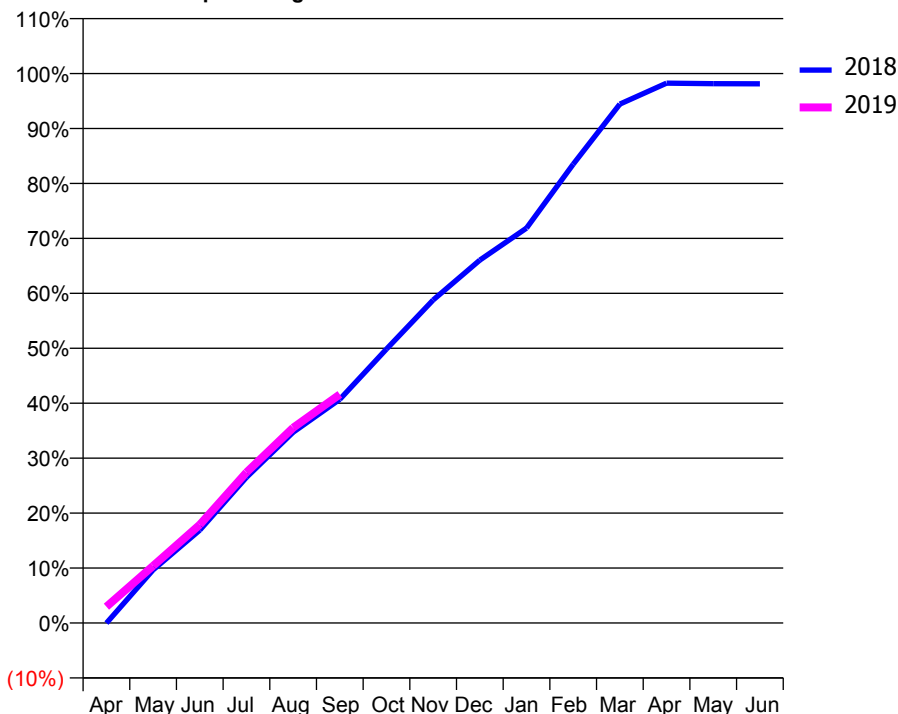
ACCESS*

Patients seen in 24 months	Total	Change since previous quarter
Quarter ending September 2017	4,145	
Quarter ending December 2017	4,094	↓
Quarter ending March 2018	3,969	↓
Quarter ending June 2018	3,963	→
Quarter ending September 2018	4,003	→
Variance since September 2017	(3.4%)	↓



ACTIVITY

Cumulative percentage of contracted UDA delivered 2018 & 2019



Month	Adjusted Scheduled Activity (UDA)	
	2018	2019
April	-4	356
May	1,160	1,248
June	2,026	2,146
July	3,179	3,287
August	4,165	4,263
September	4,883	4,989
October	5,979	
November	7,050	
December	7,919	
January	8,618	
February	10,014	
March	11,324	
April	11,782	
May	11,770	
June	11,769	

QUALITY

	Quantity	Base Number	Contract	AT	Region	England
% of FP17s for the same patient ID Re-attending within 3 months - Children	101	757	13.3%	12.0%	12.2%	11.6%
% of FP17s for the same patient ID Re-attending within 3 months - Adults	270	1,870	14.4%	16.0%	15.8%	15.5%
% of FP17s for the same patient ID Re-attending between 3 & 9 months - Children	350	757	46.2%	58.2%	60.3%	58.8%
% of FP17s for the same patient ID Re-attending between 3 & 9 months - Adults	705	1,870	37.7%	51.6%	53.5%	51.1%
% of FP17s for Band 1 Urgent Courses	272	2,429	11.2%	10.1%	9.1%	9.0%
% of FP17s Relating to Free Repair or Replacements	35	2,429	1.4%	0.8%	1.0%	0.8%
% of FP17s Relating to Continuations	74	2,429	3.0%	0.9%	1.0%	0.9%
% of Patients satisfied with the dentistry they have received	2	2	N/A	94.9%	93.6%	93.3%
% of Patients satisfied with the time they had to wait for an appointment	2	2	N/A	89.4%	89.8%	88.9%

* This is based on patients treated on this contract for their most recent course of treatment. Figures in italics indicate the base number of FP17s or Patient Questionnaire responses are less than 100. N/A is shown where the base number of responses is less than 10 during the period. % is calculated as Quantity/Base number*100

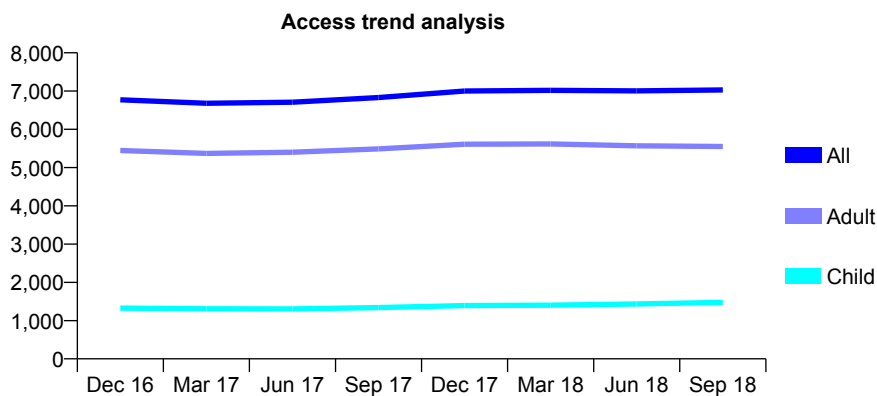
Q46 - Vital Signs At a Glance Contract Report for 654388/0001 - September 2018

Name or company name	MR RJ DUNCALF
Contract type name	GDS Contract
Purpose of contract	General
Contract start date	01/04/2006
Contract end date	

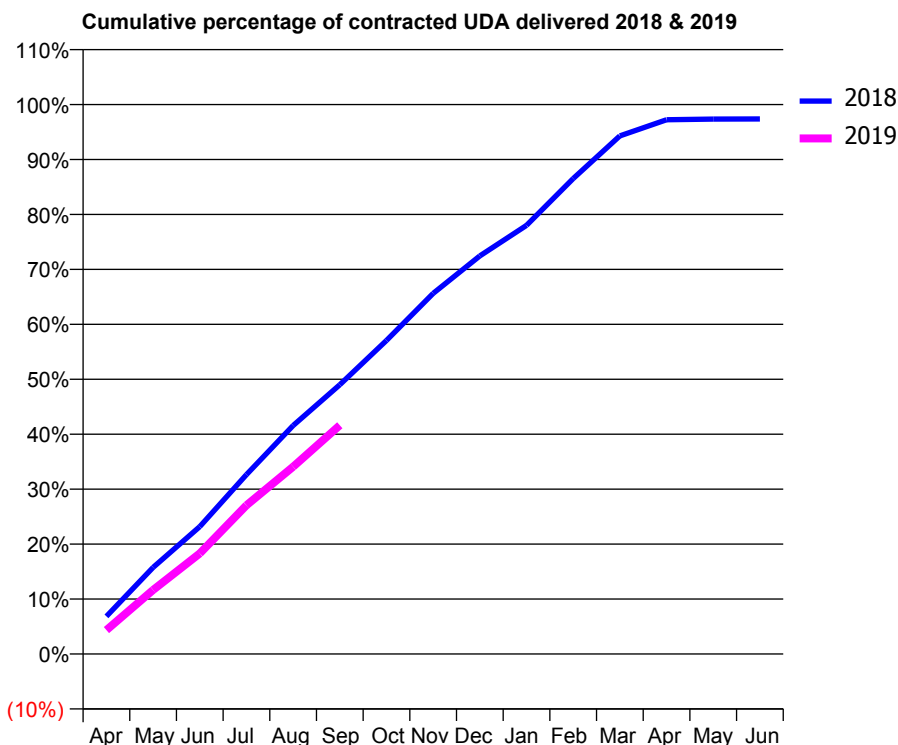
18/19 Contracted general activity (UDA)	18,070
Carry forward general activity (UDA)	0
18/19 Contracted orthodontic activity (UOA)	0
Carry forward orthodontic activity (UOA)	0
Baseline contract value	£453,053.68

ACCESS*

Patients seen in 24 months	Total	Change since previous quarter
Quarter ending September 2017	6,829	
Quarter ending December 2017	7,001	↑
Quarter ending March 2018	7,020	→
Quarter ending June 2018	7,004	→
Quarter ending September 2018	7,029	→
Variance since September 2017	2.9%	↑



ACTIVITY



Adjusted Scheduled Activity (UDA)		
Month	2018	2019
April	1,238	785
May	2,848	2,108
June	4,190	3,307
July	5,900	4,890
August	7,513	6,160
September	8,854	7,521
October	10,313	
November	11,861	
December	13,091	
January	14,097	
February	15,633	
March	17,037	
April	17,567	
May	17,590	
June	17,593	

QUALITY

	Quantity	Base Number	Contract	AT	Region	England
% of FP17s for the same patient ID Re-attending within 3 months - Children	124	1,255	9.9%	12.0%	12.2%	11.6%
% of FP17s for the same patient ID Re-attending within 3 months - Adults	356	3,963	9.0%	16.0%	15.8%	15.5%
% of FP17s for the same patient ID Re-attending between 3 & 9 months - Children	825	1,255	65.7%	58.2%	60.3%	58.8%
% of FP17s for the same patient ID Re-attending between 3 & 9 months - Adults	2,712	3,963	68.4%	51.6%	53.5%	51.1%
% of FP17s for Band 1 Urgent Courses	267	4,909	5.4%	10.1%	9.1%	9.0%
% of FP17s Relating to Free Repair or Replacements	56	4,909	1.1%	0.8%	1.0%	0.8%
% of FP17s Relating to Continuations	65	4,909	1.3%	0.9%	1.0%	0.9%
% of Patients satisfied with the dentistry they have received	7	7	N/A	94.9%	93.6%	93.3%
% of Patients satisfied with the time they had to wait for an appointment	7	7	N/A	89.4%	89.8%	88.9%

* This is based on patients treated on this contract for their most recent course of treatment. Figures in italics indicate the base number of FP17s or Patient Questionnaire responses are less than 100. N/A is shown where the base number of responses is less than 10 during the period. % is calculated as Quantity/Base number*100

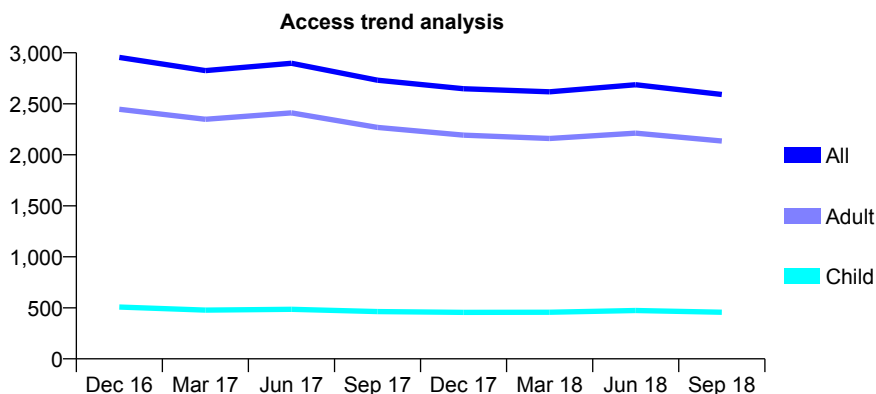
Q46 - Vital Signs At a Glance Contract Report for 656577/0001 - September 2018

Name or company name	MR C CARRE
Contract type name	GDS Contract
Purpose of contract	General
Contract start date	01/04/2006
Contract end date	

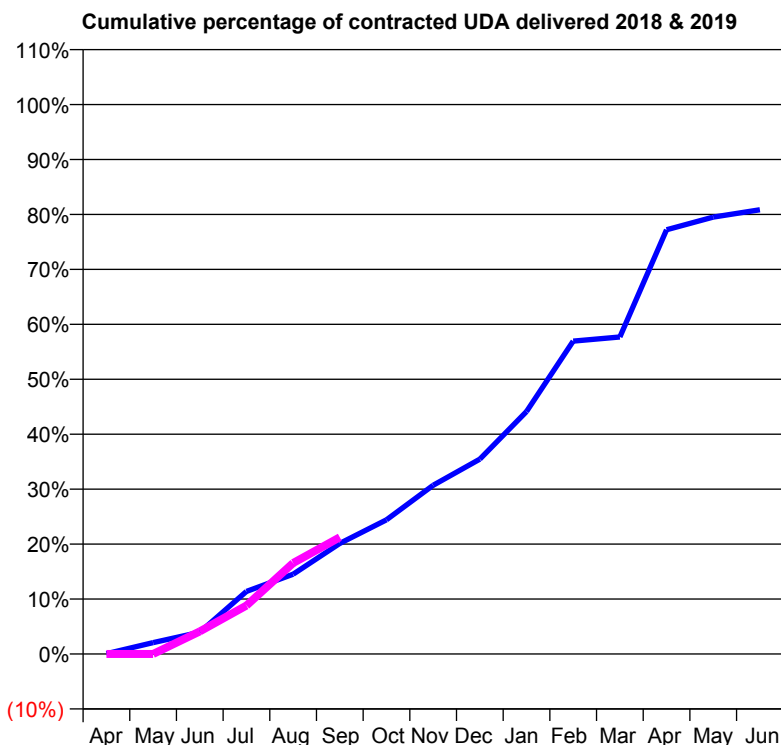
18/19 Contracted general activity (UDA)	9,963
Carry forward general activity (UDA)	0
18/19 Contracted orthodontic activity (UOA)	0
Carry forward orthodontic activity (UOA)	0
Baseline contract value	£246,344.67

ACCESS*

Patients seen in 24 months	Total	Change since previous quarter
Quarter ending September 2017	2,732	
Quarter ending December 2017	2,648	↓
Quarter ending March 2018	2,617	↓
Quarter ending June 2018	2,687	↑
Quarter ending September 2018	2,592	↓
Variance since September 2017	(5.1%)	↓



ACTIVITY



Month	Adjusted Scheduled Activity (UDA)	
	2018	2019
April	5	1
May	208	1
June	395	410
July	1,136	878
August	1,447	1,651
September	2,005	2,117
October	2,434	
November	3,059	
December	3,533	
January	4,396	
February	5,672	
March	5,748	
April	7,691	
May	7,921	
June	8,054	

QUALITY

	Quantity	Base Number	Contract	AT	Region	England
% of FP17s for the same patient ID Re-attending within 3 months - Children	9	242	3.7%	12.0%	12.2%	11.6%
% of FP17s for the same patient ID Re-attending within 3 months - Adults	164	1,295	12.7%	16.0%	15.8%	15.5%
% of FP17s for the same patient ID Re-attending between 3 & 9 months - Children	80	242	33.1%	58.2%	60.3%	58.8%
% of FP17s for the same patient ID Re-attending between 3 & 9 months - Adults	481	1,295	37.1%	51.6%	53.5%	51.1%
% of FP17s for Band 1 Urgent Courses	19	856	2.2%	10.1%	9.1%	9.0%
% of FP17s Relating to Free Repair or Replacements	7	856	0.8%	0.8%	1.0%	0.8%
% of FP17s Relating to Continuations	9	856	1.1%	0.9%	1.0%	0.9%
% of Patients satisfied with the dentistry they have received	2	2	N/A	94.9%	93.6%	93.3%
% of Patients satisfied with the time they had to wait for an appointment	2	2	N/A	89.4%	89.8%	88.9%

* This is based on patients treated on this contract for their most recent course of treatment. Figures in italics indicate the base number of FP17s or Patient Questionnaire responses are less than 100. N/A is shown where the base number of responses is less than 10 during the period. % is calculated as Quantity/Base number*100

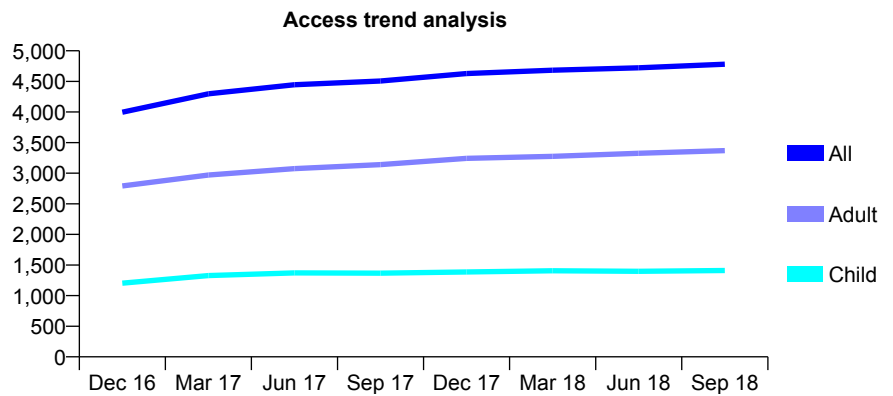
Q46 - Vital Signs At a Glance Contract Report for 676616/0001 - September 2018

Name or company name	MR RJ DORRINGTON
Contract type name	Pilot Contract
Purpose of contract	General and Orthodontic
Contract start date	01/04/2006
Contract end date	

18/19 Contracted general activity (UDA)	13,620
Carry forward general activity (UDA)	0
18/19 Contracted orthodontic activity (UOA)	1,482
Carry forward orthodontic activity (UOA)	0
Baseline contract value	£405,264.28

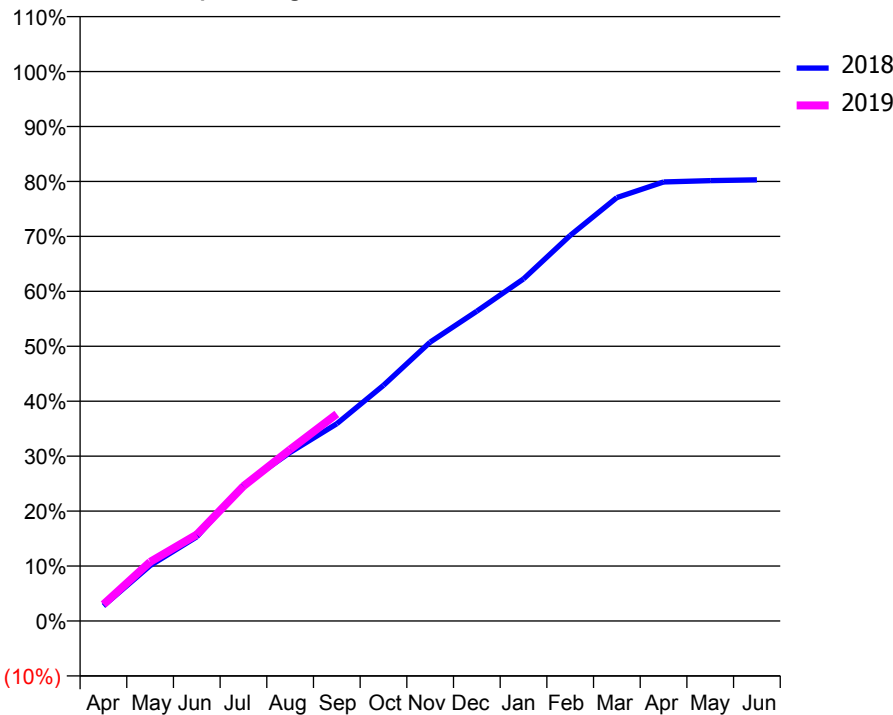
ACCESS*

Patients seen in 24 months	Total	Change since previous quarter
Quarter ending September 2017	4,507	
Quarter ending December 2017	4,629	↑
Quarter ending March 2018	4,683	→
Quarter ending June 2018	4,723	→
Quarter ending September 2018	4,780	→
Variance since September 2017	6.1%	↑



ACTIVITY

Cumulative percentage of contracted UDA delivered 2018 & 2019



Month	Adjusted Scheduled Activity (UDA)	
	2018	2019
April	376	412
May	1,375	1,466
June	2,086	2,142
July	3,369	3,342
August	4,180	4,252
September	4,889	5,132
October	5,843	
November	6,913	
December	7,680	
January	8,481	
February	9,556	
March	10,496	
April	10,883	
May	10,916	
June	10,934	

QUALITY

	Quantity	Base Number	Contract	AT	Region	England
% of FP17s for the same patient ID Re-attending within 3 months - Children	83	1,027	8.1%	12.0%	12.2%	11.6%
% of FP17s for the same patient ID Re-attending within 3 months - Adults	359	2,071	17.3%	16.0%	15.8%	15.5%
% of FP17s for the same patient ID Re-attending between 3 & 9 months - Children	495	1,027	48.2%	58.2%	60.3%	58.8%
% of FP17s for the same patient ID Re-attending between 3 & 9 months - Adults	724	2,071	35.0%	51.6%	53.5%	51.1%
% of FP17s for Band 1 Urgent Courses	126	2,623	4.8%	10.1%	9.1%	9.0%
% of FP17s Relating to Free Repair or Replacements	63	2,623	2.4%	0.8%	1.0%	0.8%
% of FP17s Relating to Continuations	7	2,623	0.3%	0.9%	1.0%	0.9%
% of Patients satisfied with the dentistry they have received	2	2	N/A	94.9%	93.6%	93.3%
% of Patients satisfied with the time they had to wait for an appointment	2	2	N/A	89.4%	89.8%	88.9%

* This is based on patients treated on this contract for their most recent course of treatment. Figures in italics indicate the base number of FP17s or Patient Questionnaire responses are less than 100. N/A is shown where the base number of responses is less than 10 during the period. % is calculated as Quantity/Base number*100

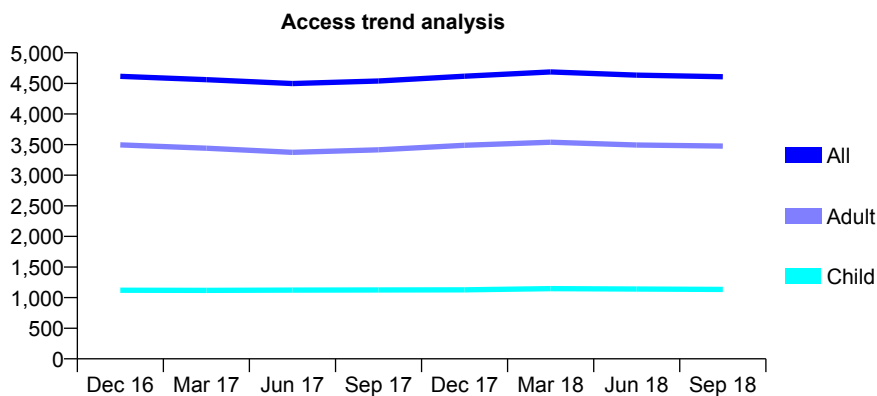
Q46 - Vital Signs At a Glance Contract Report for 678821/0001 - September 2018

Name or company name	MR DB SINGH
Contract type name	GDS Contract
Purpose of contract	General
Contract start date	01/04/2006
Contract end date	

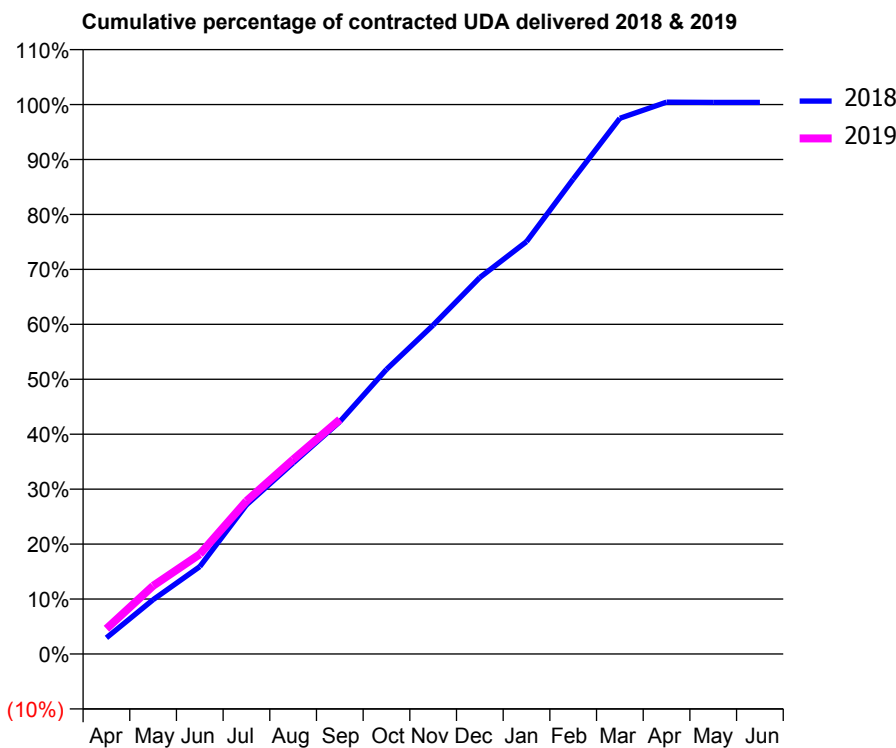
18/19 Contracted general activity (UDA)	16,876
Carry forward general activity (UDA)	0
18/19 Contracted orthodontic activity (UOA)	0
Carry forward orthodontic activity (UOA)	0
Baseline contract value	£543,857.74

ACCESS*

Patients seen in 24 months	Total	Change since previous quarter
Quarter ending September 2017	4,539	
Quarter ending December 2017	4,617	→
Quarter ending March 2018	4,688	→
Quarter ending June 2018	4,635	↓
Quarter ending September 2018	4,608	→
Variance since September 2017	1.5%	→



ACTIVITY



Month	Adjusted Scheduled Activity (UDA)	
	2018	2019
April	497	778
May	1,671	2,095
June	2,686	3,066
July	4,582	4,701
August	5,867	5,975
September	7,136	7,201
October	8,740	
November	10,101	
December	11,564	
January	12,664	
February	14,586	
March	16,451	
April	16,948	
May	16,941	
June	16,941	

QUALITY

	Quantity	Base Number	Contract	AT	Region	England
% of FP17s for the same patient ID Re-attending within 3 months - Children	69	851	8.1%	12.0%	12.2%	11.6%
% of FP17s for the same patient ID Re-attending within 3 months - Adults	219	2,384	9.2%	16.0%	15.8%	15.5%
% of FP17s for the same patient ID Re-attending between 3 & 9 months - Children	558	851	65.6%	58.2%	60.3%	58.8%
% of FP17s for the same patient ID Re-attending between 3 & 9 months - Adults	1,556	2,384	65.3%	51.6%	53.5%	51.1%
% of FP17s for Band 1 Urgent Courses	229	3,048	7.5%	10.1%	9.1%	9.0%
% of FP17s Relating to Free Repair or Replacements	15	3,048	0.5%	0.8%	1.0%	0.8%
% of FP17s Relating to Continuations	9	3,048	0.3%	0.9%	1.0%	0.9%
% of Patients satisfied with the dentistry they have received	2	2	N/A	94.9%	93.6%	93.3%
% of Patients satisfied with the time they had to wait for an appointment	2	2	N/A	89.4%	89.8%	88.9%

* This is based on patients treated on this contract for their most recent course of treatment. Figures in italics indicate the base number of FP17s or Patient Questionnaire responses are less than 100. N/A is shown where the base number of responses is less than 10 during the period. % is calculated as Quantity/Base number*100

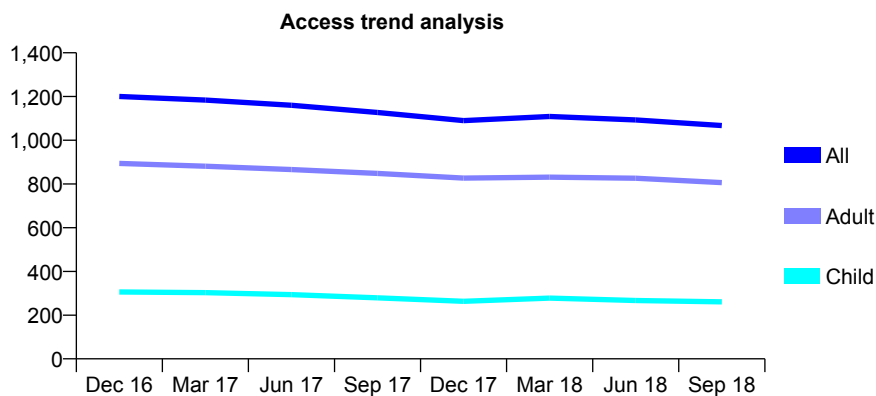
Q46 - Vital Signs At a Glance Contract Report for 679224/0001 - September 2018

Name or company name	Mr V Singla
Contract type name	GDS Contract
Purpose of contract	General and Orthodontic
Contract start date	01/04/2006
Contract end date	

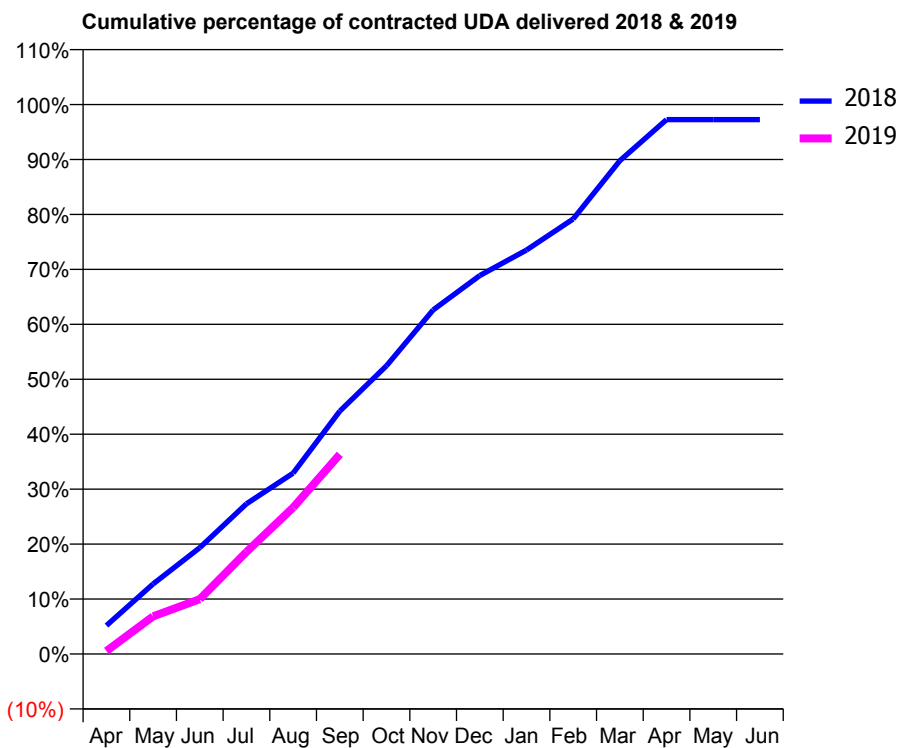
18/19 Contracted general activity (UDA)	3,916
Carry forward general activity (UDA)	0
18/19 Contracted orthodontic activity (UOA)	523
Carry forward orthodontic activity (UOA)	0
Baseline contract value	£152,768.19

ACCESS*

Patients seen in 24 months	Total	Change since previous quarter
Quarter ending September 2017	1,127	
Quarter ending December 2017	1,090	↓
Quarter ending March 2018	1,109	→
Quarter ending June 2018	1,093	↓
Quarter ending September 2018	1,067	↓
Variance since September 2017	(5.3%)	↓



ACTIVITY



Month	Adjusted Scheduled Activity (UDA)	
	2018	2019
April	203	21
May	500	268
June	757	391
July	1,071	727
August	1,289	1,044
September	1,731	1,423
October	2,054	
November	2,452	
December	2,698	
January	2,879	
February	3,101	
March	3,516	
April	3,808	
May	3,808	
June	3,808	

QUALITY

	Quantity	Base Number	Contract	AT	Region	England
% of FP17s for the same patient ID Re-attending within 3 months - Children	22	218	10.1%	12.0%	12.2%	11.6%
% of FP17s for the same patient ID Re-attending within 3 months - Adults	85	534	15.9%	16.0%	15.8%	15.5%
% of FP17s for the same patient ID Re-attending between 3 & 9 months - Children	104	218	47.7%	58.2%	60.3%	58.8%
% of FP17s for the same patient ID Re-attending between 3 & 9 months - Adults	267	534	50.0%	51.6%	53.5%	51.1%
% of FP17s for Band 1 Urgent Courses	66	659	10.0%	10.1%	9.1%	9.0%
% of FP17s Relating to Free Repair or Replacements	1	659	0.2%	0.8%	1.0%	0.8%
% of FP17s Relating to Continuations	0	659	0.0%	0.9%	1.0%	0.9%
% of Patients satisfied with the dentistry they have received	0	0	N/A	94.9%	93.6%	93.3%
% of Patients satisfied with the time they had to wait for an appointment	0	0	N/A	89.4%	89.8%	88.9%

* This is based on patients treated on this contract for their most recent course of treatment. Figures in italics indicate the base number of FP17s or Patient Questionnaire responses are less than 100. N/A is shown where the base number of responses is less than 10 during the period. % is calculated as Quantity/Base number*100

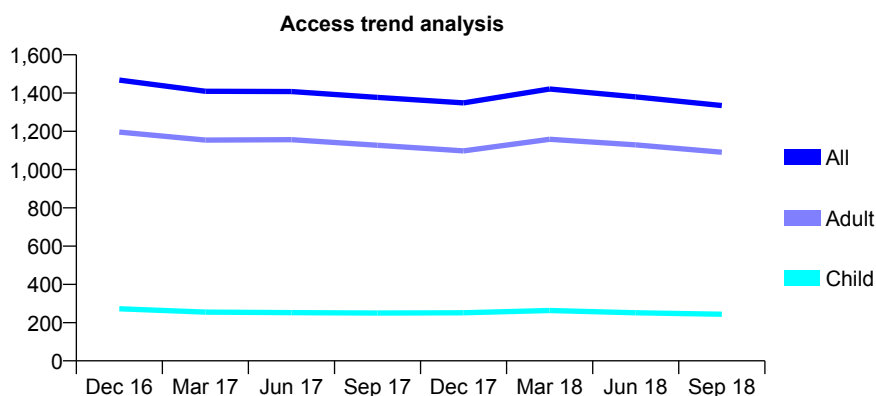
Q46 - Vital Signs At a Glance Contract Report for 682365/0013 - September 2018

Name or company name	MR QM JAFFRI
Contract type name	GDS Contract
Purpose of contract	General
Contract start date	01/01/2015
Contract end date	

18/19 Contracted general activity (UDA)	4,694
Carry forward general activity (UDA)	0
18/19 Contracted orthodontic activity (UOA)	0
Carry forward orthodontic activity (UOA)	0
Baseline contract value	£112,839.67

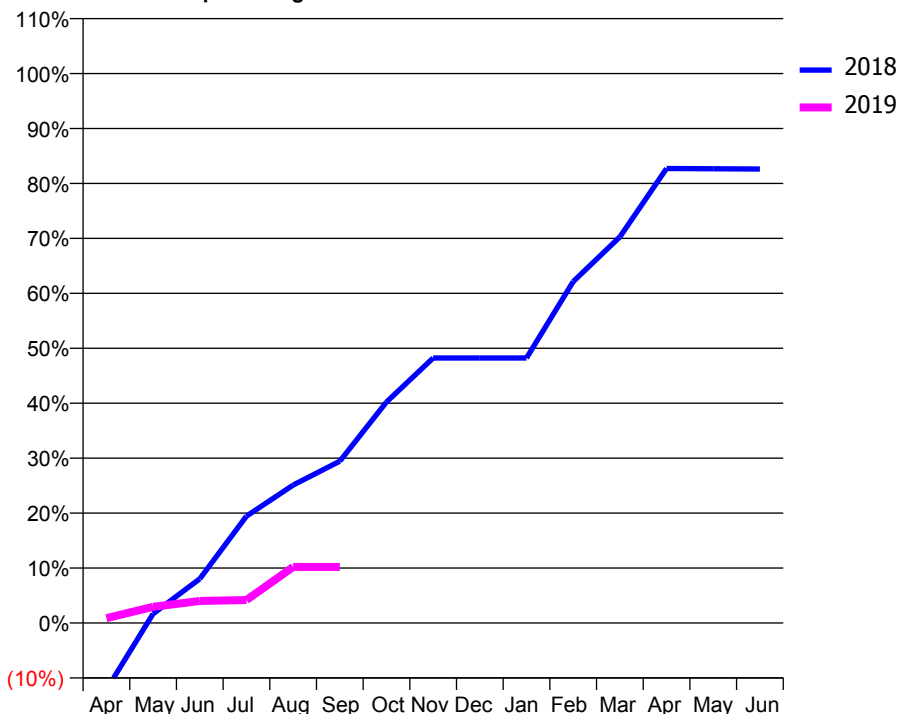
ACCESS*

Patients seen in 24 months	Total	Change since previous quarter
Quarter ending September 2017	1,377	
Quarter ending December 2017	1,349	↓
Quarter ending March 2018	1,421	↑
Quarter ending June 2018	1,380	↓
Quarter ending September 2018	1,335	↓
Variance since September 2017	(3.1%)	↓



ACTIVITY

Cumulative percentage of contracted UDA delivered 2018 & 2019



Adjusted Scheduled Activity (UDA)

Month	2018	2019
April	-570	42
May	79	138
June	377	189
July	913	196
August	1,178	479
September	1,382	479
October	1,889	
November	2,263	
December	2,263	
January	2,263	
February	2,917	
March	3,298	
April	3,883	
May	3,881	
June	3,878	

QUALITY

	Quantity	Base Number	Contract	AT	Region	England
% of FP17s for the same patient ID Re-attending within 3 months - Children	0	103	0.0%	12.0%	12.2%	11.6%
% of FP17s for the same patient ID Re-attending within 3 months - Adults	23	367	6.3%	16.0%	15.8%	15.5%
% of FP17s for the same patient ID Re-attending between 3 & 9 months - Children	56	103	54.4%	58.2%	60.3%	58.8%
% of FP17s for the same patient ID Re-attending between 3 & 9 months - Adults	183	367	49.9%	51.6%	53.5%	51.1%
% of FP17s for Band 1 Urgent Courses	5	175	2.9%	10.1%	9.1%	9.0%
% of FP17s Relating to Free Repair or Replacements	0	175	0.0%	0.8%	1.0%	0.8%
% of FP17s Relating to Continuations	1	175	0.6%	0.9%	1.0%	0.9%
% of Patients satisfied with the dentistry they have received	0	0	N/A	94.9%	93.6%	93.3%
% of Patients satisfied with the time they had to wait for an appointment	0	0	N/A	89.4%	89.8%	88.9%

* This is based on patients treated on this contract for their most recent course of treatment. Figures in italics indicate the base number of FP17s or Patient Questionnaire responses are less than 100. N/A is shown where the base number of responses is less than 10 during the period. % is calculated as Quantity/Base number*100

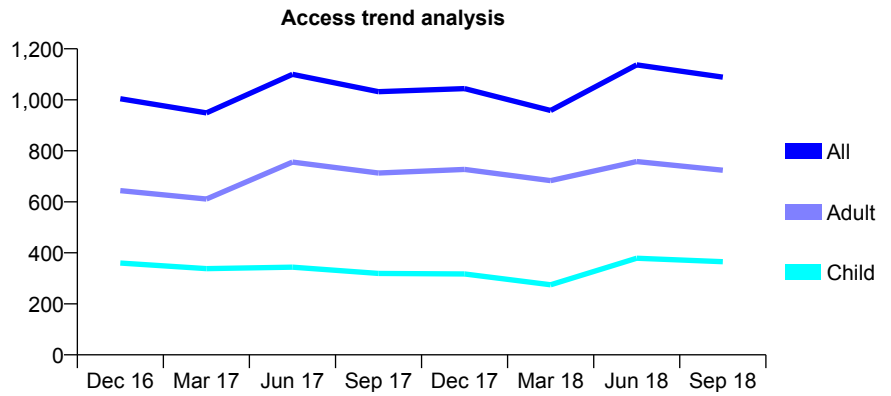
Q46 - Vital Signs At a Glance Contract Report for 683728/0001 - September 2018

Name or company name	MR N KHALID
Contract type name	GDS Contract
Purpose of contract	General
Contract start date	01/11/2014
Contract end date	

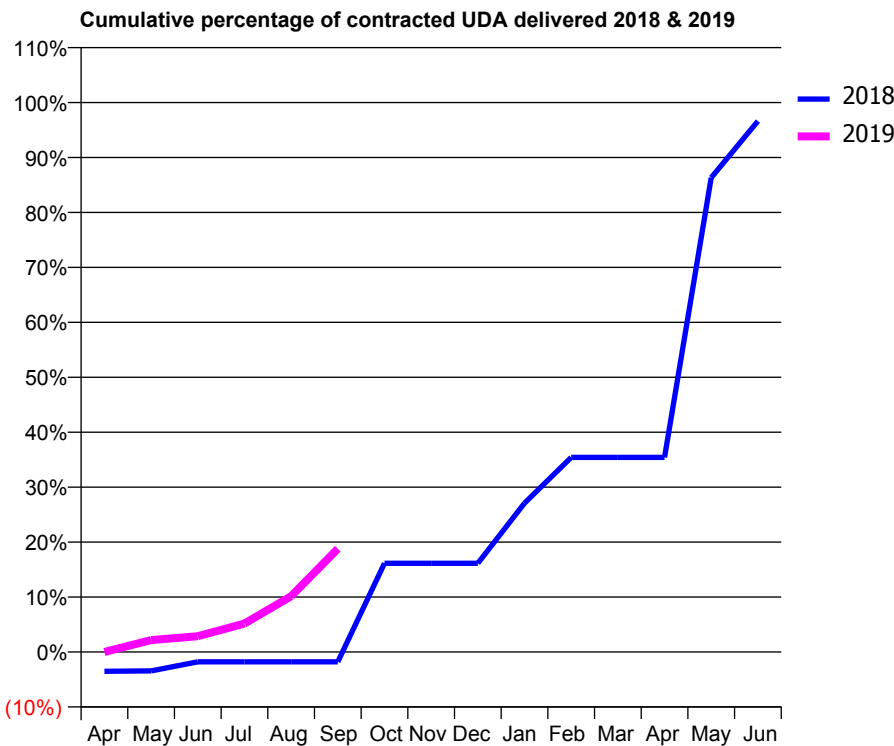
18/19 Contracted general activity (UDA)	4,751
Carry forward general activity (UDA)	0
18/19 Contracted orthodontic activity (UOA)	0
Carry forward orthodontic activity (UOA)	0
Baseline contract value	£158,828.83

ACCESS*

Patients seen in 24 months	Total	Change since previous quarter
Quarter ending September 2017	1,032	
Quarter ending December 2017	1,044	→
Quarter ending March 2018	958	↓
Quarter ending June 2018	1,137	↑
Quarter ending September 2018	1,089	↓
Variance since September 2017	5.5%	↑



ACTIVITY



Adjusted Scheduled Activity (UDA)		
Month	2018	2019
April	-168	0
May	-164	103
June	-86	137
July	-86	246
August	-86	482
September	-86	892
October	768	
November	768	
December	768	
January	1,287	
February	1,683	
March	1,683	
April	1,683	
May	4,101	
June	4,590	

QUALITY

	Quantity	Base Number	Contract	AT	Region	England
% of FP17s for the same patient ID Re-attending within 3 months - Children	24	354	6.8%	12.0%	12.2%	11.6%
% of FP17s for the same patient ID Re-attending within 3 months - Adults	51	432	11.8%	16.0%	15.8%	15.5%
% of FP17s for the same patient ID Re-attending between 3 & 9 months - Children	133	354	37.6%	58.2%	60.3%	58.8%
% of FP17s for the same patient ID Re-attending between 3 & 9 months - Adults	148	432	34.3%	51.6%	53.5%	51.1%
% of FP17s for Band 1 Urgent Courses	22	232	9.5%	10.1%	9.1%	9.0%
% of FP17s Relating to Free Repair or Replacements	0	232	0.0%	0.8%	1.0%	0.8%
% of FP17s Relating to Continuations	7	232	3.0%	0.9%	1.0%	0.9%
% of Patients satisfied with the dentistry they have received	2	5	N/A	94.9%	93.6%	93.3%
% of Patients satisfied with the time they had to wait for an appointment	4	5	N/A	89.4%	89.8%	88.9%

* This is based on patients treated on this contract for their most recent course of treatment. Figures in italics indicate the base number of FP17s or Patient Questionnaire responses are less than 100. N/A is shown where the base number of responses is less than 10 during the period. % is calculated as Quantity/Base number*100

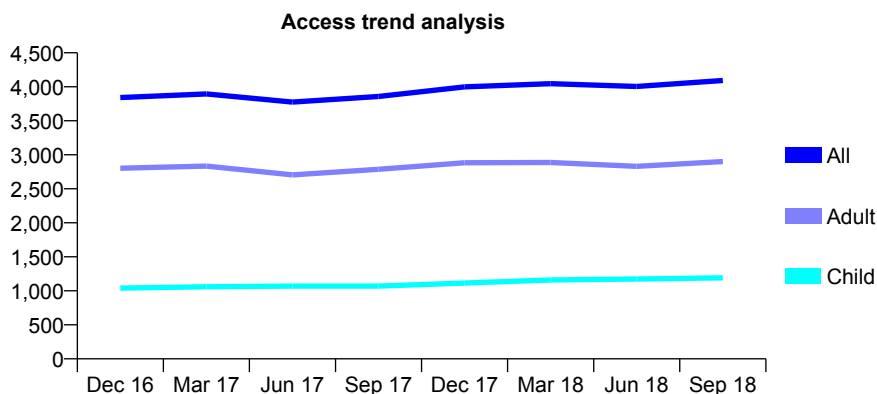
Q46 - Vital Signs At a Glance Contract Report for 683833/0001 - September 2018

Name or company name	MR N ARIF
Contract type name	GDS Contract
Purpose of contract	General
Contract start date	19/12/2012
Contract end date	

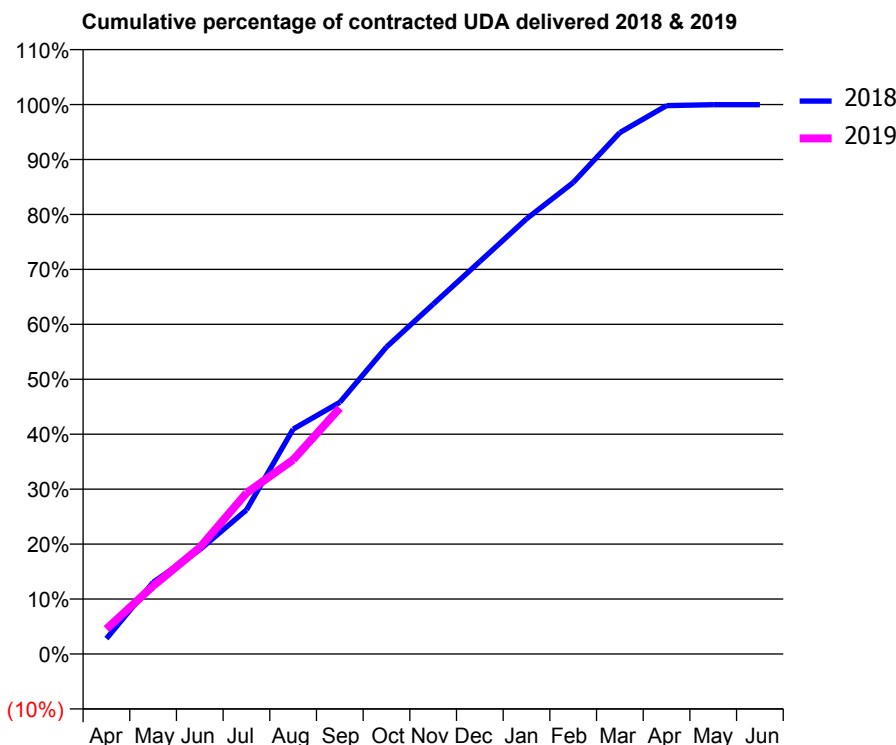
18/19 Contracted general activity (UDA)	9,892
Carry forward general activity (UDA)	0
18/19 Contracted orthodontic activity (UOA)	0
Carry forward orthodontic activity (UOA)	0
Baseline contract value	£236,556.11

ACCESS*

Patients seen in 24 months	Total	Change since previous quarter
Quarter ending September 2017	3,857	
Quarter ending December 2017	3,999	↑
Quarter ending March 2018	4,047	→
Quarter ending June 2018	4,004	↓
Quarter ending September 2018	4,093	↑
Variance since September 2017	6.1%	↑



ACTIVITY



Month	Adjusted Scheduled Activity (UDA)	
	2018	2019
April	276	451
May	1,289	1,225
June	1,878	1,916
July	2,594	2,898
August	4,049	3,497
September	4,530	4,427
October	5,527	
November	6,298	
December	7,065	
January	7,833	
February	8,487	
March	9,387	
April	9,872	
May	9,888	
June	9,888	

QUALITY

	Quantity	Base Number	Contract	AT	Region	England
% of FP17s for the same patient ID Re-attending within 3 months - Children	57	871	6.5%	12.0%	12.2%	11.6%
% of FP17s for the same patient ID Re-attending within 3 months - Adults	203	1,598	12.7%	16.0%	15.8%	15.5%
% of FP17s for the same patient ID Re-attending between 3 & 9 months - Children	535	871	61.4%	58.2%	60.3%	58.8%
% of FP17s for the same patient ID Re-attending between 3 & 9 months - Adults	714	1,598	44.7%	51.6%	53.5%	51.1%
% of FP17s for Band 1 Urgent Courses	130	2,254	5.8%	10.1%	9.1%	9.0%
% of FP17s Relating to Free Repair or Replacements	16	2,254	0.7%	0.8%	1.0%	0.8%
% of FP17s Relating to Continuations	41	2,254	1.8%	0.9%	1.0%	0.9%
% of Patients satisfied with the dentistry they have received	1	1	N/A	94.9%	93.6%	93.3%
% of Patients satisfied with the time they had to wait for an appointment	1	1	N/A	89.4%	89.8%	88.9%

* This is based on patients treated on this contract for their most recent course of treatment. Figures in italics indicate the base number of FP17s or Patient Questionnaire responses are less than 100. N/A is shown where the base number of responses is less than 10 during the period. % is calculated as Quantity/Base number*100

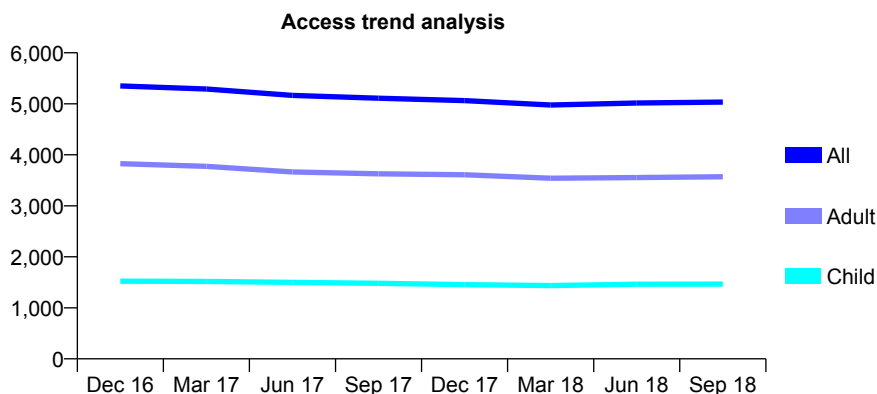
Q46 - Vital Signs At a Glance Contract Report for 684422/0001 - September 2018

Name or company name	MISS R AGGARWAL
Contract type name	GDS Contract
Purpose of contract	General
Contract start date	01/04/2006
Contract end date	

18/19 Contracted general activity (UDA)	16,100
Carry forward general activity (UDA)	0
18/19 Contracted orthodontic activity (UOA)	0
Carry forward orthodontic activity (UOA)	0
Baseline contract value	£454,076.81

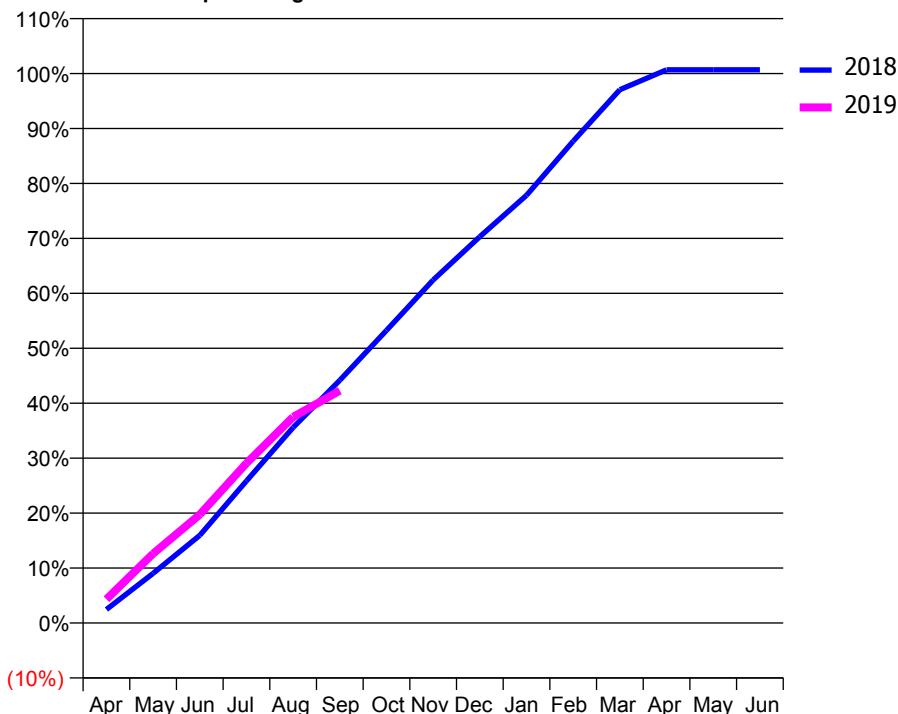
ACCESS*

Patients seen in 24 months	Total	Change since previous quarter
Quarter ending September 2017	5,109	
Quarter ending December 2017	5,062	→
Quarter ending March 2018	4,977	↓
Quarter ending June 2018	5,015	→
Quarter ending September 2018	5,035	→
Variance since September 2017	(1.4%)	↓



ACTIVITY

Cumulative percentage of contracted UDA delivered 2018 & 2019



Month	Adjusted Scheduled Activity (UDA)	
	2018	2019
April	396	696
May	1,454	2,035
June	2,569	3,180
July	4,164	4,681
August	5,729	6,037
September	7,113	6,809
October	8,575	
November	10,049	
December	11,322	
January	12,531	
February	14,117	
March	15,627	
April	16,208	
May	16,208	
June	16,209	

QUALITY

	Quantity	Base Number	Contract	AT	Region	England
% of FP17s for the same patient ID Re-attending within 3 months - Children	58	1,170	5.0%	12.0%	12.2%	11.6%
% of FP17s for the same patient ID Re-attending within 3 months - Adults	227	2,578	8.8%	16.0%	15.8%	15.5%
% of FP17s for the same patient ID Re-attending between 3 & 9 months - Children	787	1,170	67.3%	58.2%	60.3%	58.8%
% of FP17s for the same patient ID Re-attending between 3 & 9 months - Adults	1,752	2,578	68.0%	51.6%	53.5%	51.1%
% of FP17s for Band 1 Urgent Courses	102	3,493	2.9%	10.1%	9.1%	9.0%
% of FP17s Relating to Free Repair or Replacements	37	3,493	1.1%	0.8%	1.0%	0.8%
% of FP17s Relating to Continuations	20	3,493	0.6%	0.9%	1.0%	0.9%
% of Patients satisfied with the dentistry they have received	2	2	N/A	94.9%	93.6%	93.3%
% of Patients satisfied with the time they had to wait for an appointment	2	2	N/A	89.4%	89.8%	88.9%

* This is based on patients treated on this contract for their most recent course of treatment. Figures in italics indicate the base number of FP17s or Patient Questionnaire responses are less than 100. N/A is shown where the base number of responses is less than 10 during the period. % is calculated as Quantity/Base number*100

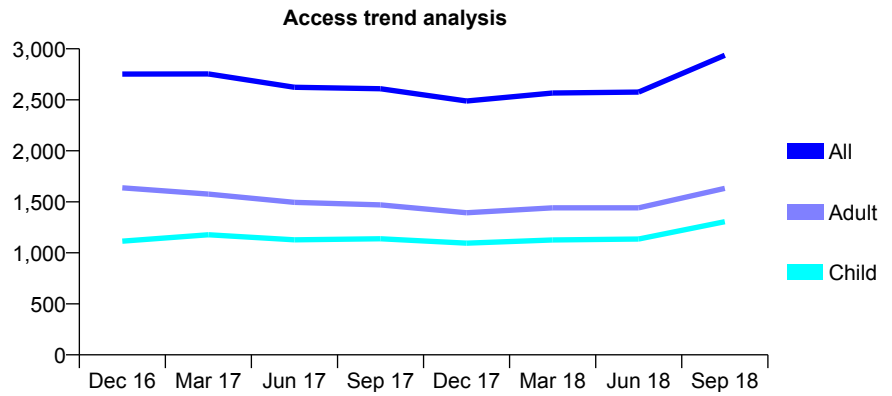
Q46 - Vital Signs At a Glance Contract Report for 685259/0001 - September 2018

Name or company name	MR N MOHAMMAD
Contract type name	GDS Contract
Purpose of contract	General
Contract start date	01/04/2006
Contract end date	

18/19 Contracted general activity (UDA)	6,949
Carry forward general activity (UDA)	0
18/19 Contracted orthodontic activity (UOA)	0
Carry forward orthodontic activity (UOA)	0
Baseline contract value	£191,977.21

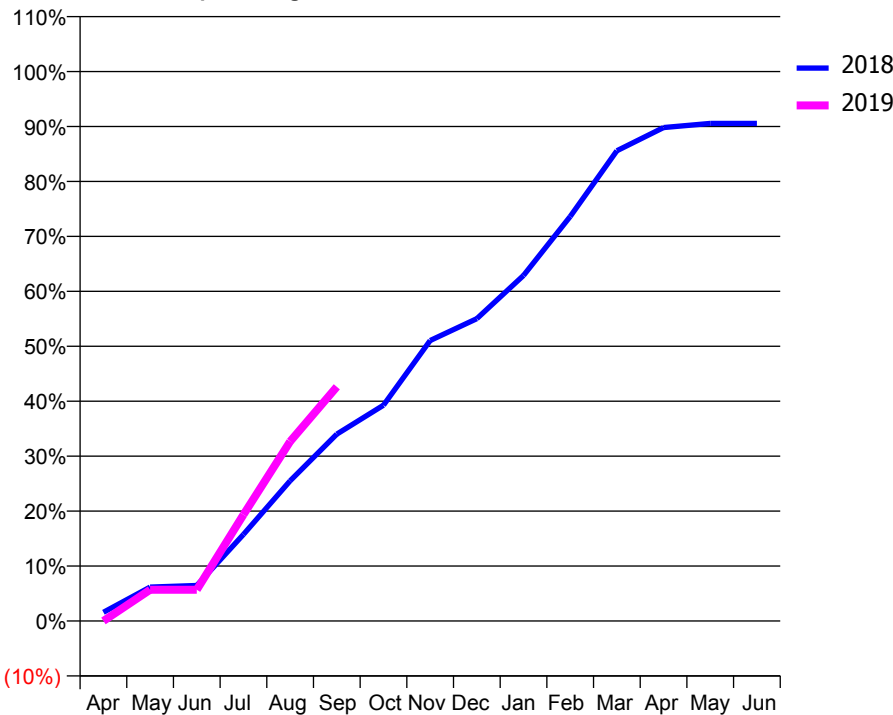
ACCESS*

Patients seen in 24 months	Total	Change since previous quarter
Quarter ending September 2017	2,608	
Quarter ending December 2017	2,488	↓
Quarter ending March 2018	2,567	↑
Quarter ending June 2018	2,576	→
Quarter ending September 2018	2,937	↑
Variance since September 2017	12.6%	↑



ACTIVITY

Cumulative percentage of contracted UDA delivered 2018 & 2019



Month	Adjusted Scheduled Activity (UDA)	
	2018	2019
April	111	0
May	430	395
June	450	395
July	1,095	1,345
August	1,773	2,270
September	2,364	2,962
October	2,729	
November	3,547	
December	3,824	
January	4,370	
February	5,116	
March	5,946	
April	6,240	
May	6,292	
June	6,292	

QUALITY

	Quantity	Base Number	Contract	AT	Region	England
% of FP17s for the same patient ID Re-attending within 3 months - Children	79	964	8.2%	12.0%	12.2%	11.6%
% of FP17s for the same patient ID Re-attending within 3 months - Adults	110	1,058	10.4%	16.0%	15.8%	15.5%
% of FP17s for the same patient ID Re-attending between 3 & 9 months - Children	447	964	46.4%	58.2%	60.3%	58.8%
% of FP17s for the same patient ID Re-attending between 3 & 9 months - Adults	444	1,058	42.0%	51.6%	53.5%	51.1%
% of FP17s for Band 1 Urgent Courses	120	1,680	7.1%	10.1%	9.1%	9.0%
% of FP17s Relating to Free Repair or Replacements	3	1,680	0.2%	0.8%	1.0%	0.8%
% of FP17s Relating to Continuations	6	1,680	0.4%	0.9%	1.0%	0.9%
% of Patients satisfied with the dentistry they have received	0	0	N/A	94.9%	93.6%	93.3%
% of Patients satisfied with the time they had to wait for an appointment	0	0	N/A	89.4%	89.8%	88.9%

* This is based on patients treated on this contract for their most recent course of treatment. Figures in italics indicate the base number of FP17s or Patient Questionnaire responses are less than 100. N/A is shown where the base number of responses is less than 10 during the period. % is calculated as Quantity/Base number*100

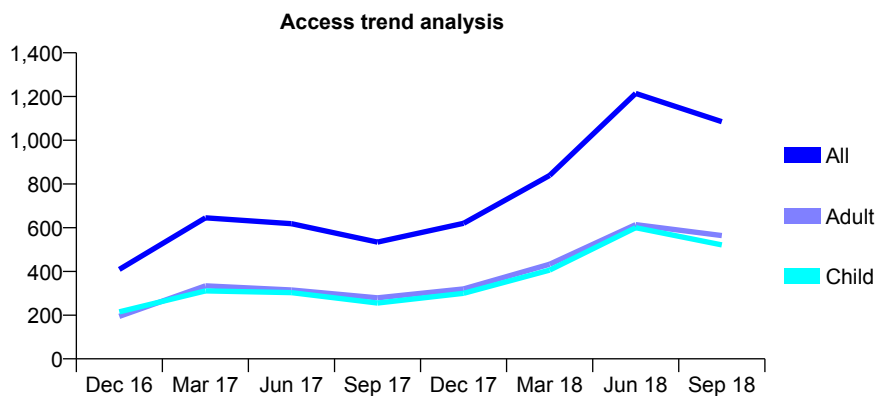
Q46 - Vital Signs At a Glance Contract Report for 685259/0002 - September 2018

Name or company name	MR N MOHAMMAD
Contract type name	GDS Contract
Purpose of contract	General
Contract start date	04/02/2008
Contract end date	

18/19 Contracted general activity (UDA)	1,900
Carry forward general activity (UDA)	0
18/19 Contracted orthodontic activity (UOA)	0
Carry forward orthodontic activity (UOA)	0
Baseline contract value	£44,958.11

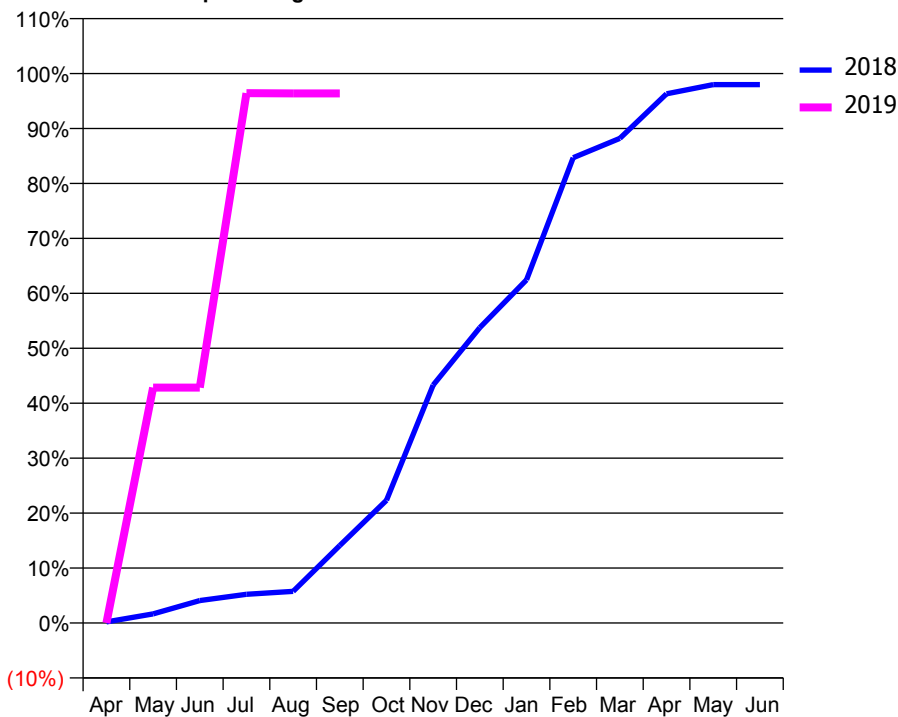
ACCESS*

Patients seen in 24 months	Total	Change since previous quarter
Quarter ending September 2017	534	
Quarter ending December 2017	620	↑
Quarter ending March 2018	839	↑
Quarter ending June 2018	1,214	↑
Quarter ending September 2018	1,085	↓
Variance since September 2017	103.2%	↑



ACTIVITY

Cumulative percentage of contracted UDA delivered 2018 & 2019



Adjusted Scheduled Activity (UDA)

Month	2018	2019
April	4	0
May	32	814
June	78	814
July	99	1,832
August	109	1,831
September	268	1,831
October	425	
November	823	
December	1,021	
January	1,186	
February	1,609	
March	1,676	
April	1,830	
May	1,862	
June	1,862	

QUALITY

	Quantity	Base Number	Contract	AT	Region	England
% of FP17s for the same patient ID Re-attending within 3 months - Children	24	453	5.3%	12.0%	12.2%	11.6%
% of FP17s for the same patient ID Re-attending within 3 months - Adults	25	437	5.7%	16.0%	15.8%	15.5%
% of FP17s for the same patient ID Re-attending between 3 & 9 months - Children	89	453	19.6%	58.2%	60.3%	58.8%
% of FP17s for the same patient ID Re-attending between 3 & 9 months - Adults	71	437	16.2%	51.6%	53.5%	51.1%
% of FP17s for Band 1 Urgent Courses	76	787	9.7%	10.1%	9.1%	9.0%
% of FP17s Relating to Free Repair or Replacements	0	787	0.0%	0.8%	1.0%	0.8%
% of FP17s Relating to Continuations	1	787	0.1%	0.9%	1.0%	0.9%
% of Patients satisfied with the dentistry they have received	0	0	N/A	94.9%	93.6%	93.3%
% of Patients satisfied with the time they had to wait for an appointment	0	0	N/A	89.4%	89.8%	88.9%

* This is based on patients treated on this contract for their most recent course of treatment. Figures in italics indicate the base number of FP17s or Patient Questionnaire responses are less than 100. N/A is shown where the base number of responses is less than 10 during the period. % is calculated as Quantity/Base number*100

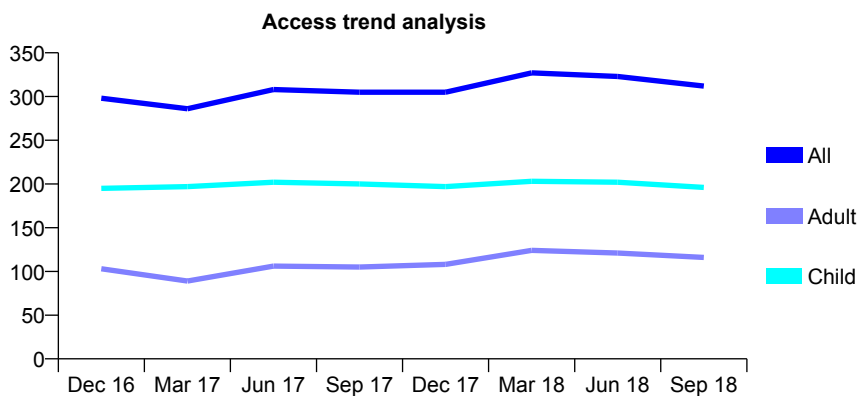
Q46 - Vital Signs At a Glance Contract Report for 686522/0001 - September 2018

Name or company name	MR AC BRISTOW
Contract type name	GDS Contract
Purpose of contract	General
Contract start date	01/04/2006
Contract end date	

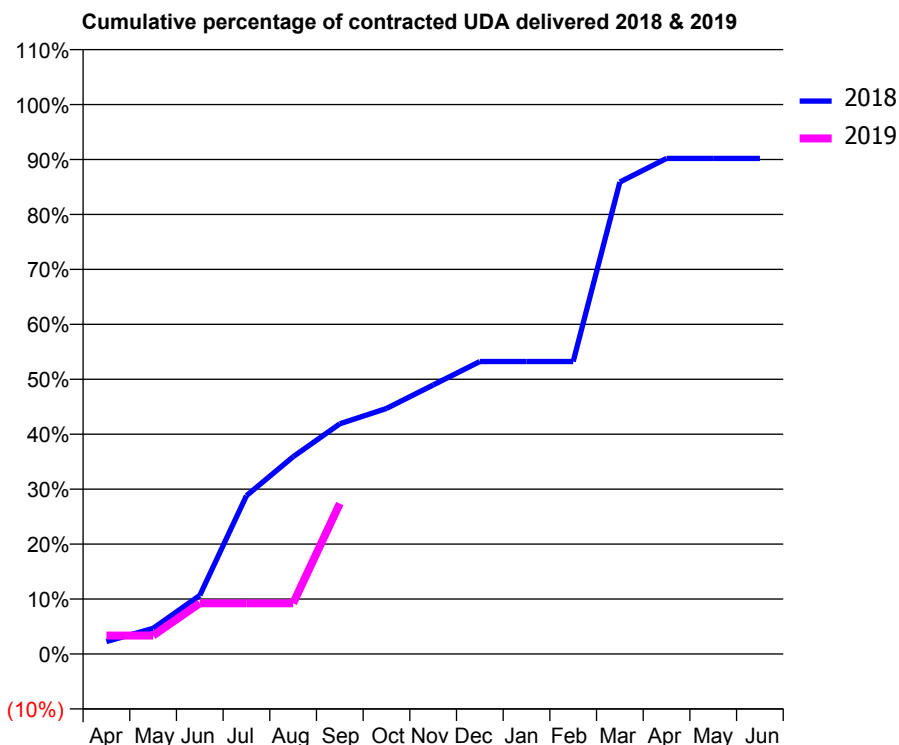
18/19 Contracted general activity (UDA)	750
Carry forward general activity (UDA)	0
18/19 Contracted orthodontic activity (UOA)	0
Carry forward orthodontic activity (UOA)	0
Baseline contract value	£15,192.42

ACCESS*

Patients seen in 24 months	Total	Change since previous quarter
Quarter ending September 2017	305	
Quarter ending December 2017	305	→
Quarter ending March 2018	327	↑
Quarter ending June 2018	323	↓
Quarter ending September 2018	312	↓
Variance since September 2017	2.3%	↑



ACTIVITY



Adjusted Scheduled Activity (UDA)		
Month	2018	2019
April	17	25
May	35	25
June	80	69
July	216	69
August	269	69
September	314	205
October	335	
November	367	
December	399	
January	399	
February	399	
March	644	
April	676	
May	676	
June	676	

QUALITY

	Quantity	Base Number	Contract	AT	Region	England
% of FP17s for the same patient ID Re-attending within 3 months - Children	2	154	1.3%	12.0%	12.2%	11.6%
% of FP17s for the same patient ID Re-attending within 3 months - Adults	5	51	9.8%	16.0%	15.8%	15.5%
% of FP17s for the same patient ID Re-attending between 3 & 9 months - Children	103	154	66.9%	58.2%	60.3%	58.8%
% of FP17s for the same patient ID Re-attending between 3 & 9 months - Adults	30	51	58.8%	51.6%	53.5%	51.1%
% of FP17s for Band 1 Urgent Courses	2	177	1.1%	10.1%	9.1%	9.0%
% of FP17s Relating to Free Repair or Replacements	1	177	0.6%	0.8%	1.0%	0.8%
% of FP17s Relating to Continuations	1	177	0.6%	0.9%	1.0%	0.9%
% of Patients satisfied with the dentistry they have received	0	0	N/A	94.9%	93.6%	93.3%
% of Patients satisfied with the time they had to wait for an appointment	0	0	N/A	89.4%	89.8%	88.9%

* This is based on patients treated on this contract for their most recent course of treatment. Figures in italics indicate the base number of FP17s or Patient Questionnaire responses are less than 100. N/A is shown where the base number of responses is less than 10 during the period. % is calculated as Quantity/Base number*100

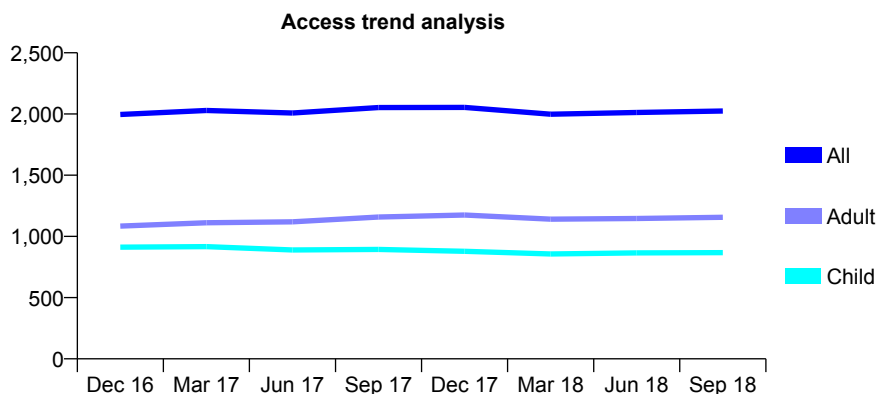
Q46 - Vital Signs At a Glance Contract Report for 688673/0001 - September 2018

Name or company name	MRS S CHOUDHURY
Contract type name	GDS Contract
Purpose of contract	General
Contract start date	01/02/2015
Contract end date	

18/19 Contracted general activity (UDA)	6,323
Carry forward general activity (UDA)	0
18/19 Contracted orthodontic activity (UOA)	0
Carry forward orthodontic activity (UOA)	0
Baseline contract value	£166,936.70

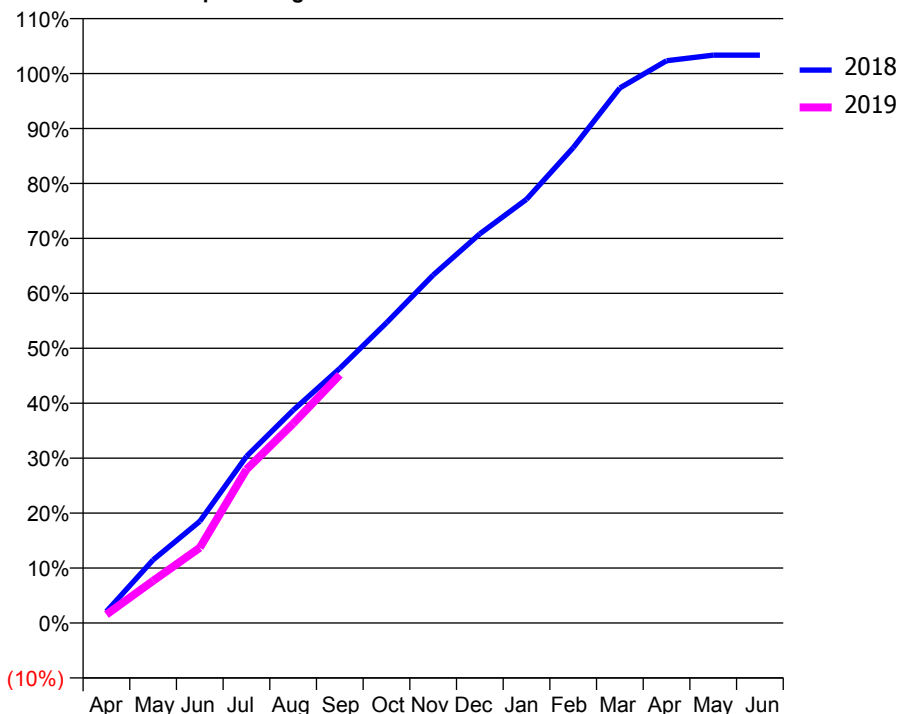
ACCESS*

Patients seen in 24 months	Total	Change since previous quarter
Quarter ending September 2017	2,053	
Quarter ending December 2017	2,054	→
Quarter ending March 2018	1,998	↓
Quarter ending June 2018	2,012	→
Quarter ending September 2018	2,024	→
Variance since September 2017	(1.4%)	↓



ACTIVITY

Cumulative percentage of contracted UDA delivered 2018 & 2019



Adjusted Scheduled Activity (UDA)

Month	2018	2019
April	133	97
May	727	486
June	1,169	867
July	1,917	1,767
August	2,449	2,295
September	2,930	2,856
October	3,455	
November	4,004	
December	4,478	
January	4,875	
February	5,469	
March	6,157	
April	6,469	
May	6,534	
June	6,534	

QUALITY

	Quantity	Base Number	Contract	AT	Region	England
% of FP17s for the same patient ID Re-attending within 3 months - Children	51	674	7.6%	12.0%	12.2%	11.6%
% of FP17s for the same patient ID Re-attending within 3 months - Adults	159	828	19.2%	16.0%	15.8%	15.5%
% of FP17s for the same patient ID Re-attending between 3 & 9 months - Children	409	674	60.7%	58.2%	60.3%	58.8%
% of FP17s for the same patient ID Re-attending between 3 & 9 months - Adults	408	828	49.3%	51.6%	53.5%	51.1%
% of FP17s for Band 1 Urgent Courses	97	1,356	7.2%	10.1%	9.1%	9.0%
% of FP17s Relating to Free Repair or Replacements	7	1,356	0.5%	0.8%	1.0%	0.8%
% of FP17s Relating to Continuations	11	1,356	0.8%	0.9%	1.0%	0.9%
% of Patients satisfied with the dentistry they have received	0	0	N/A	94.9%	93.6%	93.3%
% of Patients satisfied with the time they had to wait for an appointment	0	0	N/A	89.4%	89.8%	88.9%

* This is based on patients treated on this contract for their most recent course of treatment. Figures in italics indicate the base number of FP17s or Patient Questionnaire responses are less than 100. N/A is shown where the base number of responses is less than 10 during the period. % is calculated as Quantity/Base number*100

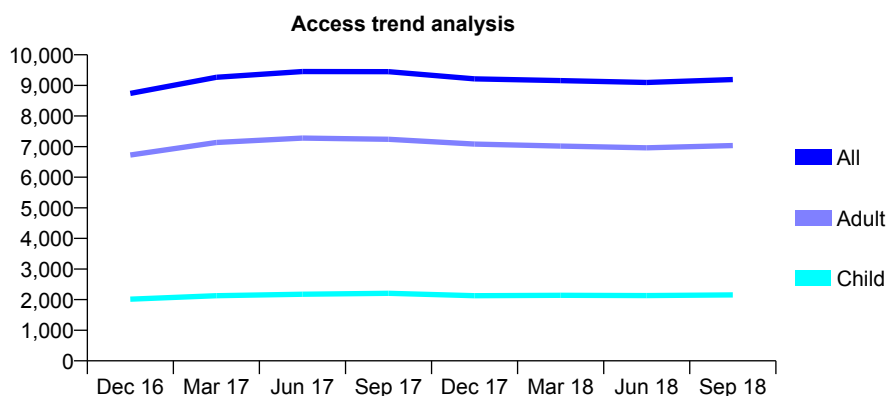
Q46 - Vital Signs At a Glance Contract Report for 709522/0001 - September 2018

Name or company name	MR SJ PATEL
Contract type name	GDS Contract
Purpose of contract	General
Contract start date	01/02/2015
Contract end date	

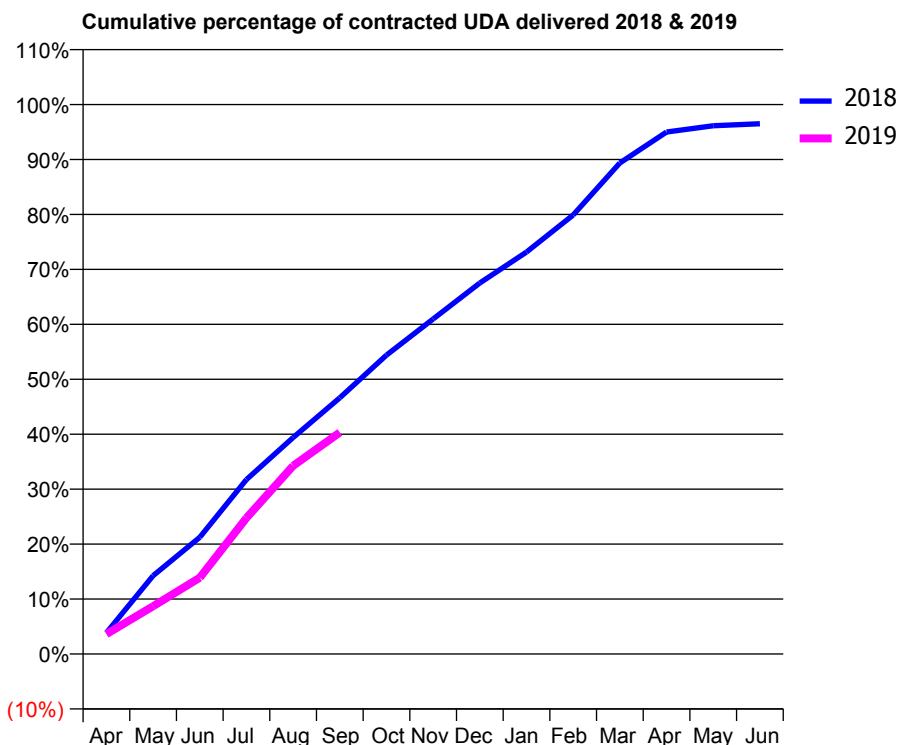
18/19 Contracted general activity (UDA)	27,224
Carry forward general activity (UDA)	0
18/19 Contracted orthodontic activity (UOA)	0
Carry forward orthodontic activity (UOA)	0
Baseline contract value	£818,811.51

ACCESS*

Patients seen in 24 months	Total	Change since previous quarter
Quarter ending September 2017	9,447	
Quarter ending December 2017	9,213	↓
Quarter ending March 2018	9,157	→
Quarter ending June 2018	9,095	→
Quarter ending September 2018	9,192	→
Variance since September 2017	(2.7%)	↓



ACTIVITY



Month	Adjusted Scheduled Activity (UDA)	
	2018	2019
April	1,057	989
May	3,883	2,370
June	5,786	3,783
July	8,644	6,744
August	10,724	9,325
September	12,694	10,978
October	14,806	
November	16,598	
December	18,381	
January	19,918	
February	21,748	
March	24,326	
April	25,862	
May	26,171	
June	26,267	

QUALITY

	Quantity	Base Number	Contract	AT	Region	England
% of FP17s for the same patient ID Re-attending within 3 months - Children	76	1,587	4.8%	12.0%	12.2%	11.6%
% of FP17s for the same patient ID Re-attending within 3 months - Adults	500	4,624	10.8%	16.0%	15.8%	15.5%
% of FP17s for the same patient ID Re-attending between 3 & 9 months - Children	784	1,587	49.4%	58.2%	60.3%	58.8%
% of FP17s for the same patient ID Re-attending between 3 & 9 months - Adults	2,305	4,624	49.8%	51.6%	53.5%	51.1%
% of FP17s for Band 1 Urgent Courses	351	5,521	6.4%	10.1%	9.1%	9.0%
% of FP17s Relating to Free Repair or Replacements	20	5,521	0.4%	0.8%	1.0%	0.8%
% of FP17s Relating to Continuations	31	5,521	0.6%	0.9%	1.0%	0.9%
% of Patients satisfied with the dentistry they have received	2	2	N/A	94.9%	93.6%	93.3%
% of Patients satisfied with the time they had to wait for an appointment	2	2	N/A	89.4%	89.8%	88.9%

* This is based on patients treated on this contract for their most recent course of treatment. Figures in italics indicate the base number of FP17s or Patient Questionnaire responses are less than 100. N/A is shown where the base number of responses is less than 10 during the period. % is calculated as Quantity/Base number*100

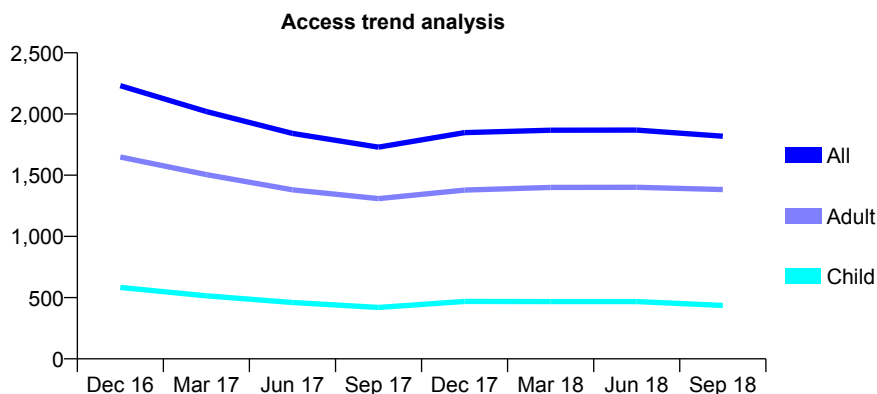
Q46 - Vital Signs At a Glance Contract Report for 709522/0002 - September 2018

Name or company name	MR SJ PATEL
Contract type name	GDS Contract
Purpose of contract	General
Contract start date	01/02/2015
Contract end date	

18/19 Contracted general activity (UDA)	6,300
Carry forward general activity (UDA)	0
18/19 Contracted orthodontic activity (UOA)	0
Carry forward orthodontic activity (UOA)	0
Baseline contract value	£155,773.50

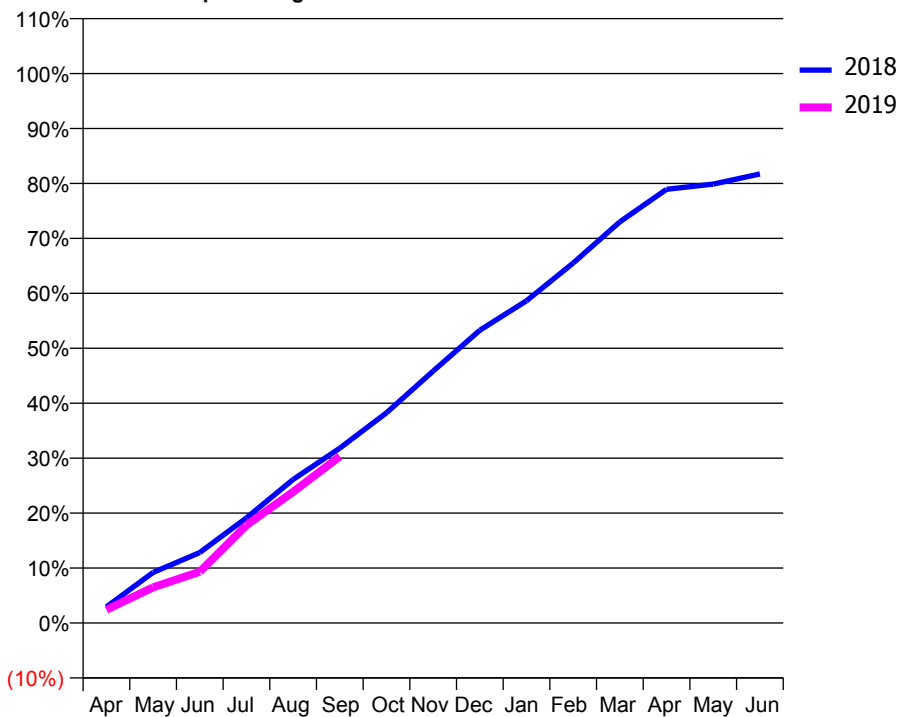
ACCESS*

Patients seen in 24 months	Total	Change since previous quarter
Quarter ending September 2017	1,729	
Quarter ending December 2017	1,848	↑
Quarter ending March 2018	1,868	→
Quarter ending June 2018	1,869	→
Quarter ending September 2018	1,819	↓
Variance since September 2017	5.2%	↑



ACTIVITY

Cumulative percentage of contracted UDA delivered 2018 & 2019



Month	Adjusted Scheduled Activity (UDA)	
	2018	2019
April	185	152
May	581	408
June	808	588
July	1,205	1,122
August	1,645	1,504
September	2,005	1,910
October	2,411	
November	2,888	
December	3,357	
January	3,694	
February	4,128	
March	4,600	
April	4,973	
May	5,033	
June	5,148	

QUALITY

	Quantity	Base Number	Contract	AT	Region	England
% of FP17s for the same patient ID Re-attending within 3 months - Children	14	319	4.4%	12.0%	12.2%	11.6%
% of FP17s for the same patient ID Re-attending within 3 months - Adults	65	890	7.3%	16.0%	15.8%	15.5%
% of FP17s for the same patient ID Re-attending between 3 & 9 months - Children	140	319	43.9%	58.2%	60.3%	58.8%
% of FP17s for the same patient ID Re-attending between 3 & 9 months - Adults	307	890	34.5%	51.6%	53.5%	51.1%
% of FP17s for Band 1 Urgent Courses	65	986	6.6%	10.1%	9.1%	9.0%
% of FP17s Relating to Free Repair or Replacements	9	986	0.9%	0.8%	1.0%	0.8%
% of FP17s Relating to Continuations	10	986	1.0%	0.9%	1.0%	0.9%
% of Patients satisfied with the dentistry they have received	0	0	N/A	94.9%	93.6%	93.3%
% of Patients satisfied with the time they had to wait for an appointment	0	0	N/A	89.4%	89.8%	88.9%

* This is based on patients treated on this contract for their most recent course of treatment. Figures in italics indicate the base number of FP17s or Patient Questionnaire responses are less than 100. N/A is shown where the base number of responses is less than 10 during the period. % is calculated as Quantity/Base number*100

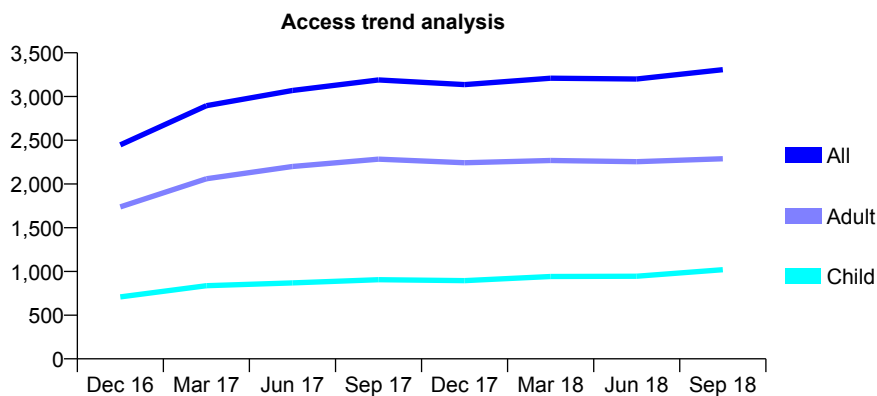
Q46 - Vital Signs At a Glance Contract Report for 718483/0001 - September 2018

Name or company name	MRS R MEHRA
Contract type name	GDS Contract
Purpose of contract	General
Contract start date	01/11/2015
Contract end date	

18/19 Contracted general activity (UDA)	9,767
Carry forward general activity (UDA)	0
18/19 Contracted orthodontic activity (UOA)	0
Carry forward orthodontic activity (UOA)	0
Baseline contract value	£274,441.12

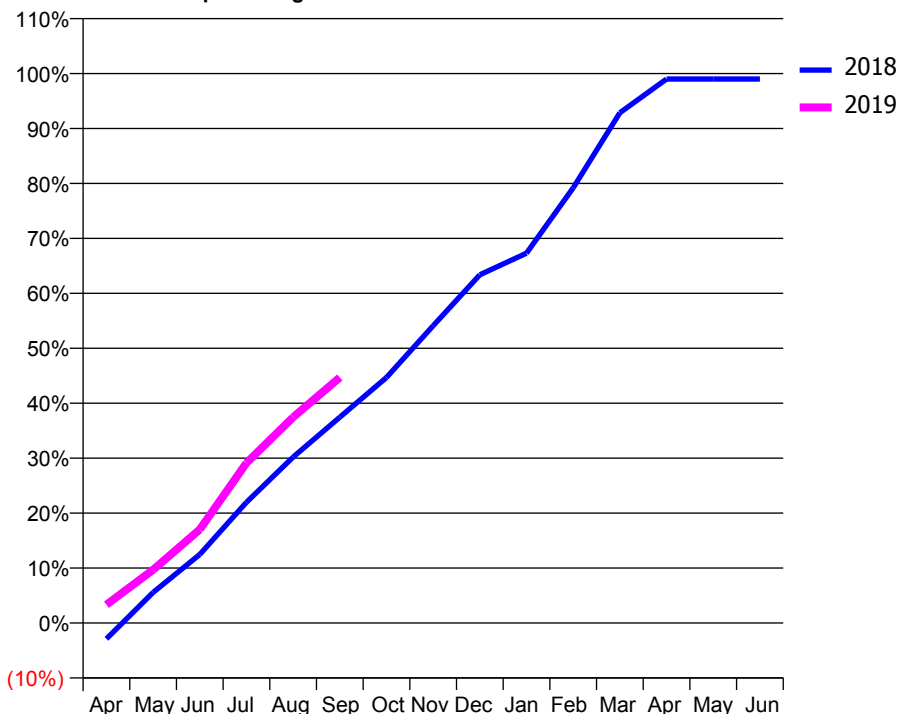
ACCESS*

Patients seen in 24 months	Total	Change since previous quarter
Quarter ending September 2017	3,189	
Quarter ending December 2017	3,137	↓
Quarter ending March 2018	3,210	↑
Quarter ending June 2018	3,200	→
Quarter ending September 2018	3,307	↑
Variance since September 2017	3.7%	↑



ACTIVITY

Cumulative percentage of contracted UDA delivered 2018 & 2019



Month	Adjusted Scheduled Activity (UDA)	
	2018	2019
April	-283	325
May	543	947
June	1,220	1,663
July	2,147	2,846
August	2,950	3,659
September	3,658	4,365
October	4,366	
November	5,285	
December	6,189	
January	6,573	
February	7,735	
March	9,069	
April	9,669	
May	9,669	
June	9,669	

QUALITY

	Quantity	Base Number	Contract	AT	Region	England
% of FP17s for the same patient ID Re-attending within 3 months - Children	94	640	14.7%	12.0%	12.2%	11.6%
% of FP17s for the same patient ID Re-attending within 3 months - Adults	414	1,550	26.7%	16.0%	15.8%	15.5%
% of FP17s for the same patient ID Re-attending between 3 & 9 months - Children	200	640	31.3%	58.2%	60.3%	58.8%
% of FP17s for the same patient ID Re-attending between 3 & 9 months - Adults	505	1,550	32.6%	51.6%	53.5%	51.1%
% of FP17s for Band 1 Urgent Courses	393	1,956	20.1%	10.1%	9.1%	9.0%
% of FP17s Relating to Free Repair or Replacements	39	1,956	2.0%	0.8%	1.0%	0.8%
% of FP17s Relating to Continuations	32	1,956	1.6%	0.9%	1.0%	0.9%
% of Patients satisfied with the dentistry they have received	1	1	N/A	94.9%	93.6%	93.3%
% of Patients satisfied with the time they had to wait for an appointment	1	1	N/A	89.4%	89.8%	88.9%

* This is based on patients treated on this contract for their most recent course of treatment. Figures in italics indicate the base number of FP17s or Patient Questionnaire responses are less than 100. N/A is shown where the base number of responses is less than 10 during the period. % is calculated as Quantity/Base number*100

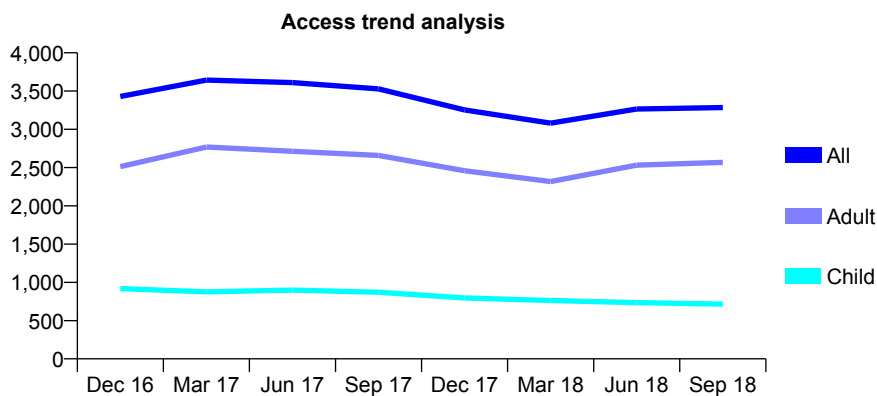
Q46 - Vital Signs At a Glance Contract Report for 729930/0001 - September 2018

Name or company name	MR RW BROWN
Contract type name	GDS Contract
Purpose of contract	General
Contract start date	01/04/2006
Contract end date	

18/19 Contracted general activity (UDA)	11,431
Carry forward general activity (UDA)	0
18/19 Contracted orthodontic activity (UOA)	0
Carry forward orthodontic activity (UOA)	0
Baseline contract value	£445,743.89

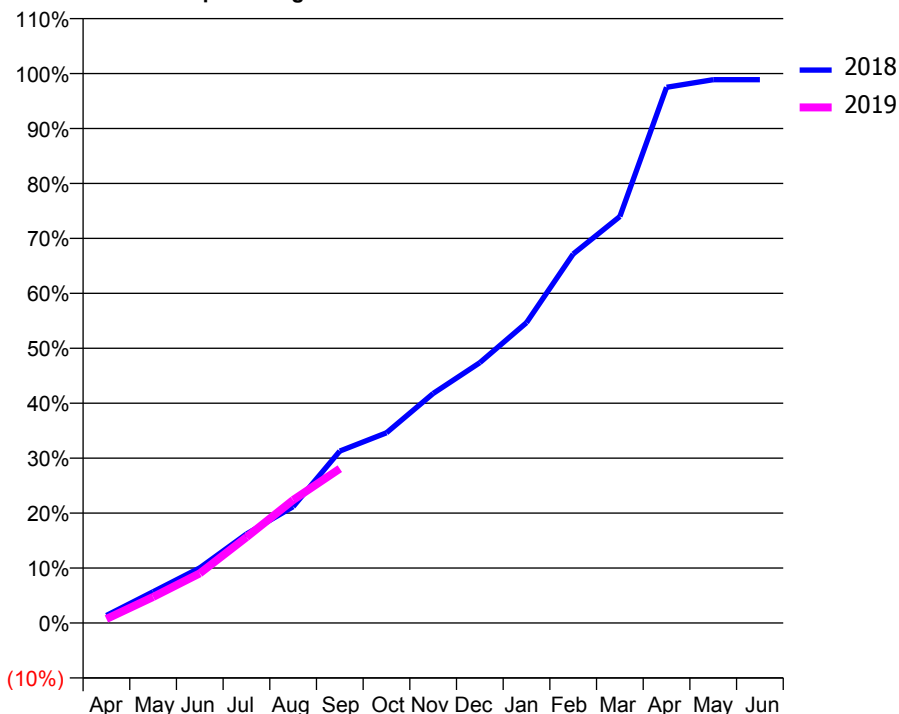
ACCESS*

Patients seen in 24 months	Total	Change since previous quarter
Quarter ending September 2017	3,529	
Quarter ending December 2017	3,254	↓
Quarter ending March 2018	3,080	↓
Quarter ending June 2018	3,266	↑
Quarter ending September 2018	3,284	→
Variance since September 2017	(6.9%)	↓



ACTIVITY

Cumulative percentage of contracted UDA delivered 2018 & 2019



Adjusted Scheduled Activity (UDA)

Month	2018	2019
April	158	85
May	650	543
June	1,148	1,032
July	1,852	1,785
August	2,420	2,558
September	3,577	3,211
October	3,958	
November	4,774	
December	5,416	
January	6,248	
February	7,677	
March	8,457	
April	11,144	
May	11,302	
June	11,302	

QUALITY

	Quantity	Base Number	Contract	AT	Region	England
% of FP17s for the same patient ID Re-attending within 3 months - Children	5	305	1.6%	12.0%	12.2%	11.6%
% of FP17s for the same patient ID Re-attending within 3 months - Adults	19	910	2.1%	16.0%	15.8%	15.5%
% of FP17s for the same patient ID Re-attending between 3 & 9 months - Children	66	305	21.6%	58.2%	60.3%	58.8%
% of FP17s for the same patient ID Re-attending between 3 & 9 months - Adults	83	910	9.1%	51.6%	53.5%	51.1%
% of FP17s for Band 1 Urgent Courses	2	766	0.3%	10.1%	9.1%	9.0%
% of FP17s Relating to Free Repair or Replacements	2	766	0.3%	0.8%	1.0%	0.8%
% of FP17s Relating to Continuations	3	766	0.4%	0.9%	1.0%	0.9%
% of Patients satisfied with the dentistry they have received	1	1	N/A	94.9%	93.6%	93.3%
% of Patients satisfied with the time they had to wait for an appointment	0	1	N/A	89.4%	89.8%	88.9%

* This is based on patients treated on this contract for their most recent course of treatment. Figures in italics indicate the base number of FP17s or Patient Questionnaire responses are less than 100. N/A is shown where the base number of responses is less than 10 during the period. % is calculated as Quantity/Base number*100

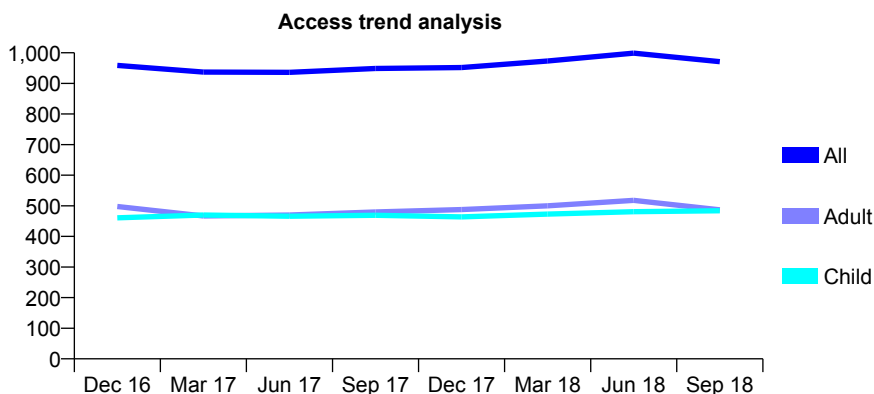
Q46 - Vital Signs At a Glance Contract Report for 731005/0001 - September 2018

Name or company name	MR JA COOPER
Contract type name	GDS Contract
Purpose of contract	General
Contract start date	01/04/2006
Contract end date	

18/19 Contracted general activity (UDA)	3,737
Carry forward general activity (UDA)	0
18/19 Contracted orthodontic activity (UOA)	0
Carry forward orthodontic activity (UOA)	0
Baseline contract value	£117,375.86

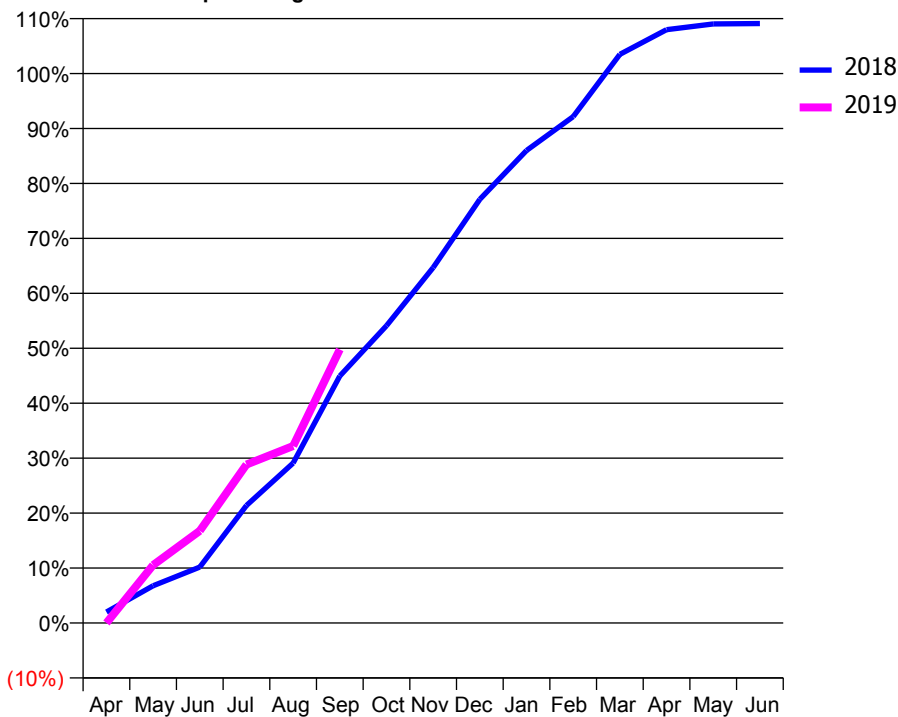
ACCESS*

Patients seen in 24 months	Total	Change since previous quarter
Quarter ending September 2017	949	
Quarter ending December 2017	952	→
Quarter ending March 2018	973	↑
Quarter ending June 2018	999	↑
Quarter ending September 2018	971	↓
Variance since September 2017	2.3%	↑



ACTIVITY

Cumulative percentage of contracted UDA delivered 2018 & 2019



Adjusted Scheduled Activity (UDA)

Month	2018	2019
April	75	0
May	254	394
June	381	627
July	799	1,078
August	1,087	1,204
September	1,680	1,861
October	2,021	
November	2,417	
December	2,881	
January	3,213	
February	3,443	
March	3,867	
April	4,035	
May	4,074	
June	4,077	

QUALITY

	Quantity	Base Number	Contract	AT	Region	England
% of FP17s for the same patient ID Re-attending within 3 months - Children	67	494	13.6%	12.0%	12.2%	11.6%
% of FP17s for the same patient ID Re-attending within 3 months - Adults	62	309	20.1%	16.0%	15.8%	15.5%
% of FP17s for the same patient ID Re-attending between 3 & 9 months - Children	310	494	62.8%	58.2%	60.3%	58.8%
% of FP17s for the same patient ID Re-attending between 3 & 9 months - Adults	115	309	37.2%	51.6%	53.5%	51.1%
% of FP17s for Band 1 Urgent Courses	98	718	13.6%	10.1%	9.1%	9.0%
% of FP17s Relating to Free Repair or Replacements	0	718	0.0%	0.8%	1.0%	0.8%
% of FP17s Relating to Continuations	0	718	0.0%	0.9%	1.0%	0.9%
% of Patients satisfied with the dentistry they have received	0	0	N/A	94.9%	93.6%	93.3%
% of Patients satisfied with the time they had to wait for an appointment	0	0	N/A	89.4%	89.8%	88.9%

* This is based on patients treated on this contract for their most recent course of treatment. Figures in italics indicate the base number of FP17s or Patient Questionnaire responses are less than 100. N/A is shown where the base number of responses is less than 10 during the period. % is calculated as Quantity/Base number*100

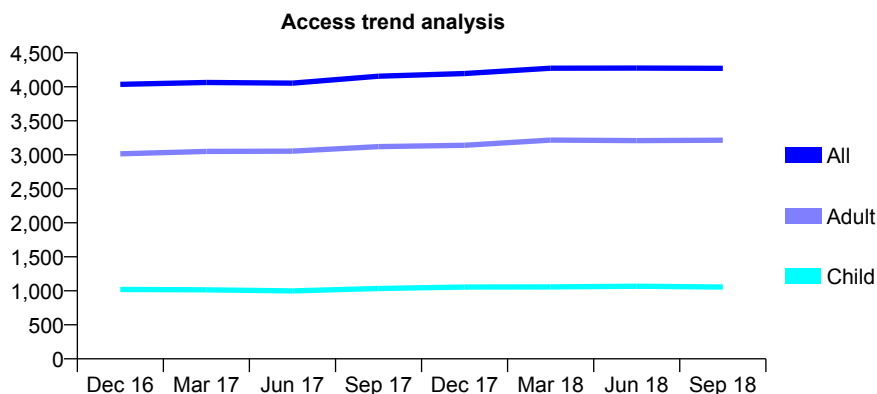
Q46 - Vital Signs At a Glance Contract Report for 732192/0003 - September 2018

Name or company name	Red Rose Dental Group
Contract type name	GDS Contract
Purpose of contract	General
Contract start date	01/04/2006
Contract end date	

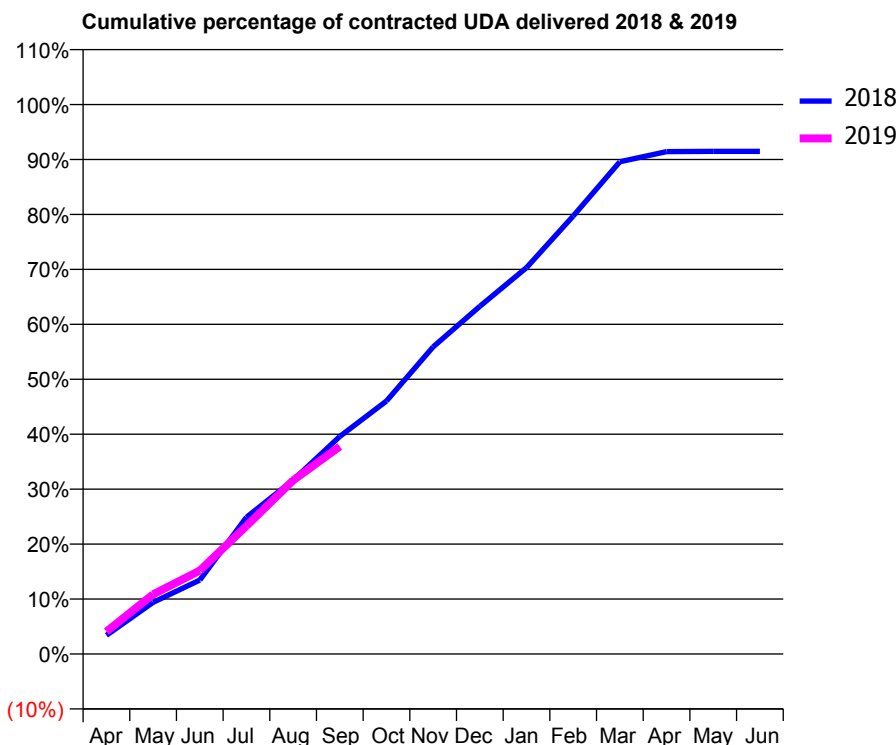
18/19 Contracted general activity (UDA)	11,959
Carry forward general activity (UDA)	0
18/19 Contracted orthodontic activity (UOA)	0
Carry forward orthodontic activity (UOA)	0
Baseline contract value	£357,993.61

ACCESS*

Patients seen in 24 months	Total	Change since previous quarter
Quarter ending September 2017	4,155	
Quarter ending December 2017	4,196	→
Quarter ending March 2018	4,274	→
Quarter ending June 2018	4,275	→
Quarter ending September 2018	4,271	→
Variance since September 2017	2.8%	↑



ACTIVITY



Month	Adjusted Scheduled Activity (UDA)	
	2018	2019
April	408	488
May	1,124	1,300
June	1,608	1,815
July	2,976	2,788
August	3,787	3,779
September	4,733	4,516
October	5,506	
November	6,686	
December	7,567	
January	8,408	
February	9,532	
March	10,713	
April	10,935	
May	10,940	
June	10,940	

QUALITY

	Quantity	Base Number	Contract	AT	Region	England
% of FP17s for the same patient ID Re-attending within 3 months - Children	35	648	5.4%	12.0%	12.2%	11.6%
% of FP17s for the same patient ID Re-attending within 3 months - Adults	228	1,767	12.9%	16.0%	15.8%	15.5%
% of FP17s for the same patient ID Re-attending between 3 & 9 months - Children	347	648	53.5%	58.2%	60.3%	58.8%
% of FP17s for the same patient ID Re-attending between 3 & 9 months - Adults	510	1,767	28.9%	51.6%	53.5%	51.1%
% of FP17s for Band 1 Urgent Courses	179	2,318	7.7%	10.1%	9.1%	9.0%
% of FP17s Relating to Free Repair or Replacements	23	2,318	1.0%	0.8%	1.0%	0.8%
% of FP17s Relating to Continuations	36	2,318	1.6%	0.9%	1.0%	0.9%
% of Patients satisfied with the dentistry they have received	1	1	N/A	94.9%	93.6%	93.3%
% of Patients satisfied with the time they had to wait for an appointment	1	1	N/A	89.4%	89.8%	88.9%

* This is based on patients treated on this contract for their most recent course of treatment. Figures in italics indicate the base number of FP17s or Patient Questionnaire responses are less than 100. N/A is shown where the base number of responses is less than 10 during the period. % is calculated as Quantity/Base number*100

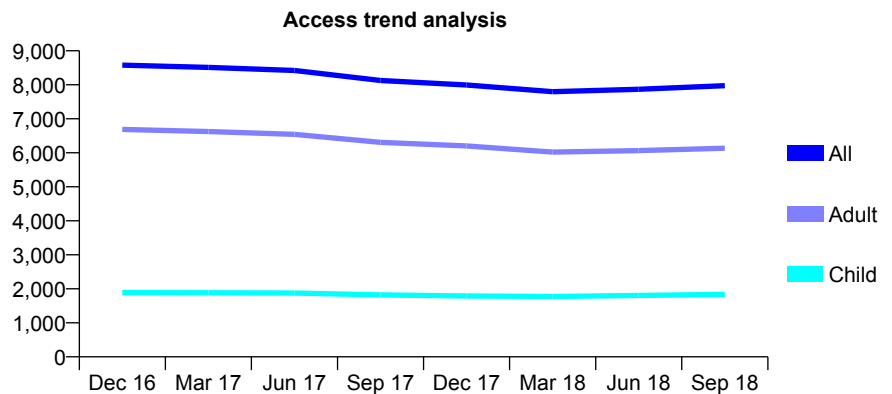
Q46 - Vital Signs At a Glance Contract Report for 732192/0004 - September 2018

Name or company name	Red Rose Dental Group
Contract type name	GDS Contract
Purpose of contract	General
Contract start date	01/10/2007
Contract end date	

18/19 Contracted general activity (UDA)	21,384
Carry forward general activity (UDA)	0
18/19 Contracted orthodontic activity (UOA)	0
Carry forward orthodontic activity (UOA)	0
Baseline contract value	£640,131.34

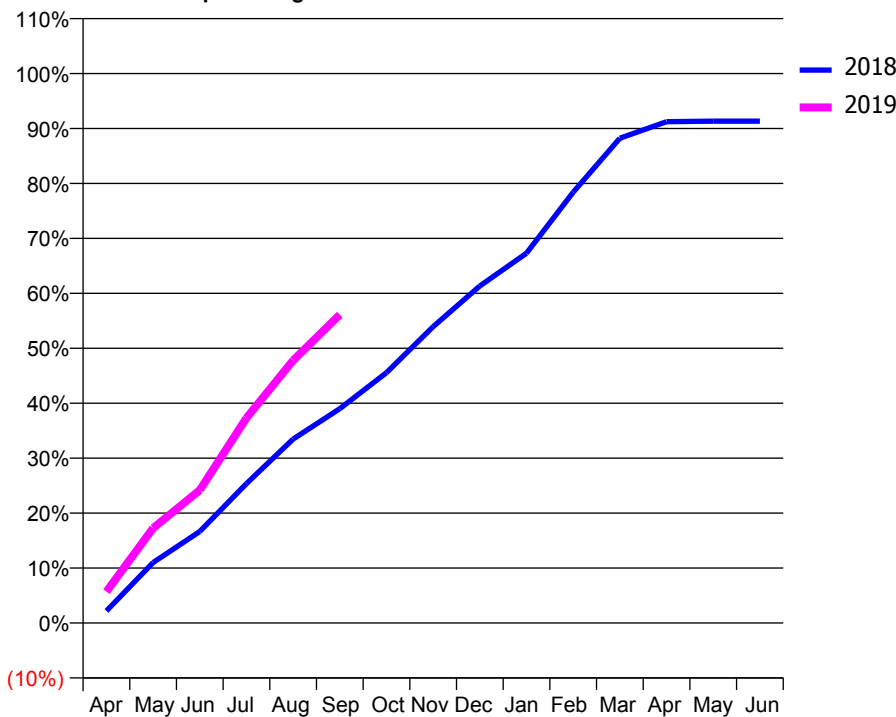
ACCESS*

Patients seen in 24 months	Total	Change since previous quarter
Quarter ending September 2017	8,129	
Quarter ending December 2017	7,995	↓
Quarter ending March 2018	7,797	↓
Quarter ending June 2018	7,870	→
Quarter ending September 2018	7,975	→
Variance since September 2017	(1.9%)	↓



ACTIVITY

Cumulative percentage of contracted UDA delivered 2018 & 2019



Month	Adjusted Scheduled Activity (UDA)	
	2018	2019
April	468	1,221
May	2,354	3,694
June	3,565	5,174
July	5,426	7,981
August	7,160	10,220
September	8,340	11,998
October	9,743	
November	11,531	
December	13,116	
January	14,392	
February	16,766	
March	18,863	
April	19,510	
May	19,531	
June	19,532	

QUALITY

	Quantity	Base Number	Contract	AT	Region	England
% of FP17s for the same patient ID Re-attending within 3 months - Children	136	1,354	10.0%	12.0%	12.2%	11.6%
% of FP17s for the same patient ID Re-attending within 3 months - Adults	695	4,405	15.8%	16.0%	15.8%	15.5%
% of FP17s for the same patient ID Re-attending between 3 & 9 months - Children	621	1,354	45.9%	58.2%	60.3%	58.8%
% of FP17s for the same patient ID Re-attending between 3 & 9 months - Adults	2,016	4,405	45.8%	51.6%	53.5%	51.1%
% of FP17s for Band 1 Urgent Courses	448	5,501	8.1%	10.1%	9.1%	9.0%
% of FP17s Relating to Free Repair or Replacements	61	5,501	1.1%	0.8%	1.0%	0.8%
% of FP17s Relating to Continuations	165	5,501	3.0%	0.9%	1.0%	0.9%
% of Patients satisfied with the dentistry they have received	3	3	N/A	94.9%	93.6%	93.3%
% of Patients satisfied with the time they had to wait for an appointment	3	3	N/A	89.4%	89.8%	88.9%

* This is based on patients treated on this contract for their most recent course of treatment. Figures in italics indicate the base number of FP17s or Patient Questionnaire responses are less than 100. N/A is shown where the base number of responses is less than 10 during the period. % is calculated as Quantity/Base number*100

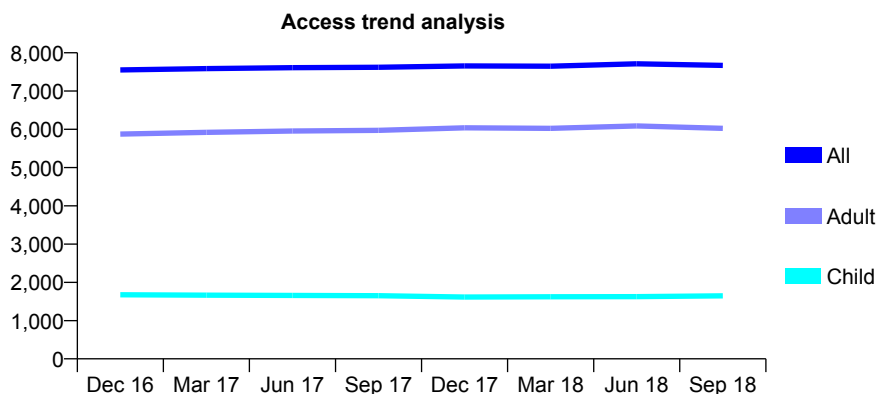
Q46 - Vital Signs At a Glance Contract Report for 732494/0001 - September 2018

Name or company name	518 Dental
Contract type name	GDS Contract
Purpose of contract	General
Contract start date	01/04/2006
Contract end date	

18/19 Contracted general activity (UDA)	21,547
Carry forward general activity (UDA)	0
18/19 Contracted orthodontic activity (UOA)	0
Carry forward orthodontic activity (UOA)	0
Baseline contract value	£544,085.41

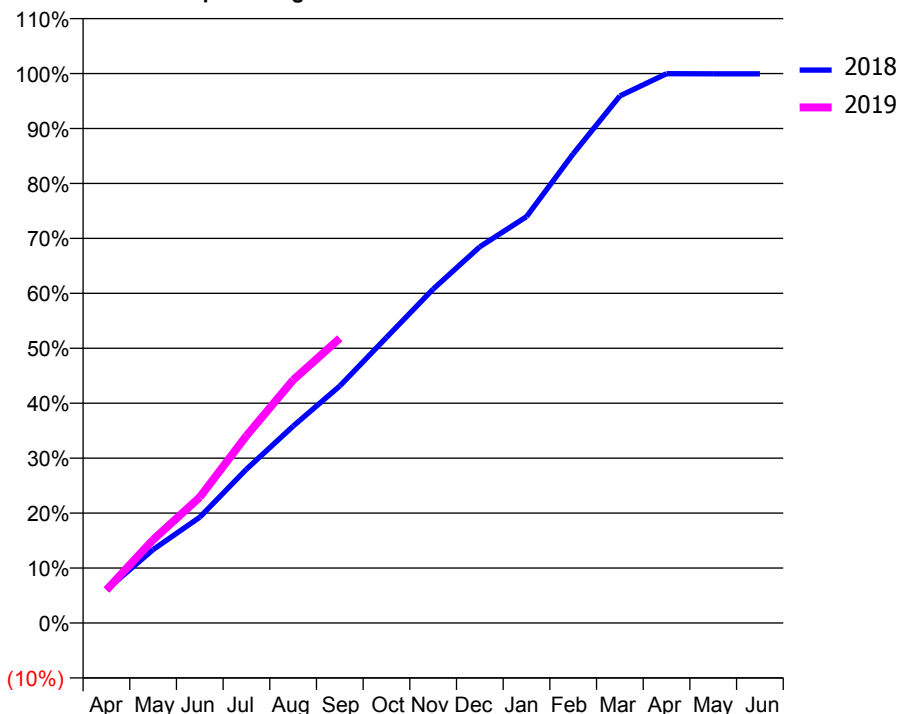
ACCESS*

Patients seen in 24 months	Total	Change since previous quarter
Quarter ending September 2017	7,622	
Quarter ending December 2017	7,656	→
Quarter ending March 2018	7,648	→
Quarter ending June 2018	7,713	→
Quarter ending September 2018	7,671	→
Variance since September 2017	0.6%	→



ACTIVITY

Cumulative percentage of contracted UDA delivered 2018 & 2019



Month	Adjusted Scheduled Activity (UDA)	
	2018	2019
April	1,303	1,293
May	2,879	3,263
June	4,151	4,936
July	6,033	7,343
August	7,721	9,528
September	9,292	11,164
October	11,197	
November	13,095	
December	14,751	
January	15,935	
February	18,397	
March	20,669	
April	21,541	
May	21,536	
June	21,536	

QUALITY

	Quantity	Base Number	Contract	AT	Region	England
% of FP17s for the same patient ID Re-attending within 3 months - Children	677	2,087	32.4%	12.0%	12.2%	11.6%
% of FP17s for the same patient ID Re-attending within 3 months - Adults	754	4,893	15.4%	16.0%	15.8%	15.5%
% of FP17s for the same patient ID Re-attending between 3 & 9 months - Children	1,054	2,087	50.5%	58.2%	60.3%	58.8%
% of FP17s for the same patient ID Re-attending between 3 & 9 months - Adults	3,102	4,893	63.4%	51.6%	53.5%	51.1%
% of FP17s for Band 1 Urgent Courses	234	6,557	3.6%	10.1%	9.1%	9.0%
% of FP17s Relating to Free Repair or Replacements	51	6,557	0.8%	0.8%	1.0%	0.8%
% of FP17s Relating to Continuations	16	6,557	0.2%	0.9%	1.0%	0.9%
% of Patients satisfied with the dentistry they have received	4	5	N/A	94.9%	93.6%	93.3%
% of Patients satisfied with the time they had to wait for an appointment	5	5	N/A	89.4%	89.8%	88.9%

* This is based on patients treated on this contract for their most recent course of treatment. Figures in italics indicate the base number of FP17s or Patient Questionnaire responses are less than 100. N/A is shown where the base number of responses is less than 10 during the period. % is calculated as Quantity/Base number*100

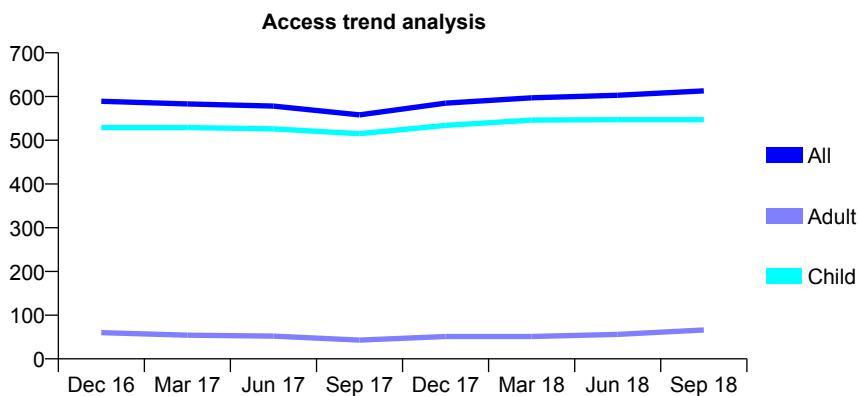
Q46 - Vital Signs At a Glance Contract Report for 732710/0001 - September 2018

Name or company name	MRS DE SLOANE
Contract type name	GDS Contract
Purpose of contract	General
Contract start date	01/04/2006
Contract end date	

18/19 Contracted general activity (UDA)	923
Carry forward general activity (UDA)	0
18/19 Contracted orthodontic activity (UOA)	0
Carry forward orthodontic activity (UOA)	0
Baseline contract value	£23,086.67

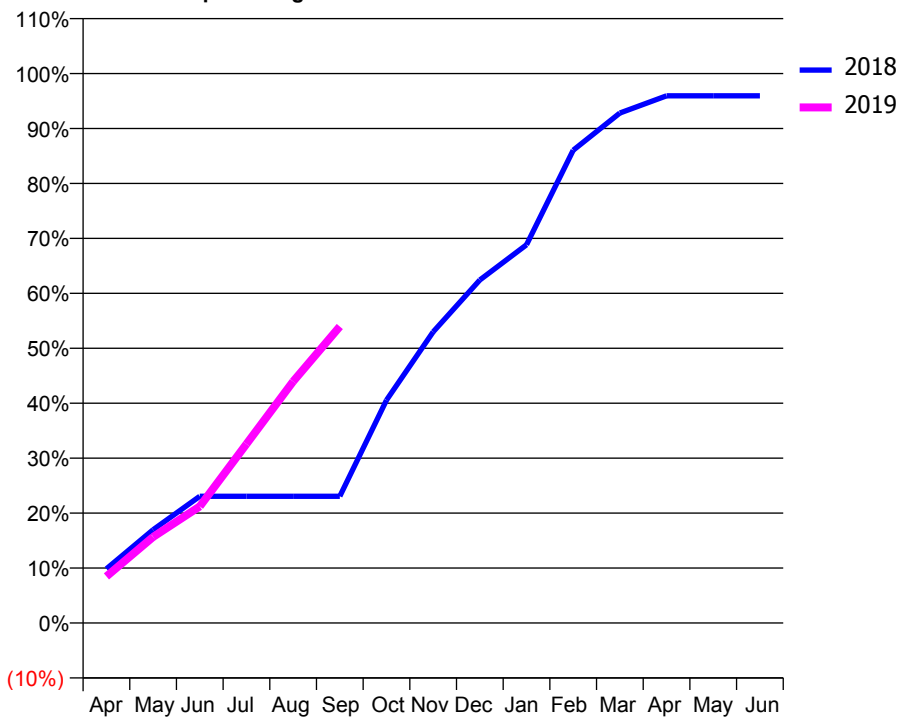
ACCESS*

Patients seen in 24 months	Total	Change since previous quarter
Quarter ending September 2017	558	
Quarter ending December 2017	585	↑
Quarter ending March 2018	597	↑
Quarter ending June 2018	603	→
Quarter ending September 2018	613	→
Variance since September 2017	9.9%	↑



ACTIVITY

Cumulative percentage of contracted UDA delivered 2018 & 2019



Month	Adjusted Scheduled Activity (UDA)	
	2018	2019
April	91	78
May	157	145
June	213	196
July	213	301
August	213	406
September	213	498
October	374	
November	489	
December	576	
January	635	
February	794	
March	857	
April	886	
May	886	
June	886	

QUALITY

	Quantity	Base Number	Contract	AT	Region	England
% of FP17s for the same patient ID Re-attending within 3 months - Children	19	432	4.4%	12.0%	12.2%	11.6%
% of FP17s for the same patient ID Re-attending within 3 months - Adults	0	15	0.0%	16.0%	15.8%	15.5%
% of FP17s for the same patient ID Re-attending between 3 & 9 months - Children	285	432	66.0%	58.2%	60.3%	58.8%
% of FP17s for the same patient ID Re-attending between 3 & 9 months - Adults	6	15	40.0%	51.6%	53.5%	51.1%
% of FP17s for Band 1 Urgent Courses	10	423	2.4%	10.1%	9.1%	9.0%
% of FP17s Relating to Free Repair or Replacements	0	423	0.0%	0.8%	1.0%	0.8%
% of FP17s Relating to Continuations	0	423	0.0%	0.9%	1.0%	0.9%
% of Patients satisfied with the dentistry they have received	0	0	N/A	94.9%	93.6%	93.3%
% of Patients satisfied with the time they had to wait for an appointment	0	0	N/A	89.4%	89.8%	88.9%

* This is based on patients treated on this contract for their most recent course of treatment. Figures in italics indicate the base number of FP17s or Patient Questionnaire responses are less than 100. N/A is shown where the base number of responses is less than 10 during the period. % is calculated as Quantity/Base number*100

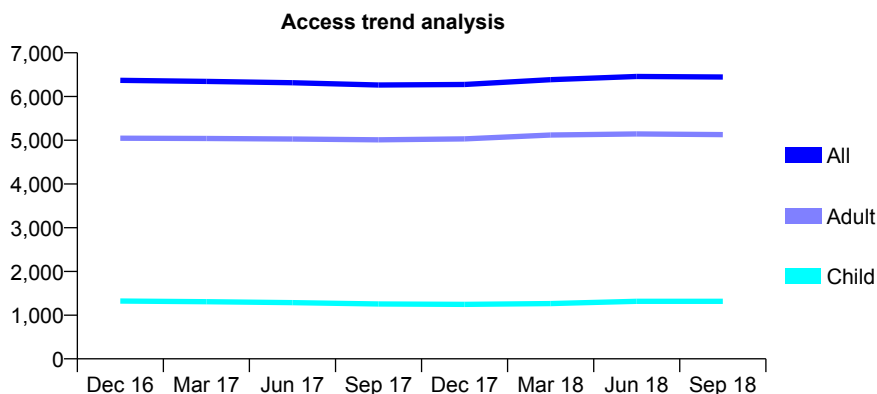
Q46 - Vital Signs At a Glance Contract Report for 738395/0001 - September 2018

Name or company name	MR DM HARPER
Contract type name	GDS Contract
Purpose of contract	General and Orthodontic
Contract start date	01/04/2006
Contract end date	

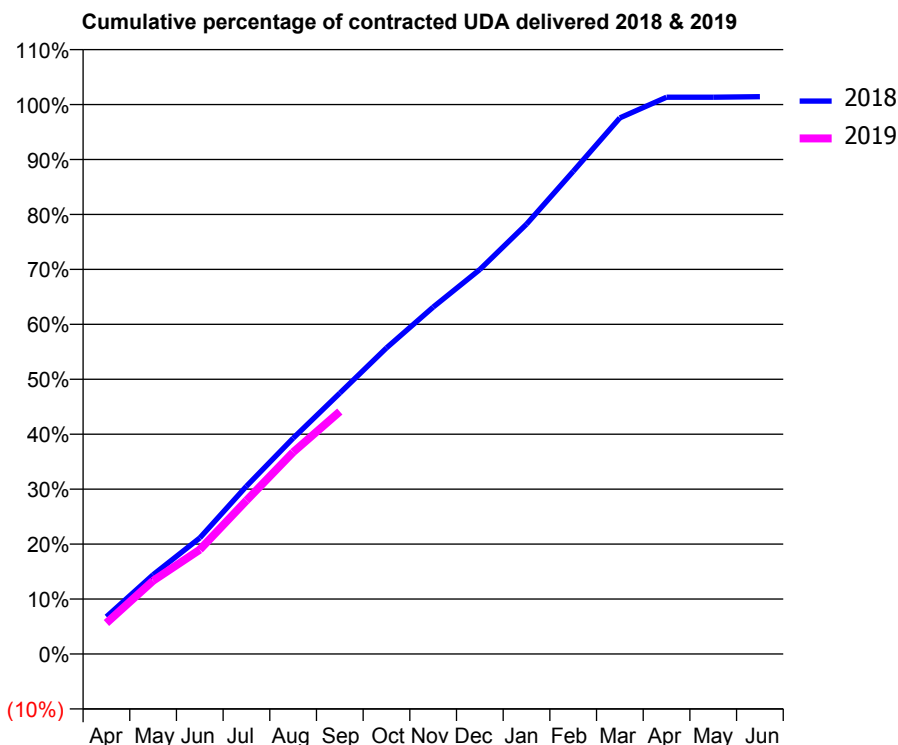
18/19 Contracted general activity (UDA)	18,039
Carry forward general activity (UDA)	0
18/19 Contracted orthodontic activity (UOA)	0
Carry forward orthodontic activity (UOA)	0
Baseline contract value	£570,749.63

ACCESS*

Patients seen in 24 months	Total	Change since previous quarter
Quarter ending September 2017	6,263	
Quarter ending December 2017	6,276	→
Quarter ending March 2018	6,384	→
Quarter ending June 2018	6,458	→
Quarter ending September 2018	6,446	→
Variance since September 2017	2.9%	↑



ACTIVITY



Month	Adjusted Scheduled Activity (UDA)	
	2018	2019
April	1,225	1,017
May	2,604	2,405
June	3,809	3,427
July	5,510	5,042
August	7,086	6,626
September	8,563	7,961
October	10,050	
November	11,389	
December	12,622	
January	14,111	
February	15,843	
March	17,599	
April	18,279	
May	18,277	
June	18,295	

QUALITY

	Quantity	Base Number	Contract	AT	Region	England
% of FP17s for the same patient ID Re-attending within 3 months - Children	92	1,107	8.3%	12.0%	12.2%	11.6%
% of FP17s for the same patient ID Re-attending within 3 months - Adults	596	3,962	15.0%	16.0%	15.8%	15.5%
% of FP17s for the same patient ID Re-attending between 3 & 9 months - Children	658	1,107	59.4%	58.2%	60.3%	58.8%
% of FP17s for the same patient ID Re-attending between 3 & 9 months - Adults	2,304	3,962	58.2%	51.6%	53.5%	51.1%
% of FP17s for Band 1 Urgent Courses	616	4,755	13.0%	10.1%	9.1%	9.0%
% of FP17s Relating to Free Repair or Replacements	59	4,755	1.2%	0.8%	1.0%	0.8%
% of FP17s Relating to Continuations	20	4,755	0.4%	0.9%	1.0%	0.9%
% of Patients satisfied with the dentistry they have received	3	3	N/A	94.9%	93.6%	93.3%
% of Patients satisfied with the time they had to wait for an appointment	2	3	N/A	89.4%	89.8%	88.9%

* This is based on patients treated on this contract for their most recent course of treatment. Figures in italics indicate the base number of FP17s or Patient Questionnaire responses are less than 100. N/A is shown where the base number of responses is less than 10 during the period. % is calculated as Quantity/Base number*100

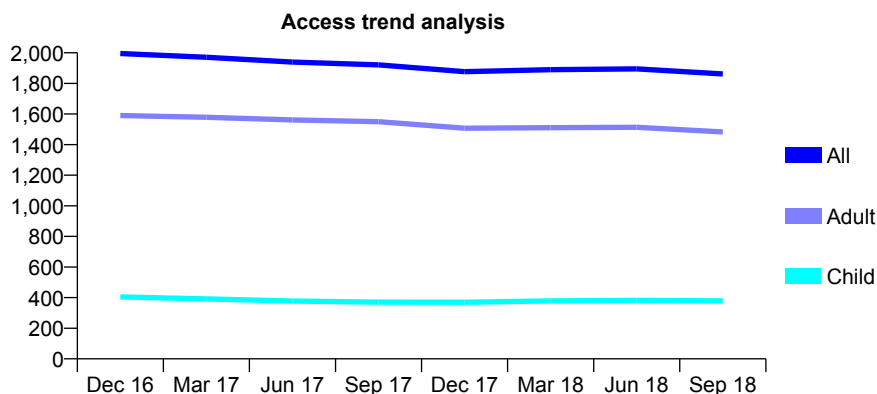
Q46 - Vital Signs At a Glance Contract Report for 738689/0001 - September 2018

Name or company name	MR ID HASKINS
Contract type name	GDS Contract
Purpose of contract	General
Contract start date	01/04/2006
Contract end date	

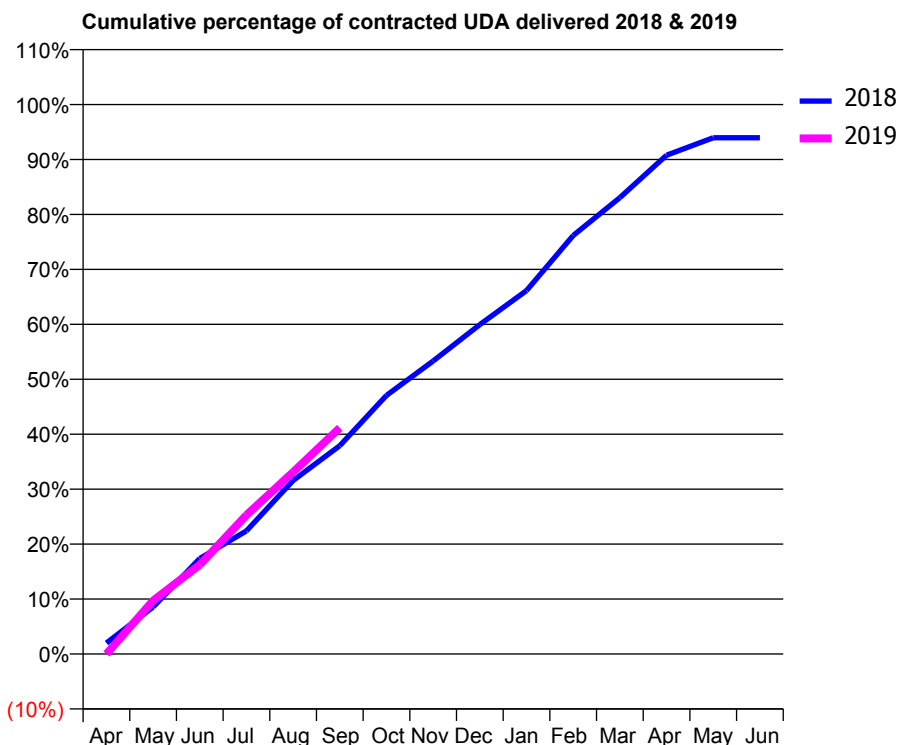
18/19 Contracted general activity (UDA)	5,000
Carry forward general activity (UDA)	0
18/19 Contracted orthodontic activity (UOA)	0
Carry forward orthodontic activity (UOA)	0
Baseline contract value	£116,681.78

ACCESS*

Patients seen in 24 months	Total	Change since previous quarter
Quarter ending September 2017	1,921	
Quarter ending December 2017	1,877	↓
Quarter ending March 2018	1,890	→
Quarter ending June 2018	1,895	→
Quarter ending September 2018	1,862	↓
Variance since September 2017	(3.1%)	↓



ACTIVITY



Month	Adjusted Scheduled Activity (UDA)	
	2018	2019
April	100	0
May	427	486
June	870	813
July	1,120	1,265
August	1,579	1,656
September	1,895	2,058
October	2,354	
November	2,666	
December	2,997	
January	3,306	
February	3,808	
March	4,153	
April	4,539	
May	4,697	
June	4,697	

QUALITY

	Quantity	Base Number	Contract	AT	Region	England
% of FP17s for the same patient ID Re-attending within 3 months - Children	21	271	7.7%	12.0%	12.2%	11.6%
% of FP17s for the same patient ID Re-attending within 3 months - Adults	231	1,259	18.3%	16.0%	15.8%	15.5%
% of FP17s for the same patient ID Re-attending between 3 & 9 months - Children	153	271	56.5%	58.2%	60.3%	58.8%
% of FP17s for the same patient ID Re-attending between 3 & 9 months - Adults	743	1,259	59.0%	51.6%	53.5%	51.1%
% of FP17s for Band 1 Urgent Courses	96	1,242	7.7%	10.1%	9.1%	9.0%
% of FP17s Relating to Free Repair or Replacements	17	1,242	1.4%	0.8%	1.0%	0.8%
% of FP17s Relating to Continuations	24	1,242	1.9%	0.9%	1.0%	0.9%
% of Patients satisfied with the dentistry they have received	0	0	N/A	94.9%	93.6%	93.3%
% of Patients satisfied with the time they had to wait for an appointment	0	0	N/A	89.4%	89.8%	88.9%

* This is based on patients treated on this contract for their most recent course of treatment. Figures in italics indicate the base number of FP17s or Patient Questionnaire responses are less than 100. N/A is shown where the base number of responses is less than 10 during the period. % is calculated as Quantity/Base number*100

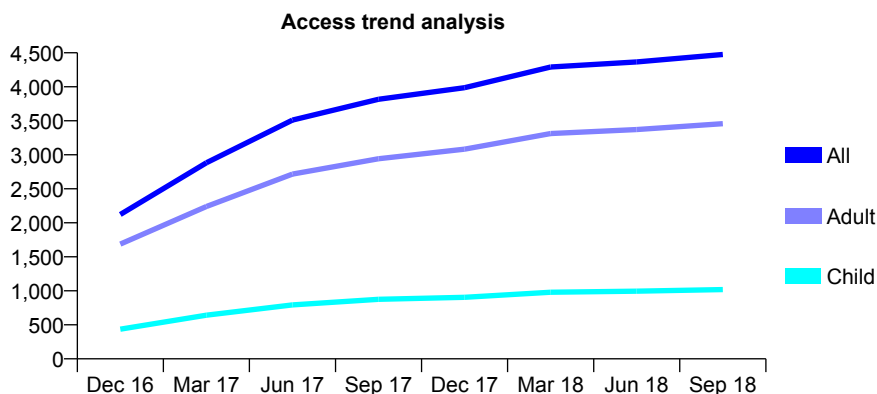
Q46 - Vital Signs At a Glance Contract Report for 739650/0001 - September 2018

Name or company name	Ms G Midha
Contract type name	GDS Contract
Purpose of contract	General
Contract start date	01/04/2006
Contract end date	

18/19 Contracted general activity (UDA)	16,034
Carry forward general activity (UDA)	0
18/19 Contracted orthodontic activity (UOA)	0
Carry forward orthodontic activity (UOA)	0
Baseline contract value	£373,367.78

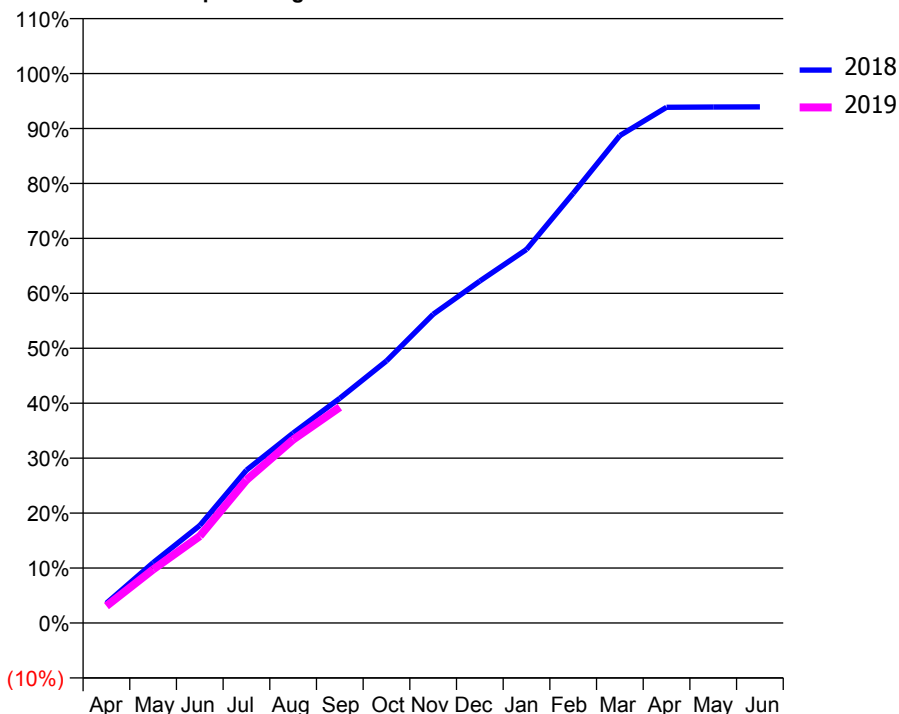
ACCESS*

Patients seen in 24 months	Total	Change since previous quarter
Quarter ending September 2017	3,817	
Quarter ending December 2017	3,988	↑
Quarter ending March 2018	4,291	↑
Quarter ending June 2018	4,366	→
Quarter ending September 2018	4,476	↑
Variance since September 2017	17.3%	↑



ACTIVITY

Cumulative percentage of contracted UDA delivered 2018 & 2019



Month	Adjusted Scheduled Activity (UDA)	
	2018	2019
April	577	497
May	1,762	1,563
June	2,844	2,536
July	4,461	4,175
August	5,542	5,353
September	6,560	6,299
October	7,647	
November	9,008	
December	9,980	
January	10,900	
February	12,537	
March	14,224	
April	15,049	
May	15,055	
June	15,059	

QUALITY

	Quantity	Base Number	Contract	AT	Region	England
% of FP17s for the same patient ID Re-attending within 3 months - Children	69	687	10.0%	12.0%	12.2%	11.6%
% of FP17s for the same patient ID Re-attending within 3 months - Adults	525	2,421	21.7%	16.0%	15.8%	15.5%
% of FP17s for the same patient ID Re-attending between 3 & 9 months - Children	334	687	48.6%	58.2%	60.3%	58.8%
% of FP17s for the same patient ID Re-attending between 3 & 9 months - Adults	1,166	2,421	48.2%	51.6%	53.5%	51.1%
% of FP17s for Band 1 Urgent Courses	442	2,768	16.0%	10.1%	9.1%	9.0%
% of FP17s Relating to Free Repair or Replacements	36	2,768	1.3%	0.8%	1.0%	0.8%
% of FP17s Relating to Continuations	36	2,768	1.3%	0.9%	1.0%	0.9%
% of Patients satisfied with the dentistry they have received	0	0	N/A	94.9%	93.6%	93.3%
% of Patients satisfied with the time they had to wait for an appointment	0	0	N/A	89.4%	89.8%	88.9%

* This is based on patients treated on this contract for their most recent course of treatment. Figures in italics indicate the base number of FP17s or Patient Questionnaire responses are less than 100. N/A is shown where the base number of responses is less than 10 during the period. % is calculated as Quantity/Base number*100

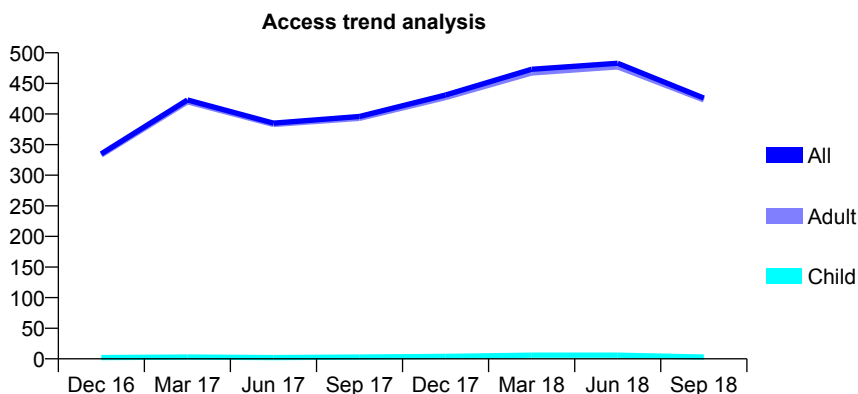
Q46 - Vital Signs At a Glance Contract Report for 741582/0001 - September 2018

Name or company name	Red Rose Dental Group
Contract type name	PDS Contract
Purpose of contract	General
Contract start date	01/09/2007
Contract end date	31/03/2019

18/19 Contracted general activity (UDA)	1,392
Carry forward general activity (UDA)	0
18/19 Contracted orthodontic activity (UOA)	0
Carry forward orthodontic activity (UOA)	0
Baseline contract value	£253,524.27

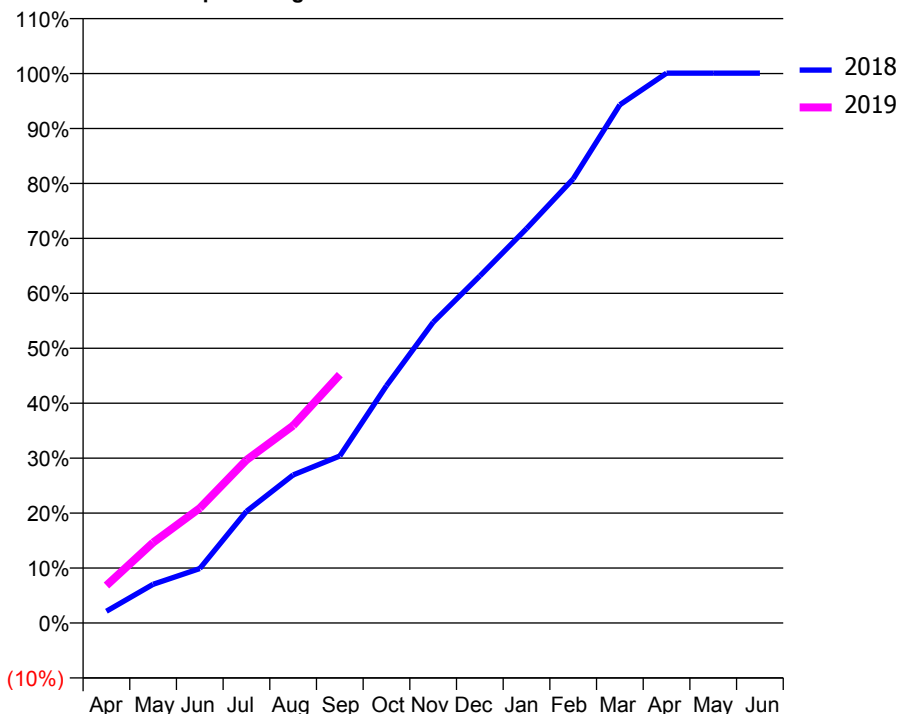
ACCESS*

Patients seen in 24 months	Total	Change since previous quarter
Quarter ending September 2017	396	
Quarter ending December 2017	431	↑
Quarter ending March 2018	473	↑
Quarter ending June 2018	483	↑
Quarter ending September 2018	426	↓
Variance since September 2017	7.6%	↑



ACTIVITY

Cumulative percentage of contracted UDA delivered 2018 & 2019



Month	Adjusted Scheduled Activity (UDA)	
	2018	2019
April	30	95
May	98	204
June	138	291
July	283	413
August	375	500
September	423	629
October	601	
November	762	
December	879	
January	999	
February	1,125	
March	1,313	
April	1,393	
May	1,393	
June	1,393	

QUALITY

	Quantity	Base Number	Contract	AT	Region	England
% of FP17s for the same patient ID Re-attending within 3 months - Children	0	3	0.0%	12.0%	12.2%	11.6%
% of FP17s for the same patient ID Re-attending within 3 months - Adults	11	260	4.2%	16.0%	15.8%	15.5%
% of FP17s for the same patient ID Re-attending between 3 & 9 months - Children	0	3	0.0%	58.2%	60.3%	58.8%
% of FP17s for the same patient ID Re-attending between 3 & 9 months - Adults	1	260	0.4%	51.6%	53.5%	51.1%
% of FP17s for Band 1 Urgent Courses	0	233	0.0%	10.1%	9.1%	9.0%
% of FP17s Relating to Free Repair or Replacements	0	233	0.0%	0.8%	1.0%	0.8%
% of FP17s Relating to Continuations	0	233	0.0%	0.9%	1.0%	0.9%
% of Patients satisfied with the dentistry they have received	0	0	N/A	94.9%	93.6%	93.3%
% of Patients satisfied with the time they had to wait for an appointment	0	0	N/A	89.4%	89.8%	88.9%

* This is based on patients treated on this contract for their most recent course of treatment. Figures in italics indicate the base number of FP17s or Patient Questionnaire responses are less than 100. N/A is shown where the base number of responses is less than 10 during the period. % is calculated as Quantity/Base number*100

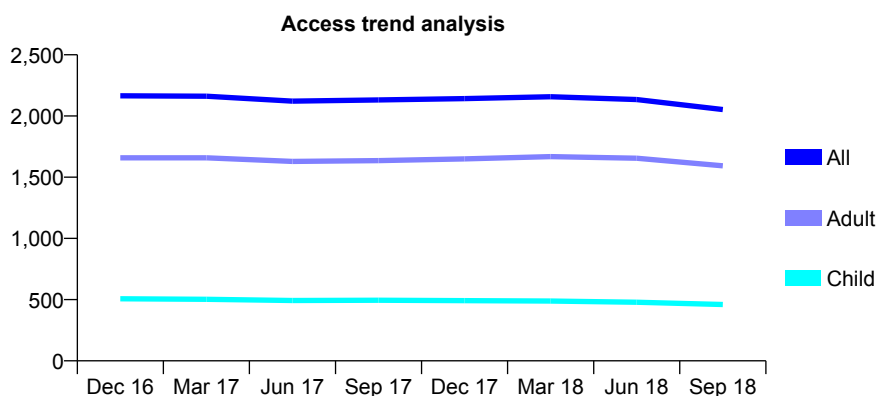
Q46 - Vital Signs At a Glance Contract Report for 742422/0001 - September 2018

Name or company name	MRS JM MASON
Contract type name	GDS Contract
Purpose of contract	General
Contract start date	01/04/2006
Contract end date	

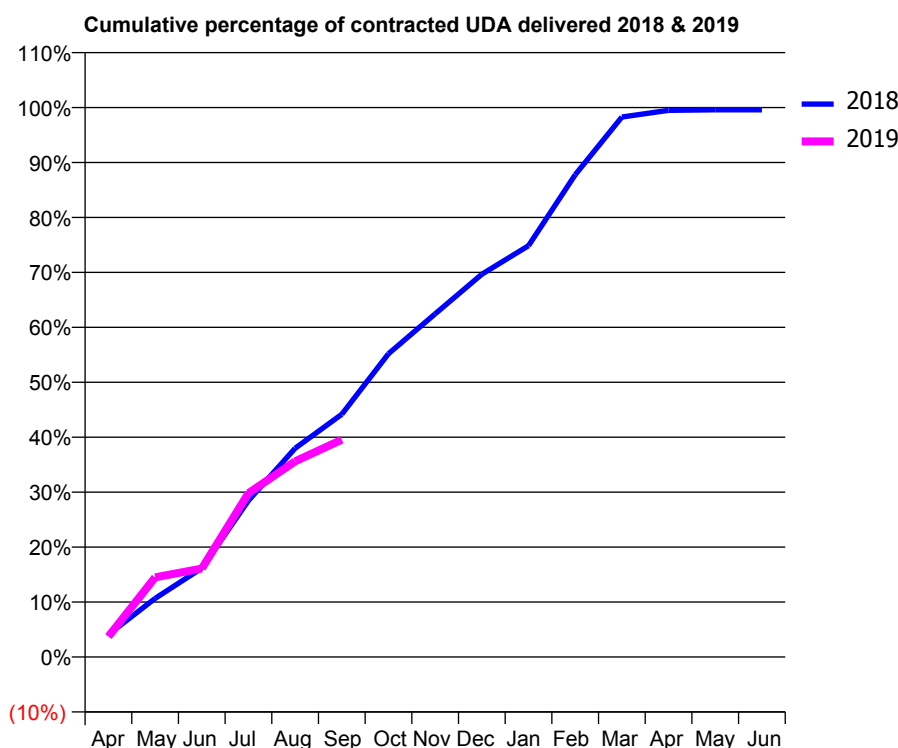
18/19 Contracted general activity (UDA)	7,226
Carry forward general activity (UDA)	0
18/19 Contracted orthodontic activity (UOA)	0
Carry forward orthodontic activity (UOA)	0
Baseline contract value	£174,372.63

ACCESS*

Patients seen in 24 months	Total	Change since previous quarter
Quarter ending September 2017	2,131	
Quarter ending December 2017	2,142	→
Quarter ending March 2018	2,157	→
Quarter ending June 2018	2,134	↓
Quarter ending September 2018	2,053	↓
Variance since September 2017	(3.7%)	↓



ACTIVITY



Month	Adjusted Scheduled Activity (UDA)	
	2018	2019
April	296	269
May	771	1,047
June	1,170	1,164
July	2,057	2,154
August	2,745	2,573
September	3,193	2,857
October	3,989	
November	4,513	
December	5,033	
January	5,410	
February	6,342	
March	7,102	
April	7,189	
May	7,195	
June	7,195	

QUALITY

	Quantity	Base Number	Contract	AT	Region	England
% of FP17s for the same patient ID Re-attending within 3 months - Children	22	307	7.2%	12.0%	12.2%	11.6%
% of FP17s for the same patient ID Re-attending within 3 months - Adults	119	1,110	10.7%	16.0%	15.8%	15.5%
% of FP17s for the same patient ID Re-attending between 3 & 9 months - Children	192	307	62.5%	58.2%	60.3%	58.8%
% of FP17s for the same patient ID Re-attending between 3 & 9 months - Adults	639	1,110	57.6%	51.6%	53.5%	51.1%
% of FP17s for Band 1 Urgent Courses	84	1,363	6.2%	10.1%	9.1%	9.0%
% of FP17s Relating to Free Repair or Replacements	27	1,363	2.0%	0.8%	1.0%	0.8%
% of FP17s Relating to Continuations	12	1,363	0.9%	0.9%	1.0%	0.9%
% of Patients satisfied with the dentistry they have received	1	1	N/A	94.9%	93.6%	93.3%
% of Patients satisfied with the time they had to wait for an appointment	1	1	N/A	89.4%	89.8%	88.9%

* This is based on patients treated on this contract for their most recent course of treatment. Figures in italics indicate the base number of FP17s or Patient Questionnaire responses are less than 100. N/A is shown where the base number of responses is less than 10 during the period. % is calculated as Quantity/Base number*100

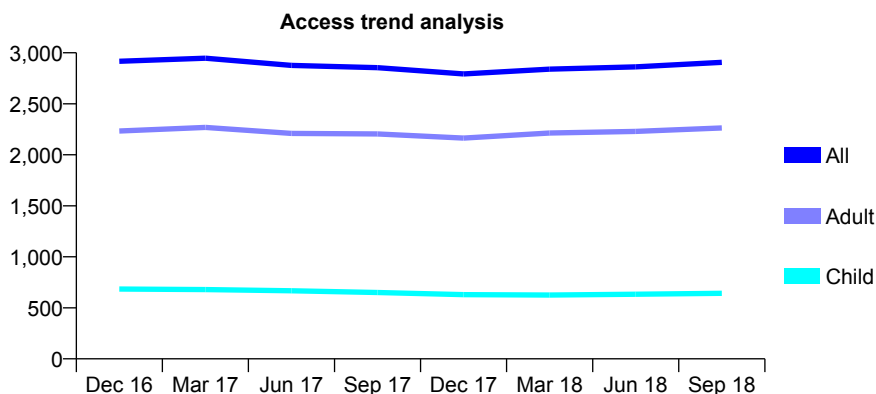
Q46 - Vital Signs At a Glance Contract Report for 746428/0001 - September 2018

Name or company name	MR EH BURKE
Contract type name	GDS Contract
Purpose of contract	General
Contract start date	01/03/2015
Contract end date	

18/19 Contracted general activity (UDA)	8,718
Carry forward general activity (UDA)	0
18/19 Contracted orthodontic activity (UOA)	0
Carry forward orthodontic activity (UOA)	0
Baseline contract value	£277,413.01

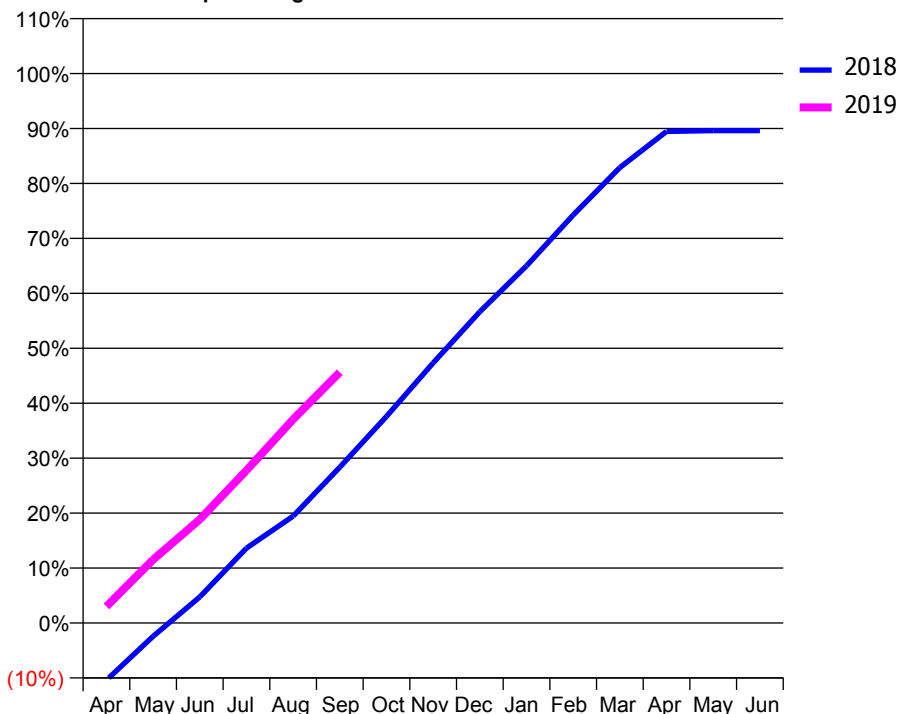
ACCESS*

Patients seen in 24 months	Total	Change since previous quarter
Quarter ending September 2017	2,854	
Quarter ending December 2017	2,793	↓
Quarter ending March 2018	2,840	→
Quarter ending June 2018	2,862	→
Quarter ending September 2018	2,906	→
Variance since September 2017	1.8%	→



ACTIVITY

Cumulative percentage of contracted UDA delivered 2018 & 2019



Month	Adjusted Scheduled Activity (UDA)	
	2018	2019
April	-908	263
May	-212	1,006
June	413	1,644
July	1,188	2,421
August	1,696	3,231
September	2,473	3,979
October	3,278	
November	4,126	
December	4,939	
January	5,666	
February	6,474	
March	7,225	
April	7,799	
May	7,811	
June	7,811	

QUALITY

	Quantity	Base Number	Contract	AT	Region	England
% of FP17s for the same patient ID Re-attending within 3 months - Children	33	577	5.7%	12.0%	12.2%	11.6%
% of FP17s for the same patient ID Re-attending within 3 months - Adults	246	1,767	13.9%	16.0%	15.8%	15.5%
% of FP17s for the same patient ID Re-attending between 3 & 9 months - Children	415	577	71.9%	58.2%	60.3%	58.8%
% of FP17s for the same patient ID Re-attending between 3 & 9 months - Adults	1,091	1,767	61.7%	51.6%	53.5%	51.1%
% of FP17s for Band 1 Urgent Courses	113	2,142	5.3%	10.1%	9.1%	9.0%
% of FP17s Relating to Free Repair or Replacements	15	2,142	0.7%	0.8%	1.0%	0.8%
% of FP17s Relating to Continuations	35	2,142	1.6%	0.9%	1.0%	0.9%
% of Patients satisfied with the dentistry they have received	1	1	N/A	94.9%	93.6%	93.3%
% of Patients satisfied with the time they had to wait for an appointment	0	1	N/A	89.4%	89.8%	88.9%

* This is based on patients treated on this contract for their most recent course of treatment. Figures in italics indicate the base number of FP17s or Patient Questionnaire responses are less than 100. N/A is shown where the base number of responses is less than 10 during the period. % is calculated as Quantity/Base number*100

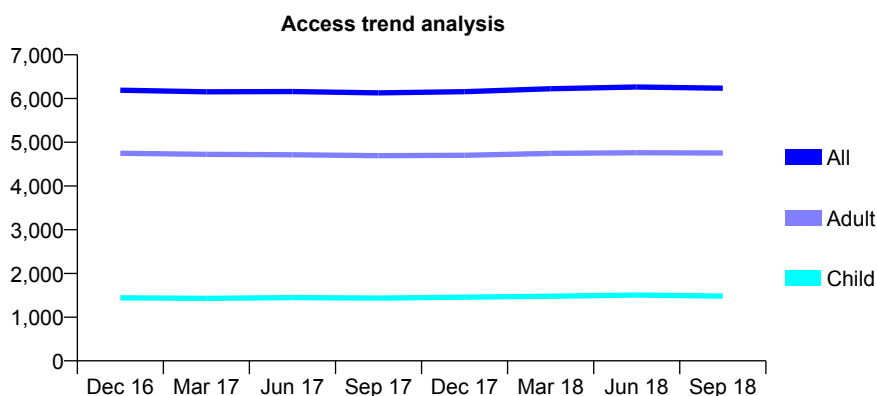
Q46 - Vital Signs At a Glance Contract Report for 749389/0001 - September 2018

Name or company name	MR PJ HUGHES
Contract type name	GDS Contract
Purpose of contract	General
Contract start date	01/02/2008
Contract end date	

18/19 Contracted general activity (UDA)	15,643
Carry forward general activity (UDA)	0
18/19 Contracted orthodontic activity (UOA)	0
Carry forward orthodontic activity (UOA)	0
Baseline contract value	£424,212.82

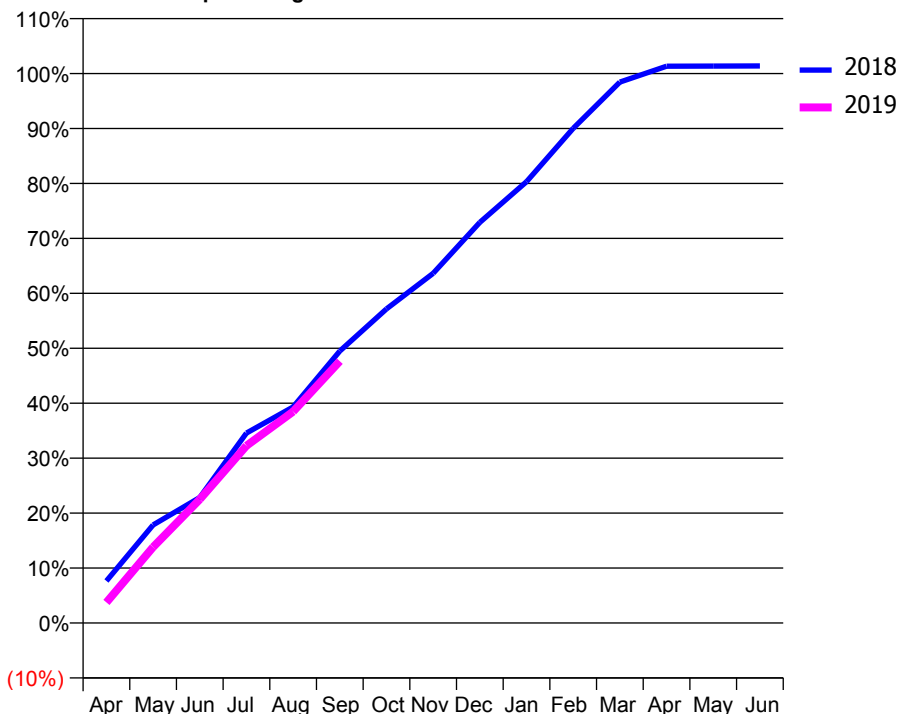
ACCESS*

Patients seen in 24 months	Total	Change since previous quarter
Quarter ending September 2017	6,130	
Quarter ending December 2017	6,157	→
Quarter ending March 2018	6,224	→
Quarter ending June 2018	6,264	→
Quarter ending September 2018	6,237	→
Variance since September 2017	1.7%	→



ACTIVITY

Cumulative percentage of contracted UDA delivered 2018 & 2019



Month	Adjusted Scheduled Activity (UDA)	
	2018	2019
April	1,198	585
May	2,793	2,160
June	3,574	3,520
July	5,409	5,049
August	6,151	6,019
September	7,741	7,453
October	8,940	
November	9,954	
December	11,406	
January	12,564	
February	14,081	
March	15,399	
April	15,852	
May	15,856	
June	15,859	

QUALITY

	Quantity	Base Number	Contract	AT	Region	England
% of FP17s for the same patient ID Re-attending within 3 months - Children	62	1,178	5.3%	12.0%	12.2%	11.6%
% of FP17s for the same patient ID Re-attending within 3 months - Adults	517	3,457	15.0%	16.0%	15.8%	15.5%
% of FP17s for the same patient ID Re-attending between 3 & 9 months - Children	797	1,178	67.7%	58.2%	60.3%	58.8%
% of FP17s for the same patient ID Re-attending between 3 & 9 months - Adults	1,645	3,457	47.6%	51.6%	53.5%	51.1%
% of FP17s for Band 1 Urgent Courses	277	4,347	6.4%	10.1%	9.1%	9.0%
% of FP17s Relating to Free Repair or Replacements	99	4,347	2.3%	0.8%	1.0%	0.8%
% of FP17s Relating to Continuations	41	4,347	0.9%	0.9%	1.0%	0.9%
% of Patients satisfied with the dentistry they have received	2	2	N/A	94.9%	93.6%	93.3%
% of Patients satisfied with the time they had to wait for an appointment	1	2	N/A	89.4%	89.8%	88.9%

* This is based on patients treated on this contract for their most recent course of treatment. Figures in italics indicate the base number of FP17s or Patient Questionnaire responses are less than 100. N/A is shown where the base number of responses is less than 10 during the period. % is calculated as Quantity/Base number*100

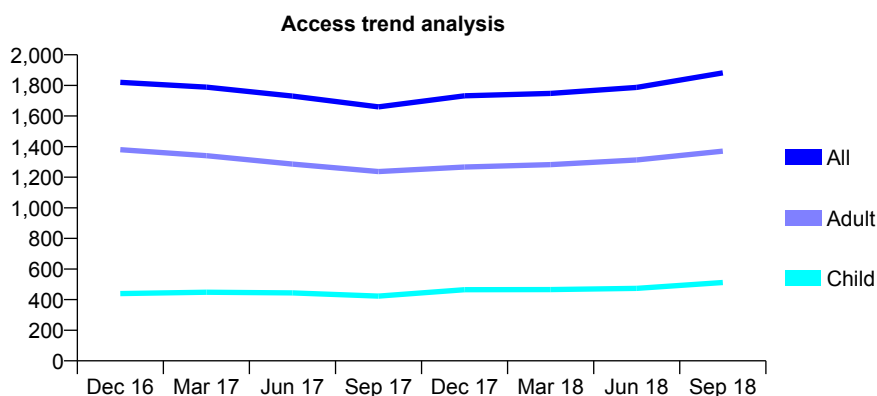
Q46 - Vital Signs At a Glance Contract Report for 749656/0004 - September 2018

Name or company name	MR R HUNTER-JAMES
Contract type name	GDS Contract
Purpose of contract	General
Contract start date	01/04/2006
Contract end date	

18/19 Contracted general activity (UDA)	5,777
Carry forward general activity (UDA)	0
18/19 Contracted orthodontic activity (UOA)	0
Carry forward orthodontic activity (UOA)	0
Baseline contract value	£156,236.33

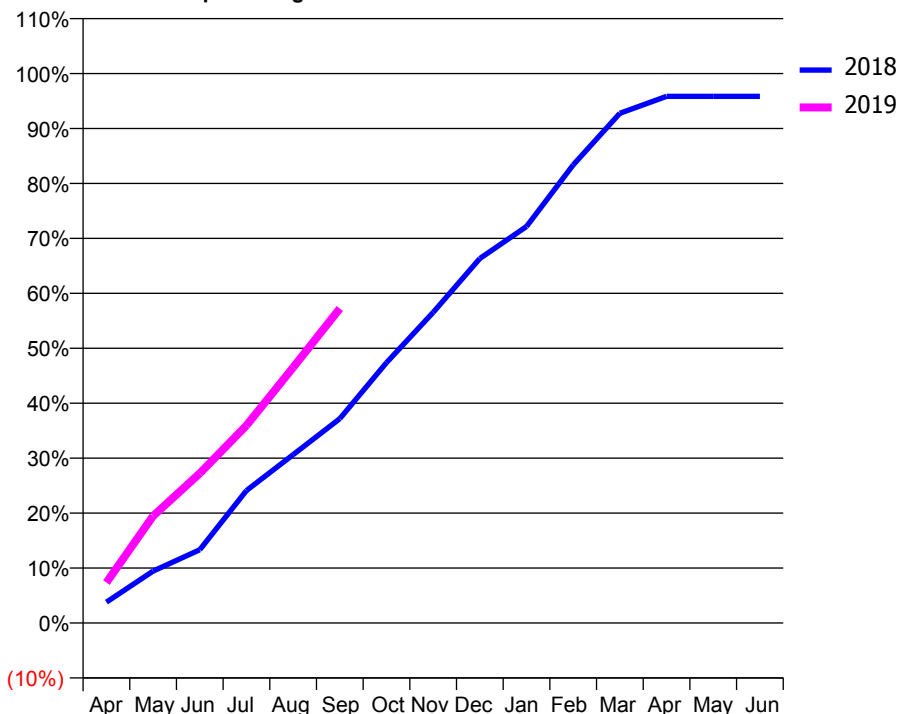
ACCESS*

Patients seen in 24 months	Total	Change since previous quarter
Quarter ending September 2017	1,660	
Quarter ending December 2017	1,732	↑
Quarter ending March 2018	1,748	→
Quarter ending June 2018	1,787	↑
Quarter ending September 2018	1,882	↑
Variance since September 2017	13.4%	↑



ACTIVITY

Cumulative percentage of contracted UDA delivered 2018 & 2019



Month	Adjusted Scheduled Activity (UDA)	
	2018	2019
April	219	425
May	546	1,125
June	771	1,574
July	1,393	2,077
August	1,770	2,686
September	2,148	3,307
October	2,737	
November	3,265	
December	3,832	
January	4,169	
February	4,817	
March	5,359	
April	5,537	
May	5,537	
June	5,537	

QUALITY

	Quantity	Base Number	Contract	AT	Region	England
% of FP17s for the same patient ID Re-attending within 3 months - Children	34	438	7.8%	12.0%	12.2%	11.6%
% of FP17s for the same patient ID Re-attending within 3 months - Adults	158	1,031	15.3%	16.0%	15.8%	15.5%
% of FP17s for the same patient ID Re-attending between 3 & 9 months - Children	223	438	50.9%	58.2%	60.3%	58.8%
% of FP17s for the same patient ID Re-attending between 3 & 9 months - Adults	367	1,031	35.6%	51.6%	53.5%	51.1%
% of FP17s for Band 1 Urgent Courses	88	1,386	6.3%	10.1%	9.1%	9.0%
% of FP17s Relating to Free Repair or Replacements	7	1,386	0.5%	0.8%	1.0%	0.8%
% of FP17s Relating to Continuations	18	1,386	1.3%	0.9%	1.0%	0.9%
% of Patients satisfied with the dentistry they have received	0	0	N/A	94.9%	93.6%	93.3%
% of Patients satisfied with the time they had to wait for an appointment	0	0	N/A	89.4%	89.8%	88.9%

* This is based on patients treated on this contract for their most recent course of treatment. Figures in italics indicate the base number of FP17s or Patient Questionnaire responses are less than 100. N/A is shown where the base number of responses is less than 10 during the period. % is calculated as Quantity/Base number*100

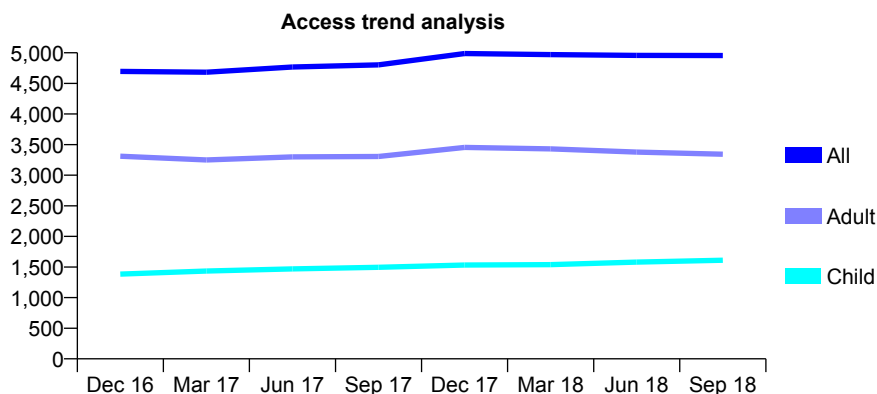
Q46 - Vital Signs At a Glance Contract Report for 755931/0003 - September 2018

Name or company name	MISS R DHARIWAL
Contract type name	GDS Contract
Purpose of contract	General
Contract start date	07/12/2009
Contract end date	

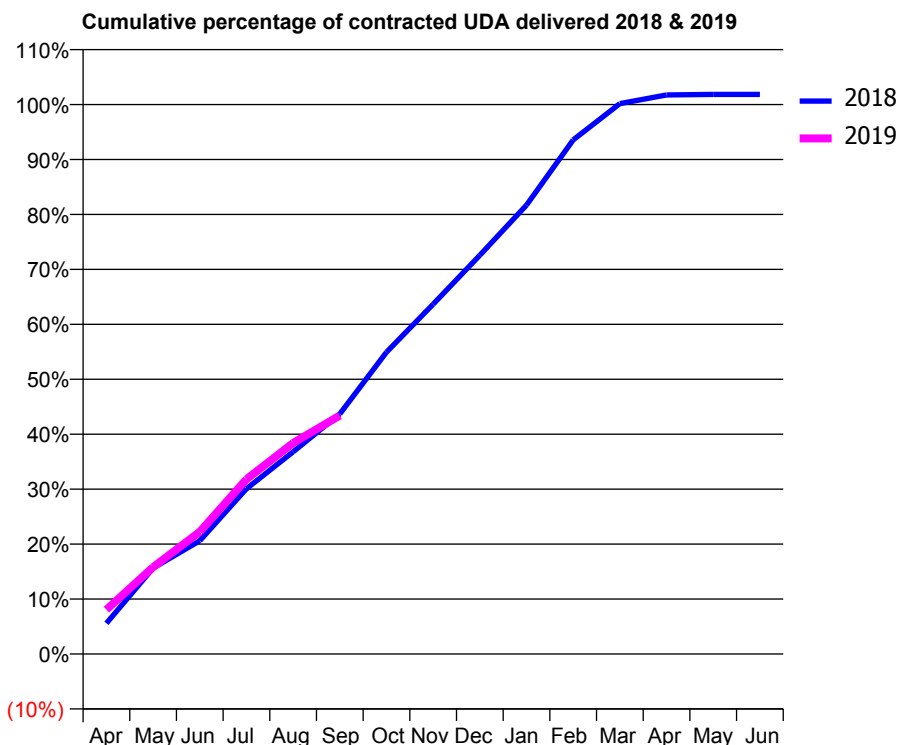
18/19 Contracted general activity (UDA)	13,345
Carry forward general activity (UDA)	0
18/19 Contracted orthodontic activity (UOA)	0
Carry forward orthodontic activity (UOA)	0
Baseline contract value	£329,967.85

ACCESS*

Patients seen in 24 months	Total	Change since previous quarter
Quarter ending September 2017	4,802	
Quarter ending December 2017	4,987	↑
Quarter ending March 2018	4,970	→
Quarter ending June 2018	4,957	→
Quarter ending September 2018	4,955	→
Variance since September 2017	3.2%	↑



ACTIVITY



Month	Adjusted Scheduled Activity (UDA)	
	2018	2019
April	746	1,077
May	2,088	2,111
June	2,750	2,967
July	4,014	4,245
August	4,913	5,124
September	5,830	5,792
October	7,329	
November	8,497	
December	9,683	
January	10,901	
February	12,485	
March	13,366	
April	13,578	
May	13,589	
June	13,589	

QUALITY

	Quantity	Base Number	Contract	AT	Region	England
% of FP17s for the same patient ID Re-attending within 3 months - Children	382	1,651	23.1%	12.0%	12.2%	11.6%
% of FP17s for the same patient ID Re-attending within 3 months - Adults	185	1,206	15.3%	16.0%	15.8%	15.5%
% of FP17s for the same patient ID Re-attending between 3 & 9 months - Children	947	1,651	57.4%	58.2%	60.3%	58.8%
% of FP17s for the same patient ID Re-attending between 3 & 9 months - Adults	570	1,206	47.3%	51.6%	53.5%	51.1%
% of FP17s for Band 1 Urgent Courses	198	2,773	7.1%	10.1%	9.1%	9.0%
% of FP17s Relating to Free Repair or Replacements	14	2,773	0.5%	0.8%	1.0%	0.8%
% of FP17s Relating to Continuations	49	2,773	1.8%	0.9%	1.0%	0.9%
% of Patients satisfied with the dentistry they have received	0	0	N/A	94.9%	93.6%	93.3%
% of Patients satisfied with the time they had to wait for an appointment	0	0	N/A	89.4%	89.8%	88.9%

* This is based on patients treated on this contract for their most recent course of treatment. Figures in italics indicate the base number of FP17s or Patient Questionnaire responses are less than 100. N/A is shown where the base number of responses is less than 10 during the period. % is calculated as Quantity/Base number*100

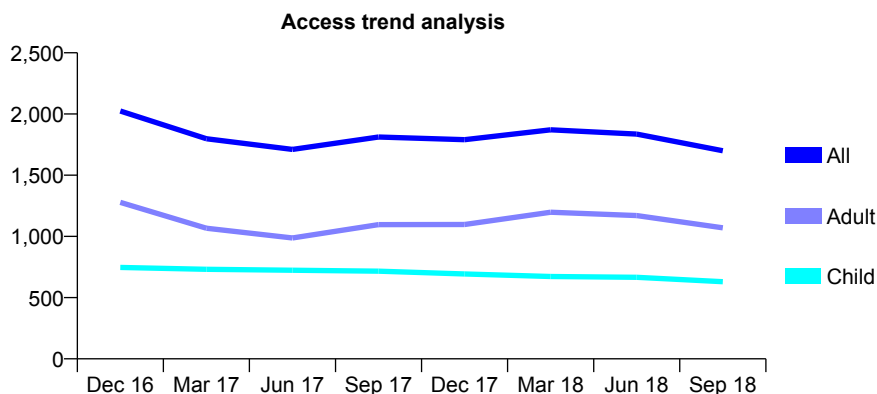
Q46 - Vital Signs At a Glance Contract Report for 755931/0006 - September 2018

Name or company name	MISS R DHARIWAL
Contract type name	GDS Contract
Purpose of contract	General
Contract start date	01/02/2012
Contract end date	

18/19 Contracted general activity (UDA)	4,340
Carry forward general activity (UDA)	0
18/19 Contracted orthodontic activity (UOA)	0
Carry forward orthodontic activity (UOA)	0
Baseline contract value	£107,316.46

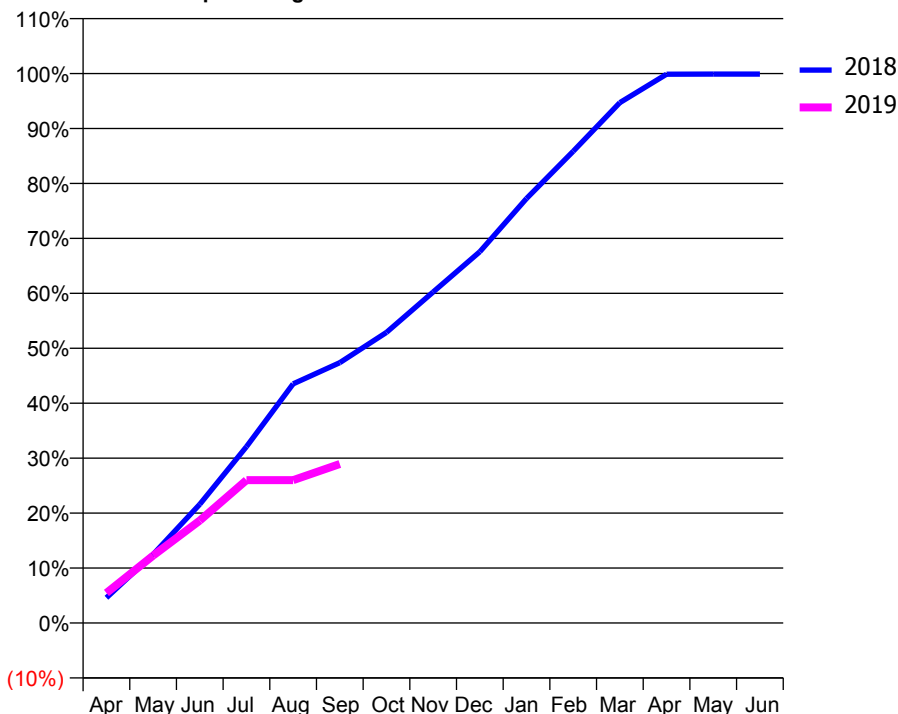
ACCESS*

Patients seen in 24 months	Total	Change since previous quarter
Quarter ending September 2017	1,812	
Quarter ending December 2017	1,790	↓
Quarter ending March 2018	1,871	↑
Quarter ending June 2018	1,836	↓
Quarter ending September 2018	1,700	↓
Variance since September 2017	(6.2%)	↓



ACTIVITY

Cumulative percentage of contracted UDA delivered 2018 & 2019



Month	Adjusted Scheduled Activity (UDA)	
	2018	2019
April	199	238
May	542	532
June	937	809
July	1,393	1,129
August	1,889	1,129
September	2,056	1,256
October	2,296	
November	2,614	
December	2,932	
January	3,353	
February	3,725	
March	4,110	
April	4,335	
May	4,336	
June	4,336	

QUALITY

	Quantity	Base Number	Contract	AT	Region	England
% of FP17s for the same patient ID Re-attending within 3 months - Children	15	338	4.4%	12.0%	12.2%	11.6%
% of FP17s for the same patient ID Re-attending within 3 months - Adults	58	378	15.3%	16.0%	15.8%	15.5%
% of FP17s for the same patient ID Re-attending between 3 & 9 months - Children	224	338	66.3%	58.2%	60.3%	58.8%
% of FP17s for the same patient ID Re-attending between 3 & 9 months - Adults	158	378	41.8%	51.6%	53.5%	51.1%
% of FP17s for Band 1 Urgent Courses	68	601	11.3%	10.1%	9.1%	9.0%
% of FP17s Relating to Free Repair or Replacements	2	601	0.3%	0.8%	1.0%	0.8%
% of FP17s Relating to Continuations	3	601	0.5%	0.9%	1.0%	0.9%
% of Patients satisfied with the dentistry they have received	0	0	N/A	94.9%	93.6%	93.3%
% of Patients satisfied with the time they had to wait for an appointment	0	0	N/A	89.4%	89.8%	88.9%

* This is based on patients treated on this contract for their most recent course of treatment. Figures in italics indicate the base number of FP17s or Patient Questionnaire responses are less than 100. N/A is shown where the base number of responses is less than 10 during the period. % is calculated as Quantity/Base number*100

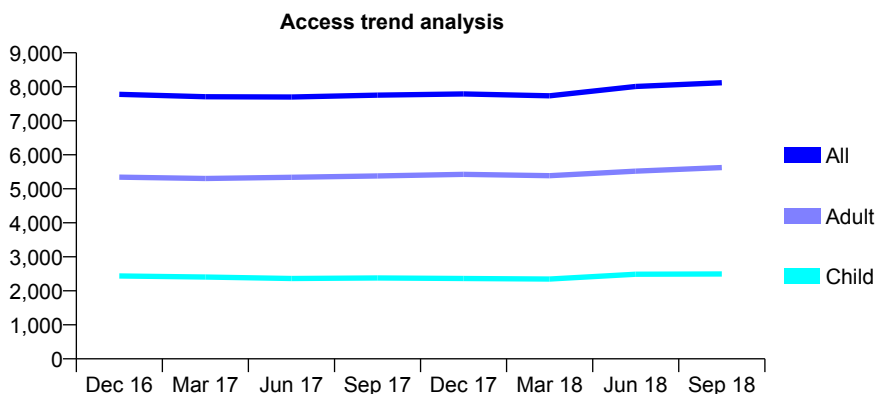
Q46 - Vital Signs At a Glance Contract Report for 755931/0008 - September 2018

Name or company name	MISS R DHARIWAL
Contract type name	GDS Contract
Purpose of contract	General
Contract start date	01/02/2014
Contract end date	

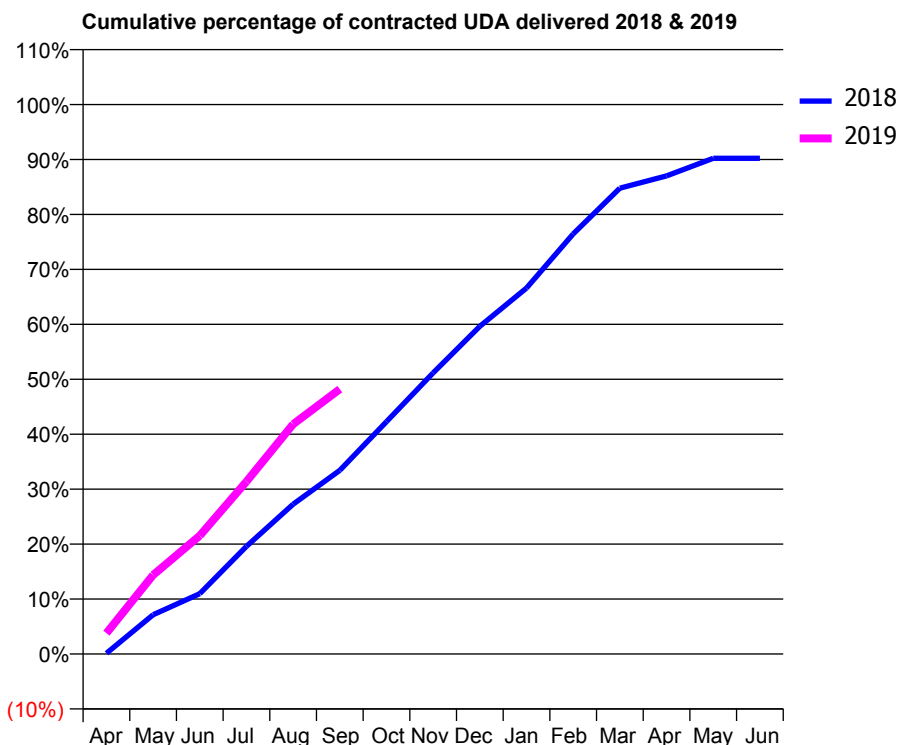
18/19 Contracted general activity (UDA)	22,713
Carry forward general activity (UDA)	0
18/19 Contracted orthodontic activity (UOA)	0
Carry forward orthodontic activity (UOA)	0
Baseline contract value	£638,345.05

ACCESS*

Patients seen in 24 months	Total	Change since previous quarter
Quarter ending September 2017	7,756	
Quarter ending December 2017	7,790	→
Quarter ending March 2018	7,735	→
Quarter ending June 2018	8,010	↑
Quarter ending September 2018	8,121	→
Variance since September 2017	4.7%	↑



ACTIVITY



Month	Adjusted Scheduled Activity (UDA)	
	2018	2019
April	31	860
May	1,625	3,265
June	2,494	4,890
July	4,453	7,129
August	6,195	9,502
September	7,591	10,946
October	9,607	
November	11,623	
December	13,548	
January	15,128	
February	17,366	
March	19,256	
April	19,761	
May	20,488	
June	20,489	

QUALITY

	Quantity	Base Number	Contract	AT	Region	England
% of FP17s for the same patient ID Re-attending within 3 months - Children	174	2,030	8.6%	12.0%	12.2%	11.6%
% of FP17s for the same patient ID Re-attending within 3 months - Adults	568	3,664	15.5%	16.0%	15.8%	15.5%
% of FP17s for the same patient ID Re-attending between 3 & 9 months - Children	1,113	2,030	54.8%	58.2%	60.3%	58.8%
% of FP17s for the same patient ID Re-attending between 3 & 9 months - Adults	1,654	3,664	45.1%	51.6%	53.5%	51.1%
% of FP17s for Band 1 Urgent Courses	752	5,100	14.7%	10.1%	9.1%	9.0%
% of FP17s Relating to Free Repair or Replacements	1	5,100	0.0%	0.8%	1.0%	0.8%
% of FP17s Relating to Continuations	18	5,100	0.4%	0.9%	1.0%	0.9%
% of Patients satisfied with the dentistry they have received	3	3	N/A	94.9%	93.6%	93.3%
% of Patients satisfied with the time they had to wait for an appointment	3	3	N/A	89.4%	89.8%	88.9%

* This is based on patients treated on this contract for their most recent course of treatment. Figures in italics indicate the base number of FP17s or Patient Questionnaire responses are less than 100. N/A is shown where the base number of responses is less than 10 during the period. % is calculated as Quantity/Base number*100

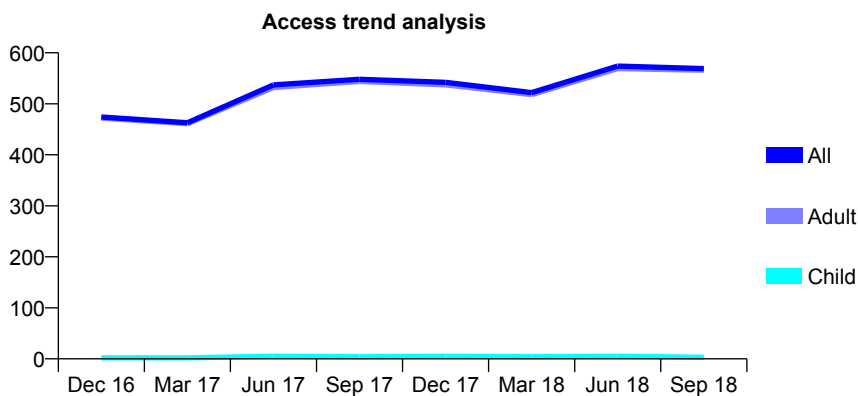
Q46 - Vital Signs At a Glance Contract Report for 755982/0001 - September 2018

Name or company name	Al-Kassab / Sapong
Contract type name	GDS Contract
Purpose of contract	General
Contract start date	01/04/2006
Contract end date	

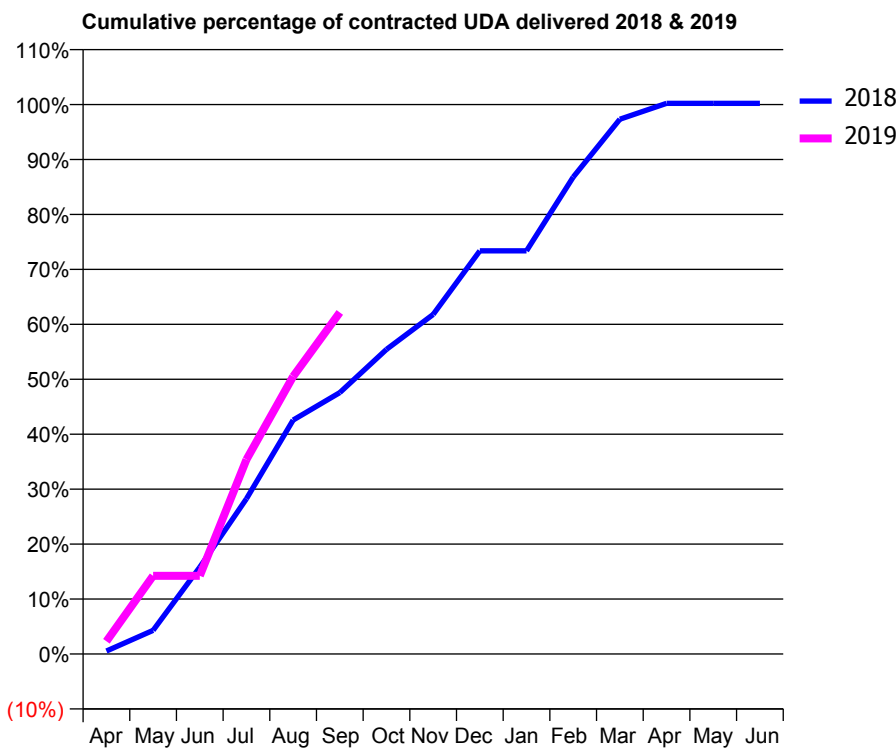
18/19 Contracted general activity (UDA)	1,461
Carry forward general activity (UDA)	0
18/19 Contracted orthodontic activity (UOA)	0
Carry forward orthodontic activity (UOA)	0
Baseline contract value	£83,550.62

ACCESS*

Patients seen in 24 months	Total	Change since previous quarter
Quarter ending September 2017	548	
Quarter ending December 2017	542	↓
Quarter ending March 2018	522	↓
Quarter ending June 2018	574	↑
Quarter ending September 2018	569	→
Variance since September 2017	3.8%	↑



ACTIVITY



Month	Adjusted Scheduled Activity (UDA)	
	2018	2019
April	8	34
May	63	208
June	231	208
July	413	517
August	622	738
September	695	908
October	810	
November	903	
December	1,072	
January	1,072	
February	1,268	
March	1,422	
April	1,464	
May	1,464	
June	1,464	

QUALITY

	Quantity	Base Number	Contract	AT	Region	England
% of FP17s for the same patient ID Re-attending within 3 months - Children	0	3	0.0%	12.0%	12.2%	11.6%
% of FP17s for the same patient ID Re-attending within 3 months - Adults	2	344	0.6%	16.0%	15.8%	15.5%
% of FP17s for the same patient ID Re-attending between 3 & 9 months - Children	0	3	0.0%	58.2%	60.3%	58.8%
% of FP17s for the same patient ID Re-attending between 3 & 9 months - Adults	3	344	0.9%	51.6%	53.5%	51.1%
% of FP17s for Band 1 Urgent Courses	0	331	0.0%	10.1%	9.1%	9.0%
% of FP17s Relating to Free Repair or Replacements	0	331	0.0%	0.8%	1.0%	0.8%
% of FP17s Relating to Continuations	0	331	0.0%	0.9%	1.0%	0.9%
% of Patients satisfied with the dentistry they have received	0	0	N/A	94.9%	93.6%	93.3%
% of Patients satisfied with the time they had to wait for an appointment	0	0	N/A	89.4%	89.8%	88.9%

* This is based on patients treated on this contract for their most recent course of treatment. Figures in italics indicate the base number of FP17s or Patient Questionnaire responses are less than 100. N/A is shown where the base number of responses is less than 10 during the period. % is calculated as Quantity/Base number*100

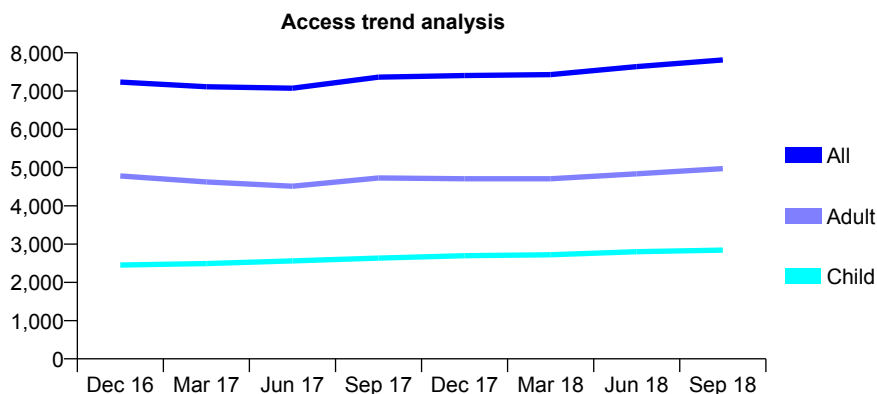
Q46 - Vital Signs At a Glance Contract Report for 757799/0001 - September 2018

Name or company name	MR N JAVEID
Contract type name	GDS Contract
Purpose of contract	General
Contract start date	02/06/2010
Contract end date	

18/19 Contracted general activity (UDA)	31,087
Carry forward general activity (UDA)	0
18/19 Contracted orthodontic activity (UOA)	0
Carry forward orthodontic activity (UOA)	0
Baseline contract value	£1,050,787.67

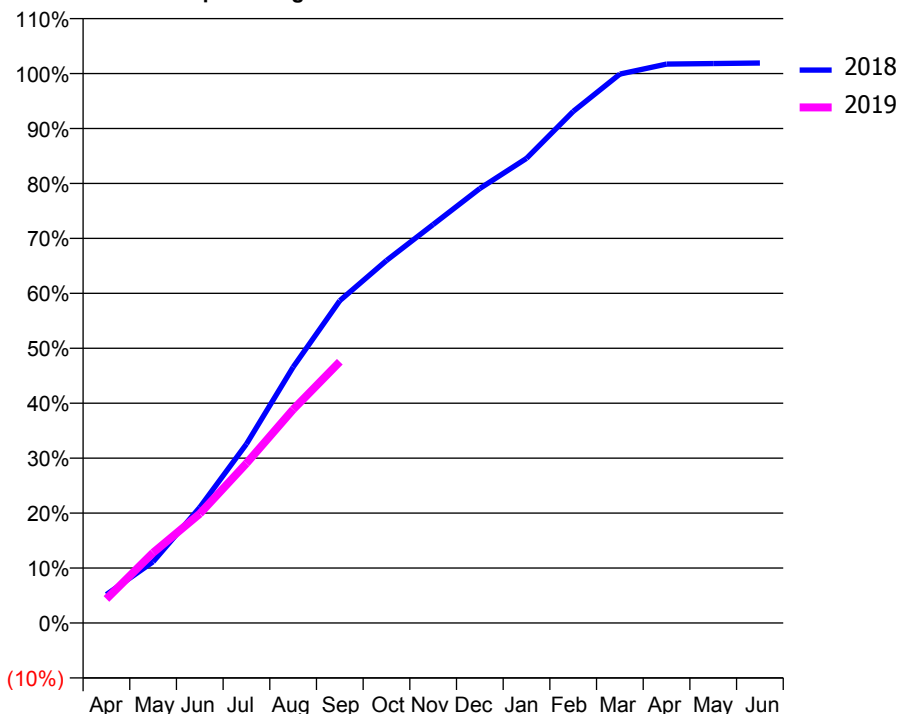
ACCESS*

Patients seen in 24 months	Total	Change since previous quarter
Quarter ending September 2017	7,363	
Quarter ending December 2017	7,404	→
Quarter ending March 2018	7,429	→
Quarter ending June 2018	7,638	↑
Quarter ending September 2018	7,815	↑
Variance since September 2017	6.1%	↑



ACTIVITY

Cumulative percentage of contracted UDA delivered 2018 & 2019



Month	Adjusted Scheduled Activity (UDA)	
	2018	2019
April	1,612	1,361
May	3,464	3,981
June	6,543	6,181
July	10,125	9,036
August	14,480	12,078
September	18,237	14,783
October	20,506	
November	22,544	
December	24,578	
January	26,288	
February	28,945	
March	31,058	
April	31,616	
May	31,654	
June	31,682	

QUALITY

	Quantity	Base Number	Contract	AT	Region	England
% of FP17s for the same patient ID Re-attending within 3 months - Children	167	1,882	8.9%	12.0%	12.2%	11.6%
% of FP17s for the same patient ID Re-attending within 3 months - Adults	614	2,966	20.7%	16.0%	15.8%	15.5%
% of FP17s for the same patient ID Re-attending between 3 & 9 months - Children	892	1,882	47.4%	58.2%	60.3%	58.8%
% of FP17s for the same patient ID Re-attending between 3 & 9 months - Adults	974	2,966	32.8%	51.6%	53.5%	51.1%
% of FP17s for Band 1 Urgent Courses	759	4,596	16.5%	10.1%	9.1%	9.0%
% of FP17s Relating to Free Repair or Replacements	43	4,596	0.9%	0.8%	1.0%	0.8%
% of FP17s Relating to Continuations	4	4,596	0.1%	0.9%	1.0%	0.9%
% of Patients satisfied with the dentistry they have received	1	2	N/A	94.9%	93.6%	93.3%
% of Patients satisfied with the time they had to wait for an appointment	2	2	N/A	89.4%	89.8%	88.9%

* This is based on patients treated on this contract for their most recent course of treatment. Figures in italics indicate the base number of FP17s or Patient Questionnaire responses are less than 100. N/A is shown where the base number of responses is less than 10 during the period. % is calculated as Quantity/Base number*100

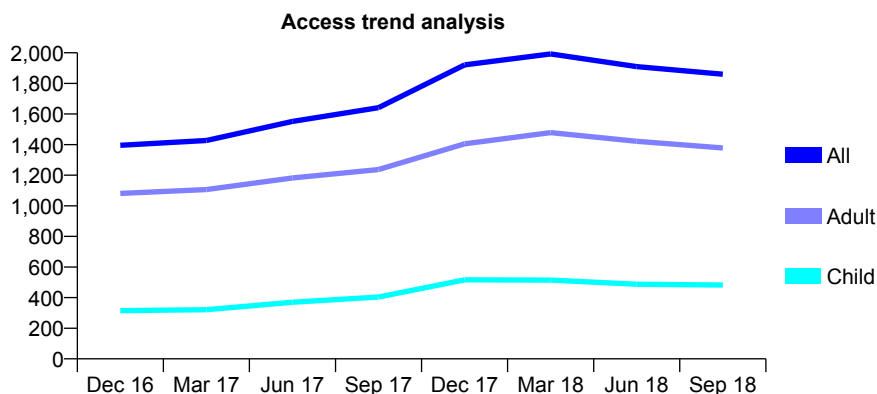
Q46 - Vital Signs At a Glance Contract Report for 760927/0002 - September 2018

Name or company name	MRS DL CAIL
Contract type name	GDS Contract
Purpose of contract	General
Contract start date	01/04/2006
Contract end date	

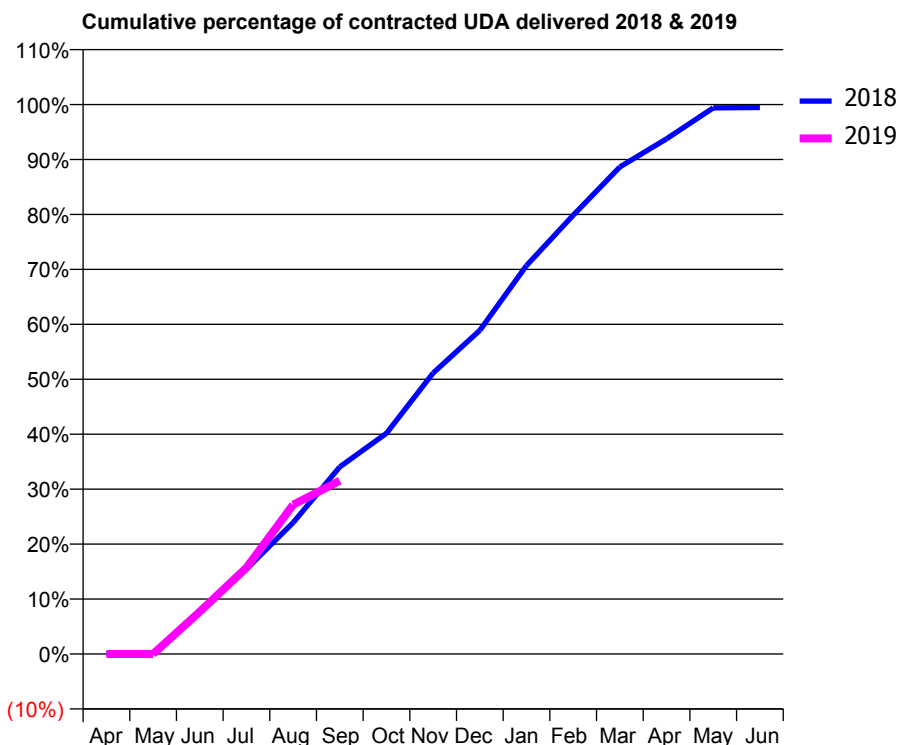
18/19 Contracted general activity (UDA)	5,376
Carry forward general activity (UDA)	0
18/19 Contracted orthodontic activity (UOA)	0
Carry forward orthodontic activity (UOA)	0
Baseline contract value	£119,306.10

ACCESS*

Patients seen in 24 months	Total	Change since previous quarter
Quarter ending September 2017	1,641	
Quarter ending December 2017	1,921	↑
Quarter ending March 2018	1,993	↑
Quarter ending June 2018	1,910	↓
Quarter ending September 2018	1,860	↓
Variance since September 2017	13.3%	↑



ACTIVITY



Month	Adjusted Scheduled Activity (UDA)	
	2018	2019
April	0	0
May	0	0
June	424	414
July	832	844
August	1,286	1,461
September	1,830	1,695
October	2,159	
November	2,749	
December	3,166	
January	3,801	
February	4,292	
March	4,765	
April	5,041	
May	5,342	
June	5,347	

QUALITY

	Quantity	Base Number	Contract	AT	Region	England
% of FP17s for the same patient ID Re-attending within 3 months - Children	12	273	4.4%	12.0%	12.2%	11.6%
% of FP17s for the same patient ID Re-attending within 3 months - Adults	66	676	9.8%	16.0%	15.8%	15.5%
% of FP17s for the same patient ID Re-attending between 3 & 9 months - Children	151	273	55.3%	58.2%	60.3%	58.8%
% of FP17s for the same patient ID Re-attending between 3 & 9 months - Adults	318	676	47.0%	51.6%	53.5%	51.1%
% of FP17s for Band 1 Urgent Courses	20	710	2.8%	10.1%	9.1%	9.0%
% of FP17s Relating to Free Repair or Replacements	9	710	1.3%	0.8%	1.0%	0.8%
% of FP17s Relating to Continuations	2	710	0.3%	0.9%	1.0%	0.9%
% of Patients satisfied with the dentistry they have received	3	4	N/A	94.9%	93.6%	93.3%
% of Patients satisfied with the time they had to wait for an appointment	2	4	N/A	89.4%	89.8%	88.9%

* This is based on patients treated on this contract for their most recent course of treatment. Figures in italics indicate the base number of FP17s or Patient Questionnaire responses are less than 100. N/A is shown where the base number of responses is less than 10 during the period. % is calculated as Quantity/Base number*100

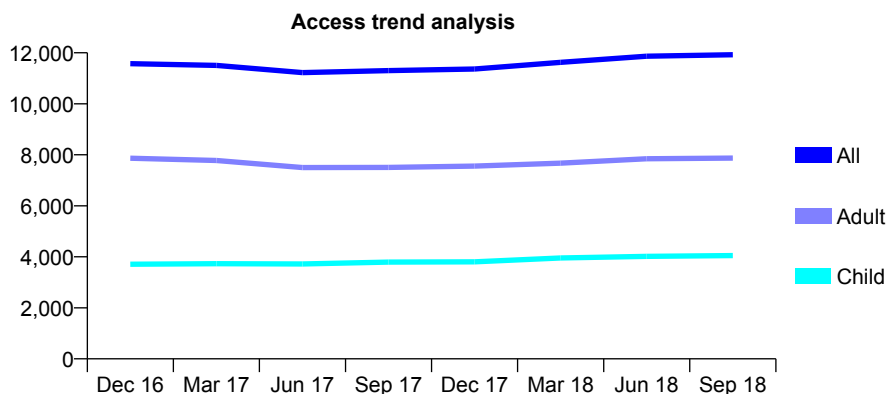
Q46 - Vital Signs At a Glance Contract Report for 764582/0001 - September 2018

Name or company name	MRS SC ROCHFORD
Contract type name	GDS Contract
Purpose of contract	General
Contract start date	01/04/2006
Contract end date	

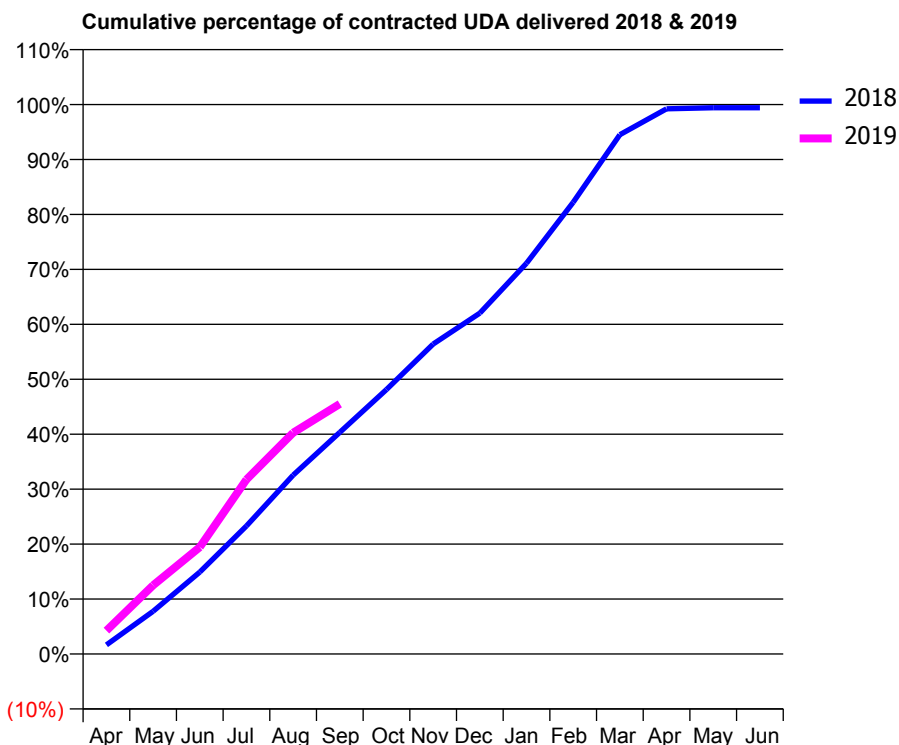
18/19 Contracted general activity (UDA)	33,180
Carry forward general activity (UDA)	0
18/19 Contracted orthodontic activity (UOA)	0
Carry forward orthodontic activity (UOA)	0
Baseline contract value	£828,720.06

ACCESS*

Patients seen in 24 months	Total	Change since previous quarter
Quarter ending September 2017	11,301	
Quarter ending December 2017	11,364	→
Quarter ending March 2018	11,627	↑
Quarter ending June 2018	11,866	↑
Quarter ending September 2018	11,926	→
Variance since September 2017	5.5%	↑



ACTIVITY



Month	Adjusted Scheduled Activity (UDA)	
	2018	2019
April	555	1,410
May	2,581	4,155
June	4,948	6,453
July	7,737	10,535
August	10,800	13,363
September	13,384	15,099
October	15,973	
November	18,719	
December	20,587	
January	23,593	
February	27,276	
March	31,355	
April	32,919	
May	32,982	
June	32,982	

QUALITY

	Quantity	Base Number	Contract	AT	Region	England
% of FP17s for the same patient ID Re-attending within 3 months - Children	268	2,779	9.6%	12.0%	12.2%	11.6%
% of FP17s for the same patient ID Re-attending within 3 months - Adults	767	4,829	15.9%	16.0%	15.8%	15.5%
% of FP17s for the same patient ID Re-attending between 3 & 9 months - Children	1,433	2,779	51.6%	58.2%	60.3%	58.8%
% of FP17s for the same patient ID Re-attending between 3 & 9 months - Adults	1,969	4,829	40.8%	51.6%	53.5%	51.1%
% of FP17s for Band 1 Urgent Courses	772	6,873	11.2%	10.1%	9.1%	9.0%
% of FP17s Relating to Free Repair or Replacements	66	6,873	1.0%	0.8%	1.0%	0.8%
% of FP17s Relating to Continuations	22	6,873	0.3%	0.9%	1.0%	0.9%
% of Patients satisfied with the dentistry they have received	4	4	N/A	94.9%	93.6%	93.3%
% of Patients satisfied with the time they had to wait for an appointment	4	4	N/A	89.4%	89.8%	88.9%

* This is based on patients treated on this contract for their most recent course of treatment. Figures in italics indicate the base number of FP17s or Patient Questionnaire responses are less than 100. N/A is shown where the base number of responses is less than 10 during the period. % is calculated as Quantity/Base number*100

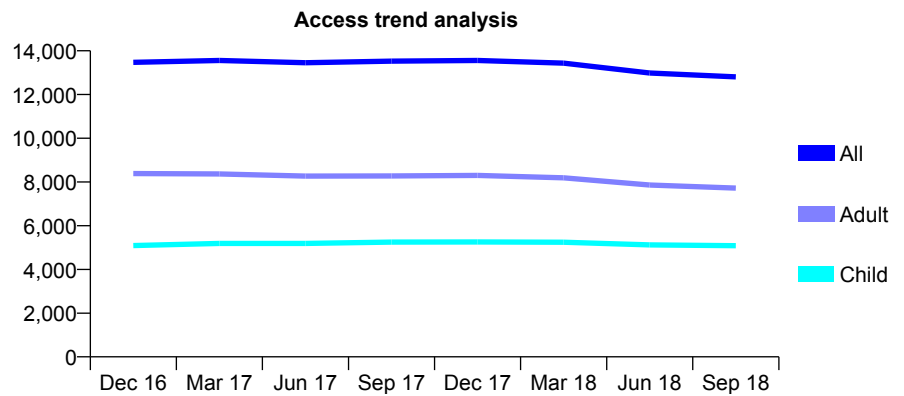
Q46 - Vital Signs At a Glance Contract Report for 764582/0002 - September 2018

Name or company name	MRS SC ROCHFORD
Contract type name	GDS Contract
Purpose of contract	General
Contract start date	01/04/2006
Contract end date	

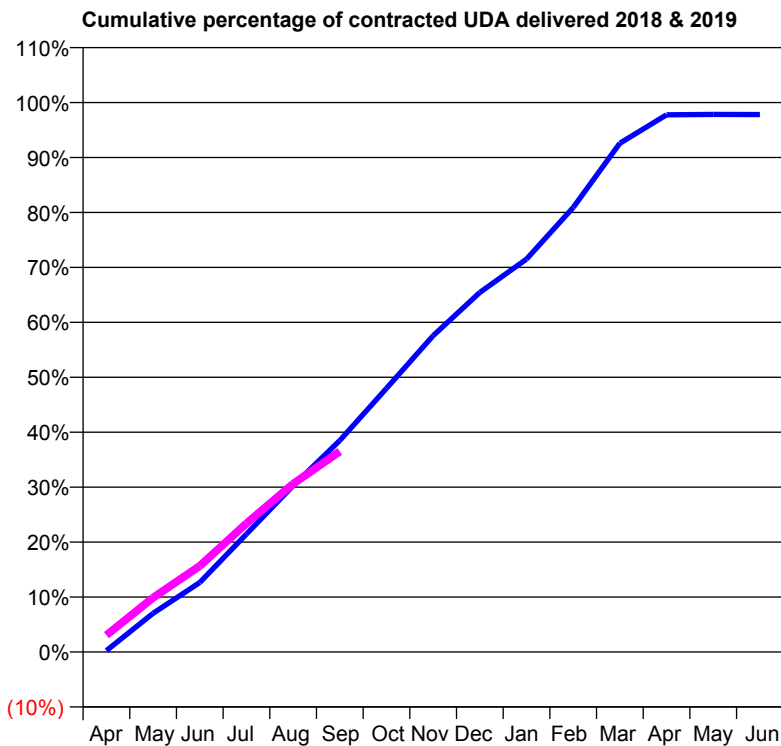
18/19 Contracted general activity (UDA)	41,734
Carry forward general activity (UDA)	0
18/19 Contracted orthodontic activity (UOA)	0
Carry forward orthodontic activity (UOA)	0
Baseline contract value	£1,098,161.50

ACCESS*

Patients seen in 24 months	Total	Change since previous quarter
Quarter ending September 2017	13,525	
Quarter ending December 2017	13,557	→
Quarter ending March 2018	13,435	→
Quarter ending June 2018	12,982	↓
Quarter ending September 2018	12,808	↓
Variance since September 2017	(5.3%)	↓



ACTIVITY



Month	Adjusted Scheduled Activity (UDA)	
	2018	2019
April	107	1,277
May	2,939	4,126
June	5,283	6,537
July	8,953	9,766
August	12,635	12,773
September	16,063	15,236
October	20,029	
November	24,025	
December	27,311	
January	29,843	
February	33,761	
March	38,646	
April	40,797	
May	40,825	
June	40,819	

QUALITY

	Quantity	Base Number	Contract	AT	Region	England
% of FP17s for the same patient ID Re-attending within 3 months - Children	290	3,179	9.1%	12.0%	12.2%	11.6%
% of FP17s for the same patient ID Re-attending within 3 months - Adults	783	4,656	16.8%	16.0%	15.8%	15.5%
% of FP17s for the same patient ID Re-attending between 3 & 9 months - Children	1,692	3,179	53.2%	58.2%	60.3%	58.8%
% of FP17s for the same patient ID Re-attending between 3 & 9 months - Adults	2,190	4,656	47.0%	51.6%	53.5%	51.1%
% of FP17s for Band 1 Urgent Courses	879	6,978	12.6%	10.1%	9.1%	9.0%
% of FP17s Relating to Free Repair or Replacements	32	6,978	0.5%	0.8%	1.0%	0.8%
% of FP17s Relating to Continuations	34	6,978	0.5%	0.9%	1.0%	0.9%
% of Patients satisfied with the dentistry they have received	2	2	N/A	94.9%	93.6%	93.3%
% of Patients satisfied with the time they had to wait for an appointment	2	2	N/A	89.4%	89.8%	88.9%

* This is based on patients treated on this contract for their most recent course of treatment. Figures in italics indicate the base number of FP17s or Patient Questionnaire responses are less than 100. N/A is shown where the base number of responses is less than 10 during the period. % is calculated as Quantity/Base number*100

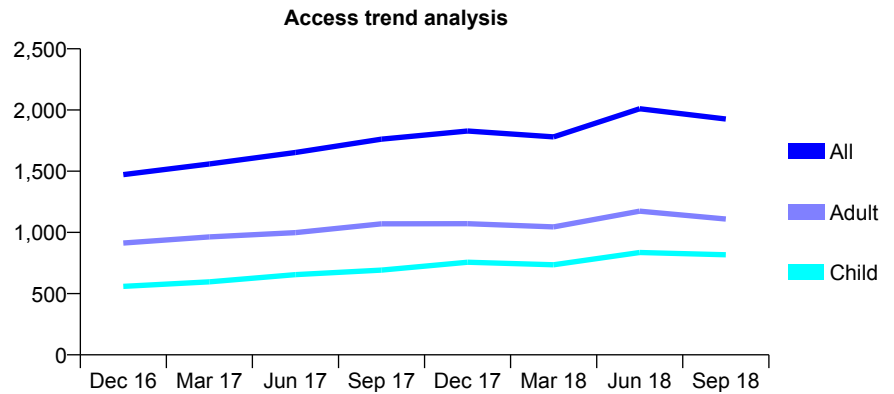
Q46 - Vital Signs At a Glance Contract Report for 764582/0005 - September 2018

Name or company name	MRS SC ROCHFORD
Contract type name	GDS Contract
Purpose of contract	General
Contract start date	01/12/2015
Contract end date	

18/19 Contracted general activity (UDA)	5,611
Carry forward general activity (UDA)	0
18/19 Contracted orthodontic activity (UOA)	0
Carry forward orthodontic activity (UOA)	0
Baseline contract value	£184,065.62

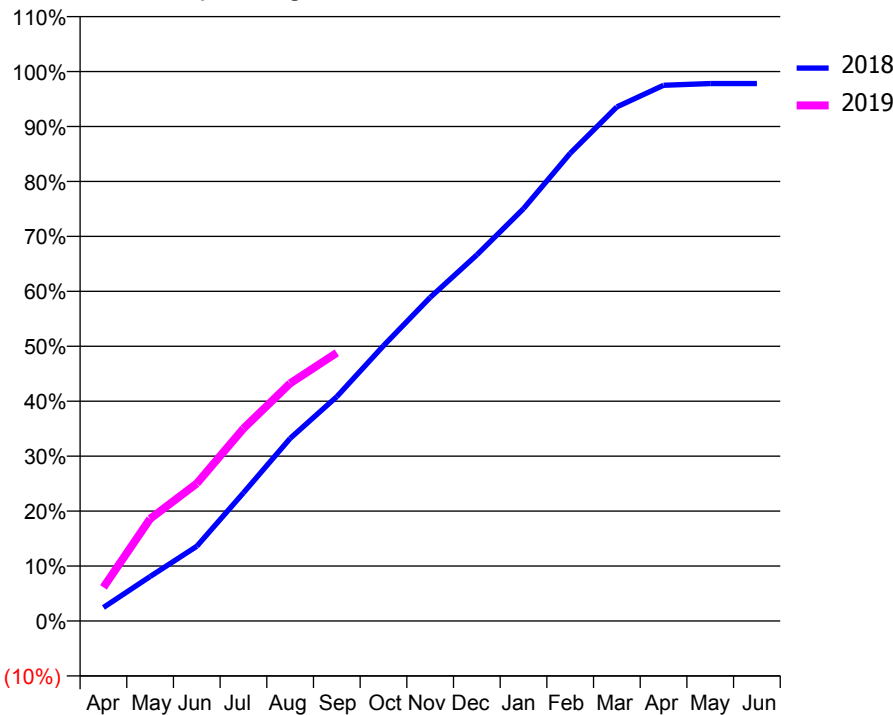
ACCESS*

Patients seen in 24 months	Total	Change since previous quarter
Quarter ending September 2017	1,762	
Quarter ending December 2017	1,828	↑
Quarter ending March 2018	1,781	↓
Quarter ending June 2018	2,010	↑
Quarter ending September 2018	1,927	↓
Variance since September 2017	9.4%	↑



ACTIVITY

Cumulative percentage of contracted UDA delivered 2018 & 2019



Month	Adjusted Scheduled Activity (UDA)	
	2018	2019
April	139	343
May	454	1,044
June	763	1,404
July	1,309	1,965
August	1,865	2,427
September	2,291	2,739
October	2,811	
November	3,304	
December	3,739	
January	4,210	
February	4,775	
March	5,250	
April	5,470	
May	5,489	
June	5,489	

QUALITY

	Quantity	Base Number	Contract	AT	Region	England
% of FP17s for the same patient ID Re-attending within 3 months - Children	28	584	4.8%	12.0%	12.2%	11.6%
% of FP17s for the same patient ID Re-attending within 3 months - Adults	64	727	8.8%	16.0%	15.8%	15.5%
% of FP17s for the same patient ID Re-attending between 3 & 9 months - Children	197	584	33.7%	58.2%	60.3%	58.8%
% of FP17s for the same patient ID Re-attending between 3 & 9 months - Adults	201	727	27.6%	51.6%	53.5%	51.1%
% of FP17s for Band 1 Urgent Courses	109	1,214	9.0%	10.1%	9.1%	9.0%
% of FP17s Relating to Free Repair or Replacements	10	1,214	0.8%	0.8%	1.0%	0.8%
% of FP17s Relating to Continuations	6	1,214	0.5%	0.9%	1.0%	0.9%
% of Patients satisfied with the dentistry they have received	0	0	N/A	94.9%	93.6%	93.3%
% of Patients satisfied with the time they had to wait for an appointment	0	0	N/A	89.4%	89.8%	88.9%

* This is based on patients treated on this contract for their most recent course of treatment. Figures in italics indicate the base number of FP17s or Patient Questionnaire responses are less than 100. N/A is shown where the base number of responses is less than 10 during the period. % is calculated as Quantity/Base number*100

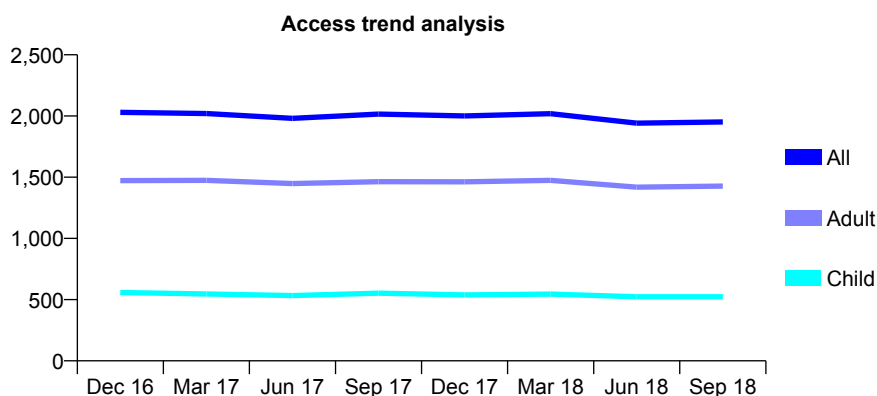
Q46 - Vital Signs At a Glance Contract Report for 765635/0001 - September 2018

Name or company name	MR R ROKNI
Contract type name	GDS Contract
Purpose of contract	General
Contract start date	01/04/2006
Contract end date	

18/19 Contracted general activity (UDA)	11,289
Carry forward general activity (UDA)	0
18/19 Contracted orthodontic activity (UOA)	0
Carry forward orthodontic activity (UOA)	0
Baseline contract value	£291,624.10

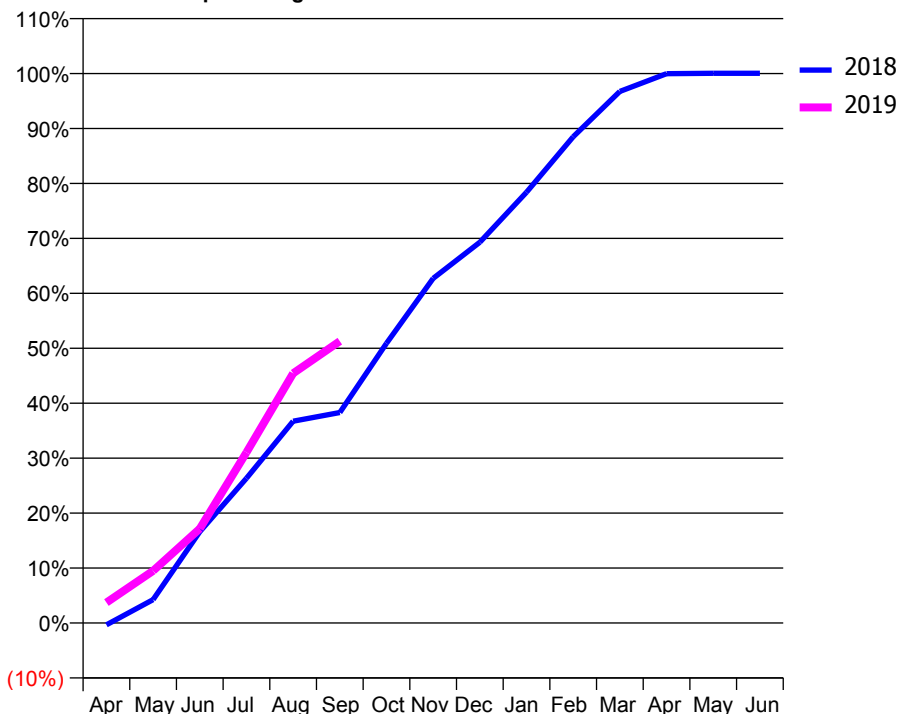
ACCESS*

Patients seen in 24 months	Total	Change since previous quarter
Quarter ending September 2017	2,016	
Quarter ending December 2017	2,001	→
Quarter ending March 2018	2,019	→
Quarter ending June 2018	1,942	↓
Quarter ending September 2018	1,951	→
Variance since September 2017	(3.2%)	↓



ACTIVITY

Cumulative percentage of contracted UDA delivered 2018 & 2019



Adjusted Scheduled Activity (UDA)

Month	2018	2019
April	-41	421
May	481	1,072
June	1,874	1,939
July	2,975	3,505
August	4,145	5,129
September	4,324	5,789
October	5,745	
November	7,081	
December	7,824	
January	8,851	
February	9,989	
March	10,921	
April	11,284	
May	11,293	
June	11,293	

QUALITY

	Quantity	Base Number	Contract	AT	Region	England
% of FP17s for the same patient ID Re-attending within 3 months - Children	46	352	13.1%	12.0%	12.2%	11.6%
% of FP17s for the same patient ID Re-attending within 3 months - Adults	236	1,017	23.2%	16.0%	15.8%	15.5%
% of FP17s for the same patient ID Re-attending between 3 & 9 months - Children	213	352	60.5%	58.2%	60.3%	58.8%
% of FP17s for the same patient ID Re-attending between 3 & 9 months - Adults	484	1,017	47.6%	51.6%	53.5%	51.1%
% of FP17s for Band 1 Urgent Courses	152	1,199	12.7%	10.1%	9.1%	9.0%
% of FP17s Relating to Free Repair or Replacements	2	1,199	0.2%	0.8%	1.0%	0.8%
% of FP17s Relating to Continuations	8	1,199	0.7%	0.9%	1.0%	0.9%
% of Patients satisfied with the dentistry they have received	4	4	N/A	94.9%	93.6%	93.3%
% of Patients satisfied with the time they had to wait for an appointment	4	4	N/A	89.4%	89.8%	88.9%

* This is based on patients treated on this contract for their most recent course of treatment. Figures in italics indicate the base number of FP17s or Patient Questionnaire responses are less than 100. N/A is shown where the base number of responses is less than 10 during the period. % is calculated as Quantity/Base number*100

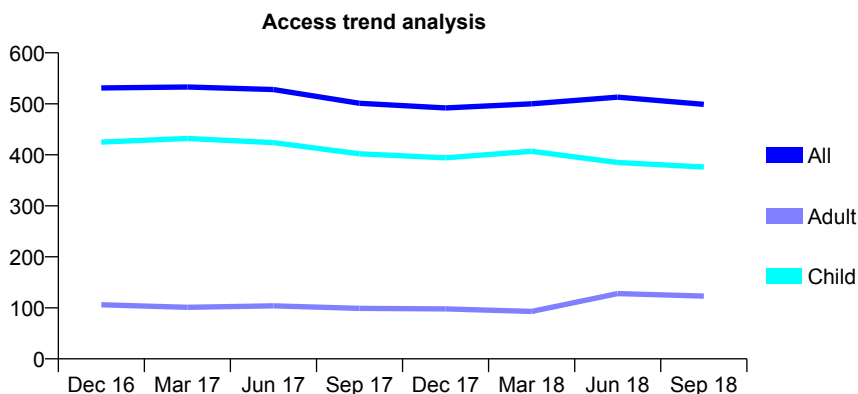
Q46 - Vital Signs At a Glance Contract Report for 766224/0001 - September 2018

Name or company name	MR SM KHONSARY
Contract type name	GDS Contract
Purpose of contract	General
Contract start date	01/04/2006
Contract end date	

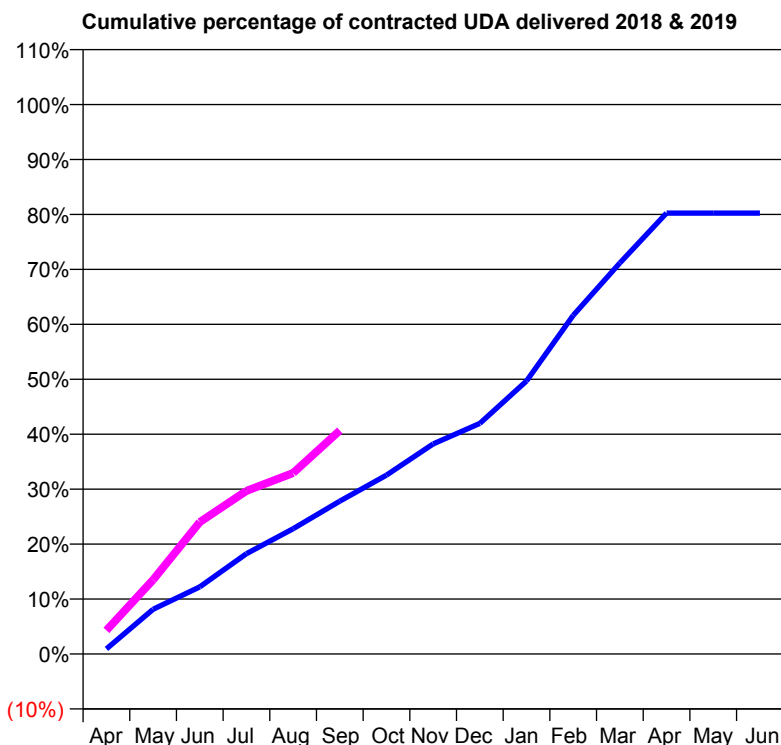
18/19 Contracted general activity (UDA)	1,720
Carry forward general activity (UDA)	0
18/19 Contracted orthodontic activity (UOA)	0
Carry forward orthodontic activity (UOA)	0
Baseline contract value	£43,014.56

ACCESS*

Patients seen in 24 months	Total	Change since previous quarter
Quarter ending September 2017	501	
Quarter ending December 2017	492	↓
Quarter ending March 2018	500	→
Quarter ending June 2018	513	↑
Quarter ending September 2018	499	↓
Variance since September 2017	(0.4%)	→



ACTIVITY



Month	Adjusted Scheduled Activity (UDA)	
	2018	2019
April	16	74
May	140	232
June	210	413
July	314	511
August	392	567
September	478	700
October	560	
November	658	
December	722	
January	855	
February	1,060	
March	1,224	
April	1,380	
May	1,380	
June	1,380	

QUALITY

	Quantity	Base Number	Contract	AT	Region	England
% of FP17s for the same patient ID Re-attending within 3 months - Children	30	301	10.0%	12.0%	12.2%	11.6%
% of FP17s for the same patient ID Re-attending within 3 months - Adults	2	79	2.5%	16.0%	15.8%	15.5%
% of FP17s for the same patient ID Re-attending between 3 & 9 months - Children	209	301	69.4%	58.2%	60.3%	58.8%
% of FP17s for the same patient ID Re-attending between 3 & 9 months - Adults	11	79	13.9%	51.6%	53.5%	51.1%
% of FP17s for Band 1 Urgent Courses	3	322	0.9%	10.1%	9.1%	9.0%
% of FP17s Relating to Free Repair or Replacements	0	322	0.0%	0.8%	1.0%	0.8%
% of FP17s Relating to Continuations	0	322	0.0%	0.9%	1.0%	0.9%
% of Patients satisfied with the dentistry they have received	0	0	N/A	94.9%	93.6%	93.3%
% of Patients satisfied with the time they had to wait for an appointment	0	0	N/A	89.4%	89.8%	88.9%

* This is based on patients treated on this contract for their most recent course of treatment. Figures in italics indicate the base number of FP17s or Patient Questionnaire responses are less than 100. N/A is shown where the base number of responses is less than 10 during the period. % is calculated as Quantity/Base number*100

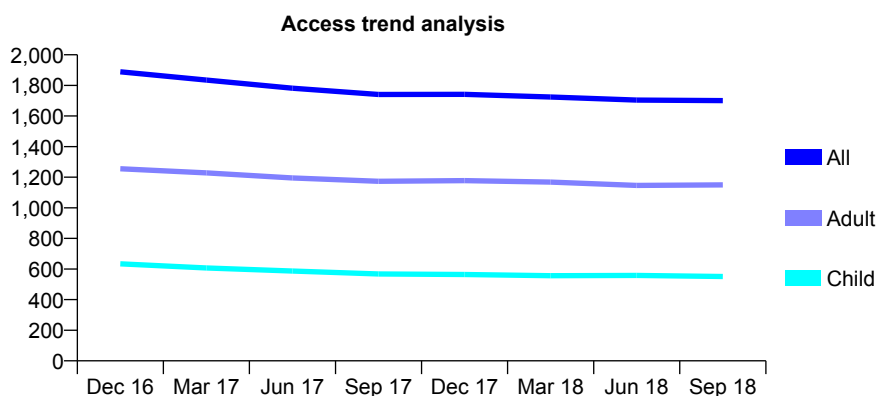
Q46 - Vital Signs At a Glance Contract Report for 766224/0002 - September 2018

Name or company name	MR SM KHONSARY
Contract type name	GDS Contract
Purpose of contract	General
Contract start date	01/07/2012
Contract end date	

18/19 Contracted general activity (UDA)	5,633
Carry forward general activity (UDA)	0
18/19 Contracted orthodontic activity (UOA)	0
Carry forward orthodontic activity (UOA)	0
Baseline contract value	£157,846.98

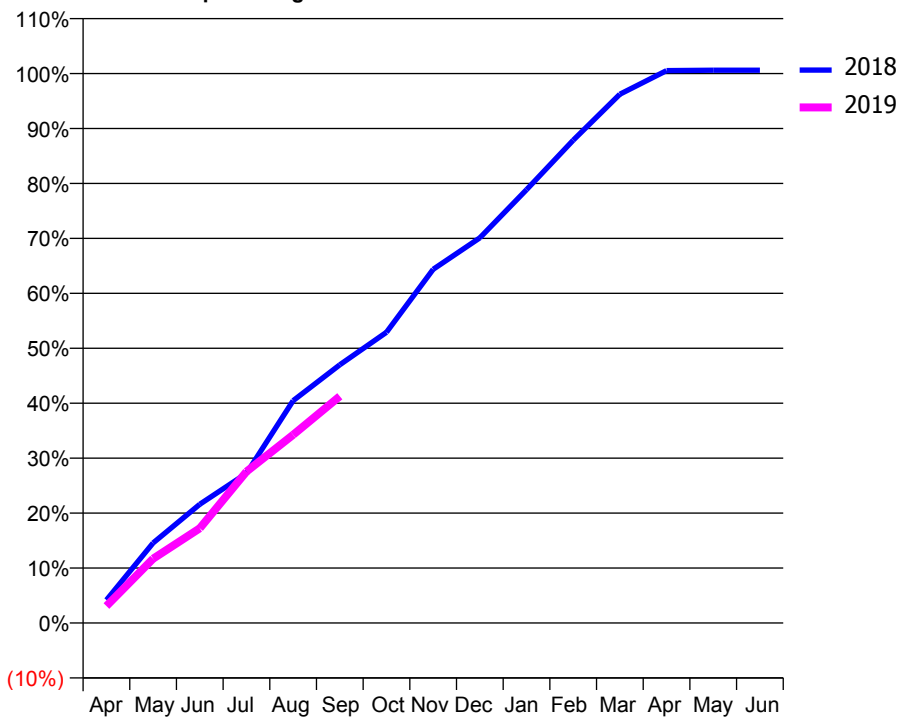
ACCESS*

Patients seen in 24 months	Total	Change since previous quarter
Quarter ending September 2017	1,741	
Quarter ending December 2017	1,742	→
Quarter ending March 2018	1,724	↓
Quarter ending June 2018	1,704	↓
Quarter ending September 2018	1,701	→
Variance since September 2017	(2.3%)	↓



ACTIVITY

Cumulative percentage of contracted UDA delivered 2018 & 2019



Adjusted Scheduled Activity (UDA)

Month	2018	2019
April	236	174
May	821	660
June	1,218	972
July	1,534	1,553
August	2,279	1,929
September	2,647	2,325
October	2,980	
November	3,626	
December	3,948	
January	4,442	
February	4,949	
March	5,421	
April	5,663	
May	5,667	
June	5,667	

QUALITY

	Quantity	Base Number	Contract	AT	Region	England
% of FP17s for the same patient ID Re-attending within 3 months - Children	28	444	6.3%	12.0%	12.2%	11.6%
% of FP17s for the same patient ID Re-attending within 3 months - Adults	129	909	14.2%	16.0%	15.8%	15.5%
% of FP17s for the same patient ID Re-attending between 3 & 9 months - Children	291	444	65.5%	58.2%	60.3%	58.8%
% of FP17s for the same patient ID Re-attending between 3 & 9 months - Adults	639	909	70.3%	51.6%	53.5%	51.1%
% of FP17s for Band 1 Urgent Courses	104	1,270	8.2%	10.1%	9.1%	9.0%
% of FP17s Relating to Free Repair or Replacements	7	1,270	0.6%	0.8%	1.0%	0.8%
% of FP17s Relating to Continuations	30	1,270	2.4%	0.9%	1.0%	0.9%
% of Patients satisfied with the dentistry they have received	0	0	N/A	94.9%	93.6%	93.3%
% of Patients satisfied with the time they had to wait for an appointment	0	0	N/A	89.4%	89.8%	88.9%

* This is based on patients treated on this contract for their most recent course of treatment. Figures in italics indicate the base number of FP17s or Patient Questionnaire responses are less than 100. N/A is shown where the base number of responses is less than 10 during the period. % is calculated as Quantity/Base number*100

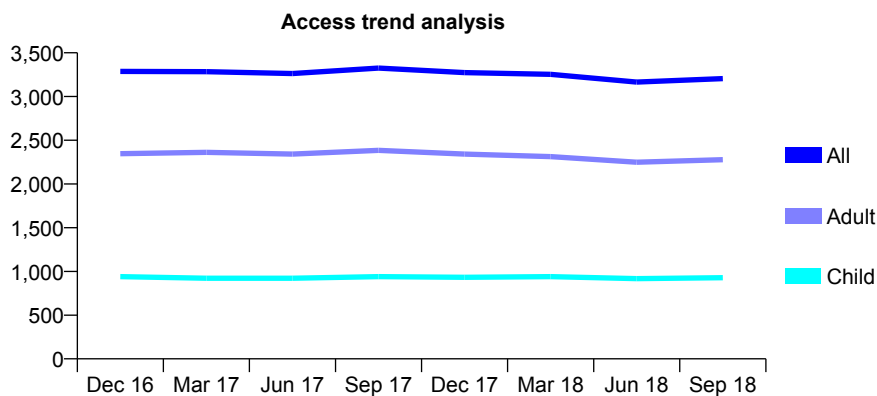
Q46 - Vital Signs At a Glance Contract Report for 769126/0001 - September 2018

Name or company name	Mr Q Iqbal
Contract type name	GDS Contract
Purpose of contract	General
Contract start date	10/09/2012
Contract end date	

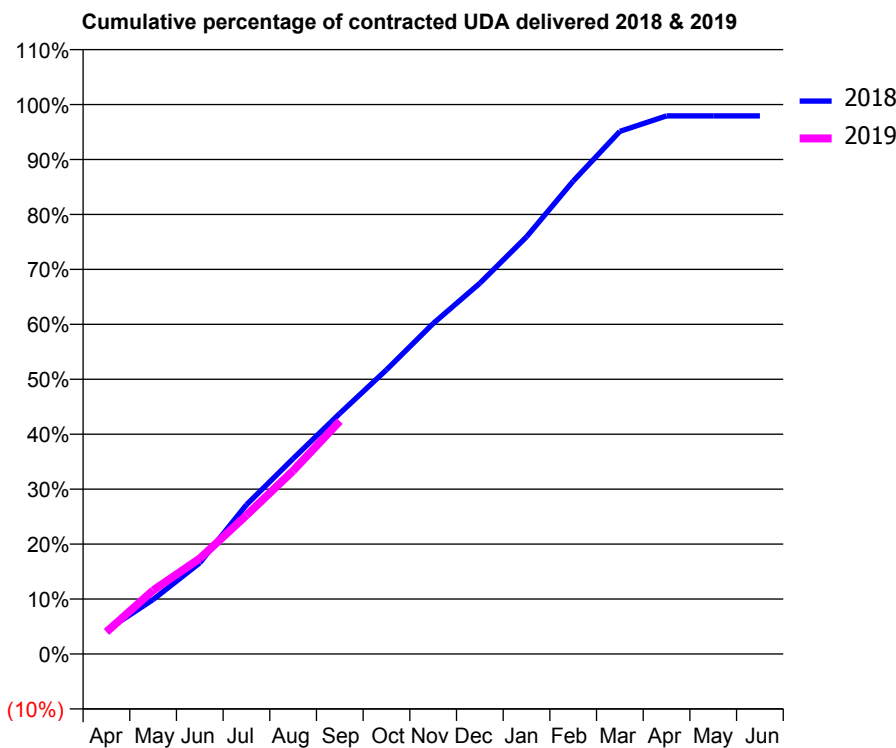
18/19 Contracted general activity (UDA)	10,336
Carry forward general activity (UDA)	0
18/19 Contracted orthodontic activity (UOA)	0
Carry forward orthodontic activity (UOA)	0
Baseline contract value	£280,739.86

ACCESS*

Patients seen in 24 months	Total	Change since previous quarter
Quarter ending September 2017	3,325	
Quarter ending December 2017	3,274	↓
Quarter ending March 2018	3,253	→
Quarter ending June 2018	3,166	↓
Quarter ending September 2018	3,205	→
Variance since September 2017	(3.6%)	↓



ACTIVITY



Month	Adjusted Scheduled Activity (UDA)	
	2018	2019
April	445	414
May	1,024	1,197
June	1,715	1,796
July	2,808	2,609
August	3,675	3,447
September	4,525	4,381
October	5,345	
November	6,217	
December	6,974	
January	7,847	
February	8,896	
March	9,832	
April	10,122	
May	10,122	
June	10,122	

QUALITY

	Quantity	Base Number	Contract	AT	Region	England
% of FP17s for the same patient ID Re-attending within 3 months - Children	55	746	7.4%	12.0%	12.2%	11.6%
% of FP17s for the same patient ID Re-attending within 3 months - Adults	174	1,648	10.6%	16.0%	15.8%	15.5%
% of FP17s for the same patient ID Re-attending between 3 & 9 months - Children	529	746	70.9%	58.2%	60.3%	58.8%
% of FP17s for the same patient ID Re-attending between 3 & 9 months - Adults	1,053	1,648	63.9%	51.6%	53.5%	51.1%
% of FP17s for Band 1 Urgent Courses	173	2,276	7.6%	10.1%	9.1%	9.0%
% of FP17s Relating to Free Repair or Replacements	17	2,276	0.7%	0.8%	1.0%	0.8%
% of FP17s Relating to Continuations	6	2,276	0.3%	0.9%	1.0%	0.9%
% of Patients satisfied with the dentistry they have received	1	1	N/A	94.9%	93.6%	93.3%
% of Patients satisfied with the time they had to wait for an appointment	1	1	N/A	89.4%	89.8%	88.9%

* This is based on patients treated on this contract for their most recent course of treatment. Figures in italics indicate the base number of FP17s or Patient Questionnaire responses are less than 100. N/A is shown where the base number of responses is less than 10 during the period. % is calculated as Quantity/Base number*100

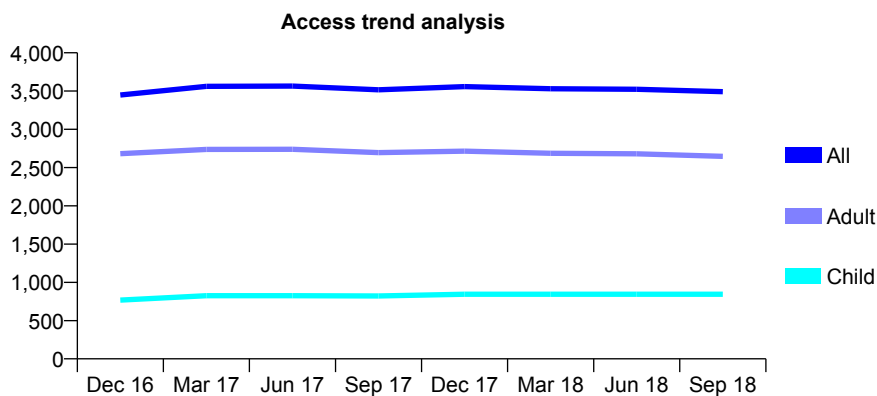
Q46 - Vital Signs At a Glance Contract Report for 769126/0002 - September 2018

Name or company name	MISS S AHMAD
Contract type name	GDS Contract
Purpose of contract	General
Contract start date	15/07/2013
Contract end date	

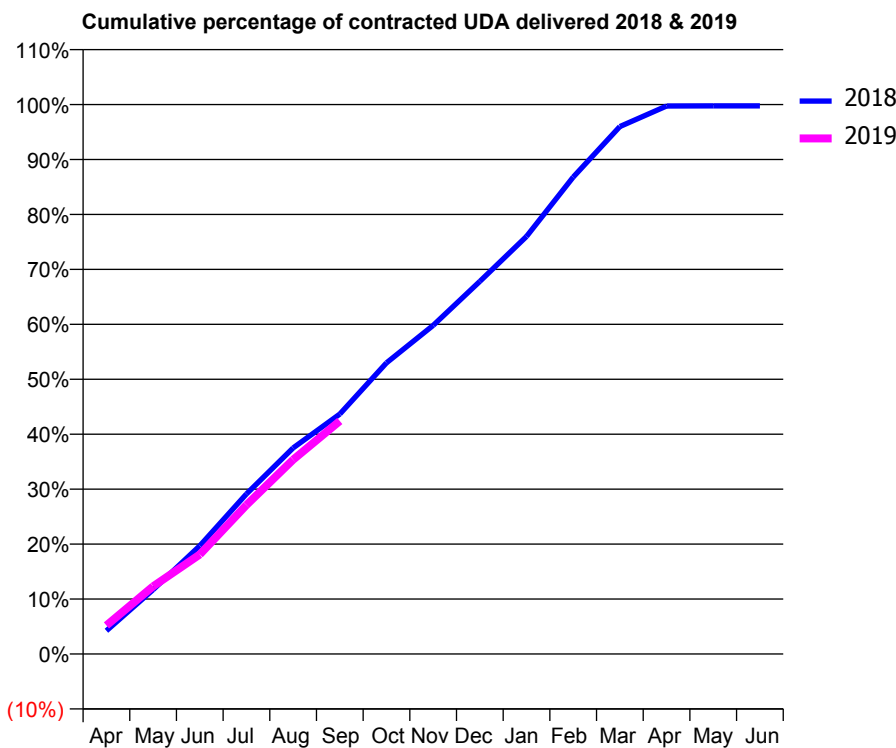
18/19 Contracted general activity (UDA)	13,017
Carry forward general activity (UDA)	0
18/19 Contracted orthodontic activity (UOA)	0
Carry forward orthodontic activity (UOA)	0
Baseline contract value	£325,356.09

ACCESS*

Patients seen in 24 months	Total	Change since previous quarter
Quarter ending September 2017	3,517	
Quarter ending December 2017	3,559	→
Quarter ending March 2018	3,531	→
Quarter ending June 2018	3,524	→
Quarter ending September 2018	3,492	→
Variance since September 2017	(0.7%)	→



ACTIVITY



Month	Adjusted Scheduled Activity (UDA)	
	2018	2019
April	552	679
May	1,523	1,603
June	2,564	2,360
July	3,792	3,531
August	4,883	4,603
September	5,685	5,520
October	6,898	
November	7,786	
December	8,828	
January	9,892	
February	11,297	
March	12,494	
April	12,982	
May	12,986	
June	12,985	

QUALITY

	Quantity	Base Number	Contract	AT	Region	England
% of FP17s for the same patient ID Re-attending within 3 months - Children	96	767	12.5%	12.0%	12.2%	11.6%
% of FP17s for the same patient ID Re-attending within 3 months - Adults	402	2,266	17.7%	16.0%	15.8%	15.5%
% of FP17s for the same patient ID Re-attending between 3 & 9 months - Children	528	767	68.8%	58.2%	60.3%	58.8%
% of FP17s for the same patient ID Re-attending between 3 & 9 months - Adults	1,518	2,266	67.0%	51.6%	53.5%	51.1%
% of FP17s for Band 1 Urgent Courses	350	2,838	12.3%	10.1%	9.1%	9.0%
% of FP17s Relating to Free Repair or Replacements	54	2,838	1.9%	0.8%	1.0%	0.8%
% of FP17s Relating to Continuations	36	2,838	1.3%	0.9%	1.0%	0.9%
% of Patients satisfied with the dentistry they have received	5	5	N/A	94.9%	93.6%	93.3%
% of Patients satisfied with the time they had to wait for an appointment	5	5	N/A	89.4%	89.8%	88.9%

* This is based on patients treated on this contract for their most recent course of treatment. Figures in italics indicate the base number of FP17s or Patient Questionnaire responses are less than 100. N/A is shown where the base number of responses is less than 10 during the period. % is calculated as Quantity/Base number*100

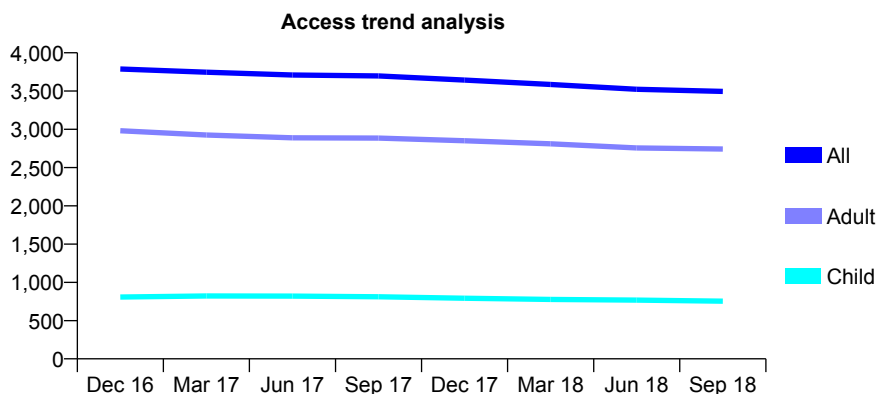
Q46 - Vital Signs At a Glance Contract Report for 769339/0001 - September 2018

Name or company name	MS H LUPSON
Contract type name	GDS Contract
Purpose of contract	General
Contract start date	01/04/2006
Contract end date	

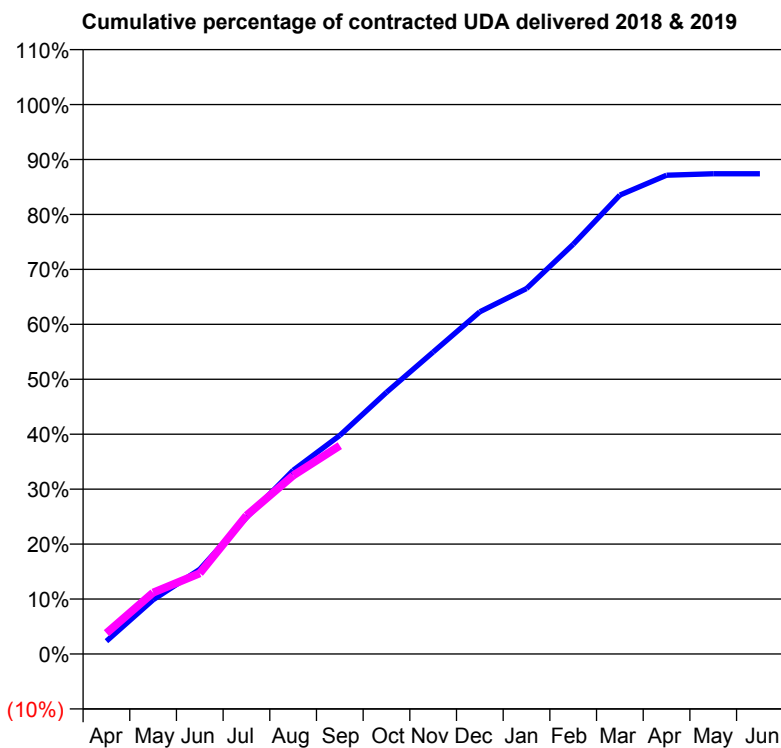
18/19 Contracted general activity (UDA)	12,042
Carry forward general activity (UDA)	0
18/19 Contracted orthodontic activity (UOA)	0
Carry forward orthodontic activity (UOA)	0
Baseline contract value	£291,471.15

ACCESS*

Patients seen in 24 months	Total	Change since previous quarter
Quarter ending September 2017	3,698	
Quarter ending December 2017	3,643	↓
Quarter ending March 2018	3,586	↓
Quarter ending June 2018	3,524	↓
Quarter ending September 2018	3,496	→
Variance since September 2017	(5.5%)	↓



ACTIVITY



Month	Adjusted Scheduled Activity (UDA)	
	2018	2019
April	283	458
May	1,189	1,346
June	1,857	1,769
July	2,990	3,034
August	4,026	3,911
September	4,790	4,566
October	5,734	
November	6,617	
December	7,501	
January	8,009	
February	8,979	
March	10,058	
April	10,492	
May	10,524	
June	10,524	

QUALITY

	Quantity	Base Number	Contract	AT	Region	England
% of FP17s for the same patient ID Re-attending within 3 months - Children	50	645	7.8%	12.0%	12.2%	11.6%
% of FP17s for the same patient ID Re-attending within 3 months - Adults	408	2,319	17.6%	16.0%	15.8%	15.5%
% of FP17s for the same patient ID Re-attending between 3 & 9 months - Children	457	645	70.9%	58.2%	60.3%	58.8%
% of FP17s for the same patient ID Re-attending between 3 & 9 months - Adults	1,411	2,319	60.8%	51.6%	53.5%	51.1%
% of FP17s for Band 1 Urgent Courses	237	2,732	8.7%	10.1%	9.1%	9.0%
% of FP17s Relating to Free Repair or Replacements	28	2,732	1.0%	0.8%	1.0%	0.8%
% of FP17s Relating to Continuations	22	2,732	0.8%	0.9%	1.0%	0.9%
% of Patients satisfied with the dentistry they have received	3	3	N/A	94.9%	93.6%	93.3%
% of Patients satisfied with the time they had to wait for an appointment	2	3	N/A	89.4%	89.8%	88.9%

* This is based on patients treated on this contract for their most recent course of treatment. Figures in italics indicate the base number of FP17s or Patient Questionnaire responses are less than 100. N/A is shown where the base number of responses is less than 10 during the period. % is calculated as Quantity/Base number*100

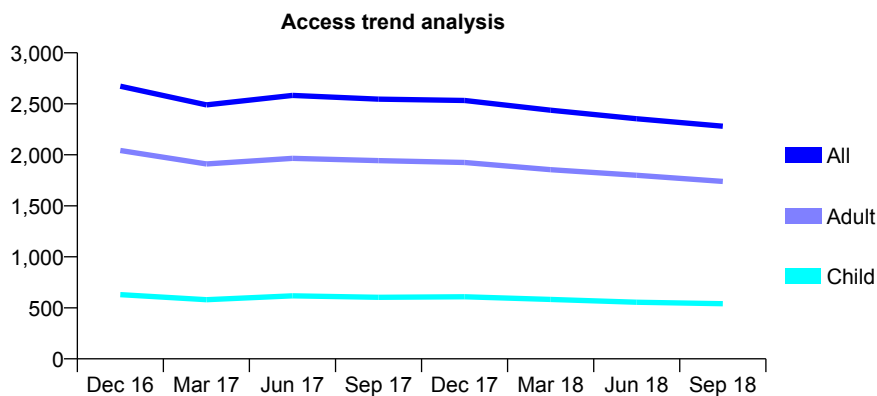
Q46 - Vital Signs At a Glance Contract Report for 770795/0001 - September 2018

Name or company name	MR AR ULLATHORNE
Contract type name	GDS Contract
Purpose of contract	General and Orthodontic
Contract start date	01/12/2013
Contract end date	

18/19 Contracted general activity (UDA)	10,925
Carry forward general activity (UDA)	0
18/19 Contracted orthodontic activity (UOA)	380
Carry forward orthodontic activity (UOA)	0
Baseline contract value	£304,458.85

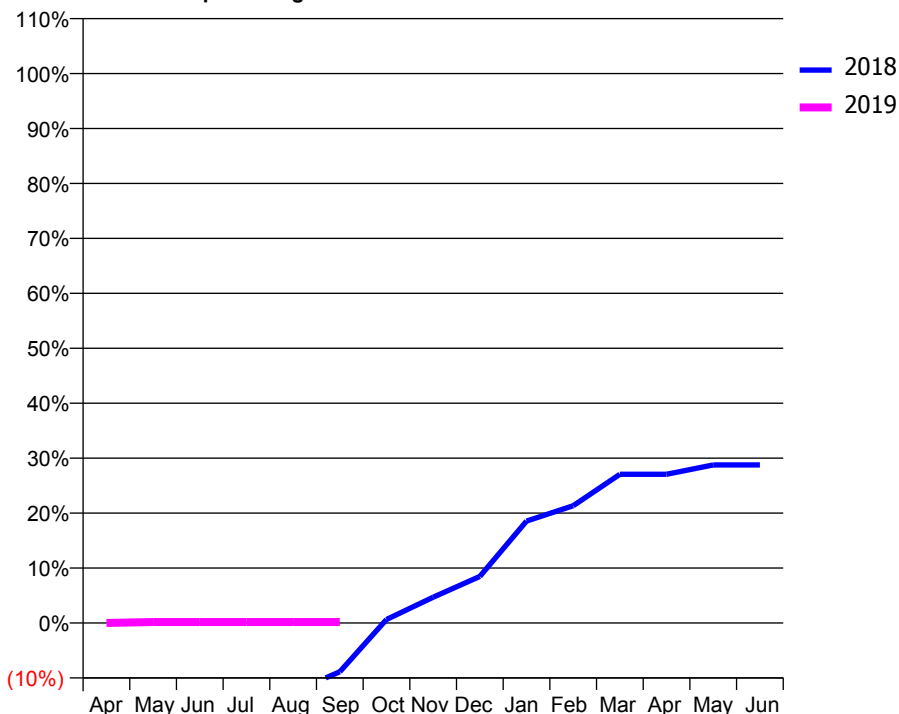
ACCESS*

Patients seen in 24 months	Total	Change since previous quarter
Quarter ending September 2017	2,546	
Quarter ending December 2017	2,533	→
Quarter ending March 2018	2,437	↓
Quarter ending June 2018	2,354	↓
Quarter ending September 2018	2,280	↓
Variance since September 2017	(10.4%)	↓



ACTIVITY

Cumulative percentage of contracted UDA delivered 2018 & 2019



Adjusted Scheduled Activity (UDA)

Month	2018	2019
April	-4,784	0
May	-4,097	20
June	-3,245	20
July	-2,310	20
August	-1,374	20
September	-971	20
October	70	
November	512	
December	926	
January	2,026	
February	2,331	
March	2,957	
April	2,957	
May	3,143	
June	3,143	

QUALITY

	Quantity	Base Number	Contract	AT	Region	England
% of FP17s for the same patient ID Re-attending within 3 months - Children	3	33	9.1%	12.0%	12.2%	11.6%
% of FP17s for the same patient ID Re-attending within 3 months - Adults	20	113	17.7%	16.0%	15.8%	15.5%
% of FP17s for the same patient ID Re-attending between 3 & 9 months - Children	13	33	39.4%	58.2%	60.3%	58.8%
% of FP17s for the same patient ID Re-attending between 3 & 9 months - Adults	39	113	34.5%	51.6%	53.5%	51.1%
% of FP17s for Band 1 Urgent Courses	0	5	0.0%	10.1%	9.1%	9.0%
% of FP17s Relating to Free Repair or Replacements	0	5	0.0%	0.8%	1.0%	0.8%
% of FP17s Relating to Continuations	0	5	0.0%	0.9%	1.0%	0.9%
% of Patients satisfied with the dentistry they have received	0	0	N/A	94.9%	93.6%	93.3%
% of Patients satisfied with the time they had to wait for an appointment	0	0	N/A	89.4%	89.8%	88.9%

* This is based on patients treated on this contract for their most recent course of treatment. Figures in italics indicate the base number of FP17s or Patient Questionnaire responses are less than 100. N/A is shown where the base number of responses is less than 10 during the period. % is calculated as Quantity/Base number*100

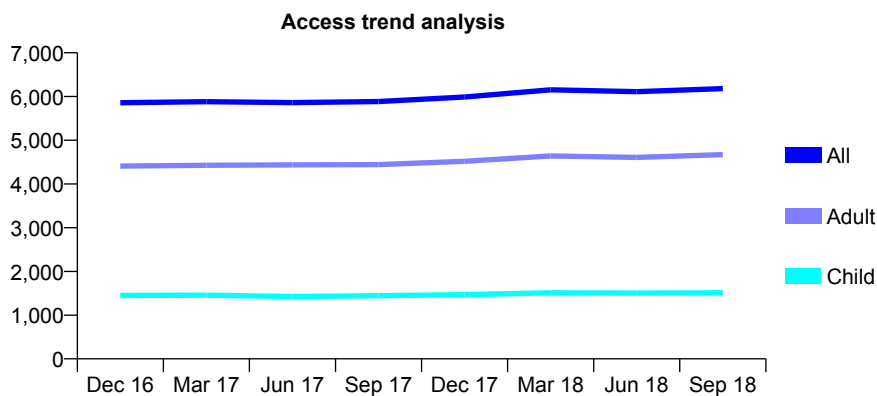
Q46 - Vital Signs At a Glance Contract Report for 770973/0001 - September 2018

Name or company name	MR CD AINSWORTH
Contract type name	GDS Contract
Purpose of contract	General
Contract start date	01/04/2006
Contract end date	

18/19 Contracted general activity (UDA)	20,430
Carry forward general activity (UDA)	0
18/19 Contracted orthodontic activity (UOA)	0
Carry forward orthodontic activity (UOA)	0
Baseline contract value	£622,585.02

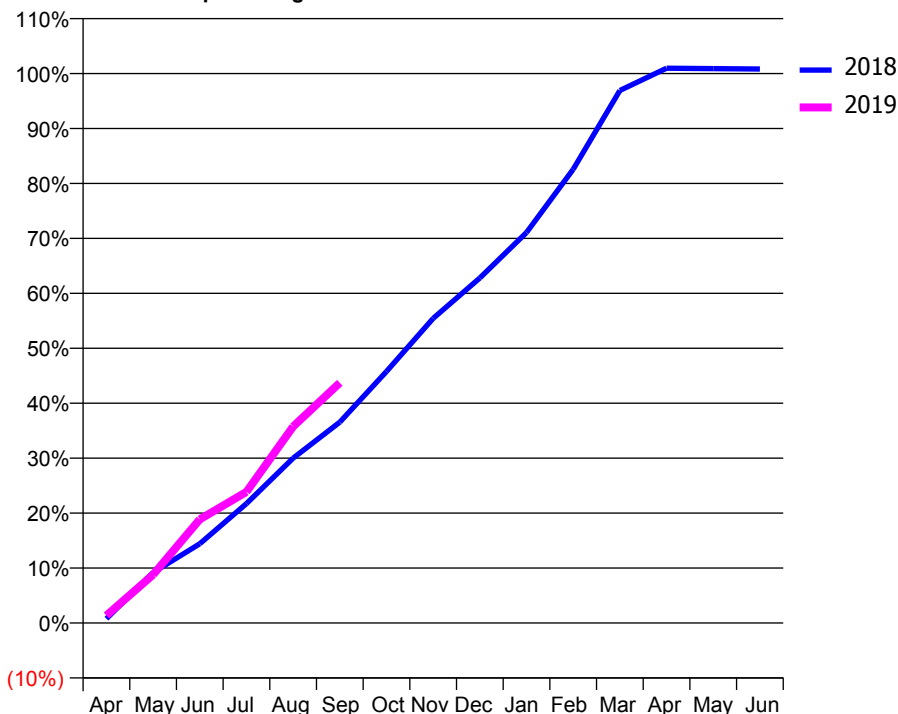
ACCESS*

Patients seen in 24 months	Total	Change since previous quarter
Quarter ending September 2017	5,886	
Quarter ending December 2017	5,989	→
Quarter ending March 2018	6,154	↑
Quarter ending June 2018	6,112	→
Quarter ending September 2018	6,181	→
Variance since September 2017	5.0%	↑



ACTIVITY

Cumulative percentage of contracted UDA delivered 2018 & 2019



Adjusted Scheduled Activity (UDA)

Month	2018	2019
April	159	282
May	1,876	1,797
June	2,948	3,853
July	4,437	4,878
August	6,131	7,306
September	7,470	8,933
October	9,354	
November	11,325	
December	12,829	
January	14,520	
February	16,870	
March	19,799	
April	20,627	
May	20,612	
June	20,598	

QUALITY

	Quantity	Base Number	Contract	AT	Region	England
% of FP17s for the same patient ID Re-attending within 3 months - Children	151	1,227	12.3%	12.0%	12.2%	11.6%
% of FP17s for the same patient ID Re-attending within 3 months - Adults	503	3,305	15.2%	16.0%	15.8%	15.5%
% of FP17s for the same patient ID Re-attending between 3 & 9 months - Children	753	1,227	61.4%	58.2%	60.3%	58.8%
% of FP17s for the same patient ID Re-attending between 3 & 9 months - Adults	1,904	3,305	57.6%	51.6%	53.5%	51.1%
% of FP17s for Band 1 Urgent Courses	527	4,176	12.6%	10.1%	9.1%	9.0%
% of FP17s Relating to Free Repair or Replacements	40	4,176	1.0%	0.8%	1.0%	0.8%
% of FP17s Relating to Continuations	9	4,176	0.2%	0.9%	1.0%	0.9%
% of Patients satisfied with the dentistry they have received	0	0	N/A	94.9%	93.6%	93.3%
% of Patients satisfied with the time they had to wait for an appointment	0	0	N/A	89.4%	89.8%	88.9%

* This is based on patients treated on this contract for their most recent course of treatment. Figures in italics indicate the base number of FP17s or Patient Questionnaire responses are less than 100. N/A is shown where the base number of responses is less than 10 during the period. % is calculated as Quantity/Base number*100

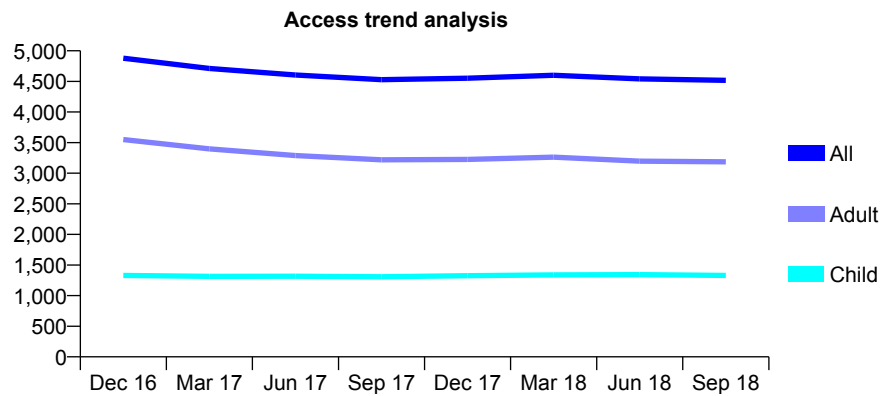
Q46 - Vital Signs At a Glance Contract Report for 772194/0002 - September 2018

Name or company name	MR B AMOZANDEH
Contract type name	GDS Contract
Purpose of contract	General
Contract start date	01/06/2008
Contract end date	

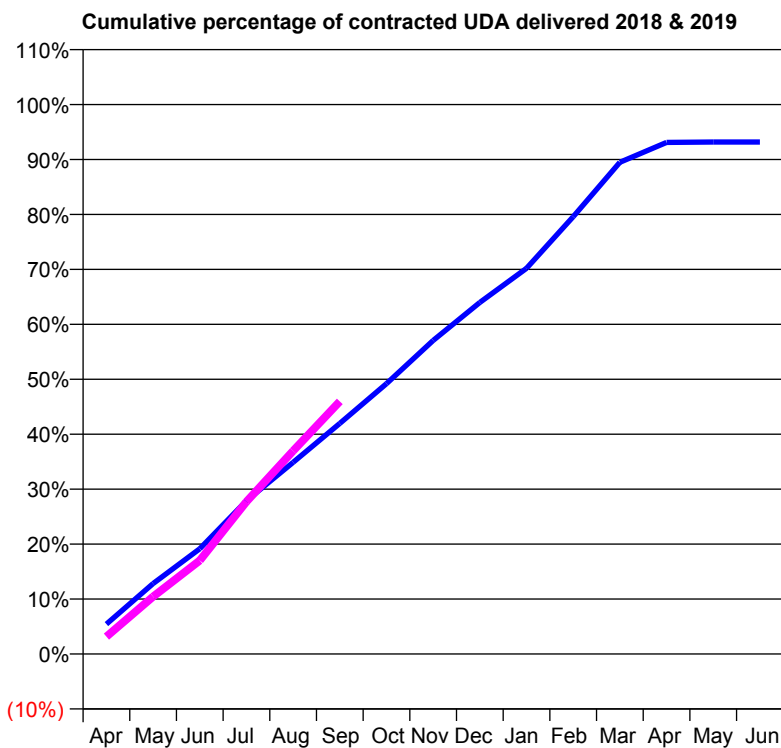
18/19 Contracted general activity (UDA)	19,610
Carry forward general activity (UDA)	0
18/19 Contracted orthodontic activity (UOA)	0
Carry forward orthodontic activity (UOA)	0
Baseline contract value	£551,629.84

ACCESS*

Patients seen in 24 months	Total	Change since previous quarter
Quarter ending September 2017	4,529	
Quarter ending December 2017	4,552	→
Quarter ending March 2018	4,600	→
Quarter ending June 2018	4,542	↓
Quarter ending September 2018	4,518	→
Variance since September 2017	(0.2%)	→



ACTIVITY



Adjusted Scheduled Activity (UDA)		
Month	2018	2019
April	1,067	623
May	2,516	2,050
June	3,757	3,337
July	5,470	5,436
August	6,843	7,248
September	8,232	9,013
October	9,647	
November	11,191	
December	12,544	
January	13,767	
February	15,604	
March	17,547	
April	18,258	
May	18,270	
June	18,270	

QUALITY

	Quantity	Base Number	Contract	AT	Region	England
% of FP17s for the same patient ID Re-attending within 3 months - Children	98	1,059	9.3%	12.0%	12.2%	11.6%
% of FP17s for the same patient ID Re-attending within 3 months - Adults	465	2,473	18.8%	16.0%	15.8%	15.5%
% of FP17s for the same patient ID Re-attending between 3 & 9 months - Children	710	1,059	67.0%	58.2%	60.3%	58.8%
% of FP17s for the same patient ID Re-attending between 3 & 9 months - Adults	1,388	2,473	56.1%	51.6%	53.5%	51.1%
% of FP17s for Band 1 Urgent Courses	271	3,339	8.1%	10.1%	9.1%	9.0%
% of FP17s Relating to Free Repair or Replacements	24	3,339	0.7%	0.8%	1.0%	0.8%
% of FP17s Relating to Continuations	28	3,339	0.8%	0.9%	1.0%	0.9%
% of Patients satisfied with the dentistry they have received	0	0	N/A	94.9%	93.6%	93.3%
% of Patients satisfied with the time they had to wait for an appointment	0	0	N/A	89.4%	89.8%	88.9%

* This is based on patients treated on this contract for their most recent course of treatment. Figures in italics indicate the base number of FP17s or Patient Questionnaire responses are less than 100. N/A is shown where the base number of responses is less than 10 during the period. % is calculated as Quantity/Base number*100

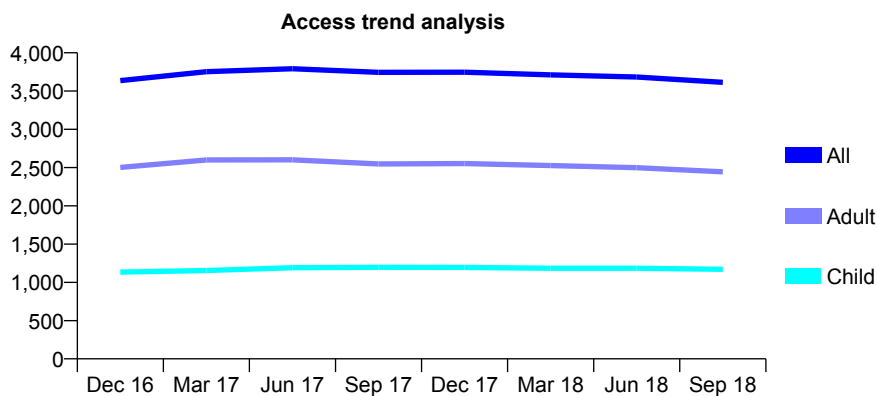
Q46 - Vital Signs At a Glance Contract Report for 772895/0001 - September 2018

Name or company name	MR CE CRAWFORD
Contract type name	GDS Contract
Purpose of contract	General
Contract start date	13/10/2009
Contract end date	

18/19 Contracted general activity (UDA)	6,773
Carry forward general activity (UDA)	0
18/19 Contracted orthodontic activity (UOA)	0
Carry forward orthodontic activity (UOA)	0
Baseline contract value	£167,468.88

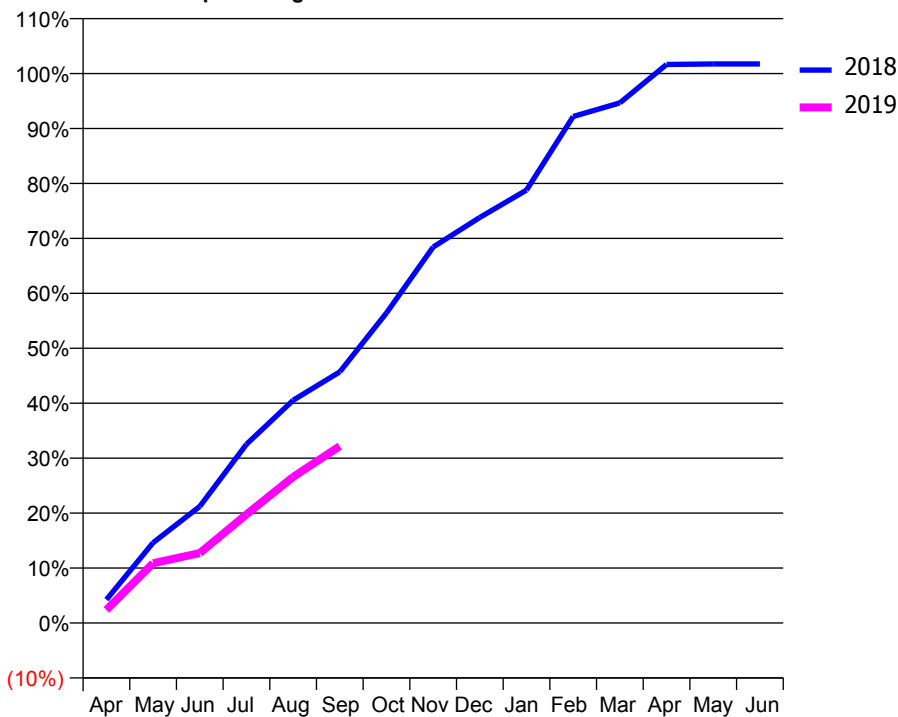
ACCESS*

Patients seen in 24 months	Total	Change since previous quarter
Quarter ending September 2017	3,744	
Quarter ending December 2017	3,747	→
Quarter ending March 2018	3,711	→
Quarter ending June 2018	3,683	→
Quarter ending September 2018	3,614	↓
Variance since September 2017	(3.5%)	↓



ACTIVITY

Cumulative percentage of contracted UDA delivered 2018 & 2019



Adjusted Scheduled Activity (UDA)

Month	2018	2019
April	289	162
May	990	737
June	1,438	861
July	2,203	1,339
August	2,745	1,800
September	3,096	2,181
October	3,823	
November	4,634	
December	4,999	
January	5,337	
February	6,243	
March	6,410	
April	6,884	
May	6,890	
June	6,890	

QUALITY

	Quantity	Base Number	Contract	AT	Region	England
% of FP17s for the same patient ID Re-attending within 3 months - Children	63	936	6.7%	12.0%	12.2%	11.6%
% of FP17s for the same patient ID Re-attending within 3 months - Adults	90	1,205	7.5%	16.0%	15.8%	15.5%
% of FP17s for the same patient ID Re-attending between 3 & 9 months - Children	648	936	69.2%	58.2%	60.3%	58.8%
% of FP17s for the same patient ID Re-attending between 3 & 9 months - Adults	650	1,205	53.9%	51.6%	53.5%	51.1%
% of FP17s for Band 1 Urgent Courses	74	1,298	5.7%	10.1%	9.1%	9.0%
% of FP17s Relating to Free Repair or Replacements	2	1,298	0.2%	0.8%	1.0%	0.8%
% of FP17s Relating to Continuations	13	1,298	1.0%	0.9%	1.0%	0.9%
% of Patients satisfied with the dentistry they have received	1	1	N/A	94.9%	93.6%	93.3%
% of Patients satisfied with the time they had to wait for an appointment	1	1	N/A	89.4%	89.8%	88.9%

* This is based on patients treated on this contract for their most recent course of treatment. Figures in italics indicate the base number of FP17s or Patient Questionnaire responses are less than 100. N/A is shown where the base number of responses is less than 10 during the period. % is calculated as Quantity/Base number*100

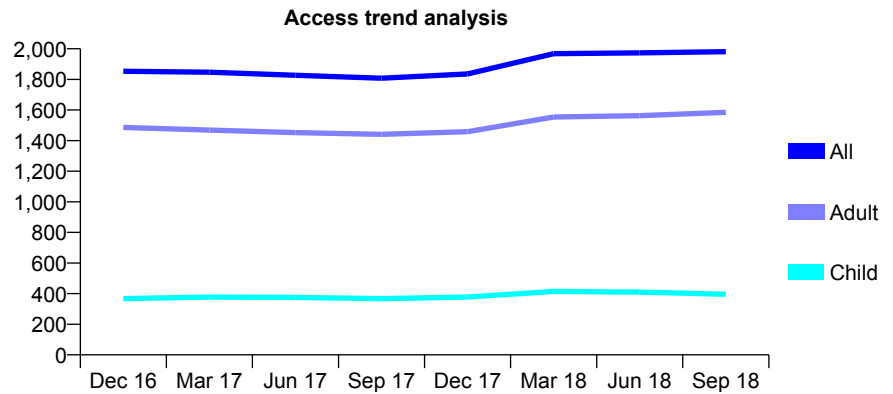
Q46 - Vital Signs At a Glance Contract Report for 772968/0001 - September 2018

Name or company name	MISS SN HUSSAIN
Contract type name	GDS Contract
Purpose of contract	General
Contract start date	19/04/2011
Contract end date	

18/19 Contracted general activity (UDA)	4,906
Carry forward general activity (UDA)	0
18/19 Contracted orthodontic activity (UOA)	0
Carry forward orthodontic activity (UOA)	0
Baseline contract value	£120,554.08

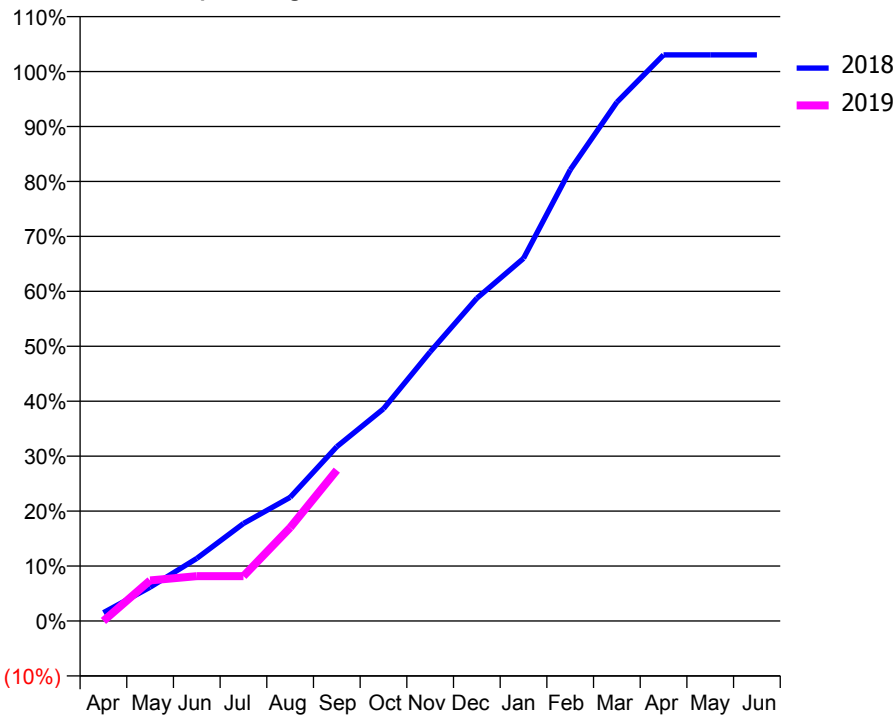
ACCESS*

Patients seen in 24 months	Total	Change since previous quarter
Quarter ending September 2017	1,808	
Quarter ending December 2017	1,836	→
Quarter ending March 2018	1,968	↑
Quarter ending June 2018	1,973	→
Quarter ending September 2018	1,981	→
Variance since September 2017	9.6%	↑



ACTIVITY

Cumulative percentage of contracted UDA delivered 2018 & 2019



Month	Adjusted Scheduled Activity (UDA)	
	2018	2019
April	74	0
May	302	363
June	559	401
July	871	401
August	1,104	834
September	1,557	1,348
October	1,895	
November	2,403	
December	2,882	
January	3,238	
February	4,028	
March	4,632	
April	5,054	
May	5,054	
June	5,054	

QUALITY

	Quantity	Base Number	Contract	AT	Region	England
% of FP17s for the same patient ID Re-attending within 3 months - Children	23	297	7.7%	12.0%	12.2%	11.6%
% of FP17s for the same patient ID Re-attending within 3 months - Adults	161	1,087	14.8%	16.0%	15.8%	15.5%
% of FP17s for the same patient ID Re-attending between 3 & 9 months - Children	232	297	78.1%	58.2%	60.3%	58.8%
% of FP17s for the same patient ID Re-attending between 3 & 9 months - Adults	722	1,087	66.4%	51.6%	53.5%	51.1%
% of FP17s for Band 1 Urgent Courses	73	774	9.4%	10.1%	9.1%	9.0%
% of FP17s Relating to Free Repair or Replacements	11	774	1.4%	0.8%	1.0%	0.8%
% of FP17s Relating to Continuations	7	774	0.9%	0.9%	1.0%	0.9%
% of Patients satisfied with the dentistry they have received	1	1	N/A	94.9%	93.6%	93.3%
% of Patients satisfied with the time they had to wait for an appointment	1	1	N/A	89.4%	89.8%	88.9%

* This is based on patients treated on this contract for their most recent course of treatment. Figures in italics indicate the base number of FP17s or Patient Questionnaire responses are less than 100. N/A is shown where the base number of responses is less than 10 during the period. % is calculated as Quantity/Base number*100

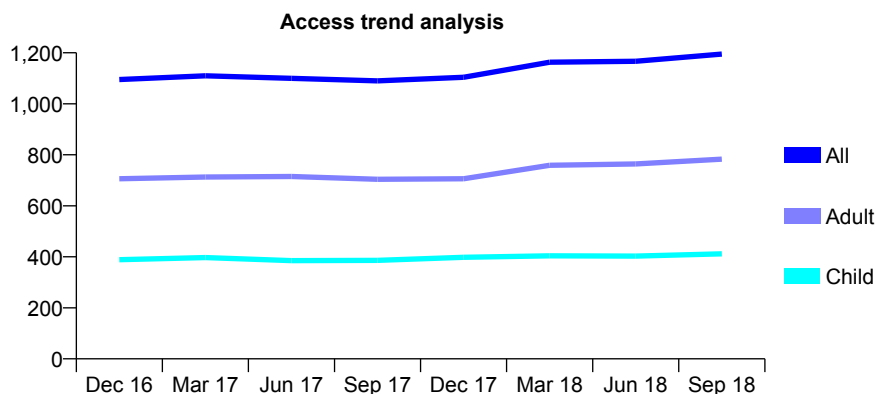
Q46 - Vital Signs At a Glance Contract Report for 772968/0003 - September 2018

Name or company name	MISS SN HUSSAIN
Contract type name	GDS Contract
Purpose of contract	General
Contract start date	01/01/2015
Contract end date	

18/19 Contracted general activity (UDA)	2,213
Carry forward general activity (UDA)	0
18/19 Contracted orthodontic activity (UOA)	0
Carry forward orthodontic activity (UOA)	0
Baseline contract value	£60,997.95

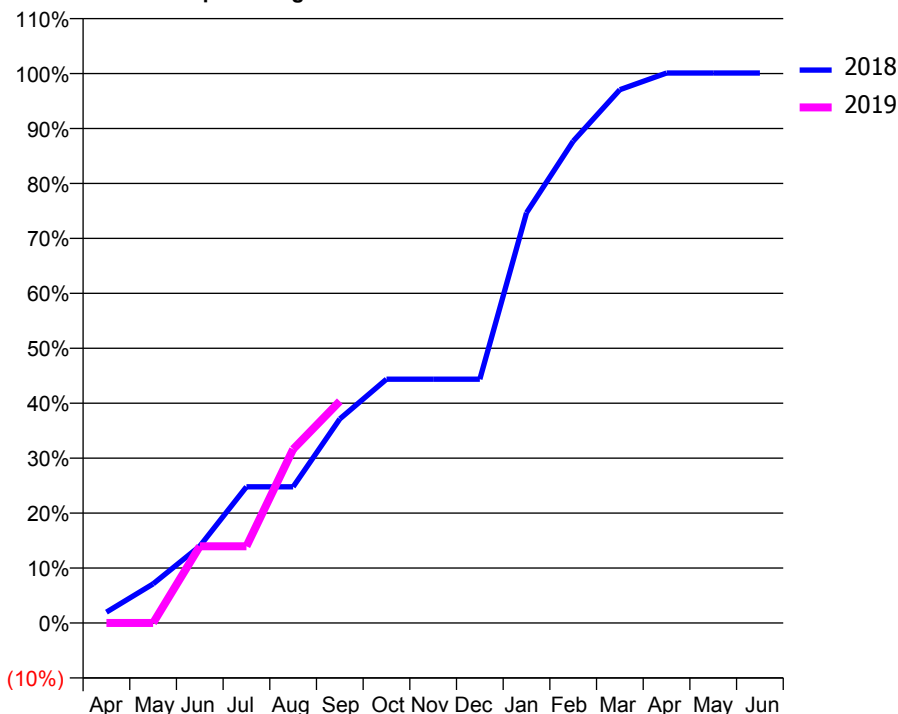
ACCESS*

Patients seen in 24 months	Total	Change since previous quarter
Quarter ending September 2017	1,090	
Quarter ending December 2017	1,104	→
Quarter ending March 2018	1,163	↑
Quarter ending June 2018	1,167	→
Quarter ending September 2018	1,195	↑
Variance since September 2017	9.6%	↑



ACTIVITY

Cumulative percentage of contracted UDA delivered 2018 & 2019



Adjusted Scheduled Activity (UDA)

Month	2018	2019
April	44	0
May	158	0
June	310	309
July	549	309
August	549	700
September	822	893
October	982	
November	982	
December	982	
January	1,652	
February	1,940	
March	2,148	
April	2,215	
May	2,215	
June	2,215	

QUALITY

	Quantity	Base Number	Contract	AT	Region	England
% of FP17s for the same patient ID Re-attending within 3 months - Children	32	388	8.2%	12.0%	12.2%	11.6%
% of FP17s for the same patient ID Re-attending within 3 months - Adults	88	621	14.2%	16.0%	15.8%	15.5%
% of FP17s for the same patient ID Re-attending between 3 & 9 months - Children	277	388	71.4%	58.2%	60.3%	58.8%
% of FP17s for the same patient ID Re-attending between 3 & 9 months - Adults	389	621	62.6%	51.6%	53.5%	51.1%
% of FP17s for Band 1 Urgent Courses	51	574	8.9%	10.1%	9.1%	9.0%
% of FP17s Relating to Free Repair or Replacements	2	574	0.3%	0.8%	1.0%	0.8%
% of FP17s Relating to Continuations	5	574	0.9%	0.9%	1.0%	0.9%
% of Patients satisfied with the dentistry they have received	0	0	N/A	94.9%	93.6%	93.3%
% of Patients satisfied with the time they had to wait for an appointment	0	0	N/A	89.4%	89.8%	88.9%

* This is based on patients treated on this contract for their most recent course of treatment. Figures in italics indicate the base number of FP17s or Patient Questionnaire responses are less than 100. N/A is shown where the base number of responses is less than 10 during the period. % is calculated as Quantity/Base number*100

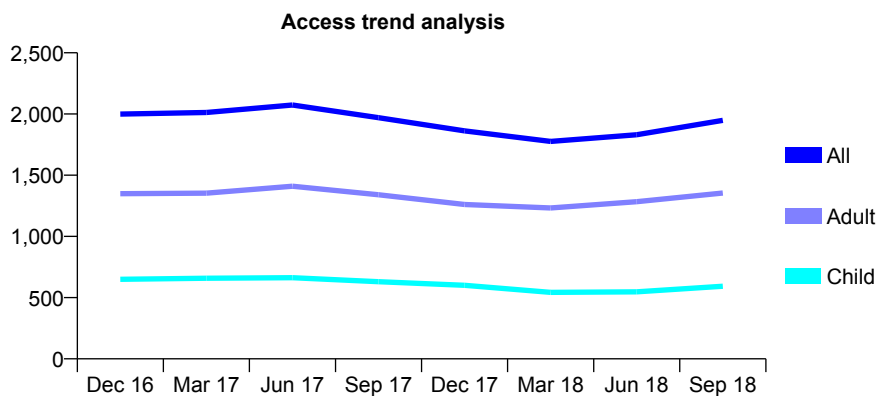
Q46 - Vital Signs At a Glance Contract Report for 773174/0001 - September 2018

Name or company name	MR S AHMED
Contract type name	GDS Contract
Purpose of contract	General
Contract start date	01/04/2006
Contract end date	

18/19 Contracted general activity (UDA)	8,304
Carry forward general activity (UDA)	0
18/19 Contracted orthodontic activity (UOA)	0
Carry forward orthodontic activity (UOA)	0
Baseline contract value	£278,860.67

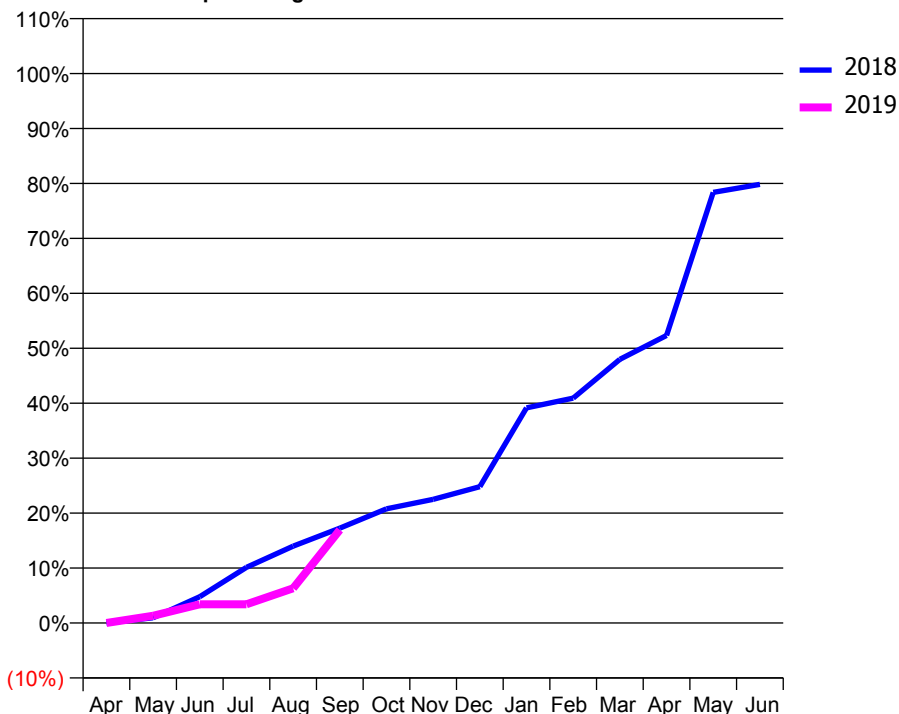
ACCESS*

Patients seen in 24 months	Total	Change since previous quarter
Quarter ending September 2017	1,970	
Quarter ending December 2017	1,862	↓
Quarter ending March 2018	1,776	↓
Quarter ending June 2018	1,831	↑
Quarter ending September 2018	1,948	↑
Variance since September 2017	(1.1%)	↓



ACTIVITY

Cumulative percentage of contracted UDA delivered 2018 & 2019



Month	Adjusted Scheduled Activity (UDA)	
	2018	2019
April	0	0
May	80	111
June	399	284
July	841	284
August	1,162	525
September	1,434	1,408
October	1,725	
November	1,868	
December	2,061	
January	3,251	
February	3,398	
March	3,984	
April	4,346	
May	6,509	
June	6,629	

QUALITY

	Quantity	Base Number	Contract	AT	Region	England
% of FP17s for the same patient ID Re-attending within 3 months - Children	14	315	4.4%	12.0%	12.2%	11.6%
% of FP17s for the same patient ID Re-attending within 3 months - Adults	112	752	14.9%	16.0%	15.8%	15.5%
% of FP17s for the same patient ID Re-attending between 3 & 9 months - Children	58	315	18.4%	58.2%	60.3%	58.8%
% of FP17s for the same patient ID Re-attending between 3 & 9 months - Adults	166	752	22.1%	51.6%	53.5%	51.1%
% of FP17s for Band 1 Urgent Courses	45	591	7.6%	10.1%	9.1%	9.0%
% of FP17s Relating to Free Repair or Replacements	9	591	1.5%	0.8%	1.0%	0.8%
% of FP17s Relating to Continuations	0	591	0.0%	0.9%	1.0%	0.9%
% of Patients satisfied with the dentistry they have received	0	0	N/A	94.9%	93.6%	93.3%
% of Patients satisfied with the time they had to wait for an appointment	0	0	N/A	89.4%	89.8%	88.9%

* This is based on patients treated on this contract for their most recent course of treatment. Figures in italics indicate the base number of FP17s or Patient Questionnaire responses are less than 100. N/A is shown where the base number of responses is less than 10 during the period. % is calculated as Quantity/Base number*100

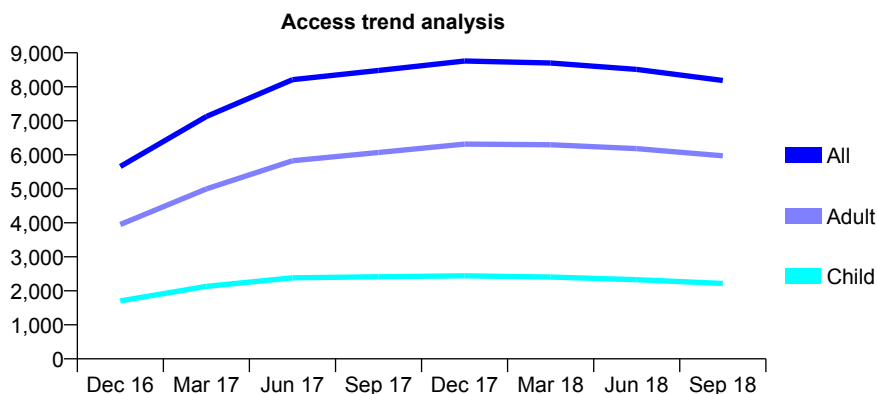
Q46 - Vital Signs At a Glance Contract Report for 780871/0001 - September 2018

Name or company name	MR R KHAN
Contract type name	GDS Contract
Purpose of contract	General
Contract start date	01/04/2006
Contract end date	

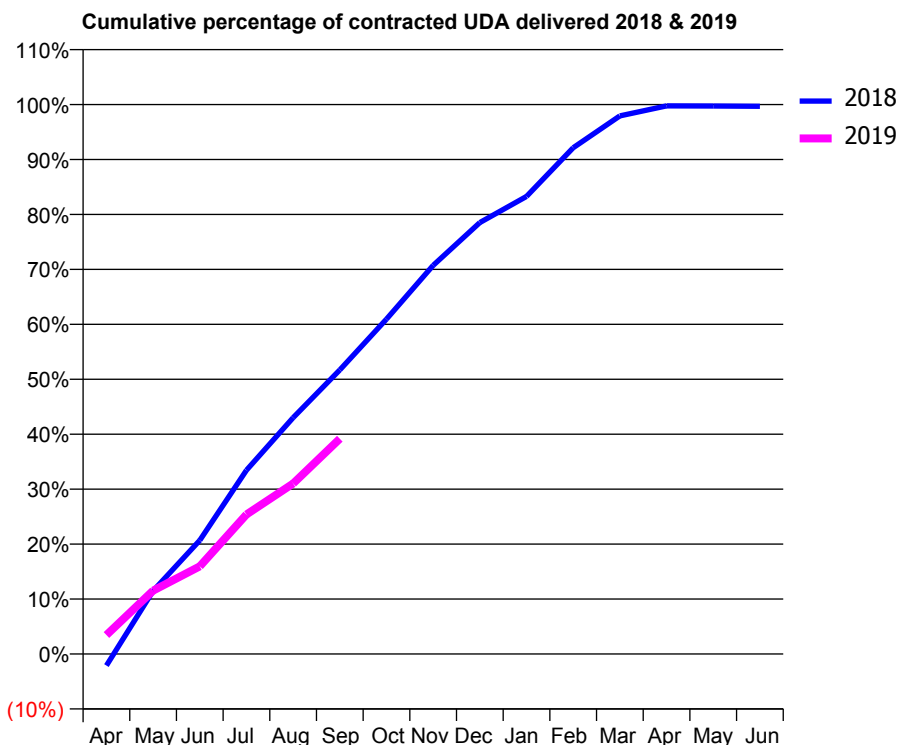
18/19 Contracted general activity (UDA)	13,263
Carry forward general activity (UDA)	0
18/19 Contracted orthodontic activity (UOA)	0
Carry forward orthodontic activity (UOA)	0
Baseline contract value	£385,922.18

ACCESS*

Patients seen in 24 months	Total	Change since previous quarter
Quarter ending September 2017	8,482	
Quarter ending December 2017	8,760	↑
Quarter ending March 2018	8,699	→
Quarter ending June 2018	8,513	↓
Quarter ending September 2018	8,187	↓
Variance since September 2017	(3.5%)	↓



ACTIVITY



Month	Adjusted Scheduled Activity (UDA)	
	2018	2019
April	-525	459
May	2,830	1,530
June	5,094	2,118
July	8,235	3,368
August	10,592	4,114
September	12,732	5,196
October	15,006	
November	17,412	
December	19,330	
January	20,506	
February	22,685	
March	24,113	
April	24,559	
May	24,555	
June	24,543	

QUALITY

	Quantity	Base Number	Contract	AT	Region	England
% of FP17s for the same patient ID Re-attending within 3 months - Children	46	627	7.3%	12.0%	12.2%	11.6%
% of FP17s for the same patient ID Re-attending within 3 months - Adults	191	1,642	11.6%	16.0%	15.8%	15.5%
% of FP17s for the same patient ID Re-attending between 3 & 9 months - Children	278	627	44.3%	58.2%	60.3%	58.8%
% of FP17s for the same patient ID Re-attending between 3 & 9 months - Adults	786	1,642	47.9%	51.6%	53.5%	51.1%
% of FP17s for Band 1 Urgent Courses	297	2,114	14.0%	10.1%	9.1%	9.0%
% of FP17s Relating to Free Repair or Replacements	22	2,114	1.0%	0.8%	1.0%	0.8%
% of FP17s Relating to Continuations	6	2,114	0.3%	0.9%	1.0%	0.9%
% of Patients satisfied with the dentistry they have received	1	1	N/A	94.9%	93.6%	93.3%
% of Patients satisfied with the time they had to wait for an appointment	1	1	N/A	89.4%	89.8%	88.9%

* This is based on patients treated on this contract for their most recent course of treatment. Figures in italics indicate the base number of FP17s or Patient Questionnaire responses are less than 100. N/A is shown where the base number of responses is less than 10 during the period. % is calculated as Quantity/Base number*100

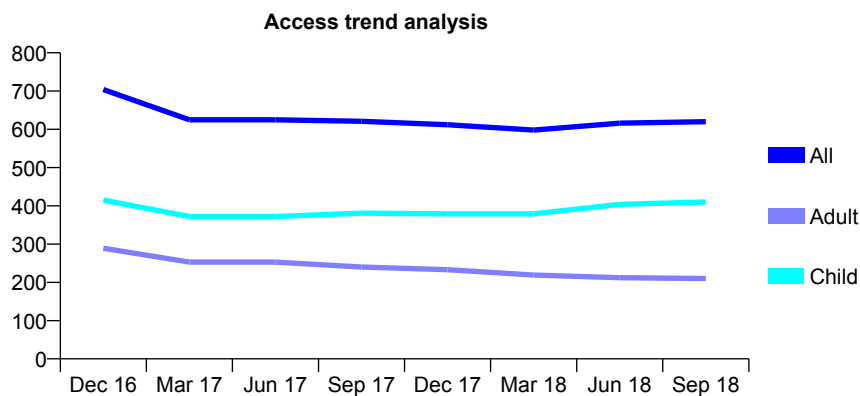
Q46 - Vital Signs At a Glance Contract Report for 803375/0001 - September 2018

Name or company name	MISS SR WOOLF
Contract type name	GDS Contract
Purpose of contract	General
Contract start date	01/04/2006
Contract end date	

18/19 Contracted general activity (UDA)	1,715
Carry forward general activity (UDA)	0
18/19 Contracted orthodontic activity (UOA)	0
Carry forward orthodontic activity (UOA)	0
Baseline contract value	£65,046.85

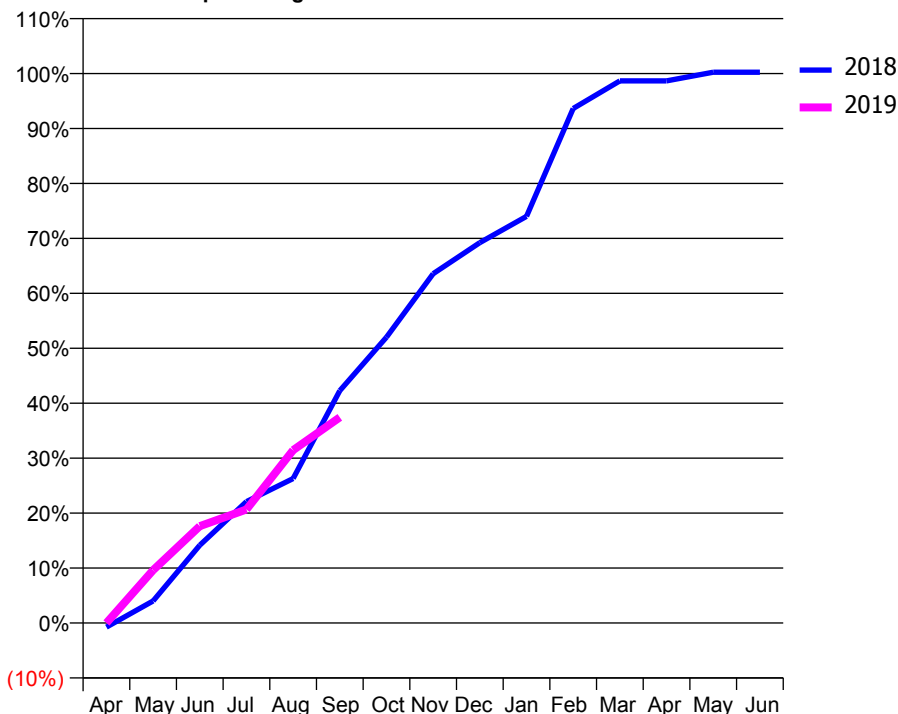
ACCESS*

Patients seen in 24 months	Total	Change since previous quarter
Quarter ending September 2017	621	
Quarter ending December 2017	612	↓
Quarter ending March 2018	598	↓
Quarter ending June 2018	616	↑
Quarter ending September 2018	620	→
Variance since September 2017	(0.2%)	→



ACTIVITY

Cumulative percentage of contracted UDA delivered 2018 & 2019



Adjusted Scheduled Activity (UDA)

Month	2018	2019
April	-13	0
May	69	165
June	243	302
July	379	354
August	451	540
September	725	642
October	892	
November	1,090	
December	1,187	
January	1,269	
February	1,606	
March	1,692	
April	1,692	
May	1,719	
June	1,719	

QUALITY

	Quantity	Base Number	Contract	AT	Region	England
% of FP17s for the same patient ID Re-attending within 3 months - Children	19	232	8.2%	12.0%	12.2%	11.6%
% of FP17s for the same patient ID Re-attending within 3 months - Adults	9	79	11.4%	16.0%	15.8%	15.5%
% of FP17s for the same patient ID Re-attending between 3 & 9 months - Children	103	232	44.4%	58.2%	60.3%	58.8%
% of FP17s for the same patient ID Re-attending between 3 & 9 months - Adults	20	79	25.3%	51.6%	53.5%	51.1%
% of FP17s for Band 1 Urgent Courses	4	303	1.3%	10.1%	9.1%	9.0%
% of FP17s Relating to Free Repair or Replacements	0	303	0.0%	0.8%	1.0%	0.8%
% of FP17s Relating to Continuations	5	303	1.7%	0.9%	1.0%	0.9%
% of Patients satisfied with the dentistry they have received	1	1	N/A	94.9%	93.6%	93.3%
% of Patients satisfied with the time they had to wait for an appointment	1	1	N/A	89.4%	89.8%	88.9%

* This is based on patients treated on this contract for their most recent course of treatment. Figures in italics indicate the base number of FP17s or Patient Questionnaire responses are less than 100. N/A is shown where the base number of responses is less than 10 during the period. % is calculated as Quantity/Base number*100

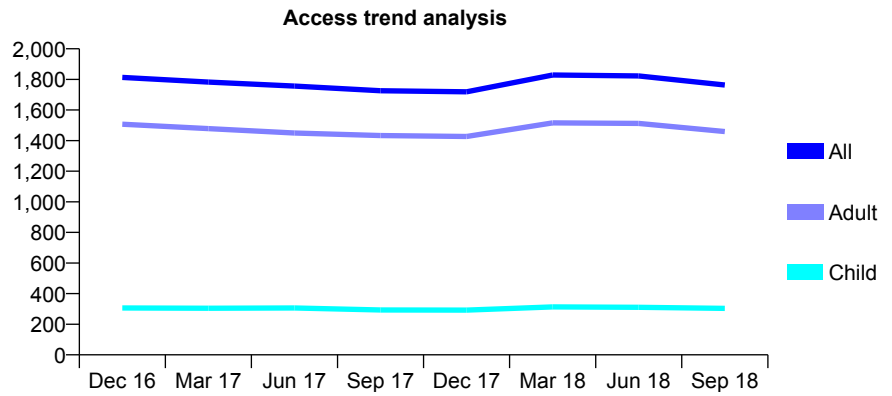
Q46 - Vital Signs At a Glance Contract Report for 819883/0002 - September 2018

Name or company name	Joubert & Taylor
Contract type name	GDS Contract
Purpose of contract	General
Contract start date	01/04/2006
Contract end date	

18/19 Contracted general activity (UDA)	6,065
Carry forward general activity (UDA)	0
18/19 Contracted orthodontic activity (UOA)	0
Carry forward orthodontic activity (UOA)	0
Baseline contract value	£140,493.94

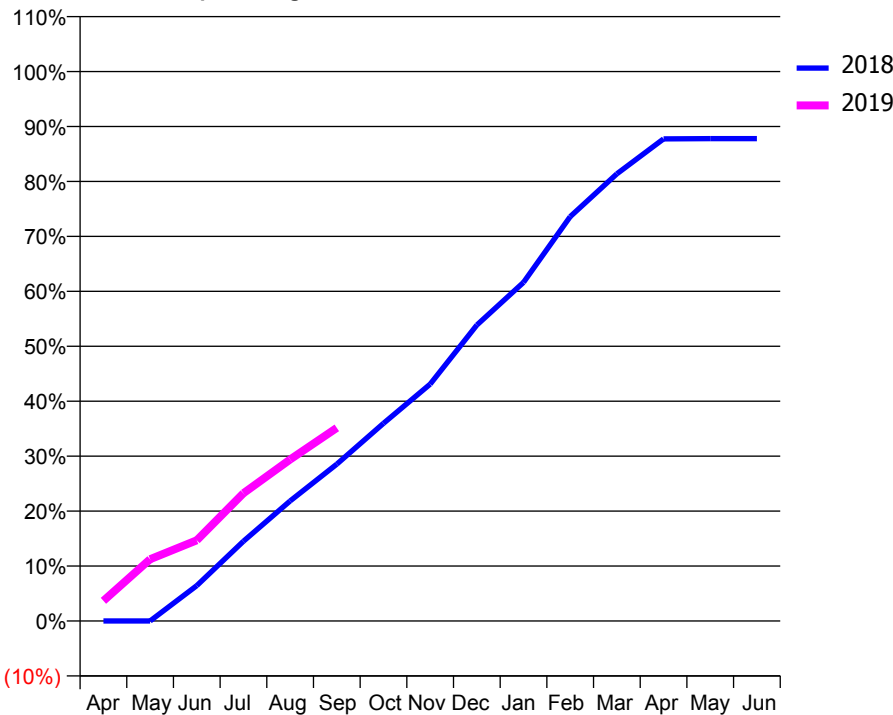
ACCESS*

Patients seen in 24 months	Total	Change since previous quarter
Quarter ending September 2017	1,726	
Quarter ending December 2017	1,719	→
Quarter ending March 2018	1,829	↑
Quarter ending June 2018	1,823	→
Quarter ending September 2018	1,763	↓
Variance since September 2017	2.1%	↑



ACTIVITY

Cumulative percentage of contracted UDA delivered 2018 & 2019



Month	Adjusted Scheduled Activity (UDA)	
	2018	2019
April	0	223
May	0	683
June	391	891
July	881	1,410
August	1,325	1,782
September	1,732	2,133
October	2,181	
November	2,614	
December	3,266	
January	3,737	
February	4,463	
March	4,936	
April	5,322	
May	5,325	
June	5,325	

QUALITY

	Quantity	Base Number	Contract	AT	Region	England
% of FP17s for the same patient ID Re-attending within 3 months - Children	19	210	9.0%	12.0%	12.2%	11.6%
% of FP17s for the same patient ID Re-attending within 3 months - Adults	246	1,273	19.3%	16.0%	15.8%	15.5%
% of FP17s for the same patient ID Re-attending between 3 & 9 months - Children	110	210	52.4%	58.2%	60.3%	58.8%
% of FP17s for the same patient ID Re-attending between 3 & 9 months - Adults	681	1,273	53.5%	51.6%	53.5%	51.1%
% of FP17s for Band 1 Urgent Courses	107	1,282	8.3%	10.1%	9.1%	9.0%
% of FP17s Relating to Free Repair or Replacements	3	1,282	0.2%	0.8%	1.0%	0.8%
% of FP17s Relating to Continuations	4	1,282	0.3%	0.9%	1.0%	0.9%
% of Patients satisfied with the dentistry they have received	1	1	N/A	94.9%	93.6%	93.3%
% of Patients satisfied with the time they had to wait for an appointment	1	1	N/A	89.4%	89.8%	88.9%

* This is based on patients treated on this contract for their most recent course of treatment. Figures in italics indicate the base number of FP17s or Patient Questionnaire responses are less than 100. N/A is shown where the base number of responses is less than 10 during the period. % is calculated as Quantity/Base number*100

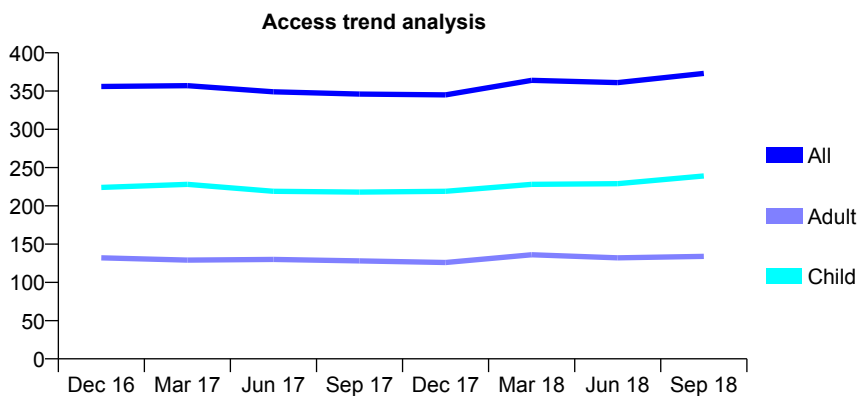
Q46 - Vital Signs At a Glance Contract Report for 824372/0001 - September 2018

Name or company name	MRS LR DOVER
Contract type name	GDS Contract
Purpose of contract	General and Orthodontic
Contract start date	01/04/2006
Contract end date	

18/19 Contracted general activity (UDA)	760
Carry forward general activity (UDA)	0
18/19 Contracted orthodontic activity (UOA)	376
Carry forward orthodontic activity (UOA)	0
Baseline contract value	£34,897.36

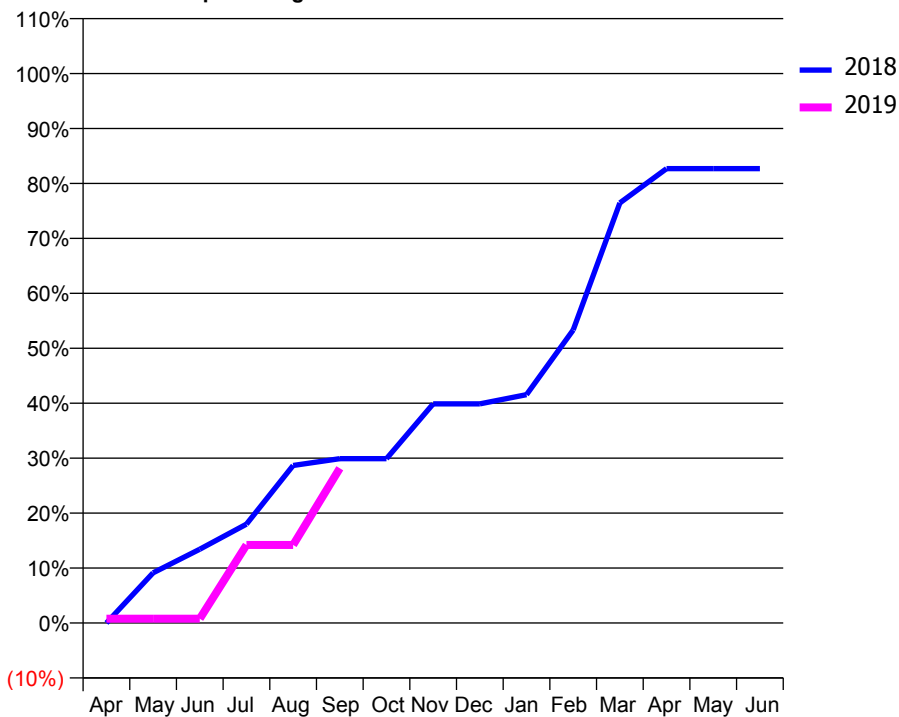
ACCESS*

Patients seen in 24 months	Total	Change since previous quarter
Quarter ending September 2017	346	
Quarter ending December 2017	345	→
Quarter ending March 2018	364	↑
Quarter ending June 2018	361	→
Quarter ending September 2018	373	↑
Variance since September 2017	7.8%	↑



ACTIVITY

Cumulative percentage of contracted UDA delivered 2018 & 2019



Adjusted Scheduled Activity (UDA)

Month	2018	2019
April	0	6
May	66	6
June	97	6
July	130	108
August	207	108
September	216	214
October	216	
November	288	
December	288	
January	300	
February	385	
March	552	
April	597	
May	597	
June	597	

QUALITY

	Quantity	Base Number	Contract	AT	Region	England
% of FP17s for the same patient ID Re-attending within 3 months - Children	9	162	5.6%	12.0%	12.2%	11.6%
% of FP17s for the same patient ID Re-attending within 3 months - Adults	4	74	5.4%	16.0%	15.8%	15.5%
% of FP17s for the same patient ID Re-attending between 3 & 9 months - Children	70	162	43.2%	58.2%	60.3%	58.8%
% of FP17s for the same patient ID Re-attending between 3 & 9 months - Adults	33	74	44.6%	51.6%	53.5%	51.1%
% of FP17s for Band 1 Urgent Courses	0	172	0.0%	10.1%	9.1%	9.0%
% of FP17s Relating to Free Repair or Replacements	0	172	0.0%	0.8%	1.0%	0.8%
% of FP17s Relating to Continuations	2	172	1.2%	0.9%	1.0%	0.9%
% of Patients satisfied with the dentistry they have received	0	0	N/A	94.9%	93.6%	93.3%
% of Patients satisfied with the time they had to wait for an appointment	0	0	N/A	89.4%	89.8%	88.9%

* This is based on patients treated on this contract for their most recent course of treatment. Figures in italics indicate the base number of FP17s or Patient Questionnaire responses are less than 100. N/A is shown where the base number of responses is less than 10 during the period. % is calculated as Quantity/Base number*100

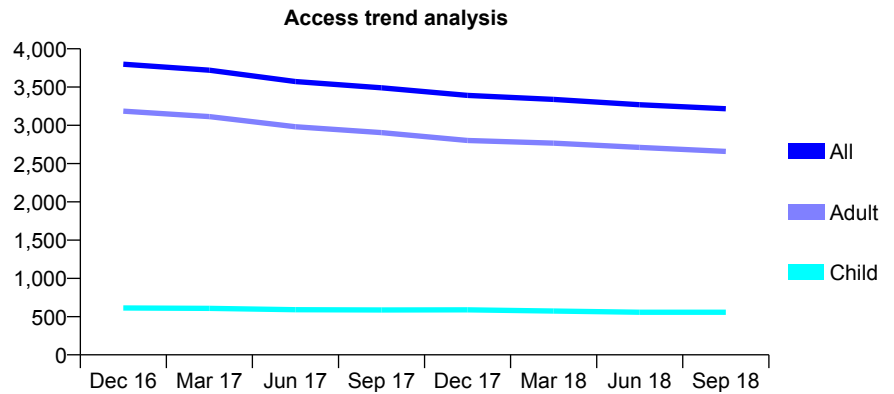
Q46 - Vital Signs At a Glance Contract Report for 825093/0002 - September 2018

Name or company name	MR MA NASEEM
Contract type name	GDS Contract
Purpose of contract	General
Contract start date	01/04/2006
Contract end date	

18/19 Contracted general activity (UDA)	13,932
Carry forward general activity (UDA)	0
18/19 Contracted orthodontic activity (UOA)	0
Carry forward orthodontic activity (UOA)	0
Baseline contract value	£327,111.28

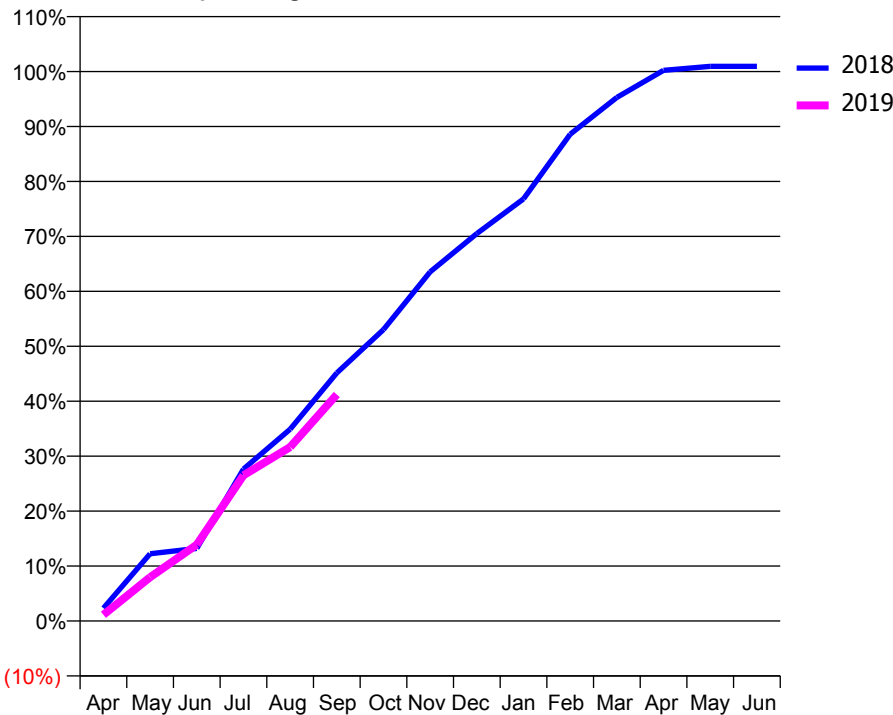
ACCESS*

Patients seen in 24 months	Total	Change since previous quarter
Quarter ending September 2017	3,490	
Quarter ending December 2017	3,390	↓
Quarter ending March 2018	3,339	↓
Quarter ending June 2018	3,268	↓
Quarter ending September 2018	3,216	↓
Variance since September 2017	(7.9%)	↓



ACTIVITY

Cumulative percentage of contracted UDA delivered 2018 & 2019



QUALITY

	Quantity	Base Number	Contract	AT	Region	England
% of FP17s for the same patient ID Re-attending within 3 months - Children	28	435	6.4%	12.0%	12.2%	11.6%
% of FP17s for the same patient ID Re-attending within 3 months - Adults	354	2,012	17.6%	16.0%	15.8%	15.5%
% of FP17s for the same patient ID Re-attending between 3 & 9 months - Children	280	435	64.4%	58.2%	60.3%	58.8%
% of FP17s for the same patient ID Re-attending between 3 & 9 months - Adults	1,191	2,012	59.2%	51.6%	53.5%	51.1%
% of FP17s for Band 1 Urgent Courses	0	2,147	0.0%	10.1%	9.1%	9.0%
% of FP17s Relating to Free Repair or Replacements	29	2,147	1.4%	0.8%	1.0%	0.8%
% of FP17s Relating to Continuations	37	2,147	1.7%	0.9%	1.0%	0.9%
% of Patients satisfied with the dentistry they have received	3	3	N/A	94.9%	93.6%	93.3%
% of Patients satisfied with the time they had to wait for an appointment	3	3	N/A	89.4%	89.8%	88.9%

* This is based on patients treated on this contract for their most recent course of treatment. Figures in italics indicate the base number of FP17s or Patient Questionnaire responses are less than 100. N/A is shown where the base number of responses is less than 10 during the period. % is calculated as Quantity/Base number*100

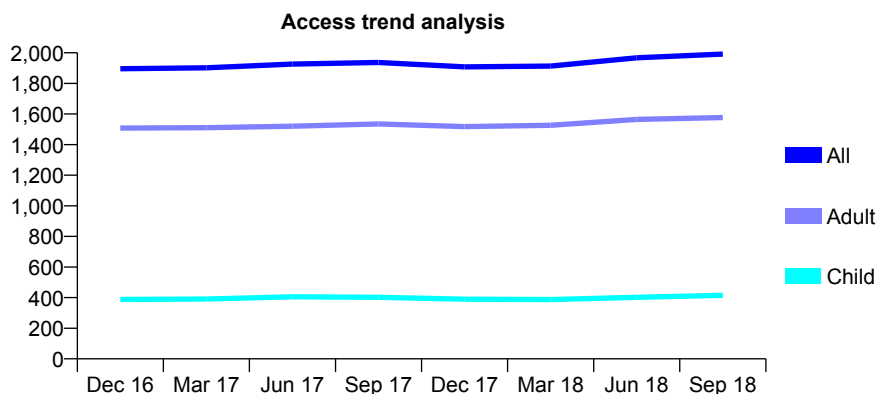
Q46 - Vital Signs At a Glance Contract Report for 830690/0001 - September 2018

Name or company name	MR MF MOHAMMED
Contract type name	GDS Contract
Purpose of contract	General
Contract start date	07/04/2006
Contract end date	

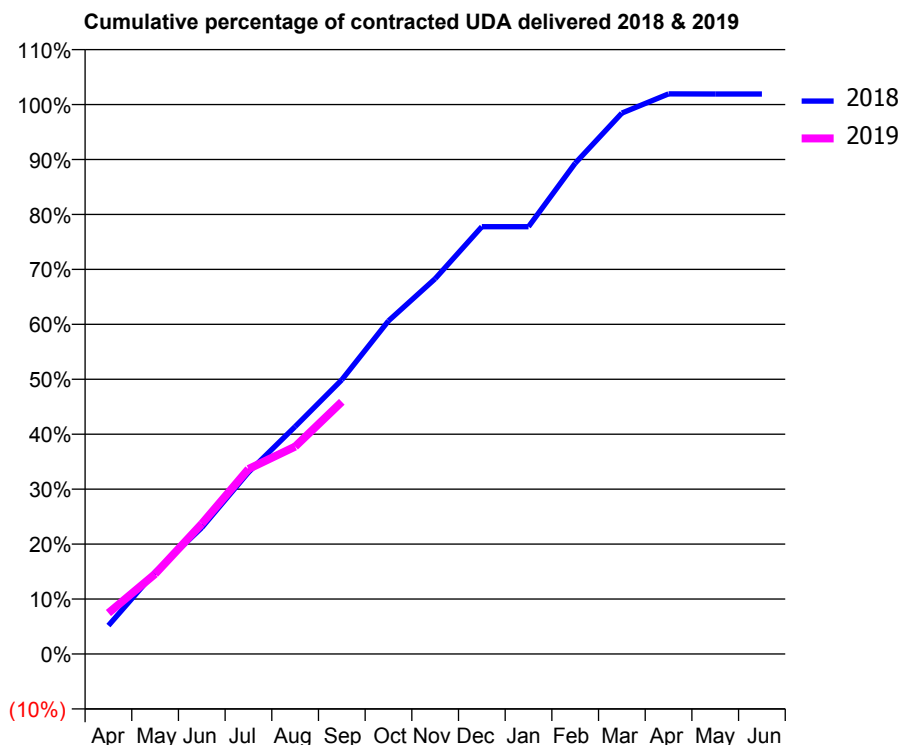
18/19 Contracted general activity (UDA)	5,878
Carry forward general activity (UDA)	0
18/19 Contracted orthodontic activity (UOA)	0
Carry forward orthodontic activity (UOA)	0
Baseline contract value	£184,852.89

ACCESS*

Patients seen in 24 months	Total	Change since previous quarter
Quarter ending September 2017	1,937	
Quarter ending December 2017	1,908	↓
Quarter ending March 2018	1,913	→
Quarter ending June 2018	1,967	↑
Quarter ending September 2018	1,992	→
Variance since September 2017	2.8%	↑



ACTIVITY



Adjusted Scheduled Activity (UDA)		
Month	2018	2019
April	305	438
May	877	856
June	1,352	1,393
July	1,944	1,979
August	2,433	2,219
September	2,933	2,697
October	3,564	
November	4,015	
December	4,571	
January	4,571	
February	5,250	
March	5,786	
April	5,991	
May	5,990	
June	5,990	

QUALITY

	Quantity	Base Number	Contract	AT	Region	England
% of FP17s for the same patient ID Re-attending within 3 months - Children	43	320	13.4%	12.0%	12.2%	11.6%
% of FP17s for the same patient ID Re-attending within 3 months - Adults	126	981	12.8%	16.0%	15.8%	15.5%
% of FP17s for the same patient ID Re-attending between 3 & 9 months - Children	166	320	51.9%	58.2%	60.3%	58.8%
% of FP17s for the same patient ID Re-attending between 3 & 9 months - Adults	473	981	48.2%	51.6%	53.5%	51.1%
% of FP17s for Band 1 Urgent Courses	67	1,198	5.6%	10.1%	9.1%	9.0%
% of FP17s Relating to Free Repair or Replacements	20	1,198	1.7%	0.8%	1.0%	0.8%
% of FP17s Relating to Continuations	26	1,198	2.2%	0.9%	1.0%	0.9%
% of Patients satisfied with the dentistry they have received	0	0	N/A	94.9%	93.6%	93.3%
% of Patients satisfied with the time they had to wait for an appointment	0	0	N/A	89.4%	89.8%	88.9%

* This is based on patients treated on this contract for their most recent course of treatment. Figures in italics indicate the base number of FP17s or Patient Questionnaire responses are less than 100. N/A is shown where the base number of responses is less than 10 during the period. % is calculated as Quantity/Base number*100

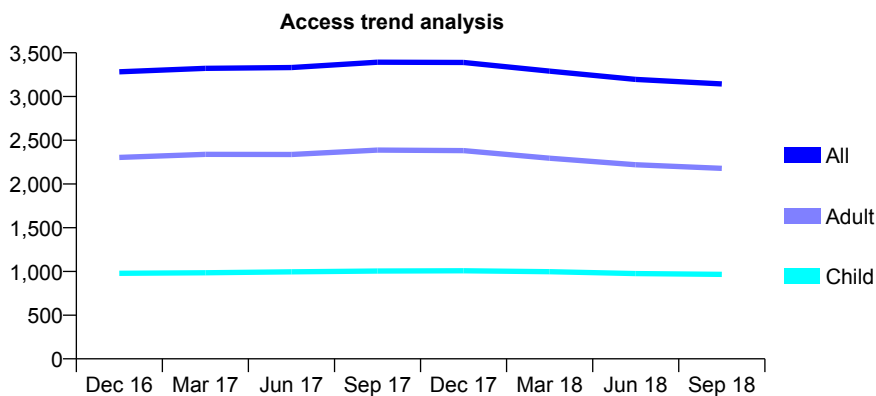
Q46 - Vital Signs At a Glance Contract Report for 830690/0002 - September 2018

Name or company name	MR MF MOHAMMED
Contract type name	GDS Contract
Purpose of contract	General
Contract start date	01/10/2008
Contract end date	

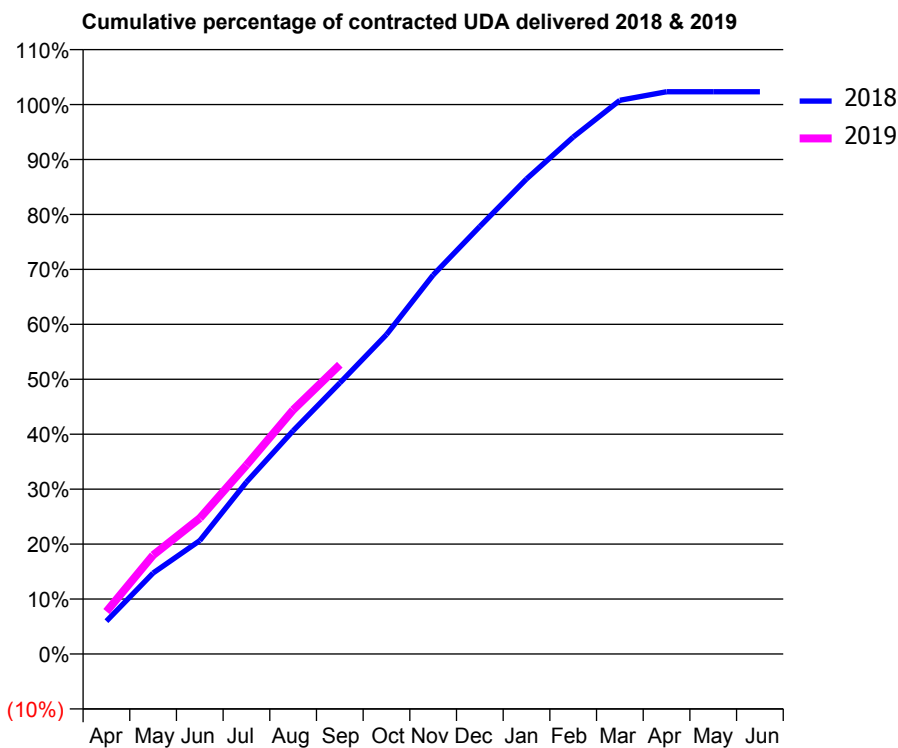
18/19 Contracted general activity (UDA)	8,000
Carry forward general activity (UDA)	0
18/19 Contracted orthodontic activity (UOA)	0
Carry forward orthodontic activity (UOA)	0
Baseline contract value	£217,398.94

ACCESS*

Patients seen in 24 months	Total	Change since previous quarter
Quarter ending September 2017	3,392	
Quarter ending December 2017	3,389	→
Quarter ending March 2018	3,290	↓
Quarter ending June 2018	3,195	↓
Quarter ending September 2018	3,144	↓
Variance since September 2017	(7.3%)	↓



ACTIVITY



Month	Adjusted Scheduled Activity (UDA)	
	2018	2019
April	478	619
May	1,179	1,440
June	1,651	1,976
July	2,503	2,749
August	3,251	3,554
September	3,947	4,211
October	4,650	
November	5,517	
December	6,226	
January	6,916	
February	7,525	
March	8,061	
April	8,185	
May	8,185	
June	8,185	

QUALITY

	Quantity	Base Number	Contract	AT	Region	England
% of FP17s for the same patient ID Re-attending within 3 months - Children	66	860	7.7%	12.0%	12.2%	11.6%
% of FP17s for the same patient ID Re-attending within 3 months - Adults	133	1,477	9.0%	16.0%	15.8%	15.5%
% of FP17s for the same patient ID Re-attending between 3 & 9 months - Children	573	860	66.6%	58.2%	60.3%	58.8%
% of FP17s for the same patient ID Re-attending between 3 & 9 months - Adults	826	1,477	55.9%	51.6%	53.5%	51.1%
% of FP17s for Band 1 Urgent Courses	212	2,260	9.4%	10.1%	9.1%	9.0%
% of FP17s Relating to Free Repair or Replacements	24	2,260	1.1%	0.8%	1.0%	0.8%
% of FP17s Relating to Continuations	11	2,260	0.5%	0.9%	1.0%	0.9%
% of Patients satisfied with the dentistry they have received	1	1	N/A	94.9%	93.6%	93.3%
% of Patients satisfied with the time they had to wait for an appointment	1	1	N/A	89.4%	89.8%	88.9%

* This is based on patients treated on this contract for their most recent course of treatment. Figures in italics indicate the base number of FP17s or Patient Questionnaire responses are less than 100. N/A is shown where the base number of responses is less than 10 during the period. % is calculated as Quantity/Base number*100

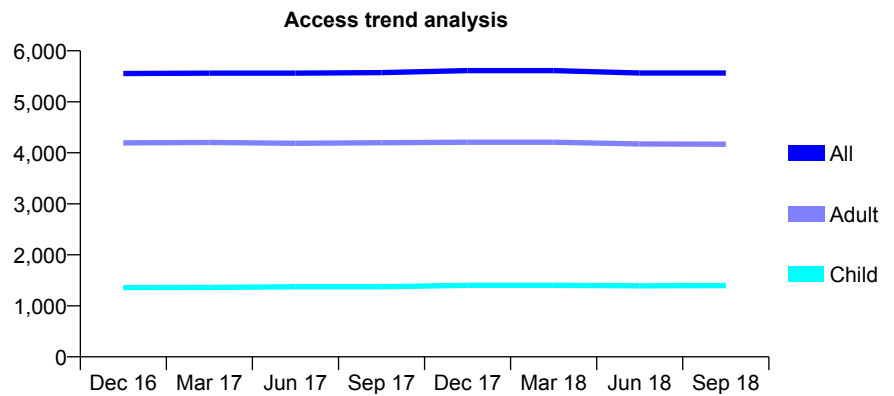
Q46 - Vital Signs At a Glance Contract Report for 830739/0001 - September 2018

Name or company name	MR AC MOSS
Contract type name	GDS Contract
Purpose of contract	General
Contract start date	01/04/2006
Contract end date	

18/19 Contracted general activity (UDA)	15,000
Carry forward general activity (UDA)	0
18/19 Contracted orthodontic activity (UOA)	0
Carry forward orthodontic activity (UOA)	0
Baseline contract value	£406,393.20

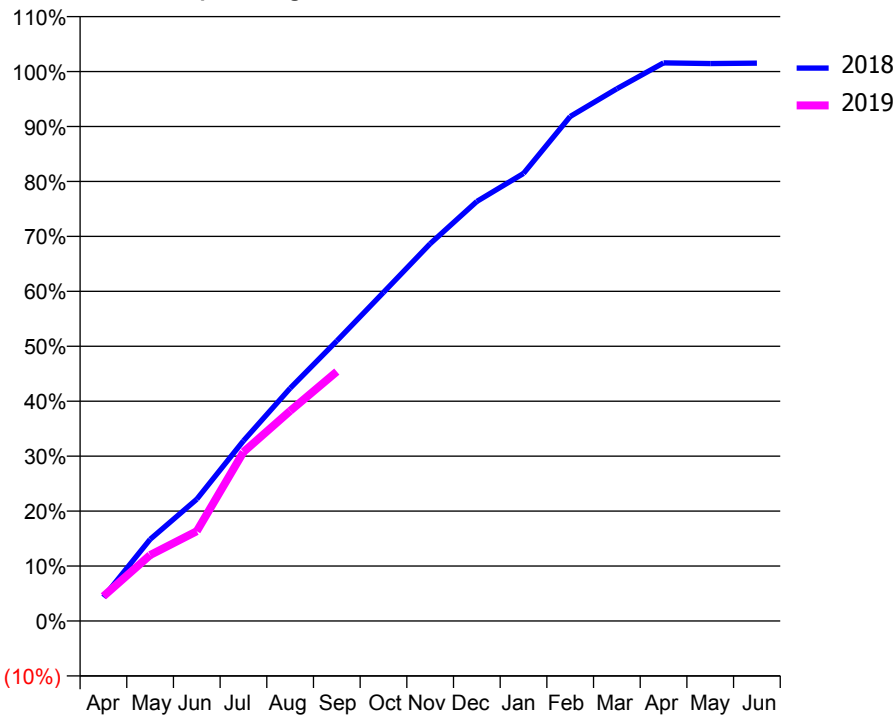
ACCESS*

Patients seen in 24 months	Total	Change since previous quarter
Quarter ending September 2017	5,573	
Quarter ending December 2017	5,612	→
Quarter ending March 2018	5,611	→
Quarter ending June 2018	5,566	→
Quarter ending September 2018	5,565	→
Variance since September 2017	(0.1%)	→



ACTIVITY

Cumulative percentage of contracted UDA delivered 2018 & 2019



Month	Adjusted Scheduled Activity (UDA)	
	2018	2019
April	649	676
May	2,229	1,798
June	3,326	2,452
July	4,920	4,613
August	6,355	5,735
September	7,644	6,809
October	8,972	
November	10,299	
December	11,452	
January	12,219	
February	13,770	
March	14,528	
April	15,237	
May	15,219	
June	15,227	

QUALITY

	Quantity	Base Number	Contract	AT	Region	England
% of FP17s for the same patient ID Re-attending within 3 months - Children	77	1,178	6.5%	12.0%	12.2%	11.6%
% of FP17s for the same patient ID Re-attending within 3 months - Adults	338	3,068	11.0%	16.0%	15.8%	15.5%
% of FP17s for the same patient ID Re-attending between 3 & 9 months - Children	812	1,178	68.9%	58.2%	60.3%	58.8%
% of FP17s for the same patient ID Re-attending between 3 & 9 months - Adults	1,871	3,068	61.0%	51.6%	53.5%	51.1%
% of FP17s for Band 1 Urgent Courses	209	3,858	5.4%	10.1%	9.1%	9.0%
% of FP17s Relating to Free Repair or Replacements	25	3,858	0.6%	0.8%	1.0%	0.8%
% of FP17s Relating to Continuations	9	3,858	0.2%	0.9%	1.0%	0.9%
% of Patients satisfied with the dentistry they have received	1	1	N/A	94.9%	93.6%	93.3%
% of Patients satisfied with the time they had to wait for an appointment	1	1	N/A	89.4%	89.8%	88.9%

* This is based on patients treated on this contract for their most recent course of treatment. Figures in italics indicate the base number of FP17s or Patient Questionnaire responses are less than 100. N/A is shown where the base number of responses is less than 10 during the period. % is calculated as Quantity/Base number*100

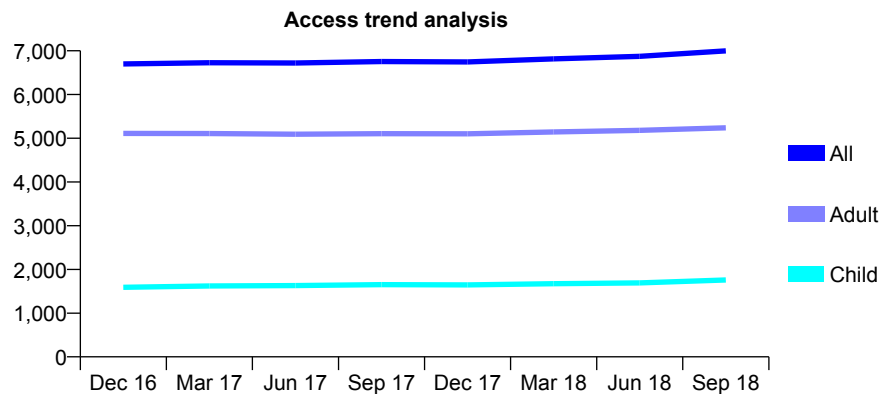
Q46 - Vital Signs At a Glance Contract Report for 839183/0001 - September 2018

Name or company name	MR TP BARNETT
Contract type name	GDS Contract
Purpose of contract	General
Contract start date	01/04/2006
Contract end date	

18/19 Contracted general activity (UDA)	25,728
Carry forward general activity (UDA)	0
18/19 Contracted orthodontic activity (UOA)	0
Carry forward orthodontic activity (UOA)	0
Baseline contract value	£739,669.34

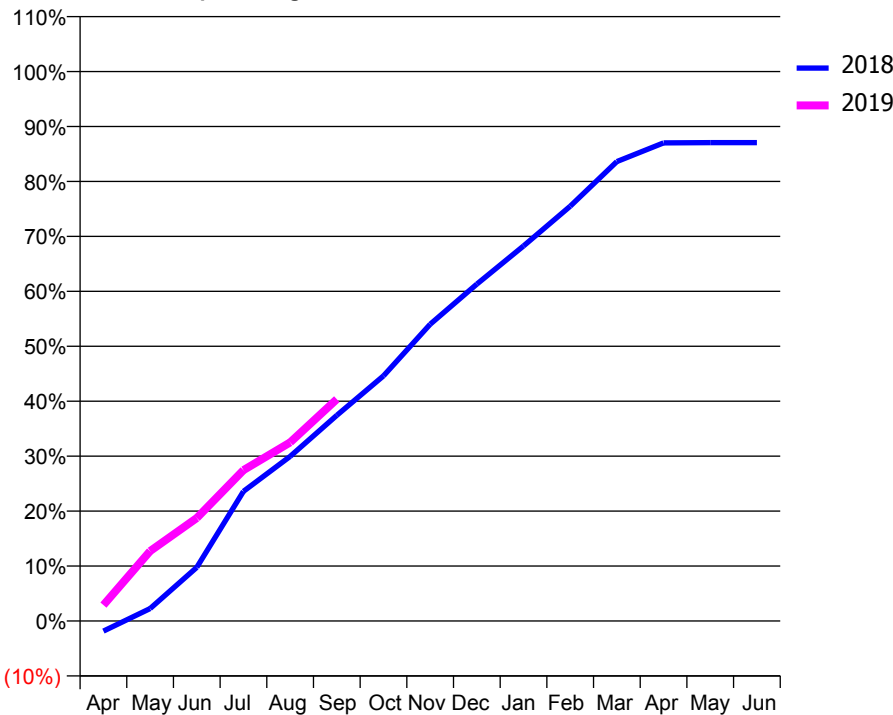
ACCESS*

Patients seen in 24 months	Total	Change since previous quarter
Quarter ending September 2017	6,754	
Quarter ending December 2017	6,745	→
Quarter ending March 2018	6,815	→
Quarter ending June 2018	6,874	→
Quarter ending September 2018	6,997	→
Variance since September 2017	3.6%	↑



ACTIVITY

Cumulative percentage of contracted UDA delivered 2018 & 2019



Month	Adjusted Scheduled Activity (UDA)	
	2018	2019
April	-477	743
May	584	3,273
June	2,515	4,825
July	6,072	7,065
August	7,709	8,360
September	9,628	10,387
October	11,480	
November	13,896	
December	15,777	
January	17,561	
February	19,418	
March	21,512	
April	22,386	
May	22,399	
June	22,400	

QUALITY

	Quantity	Base Number	Contract	AT	Region	England
% of FP17s for the same patient ID Re-attending within 3 months - Children	228	1,632	14.0%	12.0%	12.2%	11.6%
% of FP17s for the same patient ID Re-attending within 3 months - Adults	667	4,382	15.2%	16.0%	15.8%	15.5%
% of FP17s for the same patient ID Re-attending between 3 & 9 months - Children	976	1,632	59.8%	58.2%	60.3%	58.8%
% of FP17s for the same patient ID Re-attending between 3 & 9 months - Adults	2,570	4,382	58.6%	51.6%	53.5%	51.1%
% of FP17s for Band 1 Urgent Courses	394	5,541	7.1%	10.1%	9.1%	9.0%
% of FP17s Relating to Free Repair or Replacements	52	5,541	0.9%	0.8%	1.0%	0.8%
% of FP17s Relating to Continuations	39	5,541	0.7%	0.9%	1.0%	0.9%
% of Patients satisfied with the dentistry they have received	4	4	N/A	94.9%	93.6%	93.3%
% of Patients satisfied with the time they had to wait for an appointment	4	4	N/A	89.4%	89.8%	88.9%

* This is based on patients treated on this contract for their most recent course of treatment. Figures in italics indicate the base number of FP17s or Patient Questionnaire responses are less than 100. N/A is shown where the base number of responses is less than 10 during the period. % is calculated as Quantity/Base number*100

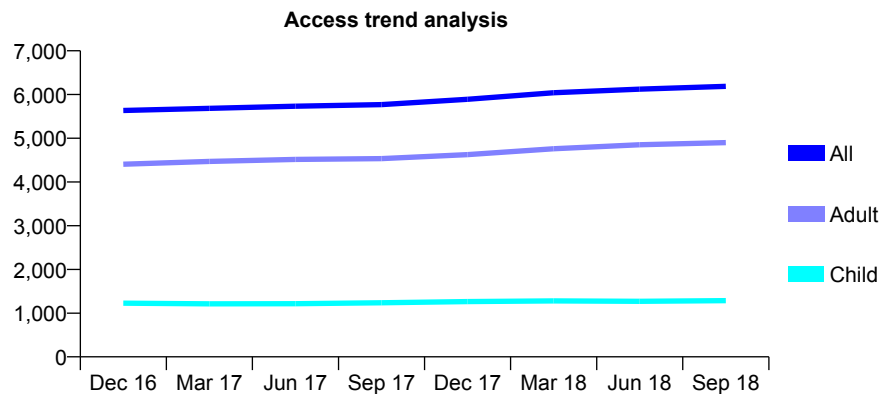
Q46 - Vital Signs At a Glance Contract Report for 839191/0001 - September 2018

Name or company name	Mr S Karim-Shoshtari
Contract type name	GDS Contract
Purpose of contract	General
Contract start date	01/04/2006
Contract end date	

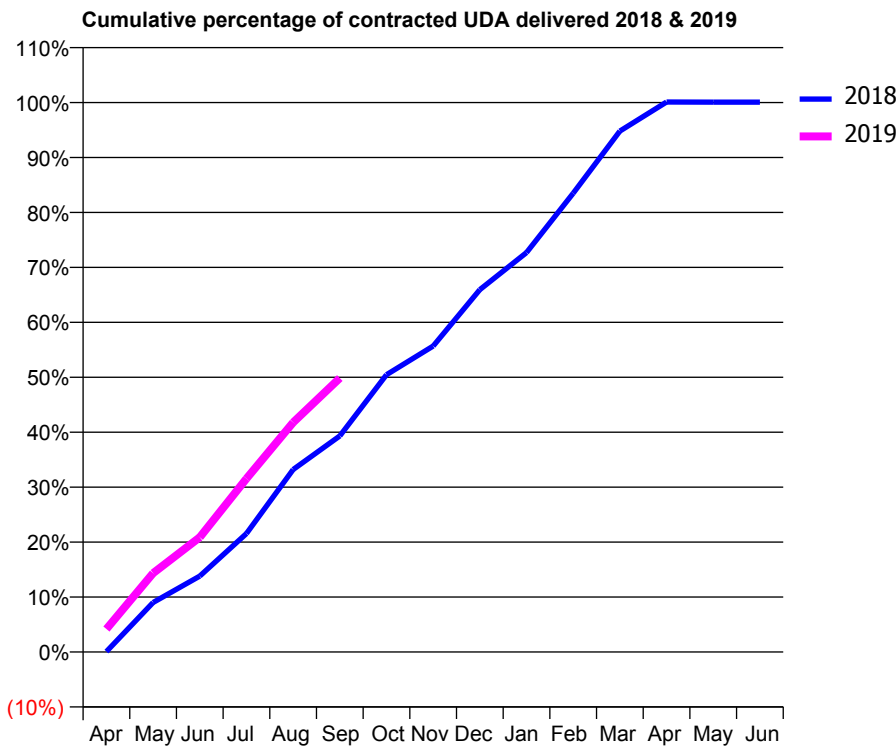
18/19 Contracted general activity (UDA)	17,403
Carry forward general activity (UDA)	0
18/19 Contracted orthodontic activity (UOA)	0
Carry forward orthodontic activity (UOA)	0
Baseline contract value	£391,120.80

ACCESS*

Patients seen in 24 months	Total	Change since previous quarter
Quarter ending September 2017	5,770	
Quarter ending December 2017	5,890	↑
Quarter ending March 2018	6,041	↑
Quarter ending June 2018	6,123	→
Quarter ending September 2018	6,186	→
Variance since September 2017	7.2%	↑



ACTIVITY



Month	Adjusted Scheduled Activity (UDA)	
	2018	2019
April	14	727
May	1,571	2,500
June	2,405	3,632
July	3,751	5,493
August	5,778	7,269
September	6,842	8,675
October	8,784	
November	9,692	
December	11,478	
January	12,652	
February	14,528	
March	16,497	
April	17,417	
May	17,415	
June	17,415	

QUALITY

	Quantity	Base Number	Contract	AT	Region	England
% of FP17s for the same patient ID Re-attending within 3 months - Children	180	1,070	16.8%	12.0%	12.2%	11.6%
% of FP17s for the same patient ID Re-attending within 3 months - Adults	431	3,434	12.6%	16.0%	15.8%	15.5%
% of FP17s for the same patient ID Re-attending between 3 & 9 months - Children	560	1,070	52.3%	58.2%	60.3%	58.8%
% of FP17s for the same patient ID Re-attending between 3 & 9 months - Adults	1,672	3,434	48.7%	51.6%	53.5%	51.1%
% of FP17s for Band 1 Urgent Courses	171	4,134	4.1%	10.1%	9.1%	9.0%
% of FP17s Relating to Free Repair or Replacements	42	4,134	1.0%	0.8%	1.0%	0.8%
% of FP17s Relating to Continuations	28	4,134	0.7%	0.9%	1.0%	0.9%
% of Patients satisfied with the dentistry they have received	7	7	N/A	94.9%	93.6%	93.3%
% of Patients satisfied with the time they had to wait for an appointment	7	7	N/A	89.4%	89.8%	88.9%

* This is based on patients treated on this contract for their most recent course of treatment. Figures in italics indicate the base number of FP17s or Patient Questionnaire responses are less than 100. N/A is shown where the base number of responses is less than 10 during the period. % is calculated as Quantity/Base number*100

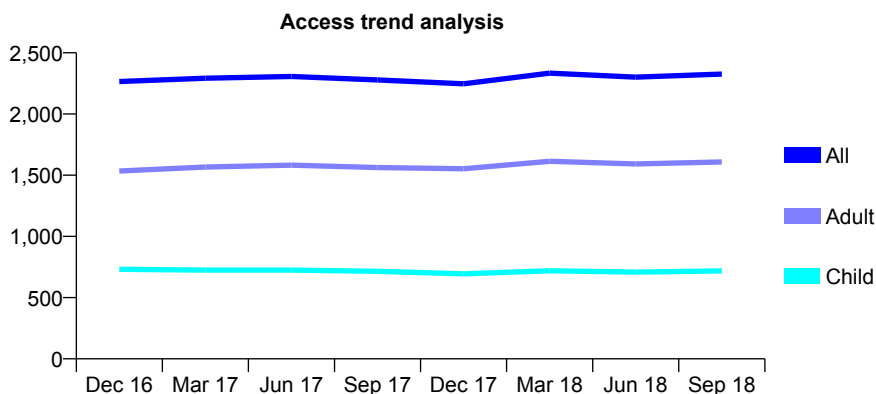
Q46 - Vital Signs At a Glance Contract Report for 840068/0001 - September 2018

Name or company name	MR S LOMAS
Contract type name	GDS Contract
Purpose of contract	General
Contract start date	01/04/2006
Contract end date	

18/19 Contracted general activity (UDA)	7,003
Carry forward general activity (UDA)	0
18/19 Contracted orthodontic activity (UOA)	0
Carry forward orthodontic activity (UOA)	0
Baseline contract value	£184,929.93

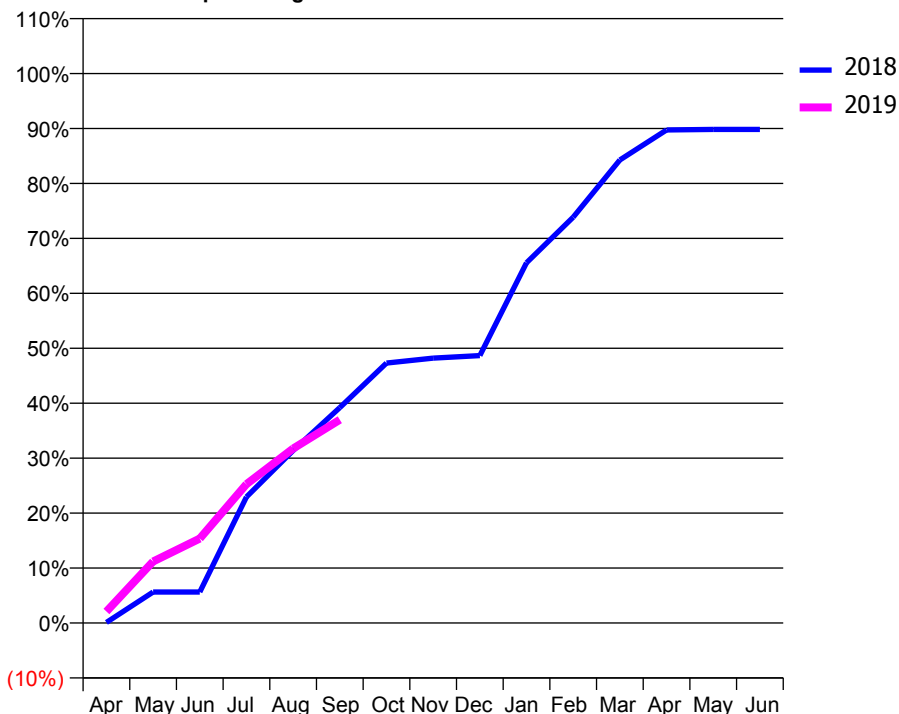
ACCESS*

Patients seen in 24 months	Total	Change since previous quarter
Quarter ending September 2017	2,278	
Quarter ending December 2017	2,247	↓
Quarter ending March 2018	2,334	↑
Quarter ending June 2018	2,301	↓
Quarter ending September 2018	2,326	→
Variance since September 2017	2.1%	↑



ACTIVITY

Cumulative percentage of contracted UDA delivered 2018 & 2019



Month	Adjusted Scheduled Activity (UDA)	
	2018	2019
April	8	147
May	396	785
June	396	1,077
July	1,607	1,771
August	2,199	2,223
September	2,746	2,590
October	3,313	
November	3,377	
December	3,409	
January	4,592	
February	5,172	
March	5,902	
April	6,284	
May	6,290	
June	6,290	

QUALITY

	Quantity	Base Number	Contract	AT	Region	England
% of FP17s for the same patient ID Re-attending within 3 months - Children	24	532	4.5%	12.0%	12.2%	11.6%
% of FP17s for the same patient ID Re-attending within 3 months - Adults	128	1,158	11.1%	16.0%	15.8%	15.5%
% of FP17s for the same patient ID Re-attending between 3 & 9 months - Children	362	532	68.0%	58.2%	60.3%	58.8%
% of FP17s for the same patient ID Re-attending between 3 & 9 months - Adults	818	1,158	70.6%	51.6%	53.5%	51.1%
% of FP17s for Band 1 Urgent Courses	41	1,500	2.7%	10.1%	9.1%	9.0%
% of FP17s Relating to Free Repair or Replacements	10	1,500	0.7%	0.8%	1.0%	0.8%
% of FP17s Relating to Continuations	15	1,500	1.0%	0.9%	1.0%	0.9%
% of Patients satisfied with the dentistry they have received	0	0	N/A	94.9%	93.6%	93.3%
% of Patients satisfied with the time they had to wait for an appointment	0	0	N/A	89.4%	89.8%	88.9%

* This is based on patients treated on this contract for their most recent course of treatment. Figures in italics indicate the base number of FP17s or Patient Questionnaire responses are less than 100. N/A is shown where the base number of responses is less than 10 during the period. % is calculated as Quantity/Base number*100

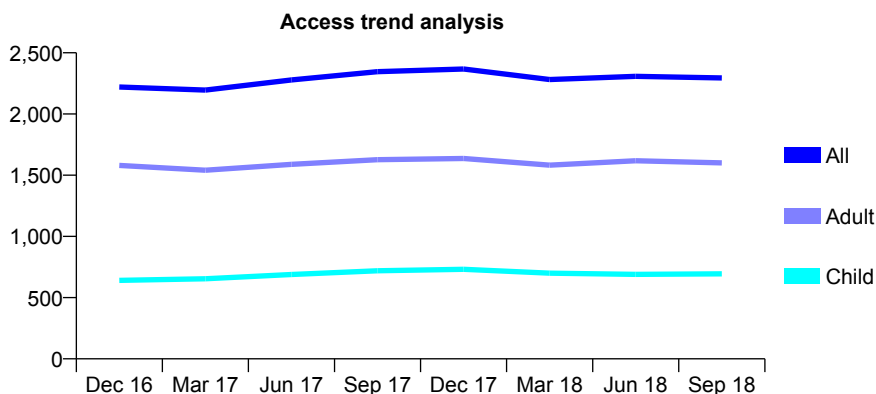
Q46 - Vital Signs At a Glance Contract Report for 840696/0001 - September 2018

Name or company name	MR MJ KELLY
Contract type name	GDS Contract
Purpose of contract	General and Orthodontic
Contract start date	01/04/2006
Contract end date	

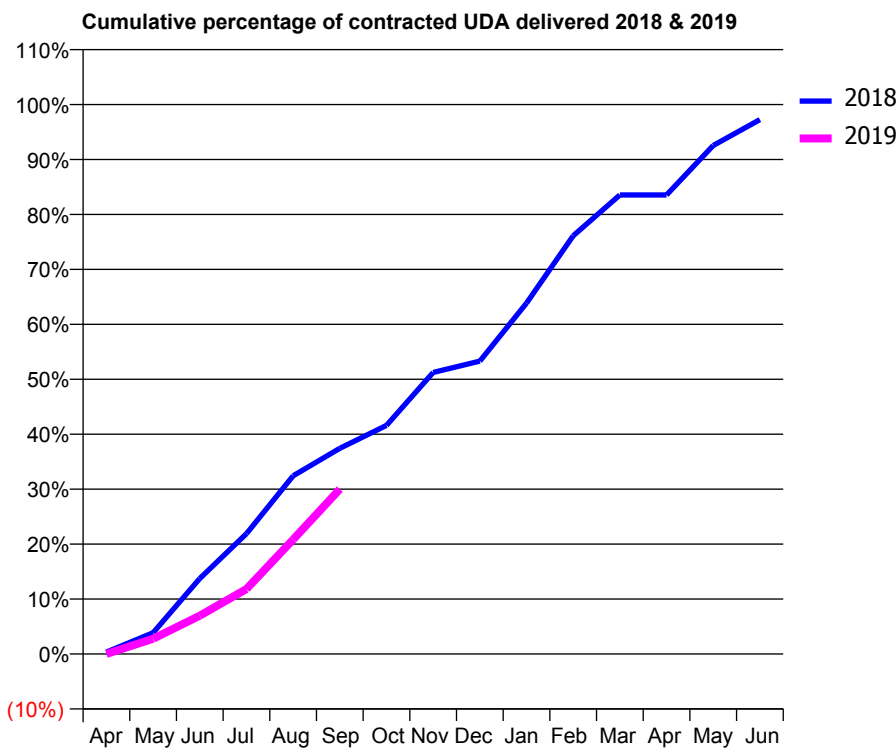
18/19 Contracted general activity (UDA)	7,750
Carry forward general activity (UDA)	0
18/19 Contracted orthodontic activity (UOA)	3,035
Carry forward orthodontic activity (UOA)	0
Baseline contract value	£413,059.09

ACCESS*

Patients seen in 24 months	Total	Change since previous quarter
Quarter ending September 2017	2,346	
Quarter ending December 2017	2,368	→
Quarter ending March 2018	2,282	↓
Quarter ending June 2018	2,308	→
Quarter ending September 2018	2,295	→
Variance since September 2017	(2.2%)	↓



ACTIVITY



Month	Adjusted Scheduled Activity (UDA)	
	2018	2019
April	28	0
May	300	215
June	1,065	541
July	1,697	916
August	2,514	1,614
September	2,902	2,326
October	3,225	
November	3,970	
December	4,130	
January	4,949	
February	5,899	
March	6,474	
April	6,474	
May	7,172	
June	7,537	

QUALITY

	Quantity	Base Number	Contract	AT	Region	England
% of FP17s for the same patient ID Re-attending within 3 months - Children	59	485	12.2%	12.0%	12.2%	11.6%
% of FP17s for the same patient ID Re-attending within 3 months - Adults	187	987	18.9%	16.0%	15.8%	15.5%
% of FP17s for the same patient ID Re-attending between 3 & 9 months - Children	193	485	39.8%	58.2%	60.3%	58.8%
% of FP17s for the same patient ID Re-attending between 3 & 9 months - Adults	453	987	45.9%	51.6%	53.5%	51.1%
% of FP17s for Band 1 Urgent Courses	22	958	2.3%	10.1%	9.1%	9.0%
% of FP17s Relating to Free Repair or Replacements	11	958	1.1%	0.8%	1.0%	0.8%
% of FP17s Relating to Continuations	46	958	4.8%	0.9%	1.0%	0.9%
% of Patients satisfied with the dentistry they have received	0	0	N/A	94.9%	93.6%	93.3%
% of Patients satisfied with the time they had to wait for an appointment	0	0	N/A	89.4%	89.8%	88.9%

* This is based on patients treated on this contract for their most recent course of treatment. Figures in italics indicate the base number of FP17s or Patient Questionnaire responses are less than 100. N/A is shown where the base number of responses is less than 10 during the period. % is calculated as Quantity/Base number*100

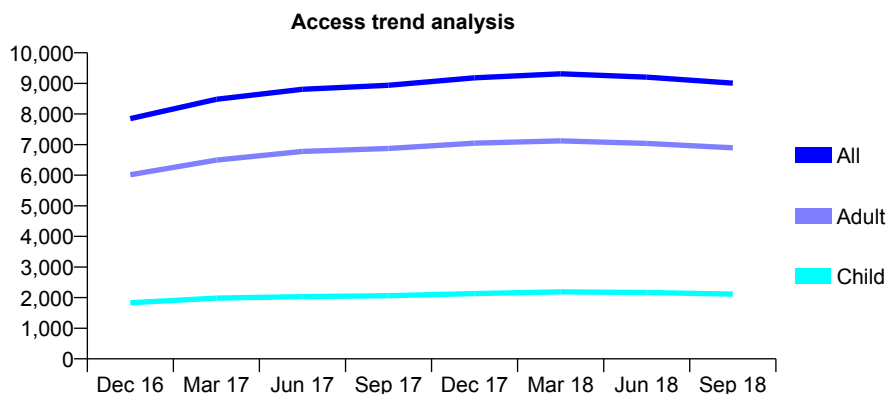
Q46 - Vital Signs At a Glance Contract Report for 847216/0003 - September 2018

Name or company name	MR AJ JOUBERT
Contract type name	GDS Contract
Purpose of contract	General
Contract start date	01/12/2015
Contract end date	

18/19 Contracted general activity (UDA)	27,629
Carry forward general activity (UDA)	0
18/19 Contracted orthodontic activity (UOA)	0
Carry forward orthodontic activity (UOA)	0
Baseline contract value	£745,782.57

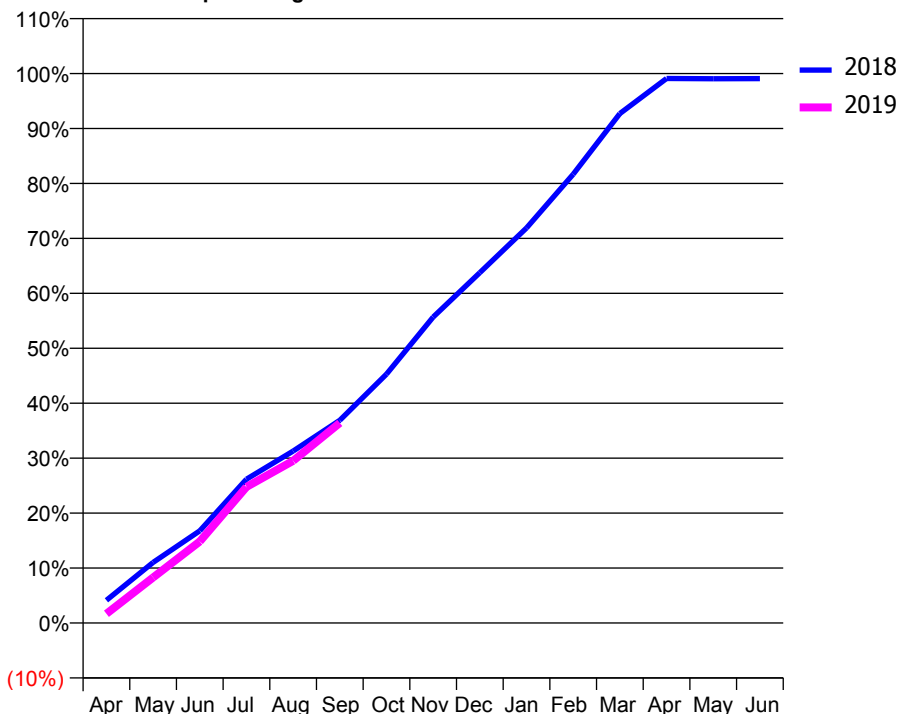
ACCESS*

Patients seen in 24 months	Total	Change since previous quarter
Quarter ending September 2017	8,938	
Quarter ending December 2017	9,183	↑
Quarter ending March 2018	9,314	→
Quarter ending June 2018	9,205	↓
Quarter ending September 2018	9,010	↓
Variance since September 2017	0.8%	→



ACTIVITY

Cumulative percentage of contracted UDA delivered 2018 & 2019



Month	Adjusted Scheduled Activity (UDA)	
	2018	2019
April	1,142	466
May	3,044	2,288
June	4,635	4,103
July	7,228	6,845
August	8,649	8,156
September	10,193	10,062
October	12,514	
November	15,384	
December	17,617	
January	19,863	
February	22,561	
March	25,613	
April	27,376	
May	27,364	
June	27,370	

QUALITY

	Quantity	Base Number	Contract	AT	Region	England
% of FP17s for the same patient ID Re-attending within 3 months - Children	144	1,366	10.5%	12.0%	12.2%	11.6%
% of FP17s for the same patient ID Re-attending within 3 months - Adults	842	4,727	17.8%	16.0%	15.8%	15.5%
% of FP17s for the same patient ID Re-attending between 3 & 9 months - Children	780	1,366	57.1%	58.2%	60.3%	58.8%
% of FP17s for the same patient ID Re-attending between 3 & 9 months - Adults	2,583	4,727	54.6%	51.6%	53.5%	51.1%
% of FP17s for Band 1 Urgent Courses	804	5,361	15.0%	10.1%	9.1%	9.0%
% of FP17s Relating to Free Repair or Replacements	75	5,361	1.4%	0.8%	1.0%	0.8%
% of FP17s Relating to Continuations	54	5,361	1.0%	0.9%	1.0%	0.9%
% of Patients satisfied with the dentistry they have received	1	1	N/A	94.9%	93.6%	93.3%
% of Patients satisfied with the time they had to wait for an appointment	1	1	N/A	89.4%	89.8%	88.9%

* This is based on patients treated on this contract for their most recent course of treatment. Figures in italics indicate the base number of FP17s or Patient Questionnaire responses are less than 100. N/A is shown where the base number of responses is less than 10 during the period. % is calculated as Quantity/Base number*100

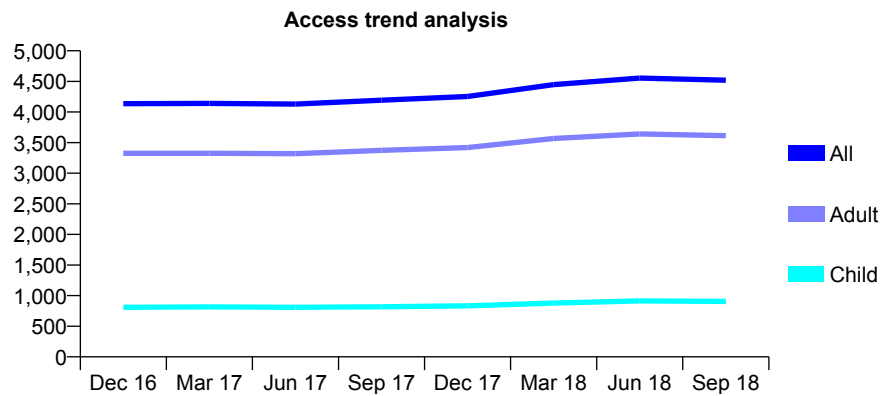
Q46 - Vital Signs At a Glance Contract Report for 856916/0001 - September 2018

Name or company name	MR MA BUTT
Contract type name	GDS Contract
Purpose of contract	General
Contract start date	01/11/2009
Contract end date	

18/19 Contracted general activity (UDA)	10,518
Carry forward general activity (UDA)	0
18/19 Contracted orthodontic activity (UOA)	0
Carry forward orthodontic activity (UOA)	0
Baseline contract value	£307,631.27

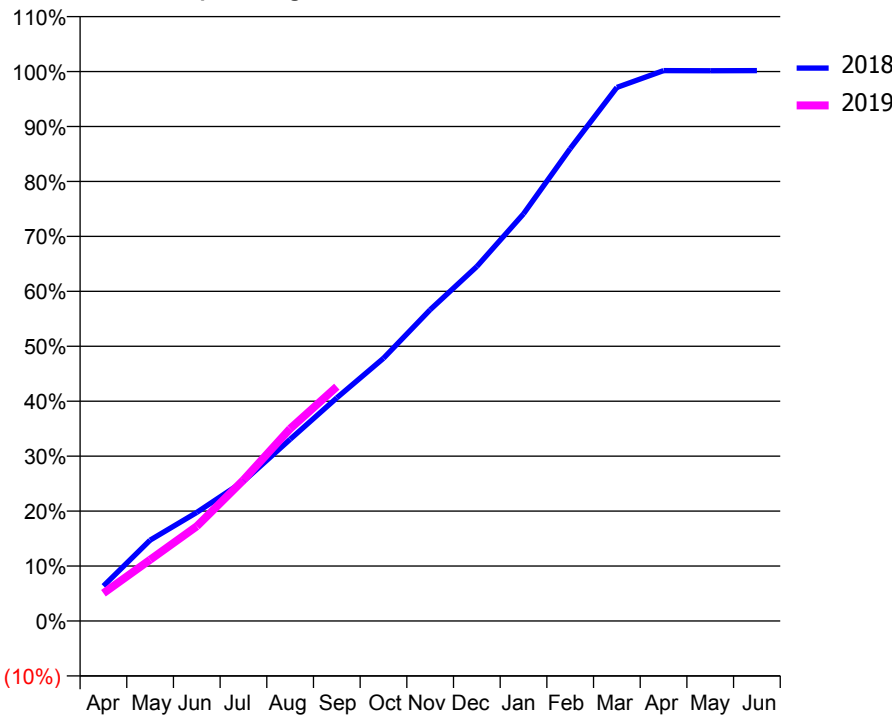
ACCESS*

Patients seen in 24 months	Total	Change since previous quarter
Quarter ending September 2017	4,193	
Quarter ending December 2017	4,253	→
Quarter ending March 2018	4,448	↑
Quarter ending June 2018	4,554	↑
Quarter ending September 2018	4,519	→
Variance since September 2017	7.8%	↑



ACTIVITY

Cumulative percentage of contracted UDA delivered 2018 & 2019



Month	Adjusted Scheduled Activity (UDA)	
	2018	2019
April	671	531
May	1,548	1,173
June	2,078	1,813
July	2,674	2,700
August	3,477	3,681
September	4,270	4,485
October	5,030	
November	5,958	
December	6,785	
January	7,795	
February	9,041	
March	10,215	
April	10,536	
May	10,531	
June	10,534	

QUALITY

	Quantity	Base Number	Contract	AT	Region	England
% of FP17s for the same patient ID Re-attending within 3 months - Children	60	599	10.0%	12.0%	12.2%	11.6%
% of FP17s for the same patient ID Re-attending within 3 months - Adults	337	2,261	14.9%	16.0%	15.8%	15.5%
% of FP17s for the same patient ID Re-attending between 3 & 9 months - Children	326	599	54.4%	58.2%	60.3%	58.8%
% of FP17s for the same patient ID Re-attending between 3 & 9 months - Adults	962	2,261	42.5%	51.6%	53.5%	51.1%
% of FP17s for Band 1 Urgent Courses	395	2,376	16.6%	10.1%	9.1%	9.0%
% of FP17s Relating to Free Repair or Replacements	44	2,376	1.9%	0.8%	1.0%	0.8%
% of FP17s Relating to Continuations	15	2,376	0.6%	0.9%	1.0%	0.9%
% of Patients satisfied with the dentistry they have received	1	1	N/A	94.9%	93.6%	93.3%
% of Patients satisfied with the time they had to wait for an appointment	1	1	N/A	89.4%	89.8%	88.9%

* This is based on patients treated on this contract for their most recent course of treatment. Figures in italics indicate the base number of FP17s or Patient Questionnaire responses are less than 100. N/A is shown where the base number of responses is less than 10 during the period. % is calculated as Quantity/Base number*100

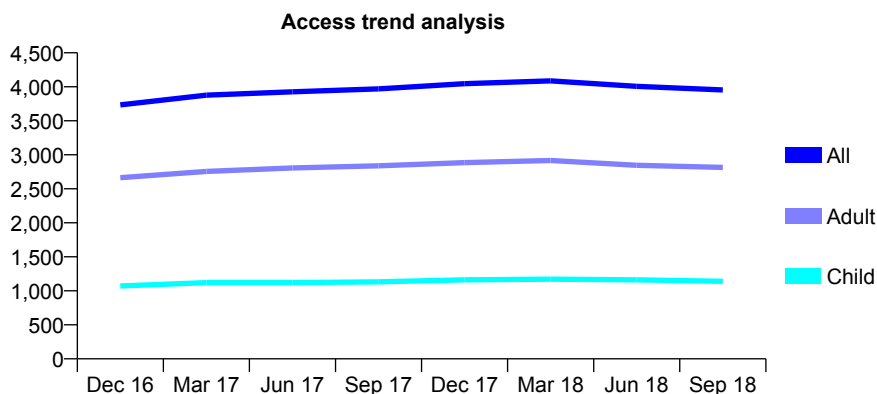
Q46 - Vital Signs At a Glance Contract Report for 859273/0001 - September 2018

Name or company name	MR R JOYE
Contract type name	GDS Contract
Purpose of contract	General
Contract start date	11/12/2012
Contract end date	

18/19 Contracted general activity (UDA)	11,795
Carry forward general activity (UDA)	0
18/19 Contracted orthodontic activity (UOA)	0
Carry forward orthodontic activity (UOA)	0
Baseline contract value	£334,569.24

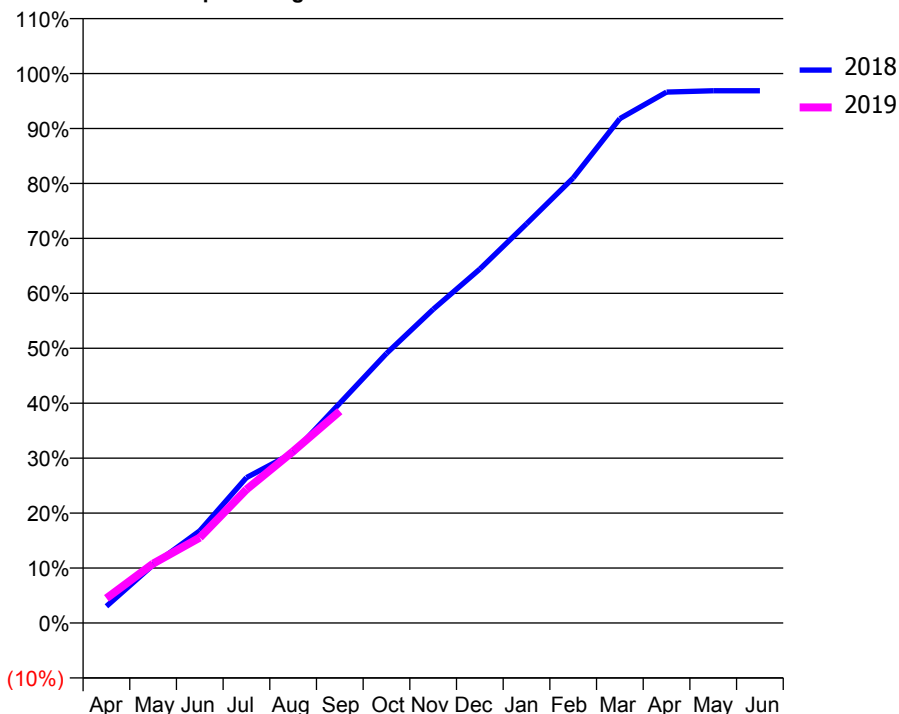
ACCESS*

Patients seen in 24 months	Total	Change since previous quarter
Quarter ending September 2017	3,970	
Quarter ending December 2017	4,047	→
Quarter ending March 2018	4,087	→
Quarter ending June 2018	4,007	↓
Quarter ending September 2018	3,954	↓
Variance since September 2017	(0.4%)	→



ACTIVITY

Cumulative percentage of contracted UDA delivered 2018 & 2019



Month	Adjusted Scheduled Activity (UDA)	
	2018	2019
April	359	530
May	1,248	1,276
June	1,979	1,834
July	3,120	2,868
August	3,654	3,686
September	4,719	4,547
October	5,787	
November	6,734	
December	7,597	
January	8,568	
February	9,552	
March	10,826	
April	11,397	
May	11,424	
June	11,426	

QUALITY

	Quantity	Base Number	Contract	AT	Region	England
% of FP17s for the same patient ID Re-attending within 3 months - Children	76	854	8.9%	12.0%	12.2%	11.6%
% of FP17s for the same patient ID Re-attending within 3 months - Adults	247	1,788	13.8%	16.0%	15.8%	15.5%
% of FP17s for the same patient ID Re-attending between 3 & 9 months - Children	600	854	70.3%	58.2%	60.3%	58.8%
% of FP17s for the same patient ID Re-attending between 3 & 9 months - Adults	1,044	1,788	58.4%	51.6%	53.5%	51.1%
% of FP17s for Band 1 Urgent Courses	165	2,390	6.9%	10.1%	9.1%	9.0%
% of FP17s Relating to Free Repair or Replacements	30	2,390	1.3%	0.8%	1.0%	0.8%
% of FP17s Relating to Continuations	51	2,390	2.1%	0.9%	1.0%	0.9%
% of Patients satisfied with the dentistry they have received	1	1	N/A	94.9%	93.6%	93.3%
% of Patients satisfied with the time they had to wait for an appointment	1	1	N/A	89.4%	89.8%	88.9%

* This is based on patients treated on this contract for their most recent course of treatment. Figures in italics indicate the base number of FP17s or Patient Questionnaire responses are less than 100. N/A is shown where the base number of responses is less than 10 during the period. % is calculated as Quantity/Base number*100

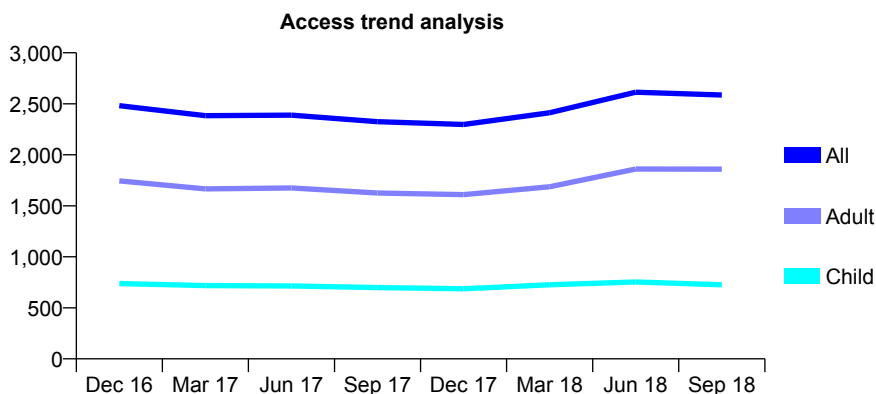
Q46 - Vital Signs At a Glance Contract Report for 860441/0001 - September 2018

Name or company name	Deansgate Dental
Contract type name	GDS Contract
Purpose of contract	General
Contract start date	21/10/2011
Contract end date	

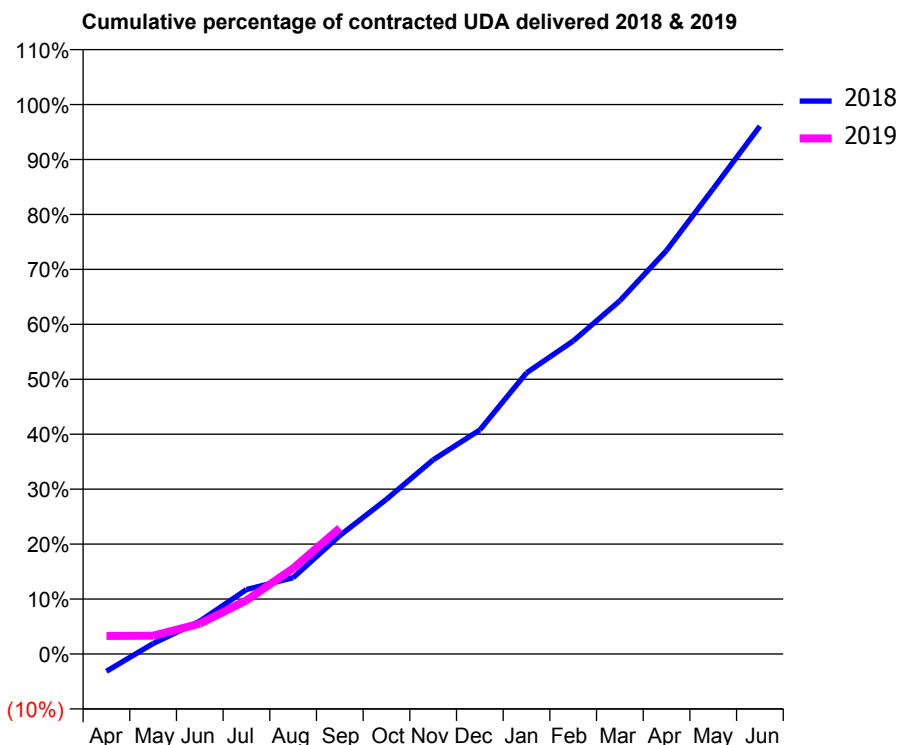
18/19 Contracted general activity (UDA)	9,756
Carry forward general activity (UDA)	0
18/19 Contracted orthodontic activity (UOA)	0
Carry forward orthodontic activity (UOA)	0
Baseline contract value	£280,215.20

ACCESS*

Patients seen in 24 months	Total	Change since previous quarter
Quarter ending September 2017	2,325	
Quarter ending December 2017	2,297	↓
Quarter ending March 2018	2,413	↑
Quarter ending June 2018	2,614	↑
Quarter ending September 2018	2,586	↓
Variance since September 2017	11.2%	↑



ACTIVITY



Month	Adjusted Scheduled Activity (UDA)	
	2018	2019
April	-309	320
May	185	326
June	583	539
July	1,146	953
August	1,356	1,521
September	2,104	2,236
October	2,748	
November	3,449	
December	3,978	
January	4,992	
February	5,558	
March	6,273	
April	7,165	
May	8,261	
June	9,372	

QUALITY

	Quantity	Base Number	Contract	AT	Region	England
% of FP17s for the same patient ID Re-attending within 3 months - Children	56	509	11.0%	12.0%	12.2%	11.6%
% of FP17s for the same patient ID Re-attending within 3 months - Adults	173	1,343	12.9%	16.0%	15.8%	15.5%
% of FP17s for the same patient ID Re-attending between 3 & 9 months - Children	254	509	49.9%	58.2%	60.3%	58.8%
% of FP17s for the same patient ID Re-attending between 3 & 9 months - Adults	637	1,343	47.4%	51.6%	53.5%	51.1%
% of FP17s for Band 1 Urgent Courses	92	853	10.8%	10.1%	9.1%	9.0%
% of FP17s Relating to Free Repair or Replacements	7	853	0.8%	0.8%	1.0%	0.8%
% of FP17s Relating to Continuations	1	853	0.1%	0.9%	1.0%	0.9%
% of Patients satisfied with the dentistry they have received	1	1	N/A	94.9%	93.6%	93.3%
% of Patients satisfied with the time they had to wait for an appointment	1	1	N/A	89.4%	89.8%	88.9%

* This is based on patients treated on this contract for their most recent course of treatment. Figures in italics indicate the base number of FP17s or Patient Questionnaire responses are less than 100. N/A is shown where the base number of responses is less than 10 during the period. % is calculated as Quantity/Base number*100

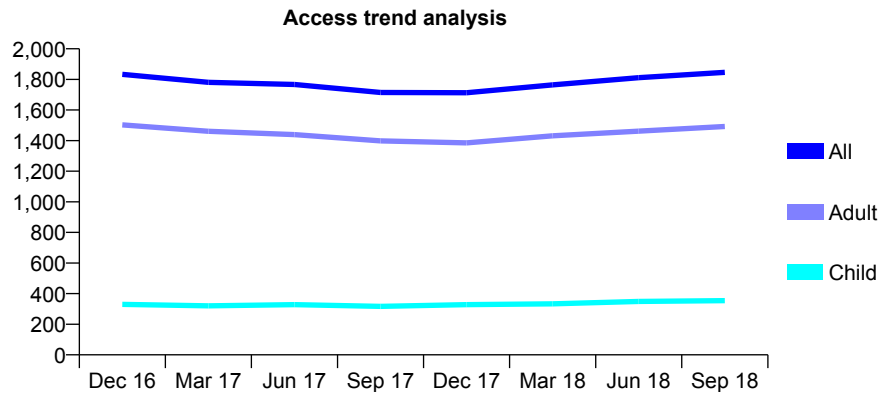
Q46 - Vital Signs At a Glance Contract Report for 867128/0001 - September 2018

Name or company name	MRS A PATIL
Contract type name	GDS Contract
Purpose of contract	General
Contract start date	01/10/2013
Contract end date	

18/19 Contracted general activity (UDA)	6,207
Carry forward general activity (UDA)	0
18/19 Contracted orthodontic activity (UOA)	0
Carry forward orthodontic activity (UOA)	0
Baseline contract value	£198,254.04

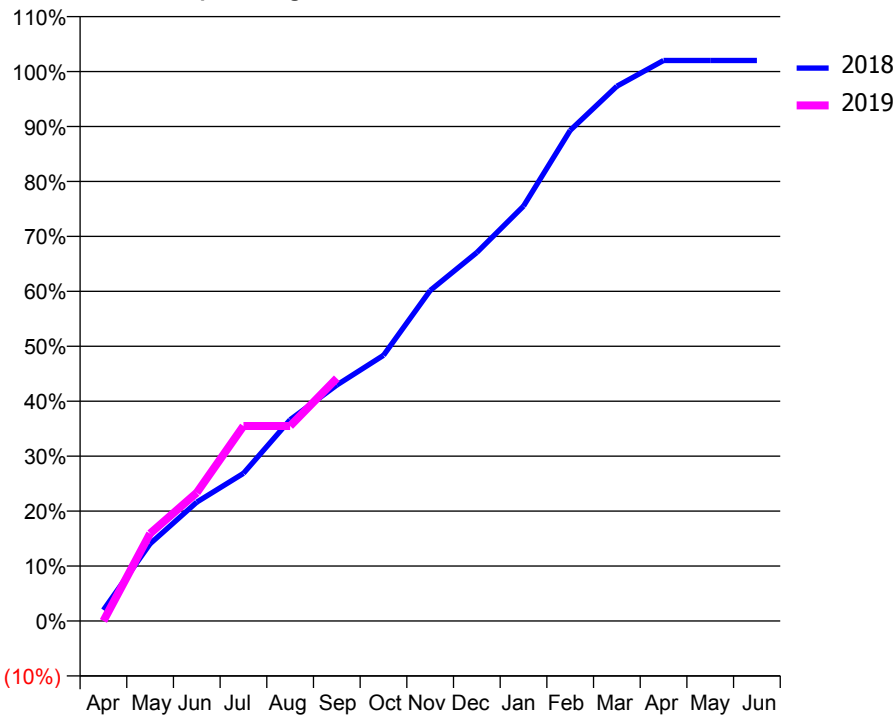
ACCESS*

Patients seen in 24 months	Total	Change since previous quarter
Quarter ending September 2017	1,715	
Quarter ending December 2017	1,713	→
Quarter ending March 2018	1,764	↑
Quarter ending June 2018	1,811	↑
Quarter ending September 2018	1,846	→
Variance since September 2017	7.6%	↑



ACTIVITY

Cumulative percentage of contracted UDA delivered 2018 & 2019



Month	Adjusted Scheduled Activity (UDA)	
	2018	2019
April	124	0
May	872	989
June	1,343	1,450
July	1,668	2,202
August	2,274	2,202
September	2,666	2,742
October	3,001	
November	3,733	
December	4,163	
January	4,686	
February	5,543	
March	6,040	
April	6,332	
May	6,332	
June	6,332	

QUALITY

	Quantity	Base Number	Contract	AT	Region	England
% of FP17s for the same patient ID Re-attending within 3 months - Children	18	294	6.1%	12.0%	12.2%	11.6%
% of FP17s for the same patient ID Re-attending within 3 months - Adults	122	1,143	10.7%	16.0%	15.8%	15.5%
% of FP17s for the same patient ID Re-attending between 3 & 9 months - Children	186	294	63.3%	58.2%	60.3%	58.8%
% of FP17s for the same patient ID Re-attending between 3 & 9 months - Adults	698	1,143	61.1%	51.6%	53.5%	51.1%
% of FP17s for Band 1 Urgent Courses	79	1,288	6.1%	10.1%	9.1%	9.0%
% of FP17s Relating to Free Repair or Replacements	17	1,288	1.3%	0.8%	1.0%	0.8%
% of FP17s Relating to Continuations	4	1,288	0.3%	0.9%	1.0%	0.9%
% of Patients satisfied with the dentistry they have received	1	1	N/A	94.9%	93.6%	93.3%
% of Patients satisfied with the time they had to wait for an appointment	1	1	N/A	89.4%	89.8%	88.9%

* This is based on patients treated on this contract for their most recent course of treatment. Figures in italics indicate the base number of FP17s or Patient Questionnaire responses are less than 100. N/A is shown where the base number of responses is less than 10 during the period. % is calculated as Quantity/Base number*100

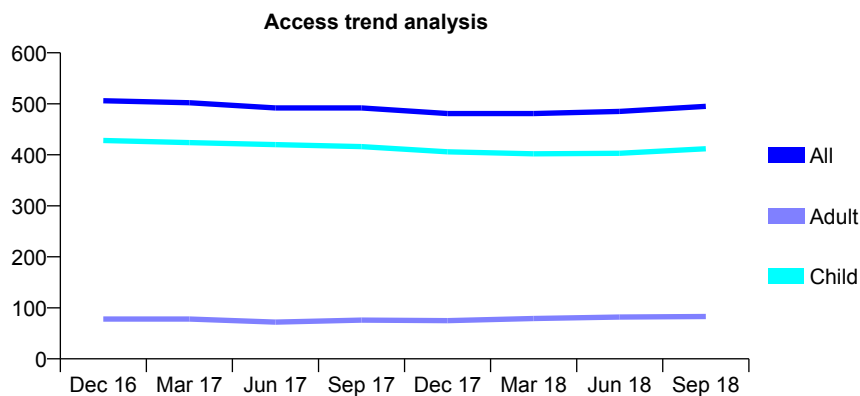
Q46 - Vital Signs At a Glance Contract Report for 869651/0001 - September 2018

Name or company name	Dr N Shah
Contract type name	GDS Contract
Purpose of contract	General
Contract start date	01/04/2006
Contract end date	

18/19 Contracted general activity (UDA)	1,147
Carry forward general activity (UDA)	0
18/19 Contracted orthodontic activity (UOA)	0
Carry forward orthodontic activity (UOA)	0
Baseline contract value	£24,878.35

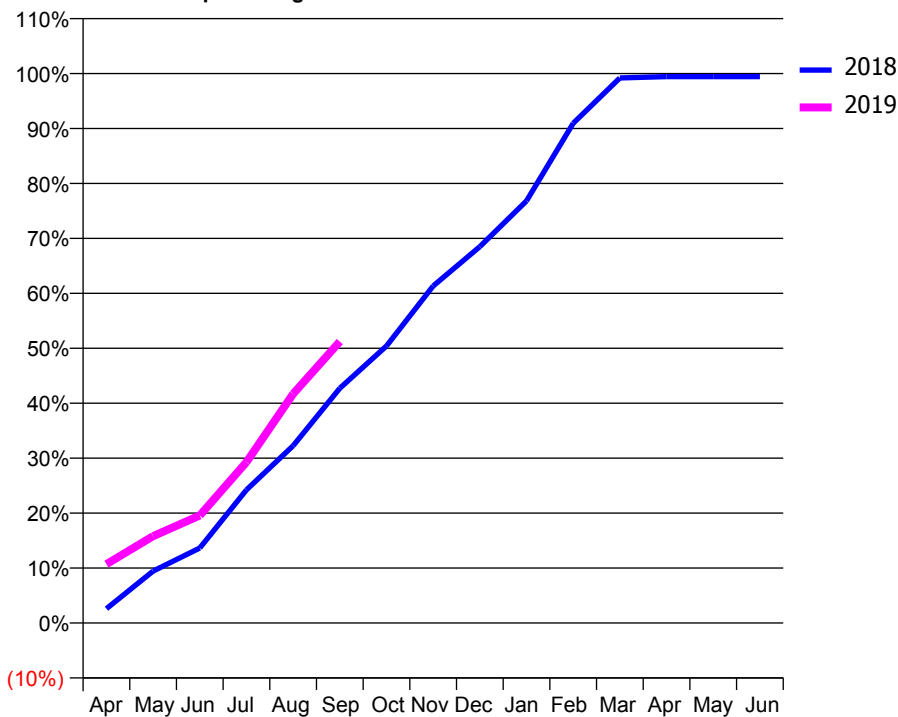
ACCESS*

Patients seen in 24 months	Total	Change since previous quarter
Quarter ending September 2017	492	
Quarter ending December 2017	481	↓
Quarter ending March 2018	481	→
Quarter ending June 2018	485	→
Quarter ending September 2018	495	↑
Variance since September 2017	0.6%	→



ACTIVITY

Cumulative percentage of contracted UDA delivered 2018 & 2019



Adjusted Scheduled Activity (UDA)

Month	2018	2019
April	30	123
May	108	181
June	157	224
July	278	336
August	370	478
September	490	587
October	578	
November	703	
December	786	
January	881	
February	1,043	
March	1,138	
April	1,141	
May	1,141	
June	1,141	

QUALITY

	Quantity	Base Number	Contract	AT	Region	England
% of FP17s for the same patient ID Re-attending within 3 months - Children	28	385	7.3%	12.0%	12.2%	11.6%
% of FP17s for the same patient ID Re-attending within 3 months - Adults	4	29	13.8%	16.0%	15.8%	15.5%
% of FP17s for the same patient ID Re-attending between 3 & 9 months - Children	247	385	64.2%	58.2%	60.3%	58.8%
% of FP17s for the same patient ID Re-attending between 3 & 9 months - Adults	20	29	69.0%	51.6%	53.5%	51.1%
% of FP17s for Band 1 Urgent Courses	7	400	1.8%	10.1%	9.1%	9.0%
% of FP17s Relating to Free Repair or Replacements	0	400	0.0%	0.8%	1.0%	0.8%
% of FP17s Relating to Continuations	0	400	0.0%	0.9%	1.0%	0.9%
% of Patients satisfied with the dentistry they have received	0	0	N/A	94.9%	93.6%	93.3%
% of Patients satisfied with the time they had to wait for an appointment	0	0	N/A	89.4%	89.8%	88.9%

* This is based on patients treated on this contract for their most recent course of treatment. Figures in italics indicate the base number of FP17s or Patient Questionnaire responses are less than 100. N/A is shown where the base number of responses is less than 10 during the period. % is calculated as Quantity/Base number*100

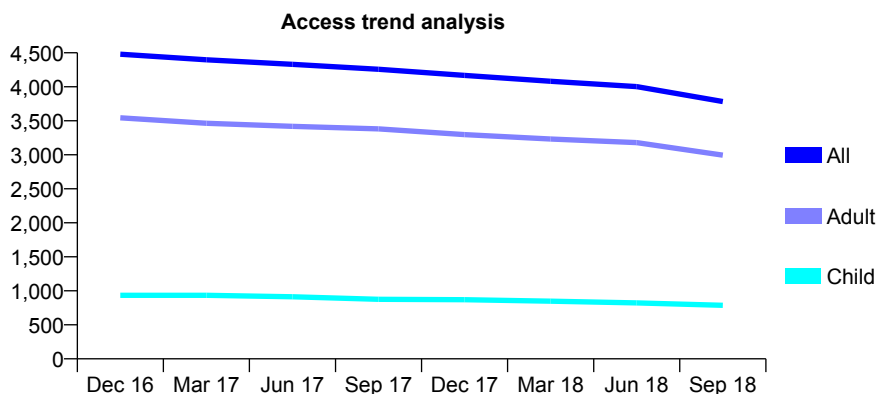
Q46 - Vital Signs At a Glance Contract Report for 869813/0001 - September 2018

Name or company name	MR MOHAMMED AL-HIMDANI
Contract type name	GDS Contract
Purpose of contract	General
Contract start date	01/04/2006
Contract end date	

18/19 Contracted general activity (UDA)	9,049
Carry forward general activity (UDA)	0
18/19 Contracted orthodontic activity (UOA)	0
Carry forward orthodontic activity (UOA)	0
Baseline contract value	£226,556.96

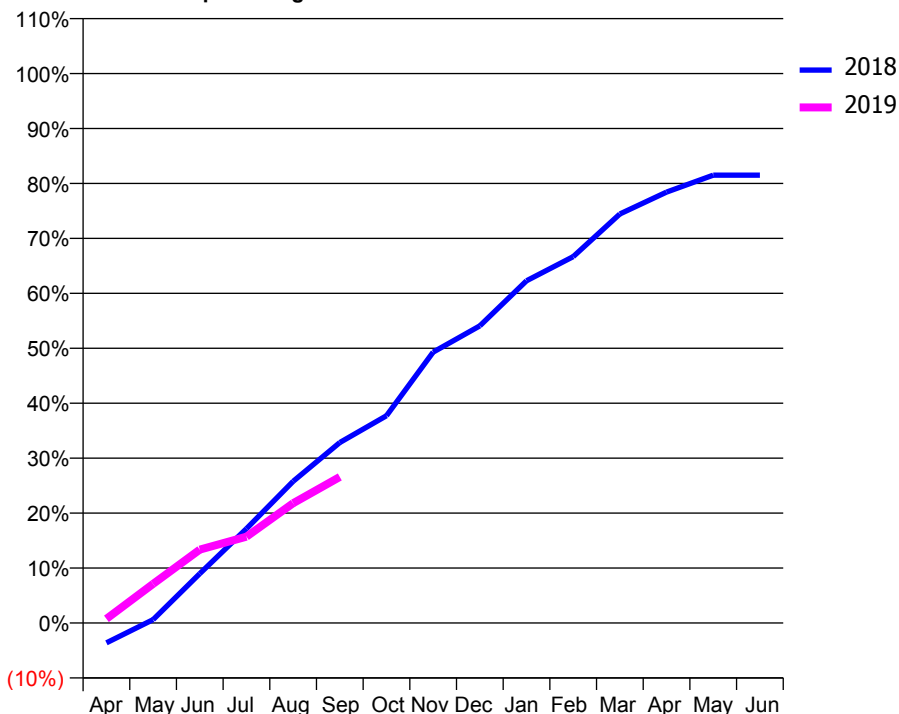
ACCESS*

Patients seen in 24 months	Total	Change since previous quarter
Quarter ending September 2017	4,257	
Quarter ending December 2017	4,168	↓
Quarter ending March 2018	4,081	↓
Quarter ending June 2018	4,003	↓
Quarter ending September 2018	3,784	↓
Variance since September 2017	(11.1%)	↓



ACTIVITY

Cumulative percentage of contracted UDA delivered 2018 & 2019



Adjusted Scheduled Activity (UDA)

Month	2018	2019
April	-326	70
May	56	644
June	809	1,209
July	1,545	1,422
August	2,321	1,974
September	2,956	2,405
October	3,395	
November	4,437	
December	4,869	
January	5,607	
February	6,002	
March	6,700	
April	7,060	
May	7,336	
June	7,336	

QUALITY

	Quantity	Base Number	Contract	AT	Region	England
% of FP17s for the same patient ID Re-attending within 3 months - Children	8	375	2.1%	12.0%	12.2%	11.6%
% of FP17s for the same patient ID Re-attending within 3 months - Adults	156	1,299	12.0%	16.0%	15.8%	15.5%
% of FP17s for the same patient ID Re-attending between 3 & 9 months - Children	197	375	52.5%	58.2%	60.3%	58.8%
% of FP17s for the same patient ID Re-attending between 3 & 9 months - Adults	495	1,299	38.1%	51.6%	53.5%	51.1%
% of FP17s for Band 1 Urgent Courses	205	1,377	14.9%	10.1%	9.1%	9.0%
% of FP17s Relating to Free Repair or Replacements	9	1,377	0.7%	0.8%	1.0%	0.8%
% of FP17s Relating to Continuations	4	1,377	0.3%	0.9%	1.0%	0.9%
% of Patients satisfied with the dentistry they have received	0	0	N/A	94.9%	93.6%	93.3%
% of Patients satisfied with the time they had to wait for an appointment	0	0	N/A	89.4%	89.8%	88.9%

* This is based on patients treated on this contract for their most recent course of treatment. Figures in italics indicate the base number of FP17s or Patient Questionnaire responses are less than 100. N/A is shown where the base number of responses is less than 10 during the period. % is calculated as Quantity/Base number*100

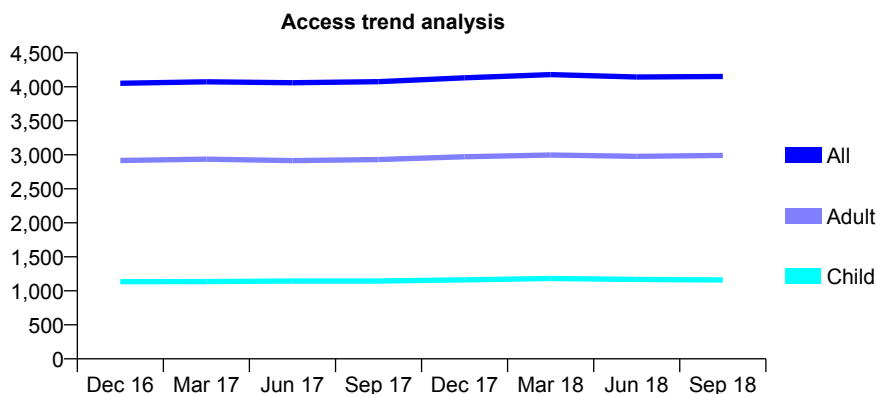
Q46 - Vital Signs At a Glance Contract Report for 886483/0001 - September 2018

Name or company name	MR S HAFIZ
Contract type name	GDS Contract
Purpose of contract	General
Contract start date	01/04/2012
Contract end date	

18/19 Contracted general activity (UDA)	11,970
Carry forward general activity (UDA)	0
18/19 Contracted orthodontic activity (UOA)	0
Carry forward orthodontic activity (UOA)	0
Baseline contract value	£397,719.89

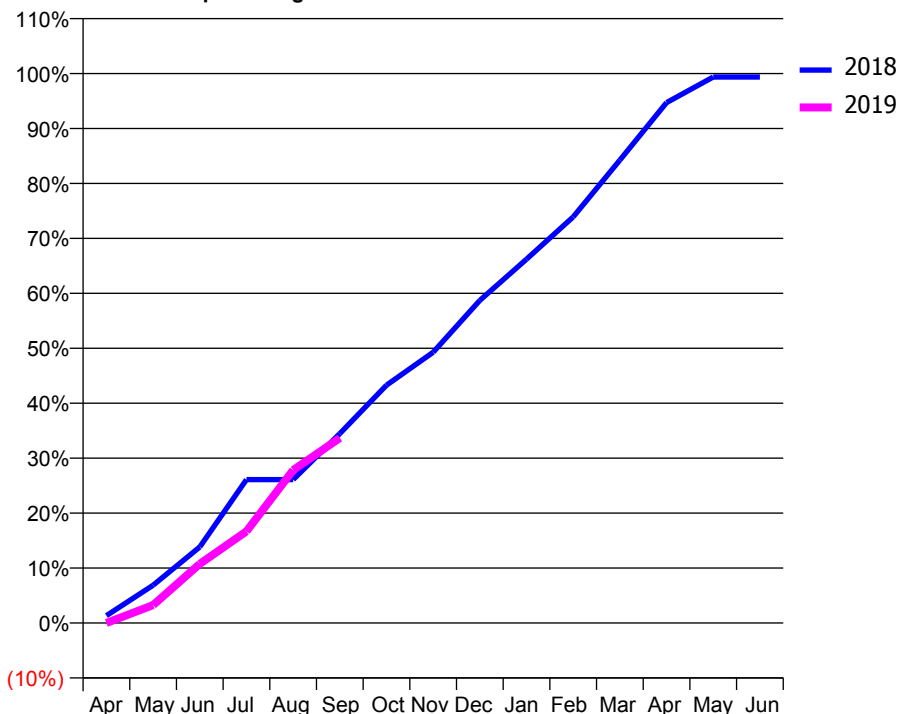
ACCESS*

Patients seen in 24 months	Total	Change since previous quarter
Quarter ending September 2017	4,075	
Quarter ending December 2017	4,133	→
Quarter ending March 2018	4,179	→
Quarter ending June 2018	4,144	→
Quarter ending September 2018	4,151	→
Variance since September 2017	1.9%	→



ACTIVITY

Cumulative percentage of contracted UDA delivered 2018 & 2019



Month	Adjusted Scheduled Activity (UDA)	
	2018	2019
April	162	0
May	824	391
June	1,657	1,289
July	3,125	1,996
August	3,125	3,330
September	4,127	4,030
October	5,181	
November	5,898	
December	7,029	
January	7,924	
February	8,845	
March	10,085	
April	11,337	
May	11,894	
June	11,894	

QUALITY

	Quantity	Base Number	Contract	AT	Region	England
% of FP17s for the same patient ID Re-attending within 3 months - Children	56	775	7.2%	12.0%	12.2%	11.6%
% of FP17s for the same patient ID Re-attending within 3 months - Adults	130	1,686	7.7%	16.0%	15.8%	15.5%
% of FP17s for the same patient ID Re-attending between 3 & 9 months - Children	363	775	46.8%	58.2%	60.3%	58.8%
% of FP17s for the same patient ID Re-attending between 3 & 9 months - Adults	843	1,686	50.0%	51.6%	53.5%	51.1%
% of FP17s for Band 1 Urgent Courses	110	1,838	6.0%	10.1%	9.1%	9.0%
% of FP17s Relating to Free Repair or Replacements	1	1,838	0.1%	0.8%	1.0%	0.8%
% of FP17s Relating to Continuations	12	1,838	0.7%	0.9%	1.0%	0.9%
% of Patients satisfied with the dentistry they have received	4	4	N/A	94.9%	93.6%	93.3%
% of Patients satisfied with the time they had to wait for an appointment	4	4	N/A	89.4%	89.8%	88.9%

* This is based on patients treated on this contract for their most recent course of treatment. Figures in italics indicate the base number of FP17s or Patient Questionnaire responses are less than 100. N/A is shown where the base number of responses is less than 10 during the period. % is calculated as Quantity/Base number*100

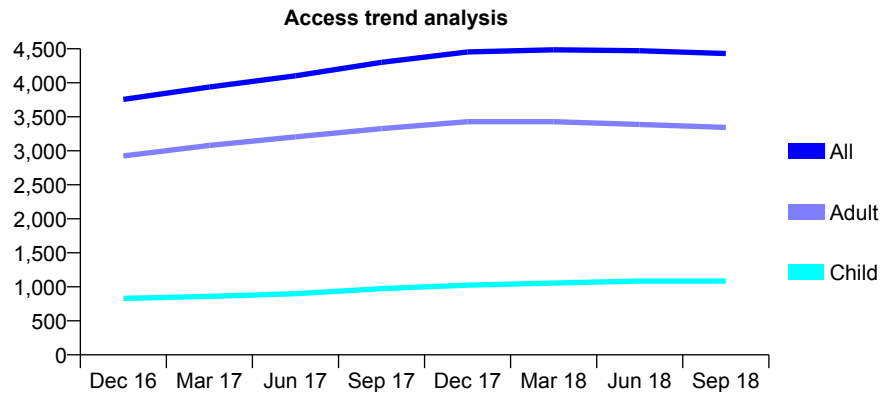
Q46 - Vital Signs At a Glance Contract Report for 897515/0001 - September 2018

Name or company name	MR SW LAI
Contract type name	GDS Contract
Purpose of contract	General
Contract start date	01/12/2015
Contract end date	

18/19 Contracted general activity (UDA)	13,768
Carry forward general activity (UDA)	0
18/19 Contracted orthodontic activity (UOA)	0
Carry forward orthodontic activity (UOA)	0
Baseline contract value	£345,139.27

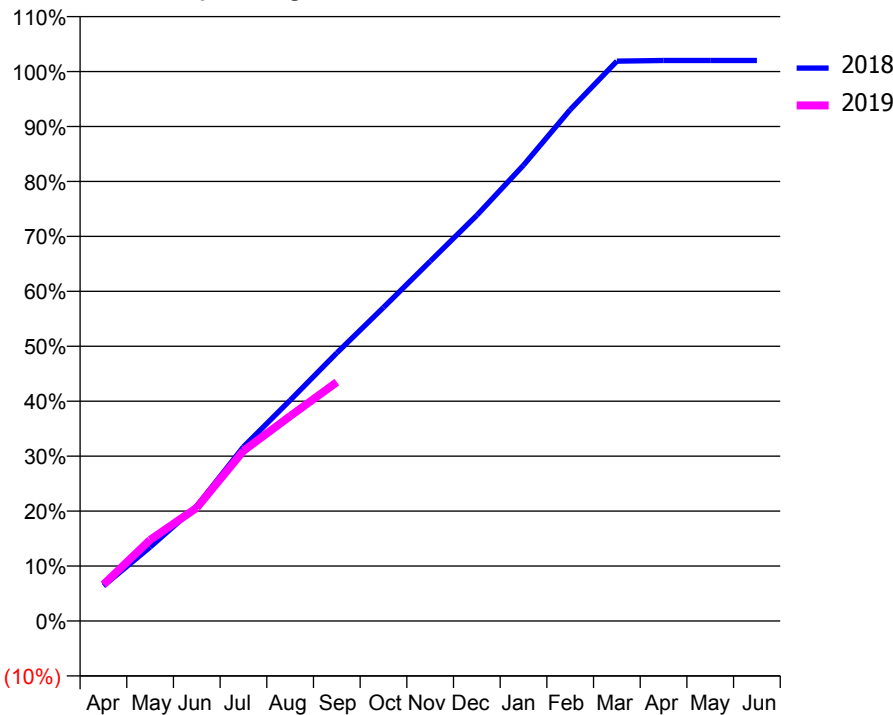
ACCESS*

Patients seen in 24 months	Total	Change since previous quarter
Quarter ending September 2017	4,300	
Quarter ending December 2017	4,454	↑
Quarter ending March 2018	4,485	→
Quarter ending June 2018	4,472	→
Quarter ending September 2018	4,430	→
Variance since September 2017	3.0%	↑



ACTIVITY

Cumulative percentage of contracted UDA delivered 2018 & 2019



Month	Adjusted Scheduled Activity (UDA)	
	2018	2019
April	879	915
May	1,853	2,034
June	2,880	2,838
July	4,366	4,263
August	5,530	5,134
September	6,718	5,984
October	7,855	
November	9,014	
December	10,165	
January	11,420	
February	12,811	
March	14,028	
April	14,043	
May	14,043	
June	14,043	

QUALITY

	Quantity	Base Number	Contract	AT	Region	England
% of FP17s for the same patient ID Re-attending within 3 months - Children	52	892	5.8%	12.0%	12.2%	11.6%
% of FP17s for the same patient ID Re-attending within 3 months - Adults	268	2,562	10.5%	16.0%	15.8%	15.5%
% of FP17s for the same patient ID Re-attending between 3 & 9 months - Children	621	892	69.6%	58.2%	60.3%	58.8%
% of FP17s for the same patient ID Re-attending between 3 & 9 months - Adults	1,766	2,562	68.9%	51.6%	53.5%	51.1%
% of FP17s for Band 1 Urgent Courses	110	3,443	3.2%	10.1%	9.1%	9.0%
% of FP17s Relating to Free Repair or Replacements	35	3,443	1.0%	0.8%	1.0%	0.8%
% of FP17s Relating to Continuations	22	3,443	0.6%	0.9%	1.0%	0.9%
% of Patients satisfied with the dentistry they have received	2	2	N/A	94.9%	93.6%	93.3%
% of Patients satisfied with the time they had to wait for an appointment	2	2	N/A	89.4%	89.8%	88.9%

* This is based on patients treated on this contract for their most recent course of treatment. Figures in italics indicate the base number of FP17s or Patient Questionnaire responses are less than 100. N/A is shown where the base number of responses is less than 10 during the period. % is calculated as Quantity/Base number*100

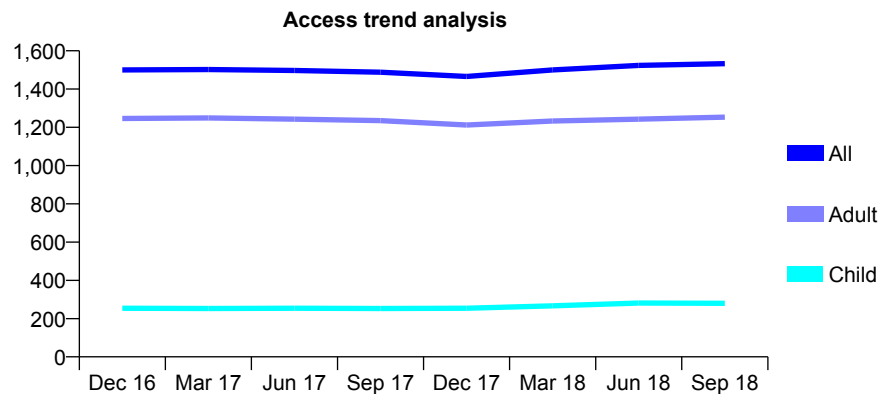
Q46 - Vital Signs At a Glance Contract Report for 898457/0002 - September 2018

Name or company name	MR ND MCLEAN
Contract type name	GDS Contract
Purpose of contract	General
Contract start date	01/04/2006
Contract end date	

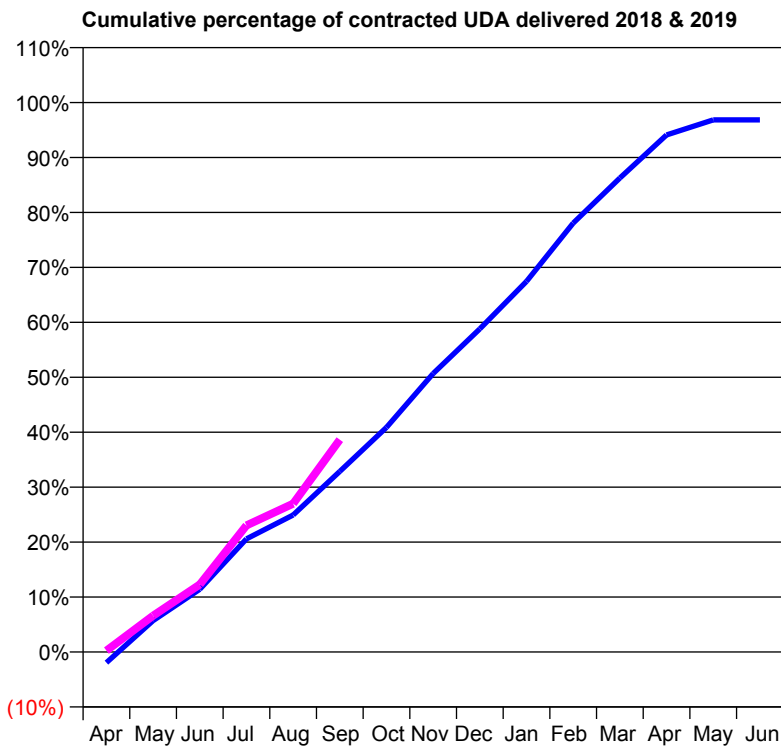
18/19 Contracted general activity (UDA)	5,215
Carry forward general activity (UDA)	0
18/19 Contracted orthodontic activity (UOA)	0
Carry forward orthodontic activity (UOA)	0
Baseline contract value	£128,945.83

ACCESS*

Patients seen in 24 months	Total	Change since previous quarter
Quarter ending September 2017	1,488	
Quarter ending December 2017	1,466	↓
Quarter ending March 2018	1,500	↑
Quarter ending June 2018	1,524	→
Quarter ending September 2018	1,533	→
Variance since September 2017	3.0%	↑



ACTIVITY



Month	2018	2019
April	-102	13
May	298	344
June	595	640
July	1,074	1,202
August	1,300	1,408
September	1,714	2,015
October	2,132	
November	2,644	
December	3,067	
January	3,517	
February	4,071	
March	4,499	
April	4,907	
May	5,050	
June	5,050	

QUALITY

	Quantity	Base Number	Contract	AT	Region	England
% of FP17s for the same patient ID Re-attending within 3 months - Children	15	234	6.4%	12.0%	12.2%	11.6%
% of FP17s for the same patient ID Re-attending within 3 months - Adults	250	1,160	21.6%	16.0%	15.8%	15.5%
% of FP17s for the same patient ID Re-attending between 3 & 9 months - Children	153	234	65.4%	58.2%	60.3%	58.8%
% of FP17s for the same patient ID Re-attending between 3 & 9 months - Adults	697	1,160	60.1%	51.6%	53.5%	51.1%
% of FP17s for Band 1 Urgent Courses	172	1,098	15.7%	10.1%	9.1%	9.0%
% of FP17s Relating to Free Repair or Replacements	57	1,098	5.2%	0.8%	1.0%	0.8%
% of FP17s Relating to Continuations	17	1,098	1.5%	0.9%	1.0%	0.9%
% of Patients satisfied with the dentistry they have received	4	4	N/A	94.9%	93.6%	93.3%
% of Patients satisfied with the time they had to wait for an appointment	4	4	N/A	89.4%	89.8%	88.9%

* This is based on patients treated on this contract for their most recent course of treatment. Figures in italics indicate the base number of FP17s or Patient Questionnaire responses are less than 100. N/A is shown where the base number of responses is less than 10 during the period. % is calculated as Quantity/Base number*100

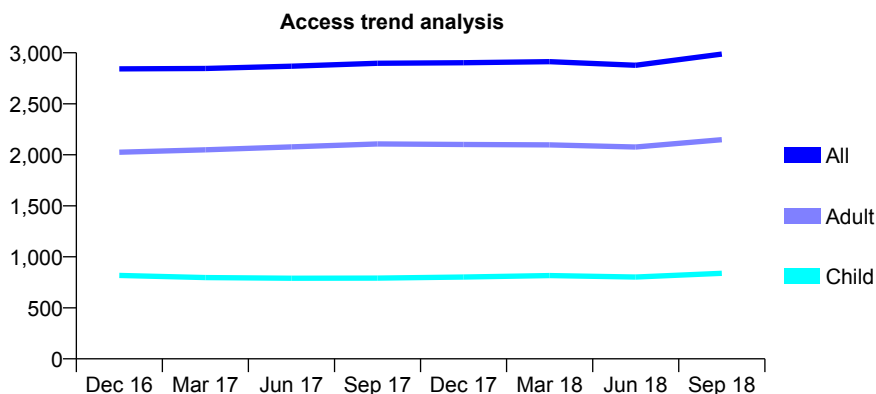
Q46 - Vital Signs At a Glance Contract Report for 907359/0001 - September 2018

Name or company name	MR MP GEORGESON
Contract type name	GDS Contract
Purpose of contract	General and Orthodontic
Contract start date	01/04/2006
Contract end date	

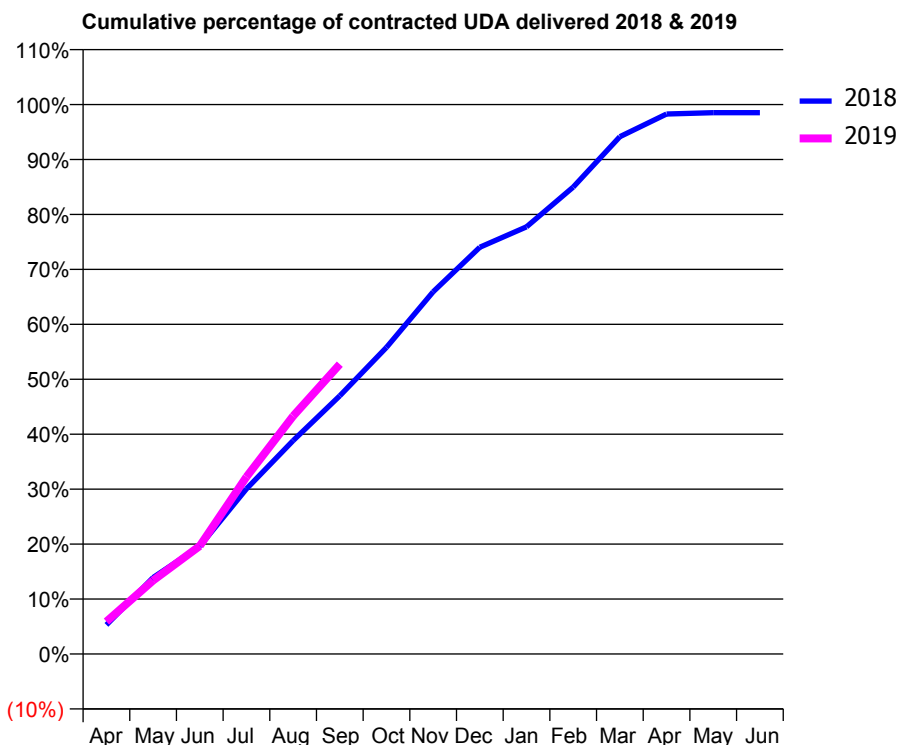
18/19 Contracted general activity (UDA)	8,950
Carry forward general activity (UDA)	0
18/19 Contracted orthodontic activity (UOA)	1,361
Carry forward orthodontic activity (UOA)	0
Baseline contract value	£297,817.57

ACCESS*

Patients seen in 24 months	Total	Change since previous quarter
Quarter ending September 2017	2,897	
Quarter ending December 2017	2,903	→
Quarter ending March 2018	2,913	→
Quarter ending June 2018	2,878	↓
Quarter ending September 2018	2,987	↑
Variance since September 2017	3.1%	↑



ACTIVITY



Adjusted Scheduled Activity (UDA)		
Month	2018	2019
April	475	529
May	1,245	1,198
June	1,756	1,761
July	2,690	2,886
August	3,476	3,876
September	4,206	4,721
October	4,993	
November	5,900	
December	6,626	
January	6,958	
February	7,606	
March	8,426	
April	8,796	
May	8,816	
June	8,817	

QUALITY

	Quantity	Base Number	Contract	AT	Region	England
% of FP17s for the same patient ID Re-attending within 3 months - Children	121	821	14.7%	12.0%	12.2%	11.6%
% of FP17s for the same patient ID Re-attending within 3 months - Adults	195	1,611	12.1%	16.0%	15.8%	15.5%
% of FP17s for the same patient ID Re-attending between 3 & 9 months - Children	410	821	49.9%	58.2%	60.3%	58.8%
% of FP17s for the same patient ID Re-attending between 3 & 9 months - Adults	869	1,611	53.9%	51.6%	53.5%	51.1%
% of FP17s for Band 1 Urgent Courses	125	2,206	5.7%	10.1%	9.1%	9.0%
% of FP17s Relating to Free Repair or Replacements	15	2,206	0.7%	0.8%	1.0%	0.8%
% of FP17s Relating to Continuations	4	2,206	0.2%	0.9%	1.0%	0.9%
% of Patients satisfied with the dentistry they have received	0	0	N/A	94.9%	93.6%	93.3%
% of Patients satisfied with the time they had to wait for an appointment	0	0	N/A	89.4%	89.8%	88.9%

* This is based on patients treated on this contract for their most recent course of treatment. Figures in italics indicate the base number of FP17s or Patient Questionnaire responses are less than 100. N/A is shown where the base number of responses is less than 10 during the period. % is calculated as Quantity/Base number*100

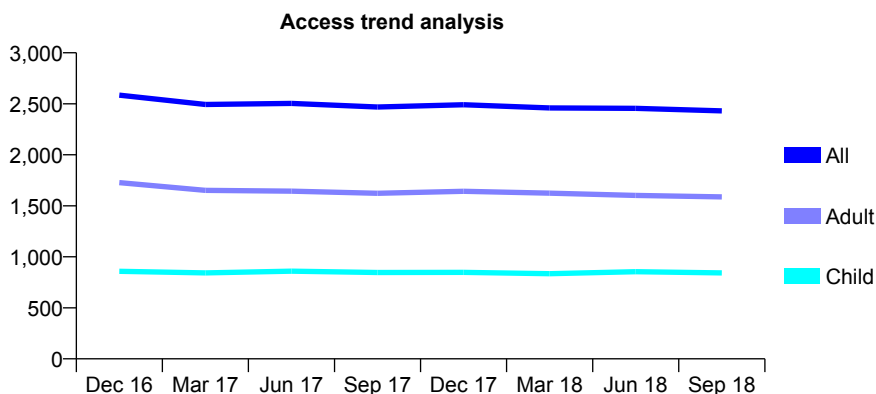
Q46 - Vital Signs At a Glance Contract Report for 908673/0001 - September 2018

Name or company name	DR PV MCCRORY
Contract type name	GDS Contract
Purpose of contract	General
Contract start date	01/04/2006
Contract end date	

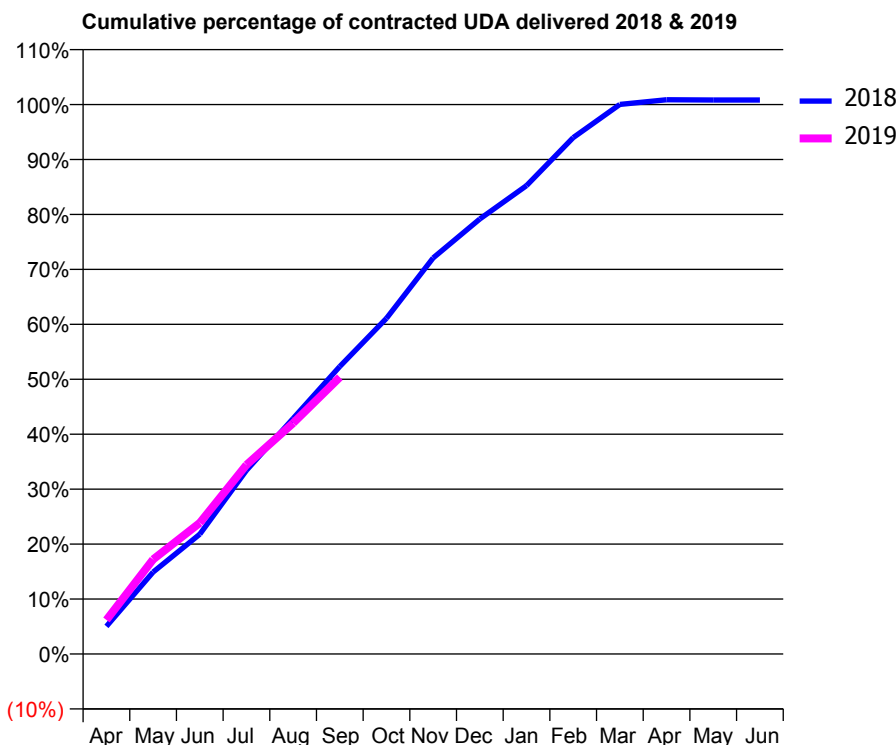
18/19 Contracted general activity (UDA)	7,000
Carry forward general activity (UDA)	0
18/19 Contracted orthodontic activity (UOA)	0
Carry forward orthodontic activity (UOA)	0
Baseline contract value	£213,964.02

ACCESS*

Patients seen in 24 months	Total	Change since previous quarter
Quarter ending September 2017	2,469	
Quarter ending December 2017	2,491	→
Quarter ending March 2018	2,459	↓
Quarter ending June 2018	2,456	→
Quarter ending September 2018	2,431	↓
Variance since September 2017	(1.5%)	↓



ACTIVITY



Month	Adjusted Scheduled Activity (UDA)	
	2018	2019
April	352	434
May	1,045	1,205
June	1,527	1,671
July	2,340	2,409
August	3,001	2,942
September	3,663	3,525
October	4,277	
November	5,045	
December	5,542	
January	5,966	
February	6,578	
March	7,001	
April	7,060	
May	7,058	
June	7,058	

QUALITY

	Quantity	Base Number	Contract	AT	Region	England
% of FP17s for the same patient ID Re-attending within 3 months - Children	39	674	5.8%	12.0%	12.2%	11.6%
% of FP17s for the same patient ID Re-attending within 3 months - Adults	90	975	9.2%	16.0%	15.8%	15.5%
% of FP17s for the same patient ID Re-attending between 3 & 9 months - Children	412	674	61.1%	58.2%	60.3%	58.8%
% of FP17s for the same patient ID Re-attending between 3 & 9 months - Adults	454	975	46.6%	51.6%	53.5%	51.1%
% of FP17s for Band 1 Urgent Courses	146	1,620	9.0%	10.1%	9.1%	9.0%
% of FP17s Relating to Free Repair or Replacements	4	1,620	0.2%	0.8%	1.0%	0.8%
% of FP17s Relating to Continuations	2	1,620	0.1%	0.9%	1.0%	0.9%
% of Patients satisfied with the dentistry they have received	0	0	N/A	94.9%	93.6%	93.3%
% of Patients satisfied with the time they had to wait for an appointment	0	0	N/A	89.4%	89.8%	88.9%

* This is based on patients treated on this contract for their most recent course of treatment. Figures in italics indicate the base number of FP17s or Patient Questionnaire responses are less than 100. N/A is shown where the base number of responses is less than 10 during the period. % is calculated as Quantity/Base number*100

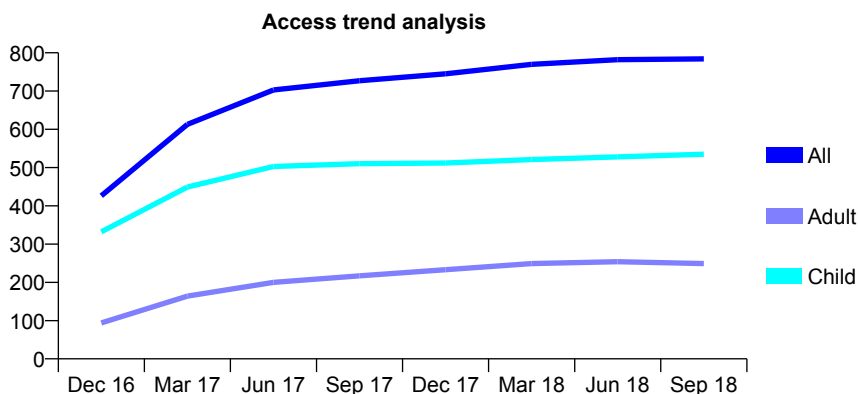
Q46 - Vital Signs At a Glance Contract Report for 909580/0002 - September 2018

Name or company name	P&J Noble Dental Practice
Contract type name	GDS Contract
Purpose of contract	General and Orthodontic
Contract start date	01/04/2007
Contract end date	

18/19 Contracted general activity (UDA)	1,706
Carry forward general activity (UDA)	0
18/19 Contracted orthodontic activity (UOA)	293
Carry forward orthodontic activity (UOA)	0
Baseline contract value	£66,407.32

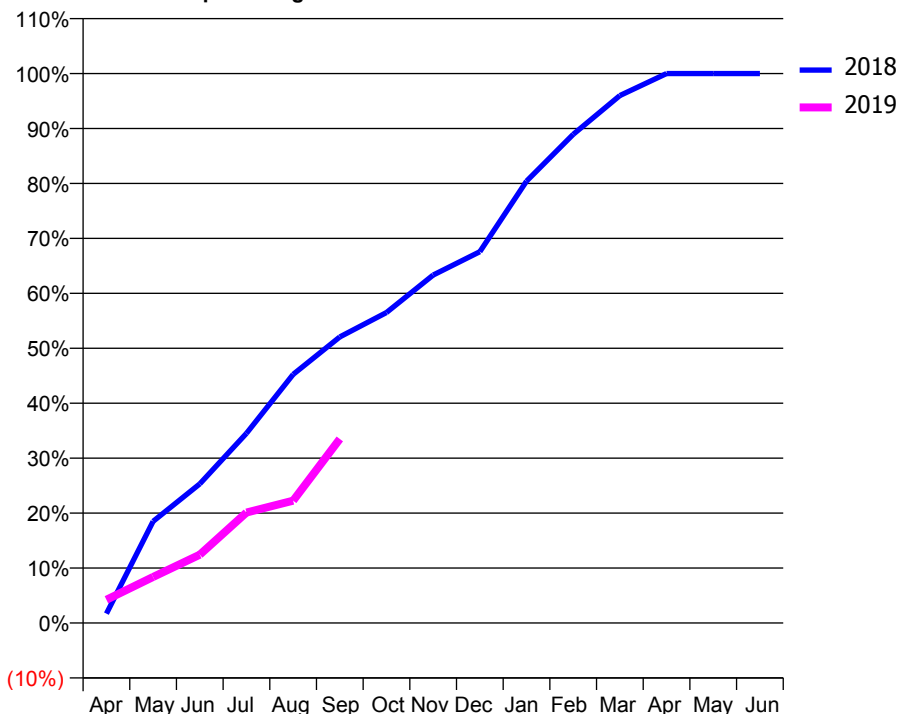
ACCESS*

Patients seen in 24 months	Total	Change since previous quarter
Quarter ending September 2017	727	
Quarter ending December 2017	745	↑
Quarter ending March 2018	770	↑
Quarter ending June 2018	782	→
Quarter ending September 2018	784	→
Variance since September 2017	7.8%	↑



ACTIVITY

Cumulative percentage of contracted UDA delivered 2018 & 2019



Adjusted Scheduled Activity (UDA)

Month	2018	2019
April	29	72
May	316	143
June	432	212
July	589	343
August	772	380
September	888	571
October	964	
November	1,080	
December	1,153	
January	1,372	
February	1,517	
March	1,637	
April	1,706	
May	1,706	
June	1,706	

QUALITY

	Quantity	Base Number	Contract	AT	Region	England
% of FP17s for the same patient ID Re-attending within 3 months - Children	20	405	4.9%	12.0%	12.2%	11.6%
% of FP17s for the same patient ID Re-attending within 3 months - Adults	6	103	5.8%	16.0%	15.8%	15.5%
% of FP17s for the same patient ID Re-attending between 3 & 9 months - Children	308	405	76.0%	58.2%	60.3%	58.8%
% of FP17s for the same patient ID Re-attending between 3 & 9 months - Adults	66	103	64.1%	51.6%	53.5%	51.1%
% of FP17s for Band 1 Urgent Courses	12	448	2.7%	10.1%	9.1%	9.0%
% of FP17s Relating to Free Repair or Replacements	0	448	0.0%	0.8%	1.0%	0.8%
% of FP17s Relating to Continuations	0	448	0.0%	0.9%	1.0%	0.9%
% of Patients satisfied with the dentistry they have received	0	0	N/A	94.9%	93.6%	93.3%
% of Patients satisfied with the time they had to wait for an appointment	0	0	N/A	89.4%	89.8%	88.9%

* This is based on patients treated on this contract for their most recent course of treatment. Figures in italics indicate the base number of FP17s or Patient Questionnaire responses are less than 100. N/A is shown where the base number of responses is less than 10 during the period. % is calculated as Quantity/Base number*100

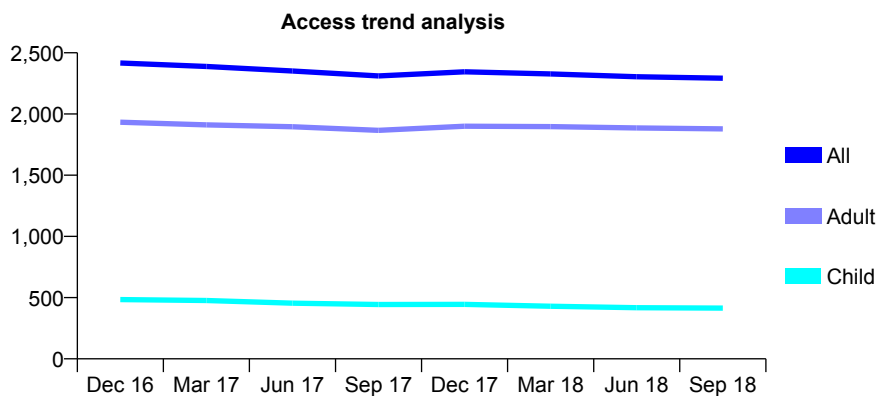
Q46 - Vital Signs At a Glance Contract Report for 910104/0002 - September 2018

Name or company name	MR DJ GRIFFITHS
Contract type name	GDS Contract
Purpose of contract	General
Contract start date	02/01/2007
Contract end date	

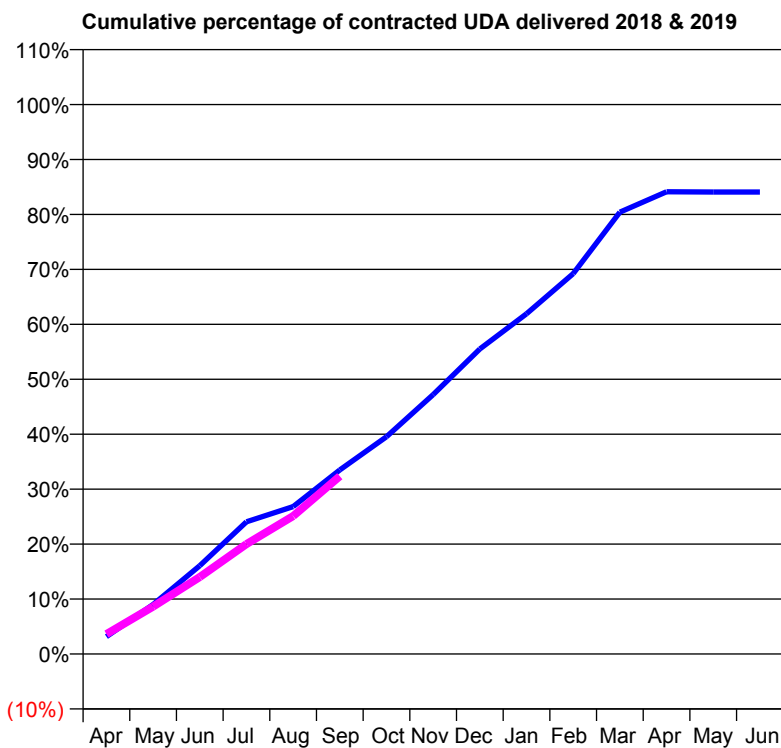
18/19 Contracted general activity (UDA)	8,178
Carry forward general activity (UDA)	0
18/19 Contracted orthodontic activity (UOA)	0
Carry forward orthodontic activity (UOA)	0
Baseline contract value	£178,886.03

ACCESS*

Patients seen in 24 months	Total	Change since previous quarter
Quarter ending September 2017	2,311	
Quarter ending December 2017	2,345	→
Quarter ending March 2018	2,327	→
Quarter ending June 2018	2,304	→
Quarter ending September 2018	2,293	→
Variance since September 2017	(0.8%)	→



ACTIVITY



Month	Adjusted Scheduled Activity (UDA)	
	2018	2019
April	258	297
May	737	706
June	1,314	1,147
July	1,968	1,636
August	2,194	2,054
September	2,741	2,646
October	3,233	
November	3,862	
December	4,539	
January	5,064	
February	5,661	
March	6,576	
April	6,879	
May	6,876	
June	6,876	

QUALITY

	Quantity	Base Number	Contract	AT	Region	England
% of FP17s for the same patient ID Re-attending within 3 months - Children	29	305	9.5%	12.0%	12.2%	11.6%
% of FP17s for the same patient ID Re-attending within 3 months - Adults	170	1,167	14.6%	16.0%	15.8%	15.5%
% of FP17s for the same patient ID Re-attending between 3 & 9 months - Children	204	305	66.9%	58.2%	60.3%	58.8%
% of FP17s for the same patient ID Re-attending between 3 & 9 months - Adults	666	1,167	57.1%	51.6%	53.5%	51.1%
% of FP17s for Band 1 Urgent Courses	67	1,337	5.0%	10.1%	9.1%	9.0%
% of FP17s Relating to Free Repair or Replacements	37	1,337	2.8%	0.8%	1.0%	0.8%
% of FP17s Relating to Continuations	3	1,337	0.2%	0.9%	1.0%	0.9%
% of Patients satisfied with the dentistry they have received	0	0	N/A	94.9%	93.6%	93.3%
% of Patients satisfied with the time they had to wait for an appointment	0	0	N/A	89.4%	89.8%	88.9%

* This is based on patients treated on this contract for their most recent course of treatment. Figures in italics indicate the base number of FP17s or Patient Questionnaire responses are less than 100. N/A is shown where the base number of responses is less than 10 during the period. % is calculated as Quantity/Base number*100

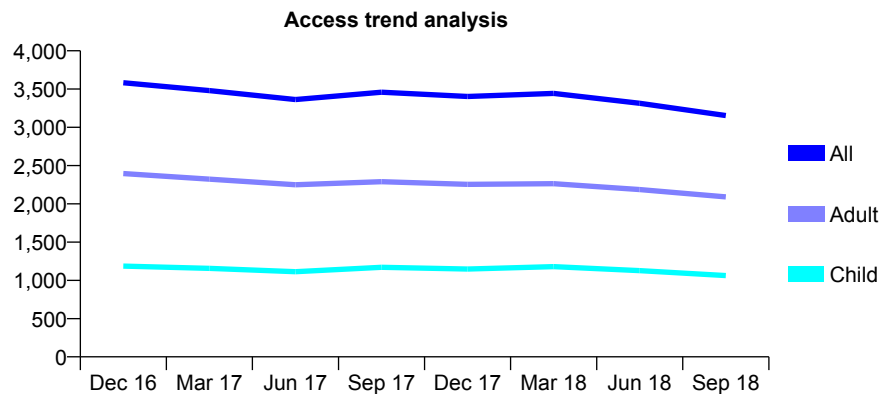
Q46 - Vital Signs At a Glance Contract Report for 910864/0001 - September 2018

Name or company name	MR D END
Contract type name	GDS Contract
Purpose of contract	General and Orthodontic
Contract start date	01/04/2006
Contract end date	

18/19 Contracted general activity (UDA)	9,584
Carry forward general activity (UDA)	0
18/19 Contracted orthodontic activity (UOA)	400
Carry forward orthodontic activity (UOA)	0
Baseline contract value	£330,734.26

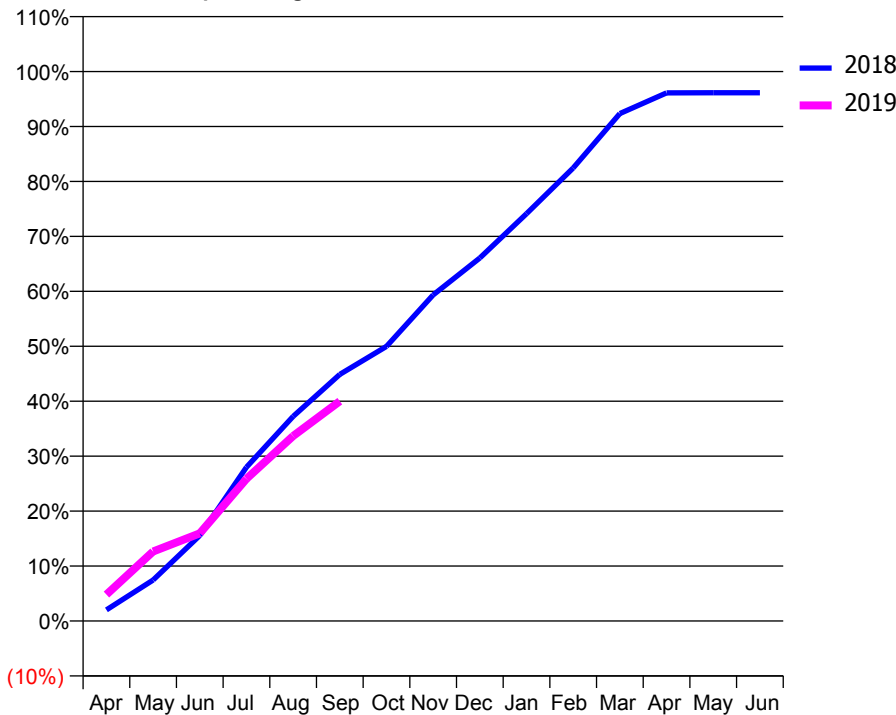
ACCESS*

Patients seen in 24 months	Total	Change since previous quarter
Quarter ending September 2017	3,459	
Quarter ending December 2017	3,403	↓
Quarter ending March 2018	3,443	→
Quarter ending June 2018	3,314	↓
Quarter ending September 2018	3,154	↓
Variance since September 2017	(8.8%)	↓



ACTIVITY

Cumulative percentage of contracted UDA delivered 2018 & 2019



Month	Adjusted Scheduled Activity (UDA)	
	2018	2019
April	195	462
May	715	1,214
June	1,492	1,529
July	2,682	2,480
August	3,569	3,227
September	4,302	3,834
October	4,789	
November	5,687	
December	6,332	
January	7,104	
February	7,902	
March	8,850	
April	9,212	
May	9,214	
June	9,214	

QUALITY

	Quantity	Base Number	Contract	AT	Region	England
% of FP17s for the same patient ID Re-attending within 3 months - Children	48	520	9.2%	12.0%	12.2%	11.6%
% of FP17s for the same patient ID Re-attending within 3 months - Adults	140	954	14.7%	16.0%	15.8%	15.5%
% of FP17s for the same patient ID Re-attending between 3 & 9 months - Children	158	520	30.4%	58.2%	60.3%	58.8%
% of FP17s for the same patient ID Re-attending between 3 & 9 months - Adults	323	954	33.9%	51.6%	53.5%	51.1%
% of FP17s for Band 1 Urgent Courses	17	1,328	1.3%	10.1%	9.1%	9.0%
% of FP17s Relating to Free Repair or Replacements	2	1,328	0.2%	0.8%	1.0%	0.8%
% of FP17s Relating to Continuations	12	1,328	0.9%	0.9%	1.0%	0.9%
% of Patients satisfied with the dentistry they have received	0	1	N/A	94.9%	93.6%	93.3%
% of Patients satisfied with the time they had to wait for an appointment	1	1	N/A	89.4%	89.8%	88.9%

* This is based on patients treated on this contract for their most recent course of treatment. Figures in italics indicate the base number of FP17s or Patient Questionnaire responses are less than 100. N/A is shown where the base number of responses is less than 10 during the period. % is calculated as Quantity/Base number*100

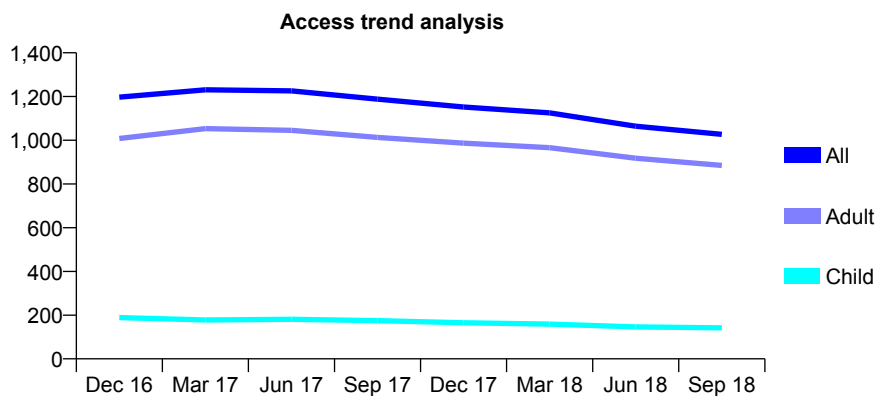
Q46 - Vital Signs At a Glance Contract Report for 913995/0001 - September 2018

Name or company name	MR JJ KEAVNEY
Contract type name	GDS Contract
Purpose of contract	General
Contract start date	01/04/2006
Contract end date	

18/19 Contracted general activity (UDA)	7,018
Carry forward general activity (UDA)	0
18/19 Contracted orthodontic activity (UOA)	0
Carry forward orthodontic activity (UOA)	0
Baseline contract value	£231,545.02

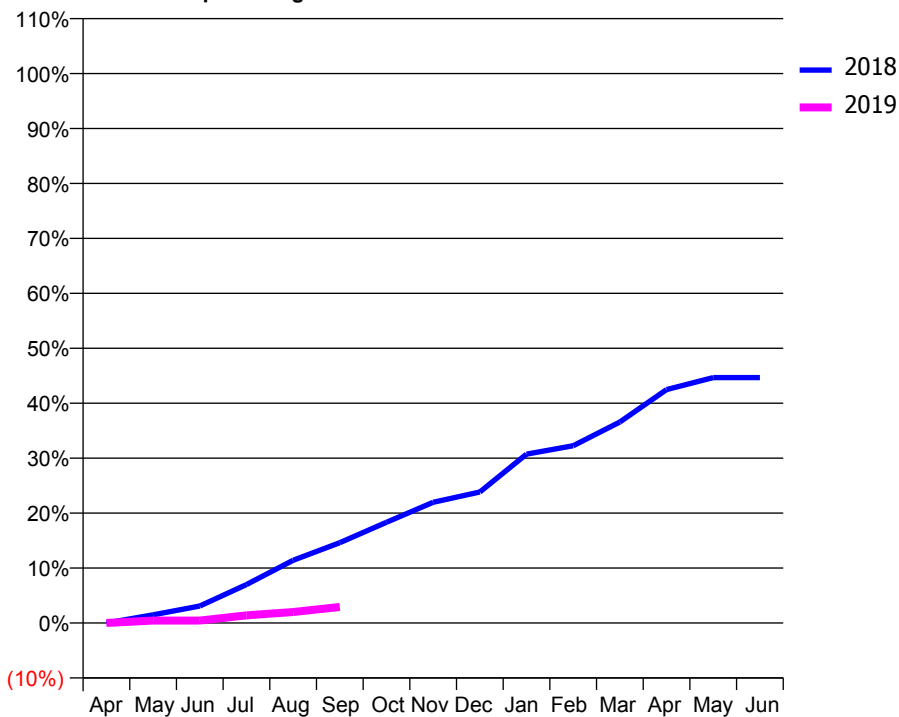
ACCESS*

Patients seen in 24 months	Total	Change since previous quarter
Quarter ending September 2017	1,188	
Quarter ending December 2017	1,152	↓
Quarter ending March 2018	1,125	↓
Quarter ending June 2018	1,064	↓
Quarter ending September 2018	1,027	↓
Variance since September 2017	(13.6%)	↓



ACTIVITY

Cumulative percentage of contracted UDA delivered 2018 & 2019



Month	Adjusted Scheduled Activity (UDA)	
	2018	2019
April	0	0
May	105	31
June	217	31
July	491	97
August	802	141
September	1,026	206
October	1,286	
November	1,542	
December	1,672	
January	2,156	
February	2,264	
March	2,568	
April	2,981	
May	3,134	
June	3,134	

QUALITY

	Quantity	Base Number	Contract	AT	Region	England
% of FP17s for the same patient ID Re-attending within 3 months - Children	9	59	15.3%	12.0%	12.2%	11.6%
% of FP17s for the same patient ID Re-attending within 3 months - Adults	65	338	19.2%	16.0%	15.8%	15.5%
% of FP17s for the same patient ID Re-attending between 3 & 9 months - Children	14	59	23.7%	58.2%	60.3%	58.8%
% of FP17s for the same patient ID Re-attending between 3 & 9 months - Adults	137	338	40.5%	51.6%	53.5%	51.1%
% of FP17s for Band 1 Urgent Courses	9	122	7.4%	10.1%	9.1%	9.0%
% of FP17s Relating to Free Repair or Replacements	1	122	0.8%	0.8%	1.0%	0.8%
% of FP17s Relating to Continuations	5	122	4.1%	0.9%	1.0%	0.9%
% of Patients satisfied with the dentistry they have received	0	0	N/A	94.9%	93.6%	93.3%
% of Patients satisfied with the time they had to wait for an appointment	0	0	N/A	89.4%	89.8%	88.9%

* This is based on patients treated on this contract for their most recent course of treatment. Figures in italics indicate the base number of FP17s or Patient Questionnaire responses are less than 100. N/A is shown where the base number of responses is less than 10 during the period. % is calculated as Quantity/Base number*100

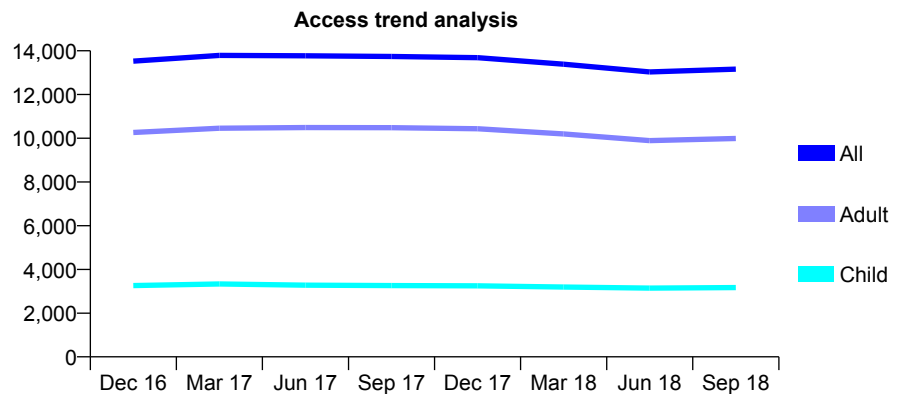
Q46 - Vital Signs At a Glance Contract Report for 918059/0001 - September 2018

Name or company name	MR JP BECKER-LE CERF
Contract type name	GDS Contract
Purpose of contract	General
Contract start date	01/04/2006
Contract end date	

18/19 Contracted general activity (UDA)	39,600
Carry forward general activity (UDA)	0
18/19 Contracted orthodontic activity (UOA)	0
Carry forward orthodontic activity (UOA)	0
Baseline contract value	£1,172,558.77

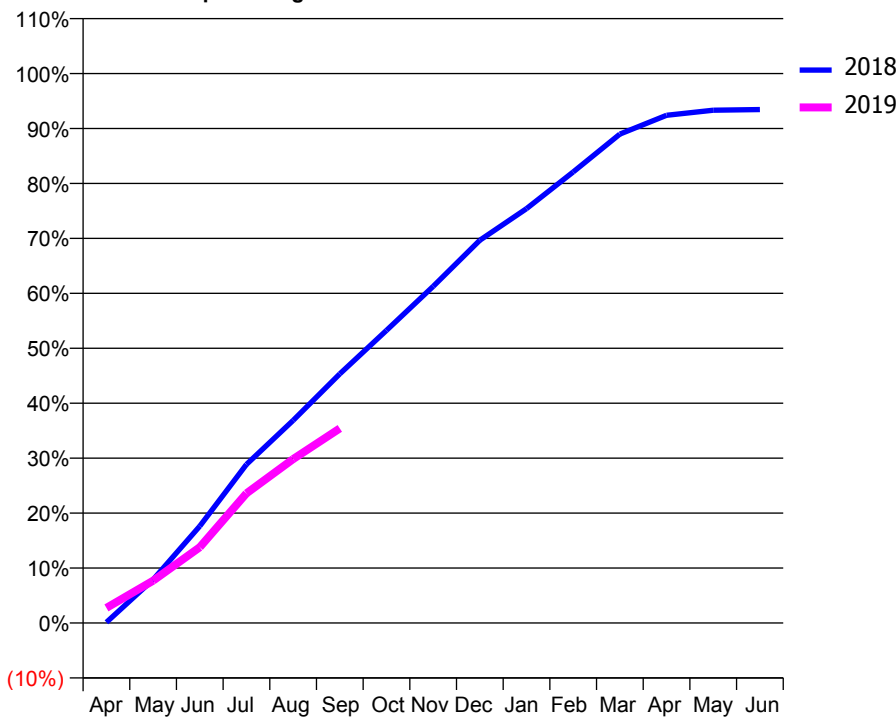
ACCESS*

Patients seen in 24 months	Total	Change since previous quarter
Quarter ending September 2017	13,739	
Quarter ending December 2017	13,687	→
Quarter ending March 2018	13,386	↓
Quarter ending June 2018	13,033	↓
Quarter ending September 2018	13,160	→
Variance since September 2017	(4.2%)	↓



ACTIVITY

Cumulative percentage of contracted UDA delivered 2018 & 2019



Month	Adjusted Scheduled Activity (UDA)	
	2018	2019
April	58	1,088
May	3,128	3,049
June	6,984	5,459
July	11,428	9,346
August	14,603	11,818
September	17,958	14,025
October	21,089	
November	24,264	
December	27,584	
January	29,860	
February	32,509	
March	35,234	
April	36,590	
May	36,958	
June	37,004	

QUALITY

	Quantity	Base Number	Contract	AT	Region	England
% of FP17s for the same patient ID Re-attending within 3 months - Children	357	2,580	13.8%	12.0%	12.2%	11.6%
% of FP17s for the same patient ID Re-attending within 3 months - Adults	767	5,370	14.3%	16.0%	15.8%	15.5%
% of FP17s for the same patient ID Re-attending between 3 & 9 months - Children	1,453	2,580	56.3%	58.2%	60.3%	58.8%
% of FP17s for the same patient ID Re-attending between 3 & 9 months - Adults	2,395	5,370	44.6%	51.6%	53.5%	51.1%
% of FP17s for Band 1 Urgent Courses	796	7,228	11.0%	10.1%	9.1%	9.0%
% of FP17s Relating to Free Repair or Replacements	63	7,228	0.9%	0.8%	1.0%	0.8%
% of FP17s Relating to Continuations	114	7,228	1.6%	0.9%	1.0%	0.9%
% of Patients satisfied with the dentistry they have received	5	5	N/A	94.9%	93.6%	93.3%
% of Patients satisfied with the time they had to wait for an appointment	5	5	N/A	89.4%	89.8%	88.9%

* This is based on patients treated on this contract for their most recent course of treatment. Figures in italics indicate the base number of FP17s or Patient Questionnaire responses are less than 100. N/A is shown where the base number of responses is less than 10 during the period. % is calculated as Quantity/Base number*100

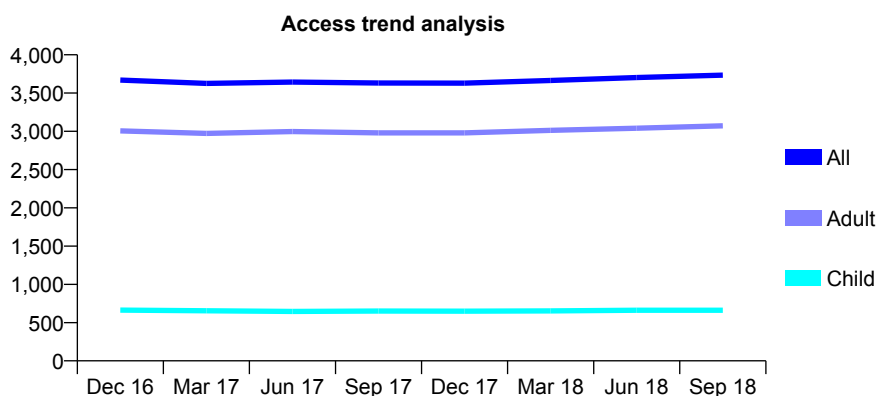
Q46 - Vital Signs At a Glance Contract Report for 918113/0001 - September 2018

Name or company name	MR JA LEE
Contract type name	GDS Contract
Purpose of contract	General
Contract start date	01/04/2006
Contract end date	

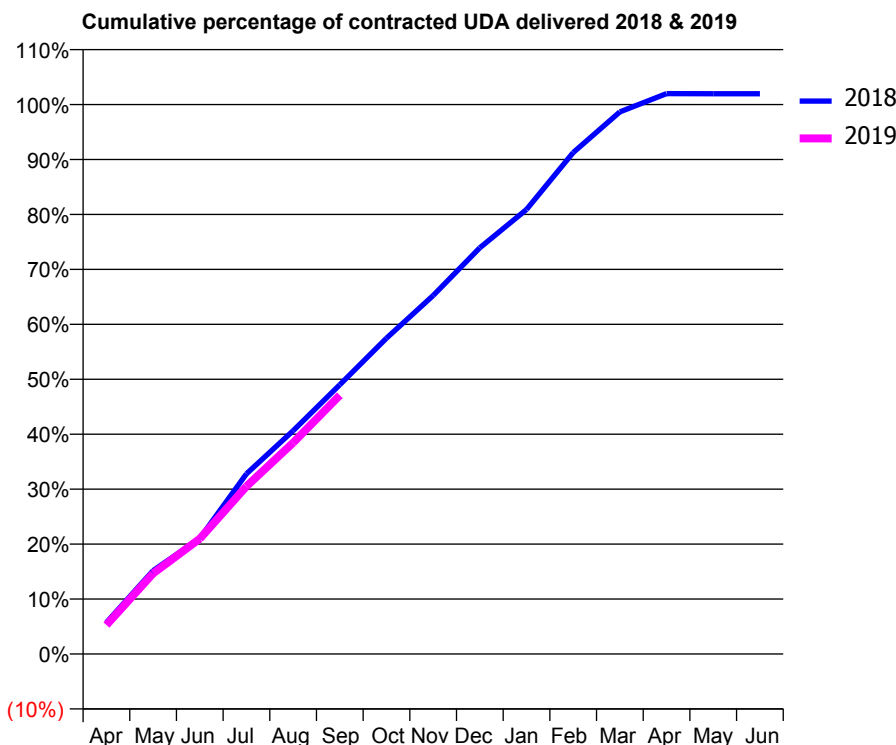
18/19 Contracted general activity (UDA)	10,653
Carry forward general activity (UDA)	0
18/19 Contracted orthodontic activity (UOA)	0
Carry forward orthodontic activity (UOA)	0
Baseline contract value	£331,326.44

ACCESS*

Patients seen in 24 months	Total	Change since previous quarter
Quarter ending September 2017	3,631	
Quarter ending December 2017	3,629	→
Quarter ending March 2018	3,665	→
Quarter ending June 2018	3,703	→
Quarter ending September 2018	3,734	→
Variance since September 2017	2.8%	↑



ACTIVITY



Month	Adjusted Scheduled Activity (UDA)	
	2018	2019
April	610	561
May	1,618	1,564
June	2,242	2,234
July	3,494	3,251
August	4,328	4,096
September	5,220	5,016
October	6,123	
November	6,951	
December	7,875	
January	8,619	
February	9,722	
March	10,511	
April	10,864	
May	10,863	
June	10,863	

QUALITY

	Quantity	Base Number	Contract	AT	Region	England
% of FP17s for the same patient ID Re-attending within 3 months - Children	75	662	11.3%	12.0%	12.2%	11.6%
% of FP17s for the same patient ID Re-attending within 3 months - Adults	368	2,151	17.1%	16.0%	15.8%	15.5%
% of FP17s for the same patient ID Re-attending between 3 & 9 months - Children	392	662	59.2%	58.2%	60.3%	58.8%
% of FP17s for the same patient ID Re-attending between 3 & 9 months - Adults	861	2,151	40.0%	51.6%	53.5%	51.1%
% of FP17s for Band 1 Urgent Courses	400	2,657	15.1%	10.1%	9.1%	9.0%
% of FP17s Relating to Free Repair or Replacements	72	2,657	2.7%	0.8%	1.0%	0.8%
% of FP17s Relating to Continuations	28	2,657	1.1%	0.9%	1.0%	0.9%
% of Patients satisfied with the dentistry they have received	3	3	N/A	94.9%	93.6%	93.3%
% of Patients satisfied with the time they had to wait for an appointment	3	3	N/A	89.4%	89.8%	88.9%

* This is based on patients treated on this contract for their most recent course of treatment. Figures in italics indicate the base number of FP17s or Patient Questionnaire responses are less than 100. N/A is shown where the base number of responses is less than 10 during the period. % is calculated as Quantity/Base number*100

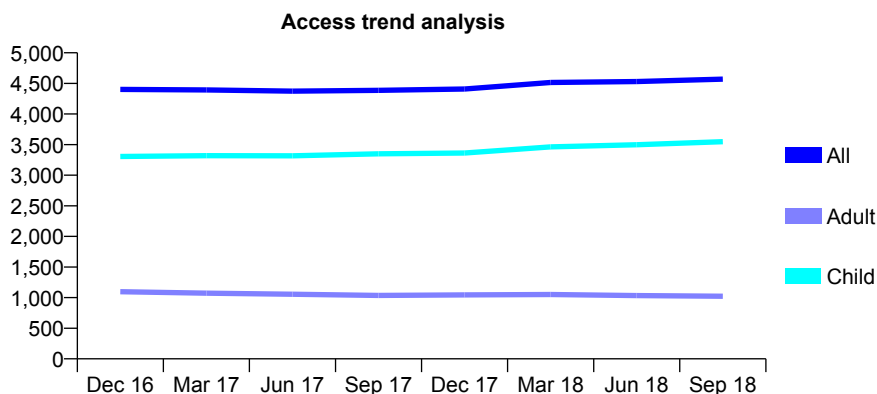
Q46 - Vital Signs At a Glance Contract Report for 919160/0002 - September 2018

Name or company name	MR CH HEWITT
Contract type name	GDS Contract
Purpose of contract	General and Orthodontic
Contract start date	01/02/2011
Contract end date	

18/19 Contracted general activity (UDA)	14,632
Carry forward general activity (UDA)	0
18/19 Contracted orthodontic activity (UOA)	1,564
Carry forward orthodontic activity (UOA)	0
Baseline contract value	£467,616.97

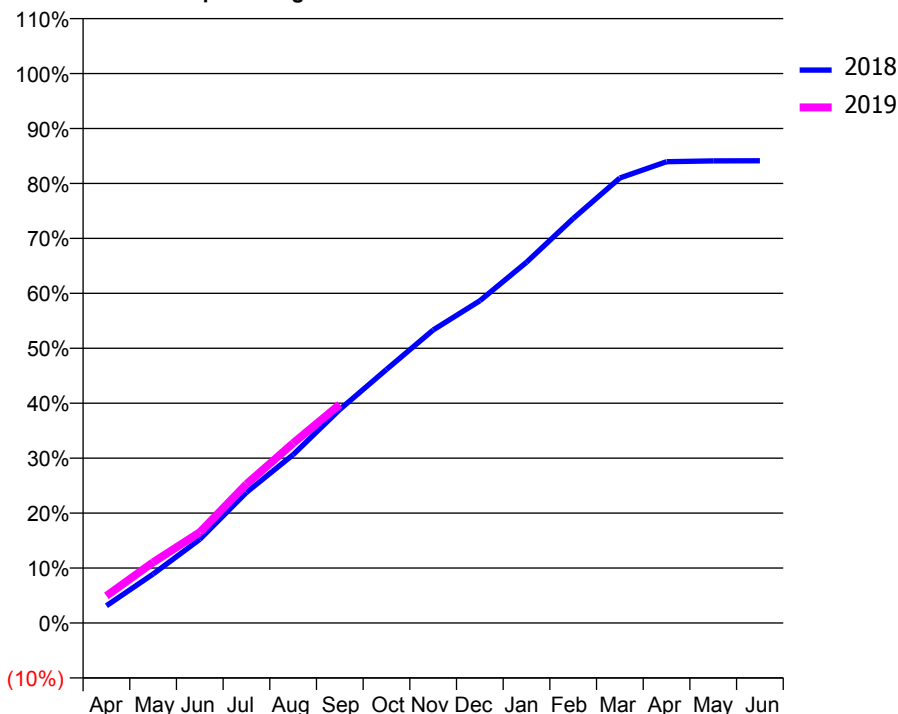
ACCESS*

Patients seen in 24 months	Total	Change since previous quarter
Quarter ending September 2017	4,386	
Quarter ending December 2017	4,408	→
Quarter ending March 2018	4,516	↑
Quarter ending June 2018	4,530	→
Quarter ending September 2018	4,569	→
Variance since September 2017	4.2%	↑



ACTIVITY

Cumulative percentage of contracted UDA delivered 2018 & 2019



Adjusted Scheduled Activity (UDA)

Month	2018	2019
April	459	723
May	1,306	1,616
June	2,229	2,415
July	3,479	3,698
August	4,483	4,787
September	5,686	5,821
October	6,752	
November	7,801	
December	8,582	
January	9,605	
February	10,773	
March	11,850	
April	12,285	
May	12,306	
June	12,307	

QUALITY

	Quantity	Base Number	Contract	AT	Region	England
% of FP17s for the same patient ID Re-attending within 3 months - Children	487	3,330	14.6%	12.0%	12.2%	11.6%
% of FP17s for the same patient ID Re-attending within 3 months - Adults	164	640	25.6%	16.0%	15.8%	15.5%
% of FP17s for the same patient ID Re-attending between 3 & 9 months - Children	2,019	3,330	60.6%	58.2%	60.3%	58.8%
% of FP17s for the same patient ID Re-attending between 3 & 9 months - Adults	333	640	52.0%	51.6%	53.5%	51.1%
% of FP17s for Band 1 Urgent Courses	274	3,651	7.5%	10.1%	9.1%	9.0%
% of FP17s Relating to Free Repair or Replacements	0	3,651	0.0%	0.8%	1.0%	0.8%
% of FP17s Relating to Continuations	1	3,651	0.0%	0.9%	1.0%	0.9%
% of Patients satisfied with the dentistry they have received	0	0	N/A	94.9%	93.6%	93.3%
% of Patients satisfied with the time they had to wait for an appointment	0	0	N/A	89.4%	89.8%	88.9%

* This is based on patients treated on this contract for their most recent course of treatment. Figures in italics indicate the base number of FP17s or Patient Questionnaire responses are less than 100. N/A is shown where the base number of responses is less than 10 during the period. % is calculated as Quantity/Base number*100

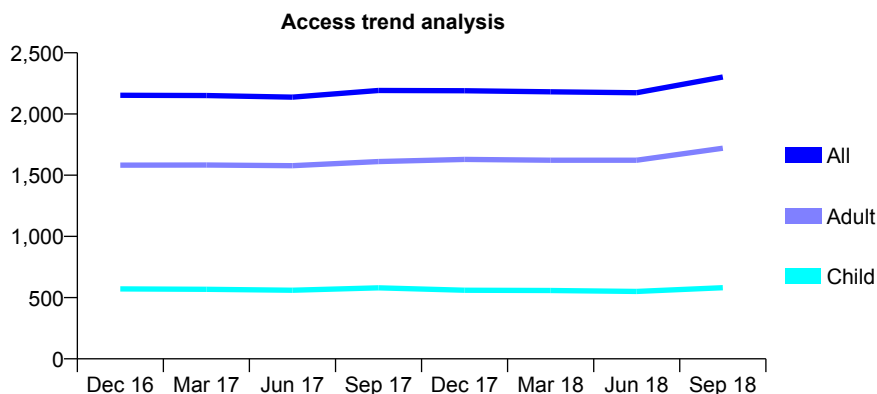
Q46 - Vital Signs At a Glance Contract Report for 919926/0001 - September 2018

Name or company name	MR DP FLATTERY
Contract type name	GDS Contract
Purpose of contract	General
Contract start date	29/04/2010
Contract end date	

18/19 Contracted general activity (UDA)	5,922
Carry forward general activity (UDA)	0
18/19 Contracted orthodontic activity (UOA)	0
Carry forward orthodontic activity (UOA)	0
Baseline contract value	£146,427.09

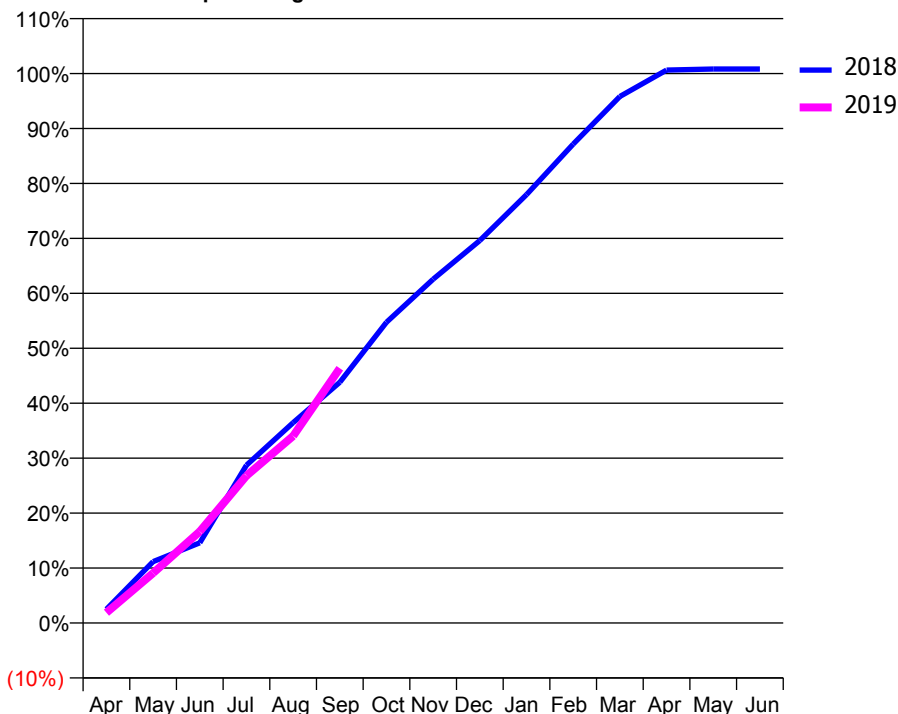
ACCESS*

Patients seen in 24 months	Total	Change since previous quarter
Quarter ending September 2017	2,192	
Quarter ending December 2017	2,190	→
Quarter ending March 2018	2,181	→
Quarter ending June 2018	2,174	→
Quarter ending September 2018	2,302	↑
Variance since September 2017	5.0%	↑



ACTIVITY

Cumulative percentage of contracted UDA delivered 2018 & 2019



Adjusted Scheduled Activity (UDA)

Month	2018	2019
April	149	111
May	662	538
June	864	987
July	1,701	1,588
August	2,159	2,015
September	2,594	2,746
October	3,242	
November	3,706	
December	4,123	
January	4,617	
February	5,162	
March	5,674	
April	5,958	
May	5,970	
June	5,970	

QUALITY

	Quantity	Base Number	Contract	AT	Region	England
% of FP17s for the same patient ID Re-attending within 3 months - Children	30	461	6.5%	12.0%	12.2%	11.6%
% of FP17s for the same patient ID Re-attending within 3 months - Adults	226	1,456	15.5%	16.0%	15.8%	15.5%
% of FP17s for the same patient ID Re-attending between 3 & 9 months - Children	278	461	60.3%	58.2%	60.3%	58.8%
% of FP17s for the same patient ID Re-attending between 3 & 9 months - Adults	802	1,456	55.1%	51.6%	53.5%	51.1%
% of FP17s for Band 1 Urgent Courses	89	1,757	5.1%	10.1%	9.1%	9.0%
% of FP17s Relating to Free Repair or Replacements	7	1,757	0.4%	0.8%	1.0%	0.8%
% of FP17s Relating to Continuations	68	1,757	3.9%	0.9%	1.0%	0.9%
% of Patients satisfied with the dentistry they have received	2	2	N/A	94.9%	93.6%	93.3%
% of Patients satisfied with the time they had to wait for an appointment	2	2	N/A	89.4%	89.8%	88.9%

* This is based on patients treated on this contract for their most recent course of treatment. Figures in italics indicate the base number of FP17s or Patient Questionnaire responses are less than 100. N/A is shown where the base number of responses is less than 10 during the period. % is calculated as Quantity/Base number*100

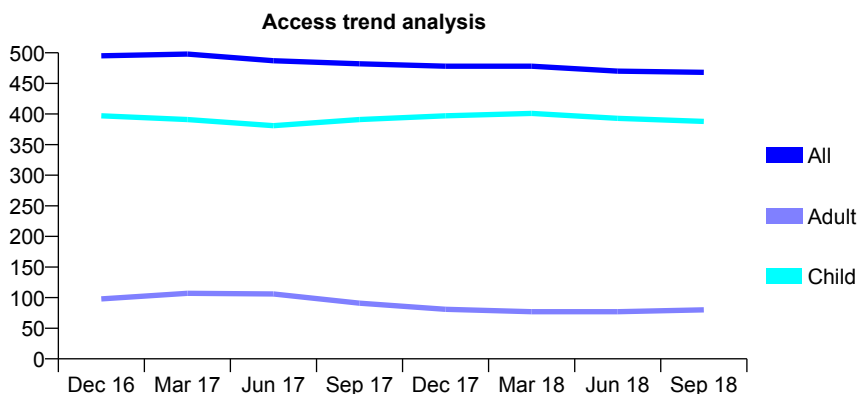
Q46 - Vital Signs At a Glance Contract Report for 919942/0001 - September 2018

Name or company name	MR N NAEEM
Contract type name	GDS Contract
Purpose of contract	General
Contract start date	01/04/2006
Contract end date	

18/19 Contracted general activity (UDA)	1,500
Carry forward general activity (UDA)	0
18/19 Contracted orthodontic activity (UOA)	0
Carry forward orthodontic activity (UOA)	0
Baseline contract value	£35,770.90

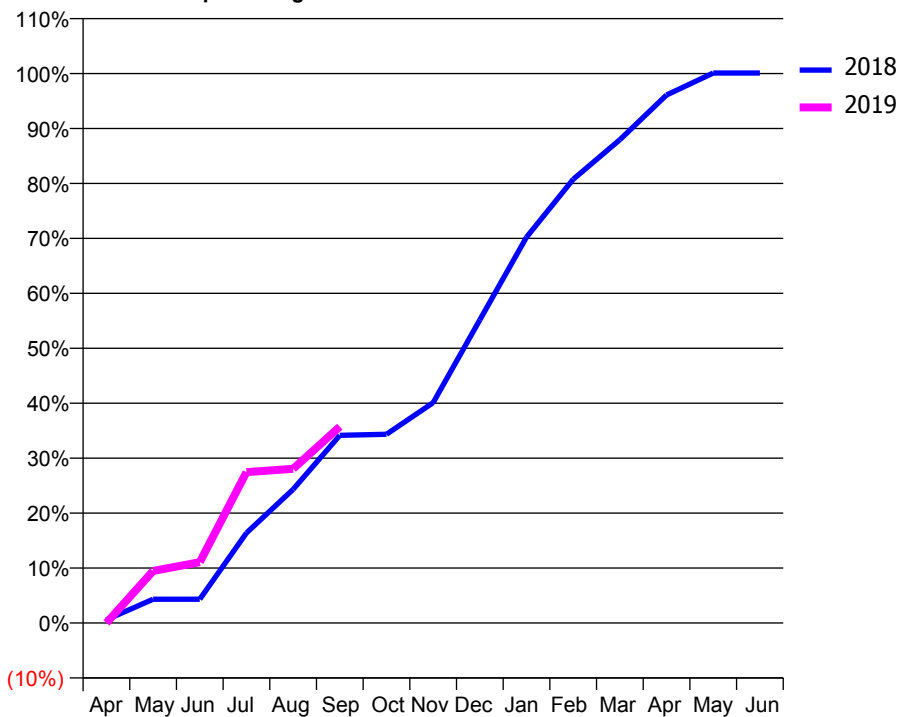
ACCESS*

Patients seen in 24 months	Total	Change since previous quarter
Quarter ending September 2017	482	
Quarter ending December 2017	478	→
Quarter ending March 2018	478	→
Quarter ending June 2018	470	↓
Quarter ending September 2018	468	→
Variance since September 2017	(2.9%)	↓



ACTIVITY

Cumulative percentage of contracted UDA delivered 2018 & 2019



Month	Adjusted Scheduled Activity (UDA)	
	2018	2019
April	9	0
May	65	142
June	65	166
July	246	412
August	365	421
September	512	536
October	515	
November	601	
December	827	
January	1,053	
February	1,211	
March	1,319	
April	1,441	
May	1,501	
June	1,501	

QUALITY

	Quantity	Base Number	Contract	AT	Region	England
% of FP17s for the same patient ID Re-attending within 3 months - Children	95	490	19.4%	12.0%	12.2%	11.6%
% of FP17s for the same patient ID Re-attending within 3 months - Adults	8	27	29.6%	16.0%	15.8%	15.5%
% of FP17s for the same patient ID Re-attending between 3 & 9 months - Children	335	490	68.4%	58.2%	60.3%	58.8%
% of FP17s for the same patient ID Re-attending between 3 & 9 months - Adults	11	27	40.7%	51.6%	53.5%	51.1%
% of FP17s for Band 1 Urgent Courses	0	406	0.0%	10.1%	9.1%	9.0%
% of FP17s Relating to Free Repair or Replacements	0	406	0.0%	0.8%	1.0%	0.8%
% of FP17s Relating to Continuations	0	406	0.0%	0.9%	1.0%	0.9%
% of Patients satisfied with the dentistry they have received	0	0	N/A	94.9%	93.6%	93.3%
% of Patients satisfied with the time they had to wait for an appointment	0	0	N/A	89.4%	89.8%	88.9%

* This is based on patients treated on this contract for their most recent course of treatment. Figures in italics indicate the base number of FP17s or Patient Questionnaire responses are less than 100. N/A is shown where the base number of responses is less than 10 during the period. % is calculated as Quantity/Base number*100

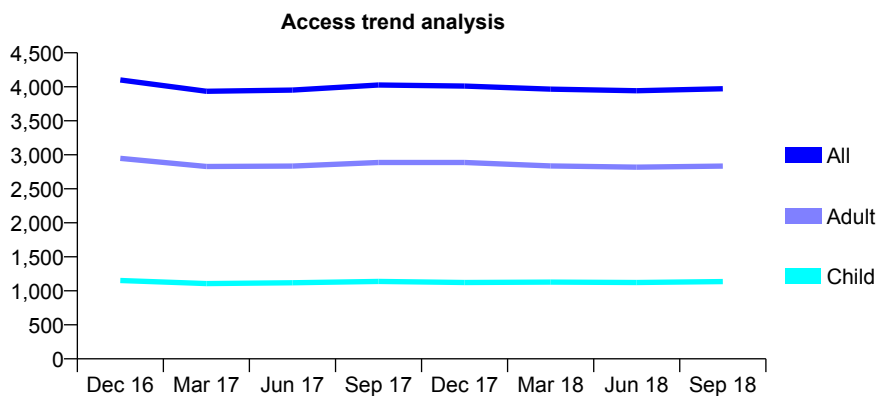
Q46 - Vital Signs At a Glance Contract Report for 920037/0001 - September 2018

Name or company name	MR C EDWARDS
Contract type name	GDS Contract
Purpose of contract	General
Contract start date	01/04/2012
Contract end date	

18/19 Contracted general activity (UDA)	12,979
Carry forward general activity (UDA)	0
18/19 Contracted orthodontic activity (UOA)	0
Carry forward orthodontic activity (UOA)	0
Baseline contract value	£392,462.24

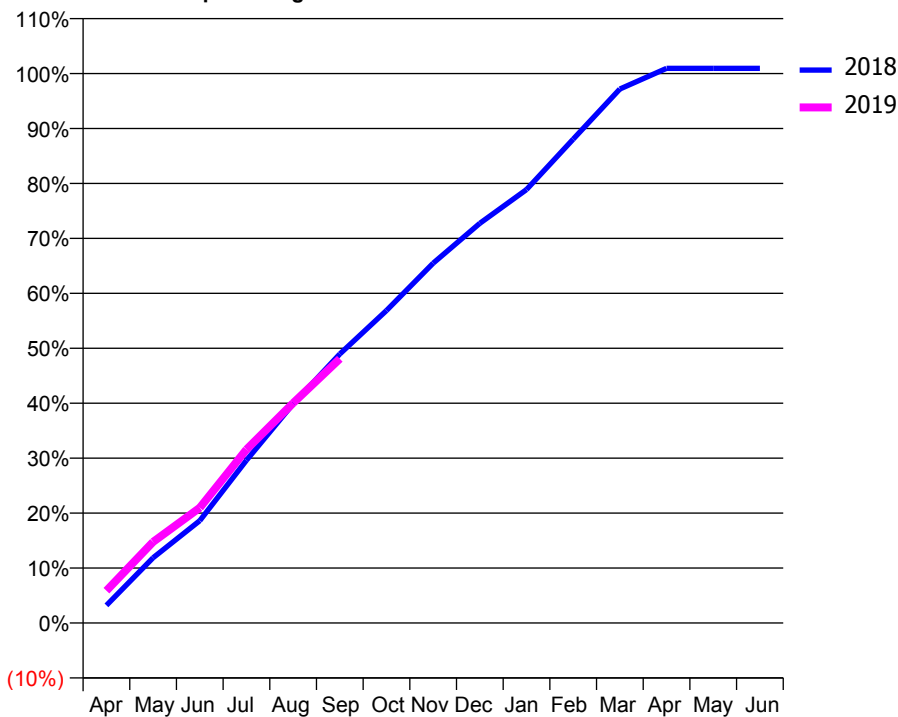
ACCESS*

Patients seen in 24 months	Total	Change since previous quarter
Quarter ending September 2017	4,027	
Quarter ending December 2017	4,010	→
Quarter ending March 2018	3,965	↓
Quarter ending June 2018	3,942	→
Quarter ending September 2018	3,971	→
Variance since September 2017	(1.4%)	↓



ACTIVITY

Cumulative percentage of contracted UDA delivered 2018 & 2019



Adjusted Scheduled Activity (UDA)

Month	2018	2019
April	417	764
May	1,542	1,918
June	2,418	2,721
July	3,844	4,099
August	5,177	5,195
September	6,354	6,241
October	7,380	
November	8,499	
December	9,440	
January	10,237	
February	11,429	
March	12,613	
April	13,100	
May	13,101	
June	13,100	

QUALITY

	Quantity	Base Number	Contract	AT	Region	England
% of FP17s for the same patient ID Re-attending within 3 months - Children	86	969	8.9%	12.0%	12.2%	11.6%
% of FP17s for the same patient ID Re-attending within 3 months - Adults	330	2,145	15.4%	16.0%	15.8%	15.5%
% of FP17s for the same patient ID Re-attending between 3 & 9 months - Children	680	969	70.2%	58.2%	60.3%	58.8%
% of FP17s for the same patient ID Re-attending between 3 & 9 months - Adults	1,270	2,145	59.2%	51.6%	53.5%	51.1%
% of FP17s for Band 1 Urgent Courses	273	2,876	9.5%	10.1%	9.1%	9.0%
% of FP17s Relating to Free Repair or Replacements	21	2,876	0.7%	0.8%	1.0%	0.8%
% of FP17s Relating to Continuations	11	2,876	0.4%	0.9%	1.0%	0.9%
% of Patients satisfied with the dentistry they have received	1	1	N/A	94.9%	93.6%	93.3%
% of Patients satisfied with the time they had to wait for an appointment	1	1	N/A	89.4%	89.8%	88.9%

* This is based on patients treated on this contract for their most recent course of treatment. Figures in italics indicate the base number of FP17s or Patient Questionnaire responses are less than 100. N/A is shown where the base number of responses is less than 10 during the period. % is calculated as Quantity/Base number*100

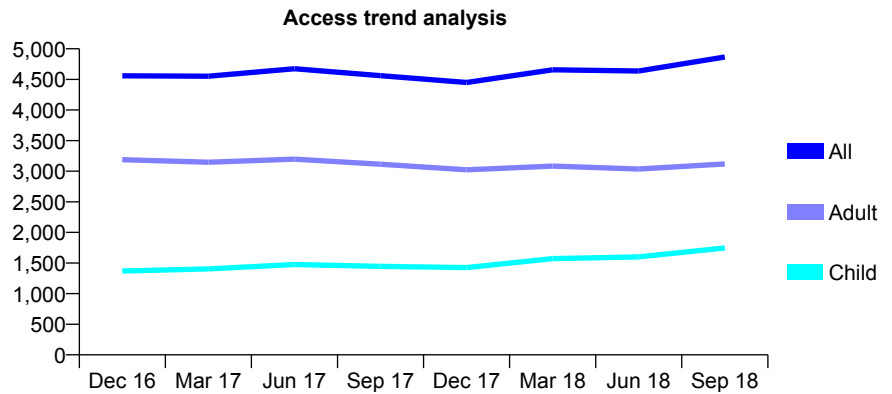
Q46 - Vital Signs At a Glance Contract Report for 920932/0001 - September 2018

Name or company name	272 Dental Care
Contract type name	GDS Contract
Purpose of contract	General
Contract start date	01/04/2006
Contract end date	

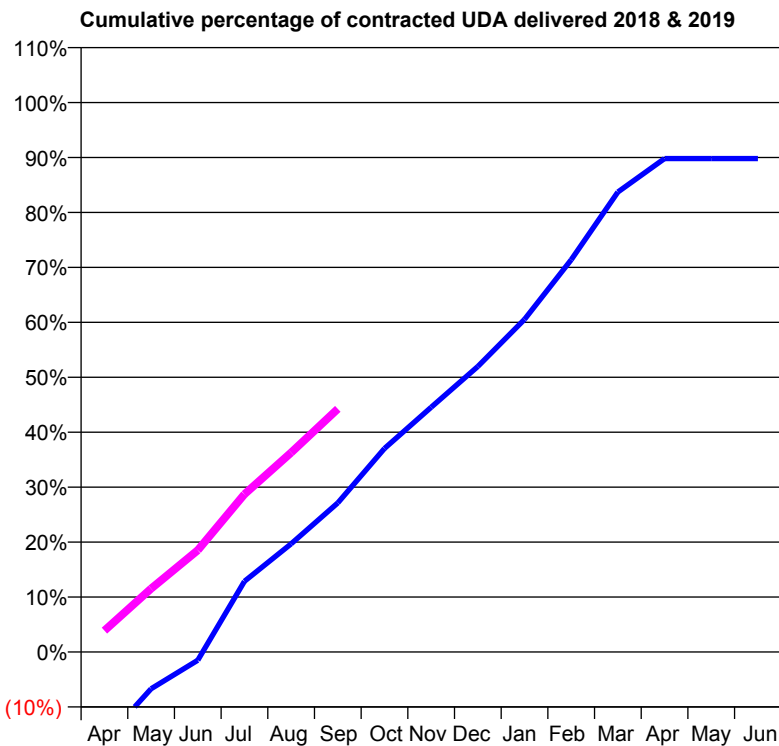
18/19 Contracted general activity (UDA)	16,128
Carry forward general activity (UDA)	0
18/19 Contracted orthodontic activity (UOA)	0
Carry forward orthodontic activity (UOA)	0
Baseline contract value	£392,855.34

ACCESS*

Patients seen in 24 months	Total	Change since previous quarter
Quarter ending September 2017	4,561	
Quarter ending December 2017	4,449	↓
Quarter ending March 2018	4,656	↑
Quarter ending June 2018	4,637	→
Quarter ending September 2018	4,865	↑
Variance since September 2017	6.7%	↑



ACTIVITY



Month	Adjusted Scheduled Activity (UDA)	
	2018	2019
April	-2,598	628
May	-1,082	1,859
June	-245	2,989
July	2,075	4,630
August	3,177	5,854
September	4,376	7,136
October	5,973	
November	7,182	
December	8,380	
January	9,763	
February	11,511	
March	13,499	
April	14,483	
May	14,483	
June	14,483	

QUALITY

	Quantity	Base Number	Contract	AT	Region	England
% of FP17s for the same patient ID Re-attending within 3 months - Children	83	1,295	6.4%	12.0%	12.2%	11.6%
% of FP17s for the same patient ID Re-attending within 3 months - Adults	254	2,038	12.5%	16.0%	15.8%	15.5%
% of FP17s for the same patient ID Re-attending between 3 & 9 months - Children	700	1,295	54.1%	58.2%	60.3%	58.8%
% of FP17s for the same patient ID Re-attending between 3 & 9 months - Adults	1,093	2,038	53.6%	51.6%	53.5%	51.1%
% of FP17s for Band 1 Urgent Courses	166	2,950	5.6%	10.1%	9.1%	9.0%
% of FP17s Relating to Free Repair or Replacements	39	2,950	1.3%	0.8%	1.0%	0.8%
% of FP17s Relating to Continuations	31	2,950	1.1%	0.9%	1.0%	0.9%
% of Patients satisfied with the dentistry they have received	0	0	N/A	94.9%	93.6%	93.3%
% of Patients satisfied with the time they had to wait for an appointment	0	0	N/A	89.4%	89.8%	88.9%

* This is based on patients treated on this contract for their most recent course of treatment. Figures in italics indicate the base number of FP17s or Patient Questionnaire responses are less than 100. N/A is shown where the base number of responses is less than 10 during the period. % is calculated as Quantity/Base number*100

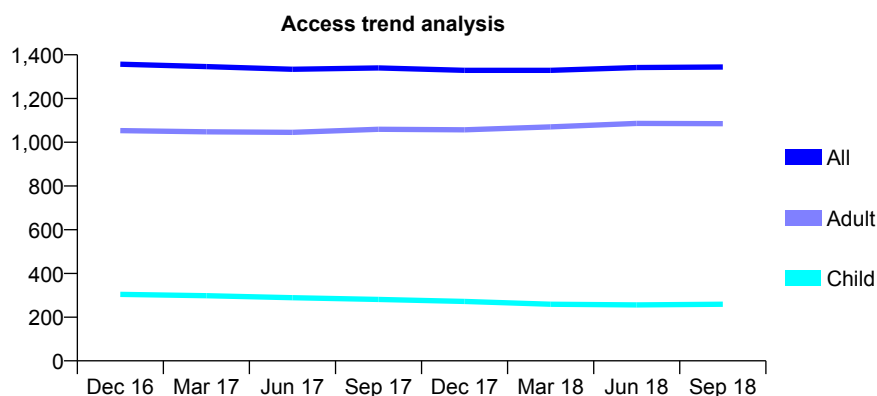
Q46 - Vital Signs At a Glance Contract Report for 921203/0001 - September 2018

Name or company name	MRS KV DISS
Contract type name	GDS Contract
Purpose of contract	General
Contract start date	01/04/2006
Contract end date	

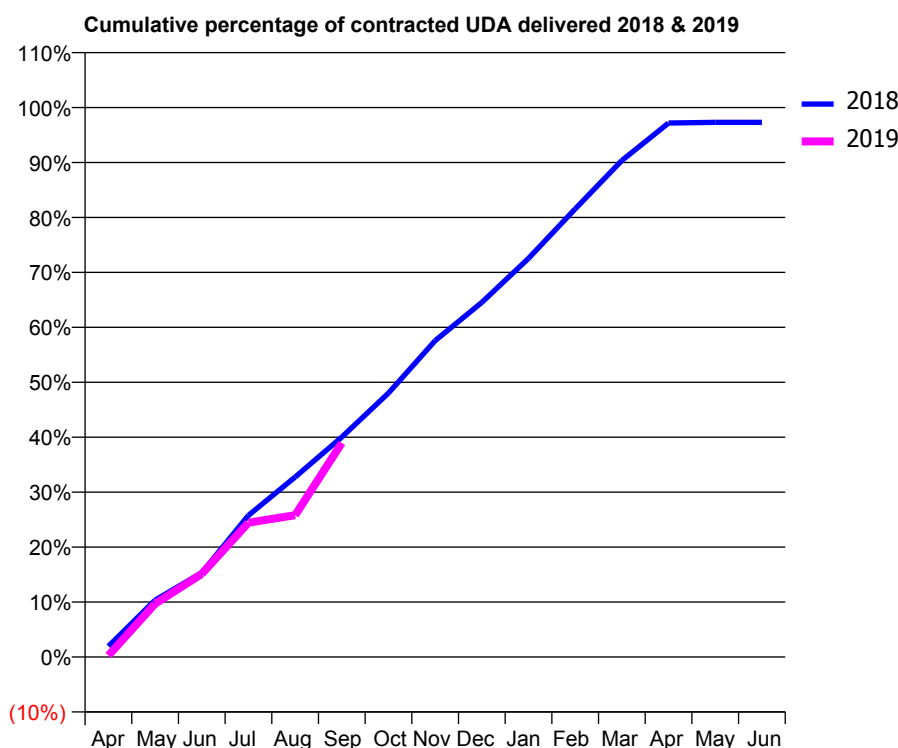
18/19 Contracted general activity (UDA)	3,718
Carry forward general activity (UDA)	0
18/19 Contracted orthodontic activity (UOA)	0
Carry forward orthodontic activity (UOA)	0
Baseline contract value	£91,931.09

ACCESS*

Patients seen in 24 months	Total	Change since previous quarter
Quarter ending September 2017	1,340	
Quarter ending December 2017	1,329	→
Quarter ending March 2018	1,329	→
Quarter ending June 2018	1,342	→
Quarter ending September 2018	1,344	→
Variance since September 2017	0.3%	→



ACTIVITY



Month	Adjusted Scheduled Activity (UDA)	
	2018	2019
April	73	10
May	385	360
June	571	562
July	958	909
August	1,218	959
September	1,488	1,449
October	1,786	
November	2,141	
December	2,399	
January	2,697	
February	3,032	
March	3,360	
April	3,613	
May	3,618	
June	3,618	

QUALITY

	Quantity	Base Number	Contract	AT	Region	England
% of FP17s for the same patient ID Re-attending within 3 months - Children	9	199	4.5%	12.0%	12.2%	11.6%
% of FP17s for the same patient ID Re-attending within 3 months - Adults	150	899	16.7%	16.0%	15.8%	15.5%
% of FP17s for the same patient ID Re-attending between 3 & 9 months - Children	138	199	69.3%	58.2%	60.3%	58.8%
% of FP17s for the same patient ID Re-attending between 3 & 9 months - Adults	579	899	64.4%	51.6%	53.5%	51.1%
% of FP17s for Band 1 Urgent Courses	99	941	10.5%	10.1%	9.1%	9.0%
% of FP17s Relating to Free Repair or Replacements	9	941	1.0%	0.8%	1.0%	0.8%
% of FP17s Relating to Continuations	7	941	0.7%	0.9%	1.0%	0.9%
% of Patients satisfied with the dentistry they have received	1	1	N/A	94.9%	93.6%	93.3%
% of Patients satisfied with the time they had to wait for an appointment	1	1	N/A	89.4%	89.8%	88.9%

* This is based on patients treated on this contract for their most recent course of treatment. Figures in italics indicate the base number of FP17s or Patient Questionnaire responses are less than 100. N/A is shown where the base number of responses is less than 10 during the period. % is calculated as Quantity/Base number*100

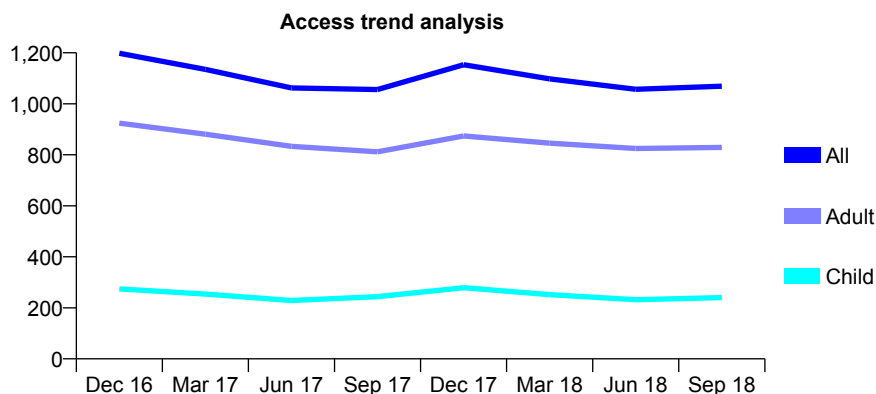
Q46 - Vital Signs At a Glance Contract Report for 927066/0001 - September 2018

Name or company name	MR K SEDEHIZADEH
Contract type name	GDS Contract
Purpose of contract	General
Contract start date	01/04/2006
Contract end date	

18/19 Contracted general activity (UDA)	4,078
Carry forward general activity (UDA)	0
18/19 Contracted orthodontic activity (UOA)	0
Carry forward orthodontic activity (UOA)	0
Baseline contract value	£129,349.74

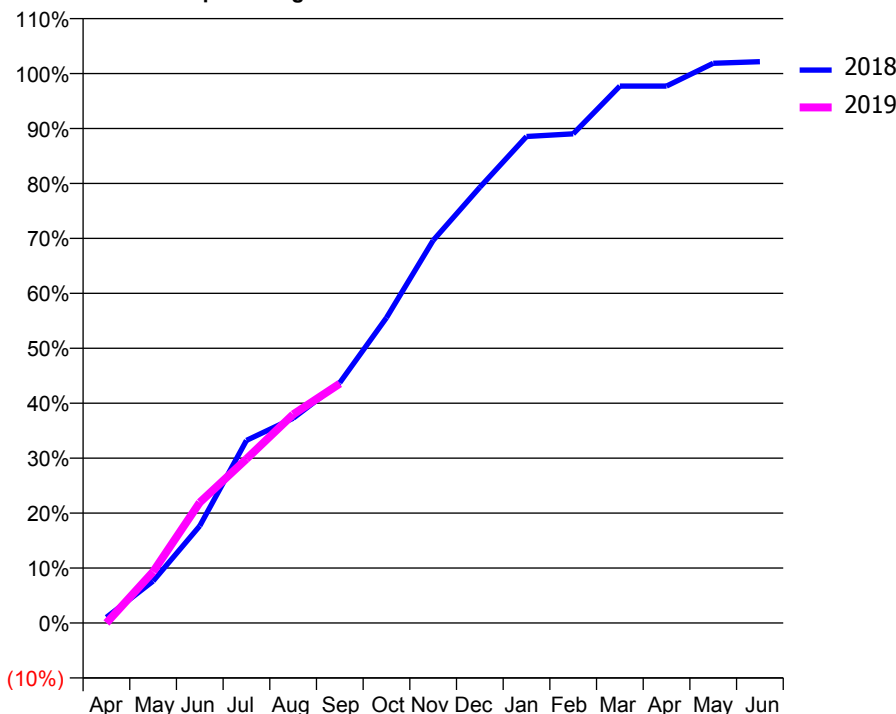
ACCESS*

Patients seen in 24 months	Total	Change since previous quarter
Quarter ending September 2017	1,056	
Quarter ending December 2017	1,153	↑
Quarter ending March 2018	1,098	↓
Quarter ending June 2018	1,057	↓
Quarter ending September 2018	1,069	→
Variance since September 2017	1.2%	→



ACTIVITY

Cumulative percentage of contracted UDA delivered 2018 & 2019



Adjusted Scheduled Activity (UDA)

Month	2018	2019
April	42	0
May	311	381
June	721	895
July	1,355	1,218
August	1,520	1,548
September	1,783	1,777
October	2,266	
November	2,839	
December	3,234	
January	3,610	
February	3,630	
March	3,984	
April	3,984	
May	4,154	
June	4,166	

QUALITY

	Quantity	Base Number	Contract	AT	Region	England
% of FP17s for the same patient ID Re-attending within 3 months - Children	8	153	5.2%	12.0%	12.2%	11.6%
% of FP17s for the same patient ID Re-attending within 3 months - Adults	69	482	14.3%	16.0%	15.8%	15.5%
% of FP17s for the same patient ID Re-attending between 3 & 9 months - Children	59	153	38.6%	58.2%	60.3%	58.8%
% of FP17s for the same patient ID Re-attending between 3 & 9 months - Adults	150	482	31.1%	51.6%	53.5%	51.1%
% of FP17s for Band 1 Urgent Courses	85	605	14.0%	10.1%	9.1%	9.0%
% of FP17s Relating to Free Repair or Replacements	3	605	0.5%	0.8%	1.0%	0.8%
% of FP17s Relating to Continuations	4	605	0.7%	0.9%	1.0%	0.9%
% of Patients satisfied with the dentistry they have received	1	1	N/A	94.9%	93.6%	93.3%
% of Patients satisfied with the time they had to wait for an appointment	1	1	N/A	89.4%	89.8%	88.9%

* This is based on patients treated on this contract for their most recent course of treatment. Figures in italics indicate the base number of FP17s or Patient Questionnaire responses are less than 100. N/A is shown where the base number of responses is less than 10 during the period. % is calculated as Quantity/Base number*100

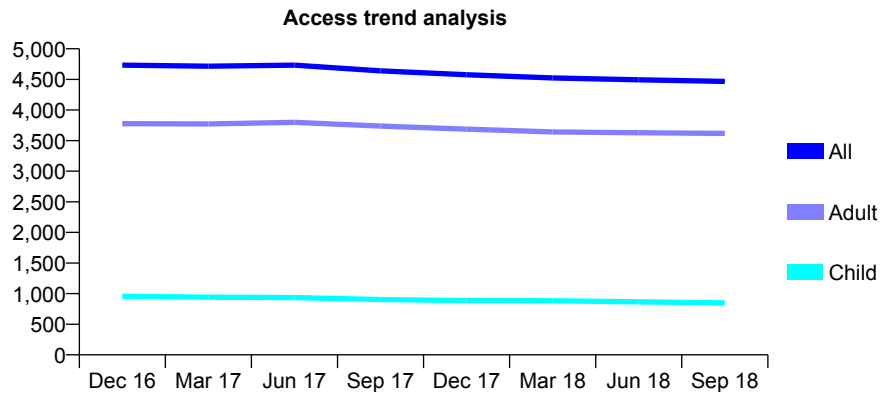
Q46 - Vital Signs At a Glance Contract Report for 931594/0001 - September 2018

Name or company name	MISS SL WATSON
Contract type name	GDS Contract
Purpose of contract	General
Contract start date	01/04/2006
Contract end date	

18/19 Contracted general activity (UDA)	14,492
Carry forward general activity (UDA)	0
18/19 Contracted orthodontic activity (UOA)	0
Carry forward orthodontic activity (UOA)	0
Baseline contract value	£342,936.84

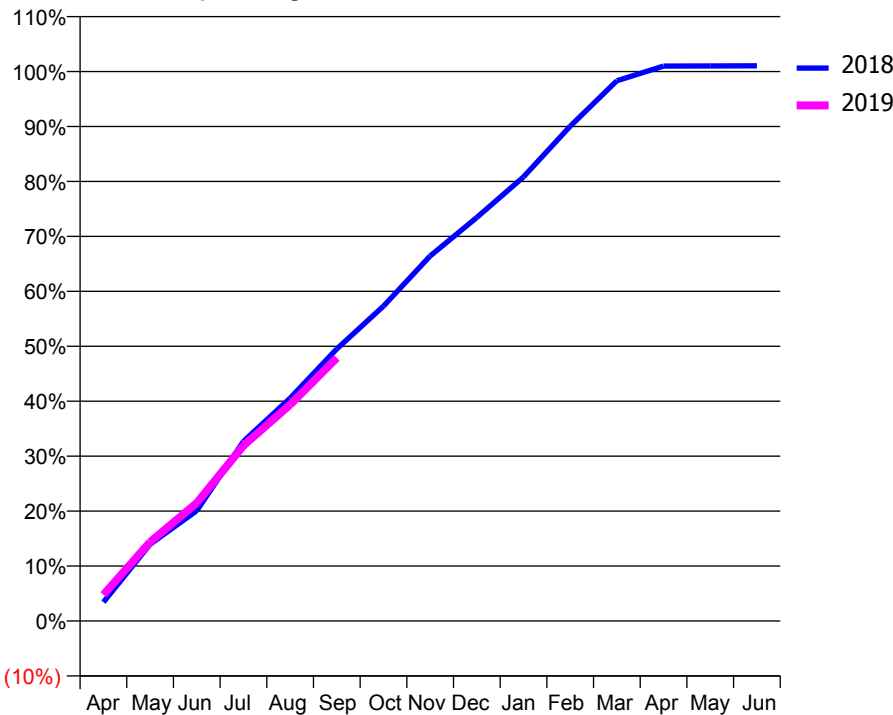
ACCESS*

Patients seen in 24 months	Total	Change since previous quarter
Quarter ending September 2017	4,640	
Quarter ending December 2017	4,576	↓
Quarter ending March 2018	4,524	↓
Quarter ending June 2018	4,494	→
Quarter ending September 2018	4,467	→
Variance since September 2017	(3.7%)	↓



ACTIVITY

Cumulative percentage of contracted UDA delivered 2018 & 2019



Month	Adjusted Scheduled Activity (UDA)	
	2018	2019
April	496	690
May	2,023	2,085
June	2,910	3,116
July	4,738	4,626
August	5,879	5,706
September	7,175	6,941
October	8,304	
November	9,628	
December	10,644	
January	11,712	
February	13,050	
March	14,248	
April	14,636	
May	14,639	
June	14,642	

QUALITY

	Quantity	Base Number	Contract	AT	Region	England
% of FP17s for the same patient ID Re-attending within 3 months - Children	74	656	11.3%	12.0%	12.2%	11.6%
% of FP17s for the same patient ID Re-attending within 3 months - Adults	592	2,846	20.8%	16.0%	15.8%	15.5%
% of FP17s for the same patient ID Re-attending between 3 & 9 months - Children	364	656	55.5%	58.2%	60.3%	58.8%
% of FP17s for the same patient ID Re-attending between 3 & 9 months - Adults	1,475	2,846	51.8%	51.6%	53.5%	51.1%
% of FP17s for Band 1 Urgent Courses	390	3,322	11.7%	10.1%	9.1%	9.0%
% of FP17s Relating to Free Repair or Replacements	61	3,322	1.8%	0.8%	1.0%	0.8%
% of FP17s Relating to Continuations	84	3,322	2.5%	0.9%	1.0%	0.9%
% of Patients satisfied with the dentistry they have received	2	2	N/A	94.9%	93.6%	93.3%
% of Patients satisfied with the time they had to wait for an appointment	1	2	N/A	89.4%	89.8%	88.9%

* This is based on patients treated on this contract for their most recent course of treatment. Figures in italics indicate the base number of FP17s or Patient Questionnaire responses are less than 100. N/A is shown where the base number of responses is less than 10 during the period. % is calculated as Quantity/Base number*100

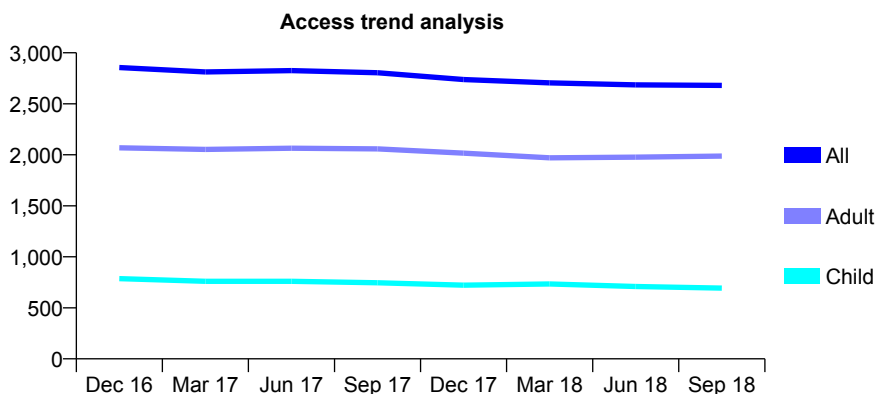
Q46 - Vital Signs At a Glance Contract Report for 932841/0001 - September 2018

Name or company name	MR HR HABIBI
Contract type name	GDS Contract
Purpose of contract	General
Contract start date	01/04/2006
Contract end date	

18/19 Contracted general activity (UDA)	9,416
Carry forward general activity (UDA)	0
18/19 Contracted orthodontic activity (UOA)	0
Carry forward orthodontic activity (UOA)	0
Baseline contract value	£306,878.49

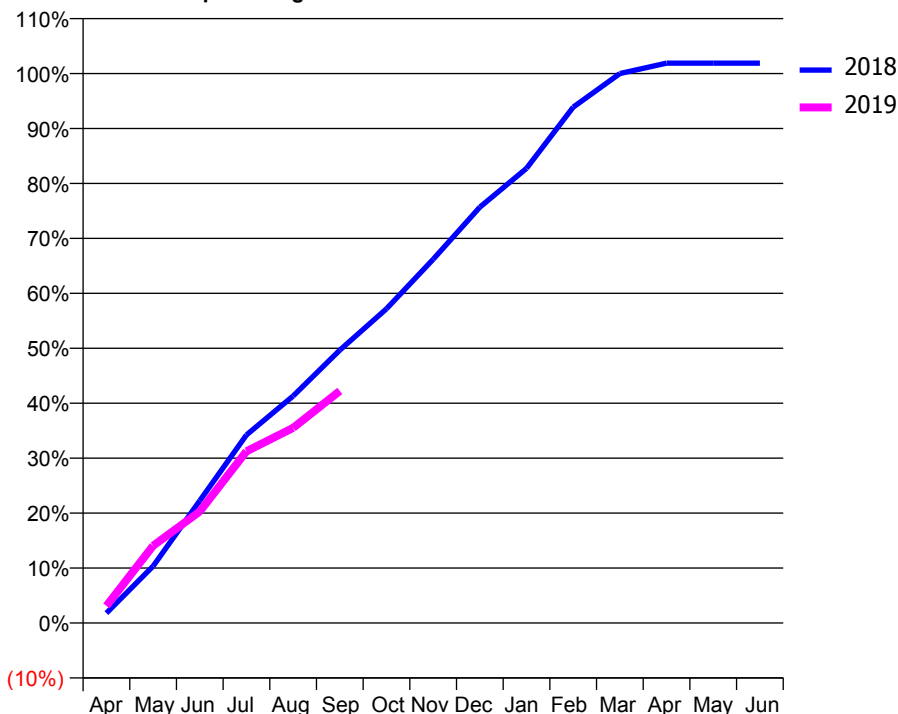
ACCESS*

Patients seen in 24 months	Total	Change since previous quarter
Quarter ending September 2017	2,804	
Quarter ending December 2017	2,738	↓
Quarter ending March 2018	2,705	↓
Quarter ending June 2018	2,686	→
Quarter ending September 2018	2,681	→
Variance since September 2017	(4.4%)	↓



ACTIVITY

Cumulative percentage of contracted UDA delivered 2018 & 2019



Adjusted Scheduled Activity (UDA)

Month	2018	2019
April	170	294
May	974	1,323
June	2,097	1,911
July	3,222	2,943
August	3,890	3,344
September	4,676	3,977
October	5,385	
November	6,233	
December	7,125	
January	7,790	
February	8,840	
March	9,415	
April	9,594	
May	9,594	
June	9,594	

QUALITY

	Quantity	Base Number	Contract	AT	Region	England
% of FP17s for the same patient ID Re-attending within 3 months - Children	42	402	10.4%	12.0%	12.2%	11.6%
% of FP17s for the same patient ID Re-attending within 3 months - Adults	259	1,338	19.4%	16.0%	15.8%	15.5%
% of FP17s for the same patient ID Re-attending between 3 & 9 months - Children	227	402	56.5%	58.2%	60.3%	58.8%
% of FP17s for the same patient ID Re-attending between 3 & 9 months - Adults	717	1,338	53.6%	51.6%	53.5%	51.1%
% of FP17s for Band 1 Urgent Courses	226	1,669	13.5%	10.1%	9.1%	9.0%
% of FP17s Relating to Free Repair or Replacements	10	1,669	0.6%	0.8%	1.0%	0.8%
% of FP17s Relating to Continuations	41	1,669	2.5%	0.9%	1.0%	0.9%
% of Patients satisfied with the dentistry they have received	2	2	N/A	94.9%	93.6%	93.3%
% of Patients satisfied with the time they had to wait for an appointment	2	2	N/A	89.4%	89.8%	88.9%

* This is based on patients treated on this contract for their most recent course of treatment. Figures in italics indicate the base number of FP17s or Patient Questionnaire responses are less than 100. N/A is shown where the base number of responses is less than 10 during the period. % is calculated as Quantity/Base number*100

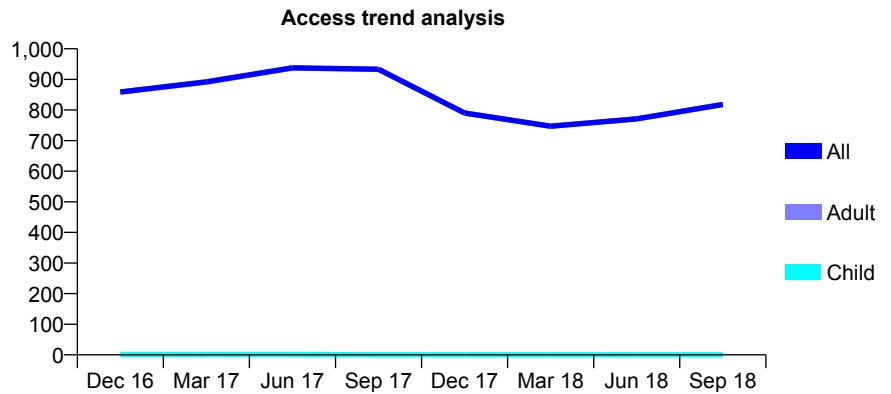
Q46 - Vital Signs At a Glance Contract Report for 935581/0001 - September 2018

Name or company name	MR MH AL-SHARKAWI
Contract type name	GDS Contract
Purpose of contract	General
Contract start date	01/04/2006
Contract end date	

18/19 Contracted general activity (UDA)	2,987
Carry forward general activity (UDA)	0
18/19 Contracted orthodontic activity (UOA)	0
Carry forward orthodontic activity (UOA)	0
Baseline contract value	£99,375.04

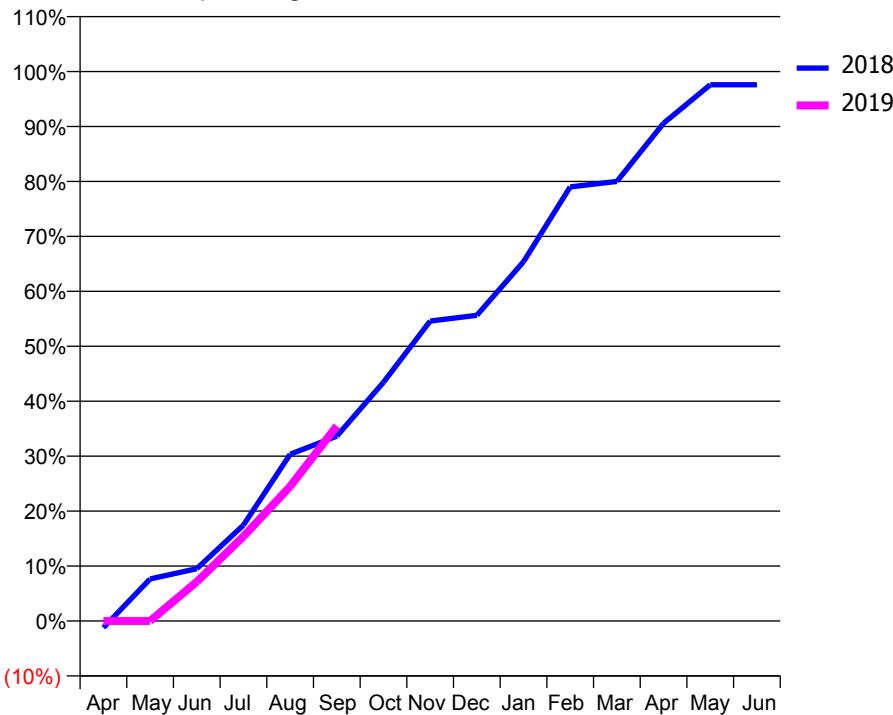
ACCESS*

Patients seen in 24 months	Total	Change since previous quarter
Quarter ending September 2017	933	
Quarter ending December 2017	790	↓
Quarter ending March 2018	747	↓
Quarter ending June 2018	771	↑
Quarter ending September 2018	818	↑
Variance since September 2017	(12.3%)	↓



ACTIVITY

Cumulative percentage of contracted UDA delivered 2018 & 2019



Month	Adjusted Scheduled Activity (UDA)	
	2018	2019
April	-37	0
May	229	0
June	284	213
July	522	460
August	906	731
September	1,005	1,060
October	1,298	
November	1,630	
December	1,662	
January	1,953	
February	2,359	
March	2,389	
April	2,706	
May	2,915	
June	2,915	

QUALITY

	Quantity	Base Number	Contract	AT	Region	England
% of FP17s for the same patient ID Re-attending within 3 months - Children	0	0	N/A	12.0%	12.2%	11.6%
% of FP17s for the same patient ID Re-attending within 3 months - Adults	12	287	4.2%	16.0%	15.8%	15.5%
% of FP17s for the same patient ID Re-attending between 3 & 9 months - Children	0	0	N/A	58.2%	60.3%	58.8%
% of FP17s for the same patient ID Re-attending between 3 & 9 months - Adults	15	287	5.2%	51.6%	53.5%	51.1%
% of FP17s for Band 1 Urgent Courses	15	221	6.8%	10.1%	9.1%	9.0%
% of FP17s Relating to Free Repair or Replacements	0	221	0.0%	0.8%	1.0%	0.8%
% of FP17s Relating to Continuations	0	221	0.0%	0.9%	1.0%	0.9%
% of Patients satisfied with the dentistry they have received	1	1	N/A	94.9%	93.6%	93.3%
% of Patients satisfied with the time they had to wait for an appointment	1	1	N/A	89.4%	89.8%	88.9%

* This is based on patients treated on this contract for their most recent course of treatment. Figures in italics indicate the base number of FP17s or Patient Questionnaire responses are less than 100. N/A is shown where the base number of responses is less than 10 during the period. % is calculated as Quantity/Base number*100

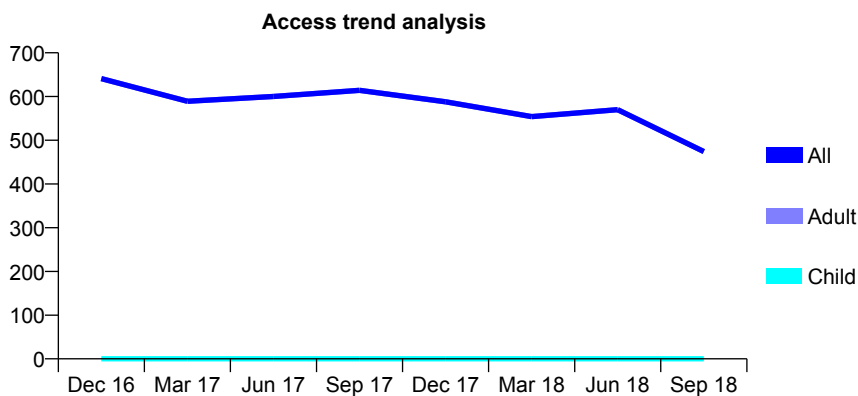
Q46 - Vital Signs At a Glance Contract Report for 935581/0004 - September 2018

Name or company name	MR MH AL-SHARKAWI
Contract type name	GDS Contract
Purpose of contract	General
Contract start date	01/05/2010
Contract end date	

18/19 Contracted general activity (UDA)	2,000
Carry forward general activity (UDA)	0
18/19 Contracted orthodontic activity (UOA)	0
Carry forward orthodontic activity (UOA)	0
Baseline contract value	£54,426.93

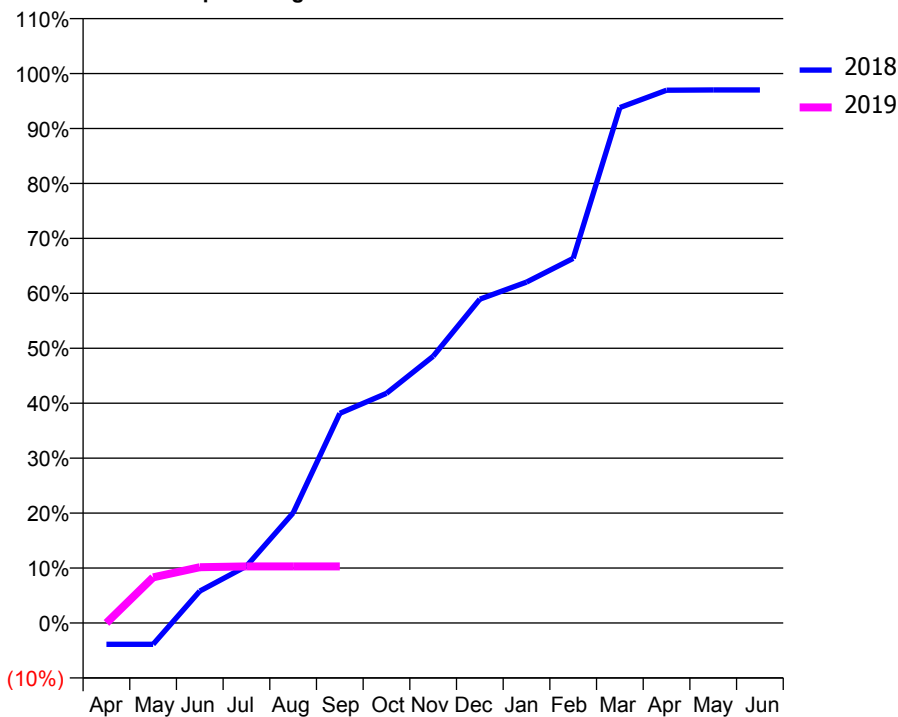
ACCESS*

Patients seen in 24 months	Total	Change since previous quarter
Quarter ending September 2017	614	
Quarter ending December 2017	588	↓
Quarter ending March 2018	554	↓
Quarter ending June 2018	570	↑
Quarter ending September 2018	474	↓
Variance since September 2017	(22.8%)	↓



ACTIVITY

Cumulative percentage of contracted UDA delivered 2018 & 2019



Month	Adjusted Scheduled Activity (UDA)	
	2018	2019
April	-78	0
May	-78	166
June	116	203
July	207	206
August	401	206
September	763	206
October	836	
November	971	
December	1,179	
January	1,241	
February	1,327	
March	1,876	
April	1,939	
May	1,940	
June	1,940	

QUALITY

	Quantity	Base Number	Contract	AT	Region	England
% of FP17s for the same patient ID Re-attending within 3 months - Children	0	0	N/A	12.0%	12.2%	11.6%
% of FP17s for the same patient ID Re-attending within 3 months - Adults	6	98	6.1%	16.0%	15.8%	15.5%
% of FP17s for the same patient ID Re-attending between 3 & 9 months - Children	0	0	N/A	58.2%	60.3%	58.8%
% of FP17s for the same patient ID Re-attending between 3 & 9 months - Adults	5	98	5.1%	51.6%	53.5%	51.1%
% of FP17s for Band 1 Urgent Courses	16	80	20.0%	10.1%	9.1%	9.0%
% of FP17s Relating to Free Repair or Replacements	0	80	0.0%	0.8%	1.0%	0.8%
% of FP17s Relating to Continuations	0	80	0.0%	0.9%	1.0%	0.9%
% of Patients satisfied with the dentistry they have received	1	1	N/A	94.9%	93.6%	93.3%
% of Patients satisfied with the time they had to wait for an appointment	1	1	N/A	89.4%	89.8%	88.9%

* This is based on patients treated on this contract for their most recent course of treatment. Figures in italics indicate the base number of FP17s or Patient Questionnaire responses are less than 100. N/A is shown where the base number of responses is less than 10 during the period. % is calculated as Quantity/Base number*100

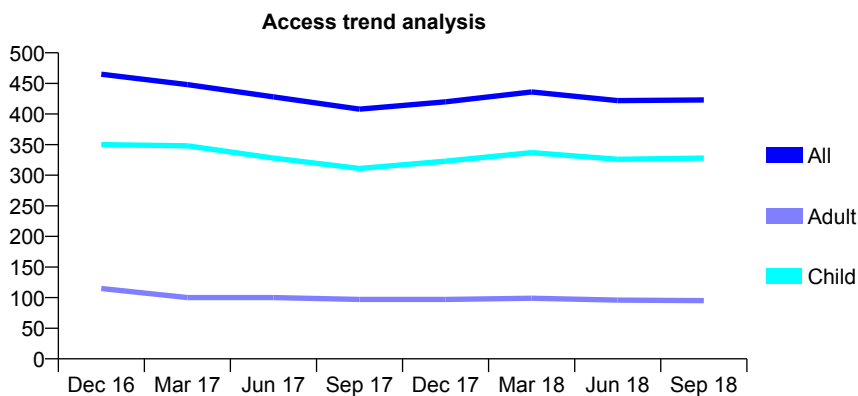
Q46 - Vital Signs At a Glance Contract Report for 951366/0001 - September 2018

Name or company name	MR T IDREES
Contract type name	GDS Contract
Purpose of contract	General
Contract start date	01/10/2009
Contract end date	

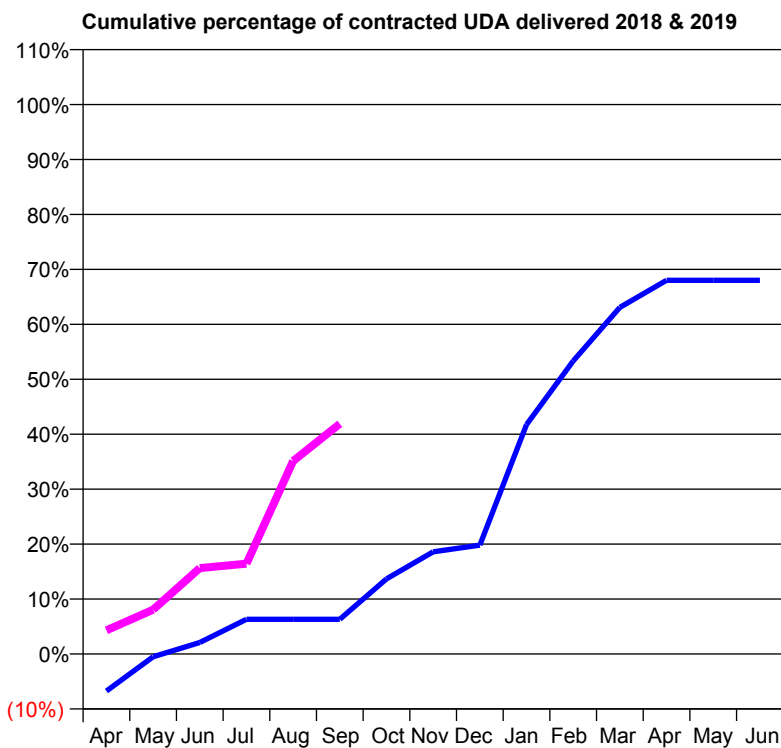
18/19 Contracted general activity (UDA)	1,140
Carry forward general activity (UDA)	0
18/19 Contracted orthodontic activity (UOA)	0
Carry forward orthodontic activity (UOA)	0
Baseline contract value	£28,441.28

ACCESS*

Patients seen in 24 months	Total	Change since previous quarter
Quarter ending September 2017	408	
Quarter ending December 2017	420	↑
Quarter ending March 2018	436	↑
Quarter ending June 2018	422	↓
Quarter ending September 2018	423	→
Variance since September 2017	3.7%	↑



ACTIVITY



Adjusted Scheduled Activity (UDA)		
Month	2018	2019
April	-77	49
May	-6	92
June	24	178
July	72	187
August	72	400
September	72	478
October	156	
November	212	
December	226	
January	476	
February	608	
March	719	
April	775	
May	775	
June	775	

QUALITY

	Quantity	Base Number	Contract	AT	Region	England
% of FP17s for the same patient ID Re-attending within 3 months - Children	17	241	7.1%	12.0%	12.2%	11.6%
% of FP17s for the same patient ID Re-attending within 3 months - Adults	1	53	1.9%	16.0%	15.8%	15.5%
% of FP17s for the same patient ID Re-attending between 3 & 9 months - Children	164	241	68.0%	58.2%	60.3%	58.8%
% of FP17s for the same patient ID Re-attending between 3 & 9 months - Adults	33	53	62.3%	51.6%	53.5%	51.1%
% of FP17s for Band 1 Urgent Courses	3	269	1.1%	10.1%	9.1%	9.0%
% of FP17s Relating to Free Repair or Replacements	0	269	0.0%	0.8%	1.0%	0.8%
% of FP17s Relating to Continuations	0	269	0.0%	0.9%	1.0%	0.9%
% of Patients satisfied with the dentistry they have received	0	0	N/A	94.9%	93.6%	93.3%
% of Patients satisfied with the time they had to wait for an appointment	0	0	N/A	89.4%	89.8%	88.9%

* This is based on patients treated on this contract for their most recent course of treatment. Figures in italics indicate the base number of FP17s or Patient Questionnaire responses are less than 100. N/A is shown where the base number of responses is less than 10 during the period. % is calculated as Quantity/Base number*100

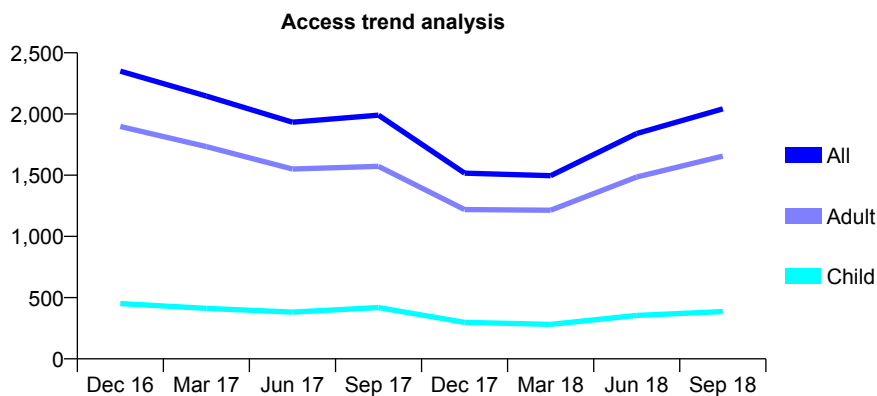
Q46 - Vital Signs At a Glance Contract Report for 951404/0001 - September 2018

Name or company name	St Ann Partnership
Contract type name	GDS Contract
Purpose of contract	General
Contract start date	01/04/2006
Contract end date	

18/19 Contracted general activity (UDA)	7,792
Carry forward general activity (UDA)	0
18/19 Contracted orthodontic activity (UOA)	0
Carry forward orthodontic activity (UOA)	0
Baseline contract value	£190,752.34

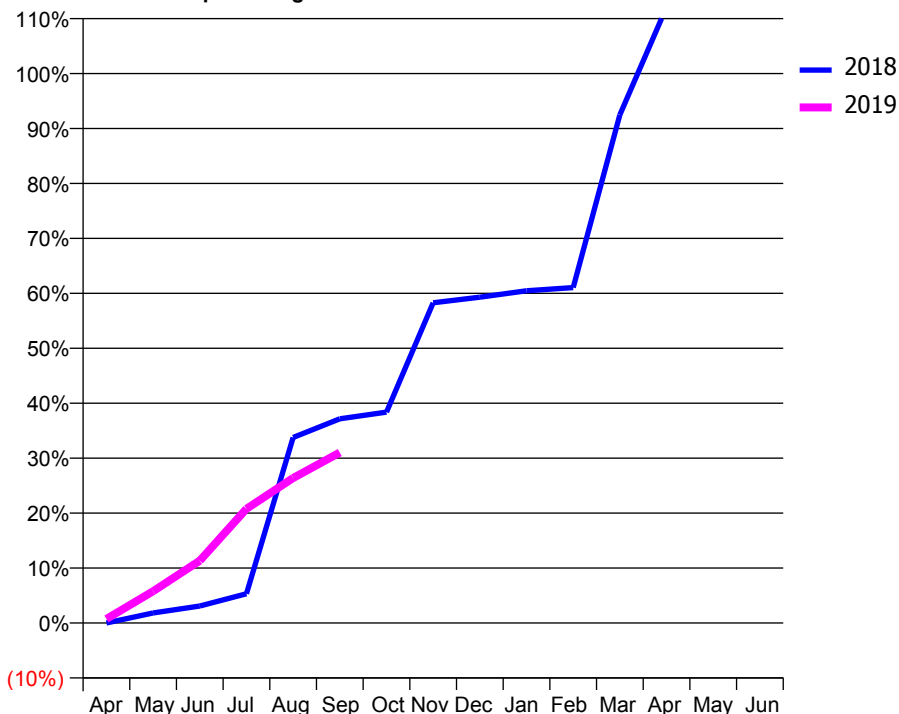
ACCESS*

Patients seen in 24 months	Total	Change since previous quarter
Quarter ending September 2017	1,991	
Quarter ending December 2017	1,517	↓
Quarter ending March 2018	1,496	↓
Quarter ending June 2018	1,840	↑
Quarter ending September 2018	2,042	↑
Variance since September 2017	2.6%	↑



ACTIVITY

Cumulative percentage of contracted UDA delivered 2018 & 2019



Adjusted Scheduled Activity (UDA)		
Month	2018	2019
April	0	58
May	71	451
June	121	883
July	207	1,620
August	1,315	2,056
September	1,448	2,417
October	1,495	
November	2,271	
December	2,310	
January	2,356	
February	2,378	
March	3,604	
April	4,366	
May	4,395	
June	4,395	

QUALITY

	Quantity	Base Number	Contract	AT	Region	England
% of FP17s for the same patient ID Re-attending within 3 months - Children	15	300	5.0%	12.0%	12.2%	11.6%
% of FP17s for the same patient ID Re-attending within 3 months - Adults	140	1,270	11.0%	16.0%	15.8%	15.5%
% of FP17s for the same patient ID Re-attending between 3 & 9 months - Children	76	300	25.3%	58.2%	60.3%	58.8%
% of FP17s for the same patient ID Re-attending between 3 & 9 months - Adults	284	1,270	22.4%	51.6%	53.5%	51.1%
% of FP17s for Band 1 Urgent Courses	133	1,182	11.3%	10.1%	9.1%	9.0%
% of FP17s Relating to Free Repair or Replacements	8	1,182	0.7%	0.8%	1.0%	0.8%
% of FP17s Relating to Continuations	0	1,182	0.0%	0.9%	1.0%	0.9%
% of Patients satisfied with the dentistry they have received	2	2	N/A	94.9%	93.6%	93.3%
% of Patients satisfied with the time they had to wait for an appointment	1	2	N/A	89.4%	89.8%	88.9%

* This is based on patients treated on this contract for their most recent course of treatment. Figures in italics indicate the base number of FP17s or Patient Questionnaire responses are less than 100. N/A is shown where the base number of responses is less than 10 during the period. % is calculated as Quantity/Base number*100

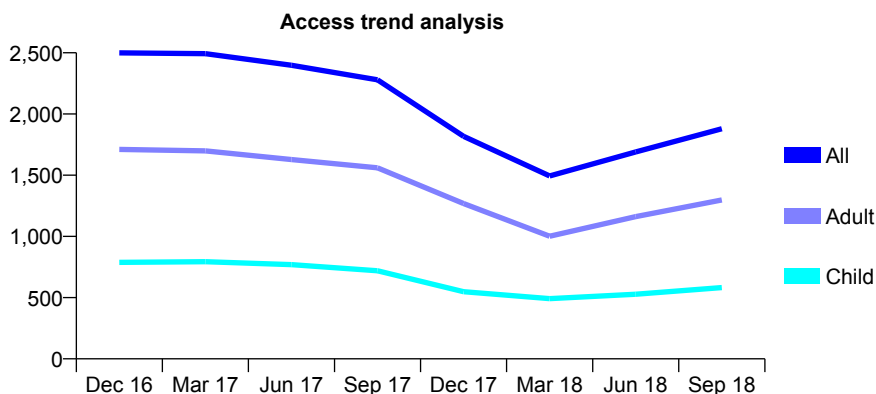
Q46 - Vital Signs At a Glance Contract Report for 959588/0001 - September 2018

Name or company name	MR A KHAN
Contract type name	GDS Contract
Purpose of contract	General
Contract start date	01/04/2006
Contract end date	

18/19 Contracted general activity (UDA)	7,081
Carry forward general activity (UDA)	0
18/19 Contracted orthodontic activity (UOA)	0
Carry forward orthodontic activity (UOA)	0
Baseline contract value	£211,319.22

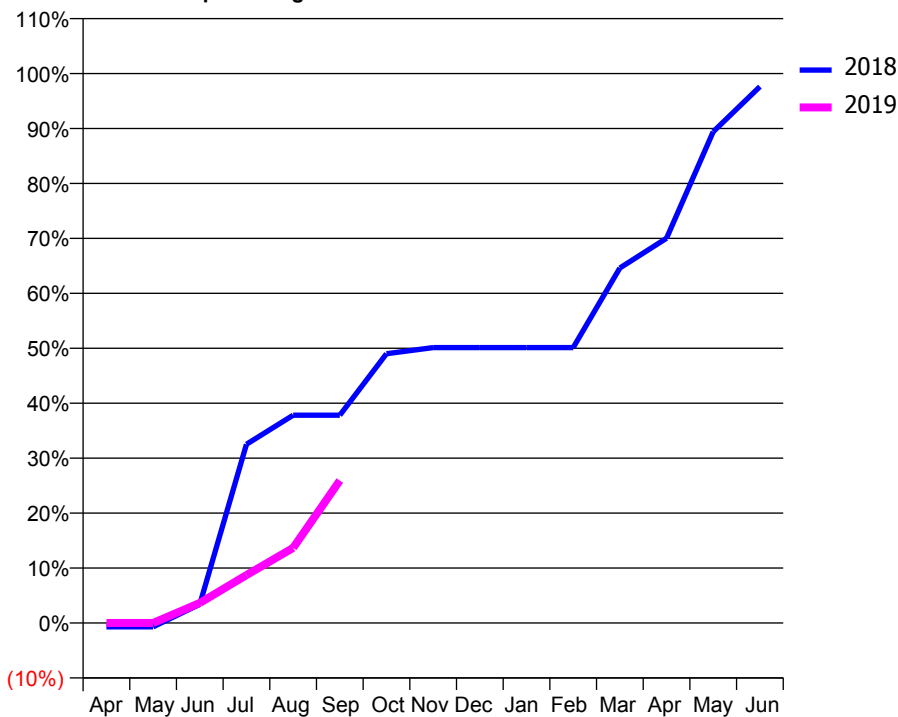
ACCESS*

Patients seen in 24 months	Total	Change since previous quarter
Quarter ending September 2017	2,279	
Quarter ending December 2017	1,817	↓
Quarter ending March 2018	1,494	↓
Quarter ending June 2018	1,690	↑
Quarter ending September 2018	1,880	↑
Variance since September 2017	(17.5%)	↓



ACTIVITY

Cumulative percentage of contracted UDA delivered 2018 & 2019



Adjusted Scheduled Activity (UDA)

Month	2018	2019
April	-34	0
May	-34	0
June	161	258
July	1,536	618
August	1,786	968
September	1,786	1,836
October	2,314	
November	2,366	
December	2,366	
January	2,366	
February	2,366	
March	3,051	
April	3,305	
May	4,221	
June	4,608	

QUALITY

	Quantity	Base Number	Contract	AT	Region	England
% of FP17s for the same patient ID Re-attending within 3 months - Children	32	360	8.9%	12.0%	12.2%	11.6%
% of FP17s for the same patient ID Re-attending within 3 months - Adults	133	924	14.4%	16.0%	15.8%	15.5%
% of FP17s for the same patient ID Re-attending between 3 & 9 months - Children	100	360	27.8%	58.2%	60.3%	58.8%
% of FP17s for the same patient ID Re-attending between 3 & 9 months - Adults	148	924	16.0%	51.6%	53.5%	51.1%
% of FP17s for Band 1 Urgent Courses	48	829	5.8%	10.1%	9.1%	9.0%
% of FP17s Relating to Free Repair or Replacements	15	829	1.8%	0.8%	1.0%	0.8%
% of FP17s Relating to Continuations	12	829	1.4%	0.9%	1.0%	0.9%
% of Patients satisfied with the dentistry they have received	0	0	N/A	94.9%	93.6%	93.3%
% of Patients satisfied with the time they had to wait for an appointment	0	0	N/A	89.4%	89.8%	88.9%

* This is based on patients treated on this contract for their most recent course of treatment. Figures in italics indicate the base number of FP17s or Patient Questionnaire responses are less than 100. N/A is shown where the base number of responses is less than 10 during the period. % is calculated as Quantity/Base number*100

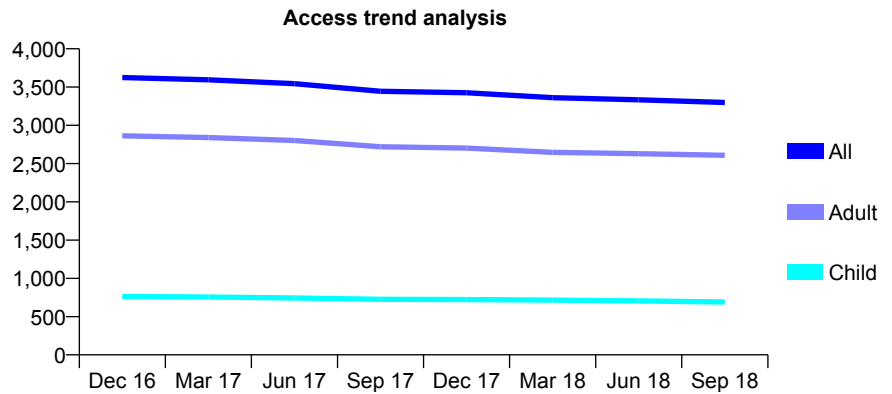
Q46 - Vital Signs At a Glance Contract Report for 959782/0003 - September 2018

Name or company name	MR J MUSA
Contract type name	GDS Contract
Purpose of contract	General
Contract start date	01/09/2013
Contract end date	

18/19 Contracted general activity (UDA)	14,431
Carry forward general activity (UDA)	0
18/19 Contracted orthodontic activity (UOA)	0
Carry forward orthodontic activity (UOA)	0
Baseline contract value	£389,100.09

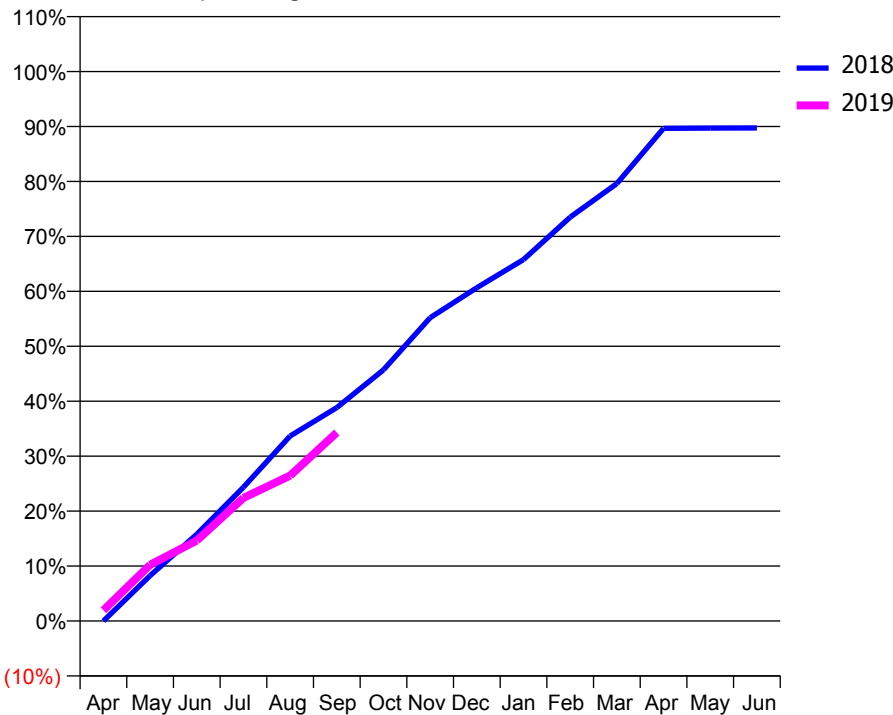
ACCESS*

Patients seen in 24 months	Total	Change since previous quarter
Quarter ending September 2017	3,445	
Quarter ending December 2017	3,426	→
Quarter ending March 2018	3,362	↓
Quarter ending June 2018	3,334	→
Quarter ending September 2018	3,299	↓
Variance since September 2017	(4.2%)	↓



ACTIVITY

Cumulative percentage of contracted UDA delivered 2018 & 2019



Month	Adjusted Scheduled Activity (UDA)	
	2018	2019
April	0	281
May	1,193	1,475
June	2,279	2,115
July	3,514	3,235
August	4,859	3,821
September	5,603	4,950
October	6,598	
November	7,966	
December	8,755	
January	9,491	
February	10,605	
March	11,489	
April	12,938	
May	12,945	
June	12,948	

QUALITY

	Quantity	Base Number	Contract	AT	Region	England
% of FP17s for the same patient ID Re-attending within 3 months - Children	49	572	8.6%	12.0%	12.2%	11.6%
% of FP17s for the same patient ID Re-attending within 3 months - Adults	429	2,115	20.3%	16.0%	15.8%	15.5%
% of FP17s for the same patient ID Re-attending between 3 & 9 months - Children	339	572	59.3%	58.2%	60.3%	58.8%
% of FP17s for the same patient ID Re-attending between 3 & 9 months - Adults	1,232	2,115	58.3%	51.6%	53.5%	51.1%
% of FP17s for Band 1 Urgent Courses	154	2,129	7.2%	10.1%	9.1%	9.0%
% of FP17s Relating to Free Repair or Replacements	89	2,129	4.2%	0.8%	1.0%	0.8%
% of FP17s Relating to Continuations	33	2,129	1.6%	0.9%	1.0%	0.9%
% of Patients satisfied with the dentistry they have received	2	2	N/A	94.9%	93.6%	93.3%
% of Patients satisfied with the time they had to wait for an appointment	1	2	N/A	89.4%	89.8%	88.9%

* This is based on patients treated on this contract for their most recent course of treatment. Figures in italics indicate the base number of FP17s or Patient Questionnaire responses are less than 100. N/A is shown where the base number of responses is less than 10 during the period. % is calculated as Quantity/Base number*100

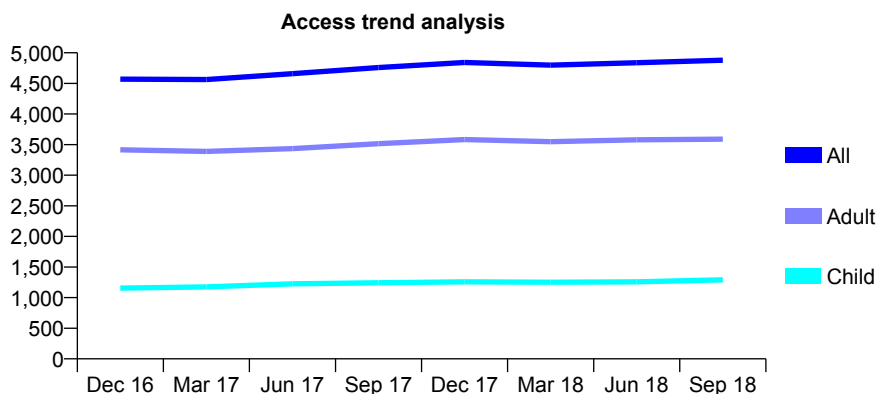
Q46 - Vital Signs At a Glance Contract Report for 959782/0004 - September 2018

Name or company name	MR J MUSA
Contract type name	GDS Contract
Purpose of contract	General
Contract start date	01/09/2013
Contract end date	

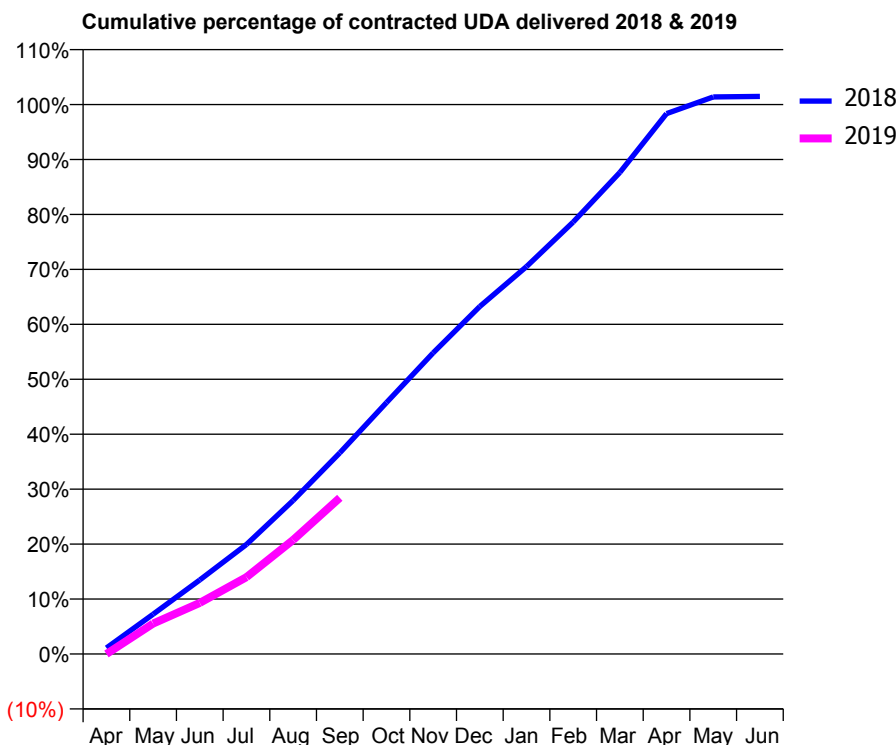
18/19 Contracted general activity (UDA)	16,900
Carry forward general activity (UDA)	0
18/19 Contracted orthodontic activity (UOA)	0
Carry forward orthodontic activity (UOA)	0
Baseline contract value	£415,092.52

ACCESS*

Patients seen in 24 months	Total	Change since previous quarter
Quarter ending September 2017	4,759	
Quarter ending December 2017	4,841	→
Quarter ending March 2018	4,799	→
Quarter ending June 2018	4,837	→
Quarter ending September 2018	4,880	→
Variance since September 2017	2.5%	↑



ACTIVITY



Month	Adjusted Scheduled Activity (UDA)	
	2018	2019
April	148	3
May	977	935
June	1,818	1,571
July	2,690	2,363
August	3,772	3,507
September	4,942	4,803
October	6,178	
November	7,399	
December	8,538	
January	9,520	
February	10,611	
March	11,831	
April	13,275	
May	13,685	
June	13,697	

QUALITY

	Quantity	Base Number	Contract	AT	Region	England
% of FP17s for the same patient ID Re-attending within 3 months - Children	55	981	5.6%	12.0%	12.2%	11.6%
% of FP17s for the same patient ID Re-attending within 3 months - Adults	253	2,635	9.6%	16.0%	15.8%	15.5%
% of FP17s for the same patient ID Re-attending between 3 & 9 months - Children	592	981	60.3%	58.2%	60.3%	58.8%
% of FP17s for the same patient ID Re-attending between 3 & 9 months - Adults	1,652	2,635	62.7%	51.6%	53.5%	51.1%
% of FP17s for Band 1 Urgent Courses	183	2,725	6.7%	10.1%	9.1%	9.0%
% of FP17s Relating to Free Repair or Replacements	24	2,725	0.9%	0.8%	1.0%	0.8%
% of FP17s Relating to Continuations	10	2,725	0.4%	0.9%	1.0%	0.9%
% of Patients satisfied with the dentistry they have received	0	0	N/A	94.9%	93.6%	93.3%
% of Patients satisfied with the time they had to wait for an appointment	0	0	N/A	89.4%	89.8%	88.9%

* This is based on patients treated on this contract for their most recent course of treatment. Figures in italics indicate the base number of FP17s or Patient Questionnaire responses are less than 100. N/A is shown where the base number of responses is less than 10 during the period. % is calculated as Quantity/Base number*100

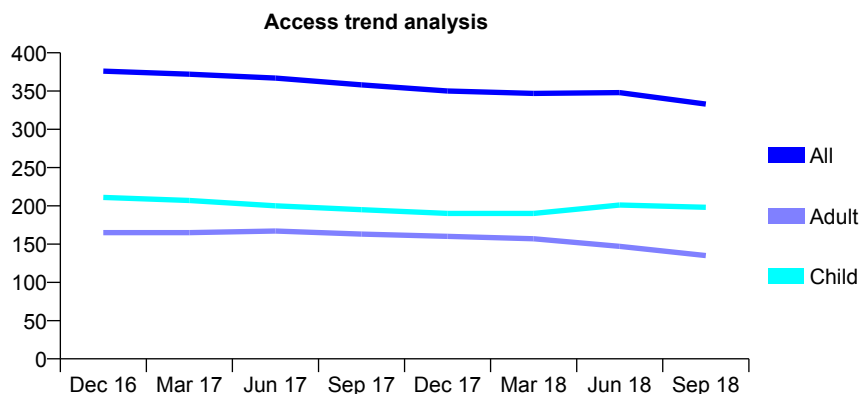
Q46 - Vital Signs At a Glance Contract Report for 960888/0001 - September 2018

Name or company name	MR SW ANDERTON
Contract type name	GDS Contract
Purpose of contract	General
Contract start date	01/12/2007
Contract end date	

18/19 Contracted general activity (UDA)	1,200
Carry forward general activity (UDA)	0
18/19 Contracted orthodontic activity (UOA)	0
Carry forward orthodontic activity (UOA)	0
Baseline contract value	£25,248.00

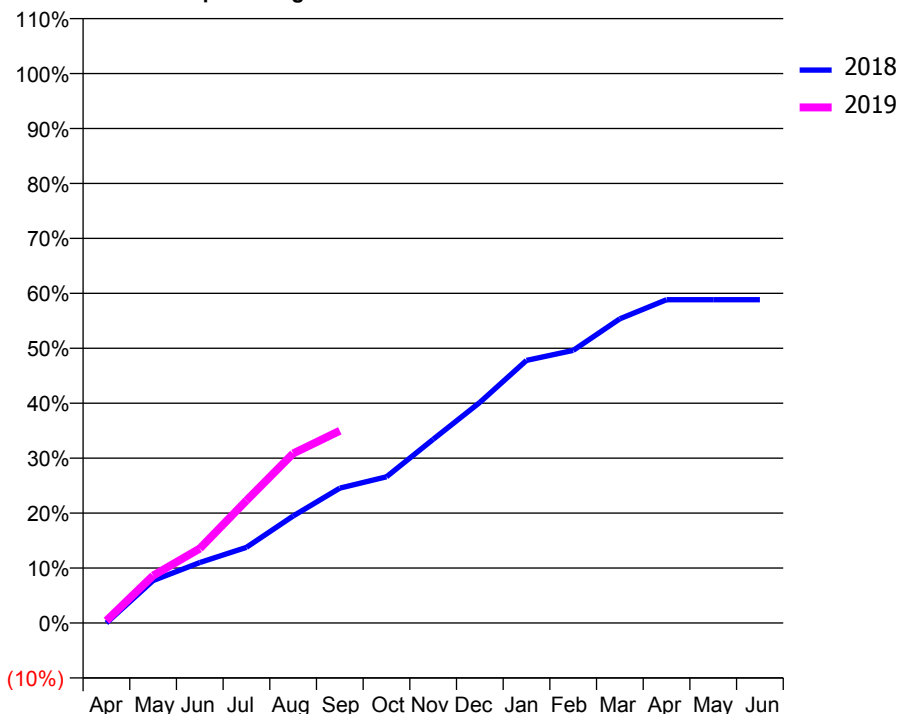
ACCESS*

Patients seen in 24 months	Total	Change since previous quarter
Quarter ending September 2017	358	
Quarter ending December 2017	350	↓
Quarter ending March 2018	347	→
Quarter ending June 2018	348	→
Quarter ending September 2018	333	↓
Variance since September 2017	(7.0%)	↓



ACTIVITY

Cumulative percentage of contracted UDA delivered 2018 & 2019



Adjusted Scheduled Activity (UDA)		
Month	2018	2019
April	0	5
May	131	103
June	187	163
July	234	267
August	331	370
September	417	420
October	452	
November	568	
December	682	
January	812	
February	843	
March	941	
April	1,000	
May	1,000	
June	1,000	

QUALITY

	Quantity	Base Number	Contract	AT	Region	England
% of FP17s for the same patient ID Re-attending within 3 months - Children	8	178	4.5%	12.0%	12.2%	11.6%
% of FP17s for the same patient ID Re-attending within 3 months - Adults	9	80	11.3%	16.0%	15.8%	15.5%
% of FP17s for the same patient ID Re-attending between 3 & 9 months - Children	129	178	72.5%	58.2%	60.3%	58.8%
% of FP17s for the same patient ID Re-attending between 3 & 9 months - Adults	59	80	73.8%	51.6%	53.5%	51.1%
% of FP17s for Band 1 Urgent Courses	9	234	3.8%	10.1%	9.1%	9.0%
% of FP17s Relating to Free Repair or Replacements	0	234	0.0%	0.8%	1.0%	0.8%
% of FP17s Relating to Continuations	0	234	0.0%	0.9%	1.0%	0.9%
% of Patients satisfied with the dentistry they have received	0	0	N/A	94.9%	93.6%	93.3%
% of Patients satisfied with the time they had to wait for an appointment	0	0	N/A	89.4%	89.8%	88.9%

* This is based on patients treated on this contract for their most recent course of treatment. Figures in italics indicate the base number of FP17s or Patient Questionnaire responses are less than 100. N/A is shown where the base number of responses is less than 10 during the period. % is calculated as Quantity/Base number*100

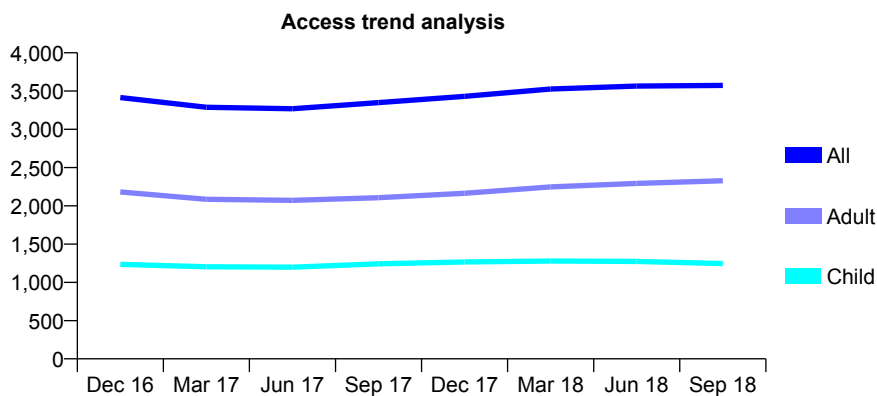
Q46 - Vital Signs At a Glance Contract Report for 962872/0001 - September 2018

Name or company name	MR SC LI
Contract type name	GDS Contract
Purpose of contract	General
Contract start date	01/10/2011
Contract end date	

18/19 Contracted general activity (UDA)	10,303
Carry forward general activity (UDA)	0
18/19 Contracted orthodontic activity (UOA)	0
Carry forward orthodontic activity (UOA)	0
Baseline contract value	£369,675.03

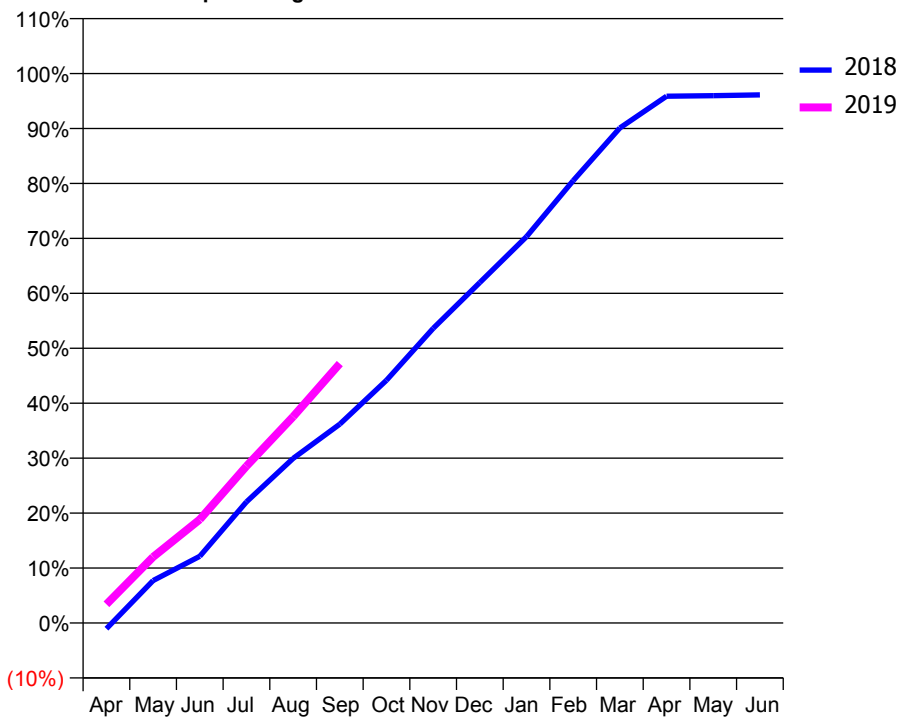
ACCESS*

Patients seen in 24 months	Total	Change since previous quarter
Quarter ending September 2017	3,349	
Quarter ending December 2017	3,431	↑
Quarter ending March 2018	3,526	↑
Quarter ending June 2018	3,565	→
Quarter ending September 2018	3,573	→
Variance since September 2017	6.7%	↑



ACTIVITY

Cumulative percentage of contracted UDA delivered 2018 & 2019



Month	Adjusted Scheduled Activity (UDA)	
	2018	2019
April	-109	351
May	797	1,238
June	1,251	1,941
July	2,272	2,941
August	3,086	3,869
September	3,729	4,864
October	4,552	
November	5,525	
December	6,384	
January	7,245	
February	8,294	
March	9,283	
April	9,877	
May	9,888	
June	9,902	

QUALITY

	Quantity	Base Number	Contract	AT	Region	England
% of FP17s for the same patient ID Re-attending within 3 months - Children	79	1,019	7.8%	12.0%	12.2%	11.6%
% of FP17s for the same patient ID Re-attending within 3 months - Adults	215	1,811	11.9%	16.0%	15.8%	15.5%
% of FP17s for the same patient ID Re-attending between 3 & 9 months - Children	639	1,019	62.7%	58.2%	60.3%	58.8%
% of FP17s for the same patient ID Re-attending between 3 & 9 months - Adults	1,044	1,811	57.6%	51.6%	53.5%	51.1%
% of FP17s for Band 1 Urgent Courses	203	2,609	7.8%	10.1%	9.1%	9.0%
% of FP17s Relating to Free Repair or Replacements	10	2,609	0.4%	0.8%	1.0%	0.8%
% of FP17s Relating to Continuations	7	2,609	0.3%	0.9%	1.0%	0.9%
% of Patients satisfied with the dentistry they have received	1	1	N/A	94.9%	93.6%	93.3%
% of Patients satisfied with the time they had to wait for an appointment	1	1	N/A	89.4%	89.8%	88.9%

* This is based on patients treated on this contract for their most recent course of treatment. Figures in italics indicate the base number of FP17s or Patient Questionnaire responses are less than 100. N/A is shown where the base number of responses is less than 10 during the period. % is calculated as Quantity/Base number*100

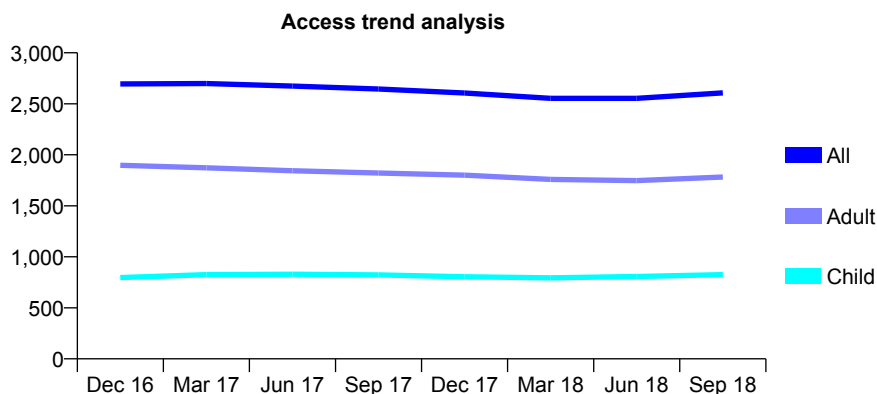
Q46 - Vital Signs At a Glance Contract Report for 967378/0001 - September 2018

Name or company name	MRS A VITKUNIENE
Contract type name	GDS Contract
Purpose of contract	General
Contract start date	01/04/2006
Contract end date	

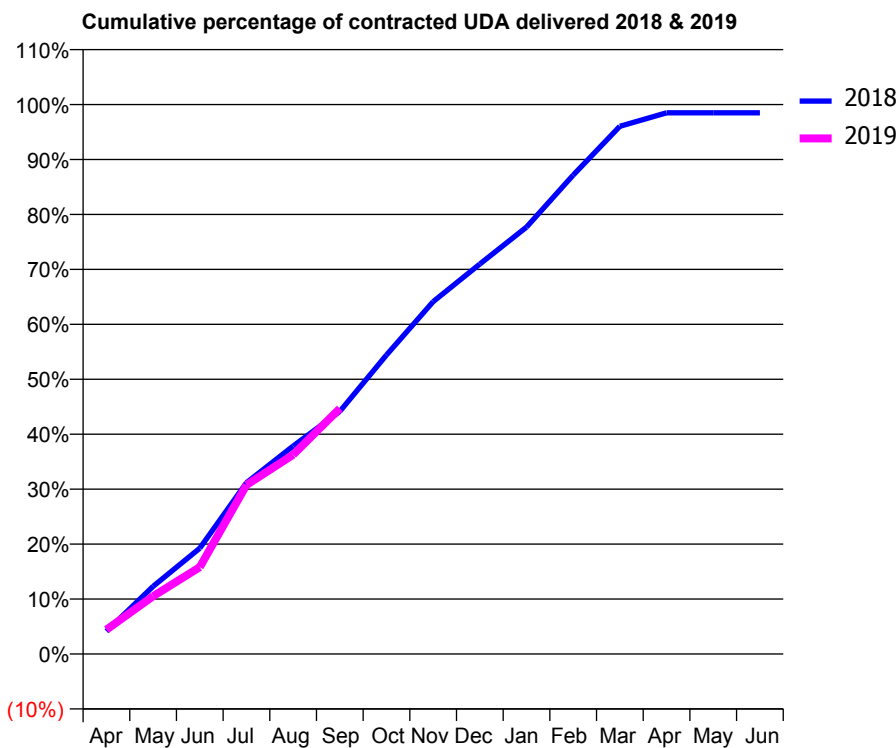
18/19 Contracted general activity (UDA)	8,185
Carry forward general activity (UDA)	0
18/19 Contracted orthodontic activity (UOA)	0
Carry forward orthodontic activity (UOA)	0
Baseline contract value	£221,172.52

ACCESS*

Patients seen in 24 months	Total	Change since previous quarter
Quarter ending September 2017	2,645	
Quarter ending December 2017	2,606	↓
Quarter ending March 2018	2,553	↓
Quarter ending June 2018	2,554	→
Quarter ending September 2018	2,607	↑
Variance since September 2017	(1.4%)	↓



ACTIVITY



Month	Adjusted Scheduled Activity (UDA)	
	2018	2019
April	338	362
May	1,008	862
June	1,576	1,294
July	2,551	2,517
August	3,097	2,969
September	3,613	3,658
October	4,454	
November	5,249	
December	5,808	
January	6,360	
February	7,134	
March	7,860	
April	8,062	
May	8,062	
June	8,062	

QUALITY

	Quantity	Base Number	Contract	AT	Region	England
% of FP17s for the same patient ID Re-attending within 3 months - Children	61	446	13.7%	12.0%	12.2%	11.6%
% of FP17s for the same patient ID Re-attending within 3 months - Adults	209	927	22.5%	16.0%	15.8%	15.5%
% of FP17s for the same patient ID Re-attending between 3 & 9 months - Children	138	446	30.9%	58.2%	60.3%	58.8%
% of FP17s for the same patient ID Re-attending between 3 & 9 months - Adults	228	927	24.6%	51.6%	53.5%	51.1%
% of FP17s for Band 1 Urgent Courses	350	1,304	26.8%	10.1%	9.1%	9.0%
% of FP17s Relating to Free Repair or Replacements	14	1,304	1.1%	0.8%	1.0%	0.8%
% of FP17s Relating to Continuations	4	1,304	0.3%	0.9%	1.0%	0.9%
% of Patients satisfied with the dentistry they have received	0	0	N/A	94.9%	93.6%	93.3%
% of Patients satisfied with the time they had to wait for an appointment	0	0	N/A	89.4%	89.8%	88.9%

* This is based on patients treated on this contract for their most recent course of treatment. Figures in italics indicate the base number of FP17s or Patient Questionnaire responses are less than 100. N/A is shown where the base number of responses is less than 10 during the period. % is calculated as Quantity/Base number*100

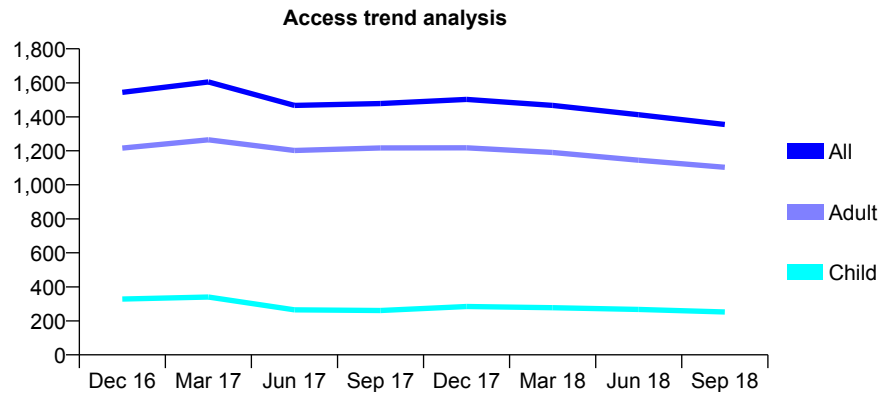
Q46 - Vital Signs At a Glance Contract Report for 982830/0001 - September 2018

Name or company name	MR GT BENNETT
Contract type name	GDS Contract
Purpose of contract	General
Contract start date	01/04/2006
Contract end date	

18/19 Contracted general activity (UDA)	6,562
Carry forward general activity (UDA)	0
18/19 Contracted orthodontic activity (UOA)	0
Carry forward orthodontic activity (UOA)	0
Baseline contract value	£164,069.99

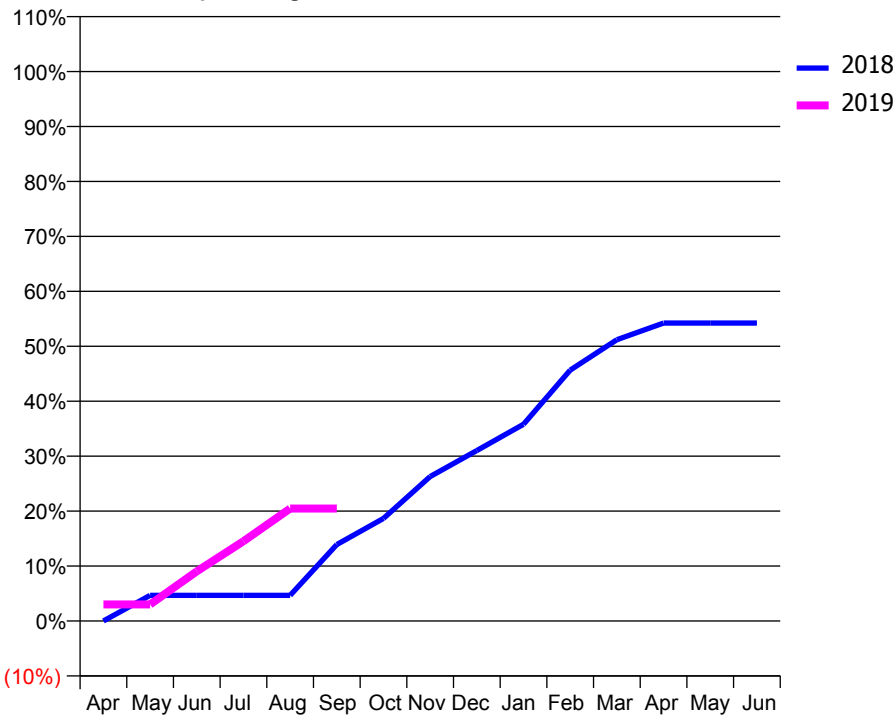
ACCESS*

Patients seen in 24 months	Total	Change since previous quarter
Quarter ending September 2017	1,478	
Quarter ending December 2017	1,502	→
Quarter ending March 2018	1,467	↓
Quarter ending June 2018	1,412	↓
Quarter ending September 2018	1,355	↓
Variance since September 2017	(8.3%)	↓



ACTIVITY

Cumulative percentage of contracted UDA delivered 2018 & 2019



Month	Adjusted Scheduled Activity (UDA)	
	2018	2019
April	0	199
May	306	199
June	306	594
July	306	952
August	306	1,343
September	913	1,343
October	1,225	
November	1,726	
December	2,036	
January	2,349	
February	2,996	
March	3,360	
April	3,558	
May	3,558	
June	3,558	

QUALITY

	Quantity	Base Number	Contract	AT	Region	England
% of FP17s for the same patient ID Re-attending within 3 months - Children	3	110	2.7%	12.0%	12.2%	11.6%
% of FP17s for the same patient ID Re-attending within 3 months - Adults	48	409	11.7%	16.0%	15.8%	15.5%
% of FP17s for the same patient ID Re-attending between 3 & 9 months - Children	27	110	24.5%	58.2%	60.3%	58.8%
% of FP17s for the same patient ID Re-attending between 3 & 9 months - Adults	104	409	25.4%	51.6%	53.5%	51.1%
% of FP17s for Band 1 Urgent Courses	44	452	9.7%	10.1%	9.1%	9.0%
% of FP17s Relating to Free Repair or Replacements	8	452	1.8%	0.8%	1.0%	0.8%
% of FP17s Relating to Continuations	14	452	3.1%	0.9%	1.0%	0.9%
% of Patients satisfied with the dentistry they have received	4	5	N/A	94.9%	93.6%	93.3%
% of Patients satisfied with the time they had to wait for an appointment	4	5	N/A	89.4%	89.8%	88.9%

* This is based on patients treated on this contract for their most recent course of treatment. Figures in italics indicate the base number of FP17s or Patient Questionnaire responses are less than 100. N/A is shown where the base number of responses is less than 10 during the period. % is calculated as Quantity/Base number*100

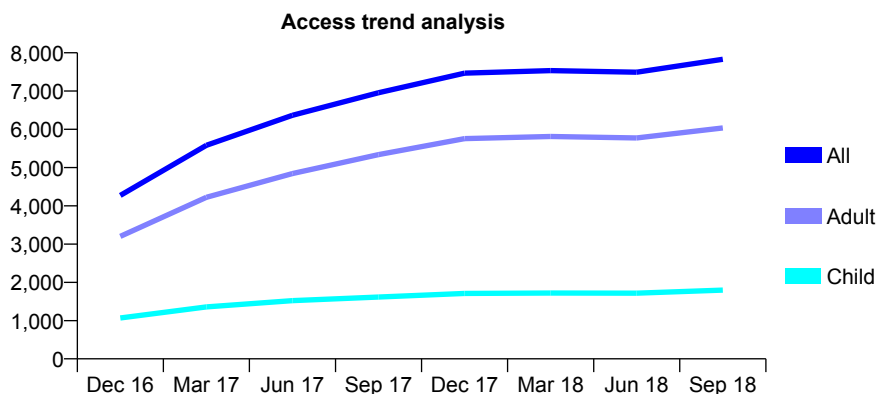
Q46 - Vital Signs At a Glance Contract Report for 990744/0002 - September 2018

Name or company name	Griffin Dental Partnership Ltd
Contract type name	GDS Contract
Purpose of contract	General
Contract start date	01/01/2016
Contract end date	

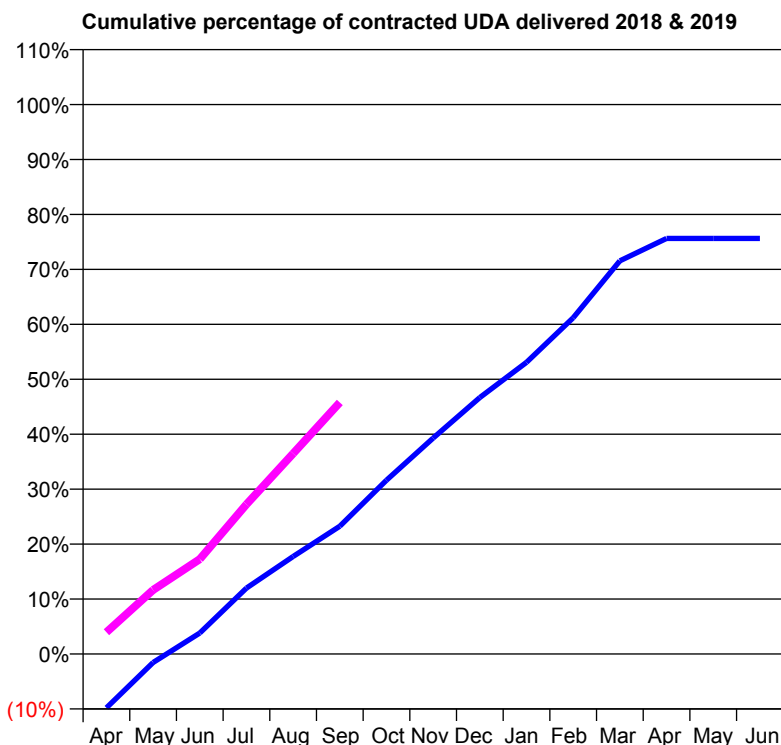
18/19 Contracted general activity (UDA)	23,529
Carry forward general activity (UDA)	0
18/19 Contracted orthodontic activity (UOA)	0
Carry forward orthodontic activity (UOA)	0
Baseline contract value	£800,670.05

ACCESS*

Patients seen in 24 months	Total	Change since previous quarter
Quarter ending September 2017	6,956	
Quarter ending December 2017	7,467	↑
Quarter ending March 2018	7,535	→
Quarter ending June 2018	7,492	→
Quarter ending September 2018	7,832	↑
Variance since September 2017	12.6%	↑



ACTIVITY



Month	Adjusted Scheduled Activity (UDA)	
	2018	2019
April	-2,310	931
May	-368	2,742
June	897	4,063
July	2,821	6,407
August	4,176	8,583
September	5,472	10,771
October	7,440	
November	9,246	
December	10,983	
January	12,488	
February	14,398	
March	16,837	
April	17,793	
May	17,796	
June	17,796	

QUALITY

	Quantity	Base Number	Contract	AT	Region	England
% of FP17s for the same patient ID Re-attending within 3 months - Children	123	1,023	12.0%	12.0%	12.2%	11.6%
% of FP17s for the same patient ID Re-attending within 3 months - Adults	573	3,248	17.6%	16.0%	15.8%	15.5%
% of FP17s for the same patient ID Re-attending between 3 & 9 months - Children	227	1,023	22.2%	58.2%	60.3%	58.8%
% of FP17s for the same patient ID Re-attending between 3 & 9 months - Adults	807	3,248	24.8%	51.6%	53.5%	51.1%
% of FP17s for Band 1 Urgent Courses	1,058	3,968	26.7%	10.1%	9.1%	9.0%
% of FP17s Relating to Free Repair or Replacements	29	3,968	0.7%	0.8%	1.0%	0.8%
% of FP17s Relating to Continuations	13	3,968	0.3%	0.9%	1.0%	0.9%
% of Patients satisfied with the dentistry they have received	1	1	N/A	94.9%	93.6%	93.3%
% of Patients satisfied with the time they had to wait for an appointment	1	1	N/A	89.4%	89.8%	88.9%

* This is based on patients treated on this contract for their most recent course of treatment. Figures in italics indicate the base number of FP17s or Patient Questionnaire responses are less than 100. N/A is shown where the base number of responses is less than 10 during the period. % is calculated as Quantity/Base number*100