

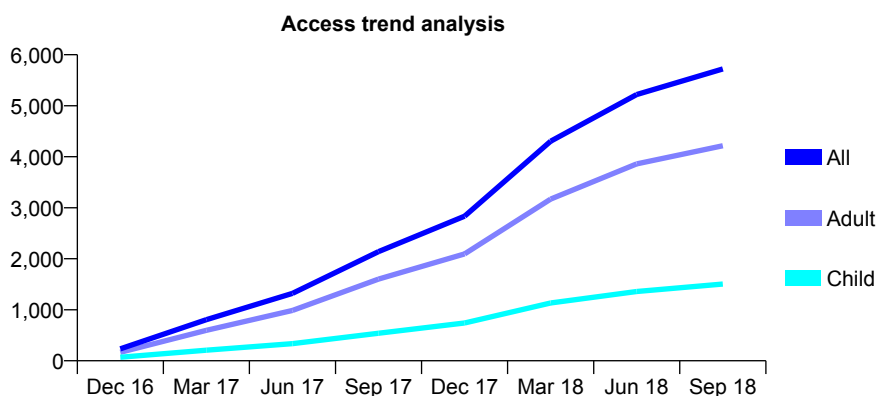
Q47 - Vital Signs At a Glance Contract Report for 100206/0000 - September 2018

Name or company name	Genix Healthcare Ltd
Contract type name	PDS Contract
Purpose of contract	General
Contract start date	10/10/2016
Contract end date	31/07/2026

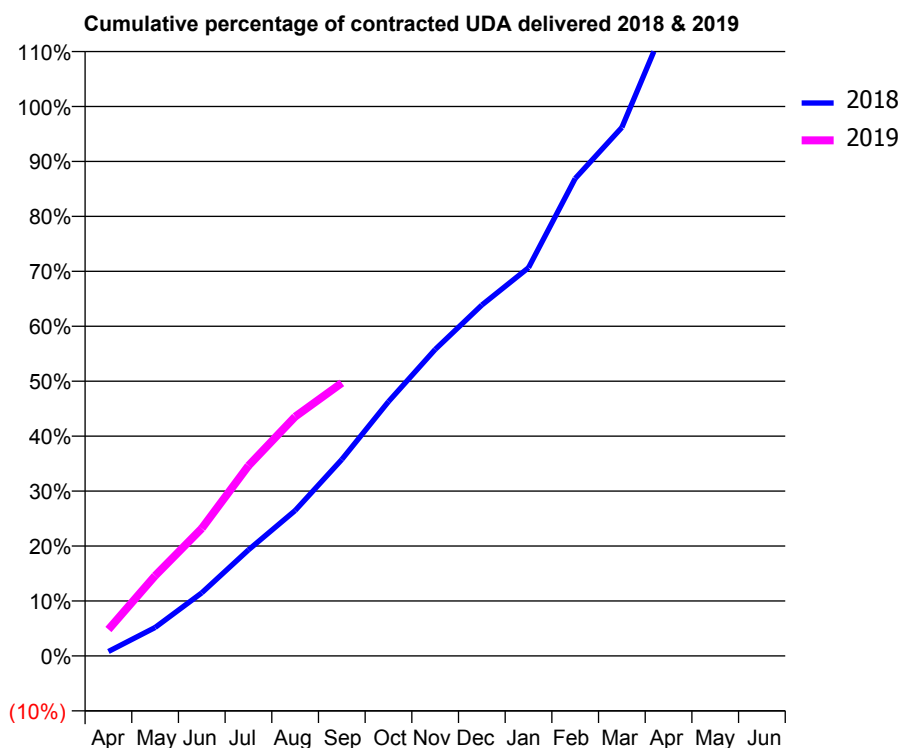
18/19 Contracted general activity (UDA)	17,063
Carry forward general activity (UDA)	0
18/19 Contracted orthodontic activity (UOA)	0
Carry forward orthodontic activity (UOA)	0
Baseline contract value	£477,774.00

ACCESS*

Patients seen in 24 months	Total	Change since previous quarter
Quarter ending September 2017	2,139	
Quarter ending December 2017	2,835	↑
Quarter ending March 2018	4,304	↑
Quarter ending June 2018	5,219	↑
Quarter ending September 2018	5,721	↑
Variance since September 2017	167.5%	↑



ACTIVITY



Month	Adjusted Scheduled Activity (UDA)	
	2018	2019
April	98	823
May	632	2,490
June	1,400	3,961
July	2,354	5,906
August	3,226	7,430
September	4,359	8,479
October	5,641	
November	6,798	
December	7,782	
January	8,612	
February	10,590	
March	11,724	
April	14,178	
May	14,305	
June	14,329	

QUALITY

	Quantity	Base Number	Contract	AT	Region	England
% of FP17s for the same patient ID Re-attending within 3 months - Children	105	1,303	8.1%	11.6%	12.2%	11.6%
% of FP17s for the same patient ID Re-attending within 3 months - Adults	426	3,694	11.5%	15.1%	15.8%	15.5%
% of FP17s for the same patient ID Re-attending between 3 & 9 months - Children	519	1,303	39.8%	58.6%	60.3%	58.8%
% of FP17s for the same patient ID Re-attending between 3 & 9 months - Adults	1,448	3,694	39.2%	51.5%	53.5%	51.1%
% of FP17s for Band 1 Urgent Courses	304	3,999	7.6%	10.7%	9.1%	9.0%
% of FP17s Relating to Free Repair or Replacements	18	3,999	0.5%	0.9%	1.0%	0.8%
% of FP17s Relating to Continuations	14	3,999	0.4%	0.9%	1.0%	0.9%
% of Patients satisfied with the dentistry they have received	3	3	N/A	93.2%	93.6%	93.3%
% of Patients satisfied with the time they had to wait for an appointment	3	3	N/A	88.5%	89.8%	88.9%

* This is based on patients treated on this contract for their most recent course of treatment. Figures in italics indicate the base number of FP17s or Patient Questionnaire responses are less than 100. N/A is shown where the base number of responses is less than 10 during the period. % is calculated as Quantity/Base number*100

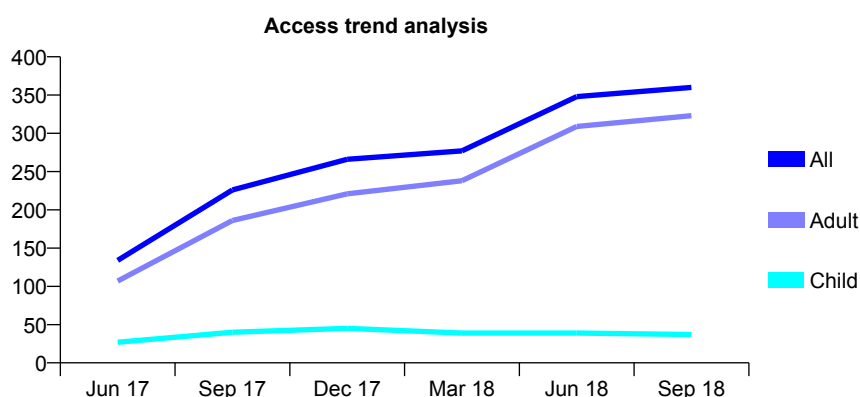
Q47 - Vital Signs At a Glance Contract Report for 100220/0000 - September 2018

Name or company name	Genix Healthcare Ltd
Contract type name	PDS Contract
Purpose of contract	General
Contract start date	10/10/2016
Contract end date	01/09/2026

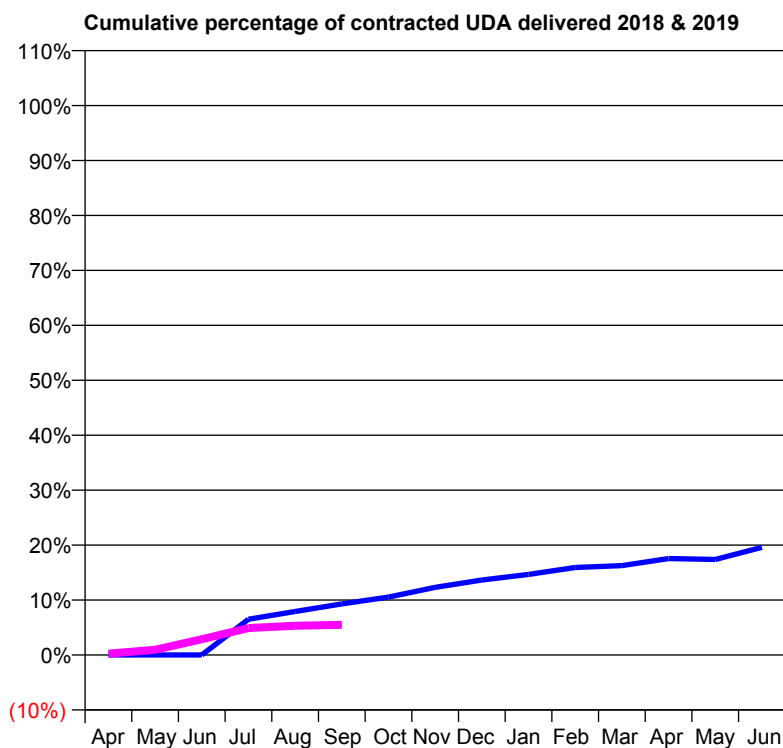
18/19 Contracted general activity (UDA)	8,558
Carry forward general activity (UDA)	0
18/19 Contracted orthodontic activity (UOA)	0
Carry forward orthodontic activity (UOA)	0
Baseline contract value	£239,622.00

ACCESS*

Patients seen in 24 months	Total	Change since previous quarter
Quarter ending September 2017	226	
Quarter ending December 2017	266	↑
Quarter ending March 2018	277	↑
Quarter ending June 2018	348	↑
Quarter ending September 2018	360	↑
Variance since September 2017	59.3%	↑



ACTIVITY



Month	Adjusted Scheduled Activity (UDA)	
	2018	2019
April	0	21
May	0	81
June	0	246
July	398	420
August	485	456
September	569	469
October	644	
November	753	
December	835	
January	896	
February	974	
March	995	
April	1,073	
May	1,064	
June	1,198	

QUALITY

	Quantity	Base Number	Contract	AT	Region	England
% of FP17s for the same patient ID Re-attending within 3 months - Children	0	37	0.0%	11.6%	12.2%	11.6%
% of FP17s for the same patient ID Re-attending within 3 months - Adults	14	261	5.4%	15.1%	15.8%	15.5%
% of FP17s for the same patient ID Re-attending between 3 & 9 months - Children	10	37	27.0%	58.6%	60.3%	58.8%
% of FP17s for the same patient ID Re-attending between 3 & 9 months - Adults	51	261	19.5%	51.5%	53.5%	51.1%
% of FP17s for Band 1 Urgent Courses	12	175	6.9%	10.7%	9.1%	9.0%
% of FP17s Relating to Free Repair or Replacements	1	175	0.6%	0.9%	1.0%	0.8%
% of FP17s Relating to Continuations	1	175	0.6%	0.9%	1.0%	0.9%
% of Patients satisfied with the dentistry they have received	0	0	N/A	93.2%	93.6%	93.3%
% of Patients satisfied with the time they had to wait for an appointment	0	0	N/A	88.5%	89.8%	88.9%

* This is based on patients treated on this contract for their most recent course of treatment. Figures in italics indicate the base number of FP17s or Patient Questionnaire responses are less than 100. N/A is shown where the base number of responses is less than 10 during the period. % is calculated as Quantity/Base number*100

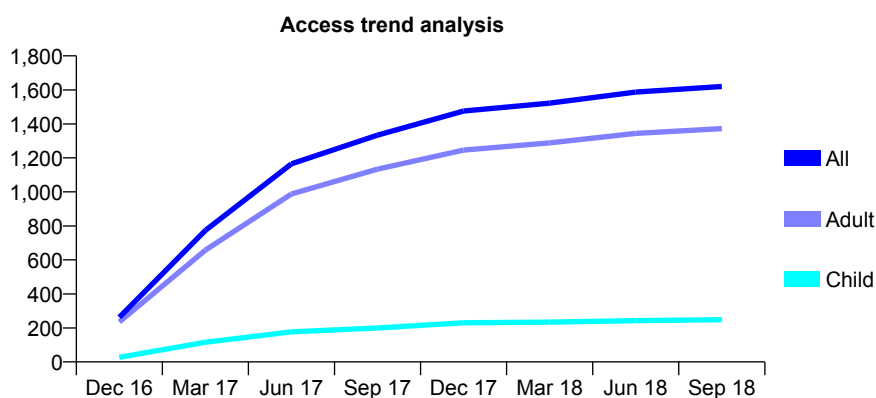
Q47 - Vital Signs At a Glance Contract Report for 100235/0000 - September 2018

Name or company name	Blackpool PCT
Contract type name	PDS Contract
Purpose of contract	General
Contract start date	01/04/2016
Contract end date	31/03/2019

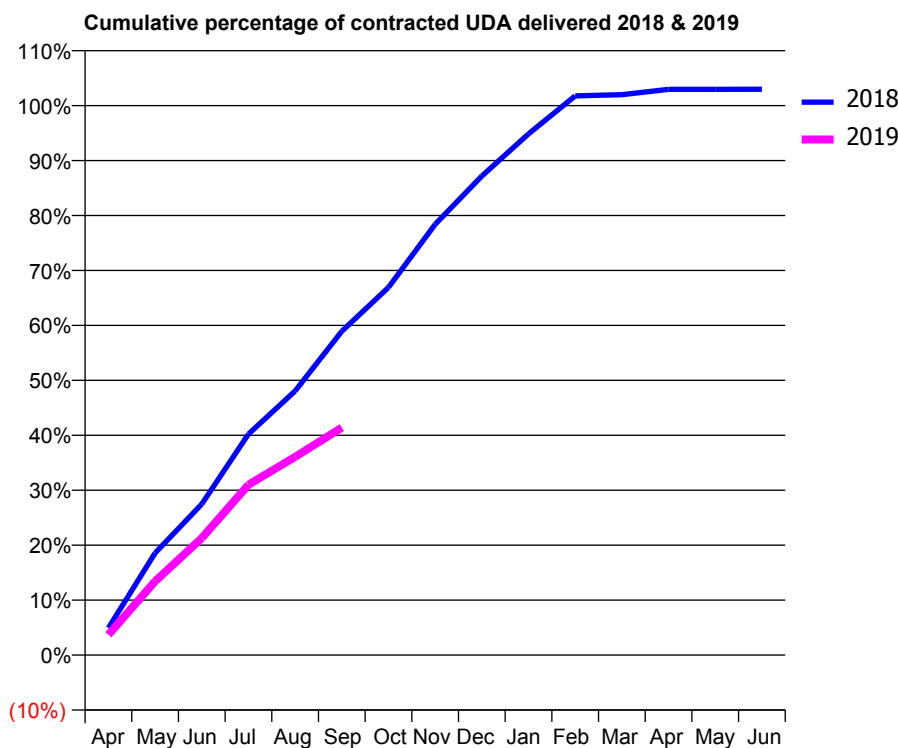
18/19 Contracted general activity (UDA)	6,200
Carry forward general activity (UDA)	0
18/19 Contracted orthodontic activity (UOA)	0
Carry forward orthodontic activity (UOA)	0
Baseline contract value	£0.00

ACCESS*

Patients seen in 24 months	Total	Change since previous quarter
Quarter ending September 2017	1,334	
Quarter ending December 2017	1,476	↑
Quarter ending March 2018	1,522	↑
Quarter ending June 2018	1,587	↑
Quarter ending September 2018	1,620	↑
Variance since September 2017	21.4%	↑



ACTIVITY



Month	Adjusted Scheduled Activity (UDA)	
	2018	2019
April	306	230
May	1,151	833
June	1,704	1,320
July	2,493	1,922
August	2,979	2,237
September	3,653	2,566
October	4,149	
November	4,860	
December	5,404	
January	5,881	
February	6,309	
March	6,322	
April	6,382	
May	6,382	
June	6,384	

QUALITY

	Quantity	Base Number	Contract	AT	Region	England
% of FP17s for the same patient ID Re-attending within 3 months - Children	8	152	5.3%	11.6%	12.2%	11.6%
% of FP17s for the same patient ID Re-attending within 3 months - Adults	112	764	14.7%	15.1%	15.8%	15.5%
% of FP17s for the same patient ID Re-attending between 3 & 9 months - Children	67	152	44.1%	58.6%	60.3%	58.8%
% of FP17s for the same patient ID Re-attending between 3 & 9 months - Adults	401	764	52.5%	51.5%	53.5%	51.1%
% of FP17s for Band 1 Urgent Courses	72	878	8.2%	10.7%	9.1%	9.0%
% of FP17s Relating to Free Repair or Replacements	26	878	3.0%	0.9%	1.0%	0.8%
% of FP17s Relating to Continuations	20	878	2.3%	0.9%	1.0%	0.9%
% of Patients satisfied with the dentistry they have received	2	2	N/A	93.2%	93.6%	93.3%
% of Patients satisfied with the time they had to wait for an appointment	2	2	N/A	88.5%	89.8%	88.9%

* This is based on patients treated on this contract for their most recent course of treatment. Figures in italics indicate the base number of FP17s or Patient Questionnaire responses are less than 100. N/A is shown where the base number of responses is less than 10 during the period. % is calculated as Quantity/Base number*100

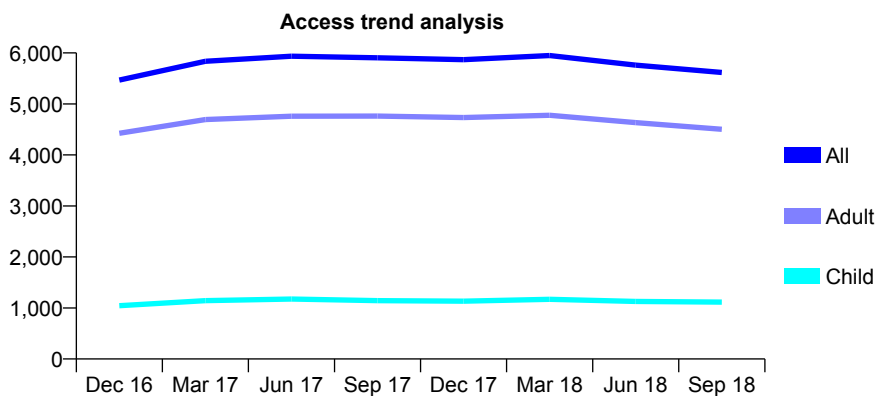
Q47 - Vital Signs At a Glance Contract Report for 101281/0014 - September 2018

Name or company name	OASIS DENTAL CARE LTD
Contract type name	Pilot Contract
Purpose of contract	General
Contract start date	01/04/2006
Contract end date	

18/19 Contracted general activity (UDA)	23,097
Carry forward general activity (UDA)	0
18/19 Contracted orthodontic activity (UOA)	0
Carry forward orthodontic activity (UOA)	0
Baseline contract value	£685,703.49

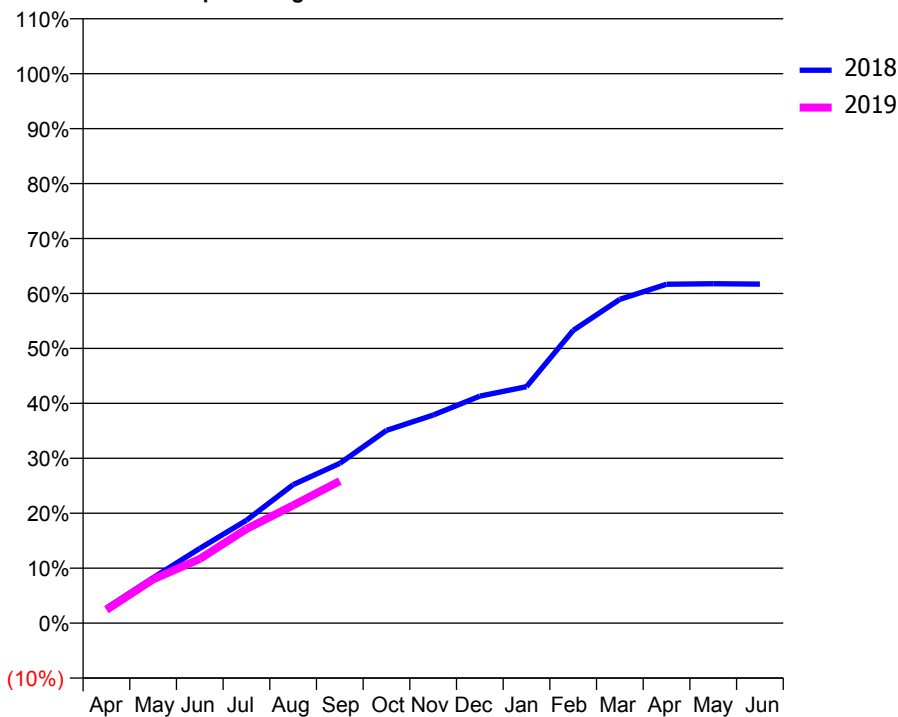
ACCESS*

Patients seen in 24 months	Total	Change since previous quarter
Quarter ending September 2017	5,905	
Quarter ending December 2017	5,868	→
Quarter ending March 2018	5,949	→
Quarter ending June 2018	5,762	↓
Quarter ending September 2018	5,617	↓
Variance since September 2017	(4.9%)	↓



ACTIVITY

Cumulative percentage of contracted UDA delivered 2018 & 2019



Adjusted Scheduled Activity (UDA)

Month	2018	2019
April	634	560
May	1,907	1,843
June	3,142	2,701
July	4,325	3,960
August	5,822	4,951
September	6,718	5,975
October	8,102	
November	8,745	
December	9,544	
January	9,943	
February	12,303	
March	13,609	
April	14,247	
May	14,265	
June	14,253	

QUALITY

	Quantity	Base Number	Contract	AT	Region	England
% of FP17s for the same patient ID Re-attending within 3 months - Children	21	647	3.2%	11.6%	12.2%	11.6%
% of FP17s for the same patient ID Re-attending within 3 months - Adults	233	2,535	9.2%	15.1%	15.8%	15.5%
% of FP17s for the same patient ID Re-attending between 3 & 9 months - Children	345	647	53.3%	58.6%	60.3%	58.8%
% of FP17s for the same patient ID Re-attending between 3 & 9 months - Adults	1,414	2,535	55.8%	51.5%	53.5%	51.1%
% of FP17s for Band 1 Urgent Courses	183	2,885	6.3%	10.7%	9.1%	9.0%
% of FP17s Relating to Free Repair or Replacements	23	2,885	0.8%	0.9%	1.0%	0.8%
% of FP17s Relating to Continuations	13	2,885	0.5%	0.9%	1.0%	0.9%
% of Patients satisfied with the dentistry they have received	1	1	N/A	93.2%	93.6%	93.3%
% of Patients satisfied with the time they had to wait for an appointment	1	1	N/A	88.5%	89.8%	88.9%

* This is based on patients treated on this contract for their most recent course of treatment. Figures in italics indicate the base number of FP17s or Patient Questionnaire responses are less than 100. N/A is shown where the base number of responses is less than 10 during the period. % is calculated as Quantity/Base number*100

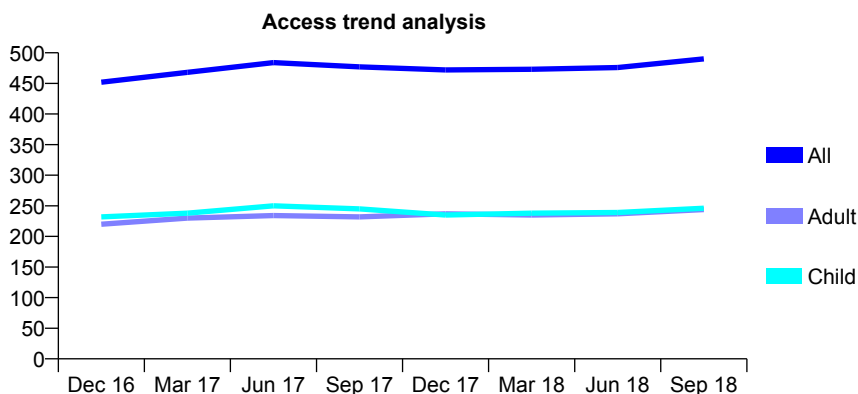
Q47 - Vital Signs At a Glance Contract Report for 101281/0020 - September 2018

Name or company name	OASIS DENTAL CARE LTD
Contract type name	GDS Contract
Purpose of contract	General
Contract start date	01/04/2006
Contract end date	

18/19 Contracted general activity (UDA)	1,000
Carry forward general activity (UDA)	0
18/19 Contracted orthodontic activity (UOA)	0
Carry forward orthodontic activity (UOA)	0
Baseline contract value	£33,249.55

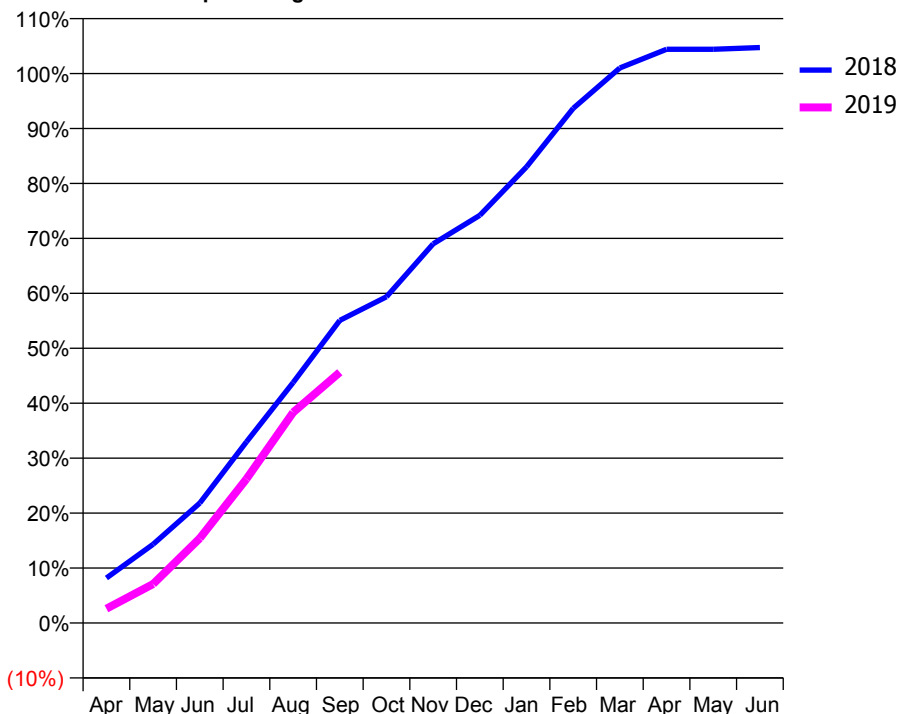
ACCESS*

Patients seen in 24 months	Total	Change since previous quarter
Quarter ending September 2017	477	
Quarter ending December 2017	472	↓
Quarter ending March 2018	473	→
Quarter ending June 2018	476	→
Quarter ending September 2018	490	↑
Variance since September 2017	2.7%	↑



ACTIVITY

Cumulative percentage of contracted UDA delivered 2018 & 2019



Adjusted Scheduled Activity (UDA)		
Month	2018	2019
April	82	26
May	143	71
June	218	154
July	330	262
August	438	383
September	551	456
October	594	
November	690	
December	742	
January	830	
February	937	
March	1,010	
April	1,044	
May	1,044	
June	1,047	

QUALITY

	Quantity	Base Number	Contract	AT	Region	England
% of FP17s for the same patient ID Re-attending within 3 months - Children	8	213	3.8%	11.6%	12.2%	11.6%
% of FP17s for the same patient ID Re-attending within 3 months - Adults	6	133	4.5%	15.1%	15.8%	15.5%
% of FP17s for the same patient ID Re-attending between 3 & 9 months - Children	156	213	73.2%	58.6%	60.3%	58.8%
% of FP17s for the same patient ID Re-attending between 3 & 9 months - Adults	68	133	51.1%	51.5%	53.5%	51.1%
% of FP17s for Band 1 Urgent Courses	2	320	0.6%	10.7%	9.1%	9.0%
% of FP17s Relating to Free Repair or Replacements	3	320	0.9%	0.9%	1.0%	0.8%
% of FP17s Relating to Continuations	0	320	0.0%	0.9%	1.0%	0.9%
% of Patients satisfied with the dentistry they have received	0	0	N/A	93.2%	93.6%	93.3%
% of Patients satisfied with the time they had to wait for an appointment	0	0	N/A	88.5%	89.8%	88.9%

* This is based on patients treated on this contract for their most recent course of treatment. Figures in italics indicate the base number of FP17s or Patient Questionnaire responses are less than 100. N/A is shown where the base number of responses is less than 10 during the period. % is calculated as Quantity/Base number*100

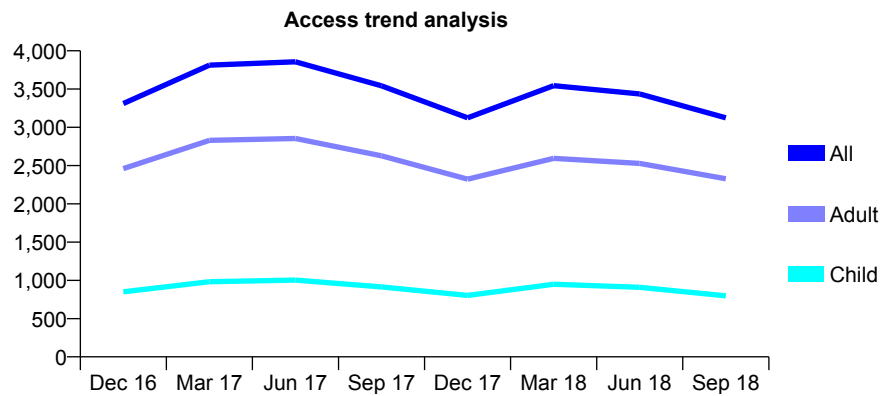
Q47 - Vital Signs At a Glance Contract Report for 101281/0021 - September 2018

Name or company name	OASIS DENTAL CARE LTD
Contract type name	GDS Contract
Purpose of contract	General
Contract start date	01/04/2006
Contract end date	

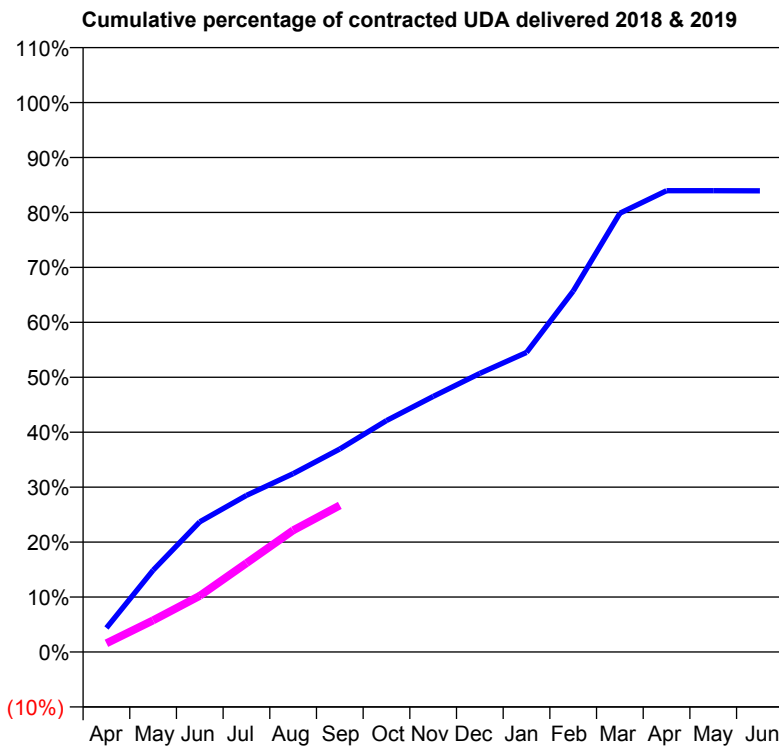
18/19 Contracted general activity (UDA)	12,500
Carry forward general activity (UDA)	0
18/19 Contracted orthodontic activity (UOA)	0
Carry forward orthodontic activity (UOA)	0
Baseline contract value	£297,293.03

ACCESS*

Patients seen in 24 months	Total	Change since previous quarter
Quarter ending September 2017	3,543	
Quarter ending December 2017	3,125	↓
Quarter ending March 2018	3,544	↑
Quarter ending June 2018	3,437	↓
Quarter ending September 2018	3,124	↓
Variance since September 2017	(11.8%)	↓



ACTIVITY



Month	Adjusted Scheduled Activity (UDA)	
	2018	2019
April	547	198
May	1,860	722
June	2,962	1,279
July	3,563	2,022
August	4,057	2,769
September	4,618	3,336
October	5,264	
November	5,814	
December	6,338	
January	6,815	
February	8,211	
March	9,980	
April	10,493	
May	10,493	
June	10,492	

QUALITY

	Quantity	Base Number	Contract	AT	Region	England
% of FP17s for the same patient ID Re-attending within 3 months - Children	39	512	7.6%	11.6%	12.2%	11.6%
% of FP17s for the same patient ID Re-attending within 3 months - Adults	178	1,386	12.8%	15.1%	15.8%	15.5%
% of FP17s for the same patient ID Re-attending between 3 & 9 months - Children	277	512	54.1%	58.6%	60.3%	58.8%
% of FP17s for the same patient ID Re-attending between 3 & 9 months - Adults	666	1,386	48.1%	51.5%	53.5%	51.1%
% of FP17s for Band 1 Urgent Courses	77	1,683	4.6%	10.7%	9.1%	9.0%
% of FP17s Relating to Free Repair or Replacements	19	1,683	1.1%	0.9%	1.0%	0.8%
% of FP17s Relating to Continuations	39	1,683	2.3%	0.9%	1.0%	0.9%
% of Patients satisfied with the dentistry they have received	1	1	N/A	93.2%	93.6%	93.3%
% of Patients satisfied with the time they had to wait for an appointment	1	1	N/A	88.5%	89.8%	88.9%

* This is based on patients treated on this contract for their most recent course of treatment. Figures in italics indicate the base number of FP17s or Patient Questionnaire responses are less than 100. N/A is shown where the base number of responses is less than 10 during the period. % is calculated as Quantity/Base number*100

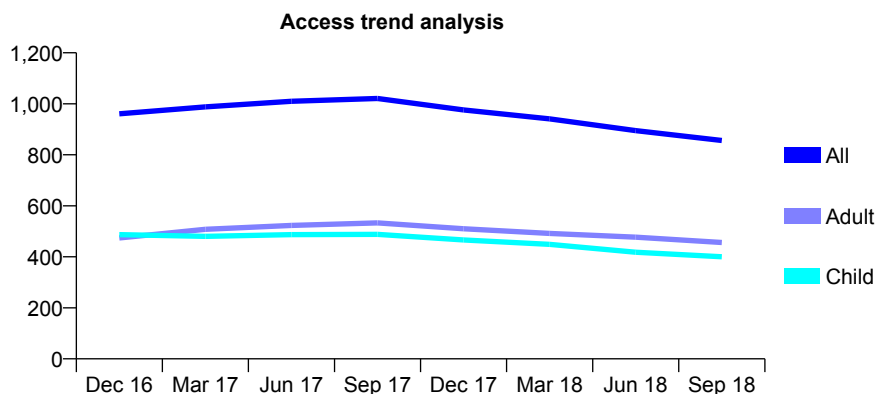
Q47 - Vital Signs At a Glance Contract Report for 101281/0066 - September 2018

Name or company name	OASIS DENTAL CARE LTD
Contract type name	GDS Contract
Purpose of contract	General
Contract start date	01/04/2006
Contract end date	

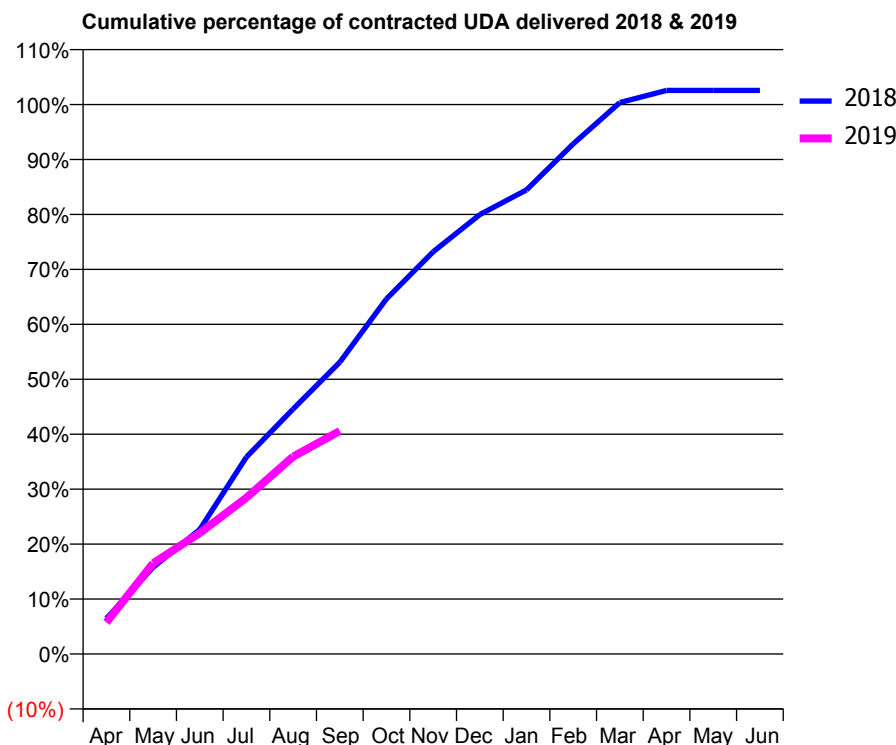
18/19 Contracted general activity (UDA)	2,200
Carry forward general activity (UDA)	0
18/19 Contracted orthodontic activity (UOA)	0
Carry forward orthodontic activity (UOA)	0
Baseline contract value	£56,054.13

ACCESS*

Patients seen in 24 months	Total	Change since previous quarter
Quarter ending September 2017	1,021	
Quarter ending December 2017	976	↓
Quarter ending March 2018	941	↓
Quarter ending June 2018	895	↓
Quarter ending September 2018	856	↓
Variance since September 2017	(16.2%)	↓



ACTIVITY



Adjusted Scheduled Activity (UDA)		
Month	2018	2019
April	142	127
May	347	363
June	499	485
July	789	626
August	981	790
September	1,168	893
October	1,422	
November	1,610	
December	1,759	
January	1,858	
February	2,042	
March	2,208	
April	2,257	
May	2,257	
June	2,257	

QUALITY

	Quantity	Base Number	Contract	AT	Region	England
% of FP17s for the same patient ID Re-attending within 3 months - Children	25	270	9.3%	11.6%	12.2%	11.6%
% of FP17s for the same patient ID Re-attending within 3 months - Adults	17	212	8.0%	15.1%	15.8%	15.5%
% of FP17s for the same patient ID Re-attending between 3 & 9 months - Children	164	270	60.7%	58.6%	60.3%	58.8%
% of FP17s for the same patient ID Re-attending between 3 & 9 months - Adults	119	212	56.1%	51.5%	53.5%	51.1%
% of FP17s for Band 1 Urgent Courses	20	453	4.4%	10.7%	9.1%	9.0%
% of FP17s Relating to Free Repair or Replacements	3	453	0.7%	0.9%	1.0%	0.8%
% of FP17s Relating to Continuations	8	453	1.8%	0.9%	1.0%	0.9%
% of Patients satisfied with the dentistry they have received	0	0	N/A	93.2%	93.6%	93.3%
% of Patients satisfied with the time they had to wait for an appointment	0	0	N/A	88.5%	89.8%	88.9%

* This is based on patients treated on this contract for their most recent course of treatment. Figures in italics indicate the base number of FP17s or Patient Questionnaire responses are less than 100. N/A is shown where the base number of responses is less than 10 during the period. % is calculated as Quantity/Base number*100

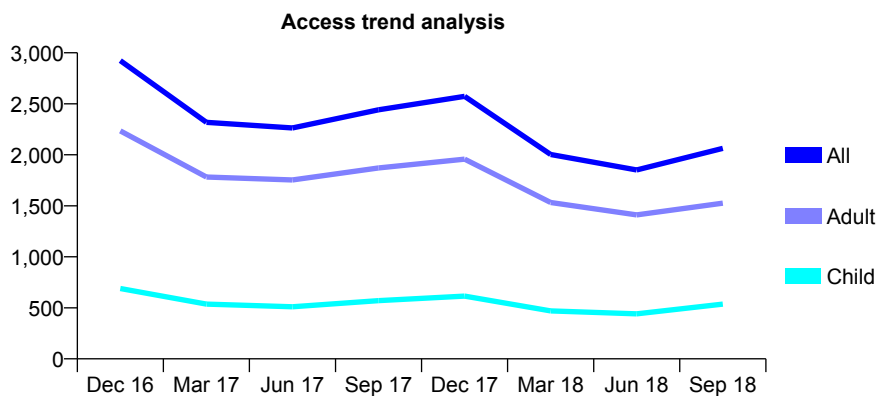
Q47 - Vital Signs At a Glance Contract Report for 101281/0101 - September 2018

Name or company name	OASIS DENTAL CARE LTD
Contract type name	GDS Contract
Purpose of contract	General
Contract start date	01/04/2006
Contract end date	

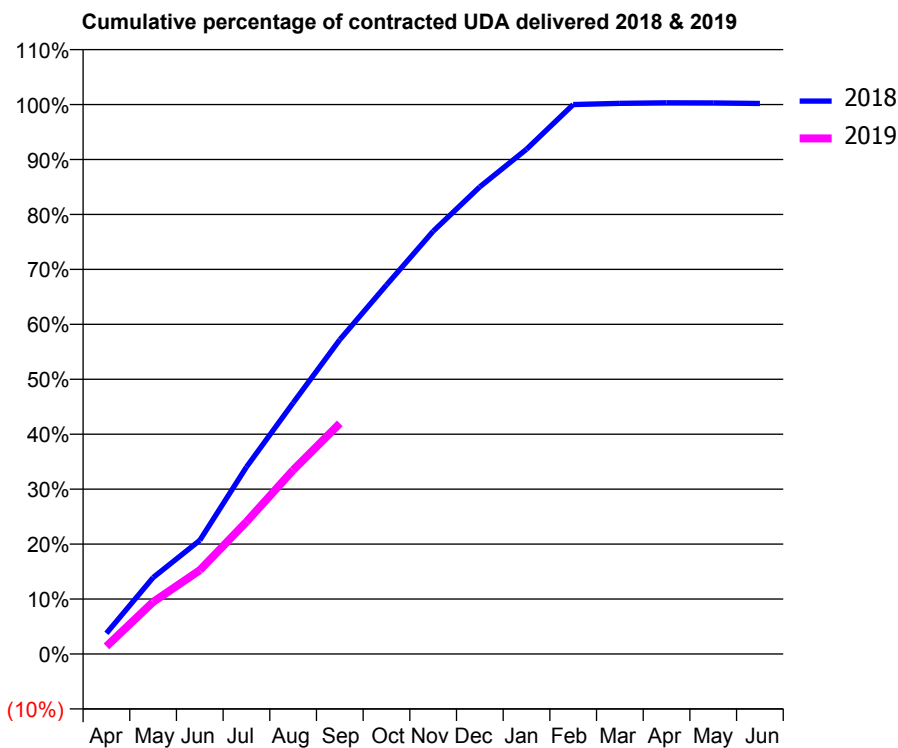
18/19 Contracted general activity (UDA)	6,721
Carry forward general activity (UDA)	0
18/19 Contracted orthodontic activity (UOA)	0
Carry forward orthodontic activity (UOA)	0
Baseline contract value	£162,117.00

ACCESS*

Patients seen in 24 months	Total	Change since previous quarter
Quarter ending September 2017	2,441	
Quarter ending December 2017	2,573	↑
Quarter ending March 2018	2,003	↓
Quarter ending June 2018	1,852	↓
Quarter ending September 2018	2,063	↑
Variance since September 2017	(15.5%)	↓



ACTIVITY



Month	Adjusted Scheduled Activity (UDA)	
	2018	2019
April	254	93
May	936	637
June	1,391	1,025
July	2,288	1,618
August	3,072	2,251
September	3,845	2,821
October	4,514	
November	5,171	
December	5,714	
January	6,174	
February	6,721	
March	6,735	
April	6,741	
May	6,740	
June	6,734	

QUALITY

	Quantity	Base Number	Contract	AT	Region	England
% of FP17s for the same patient ID Re-attending within 3 months - Children	17	391	4.3%	11.6%	12.2%	11.6%
% of FP17s for the same patient ID Re-attending within 3 months - Adults	119	1,155	10.3%	15.1%	15.8%	15.5%
% of FP17s for the same patient ID Re-attending between 3 & 9 months - Children	183	391	46.8%	58.6%	60.3%	58.8%
% of FP17s for the same patient ID Re-attending between 3 & 9 months - Adults	429	1,155	37.1%	51.5%	53.5%	51.1%
% of FP17s for Band 1 Urgent Courses	140	1,545	9.1%	10.7%	9.1%	9.0%
% of FP17s Relating to Free Repair or Replacements	11	1,545	0.7%	0.9%	1.0%	0.8%
% of FP17s Relating to Continuations	22	1,545	1.4%	0.9%	1.0%	0.9%
% of Patients satisfied with the dentistry they have received	2	2	N/A	93.2%	93.6%	93.3%
% of Patients satisfied with the time they had to wait for an appointment	1	2	N/A	88.5%	89.8%	88.9%

* This is based on patients treated on this contract for their most recent course of treatment. Figures in italics indicate the base number of FP17s or Patient Questionnaire responses are less than 100. N/A is shown where the base number of responses is less than 10 during the period. % is calculated as Quantity/Base number*100

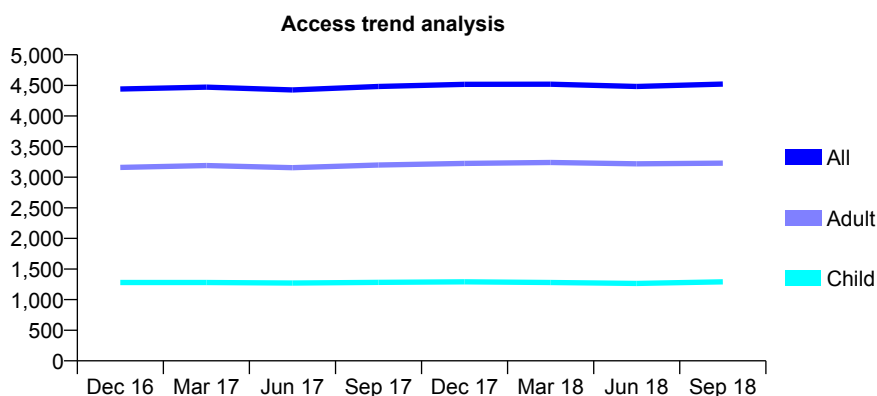
Q47 - Vital Signs At a Glance Contract Report for 101281/0150 - September 2018

Name or company name	OASIS DENTAL CARE LTD
Contract type name	GDS Contract
Purpose of contract	General
Contract start date	01/04/2006
Contract end date	

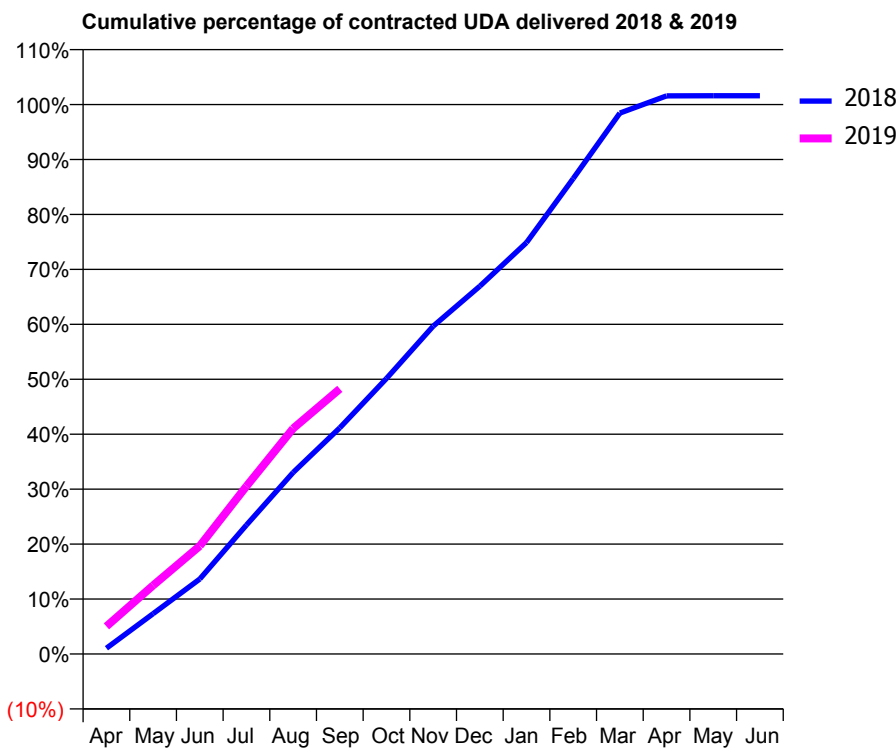
18/19 Contracted general activity (UDA)	13,814
Carry forward general activity (UDA)	0
18/19 Contracted orthodontic activity (UOA)	0
Carry forward orthodontic activity (UOA)	0
Baseline contract value	£373,983.11

ACCESS*

Patients seen in 24 months	Total	Change since previous quarter
Quarter ending September 2017	4,483	
Quarter ending December 2017	4,517	→
Quarter ending March 2018	4,520	→
Quarter ending June 2018	4,483	→
Quarter ending September 2018	4,521	→
Variance since September 2017	0.8%	→



ACTIVITY



Month	Adjusted Scheduled Activity (UDA)	
	2018	2019
April	147	697
May	1,015	1,724
June	1,884	2,718
July	3,242	4,217
August	4,563	5,670
September	5,687	6,667
October	6,927	
November	8,240	
December	9,246	
January	10,345	
February	11,952	
March	13,599	
April	14,032	
May	14,034	
June	14,034	

QUALITY

	Quantity	Base Number	Contract	AT	Region	England
% of FP17s for the same patient ID Re-attending within 3 months - Children	75	1,048	7.2%	11.6%	12.2%	11.6%
% of FP17s for the same patient ID Re-attending within 3 months - Adults	404	2,611	15.5%	15.1%	15.8%	15.5%
% of FP17s for the same patient ID Re-attending between 3 & 9 months - Children	732	1,048	69.8%	58.6%	60.3%	58.8%
% of FP17s for the same patient ID Re-attending between 3 & 9 months - Adults	1,740	2,611	66.6%	51.5%	53.5%	51.1%
% of FP17s for Band 1 Urgent Courses	258	3,485	7.4%	10.7%	9.1%	9.0%
% of FP17s Relating to Free Repair or Replacements	53	3,485	1.5%	0.9%	1.0%	0.8%
% of FP17s Relating to Continuations	75	3,485	2.2%	0.9%	1.0%	0.9%
% of Patients satisfied with the dentistry they have received	0	1	N/A	93.2%	93.6%	93.3%
% of Patients satisfied with the time they had to wait for an appointment	1	1	N/A	88.5%	89.8%	88.9%

* This is based on patients treated on this contract for their most recent course of treatment. Figures in italics indicate the base number of FP17s or Patient Questionnaire responses are less than 100. N/A is shown where the base number of responses is less than 10 during the period. % is calculated as Quantity/Base number*100

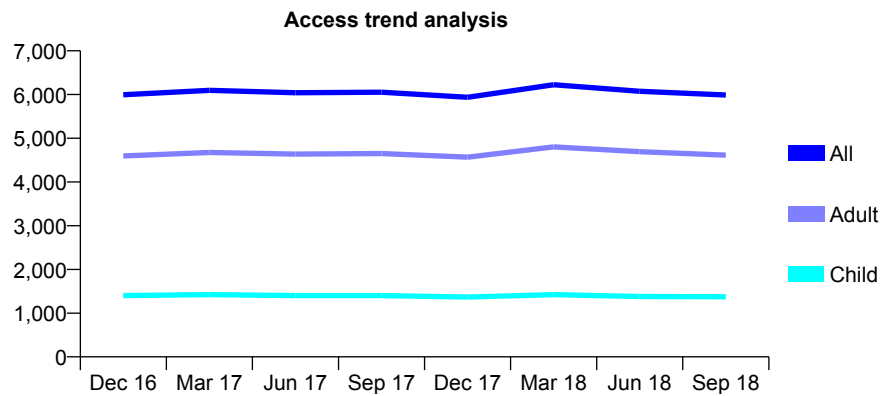
Q47 - Vital Signs At a Glance Contract Report for 101281/0204 - September 2018

Name or company name	OASIS DENTAL CARE LTD
Contract type name	GDS Contract
Purpose of contract	General
Contract start date	08/07/2009
Contract end date	

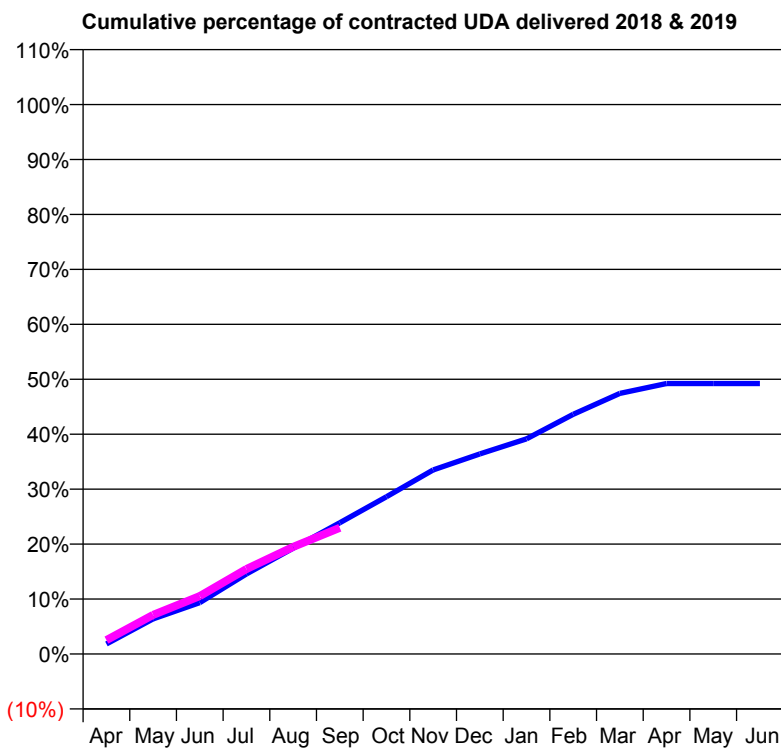
18/19 Contracted general activity (UDA)	21,000
Carry forward general activity (UDA)	0
18/19 Contracted orthodontic activity (UOA)	0
Carry forward orthodontic activity (UOA)	0
Baseline contract value	£474,093.27

ACCESS*

Patients seen in 24 months	Total	Change since previous quarter
Quarter ending September 2017	6,053	
Quarter ending December 2017	5,938	↓
Quarter ending March 2018	6,224	↑
Quarter ending June 2018	6,074	↓
Quarter ending September 2018	5,988	↓
Variance since September 2017	(1.1%)	↓



ACTIVITY



Month	Adjusted Scheduled Activity (UDA)	
	2018	2019
April	386	531
May	1,344	1,497
June	1,965	2,214
July	3,062	3,248
August	4,041	4,096
September	5,018	4,824
October	6,011	
November	7,036	
December	7,644	
January	8,224	
February	9,158	
March	9,960	
April	10,338	
May	10,339	
June	10,339	

QUALITY

	Quantity	Base Number	Contract	AT	Region	England
% of FP17s for the same patient ID Re-attending within 3 months - Children	27	679	4.0%	11.6%	12.2%	11.6%
% of FP17s for the same patient ID Re-attending within 3 months - Adults	364	2,327	15.6%	15.1%	15.8%	15.5%
% of FP17s for the same patient ID Re-attending between 3 & 9 months - Children	180	679	26.5%	58.6%	60.3%	58.8%
% of FP17s for the same patient ID Re-attending between 3 & 9 months - Adults	537	2,327	23.1%	51.5%	53.5%	51.1%
% of FP17s for Band 1 Urgent Courses	360	2,767	13.0%	10.7%	9.1%	9.0%
% of FP17s Relating to Free Repair or Replacements	31	2,767	1.1%	0.9%	1.0%	0.8%
% of FP17s Relating to Continuations	37	2,767	1.3%	0.9%	1.0%	0.9%
% of Patients satisfied with the dentistry they have received	3	4	N/A	93.2%	93.6%	93.3%
% of Patients satisfied with the time they had to wait for an appointment	2	4	N/A	88.5%	89.8%	88.9%

* This is based on patients treated on this contract for their most recent course of treatment. Figures in italics indicate the base number of FP17s or Patient Questionnaire responses are less than 100. N/A is shown where the base number of responses is less than 10 during the period. % is calculated as Quantity/Base number*100

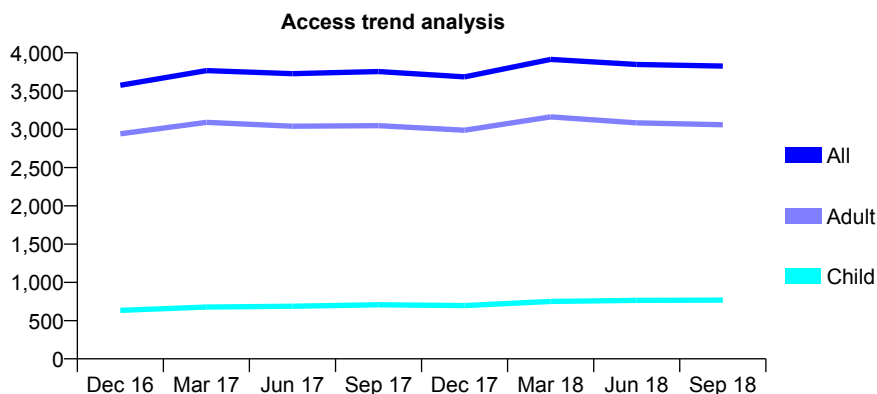
Q47 - Vital Signs At a Glance Contract Report for 101281/0224 - September 2018

Name or company name	OASIS DENTAL CARE LTD
Contract type name	PDS Plus Contract
Purpose of contract	General
Contract start date	18/08/2010
Contract end date	31/03/2020

18/19 Contracted general activity (UDA)	14,000
Carry forward general activity (UDA)	0
18/19 Contracted orthodontic activity (UOA)	0
Carry forward orthodontic activity (UOA)	0
Baseline contract value	£173,684.97

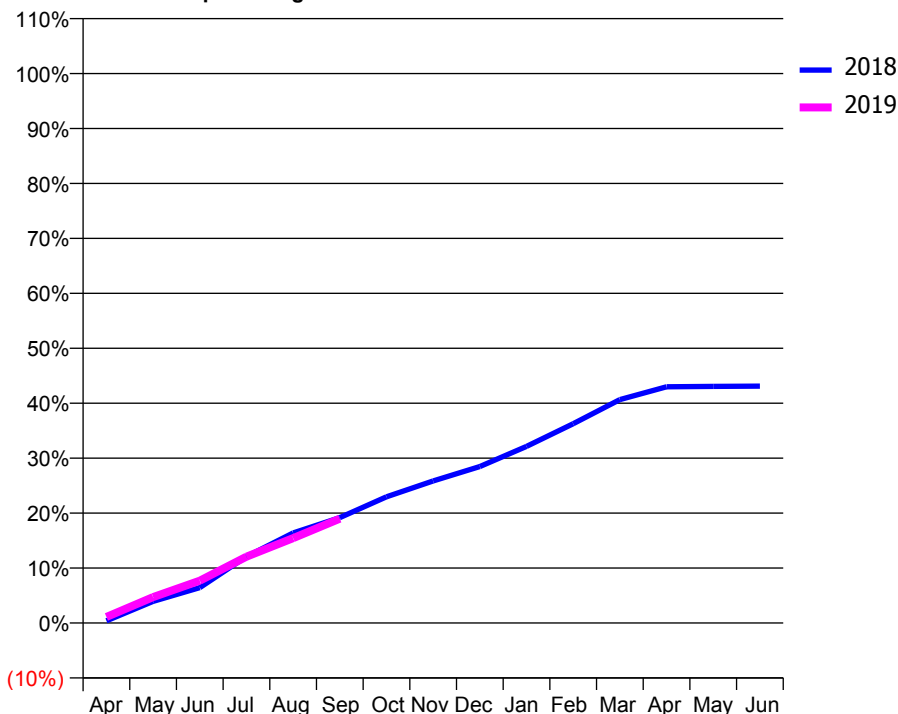
ACCESS*

Patients seen in 24 months	Total	Change since previous quarter
Quarter ending September 2017	3,755	
Quarter ending December 2017	3,685	↓
Quarter ending March 2018	3,913	↑
Quarter ending June 2018	3,848	↓
Quarter ending September 2018	3,827	→
Variance since September 2017	1.9%	→



ACTIVITY

Cumulative percentage of contracted UDA delivered 2018 & 2019



Adjusted Scheduled Activity (UDA)

Month	2018	2019
April	55	154
May	553	661
June	901	1,079
July	1,693	1,690
August	2,295	2,164
September	2,686	2,659
October	3,214	
November	3,619	
December	3,988	
January	4,499	
February	5,077	
March	5,693	
April	6,020	
May	6,028	
June	6,034	

QUALITY

	Quantity	Base Number	Contract	AT	Region	England
% of FP17s for the same patient ID Re-attending within 3 months - Children	23	538	4.3%	11.6%	12.2%	11.6%
% of FP17s for the same patient ID Re-attending within 3 months - Adults	181	1,244	14.5%	15.1%	15.8%	15.5%
% of FP17s for the same patient ID Re-attending between 3 & 9 months - Children	322	538	59.9%	58.6%	60.3%	58.8%
% of FP17s for the same patient ID Re-attending between 3 & 9 months - Adults	283	1,244	22.7%	51.5%	53.5%	51.1%
% of FP17s for Band 1 Urgent Courses	121	1,567	7.7%	10.7%	9.1%	9.0%
% of FP17s Relating to Free Repair or Replacements	11	1,567	0.7%	0.9%	1.0%	0.8%
% of FP17s Relating to Continuations	31	1,567	2.0%	0.9%	1.0%	0.9%
% of Patients satisfied with the dentistry they have received	1	1	N/A	93.2%	93.6%	93.3%
% of Patients satisfied with the time they had to wait for an appointment	1	1	N/A	88.5%	89.8%	88.9%

* This is based on patients treated on this contract for their most recent course of treatment. Figures in italics indicate the base number of FP17s or Patient Questionnaire responses are less than 100. N/A is shown where the base number of responses is less than 10 during the period. % is calculated as Quantity/Base number*100

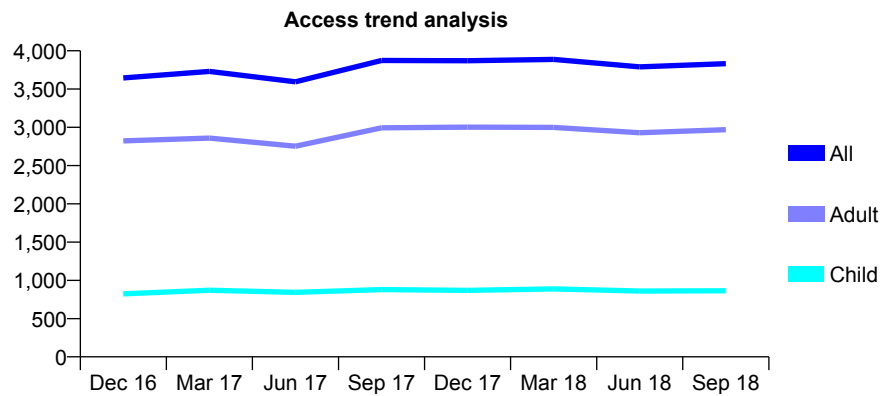
Q47 - Vital Signs At a Glance Contract Report for 101281/0227 - September 2018

Name or company name	OASIS DENTAL CARE LTD
Contract type name	PDS Plus Contract
Purpose of contract	General
Contract start date	04/10/2010
Contract end date	31/03/2020

18/19 Contracted general activity (UDA)	14,000
Carry forward general activity (UDA)	0
18/19 Contracted orthodontic activity (UOA)	0
Carry forward orthodontic activity (UOA)	0
Baseline contract value	£175,664.98

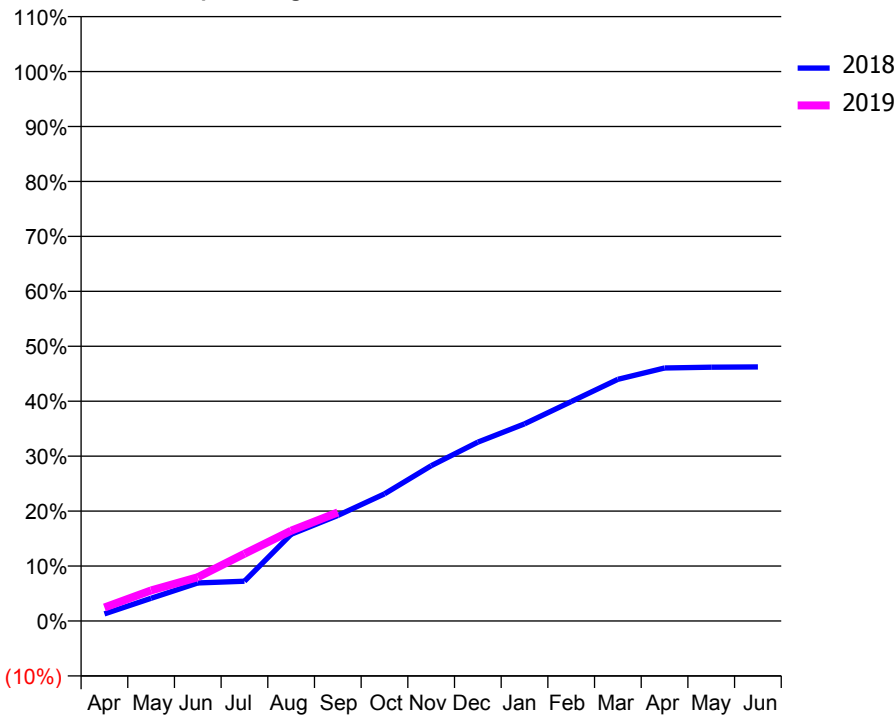
ACCESS*

Patients seen in 24 months	Total	Change since previous quarter
Quarter ending September 2017	3,874	
Quarter ending December 2017	3,871	→
Quarter ending March 2018	3,887	→
Quarter ending June 2018	3,790	↓
Quarter ending September 2018	3,832	→
Variance since September 2017	(1.1%)	↓



ACTIVITY

Cumulative percentage of contracted UDA delivered 2018 & 2019



Month	Adjusted Scheduled Activity (UDA)	
	2018	2019
April	182	343
May	579	778
June	969	1,117
July	1,016	1,716
August	2,210	2,300
September	2,690	2,769
October	3,239	
November	3,956	
December	4,557	
January	5,024	
February	5,591	
March	6,159	
April	6,448	
May	6,467	
June	6,473	

QUALITY

	Quantity	Base Number	Contract	AT	Region	England
% of FP17s for the same patient ID Re-attending within 3 months - Children	20	301	6.6%	11.6%	12.2%	11.6%
% of FP17s for the same patient ID Re-attending within 3 months - Adults	170	1,298	13.1%	15.1%	15.8%	15.5%
% of FP17s for the same patient ID Re-attending between 3 & 9 months - Children	87	301	28.9%	58.6%	60.3%	58.8%
% of FP17s for the same patient ID Re-attending between 3 & 9 months - Adults	308	1,298	23.7%	51.5%	53.5%	51.1%
% of FP17s for Band 1 Urgent Courses	504	1,436	35.1%	10.7%	9.1%	9.0%
% of FP17s Relating to Free Repair or Replacements	6	1,436	0.4%	0.9%	1.0%	0.8%
% of FP17s Relating to Continuations	14	1,436	1.0%	0.9%	1.0%	0.9%
% of Patients satisfied with the dentistry they have received	1	1	N/A	93.2%	93.6%	93.3%
% of Patients satisfied with the time they had to wait for an appointment	1	1	N/A	88.5%	89.8%	88.9%

* This is based on patients treated on this contract for their most recent course of treatment. Figures in italics indicate the base number of FP17s or Patient Questionnaire responses are less than 100. N/A is shown where the base number of responses is less than 10 during the period. % is calculated as Quantity/Base number*100

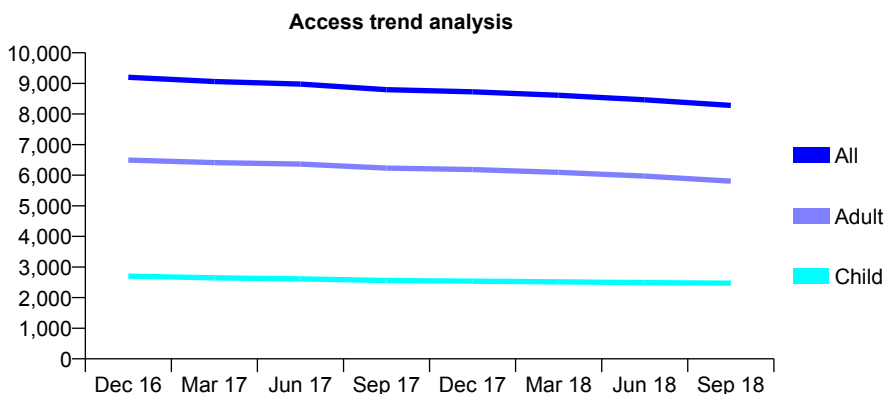
Q47 - Vital Signs At a Glance Contract Report for 101338/0017 - September 2018

Name or company name	Whitecross Dental Care Limited
Contract type name	GDS Contract
Purpose of contract	General
Contract start date	01/04/2006
Contract end date	

18/19 Contracted general activity (UDA)	30,208
Carry forward general activity (UDA)	0
18/19 Contracted orthodontic activity (UOA)	0
Carry forward orthodontic activity (UOA)	0
Baseline contract value	£942,074.08

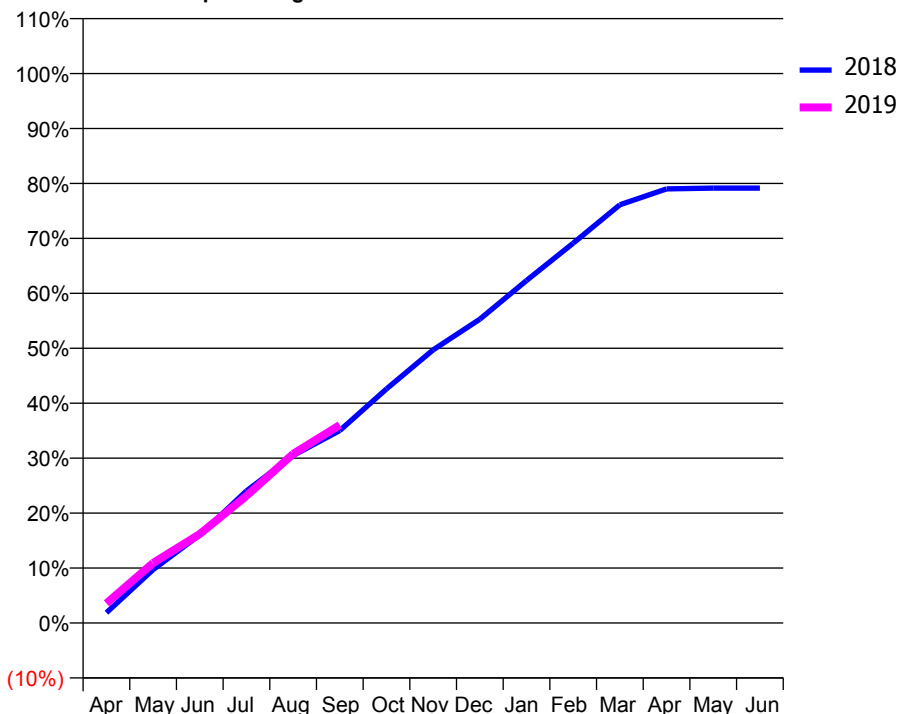
ACCESS*

Patients seen in 24 months	Total	Change since previous quarter
Quarter ending September 2017	8,794	
Quarter ending December 2017	8,727	→
Quarter ending March 2018	8,612	↓
Quarter ending June 2018	8,463	↓
Quarter ending September 2018	8,281	↓
Variance since September 2017	(5.8%)	↓



ACTIVITY

Cumulative percentage of contracted UDA delivered 2018 & 2019



Adjusted Scheduled Activity (UDA)

Month	2018	2019
April	566	1,078
May	2,939	3,299
June	4,852	4,890
July	7,264	6,993
August	9,210	9,302
September	10,585	10,885
October	12,868	
November	15,018	
December	16,704	
January	18,829	
February	20,882	
March	22,994	
April	23,866	
May	23,905	
June	23,908	

QUALITY

	Quantity	Base Number	Contract	AT	Region	England
% of FP17s for the same patient ID Re-attending within 3 months - Children	107	1,583	6.8%	11.6%	12.2%	11.6%
% of FP17s for the same patient ID Re-attending within 3 months - Adults	390	3,278	11.9%	15.1%	15.8%	15.5%
% of FP17s for the same patient ID Re-attending between 3 & 9 months - Children	666	1,583	42.1%	58.6%	60.3%	58.8%
% of FP17s for the same patient ID Re-attending between 3 & 9 months - Adults	1,465	3,278	44.7%	51.5%	53.5%	51.1%
% of FP17s for Band 1 Urgent Courses	409	4,483	9.1%	10.7%	9.1%	9.0%
% of FP17s Relating to Free Repair or Replacements	16	4,483	0.4%	0.9%	1.0%	0.8%
% of FP17s Relating to Continuations	46	4,483	1.0%	0.9%	1.0%	0.9%
% of Patients satisfied with the dentistry they have received	4	6	N/A	93.2%	93.6%	93.3%
% of Patients satisfied with the time they had to wait for an appointment	3	6	N/A	88.5%	89.8%	88.9%

* This is based on patients treated on this contract for their most recent course of treatment. Figures in italics indicate the base number of FP17s or Patient Questionnaire responses are less than 100. N/A is shown where the base number of responses is less than 10 during the period. % is calculated as Quantity/Base number*100

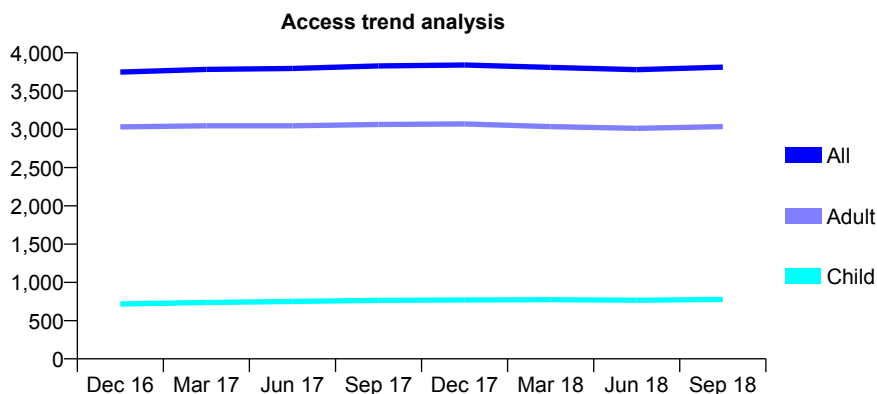
Q47 - Vital Signs At a Glance Contract Report for 101338/0023 - September 2018

Name or company name	Whitecross Dental Care Limited
Contract type name	GDS Contract
Purpose of contract	General
Contract start date	01/04/2006
Contract end date	

18/19 Contracted general activity (UDA)	12,500
Carry forward general activity (UDA)	0
18/19 Contracted orthodontic activity (UOA)	0
Carry forward orthodontic activity (UOA)	0
Baseline contract value	£305,076.60

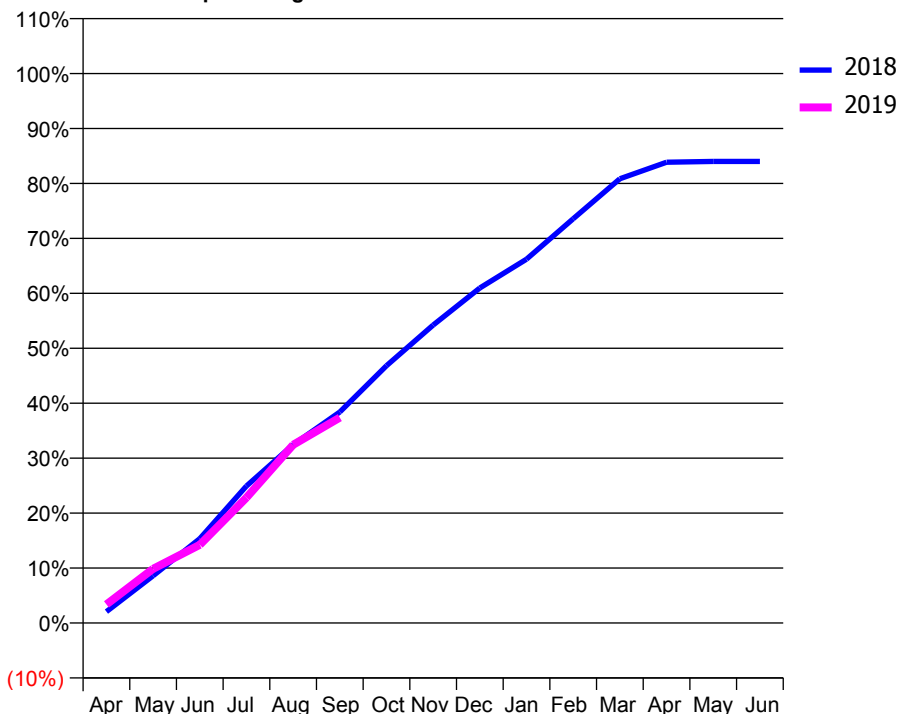
ACCESS*

Patients seen in 24 months	Total	Change since previous quarter
Quarter ending September 2017	3,829	
Quarter ending December 2017	3,840	→
Quarter ending March 2018	3,809	→
Quarter ending June 2018	3,779	→
Quarter ending September 2018	3,812	→
Variance since September 2017	(0.4%)	→



ACTIVITY

Cumulative percentage of contracted UDA delivered 2018 & 2019



Month	Adjusted Scheduled Activity (UDA)	
	2018	2019
April	258	422
May	1,075	1,233
June	1,917	1,778
July	3,118	2,852
August	4,057	4,055
September	4,800	4,673
October	5,853	
November	6,778	
December	7,622	
January	8,276	
February	9,196	
March	10,107	
April	10,483	
May	10,499	
June	10,500	

QUALITY

	Quantity	Base Number	Contract	AT	Region	England
% of FP17s for the same patient ID Re-attending within 3 months - Children	23	518	4.4%	11.6%	12.2%	11.6%
% of FP17s for the same patient ID Re-attending within 3 months - Adults	218	1,741	12.5%	15.1%	15.8%	15.5%
% of FP17s for the same patient ID Re-attending between 3 & 9 months - Children	275	518	53.1%	58.6%	60.3%	58.8%
% of FP17s for the same patient ID Re-attending between 3 & 9 months - Adults	748	1,741	43.0%	51.5%	53.5%	51.1%
% of FP17s for Band 1 Urgent Courses	153	2,088	7.3%	10.7%	9.1%	9.0%
% of FP17s Relating to Free Repair or Replacements	44	2,088	2.1%	0.9%	1.0%	0.8%
% of FP17s Relating to Continuations	36	2,088	1.7%	0.9%	1.0%	0.9%
% of Patients satisfied with the dentistry they have received	3	3	N/A	93.2%	93.6%	93.3%
% of Patients satisfied with the time they had to wait for an appointment	3	3	N/A	88.5%	89.8%	88.9%

* This is based on patients treated on this contract for their most recent course of treatment. Figures in italics indicate the base number of FP17s or Patient Questionnaire responses are less than 100. N/A is shown where the base number of responses is less than 10 during the period. % is calculated as Quantity/Base number*100

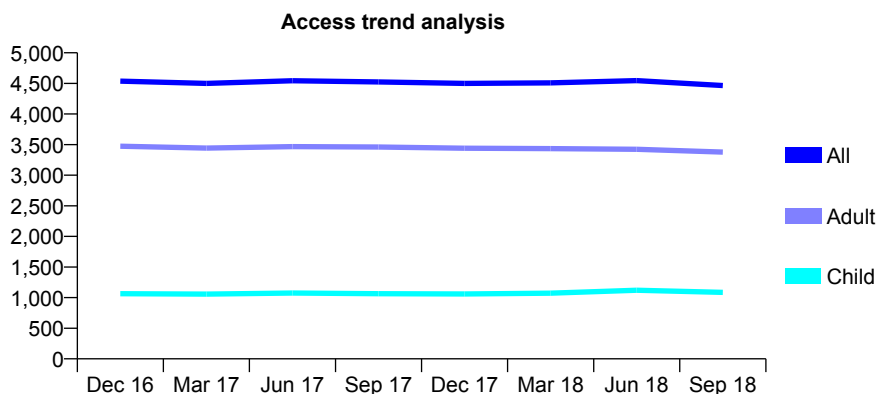
Q47 - Vital Signs At a Glance Contract Report for 101338/0044 - September 2018

Name or company name	Whitecross Dental Care Limited
Contract type name	GDS Contract
Purpose of contract	General
Contract start date	01/10/2006
Contract end date	

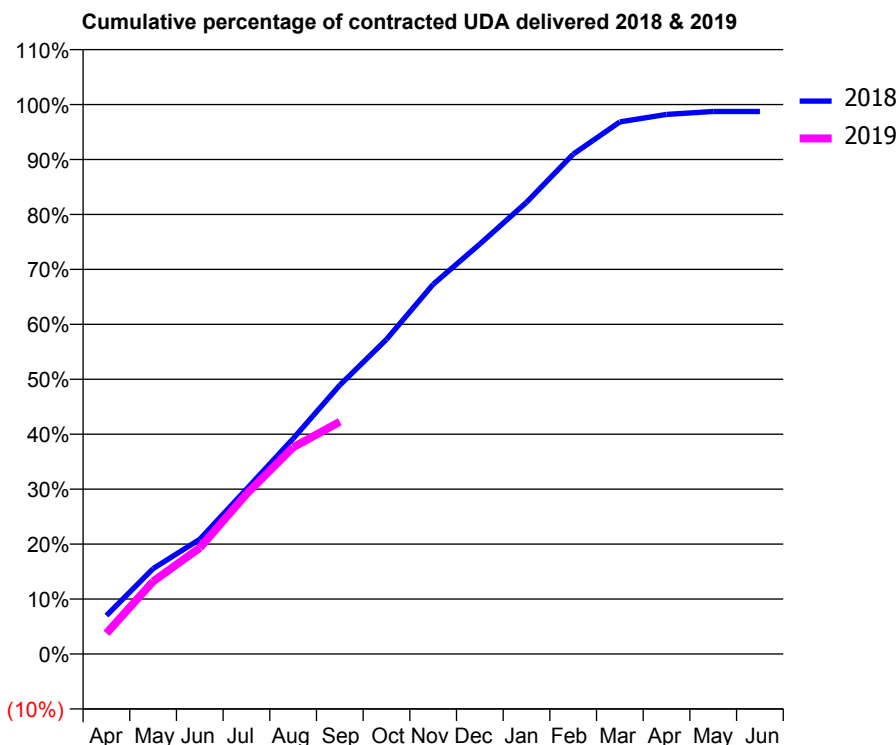
18/19 Contracted general activity (UDA)	12,726
Carry forward general activity (UDA)	0
18/19 Contracted orthodontic activity (UOA)	0
Carry forward orthodontic activity (UOA)	0
Baseline contract value	£356,320.73

ACCESS*

Patients seen in 24 months	Total	Change since previous quarter
Quarter ending September 2017	4,524	
Quarter ending December 2017	4,500	→
Quarter ending March 2018	4,508	→
Quarter ending June 2018	4,546	→
Quarter ending September 2018	4,465	↓
Variance since September 2017	(1.3%)	↓



ACTIVITY



Month	Adjusted Scheduled Activity (UDA)	
	2018	2019
April	892	480
May	1,978	1,681
June	2,659	2,459
July	3,818	3,704
August	4,988	4,787
September	6,228	5,377
October	7,287	
November	8,561	
December	9,495	
January	10,462	
February	11,577	
March	12,324	
April	12,497	
May	12,563	
June	12,565	

QUALITY

	Quantity	Base Number	Contract	AT	Region	England
% of FP17s for the same patient ID Re-attending within 3 months - Children	28	603	4.6%	11.6%	12.2%	11.6%
% of FP17s for the same patient ID Re-attending within 3 months - Adults	206	1,870	11.0%	15.1%	15.8%	15.5%
% of FP17s for the same patient ID Re-attending between 3 & 9 months - Children	300	603	49.8%	58.6%	60.3%	58.8%
% of FP17s for the same patient ID Re-attending between 3 & 9 months - Adults	1,041	1,870	55.7%	51.5%	53.5%	51.1%
% of FP17s for Band 1 Urgent Courses	126	2,340	5.4%	10.7%	9.1%	9.0%
% of FP17s Relating to Free Repair or Replacements	45	2,340	1.9%	0.9%	1.0%	0.8%
% of FP17s Relating to Continuations	40	2,340	1.7%	0.9%	1.0%	0.9%
% of Patients satisfied with the dentistry they have received	3	3	N/A	93.2%	93.6%	93.3%
% of Patients satisfied with the time they had to wait for an appointment	3	3	N/A	88.5%	89.8%	88.9%

* This is based on patients treated on this contract for their most recent course of treatment. Figures in italics indicate the base number of FP17s or Patient Questionnaire responses are less than 100. N/A is shown where the base number of responses is less than 10 during the period. % is calculated as Quantity/Base number*100

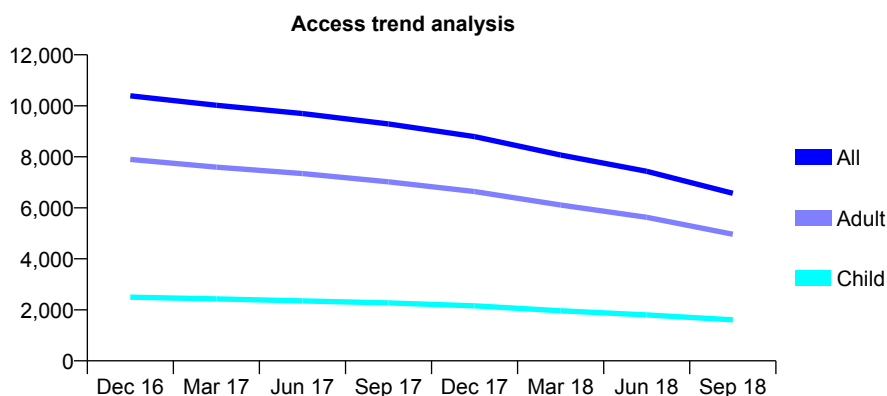
Q47 - Vital Signs At a Glance Contract Report for 101338/0115 - September 2018

Name or company name	Whitecross Dental Care Limited
Contract type name	GDS Contract
Purpose of contract	General
Contract start date	04/01/2010
Contract end date	

18/19 Contracted general activity (UDA)	30,263
Carry forward general activity (UDA)	0
18/19 Contracted orthodontic activity (UOA)	0
Carry forward orthodontic activity (UOA)	0
Baseline contract value	£890,019.78

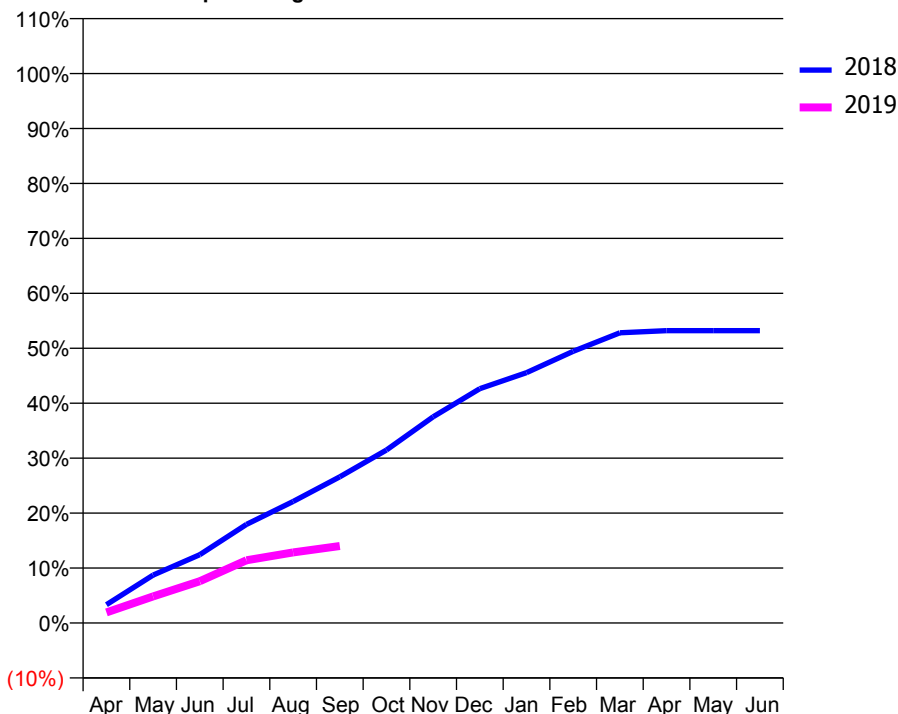
ACCESS*

Patients seen in 24 months	Total	Change since previous quarter
Quarter ending September 2017	9,290	
Quarter ending December 2017	8,793	↓
Quarter ending March 2018	8,073	↓
Quarter ending June 2018	7,431	↓
Quarter ending September 2018	6,571	↓
Variance since September 2017	(29.3%)	↓



ACTIVITY

Cumulative percentage of contracted UDA delivered 2018 & 2019



Month	Adjusted Scheduled Activity (UDA)	
	2018	2019
April	1,013	581
May	2,638	1,464
June	3,767	2,302
July	5,432	3,455
August	6,695	3,890
September	8,052	4,238
October	9,528	
November	11,361	
December	12,908	
January	13,789	
February	14,962	
March	15,980	
April	16,099	
May	16,101	
June	16,102	

QUALITY

	Quantity	Base Number	Contract	AT	Region	England
% of FP17s for the same patient ID Re-attending within 3 months - Children	19	363	5.2%	11.6%	12.2%	11.6%
% of FP17s for the same patient ID Re-attending within 3 months - Adults	190	1,346	14.1%	15.1%	15.8%	15.5%
% of FP17s for the same patient ID Re-attending between 3 & 9 months - Children	98	363	27.0%	58.6%	60.3%	58.8%
% of FP17s for the same patient ID Re-attending between 3 & 9 months - Adults	489	1,346	36.3%	51.5%	53.5%	51.1%
% of FP17s for Band 1 Urgent Courses	314	1,650	19.0%	10.7%	9.1%	9.0%
% of FP17s Relating to Free Repair or Replacements	25	1,650	1.5%	0.9%	1.0%	0.8%
% of FP17s Relating to Continuations	30	1,650	1.8%	0.9%	1.0%	0.9%
% of Patients satisfied with the dentistry they have received	3	4	N/A	93.2%	93.6%	93.3%
% of Patients satisfied with the time they had to wait for an appointment	2	4	N/A	88.5%	89.8%	88.9%

* This is based on patients treated on this contract for their most recent course of treatment. Figures in italics indicate the base number of FP17s or Patient Questionnaire responses are less than 100. N/A is shown where the base number of responses is less than 10 during the period. % is calculated as Quantity/Base number*100

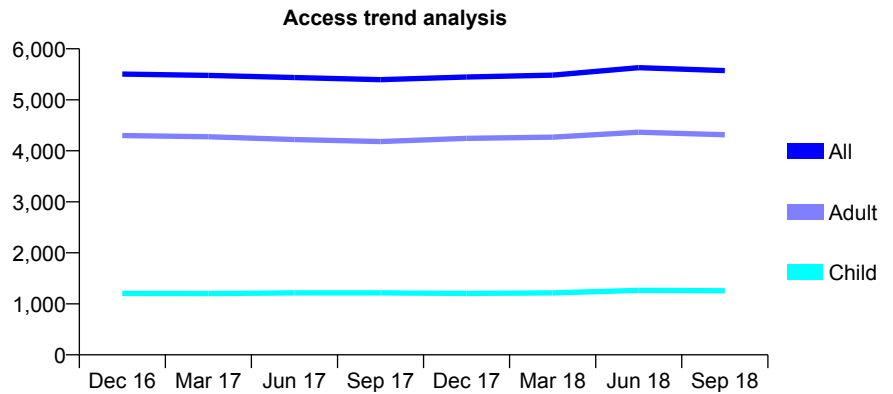
Q47 - Vital Signs At a Glance Contract Report for 101338/0123 - September 2018

Name or company name	Whitecross Dental Care Limited
Contract type name	GDS Contract
Purpose of contract	General
Contract start date	19/05/2010
Contract end date	

18/19 Contracted general activity (UDA)	17,100
Carry forward general activity (UDA)	0
18/19 Contracted orthodontic activity (UOA)	0
Carry forward orthodontic activity (UOA)	0
Baseline contract value	£517,669.42

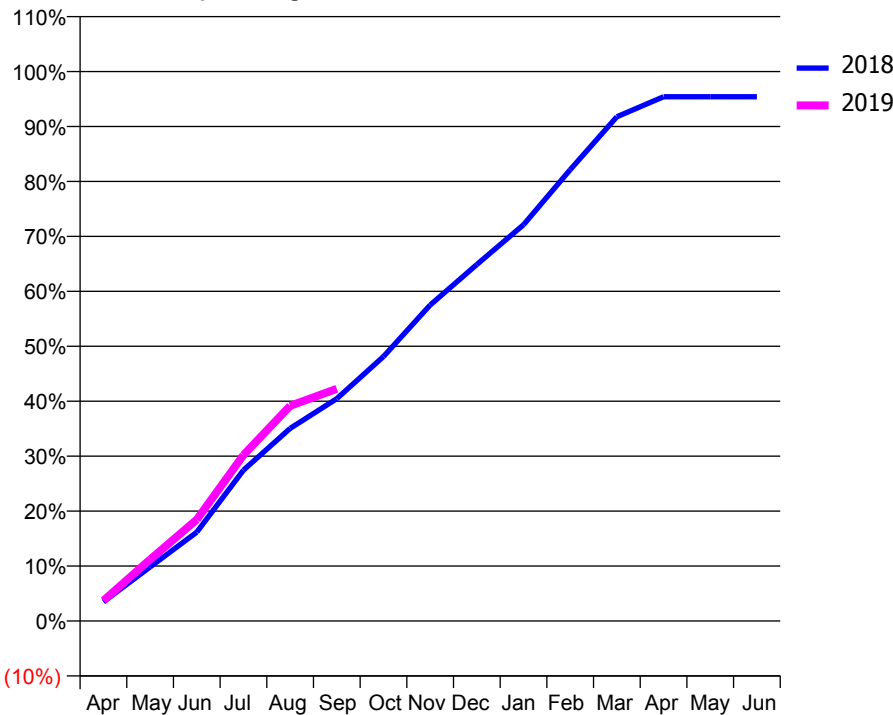
ACCESS*

Patients seen in 24 months	Total	Change since previous quarter
Quarter ending September 2017	5,396	
Quarter ending December 2017	5,448	→
Quarter ending March 2018	5,483	→
Quarter ending June 2018	5,629	↑
Quarter ending September 2018	5,573	→
Variance since September 2017	3.3%	↑



ACTIVITY

Cumulative percentage of contracted UDA delivered 2018 & 2019



Month	Adjusted Scheduled Activity (UDA)	
	2018	2019
April	595	634
May	1,682	1,917
June	2,765	3,155
July	4,696	5,166
August	5,993	6,696
September	6,920	7,228
October	8,232	
November	9,833	
December	11,094	
January	12,330	
February	14,046	
March	15,691	
April	16,312	
May	16,315	
June	16,312	

QUALITY

	Quantity	Base Number	Contract	AT	Region	England
% of FP17s for the same patient ID Re-attending within 3 months - Children	80	886	9.0%	11.6%	12.2%	11.6%
% of FP17s for the same patient ID Re-attending within 3 months - Adults	267	2,486	10.7%	15.1%	15.8%	15.5%
% of FP17s for the same patient ID Re-attending between 3 & 9 months - Children	501	886	56.5%	58.6%	60.3%	58.8%
% of FP17s for the same patient ID Re-attending between 3 & 9 months - Adults	1,129	2,486	45.4%	51.5%	53.5%	51.1%
% of FP17s for Band 1 Urgent Courses	115	3,102	3.7%	10.7%	9.1%	9.0%
% of FP17s Relating to Free Repair or Replacements	48	3,102	1.5%	0.9%	1.0%	0.8%
% of FP17s Relating to Continuations	70	3,102	2.3%	0.9%	1.0%	0.9%
% of Patients satisfied with the dentistry they have received	8	9	N/A	93.2%	93.6%	93.3%
% of Patients satisfied with the time they had to wait for an appointment	8	9	N/A	88.5%	89.8%	88.9%

* This is based on patients treated on this contract for their most recent course of treatment. Figures in italics indicate the base number of FP17s or Patient Questionnaire responses are less than 100. N/A is shown where the base number of responses is less than 10 during the period. % is calculated as Quantity/Base number*100

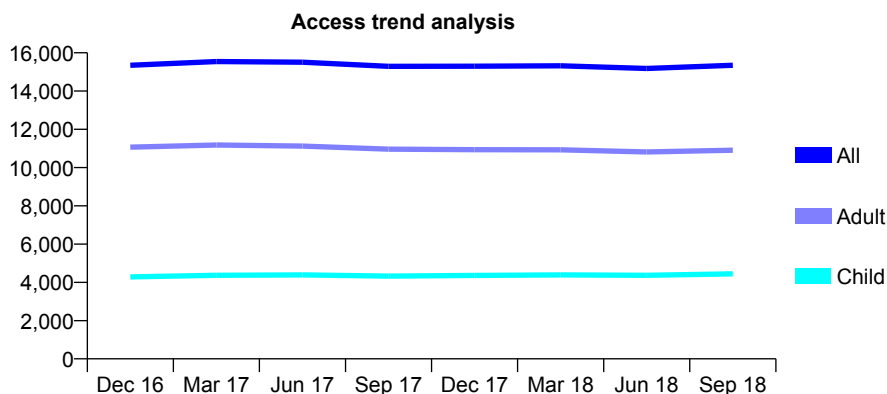
Q47 - Vital Signs At a Glance Contract Report for 101370/0021 - September 2018

Name or company name	Petrie Tucker & Partners Ltd
Contract type name	GDS Contract
Purpose of contract	General
Contract start date	01/04/2006
Contract end date	

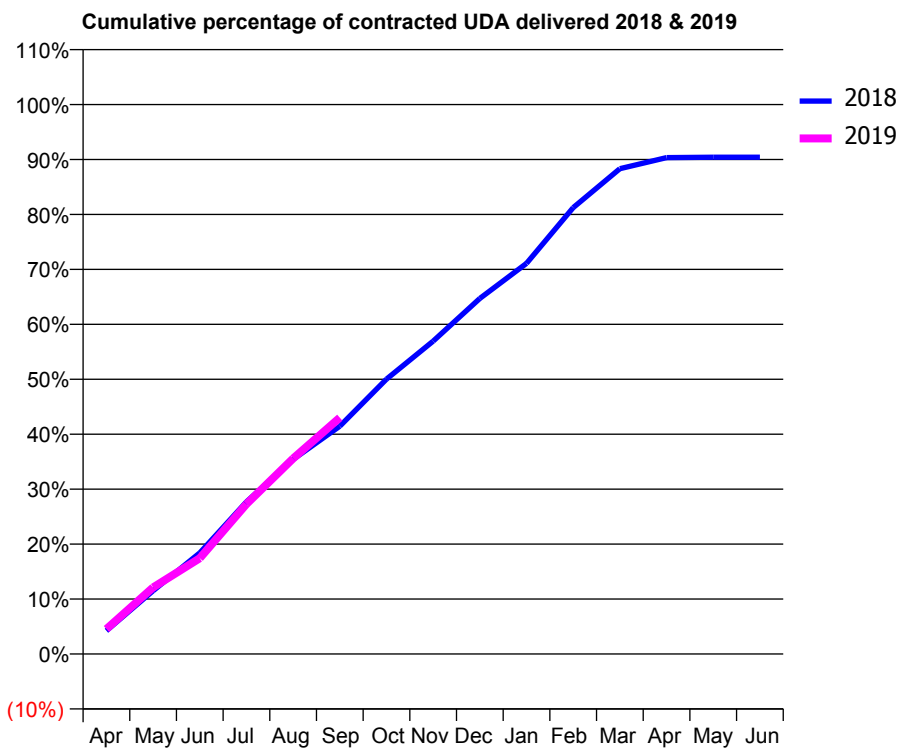
18/19 Contracted general activity (UDA)	47,600
Carry forward general activity (UDA)	0
18/19 Contracted orthodontic activity (UOA)	0
Carry forward orthodontic activity (UOA)	0
Baseline contract value	£1,276,473.35

ACCESS*

Patients seen in 24 months	Total	Change since previous quarter
Quarter ending September 2017	15,292	
Quarter ending December 2017	15,298	→
Quarter ending March 2018	15,323	→
Quarter ending June 2018	15,184	→
Quarter ending September 2018	15,351	→
Variance since September 2017	0.4%	→



ACTIVITY



Month	Adjusted Scheduled Activity (UDA)	
	2018	2019
April	2,014	2,168
May	5,482	5,764
June	8,764	8,294
July	13,187	12,985
August	16,853	16,938
September	19,731	20,474
October	23,811	
November	27,101	
December	30,804	
January	33,842	
February	38,662	
March	42,035	
April	43,000	
May	43,029	
June	43,030	

QUALITY

	Quantity	Base Number	Contract	AT	Region	England
% of FP17s for the same patient ID Re-attending within 3 months - Children	195	3,371	5.8%	11.6%	12.2%	11.6%
% of FP17s for the same patient ID Re-attending within 3 months - Adults	683	6,579	10.4%	15.1%	15.8%	15.5%
% of FP17s for the same patient ID Re-attending between 3 & 9 months - Children	1,940	3,371	57.5%	58.6%	60.3%	58.8%
% of FP17s for the same patient ID Re-attending between 3 & 9 months - Adults	3,193	6,579	48.5%	51.5%	53.5%	51.1%
% of FP17s for Band 1 Urgent Courses	748	9,498	7.9%	10.7%	9.1%	9.0%
% of FP17s Relating to Free Repair or Replacements	45	9,498	0.5%	0.9%	1.0%	0.8%
% of FP17s Relating to Continuations	99	9,498	1.0%	0.9%	1.0%	0.9%
% of Patients satisfied with the dentistry they have received	6	6	N/A	93.2%	93.6%	93.3%
% of Patients satisfied with the time they had to wait for an appointment	6	6	N/A	88.5%	89.8%	88.9%

* This is based on patients treated on this contract for their most recent course of treatment. Figures in italics indicate the base number of FP17s or Patient Questionnaire responses are less than 100. N/A is shown where the base number of responses is less than 10 during the period. % is calculated as Quantity/Base number*100

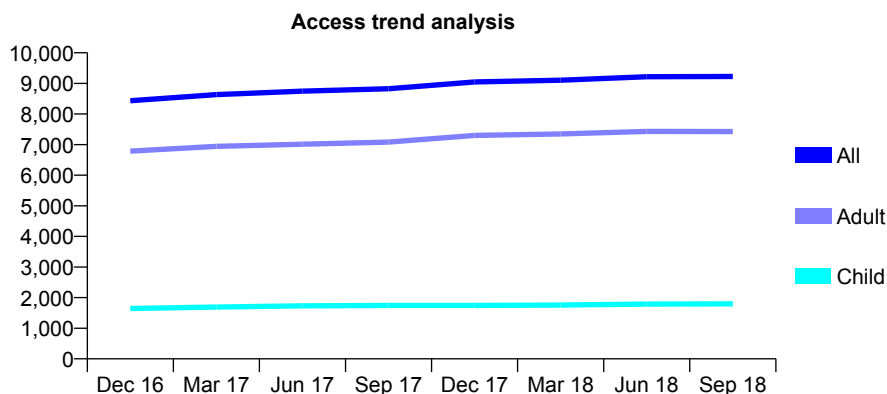
Q47 - Vital Signs At a Glance Contract Report for 101370/0043 - September 2018

Name or company name	Petrie Tucker & Partners Ltd
Contract type name	GDS Contract
Purpose of contract	General
Contract start date	01/04/2006
Contract end date	

18/19 Contracted general activity (UDA)	27,015
Carry forward general activity (UDA)	0
18/19 Contracted orthodontic activity (UOA)	0
Carry forward orthodontic activity (UOA)	0
Baseline contract value	£771,491.00

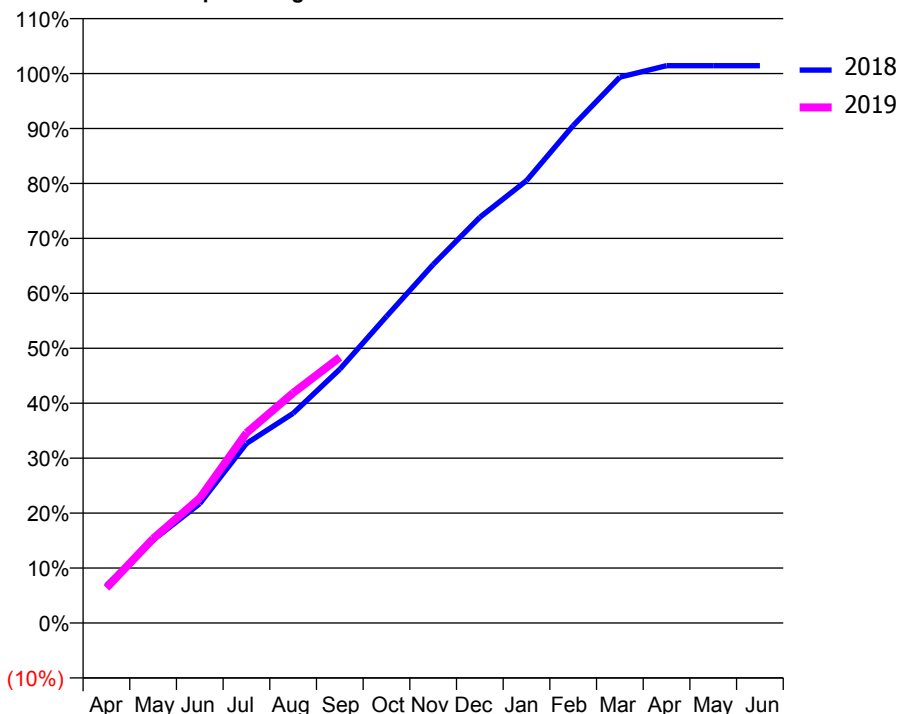
ACCESS*

Patients seen in 24 months	Total	Change since previous quarter
Quarter ending September 2017	8,826	
Quarter ending December 2017	9,048	↑
Quarter ending March 2018	9,106	→
Quarter ending June 2018	9,219	→
Quarter ending September 2018	9,225	→
Variance since September 2017	4.5%	↑



ACTIVITY

Cumulative percentage of contracted UDA delivered 2018 & 2019



QUALITY

	Quantity	Base Number	Contract	AT	Region	England
% of FP17s for the same patient ID Re-attending within 3 months - Children	68	1,279	5.3%	11.6%	12.2%	11.6%
% of FP17s for the same patient ID Re-attending within 3 months - Adults	538	4,863	11.1%	15.1%	15.8%	15.5%
% of FP17s for the same patient ID Re-attending between 3 & 9 months - Children	702	1,279	54.9%	58.6%	60.3%	58.8%
% of FP17s for the same patient ID Re-attending between 3 & 9 months - Adults	2,757	4,863	56.7%	51.5%	53.5%	51.1%
% of FP17s for Band 1 Urgent Courses	334	5,880	5.7%	10.7%	9.1%	9.0%
% of FP17s Relating to Free Repair or Replacements	67	5,880	1.1%	0.9%	1.0%	0.8%
% of FP17s Relating to Continuations	109	5,880	1.9%	0.9%	1.0%	0.9%
% of Patients satisfied with the dentistry they have received	4	4	N/A	93.2%	93.6%	93.3%
% of Patients satisfied with the time they had to wait for an appointment	4	4	N/A	88.5%	89.8%	88.9%

* This is based on patients treated on this contract for their most recent course of treatment. Figures in italics indicate the base number of FP17s or Patient Questionnaire responses are less than 100. N/A is shown where the base number of responses is less than 10 during the period. % is calculated as Quantity/Base number*100

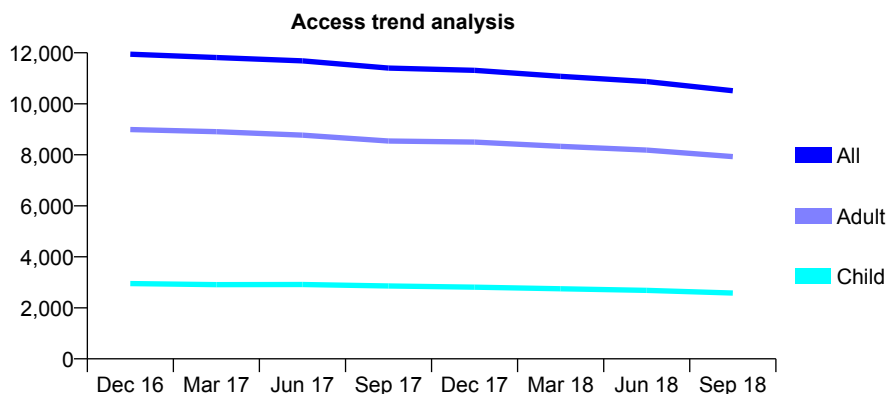
Q47 - Vital Signs At a Glance Contract Report for 101370/0084 - September 2018

Name or company name	Petrie Tucker & Partners Ltd
Contract type name	GDS Contract
Purpose of contract	General
Contract start date	01/04/2007
Contract end date	

18/19 Contracted general activity (UDA)	33,780
Carry forward general activity (UDA)	0
18/19 Contracted orthodontic activity (UOA)	0
Carry forward orthodontic activity (UOA)	0
Baseline contract value	£1,033,113.22

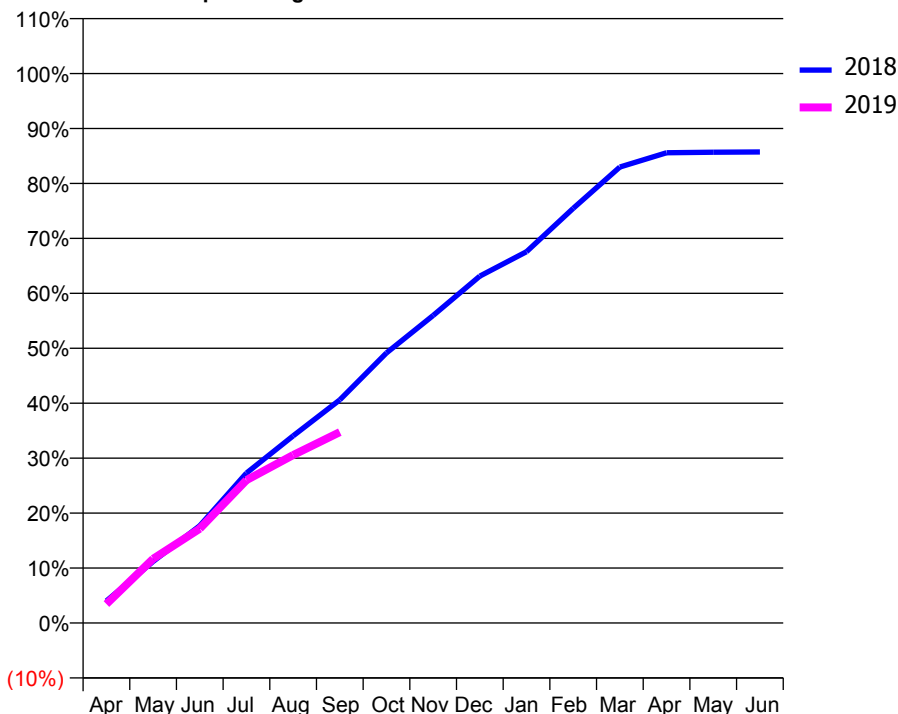
ACCESS*

Patients seen in 24 months	Total	Change since previous quarter
Quarter ending September 2017	11,399	
Quarter ending December 2017	11,310	→
Quarter ending March 2018	11,077	↓
Quarter ending June 2018	10,871	↓
Quarter ending September 2018	10,513	↓
Variance since September 2017	(7.8%)	↓



ACTIVITY

Cumulative percentage of contracted UDA delivered 2018 & 2019



Adjusted Scheduled Activity (UDA)

Month	2018	2019
April	1,360	1,167
May	3,780	3,946
June	5,981	5,801
July	9,214	8,785
August	11,504	10,324
September	13,718	11,737
October	16,607	
November	18,905	
December	21,329	
January	22,823	
February	25,486	
March	28,031	
April	28,905	
May	28,938	
June	28,959	

QUALITY

	Quantity	Base Number	Contract	AT	Region	England
% of FP17s for the same patient ID Re-attending within 3 months - Children	97	1,471	6.6%	11.6%	12.2%	11.6%
% of FP17s for the same patient ID Re-attending within 3 months - Adults	459	4,132	11.1%	15.1%	15.8%	15.5%
% of FP17s for the same patient ID Re-attending between 3 & 9 months - Children	568	1,471	38.6%	58.6%	60.3%	58.8%
% of FP17s for the same patient ID Re-attending between 3 & 9 months - Adults	1,584	4,132	38.3%	51.5%	53.5%	51.1%
% of FP17s for Band 1 Urgent Courses	450	5,195	8.7%	10.7%	9.1%	9.0%
% of FP17s Relating to Free Repair or Replacements	54	5,195	1.0%	0.9%	1.0%	0.8%
% of FP17s Relating to Continuations	108	5,195	2.1%	0.9%	1.0%	0.9%
% of Patients satisfied with the dentistry they have received	7	7	N/A	93.2%	93.6%	93.3%
% of Patients satisfied with the time they had to wait for an appointment	7	7	N/A	88.5%	89.8%	88.9%

* This is based on patients treated on this contract for their most recent course of treatment. Figures in italics indicate the base number of FP17s or Patient Questionnaire responses are less than 100. N/A is shown where the base number of responses is less than 10 during the period. % is calculated as Quantity/Base number*100

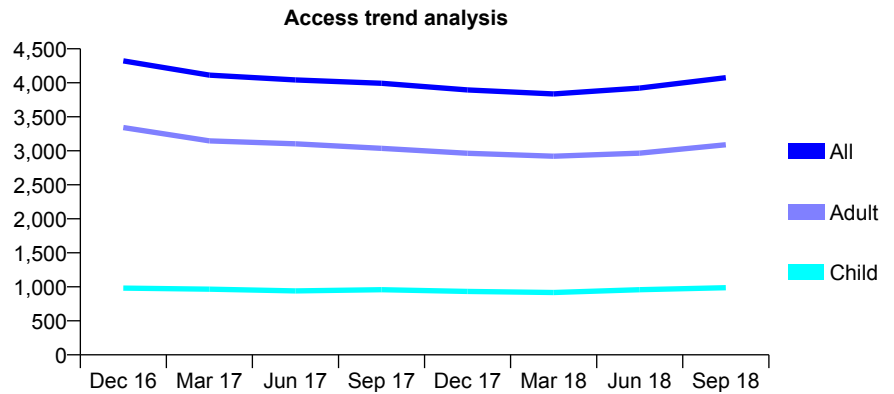
Q47 - Vital Signs At a Glance Contract Report for 101435/0096 - September 2018

Name or company name	IDH Limited
Contract type name	GDS Contract
Purpose of contract	General
Contract start date	25/04/2008
Contract end date	

18/19 Contracted general activity (UDA)	14,432
Carry forward general activity (UDA)	0
18/19 Contracted orthodontic activity (UOA)	0
Carry forward orthodontic activity (UOA)	0
Baseline contract value	£356,455.99

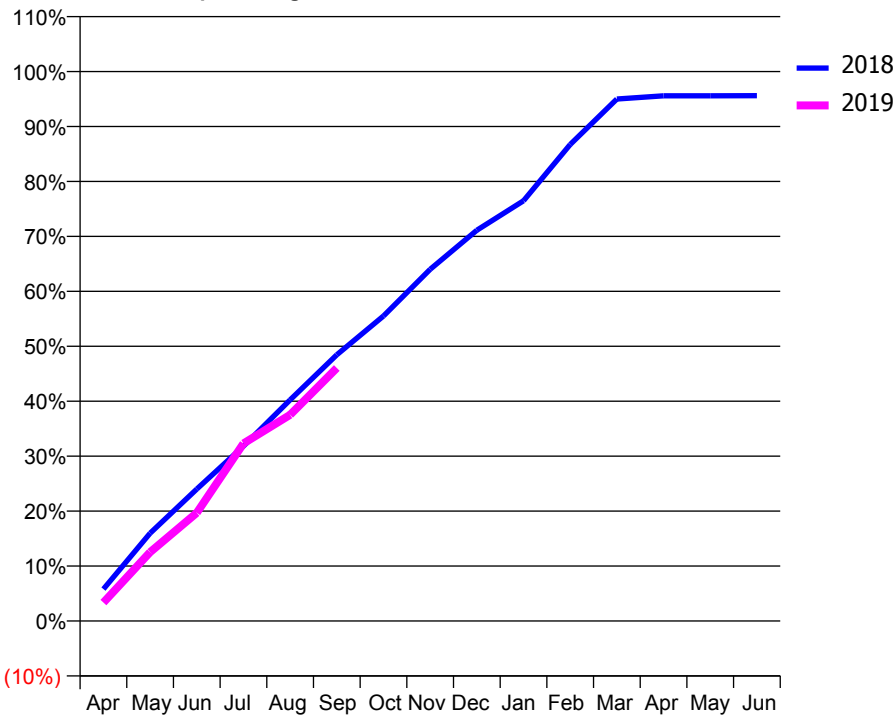
ACCESS*

Patients seen in 24 months	Total	Change since previous quarter
Quarter ending September 2017	3,994	
Quarter ending December 2017	3,895	↓
Quarter ending March 2018	3,837	↓
Quarter ending June 2018	3,923	↑
Quarter ending September 2018	4,076	↑
Variance since September 2017	2.1%	↑



ACTIVITY

Cumulative percentage of contracted UDA delivered 2018 & 2019



Month	Adjusted Scheduled Activity (UDA)	
	2018	2019
April	840	484
May	2,306	1,810
June	3,465	2,841
July	4,593	4,662
August	5,808	5,416
September	6,992	6,647
October	8,011	
November	9,237	
December	10,264	
January	11,036	
February	12,513	
March	13,710	
April	13,795	
May	13,794	
June	13,797	

QUALITY

	Quantity	Base Number	Contract	AT	Region	England
% of FP17s for the same patient ID Re-attending within 3 months - Children	34	548	6.2%	11.6%	12.2%	11.6%
% of FP17s for the same patient ID Re-attending within 3 months - Adults	236	1,761	13.4%	15.1%	15.8%	15.5%
% of FP17s for the same patient ID Re-attending between 3 & 9 months - Children	173	548	31.6%	58.6%	60.3%	58.8%
% of FP17s for the same patient ID Re-attending between 3 & 9 months - Adults	628	1,761	35.7%	51.5%	53.5%	51.1%
% of FP17s for Band 1 Urgent Courses	180	2,278	7.9%	10.7%	9.1%	9.0%
% of FP17s Relating to Free Repair or Replacements	26	2,278	1.1%	0.9%	1.0%	0.8%
% of FP17s Relating to Continuations	52	2,278	2.3%	0.9%	1.0%	0.9%
% of Patients satisfied with the dentistry they have received	6	6	N/A	93.2%	93.6%	93.3%
% of Patients satisfied with the time they had to wait for an appointment	5	6	N/A	88.5%	89.8%	88.9%

* This is based on patients treated on this contract for their most recent course of treatment. Figures in italics indicate the base number of FP17s or Patient Questionnaire responses are less than 100. N/A is shown where the base number of responses is less than 10 during the period. % is calculated as Quantity/Base number*100

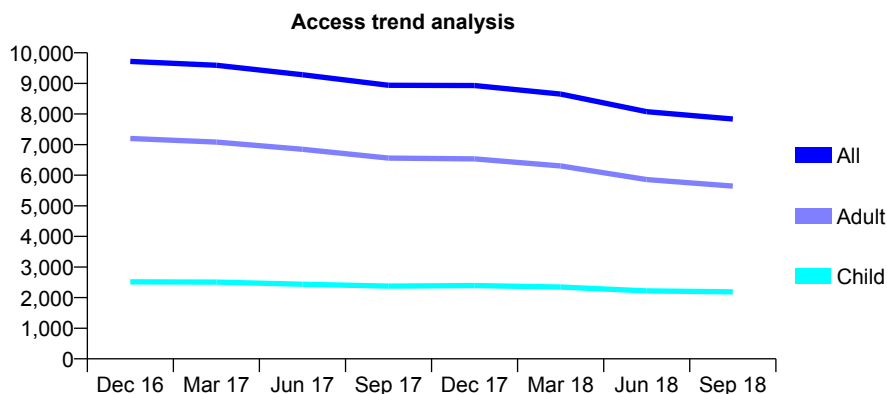
Q47 - Vital Signs At a Glance Contract Report for 101435/0097 - September 2018

Name or company name	Towngate Leyland Dental Practice Partners
Contract type name	GDS Contract
Purpose of contract	General
Contract start date	07/05/2008
Contract end date	

18/19 Contracted general activity (UDA)	25,500
Carry forward general activity (UDA)	0
18/19 Contracted orthodontic activity (UOA)	0
Carry forward orthodontic activity (UOA)	0
Baseline contract value	£569,970.72

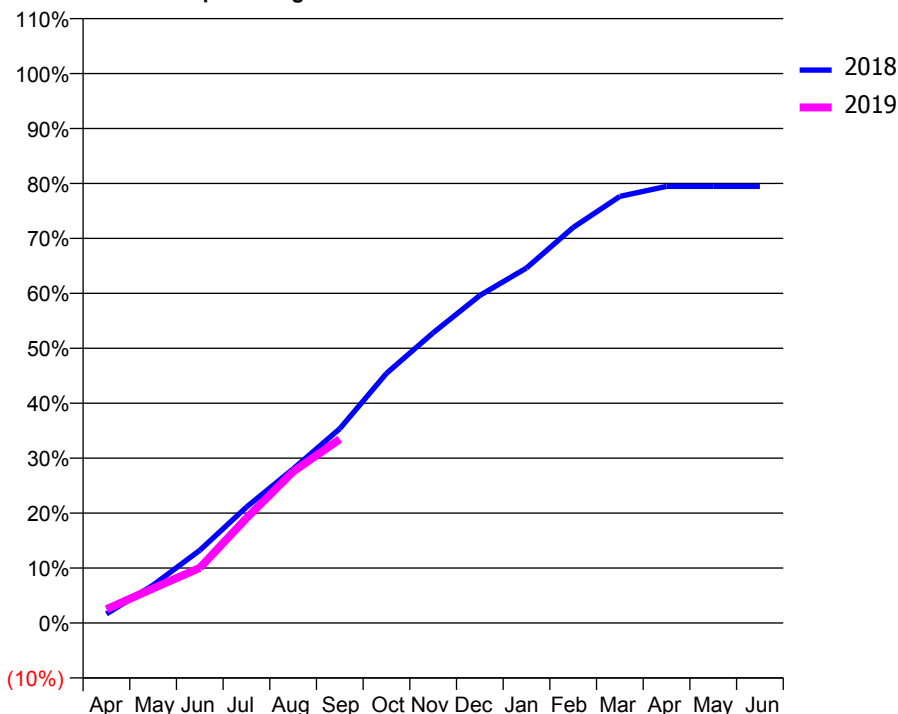
ACCESS*

Patients seen in 24 months	Total	Change since previous quarter
Quarter ending September 2017	8,938	
Quarter ending December 2017	8,931	→
Quarter ending March 2018	8,651	↓
Quarter ending June 2018	8,078	↓
Quarter ending September 2018	7,836	↓
Variance since September 2017	(12.3%)	↓



ACTIVITY

Cumulative percentage of contracted UDA delivered 2018 & 2019



Month	Adjusted Scheduled Activity (UDA)	
	2018	2019
April	423	643
May	1,761	1,603
June	3,378	2,559
July	5,382	4,869
August	7,151	7,027
September	9,018	8,532
October	11,588	
November	13,467	
December	15,204	
January	16,478	
February	18,354	
March	19,800	
April	20,262	
May	20,264	
June	20,265	

QUALITY

	Quantity	Base Number	Contract	AT	Region	England
% of FP17s for the same patient ID Re-attending within 3 months - Children	56	1,250	4.5%	11.6%	12.2%	11.6%
% of FP17s for the same patient ID Re-attending within 3 months - Adults	297	2,781	10.7%	15.1%	15.8%	15.5%
% of FP17s for the same patient ID Re-attending between 3 & 9 months - Children	541	1,250	43.3%	58.6%	60.3%	58.8%
% of FP17s for the same patient ID Re-attending between 3 & 9 months - Adults	1,215	2,781	43.7%	51.5%	53.5%	51.1%
% of FP17s for Band 1 Urgent Courses	246	3,807	6.5%	10.7%	9.1%	9.0%
% of FP17s Relating to Free Repair or Replacements	20	3,807	0.5%	0.9%	1.0%	0.8%
% of FP17s Relating to Continuations	62	3,807	1.6%	0.9%	1.0%	0.9%
% of Patients satisfied with the dentistry they have received	8	8	N/A	93.2%	93.6%	93.3%
% of Patients satisfied with the time they had to wait for an appointment	6	8	N/A	88.5%	89.8%	88.9%

* This is based on patients treated on this contract for their most recent course of treatment. Figures in italics indicate the base number of FP17s or Patient Questionnaire responses are less than 100. N/A is shown where the base number of responses is less than 10 during the period. % is calculated as Quantity/Base number*100

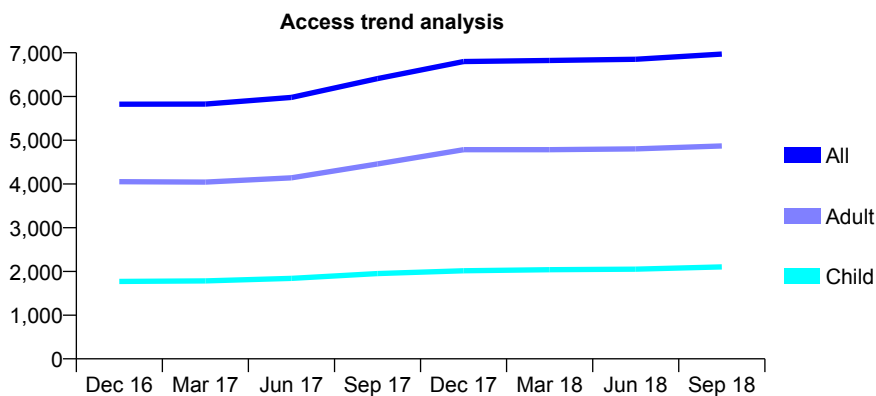
Q47 - Vital Signs At a Glance Contract Report for 101435/0144 - September 2018

Name or company name	IDH Limited
Contract type name	GDS Contract
Purpose of contract	General
Contract start date	01/12/2012
Contract end date	

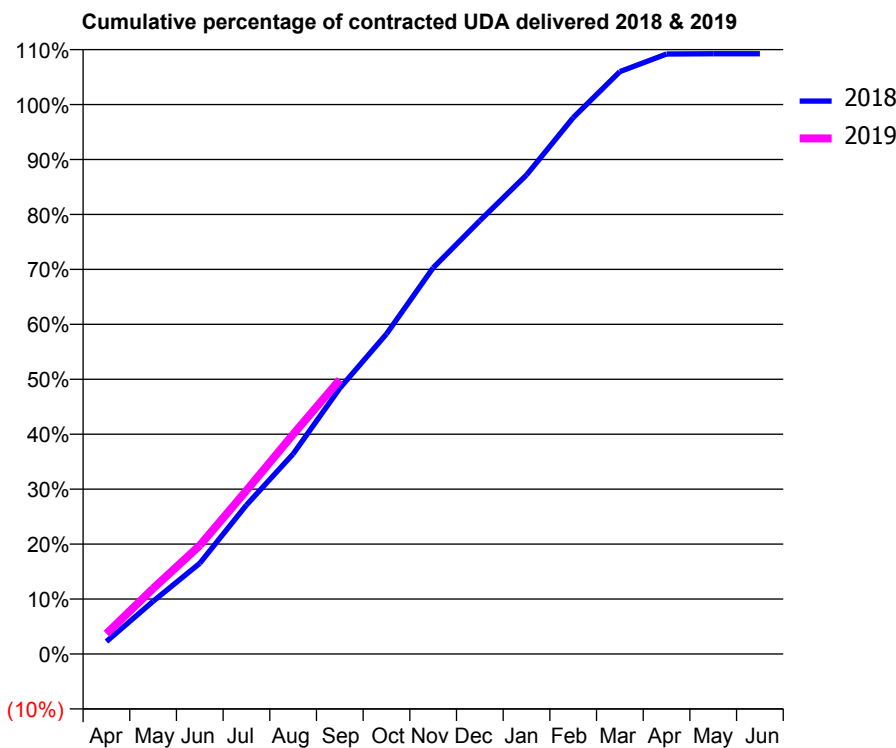
18/19 Contracted general activity (UDA)	13,990
Carry forward general activity (UDA)	0
18/19 Contracted orthodontic activity (UOA)	0
Carry forward orthodontic activity (UOA)	0
Baseline contract value	£416,956.48

ACCESS*

Patients seen in 24 months	Total	Change since previous quarter
Quarter ending September 2017	6,411	
Quarter ending December 2017	6,801	↑
Quarter ending March 2018	6,825	→
Quarter ending June 2018	6,852	→
Quarter ending September 2018	6,971	→
Variance since September 2017	8.7%	↑



ACTIVITY



Month	Adjusted Scheduled Activity (UDA)	
	2018	2019
April	319	517
May	1,342	1,670
June	2,311	2,765
July	3,795	4,165
August	5,094	5,593
September	6,769	6,985
October	8,148	
November	9,835	
December	11,032	
January	12,198	
February	13,656	
March	14,828	
April	15,275	
May	15,283	
June	15,284	

QUALITY

	Quantity	Base Number	Contract	AT	Region	England
% of FP17s for the same patient ID Re-attending within 3 months - Children	54	1,317	4.1%	11.6%	12.2%	11.6%
% of FP17s for the same patient ID Re-attending within 3 months - Adults	199	2,629	7.6%	15.1%	15.8%	15.5%
% of FP17s for the same patient ID Re-attending between 3 & 9 months - Children	552	1,317	41.9%	58.6%	60.3%	58.8%
% of FP17s for the same patient ID Re-attending between 3 & 9 months - Adults	968	2,629	36.8%	51.5%	53.5%	51.1%
% of FP17s for Band 1 Urgent Courses	219	3,702	5.9%	10.7%	9.1%	9.0%
% of FP17s Relating to Free Repair or Replacements	15	3,702	0.4%	0.9%	1.0%	0.8%
% of FP17s Relating to Continuations	30	3,702	0.8%	0.9%	1.0%	0.9%
% of Patients satisfied with the dentistry they have received	2	2	N/A	93.2%	93.6%	93.3%
% of Patients satisfied with the time they had to wait for an appointment	2	2	N/A	88.5%	89.8%	88.9%

* This is based on patients treated on this contract for their most recent course of treatment. Figures in italics indicate the base number of FP17s or Patient Questionnaire responses are less than 100. N/A is shown where the base number of responses is less than 10 during the period. % is calculated as Quantity/Base number*100

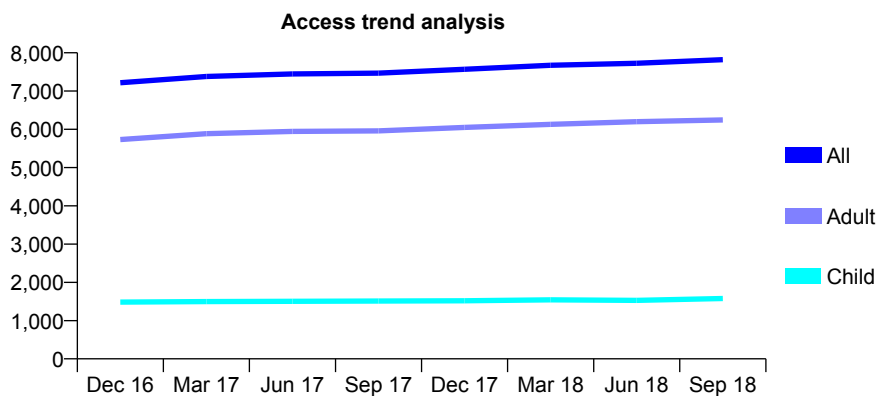
Q47 - Vital Signs At a Glance Contract Report for 102350/0001 - September 2018

Name or company name	Complete Dental
Contract type name	GDS Contract
Purpose of contract	General
Contract start date	01/04/2006
Contract end date	

18/19 Contracted general activity (UDA)	24,000
Carry forward general activity (UDA)	0
18/19 Contracted orthodontic activity (UOA)	0
Carry forward orthodontic activity (UOA)	0
Baseline contract value	£582,449.17

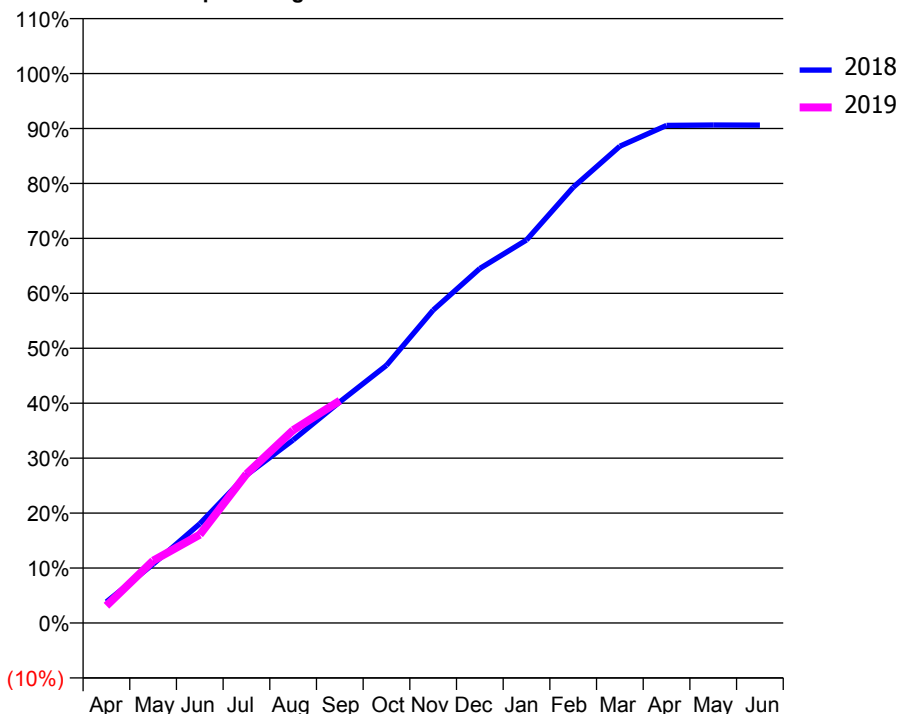
ACCESS*

Patients seen in 24 months	Total	Change since previous quarter
Quarter ending September 2017	7,470	
Quarter ending December 2017	7,568	→
Quarter ending March 2018	7,673	→
Quarter ending June 2018	7,728	→
Quarter ending September 2018	7,821	→
Variance since September 2017	4.7%	↑



ACTIVITY

Cumulative percentage of contracted UDA delivered 2018 & 2019



Month	Adjusted Scheduled Activity (UDA)	
	2018	2019
April	925	753
May	2,571	2,723
June	4,335	3,859
July	6,463	6,509
August	7,993	8,427
September	9,661	9,713
October	11,252	
November	13,663	
December	15,483	
January	16,730	
February	19,028	
March	20,823	
April	21,735	
May	21,748	
June	21,745	

QUALITY

	Quantity	Base Number	Contract	AT	Region	England
% of FP17s for the same patient ID Re-attending within 3 months - Children	81	1,228	6.6%	11.6%	12.2%	11.6%
% of FP17s for the same patient ID Re-attending within 3 months - Adults	564	4,559	12.4%	15.1%	15.8%	15.5%
% of FP17s for the same patient ID Re-attending between 3 & 9 months - Children	785	1,228	63.9%	58.6%	60.3%	58.8%
% of FP17s for the same patient ID Re-attending between 3 & 9 months - Adults	2,597	4,559	57.0%	51.5%	53.5%	51.1%
% of FP17s for Band 1 Urgent Courses	356	5,291	6.7%	10.7%	9.1%	9.0%
% of FP17s Relating to Free Repair or Replacements	88	5,291	1.7%	0.9%	1.0%	0.8%
% of FP17s Relating to Continuations	36	5,291	0.7%	0.9%	1.0%	0.9%
% of Patients satisfied with the dentistry they have received	10	10	100.0%	93.2%	93.6%	93.3%
% of Patients satisfied with the time they had to wait for an appointment	10	10	100.0%	88.5%	89.8%	88.9%

* This is based on patients treated on this contract for their most recent course of treatment. Figures in italics indicate the base number of FP17s or Patient Questionnaire responses are less than 100. N/A is shown where the base number of responses is less than 10 during the period. % is calculated as Quantity/Base number*100

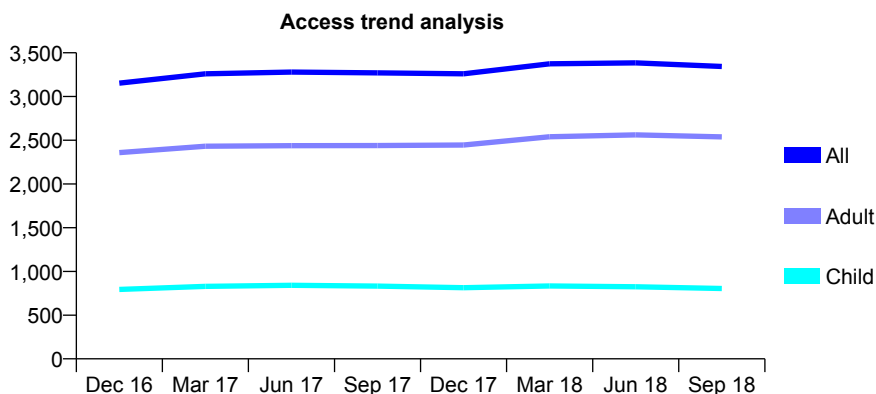
Q47 - Vital Signs At a Glance Contract Report for 103578/0001 - September 2018

Name or company name	Lostock Hall Dental Care Ltd
Contract type name	GDS Contract
Purpose of contract	General
Contract start date	01/11/2009
Contract end date	

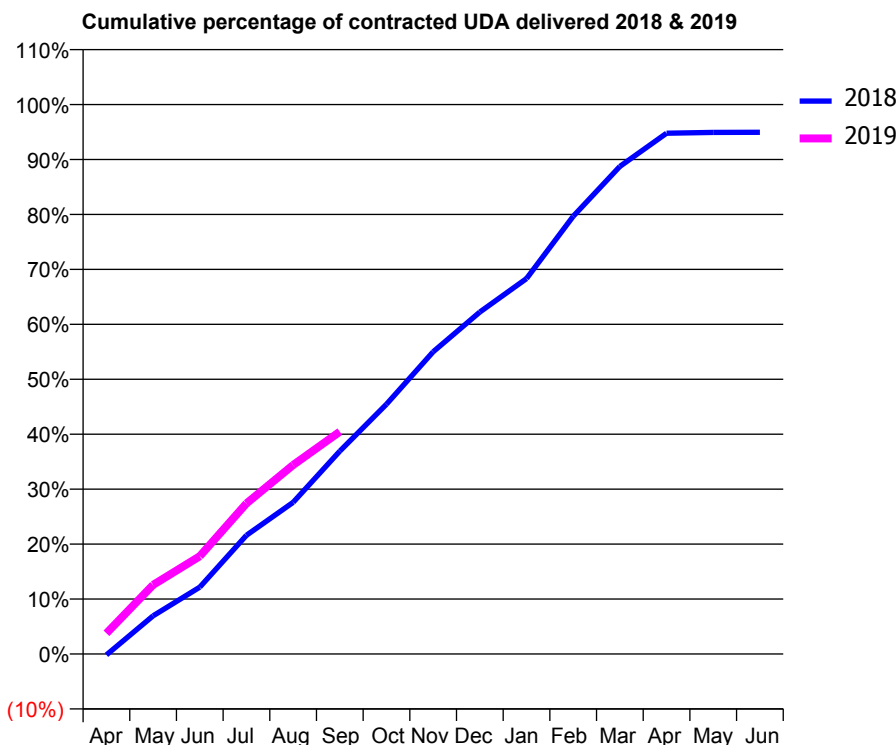
18/19 Contracted general activity (UDA)	9,683
Carry forward general activity (UDA)	0
18/19 Contracted orthodontic activity (UOA)	0
Carry forward orthodontic activity (UOA)	0
Baseline contract value	£262,937.24

ACCESS*

Patients seen in 24 months	Total	Change since previous quarter
Quarter ending September 2017	3,271	
Quarter ending December 2017	3,260	→
Quarter ending March 2018	3,374	↑
Quarter ending June 2018	3,385	→
Quarter ending September 2018	3,344	↓
Variance since September 2017	2.2%	↑



ACTIVITY



Month	Adjusted Scheduled Activity (UDA)	
	2018	2019
April	-17	366
May	674	1,219
June	1,178	1,723
July	2,091	2,655
August	2,673	3,330
September	3,575	3,919
October	4,401	
November	5,327	
December	6,026	
January	6,616	
February	7,712	
March	8,592	
April	9,176	
May	9,192	
June	9,194	

QUALITY

	Quantity	Base Number	Contract	AT	Region	England
% of FP17s for the same patient ID Re-attending within 3 months - Children	35	629	5.6%	11.6%	12.2%	11.6%
% of FP17s for the same patient ID Re-attending within 3 months - Adults	249	1,828	13.6%	15.1%	15.8%	15.5%
% of FP17s for the same patient ID Re-attending between 3 & 9 months - Children	443	629	70.4%	58.6%	60.3%	58.8%
% of FP17s for the same patient ID Re-attending between 3 & 9 months - Adults	1,161	1,828	63.5%	51.5%	53.5%	51.1%
% of FP17s for Band 1 Urgent Courses	144	2,189	6.6%	10.7%	9.1%	9.0%
% of FP17s Relating to Free Repair or Replacements	30	2,189	1.4%	0.9%	1.0%	0.8%
% of FP17s Relating to Continuations	11	2,189	0.5%	0.9%	1.0%	0.9%
% of Patients satisfied with the dentistry they have received	5	5	N/A	93.2%	93.6%	93.3%
% of Patients satisfied with the time they had to wait for an appointment	5	5	N/A	88.5%	89.8%	88.9%

* This is based on patients treated on this contract for their most recent course of treatment. Figures in italics indicate the base number of FP17s or Patient Questionnaire responses are less than 100. N/A is shown where the base number of responses is less than 10 during the period. % is calculated as Quantity/Base number*100

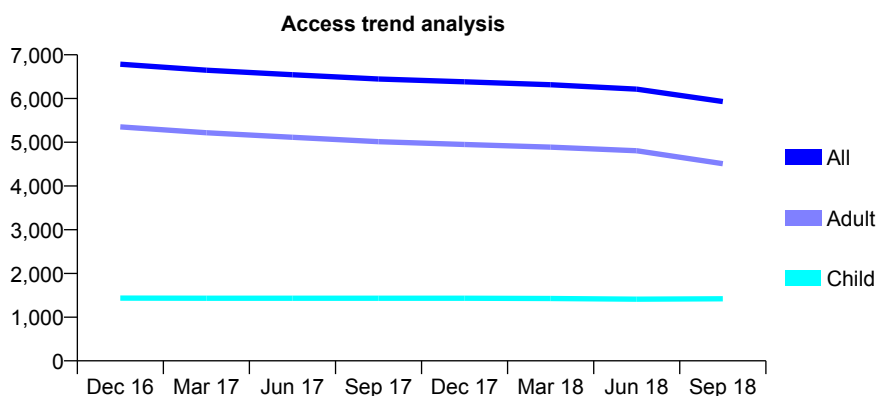
Q47 - Vital Signs At a Glance Contract Report for 105198/0001 - September 2018

Name or company name	Stacksteads Dental Practice
Contract type name	GDS Contract
Purpose of contract	General
Contract start date	01/04/2009
Contract end date	

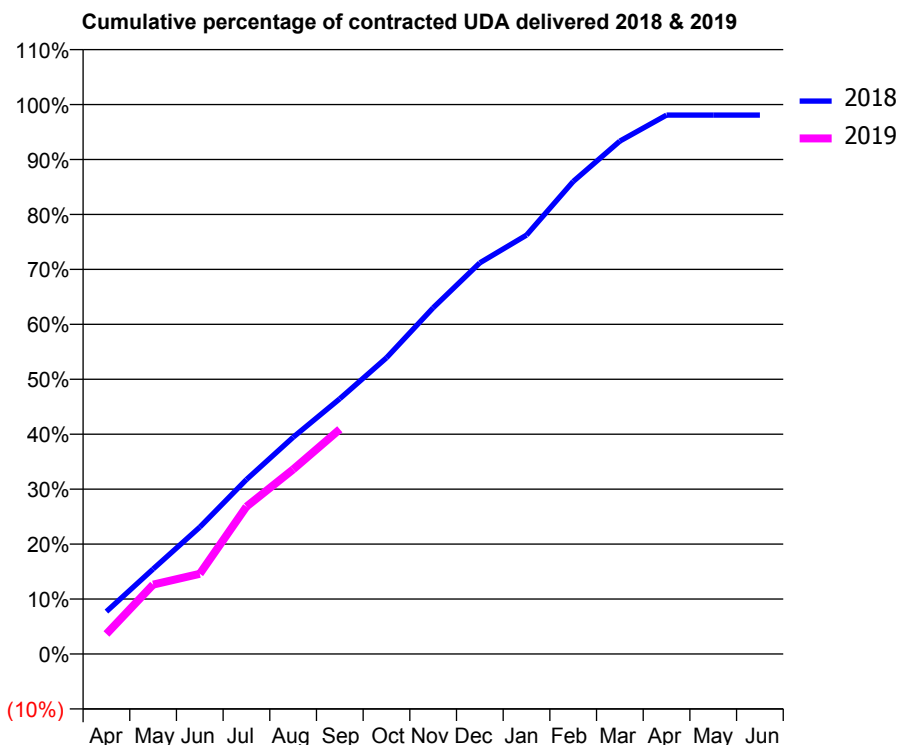
18/19 Contracted general activity (UDA)	18,100
Carry forward general activity (UDA)	0
18/19 Contracted orthodontic activity (UOA)	0
Carry forward orthodontic activity (UOA)	0
Baseline contract value	£553,420.00

ACCESS*

Patients seen in 24 months	Total	Change since previous quarter
Quarter ending September 2017	6,446	
Quarter ending December 2017	6,382	→
Quarter ending March 2018	6,316	↓
Quarter ending June 2018	6,215	↓
Quarter ending September 2018	5,931	↓
Variance since September 2017	(8.0%)	↓



ACTIVITY



Adjusted Scheduled Activity (UDA)		
Month	2018	2019
April	1,400	660
May	2,802	2,287
June	4,181	2,641
July	5,747	4,857
August	7,142	6,082
September	8,410	7,403
October	9,757	
November	11,405	
December	12,884	
January	13,797	
February	15,566	
March	16,894	
April	17,751	
May	17,751	
June	17,750	

QUALITY

	Quantity	Base Number	Contract	AT	Region	England
% of FP17s for the same patient ID Re-attending within 3 months - Children	103	1,210	8.5%	11.6%	12.2%	11.6%
% of FP17s for the same patient ID Re-attending within 3 months - Adults	470	3,380	13.9%	15.1%	15.8%	15.5%
% of FP17s for the same patient ID Re-attending between 3 & 9 months - Children	813	1,210	67.2%	58.6%	60.3%	58.8%
% of FP17s for the same patient ID Re-attending between 3 & 9 months - Adults	2,235	3,380	66.1%	51.5%	53.5%	51.1%
% of FP17s for Band 1 Urgent Courses	286	4,164	6.9%	10.7%	9.1%	9.0%
% of FP17s Relating to Free Repair or Replacements	23	4,164	0.6%	0.9%	1.0%	0.8%
% of FP17s Relating to Continuations	21	4,164	0.5%	0.9%	1.0%	0.9%
% of Patients satisfied with the dentistry they have received	0	0	N/A	93.2%	93.6%	93.3%
% of Patients satisfied with the time they had to wait for an appointment	0	0	N/A	88.5%	89.8%	88.9%

* This is based on patients treated on this contract for their most recent course of treatment. Figures in italics indicate the base number of FP17s or Patient Questionnaire responses are less than 100. N/A is shown where the base number of responses is less than 10 during the period. % is calculated as Quantity/Base number*100

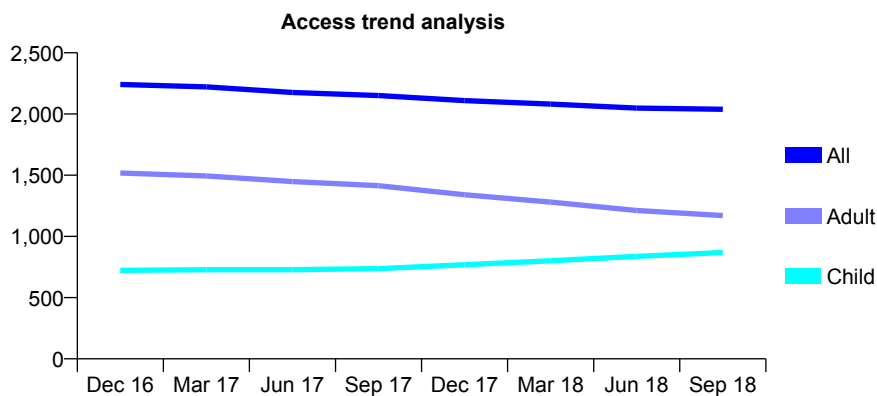
Q47 - Vital Signs At a Glance Contract Report for 105406/0001 - September 2018

Name or company name	Clayton Brook Dental Surgery
Contract type name	GDS Contract
Purpose of contract	General
Contract start date	01/06/2010
Contract end date	

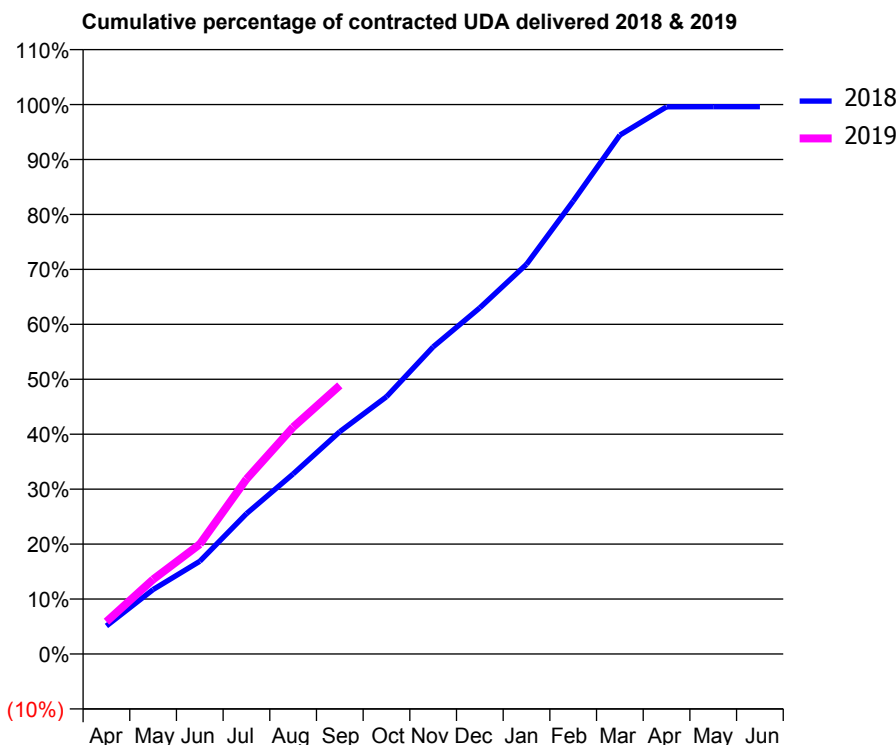
18/19 Contracted general activity (UDA)	7,000
Carry forward general activity (UDA)	0
18/19 Contracted orthodontic activity (UOA)	0
Carry forward orthodontic activity (UOA)	0
Baseline contract value	£140,546.75

ACCESS*

Patients seen in 24 months	Total	Change since previous quarter
Quarter ending September 2017	2,151	
Quarter ending December 2017	2,109	↓
Quarter ending March 2018	2,081	↓
Quarter ending June 2018	2,049	↓
Quarter ending September 2018	2,039	→
Variance since September 2017	(5.2%)	↓



ACTIVITY



Month	Adjusted Scheduled Activity (UDA)	
	2018	2019
April	357	412
May	822	951
June	1,181	1,399
July	1,788	2,228
August	2,295	2,890
September	2,833	3,422
October	3,277	
November	3,913	
December	4,410	
January	4,965	
February	5,770	
March	6,611	
April	6,971	
May	6,972	
June	6,972	

QUALITY

	Quantity	Base Number	Contract	AT	Region	England
% of FP17s for the same patient ID Re-attending within 3 months - Children	123	918	13.4%	11.6%	12.2%	11.6%
% of FP17s for the same patient ID Re-attending within 3 months - Adults	221	877	25.2%	15.1%	15.8%	15.5%
% of FP17s for the same patient ID Re-attending between 3 & 9 months - Children	572	918	62.3%	58.6%	60.3%	58.8%
% of FP17s for the same patient ID Re-attending between 3 & 9 months - Adults	433	877	49.4%	51.5%	53.5%	51.1%
% of FP17s for Band 1 Urgent Courses	77	1,595	4.8%	10.7%	9.1%	9.0%
% of FP17s Relating to Free Repair or Replacements	33	1,595	2.1%	0.9%	1.0%	0.8%
% of FP17s Relating to Continuations	68	1,595	4.3%	0.9%	1.0%	0.9%
% of Patients satisfied with the dentistry they have received	3	3	N/A	93.2%	93.6%	93.3%
% of Patients satisfied with the time they had to wait for an appointment	3	3	N/A	88.5%	89.8%	88.9%

* This is based on patients treated on this contract for their most recent course of treatment. Figures in italics indicate the base number of FP17s or Patient Questionnaire responses are less than 100. N/A is shown where the base number of responses is less than 10 during the period. % is calculated as Quantity/Base number*100

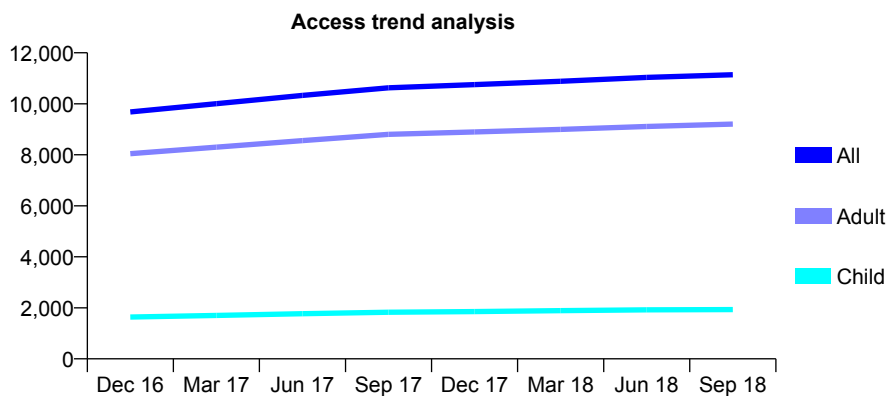
Q47 - Vital Signs At a Glance Contract Report for 106984/0002 - September 2018

Name or company name	Ravat & Ray Dental Care
Contract type name	GDS Contract
Purpose of contract	General
Contract start date	01/09/2009
Contract end date	

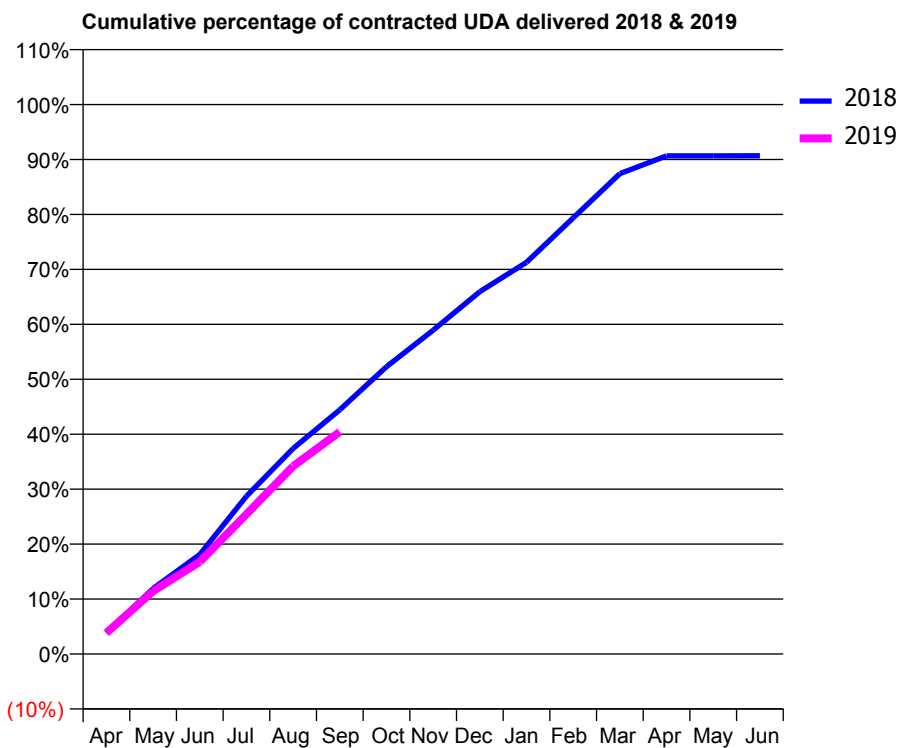
18/19 Contracted general activity (UDA)	31,670
Carry forward general activity (UDA)	0
18/19 Contracted orthodontic activity (UOA)	0
Carry forward orthodontic activity (UOA)	0
Baseline contract value	£1,156,256.03

ACCESS*

Patients seen in 24 months	Total	Change since previous quarter
Quarter ending September 2017	10,625	
Quarter ending December 2017	10,753	→
Quarter ending March 2018	10,886	→
Quarter ending June 2018	11,033	→
Quarter ending September 2018	11,138	→
Variance since September 2017	4.8%	↑



ACTIVITY



Month	Adjusted Scheduled Activity (UDA)	
	2018	2019
April	1,200	1,218
May	3,777	3,627
June	5,739	5,311
July	9,092	8,057
August	11,846	10,823
September	14,078	12,805
October	16,555	
November	18,661	
December	20,887	
January	22,574	
February	25,134	
March	27,684	
April	28,707	
May	28,708	
June	28,714	

QUALITY

	Quantity	Base Number	Contract	AT	Region	England
% of FP17s for the same patient ID Re-attending within 3 months - Children	103	1,517	6.8%	11.6%	12.2%	11.6%
% of FP17s for the same patient ID Re-attending within 3 months - Adults	936	6,330	14.8%	15.1%	15.8%	15.5%
% of FP17s for the same patient ID Re-attending between 3 & 9 months - Children	919	1,517	60.6%	58.6%	60.3%	58.8%
% of FP17s for the same patient ID Re-attending between 3 & 9 months - Adults	3,137	6,330	49.6%	51.5%	53.5%	51.1%
% of FP17s for Band 1 Urgent Courses	1,506	7,220	20.9%	10.7%	9.1%	9.0%
% of FP17s Relating to Free Repair or Replacements	69	7,220	1.0%	0.9%	1.0%	0.8%
% of FP17s Relating to Continuations	18	7,220	0.2%	0.9%	1.0%	0.9%
% of Patients satisfied with the dentistry they have received	6	6	N/A	93.2%	93.6%	93.3%
% of Patients satisfied with the time they had to wait for an appointment	6	6	N/A	88.5%	89.8%	88.9%

* This is based on patients treated on this contract for their most recent course of treatment. Figures in italics indicate the base number of FP17s or Patient Questionnaire responses are less than 100. N/A is shown where the base number of responses is less than 10 during the period. % is calculated as Quantity/Base number*100

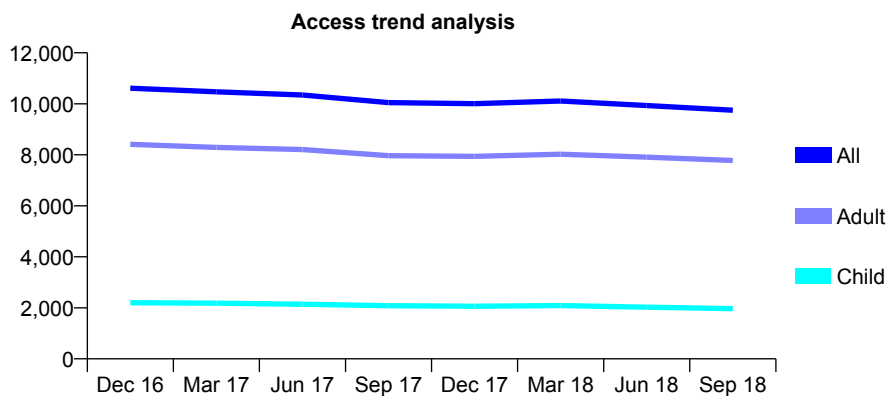
Q47 - Vital Signs At a Glance Contract Report for 106984/0003 - September 2018

Name or company name	Ravat & Ray Dental Care
Contract type name	GDS Contract
Purpose of contract	General
Contract start date	01/09/2009
Contract end date	

18/19 Contracted general activity (UDA)	24,300
Carry forward general activity (UDA)	0
18/19 Contracted orthodontic activity (UOA)	0
Carry forward orthodontic activity (UOA)	0
Baseline contract value	£818,728.75

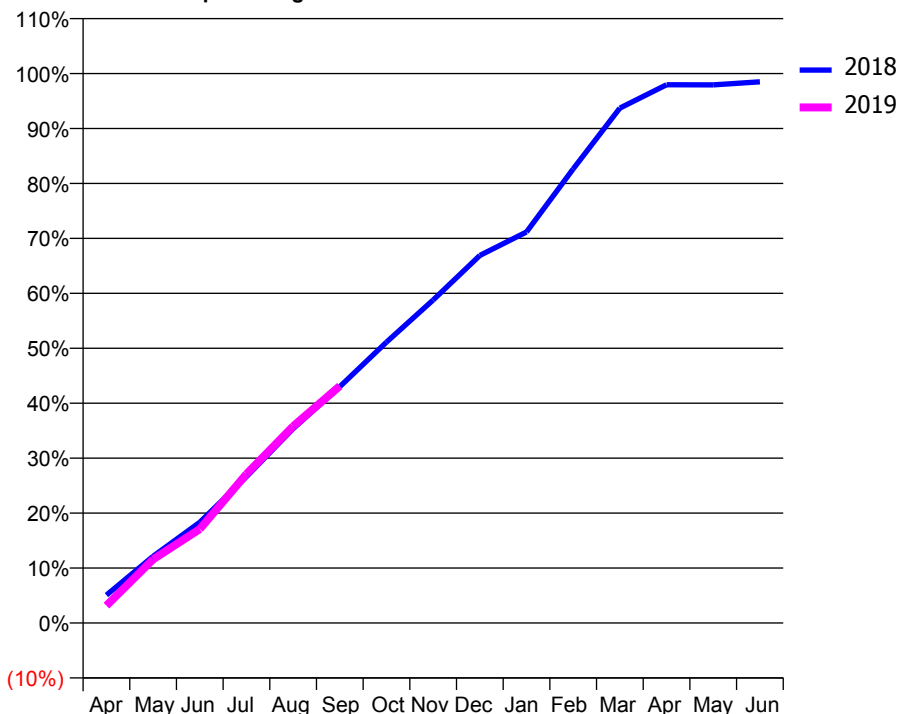
ACCESS*

Patients seen in 24 months	Total	Change since previous quarter
Quarter ending September 2017	10,048	
Quarter ending December 2017	10,003	→
Quarter ending March 2018	10,112	→
Quarter ending June 2018	9,930	↓
Quarter ending September 2018	9,749	↓
Variance since September 2017	(3.0%)	↓



ACTIVITY

Cumulative percentage of contracted UDA delivered 2018 & 2019



Month	Adjusted Scheduled Activity (UDA)	
	2018	2019
April	1,236	769
May	2,951	2,816
June	4,456	4,153
July	6,474	6,589
August	8,598	8,703
September	10,450	10,480
October	12,423	
November	14,288	
December	16,257	
January	17,291	
February	20,083	
March	22,768	
April	23,804	
May	23,799	
June	23,930	

QUALITY

	Quantity	Base Number	Contract	AT	Region	England
% of FP17s for the same patient ID Re-attending within 3 months - Children	202	1,747	11.6%	11.6%	12.2%	11.6%
% of FP17s for the same patient ID Re-attending within 3 months - Adults	579	4,842	12.0%	15.1%	15.8%	15.5%
% of FP17s for the same patient ID Re-attending between 3 & 9 months - Children	1,138	1,747	65.1%	58.6%	60.3%	58.8%
% of FP17s for the same patient ID Re-attending between 3 & 9 months - Adults	1,988	4,842	41.1%	51.5%	53.5%	51.1%
% of FP17s for Band 1 Urgent Courses	2,023	6,047	33.5%	10.7%	9.1%	9.0%
% of FP17s Relating to Free Repair or Replacements	40	6,047	0.7%	0.9%	1.0%	0.8%
% of FP17s Relating to Continuations	14	6,047	0.2%	0.9%	1.0%	0.9%
% of Patients satisfied with the dentistry they have received	3	3	N/A	93.2%	93.6%	93.3%
% of Patients satisfied with the time they had to wait for an appointment	3	3	N/A	88.5%	89.8%	88.9%

* This is based on patients treated on this contract for their most recent course of treatment. Figures in italics indicate the base number of FP17s or Patient Questionnaire responses are less than 100. N/A is shown where the base number of responses is less than 10 during the period. % is calculated as Quantity/Base number*100

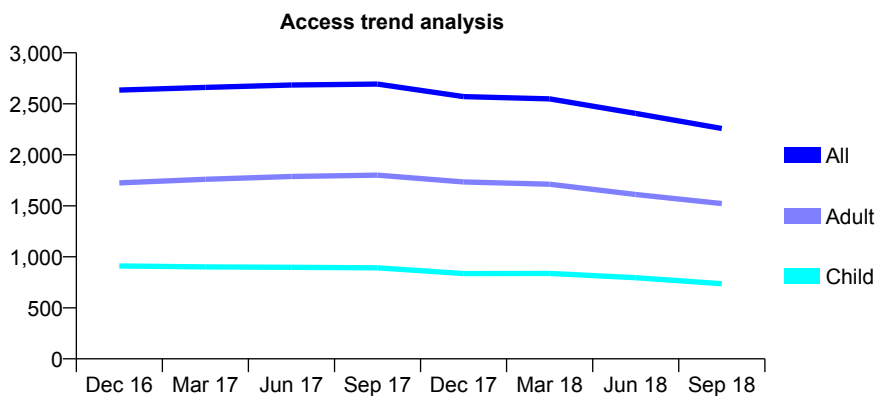
Q47 - Vital Signs At a Glance Contract Report for 106984/0005 - September 2018

Name or company name	Ravat & Ray Dental Care
Contract type name	GDS Contract
Purpose of contract	General
Contract start date	01/10/2011
Contract end date	

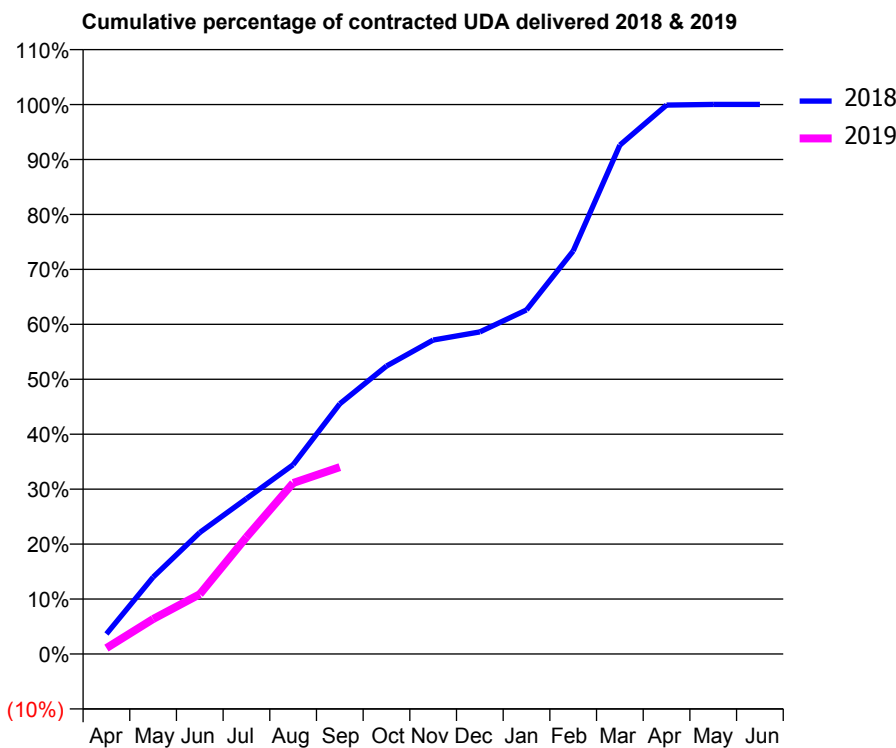
18/19 Contracted general activity (UDA)	7,250
Carry forward general activity (UDA)	0
18/19 Contracted orthodontic activity (UOA)	0
Carry forward orthodontic activity (UOA)	0
Baseline contract value	£401,877.55

ACCESS*

Patients seen in 24 months	Total	Change since previous quarter
Quarter ending September 2017	2,693	
Quarter ending December 2017	2,570	↓
Quarter ending March 2018	2,549	→
Quarter ending June 2018	2,406	↓
Quarter ending September 2018	2,258	↓
Variance since September 2017	(16.2%)	↓



ACTIVITY



Month	Adjusted Scheduled Activity (UDA)	
	2018	2019
April	266	79
May	1,014	462
June	1,604	788
July	2,050	1,543
August	2,497	2,257
September	3,301	2,466
October	3,800	
November	4,143	
December	4,250	
January	4,540	
February	5,317	
March	6,714	
April	7,242	
May	7,252	
June	7,252	

QUALITY

	Quantity	Base Number	Contract	AT	Region	England
% of FP17s for the same patient ID Re-attending within 3 months - Children	68	437	15.6%	11.6%	12.2%	11.6%
% of FP17s for the same patient ID Re-attending within 3 months - Adults	140	712	19.7%	15.1%	15.8%	15.5%
% of FP17s for the same patient ID Re-attending between 3 & 9 months - Children	223	437	51.0%	58.6%	60.3%	58.8%
% of FP17s for the same patient ID Re-attending between 3 & 9 months - Adults	356	712	50.0%	51.5%	53.5%	51.1%
% of FP17s for Band 1 Urgent Courses	126	968	13.0%	10.7%	9.1%	9.0%
% of FP17s Relating to Free Repair or Replacements	6	968	0.6%	0.9%	1.0%	0.8%
% of FP17s Relating to Continuations	3	968	0.3%	0.9%	1.0%	0.9%
% of Patients satisfied with the dentistry they have received	3	4	N/A	93.2%	93.6%	93.3%
% of Patients satisfied with the time they had to wait for an appointment	3	4	N/A	88.5%	89.8%	88.9%

* This is based on patients treated on this contract for their most recent course of treatment. Figures in italics indicate the base number of FP17s or Patient Questionnaire responses are less than 100. N/A is shown where the base number of responses is less than 10 during the period. % is calculated as Quantity/Base number*100

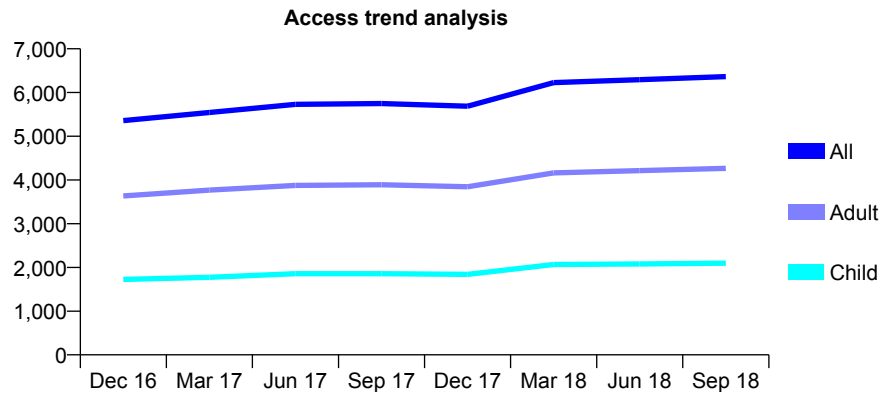
Q47 - Vital Signs At a Glance Contract Report for 107611/0001 - September 2018

Name or company name	Synergy Dental CLinic Ltd
Contract type name	GDS Contract
Purpose of contract	General
Contract start date	01/04/2008
Contract end date	

18/19 Contracted general activity (UDA)	17,552
Carry forward general activity (UDA)	0
18/19 Contracted orthodontic activity (UOA)	0
Carry forward orthodontic activity (UOA)	0
Baseline contract value	£454,608.46

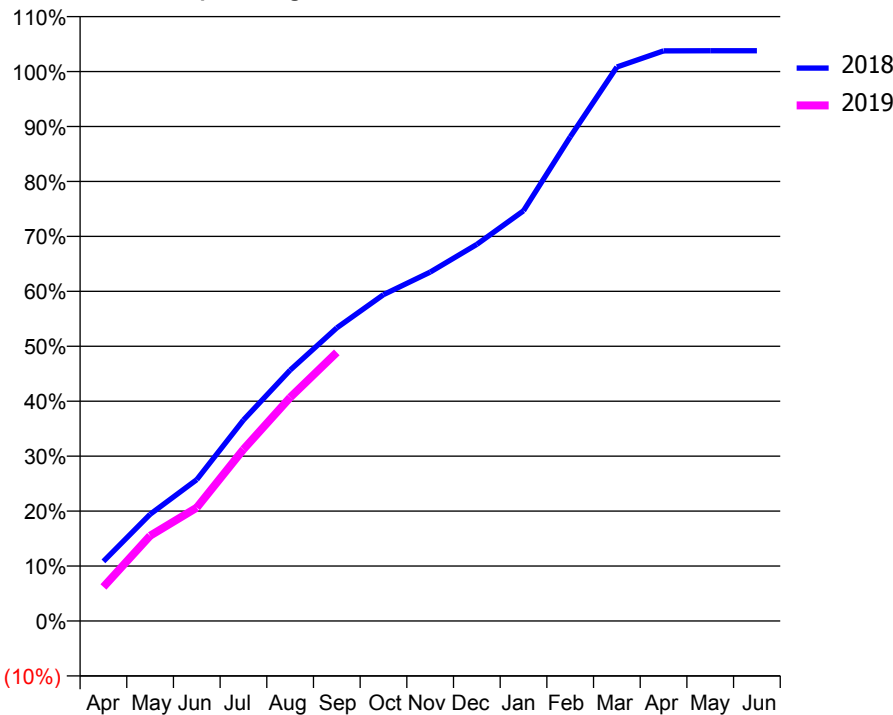
ACCESS*

Patients seen in 24 months	Total	Change since previous quarter
Quarter ending September 2017	5,748	
Quarter ending December 2017	5,687	↓
Quarter ending March 2018	6,227	↑
Quarter ending June 2018	6,294	→
Quarter ending September 2018	6,363	→
Variance since September 2017	10.7%	↑



ACTIVITY

Cumulative percentage of contracted UDA delivered 2018 & 2019



Month	Adjusted Scheduled Activity (UDA)	
	2018	2019
April	1,906	1,090
May	3,409	2,725
June	4,516	3,625
July	6,420	5,486
August	8,014	7,143
September	9,362	8,580
October	10,424	
November	11,144	
December	12,031	
January	13,106	
February	15,465	
March	17,694	
April	18,212	
May	18,216	
June	18,216	

QUALITY

	Quantity	Base Number	Contract	AT	Region	England
% of FP17s for the same patient ID Re-attending within 3 months - Children	130	1,519	8.6%	11.6%	12.2%	11.6%
% of FP17s for the same patient ID Re-attending within 3 months - Adults	471	2,941	16.0%	15.1%	15.8%	15.5%
% of FP17s for the same patient ID Re-attending between 3 & 9 months - Children	1,013	1,519	66.7%	58.6%	60.3%	58.8%
% of FP17s for the same patient ID Re-attending between 3 & 9 months - Adults	1,311	2,941	44.6%	51.5%	53.5%	51.1%
% of FP17s for Band 1 Urgent Courses	208	4,225	4.9%	10.7%	9.1%	9.0%
% of FP17s Relating to Free Repair or Replacements	15	4,225	0.4%	0.9%	1.0%	0.8%
% of FP17s Relating to Continuations	18	4,225	0.4%	0.9%	1.0%	0.9%
% of Patients satisfied with the dentistry they have received	5	5	N/A	93.2%	93.6%	93.3%
% of Patients satisfied with the time they had to wait for an appointment	4	5	N/A	88.5%	89.8%	88.9%

* This is based on patients treated on this contract for their most recent course of treatment. Figures in italics indicate the base number of FP17s or Patient Questionnaire responses are less than 100. N/A is shown where the base number of responses is less than 10 during the period. % is calculated as Quantity/Base number*100

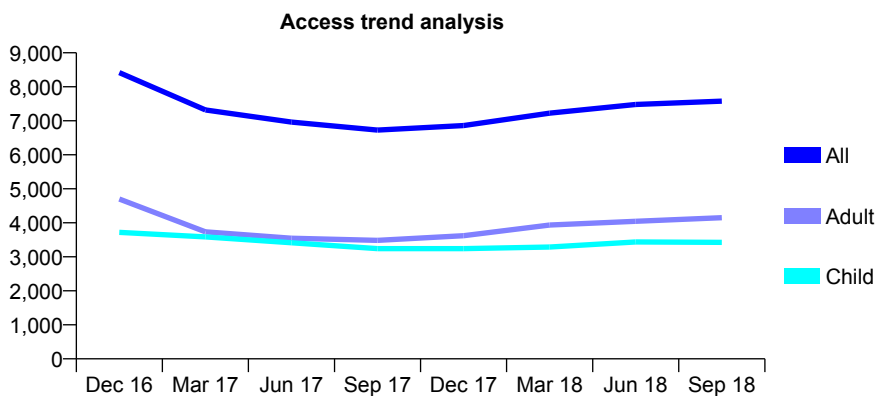
Q47 - Vital Signs At a Glance Contract Report for 108006/0001 - September 2018

Name or company name	Redbridge Associates Ltd
Contract type name	GDS Contract
Purpose of contract	General
Contract start date	06/09/2010
Contract end date	

18/19 Contracted general activity (UDA)	26,020
Carry forward general activity (UDA)	0
18/19 Contracted orthodontic activity (UOA)	0
Carry forward orthodontic activity (UOA)	0
Baseline contract value	£641,010.95

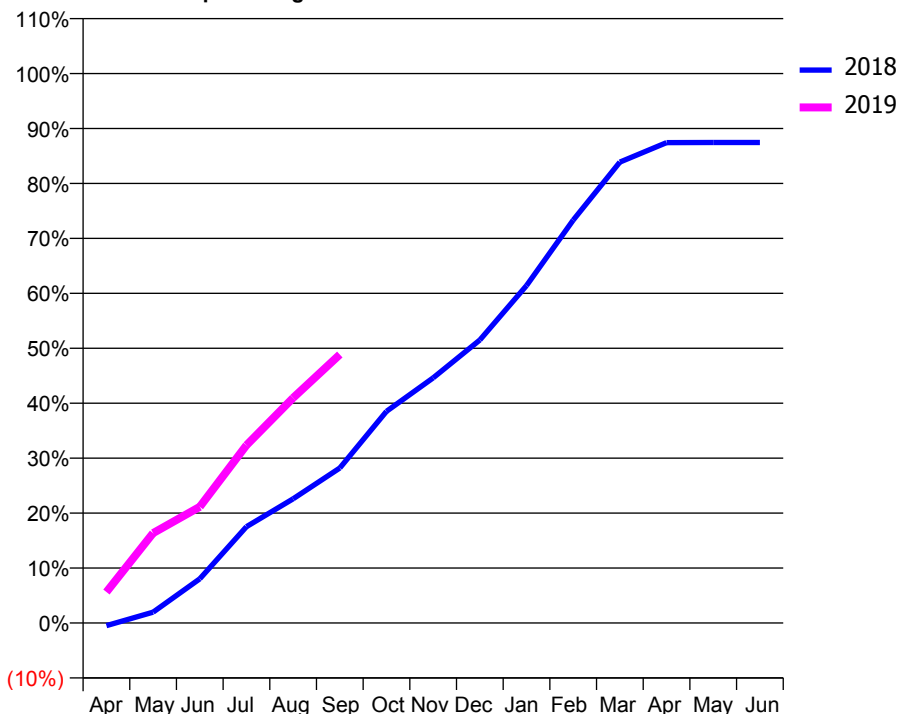
ACCESS*

Patients seen in 24 months	Total	Change since previous quarter
Quarter ending September 2017	6,726	
Quarter ending December 2017	6,861	↑
Quarter ending March 2018	7,227	↑
Quarter ending June 2018	7,480	↑
Quarter ending September 2018	7,579	→
Variance since September 2017	12.7%	↑



ACTIVITY

Cumulative percentage of contracted UDA delivered 2018 & 2019



Month	Adjusted Scheduled Activity (UDA)	
	2018	2019
April	-129	1,467
May	518	4,257
June	2,094	5,504
July	4,563	8,418
August	5,883	10,659
September	7,338	12,715
October	10,025	
November	11,612	
December	13,403	
January	15,978	
February	19,078	
March	21,826	
April	22,747	
May	22,756	
June	22,756	

QUALITY

	Quantity	Base Number	Contract	AT	Region	England
% of FP17s for the same patient ID Re-attending within 3 months - Children	174	2,487	7.0%	11.6%	12.2%	11.6%
% of FP17s for the same patient ID Re-attending within 3 months - Adults	388	2,687	14.4%	15.1%	15.8%	15.5%
% of FP17s for the same patient ID Re-attending between 3 & 9 months - Children	1,333	2,487	53.6%	58.6%	60.3%	58.8%
% of FP17s for the same patient ID Re-attending between 3 & 9 months - Adults	1,148	2,687	42.7%	51.5%	53.5%	51.1%
% of FP17s for Band 1 Urgent Courses	447	4,842	9.2%	10.7%	9.1%	9.0%
% of FP17s Relating to Free Repair or Replacements	1	4,842	0.0%	0.9%	1.0%	0.8%
% of FP17s Relating to Continuations	79	4,842	1.6%	0.9%	1.0%	0.9%
% of Patients satisfied with the dentistry they have received	4	4	N/A	93.2%	93.6%	93.3%
% of Patients satisfied with the time they had to wait for an appointment	4	4	N/A	88.5%	89.8%	88.9%

* This is based on patients treated on this contract for their most recent course of treatment. Figures in italics indicate the base number of FP17s or Patient Questionnaire responses are less than 100. N/A is shown where the base number of responses is less than 10 during the period. % is calculated as Quantity/Base number*100

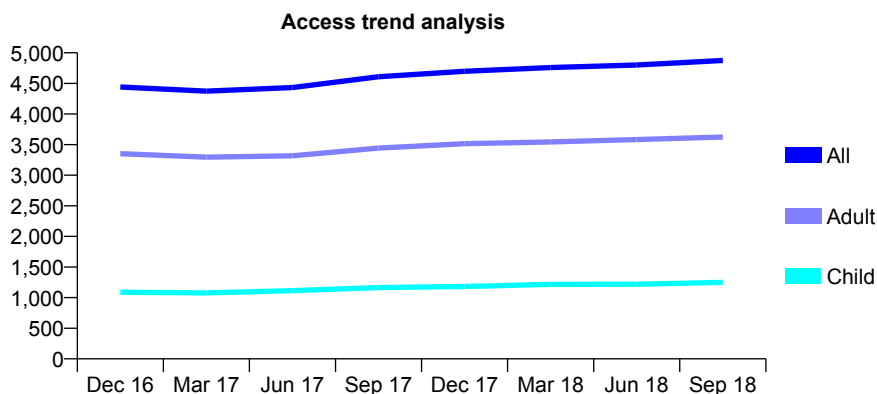
Q47 - Vital Signs At a Glance Contract Report for 109304/0001 - September 2018

Name or company name	St Raphael's Dental Practice Limited
Contract type name	GDS Contract
Purpose of contract	General
Contract start date	01/10/2009
Contract end date	

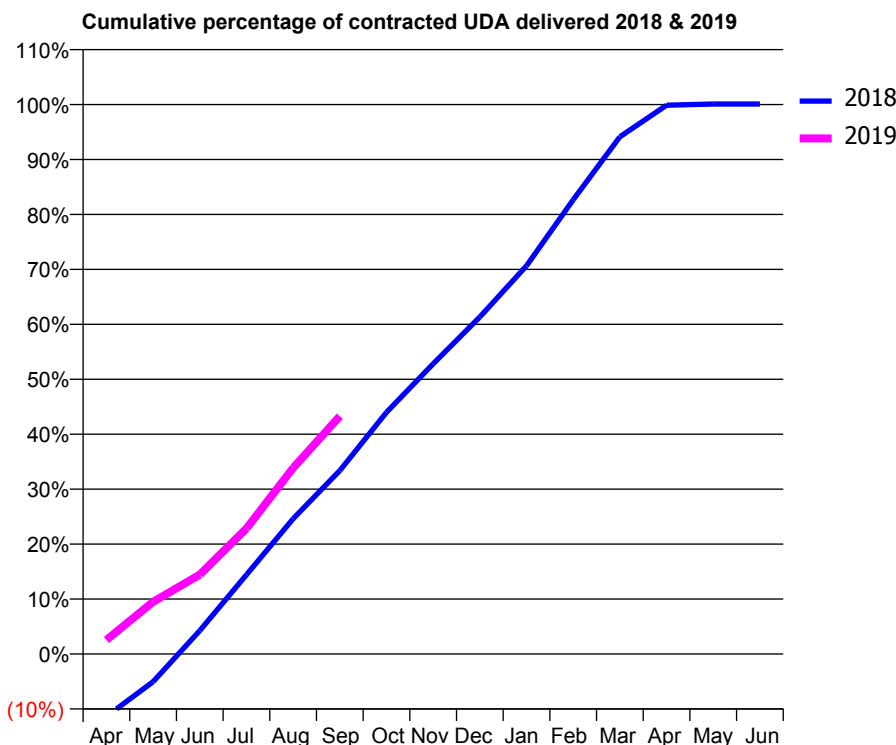
18/19 Contracted general activity (UDA)	14,000
Carry forward general activity (UDA)	0
18/19 Contracted orthodontic activity (UOA)	0
Carry forward orthodontic activity (UOA)	0
Baseline contract value	£393,318.31

ACCESS*

Patients seen in 24 months	Total	Change since previous quarter
Quarter ending September 2017	4,608	
Quarter ending December 2017	4,698	→
Quarter ending March 2018	4,760	→
Quarter ending June 2018	4,800	→
Quarter ending September 2018	4,875	→
Variance since September 2017	5.8%	↑



ACTIVITY



Month	Adjusted Scheduled Activity (UDA)	
	2018	2019
April	-1,594	357
May	-710	1,331
June	595	2,023
July	2,019	3,199
August	3,447	4,741
September	4,673	6,058
October	6,157	
November	7,394	
December	8,587	
January	9,891	
February	11,572	
March	13,178	
April	13,981	
May	14,011	
June	14,011	

QUALITY

	Quantity	Base Number	Contract	AT	Region	England
% of FP17s for the same patient ID Re-attending within 3 months - Children	72	782	9.2%	11.6%	12.2%	11.6%
% of FP17s for the same patient ID Re-attending within 3 months - Adults	352	2,250	15.6%	15.1%	15.8%	15.5%
% of FP17s for the same patient ID Re-attending between 3 & 9 months - Children	405	782	51.8%	58.6%	60.3%	58.8%
% of FP17s for the same patient ID Re-attending between 3 & 9 months - Adults	1,069	2,250	47.5%	51.5%	53.5%	51.1%
% of FP17s for Band 1 Urgent Courses	314	2,766	11.4%	10.7%	9.1%	9.0%
% of FP17s Relating to Free Repair or Replacements	42	2,766	1.5%	0.9%	1.0%	0.8%
% of FP17s Relating to Continuations	10	2,766	0.4%	0.9%	1.0%	0.9%
% of Patients satisfied with the dentistry they have received	6	7	N/A	93.2%	93.6%	93.3%
% of Patients satisfied with the time they had to wait for an appointment	7	7	N/A	88.5%	89.8%	88.9%

* This is based on patients treated on this contract for their most recent course of treatment. Figures in italics indicate the base number of FP17s or Patient Questionnaire responses are less than 100. N/A is shown where the base number of responses is less than 10 during the period. % is calculated as Quantity/Base number*100

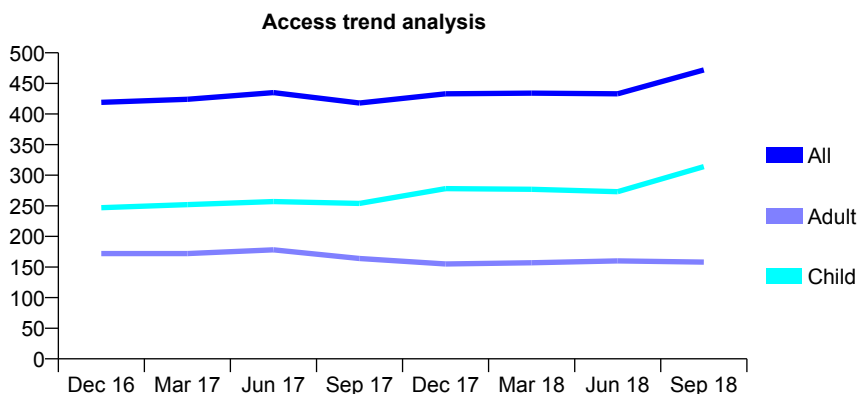
Q47 - Vital Signs At a Glance Contract Report for 110302/0001 - September 2018

Name or company name	Kirkham Dental Care
Contract type name	GDS Contract
Purpose of contract	General
Contract start date	01/08/2014
Contract end date	

18/19 Contracted general activity (UDA)	1,500
Carry forward general activity (UDA)	0
18/19 Contracted orthodontic activity (UOA)	0
Carry forward orthodontic activity (UOA)	0
Baseline contract value	£48,289.83

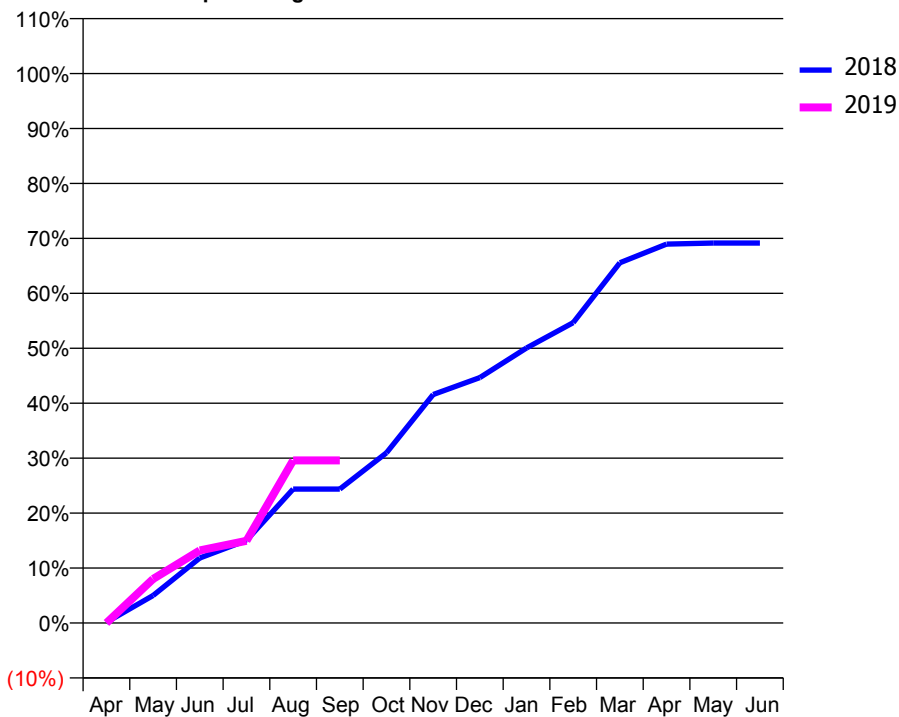
ACCESS*

Patients seen in 24 months	Total	Change since previous quarter
Quarter ending September 2017	418	
Quarter ending December 2017	433	↑
Quarter ending March 2018	434	→
Quarter ending June 2018	433	→
Quarter ending September 2018	472	↑
Variance since September 2017	12.9%	↑



ACTIVITY

Cumulative percentage of contracted UDA delivered 2018 & 2019



Adjusted Scheduled Activity (UDA)

Month	2018	2019
April	2	0
May	75	120
June	178	198
July	226	224
August	366	444
September	366	444
October	465	
November	624	
December	670	
January	751	
February	820	
March	983	
April	1,034	
May	1,037	
June	1,037	

QUALITY

	Quantity	Base Number	Contract	AT	Region	England
% of FP17s for the same patient ID Re-attending within 3 months - Children	14	217	6.5%	11.6%	12.2%	11.6%
% of FP17s for the same patient ID Re-attending within 3 months - Adults	10	95	10.5%	15.1%	15.8%	15.5%
% of FP17s for the same patient ID Re-attending between 3 & 9 months - Children	122	217	56.2%	58.6%	60.3%	58.8%
% of FP17s for the same patient ID Re-attending between 3 & 9 months - Adults	47	95	49.5%	51.5%	53.5%	51.1%
% of FP17s for Band 1 Urgent Courses	5	290	1.7%	10.7%	9.1%	9.0%
% of FP17s Relating to Free Repair or Replacements	0	290	0.0%	0.9%	1.0%	0.8%
% of FP17s Relating to Continuations	5	290	1.7%	0.9%	1.0%	0.9%
% of Patients satisfied with the dentistry they have received	0	0	N/A	93.2%	93.6%	93.3%
% of Patients satisfied with the time they had to wait for an appointment	0	0	N/A	88.5%	89.8%	88.9%

* This is based on patients treated on this contract for their most recent course of treatment. Figures in italics indicate the base number of FP17s or Patient Questionnaire responses are less than 100. N/A is shown where the base number of responses is less than 10 during the period. % is calculated as Quantity/Base number*100

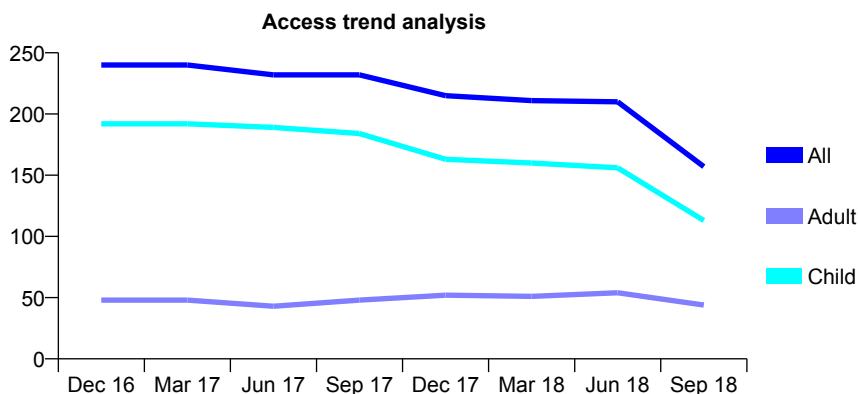
Q47 - Vital Signs At a Glance Contract Report for 110302/0002 - September 2018

Name or company name	Kirkham Dental Care
Contract type name	GDS Contract
Purpose of contract	General
Contract start date	01/08/2014
Contract end date	

18/19 Contracted general activity (UDA)	850
Carry forward general activity (UDA)	0
18/19 Contracted orthodontic activity (UOA)	0
Carry forward orthodontic activity (UOA)	0
Baseline contract value	£19,245.89

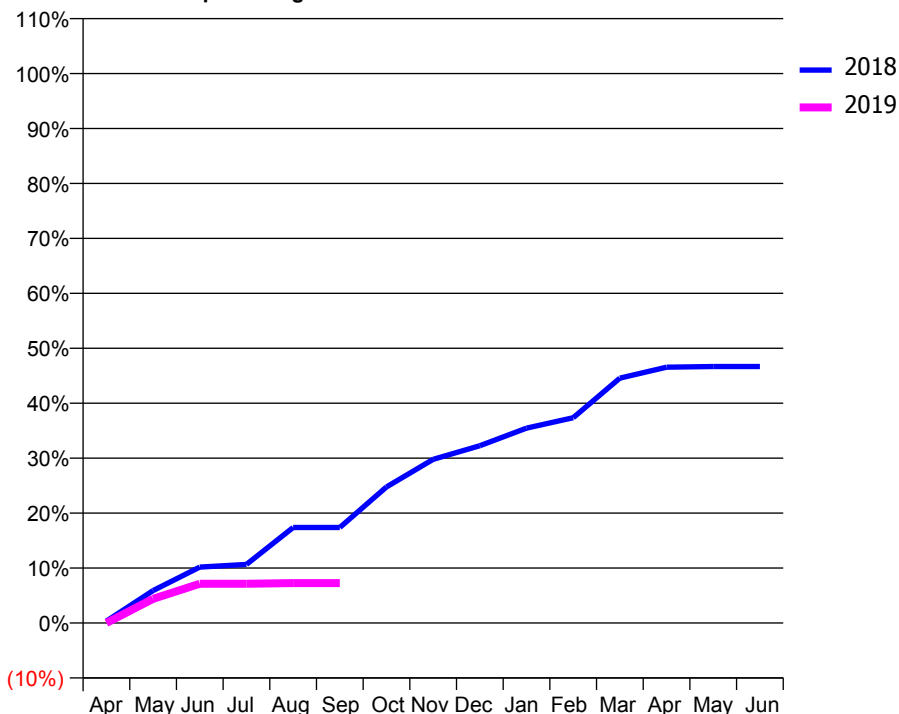
ACCESS*

Patients seen in 24 months	Total	Change since previous quarter
Quarter ending September 2017	232	
Quarter ending December 2017	215	↓
Quarter ending March 2018	211	↓
Quarter ending June 2018	210	→
Quarter ending September 2018	157	↓
Variance since September 2017	(32.3%)	↓



ACTIVITY

Cumulative percentage of contracted UDA delivered 2018 & 2019



Adjusted Scheduled Activity (UDA)

Month	2018	2019
April	3	0
May	50	37
June	87	61
July	91	61
August	148	62
September	148	62
October	210	
November	253	
December	274	
January	301	
February	318	
March	379	
April	396	
May	397	
June	397	

QUALITY

	Quantity	Base Number	Contract	AT	Region	England
% of FP17s for the same patient ID Re-attending within 3 months - Children	3	62	4.8%	11.6%	12.2%	11.6%
% of FP17s for the same patient ID Re-attending within 3 months - Adults	0	11	0.0%	15.1%	15.8%	15.5%
% of FP17s for the same patient ID Re-attending between 3 & 9 months - Children	41	62	66.1%	58.6%	60.3%	58.8%
% of FP17s for the same patient ID Re-attending between 3 & 9 months - Adults	6	11	54.5%	51.5%	53.5%	51.1%
% of FP17s for Band 1 Urgent Courses	4	57	7.0%	10.7%	9.1%	9.0%
% of FP17s Relating to Free Repair or Replacements	0	57	0.0%	0.9%	1.0%	0.8%
% of FP17s Relating to Continuations	0	57	0.0%	0.9%	1.0%	0.9%
% of Patients satisfied with the dentistry they have received	0	0	N/A	93.2%	93.6%	93.3%
% of Patients satisfied with the time they had to wait for an appointment	0	0	N/A	88.5%	89.8%	88.9%

* This is based on patients treated on this contract for their most recent course of treatment. Figures in italics indicate the base number of FP17s or Patient Questionnaire responses are less than 100. N/A is shown where the base number of responses is less than 10 during the period. % is calculated as Quantity/Base number*100

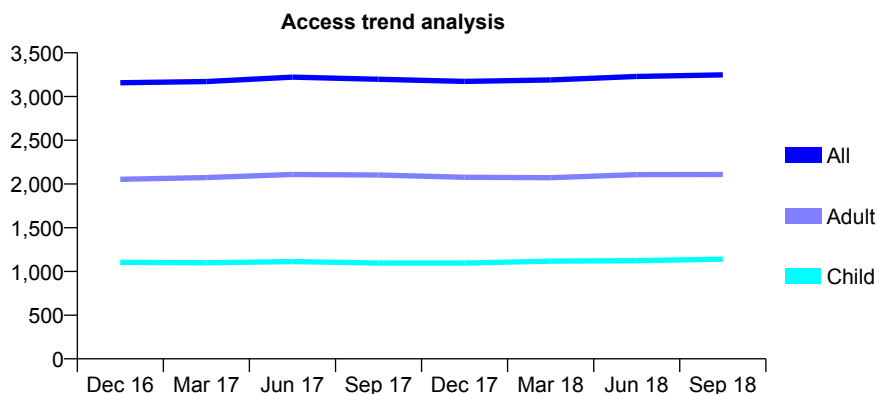
Q47 - Vital Signs At a Glance Contract Report for 11198/0001 - September 2018

Name or company name	Barrowford Dental Practice
Contract type name	GDS Contract
Purpose of contract	General
Contract start date	01/08/2009
Contract end date	

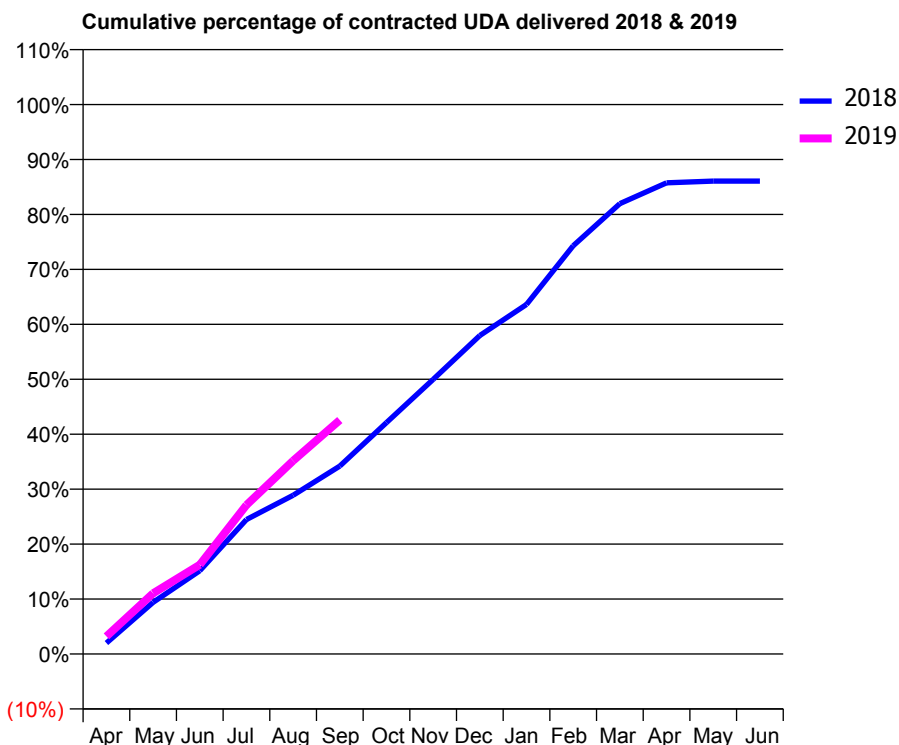
18/19 Contracted general activity (UDA)	8,000
Carry forward general activity (UDA)	0
18/19 Contracted orthodontic activity (UOA)	0
Carry forward orthodontic activity (UOA)	0
Baseline contract value	£236,055.21

ACCESS*

Patients seen in 24 months	Total	Change since previous quarter
Quarter ending September 2017	3,197	
Quarter ending December 2017	3,173	→
Quarter ending March 2018	3,189	→
Quarter ending June 2018	3,230	→
Quarter ending September 2018	3,248	→
Variance since September 2017	1.6%	→



ACTIVITY



Month	Adjusted Scheduled Activity (UDA)	
	2018	2019
April	160	258
May	752	884
June	1,213	1,299
July	1,957	2,170
August	2,312	2,814
September	2,737	3,406
October	3,368	
November	3,998	
December	4,637	
January	5,090	
February	5,944	
March	6,557	
April	6,860	
May	6,884	
June	6,885	

QUALITY

	Quantity	Base Number	Contract	AT	Region	England
% of FP17s for the same patient ID Re-attending within 3 months - Children	70	818	8.6%	11.6%	12.2%	11.6%
% of FP17s for the same patient ID Re-attending within 3 months - Adults	235	1,455	16.2%	15.1%	15.8%	15.5%
% of FP17s for the same patient ID Re-attending between 3 & 9 months - Children	477	818	58.3%	58.6%	60.3%	58.8%
% of FP17s for the same patient ID Re-attending between 3 & 9 months - Adults	776	1,455	53.3%	51.5%	53.5%	51.1%
% of FP17s for Band 1 Urgent Courses	207	1,785	11.6%	10.7%	9.1%	9.0%
% of FP17s Relating to Free Repair or Replacements	24	1,785	1.3%	0.9%	1.0%	0.8%
% of FP17s Relating to Continuations	12	1,785	0.7%	0.9%	1.0%	0.9%
% of Patients satisfied with the dentistry they have received	2	2	N/A	93.2%	93.6%	93.3%
% of Patients satisfied with the time they had to wait for an appointment	2	2	N/A	88.5%	89.8%	88.9%

* This is based on patients treated on this contract for their most recent course of treatment. Figures in italics indicate the base number of FP17s or Patient Questionnaire responses are less than 100. N/A is shown where the base number of responses is less than 10 during the period. % is calculated as Quantity/Base number*100

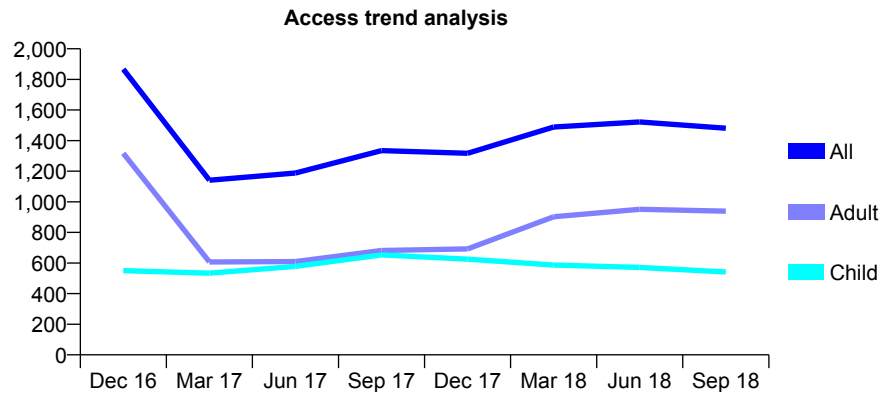
Q47 - Vital Signs At a Glance Contract Report for 111228/0001 - September 2018

Name or company name	Deepdale Dental
Contract type name	GDS Contract
Purpose of contract	General
Contract start date	01/07/2010
Contract end date	

18/19 Contracted general activity (UDA)	10,471
Carry forward general activity (UDA)	0
18/19 Contracted orthodontic activity (UOA)	0
Carry forward orthodontic activity (UOA)	0
Baseline contract value	£254,529.86

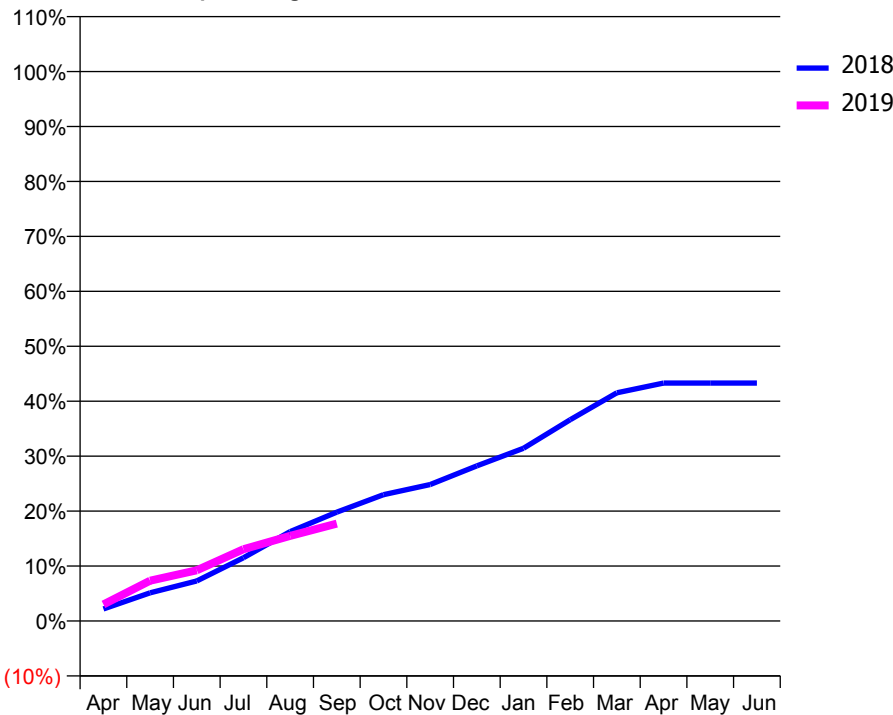
ACCESS*

Patients seen in 24 months	Total	Change since previous quarter
Quarter ending September 2017	1,335	
Quarter ending December 2017	1,317	↓
Quarter ending March 2018	1,489	↑
Quarter ending June 2018	1,522	↑
Quarter ending September 2018	1,481	↓
Variance since September 2017	10.9%	↑



ACTIVITY

Cumulative percentage of contracted UDA delivered 2018 & 2019



Month	Adjusted Scheduled Activity (UDA)	
	2018	2019
April	231	318
May	537	767
June	763	967
July	1,205	1,369
August	1,704	1,623
September	2,075	1,856
October	2,407	
November	2,600	
December	2,957	
January	3,291	
February	3,835	
March	4,350	
April	4,535	
May	4,535	
June	4,535	

QUALITY

	Quantity	Base Number	Contract	AT	Region	England
% of FP17s for the same patient ID Re-attending within 3 months - Children	39	430	9.1%	11.6%	12.2%	11.6%
% of FP17s for the same patient ID Re-attending within 3 months - Adults	115	604	19.0%	15.1%	15.8%	15.5%
% of FP17s for the same patient ID Re-attending between 3 & 9 months - Children	278	430	64.7%	58.6%	60.3%	58.8%
% of FP17s for the same patient ID Re-attending between 3 & 9 months - Adults	240	604	39.7%	51.5%	53.5%	51.1%
% of FP17s for Band 1 Urgent Courses	74	903	8.2%	10.7%	9.1%	9.0%
% of FP17s Relating to Free Repair or Replacements	0	903	0.0%	0.9%	1.0%	0.8%
% of FP17s Relating to Continuations	28	903	3.1%	0.9%	1.0%	0.9%
% of Patients satisfied with the dentistry they have received	1	1	N/A	93.2%	93.6%	93.3%
% of Patients satisfied with the time they had to wait for an appointment	1	1	N/A	88.5%	89.8%	88.9%

* This is based on patients treated on this contract for their most recent course of treatment. Figures in italics indicate the base number of FP17s or Patient Questionnaire responses are less than 100. N/A is shown where the base number of responses is less than 10 during the period. % is calculated as Quantity/Base number*100

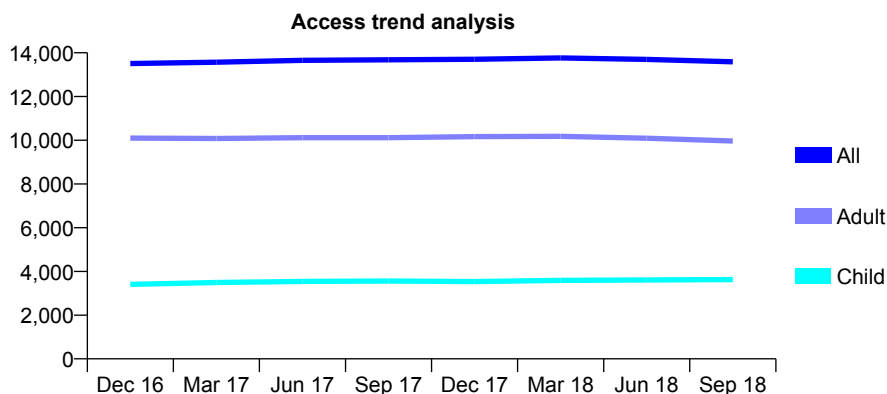
Q47 - Vital Signs At a Glance Contract Report for 111341/0001 - September 2018

Name or company name	Quest Dental
Contract type name	GDS Contract
Purpose of contract	General
Contract start date	01/12/2009
Contract end date	

18/19 Contracted general activity (UDA)	39,000
Carry forward general activity (UDA)	0
18/19 Contracted orthodontic activity (UOA)	0
Carry forward orthodontic activity (UOA)	0
Baseline contract value	£1,620,390.00

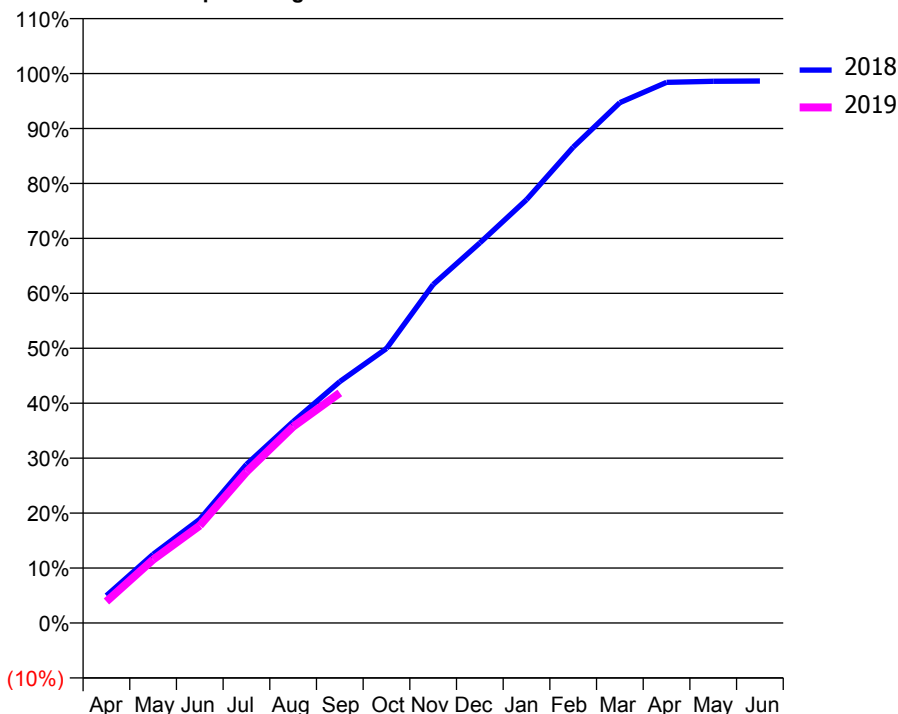
ACCESS*

Patients seen in 24 months	Total	Change since previous quarter
Quarter ending September 2017	13,679	
Quarter ending December 2017	13,704	→
Quarter ending March 2018	13,765	→
Quarter ending June 2018	13,697	→
Quarter ending September 2018	13,590	→
Variance since September 2017	(0.7%)	→



ACTIVITY

Cumulative percentage of contracted UDA delivered 2018 & 2019



QUALITY

	Quantity	Base Number	Contract	AT	Region	England
% of FP17s for the same patient ID Re-attending within 3 months - Children	184	2,703	6.8%	11.6%	12.2%	11.6%
% of FP17s for the same patient ID Re-attending within 3 months - Adults	1,127	6,591	17.1%	15.1%	15.8%	15.5%
% of FP17s for the same patient ID Re-attending between 3 & 9 months - Children	1,555	2,703	57.5%	58.6%	60.3%	58.8%
% of FP17s for the same patient ID Re-attending between 3 & 9 months - Adults	3,509	6,591	53.2%	51.5%	53.5%	51.1%
% of FP17s for Band 1 Urgent Courses	1,074	8,686	12.4%	10.7%	9.1%	9.0%
% of FP17s Relating to Free Repair or Replacements	119	8,686	1.4%	0.9%	1.0%	0.8%
% of FP17s Relating to Continuations	32	8,686	0.4%	0.9%	1.0%	0.9%
% of Patients satisfied with the dentistry they have received	6	7	N/A	93.2%	93.6%	93.3%
% of Patients satisfied with the time they had to wait for an appointment	5	7	N/A	88.5%	89.8%	88.9%

* This is based on patients treated on this contract for their most recent course of treatment. Figures in italics indicate the base number of FP17s or Patient Questionnaire responses are less than 100. N/A is shown where the base number of responses is less than 10 during the period. % is calculated as Quantity/Base number*100

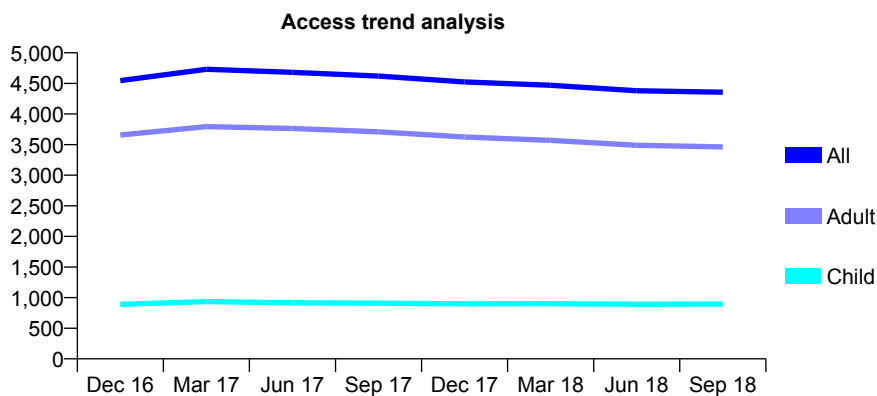
Q47 - Vital Signs At a Glance Contract Report for 113107/0001 - September 2018

Name or company name	Moor Park Dental Surgery
Contract type name	GDS Contract
Purpose of contract	General
Contract start date	01/04/2013
Contract end date	

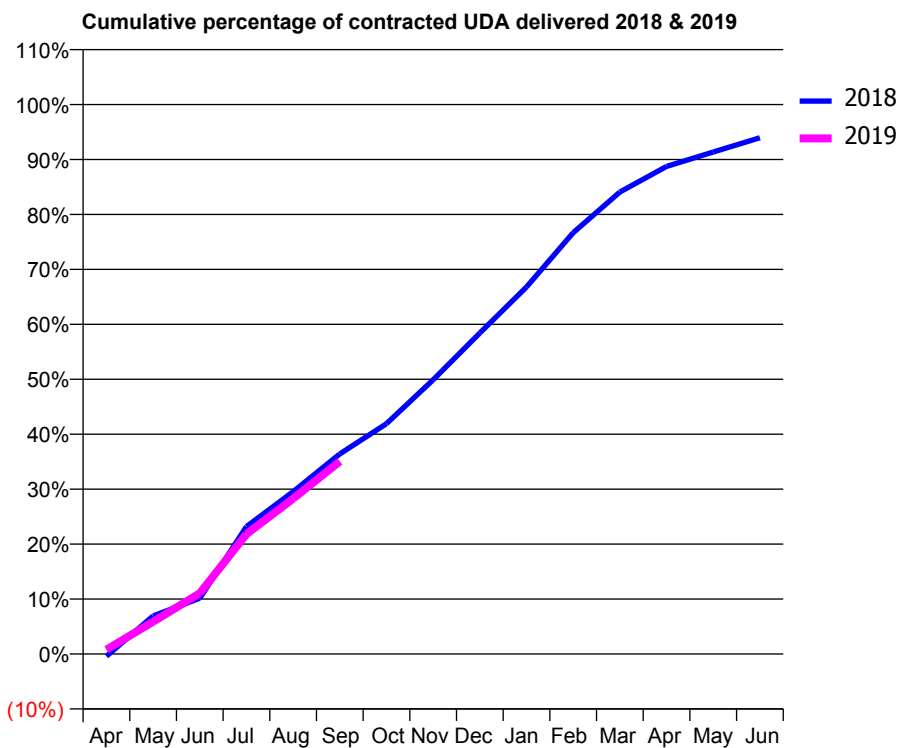
18/19 Contracted general activity (UDA)	15,830
Carry forward general activity (UDA)	0
18/19 Contracted orthodontic activity (UOA)	0
Carry forward orthodontic activity (UOA)	0
Baseline contract value	£359,214.73

ACCESS*

Patients seen in 24 months	Total	Change since previous quarter
Quarter ending September 2017	4,620	
Quarter ending December 2017	4,524	↓
Quarter ending March 2018	4,469	↓
Quarter ending June 2018	4,381	↓
Quarter ending September 2018	4,357	→
Variance since September 2017	(5.7%)	↓



ACTIVITY



Month	Adjusted Scheduled Activity (UDA)	
	2018	2019
April	-66	126
May	1,096	932
June	1,609	1,748
July	3,670	3,457
August	4,679	4,476
September	5,763	5,551
October	6,635	
November	7,900	
December	9,247	
January	10,573	
February	12,136	
March	13,310	
April	14,046	
May	14,463	
June	14,873	

QUALITY

	Quantity	Base Number	Contract	AT	Region	England
% of FP17s for the same patient ID Re-attending within 3 months - Children	116	750	15.5%	11.6%	12.2%	11.6%
% of FP17s for the same patient ID Re-attending within 3 months - Adults	357	2,358	15.1%	15.1%	15.8%	15.5%
% of FP17s for the same patient ID Re-attending between 3 & 9 months - Children	401	750	53.5%	58.6%	60.3%	58.8%
% of FP17s for the same patient ID Re-attending between 3 & 9 months - Adults	1,288	2,358	54.6%	51.5%	53.5%	51.1%
% of FP17s for Band 1 Urgent Courses	274	2,600	10.5%	10.7%	9.1%	9.0%
% of FP17s Relating to Free Repair or Replacements	73	2,600	2.8%	0.9%	1.0%	0.8%
% of FP17s Relating to Continuations	0	2,600	0.0%	0.9%	1.0%	0.9%
% of Patients satisfied with the dentistry they have received	2	2	N/A	93.2%	93.6%	93.3%
% of Patients satisfied with the time they had to wait for an appointment	2	2	N/A	88.5%	89.8%	88.9%

* This is based on patients treated on this contract for their most recent course of treatment. Figures in italics indicate the base number of FP17s or Patient Questionnaire responses are less than 100. N/A is shown where the base number of responses is less than 10 during the period. % is calculated as Quantity/Base number*100

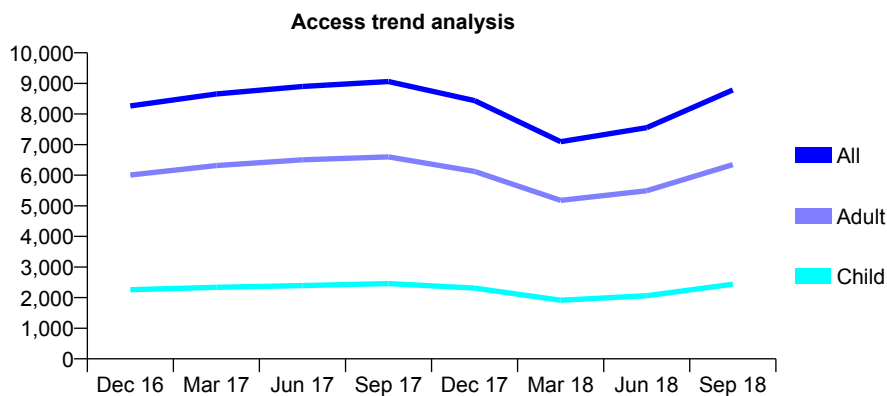
Q47 - Vital Signs At a Glance Contract Report for 117382/0001 - September 2018

Name or company name	Drakes Dental Care
Contract type name	GDS Contract
Purpose of contract	General
Contract start date	01/08/2015
Contract end date	

18/19 Contracted general activity (UDA)	28,636
Carry forward general activity (UDA)	0
18/19 Contracted orthodontic activity (UOA)	0
Carry forward orthodontic activity (UOA)	0
Baseline contract value	£662,408.32

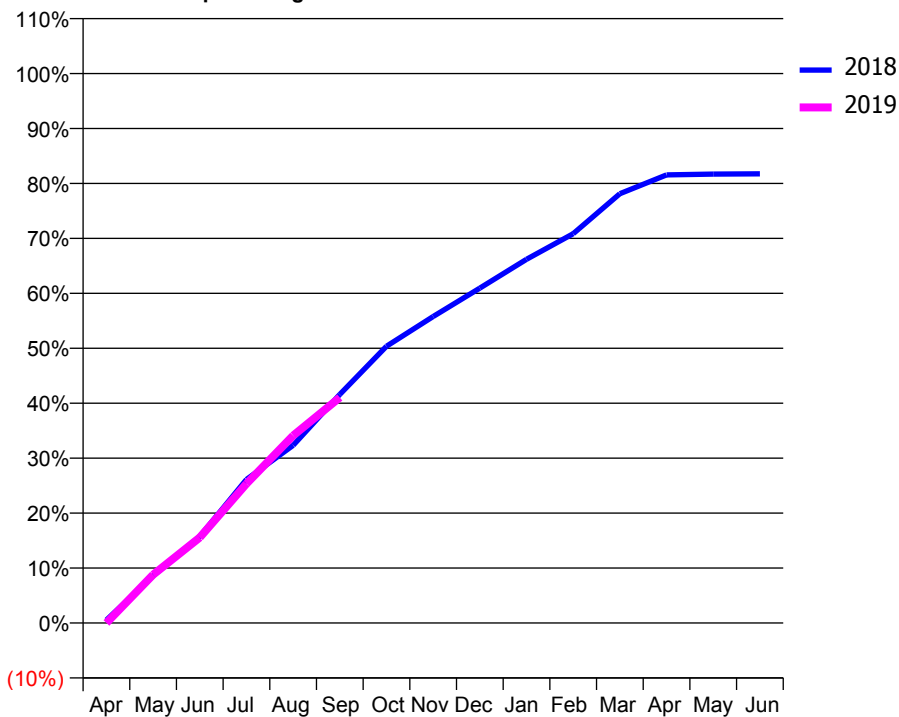
ACCESS*

Patients seen in 24 months	Total	Change since previous quarter
Quarter ending September 2017	9,062	
Quarter ending December 2017	8,436	↓
Quarter ending March 2018	7,096	↓
Quarter ending June 2018	7,554	↑
Quarter ending September 2018	8,785	↑
Variance since September 2017	(3.1%)	↓



ACTIVITY

Cumulative percentage of contracted UDA delivered 2018 & 2019



Month	Adjusted Scheduled Activity (UDA)	
	2018	2019
April	157	0
May	2,461	2,517
June	4,515	4,456
July	7,481	7,255
August	9,262	9,766
September	11,917	11,753
October	14,420	
November	15,976	
December	17,456	
January	18,951	
February	20,290	
March	22,375	
April	23,355	
May	23,395	
June	23,411	

QUALITY

	Quantity	Base Number	Contract	AT	Region	England
% of FP17s for the same patient ID Re-attending within 3 months - Children	138	1,828	7.5%	11.6%	12.2%	11.6%
% of FP17s for the same patient ID Re-attending within 3 months - Adults	483	4,528	10.7%	15.1%	15.8%	15.5%
% of FP17s for the same patient ID Re-attending between 3 & 9 months - Children	748	1,828	40.9%	58.6%	60.3%	58.8%
% of FP17s for the same patient ID Re-attending between 3 & 9 months - Adults	1,954	4,528	43.2%	51.5%	53.5%	51.1%
% of FP17s for Band 1 Urgent Courses	377	5,987	6.3%	10.7%	9.1%	9.0%
% of FP17s Relating to Free Repair or Replacements	101	5,987	1.7%	0.9%	1.0%	0.8%
% of FP17s Relating to Continuations	17	5,987	0.3%	0.9%	1.0%	0.9%
% of Patients satisfied with the dentistry they have received	1	2	N/A	93.2%	93.6%	93.3%
% of Patients satisfied with the time they had to wait for an appointment	2	2	N/A	88.5%	89.8%	88.9%

* This is based on patients treated on this contract for their most recent course of treatment. Figures in italics indicate the base number of FP17s or Patient Questionnaire responses are less than 100. N/A is shown where the base number of responses is less than 10 during the period. % is calculated as Quantity/Base number*100

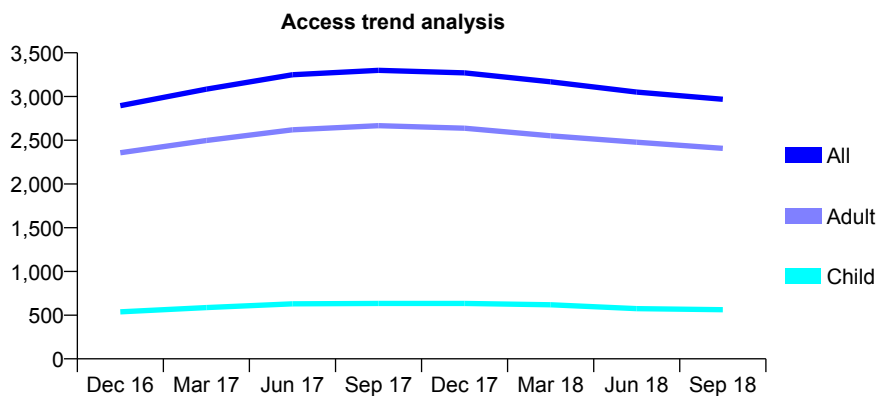
Q47 - Vital Signs At a Glance Contract Report for 117730/0001 - September 2018

Name or company name	Synergy Dental Clinic Ormskirk Ltd
Contract type name	GDS Contract
Purpose of contract	General
Contract start date	01/08/2015
Contract end date	

18/19 Contracted general activity (UDA)	10,500
Carry forward general activity (UDA)	0
18/19 Contracted orthodontic activity (UOA)	0
Carry forward orthodontic activity (UOA)	0
Baseline contract value	£299,426.21

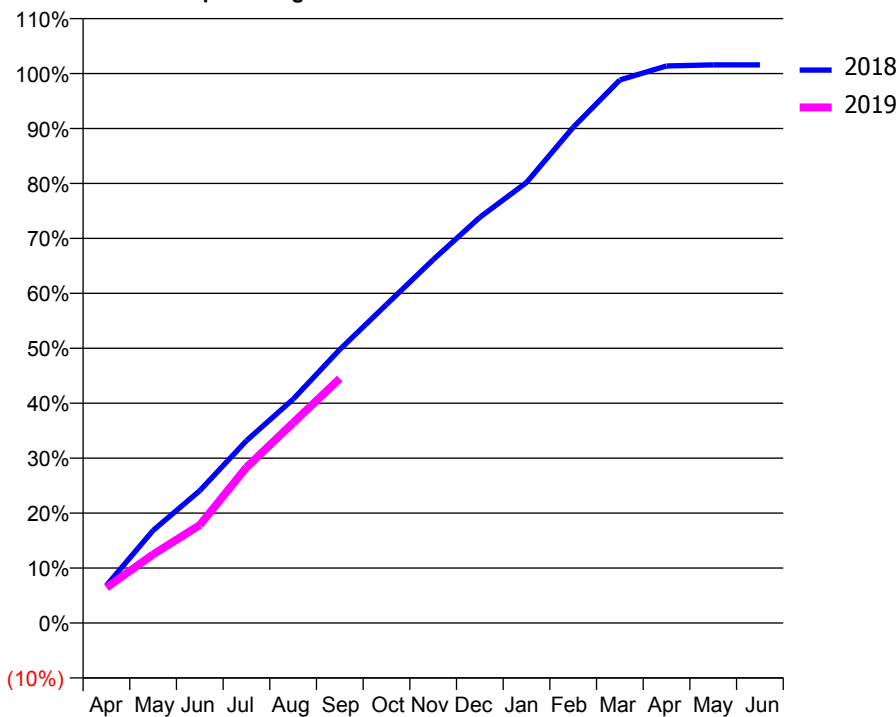
ACCESS*

Patients seen in 24 months	Total	Change since previous quarter
Quarter ending September 2017	3,300	
Quarter ending December 2017	3,270	→
Quarter ending March 2018	3,169	↓
Quarter ending June 2018	3,051	↓
Quarter ending September 2018	2,969	↓
Variance since September 2017	(10.0%)	↓



ACTIVITY

Cumulative percentage of contracted UDA delivered 2018 & 2019



Adjusted Scheduled Activity (UDA)

Month	2018	2019
April	718	676
May	1,770	1,311
June	2,528	1,872
July	3,485	2,975
August	4,276	3,825
September	5,228	4,671
October	6,087	
November	6,943	
December	7,753	
January	8,417	
February	9,473	
March	10,378	
April	10,645	
May	10,665	
June	10,666	

QUALITY

	Quantity	Base Number	Contract	AT	Region	England
% of FP17s for the same patient ID Re-attending within 3 months - Children	28	450	6.2%	11.6%	12.2%	11.6%
% of FP17s for the same patient ID Re-attending within 3 months - Adults	265	1,880	14.1%	15.1%	15.8%	15.5%
% of FP17s for the same patient ID Re-attending between 3 & 9 months - Children	276	450	61.3%	58.6%	60.3%	58.8%
% of FP17s for the same patient ID Re-attending between 3 & 9 months - Adults	1,227	1,880	65.3%	51.5%	53.5%	51.1%
% of FP17s for Band 1 Urgent Courses	104	2,198	4.7%	10.7%	9.1%	9.0%
% of FP17s Relating to Free Repair or Replacements	16	2,198	0.7%	0.9%	1.0%	0.8%
% of FP17s Relating to Continuations	18	2,198	0.8%	0.9%	1.0%	0.9%
% of Patients satisfied with the dentistry they have received	4	4	N/A	93.2%	93.6%	93.3%
% of Patients satisfied with the time they had to wait for an appointment	4	4	N/A	88.5%	89.8%	88.9%

* This is based on patients treated on this contract for their most recent course of treatment. Figures in italics indicate the base number of FP17s or Patient Questionnaire responses are less than 100. N/A is shown where the base number of responses is less than 10 during the period. % is calculated as Quantity/Base number*100

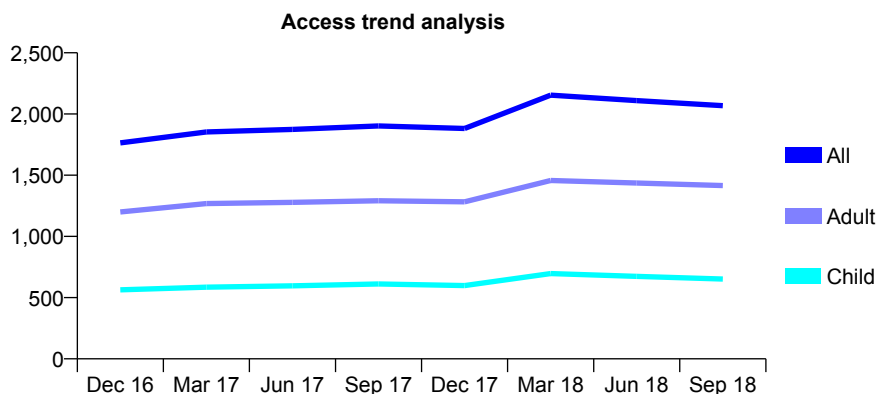
Q47 - Vital Signs At a Glance Contract Report for 118060/0021 - September 2018

Name or company name	Genix Healthcare Ltd
Contract type name	PDS Contract
Purpose of contract	General
Contract start date	20/09/2010
Contract end date	19/09/2020

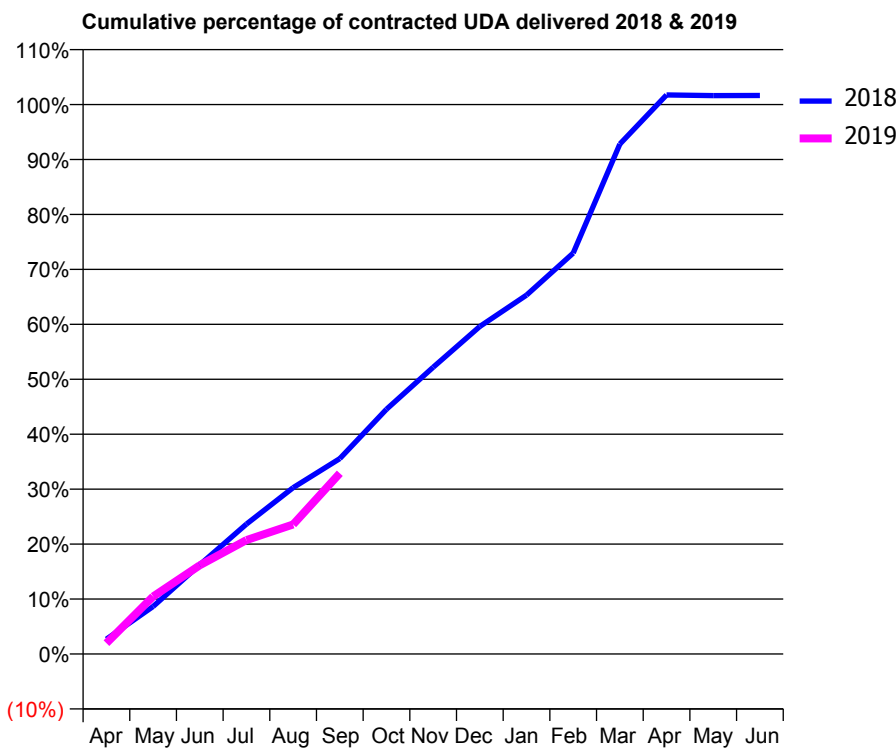
18/19 Contracted general activity (UDA)	5,940
Carry forward general activity (UDA)	0
18/19 Contracted orthodontic activity (UOA)	0
Carry forward orthodontic activity (UOA)	0
Baseline contract value	£311,544.43

ACCESS*

Patients seen in 24 months	Total	Change since previous quarter
Quarter ending September 2017	1,903	
Quarter ending December 2017	1,882	↓
Quarter ending March 2018	2,154	↑
Quarter ending June 2018	2,110	↓
Quarter ending September 2018	2,068	↓
Variance since September 2017	8.7%	↑



ACTIVITY



Month	Adjusted Scheduled Activity (UDA)	
	2018	2019
April	161	117
May	514	622
June	964	959
July	1,405	1,232
August	1,798	1,400
September	2,112	1,954
October	2,646	
November	3,099	
December	3,540	
January	3,879	
February	4,334	
March	5,513	
April	6,043	
May	6,037	
June	6,038	

QUALITY

	Quantity	Base Number	Contract	AT	Region	England
% of FP17s for the same patient ID Re-attending within 3 months - Children	49	358	13.7%	11.6%	12.2%	11.6%
% of FP17s for the same patient ID Re-attending within 3 months - Adults	138	849	16.3%	15.1%	15.8%	15.5%
% of FP17s for the same patient ID Re-attending between 3 & 9 months - Children	183	358	51.1%	58.6%	60.3%	58.8%
% of FP17s for the same patient ID Re-attending between 3 & 9 months - Adults	393	849	46.3%	51.5%	53.5%	51.1%
% of FP17s for Band 1 Urgent Courses	53	949	5.6%	10.7%	9.1%	9.0%
% of FP17s Relating to Free Repair or Replacements	6	949	0.6%	0.9%	1.0%	0.8%
% of FP17s Relating to Continuations	12	949	1.3%	0.9%	1.0%	0.9%
% of Patients satisfied with the dentistry they have received	2	2	N/A	93.2%	93.6%	93.3%
% of Patients satisfied with the time they had to wait for an appointment	2	2	N/A	88.5%	89.8%	88.9%

* This is based on patients treated on this contract for their most recent course of treatment. Figures in italics indicate the base number of FP17s or Patient Questionnaire responses are less than 100. N/A is shown where the base number of responses is less than 10 during the period. % is calculated as Quantity/Base number*100

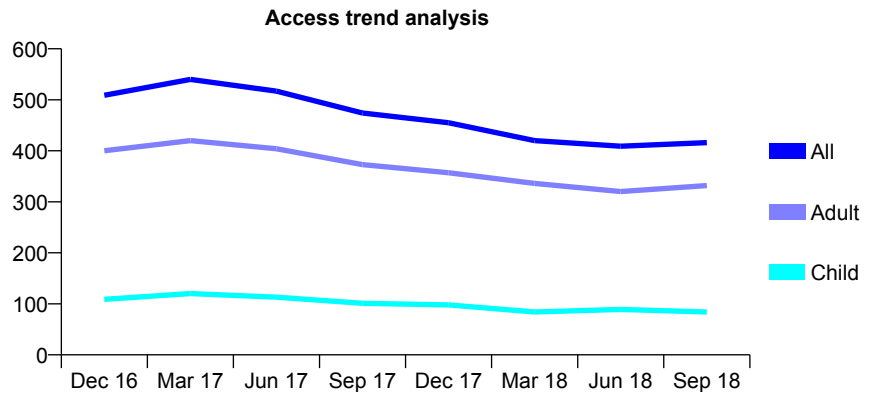
Q47 - Vital Signs At a Glance Contract Report for 118060/0022 - September 2018

Name or company name	Genix Healthcare Ltd
Contract type name	PDS Contract
Purpose of contract	General
Contract start date	20/09/2010
Contract end date	

18/19 Contracted general activity (UDA)	4,100
Carry forward general activity (UDA)	0
18/19 Contracted orthodontic activity (UOA)	0
Carry forward orthodontic activity (UOA)	0
Baseline contract value	£215,975.81

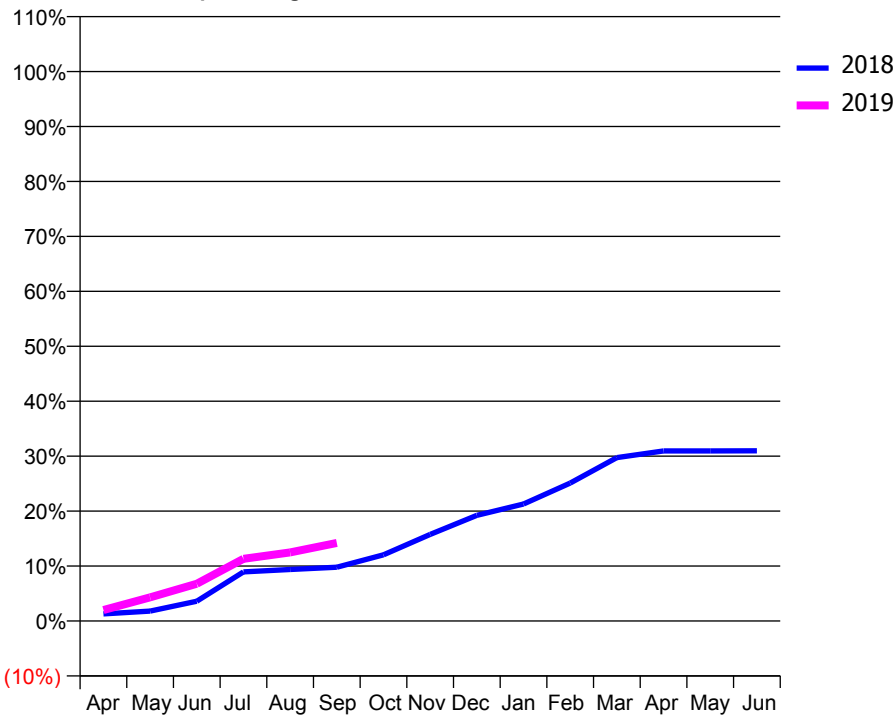
ACCESS*

Patients seen in 24 months	Total	Change since previous quarter
Quarter ending September 2017	474	
Quarter ending December 2017	455	↓
Quarter ending March 2018	420	↓
Quarter ending June 2018	409	↓
Quarter ending September 2018	416	→
Variance since September 2017	(12.2%)	↓



ACTIVITY

Cumulative percentage of contracted UDA delivered 2018 & 2019



Month	Adjusted Scheduled Activity (UDA)	
	2018	2019
April	53	82
May	74	176
June	148	278
July	366	464
August	384	512
September	402	582
October	494	
November	647	
December	789	
January	873	
February	1,029	
March	1,220	
April	1,269	
May	1,269	
June	1,270	

QUALITY

	Quantity	Base Number	Contract	AT	Region	England
% of FP17s for the same patient ID Re-attending within 3 months - Children	2	48	4.2%	11.6%	12.2%	11.6%
% of FP17s for the same patient ID Re-attending within 3 months - Adults	29	184	15.8%	15.1%	15.8%	15.5%
% of FP17s for the same patient ID Re-attending between 3 & 9 months - Children	13	48	27.1%	58.6%	60.3%	58.8%
% of FP17s for the same patient ID Re-attending between 3 & 9 months - Adults	35	184	19.0%	51.5%	53.5%	51.1%
% of FP17s for Band 1 Urgent Courses	21	215	9.8%	10.7%	9.1%	9.0%
% of FP17s Relating to Free Repair or Replacements	2	215	0.9%	0.9%	1.0%	0.8%
% of FP17s Relating to Continuations	5	215	2.3%	0.9%	1.0%	0.9%
% of Patients satisfied with the dentistry they have received	1	1	N/A	93.2%	93.6%	93.3%
% of Patients satisfied with the time they had to wait for an appointment	1	1	N/A	88.5%	89.8%	88.9%

* This is based on patients treated on this contract for their most recent course of treatment. Figures in italics indicate the base number of FP17s or Patient Questionnaire responses are less than 100. N/A is shown where the base number of responses is less than 10 during the period. % is calculated as Quantity/Base number*100

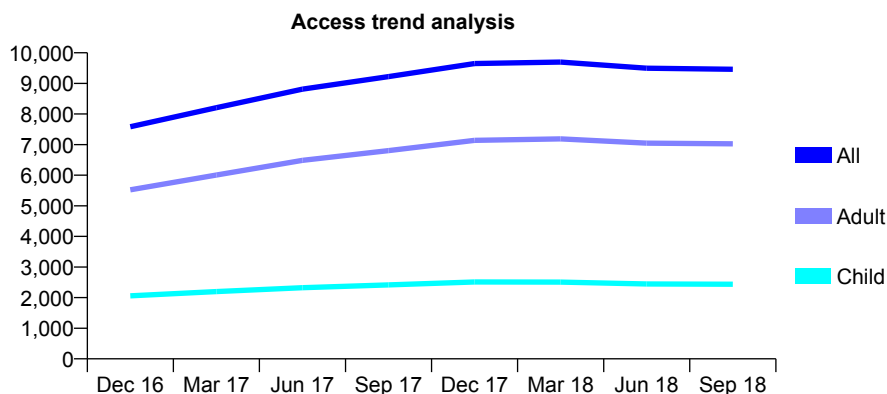
Q47 - Vital Signs At a Glance Contract Report for 121282/0001 - September 2018

Name or company name	Sandy Lane Dental Practice
Contract type name	GDS Contract
Purpose of contract	General and Orthodontic
Contract start date	19/01/2016
Contract end date	

18/19 Contracted general activity (UDA)	26,185
Carry forward general activity (UDA)	0
18/19 Contracted orthodontic activity (UOA)	0
Carry forward orthodontic activity (UOA)	0
Baseline contract value	£764,583.37

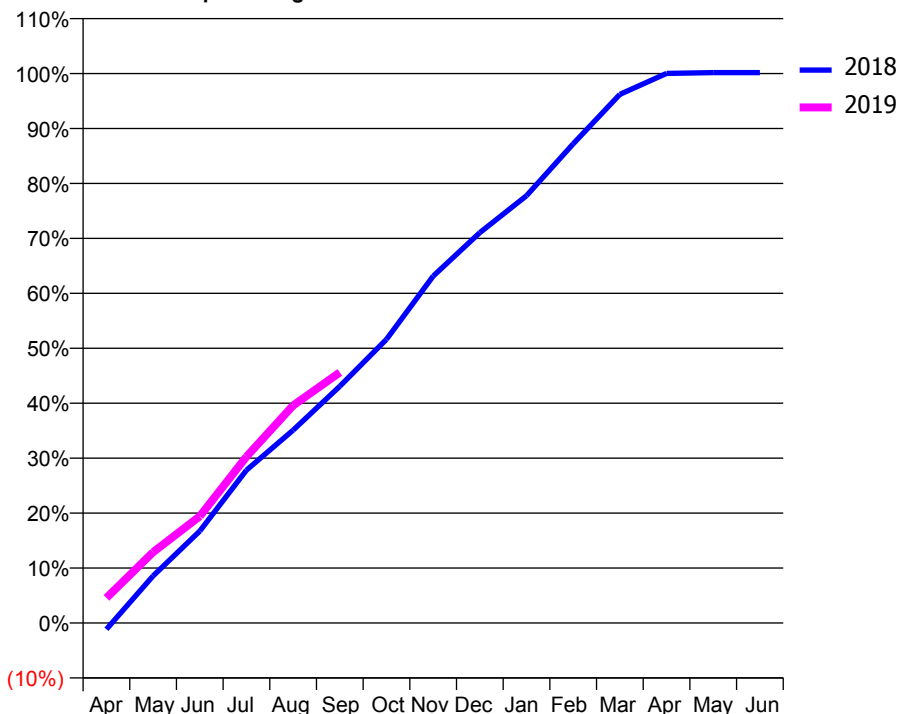
ACCESS*

Patients seen in 24 months	Total	Change since previous quarter
Quarter ending September 2017	9,221	
Quarter ending December 2017	9,651	↑
Quarter ending March 2018	9,695	→
Quarter ending June 2018	9,497	↓
Quarter ending September 2018	9,464	→
Variance since September 2017	2.6%	↑



ACTIVITY

Cumulative percentage of contracted UDA delivered 2018 & 2019



Month	Adjusted Scheduled Activity (UDA)	
	2018	2019
April	-291	1,197
May	2,184	3,377
June	4,262	5,089
July	7,085	7,929
August	8,936	10,366
September	10,967	11,943
October	13,145	
November	16,073	
December	18,090	
January	19,796	
February	22,204	
March	24,494	
April	25,464	
May	25,502	
June	25,503	

QUALITY

	Quantity	Base Number	Contract	AT	Region	England
% of FP17s for the same patient ID Re-attending within 3 months - Children	317	2,064	15.4%	11.6%	12.2%	11.6%
% of FP17s for the same patient ID Re-attending within 3 months - Adults	930	5,156	18.0%	15.1%	15.8%	15.5%
% of FP17s for the same patient ID Re-attending between 3 & 9 months - Children	1,375	2,064	66.6%	58.6%	60.3%	58.8%
% of FP17s for the same patient ID Re-attending between 3 & 9 months - Adults	3,159	5,156	61.3%	51.5%	53.5%	51.1%
% of FP17s for Band 1 Urgent Courses	315	6,673	4.7%	10.7%	9.1%	9.0%
% of FP17s Relating to Free Repair or Replacements	54	6,673	0.8%	0.9%	1.0%	0.8%
% of FP17s Relating to Continuations	61	6,673	0.9%	0.9%	1.0%	0.9%
% of Patients satisfied with the dentistry they have received	8	8	N/A	93.2%	93.6%	93.3%
% of Patients satisfied with the time they had to wait for an appointment	8	8	N/A	88.5%	89.8%	88.9%

* This is based on patients treated on this contract for their most recent course of treatment. Figures in italics indicate the base number of FP17s or Patient Questionnaire responses are less than 100. N/A is shown where the base number of responses is less than 10 during the period. % is calculated as Quantity/Base number*100

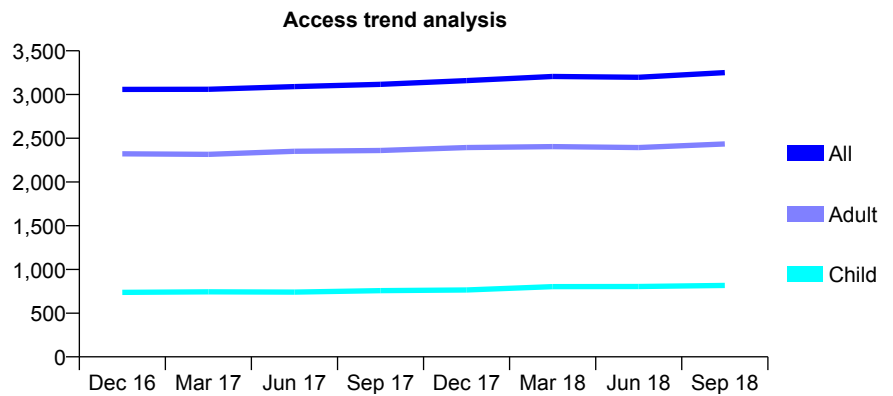
Q47 - Vital Signs At a Glance Contract Report for 122181/0001 - September 2018

Name or company name	Sedbergh Dental Practice
Contract type name	GDS Contract
Purpose of contract	General
Contract start date	01/04/2010
Contract end date	

18/19 Contracted general activity (UDA)	8,754
Carry forward general activity (UDA)	0
18/19 Contracted orthodontic activity (UOA)	0
Carry forward orthodontic activity (UOA)	0
Baseline contract value	£221,510.10

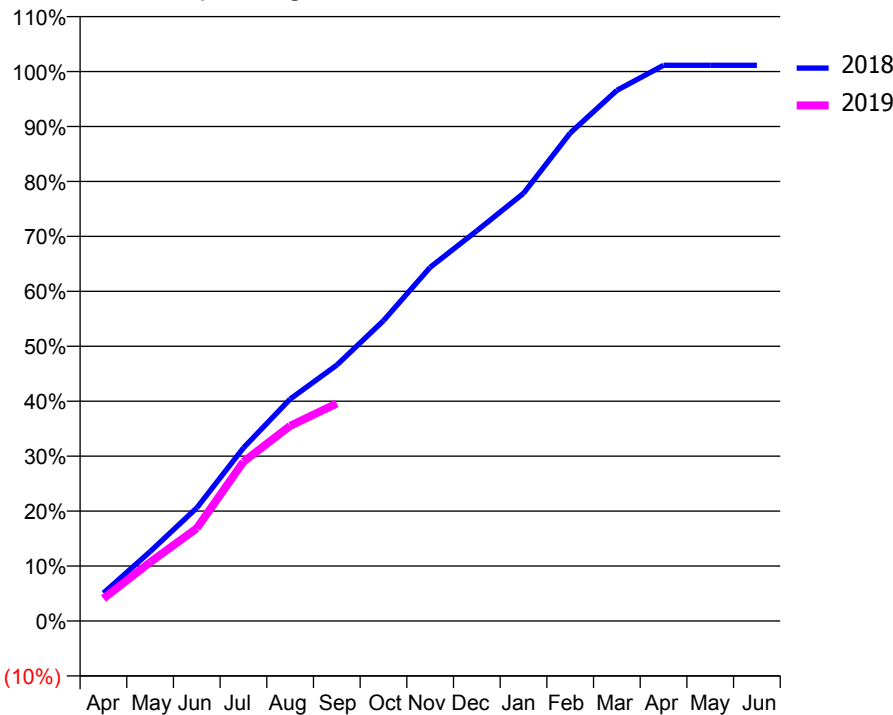
ACCESS*

Patients seen in 24 months	Total	Change since previous quarter
Quarter ending September 2017	3,117	
Quarter ending December 2017	3,159	→
Quarter ending March 2018	3,207	→
Quarter ending June 2018	3,197	→
Quarter ending September 2018	3,251	→
Variance since September 2017	4.3%	↑



ACTIVITY

Cumulative percentage of contracted UDA delivered 2018 & 2019



Month	Adjusted Scheduled Activity (UDA)	
	2018	2019
April	446	359
May	1,106	936
June	1,803	1,477
July	2,759	2,538
August	3,536	3,110
September	4,078	3,465
October	4,785	
November	5,635	
December	6,216	
January	6,814	
February	7,773	
March	8,454	
April	8,853	
May	8,853	
June	8,853	

QUALITY

	Quantity	Base Number	Contract	AT	Region	England
% of FP17s for the same patient ID Re-attending within 3 months - Children	74	738	10.0%	11.6%	12.2%	11.6%
% of FP17s for the same patient ID Re-attending within 3 months - Adults	289	2,053	14.1%	15.1%	15.8%	15.5%
% of FP17s for the same patient ID Re-attending between 3 & 9 months - Children	539	738	73.0%	58.6%	60.3%	58.8%
% of FP17s for the same patient ID Re-attending between 3 & 9 months - Adults	1,447	2,053	70.5%	51.5%	53.5%	51.1%
% of FP17s for Band 1 Urgent Courses	130	2,053	6.3%	10.7%	9.1%	9.0%
% of FP17s Relating to Free Repair or Replacements	17	2,053	0.8%	0.9%	1.0%	0.8%
% of FP17s Relating to Continuations	43	2,053	2.1%	0.9%	1.0%	0.9%
% of Patients satisfied with the dentistry they have received	6	6	N/A	93.2%	93.6%	93.3%
% of Patients satisfied with the time they had to wait for an appointment	6	6	N/A	88.5%	89.8%	88.9%

* This is based on patients treated on this contract for their most recent course of treatment. Figures in italics indicate the base number of FP17s or Patient Questionnaire responses are less than 100. N/A is shown where the base number of responses is less than 10 during the period. % is calculated as Quantity/Base number*100

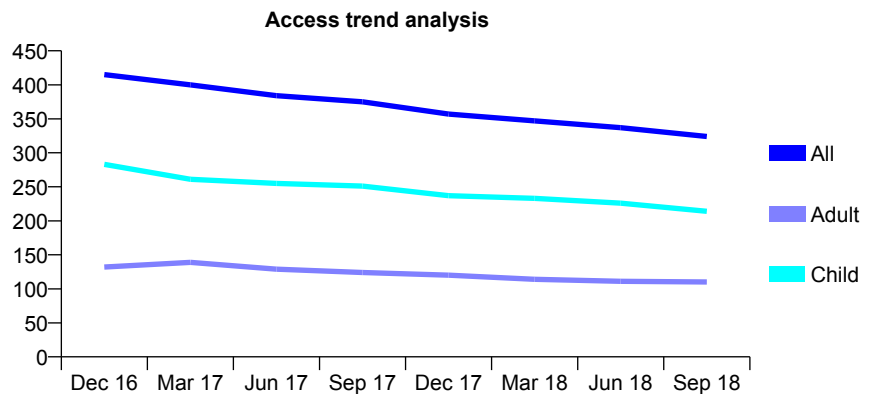
Q47 - Vital Signs At a Glance Contract Report for 123188/0001 - September 2018

Name or company name	Cramond House Dental Practice
Contract type name	GDS Contract
Purpose of contract	General and Orthodontic
Contract start date	01/04/2011
Contract end date	

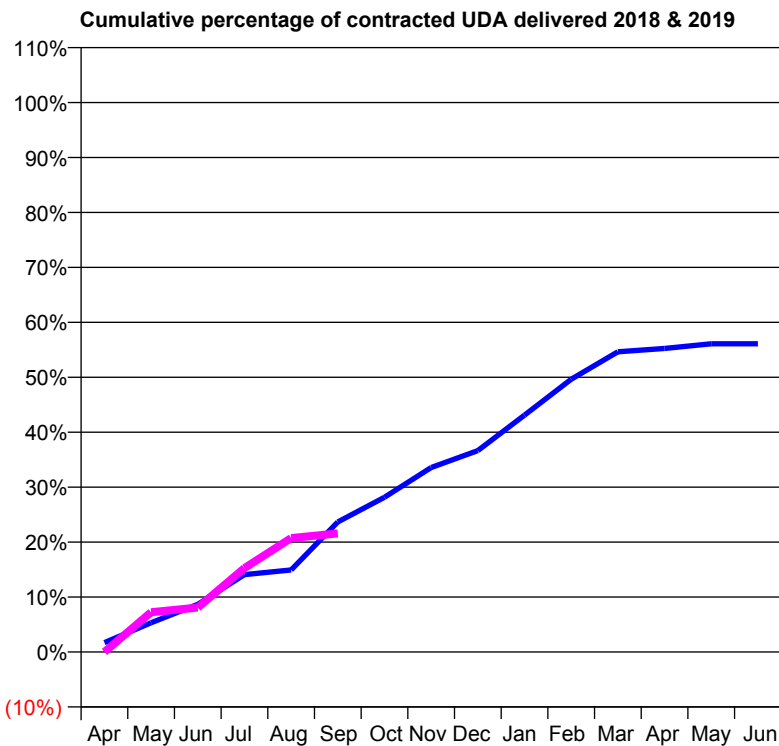
18/19 Contracted general activity (UDA)	1,520
Carry forward general activity (UDA)	0
18/19 Contracted orthodontic activity (UOA)	340
Carry forward orthodontic activity (UOA)	0
Baseline contract value	£57,017.35

ACCESS*

Patients seen in 24 months	Total	Change since previous quarter
Quarter ending September 2017	375	
Quarter ending December 2017	357	↓
Quarter ending March 2018	347	↓
Quarter ending June 2018	337	↓
Quarter ending September 2018	324	↓
Variance since September 2017	(13.6%)	↓



ACTIVITY



Month	Adjusted Scheduled Activity (UDA)	
	2018	2019
April	26	0
May	81	110
June	132	123
July	214	232
August	227	315
September	360	328
October	428	
November	510	
December	557	
January	655	
February	754	
March	831	
April	840	
May	853	
June	853	

QUALITY

	Quantity	Base Number	Contract	AT	Region	England
% of FP17s for the same patient ID Re-attending within 3 months - Children	22	184	12.0%	11.6%	12.2%	11.6%
% of FP17s for the same patient ID Re-attending within 3 months - Adults	7	38	18.4%	15.1%	15.8%	15.5%
% of FP17s for the same patient ID Re-attending between 3 & 9 months - Children	133	184	72.3%	58.6%	60.3%	58.8%
% of FP17s for the same patient ID Re-attending between 3 & 9 months - Adults	25	38	65.8%	51.5%	53.5%	51.1%
% of FP17s for Band 1 Urgent Courses	1	186	0.5%	10.7%	9.1%	9.0%
% of FP17s Relating to Free Repair or Replacements	0	186	0.0%	0.9%	1.0%	0.8%
% of FP17s Relating to Continuations	0	186	0.0%	0.9%	1.0%	0.9%
% of Patients satisfied with the dentistry they have received	0	0	N/A	93.2%	93.6%	93.3%
% of Patients satisfied with the time they had to wait for an appointment	0	0	N/A	88.5%	89.8%	88.9%

* This is based on patients treated on this contract for their most recent course of treatment. Figures in italics indicate the base number of FP17s or Patient Questionnaire responses are less than 100. N/A is shown where the base number of responses is less than 10 during the period. % is calculated as Quantity/Base number*100

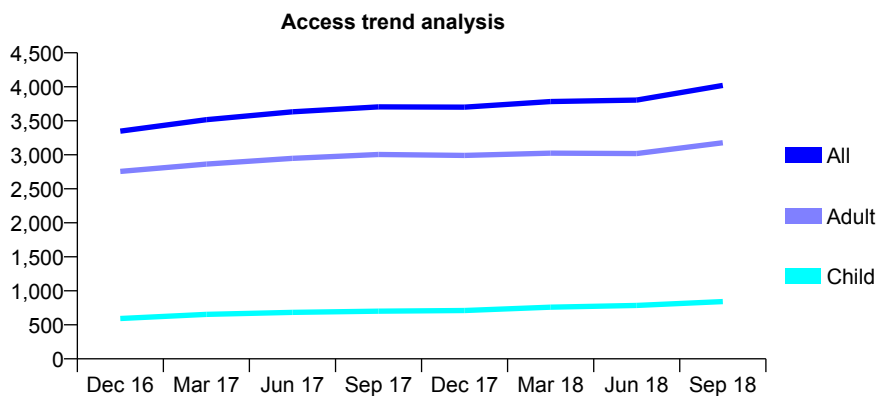
Q47 - Vital Signs At a Glance Contract Report for 123234/0001 - September 2018

Name or company name	Mr N. Gokul
Contract type name	GDS Contract
Purpose of contract	General
Contract start date	05/01/2009
Contract end date	

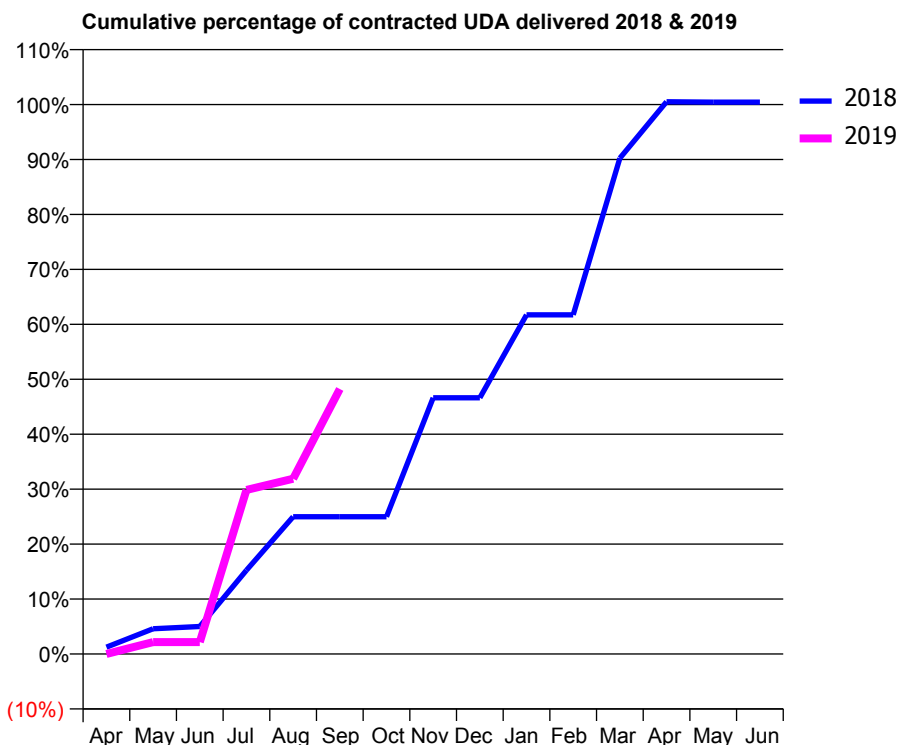
18/19 Contracted general activity (UDA)	13,136
Carry forward general activity (UDA)	0
18/19 Contracted orthodontic activity (UOA)	0
Carry forward orthodontic activity (UOA)	0
Baseline contract value	£297,068.97

ACCESS*

Patients seen in 24 months	Total	Change since previous quarter
Quarter ending September 2017	3,705	
Quarter ending December 2017	3,701	→
Quarter ending March 2018	3,783	↑
Quarter ending June 2018	3,805	→
Quarter ending September 2018	4,020	↑
Variance since September 2017	8.5%	↑



ACTIVITY



Month	Adjusted Scheduled Activity (UDA)	
	2018	2019
April	163	1
May	604	286
June	658	286
July	2,004	3,921
August	3,283	4,190
September	3,283	6,336
October	3,283	
November	6,126	
December	6,126	
January	8,107	
February	8,107	
March	11,854	
April	13,201	
May	13,191	
June	13,191	

QUALITY

	Quantity	Base Number	Contract	AT	Region	England
% of FP17s for the same patient ID Re-attending within 3 months - Children	58	659	8.8%	11.6%	12.2%	11.6%
% of FP17s for the same patient ID Re-attending within 3 months - Adults	507	2,532	20.0%	15.1%	15.8%	15.5%
% of FP17s for the same patient ID Re-attending between 3 & 9 months - Children	343	659	52.0%	58.6%	60.3%	58.8%
% of FP17s for the same patient ID Re-attending between 3 & 9 months - Adults	1,372	2,532	54.2%	51.5%	53.5%	51.1%
% of FP17s for Band 1 Urgent Courses	110	2,565	4.3%	10.7%	9.1%	9.0%
% of FP17s Relating to Free Repair or Replacements	36	2,565	1.4%	0.9%	1.0%	0.8%
% of FP17s Relating to Continuations	76	2,565	3.0%	0.9%	1.0%	0.9%
% of Patients satisfied with the dentistry they have received	4	4	N/A	93.2%	93.6%	93.3%
% of Patients satisfied with the time they had to wait for an appointment	4	4	N/A	88.5%	89.8%	88.9%

* This is based on patients treated on this contract for their most recent course of treatment. Figures in italics indicate the base number of FP17s or Patient Questionnaire responses are less than 100. N/A is shown where the base number of responses is less than 10 during the period. % is calculated as Quantity/Base number*100

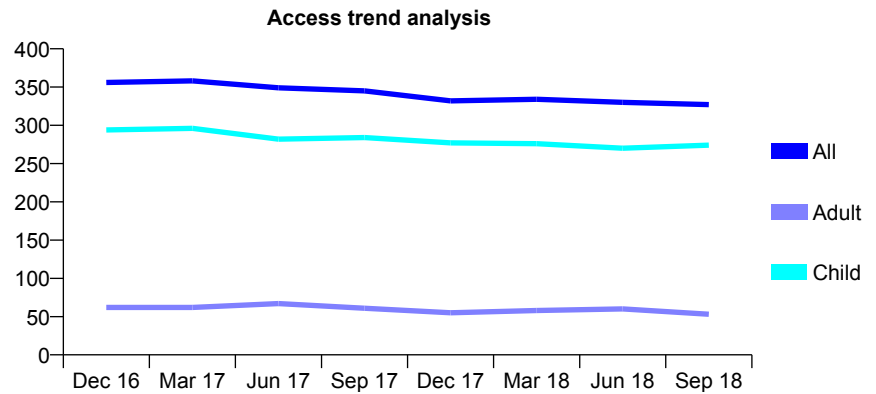
Q47 - Vital Signs At a Glance Contract Report for 123730/0001 - September 2018

Name or company name	J B Jefferies The Dental Surgery Ltd
Contract type name	GDS Contract
Purpose of contract	General
Contract start date	01/04/2010
Contract end date	

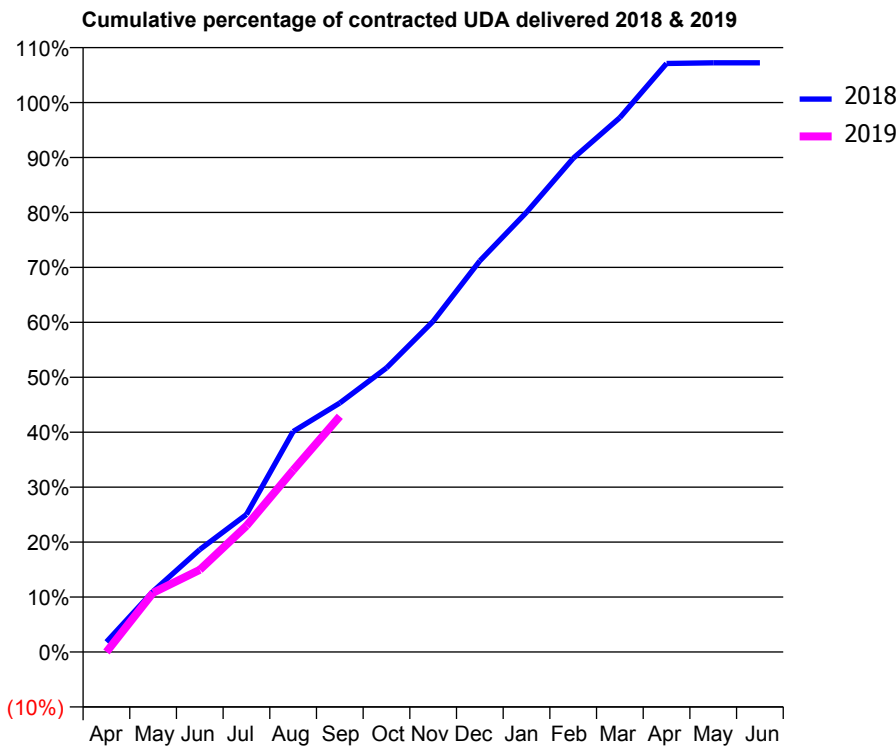
18/19 Contracted general activity (UDA)	815
Carry forward general activity (UDA)	0
18/19 Contracted orthodontic activity (UOA)	0
Carry forward orthodontic activity (UOA)	0
Baseline contract value	£19,489.83

ACCESS*

Patients seen in 24 months	Total	Change since previous quarter
Quarter ending September 2017	345	
Quarter ending December 2017	332	↓
Quarter ending March 2018	334	→
Quarter ending June 2018	330	↓
Quarter ending September 2018	327	→
Variance since September 2017	(5.2%)	↓



ACTIVITY



Month	Adjusted Scheduled Activity (UDA)	
	2018	2019
April	15	0
May	90	88
June	152	122
July	204	187
August	327	270
September	369	350
October	421	
November	491	
December	580	
January	652	
February	732	
March	793	
April	873	
May	874	
June	874	

QUALITY

	Quantity	Base Number	Contract	AT	Region	England
% of FP17s for the same patient ID Re-attending within 3 months - Children	28	246	11.4%	11.6%	12.2%	11.6%
% of FP17s for the same patient ID Re-attending within 3 months - Adults	0	3	0.0%	15.1%	15.8%	15.5%
% of FP17s for the same patient ID Re-attending between 3 & 9 months - Children	148	246	60.2%	58.6%	60.3%	58.8%
% of FP17s for the same patient ID Re-attending between 3 & 9 months - Adults	1	3	33.3%	51.5%	53.5%	51.1%
% of FP17s for Band 1 Urgent Courses	3	205	1.5%	10.7%	9.1%	9.0%
% of FP17s Relating to Free Repair or Replacements	0	205	0.0%	0.9%	1.0%	0.8%
% of FP17s Relating to Continuations	1	205	0.5%	0.9%	1.0%	0.9%
% of Patients satisfied with the dentistry they have received	0	0	N/A	93.2%	93.6%	93.3%
% of Patients satisfied with the time they had to wait for an appointment	0	0	N/A	88.5%	89.8%	88.9%

* This is based on patients treated on this contract for their most recent course of treatment. Figures in italics indicate the base number of FP17s or Patient Questionnaire responses are less than 100. N/A is shown where the base number of responses is less than 10 during the period. % is calculated as Quantity/Base number*100

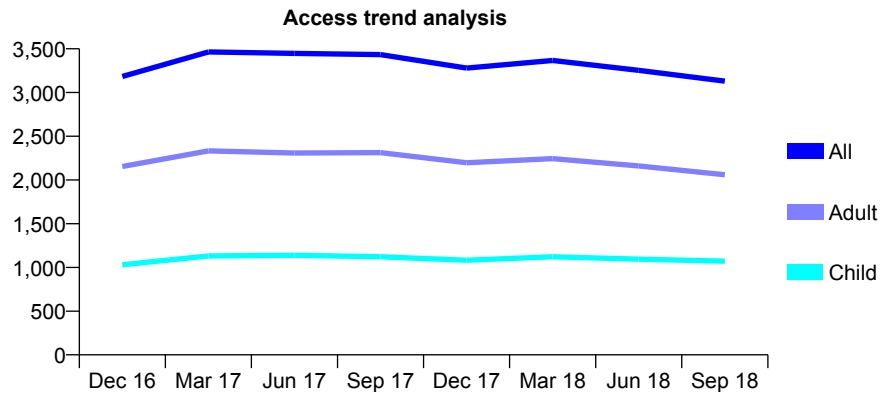
Q47 - Vital Signs At a Glance Contract Report for 123935/0001 - September 2018

Name or company name	The Smile Clinic Ltd
Contract type name	GDS Contract
Purpose of contract	General
Contract start date	01/04/2012
Contract end date	

18/19 Contracted general activity (UDA)	12,250
Carry forward general activity (UDA)	0
18/19 Contracted orthodontic activity (UOA)	0
Carry forward orthodontic activity (UOA)	0
Baseline contract value	£275,368.37

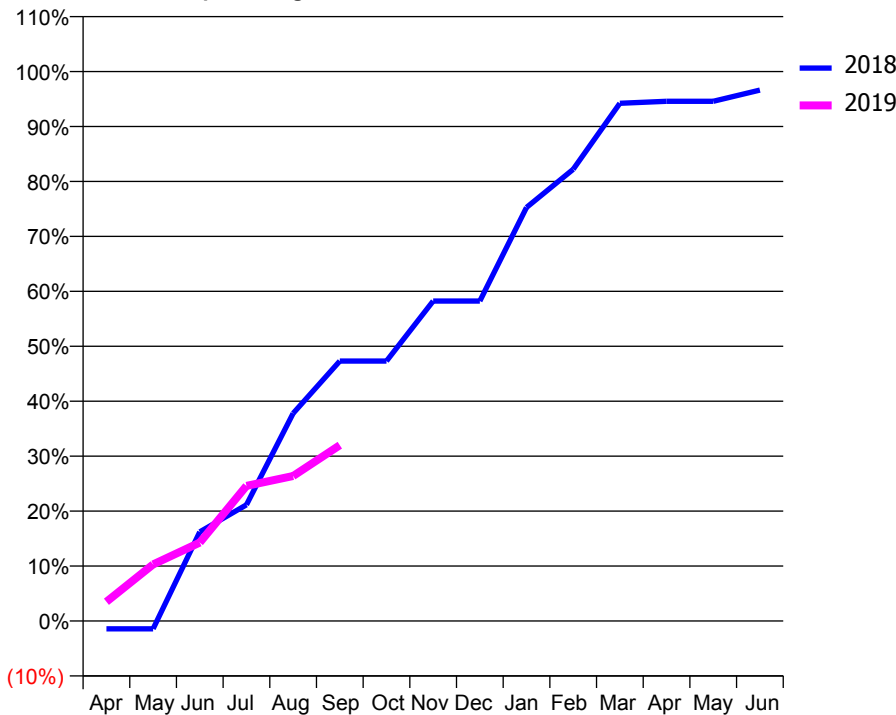
ACCESS*

Patients seen in 24 months	Total	Change since previous quarter
Quarter ending September 2017	3,434	
Quarter ending December 2017	3,279	↓
Quarter ending March 2018	3,366	↑
Quarter ending June 2018	3,254	↓
Quarter ending September 2018	3,130	↓
Variance since September 2017	(8.9%)	↓



ACTIVITY

Cumulative percentage of contracted UDA delivered 2018 & 2019



Month	2018	2019
April	-178	431
May	-178	1,261
June	1,988	1,749
July	2,591	3,014
August	4,631	3,231
September	5,797	3,921
October	5,797	
November	7,132	
December	7,132	
January	9,221	
February	10,070	
March	11,540	
April	11,587	
May	11,587	
June	11,835	

QUALITY

	Quantity	Base Number	Contract	AT	Region	England
% of FP17s for the same patient ID Re-attending within 3 months - Children	31	662	4.7%	11.6%	12.2%	11.6%
% of FP17s for the same patient ID Re-attending within 3 months - Adults	161	1,085	14.8%	15.1%	15.8%	15.5%
% of FP17s for the same patient ID Re-attending between 3 & 9 months - Children	426	662	64.4%	58.6%	60.3%	58.8%
% of FP17s for the same patient ID Re-attending between 3 & 9 months - Adults	671	1,085	61.8%	51.5%	53.5%	51.1%
% of FP17s for Band 1 Urgent Courses	79	1,728	4.6%	10.7%	9.1%	9.0%
% of FP17s Relating to Free Repair or Replacements	46	1,728	2.7%	0.9%	1.0%	0.8%
% of FP17s Relating to Continuations	31	1,728	1.8%	0.9%	1.0%	0.9%
% of Patients satisfied with the dentistry they have received	0	0	N/A	93.2%	93.6%	93.3%
% of Patients satisfied with the time they had to wait for an appointment	0	0	N/A	88.5%	89.8%	88.9%

* This is based on patients treated on this contract for their most recent course of treatment. Figures in italics indicate the base number of FP17s or Patient Questionnaire responses are less than 100. N/A is shown where the base number of responses is less than 10 during the period. % is calculated as Quantity/Base number*100

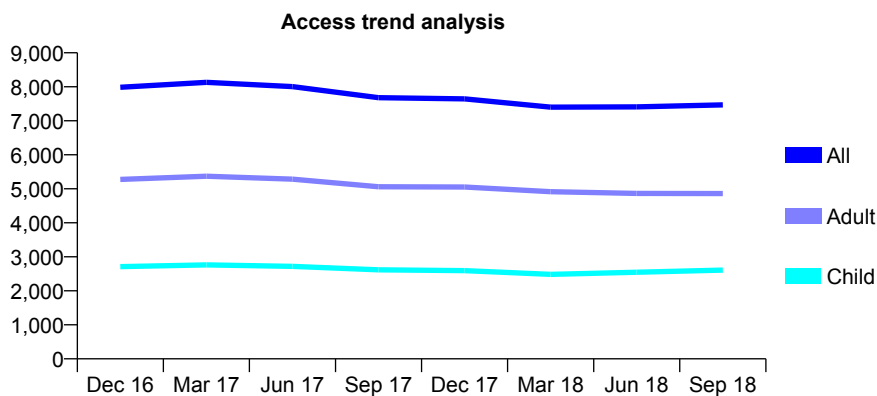
Q47 - Vital Signs At a Glance Contract Report for 125652/0001 - September 2018

Name or company name	Park House Dental Practice
Contract type name	GDS Contract
Purpose of contract	General
Contract start date	01/04/2014
Contract end date	

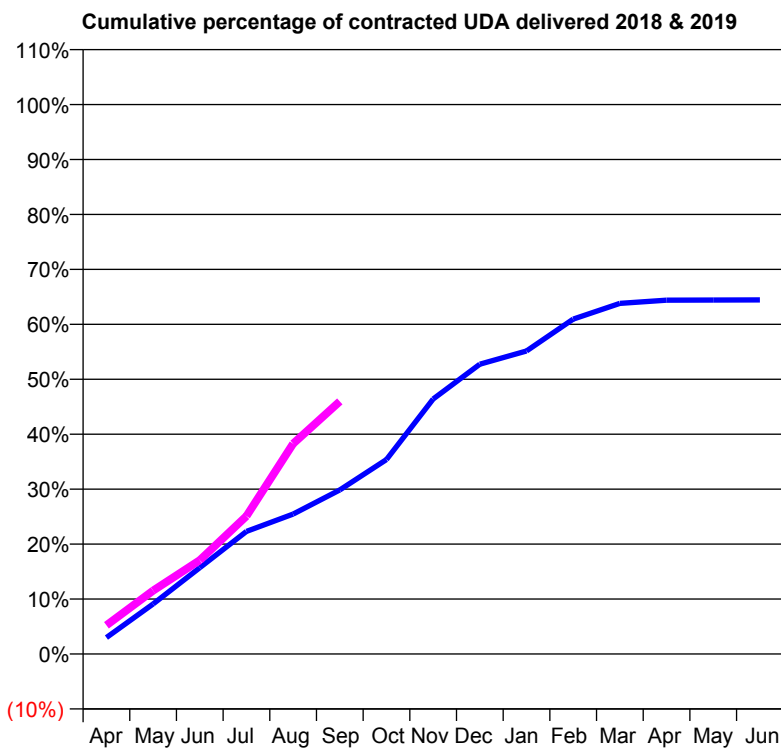
18/19 Contracted general activity (UDA)	25,000
Carry forward general activity (UDA)	0
18/19 Contracted orthodontic activity (UOA)	0
Carry forward orthodontic activity (UOA)	0
Baseline contract value	£675,062.95

ACCESS*

Patients seen in 24 months	Total	Change since previous quarter
Quarter ending September 2017	7,680	
Quarter ending December 2017	7,645	→
Quarter ending March 2018	7,403	↓
Quarter ending June 2018	7,410	→
Quarter ending September 2018	7,470	→
Variance since September 2017	(2.7%)	↓



ACTIVITY



Adjusted Scheduled Activity (UDA)		
Month	2018	2019
April	748	1,309
May	2,275	2,885
June	3,925	4,269
July	5,579	6,275
August	6,365	9,569
September	7,464	11,493
October	8,849	
November	11,601	
December	13,188	
January	13,784	
February	15,239	
March	15,950	
April	16,099	
May	16,105	
June	16,112	

QUALITY

	Quantity	Base Number	Contract	AT	Region	England
% of FP17s for the same patient ID Re-attending within 3 months - Children	187	2,581	7.2%	11.6%	12.2%	11.6%
% of FP17s for the same patient ID Re-attending within 3 months - Adults	271	3,046	8.9%	15.1%	15.8%	15.5%
% of FP17s for the same patient ID Re-attending between 3 & 9 months - Children	1,365	2,581	52.9%	58.6%	60.3%	58.8%
% of FP17s for the same patient ID Re-attending between 3 & 9 months - Adults	1,397	3,046	45.9%	51.5%	53.5%	51.1%
% of FP17s for Band 1 Urgent Courses	221	5,554	4.0%	10.7%	9.1%	9.0%
% of FP17s Relating to Free Repair or Replacements	7	5,554	0.1%	0.9%	1.0%	0.8%
% of FP17s Relating to Continuations	23	5,554	0.4%	0.9%	1.0%	0.9%
% of Patients satisfied with the dentistry they have received	7	9	N/A	93.2%	93.6%	93.3%
% of Patients satisfied with the time they had to wait for an appointment	7	9	N/A	88.5%	89.8%	88.9%

* This is based on patients treated on this contract for their most recent course of treatment. Figures in italics indicate the base number of FP17s or Patient Questionnaire responses are less than 100. N/A is shown where the base number of responses is less than 10 during the period. % is calculated as Quantity/Base number*100

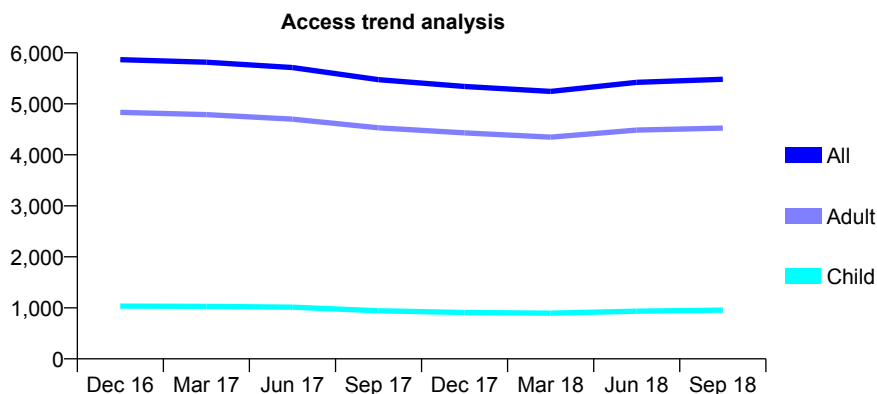
Q47 - Vital Signs At a Glance Contract Report for 125989/0001 - September 2018

Name or company name	Cottage Dental Practice
Contract type name	GDS Contract
Purpose of contract	General
Contract start date	01/04/2013
Contract end date	

18/19 Contracted general activity (UDA)	18,141
Carry forward general activity (UDA)	0
18/19 Contracted orthodontic activity (UOA)	0
Carry forward orthodontic activity (UOA)	0
Baseline contract value	£459,547.46

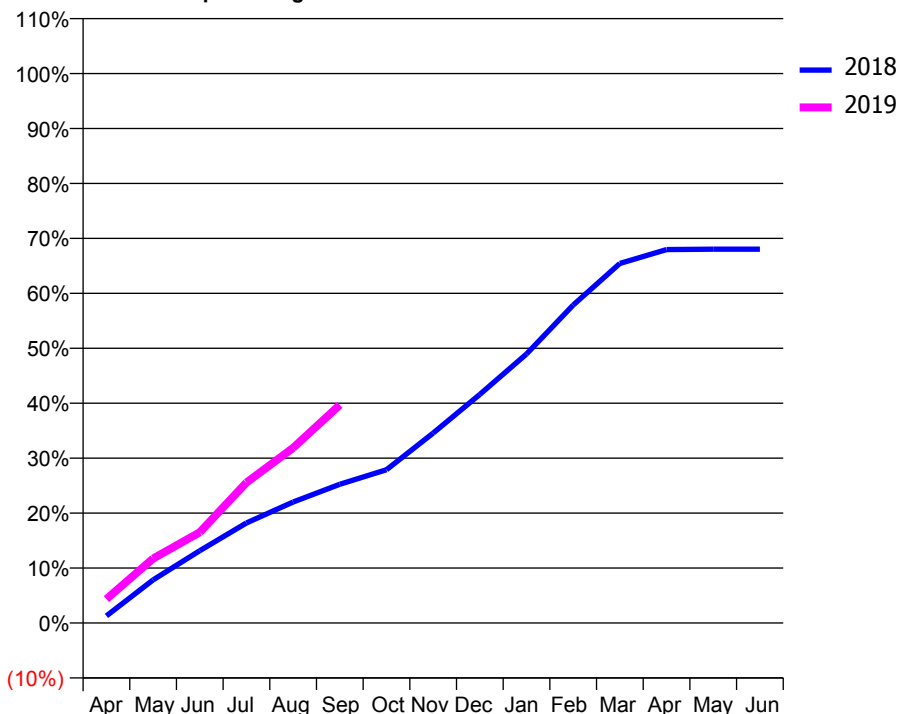
ACCESS*

Patients seen in 24 months	Total	Change since previous quarter
Quarter ending September 2017	5,473	
Quarter ending December 2017	5,339	↓
Quarter ending March 2018	5,242	↓
Quarter ending June 2018	5,420	↑
Quarter ending September 2018	5,481	→
Variance since September 2017	0.1%	→



ACTIVITY

Cumulative percentage of contracted UDA delivered 2018 & 2019



Adjusted Scheduled Activity (UDA)

Month	2018	2019
April	237	789
May	1,424	2,131
June	2,388	2,995
July	3,302	4,638
August	3,995	5,783
September	4,579	7,199
October	5,060	
November	6,271	
December	7,546	
January	8,880	
February	10,498	
March	11,871	
April	12,328	
May	12,340	
June	12,340	

QUALITY

	Quantity	Base Number	Contract	AT	Region	England
% of FP17s for the same patient ID Re-attending within 3 months - Children	35	749	4.7%	11.6%	12.2%	11.6%
% of FP17s for the same patient ID Re-attending within 3 months - Adults	359	3,422	10.5%	15.1%	15.8%	15.5%
% of FP17s for the same patient ID Re-attending between 3 & 9 months - Children	383	749	51.1%	58.6%	60.3%	58.8%
% of FP17s for the same patient ID Re-attending between 3 & 9 months - Adults	1,876	3,422	54.8%	51.5%	53.5%	51.1%
% of FP17s for Band 1 Urgent Courses	267	3,918	6.8%	10.7%	9.1%	9.0%
% of FP17s Relating to Free Repair or Replacements	22	3,918	0.6%	0.9%	1.0%	0.8%
% of FP17s Relating to Continuations	50	3,918	1.3%	0.9%	1.0%	0.9%
% of Patients satisfied with the dentistry they have received	2	2	N/A	93.2%	93.6%	93.3%
% of Patients satisfied with the time they had to wait for an appointment	1	2	N/A	88.5%	89.8%	88.9%

* This is based on patients treated on this contract for their most recent course of treatment. Figures in italics indicate the base number of FP17s or Patient Questionnaire responses are less than 100. N/A is shown where the base number of responses is less than 10 during the period. % is calculated as Quantity/Base number*100

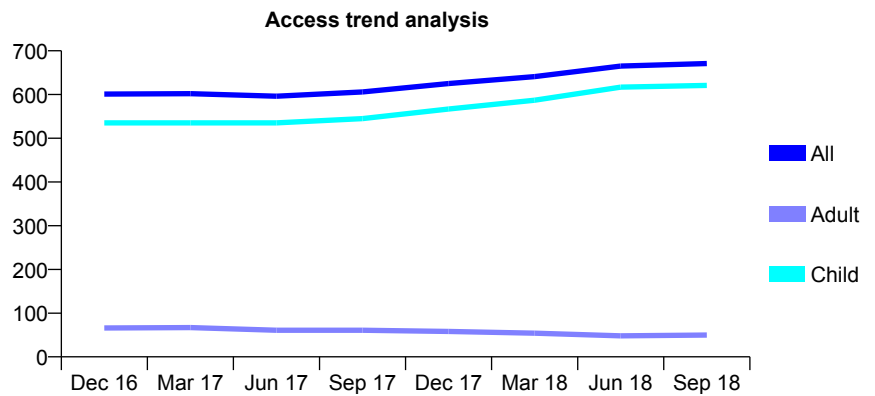
Q47 - Vital Signs At a Glance Contract Report for 126152/0001 - September 2018

Name or company name	Debra Jones
Contract type name	GDS Contract
Purpose of contract	General
Contract start date	01/04/2011
Contract end date	

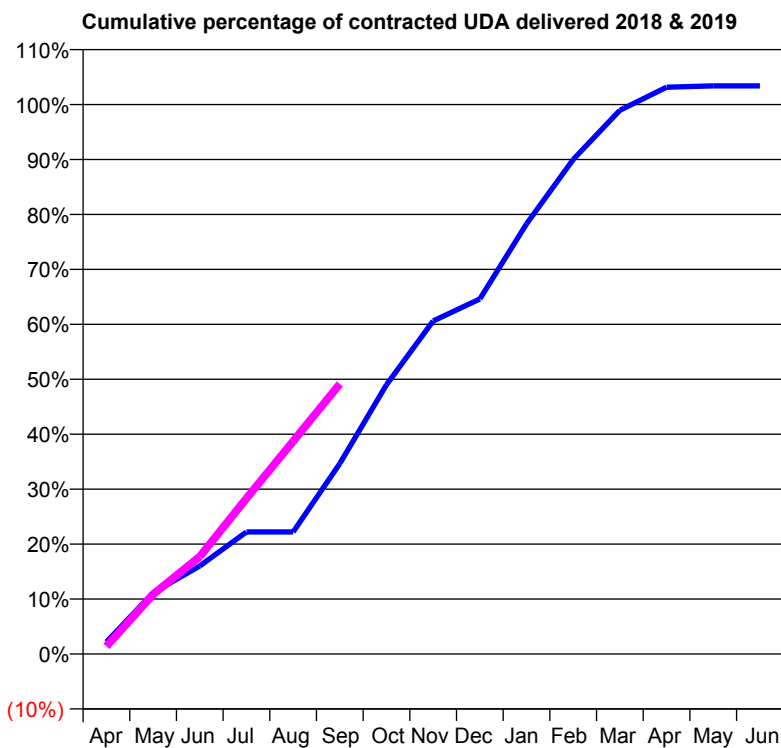
18/19 Contracted general activity (UDA)	2,000
Carry forward general activity (UDA)	0
18/19 Contracted orthodontic activity (UOA)	0
Carry forward orthodontic activity (UOA)	0
Baseline contract value	£43,842.28

ACCESS*

Patients seen in 24 months	Total	Change since previous quarter
Quarter ending September 2017	606	
Quarter ending December 2017	625	↑
Quarter ending March 2018	641	↑
Quarter ending June 2018	665	↑
Quarter ending September 2018	671	→
Variance since September 2017	10.7%	↑



ACTIVITY



Month	Adjusted Scheduled Activity (UDA)	
	2018	2019
April	44	28
May	223	217
June	320	354
July	444	567
August	444	775
September	693	983
October	980	
November	1,212	
December	1,292	
January	1,565	
February	1,800	
March	1,979	
April	2,063	
May	2,068	
June	2,068	

QUALITY

	Quantity	Base Number	Contract	AT	Region	England
% of FP17s for the same patient ID Re-attending within 3 months - Children	141	640	22.0%	11.6%	12.2%	11.6%
% of FP17s for the same patient ID Re-attending within 3 months - Adults	0	0	N/A	15.1%	15.8%	15.5%
% of FP17s for the same patient ID Re-attending between 3 & 9 months - Children	372	640	58.1%	58.6%	60.3%	58.8%
% of FP17s for the same patient ID Re-attending between 3 & 9 months - Adults	0	0	N/A	51.5%	53.5%	51.1%
% of FP17s for Band 1 Urgent Courses	5	596	0.8%	10.7%	9.1%	9.0%
% of FP17s Relating to Free Repair or Replacements	0	596	0.0%	0.9%	1.0%	0.8%
% of FP17s Relating to Continuations	5	596	0.8%	0.9%	1.0%	0.9%
% of Patients satisfied with the dentistry they have received	0	0	N/A	93.2%	93.6%	93.3%
% of Patients satisfied with the time they had to wait for an appointment	0	0	N/A	88.5%	89.8%	88.9%

* This is based on patients treated on this contract for their most recent course of treatment. Figures in italics indicate the base number of FP17s or Patient Questionnaire responses are less than 100. N/A is shown where the base number of responses is less than 10 during the period. % is calculated as Quantity/Base number*100

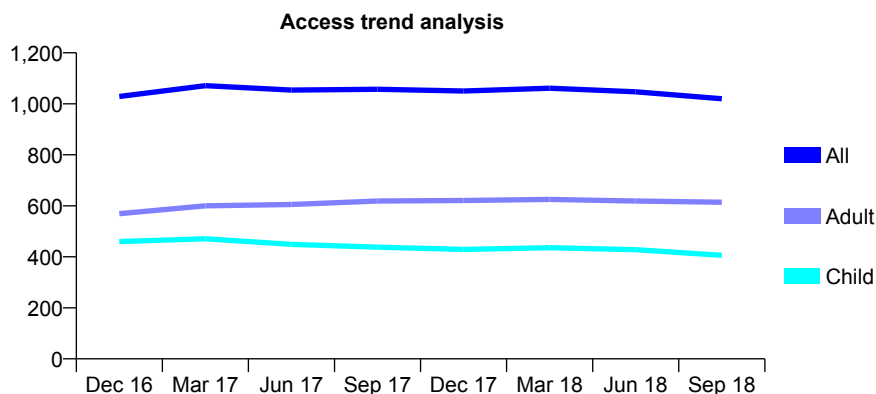
Q47 - Vital Signs At a Glance Contract Report for 126691/0001 - September 2018

Name or company name	Diamond Smiles Dental Centre
Contract type name	GDS Contract
Purpose of contract	General and Orthodontic
Contract start date	01/07/2009
Contract end date	

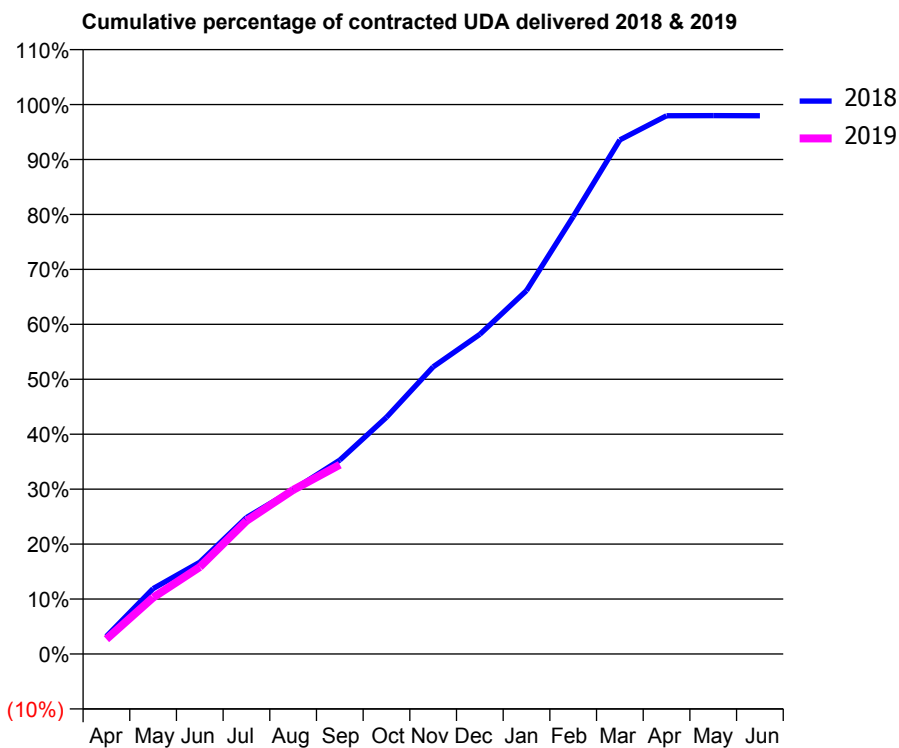
18/19 Contracted general activity (UDA)	3,299
Carry forward general activity (UDA)	0
18/19 Contracted orthodontic activity (UOA)	438
Carry forward orthodontic activity (UOA)	0
Baseline contract value	£106,180.97

ACCESS*

Patients seen in 24 months	Total	Change since previous quarter
Quarter ending September 2017	1,057	
Quarter ending December 2017	1,050	→
Quarter ending March 2018	1,061	→
Quarter ending June 2018	1,047	↓
Quarter ending September 2018	1,020	↓
Variance since September 2017	(3.5%)	↓



ACTIVITY



Adjusted Scheduled Activity (UDA)		
Month	2018	2019
April	106	90
May	393	339
June	551	522
July	819	799
August	986	985
September	1,164	1,137
October	1,421	
November	1,724	
December	1,919	
January	2,182	
February	2,627	
March	3,087	
April	3,231	
May	3,233	
June	3,231	

QUALITY

	Quantity	Base Number	Contract	AT	Region	England
% of FP17s for the same patient ID Re-attending within 3 months - Children	37	313	11.8%	11.6%	12.2%	11.6%
% of FP17s for the same patient ID Re-attending within 3 months - Adults	51	357	14.3%	15.1%	15.8%	15.5%
% of FP17s for the same patient ID Re-attending between 3 & 9 months - Children	190	313	60.7%	58.6%	60.3%	58.8%
% of FP17s for the same patient ID Re-attending between 3 & 9 months - Adults	205	357	57.4%	51.5%	53.5%	51.1%
% of FP17s for Band 1 Urgent Courses	29	571	5.1%	10.7%	9.1%	9.0%
% of FP17s Relating to Free Repair or Replacements	2	571	0.4%	0.9%	1.0%	0.8%
% of FP17s Relating to Continuations	0	571	0.0%	0.9%	1.0%	0.9%
% of Patients satisfied with the dentistry they have received	6	6	N/A	93.2%	93.6%	93.3%
% of Patients satisfied with the time they had to wait for an appointment	5	6	N/A	88.5%	89.8%	88.9%

* This is based on patients treated on this contract for their most recent course of treatment. Figures in italics indicate the base number of FP17s or Patient Questionnaire responses are less than 100. N/A is shown where the base number of responses is less than 10 during the period. % is calculated as Quantity/Base number*100

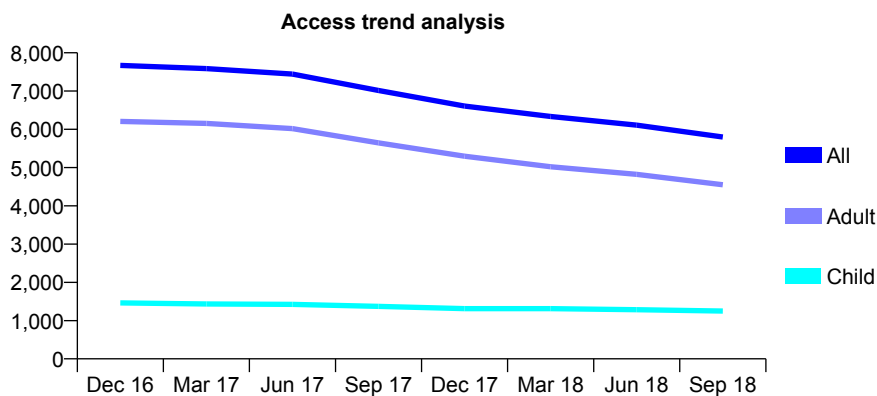
Q47 - Vital Signs At a Glance Contract Report for 127345/0001 - September 2018

Name or company name	Red Rose Dental
Contract type name	GDS Contract
Purpose of contract	General
Contract start date	01/09/2010
Contract end date	

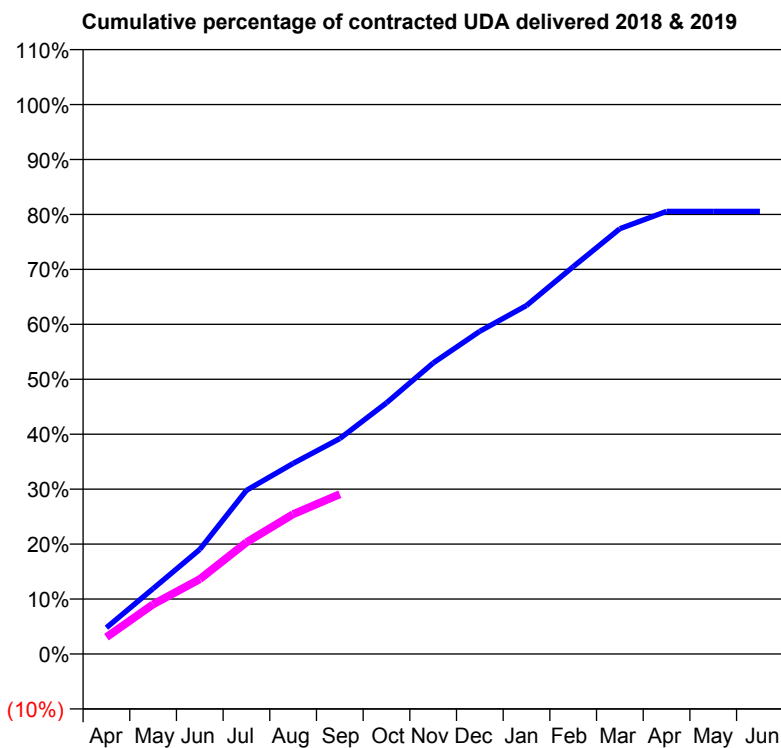
18/19 Contracted general activity (UDA)	20,201
Carry forward general activity (UDA)	0
18/19 Contracted orthodontic activity (UOA)	0
Carry forward orthodontic activity (UOA)	0
Baseline contract value	£549,682.13

ACCESS*

Patients seen in 24 months	Total	Change since previous quarter
Quarter ending September 2017	7,016	
Quarter ending December 2017	6,609	↓
Quarter ending March 2018	6,336	↓
Quarter ending June 2018	6,108	↓
Quarter ending September 2018	5,799	↓
Variance since September 2017	(17.3%)	↓



ACTIVITY



Month	Adjusted Scheduled Activity (UDA)	
	2018	2019
April	970	622
May	2,406	1,826
June	3,847	2,755
July	6,018	4,105
August	7,009	5,141
September	7,920	5,875
October	9,235	
November	10,701	
December	11,866	
January	12,811	
February	14,237	
March	15,633	
April	16,274	
May	16,273	
June	16,273	

QUALITY

	Quantity	Base Number	Contract	AT	Region	England
% of FP17s for the same patient ID Re-attending within 3 months - Children	52	928	5.6%	11.6%	12.2%	11.6%
% of FP17s for the same patient ID Re-attending within 3 months - Adults	305	2,750	11.1%	15.1%	15.8%	15.5%
% of FP17s for the same patient ID Re-attending between 3 & 9 months - Children	521	928	56.1%	58.6%	60.3%	58.8%
% of FP17s for the same patient ID Re-attending between 3 & 9 months - Adults	1,609	2,750	58.5%	51.5%	53.5%	51.1%
% of FP17s for Band 1 Urgent Courses	260	3,346	7.8%	10.7%	9.1%	9.0%
% of FP17s Relating to Free Repair or Replacements	11	3,346	0.3%	0.9%	1.0%	0.8%
% of FP17s Relating to Continuations	36	3,346	1.1%	0.9%	1.0%	0.9%
% of Patients satisfied with the dentistry they have received	4	5	N/A	93.2%	93.6%	93.3%
% of Patients satisfied with the time they had to wait for an appointment	4	5	N/A	88.5%	89.8%	88.9%

* This is based on patients treated on this contract for their most recent course of treatment. Figures in italics indicate the base number of FP17s or Patient Questionnaire responses are less than 100. N/A is shown where the base number of responses is less than 10 during the period. % is calculated as Quantity/Base number*100

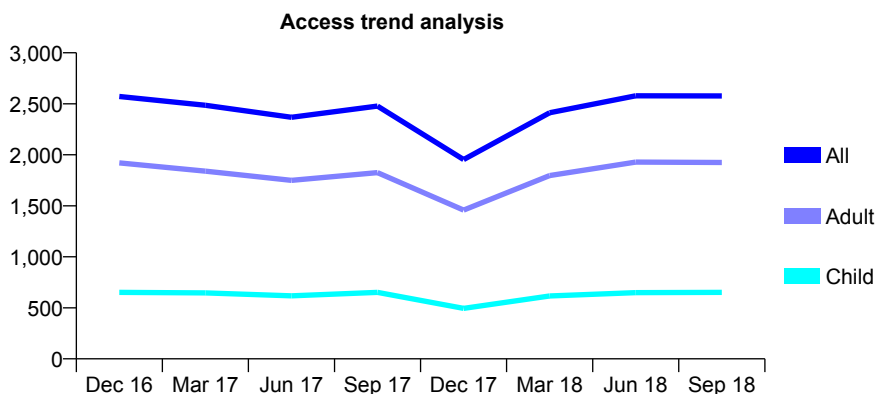
Q47 - Vital Signs At a Glance Contract Report for 129003/0001 - September 2018

Name or company name	Mr Assim Ghaffoor
Contract type name	GDS Contract
Purpose of contract	General
Contract start date	01/04/2015
Contract end date	

18/19 Contracted general activity (UDA)	8,874
Carry forward general activity (UDA)	0
18/19 Contracted orthodontic activity (UOA)	0
Carry forward orthodontic activity (UOA)	0
Baseline contract value	£166,956.75

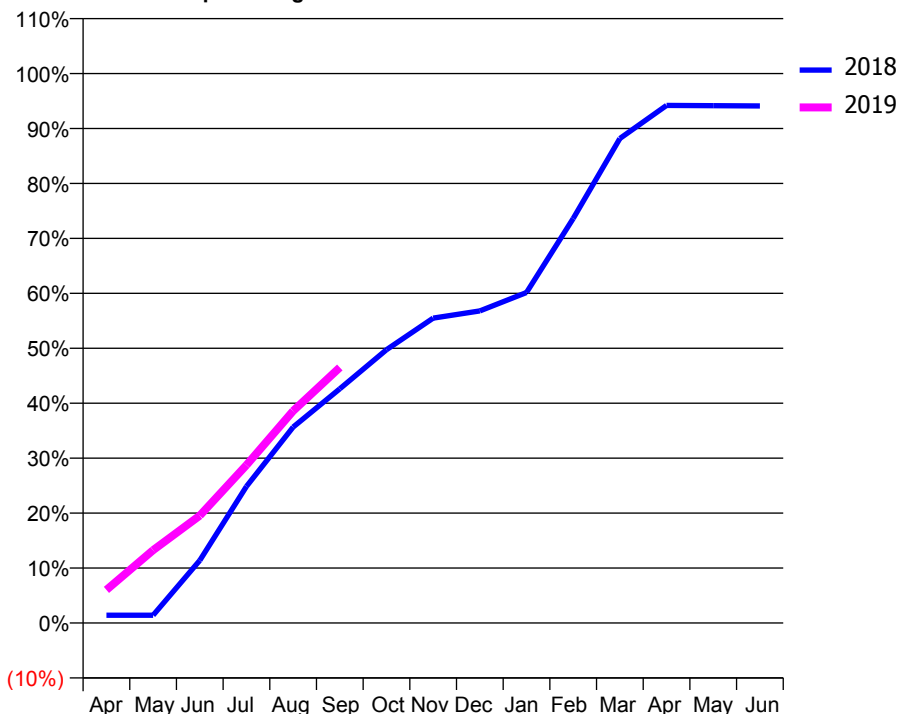
ACCESS*

Patients seen in 24 months	Total	Change since previous quarter
Quarter ending September 2017	2,478	
Quarter ending December 2017	1,953	↓
Quarter ending March 2018	2,413	↑
Quarter ending June 2018	2,578	↑
Quarter ending September 2018	2,577	→
Variance since September 2017	4.0%	↑



ACTIVITY

Cumulative percentage of contracted UDA delivered 2018 & 2019



Month	Adjusted Scheduled Activity (UDA)	
	2018	2019
April	126	536
May	126	1,177
June	1,010	1,734
July	2,205	2,552
August	3,164	3,425
September	3,782	4,127
October	4,413	
November	4,924	
December	5,040	
January	5,337	
February	6,533	
March	7,824	
April	8,359	
May	8,353	
June	8,350	

QUALITY

	Quantity	Base Number	Contract	AT	Region	England
% of FP17s for the same patient ID Re-attending within 3 months - Children	47	680	6.9%	11.6%	12.2%	11.6%
% of FP17s for the same patient ID Re-attending within 3 months - Adults	156	1,786	8.7%	15.1%	15.8%	15.5%
% of FP17s for the same patient ID Re-attending between 3 & 9 months - Children	336	680	49.4%	58.6%	60.3%	58.8%
% of FP17s for the same patient ID Re-attending between 3 & 9 months - Adults	855	1,786	47.9%	51.5%	53.5%	51.1%
% of FP17s for Band 1 Urgent Courses	98	2,257	4.3%	10.7%	9.1%	9.0%
% of FP17s Relating to Free Repair or Replacements	13	2,257	0.6%	0.9%	1.0%	0.8%
% of FP17s Relating to Continuations	13	2,257	0.6%	0.9%	1.0%	0.9%
% of Patients satisfied with the dentistry they have received	1	1	N/A	93.2%	93.6%	93.3%
% of Patients satisfied with the time they had to wait for an appointment	0	1	N/A	88.5%	89.8%	88.9%

* This is based on patients treated on this contract for their most recent course of treatment. Figures in italics indicate the base number of FP17s or Patient Questionnaire responses are less than 100. N/A is shown where the base number of responses is less than 10 during the period. % is calculated as Quantity/Base number*100

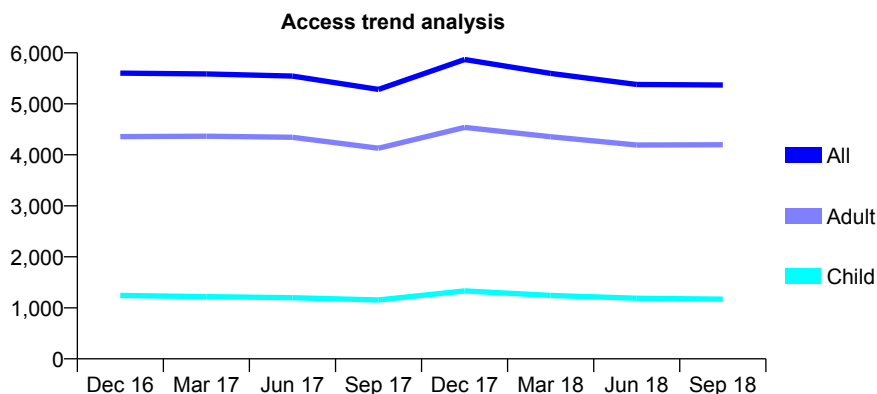
Q47 - Vital Signs At a Glance Contract Report for 129003/0002 - September 2018

Name or company name	Mr Assim Ghaffoor
Contract type name	GDS Contract
Purpose of contract	General
Contract start date	01/04/2015
Contract end date	

18/19 Contracted general activity (UDA)	19,250
Carry forward general activity (UDA)	0
18/19 Contracted orthodontic activity (UOA)	0
Carry forward orthodontic activity (UOA)	0
Baseline contract value	£430,443.86

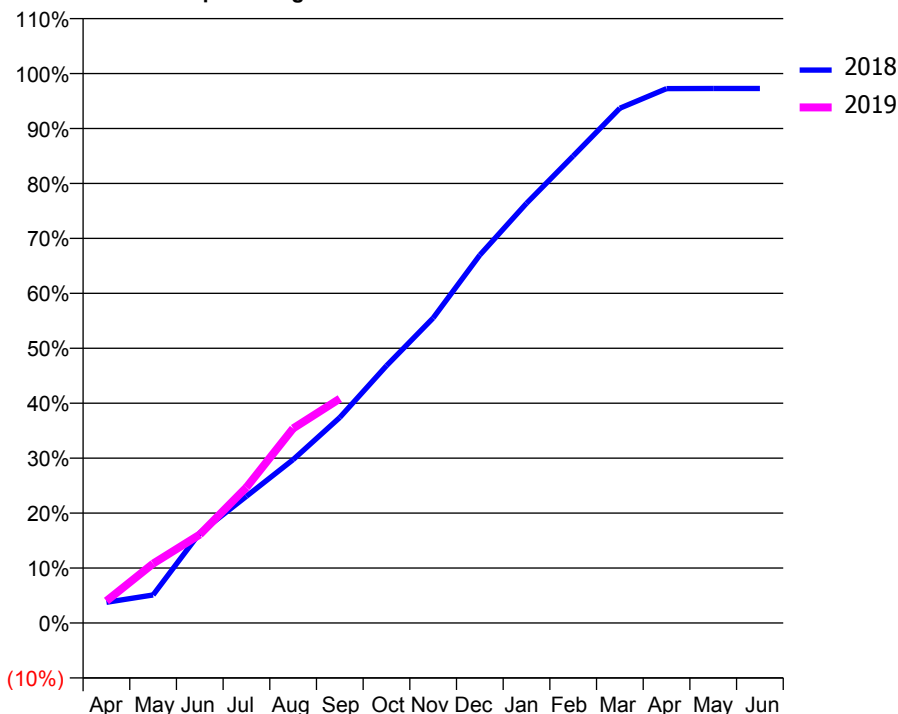
ACCESS*

Patients seen in 24 months	Total	Change since previous quarter
Quarter ending September 2017	5,282	
Quarter ending December 2017	5,867	↑
Quarter ending March 2018	5,595	↓
Quarter ending June 2018	5,380	↓
Quarter ending September 2018	5,368	→
Variance since September 2017	1.6%	→



ACTIVITY

Cumulative percentage of contracted UDA delivered 2018 & 2019



Month	Adjusted Scheduled Activity (UDA)	
	2018	2019
April	728	771
May	984	2,080
June	3,156	3,100
July	4,438	4,754
August	5,724	6,819
September	7,200	7,860
October	9,014	
November	10,688	
December	12,890	
January	14,702	
February	16,363	
March	18,033	
April	18,721	
May	18,724	
June	18,724	

QUALITY

	Quantity	Base Number	Contract	AT	Region	England
% of FP17s for the same patient ID Re-attending within 3 months - Children	72	1,120	6.4%	11.6%	12.2%	11.6%
% of FP17s for the same patient ID Re-attending within 3 months - Adults	309	3,536	8.7%	15.1%	15.8%	15.5%
% of FP17s for the same patient ID Re-attending between 3 & 9 months - Children	756	1,120	67.5%	58.6%	60.3%	58.8%
% of FP17s for the same patient ID Re-attending between 3 & 9 months - Adults	2,284	3,536	64.6%	51.5%	53.5%	51.1%
% of FP17s for Band 1 Urgent Courses	185	4,399	4.2%	10.7%	9.1%	9.0%
% of FP17s Relating to Free Repair or Replacements	61	4,399	1.4%	0.9%	1.0%	0.8%
% of FP17s Relating to Continuations	30	4,399	0.7%	0.9%	1.0%	0.9%
% of Patients satisfied with the dentistry they have received	3	3	N/A	93.2%	93.6%	93.3%
% of Patients satisfied with the time they had to wait for an appointment	3	3	N/A	88.5%	89.8%	88.9%

* This is based on patients treated on this contract for their most recent course of treatment. Figures in italics indicate the base number of FP17s or Patient Questionnaire responses are less than 100. N/A is shown where the base number of responses is less than 10 during the period. % is calculated as Quantity/Base number*100

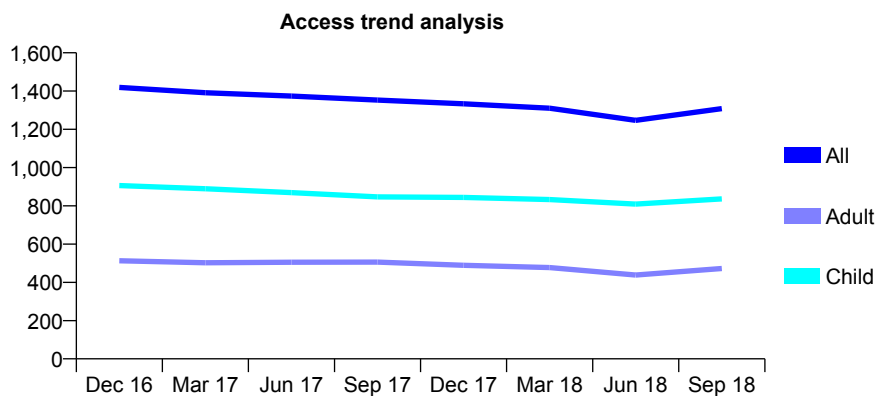
Q47 - Vital Signs At a Glance Contract Report for 129593/0002 - September 2018

Name or company name	Horn Hill Care Services Limited
Contract type name	GDS Contract
Purpose of contract	General and Orthodontic
Contract start date	01/08/2012
Contract end date	

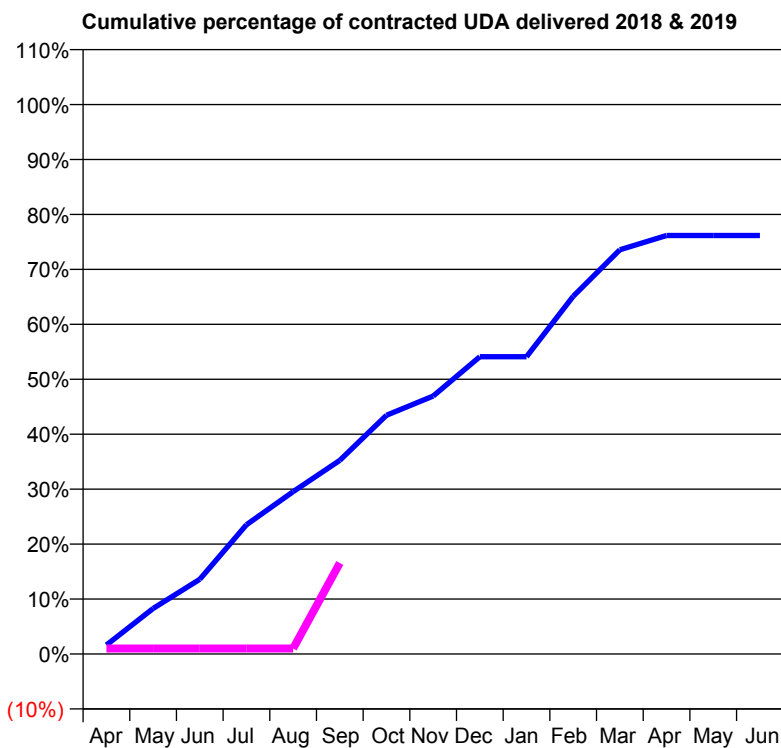
18/19 Contracted general activity (UDA)	5,064
Carry forward general activity (UDA)	0
18/19 Contracted orthodontic activity (UOA)	0
Carry forward orthodontic activity (UOA)	0
Baseline contract value	£146,737.65

ACCESS*

Patients seen in 24 months	Total	Change since previous quarter
Quarter ending September 2017	1,353	
Quarter ending December 2017	1,333	↓
Quarter ending March 2018	1,310	↓
Quarter ending June 2018	1,247	↓
Quarter ending September 2018	1,308	↑
Variance since September 2017	(3.3%)	↓



ACTIVITY



Adjusted Scheduled Activity (UDA)		
Month	2018	2019
April	83	51
May	419	51
June	688	51
July	1,191	51
August	1,496	51
September	1,784	839
October	2,200	
November	2,378	
December	2,740	
January	2,740	
February	3,296	
March	3,725	
April	3,857	
May	3,857	
June	3,857	

QUALITY

	Quantity	Base Number	Contract	AT	Region	England
% of FP17s for the same patient ID Re-attending within 3 months - Children	57	797	7.2%	11.6%	12.2%	11.6%
% of FP17s for the same patient ID Re-attending within 3 months - Adults	58	346	16.8%	15.1%	15.8%	15.5%
% of FP17s for the same patient ID Re-attending between 3 & 9 months - Children	604	797	75.8%	58.6%	60.3%	58.8%
% of FP17s for the same patient ID Re-attending between 3 & 9 months - Adults	201	346	58.1%	51.5%	53.5%	51.1%
% of FP17s for Band 1 Urgent Courses	83	1,065	7.8%	10.7%	9.1%	9.0%
% of FP17s Relating to Free Repair or Replacements	1	1,065	0.1%	0.9%	1.0%	0.8%
% of FP17s Relating to Continuations	0	1,065	0.0%	0.9%	1.0%	0.9%
% of Patients satisfied with the dentistry they have received	0	0	N/A	93.2%	93.6%	93.3%
% of Patients satisfied with the time they had to wait for an appointment	0	0	N/A	88.5%	89.8%	88.9%

* This is based on patients treated on this contract for their most recent course of treatment. Figures in italics indicate the base number of FP17s or Patient Questionnaire responses are less than 100. N/A is shown where the base number of responses is less than 10 during the period. % is calculated as Quantity/Base number*100

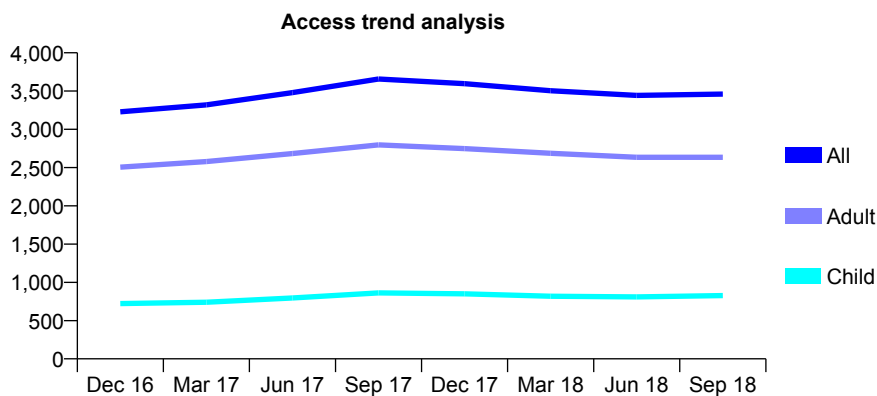
Q47 - Vital Signs At a Glance Contract Report for 129623/0002 - September 2018

Name or company name	Diamond Dental Care
Contract type name	GDS Contract
Purpose of contract	General
Contract start date	01/12/2013
Contract end date	

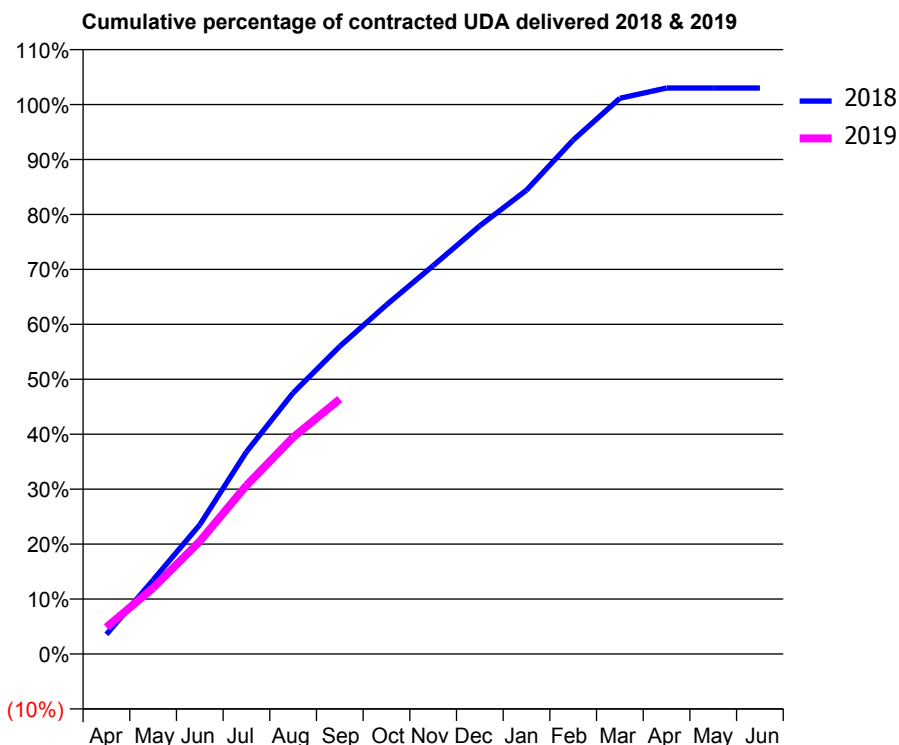
18/19 Contracted general activity (UDA)	10,465
Carry forward general activity (UDA)	0
18/19 Contracted orthodontic activity (UOA)	0
Carry forward orthodontic activity (UOA)	0
Baseline contract value	£227,040.13

ACCESS*

Patients seen in 24 months	Total	Change since previous quarter
Quarter ending September 2017	3,658	
Quarter ending December 2017	3,597	↓
Quarter ending March 2018	3,505	↓
Quarter ending June 2018	3,444	↓
Quarter ending September 2018	3,461	→
Variance since September 2017	(5.4%)	↓



ACTIVITY



Month	Adjusted Scheduled Activity (UDA)	
	2018	2019
April	374	509
May	1,410	1,257
June	2,462	2,148
July	3,852	3,212
August	4,974	4,127
September	5,861	4,854
October	6,649	
November	7,396	
December	8,156	
January	8,833	
February	9,788	
March	10,583	
April	10,778	
May	10,780	
June	10,780	

QUALITY

	Quantity	Base Number	Contract	AT	Region	England
% of FP17s for the same patient ID Re-attending within 3 months - Children	35	608	5.8%	11.6%	12.2%	11.6%
% of FP17s for the same patient ID Re-attending within 3 months - Adults	313	2,140	14.6%	15.1%	15.8%	15.5%
% of FP17s for the same patient ID Re-attending between 3 & 9 months - Children	355	608	58.4%	58.6%	60.3%	58.8%
% of FP17s for the same patient ID Re-attending between 3 & 9 months - Adults	1,272	2,140	59.4%	51.5%	53.5%	51.1%
% of FP17s for Band 1 Urgent Courses	150	2,637	5.7%	10.7%	9.1%	9.0%
% of FP17s Relating to Free Repair or Replacements	15	2,637	0.6%	0.9%	1.0%	0.8%
% of FP17s Relating to Continuations	38	2,637	1.4%	0.9%	1.0%	0.9%
% of Patients satisfied with the dentistry they have received	9	11	81.8%	93.2%	93.6%	93.3%
% of Patients satisfied with the time they had to wait for an appointment	10	11	90.9%	88.5%	89.8%	88.9%

* This is based on patients treated on this contract for their most recent course of treatment. Figures in italics indicate the base number of FP17s or Patient Questionnaire responses are less than 100. N/A is shown where the base number of responses is less than 10 during the period. % is calculated as Quantity/Base number*100

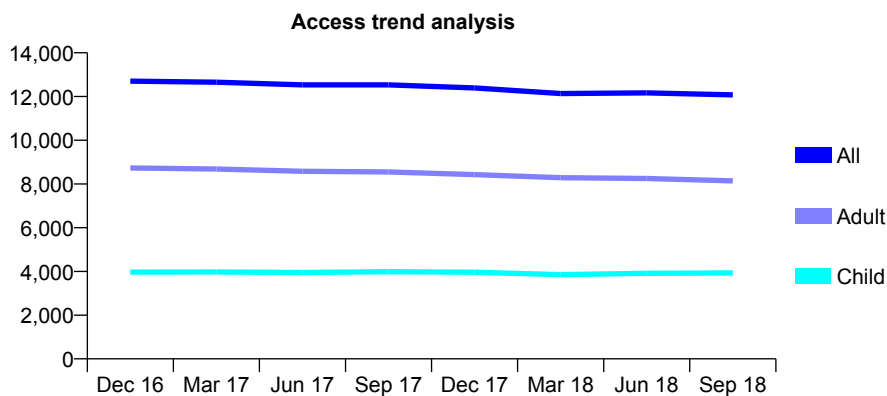
Q47 - Vital Signs At a Glance Contract Report for 131423/0001 - September 2018

Name or company name	Railway Road Dental Practice Partnership
Contract type name	GDS Contract
Purpose of contract	General
Contract start date	01/04/2010
Contract end date	

18/19 Contracted general activity (UDA)	39,500
Carry forward general activity (UDA)	0
18/19 Contracted orthodontic activity (UOA)	0
Carry forward orthodontic activity (UOA)	0
Baseline contract value	£1,130,965.53

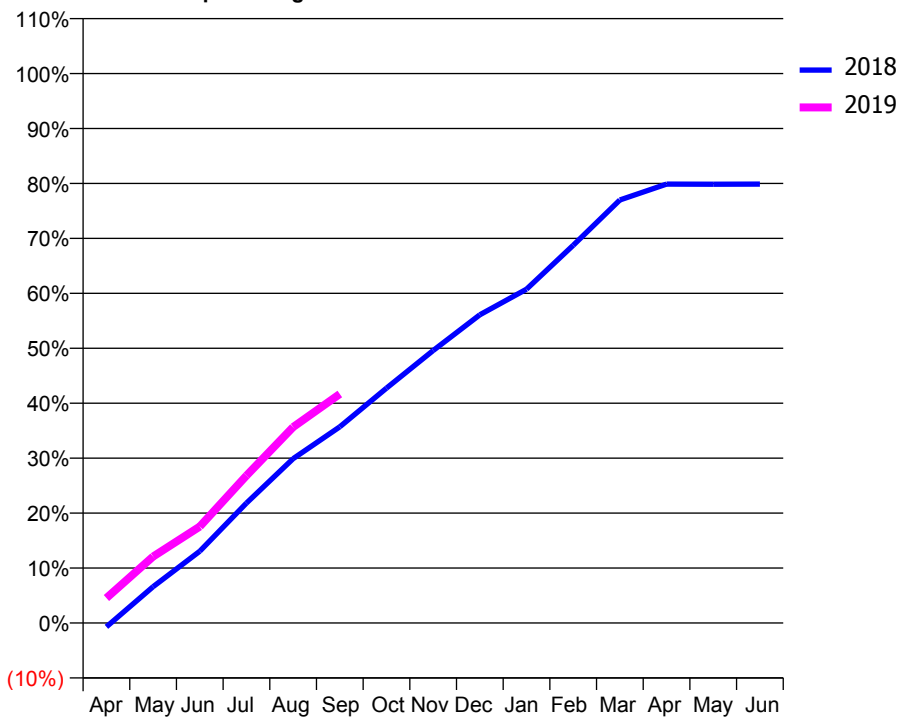
ACCESS*

Patients seen in 24 months	Total	Change since previous quarter
Quarter ending September 2017	12,534	
Quarter ending December 2017	12,392	↓
Quarter ending March 2018	12,139	↓
Quarter ending June 2018	12,164	→
Quarter ending September 2018	12,076	→
Variance since September 2017	(3.7%)	↓



ACTIVITY

Cumulative percentage of contracted UDA delivered 2018 & 2019



Month	Adjusted Scheduled Activity (UDA)	
	2018	2019
April	-283	1,797
May	2,613	4,779
June	5,164	6,939
July	8,622	10,597
August	11,814	14,081
September	14,103	16,459
October	16,884	
November	19,593	
December	22,152	
January	23,995	
February	27,153	
March	30,408	
April	31,548	
May	31,542	
June	31,547	

QUALITY

	Quantity	Base Number	Contract	AT	Region	England
% of FP17s for the same patient ID Re-attending within 3 months - Children	100	2,641	3.8%	11.6%	12.2%	11.6%
% of FP17s for the same patient ID Re-attending within 3 months - Adults	351	4,326	8.1%	15.1%	15.8%	15.5%
% of FP17s for the same patient ID Re-attending between 3 & 9 months - Children	1,200	2,641	45.4%	58.6%	60.3%	58.8%
% of FP17s for the same patient ID Re-attending between 3 & 9 months - Adults	1,826	4,326	42.2%	51.5%	53.5%	51.1%
% of FP17s for Band 1 Urgent Courses	340	6,557	5.2%	10.7%	9.1%	9.0%
% of FP17s Relating to Free Repair or Replacements	18	6,557	0.3%	0.9%	1.0%	0.8%
% of FP17s Relating to Continuations	39	6,557	0.6%	0.9%	1.0%	0.9%
% of Patients satisfied with the dentistry they have received	4	4	N/A	93.2%	93.6%	93.3%
% of Patients satisfied with the time they had to wait for an appointment	4	4	N/A	88.5%	89.8%	88.9%

* This is based on patients treated on this contract for their most recent course of treatment. Figures in italics indicate the base number of FP17s or Patient Questionnaire responses are less than 100. N/A is shown where the base number of responses is less than 10 during the period. % is calculated as Quantity/Base number*100

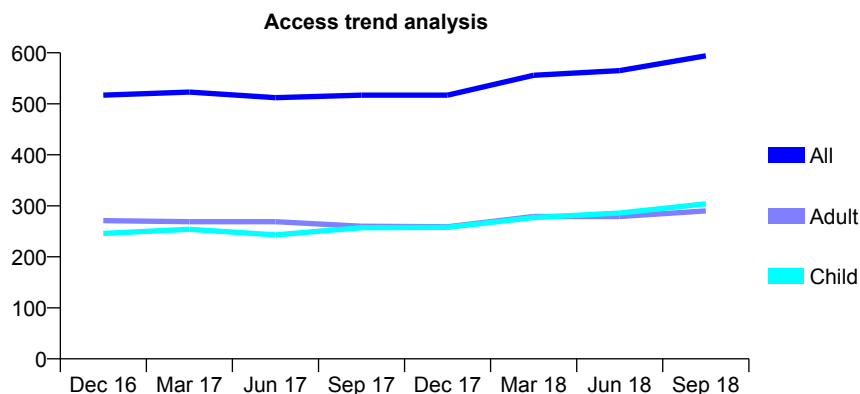
Q47 - Vital Signs At a Glance Contract Report for 131555/0001 - September 2018

Name or company name	Station House Dental Practice
Contract type name	GDS Contract
Purpose of contract	General
Contract start date	07/02/2011
Contract end date	

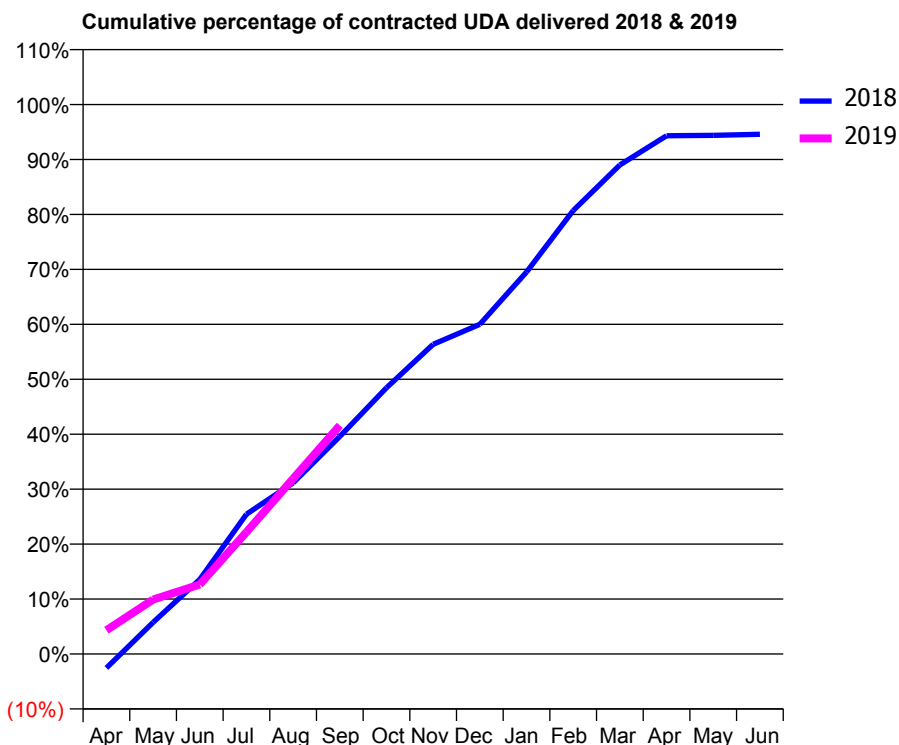
18/19 Contracted general activity (UDA)	1,600
Carry forward general activity (UDA)	0
18/19 Contracted orthodontic activity (UOA)	0
Carry forward orthodontic activity (UOA)	0
Baseline contract value	£40,173.62

ACCESS*

Patients seen in 24 months	Total	Change since previous quarter
Quarter ending September 2017	517	
Quarter ending December 2017	517	→
Quarter ending March 2018	556	↑
Quarter ending June 2018	565	→
Quarter ending September 2018	594	↑
Variance since September 2017	14.9%	↑



ACTIVITY



Adjusted Scheduled Activity (UDA)		
Month	2018	2019
April	-41	69
May	92	159
June	217	202
July	407	355
August	498	511
September	634	666
October	775	
November	902	
December	960	
January	1,112	
February	1,291	
March	1,424	
April	1,509	
May	1,510	
June	1,513	

QUALITY

	Quantity	Base Number	Contract	AT	Region	England
% of FP17s for the same patient ID Re-attending within 3 months - Children	30	246	12.2%	11.6%	12.2%	11.6%
% of FP17s for the same patient ID Re-attending within 3 months - Adults	36	203	17.7%	15.1%	15.8%	15.5%
% of FP17s for the same patient ID Re-attending between 3 & 9 months - Children	136	246	55.3%	58.6%	60.3%	58.8%
% of FP17s for the same patient ID Re-attending between 3 & 9 months - Adults	103	203	50.7%	51.5%	53.5%	51.1%
% of FP17s for Band 1 Urgent Courses	34	415	8.2%	10.7%	9.1%	9.0%
% of FP17s Relating to Free Repair or Replacements	0	415	0.0%	0.9%	1.0%	0.8%
% of FP17s Relating to Continuations	0	415	0.0%	0.9%	1.0%	0.9%
% of Patients satisfied with the dentistry they have received	1	1	N/A	93.2%	93.6%	93.3%
% of Patients satisfied with the time they had to wait for an appointment	1	1	N/A	88.5%	89.8%	88.9%

* This is based on patients treated on this contract for their most recent course of treatment. Figures in italics indicate the base number of FP17s or Patient Questionnaire responses are less than 100. N/A is shown where the base number of responses is less than 10 during the period. % is calculated as Quantity/Base number*100

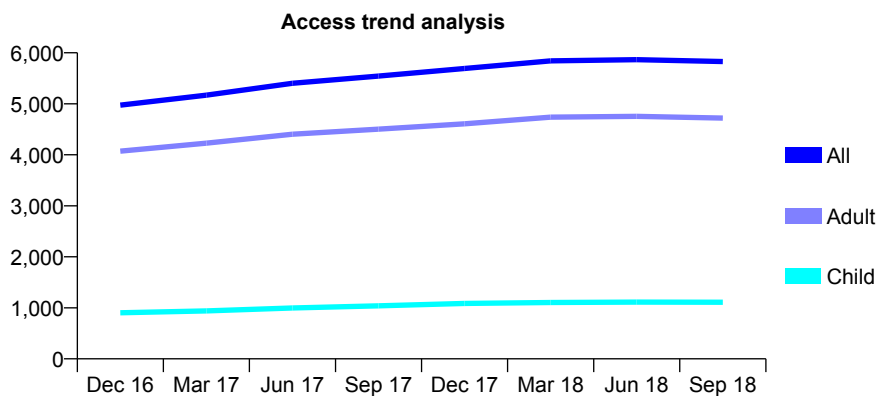
Q47 - Vital Signs At a Glance Contract Report for 133027/0001 - September 2018

Name or company name	Dalton Dental Surgery Partnership
Contract type name	GDS Contract
Purpose of contract	General
Contract start date	01/11/2013
Contract end date	

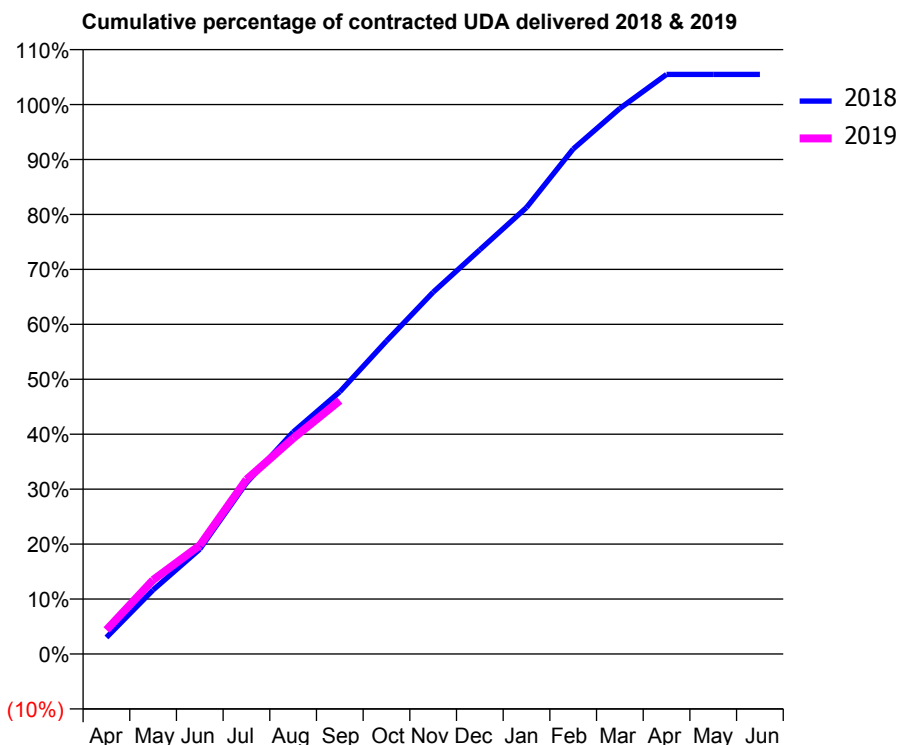
18/19 Contracted general activity (UDA)	16,000
Carry forward general activity (UDA)	0
18/19 Contracted orthodontic activity (UOA)	0
Carry forward orthodontic activity (UOA)	0
Baseline contract value	£445,177.82

ACCESS*

Patients seen in 24 months	Total	Change since previous quarter
Quarter ending September 2017	5,544	
Quarter ending December 2017	5,692	↑
Quarter ending March 2018	5,843	↑
Quarter ending June 2018	5,865	→
Quarter ending September 2018	5,829	→
Variance since September 2017	5.1%	↑



ACTIVITY



Month	Adjusted Scheduled Activity (UDA)	
	2018	2019
April	482	700
May	1,864	2,158
June	3,054	3,161
July	4,985	5,080
August	6,465	6,281
September	7,637	7,380
October	9,113	
November	10,537	
December	11,772	
January	13,001	
February	14,705	
March	15,885	
April	16,878	
May	16,877	
June	16,877	

QUALITY

	Quantity	Base Number	Contract	AT	Region	England
% of FP17s for the same patient ID Re-attending within 3 months - Children	41	891	4.6%	11.6%	12.2%	11.6%
% of FP17s for the same patient ID Re-attending within 3 months - Adults	383	3,493	11.0%	15.1%	15.8%	15.5%
% of FP17s for the same patient ID Re-attending between 3 & 9 months - Children	586	891	65.8%	58.6%	60.3%	58.8%
% of FP17s for the same patient ID Re-attending between 3 & 9 months - Adults	2,051	3,493	58.7%	51.5%	53.5%	51.1%
% of FP17s for Band 1 Urgent Courses	303	3,972	7.6%	10.7%	9.1%	9.0%
% of FP17s Relating to Free Repair or Replacements	49	3,972	1.2%	0.9%	1.0%	0.8%
% of FP17s Relating to Continuations	39	3,972	1.0%	0.9%	1.0%	0.9%
% of Patients satisfied with the dentistry they have received	5	5	N/A	93.2%	93.6%	93.3%
% of Patients satisfied with the time they had to wait for an appointment	5	5	N/A	88.5%	89.8%	88.9%

* This is based on patients treated on this contract for their most recent course of treatment. Figures in italics indicate the base number of FP17s or Patient Questionnaire responses are less than 100. N/A is shown where the base number of responses is less than 10 during the period. % is calculated as Quantity/Base number*100

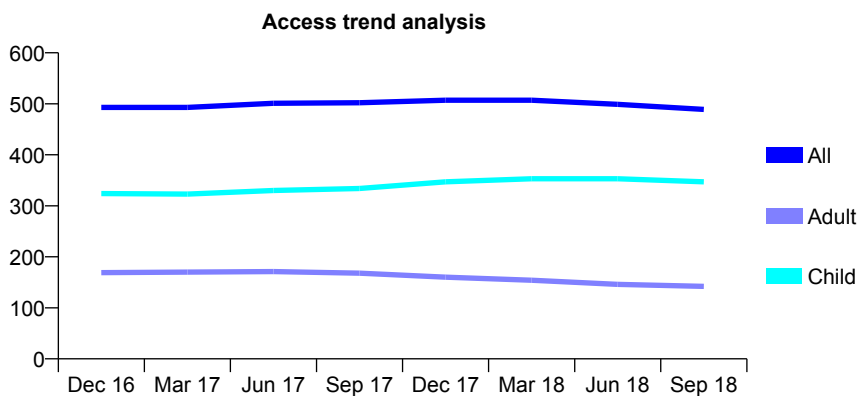
Q47 - Vital Signs At a Glance Contract Report for 134015/0001 - September 2018

Name or company name	Alistair Morgan and Associates Limited
Contract type name	GDS Contract
Purpose of contract	General
Contract start date	01/02/2015
Contract end date	

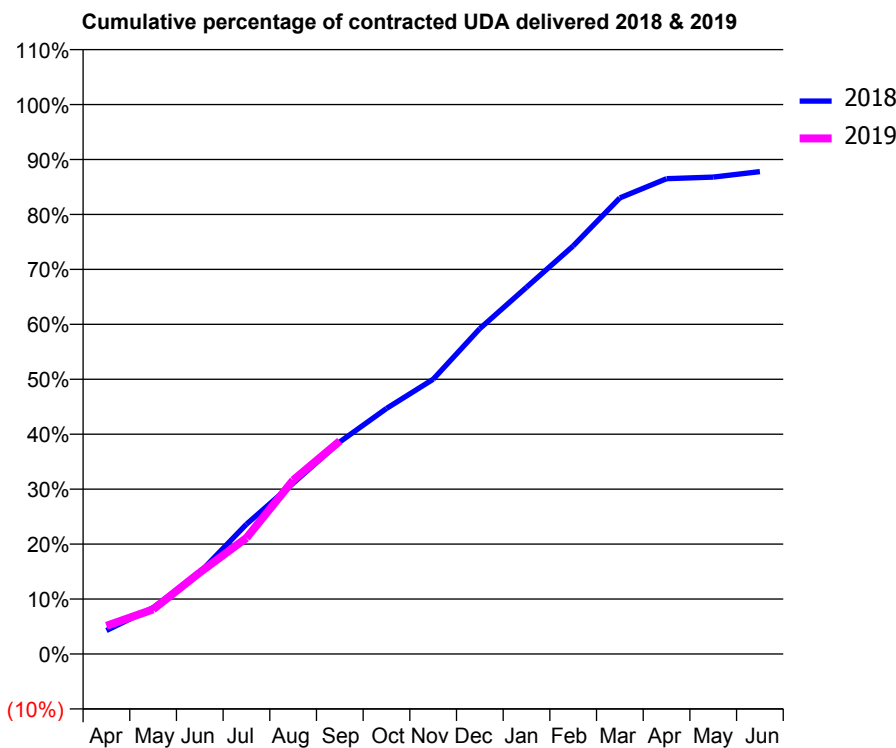
18/19 Contracted general activity (UDA)	1,700
Carry forward general activity (UDA)	0
18/19 Contracted orthodontic activity (UOA)	0
Carry forward orthodontic activity (UOA)	0
Baseline contract value	£43,134.29

ACCESS*

Patients seen in 24 months	Total	Change since previous quarter
Quarter ending September 2017	502	
Quarter ending December 2017	507	→
Quarter ending March 2018	507	→
Quarter ending June 2018	499	↓
Quarter ending September 2018	489	↓
Variance since September 2017	(2.6%)	↓



ACTIVITY



Adjusted Scheduled Activity (UDA)		
Month	2018	2019
April	73	87
May	143	138
June	252	252
July	402	359
August	528	538
September	656	659
October	760	
November	850	
December	1,007	
January	1,135	
February	1,262	
March	1,411	
April	1,470	
May	1,475	
June	1,492	

QUALITY

	Quantity	Base Number	Contract	AT	Region	England
% of FP17s for the same patient ID Re-attending within 3 months - Children	52	437	11.9%	11.6%	12.2%	11.6%
% of FP17s for the same patient ID Re-attending within 3 months - Adults	14	90	15.6%	15.1%	15.8%	15.5%
% of FP17s for the same patient ID Re-attending between 3 & 9 months - Children	346	437	79.2%	58.6%	60.3%	58.8%
% of FP17s for the same patient ID Re-attending between 3 & 9 months - Adults	60	90	66.7%	51.5%	53.5%	51.1%
% of FP17s for Band 1 Urgent Courses	26	470	5.5%	10.7%	9.1%	9.0%
% of FP17s Relating to Free Repair or Replacements	0	470	0.0%	0.9%	1.0%	0.8%
% of FP17s Relating to Continuations	1	470	0.2%	0.9%	1.0%	0.9%
% of Patients satisfied with the dentistry they have received	0	0	N/A	93.2%	93.6%	93.3%
% of Patients satisfied with the time they had to wait for an appointment	0	0	N/A	88.5%	89.8%	88.9%

* This is based on patients treated on this contract for their most recent course of treatment. Figures in italics indicate the base number of FP17s or Patient Questionnaire responses are less than 100. N/A is shown where the base number of responses is less than 10 during the period. % is calculated as Quantity/Base number*100

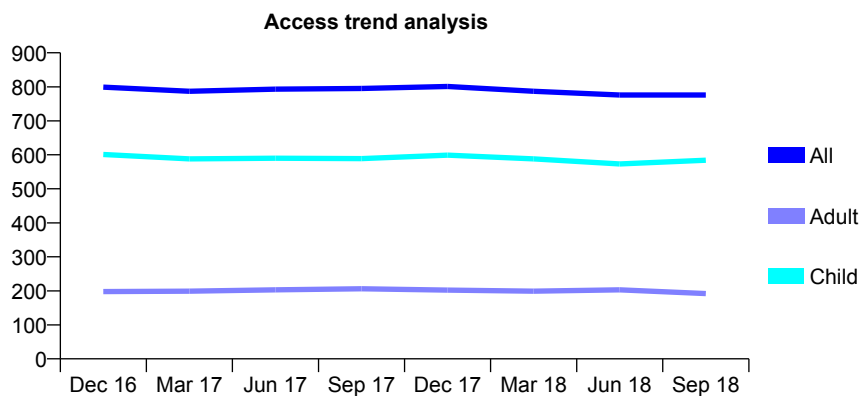
Q47 - Vital Signs At a Glance Contract Report for 134341/0001 - September 2018

Name or company name	The Macfarlane Dental Partnership
Contract type name	GDS Contract
Purpose of contract	General and Orthodontic
Contract start date	01/01/2012
Contract end date	

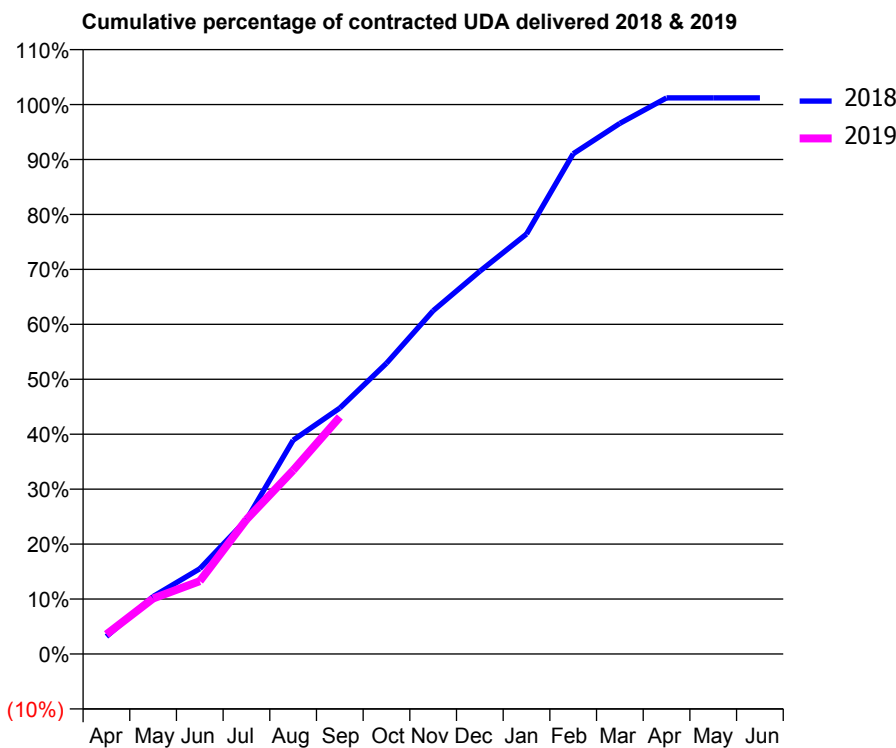
18/19 Contracted general activity (UDA)	1,926
Carry forward general activity (UDA)	0
18/19 Contracted orthodontic activity (UOA)	618
Carry forward orthodontic activity (UOA)	0
Baseline contract value	£95,326.83

ACCESS*

Patients seen in 24 months	Total	Change since previous quarter
Quarter ending September 2017	795	
Quarter ending December 2017	801	→
Quarter ending March 2018	787	↓
Quarter ending June 2018	776	↓
Quarter ending September 2018	776	→
Variance since September 2017	(2.4%)	↓



ACTIVITY



Month	Adjusted Scheduled Activity (UDA)	
	2018	2019
April	62	69
May	202	195
June	299	255
July	471	471
August	750	644
September	862	831
October	1,019	
November	1,203	
December	1,341	
January	1,472	
February	1,753	
March	1,860	
April	1,949	
May	1,949	
June	1,949	

QUALITY

	Quantity	Base Number	Contract	AT	Region	England
% of FP17s for the same patient ID Re-attending within 3 months - Children	70	598	11.7%	11.6%	12.2%	11.6%
% of FP17s for the same patient ID Re-attending within 3 months - Adults	10	56	17.9%	15.1%	15.8%	15.5%
% of FP17s for the same patient ID Re-attending between 3 & 9 months - Children	398	598	66.6%	58.6%	60.3%	58.8%
% of FP17s for the same patient ID Re-attending between 3 & 9 months - Adults	36	56	64.3%	51.5%	53.5%	51.1%
% of FP17s for Band 1 Urgent Courses	33	567	5.8%	10.7%	9.1%	9.0%
% of FP17s Relating to Free Repair or Replacements	0	567	0.0%	0.9%	1.0%	0.8%
% of FP17s Relating to Continuations	9	567	1.6%	0.9%	1.0%	0.9%
% of Patients satisfied with the dentistry they have received	2	2	N/A	93.2%	93.6%	93.3%
% of Patients satisfied with the time they had to wait for an appointment	2	2	N/A	88.5%	89.8%	88.9%

* This is based on patients treated on this contract for their most recent course of treatment. Figures in italics indicate the base number of FP17s or Patient Questionnaire responses are less than 100. N/A is shown where the base number of responses is less than 10 during the period. % is calculated as Quantity/Base number*100

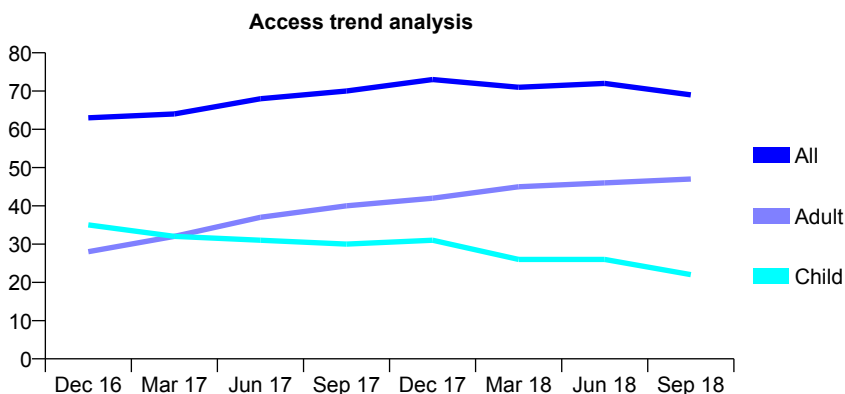
Q47 - Vital Signs At a Glance Contract Report for 135836/0001 - September 2018

Name or company name	N M Ward Associates Ltd
Contract type name	GDS Contract
Purpose of contract	General
Contract start date	01/12/2015
Contract end date	

18/19 Contracted general activity (UDA)	250
Carry forward general activity (UDA)	0
18/19 Contracted orthodontic activity (UOA)	0
Carry forward orthodontic activity (UOA)	0
Baseline contract value	£12,780.96

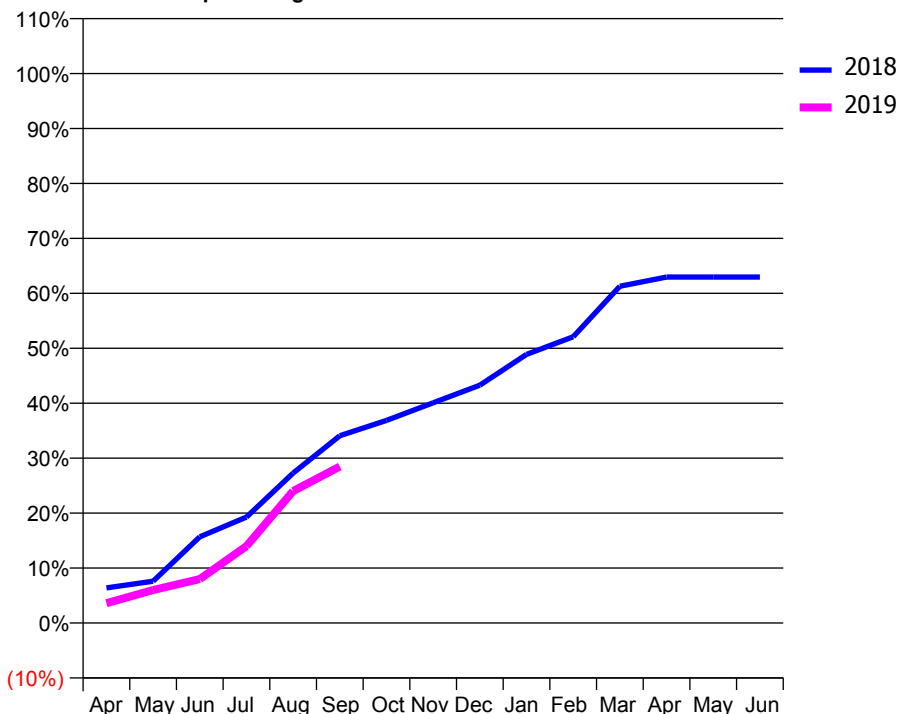
ACCESS*

Patients seen in 24 months	Total	Change since previous quarter
Quarter ending September 2017	70	
Quarter ending December 2017	73	↑
Quarter ending March 2018	71	↓
Quarter ending June 2018	72	→
Quarter ending September 2018	69	↓
Variance since September 2017	(1.4%)	↓



ACTIVITY

Cumulative percentage of contracted UDA delivered 2018 & 2019



Adjusted Scheduled Activity (UDA)

Month	2018	2019
April	16	9
May	19	15
June	39	20
July	48	35
August	68	60
September	85	71
October	92	
November	100	
December	108	
January	122	
February	130	
March	153	
April	157	
May	157	
June	157	

QUALITY

	Quantity	Base Number	Contract	AT	Region	England
% of FP17s for the same patient ID Re-attending within 3 months - Children	1	21	4.8%	11.6%	12.2%	11.6%
% of FP17s for the same patient ID Re-attending within 3 months - Adults	3	30	10.0%	15.1%	15.8%	15.5%
% of FP17s for the same patient ID Re-attending between 3 & 9 months - Children	16	21	76.2%	58.6%	60.3%	58.8%
% of FP17s for the same patient ID Re-attending between 3 & 9 months - Adults	22	30	73.3%	51.5%	53.5%	51.1%
% of FP17s for Band 1 Urgent Courses	1	46	2.2%	10.7%	9.1%	9.0%
% of FP17s Relating to Free Repair or Replacements	0	46	0.0%	0.9%	1.0%	0.8%
% of FP17s Relating to Continuations	0	46	0.0%	0.9%	1.0%	0.9%
% of Patients satisfied with the dentistry they have received	0	0	N/A	93.2%	93.6%	93.3%
% of Patients satisfied with the time they had to wait for an appointment	0	0	N/A	88.5%	89.8%	88.9%

* This is based on patients treated on this contract for their most recent course of treatment. Figures in italics indicate the base number of FP17s or Patient Questionnaire responses are less than 100. N/A is shown where the base number of responses is less than 10 during the period. % is calculated as Quantity/Base number*100

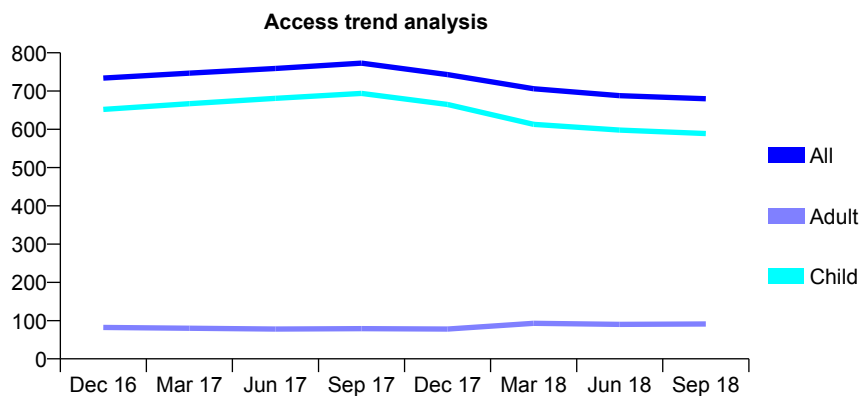
Q47 - Vital Signs At a Glance Contract Report for 137162/0001 - September 2018

Name or company name	Oakland Family Dental Practice
Contract type name	GDS Contract
Purpose of contract	General and Orthodontic
Contract start date	01/04/2014
Contract end date	

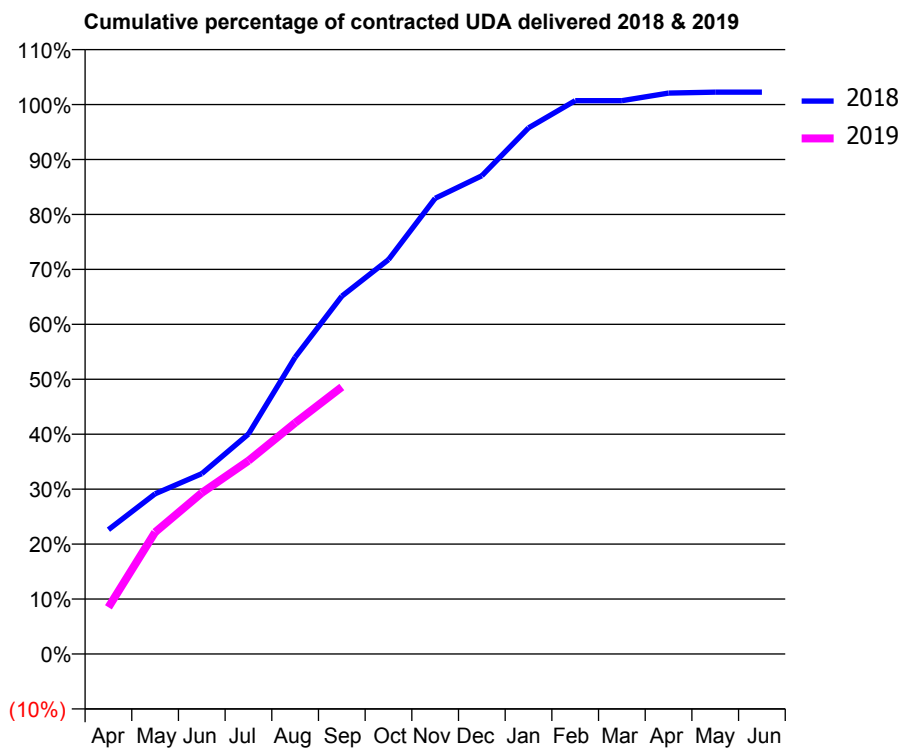
18/19 Contracted general activity (UDA)	1,800
Carry forward general activity (UDA)	0
18/19 Contracted orthodontic activity (UOA)	877
Carry forward orthodontic activity (UOA)	0
Baseline contract value	£104,682.03

ACCESS*

Patients seen in 24 months	Total	Change since previous quarter
Quarter ending September 2017	773	
Quarter ending December 2017	743	↓
Quarter ending March 2018	706	↓
Quarter ending June 2018	688	↓
Quarter ending September 2018	680	↓
Variance since September 2017	(12.0%)	↓



ACTIVITY



Month	Adjusted Scheduled Activity (UDA)	
	2018	2019
April	407	153
May	525	399
June	591	528
July	720	633
August	972	757
September	1,172	875
October	1,292	
November	1,493	
December	1,567	
January	1,723	
February	1,812	
March	1,812	
April	1,838	
May	1,841	
June	1,841	

QUALITY

	Quantity	Base Number	Contract	AT	Region	England
% of FP17s for the same patient ID Re-attending within 3 months - Children	80	674	11.9%	11.6%	12.2%	11.6%
% of FP17s for the same patient ID Re-attending within 3 months - Adults	3	32	9.4%	15.1%	15.8%	15.5%
% of FP17s for the same patient ID Re-attending between 3 & 9 months - Children	454	674	67.4%	58.6%	60.3%	58.8%
% of FP17s for the same patient ID Re-attending between 3 & 9 months - Adults	18	32	56.3%	51.5%	53.5%	51.1%
% of FP17s for Band 1 Urgent Courses	23	638	3.6%	10.7%	9.1%	9.0%
% of FP17s Relating to Free Repair or Replacements	0	638	0.0%	0.9%	1.0%	0.8%
% of FP17s Relating to Continuations	0	638	0.0%	0.9%	1.0%	0.9%
% of Patients satisfied with the dentistry they have received	0	0	N/A	93.2%	93.6%	93.3%
% of Patients satisfied with the time they had to wait for an appointment	0	0	N/A	88.5%	89.8%	88.9%

* This is based on patients treated on this contract for their most recent course of treatment. Figures in italics indicate the base number of FP17s or Patient Questionnaire responses are less than 100. N/A is shown where the base number of responses is less than 10 during the period. % is calculated as Quantity/Base number*100

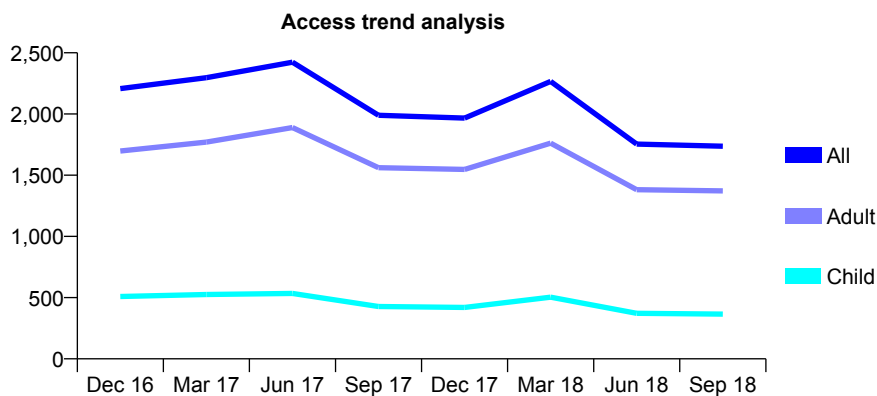
Q47 - Vital Signs At a Glance Contract Report for 138576/0001 - September 2018

Name or company name	Dr J A Richards Limited
Contract type name	GDS Contract
Purpose of contract	General
Contract start date	01/04/2009
Contract end date	

18/19 Contracted general activity (UDA)	7,000
Carry forward general activity (UDA)	0
18/19 Contracted orthodontic activity (UOA)	0
Carry forward orthodontic activity (UOA)	0
Baseline contract value	£167,397.18

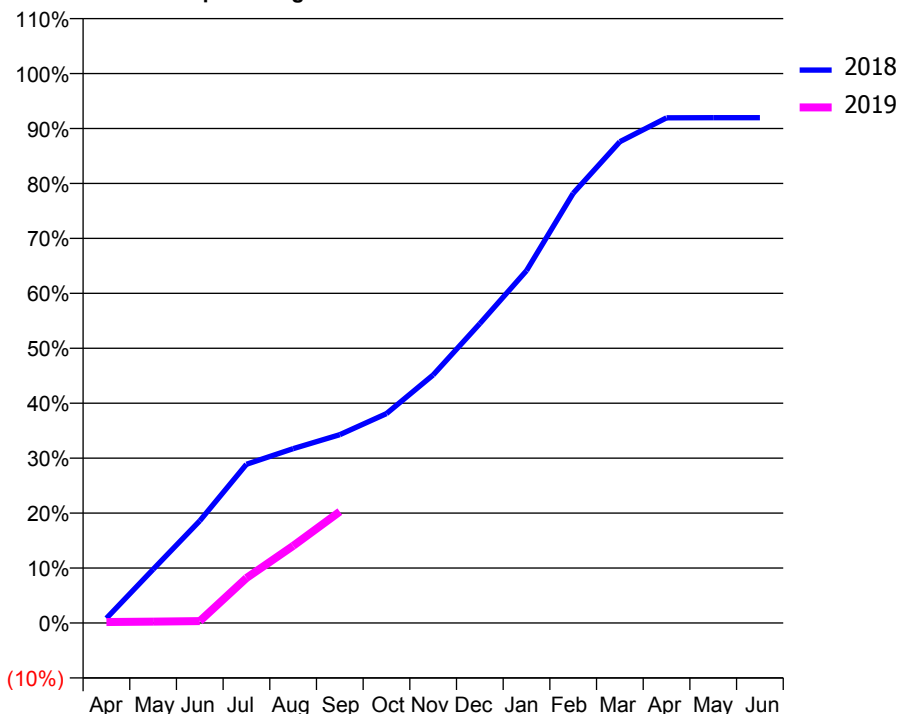
ACCESS*

Patients seen in 24 months	Total	Change since previous quarter
Quarter ending September 2017	1,990	
Quarter ending December 2017	1,967	↓
Quarter ending March 2018	2,266	↑
Quarter ending June 2018	1,754	↓
Quarter ending September 2018	1,737	→
Variance since September 2017	(12.7%)	↓



ACTIVITY

Cumulative percentage of contracted UDA delivered 2018 & 2019



Adjusted Scheduled Activity (UDA)		
Month	2018	2019
April	61	12
May	684	18
June	1,303	25
July	2,022	573
August	2,221	982
September	2,399	1,419
October	2,667	
November	3,161	
December	3,814	
January	4,489	
February	5,474	
March	6,132	
April	6,435	
May	6,437	
June	6,437	

QUALITY

	Quantity	Base Number	Contract	AT	Region	England
% of FP17s for the same patient ID Re-attending within 3 months - Children	7	237	3.0%	11.6%	12.2%	11.6%
% of FP17s for the same patient ID Re-attending within 3 months - Adults	74	711	10.4%	15.1%	15.8%	15.5%
% of FP17s for the same patient ID Re-attending between 3 & 9 months - Children	178	237	75.1%	58.6%	60.3%	58.8%
% of FP17s for the same patient ID Re-attending between 3 & 9 months - Adults	338	711	47.5%	51.5%	53.5%	51.1%
% of FP17s for Band 1 Urgent Courses	73	817	8.9%	10.7%	9.1%	9.0%
% of FP17s Relating to Free Repair or Replacements	13	817	1.6%	0.9%	1.0%	0.8%
% of FP17s Relating to Continuations	11	817	1.3%	0.9%	1.0%	0.9%
% of Patients satisfied with the dentistry they have received	6	6	N/A	93.2%	93.6%	93.3%
% of Patients satisfied with the time they had to wait for an appointment	6	6	N/A	88.5%	89.8%	88.9%

* This is based on patients treated on this contract for their most recent course of treatment. Figures in italics indicate the base number of FP17s or Patient Questionnaire responses are less than 100. N/A is shown where the base number of responses is less than 10 during the period. % is calculated as Quantity/Base number*100

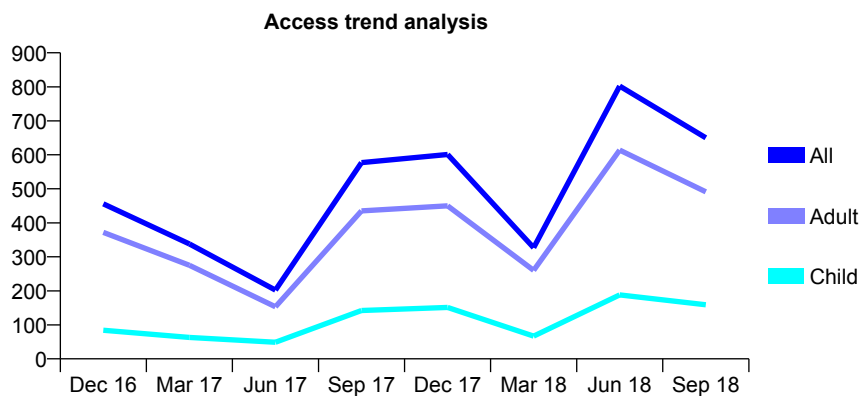
Q47 - Vital Signs At a Glance Contract Report for 138576/0002 - September 2018

Name or company name	Dr J A Richards Limited
Contract type name	GDS Contract
Purpose of contract	General
Contract start date	01/04/2009
Contract end date	

18/19 Contracted general activity (UDA)	1,350
Carry forward general activity (UDA)	0
18/19 Contracted orthodontic activity (UOA)	0
Carry forward orthodontic activity (UOA)	0
Baseline contract value	£35,571.90

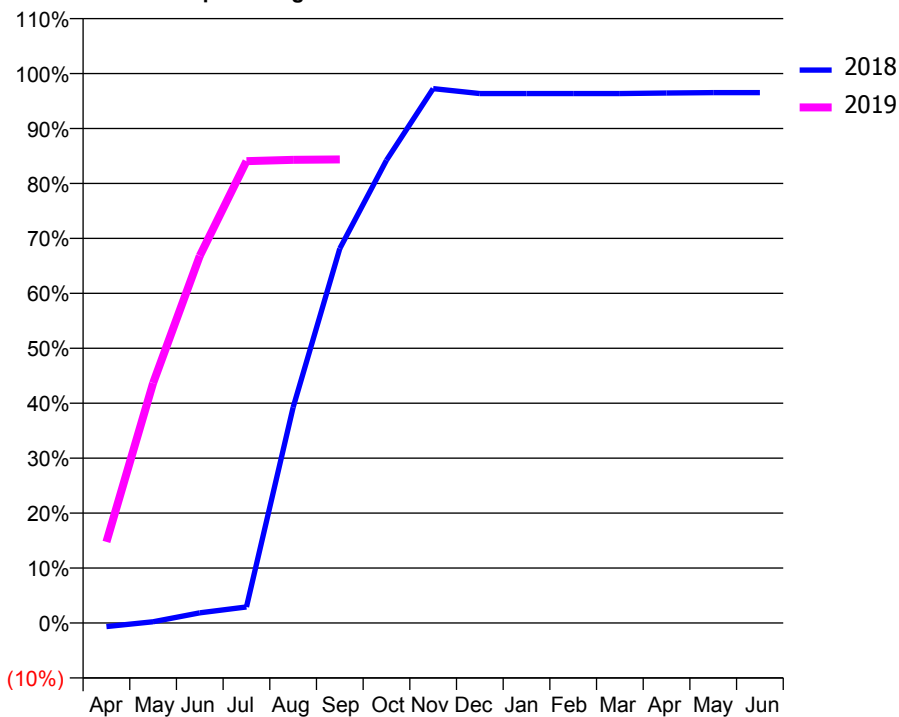
ACCESS*

Patients seen in 24 months	Total	Change since previous quarter
Quarter ending September 2017	577	
Quarter ending December 2017	601	↑
Quarter ending March 2018	327	↓
Quarter ending June 2018	802	↑
Quarter ending September 2018	650	↓
Variance since September 2017	12.7%	↑



ACTIVITY

Cumulative percentage of contracted UDA delivered 2018 & 2019



Month	Adjusted Scheduled Activity (UDA)	
	2018	2019
April	-9	199
May	3	590
June	25	902
July	39	1,135
August	530	1,138
September	920	1,139
October	1,137	
November	1,313	
December	1,301	
January	1,301	
February	1,301	
March	1,301	
April	1,302	
May	1,303	
June	1,303	

QUALITY

	Quantity	Base Number	Contract	AT	Region	England
% of FP17s for the same patient ID Re-attending within 3 months - Children	6	177	3.4%	11.6%	12.2%	11.6%
% of FP17s for the same patient ID Re-attending within 3 months - Adults	16	534	3.0%	15.1%	15.8%	15.5%
% of FP17s for the same patient ID Re-attending between 3 & 9 months - Children	32	177	18.1%	58.6%	60.3%	58.8%
% of FP17s for the same patient ID Re-attending between 3 & 9 months - Adults	79	534	14.8%	51.5%	53.5%	51.1%
% of FP17s for Band 1 Urgent Courses	65	708	9.2%	10.7%	9.1%	9.0%
% of FP17s Relating to Free Repair or Replacements	5	708	0.7%	0.9%	1.0%	0.8%
% of FP17s Relating to Continuations	4	708	0.6%	0.9%	1.0%	0.9%
% of Patients satisfied with the dentistry they have received	1	1	N/A	93.2%	93.6%	93.3%
% of Patients satisfied with the time they had to wait for an appointment	0	1	N/A	88.5%	89.8%	88.9%

* This is based on patients treated on this contract for their most recent course of treatment. Figures in italics indicate the base number of FP17s or Patient Questionnaire responses are less than 100. N/A is shown where the base number of responses is less than 10 during the period. % is calculated as Quantity/Base number*100

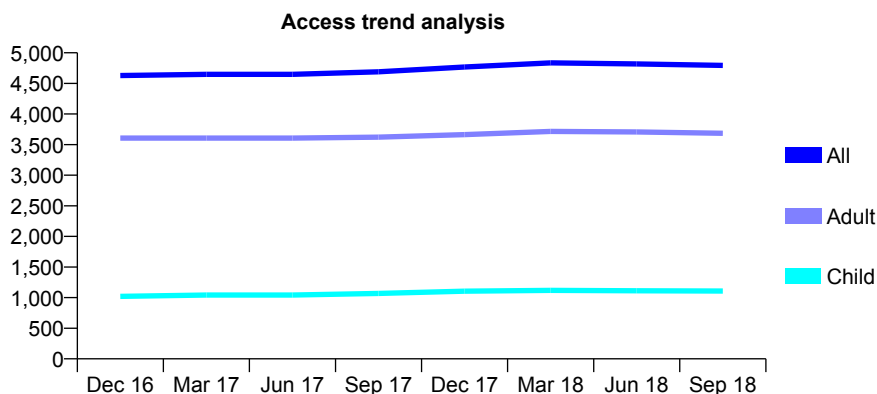
Q47 - Vital Signs At a Glance Contract Report for 140104/0001 - September 2018

Name or company name	York Dental Practice
Contract type name	GDS Contract
Purpose of contract	General
Contract start date	01/04/2013
Contract end date	

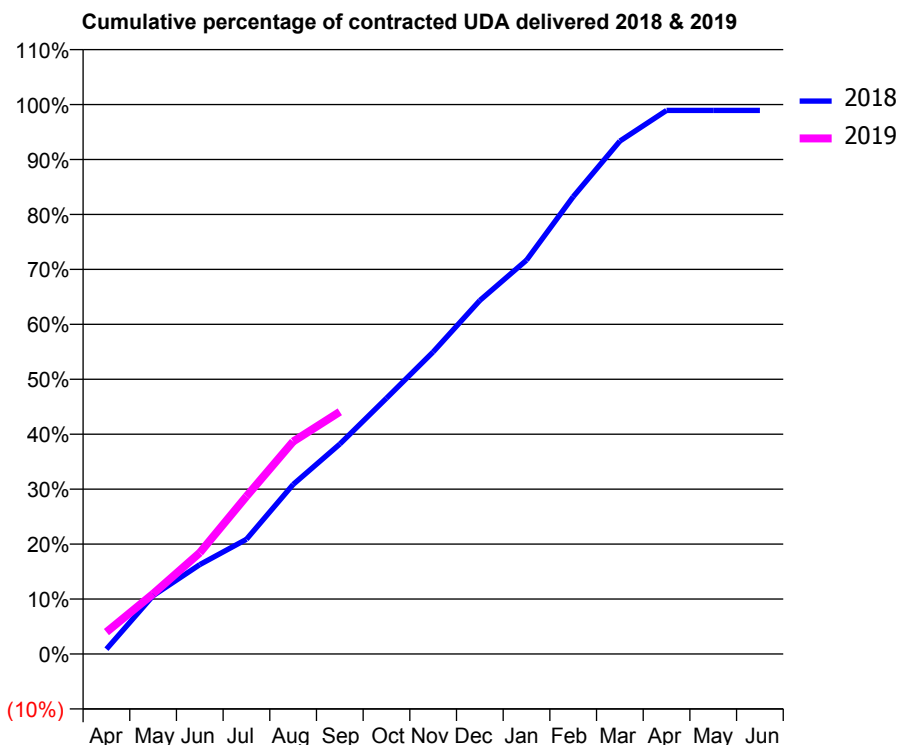
18/19 Contracted general activity (UDA)	13,865
Carry forward general activity (UDA)	0
18/19 Contracted orthodontic activity (UOA)	0
Carry forward orthodontic activity (UOA)	0
Baseline contract value	£401,651.07

ACCESS*

Patients seen in 24 months	Total	Change since previous quarter
Quarter ending September 2017	4,690	
Quarter ending December 2017	4,769	→
Quarter ending March 2018	4,835	→
Quarter ending June 2018	4,819	→
Quarter ending September 2018	4,794	→
Variance since September 2017	2.2%	↑



ACTIVITY



Adjusted Scheduled Activity (UDA)		
Month	2018	2019
April	123	555
May	1,473	1,520
June	2,257	2,556
July	2,895	3,979
August	4,278	5,362
September	5,298	6,110
October	6,454	
November	7,623	
December	8,921	
January	9,939	
February	11,540	
March	12,943	
April	13,717	
May	13,715	
June	13,715	

QUALITY

	Quantity	Base Number	Contract	AT	Region	England
% of FP17s for the same patient ID Re-attending within 3 months - Children	78	780	10.0%	11.6%	12.2%	11.6%
% of FP17s for the same patient ID Re-attending within 3 months - Adults	326	2,475	13.2%	15.1%	15.8%	15.5%
% of FP17s for the same patient ID Re-attending between 3 & 9 months - Children	474	780	60.8%	58.6%	60.3%	58.8%
% of FP17s for the same patient ID Re-attending between 3 & 9 months - Adults	1,459	2,475	58.9%	51.5%	53.5%	51.1%
% of FP17s for Band 1 Urgent Courses	199	2,957	6.7%	10.7%	9.1%	9.0%
% of FP17s Relating to Free Repair or Replacements	28	2,957	0.9%	0.9%	1.0%	0.8%
% of FP17s Relating to Continuations	13	2,957	0.4%	0.9%	1.0%	0.9%
% of Patients satisfied with the dentistry they have received	4	5	N/A	93.2%	93.6%	93.3%
% of Patients satisfied with the time they had to wait for an appointment	2	5	N/A	88.5%	89.8%	88.9%

* This is based on patients treated on this contract for their most recent course of treatment. Figures in italics indicate the base number of FP17s or Patient Questionnaire responses are less than 100. N/A is shown where the base number of responses is less than 10 during the period. % is calculated as Quantity/Base number*100

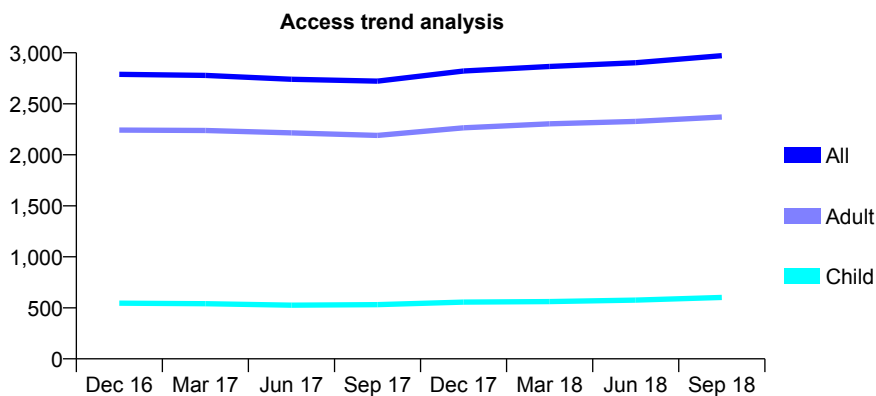
Q47 - Vital Signs At a Glance Contract Report for 141674/0001 - September 2018

Name or company name	Aesthetic Dental Solutions
Contract type name	GDS Contract
Purpose of contract	General
Contract start date	18/11/2009
Contract end date	

18/19 Contracted general activity (UDA)	9,841
Carry forward general activity (UDA)	0
18/19 Contracted orthodontic activity (UOA)	0
Carry forward orthodontic activity (UOA)	0
Baseline contract value	£247,055.77

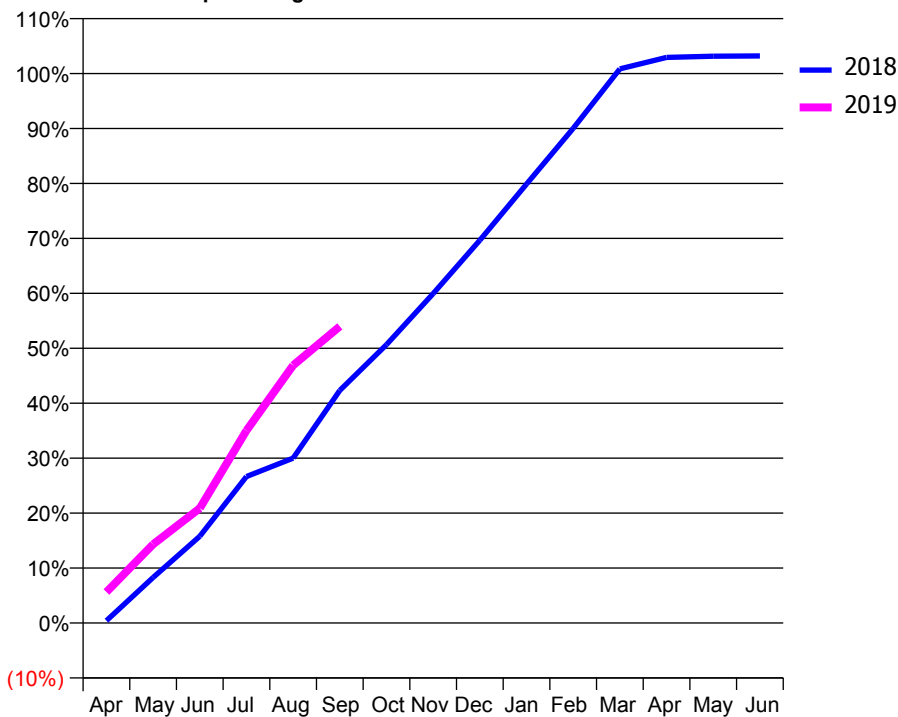
ACCESS*

Patients seen in 24 months	Total	Change since previous quarter
Quarter ending September 2017	2,722	
Quarter ending December 2017	2,821	↑
Quarter ending March 2018	2,866	→
Quarter ending June 2018	2,903	→
Quarter ending September 2018	2,972	↑
Variance since September 2017	9.2%	↑



ACTIVITY

Cumulative percentage of contracted UDA delivered 2018 & 2019



Month	Adjusted Scheduled Activity (UDA)	
	2018	2019
April	43	555
May	815	1,411
June	1,553	2,054
July	2,624	3,447
August	2,953	4,616
September	4,166	5,311
October	4,986	
November	5,899	
December	6,856	
January	7,860	
February	8,858	
March	9,923	
April	10,128	
May	10,151	
June	10,154	

QUALITY

	Quantity	Base Number	Contract	AT	Region	England
% of FP17s for the same patient ID Re-attending within 3 months - Children	42	514	8.2%	11.6%	12.2%	11.6%
% of FP17s for the same patient ID Re-attending within 3 months - Adults	234	1,669	14.0%	15.1%	15.8%	15.5%
% of FP17s for the same patient ID Re-attending between 3 & 9 months - Children	313	514	60.9%	58.6%	60.3%	58.8%
% of FP17s for the same patient ID Re-attending between 3 & 9 months - Adults	963	1,669	57.7%	51.5%	53.5%	51.1%
% of FP17s for Band 1 Urgent Courses	117	2,077	5.6%	10.7%	9.1%	9.0%
% of FP17s Relating to Free Repair or Replacements	25	2,077	1.2%	0.9%	1.0%	0.8%
% of FP17s Relating to Continuations	5	2,077	0.2%	0.9%	1.0%	0.9%
% of Patients satisfied with the dentistry they have received	2	2	N/A	93.2%	93.6%	93.3%
% of Patients satisfied with the time they had to wait for an appointment	2	2	N/A	88.5%	89.8%	88.9%

* This is based on patients treated on this contract for their most recent course of treatment. Figures in italics indicate the base number of FP17s or Patient Questionnaire responses are less than 100. N/A is shown where the base number of responses is less than 10 during the period. % is calculated as Quantity/Base number*100

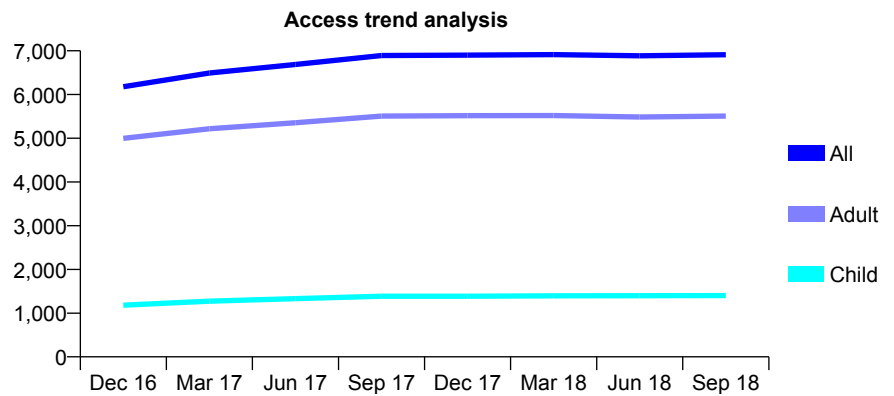
Q47 - Vital Signs At a Glance Contract Report for 144835/0001 - September 2018

Name or company name	Skipton Road Dental Practice
Contract type name	Pilot Contract
Purpose of contract	General
Contract start date	01/04/2013
Contract end date	

18/19 Contracted general activity (UDA)	22,500
Carry forward general activity (UDA)	0
18/19 Contracted orthodontic activity (UOA)	0
Carry forward orthodontic activity (UOA)	0
Baseline contract value	£750,660.82

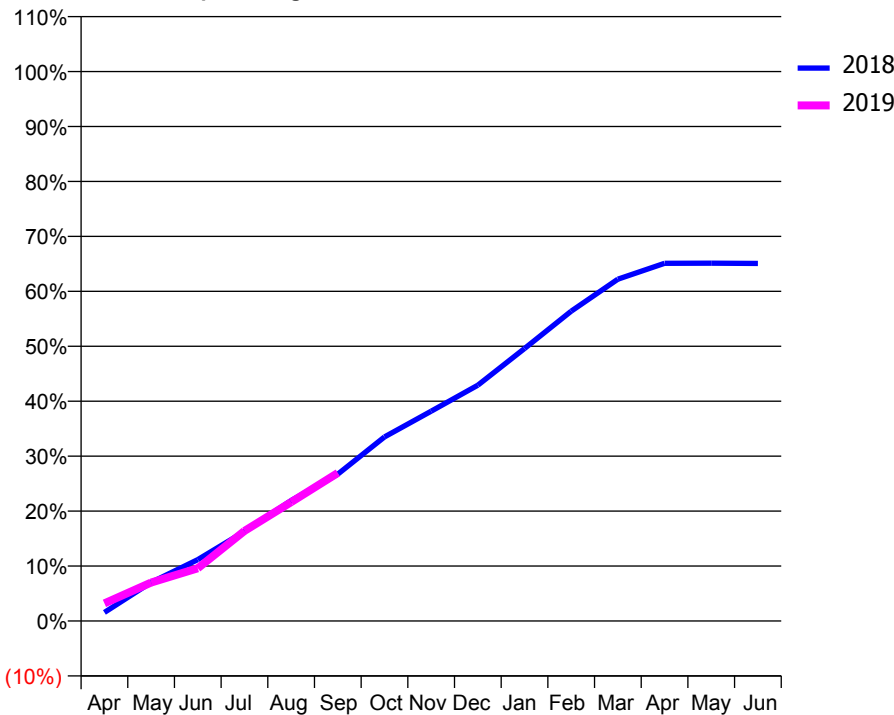
ACCESS*

Patients seen in 24 months	Total	Change since previous quarter
Quarter ending September 2017	6,892	
Quarter ending December 2017	6,902	→
Quarter ending March 2018	6,914	→
Quarter ending June 2018	6,885	→
Quarter ending September 2018	6,909	→
Variance since September 2017	0.2%	→



ACTIVITY

Cumulative percentage of contracted UDA delivered 2018 & 2019



Month	Adjusted Scheduled Activity (UDA)	
	2018	2019
April	354	722
May	1,580	1,573
June	2,516	2,157
July	3,664	3,686
August	4,931	4,867
September	6,013	6,065
October	7,537	
November	8,592	
December	9,655	
January	11,156	
February	12,686	
March	13,998	
April	14,646	
May	14,651	
June	14,641	

QUALITY

	Quantity	Base Number	Contract	AT	Region	England
% of FP17s for the same patient ID Re-attending within 3 months - Children	59	990	6.0%	11.6%	12.2%	11.6%
% of FP17s for the same patient ID Re-attending within 3 months - Adults	423	3,067	13.8%	15.1%	15.8%	15.5%
% of FP17s for the same patient ID Re-attending between 3 & 9 months - Children	465	990	47.0%	58.6%	60.3%	58.8%
% of FP17s for the same patient ID Re-attending between 3 & 9 months - Adults	960	3,067	31.3%	51.5%	53.5%	51.1%
% of FP17s for Band 1 Urgent Courses	349	3,187	11.0%	10.7%	9.1%	9.0%
% of FP17s Relating to Free Repair or Replacements	13	3,187	0.4%	0.9%	1.0%	0.8%
% of FP17s Relating to Continuations	0	3,187	0.0%	0.9%	1.0%	0.9%
% of Patients satisfied with the dentistry they have received	3	3	N/A	93.2%	93.6%	93.3%
% of Patients satisfied with the time they had to wait for an appointment	3	3	N/A	88.5%	89.8%	88.9%

* This is based on patients treated on this contract for their most recent course of treatment. Figures in italics indicate the base number of FP17s or Patient Questionnaire responses are less than 100. N/A is shown where the base number of responses is less than 10 during the period. % is calculated as Quantity/Base number*100

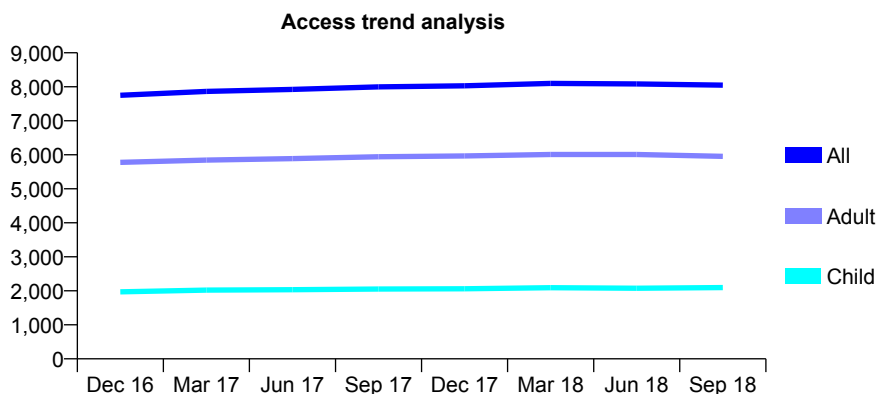
Q47 - Vital Signs At a Glance Contract Report for 145432/0001 - September 2018

Name or company name	Oaklands Dental Surgery
Contract type name	GDS Contract
Purpose of contract	General
Contract start date	01/11/2013
Contract end date	

18/19 Contracted general activity (UDA)	26,088
Carry forward general activity (UDA)	0
18/19 Contracted orthodontic activity (UOA)	0
Carry forward orthodontic activity (UOA)	0
Baseline contract value	£786,493.39

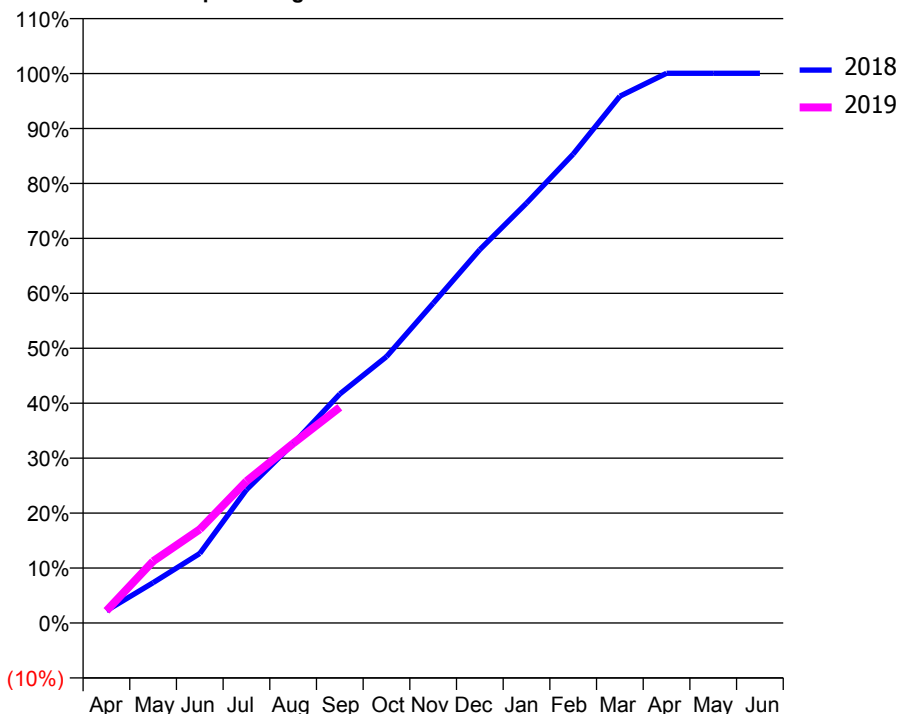
ACCESS*

Patients seen in 24 months	Total	Change since previous quarter
Quarter ending September 2017	7,998	
Quarter ending December 2017	8,028	→
Quarter ending March 2018	8,101	→
Quarter ending June 2018	8,085	→
Quarter ending September 2018	8,049	→
Variance since September 2017	0.6%	→



ACTIVITY

Cumulative percentage of contracted UDA delivered 2018 & 2019



Month	Adjusted Scheduled Activity (UDA)	
	2018	2019
April	585	578
May	1,914	2,932
June	3,301	4,449
July	6,330	6,734
August	8,509	8,526
September	10,874	10,238
October	12,646	
November	15,175	
December	17,732	
January	19,932	
February	22,262	
March	25,008	
April	26,096	
May	26,100	
June	26,099	

QUALITY

	Quantity	Base Number	Contract	AT	Region	England
% of FP17s for the same patient ID Re-attending within 3 months - Children	152	1,773	8.6%	11.6%	12.2%	11.6%
% of FP17s for the same patient ID Re-attending within 3 months - Adults	485	4,603	10.5%	15.1%	15.8%	15.5%
% of FP17s for the same patient ID Re-attending between 3 & 9 months - Children	1,354	1,773	76.4%	58.6%	60.3%	58.8%
% of FP17s for the same patient ID Re-attending between 3 & 9 months - Adults	3,408	4,603	74.0%	51.5%	53.5%	51.1%
% of FP17s for Band 1 Urgent Courses	190	5,889	3.2%	10.7%	9.1%	9.0%
% of FP17s Relating to Free Repair or Replacements	15	5,889	0.3%	0.9%	1.0%	0.8%
% of FP17s Relating to Continuations	114	5,889	1.9%	0.9%	1.0%	0.9%
% of Patients satisfied with the dentistry they have received	7	7	N/A	93.2%	93.6%	93.3%
% of Patients satisfied with the time they had to wait for an appointment	7	7	N/A	88.5%	89.8%	88.9%

* This is based on patients treated on this contract for their most recent course of treatment. Figures in italics indicate the base number of FP17s or Patient Questionnaire responses are less than 100. N/A is shown where the base number of responses is less than 10 during the period. % is calculated as Quantity/Base number*100

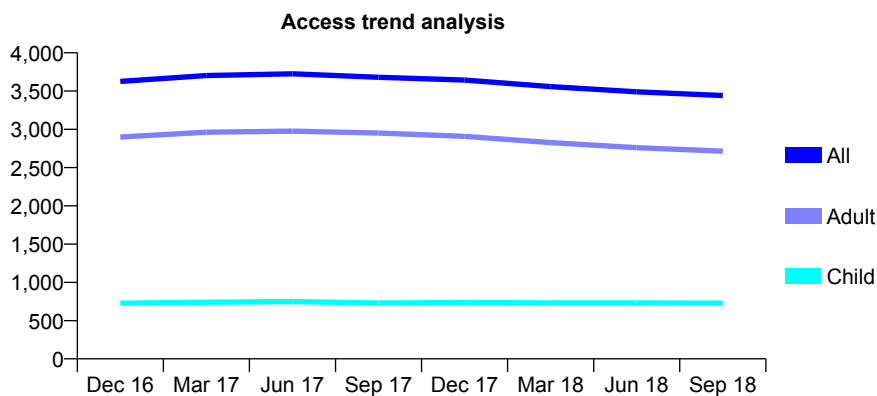
Q47 - Vital Signs At a Glance Contract Report for 146412/0001 - September 2018

Name or company name	Taghi Khodarahmi
Contract type name	GDS Contract
Purpose of contract	General
Contract start date	01/04/2015
Contract end date	

18/19 Contracted general activity (UDA)	12,500
Carry forward general activity (UDA)	0
18/19 Contracted orthodontic activity (UOA)	0
Carry forward orthodontic activity (UOA)	0
Baseline contract value	£273,251.48

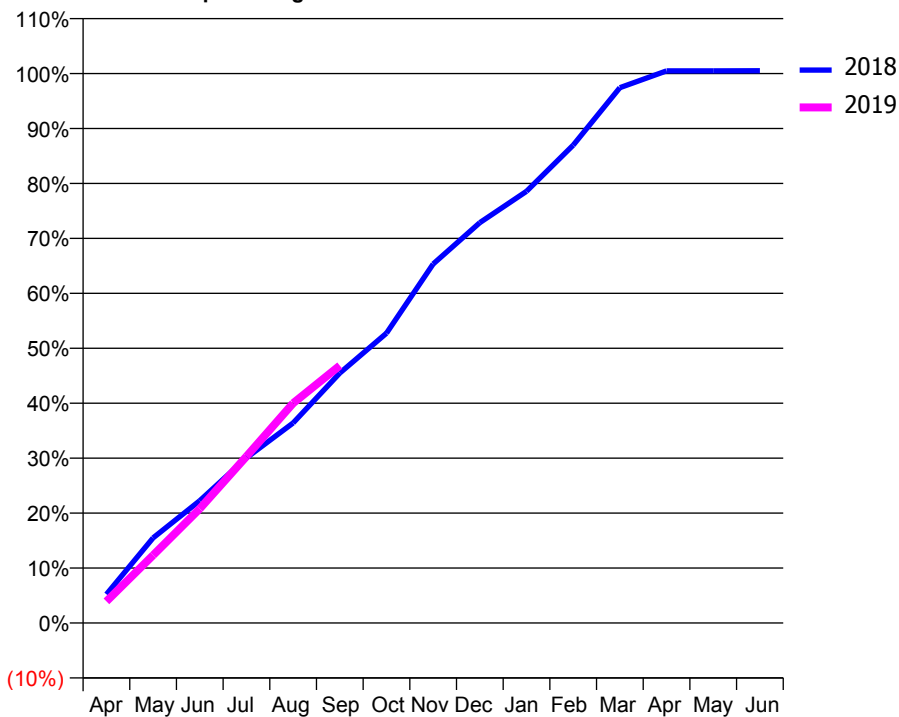
ACCESS*

Patients seen in 24 months	Total	Change since previous quarter
Quarter ending September 2017	3,680	
Quarter ending December 2017	3,644	→
Quarter ending March 2018	3,558	↓
Quarter ending June 2018	3,491	↓
Quarter ending September 2018	3,442	↓
Variance since September 2017	(6.5%)	↓



ACTIVITY

Cumulative percentage of contracted UDA delivered 2018 & 2019



Month	Adjusted Scheduled Activity (UDA)	
	2018	2019
April	654	492
May	1,938	1,542
June	2,784	2,601
July	3,757	3,791
August	4,551	5,000
September	5,685	5,855
October	6,593	
November	8,167	
December	9,108	
January	9,822	
February	10,870	
March	12,178	
April	12,558	
May	12,559	
June	12,562	

QUALITY

	Quantity	Base Number	Contract	AT	Region	England
% of FP17s for the same patient ID Re-attending within 3 months - Children	25	606	4.1%	11.6%	12.2%	11.6%
% of FP17s for the same patient ID Re-attending within 3 months - Adults	189	2,060	9.2%	15.1%	15.8%	15.5%
% of FP17s for the same patient ID Re-attending between 3 & 9 months - Children	431	606	71.1%	58.6%	60.3%	58.8%
% of FP17s for the same patient ID Re-attending between 3 & 9 months - Adults	1,415	2,060	68.7%	51.5%	53.5%	51.1%
% of FP17s for Band 1 Urgent Courses	141	2,508	5.6%	10.7%	9.1%	9.0%
% of FP17s Relating to Free Repair or Replacements	4	2,508	0.2%	0.9%	1.0%	0.8%
% of FP17s Relating to Continuations	7	2,508	0.3%	0.9%	1.0%	0.9%
% of Patients satisfied with the dentistry they have received	3	3	N/A	93.2%	93.6%	93.3%
% of Patients satisfied with the time they had to wait for an appointment	2	3	N/A	88.5%	89.8%	88.9%

* This is based on patients treated on this contract for their most recent course of treatment. Figures in italics indicate the base number of FP17s or Patient Questionnaire responses are less than 100. N/A is shown where the base number of responses is less than 10 during the period. % is calculated as Quantity/Base number*100

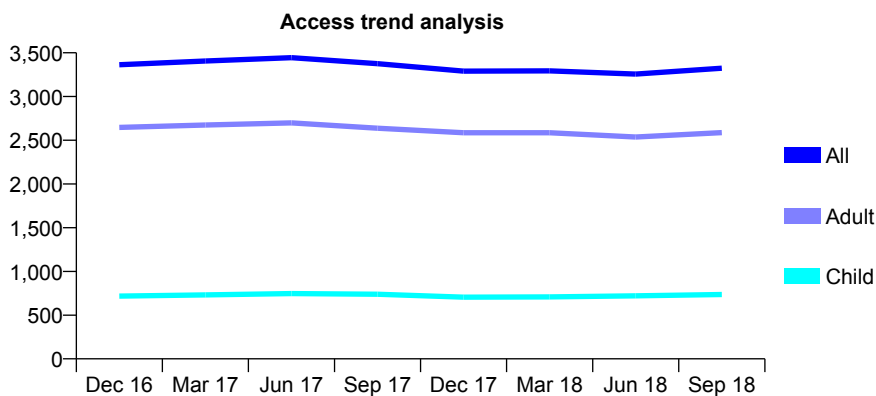
Q47 - Vital Signs At a Glance Contract Report for 147125/0001 - September 2018

Name or company name	Piotr Drozynski and Grazyna Barbara Droz
Contract type name	GDS Contract
Purpose of contract	General
Contract start date	07/12/2008
Contract end date	

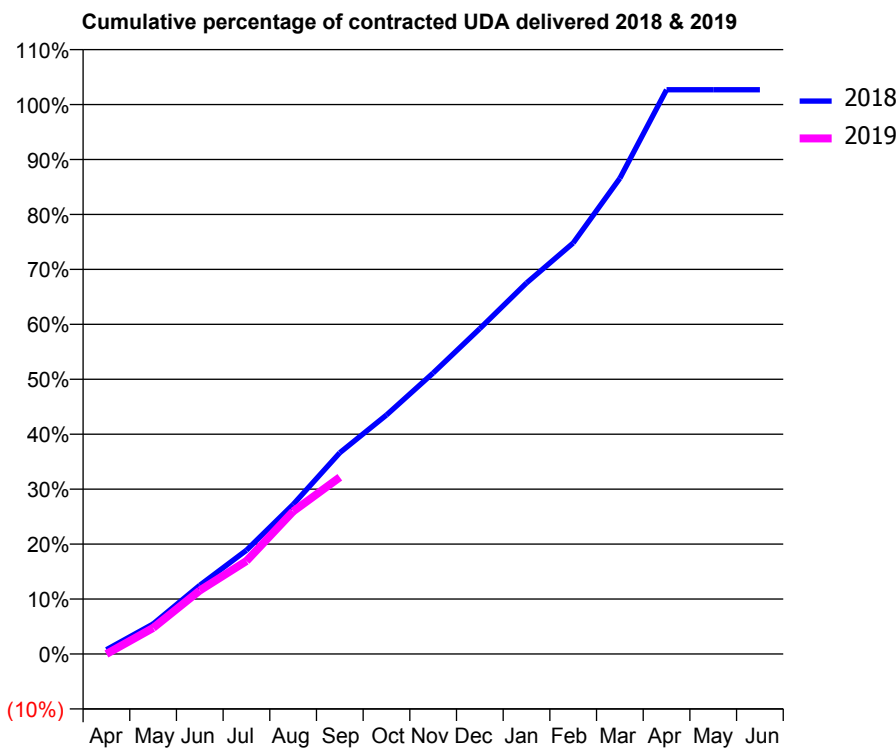
18/19 Contracted general activity (UDA)	12,076
Carry forward general activity (UDA)	0
18/19 Contracted orthodontic activity (UOA)	0
Carry forward orthodontic activity (UOA)	0
Baseline contract value	£367,260.75

ACCESS*

Patients seen in 24 months	Total	Change since previous quarter
Quarter ending September 2017	3,376	
Quarter ending December 2017	3,290	↓
Quarter ending March 2018	3,294	→
Quarter ending June 2018	3,257	↓
Quarter ending September 2018	3,324	↑
Variance since September 2017	(1.5%)	↓



ACTIVITY



Adjusted Scheduled Activity (UDA)		
Month	2018	2019
April	96	0
May	660	574
June	1,511	1,395
July	2,280	2,043
August	3,287	3,136
September	4,422	3,886
October	5,254	
November	6,176	
December	7,150	
January	8,155	
February	9,033	
March	10,455	
April	12,400	
May	12,400	
June	12,400	

QUALITY

	Quantity	Base Number	Contract	AT	Region	England
% of FP17s for the same patient ID Re-attending within 3 months - Children	63	626	10.1%	11.6%	12.2%	11.6%
% of FP17s for the same patient ID Re-attending within 3 months - Adults	364	2,198	16.6%	15.1%	15.8%	15.5%
% of FP17s for the same patient ID Re-attending between 3 & 9 months - Children	349	626	55.8%	58.6%	60.3%	58.8%
% of FP17s for the same patient ID Re-attending between 3 & 9 months - Adults	1,287	2,198	58.6%	51.5%	53.5%	51.1%
% of FP17s for Band 1 Urgent Courses	214	2,093	10.2%	10.7%	9.1%	9.0%
% of FP17s Relating to Free Repair or Replacements	6	2,093	0.3%	0.9%	1.0%	0.8%
% of FP17s Relating to Continuations	30	2,093	1.4%	0.9%	1.0%	0.9%
% of Patients satisfied with the dentistry they have received	1	1	N/A	93.2%	93.6%	93.3%
% of Patients satisfied with the time they had to wait for an appointment	1	1	N/A	88.5%	89.8%	88.9%

* This is based on patients treated on this contract for their most recent course of treatment. Figures in italics indicate the base number of FP17s or Patient Questionnaire responses are less than 100. N/A is shown where the base number of responses is less than 10 during the period. % is calculated as Quantity/Base number*100

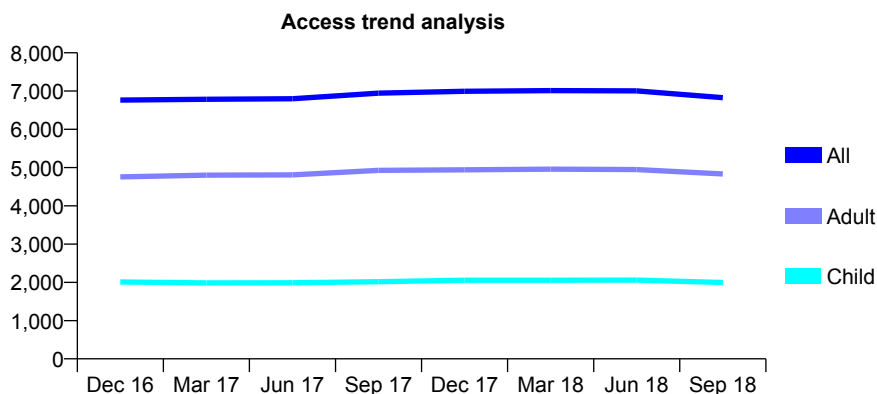
Q47 - Vital Signs At a Glance Contract Report for 148253/0001 - September 2018

Name or company name	Haslingden Dental Practice Partnership
Contract type name	GDS Contract
Purpose of contract	General
Contract start date	01/12/2009
Contract end date	

18/19 Contracted general activity (UDA)	21,743
Carry forward general activity (UDA)	0
18/19 Contracted orthodontic activity (UOA)	0
Carry forward orthodontic activity (UOA)	0
Baseline contract value	£524,691.42

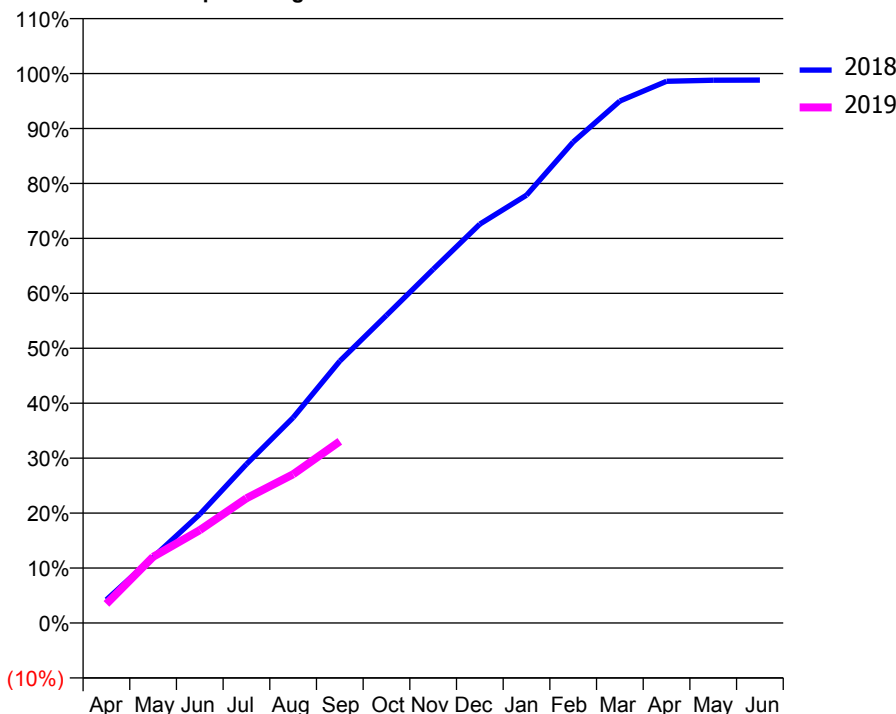
ACCESS*

Patients seen in 24 months	Total	Change since previous quarter
Quarter ending September 2017	6,944	
Quarter ending December 2017	6,996	→
Quarter ending March 2018	7,011	→
Quarter ending June 2018	7,006	→
Quarter ending September 2018	6,826	↓
Variance since September 2017	(1.7%)	↓



ACTIVITY

Cumulative percentage of contracted UDA delivered 2018 & 2019



Month	Adjusted Scheduled Activity (UDA)	
	2018	2019
April	921	755
May	2,603	2,621
June	4,303	3,677
July	6,285	4,936
August	8,126	5,886
September	10,368	7,190
October	12,178	
November	13,995	
December	15,782	
January	16,929	
February	19,034	
March	20,655	
April	21,436	
May	21,476	
June	21,483	

QUALITY

	Quantity	Base Number	Contract	AT	Region	England
% of FP17s for the same patient ID Re-attending within 3 months - Children	69	1,247	5.5%	11.6%	12.2%	11.6%
% of FP17s for the same patient ID Re-attending within 3 months - Adults	260	2,612	10.0%	15.1%	15.8%	15.5%
% of FP17s for the same patient ID Re-attending between 3 & 9 months - Children	799	1,247	64.1%	58.6%	60.3%	58.8%
% of FP17s for the same patient ID Re-attending between 3 & 9 months - Adults	1,573	2,612	60.2%	51.5%	53.5%	51.1%
% of FP17s for Band 1 Urgent Courses	217	3,503	6.2%	10.7%	9.1%	9.0%
% of FP17s Relating to Free Repair or Replacements	8	3,503	0.2%	0.9%	1.0%	0.8%
% of FP17s Relating to Continuations	45	3,503	1.3%	0.9%	1.0%	0.9%
% of Patients satisfied with the dentistry they have received	3	3	N/A	93.2%	93.6%	93.3%
% of Patients satisfied with the time they had to wait for an appointment	2	3	N/A	88.5%	89.8%	88.9%

* This is based on patients treated on this contract for their most recent course of treatment. Figures in italics indicate the base number of FP17s or Patient Questionnaire responses are less than 100. N/A is shown where the base number of responses is less than 10 during the period. % is calculated as Quantity/Base number*100

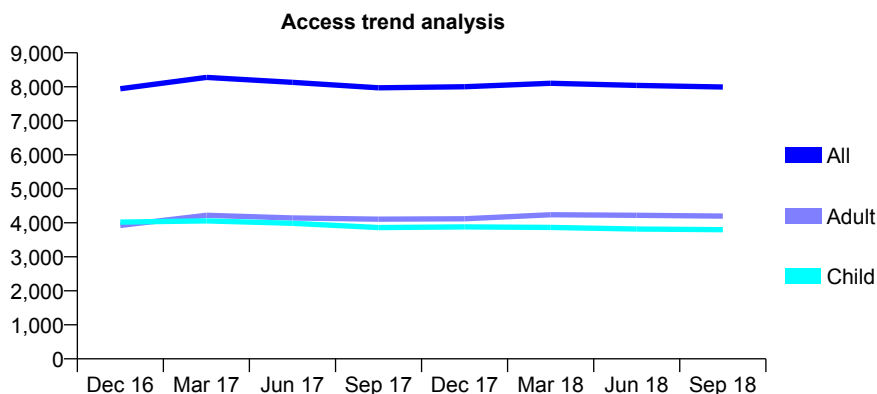
Q47 - Vital Signs At a Glance Contract Report for 148601/0001 - September 2018

Name or company name	Redbridge Associates Ltd.
Contract type name	GDS Contract
Purpose of contract	General
Contract start date	01/04/2007
Contract end date	

18/19 Contracted general activity (UDA)	28,527
Carry forward general activity (UDA)	0
18/19 Contracted orthodontic activity (UOA)	0
Carry forward orthodontic activity (UOA)	0
Baseline contract value	£790,568.20

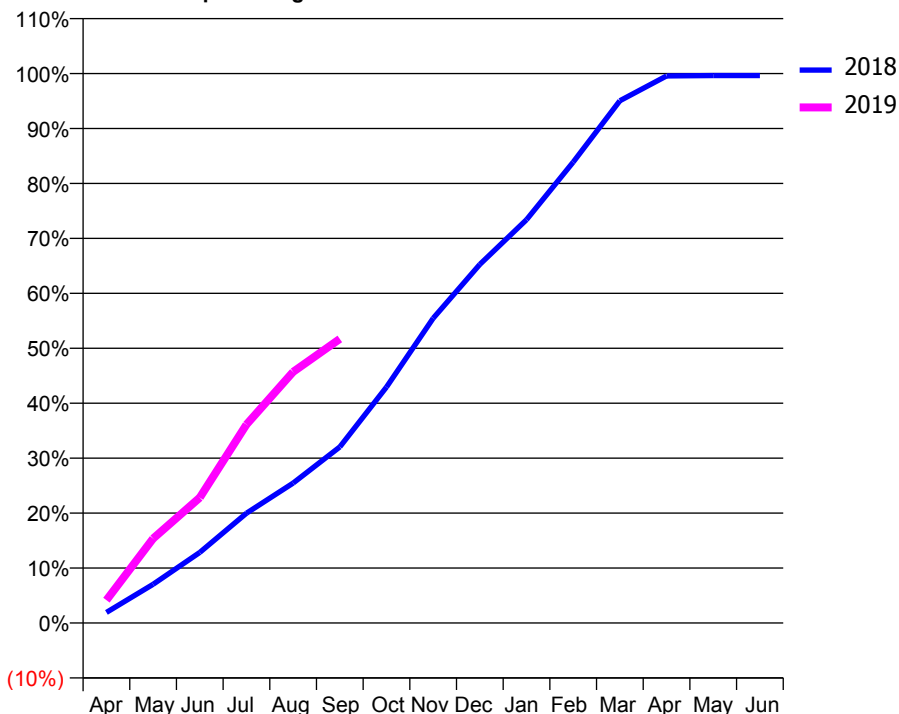
ACCESS*

Patients seen in 24 months	Total	Change since previous quarter
Quarter ending September 2017	7,969	
Quarter ending December 2017	8,001	→
Quarter ending March 2018	8,102	→
Quarter ending June 2018	8,040	→
Quarter ending September 2018	7,994	→
Variance since September 2017	0.3%	→



ACTIVITY

Cumulative percentage of contracted UDA delivered 2018 & 2019



Month	Adjusted Scheduled Activity (UDA)	
	2018	2019
April	549	1,185
May	2,014	4,383
June	3,668	6,508
July	5,698	10,303
August	7,264	13,040
September	9,143	14,745
October	12,253	
November	15,825	
December	18,616	
January	20,939	
February	23,929	
March	27,110	
April	28,398	
May	28,424	
June	28,424	

QUALITY

	Quantity	Base Number	Contract	AT	Region	England
% of FP17s for the same patient ID Re-attending within 3 months - Children	345	2,920	11.8%	11.6%	12.2%	11.6%
% of FP17s for the same patient ID Re-attending within 3 months - Adults	658	2,726	24.1%	15.1%	15.8%	15.5%
% of FP17s for the same patient ID Re-attending between 3 & 9 months - Children	1,687	2,920	57.8%	58.6%	60.3%	58.8%
% of FP17s for the same patient ID Re-attending between 3 & 9 months - Adults	1,133	2,726	41.6%	51.5%	53.5%	51.1%
% of FP17s for Band 1 Urgent Courses	1,052	5,197	20.2%	10.7%	9.1%	9.0%
% of FP17s Relating to Free Repair or Replacements	0	5,197	0.0%	0.9%	1.0%	0.8%
% of FP17s Relating to Continuations	21	5,197	0.4%	0.9%	1.0%	0.9%
% of Patients satisfied with the dentistry they have received	3	5	N/A	93.2%	93.6%	93.3%
% of Patients satisfied with the time they had to wait for an appointment	3	5	N/A	88.5%	89.8%	88.9%

* This is based on patients treated on this contract for their most recent course of treatment. Figures in italics indicate the base number of FP17s or Patient Questionnaire responses are less than 100. N/A is shown where the base number of responses is less than 10 during the period. % is calculated as Quantity/Base number*100

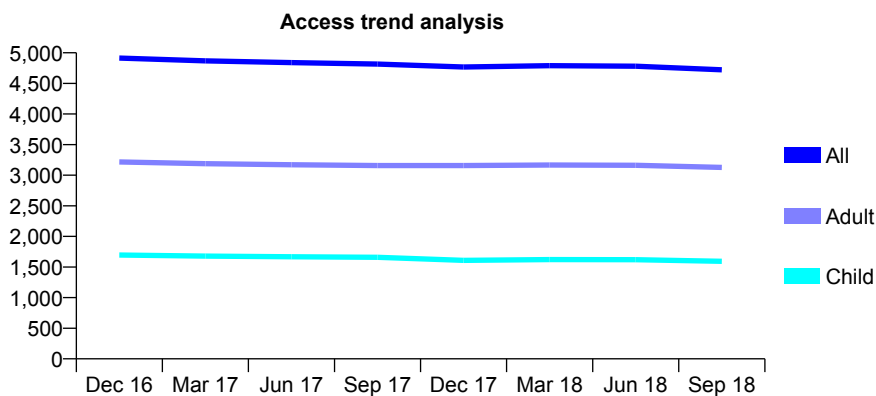
Q47 - Vital Signs At a Glance Contract Report for 149276/0001 - September 2018

Name or company name	Ivory DentalCare
Contract type name	GDS Contract
Purpose of contract	General
Contract start date	01/04/2012
Contract end date	

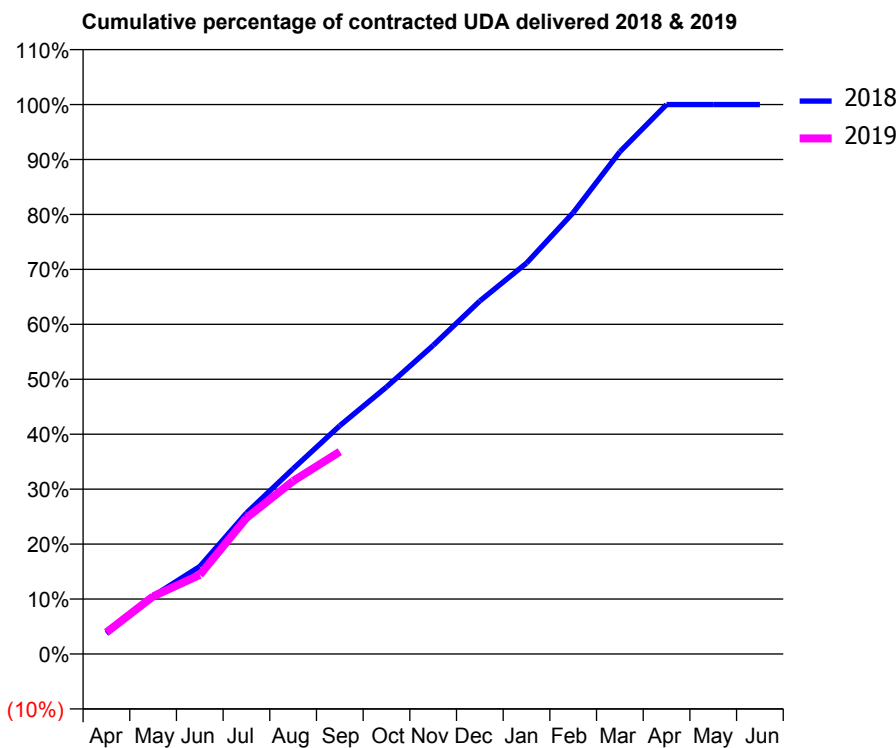
18/19 Contracted general activity (UDA)	14,200
Carry forward general activity (UDA)	0
18/19 Contracted orthodontic activity (UOA)	0
Carry forward orthodontic activity (UOA)	0
Baseline contract value	£437,047.02

ACCESS*

Patients seen in 24 months	Total	Change since previous quarter
Quarter ending September 2017	4,815	
Quarter ending December 2017	4,767	→
Quarter ending March 2018	4,789	→
Quarter ending June 2018	4,782	→
Quarter ending September 2018	4,722	↓
Variance since September 2017	(1.9%)	↓



ACTIVITY



Adjusted Scheduled Activity (UDA)		
Month	2018	2019
April	529	559
May	1,497	1,489
June	2,261	2,046
July	3,646	3,517
August	4,787	4,470
September	5,902	5,230
October	6,899	
November	7,974	
December	9,124	
January	10,103	
February	11,406	
March	12,980	
April	14,200	
May	14,200	
June	14,199	

QUALITY

	Quantity	Base Number	Contract	AT	Region	England
% of FP17s for the same patient ID Re-attending within 3 months - Children	107	1,198	8.9%	11.6%	12.2%	11.6%
% of FP17s for the same patient ID Re-attending within 3 months - Adults	416	2,284	18.2%	15.1%	15.8%	15.5%
% of FP17s for the same patient ID Re-attending between 3 & 9 months - Children	779	1,198	65.0%	58.6%	60.3%	58.8%
% of FP17s for the same patient ID Re-attending between 3 & 9 months - Adults	1,451	2,284	63.5%	51.5%	53.5%	51.1%
% of FP17s for Band 1 Urgent Courses	358	2,826	12.7%	10.7%	9.1%	9.0%
% of FP17s Relating to Free Repair or Replacements	17	2,826	0.6%	0.9%	1.0%	0.8%
% of FP17s Relating to Continuations	32	2,826	1.1%	0.9%	1.0%	0.9%
% of Patients satisfied with the dentistry they have received	1	2	N/A	93.2%	93.6%	93.3%
% of Patients satisfied with the time they had to wait for an appointment	1	2	N/A	88.5%	89.8%	88.9%

* This is based on patients treated on this contract for their most recent course of treatment. Figures in italics indicate the base number of FP17s or Patient Questionnaire responses are less than 100. N/A is shown where the base number of responses is less than 10 during the period. % is calculated as Quantity/Base number*100

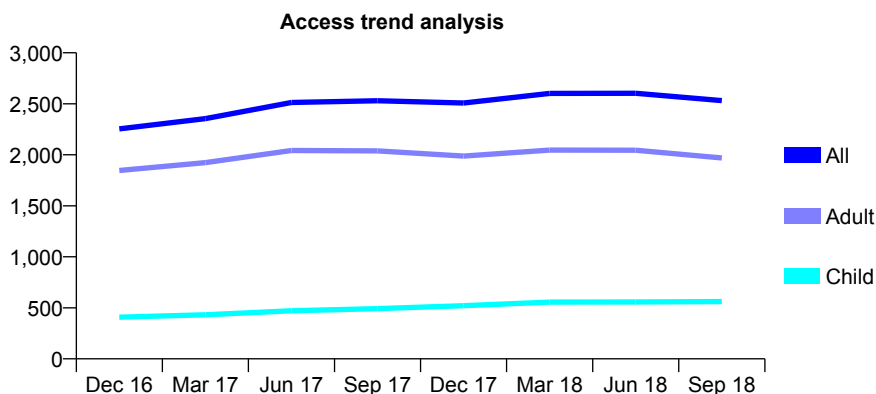
Q47 - Vital Signs At a Glance Contract Report for 151238/0001 - September 2018

Name or company name	Synergy Dental Clinic Preston Ltd
Contract type name	GDS Contract
Purpose of contract	General
Contract start date	01/09/2015
Contract end date	

18/19 Contracted general activity (UDA)	10,652
Carry forward general activity (UDA)	0
18/19 Contracted orthodontic activity (UOA)	0
Carry forward orthodontic activity (UOA)	0
Baseline contract value	£219,750.78

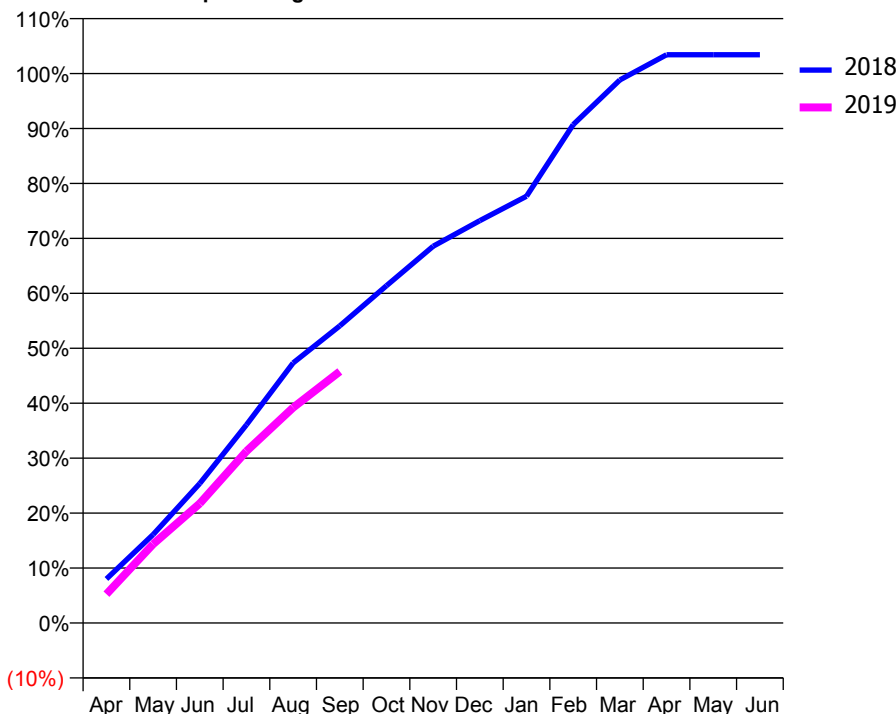
ACCESS*

Patients seen in 24 months	Total	Change since previous quarter
Quarter ending September 2017	2,530	
Quarter ending December 2017	2,508	→
Quarter ending March 2018	2,602	↑
Quarter ending June 2018	2,603	→
Quarter ending September 2018	2,531	↓
Variance since September 2017	0.0%	→



ACTIVITY

Cumulative percentage of contracted UDA delivered 2018 & 2019



Adjusted Scheduled Activity (UDA)

Month	2018	2019
April	854	558
May	1,715	1,528
June	2,705	2,317
July	3,843	3,331
August	5,042	4,175
September	5,759	4,876
October	6,539	
November	7,304	
December	7,800	
January	8,272	
February	9,661	
March	10,527	
April	11,016	
May	11,016	
June	11,016	

QUALITY

	Quantity	Base Number	Contract	AT	Region	England
% of FP17s for the same patient ID Re-attending within 3 months - Children	67	467	14.3%	11.6%	12.2%	11.6%
% of FP17s for the same patient ID Re-attending within 3 months - Adults	359	1,638	21.9%	15.1%	15.8%	15.5%
% of FP17s for the same patient ID Re-attending between 3 & 9 months - Children	302	467	64.7%	58.6%	60.3%	58.8%
% of FP17s for the same patient ID Re-attending between 3 & 9 months - Adults	765	1,638	46.7%	51.5%	53.5%	51.1%
% of FP17s for Band 1 Urgent Courses	83	1,952	4.3%	10.7%	9.1%	9.0%
% of FP17s Relating to Free Repair or Replacements	7	1,952	0.4%	0.9%	1.0%	0.8%
% of FP17s Relating to Continuations	11	1,952	0.6%	0.9%	1.0%	0.9%
% of Patients satisfied with the dentistry they have received	0	0	N/A	93.2%	93.6%	93.3%
% of Patients satisfied with the time they had to wait for an appointment	0	0	N/A	88.5%	89.8%	88.9%

* This is based on patients treated on this contract for their most recent course of treatment. Figures in italics indicate the base number of FP17s or Patient Questionnaire responses are less than 100. N/A is shown where the base number of responses is less than 10 during the period. % is calculated as Quantity/Base number*100

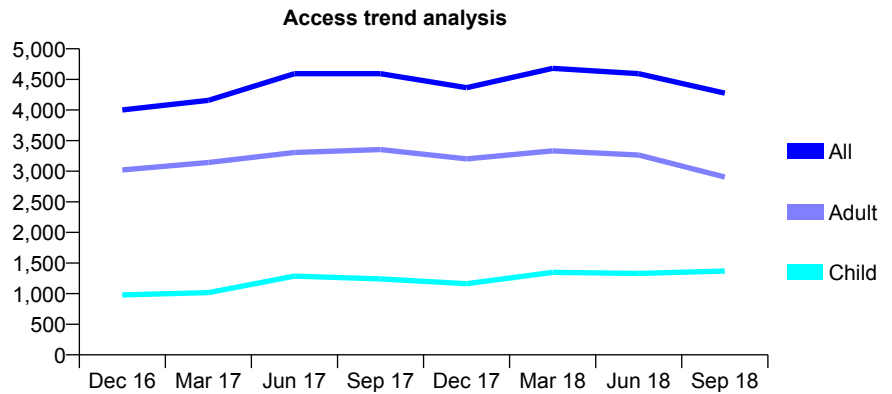
Q47 - Vital Signs At a Glance Contract Report for 151831/0001 - September 2018

Name or company name	Whitworth Dental Care Limited
Contract type name	GDS Contract
Purpose of contract	General
Contract start date	26/08/2011
Contract end date	

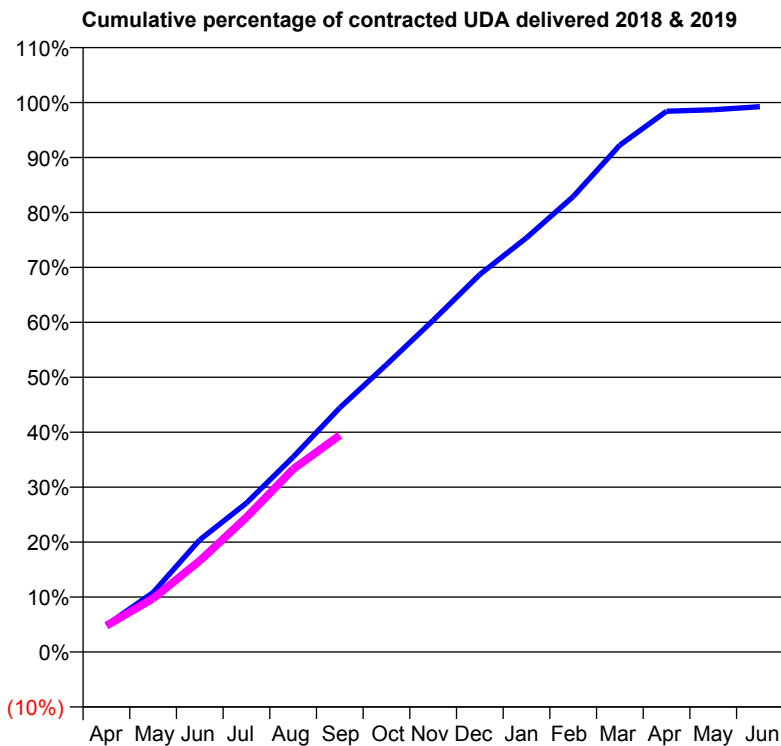
18/19 Contracted general activity (UDA)	10,612
Carry forward general activity (UDA)	0
18/19 Contracted orthodontic activity (UOA)	0
Carry forward orthodontic activity (UOA)	0
Baseline contract value	£346,026.39

ACCESS*

Patients seen in 24 months	Total	Change since previous quarter
Quarter ending September 2017	4,594	
Quarter ending December 2017	4,364	↓
Quarter ending March 2018	4,680	↑
Quarter ending June 2018	4,594	↓
Quarter ending September 2018	4,275	↓
Variance since September 2017	(6.9%)	↓



ACTIVITY



Month	Adjusted Scheduled Activity (UDA)	
	2018	2019
April	519	509
May	1,151	1,034
June	2,166	1,762
July	2,877	2,603
August	3,765	3,533
September	4,716	4,186
October	5,551	
November	6,406	
December	7,293	
January	8,000	
February	8,794	
March	9,791	
April	10,444	
May	10,471	
June	10,532	

QUALITY

	Quantity	Base Number	Contract	AT	Region	England
% of FP17s for the same patient ID Re-attending within 3 months - Children	108	1,318	8.2%	11.6%	12.2%	11.6%
% of FP17s for the same patient ID Re-attending within 3 months - Adults	74	1,106	6.7%	15.1%	15.8%	15.5%
% of FP17s for the same patient ID Re-attending between 3 & 9 months - Children	554	1,318	42.0%	58.6%	60.3%	58.8%
% of FP17s for the same patient ID Re-attending between 3 & 9 months - Adults	279	1,106	25.2%	51.5%	53.5%	51.1%
% of FP17s for Band 1 Urgent Courses	192	2,041	9.4%	10.7%	9.1%	9.0%
% of FP17s Relating to Free Repair or Replacements	2	2,041	0.1%	0.9%	1.0%	0.8%
% of FP17s Relating to Continuations	5	2,041	0.2%	0.9%	1.0%	0.9%
% of Patients satisfied with the dentistry they have received	1	1	N/A	93.2%	93.6%	93.3%
% of Patients satisfied with the time they had to wait for an appointment	1	1	N/A	88.5%	89.8%	88.9%

* This is based on patients treated on this contract for their most recent course of treatment. Figures in italics indicate the base number of FP17s or Patient Questionnaire responses are less than 100. N/A is shown where the base number of responses is less than 10 during the period. % is calculated as Quantity/Base number*100

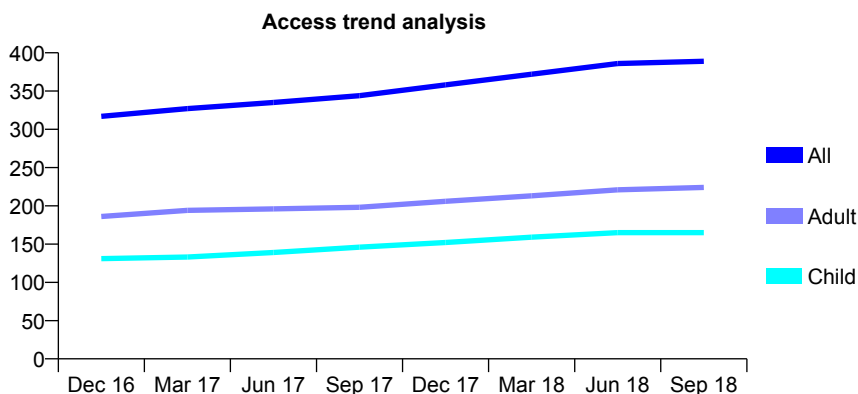
Q47 - Vital Signs At a Glance Contract Report for 152846/0001 - September 2018

Name or company name	Poulton Practice Ltd
Contract type name	GDS Contract
Purpose of contract	General
Contract start date	02/12/2009
Contract end date	

18/19 Contracted general activity (UDA)	900
Carry forward general activity (UDA)	0
18/19 Contracted orthodontic activity (UOA)	0
Carry forward orthodontic activity (UOA)	0
Baseline contract value	£25,705.72

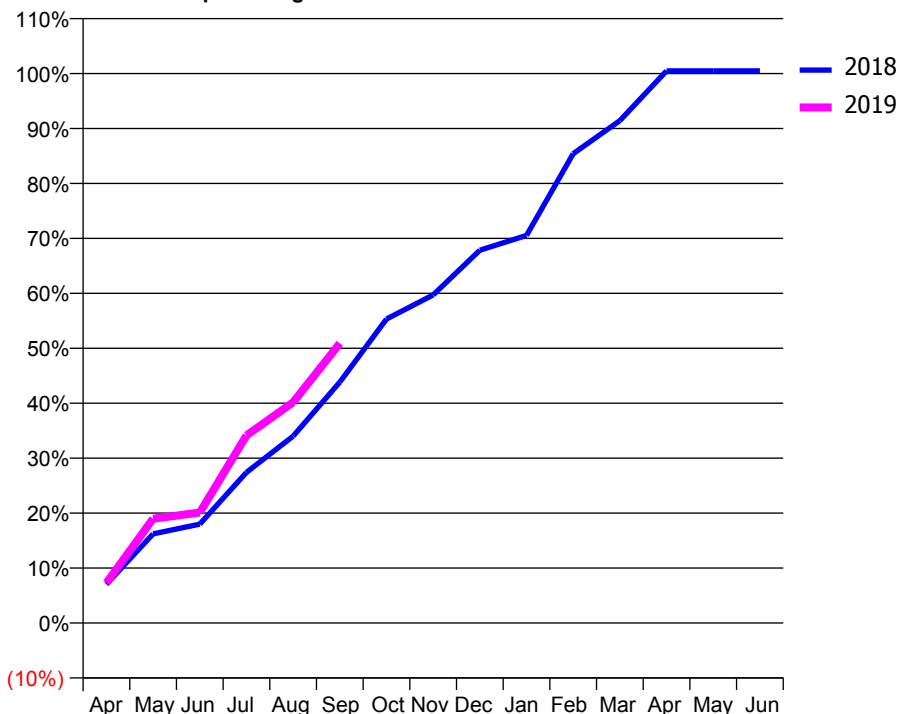
ACCESS*

Patients seen in 24 months	Total	Change since previous quarter
Quarter ending September 2017	344	
Quarter ending December 2017	358	↑
Quarter ending March 2018	372	↑
Quarter ending June 2018	386	↑
Quarter ending September 2018	389	→
Variance since September 2017	13.1%	↑



ACTIVITY

Cumulative percentage of contracted UDA delivered 2018 & 2019



Adjusted Scheduled Activity (UDA)

Month	2018	2019
April	63	66
May	146	171
June	162	181
July	247	307
August	306	362
September	395	458
October	498	
November	537	
December	611	
January	635	
February	769	
March	823	
April	904	
May	904	
June	904	

QUALITY

	Quantity	Base Number	Contract	AT	Region	England
% of FP17s for the same patient ID Re-attending within 3 months - Children	11	160	6.9%	11.6%	12.2%	11.6%
% of FP17s for the same patient ID Re-attending within 3 months - Adults	19	173	11.0%	15.1%	15.8%	15.5%
% of FP17s for the same patient ID Re-attending between 3 & 9 months - Children	100	160	62.5%	58.6%	60.3%	58.8%
% of FP17s for the same patient ID Re-attending between 3 & 9 months - Adults	120	173	69.4%	51.5%	53.5%	51.1%
% of FP17s for Band 1 Urgent Courses	20	275	7.3%	10.7%	9.1%	9.0%
% of FP17s Relating to Free Repair or Replacements	1	275	0.4%	0.9%	1.0%	0.8%
% of FP17s Relating to Continuations	3	275	1.1%	0.9%	1.0%	0.9%
% of Patients satisfied with the dentistry they have received	1	1	N/A	93.2%	93.6%	93.3%
% of Patients satisfied with the time they had to wait for an appointment	1	1	N/A	88.5%	89.8%	88.9%

* This is based on patients treated on this contract for their most recent course of treatment. Figures in italics indicate the base number of FP17s or Patient Questionnaire responses are less than 100. N/A is shown where the base number of responses is less than 10 during the period. % is calculated as Quantity/Base number*100

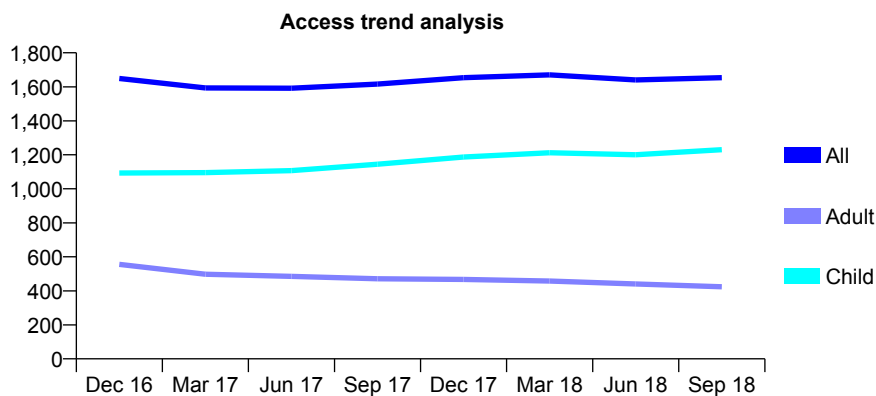
Q47 - Vital Signs At a Glance Contract Report for 155810/0001 - September 2018

Name or company name	Antley Villa Partnership
Contract type name	GDS Contract
Purpose of contract	General
Contract start date	01/04/2010
Contract end date	

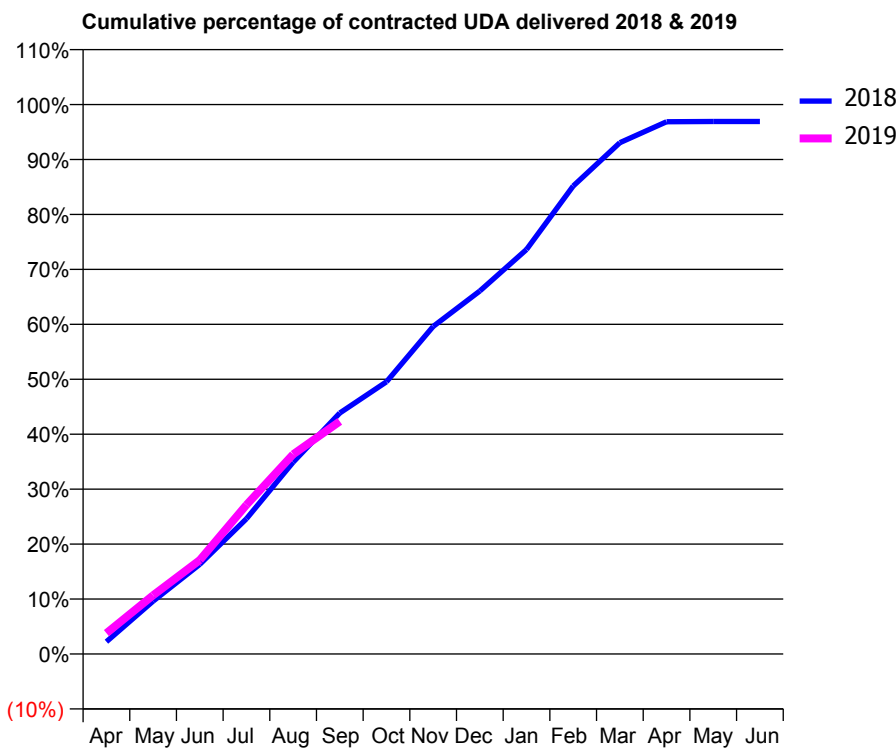
18/19 Contracted general activity (UDA)	5,201
Carry forward general activity (UDA)	0
18/19 Contracted orthodontic activity (UOA)	0
Carry forward orthodontic activity (UOA)	0
Baseline contract value	£113,841.65

ACCESS*

Patients seen in 24 months	Total	Change since previous quarter
Quarter ending September 2017	1,616	
Quarter ending December 2017	1,654	↑
Quarter ending March 2018	1,670	→
Quarter ending June 2018	1,640	↓
Quarter ending September 2018	1,654	→
Variance since September 2017	2.4%	↑



ACTIVITY



Adjusted Scheduled Activity (UDA)		
Month	2018	2019
April	116	198
May	500	556
June	849	889
July	1,280	1,412
August	1,815	1,890
September	2,281	2,202
October	2,577	
November	3,101	
December	3,436	
January	3,829	
February	4,429	
March	4,839	
April	5,038	
May	5,041	
June	5,041	

QUALITY

	Quantity	Base Number	Contract	AT	Region	England
% of FP17s for the same patient ID Re-attending within 3 months - Children	154	1,260	12.2%	11.6%	12.2%	11.6%
% of FP17s for the same patient ID Re-attending within 3 months - Adults	47	275	17.1%	15.1%	15.8%	15.5%
% of FP17s for the same patient ID Re-attending between 3 & 9 months - Children	805	1,260	63.9%	58.6%	60.3%	58.8%
% of FP17s for the same patient ID Re-attending between 3 & 9 months - Adults	180	275	65.5%	51.5%	53.5%	51.1%
% of FP17s for Band 1 Urgent Courses	74	1,415	5.2%	10.7%	9.1%	9.0%
% of FP17s Relating to Free Repair or Replacements	0	1,415	0.0%	0.9%	1.0%	0.8%
% of FP17s Relating to Continuations	22	1,415	1.6%	0.9%	1.0%	0.9%
% of Patients satisfied with the dentistry they have received	0	0	N/A	93.2%	93.6%	93.3%
% of Patients satisfied with the time they had to wait for an appointment	0	0	N/A	88.5%	89.8%	88.9%

* This is based on patients treated on this contract for their most recent course of treatment. Figures in italics indicate the base number of FP17s or Patient Questionnaire responses are less than 100. N/A is shown where the base number of responses is less than 10 during the period. % is calculated as Quantity/Base number*100

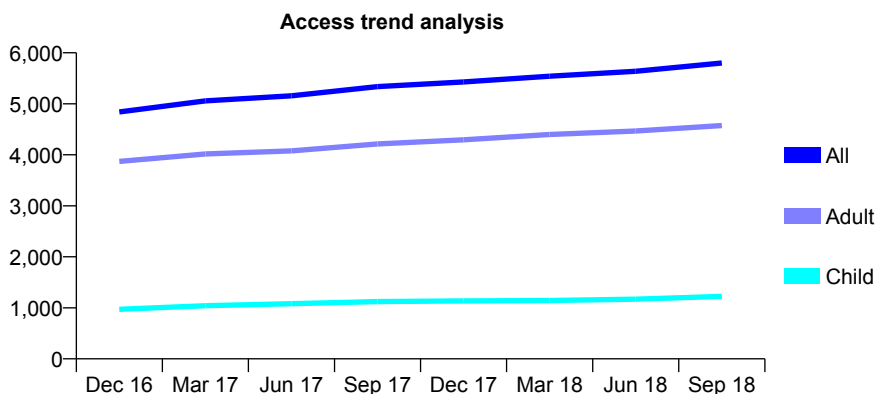
Q47 - Vital Signs At a Glance Contract Report for 156507/0001 - September 2018

Name or company name	Padiham Dental Practice
Contract type name	GDS Contract
Purpose of contract	General
Contract start date	01/11/2012
Contract end date	

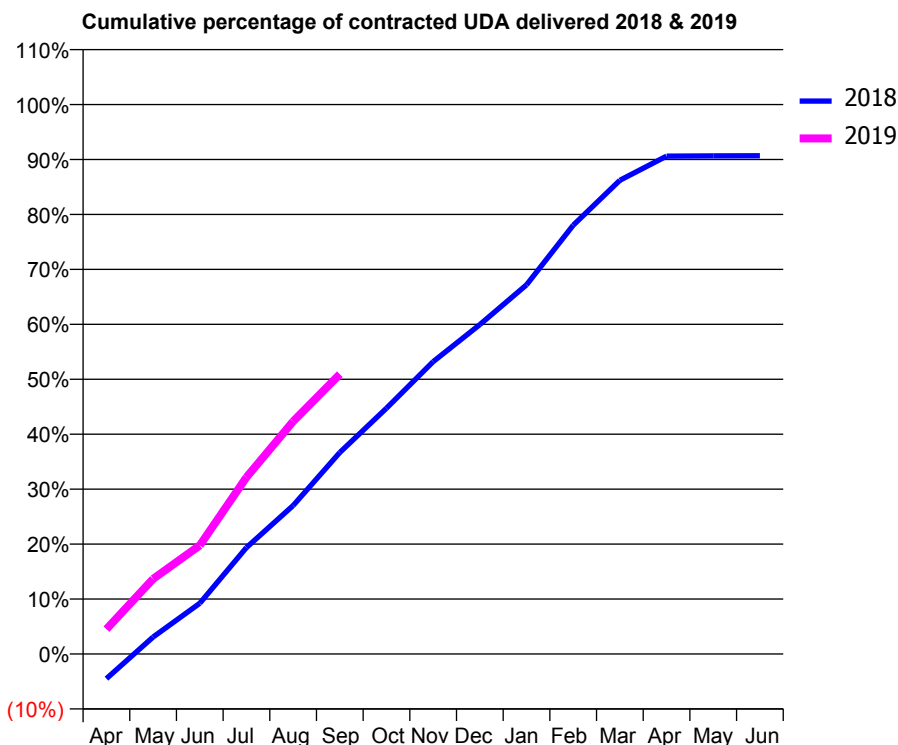
18/19 Contracted general activity (UDA)	18,384
Carry forward general activity (UDA)	0
18/19 Contracted orthodontic activity (UOA)	0
Carry forward orthodontic activity (UOA)	0
Baseline contract value	£536,517.87

ACCESS*

Patients seen in 24 months	Total	Change since previous quarter
Quarter ending September 2017	5,336	
Quarter ending December 2017	5,430	→
Quarter ending March 2018	5,542	↑
Quarter ending June 2018	5,637	→
Quarter ending September 2018	5,799	↑
Variance since September 2017	8.7%	↑



ACTIVITY



Month	Adjusted Scheduled Activity (UDA)	
	2018	2019
April	-829	833
May	568	2,515
June	1,696	3,633
July	3,561	5,914
August	4,970	7,783
September	6,742	9,360
October	8,223	
November	9,779	
December	11,022	
January	12,352	
February	14,347	
March	15,848	
April	16,654	
May	16,667	
June	16,671	

QUALITY

	Quantity	Base Number	Contract	AT	Region	England
% of FP17s for the same patient ID Re-attending within 3 months - Children	110	1,007	10.9%	11.6%	12.2%	11.6%
% of FP17s for the same patient ID Re-attending within 3 months - Adults	644	3,786	17.0%	15.1%	15.8%	15.5%
% of FP17s for the same patient ID Re-attending between 3 & 9 months - Children	586	1,007	58.2%	58.6%	60.3%	58.8%
% of FP17s for the same patient ID Re-attending between 3 & 9 months - Adults	2,236	3,786	59.1%	51.5%	53.5%	51.1%
% of FP17s for Band 1 Urgent Courses	396	4,430	8.9%	10.7%	9.1%	9.0%
% of FP17s Relating to Free Repair or Replacements	104	4,430	2.3%	0.9%	1.0%	0.8%
% of FP17s Relating to Continuations	38	4,430	0.9%	0.9%	1.0%	0.9%
% of Patients satisfied with the dentistry they have received	8	8	N/A	93.2%	93.6%	93.3%
% of Patients satisfied with the time they had to wait for an appointment	8	8	N/A	88.5%	89.8%	88.9%

* This is based on patients treated on this contract for their most recent course of treatment. Figures in italics indicate the base number of FP17s or Patient Questionnaire responses are less than 100. N/A is shown where the base number of responses is less than 10 during the period. % is calculated as Quantity/Base number*100

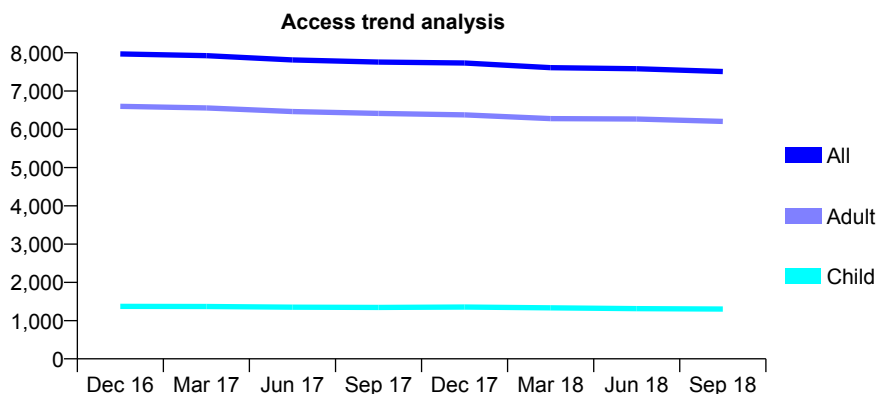
Q47 - Vital Signs At a Glance Contract Report for 157228/0001 - September 2018

Name or company name	Safehands Dental Care
Contract type name	GDS Contract
Purpose of contract	General
Contract start date	01/04/2013
Contract end date	

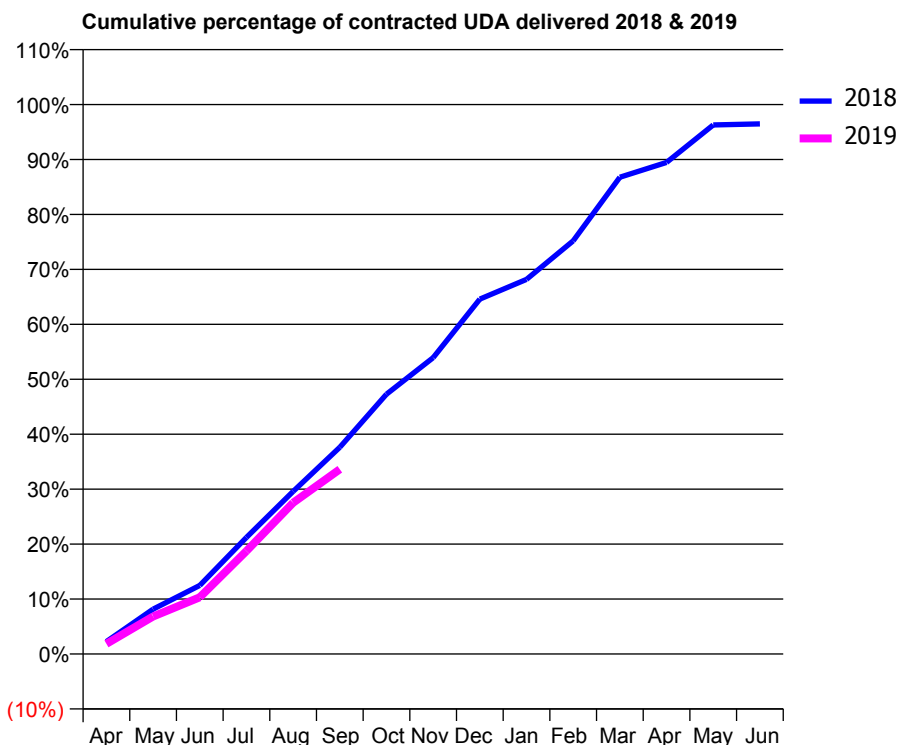
18/19 Contracted general activity (UDA)	24,091
Carry forward general activity (UDA)	0
18/19 Contracted orthodontic activity (UOA)	0
Carry forward orthodontic activity (UOA)	0
Baseline contract value	£536,599.12

ACCESS*

Patients seen in 24 months	Total	Change since previous quarter
Quarter ending September 2017	7,759	
Quarter ending December 2017	7,734	→
Quarter ending March 2018	7,612	↓
Quarter ending June 2018	7,585	→
Quarter ending September 2018	7,510	→
Variance since September 2017	(3.2%)	↓



ACTIVITY



Month	2018	2019
April	548	447
May	1,969	1,647
June	3,010	2,486
July	5,115	4,514
August	7,129	6,635
September	9,063	8,100
October	11,392	
November	12,993	
December	15,559	
January	16,427	
February	18,113	
March	20,905	
April	21,551	
May	23,194	
June	23,242	

QUALITY

	Quantity	Base Number	Contract	AT	Region	England
% of FP17s for the same patient ID Re-attending within 3 months - Children	57	913	6.2%	11.6%	12.2%	11.6%
% of FP17s for the same patient ID Re-attending within 3 months - Adults	479	4,062	11.8%	15.1%	15.8%	15.5%
% of FP17s for the same patient ID Re-attending between 3 & 9 months - Children	481	913	52.7%	58.6%	60.3%	58.8%
% of FP17s for the same patient ID Re-attending between 3 & 9 months - Adults	1,800	4,062	44.3%	51.5%	53.5%	51.1%
% of FP17s for Band 1 Urgent Courses	360	3,867	9.3%	10.7%	9.1%	9.0%
% of FP17s Relating to Free Repair or Replacements	24	3,867	0.6%	0.9%	1.0%	0.8%
% of FP17s Relating to Continuations	12	3,867	0.3%	0.9%	1.0%	0.9%
% of Patients satisfied with the dentistry they have received	13	14	92.9%	93.2%	93.6%	93.3%
% of Patients satisfied with the time they had to wait for an appointment	11	14	78.6%	88.5%	89.8%	88.9%

* This is based on patients treated on this contract for their most recent course of treatment. Figures in italics indicate the base number of FP17s or Patient Questionnaire responses are less than 100. N/A is shown where the base number of responses is less than 10 during the period. % is calculated as Quantity/Base number*100

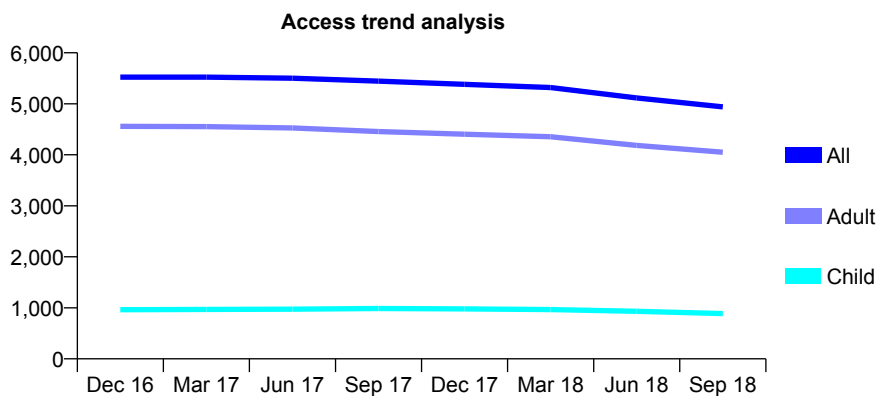
Q47 - Vital Signs At a Glance Contract Report for 157333/0001 - September 2018

Name or company name	West Lodge Dental Practice Partnership
Contract type name	GDS Contract
Purpose of contract	General
Contract start date	01/04/2013
Contract end date	

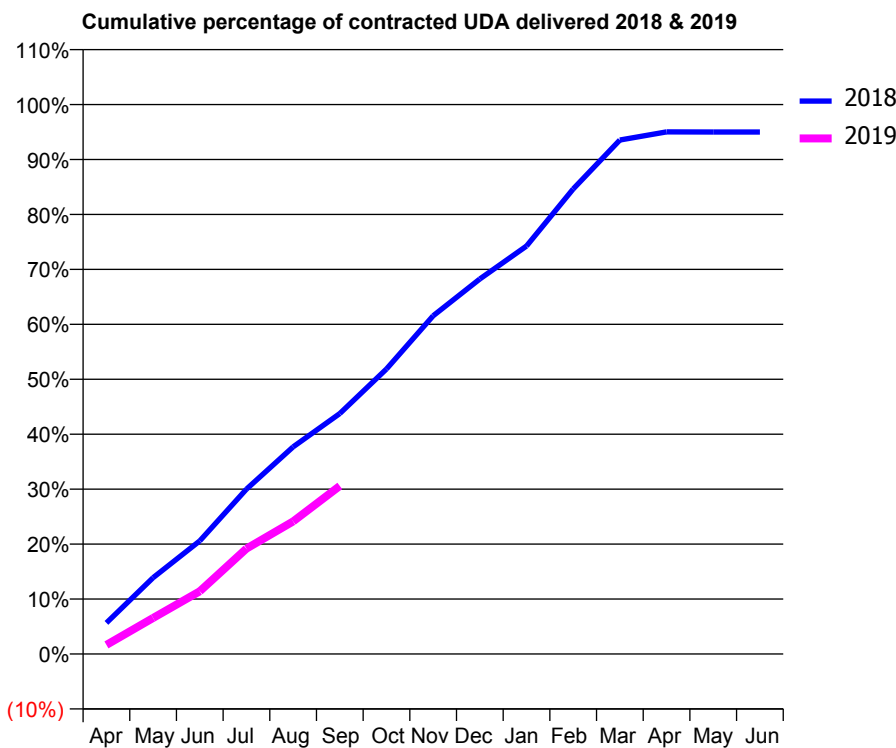
18/19 Contracted general activity (UDA)	15,064
Carry forward general activity (UDA)	0
18/19 Contracted orthodontic activity (UOA)	0
Carry forward orthodontic activity (UOA)	0
Baseline contract value	£332,649.40

ACCESS*

Patients seen in 24 months	Total	Change since previous quarter
Quarter ending September 2017	5,444	
Quarter ending December 2017	5,381	↓
Quarter ending March 2018	5,319	↓
Quarter ending June 2018	5,116	↓
Quarter ending September 2018	4,940	↓
Variance since September 2017	(9.3%)	↓



ACTIVITY



Adjusted Scheduled Activity (UDA)		
Month	2018	2019
April	854	252
May	2,094	989
June	3,101	1,720
July	4,521	2,891
August	5,678	3,636
September	6,592	4,607
October	7,813	
November	9,271	
December	10,281	
January	11,184	
February	12,750	
March	14,090	
April	14,313	
May	14,310	
June	14,310	

QUALITY

	Quantity	Base Number	Contract	AT	Region	England
% of FP17s for the same patient ID Re-attending within 3 months - Children	21	394	5.3%	11.6%	12.2%	11.6%
% of FP17s for the same patient ID Re-attending within 3 months - Adults	232	1,890	12.3%	15.1%	15.8%	15.5%
% of FP17s for the same patient ID Re-attending between 3 & 9 months - Children	220	394	55.8%	58.6%	60.3%	58.8%
% of FP17s for the same patient ID Re-attending between 3 & 9 months - Adults	913	1,890	48.3%	51.5%	53.5%	51.1%
% of FP17s for Band 1 Urgent Courses	206	2,206	9.3%	10.7%	9.1%	9.0%
% of FP17s Relating to Free Repair or Replacements	6	2,206	0.3%	0.9%	1.0%	0.8%
% of FP17s Relating to Continuations	32	2,206	1.5%	0.9%	1.0%	0.9%
% of Patients satisfied with the dentistry they have received	4	4	N/A	93.2%	93.6%	93.3%
% of Patients satisfied with the time they had to wait for an appointment	3	4	N/A	88.5%	89.8%	88.9%

* This is based on patients treated on this contract for their most recent course of treatment. Figures in italics indicate the base number of FP17s or Patient Questionnaire responses are less than 100. N/A is shown where the base number of responses is less than 10 during the period. % is calculated as Quantity/Base number*100

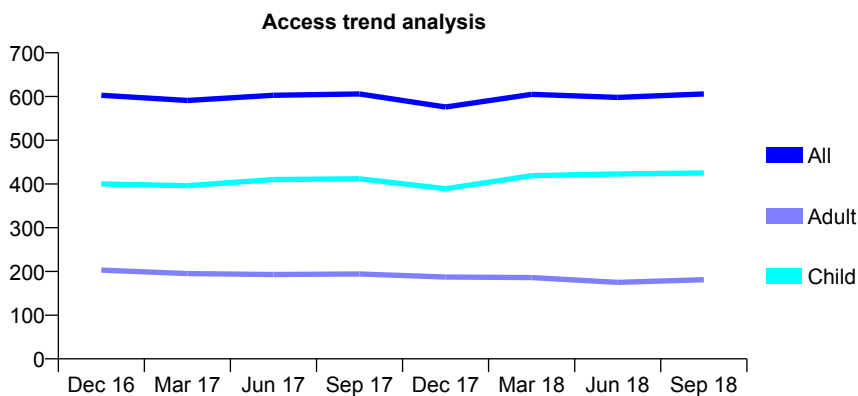
Q47 - Vital Signs At a Glance Contract Report for 158739/0001 - September 2018

Name or company name	Colne Dental Care
Contract type name	GDS Contract
Purpose of contract	General
Contract start date	01/04/2009
Contract end date	

18/19 Contracted general activity (UDA)	2,150
Carry forward general activity (UDA)	0
18/19 Contracted orthodontic activity (UOA)	0
Carry forward orthodontic activity (UOA)	0
Baseline contract value	£49,676.97

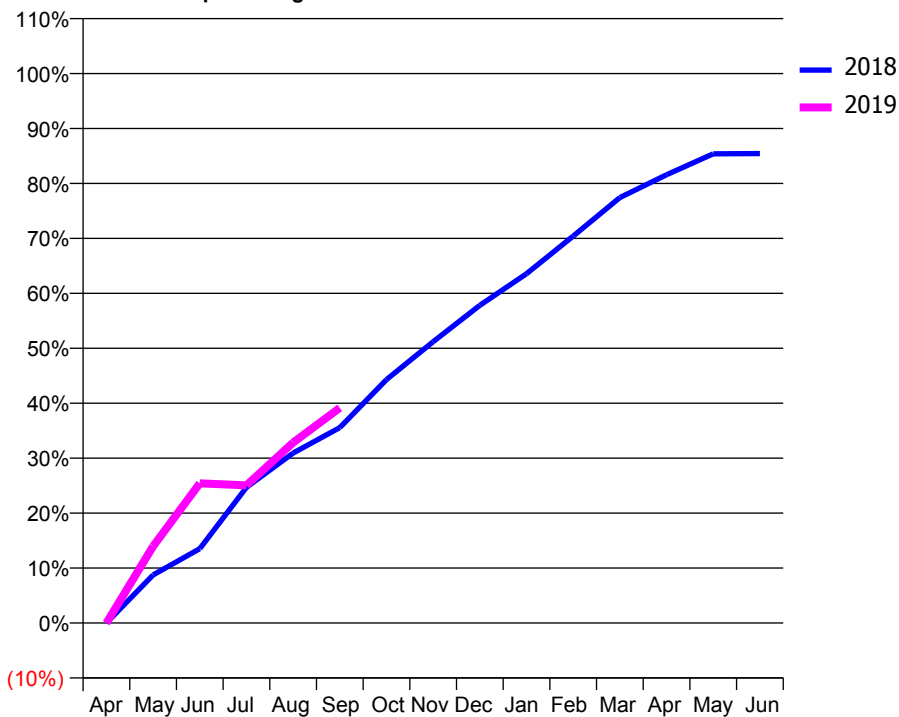
ACCESS*

Patients seen in 24 months	Total	Change since previous quarter
Quarter ending September 2017	606	
Quarter ending December 2017	576	↓
Quarter ending March 2018	605	↑
Quarter ending June 2018	598	↓
Quarter ending September 2018	606	→
Variance since September 2017	0.0%	→



ACTIVITY

Cumulative percentage of contracted UDA delivered 2018 & 2019



Adjusted Scheduled Activity (UDA)

Month	2018	2019
April	0	0
May	188	300
June	291	546
July	531	539
August	665	706
September	765	842
October	953	
November	1,101	
December	1,243	
January	1,367	
February	1,514	
March	1,665	
April	1,754	
May	1,836	
June	1,837	

QUALITY

	Quantity	Base Number	Contract	AT	Region	England
% of FP17s for the same patient ID Re-attending within 3 months - Children	91	452	20.1%	11.6%	12.2%	11.6%
% of FP17s for the same patient ID Re-attending within 3 months - Adults	26	111	23.4%	15.1%	15.8%	15.5%
% of FP17s for the same patient ID Re-attending between 3 & 9 months - Children	263	452	58.2%	58.6%	60.3%	58.8%
% of FP17s for the same patient ID Re-attending between 3 & 9 months - Adults	61	111	55.0%	51.5%	53.5%	51.1%
% of FP17s for Band 1 Urgent Courses	25	460	5.4%	10.7%	9.1%	9.0%
% of FP17s Relating to Free Repair or Replacements	0	460	0.0%	0.9%	1.0%	0.8%
% of FP17s Relating to Continuations	3	460	0.7%	0.9%	1.0%	0.9%
% of Patients satisfied with the dentistry they have received	0	0	N/A	93.2%	93.6%	93.3%
% of Patients satisfied with the time they had to wait for an appointment	0	0	N/A	88.5%	89.8%	88.9%

* This is based on patients treated on this contract for their most recent course of treatment. Figures in italics indicate the base number of FP17s or Patient Questionnaire responses are less than 100. N/A is shown where the base number of responses is less than 10 during the period. % is calculated as Quantity/Base number*100

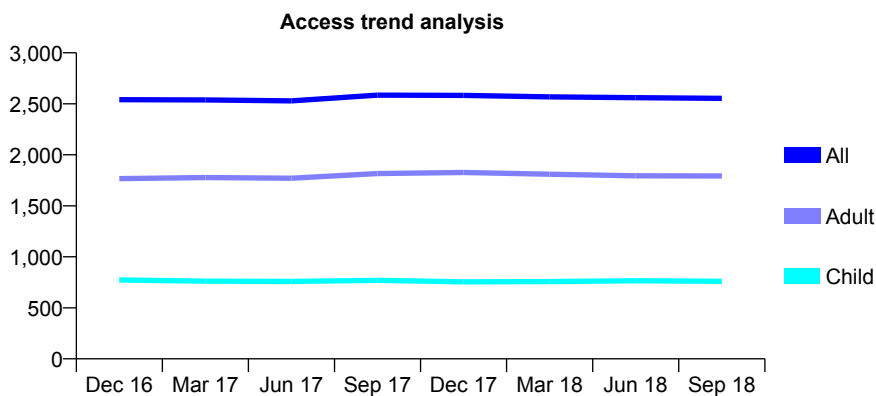
Q47 - Vital Signs At a Glance Contract Report for 159468/0001 - September 2018

Name or company name	Eccleston Dental Practice (Ltd)
Contract type name	GDS Contract
Purpose of contract	General
Contract start date	01/04/2008
Contract end date	

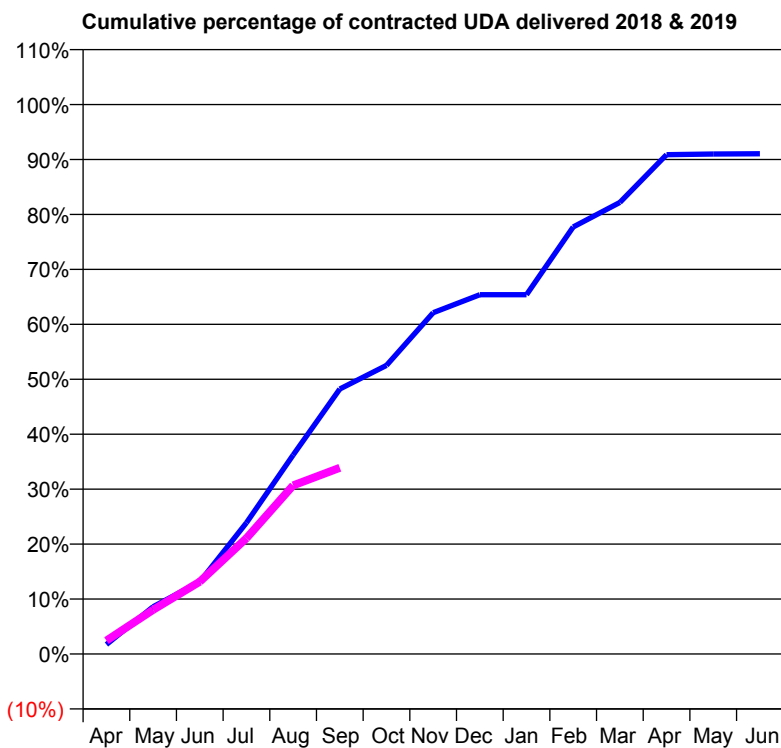
18/19 Contracted general activity (UDA)	10,559
Carry forward general activity (UDA)	0
18/19 Contracted orthodontic activity (UOA)	0
Carry forward orthodontic activity (UOA)	0
Baseline contract value	£290,401.70

ACCESS*

Patients seen in 24 months	Total	Change since previous quarter
Quarter ending September 2017	2,585	
Quarter ending December 2017	2,582	→
Quarter ending March 2018	2,568	→
Quarter ending June 2018	2,560	→
Quarter ending September 2018	2,553	→
Variance since September 2017	(1.2%)	↓



ACTIVITY



Month	Adjusted Scheduled Activity (UDA)	
	2018	2019
April	183	257
May	907	850
June	1,388	1,391
July	2,524	2,225
August	3,824	3,240
September	5,093	3,579
October	5,547	
November	6,558	
December	6,903	
January	6,903	
February	8,205	
March	8,679	
April	9,595	
May	9,608	
June	9,612	

QUALITY

	Quantity	Base Number	Contract	AT	Region	England
% of FP17s for the same patient ID Re-attending within 3 months - Children	69	621	11.1%	11.6%	12.2%	11.6%
% of FP17s for the same patient ID Re-attending within 3 months - Adults	233	1,334	17.5%	15.1%	15.8%	15.5%
% of FP17s for the same patient ID Re-attending between 3 & 9 months - Children	358	621	57.6%	58.6%	60.3%	58.8%
% of FP17s for the same patient ID Re-attending between 3 & 9 months - Adults	771	1,334	57.8%	51.5%	53.5%	51.1%
% of FP17s for Band 1 Urgent Courses	178	1,600	11.1%	10.7%	9.1%	9.0%
% of FP17s Relating to Free Repair or Replacements	14	1,600	0.9%	0.9%	1.0%	0.8%
% of FP17s Relating to Continuations	12	1,600	0.8%	0.9%	1.0%	0.9%
% of Patients satisfied with the dentistry they have received	3	3	N/A	93.2%	93.6%	93.3%
% of Patients satisfied with the time they had to wait for an appointment	3	3	N/A	88.5%	89.8%	88.9%

* This is based on patients treated on this contract for their most recent course of treatment. Figures in italics indicate the base number of FP17s or Patient Questionnaire responses are less than 100. N/A is shown where the base number of responses is less than 10 during the period. % is calculated as Quantity/Base number*100

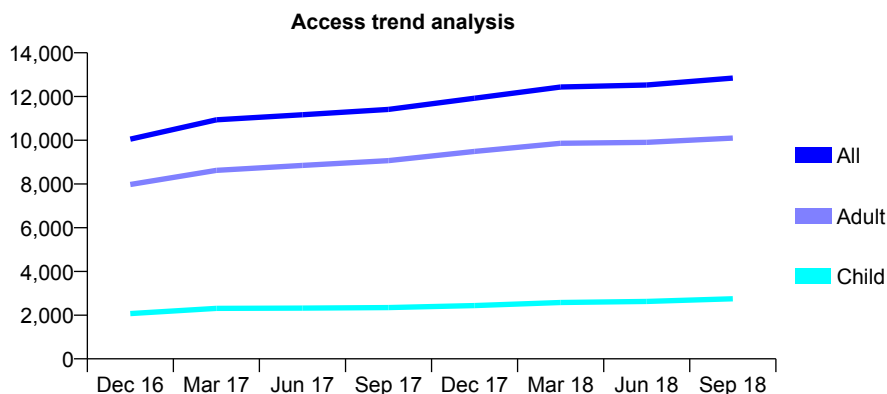
Q47 - Vital Signs At a Glance Contract Report for 159859/0001 - September 2018

Name or company name	Hardhorn Dental Practice
Contract type name	GDS Contract
Purpose of contract	General
Contract start date	01/04/2015
Contract end date	

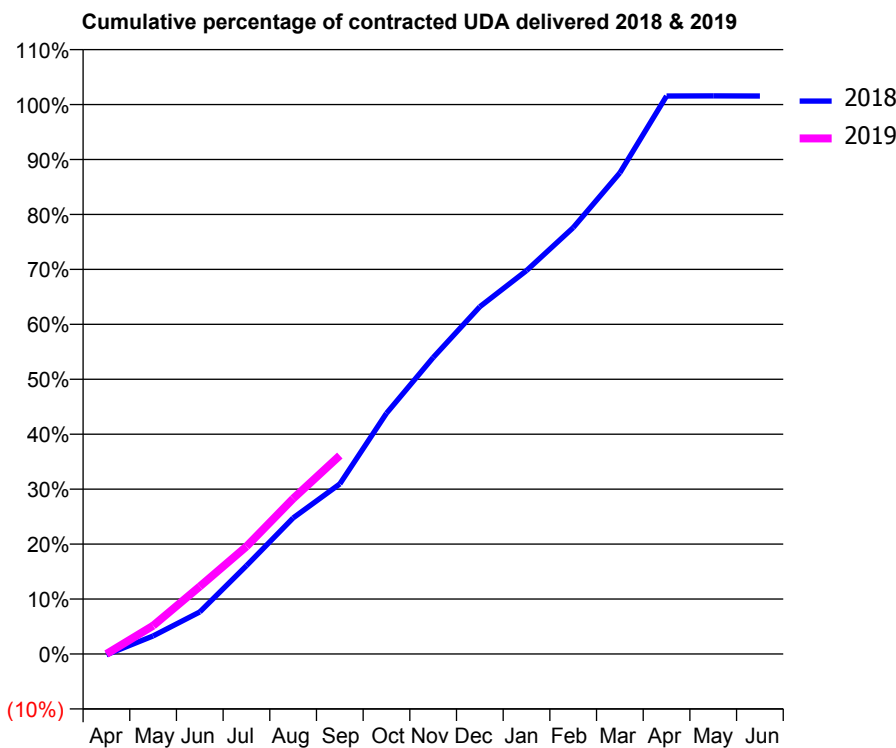
18/19 Contracted general activity (UDA)	39,516
Carry forward general activity (UDA)	0
18/19 Contracted orthodontic activity (UOA)	0
Carry forward orthodontic activity (UOA)	0
Baseline contract value	£1,150,185.07

ACCESS*

Patients seen in 24 months	Total	Change since previous quarter
Quarter ending September 2017	11,413	
Quarter ending December 2017	11,923	↑
Quarter ending March 2018	12,438	↑
Quarter ending June 2018	12,529	→
Quarter ending September 2018	12,845	↑
Variance since September 2017	12.5%	↑



ACTIVITY



Month	Adjusted Scheduled Activity (UDA)	
	2018	2019
April	-61	0
May	1,303	2,037
June	3,030	4,861
July	6,350	7,735
August	9,783	11,179
September	12,234	14,270
October	17,313	
November	21,323	
December	24,974	
January	27,575	
February	30,658	
March	34,605	
April	40,127	
May	40,138	
June	40,127	

QUALITY

	Quantity	Base Number	Contract	AT	Region	England
% of FP17s for the same patient ID Re-attending within 3 months - Children	206	2,318	8.9%	11.6%	12.2%	11.6%
% of FP17s for the same patient ID Re-attending within 3 months - Adults	1,227	7,508	16.3%	15.1%	15.8%	15.5%
% of FP17s for the same patient ID Re-attending between 3 & 9 months - Children	1,382	2,318	59.6%	58.6%	60.3%	58.8%
% of FP17s for the same patient ID Re-attending between 3 & 9 months - Adults	3,955	7,508	52.7%	51.5%	53.5%	51.1%
% of FP17s for Band 1 Urgent Courses	635	7,107	8.9%	10.7%	9.1%	9.0%
% of FP17s Relating to Free Repair or Replacements	58	7,107	0.8%	0.9%	1.0%	0.8%
% of FP17s Relating to Continuations	44	7,107	0.6%	0.9%	1.0%	0.9%
% of Patients satisfied with the dentistry they have received	5	5	N/A	93.2%	93.6%	93.3%
% of Patients satisfied with the time they had to wait for an appointment	5	5	N/A	88.5%	89.8%	88.9%

* This is based on patients treated on this contract for their most recent course of treatment. Figures in italics indicate the base number of FP17s or Patient Questionnaire responses are less than 100. N/A is shown where the base number of responses is less than 10 during the period. % is calculated as Quantity/Base number*100

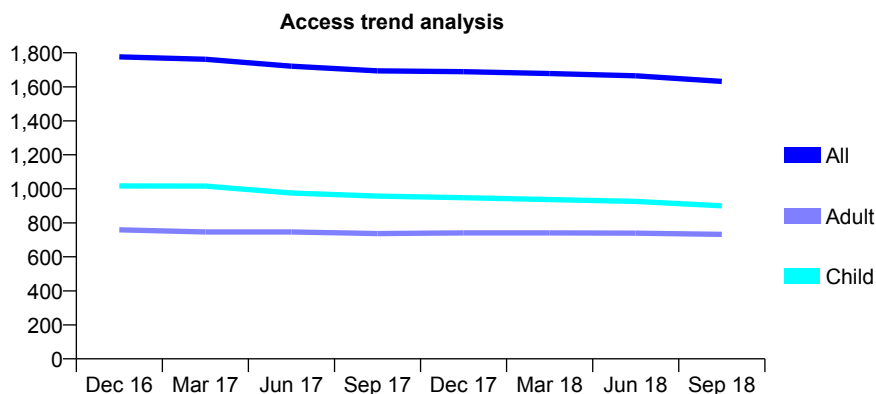
Q47 - Vital Signs At a Glance Contract Report for 161470/0001 - September 2018

Name or company name	Cottage Dental Ormskirk LLP
Contract type name	GDS Contract
Purpose of contract	General
Contract start date	01/01/2011
Contract end date	

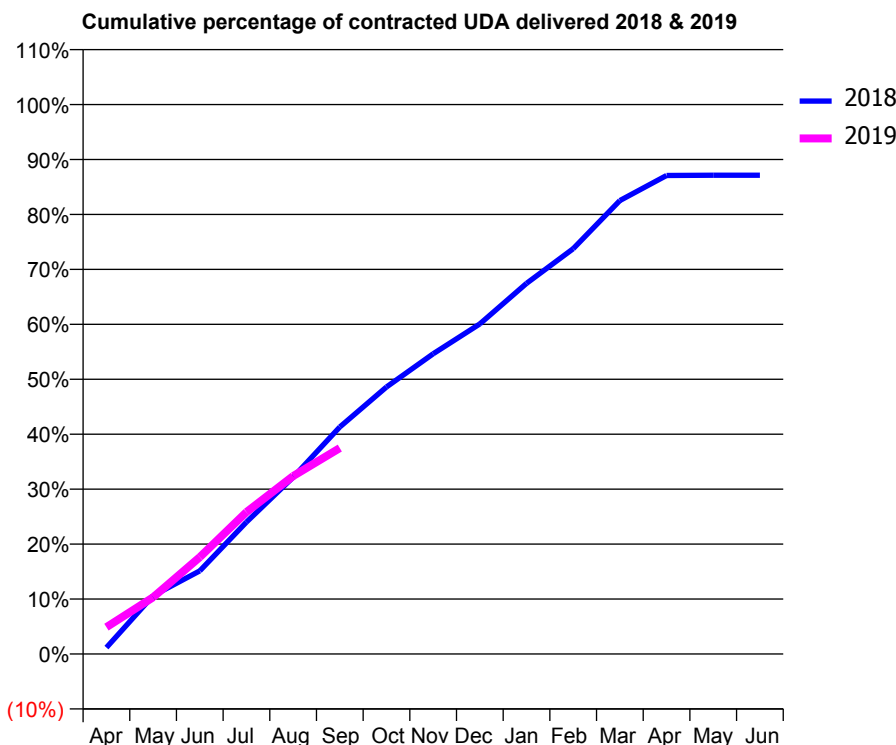
18/19 Contracted general activity (UDA)	5,004
Carry forward general activity (UDA)	0
18/19 Contracted orthodontic activity (UOA)	0
Carry forward orthodontic activity (UOA)	0
Baseline contract value	£147,474.28

ACCESS*

Patients seen in 24 months	Total	Change since previous quarter
Quarter ending September 2017	1,694	
Quarter ending December 2017	1,689	→
Quarter ending March 2018	1,678	→
Quarter ending June 2018	1,665	→
Quarter ending September 2018	1,632	↓
Variance since September 2017	(3.7%)	↓



ACTIVITY



Adjusted Scheduled Activity (UDA)		
Month	2018	2019
April	59	245
May	532	516
June	757	882
July	1,202	1,293
August	1,610	1,621
September	2,067	1,876
October	2,432	
November	2,734	
December	3,006	
January	3,375	
February	3,691	
March	4,129	
April	4,358	
May	4,361	
June	4,361	

QUALITY

	Quantity	Base Number	Contract	AT	Region	England
% of FP17s for the same patient ID Re-attending within 3 months - Children	151	945	16.0%	11.6%	12.2%	11.6%
% of FP17s for the same patient ID Re-attending within 3 months - Adults	73	470	15.5%	15.1%	15.8%	15.5%
% of FP17s for the same patient ID Re-attending between 3 & 9 months - Children	657	945	69.5%	58.6%	60.3%	58.8%
% of FP17s for the same patient ID Re-attending between 3 & 9 months - Adults	305	470	64.9%	51.5%	53.5%	51.1%
% of FP17s for Band 1 Urgent Courses	73	1,264	5.8%	10.7%	9.1%	9.0%
% of FP17s Relating to Free Repair or Replacements	2	1,264	0.2%	0.9%	1.0%	0.8%
% of FP17s Relating to Continuations	4	1,264	0.3%	0.9%	1.0%	0.9%
% of Patients satisfied with the dentistry they have received	1	1	N/A	93.2%	93.6%	93.3%
% of Patients satisfied with the time they had to wait for an appointment	1	1	N/A	88.5%	89.8%	88.9%

* This is based on patients treated on this contract for their most recent course of treatment. Figures in italics indicate the base number of FP17s or Patient Questionnaire responses are less than 100. N/A is shown where the base number of responses is less than 10 during the period. % is calculated as Quantity/Base number*100

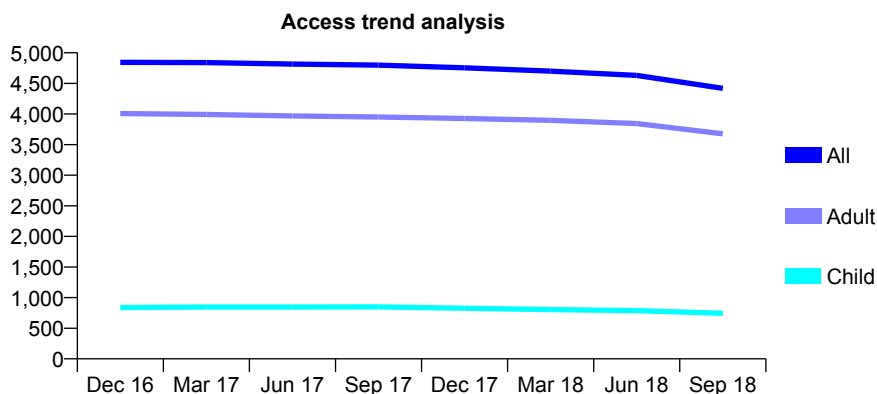
Q47 - Vital Signs At a Glance Contract Report for 164143/0001 - September 2018

Name or company name	Warner Dental Practice Partnership
Contract type name	GDS Contract
Purpose of contract	General
Contract start date	01/08/2013
Contract end date	

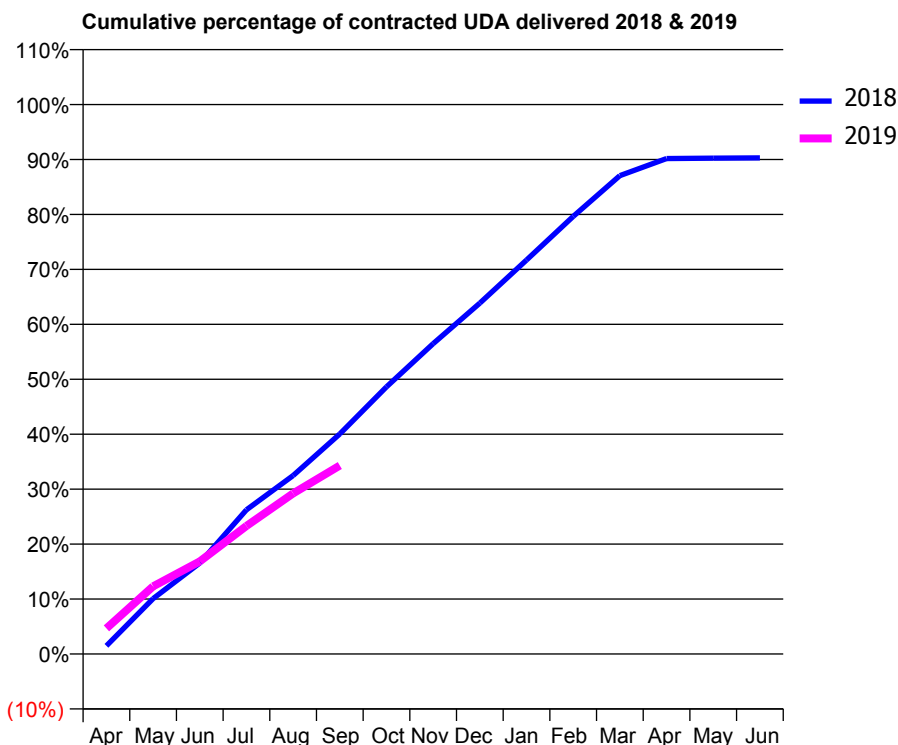
18/19 Contracted general activity (UDA)	15,296
Carry forward general activity (UDA)	0
18/19 Contracted orthodontic activity (UOA)	0
Carry forward orthodontic activity (UOA)	0
Baseline contract value	£405,349.94

ACCESS*

Patients seen in 24 months	Total	Change since previous quarter
Quarter ending September 2017	4,799	
Quarter ending December 2017	4,755	→
Quarter ending March 2018	4,700	↓
Quarter ending June 2018	4,631	↓
Quarter ending September 2018	4,420	↓
Variance since September 2017	(7.9%)	↓



ACTIVITY



Month	Adjusted Scheduled Activity (UDA)	
	2018	2019
April	227	713
May	1,544	1,883
June	2,533	2,579
July	4,014	3,563
August	4,967	4,470
September	6,126	5,248
October	7,438	
November	8,638	
December	9,769	
January	10,967	
February	12,182	
March	13,317	
April	13,791	
May	13,804	
June	13,809	

QUALITY

	Quantity	Base Number	Contract	AT	Region	England
% of FP17s for the same patient ID Re-attending within 3 months - Children	28	557	5.0%	11.6%	12.2%	11.6%
% of FP17s for the same patient ID Re-attending within 3 months - Adults	272	2,355	11.5%	15.1%	15.8%	15.5%
% of FP17s for the same patient ID Re-attending between 3 & 9 months - Children	340	557	61.0%	58.6%	60.3%	58.8%
% of FP17s for the same patient ID Re-attending between 3 & 9 months - Adults	1,111	2,355	47.2%	51.5%	53.5%	51.1%
% of FP17s for Band 1 Urgent Courses	197	2,678	7.4%	10.7%	9.1%	9.0%
% of FP17s Relating to Free Repair or Replacements	18	2,678	0.7%	0.9%	1.0%	0.8%
% of FP17s Relating to Continuations	31	2,678	1.2%	0.9%	1.0%	0.9%
% of Patients satisfied with the dentistry they have received	5	6	N/A	93.2%	93.6%	93.3%
% of Patients satisfied with the time they had to wait for an appointment	5	6	N/A	88.5%	89.8%	88.9%

* This is based on patients treated on this contract for their most recent course of treatment. Figures in italics indicate the base number of FP17s or Patient Questionnaire responses are less than 100. N/A is shown where the base number of responses is less than 10 during the period. % is calculated as Quantity/Base number*100

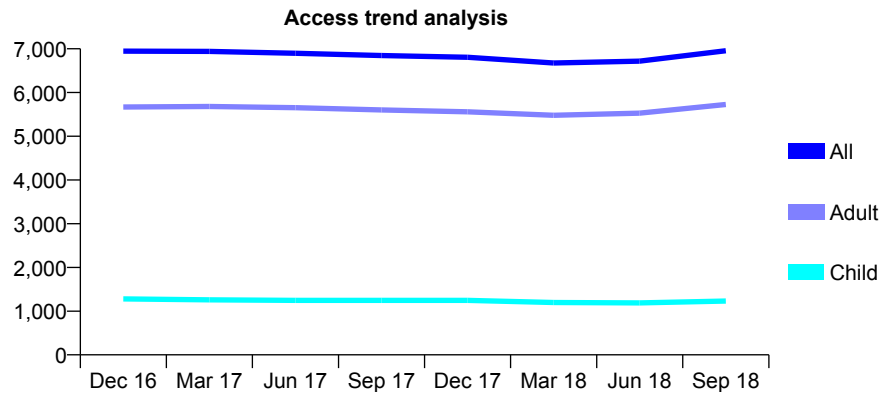
Q47 - Vital Signs At a Glance Contract Report for 165158/0001 - September 2018

Name or company name	The Haverflatts Lane Dental Pracice
Contract type name	GDS Contract
Purpose of contract	General
Contract start date	25/11/2009
Contract end date	

18/19 Contracted general activity (UDA)	21,001
Carry forward general activity (UDA)	0
18/19 Contracted orthodontic activity (UOA)	0
Carry forward orthodontic activity (UOA)	0
Baseline contract value	£552,675.50

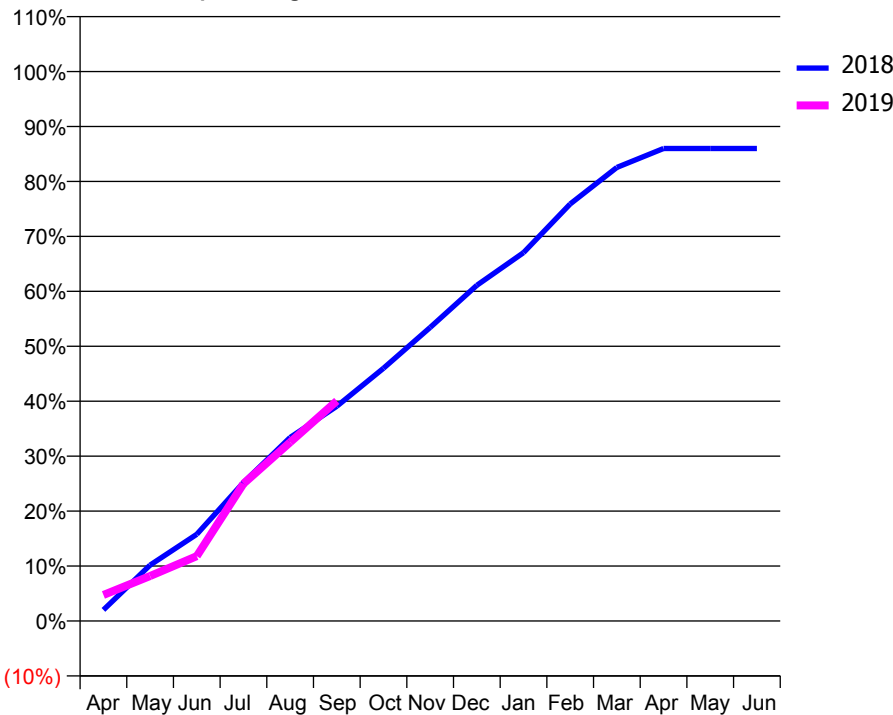
ACCESS*

Patients seen in 24 months	Total	Change since previous quarter
Quarter ending September 2017	6,847	
Quarter ending December 2017	6,806	→
Quarter ending March 2018	6,676	↓
Quarter ending June 2018	6,717	→
Quarter ending September 2018	6,956	↑
Variance since September 2017	1.6%	→



ACTIVITY

Cumulative percentage of contracted UDA delivered 2018 & 2019



Adjusted Scheduled Activity (UDA)		
Month	2018	2019
April	427	998
May	2,135	1,722
June	3,317	2,479
July	5,293	5,247
August	7,015	6,833
September	8,207	8,412
October	9,662	
November	11,220	
December	12,830	
January	14,078	
February	15,939	
March	17,334	
April	18,060	
May	18,057	
June	18,057	

QUALITY

	Quantity	Base Number	Contract	AT	Region	England
% of FP17s for the same patient ID Re-attending within 3 months - Children	42	1,033	4.1%	11.6%	12.2%	11.6%
% of FP17s for the same patient ID Re-attending within 3 months - Adults	347	3,957	8.8%	15.1%	15.8%	15.5%
% of FP17s for the same patient ID Re-attending between 3 & 9 months - Children	652	1,033	63.1%	58.6%	60.3%	58.8%
% of FP17s for the same patient ID Re-attending between 3 & 9 months - Adults	1,648	3,957	41.6%	51.5%	53.5%	51.1%
% of FP17s for Band 1 Urgent Courses	228	4,629	4.9%	10.7%	9.1%	9.0%
% of FP17s Relating to Free Repair or Replacements	30	4,629	0.6%	0.9%	1.0%	0.8%
% of FP17s Relating to Continuations	73	4,629	1.6%	0.9%	1.0%	0.9%
% of Patients satisfied with the dentistry they have received	8	9	N/A	93.2%	93.6%	93.3%
% of Patients satisfied with the time they had to wait for an appointment	8	9	N/A	88.5%	89.8%	88.9%

* This is based on patients treated on this contract for their most recent course of treatment. Figures in italics indicate the base number of FP17s or Patient Questionnaire responses are less than 100. N/A is shown where the base number of responses is less than 10 during the period. % is calculated as Quantity/Base number*100

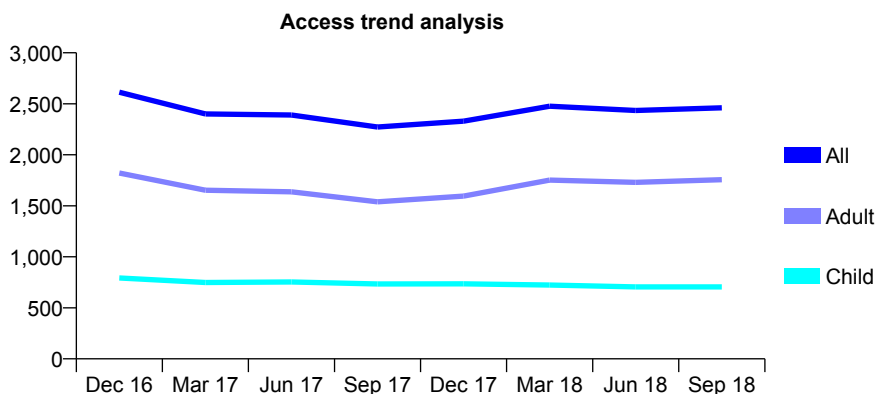
Q47 - Vital Signs At a Glance Contract Report for 166537/0001 - September 2018

Name or company name	Shaw and Dhariwal - Rishton Dental Centre
Contract type name	GDS Contract
Purpose of contract	General and Orthodontic
Contract start date	01/08/2010
Contract end date	

18/19 Contracted general activity (UDA)	6,200
Carry forward general activity (UDA)	0
18/19 Contracted orthodontic activity (UOA)	146
Carry forward orthodontic activity (UOA)	0
Baseline contract value	£202,790.93

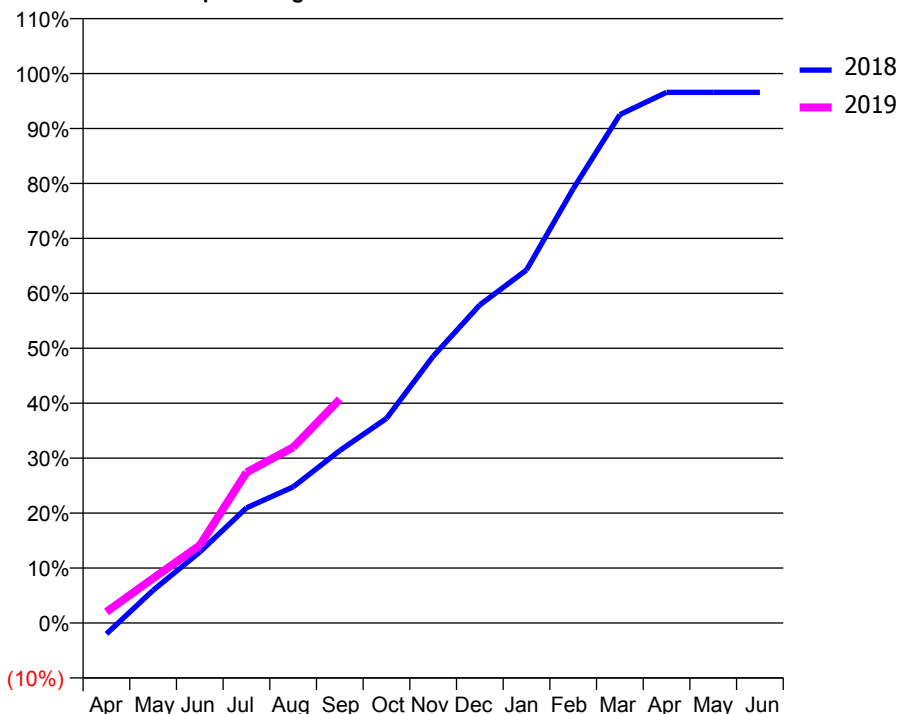
ACCESS*

Patients seen in 24 months	Total	Change since previous quarter
Quarter ending September 2017	2,273	
Quarter ending December 2017	2,330	↑
Quarter ending March 2018	2,476	↑
Quarter ending June 2018	2,435	↓
Quarter ending September 2018	2,461	→
Variance since September 2017	8.3%	↑



ACTIVITY

Cumulative percentage of contracted UDA delivered 2018 & 2019



Adjusted Scheduled Activity (UDA)

Month	2018	2019
April	-124	126
May	370	505
June	801	876
July	1,299	1,699
August	1,535	1,982
September	1,946	2,525
October	2,309	
November	3,010	
December	3,590	
January	3,984	
February	4,899	
March	5,736	
April	5,988	
May	5,988	
June	5,988	

QUALITY

	Quantity	Base Number	Contract	AT	Region	England
% of FP17s for the same patient ID Re-attending within 3 months - Children	19	492	3.9%	11.6%	12.2%	11.6%
% of FP17s for the same patient ID Re-attending within 3 months - Adults	98	1,065	9.2%	15.1%	15.8%	15.5%
% of FP17s for the same patient ID Re-attending between 3 & 9 months - Children	325	492	66.1%	58.6%	60.3%	58.8%
% of FP17s for the same patient ID Re-attending between 3 & 9 months - Adults	505	1,065	47.4%	51.5%	53.5%	51.1%
% of FP17s for Band 1 Urgent Courses	134	1,455	9.2%	10.7%	9.1%	9.0%
% of FP17s Relating to Free Repair or Replacements	6	1,455	0.4%	0.9%	1.0%	0.8%
% of FP17s Relating to Continuations	9	1,455	0.6%	0.9%	1.0%	0.9%
% of Patients satisfied with the dentistry they have received	0	0	N/A	93.2%	93.6%	93.3%
% of Patients satisfied with the time they had to wait for an appointment	0	0	N/A	88.5%	89.8%	88.9%

* This is based on patients treated on this contract for their most recent course of treatment. Figures in italics indicate the base number of FP17s or Patient Questionnaire responses are less than 100. N/A is shown where the base number of responses is less than 10 during the period. % is calculated as Quantity/Base number*100

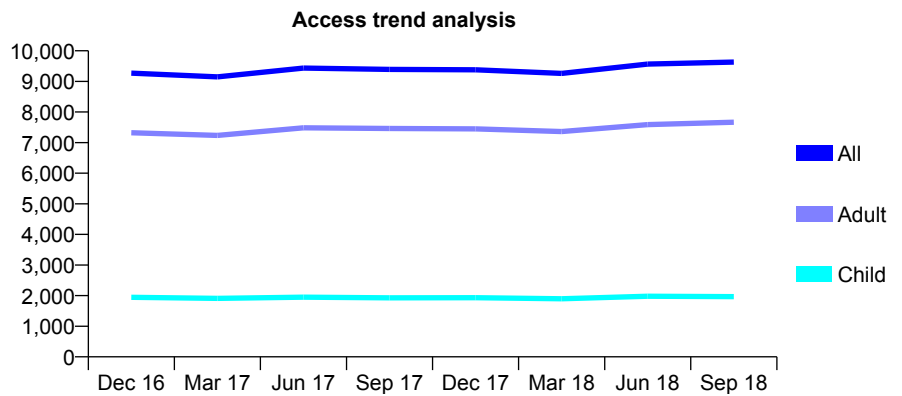
Q47 - Vital Signs At a Glance Contract Report for 167339/0001 - September 2018

Name or company name	St Annes Dental Clinic Ltd
Contract type name	GDS Contract
Purpose of contract	General
Contract start date	06/04/2013
Contract end date	

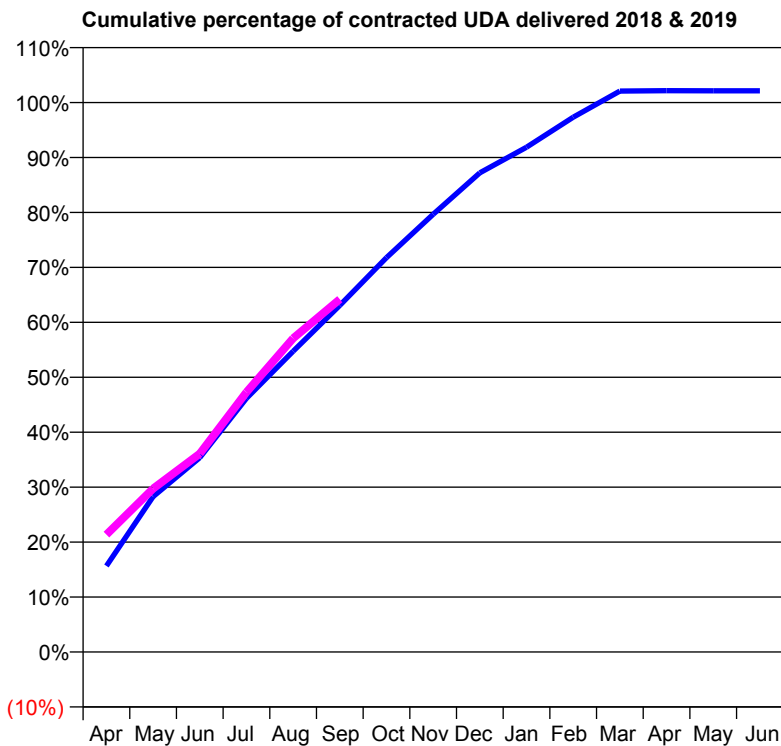
18/19 Contracted general activity (UDA)	27,421
Carry forward general activity (UDA)	0
18/19 Contracted orthodontic activity (UOA)	0
Carry forward orthodontic activity (UOA)	0
Baseline contract value	£875,950.02

ACCESS*

Patients seen in 24 months	Total	Change since previous quarter
Quarter ending September 2017	9,394	
Quarter ending December 2017	9,379	→
Quarter ending March 2018	9,260	↓
Quarter ending June 2018	9,566	↑
Quarter ending September 2018	9,633	→
Variance since September 2017	2.5%	↑



ACTIVITY



Month	Adjusted Scheduled Activity (UDA)	
	2018	2019
April	4,295	5,857
May	7,756	8,152
June	9,700	9,899
July	12,661	12,967
August	15,006	15,656
September	17,299	17,602
October	19,682	
November	21,842	
December	23,914	
January	25,188	
February	26,689	
March	27,990	
April	28,010	
May	28,007	
June	28,007	

QUALITY

	Quantity	Base Number	Contract	AT	Region	England
% of FP17s for the same patient ID Re-attending within 3 months - Children	112	1,732	6.5%	11.6%	12.2%	11.6%
% of FP17s for the same patient ID Re-attending within 3 months - Adults	817	6,448	12.7%	15.1%	15.8%	15.5%
% of FP17s for the same patient ID Re-attending between 3 & 9 months - Children	992	1,732	57.3%	58.6%	60.3%	58.8%
% of FP17s for the same patient ID Re-attending between 3 & 9 months - Adults	3,374	6,448	52.3%	51.5%	53.5%	51.1%
% of FP17s for Band 1 Urgent Courses	514	8,187	6.3%	10.7%	9.1%	9.0%
% of FP17s Relating to Free Repair or Replacements	63	8,187	0.8%	0.9%	1.0%	0.8%
% of FP17s Relating to Continuations	79	8,187	1.0%	0.9%	1.0%	0.9%
% of Patients satisfied with the dentistry they have received	6	6	N/A	93.2%	93.6%	93.3%
% of Patients satisfied with the time they had to wait for an appointment	6	6	N/A	88.5%	89.8%	88.9%

* This is based on patients treated on this contract for their most recent course of treatment. Figures in italics indicate the base number of FP17s or Patient Questionnaire responses are less than 100. N/A is shown where the base number of responses is less than 10 during the period. % is calculated as Quantity/Base number*100

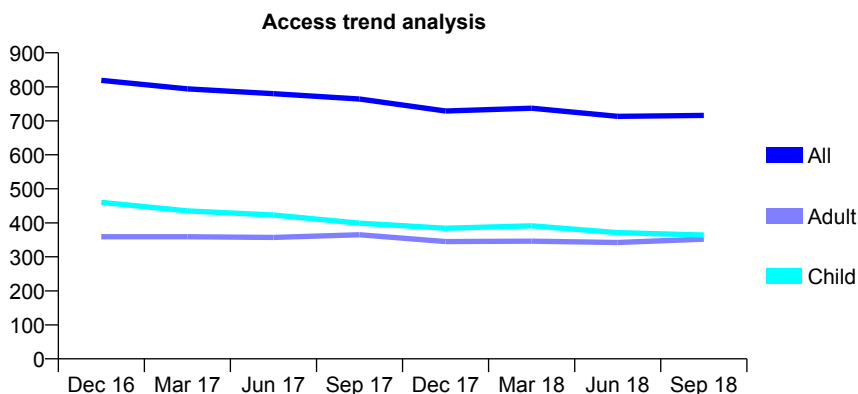
Q47 - Vital Signs At a Glance Contract Report for 167711/0001 - September 2018

Name or company name	Bridge Dental Practice
Contract type name	GDS Contract
Purpose of contract	General and Orthodontic
Contract start date	01/09/2014
Contract end date	

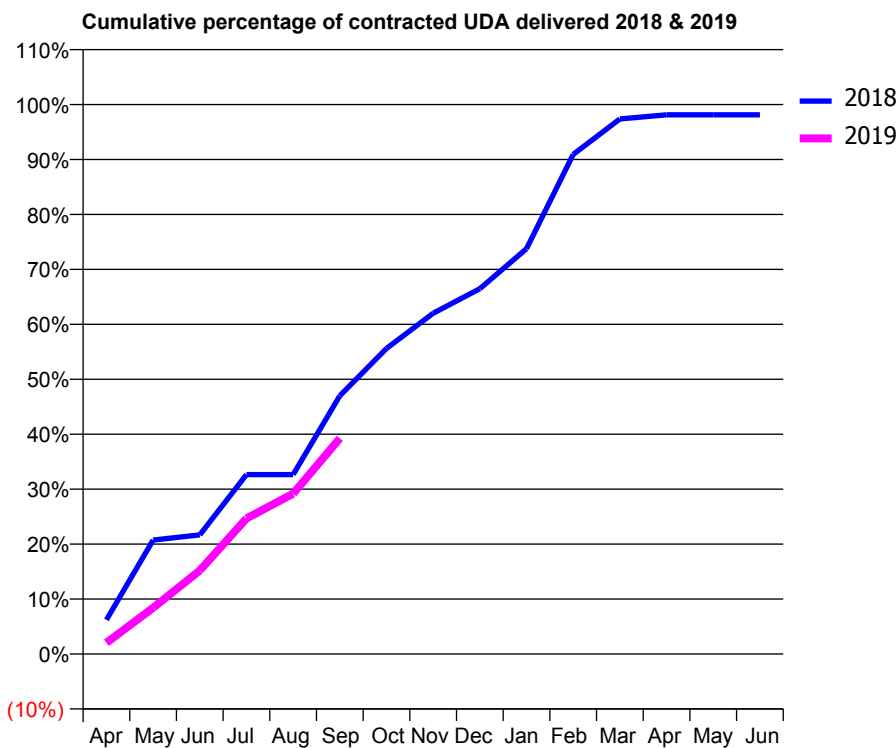
18/19 Contracted general activity (UDA)	2,000
Carry forward general activity (UDA)	0
18/19 Contracted orthodontic activity (UOA)	617
Carry forward orthodontic activity (UOA)	0
Baseline contract value	£81,809.31

ACCESS*

Patients seen in 24 months	Total	Change since previous quarter
Quarter ending September 2017	764	
Quarter ending December 2017	729	↓
Quarter ending March 2018	737	→
Quarter ending June 2018	713	↓
Quarter ending September 2018	716	→
Variance since September 2017	(6.3%)	↓



ACTIVITY



Adjusted Scheduled Activity (UDA)		
Month	2018	2019
April	125	41
May	415	168
June	434	304
July	653	493
August	653	584
September	940	785
October	1,112	
November	1,240	
December	1,330	
January	1,475	
February	1,818	
March	1,947	
April	1,962	
May	1,962	
June	1,962	

QUALITY

	Quantity	Base Number	Contract	AT	Region	England
% of FP17s for the same patient ID Re-attending within 3 months - Children	48	292	16.4%	11.6%	12.2%	11.6%
% of FP17s for the same patient ID Re-attending within 3 months - Adults	39	215	18.1%	15.1%	15.8%	15.5%
% of FP17s for the same patient ID Re-attending between 3 & 9 months - Children	135	292	46.2%	58.6%	60.3%	58.8%
% of FP17s for the same patient ID Re-attending between 3 & 9 months - Adults	93	215	43.3%	51.5%	53.5%	51.1%
% of FP17s for Band 1 Urgent Courses	47	456	10.3%	10.7%	9.1%	9.0%
% of FP17s Relating to Free Repair or Replacements	0	456	0.0%	0.9%	1.0%	0.8%
% of FP17s Relating to Continuations	1	456	0.2%	0.9%	1.0%	0.9%
% of Patients satisfied with the dentistry they have received	0	1	N/A	93.2%	93.6%	93.3%
% of Patients satisfied with the time they had to wait for an appointment	1	1	N/A	88.5%	89.8%	88.9%

* This is based on patients treated on this contract for their most recent course of treatment. Figures in italics indicate the base number of FP17s or Patient Questionnaire responses are less than 100. N/A is shown where the base number of responses is less than 10 during the period. % is calculated as Quantity/Base number*100

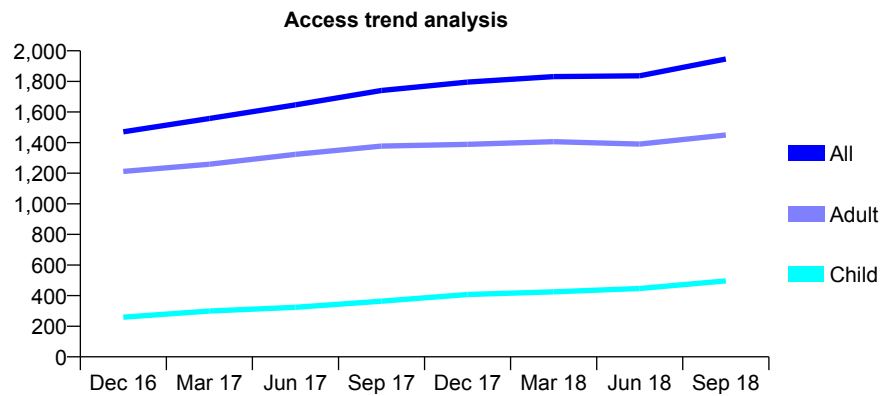
Q47 - Vital Signs At a Glance Contract Report for 168416/0001 - September 2018

Name or company name	Nelson Centre Dental Practice
Contract type name	GDS Contract
Purpose of contract	General
Contract start date	01/04/2013
Contract end date	

18/19 Contracted general activity (UDA)	5,750
Carry forward general activity (UDA)	0
18/19 Contracted orthodontic activity (UOA)	0
Carry forward orthodontic activity (UOA)	0
Baseline contract value	£187,484.54

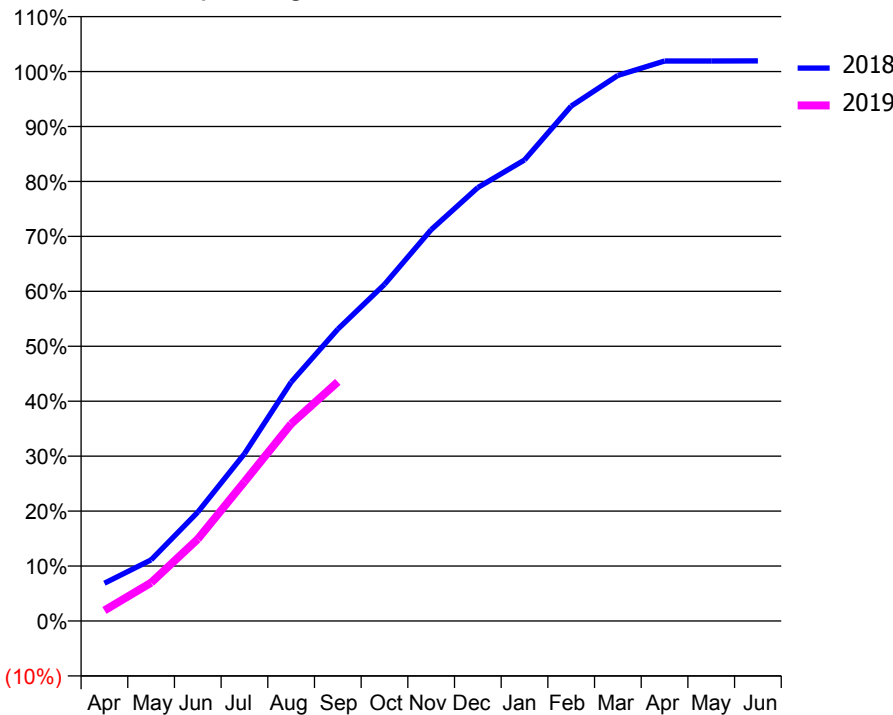
ACCESS*

Patients seen in 24 months	Total	Change since previous quarter
Quarter ending September 2017	1,741	
Quarter ending December 2017	1,796	↑
Quarter ending March 2018	1,831	→
Quarter ending June 2018	1,837	→
Quarter ending September 2018	1,946	↑
Variance since September 2017	11.8%	↑



ACTIVITY

Cumulative percentage of contracted UDA delivered 2018 & 2019



Month	Adjusted Scheduled Activity (UDA)	
	2018	2019
April	396	112
May	640	401
June	1,140	857
July	1,750	1,457
August	2,499	2,063
September	3,053	2,502
October	3,522	
November	4,095	
December	4,535	
January	4,825	
February	5,388	
March	5,709	
April	5,860	
May	5,860	
June	5,861	

QUALITY

	Quantity	Base Number	Contract	AT	Region	England
% of FP17s for the same patient ID Re-attending within 3 months - Children	37	476	7.8%	11.6%	12.2%	11.6%
% of FP17s for the same patient ID Re-attending within 3 months - Adults	128	562	22.8%	15.1%	15.8%	15.5%
% of FP17s for the same patient ID Re-attending between 3 & 9 months - Children	242	476	50.8%	58.6%	60.3%	58.8%
% of FP17s for the same patient ID Re-attending between 3 & 9 months - Adults	187	562	33.3%	51.5%	53.5%	51.1%
% of FP17s for Band 1 Urgent Courses	152	984	15.4%	10.7%	9.1%	9.0%
% of FP17s Relating to Free Repair or Replacements	8	984	0.8%	0.9%	1.0%	0.8%
% of FP17s Relating to Continuations	3	984	0.3%	0.9%	1.0%	0.9%
% of Patients satisfied with the dentistry they have received	2	2	N/A	93.2%	93.6%	93.3%
% of Patients satisfied with the time they had to wait for an appointment	2	2	N/A	88.5%	89.8%	88.9%

* This is based on patients treated on this contract for their most recent course of treatment. Figures in italics indicate the base number of FP17s or Patient Questionnaire responses are less than 100. N/A is shown where the base number of responses is less than 10 during the period. % is calculated as Quantity/Base number*100

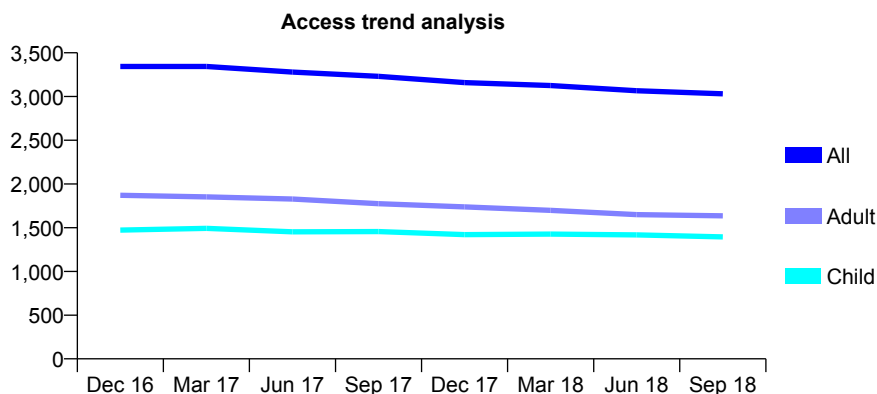
Q47 - Vital Signs At a Glance Contract Report for 168467/0001 - September 2018

Name or company name	Schofield & Pickup
Contract type name	GDS Contract
Purpose of contract	General
Contract start date	22/10/2012
Contract end date	

18/19 Contracted general activity (UDA)	9,500
Carry forward general activity (UDA)	0
18/19 Contracted orthodontic activity (UOA)	0
Carry forward orthodontic activity (UOA)	0
Baseline contract value	£256,407.10

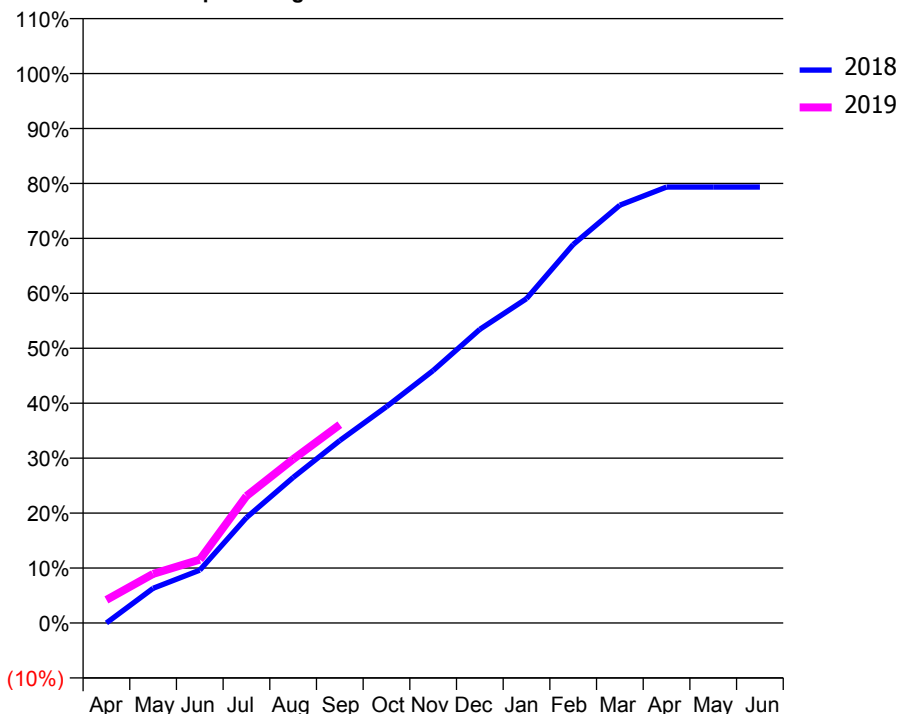
ACCESS*

Patients seen in 24 months	Total	Change since previous quarter
Quarter ending September 2017	3,231	
Quarter ending December 2017	3,159	↓
Quarter ending March 2018	3,125	↓
Quarter ending June 2018	3,066	↓
Quarter ending September 2018	3,031	↓
Variance since September 2017	(6.2%)	↓



ACTIVITY

Cumulative percentage of contracted UDA delivered 2018 & 2019



Month	Adjusted Scheduled Activity (UDA)	
	2018	2019
April	0	400
May	600	849
June	913	1,096
July	1,822	2,195
August	2,516	2,833
September	3,155	3,430
October	3,740	
November	4,364	
December	5,077	
January	5,609	
February	6,544	
March	7,225	
April	7,538	
May	7,537	
June	7,537	

QUALITY

	Quantity	Base Number	Contract	AT	Region	England
% of FP17s for the same patient ID Re-attending within 3 months - Children	136	1,240	11.0%	11.6%	12.2%	11.6%
% of FP17s for the same patient ID Re-attending within 3 months - Adults	177	1,188	14.9%	15.1%	15.8%	15.5%
% of FP17s for the same patient ID Re-attending between 3 & 9 months - Children	739	1,240	59.6%	58.6%	60.3%	58.8%
% of FP17s for the same patient ID Re-attending between 3 & 9 months - Adults	735	1,188	61.9%	51.5%	53.5%	51.1%
% of FP17s for Band 1 Urgent Courses	101	2,236	4.5%	10.7%	9.1%	9.0%
% of FP17s Relating to Free Repair or Replacements	23	2,236	1.0%	0.9%	1.0%	0.8%
% of FP17s Relating to Continuations	0	2,236	0.0%	0.9%	1.0%	0.9%
% of Patients satisfied with the dentistry they have received	8	8	N/A	93.2%	93.6%	93.3%
% of Patients satisfied with the time they had to wait for an appointment	7	8	N/A	88.5%	89.8%	88.9%

* This is based on patients treated on this contract for their most recent course of treatment. Figures in italics indicate the base number of FP17s or Patient Questionnaire responses are less than 100. N/A is shown where the base number of responses is less than 10 during the period. % is calculated as Quantity/Base number*100

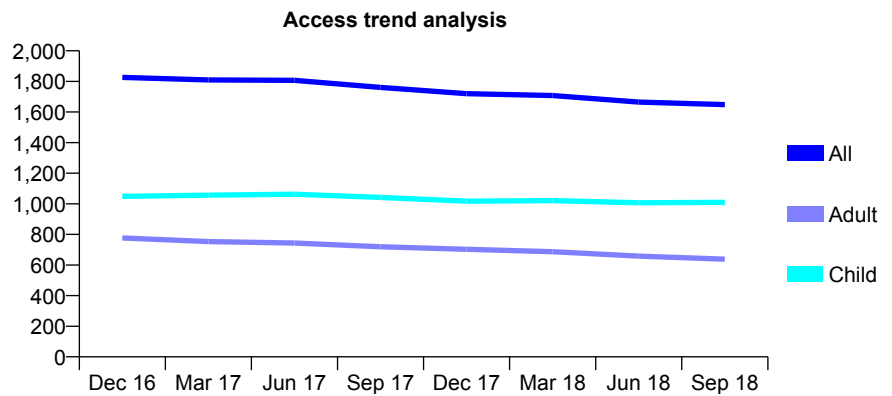
Q47 - Vital Signs At a Glance Contract Report for 171859/0004 - September 2018

Name or company name	Oak Dental Care Limited
Contract type name	GDS Contract
Purpose of contract	General and Orthodontic
Contract start date	01/04/2009
Contract end date	

18/19 Contracted general activity (UDA)	4,600
Carry forward general activity (UDA)	0
18/19 Contracted orthodontic activity (UOA)	1,000
Carry forward orthodontic activity (UOA)	0
Baseline contract value	£202,004.36

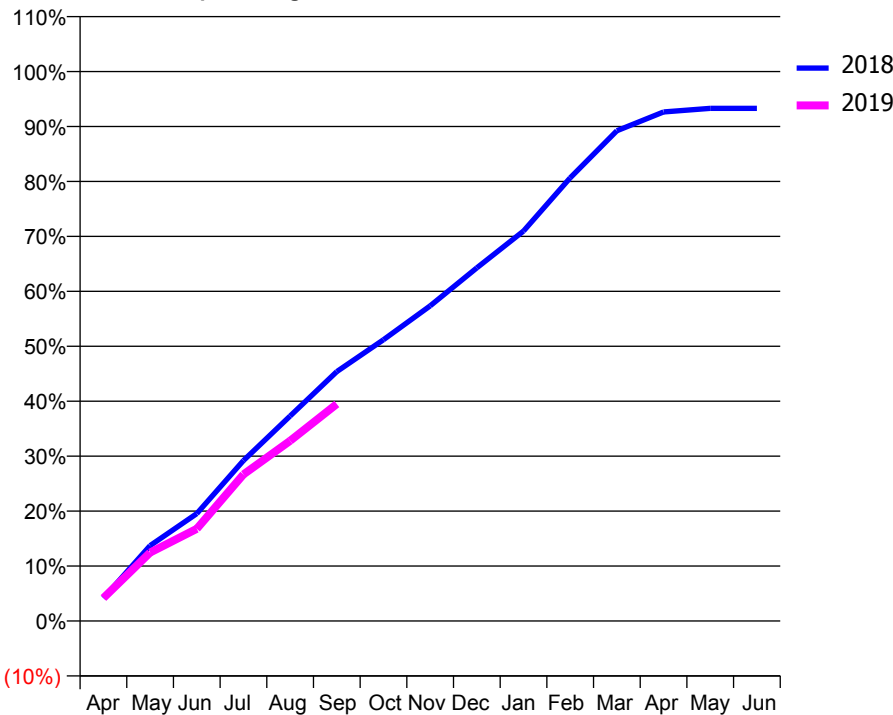
ACCESS*

Patients seen in 24 months	Total	Change since previous quarter
Quarter ending September 2017	1,761	
Quarter ending December 2017	1,720	↓
Quarter ending March 2018	1,708	→
Quarter ending June 2018	1,665	↓
Quarter ending September 2018	1,648	↓
Variance since September 2017	(6.4%)	↓



ACTIVITY

Cumulative percentage of contracted UDA delivered 2018 & 2019



Month	Adjusted Scheduled Activity (UDA)	
	2018	2019
April	191	193
May	631	573
June	899	771
July	1,343	1,227
August	1,716	1,509
September	2,088	1,817
October	2,355	
November	2,638	
December	2,957	
January	3,264	
February	3,710	
March	4,104	
April	4,261	
May	4,291	
June	4,291	

QUALITY

	Quantity	Base Number	Contract	AT	Region	England
% of FP17s for the same patient ID Re-attending within 3 months - Children	57	676	8.4%	11.6%	12.2%	11.6%
% of FP17s for the same patient ID Re-attending within 3 months - Adults	62	318	19.5%	15.1%	15.8%	15.5%
% of FP17s for the same patient ID Re-attending between 3 & 9 months - Children	384	676	56.8%	58.6%	60.3%	58.8%
% of FP17s for the same patient ID Re-attending between 3 & 9 months - Adults	125	318	39.3%	51.5%	53.5%	51.1%
% of FP17s for Band 1 Urgent Courses	53	902	5.9%	10.7%	9.1%	9.0%
% of FP17s Relating to Free Repair or Replacements	1	902	0.1%	0.9%	1.0%	0.8%
% of FP17s Relating to Continuations	13	902	1.4%	0.9%	1.0%	0.9%
% of Patients satisfied with the dentistry they have received	1	1	N/A	93.2%	93.6%	93.3%
% of Patients satisfied with the time they had to wait for an appointment	1	1	N/A	88.5%	89.8%	88.9%

* This is based on patients treated on this contract for their most recent course of treatment. Figures in italics indicate the base number of FP17s or Patient Questionnaire responses are less than 100. N/A is shown where the base number of responses is less than 10 during the period. % is calculated as Quantity/Base number*100

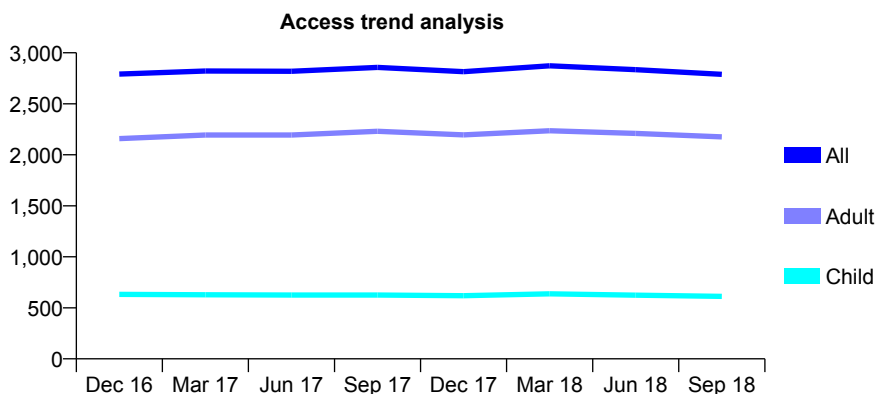
Q47 - Vital Signs At a Glance Contract Report for 175161/0001 - September 2018

Name or company name	Arena Dental Care Partnership
Contract type name	GDS Contract
Purpose of contract	General
Contract start date	01/04/2015
Contract end date	

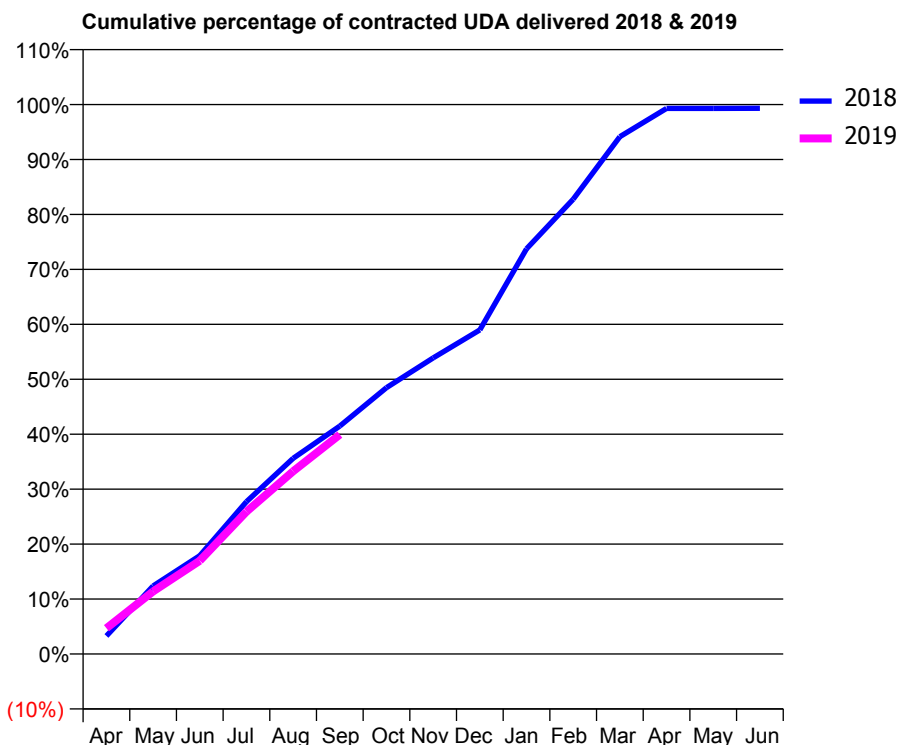
18/19 Contracted general activity (UDA)	10,034
Carry forward general activity (UDA)	0
18/19 Contracted orthodontic activity (UOA)	0
Carry forward orthodontic activity (UOA)	0
Baseline contract value	£247,288.56

ACCESS*

Patients seen in 24 months	Total	Change since previous quarter
Quarter ending September 2017	2,857	
Quarter ending December 2017	2,815	↓
Quarter ending March 2018	2,873	↑
Quarter ending June 2018	2,834	↓
Quarter ending September 2018	2,789	↓
Variance since September 2017	(2.4%)	↓



ACTIVITY



Month	Adjusted Scheduled Activity (UDA)	
	2018	2019
April	329	472
May	1,242	1,143
June	1,795	1,704
July	2,782	2,600
August	3,574	3,337
September	4,162	4,006
October	4,865	
November	5,407	
December	5,919	
January	7,398	
February	8,303	
March	9,446	
April	9,963	
May	9,963	
June	9,966	

QUALITY

	Quantity	Base Number	Contract	AT	Region	England
% of FP17s for the same patient ID Re-attending within 3 months - Children	43	449	9.6%	11.6%	12.2%	11.6%
% of FP17s for the same patient ID Re-attending within 3 months - Adults	273	1,616	16.9%	15.1%	15.8%	15.5%
% of FP17s for the same patient ID Re-attending between 3 & 9 months - Children	284	449	63.3%	58.6%	60.3%	58.8%
% of FP17s for the same patient ID Re-attending between 3 & 9 months - Adults	1,036	1,616	64.1%	51.5%	53.5%	51.1%
% of FP17s for Band 1 Urgent Courses	125	1,891	6.6%	10.7%	9.1%	9.0%
% of FP17s Relating to Free Repair or Replacements	31	1,891	1.6%	0.9%	1.0%	0.8%
% of FP17s Relating to Continuations	31	1,891	1.6%	0.9%	1.0%	0.9%
% of Patients satisfied with the dentistry they have received	2	2	N/A	93.2%	93.6%	93.3%
% of Patients satisfied with the time they had to wait for an appointment	2	2	N/A	88.5%	89.8%	88.9%

* This is based on patients treated on this contract for their most recent course of treatment. Figures in italics indicate the base number of FP17s or Patient Questionnaire responses are less than 100. N/A is shown where the base number of responses is less than 10 during the period. % is calculated as Quantity/Base number*100

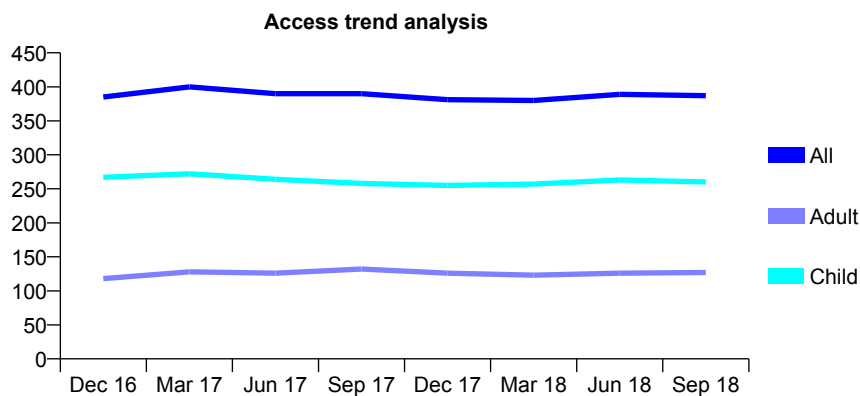
Q47 - Vital Signs At a Glance Contract Report for 176788/0001 - September 2018

Name or company name	Parbold Dental Practice
Contract type name	GDS Contract
Purpose of contract	General
Contract start date	01/04/2012
Contract end date	

18/19 Contracted general activity (UDA)	950
Carry forward general activity (UDA)	0
18/19 Contracted orthodontic activity (UOA)	0
Carry forward orthodontic activity (UOA)	0
Baseline contract value	£23,882.45

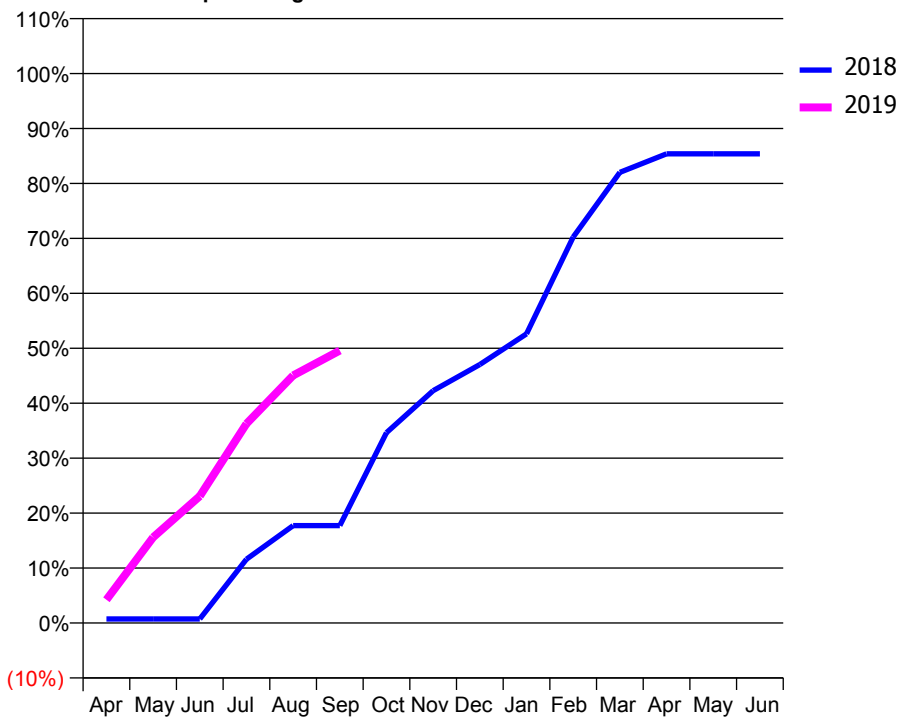
ACCESS*

Patients seen in 24 months	Total	Change since previous quarter
Quarter ending September 2017	390	
Quarter ending December 2017	381	↓
Quarter ending March 2018	380	→
Quarter ending June 2018	389	↑
Quarter ending September 2018	387	→
Variance since September 2017	(0.8%)	→



ACTIVITY

Cumulative percentage of contracted UDA delivered 2018 & 2019



Adjusted Scheduled Activity (UDA)

Month	2018	2019
April	7	40
May	7	148
June	7	219
July	110	345
August	168	428
September	168	471
October	329	
November	402	
December	447	
January	500	
February	667	
March	779	
April	811	
May	811	
June	811	

QUALITY

	Quantity	Base Number	Contract	AT	Region	England
% of FP17s for the same patient ID Re-attending within 3 months - Children	32	230	13.9%	11.6%	12.2%	11.6%
% of FP17s for the same patient ID Re-attending within 3 months - Adults	7	70	10.0%	15.1%	15.8%	15.5%
% of FP17s for the same patient ID Re-attending between 3 & 9 months - Children	146	230	63.5%	58.6%	60.3%	58.8%
% of FP17s for the same patient ID Re-attending between 3 & 9 months - Adults	39	70	55.7%	51.5%	53.5%	51.1%
% of FP17s for Band 1 Urgent Courses	15	278	5.4%	10.7%	9.1%	9.0%
% of FP17s Relating to Free Repair or Replacements	1	278	0.4%	0.9%	1.0%	0.8%
% of FP17s Relating to Continuations	0	278	0.0%	0.9%	1.0%	0.9%
% of Patients satisfied with the dentistry they have received	0	0	N/A	93.2%	93.6%	93.3%
% of Patients satisfied with the time they had to wait for an appointment	0	0	N/A	88.5%	89.8%	88.9%

* This is based on patients treated on this contract for their most recent course of treatment. Figures in italics indicate the base number of FP17s or Patient Questionnaire responses are less than 100. N/A is shown where the base number of responses is less than 10 during the period. % is calculated as Quantity/Base number*100

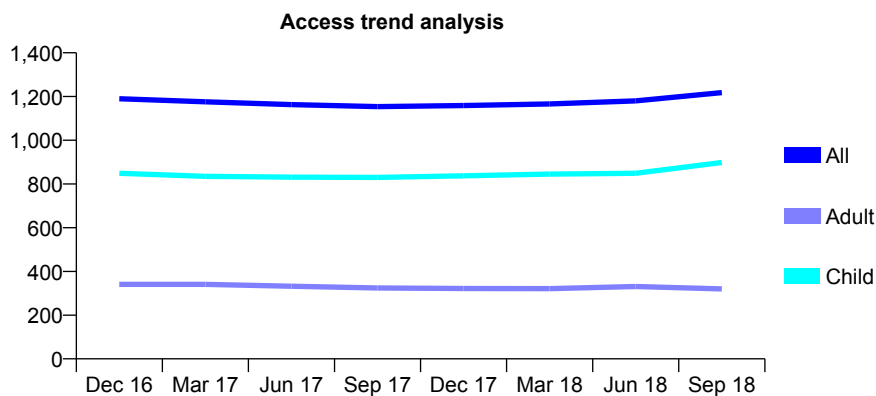
Q47 - Vital Signs At a Glance Contract Report for 177539/0001 - September 2018

Name or company name	Bank View Smile Studios
Contract type name	GDS Contract
Purpose of contract	General
Contract start date	01/02/2010
Contract end date	

18/19 Contracted general activity (UDA)	4,177
Carry forward general activity (UDA)	0
18/19 Contracted orthodontic activity (UOA)	0
Carry forward orthodontic activity (UOA)	0
Baseline contract value	£99,609.11

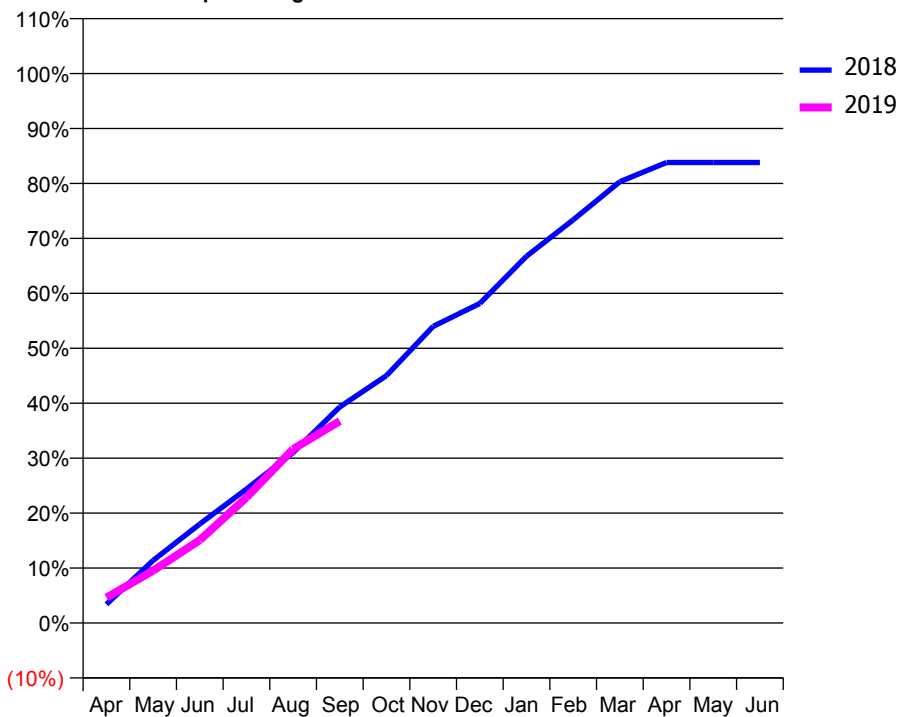
ACCESS*

Patients seen in 24 months	Total	Change since previous quarter
Quarter ending September 2017	1,154	
Quarter ending December 2017	1,159	→
Quarter ending March 2018	1,166	→
Quarter ending June 2018	1,180	→
Quarter ending September 2018	1,218	↑
Variance since September 2017	5.5%	↑



ACTIVITY

Cumulative percentage of contracted UDA delivered 2018 & 2019



Adjusted Scheduled Activity (UDA)

Month	2018	2019
April	142	194
May	476	398
June	752	630
July	1,018	955
August	1,296	1,322
September	1,643	1,535
October	1,880	
November	2,254	
December	2,429	
January	2,788	
February	3,064	
March	3,355	
April	3,500	
May	3,500	
June	3,500	

QUALITY

	Quantity	Base Number	Contract	AT	Region	England
% of FP17s for the same patient ID Re-attending within 3 months - Children	173	973	17.8%	11.6%	12.2%	11.6%
% of FP17s for the same patient ID Re-attending within 3 months - Adults	16	196	8.2%	15.1%	15.8%	15.5%
% of FP17s for the same patient ID Re-attending between 3 & 9 months - Children	601	973	61.8%	58.6%	60.3%	58.8%
% of FP17s for the same patient ID Re-attending between 3 & 9 months - Adults	143	196	73.0%	51.5%	53.5%	51.1%
% of FP17s for Band 1 Urgent Courses	35	1,085	3.2%	10.7%	9.1%	9.0%
% of FP17s Relating to Free Repair or Replacements	0	1,085	0.0%	0.9%	1.0%	0.8%
% of FP17s Relating to Continuations	0	1,085	0.0%	0.9%	1.0%	0.9%
% of Patients satisfied with the dentistry they have received	2	2	N/A	93.2%	93.6%	93.3%
% of Patients satisfied with the time they had to wait for an appointment	2	2	N/A	88.5%	89.8%	88.9%

* This is based on patients treated on this contract for their most recent course of treatment. Figures in italics indicate the base number of FP17s or Patient Questionnaire responses are less than 100. N/A is shown where the base number of responses is less than 10 during the period. % is calculated as Quantity/Base number*100

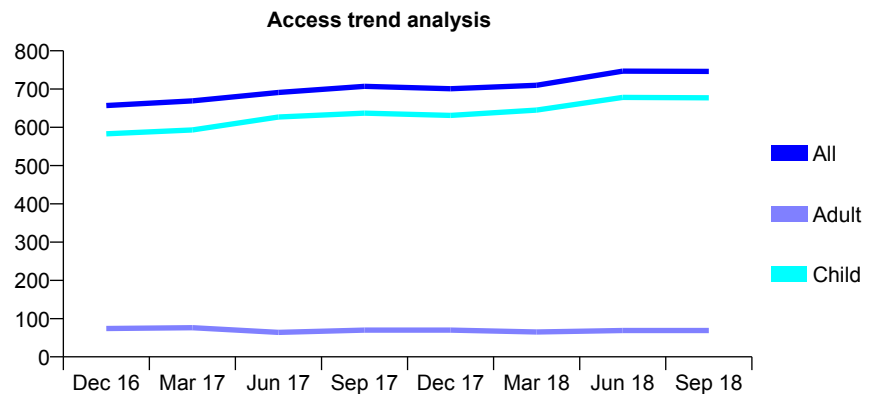
Q47 - Vital Signs At a Glance Contract Report for 177709/0001 - September 2018

Name or company name	Green Dental Partnership
Contract type name	GDS Contract
Purpose of contract	General and Orthodontic
Contract start date	01/04/2013
Contract end date	

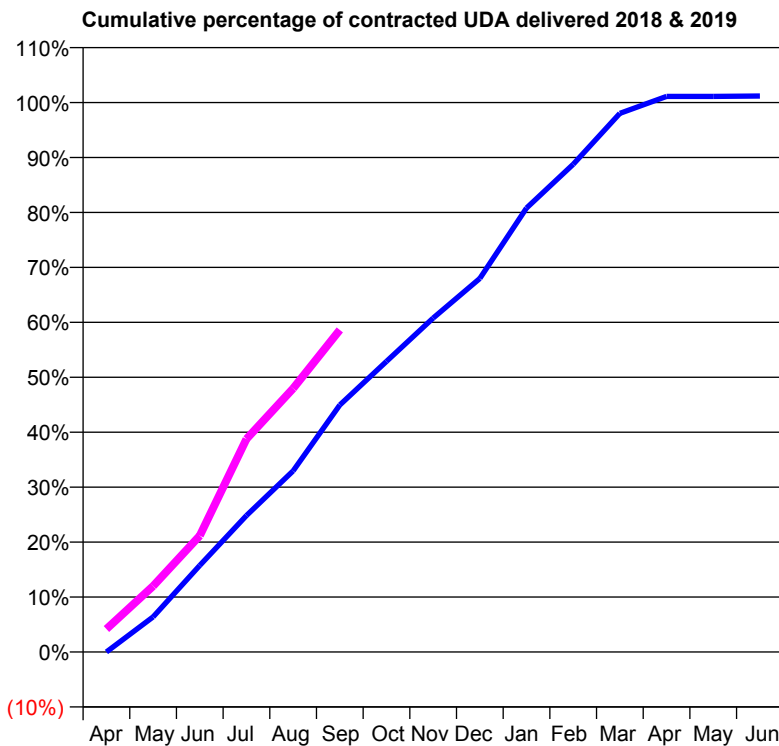
18/19 Contracted general activity (UDA)	1,466
Carry forward general activity (UDA)	0
18/19 Contracted orthodontic activity (UOA)	94
Carry forward orthodontic activity (UOA)	0
Baseline contract value	£37,388.23

ACCESS*

Patients seen in 24 months	Total	Change since previous quarter
Quarter ending September 2017	707	
Quarter ending December 2017	701	→
Quarter ending March 2018	710	→
Quarter ending June 2018	747	↑
Quarter ending September 2018	746	→
Variance since September 2017	5.5%	↑



ACTIVITY



Month	Adjusted Scheduled Activity (UDA)	
	2018	2019
April	0	61
May	94	176
June	231	310
July	364	568
August	483	703
September	659	859
October	775	
November	891	
December	997	
January	1,184	
February	1,301	
March	1,437	
April	1,482	
May	1,482	
June	1,483	

QUALITY

	Quantity	Base Number	Contract	AT	Region	England
% of FP17s for the same patient ID Re-attending within 3 months - Children	76	792	9.6%	11.6%	12.2%	11.6%
% of FP17s for the same patient ID Re-attending within 3 months - Adults	0	0	N/A	15.1%	15.8%	15.5%
% of FP17s for the same patient ID Re-attending between 3 & 9 months - Children	542	792	68.4%	58.6%	60.3%	58.8%
% of FP17s for the same patient ID Re-attending between 3 & 9 months - Adults	0	0	N/A	51.5%	53.5%	51.1%
% of FP17s for Band 1 Urgent Courses	28	681	4.1%	10.7%	9.1%	9.0%
% of FP17s Relating to Free Repair or Replacements	0	681	0.0%	0.9%	1.0%	0.8%
% of FP17s Relating to Continuations	0	681	0.0%	0.9%	1.0%	0.9%
% of Patients satisfied with the dentistry they have received	0	0	N/A	93.2%	93.6%	93.3%
% of Patients satisfied with the time they had to wait for an appointment	0	0	N/A	88.5%	89.8%	88.9%

* This is based on patients treated on this contract for their most recent course of treatment. Figures in italics indicate the base number of FP17s or Patient Questionnaire responses are less than 100. N/A is shown where the base number of responses is less than 10 during the period. % is calculated as Quantity/Base number*100

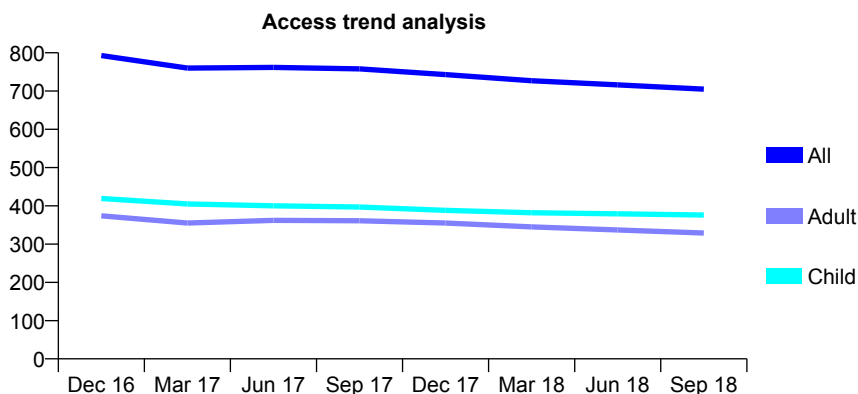
Q47 - Vital Signs At a Glance Contract Report for 181838/0001 - September 2018

Name or company name	Mansion House Dental Practice
Contract type name	GDS Contract
Purpose of contract	General
Contract start date	01/12/2014
Contract end date	

18/19 Contracted general activity (UDA)	2,250
Carry forward general activity (UDA)	0
18/19 Contracted orthodontic activity (UOA)	0
Carry forward orthodontic activity (UOA)	0
Baseline contract value	£63,238.37

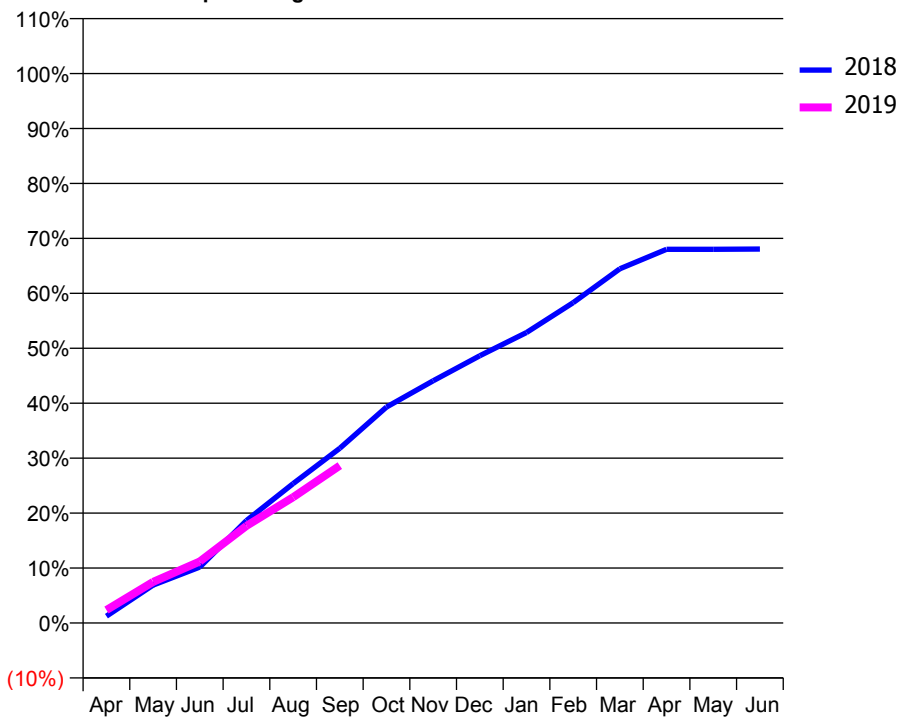
ACCESS*

Patients seen in 24 months	Total	Change since previous quarter
Quarter ending September 2017	758	
Quarter ending December 2017	743	↓
Quarter ending March 2018	727	↓
Quarter ending June 2018	716	↓
Quarter ending September 2018	705	↓
Variance since September 2017	(7.0%)	↓



ACTIVITY

Cumulative percentage of contracted UDA delivered 2018 & 2019



Adjusted Scheduled Activity (UDA)

Month	2018	2019
April	28	53
May	155	168
June	229	252
July	419	398
August	571	515
September	716	645
October	884	
November	992	
December	1,094	
January	1,190	
February	1,312	
March	1,450	
April	1,530	
May	1,530	
June	1,531	

QUALITY

	Quantity	Base Number	Contract	AT	Region	England
% of FP17s for the same patient ID Re-attending within 3 months - Children	21	313	6.7%	11.6%	12.2%	11.6%
% of FP17s for the same patient ID Re-attending within 3 months - Adults	29	185	15.7%	15.1%	15.8%	15.5%
% of FP17s for the same patient ID Re-attending between 3 & 9 months - Children	201	313	64.2%	58.6%	60.3%	58.8%
% of FP17s for the same patient ID Re-attending between 3 & 9 months - Adults	95	185	51.4%	51.5%	53.5%	51.1%
% of FP17s for Band 1 Urgent Courses	18	454	4.0%	10.7%	9.1%	9.0%
% of FP17s Relating to Free Repair or Replacements	1	454	0.2%	0.9%	1.0%	0.8%
% of FP17s Relating to Continuations	4	454	0.9%	0.9%	1.0%	0.9%
% of Patients satisfied with the dentistry they have received	0	0	N/A	93.2%	93.6%	93.3%
% of Patients satisfied with the time they had to wait for an appointment	0	0	N/A	88.5%	89.8%	88.9%

* This is based on patients treated on this contract for their most recent course of treatment. Figures in italics indicate the base number of FP17s or Patient Questionnaire responses are less than 100. N/A is shown where the base number of responses is less than 10 during the period. % is calculated as Quantity/Base number*100

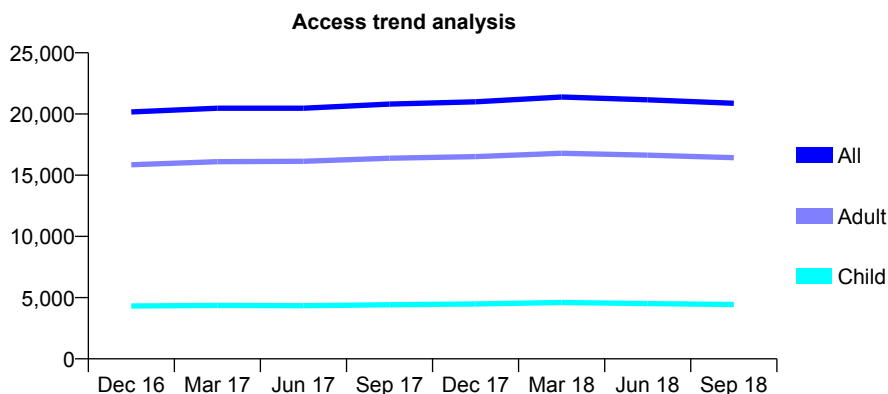
Q47 - Vital Signs At a Glance Contract Report for 182265/0001 - September 2018

Name or company name	King Street Dental Surgery
Contract type name	GDS Contract
Purpose of contract	General
Contract start date	01/04/2009
Contract end date	

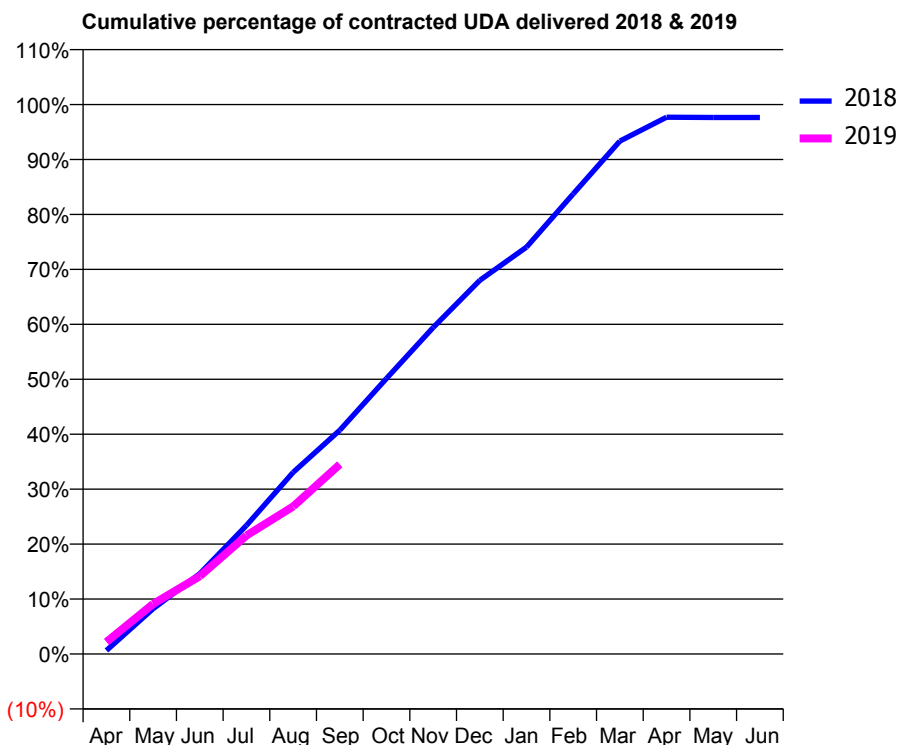
18/19 Contracted general activity (UDA)	74,660
Carry forward general activity (UDA)	0
18/19 Contracted orthodontic activity (UOA)	0
Carry forward orthodontic activity (UOA)	0
Baseline contract value	£2,195,902.28

ACCESS*

Patients seen in 24 months	Total	Change since previous quarter
Quarter ending September 2017	20,810	
Quarter ending December 2017	21,002	→
Quarter ending March 2018	21,392	→
Quarter ending June 2018	21,157	↓
Quarter ending September 2018	20,873	↓
Variance since September 2017	0.3%	→



ACTIVITY



Month	Adjusted Scheduled Activity (UDA)	
	2018	2019
April	477	1,631
May	6,149	6,812
June	10,920	10,572
July	17,468	16,100
August	24,693	20,046
September	30,407	25,775
October	37,438	
November	44,358	
December	50,782	
January	55,288	
February	62,511	
March	69,687	
April	72,931	
May	72,896	
June	72,897	

QUALITY

	Quantity	Base Number	Contract	AT	Region	England
% of FP17s for the same patient ID Re-attending within 3 months - Children	223	2,573	8.7%	11.6%	12.2%	11.6%
% of FP17s for the same patient ID Re-attending within 3 months - Adults	1,629	10,534	15.5%	15.1%	15.8%	15.5%
% of FP17s for the same patient ID Re-attending between 3 & 9 months - Children	1,434	2,573	55.7%	58.6%	60.3%	58.8%
% of FP17s for the same patient ID Re-attending between 3 & 9 months - Adults	6,337	10,534	60.2%	51.5%	53.5%	51.1%
% of FP17s for Band 1 Urgent Courses	1,223	11,916	10.3%	10.7%	9.1%	9.0%
% of FP17s Relating to Free Repair or Replacements	181	11,916	1.5%	0.9%	1.0%	0.8%
% of FP17s Relating to Continuations	112	11,916	0.9%	0.9%	1.0%	0.9%
% of Patients satisfied with the dentistry they have received	15	15	100.0%	93.2%	93.6%	93.3%
% of Patients satisfied with the time they had to wait for an appointment	15	15	100.0%	88.5%	89.8%	88.9%

* This is based on patients treated on this contract for their most recent course of treatment. Figures in italics indicate the base number of FP17s or Patient Questionnaire responses are less than 100. N/A is shown where the base number of responses is less than 10 during the period. % is calculated as Quantity/Base number*100

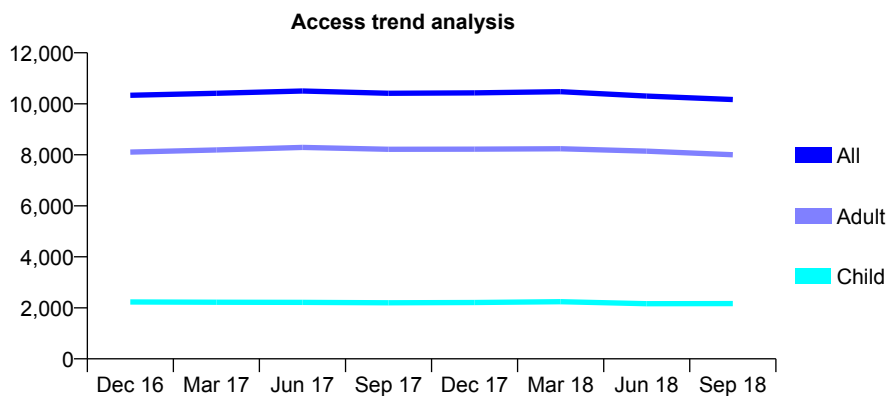
Q47 - Vital Signs At a Glance Contract Report for 183490/0001 - September 2018

Name or company name	MAINSTREAM DENTAL CARE LTD
Contract type name	GDS Contract
Purpose of contract	General
Contract start date	01/04/2010
Contract end date	

18/19 Contracted general activity (UDA)	31,462
Carry forward general activity (UDA)	0
18/19 Contracted orthodontic activity (UOA)	0
Carry forward orthodontic activity (UOA)	0
Baseline contract value	£925,456.55

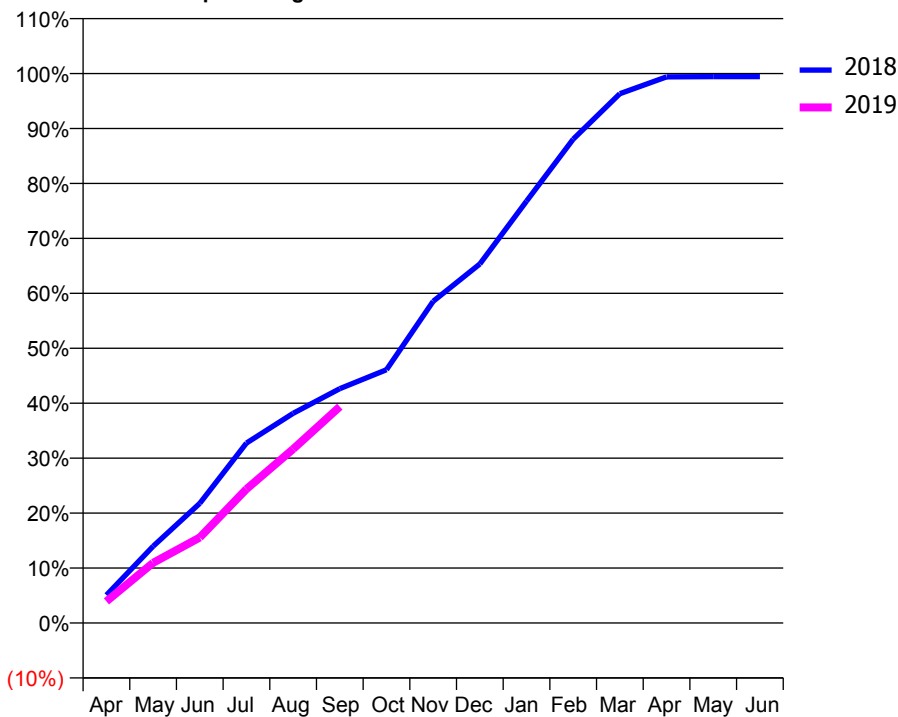
ACCESS*

Patients seen in 24 months	Total	Change since previous quarter
Quarter ending September 2017	10,413	
Quarter ending December 2017	10,430	→
Quarter ending March 2018	10,476	→
Quarter ending June 2018	10,305	↓
Quarter ending September 2018	10,169	↓
Variance since September 2017	(2.3%)	↓



ACTIVITY

Cumulative percentage of contracted UDA delivered 2018 & 2019



Adjusted Scheduled Activity (UDA)

Month	2018	2019
April	1,601	1,239
May	4,393	3,448
June	6,853	4,895
July	10,305	7,670
August	12,010	9,961
September	13,417	12,384
October	14,504	
November	18,417	
December	20,556	
January	24,154	
February	27,701	
March	30,303	
April	31,266	
May	31,286	
June	31,287	

QUALITY

	Quantity	Base Number	Contract	AT	Region	England
% of FP17s for the same patient ID Re-attending within 3 months - Children	97	1,641	5.9%	11.6%	12.2%	11.6%
% of FP17s for the same patient ID Re-attending within 3 months - Adults	652	5,655	11.5%	15.1%	15.8%	15.5%
% of FP17s for the same patient ID Re-attending between 3 & 9 months - Children	1,125	1,641	68.6%	58.6%	60.3%	58.8%
% of FP17s for the same patient ID Re-attending between 3 & 9 months - Adults	3,854	5,655	68.2%	51.5%	53.5%	51.1%
% of FP17s for Band 1 Urgent Courses	348	6,044	5.8%	10.7%	9.1%	9.0%
% of FP17s Relating to Free Repair or Replacements	101	6,044	1.7%	0.9%	1.0%	0.8%
% of FP17s Relating to Continuations	62	6,044	1.0%	0.9%	1.0%	0.9%
% of Patients satisfied with the dentistry they have received	3	3	N/A	93.2%	93.6%	93.3%
% of Patients satisfied with the time they had to wait for an appointment	3	3	N/A	88.5%	89.8%	88.9%

* This is based on patients treated on this contract for their most recent course of treatment. Figures in italics indicate the base number of FP17s or Patient Questionnaire responses are less than 100. N/A is shown where the base number of responses is less than 10 during the period. % is calculated as Quantity/Base number*100

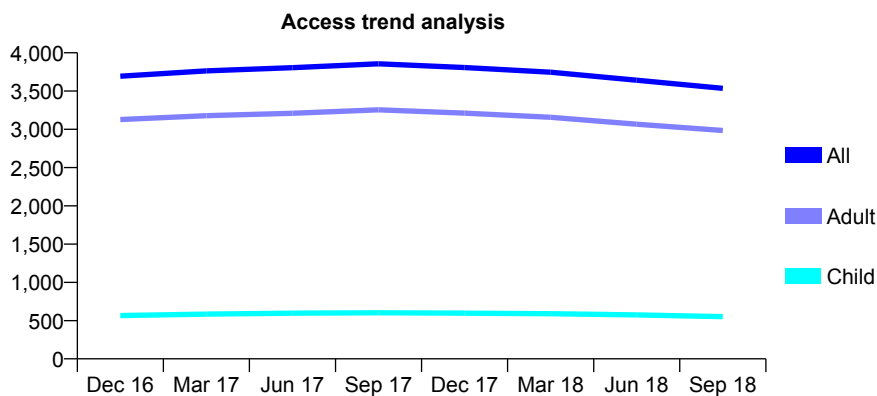
Q47 - Vital Signs At a Glance Contract Report for 183741/0001 - September 2018

Name or company name	Windmill Dental Practice
Contract type name	GDS Contract
Purpose of contract	General
Contract start date	09/09/2013
Contract end date	

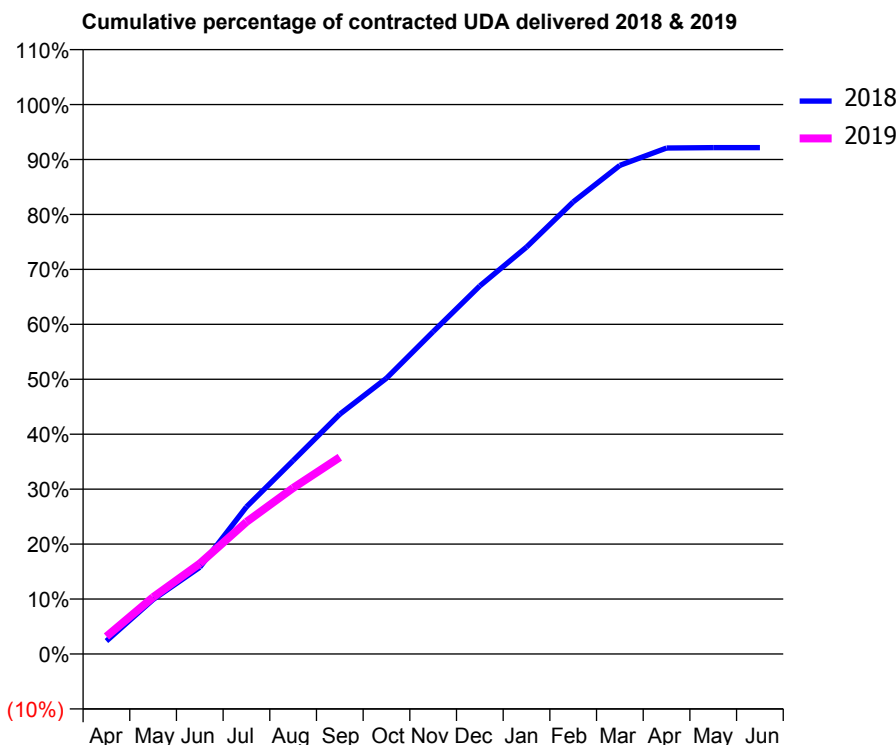
18/19 Contracted general activity (UDA)	12,522
Carry forward general activity (UDA)	0
18/19 Contracted orthodontic activity (UOA)	0
Carry forward orthodontic activity (UOA)	0
Baseline contract value	£279,746.72

ACCESS*

Patients seen in 24 months	Total	Change since previous quarter
Quarter ending September 2017	3,857	
Quarter ending December 2017	3,808	↓
Quarter ending March 2018	3,747	↓
Quarter ending June 2018	3,642	↓
Quarter ending September 2018	3,536	↓
Variance since September 2017	(8.3%)	↓



ACTIVITY



Month	Adjusted Scheduled Activity (UDA)	
	2018	2019
April	297	401
May	1,242	1,297
June	1,978	2,062
July	3,352	3,011
August	4,407	3,786
September	5,464	4,483
October	6,284	
November	7,345	
December	8,390	
January	9,273	
February	10,303	
March	11,135	
April	11,532	
May	11,540	
June	11,538	

QUALITY

	Quantity	Base Number	Contract	AT	Region	England
% of FP17s for the same patient ID Re-attending within 3 months - Children	32	415	7.7%	11.6%	12.2%	11.6%
% of FP17s for the same patient ID Re-attending within 3 months - Adults	311	2,036	15.3%	15.1%	15.8%	15.5%
% of FP17s for the same patient ID Re-attending between 3 & 9 months - Children	273	415	65.8%	58.6%	60.3%	58.8%
% of FP17s for the same patient ID Re-attending between 3 & 9 months - Adults	1,241	2,036	61.0%	51.5%	53.5%	51.1%
% of FP17s for Band 1 Urgent Courses	298	2,194	13.6%	10.7%	9.1%	9.0%
% of FP17s Relating to Free Repair or Replacements	18	2,194	0.8%	0.9%	1.0%	0.8%
% of FP17s Relating to Continuations	4	2,194	0.2%	0.9%	1.0%	0.9%
% of Patients satisfied with the dentistry they have received	5	6	N/A	93.2%	93.6%	93.3%
% of Patients satisfied with the time they had to wait for an appointment	4	6	N/A	88.5%	89.8%	88.9%

* This is based on patients treated on this contract for their most recent course of treatment. Figures in italics indicate the base number of FP17s or Patient Questionnaire responses are less than 100. N/A is shown where the base number of responses is less than 10 during the period. % is calculated as Quantity/Base number*100

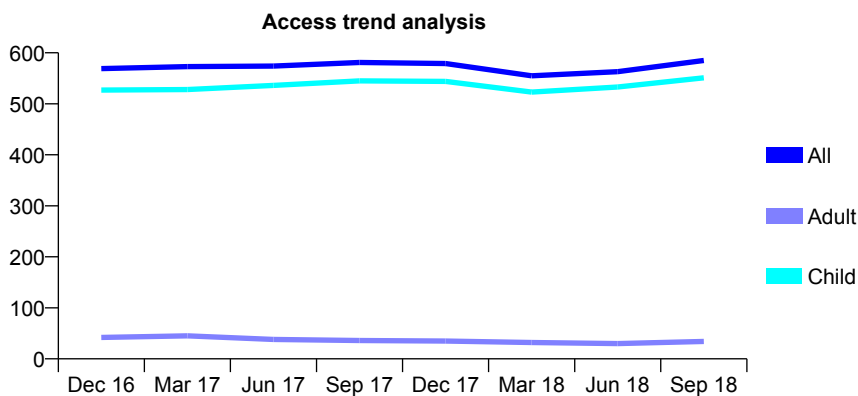
Q47 - Vital Signs At a Glance Contract Report for 183911/0001 - September 2018

Name or company name	Southport Road Dental Practice
Contract type name	GDS Contract
Purpose of contract	General
Contract start date	28/05/2010
Contract end date	

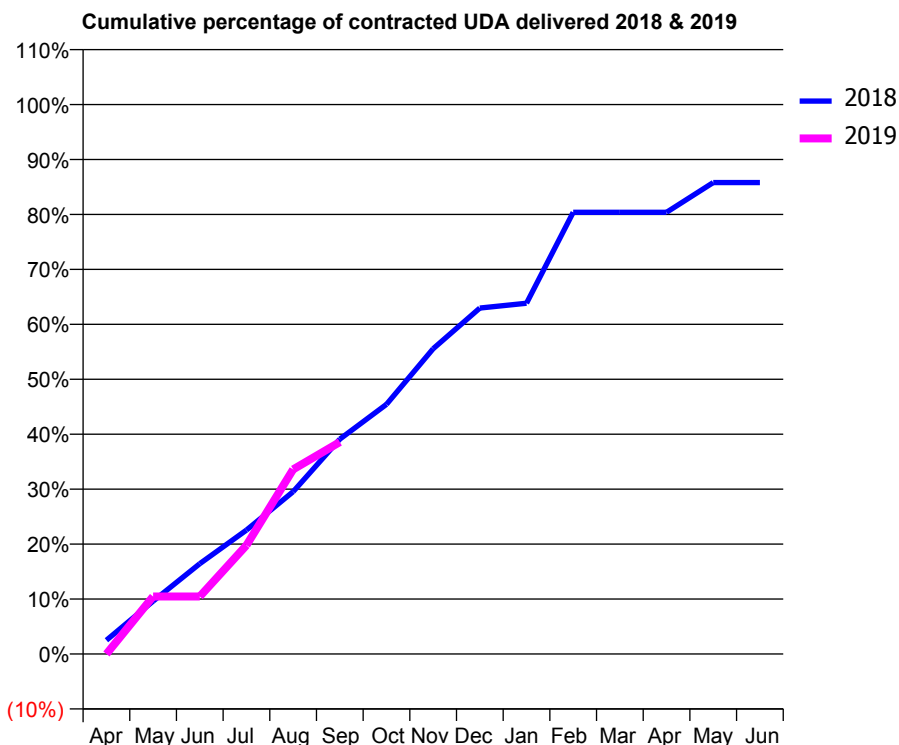
18/19 Contracted general activity (UDA)	1,367
Carry forward general activity (UDA)	0
18/19 Contracted orthodontic activity (UOA)	0
Carry forward orthodontic activity (UOA)	0
Baseline contract value	£32,988.19

ACCESS*

Patients seen in 24 months	Total	Change since previous quarter
Quarter ending September 2017	581	
Quarter ending December 2017	579	→
Quarter ending March 2018	555	↓
Quarter ending June 2018	563	→
Quarter ending September 2018	585	↑
Variance since September 2017	0.7%	→



ACTIVITY



Month	Adjusted Scheduled Activity (UDA)	
	2018	2019
April	34	0
May	132	143
June	225	143
July	308	271
August	404	459
September	535	527
October	621	
November	759	
December	861	
January	873	
February	1,099	
March	1,099	
April	1,099	
May	1,173	
June	1,173	

QUALITY

	Quantity	Base Number	Contract	AT	Region	England
% of FP17s for the same patient ID Re-attending within 3 months - Children	38	497	7.6%	11.6%	12.2%	11.6%
% of FP17s for the same patient ID Re-attending within 3 months - Adults	0	0	N/A	15.1%	15.8%	15.5%
% of FP17s for the same patient ID Re-attending between 3 & 9 months - Children	317	497	63.8%	58.6%	60.3%	58.8%
% of FP17s for the same patient ID Re-attending between 3 & 9 months - Adults	0	0	N/A	51.5%	53.5%	51.1%
% of FP17s for Band 1 Urgent Courses	7	418	1.7%	10.7%	9.1%	9.0%
% of FP17s Relating to Free Repair or Replacements	0	418	0.0%	0.9%	1.0%	0.8%
% of FP17s Relating to Continuations	0	418	0.0%	0.9%	1.0%	0.9%
% of Patients satisfied with the dentistry they have received	1	1	N/A	93.2%	93.6%	93.3%
% of Patients satisfied with the time they had to wait for an appointment	1	1	N/A	88.5%	89.8%	88.9%

* This is based on patients treated on this contract for their most recent course of treatment. Figures in italics indicate the base number of FP17s or Patient Questionnaire responses are less than 100. N/A is shown where the base number of responses is less than 10 during the period. % is calculated as Quantity/Base number*100

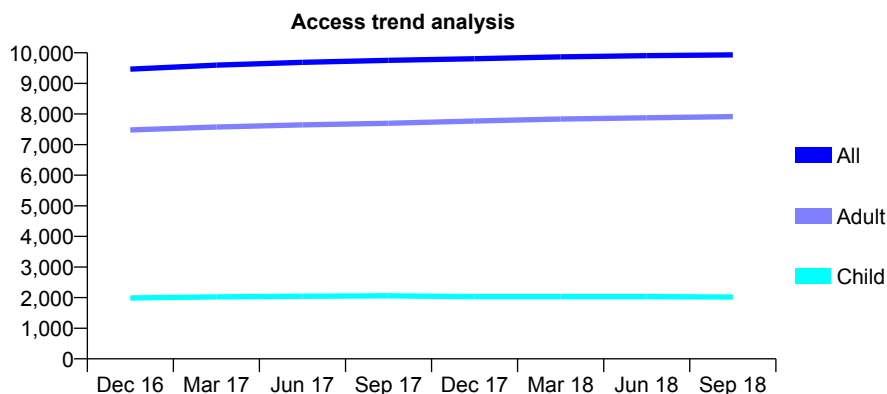
Q47 - Vital Signs At a Glance Contract Report for 184705/0001 - September 2018

Name or company name	Hesketh Lane Dental Practice
Contract type name	GDS Contract
Purpose of contract	General
Contract start date	01/04/2013
Contract end date	

18/19 Contracted general activity (UDA)	27,309
Carry forward general activity (UDA)	0
18/19 Contracted orthodontic activity (UOA)	0
Carry forward orthodontic activity (UOA)	0
Baseline contract value	£775,558.78

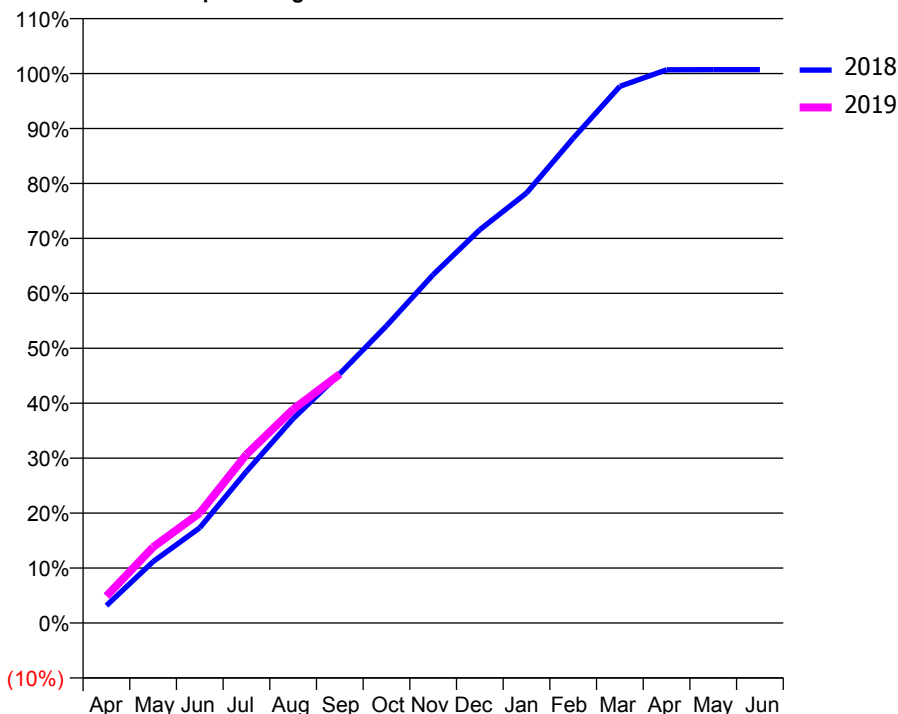
ACCESS*

Patients seen in 24 months	Total	Change since previous quarter
Quarter ending September 2017	9,754	
Quarter ending December 2017	9,807	→
Quarter ending March 2018	9,867	→
Quarter ending June 2018	9,905	→
Quarter ending September 2018	9,933	→
Variance since September 2017	1.8%	→



ACTIVITY

Cumulative percentage of contracted UDA delivered 2018 & 2019



Month	Adjusted Scheduled Activity (UDA)	
	2018	2019
April	866	1,338
May	3,052	3,777
June	4,736	5,468
July	7,531	8,381
August	10,156	10,617
September	12,386	12,369
October	14,766	
November	17,313	
December	19,548	
January	21,366	
February	24,094	
March	26,670	
April	27,494	
May	27,499	
June	27,499	

QUALITY

	Quantity	Base Number	Contract	AT	Region	England
% of FP17s for the same patient ID Re-attending within 3 months - Children	196	1,909	10.3%	11.6%	12.2%	11.6%
% of FP17s for the same patient ID Re-attending within 3 months - Adults	986	6,607	14.9%	15.1%	15.8%	15.5%
% of FP17s for the same patient ID Re-attending between 3 & 9 months - Children	1,301	1,909	68.2%	58.6%	60.3%	58.8%
% of FP17s for the same patient ID Re-attending between 3 & 9 months - Adults	3,876	6,607	58.7%	51.5%	53.5%	51.1%
% of FP17s for Band 1 Urgent Courses	599	7,605	7.9%	10.7%	9.1%	9.0%
% of FP17s Relating to Free Repair or Replacements	60	7,605	0.8%	0.9%	1.0%	0.8%
% of FP17s Relating to Continuations	68	7,605	0.9%	0.9%	1.0%	0.9%
% of Patients satisfied with the dentistry they have received	13	13	100.0%	93.2%	93.6%	93.3%
% of Patients satisfied with the time they had to wait for an appointment	13	13	100.0%	88.5%	89.8%	88.9%

* This is based on patients treated on this contract for their most recent course of treatment. Figures in italics indicate the base number of FP17s or Patient Questionnaire responses are less than 100. N/A is shown where the base number of responses is less than 10 during the period. % is calculated as Quantity/Base number*100

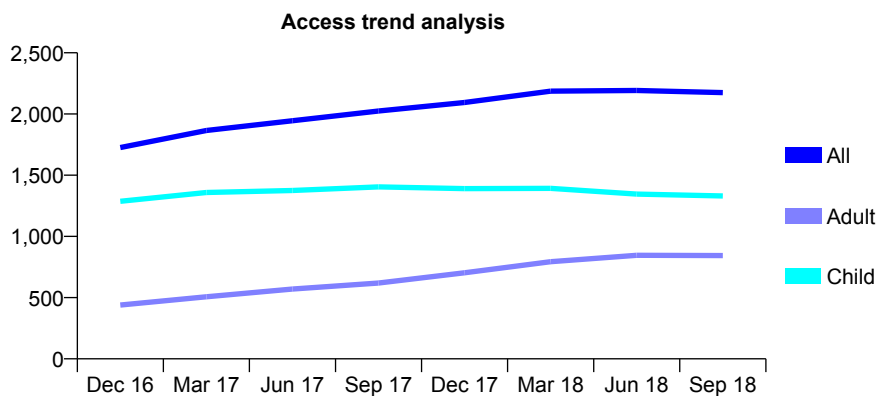
Q47 - Vital Signs At a Glance Contract Report for 185450/0001 - September 2018

Name or company name	Matterson and Partners
Contract type name	GDS Contract
Purpose of contract	General and Orthodontic
Contract start date	01/01/2016
Contract end date	

18/19 Contracted general activity (UDA)	5,600
Carry forward general activity (UDA)	0
18/19 Contracted orthodontic activity (UOA)	2,427
Carry forward orthodontic activity (UOA)	0
Baseline contract value	£303,975.22

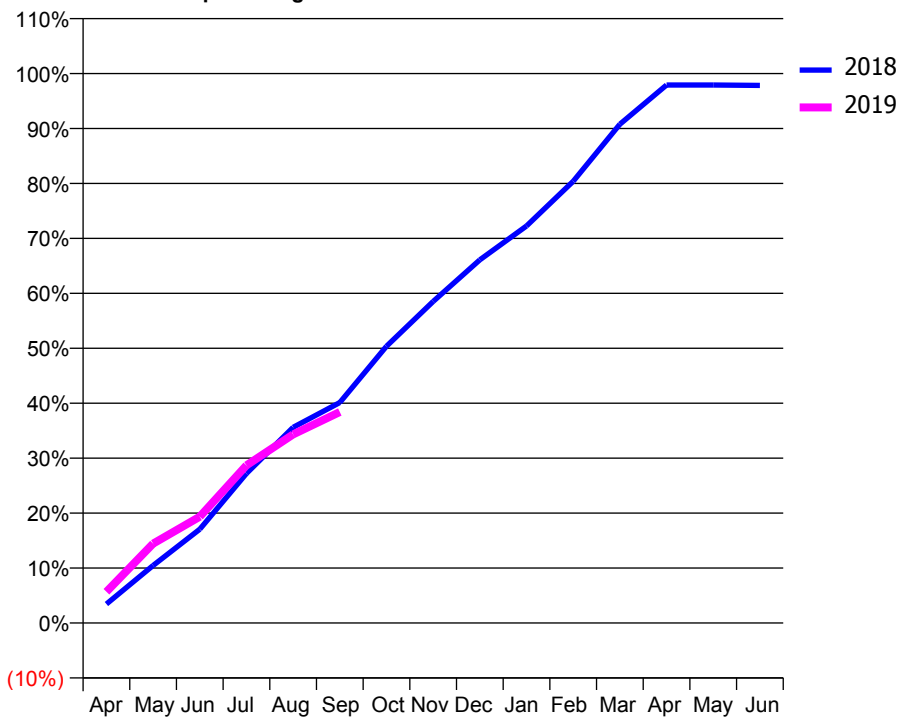
ACCESS*

Patients seen in 24 months	Total	Change since previous quarter
Quarter ending September 2017	2,024	
Quarter ending December 2017	2,094	↑
Quarter ending March 2018	2,187	↑
Quarter ending June 2018	2,192	→
Quarter ending September 2018	2,175	→
Variance since September 2017	7.5%	↑



ACTIVITY

Cumulative percentage of contracted UDA delivered 2018 & 2019



Month	Adjusted Scheduled Activity (UDA)	
	2018	2019
April	175	319
May	528	809
June	863	1,084
July	1,375	1,607
August	1,798	1,923
September	2,027	2,150
October	2,544	
November	2,956	
December	3,337	
January	3,649	
February	4,060	
March	4,584	
April	4,944	
May	4,944	
June	4,940	

QUALITY

	Quantity	Base Number	Contract	AT	Region	England
% of FP17s for the same patient ID Re-attending within 3 months - Children	160	1,215	13.2%	11.6%	12.2%	11.6%
% of FP17s for the same patient ID Re-attending within 3 months - Adults	56	465	12.0%	15.1%	15.8%	15.5%
% of FP17s for the same patient ID Re-attending between 3 & 9 months - Children	557	1,215	45.8%	58.6%	60.3%	58.8%
% of FP17s for the same patient ID Re-attending between 3 & 9 months - Adults	191	465	41.1%	51.5%	53.5%	51.1%
% of FP17s for Band 1 Urgent Courses	106	1,308	8.1%	10.7%	9.1%	9.0%
% of FP17s Relating to Free Repair or Replacements	4	1,308	0.3%	0.9%	1.0%	0.8%
% of FP17s Relating to Continuations	3	1,308	0.2%	0.9%	1.0%	0.9%
% of Patients satisfied with the dentistry they have received	1	1	N/A	93.2%	93.6%	93.3%
% of Patients satisfied with the time they had to wait for an appointment	1	1	N/A	88.5%	89.8%	88.9%

* This is based on patients treated on this contract for their most recent course of treatment. Figures in italics indicate the base number of FP17s or Patient Questionnaire responses are less than 100. N/A is shown where the base number of responses is less than 10 during the period. % is calculated as Quantity/Base number*100

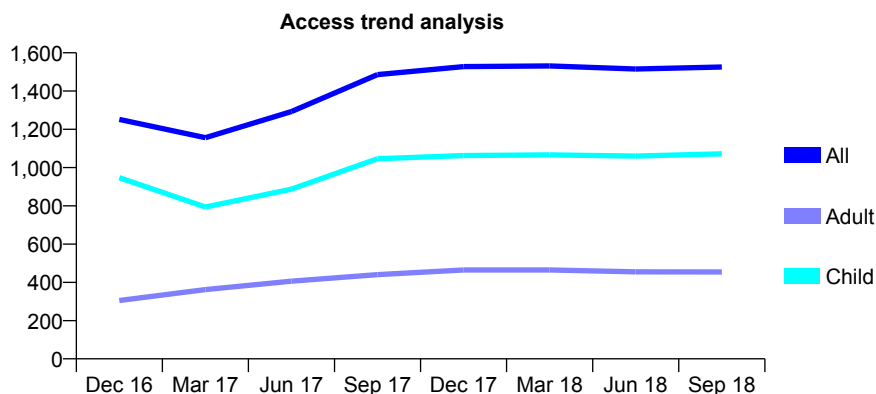
Q47 - Vital Signs At a Glance Contract Report for 185450/0002 - September 2018

Name or company name	Matterson and Partners
Contract type name	GDS Contract
Purpose of contract	General and Orthodontic
Contract start date	01/01/2016
Contract end date	

18/19 Contracted general activity (UDA)	3,700
Carry forward general activity (UDA)	0
18/19 Contracted orthodontic activity (UOA)	5,196
Carry forward orthodontic activity (UOA)	0
Baseline contract value	£444,207.89

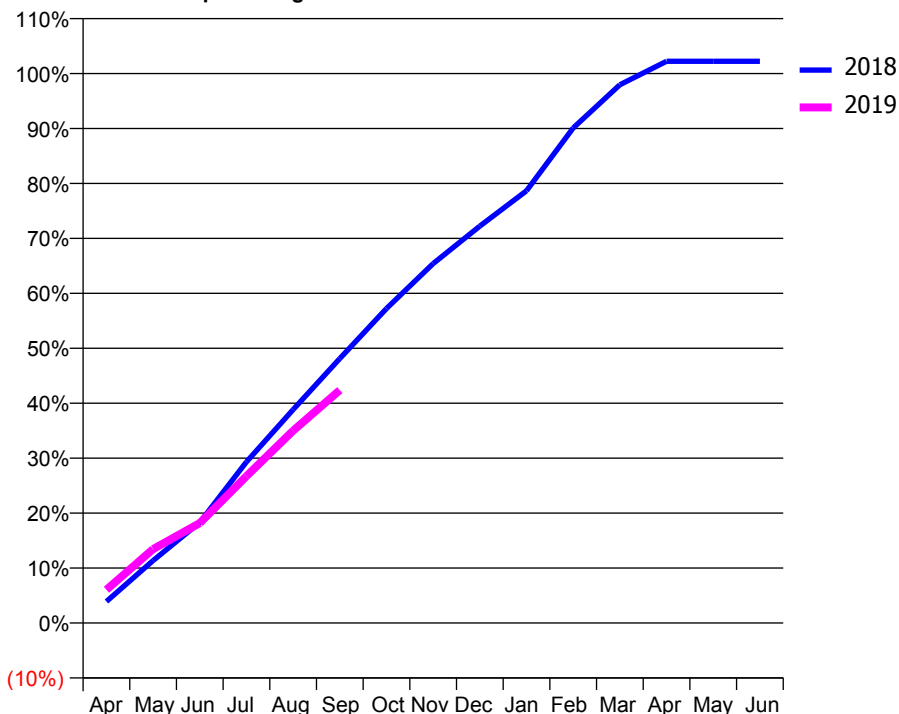
ACCESS*

Patients seen in 24 months	Total	Change since previous quarter
Quarter ending September 2017	1,486	
Quarter ending December 2017	1,528	↑
Quarter ending March 2018	1,531	→
Quarter ending June 2018	1,515	↓
Quarter ending September 2018	1,526	→
Variance since September 2017	2.7%	↑



ACTIVITY

Cumulative percentage of contracted UDA delivered 2018 & 2019



Month	Adjusted Scheduled Activity (UDA)	
	2018	2019
April	145	224
May	421	498
June	677	673
July	1,085	989
August	1,437	1,295
September	1,781	1,568
October	2,118	
November	2,420	
December	2,673	
January	2,910	
February	3,333	
March	3,625	
April	3,782	
May	3,782	
June	3,782	

QUALITY

	Quantity	Base Number	Contract	AT	Region	England
% of FP17s for the same patient ID Re-attending within 3 months - Children	180	1,340	13.4%	11.6%	12.2%	11.6%
% of FP17s for the same patient ID Re-attending within 3 months - Adults	52	277	18.8%	15.1%	15.8%	15.5%
% of FP17s for the same patient ID Re-attending between 3 & 9 months - Children	484	1,340	36.1%	58.6%	60.3%	58.8%
% of FP17s for the same patient ID Re-attending between 3 & 9 months - Adults	140	277	50.5%	51.5%	53.5%	51.1%
% of FP17s for Band 1 Urgent Courses	111	1,214	9.1%	10.7%	9.1%	9.0%
% of FP17s Relating to Free Repair or Replacements	2	1,214	0.2%	0.9%	1.0%	0.8%
% of FP17s Relating to Continuations	4	1,214	0.3%	0.9%	1.0%	0.9%
% of Patients satisfied with the dentistry they have received	1	1	N/A	93.2%	93.6%	93.3%
% of Patients satisfied with the time they had to wait for an appointment	1	1	N/A	88.5%	89.8%	88.9%

* This is based on patients treated on this contract for their most recent course of treatment. Figures in italics indicate the base number of FP17s or Patient Questionnaire responses are less than 100. N/A is shown where the base number of responses is less than 10 during the period. % is calculated as Quantity/Base number*100

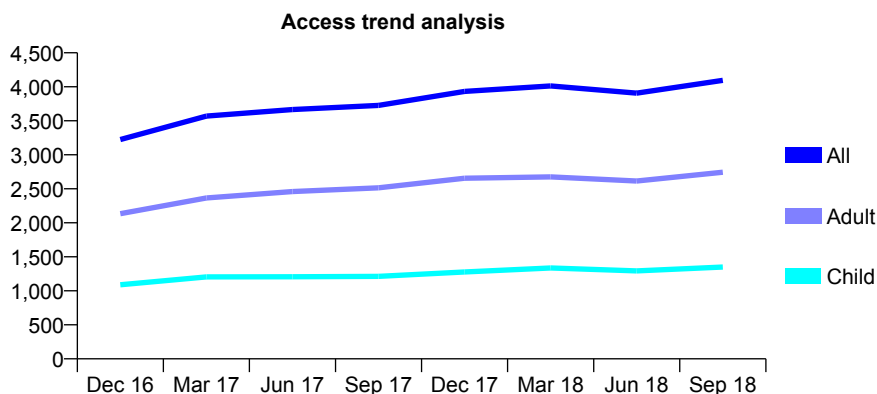
Q47 - Vital Signs At a Glance Contract Report for 185450/0003 - September 2018

Name or company name	Matterson and Partners
Contract type name	GDS Contract
Purpose of contract	General
Contract start date	01/01/2016
Contract end date	

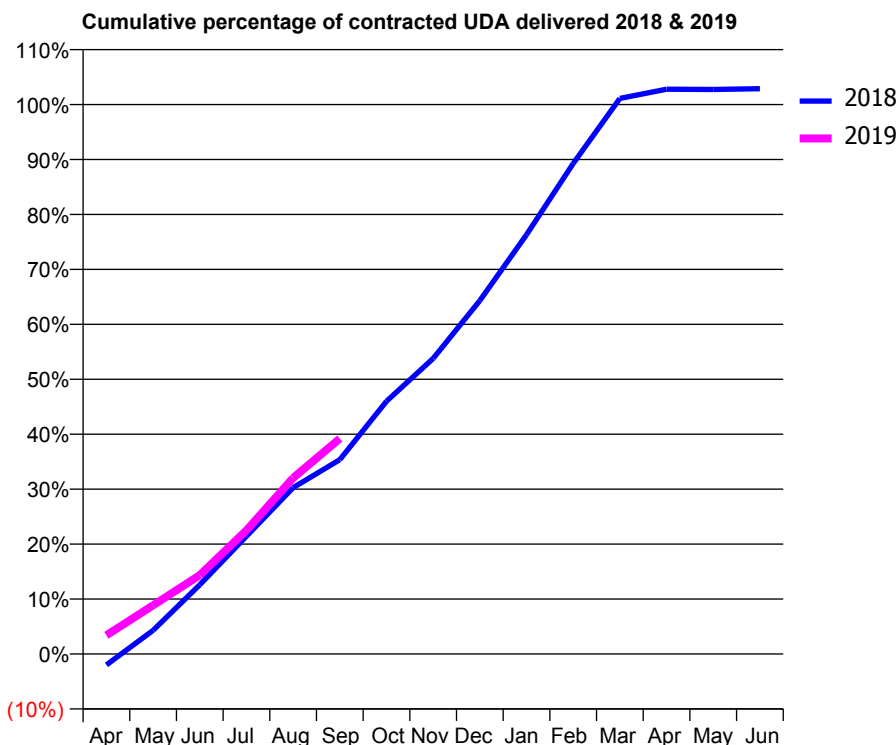
18/19 Contracted general activity (UDA)	15,166
Carry forward general activity (UDA)	0
18/19 Contracted orthodontic activity (UOA)	0
Carry forward orthodontic activity (UOA)	0
Baseline contract value	£421,678.99

ACCESS*

Patients seen in 24 months	Total	Change since previous quarter
Quarter ending September 2017	3,727	
Quarter ending December 2017	3,933	↑
Quarter ending March 2018	4,012	↑
Quarter ending June 2018	3,907	↓
Quarter ending September 2018	4,095	↑
Variance since September 2017	9.9%	↑



ACTIVITY



Month	Adjusted Scheduled Activity (UDA)	
	2018	2019
April	-214	518
May	460	1,346
June	1,344	2,178
July	2,287	3,414
August	3,228	4,858
September	3,773	5,946
October	4,907	
November	5,738	
December	6,860	
January	8,139	
February	9,521	
March	10,783	
April	10,963	
May	10,957	
June	10,972	

QUALITY

	Quantity	Base Number	Contract	AT	Region	England
% of FP17s for the same patient ID Re-attending within 3 months - Children	112	1,112	10.1%	11.6%	12.2%	11.6%
% of FP17s for the same patient ID Re-attending within 3 months - Adults	285	1,926	14.8%	15.1%	15.8%	15.5%
% of FP17s for the same patient ID Re-attending between 3 & 9 months - Children	651	1,112	58.5%	58.6%	60.3%	58.8%
% of FP17s for the same patient ID Re-attending between 3 & 9 months - Adults	1,016	1,926	52.8%	51.5%	53.5%	51.1%
% of FP17s for Band 1 Urgent Courses	216	2,957	7.3%	10.7%	9.1%	9.0%
% of FP17s Relating to Free Repair or Replacements	15	2,957	0.5%	0.9%	1.0%	0.8%
% of FP17s Relating to Continuations	11	2,957	0.4%	0.9%	1.0%	0.9%
% of Patients satisfied with the dentistry they have received	1	1	N/A	93.2%	93.6%	93.3%
% of Patients satisfied with the time they had to wait for an appointment	1	1	N/A	88.5%	89.8%	88.9%

* This is based on patients treated on this contract for their most recent course of treatment. Figures in italics indicate the base number of FP17s or Patient Questionnaire responses are less than 100. N/A is shown where the base number of responses is less than 10 during the period. % is calculated as Quantity/Base number*100

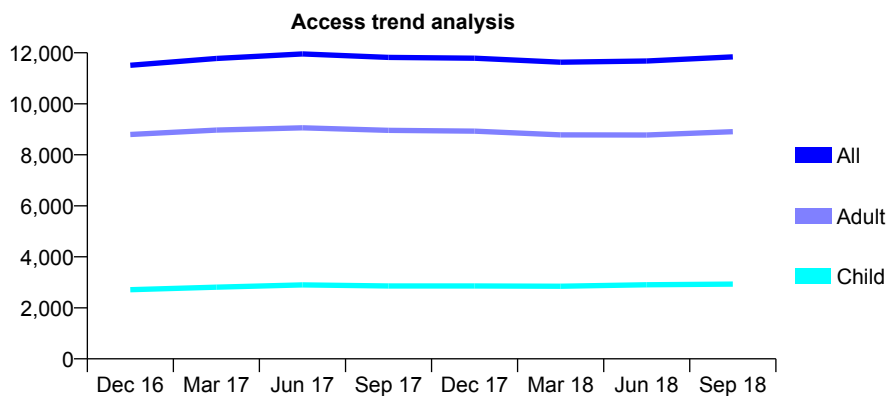
Q47 - Vital Signs At a Glance Contract Report for 188433/0002 - September 2018

Name or company name	Fleetwood Practice Ltd
Contract type name	GDS Contract
Purpose of contract	General
Contract start date	01/04/2013
Contract end date	

18/19 Contracted general activity (UDA)	44,423
Carry forward general activity (UDA)	0
18/19 Contracted orthodontic activity (UOA)	0
Carry forward orthodontic activity (UOA)	0
Baseline contract value	£1,291,225.93

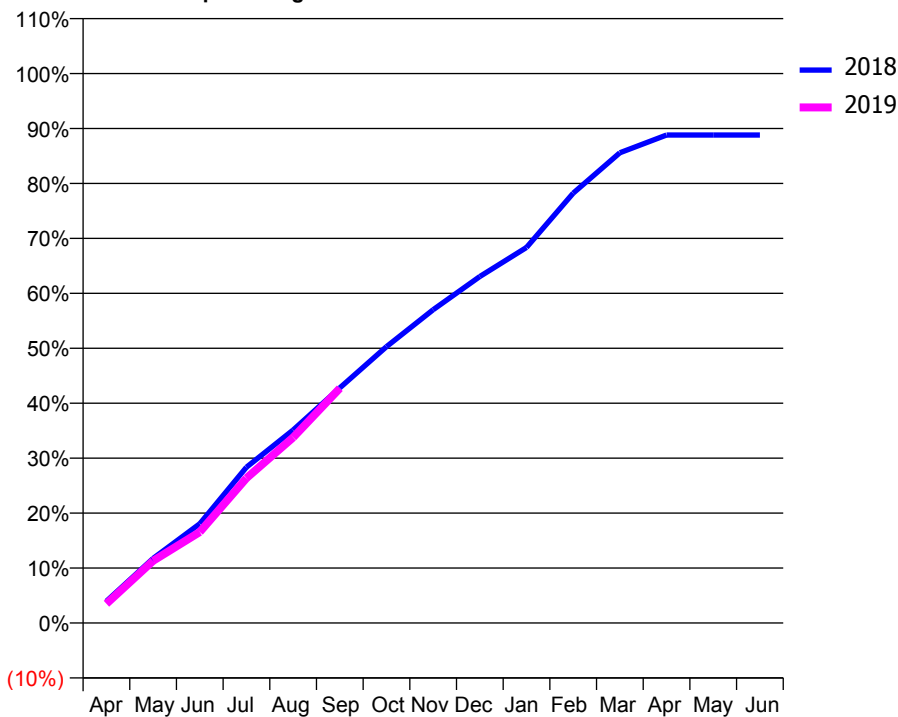
ACCESS*

Patients seen in 24 months	Total	Change since previous quarter
Quarter ending September 2017	11,817	
Quarter ending December 2017	11,787	→
Quarter ending March 2018	11,630	↓
Quarter ending June 2018	11,676	→
Quarter ending September 2018	11,838	→
Variance since September 2017	0.2%	→



ACTIVITY

Cumulative percentage of contracted UDA delivered 2018 & 2019



Month	Adjusted Scheduled Activity (UDA)	
	2018	2019
April	1,768	1,560
May	5,218	5,024
June	8,027	7,362
July	12,592	11,711
August	15,606	14,999
September	19,009	18,977
October	22,338	
November	25,329	
December	28,009	
January	30,365	
February	34,748	
March	38,014	
April	39,449	
May	39,447	
June	39,447	

QUALITY

	Quantity	Base Number	Contract	AT	Region	England
% of FP17s for the same patient ID Re-attending within 3 months - Children	111	2,146	5.2%	11.6%	12.2%	11.6%
% of FP17s for the same patient ID Re-attending within 3 months - Adults	690	6,790	10.2%	15.1%	15.8%	15.5%
% of FP17s for the same patient ID Re-attending between 3 & 9 months - Children	1,250	2,146	58.2%	58.6%	60.3%	58.8%
% of FP17s for the same patient ID Re-attending between 3 & 9 months - Adults	4,249	6,790	62.6%	51.5%	53.5%	51.1%
% of FP17s for Band 1 Urgent Courses	481	8,341	5.8%	10.7%	9.1%	9.0%
% of FP17s Relating to Free Repair or Replacements	80	8,341	1.0%	0.9%	1.0%	0.8%
% of FP17s Relating to Continuations	45	8,341	0.5%	0.9%	1.0%	0.9%
% of Patients satisfied with the dentistry they have received	9	10	90.0%	93.2%	93.6%	93.3%
% of Patients satisfied with the time they had to wait for an appointment	10	10	100.0%	88.5%	89.8%	88.9%

* This is based on patients treated on this contract for their most recent course of treatment. Figures in italics indicate the base number of FP17s or Patient Questionnaire responses are less than 100. N/A is shown where the base number of responses is less than 10 during the period. % is calculated as Quantity/Base number*100

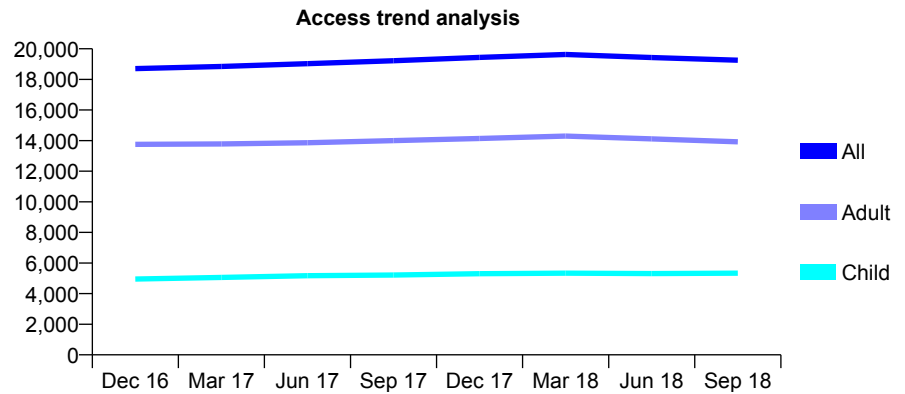
Q47 - Vital Signs At a Glance Contract Report for 189421/0002 - September 2018

Name or company name	Mayo Dental Clinic Partnership
Contract type name	GDS Contract
Purpose of contract	General
Contract start date	01/01/2012
Contract end date	

18/19 Contracted general activity (UDA)	61,000
Carry forward general activity (UDA)	0
18/19 Contracted orthodontic activity (UOA)	0
Carry forward orthodontic activity (UOA)	0
Baseline contract value	£1,583,581.76

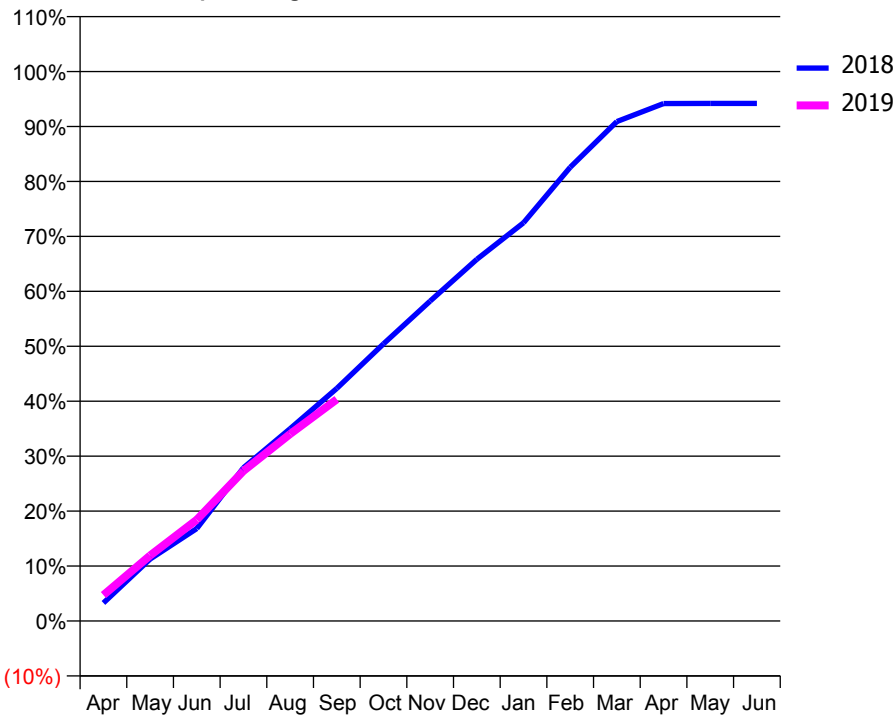
ACCESS*

Patients seen in 24 months	Total	Change since previous quarter
Quarter ending September 2017	19,218	
Quarter ending December 2017	19,439	→
Quarter ending March 2018	19,627	→
Quarter ending June 2018	19,425	↓
Quarter ending September 2018	19,256	→
Variance since September 2017	0.2%	→



ACTIVITY

Cumulative percentage of contracted UDA delivered 2018 & 2019



Month	Adjusted Scheduled Activity (UDA)	
	2018	2019
April	2,003	2,875
May	6,880	7,279
June	10,270	11,242
July	17,023	16,658
August	21,347	20,755
September	25,831	24,613
October	30,775	
November	35,522	
December	40,155	
January	44,209	
February	50,365	
March	55,440	
April	57,443	
May	57,450	
June	57,460	

QUALITY

	Quantity	Base Number	Contract	AT	Region	England
% of FP17s for the same patient ID Re-attending within 3 months - Children	229	3,704	6.2%	11.6%	12.2%	11.6%
% of FP17s for the same patient ID Re-attending within 3 months - Adults	1,381	9,413	14.7%	15.1%	15.8%	15.5%
% of FP17s for the same patient ID Re-attending between 3 & 9 months - Children	2,103	3,704	56.8%	58.6%	60.3%	58.8%
% of FP17s for the same patient ID Re-attending between 3 & 9 months - Adults	5,314	9,413	56.5%	51.5%	53.5%	51.1%
% of FP17s for Band 1 Urgent Courses	1,380	12,199	11.3%	10.7%	9.1%	9.0%
% of FP17s Relating to Free Repair or Replacements	89	12,199	0.7%	0.9%	1.0%	0.8%
% of FP17s Relating to Continuations	88	12,199	0.7%	0.9%	1.0%	0.9%
% of Patients satisfied with the dentistry they have received	18	19	94.7%	93.2%	93.6%	93.3%
% of Patients satisfied with the time they had to wait for an appointment	16	19	84.2%	88.5%	89.8%	88.9%

* This is based on patients treated on this contract for their most recent course of treatment. Figures in italics indicate the base number of FP17s or Patient Questionnaire responses are less than 100. N/A is shown where the base number of responses is less than 10 during the period. % is calculated as Quantity/Base number*100

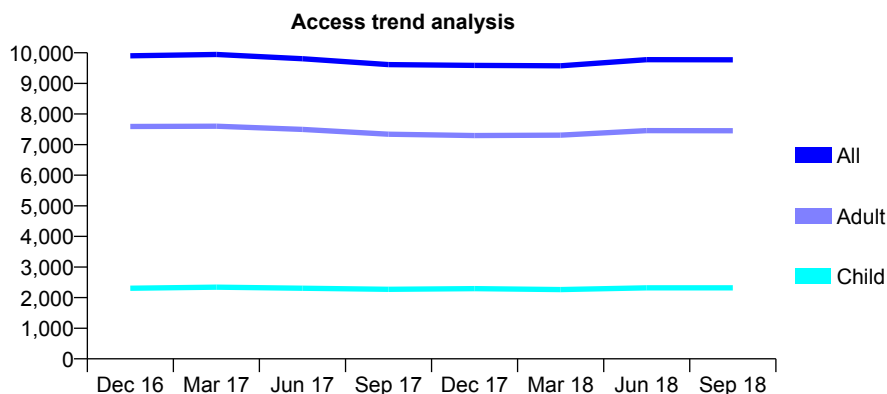
Q47 - Vital Signs At a Glance Contract Report for 191035/0001 - September 2018

Name or company name	Colne and Earby Dental Practice
Contract type name	GDS Contract
Purpose of contract	General
Contract start date	14/12/2009
Contract end date	

18/19 Contracted general activity (UDA)	27,500
Carry forward general activity (UDA)	0
18/19 Contracted orthodontic activity (UOA)	0
Carry forward orthodontic activity (UOA)	0
Baseline contract value	£863,923.21

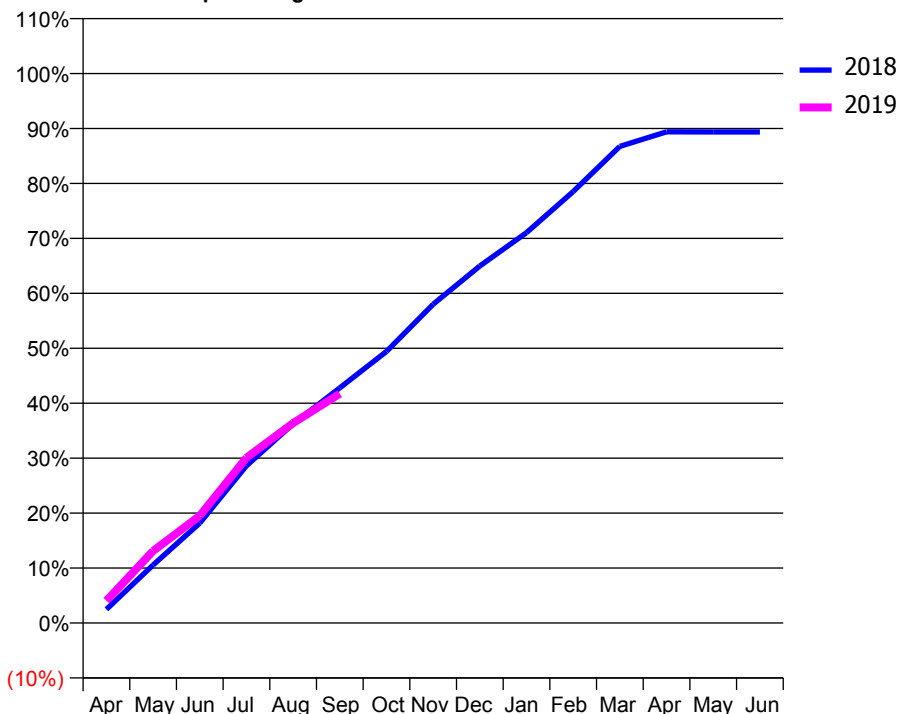
ACCESS*

Patients seen in 24 months	Total	Change since previous quarter
Quarter ending September 2017	9,613	
Quarter ending December 2017	9,588	→
Quarter ending March 2018	9,573	→
Quarter ending June 2018	9,777	↑
Quarter ending September 2018	9,770	→
Variance since September 2017	1.6%	→



ACTIVITY

Cumulative percentage of contracted UDA delivered 2018 & 2019



Month	Adjusted Scheduled Activity (UDA)	
	2018	2019
April	682	1,116
May	2,907	3,607
June	5,000	5,366
July	7,870	8,269
August	9,969	10,005
September	11,767	11,476
October	13,594	
November	15,954	
December	17,869	
January	19,536	
February	21,591	
March	23,851	
April	24,579	
May	24,572	
June	24,572	

QUALITY

	Quantity	Base Number	Contract	AT	Region	England
% of FP17s for the same patient ID Re-attending within 3 months - Children	58	1,351	4.3%	11.6%	12.2%	11.6%
% of FP17s for the same patient ID Re-attending within 3 months - Adults	390	3,801	10.3%	15.1%	15.8%	15.5%
% of FP17s for the same patient ID Re-attending between 3 & 9 months - Children	559	1,351	41.4%	58.6%	60.3%	58.8%
% of FP17s for the same patient ID Re-attending between 3 & 9 months - Adults	1,442	3,801	37.9%	51.5%	53.5%	51.1%
% of FP17s for Band 1 Urgent Courses	285	4,835	5.9%	10.7%	9.1%	9.0%
% of FP17s Relating to Free Repair or Replacements	25	4,835	0.5%	0.9%	1.0%	0.8%
% of FP17s Relating to Continuations	68	4,835	1.4%	0.9%	1.0%	0.9%
% of Patients satisfied with the dentistry they have received	5	5	N/A	93.2%	93.6%	93.3%
% of Patients satisfied with the time they had to wait for an appointment	3	5	N/A	88.5%	89.8%	88.9%

* This is based on patients treated on this contract for their most recent course of treatment. Figures in italics indicate the base number of FP17s or Patient Questionnaire responses are less than 100. N/A is shown where the base number of responses is less than 10 during the period. % is calculated as Quantity/Base number*100

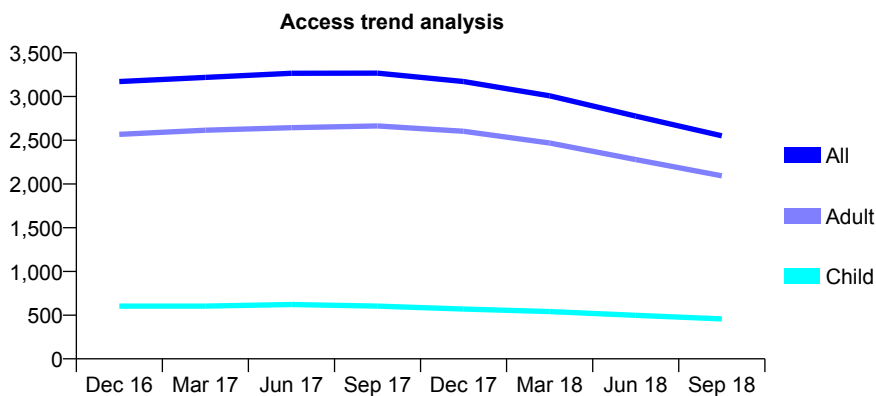
Q47 - Vital Signs At a Glance Contract Report for 191035/0002 - September 2018

Name or company name	Colne and Earby Dental Practice
Contract type name	GDS Contract
Purpose of contract	General
Contract start date	14/12/2009
Contract end date	

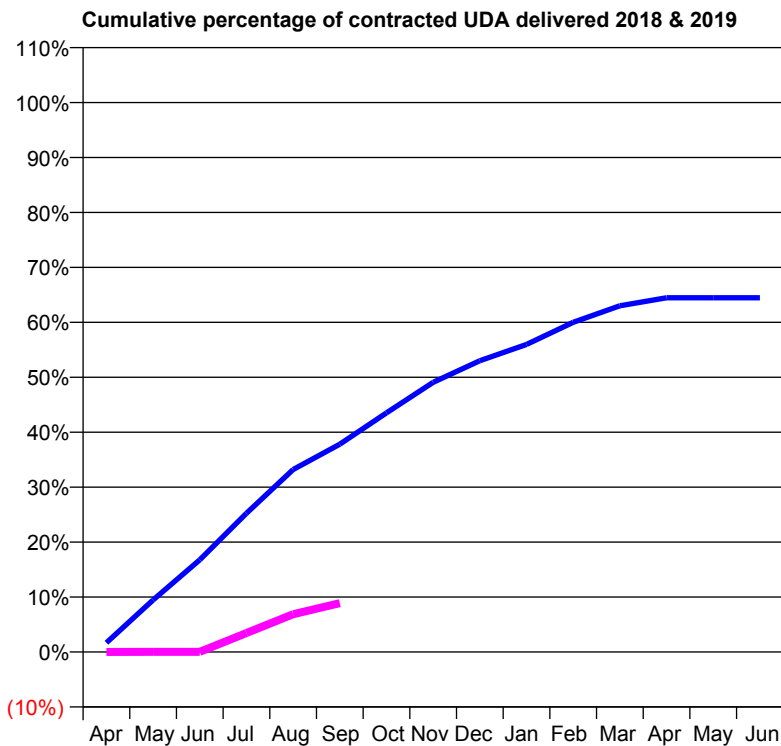
18/19 Contracted general activity (UDA)	10,200
Carry forward general activity (UDA)	0
18/19 Contracted orthodontic activity (UOA)	0
Carry forward orthodontic activity (UOA)	0
Baseline contract value	£257,161.12

ACCESS*

Patients seen in 24 months	Total	Change since previous quarter
Quarter ending September 2017	3,267	
Quarter ending December 2017	3,172	↓
Quarter ending March 2018	3,008	↓
Quarter ending June 2018	2,777	↓
Quarter ending September 2018	2,550	↓
Variance since September 2017	(21.9%)	↓



ACTIVITY



Month	Adjusted Scheduled Activity (UDA)	
	2018	2019
April	171	0
May	967	4
June	1,712	4
July	2,575	353
August	3,386	701
September	3,857	907
October	4,439	
November	5,005	
December	5,407	
January	5,709	
February	6,119	
March	6,428	
April	6,575	
May	6,575	
June	6,575	

QUALITY

	Quantity	Base Number	Contract	AT	Region	England
% of FP17s for the same patient ID Re-attending within 3 months - Children	1	62	1.6%	11.6%	12.2%	11.6%
% of FP17s for the same patient ID Re-attending within 3 months - Adults	18	328	5.5%	15.1%	15.8%	15.5%
% of FP17s for the same patient ID Re-attending between 3 & 9 months - Children	8	62	12.9%	58.6%	60.3%	58.8%
% of FP17s for the same patient ID Re-attending between 3 & 9 months - Adults	93	328	28.4%	51.5%	53.5%	51.1%
% of FP17s for Band 1 Urgent Courses	12	354	3.4%	10.7%	9.1%	9.0%
% of FP17s Relating to Free Repair or Replacements	10	354	2.8%	0.9%	1.0%	0.8%
% of FP17s Relating to Continuations	1	354	0.3%	0.9%	1.0%	0.9%
% of Patients satisfied with the dentistry they have received	1	2	N/A	93.2%	93.6%	93.3%
% of Patients satisfied with the time they had to wait for an appointment	1	2	N/A	88.5%	89.8%	88.9%

* This is based on patients treated on this contract for their most recent course of treatment. Figures in italics indicate the base number of FP17s or Patient Questionnaire responses are less than 100. N/A is shown where the base number of responses is less than 10 during the period. % is calculated as Quantity/Base number*100

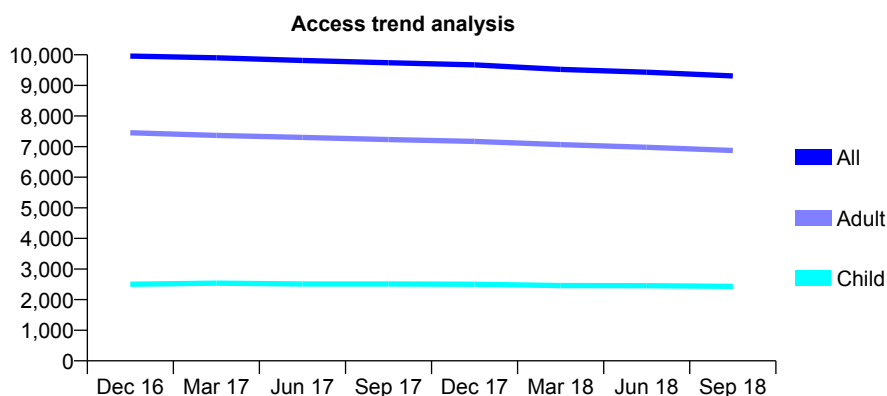
Q47 - Vital Signs At a Glance Contract Report for 191493/0001 - September 2018

Name or company name	Euxton (No1) Limited
Contract type name	GDS Contract
Purpose of contract	General
Contract start date	01/11/2007
Contract end date	

18/19 Contracted general activity (UDA)	28,458
Carry forward general activity (UDA)	0
18/19 Contracted orthodontic activity (UOA)	0
Carry forward orthodontic activity (UOA)	0
Baseline contract value	£772,215.52

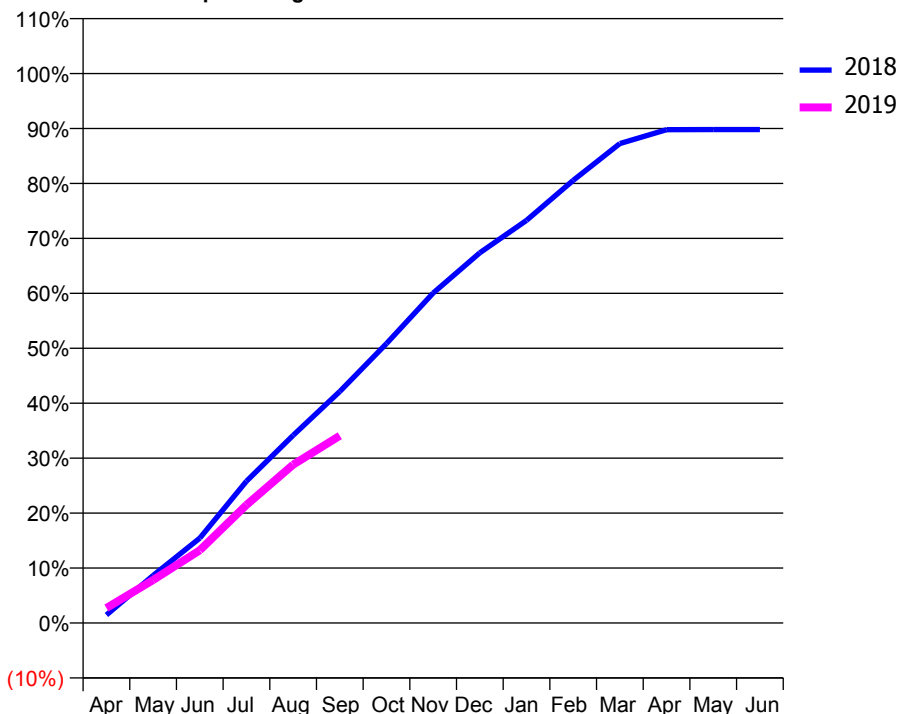
ACCESS*

Patients seen in 24 months	Total	Change since previous quarter
Quarter ending September 2017	9,742	
Quarter ending December 2017	9,672	→
Quarter ending March 2018	9,525	↓
Quarter ending June 2018	9,433	→
Quarter ending September 2018	9,309	↓
Variance since September 2017	(4.4%)	↓



ACTIVITY

Cumulative percentage of contracted UDA delivered 2018 & 2019



Adjusted Scheduled Activity (UDA)

Month	2018	2019
April	419	775
May	2,459	2,229
June	4,397	3,767
July	7,343	6,115
August	9,721	8,200
September	11,994	9,701
October	14,473	
November	17,085	
December	19,177	
January	20,851	
February	22,921	
March	24,830	
April	25,550	
May	25,555	
June	25,559	

QUALITY

	Quantity	Base Number	Contract	AT	Region	England
% of FP17s for the same patient ID Re-attending within 3 months - Children	98	1,791	5.5%	11.6%	12.2%	11.6%
% of FP17s for the same patient ID Re-attending within 3 months - Adults	330	4,028	8.2%	15.1%	15.8%	15.5%
% of FP17s for the same patient ID Re-attending between 3 & 9 months - Children	1,066	1,791	59.5%	58.6%	60.3%	58.8%
% of FP17s for the same patient ID Re-attending between 3 & 9 months - Adults	2,404	4,028	59.7%	51.5%	53.5%	51.1%
% of FP17s for Band 1 Urgent Courses	189	5,458	3.5%	10.7%	9.1%	9.0%
% of FP17s Relating to Free Repair or Replacements	35	5,458	0.6%	0.9%	1.0%	0.8%
% of FP17s Relating to Continuations	68	5,458	1.2%	0.9%	1.0%	0.9%
% of Patients satisfied with the dentistry they have received	2	2	N/A	93.2%	93.6%	93.3%
% of Patients satisfied with the time they had to wait for an appointment	2	2	N/A	88.5%	89.8%	88.9%

* This is based on patients treated on this contract for their most recent course of treatment. Figures in italics indicate the base number of FP17s or Patient Questionnaire responses are less than 100. N/A is shown where the base number of responses is less than 10 during the period. % is calculated as Quantity/Base number*100

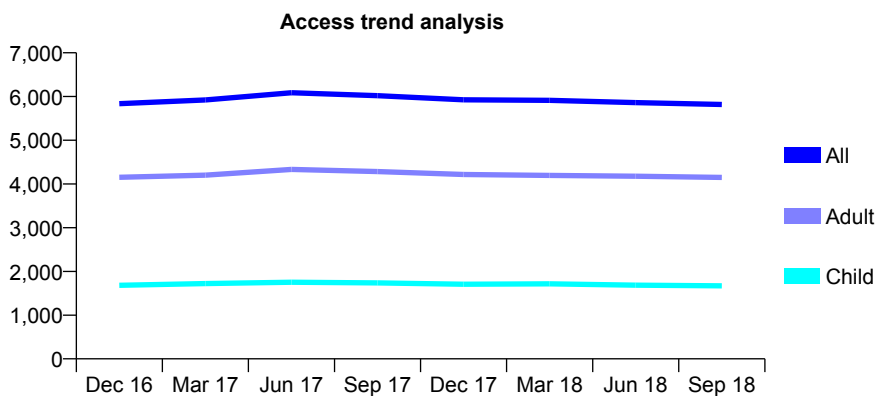
Q47 - Vital Signs At a Glance Contract Report for 194573/0001 - September 2018

Name or company name	Jones Dental Practice
Contract type name	GDS Contract
Purpose of contract	General
Contract start date	01/06/2010
Contract end date	

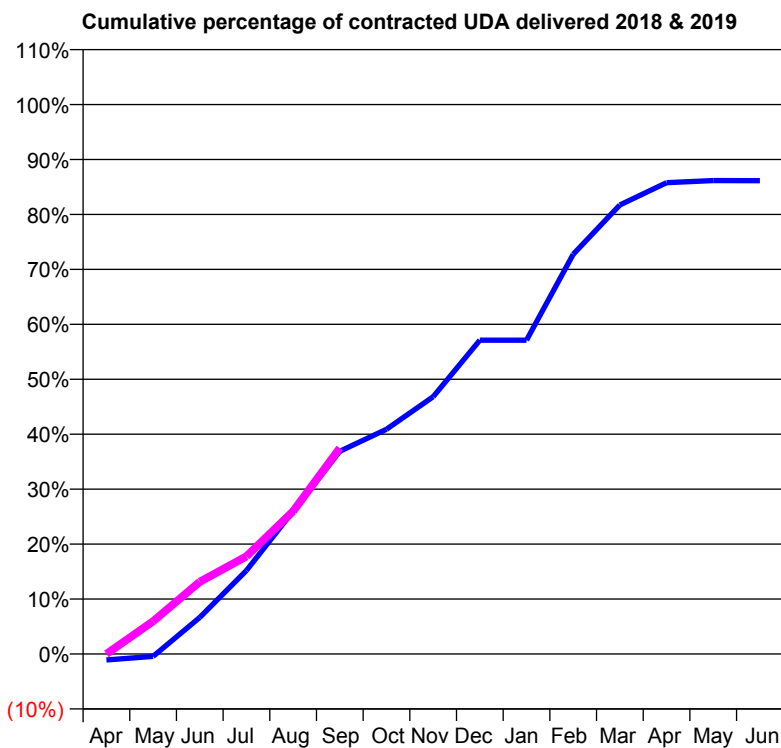
18/19 Contracted general activity (UDA)	16,357
Carry forward general activity (UDA)	0
18/19 Contracted orthodontic activity (UOA)	0
Carry forward orthodontic activity (UOA)	0
Baseline contract value	£443,106.05

ACCESS*

Patients seen in 24 months	Total	Change since previous quarter
Quarter ending September 2017	6,019	
Quarter ending December 2017	5,926	↓
Quarter ending March 2018	5,912	→
Quarter ending June 2018	5,860	→
Quarter ending September 2018	5,819	→
Variance since September 2017	(3.3%)	↓



ACTIVITY



Adjusted Scheduled Activity (UDA)		
Month	2018	2019
April	-179	0
May	-75	976
June	1,091	2,151
July	2,486	2,909
August	4,254	4,249
September	6,035	6,129
October	6,691	
November	7,659	
December	9,343	
January	9,343	
February	11,898	
March	13,366	
April	14,030	
May	14,091	
June	14,087	

QUALITY

	Quantity	Base Number	Contract	AT	Region	England
% of FP17s for the same patient ID Re-attending within 3 months - Children	410	1,637	25.0%	11.6%	12.2%	11.6%
% of FP17s for the same patient ID Re-attending within 3 months - Adults	465	3,001	15.5%	15.1%	15.8%	15.5%
% of FP17s for the same patient ID Re-attending between 3 & 9 months - Children	942	1,637	57.5%	58.6%	60.3%	58.8%
% of FP17s for the same patient ID Re-attending between 3 & 9 months - Adults	1,891	3,001	63.0%	51.5%	53.5%	51.1%
% of FP17s for Band 1 Urgent Courses	142	3,205	4.4%	10.7%	9.1%	9.0%
% of FP17s Relating to Free Repair or Replacements	3	3,205	0.1%	0.9%	1.0%	0.8%
% of FP17s Relating to Continuations	2	3,205	0.1%	0.9%	1.0%	0.9%
% of Patients satisfied with the dentistry they have received	6	6	N/A	93.2%	93.6%	93.3%
% of Patients satisfied with the time they had to wait for an appointment	6	6	N/A	88.5%	89.8%	88.9%

* This is based on patients treated on this contract for their most recent course of treatment. Figures in italics indicate the base number of FP17s or Patient Questionnaire responses are less than 100. N/A is shown where the base number of responses is less than 10 during the period. % is calculated as Quantity/Base number*100

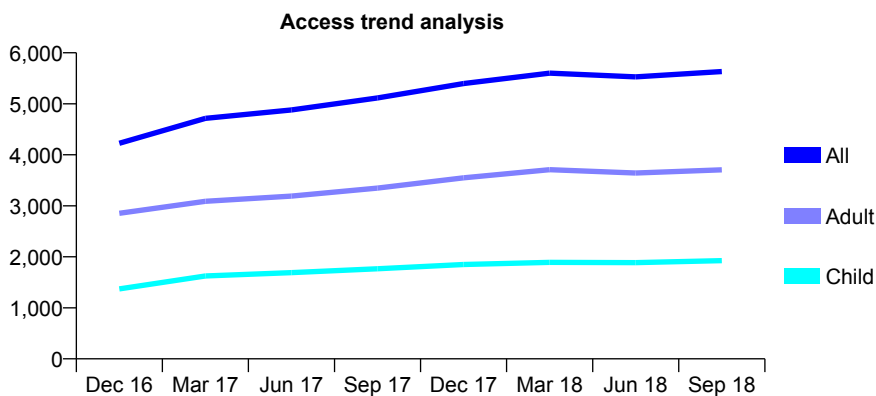
Q47 - Vital Signs At a Glance Contract Report for 197211/0001 - September 2018

Name or company name	Drakes Dental Care
Contract type name	GDS Contract
Purpose of contract	General
Contract start date	26/12/2012
Contract end date	

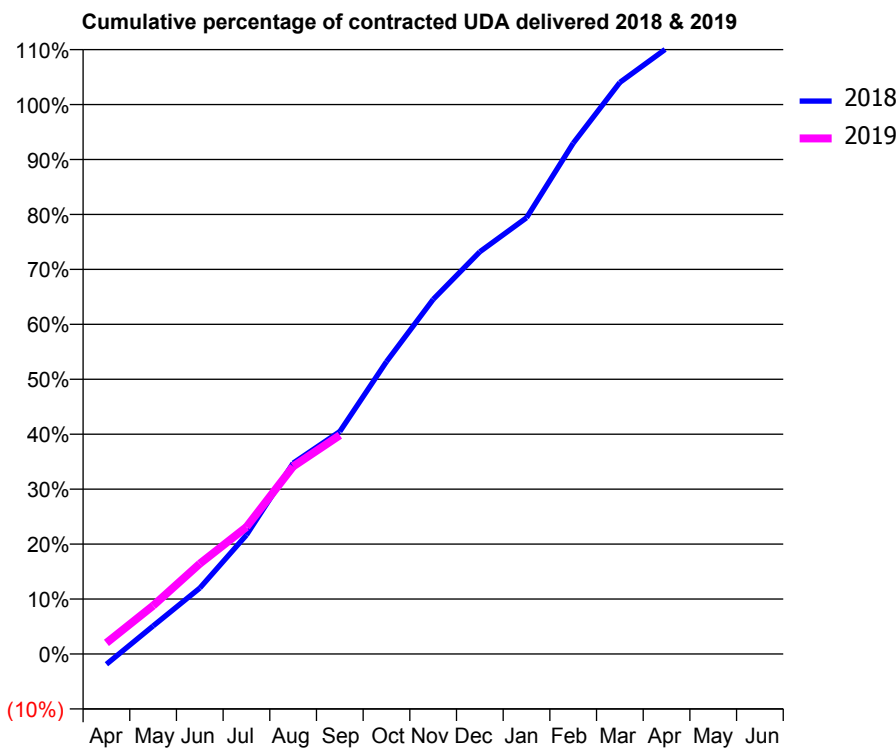
18/19 Contracted general activity (UDA)	15,403
Carry forward general activity (UDA)	0
18/19 Contracted orthodontic activity (UOA)	0
Carry forward orthodontic activity (UOA)	0
Baseline contract value	£409,417.44

ACCESS*

Patients seen in 24 months	Total	Change since previous quarter
Quarter ending September 2017	5,116	
Quarter ending December 2017	5,398	↑
Quarter ending March 2018	5,601	↑
Quarter ending June 2018	5,528	↓
Quarter ending September 2018	5,632	→
Variance since September 2017	10.1%	↑



ACTIVITY



Month	Adjusted Scheduled Activity (UDA)	
	2018	2019
April	-289	314
May	786	1,354
June	1,849	2,532
July	3,335	3,559
August	5,351	5,259
September	6,235	6,134
October	8,195	
November	9,942	
December	11,274	
January	12,227	
February	14,318	
March	16,021	
April	16,975	
May	16,976	
June	16,998	

QUALITY

	Quantity	Base Number	Contract	AT	Region	England
% of FP17s for the same patient ID Re-attending within 3 months - Children	152	1,447	10.5%	11.6%	12.2%	11.6%
% of FP17s for the same patient ID Re-attending within 3 months - Adults	265	2,181	12.2%	15.1%	15.8%	15.5%
% of FP17s for the same patient ID Re-attending between 3 & 9 months - Children	895	1,447	61.9%	58.6%	60.3%	58.8%
% of FP17s for the same patient ID Re-attending between 3 & 9 months - Adults	1,285	2,181	58.9%	51.5%	53.5%	51.1%
% of FP17s for Band 1 Urgent Courses	277	3,094	9.0%	10.7%	9.1%	9.0%
% of FP17s Relating to Free Repair or Replacements	23	3,094	0.7%	0.9%	1.0%	0.8%
% of FP17s Relating to Continuations	10	3,094	0.3%	0.9%	1.0%	0.9%
% of Patients satisfied with the dentistry they have received	8	8	N/A	93.2%	93.6%	93.3%
% of Patients satisfied with the time they had to wait for an appointment	6	8	N/A	88.5%	89.8%	88.9%

* This is based on patients treated on this contract for their most recent course of treatment. Figures in italics indicate the base number of FP17s or Patient Questionnaire responses are less than 100. N/A is shown where the base number of responses is less than 10 during the period. % is calculated as Quantity/Base number*100

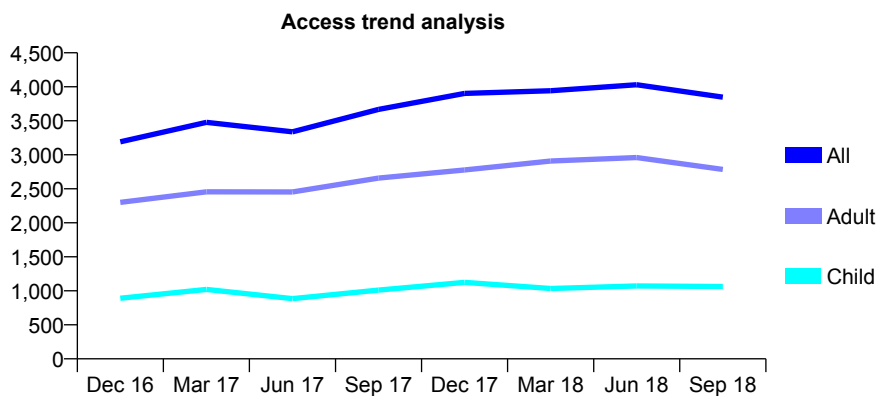
Q47 - Vital Signs At a Glance Contract Report for 197416/0002 - September 2018

Name or company name	Whitworth Dental Care Limited
Contract type name	GDS Contract
Purpose of contract	General
Contract start date	01/04/2013
Contract end date	

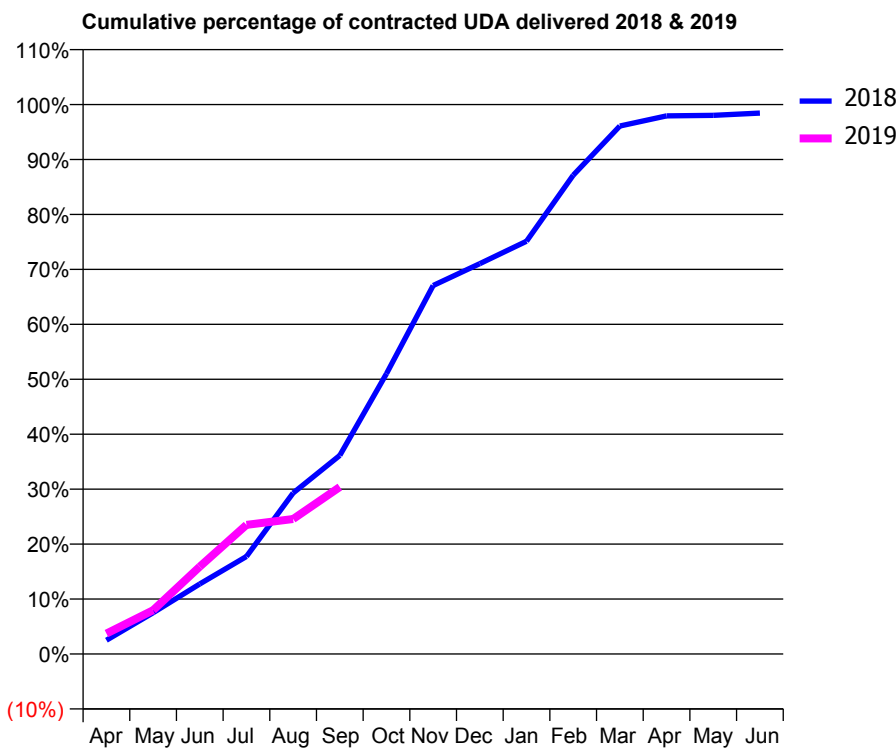
18/19 Contracted general activity (UDA)	9,000
Carry forward general activity (UDA)	0
18/19 Contracted orthodontic activity (UOA)	0
Carry forward orthodontic activity (UOA)	0
Baseline contract value	£293,488.56

ACCESS*

Patients seen in 24 months	Total	Change since previous quarter
Quarter ending September 2017	3,668	
Quarter ending December 2017	3,903	↑
Quarter ending March 2018	3,943	→
Quarter ending June 2018	4,031	↑
Quarter ending September 2018	3,849	↓
Variance since September 2017	4.9%	↑



ACTIVITY



Month	Adjusted Scheduled Activity (UDA)	
	2018	2019
April	227	334
May	676	716
June	1,148	1,432
July	1,598	2,115
August	2,636	2,211
September	3,254	2,736
October	4,592	
November	6,035	
December	6,394	
January	6,761	
February	7,843	
March	8,649	
April	8,813	
May	8,822	
June	8,859	

QUALITY

	Quantity	Base Number	Contract	AT	Region	England
% of FP17s for the same patient ID Re-attending within 3 months - Children	56	964	5.8%	11.6%	12.2%	11.6%
% of FP17s for the same patient ID Re-attending within 3 months - Adults	85	904	9.4%	15.1%	15.8%	15.5%
% of FP17s for the same patient ID Re-attending between 3 & 9 months - Children	462	964	47.9%	58.6%	60.3%	58.8%
% of FP17s for the same patient ID Re-attending between 3 & 9 months - Adults	259	904	28.7%	51.5%	53.5%	51.1%
% of FP17s for Band 1 Urgent Courses	79	1,511	5.2%	10.7%	9.1%	9.0%
% of FP17s Relating to Free Repair or Replacements	0	1,511	0.0%	0.9%	1.0%	0.8%
% of FP17s Relating to Continuations	4	1,511	0.3%	0.9%	1.0%	0.9%
% of Patients satisfied with the dentistry they have received	2	2	N/A	93.2%	93.6%	93.3%
% of Patients satisfied with the time they had to wait for an appointment	2	2	N/A	88.5%	89.8%	88.9%

* This is based on patients treated on this contract for their most recent course of treatment. Figures in italics indicate the base number of FP17s or Patient Questionnaire responses are less than 100. N/A is shown where the base number of responses is less than 10 during the period. % is calculated as Quantity/Base number*100

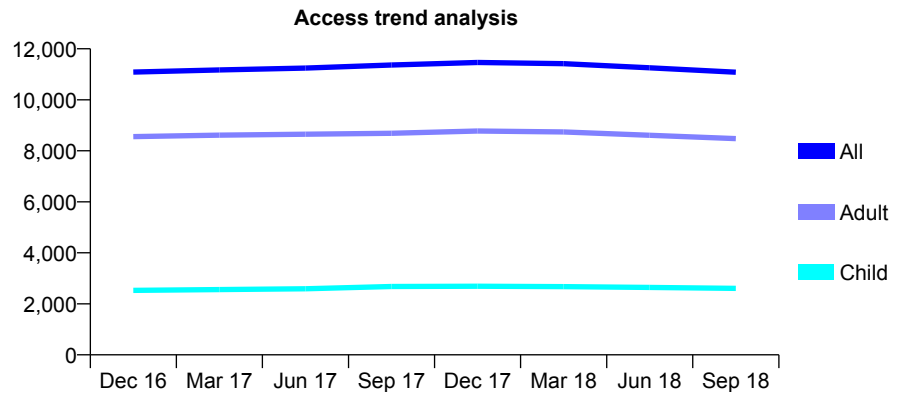
Q47 - Vital Signs At a Glance Contract Report for 198447/0001 - September 2018

Name or company name	Dentistry 4 All
Contract type name	Pilot Contract
Purpose of contract	General and Orthodontic
Contract start date	01/04/2009
Contract end date	

18/19 Contracted general activity (UDA)	34,000
Carry forward general activity (UDA)	0
18/19 Contracted orthodontic activity (UOA)	1,000
Carry forward orthodontic activity (UOA)	0
Baseline contract value	£1,159,325.54

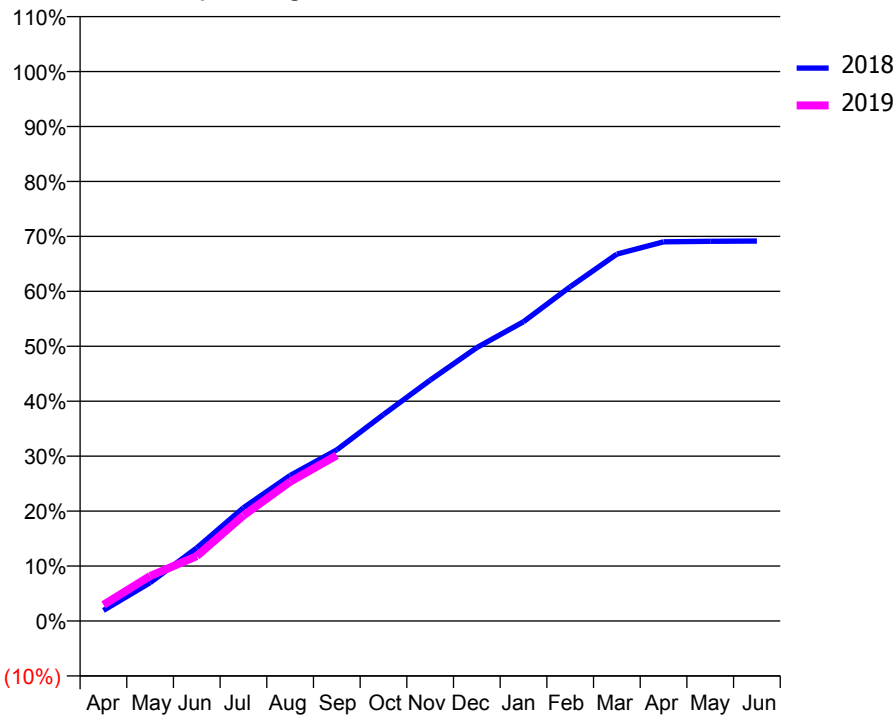
ACCESS*

Patients seen in 24 months	Total	Change since previous quarter
Quarter ending September 2017	11,367	
Quarter ending December 2017	11,465	→
Quarter ending March 2018	11,415	→
Quarter ending June 2018	11,253	↓
Quarter ending September 2018	11,083	↓
Variance since September 2017	(2.5%)	↓



ACTIVITY

Cumulative percentage of contracted UDA delivered 2018 & 2019



Month	Adjusted Scheduled Activity (UDA)	
	2018	2019
April	658	1,002
May	2,372	2,781
June	4,525	4,011
July	7,006	6,533
August	9,008	8,620
September	10,593	10,254
October	12,779	
November	14,902	
December	16,915	
January	18,521	
February	20,681	
March	22,706	
April	23,464	
May	23,498	
June	23,508	

QUALITY

	Quantity	Base Number	Contract	AT	Region	England
% of FP17s for the same patient ID Re-attending within 3 months - Children	143	1,865	7.7%	11.6%	12.2%	11.6%
% of FP17s for the same patient ID Re-attending within 3 months - Adults	583	4,430	13.2%	15.1%	15.8%	15.5%
% of FP17s for the same patient ID Re-attending between 3 & 9 months - Children	1,045	1,865	56.0%	58.6%	60.3%	58.8%
% of FP17s for the same patient ID Re-attending between 3 & 9 months - Adults	1,515	4,430	34.2%	51.5%	53.5%	51.1%
% of FP17s for Band 1 Urgent Courses	350	5,219	6.7%	10.7%	9.1%	9.0%
% of FP17s Relating to Free Repair or Replacements	11	5,219	0.2%	0.9%	1.0%	0.8%
% of FP17s Relating to Continuations	8	5,219	0.2%	0.9%	1.0%	0.9%
% of Patients satisfied with the dentistry they have received	6	7	N/A	93.2%	93.6%	93.3%
% of Patients satisfied with the time they had to wait for an appointment	5	7	N/A	88.5%	89.8%	88.9%

* This is based on patients treated on this contract for their most recent course of treatment. Figures in italics indicate the base number of FP17s or Patient Questionnaire responses are less than 100. N/A is shown where the base number of responses is less than 10 during the period. % is calculated as Quantity/Base number*100

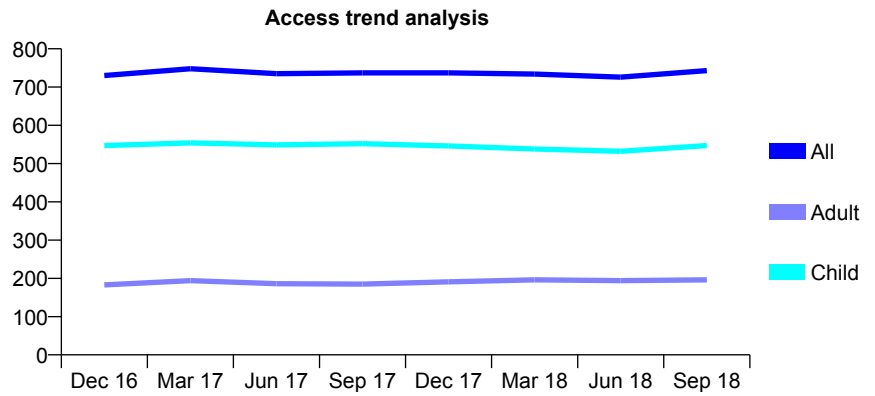
Q47 - Vital Signs At a Glance Contract Report for 199095/0001 - September 2018

Name or company name	Aughton Dental Practice
Contract type name	GDS Contract
Purpose of contract	General
Contract start date	31/08/2012
Contract end date	

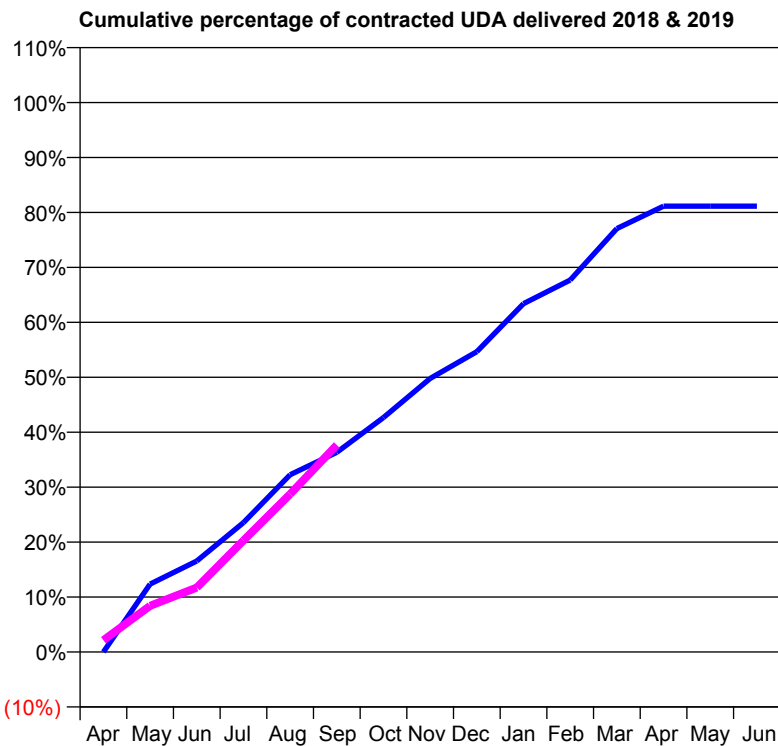
18/19 Contracted general activity (UDA)	2,000
Carry forward general activity (UDA)	0
18/19 Contracted orthodontic activity (UOA)	0
Carry forward orthodontic activity (UOA)	0
Baseline contract value	£58,546.91

ACCESS*

Patients seen in 24 months	Total	Change since previous quarter
Quarter ending September 2017	737	
Quarter ending December 2017	737	→
Quarter ending March 2018	734	→
Quarter ending June 2018	726	↓
Quarter ending September 2018	743	↑
Variance since September 2017	0.8%	→



ACTIVITY



Adjusted Scheduled Activity (UDA)		
Month	2018	2019
April	0	43
May	247	168
June	331	235
July	471	406
August	645	575
September	727	753
October	854	
November	996	
December	1,093	
January	1,268	
February	1,354	
March	1,541	
April	1,623	
May	1,623	
June	1,623	

QUALITY

	Quantity	Base Number	Contract	AT	Region	England
% of FP17s for the same patient ID Re-attending within 3 months - Children	65	607	10.7%	11.6%	12.2%	11.6%
% of FP17s for the same patient ID Re-attending within 3 months - Adults	8	120	6.7%	15.1%	15.8%	15.5%
% of FP17s for the same patient ID Re-attending between 3 & 9 months - Children	367	607	60.5%	58.6%	60.3%	58.8%
% of FP17s for the same patient ID Re-attending between 3 & 9 months - Adults	65	120	54.2%	51.5%	53.5%	51.1%
% of FP17s for Band 1 Urgent Courses	17	640	2.7%	10.7%	9.1%	9.0%
% of FP17s Relating to Free Repair or Replacements	0	640	0.0%	0.9%	1.0%	0.8%
% of FP17s Relating to Continuations	8	640	1.3%	0.9%	1.0%	0.9%
% of Patients satisfied with the dentistry they have received	0	0	N/A	93.2%	93.6%	93.3%
% of Patients satisfied with the time they had to wait for an appointment	0	0	N/A	88.5%	89.8%	88.9%

* This is based on patients treated on this contract for their most recent course of treatment. Figures in italics indicate the base number of FP17s or Patient Questionnaire responses are less than 100. N/A is shown where the base number of responses is less than 10 during the period. % is calculated as Quantity/Base number*100

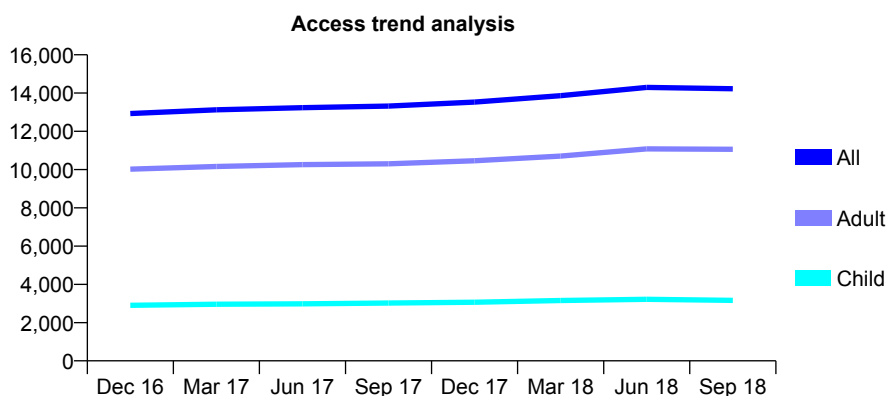
Q47 - Vital Signs At a Glance Contract Report for 199710/0001 - September 2018

Name or company name	BROCK STREET DENTAL PRACTICE LTI
Contract type name	GDS Contract
Purpose of contract	General
Contract start date	01/04/2010
Contract end date	

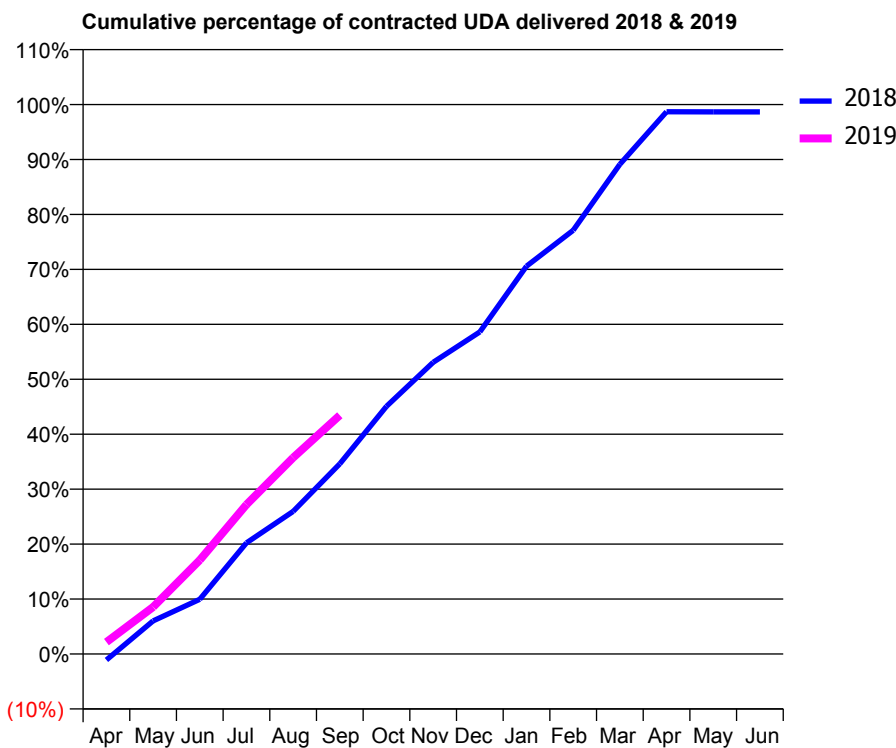
18/19 Contracted general activity (UDA)	36,251
Carry forward general activity (UDA)	0
18/19 Contracted orthodontic activity (UOA)	0
Carry forward orthodontic activity (UOA)	0
Baseline contract value	£1,054,935.21

ACCESS*

Patients seen in 24 months	Total	Change since previous quarter
Quarter ending September 2017	13,321	
Quarter ending December 2017	13,526	→
Quarter ending March 2018	13,861	↑
Quarter ending June 2018	14,295	↑
Quarter ending September 2018	14,229	→
Variance since September 2017	6.8%	↑



ACTIVITY



Month	Adjusted Scheduled Activity (UDA)	
	2018	2019
April	-396	787
May	2,184	3,101
June	3,615	6,202
July	7,333	9,855
August	9,404	12,953
September	12,547	15,754
October	16,340	
November	19,242	
December	21,246	
January	25,584	
February	27,954	
March	32,310	
April	35,769	
May	35,763	
June	35,763	

QUALITY

	Quantity	Base Number	Contract	AT	Region	England
% of FP17s for the same patient ID Re-attending within 3 months - Children	165	2,606	6.3%	11.6%	12.2%	11.6%
% of FP17s for the same patient ID Re-attending within 3 months - Adults	1,319	7,827	16.9%	15.1%	15.8%	15.5%
% of FP17s for the same patient ID Re-attending between 3 & 9 months - Children	1,832	2,606	70.3%	58.6%	60.3%	58.8%
% of FP17s for the same patient ID Re-attending between 3 & 9 months - Adults	2,925	7,827	37.4%	51.5%	53.5%	51.1%
% of FP17s for Band 1 Urgent Courses	1,176	8,392	14.0%	10.7%	9.1%	9.0%
% of FP17s Relating to Free Repair or Replacements	109	8,392	1.3%	0.9%	1.0%	0.8%
% of FP17s Relating to Continuations	73	8,392	0.9%	0.9%	1.0%	0.9%
% of Patients satisfied with the dentistry they have received	16	16	100.0%	93.2%	93.6%	93.3%
% of Patients satisfied with the time they had to wait for an appointment	15	16	93.8%	88.5%	89.8%	88.9%

* This is based on patients treated on this contract for their most recent course of treatment. Figures in italics indicate the base number of FP17s or Patient Questionnaire responses are less than 100. N/A is shown where the base number of responses is less than 10 during the period. % is calculated as Quantity/Base number*100

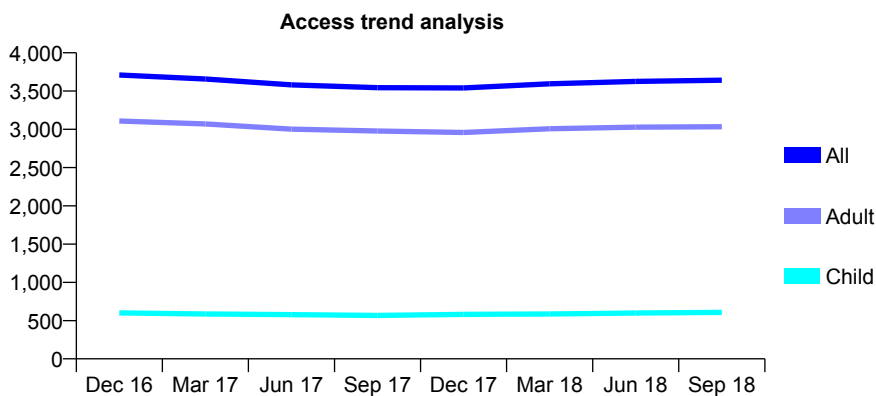
Q47 - Vital Signs At a Glance Contract Report for 208582/0001 - September 2018

Name or company name	MR S DITCHFIELD
Contract type name	GDS Contract
Purpose of contract	General
Contract start date	01/04/2006
Contract end date	

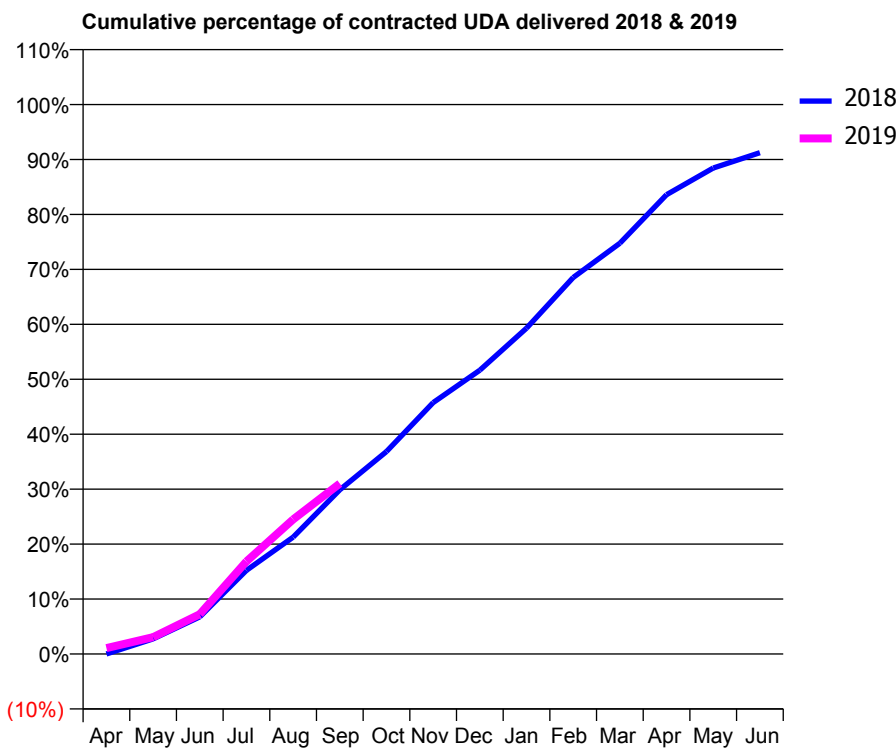
18/19 Contracted general activity (UDA)	11,235
Carry forward general activity (UDA)	0
18/19 Contracted orthodontic activity (UOA)	0
Carry forward orthodontic activity (UOA)	0
Baseline contract value	£366,375.99

ACCESS*

Patients seen in 24 months	Total	Change since previous quarter
Quarter ending September 2017	3,544	
Quarter ending December 2017	3,541	→
Quarter ending March 2018	3,594	→
Quarter ending June 2018	3,627	→
Quarter ending September 2018	3,641	→
Variance since September 2017	2.7%	↑



ACTIVITY



Month	Adjusted Scheduled Activity (UDA)	
	2018	2019
April	0	122
May	311	344
June	759	814
July	1,710	1,894
August	2,390	2,751
September	3,358	3,486
October	4,140	
November	5,141	
December	5,803	
January	6,663	
February	7,698	
March	8,400	
April	9,391	
May	9,936	
June	10,250	

QUALITY

	Quantity	Base Number	Contract	AT	Region	England
% of FP17s for the same patient ID Re-attending within 3 months - Children	46	419	11.0%	11.6%	12.2%	11.6%
% of FP17s for the same patient ID Re-attending within 3 months - Adults	284	2,408	11.8%	15.1%	15.8%	15.5%
% of FP17s for the same patient ID Re-attending between 3 & 9 months - Children	185	419	44.2%	58.6%	60.3%	58.8%
% of FP17s for the same patient ID Re-attending between 3 & 9 months - Adults	1,300	2,408	54.0%	51.5%	53.5%	51.1%
% of FP17s for Band 1 Urgent Courses	182	1,935	9.4%	10.7%	9.1%	9.0%
% of FP17s Relating to Free Repair or Replacements	10	1,935	0.5%	0.9%	1.0%	0.8%
% of FP17s Relating to Continuations	38	1,935	2.0%	0.9%	1.0%	0.9%
% of Patients satisfied with the dentistry they have received	4	4	N/A	93.2%	93.6%	93.3%
% of Patients satisfied with the time they had to wait for an appointment	3	4	N/A	88.5%	89.8%	88.9%

* This is based on patients treated on this contract for their most recent course of treatment. Figures in italics indicate the base number of FP17s or Patient Questionnaire responses are less than 100. N/A is shown where the base number of responses is less than 10 during the period. % is calculated as Quantity/Base number*100

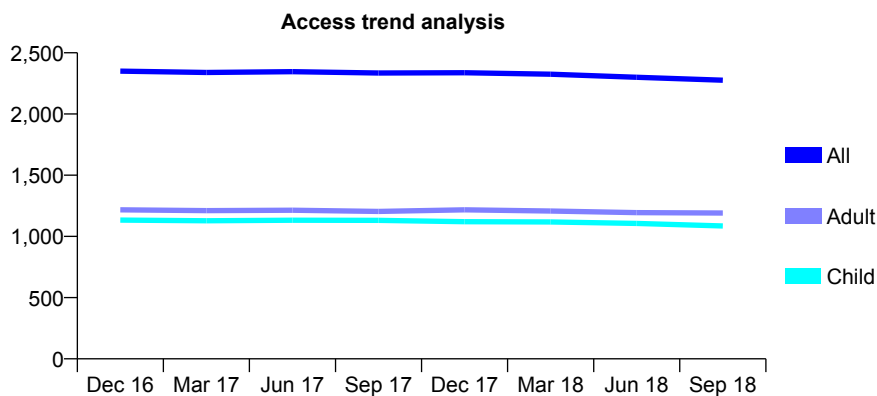
Q47 - Vital Signs At a Glance Contract Report for 208949/0001 - September 2018

Name or company name	Mr R Shimmin
Contract type name	GDS Contract
Purpose of contract	General
Contract start date	01/04/2006
Contract end date	

18/19 Contracted general activity (UDA)	6,500
Carry forward general activity (UDA)	0
18/19 Contracted orthodontic activity (UOA)	0
Carry forward orthodontic activity (UOA)	0
Baseline contract value	£141,321.35

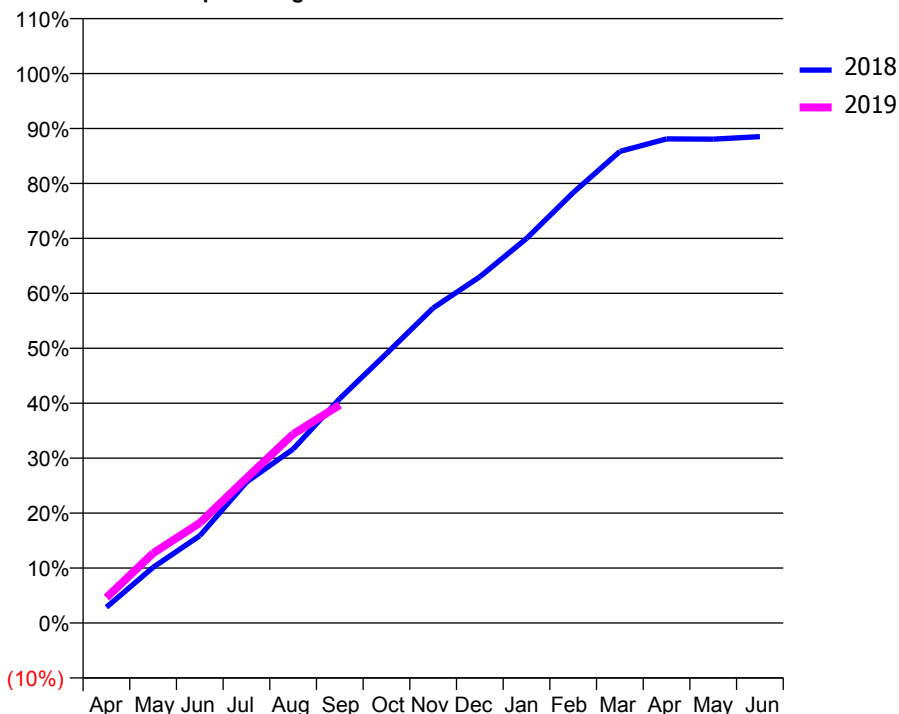
ACCESS*

Patients seen in 24 months	Total	Change since previous quarter
Quarter ending September 2017	2,335	
Quarter ending December 2017	2,337	→
Quarter ending March 2018	2,325	→
Quarter ending June 2018	2,300	↓
Quarter ending September 2018	2,276	↓
Variance since September 2017	(2.5%)	↓



ACTIVITY

Cumulative percentage of contracted UDA delivered 2018 & 2019



Month	Adjusted Scheduled Activity (UDA)	
	2018	2019
April	187	300
May	659	825
June	1,032	1,184
July	1,667	1,713
August	2,057	2,235
September	2,656	2,580
October	3,187	
November	3,727	
December	4,096	
January	4,548	
February	5,091	
March	5,579	
April	5,726	
May	5,724	
June	5,753	

QUALITY

	Quantity	Base Number	Contract	AT	Region	England
% of FP17s for the same patient ID Re-attending within 3 months - Children	50	882	5.7%	11.6%	12.2%	11.6%
% of FP17s for the same patient ID Re-attending within 3 months - Adults	95	788	12.1%	15.1%	15.8%	15.5%
% of FP17s for the same patient ID Re-attending between 3 & 9 months - Children	635	882	72.0%	58.6%	60.3%	58.8%
% of FP17s for the same patient ID Re-attending between 3 & 9 months - Adults	526	788	66.8%	51.5%	53.5%	51.1%
% of FP17s for Band 1 Urgent Courses	60	1,569	3.8%	10.7%	9.1%	9.0%
% of FP17s Relating to Free Repair or Replacements	0	1,569	0.0%	0.9%	1.0%	0.8%
% of FP17s Relating to Continuations	1	1,569	0.1%	0.9%	1.0%	0.9%
% of Patients satisfied with the dentistry they have received	0	0	N/A	93.2%	93.6%	93.3%
% of Patients satisfied with the time they had to wait for an appointment	0	0	N/A	88.5%	89.8%	88.9%

* This is based on patients treated on this contract for their most recent course of treatment. Figures in italics indicate the base number of FP17s or Patient Questionnaire responses are less than 100. N/A is shown where the base number of responses is less than 10 during the period. % is calculated as Quantity/Base number*100

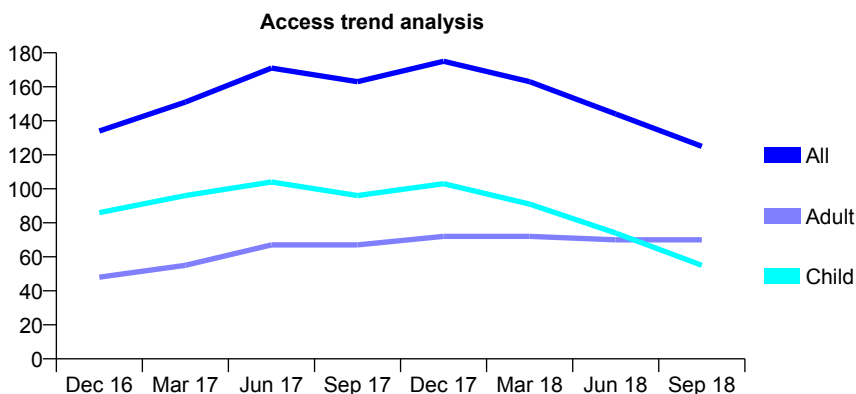
Q47 - Vital Signs At a Glance Contract Report for 215694/0001 - September 2018

Name or company name	MISS SL CARO
Contract type name	GDS Contract
Purpose of contract	General
Contract start date	01/04/2006
Contract end date	

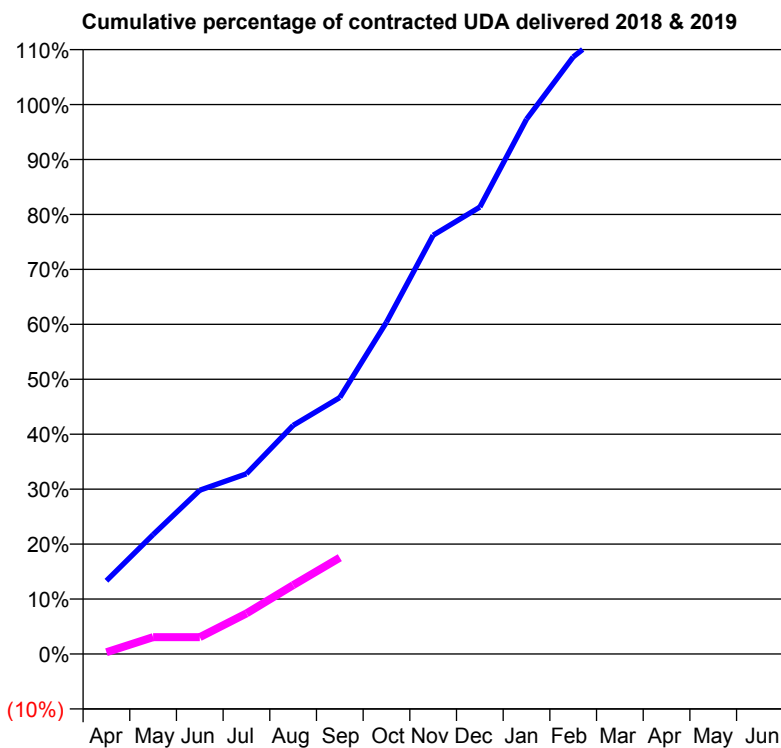
18/19 Contracted general activity (UDA)	300
Carry forward general activity (UDA)	0
18/19 Contracted orthodontic activity (UOA)	0
Carry forward orthodontic activity (UOA)	0
Baseline contract value	£6,458.40

ACCESS*

Patients seen in 24 months	Total	Change since previous quarter
Quarter ending September 2017	163	
Quarter ending December 2017	175	↑
Quarter ending March 2018	163	↓
Quarter ending June 2018	144	↓
Quarter ending September 2018	125	↓
Variance since September 2017	(23.3%)	↓



ACTIVITY



Adjusted Scheduled Activity (UDA)		
Month	2018	2019
April	40	1
May	65	9
June	89	9
July	98	22
August	125	38
September	140	53
October	181	
November	229	
December	244	
January	292	
February	326	
March	346	
April	347	
May	347	
June	347	

QUALITY

	Quantity	Base Number	Contract	AT	Region	England
% of FP17s for the same patient ID Re-attending within 3 months - Children	0	9	0.0%	11.6%	12.2%	11.6%
% of FP17s for the same patient ID Re-attending within 3 months - Adults	3	23	13.0%	15.1%	15.8%	15.5%
% of FP17s for the same patient ID Re-attending between 3 & 9 months - Children	2	9	22.2%	58.6%	60.3%	58.8%
% of FP17s for the same patient ID Re-attending between 3 & 9 months - Adults	10	23	43.5%	51.5%	53.5%	51.1%
% of FP17s for Band 1 Urgent Courses	3	31	9.7%	10.7%	9.1%	9.0%
% of FP17s Relating to Free Repair or Replacements	0	31	0.0%	0.9%	1.0%	0.8%
% of FP17s Relating to Continuations	0	31	0.0%	0.9%	1.0%	0.9%
% of Patients satisfied with the dentistry they have received	0	0	N/A	93.2%	93.6%	93.3%
% of Patients satisfied with the time they had to wait for an appointment	0	0	N/A	88.5%	89.8%	88.9%

* This is based on patients treated on this contract for their most recent course of treatment. Figures in italics indicate the base number of FP17s or Patient Questionnaire responses are less than 100. N/A is shown where the base number of responses is less than 10 during the period. % is calculated as Quantity/Base number*100

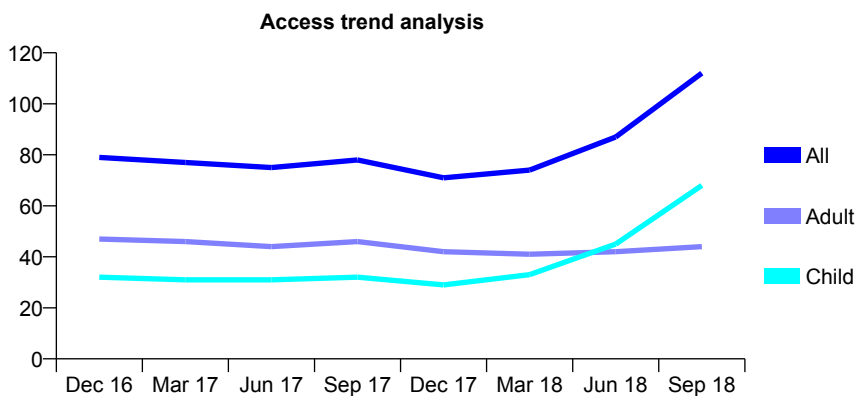
Q47 - Vital Signs At a Glance Contract Report for 215694/0002 - September 2018

Name or company name	MISS SL CARO
Contract type name	GDS Contract
Purpose of contract	General
Contract start date	01/01/2012
Contract end date	

18/19 Contracted general activity (UDA)	150
Carry forward general activity (UDA)	0
18/19 Contracted orthodontic activity (UOA)	0
Carry forward orthodontic activity (UOA)	0
Baseline contract value	£2,993.81

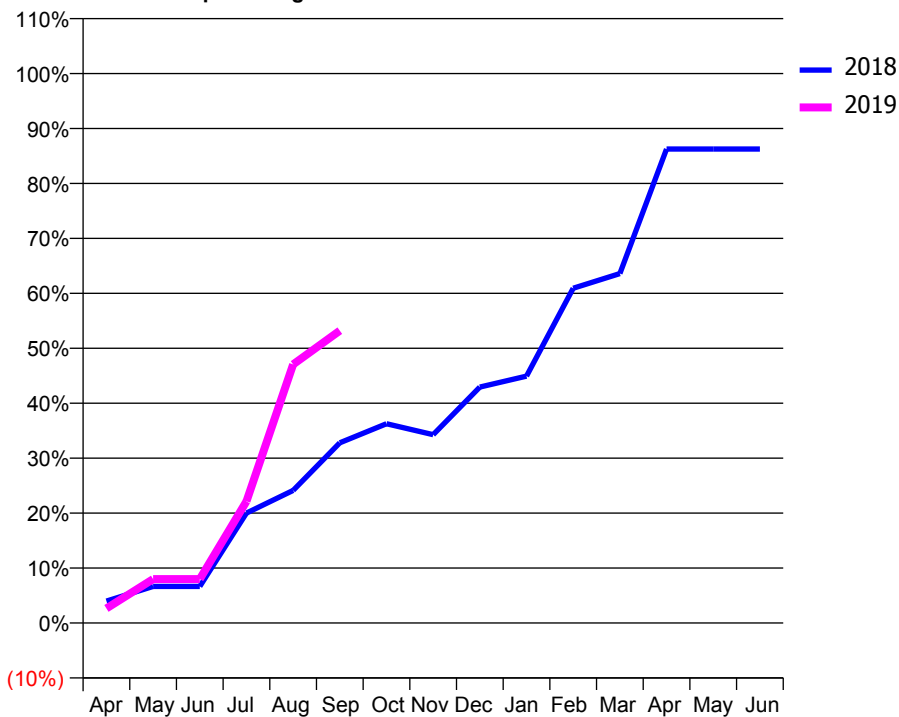
ACCESS*

Patients seen in 24 months	Total	Change since previous quarter
Quarter ending September 2017	78	
Quarter ending December 2017	71	↓
Quarter ending March 2018	74	↑
Quarter ending June 2018	87	↑
Quarter ending September 2018	112	↑
Variance since September 2017	43.6%	↑



ACTIVITY

Cumulative percentage of contracted UDA delivered 2018 & 2019



Adjusted Scheduled Activity (UDA)		
Month	2018	2019
April	6	4
May	10	12
June	10	12
July	30	33
August	36	71
September	49	80
October	54	
November	51	
December	64	
January	67	
February	91	
March	95	
April	129	
May	129	
June	129	

QUALITY

	Quantity	Base Number	Contract	AT	Region	England
% of FP17s for the same patient ID Re-attending within 3 months - Children	1	55	1.8%	11.6%	12.2%	11.6%
% of FP17s for the same patient ID Re-attending within 3 months - Adults	0	22	0.0%	15.1%	15.8%	15.5%
% of FP17s for the same patient ID Re-attending between 3 & 9 months - Children	7	55	12.7%	58.6%	60.3%	58.8%
% of FP17s for the same patient ID Re-attending between 3 & 9 months - Adults	6	22	27.3%	51.5%	53.5%	51.1%
% of FP17s for Band 1 Urgent Courses	4	69	5.8%	10.7%	9.1%	9.0%
% of FP17s Relating to Free Repair or Replacements	0	69	0.0%	0.9%	1.0%	0.8%
% of FP17s Relating to Continuations	0	69	0.0%	0.9%	1.0%	0.9%
% of Patients satisfied with the dentistry they have received	0	0	N/A	93.2%	93.6%	93.3%
% of Patients satisfied with the time they had to wait for an appointment	0	0	N/A	88.5%	89.8%	88.9%

* This is based on patients treated on this contract for their most recent course of treatment. Figures in italics indicate the base number of FP17s or Patient Questionnaire responses are less than 100. N/A is shown where the base number of responses is less than 10 during the period. % is calculated as Quantity/Base number*100

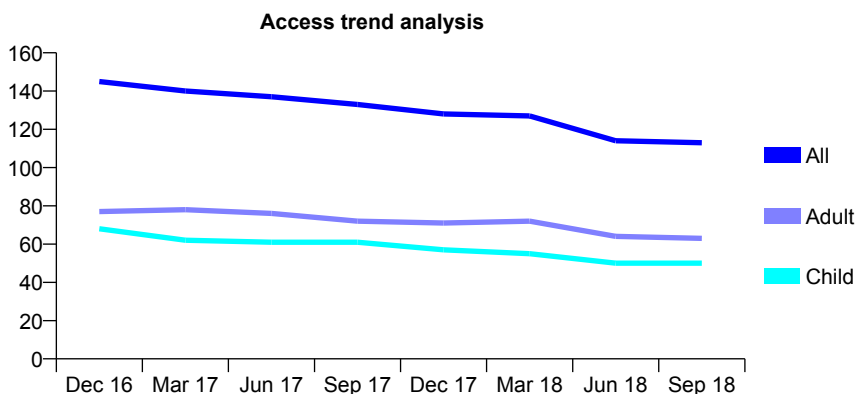
Q47 - Vital Signs At a Glance Contract Report for 221236/0002 - September 2018

Name or company name	MR PG WINSTANLEY
Contract type name	GDS Contract
Purpose of contract	General
Contract start date	01/05/2012
Contract end date	

18/19 Contracted general activity (UDA)	300
Carry forward general activity (UDA)	0
18/19 Contracted orthodontic activity (UOA)	0
Carry forward orthodontic activity (UOA)	0
Baseline contract value	£12,761.32

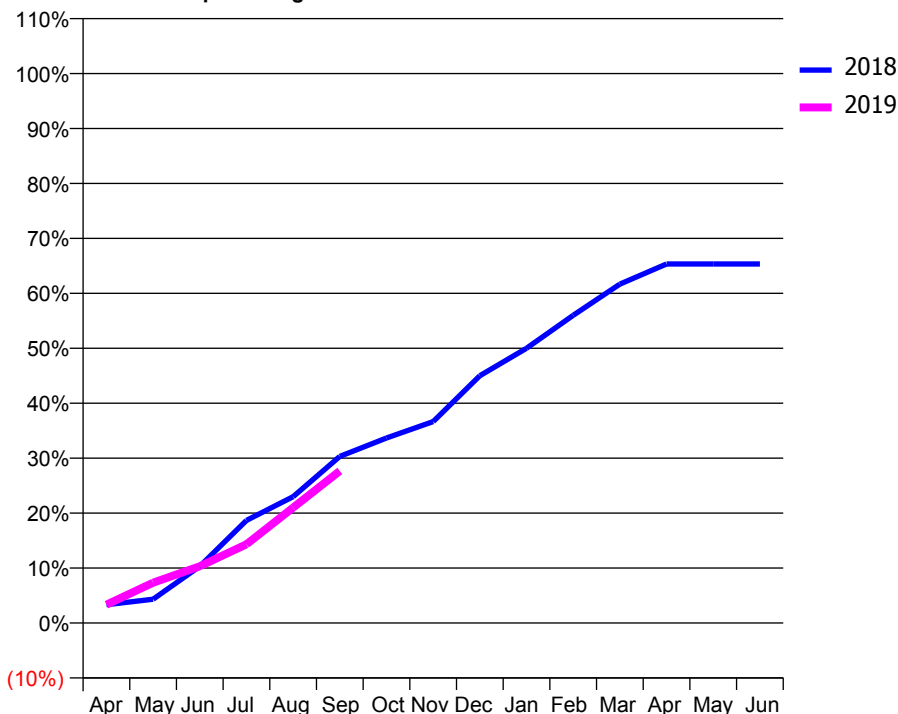
ACCESS*

Patients seen in 24 months	Total	Change since previous quarter
Quarter ending September 2017	133	
Quarter ending December 2017	128	↓
Quarter ending March 2018	127	→
Quarter ending June 2018	114	↓
Quarter ending September 2018	113	→
Variance since September 2017	(15.0%)	↓



ACTIVITY

Cumulative percentage of contracted UDA delivered 2018 & 2019



Adjusted Scheduled Activity (UDA)

Month	2018	2019
April	10	10
May	13	22
June	31	31
July	56	43
August	69	63
September	91	83
October	101	
November	110	
December	135	
January	150	
February	168	
March	185	
April	196	
May	196	
June	196	

QUALITY

	Quantity	Base Number	Contract	AT	Region	England
% of FP17s for the same patient ID Re-attending within 3 months - Children	0	44	0.0%	11.6%	12.2%	11.6%
% of FP17s for the same patient ID Re-attending within 3 months - Adults	1	36	2.8%	15.1%	15.8%	15.5%
% of FP17s for the same patient ID Re-attending between 3 & 9 months - Children	31	44	70.5%	58.6%	60.3%	58.8%
% of FP17s for the same patient ID Re-attending between 3 & 9 months - Adults	26	36	72.2%	51.5%	53.5%	51.1%
% of FP17s for Band 1 Urgent Courses	0	71	0.0%	10.7%	9.1%	9.0%
% of FP17s Relating to Free Repair or Replacements	0	71	0.0%	0.9%	1.0%	0.8%
% of FP17s Relating to Continuations	0	71	0.0%	0.9%	1.0%	0.9%
% of Patients satisfied with the dentistry they have received	0	0	N/A	93.2%	93.6%	93.3%
% of Patients satisfied with the time they had to wait for an appointment	0	0	N/A	88.5%	89.8%	88.9%

* This is based on patients treated on this contract for their most recent course of treatment. Figures in italics indicate the base number of FP17s or Patient Questionnaire responses are less than 100. N/A is shown where the base number of responses is less than 10 during the period. % is calculated as Quantity/Base number*100

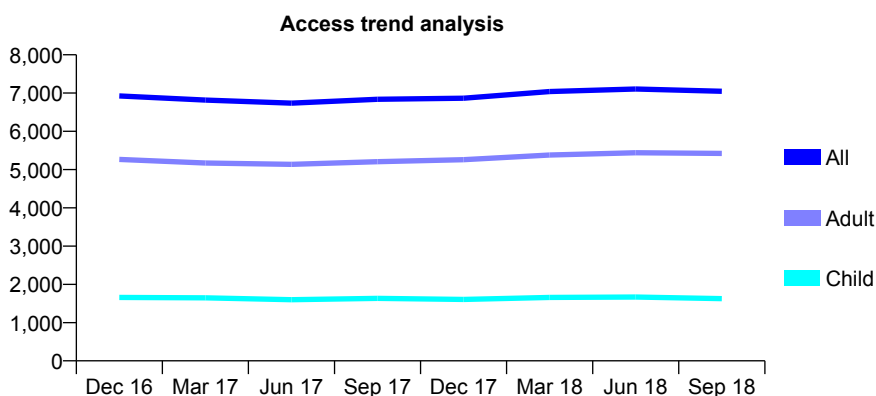
Q47 - Vital Signs At a Glance Contract Report for 222003/0001 - September 2018

Name or company name	MISS LA SOUTHWORTH
Contract type name	GDS Contract
Purpose of contract	General
Contract start date	01/04/2006
Contract end date	

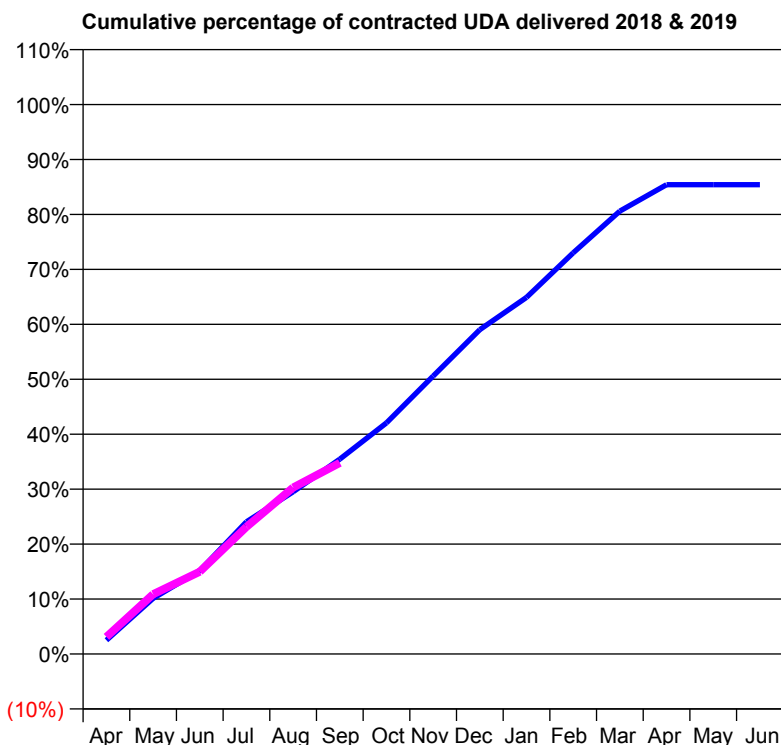
18/19 Contracted general activity (UDA)	24,250
Carry forward general activity (UDA)	0
18/19 Contracted orthodontic activity (UOA)	0
Carry forward orthodontic activity (UOA)	0
Baseline contract value	£594,452.62

ACCESS*

Patients seen in 24 months	Total	Change since previous quarter
Quarter ending September 2017	6,838	
Quarter ending December 2017	6,865	→
Quarter ending March 2018	7,040	↑
Quarter ending June 2018	7,107	→
Quarter ending September 2018	7,048	→
Variance since September 2017	3.1%	↑



ACTIVITY



Adjusted Scheduled Activity (UDA)		
Month	2018	2019
April	606	758
May	2,454	2,640
June	3,684	3,631
July	5,836	5,610
August	7,160	7,346
September	8,603	8,435
October	10,204	
November	12,267	
December	14,316	
January	15,742	
February	17,703	
March	19,546	
April	20,714	
May	20,709	
June	20,712	

QUALITY

	Quantity	Base Number	Contract	AT	Region	England
% of FP17s for the same patient ID Re-attending within 3 months - Children	142	1,589	8.9%	11.6%	12.2%	11.6%
% of FP17s for the same patient ID Re-attending within 3 months - Adults	614	3,900	15.7%	15.1%	15.8%	15.5%
% of FP17s for the same patient ID Re-attending between 3 & 9 months - Children	1,094	1,589	68.8%	58.6%	60.3%	58.8%
% of FP17s for the same patient ID Re-attending between 3 & 9 months - Adults	2,179	3,900	55.9%	51.5%	53.5%	51.1%
% of FP17s for Band 1 Urgent Courses	541	4,920	11.0%	10.7%	9.1%	9.0%
% of FP17s Relating to Free Repair or Replacements	56	4,920	1.1%	0.9%	1.0%	0.8%
% of FP17s Relating to Continuations	43	4,920	0.9%	0.9%	1.0%	0.9%
% of Patients satisfied with the dentistry they have received	7	8	N/A	93.2%	93.6%	93.3%
% of Patients satisfied with the time they had to wait for an appointment	8	8	N/A	88.5%	89.8%	88.9%

* This is based on patients treated on this contract for their most recent course of treatment. Figures in italics indicate the base number of FP17s or Patient Questionnaire responses are less than 100. N/A is shown where the base number of responses is less than 10 during the period. % is calculated as Quantity/Base number*100

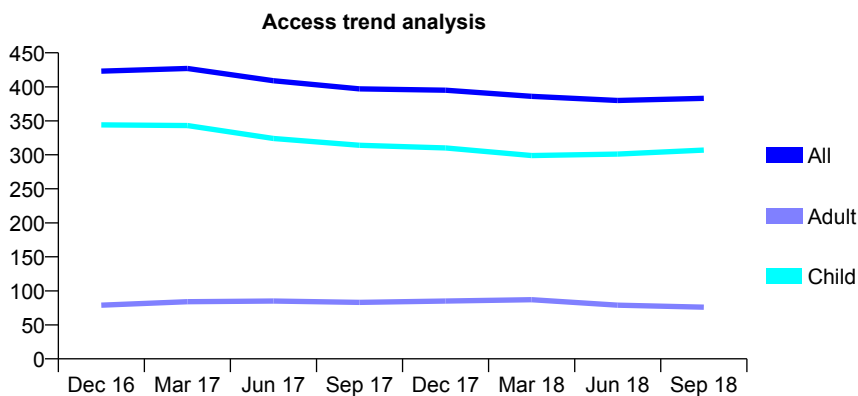
Q47 - Vital Signs At a Glance Contract Report for 229555/0001 - September 2018

Name or company name	MR D ALLEN
Contract type name	GDS Contract
Purpose of contract	General
Contract start date	01/04/2006
Contract end date	

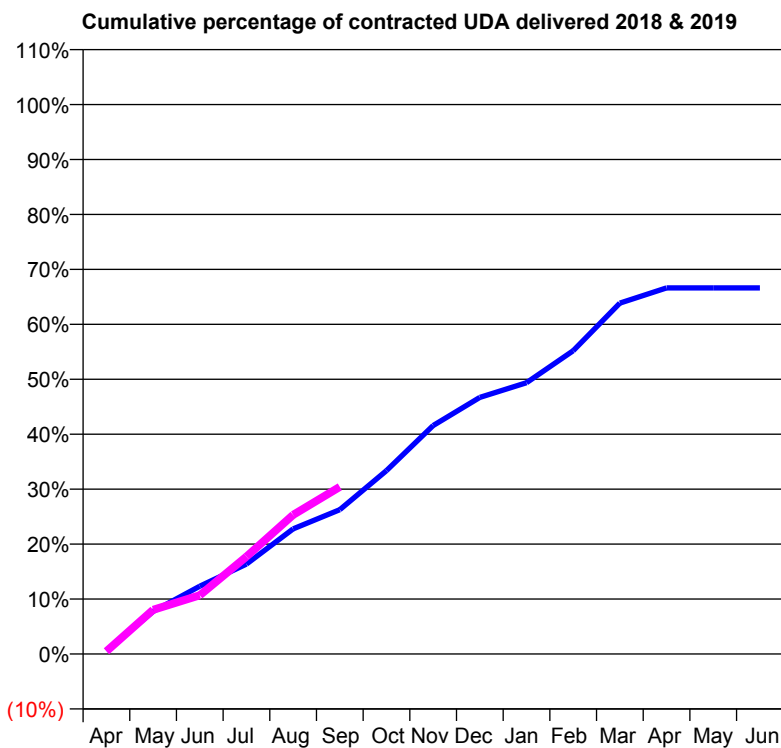
18/19 Contracted general activity (UDA)	1,200
Carry forward general activity (UDA)	0
18/19 Contracted orthodontic activity (UOA)	0
Carry forward orthodontic activity (UOA)	0
Baseline contract value	£26,748.27

ACCESS*

Patients seen in 24 months	Total	Change since previous quarter
Quarter ending September 2017	397	
Quarter ending December 2017	395	→
Quarter ending March 2018	386	↓
Quarter ending June 2018	380	↓
Quarter ending September 2018	383	→
Variance since September 2017	(3.5%)	↓



ACTIVITY



Adjusted Scheduled Activity (UDA)		
Month	2018	2019
April	7	6
May	93	96
June	148	128
July	196	213
August	273	304
September	315	365
October	401	
November	499	
December	560	
January	592	
February	662	
March	766	
April	799	
May	799	
June	799	

QUALITY

	Quantity	Base Number	Contract	AT	Region	England
% of FP17s for the same patient ID Re-attending within 3 months - Children	10	257	3.9%	11.6%	12.2%	11.6%
% of FP17s for the same patient ID Re-attending within 3 months - Adults	4	36	11.1%	15.1%	15.8%	15.5%
% of FP17s for the same patient ID Re-attending between 3 & 9 months - Children	177	257	68.9%	58.6%	60.3%	58.8%
% of FP17s for the same patient ID Re-attending between 3 & 9 months - Adults	26	36	72.2%	51.5%	53.5%	51.1%
% of FP17s for Band 1 Urgent Courses	5	273	1.8%	10.7%	9.1%	9.0%
% of FP17s Relating to Free Repair or Replacements	0	273	0.0%	0.9%	1.0%	0.8%
% of FP17s Relating to Continuations	0	273	0.0%	0.9%	1.0%	0.9%
% of Patients satisfied with the dentistry they have received	0	0	N/A	93.2%	93.6%	93.3%
% of Patients satisfied with the time they had to wait for an appointment	0	0	N/A	88.5%	89.8%	88.9%

* This is based on patients treated on this contract for their most recent course of treatment. Figures in italics indicate the base number of FP17s or Patient Questionnaire responses are less than 100. N/A is shown where the base number of responses is less than 10 during the period. % is calculated as Quantity/Base number*100

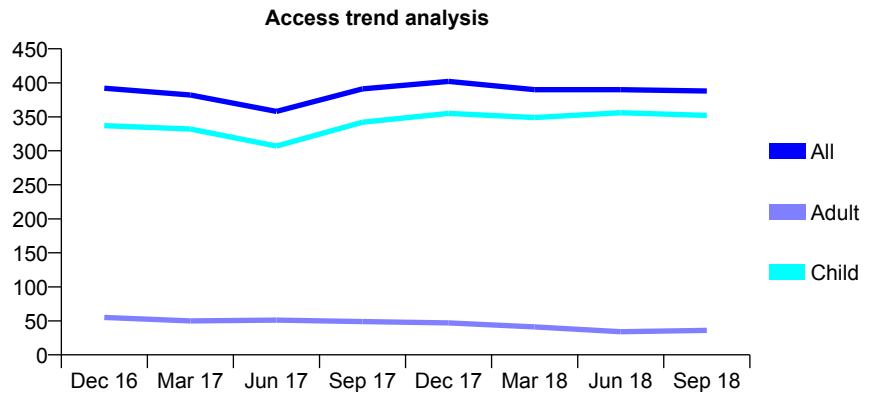
Q47 - Vital Signs At a Glance Contract Report for 230766/0001 - September 2018

Name or company name	MR CJ BROADBENT
Contract type name	GDS Contract
Purpose of contract	General
Contract start date	01/04/2006
Contract end date	

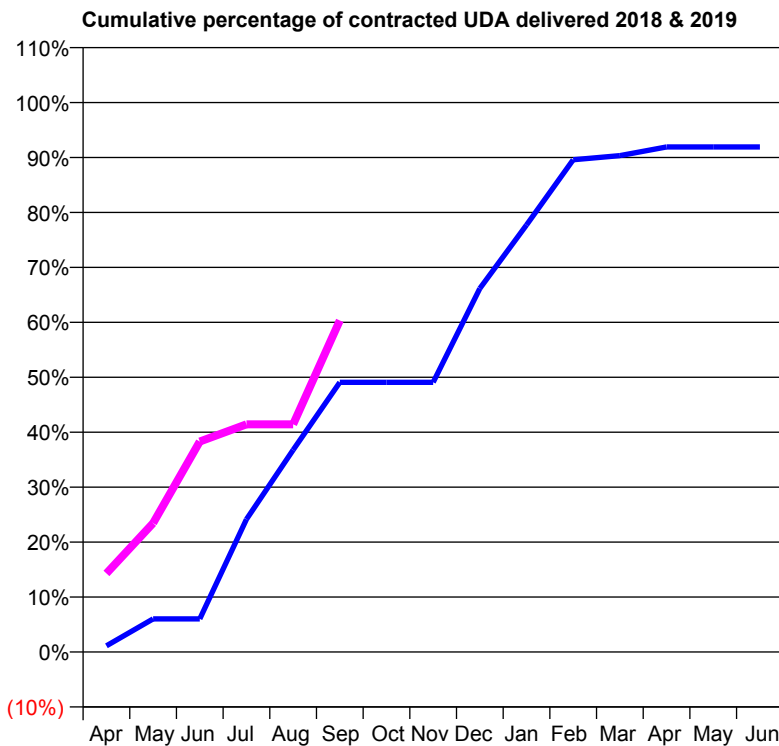
18/19 Contracted general activity (UDA)	800
Carry forward general activity (UDA)	0
18/19 Contracted orthodontic activity (UOA)	0
Carry forward orthodontic activity (UOA)	0
Baseline contract value	£15,839.69

ACCESS*

Patients seen in 24 months	Total	Change since previous quarter
Quarter ending September 2017	391	
Quarter ending December 2017	402	↑
Quarter ending March 2018	390	↓
Quarter ending June 2018	390	→
Quarter ending September 2018	388	→
Variance since September 2017	(0.8%)	→



ACTIVITY



Month	Adjusted Scheduled Activity (UDA)	
	2018	2019
April	9	114
May	48	188
June	48	306
July	193	331
August	294	331
September	393	483
October	393	
November	393	
December	529	
January	622	
February	717	
March	723	
April	735	
May	735	
June	735	

QUALITY

	Quantity	Base Number	Contract	AT	Region	England
% of FP17s for the same patient ID Re-attending within 3 months - Children	35	339	10.3%	11.6%	12.2%	11.6%
% of FP17s for the same patient ID Re-attending within 3 months - Adults	0	2	0.0%	15.1%	15.8%	15.5%
% of FP17s for the same patient ID Re-attending between 3 & 9 months - Children	226	339	66.7%	58.6%	60.3%	58.8%
% of FP17s for the same patient ID Re-attending between 3 & 9 months - Adults	1	2	50.0%	51.5%	53.5%	51.1%
% of FP17s for Band 1 Urgent Courses	14	335	4.2%	10.7%	9.1%	9.0%
% of FP17s Relating to Free Repair or Replacements	0	335	0.0%	0.9%	1.0%	0.8%
% of FP17s Relating to Continuations	0	335	0.0%	0.9%	1.0%	0.9%
% of Patients satisfied with the dentistry they have received	0	0	N/A	93.2%	93.6%	93.3%
% of Patients satisfied with the time they had to wait for an appointment	0	0	N/A	88.5%	89.8%	88.9%

* This is based on patients treated on this contract for their most recent course of treatment. Figures in italics indicate the base number of FP17s or Patient Questionnaire responses are less than 100. N/A is shown where the base number of responses is less than 10 during the period. % is calculated as Quantity/Base number*100

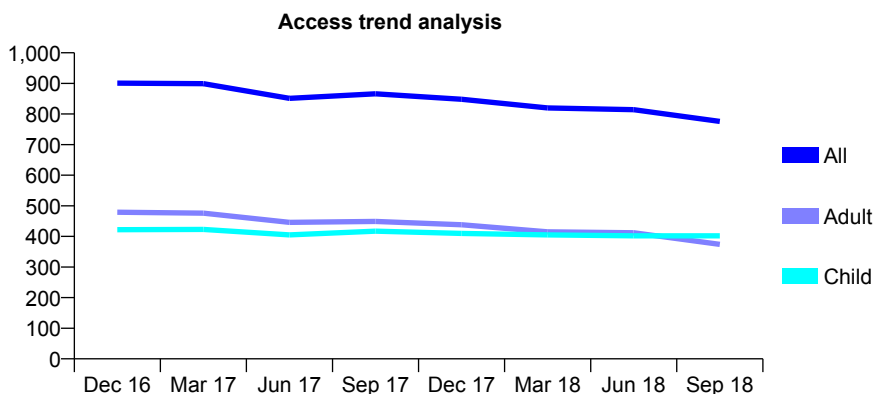
Q47 - Vital Signs At a Glance Contract Report for 235474/0001 - September 2018

Name or company name	MR MS COLLINSON
Contract type name	GDS Contract
Purpose of contract	General
Contract start date	01/04/2006
Contract end date	

18/19 Contracted general activity (UDA)	1,770
Carry forward general activity (UDA)	0
18/19 Contracted orthodontic activity (UOA)	0
Carry forward orthodontic activity (UOA)	0
Baseline contract value	£39,826.10

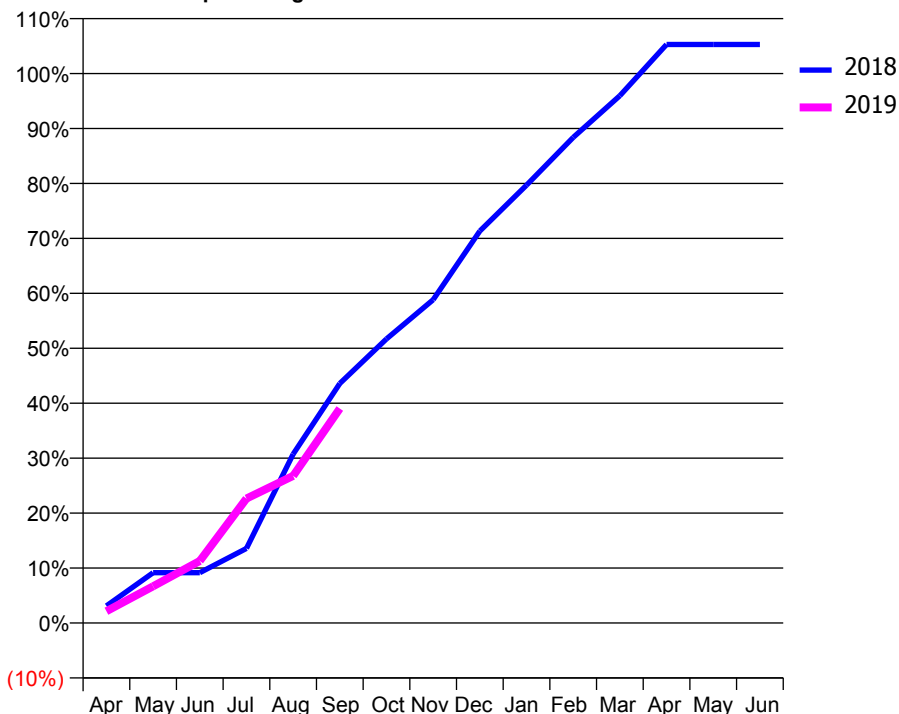
ACCESS*

Patients seen in 24 months	Total	Change since previous quarter
Quarter ending September 2017	866	
Quarter ending December 2017	848	↓
Quarter ending March 2018	820	↓
Quarter ending June 2018	814	→
Quarter ending September 2018	776	↓
Variance since September 2017	(10.4%)	↓



ACTIVITY

Cumulative percentage of contracted UDA delivered 2018 & 2019



Adjusted Scheduled Activity (UDA)

Month	2018	2019
April	55	38
May	162	118
June	162	200
July	240	401
August	544	474
September	772	691
October	915	
November	1,041	
December	1,263	
January	1,410	
February	1,564	
March	1,698	
April	1,863	
May	1,863	
June	1,863	

QUALITY

	Quantity	Base Number	Contract	AT	Region	England
% of FP17s for the same patient ID Re-attending within 3 months - Children	15	292	5.1%	11.6%	12.2%	11.6%
% of FP17s for the same patient ID Re-attending within 3 months - Adults	16	235	6.8%	15.1%	15.8%	15.5%
% of FP17s for the same patient ID Re-attending between 3 & 9 months - Children	211	292	72.3%	58.6%	60.3%	58.8%
% of FP17s for the same patient ID Re-attending between 3 & 9 months - Adults	166	235	70.6%	51.5%	53.5%	51.1%
% of FP17s for Band 1 Urgent Courses	4	433	0.9%	10.7%	9.1%	9.0%
% of FP17s Relating to Free Repair or Replacements	0	433	0.0%	0.9%	1.0%	0.8%
% of FP17s Relating to Continuations	10	433	2.3%	0.9%	1.0%	0.9%
% of Patients satisfied with the dentistry they have received	0	0	N/A	93.2%	93.6%	93.3%
% of Patients satisfied with the time they had to wait for an appointment	0	0	N/A	88.5%	89.8%	88.9%

* This is based on patients treated on this contract for their most recent course of treatment. Figures in italics indicate the base number of FP17s or Patient Questionnaire responses are less than 100. N/A is shown where the base number of responses is less than 10 during the period. % is calculated as Quantity/Base number*100

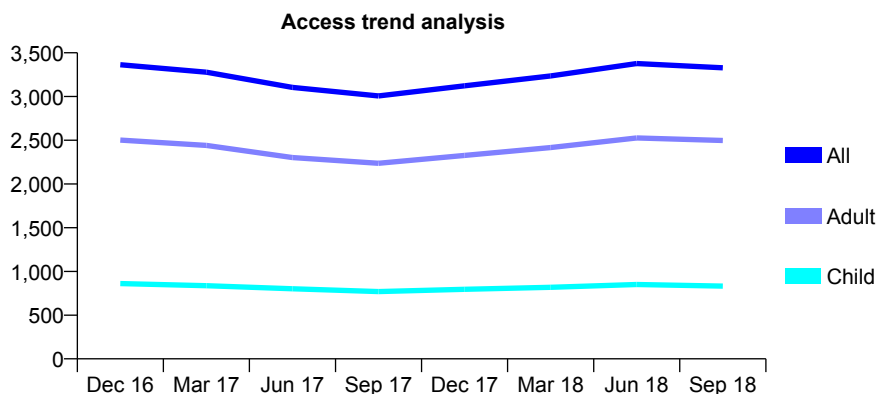
Q47 - Vital Signs At a Glance Contract Report for 235903/0001 - September 2018

Name or company name	MR J IKRAM
Contract type name	GDS Contract
Purpose of contract	General
Contract start date	02/11/2012
Contract end date	

18/19 Contracted general activity (UDA)	11,181
Carry forward general activity (UDA)	0
18/19 Contracted orthodontic activity (UOA)	0
Carry forward orthodontic activity (UOA)	0
Baseline contract value	£255,154.19

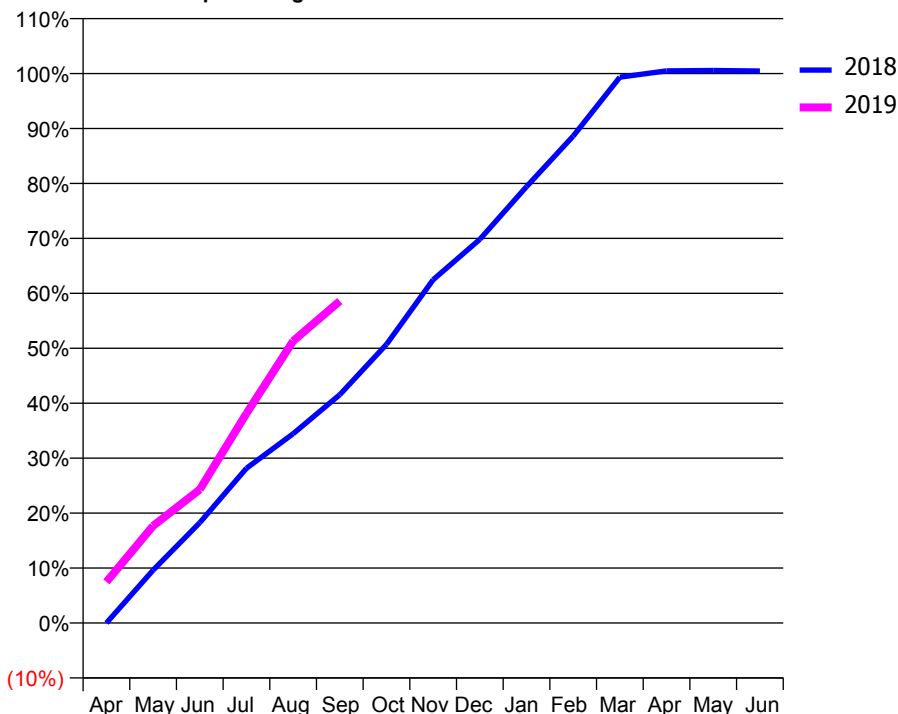
ACCESS*

Patients seen in 24 months	Total	Change since previous quarter
Quarter ending September 2017	3,006	
Quarter ending December 2017	3,123	↑
Quarter ending March 2018	3,235	↑
Quarter ending June 2018	3,377	↑
Quarter ending September 2018	3,329	↓
Variance since September 2017	10.7%	↑



ACTIVITY

Cumulative percentage of contracted UDA delivered 2018 & 2019



Month	Adjusted Scheduled Activity (UDA)	
	2018	2019
April	0	836
May	1,075	1,976
June	2,042	2,718
July	3,149	4,263
August	3,852	5,737
September	4,647	6,550
October	5,671	
November	6,986	
December	7,808	
January	8,880	
February	9,908	
March	11,108	
April	11,235	
May	11,243	
June	11,233	

QUALITY

	Quantity	Base Number	Contract	AT	Region	England
% of FP17s for the same patient ID Re-attending within 3 months - Children	52	622	8.4%	11.6%	12.2%	11.6%
% of FP17s for the same patient ID Re-attending within 3 months - Adults	335	1,961	17.1%	15.1%	15.8%	15.5%
% of FP17s for the same patient ID Re-attending between 3 & 9 months - Children	357	622	57.4%	58.6%	60.3%	58.8%
% of FP17s for the same patient ID Re-attending between 3 & 9 months - Adults	1,067	1,961	54.4%	51.5%	53.5%	51.1%
% of FP17s for Band 1 Urgent Courses	129	2,485	5.2%	10.7%	9.1%	9.0%
% of FP17s Relating to Free Repair or Replacements	11	2,485	0.4%	0.9%	1.0%	0.8%
% of FP17s Relating to Continuations	3	2,485	0.1%	0.9%	1.0%	0.9%
% of Patients satisfied with the dentistry they have received	4	5	N/A	93.2%	93.6%	93.3%
% of Patients satisfied with the time they had to wait for an appointment	3	5	N/A	88.5%	89.8%	88.9%

* This is based on patients treated on this contract for their most recent course of treatment. Figures in italics indicate the base number of FP17s or Patient Questionnaire responses are less than 100. N/A is shown where the base number of responses is less than 10 during the period. % is calculated as Quantity/Base number*100

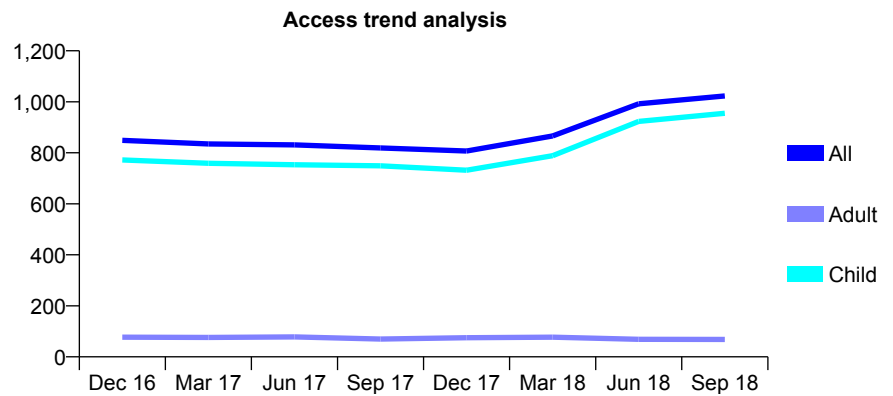
Q47 - Vital Signs At a Glance Contract Report for 245305/0001 - September 2018

Name or company name	MR DJ PATTISON
Contract type name	GDS Contract
Purpose of contract	General
Contract start date	01/04/2006
Contract end date	

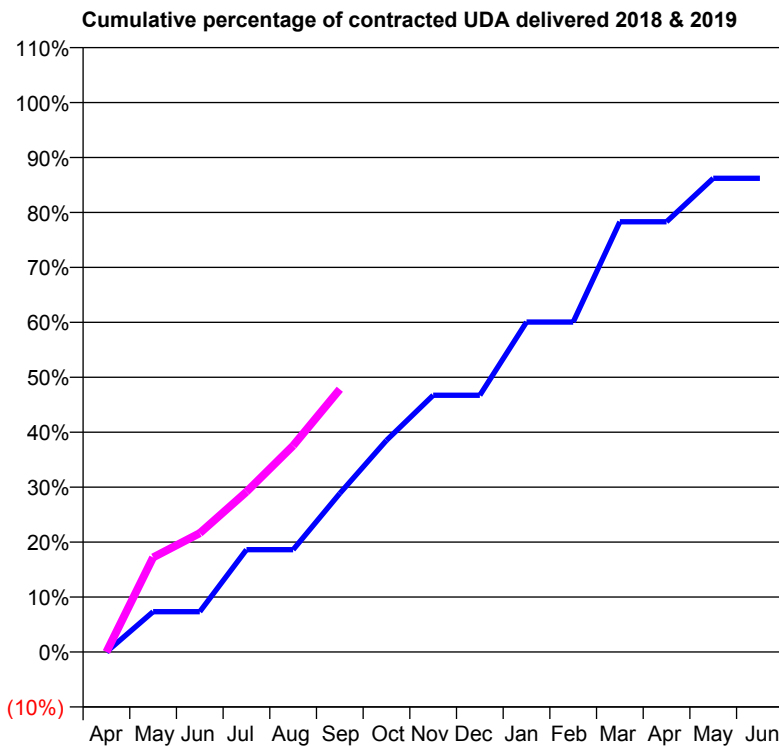
18/19 Contracted general activity (UDA)	1,800
Carry forward general activity (UDA)	0
18/19 Contracted orthodontic activity (UOA)	0
Carry forward orthodontic activity (UOA)	0
Baseline contract value	£43,725.68

ACCESS*

Patients seen in 24 months	Total	Change since previous quarter
Quarter ending September 2017	819	
Quarter ending December 2017	807	↓
Quarter ending March 2018	866	↑
Quarter ending June 2018	992	↑
Quarter ending September 2018	1,023	↑
Variance since September 2017	24.9%	↑



ACTIVITY



Adjusted Scheduled Activity (UDA)		
Month	2018	2019
April	0	0
May	132	310
June	132	389
July	335	525
August	335	676
September	519	861
October	694	
November	841	
December	841	
January	1,081	
February	1,081	
March	1,409	
April	1,409	
May	1,552	
June	1,552	

QUALITY

	Quantity	Base Number	Contract	AT	Region	England
% of FP17s for the same patient ID Re-attending within 3 months - Children	41	772	5.3%	11.6%	12.2%	11.6%
% of FP17s for the same patient ID Re-attending within 3 months - Adults	0	0	N/A	15.1%	15.8%	15.5%
% of FP17s for the same patient ID Re-attending between 3 & 9 months - Children	429	772	55.6%	58.6%	60.3%	58.8%
% of FP17s for the same patient ID Re-attending between 3 & 9 months - Adults	0	0	N/A	51.5%	53.5%	51.1%
% of FP17s for Band 1 Urgent Courses	23	668	3.4%	10.7%	9.1%	9.0%
% of FP17s Relating to Free Repair or Replacements	0	668	0.0%	0.9%	1.0%	0.8%
% of FP17s Relating to Continuations	0	668	0.0%	0.9%	1.0%	0.9%
% of Patients satisfied with the dentistry they have received	0	0	N/A	93.2%	93.6%	93.3%
% of Patients satisfied with the time they had to wait for an appointment	0	0	N/A	88.5%	89.8%	88.9%

* This is based on patients treated on this contract for their most recent course of treatment. Figures in italics indicate the base number of FP17s or Patient Questionnaire responses are less than 100. N/A is shown where the base number of responses is less than 10 during the period. % is calculated as Quantity/Base number*100

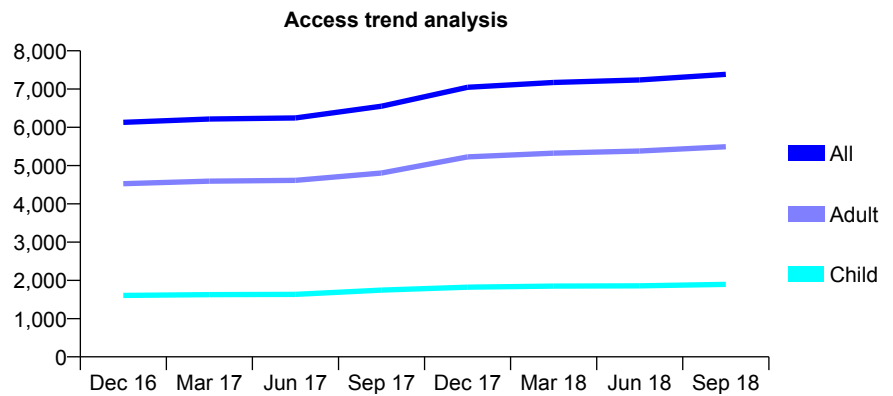
Q47 - Vital Signs At a Glance Contract Report for 258733/0001 - September 2018

Name or company name	MR A GHAFLOOR
Contract type name	GDS Contract
Purpose of contract	General
Contract start date	01/04/2006
Contract end date	

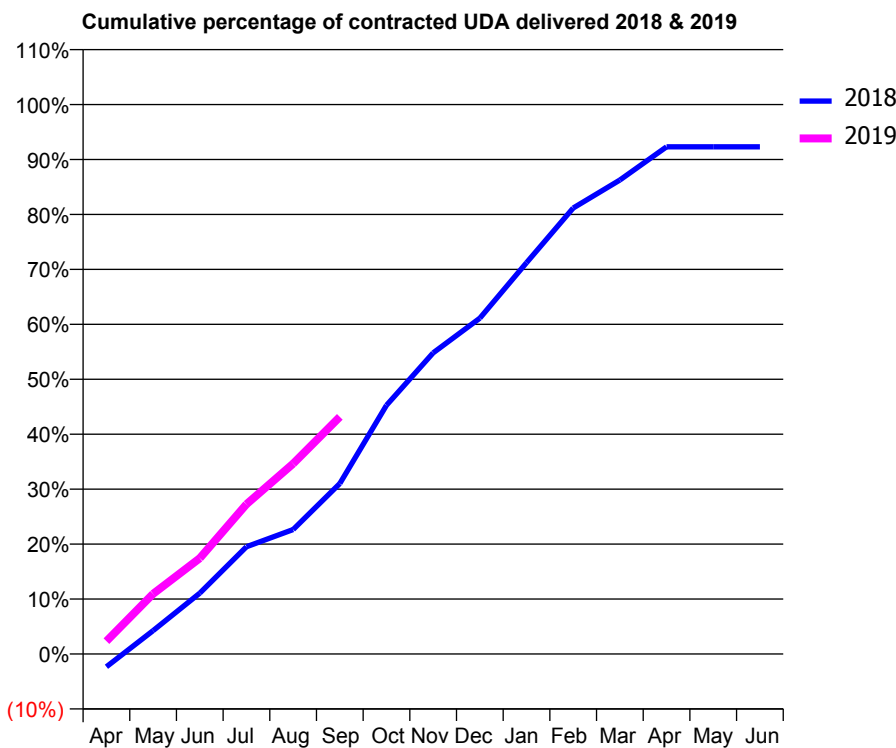
18/19 Contracted general activity (UDA)	19,515
Carry forward general activity (UDA)	0
18/19 Contracted orthodontic activity (UOA)	0
Carry forward orthodontic activity (UOA)	0
Baseline contract value	£605,314.17

ACCESS*

Patients seen in 24 months	Total	Change since previous quarter
Quarter ending September 2017	6,550	
Quarter ending December 2017	7,047	↑
Quarter ending March 2018	7,172	→
Quarter ending June 2018	7,237	→
Quarter ending September 2018	7,386	↑
Variance since September 2017	12.8%	↑



ACTIVITY



Adjusted Scheduled Activity (UDA)		
Month	2018	2019
April	-455	458
May	830	2,136
June	2,160	3,402
July	3,811	5,319
August	4,419	6,759
September	6,056	8,422
October	8,834	
November	10,697	
December	11,925	
January	13,897	
February	15,837	
March	16,834	
April	18,012	
May	18,011	
June	18,011	

QUALITY

	Quantity	Base Number	Contract	AT	Region	England
% of FP17s for the same patient ID Re-attending within 3 months - Children	173	1,922	9.0%	11.6%	12.2%	11.6%
% of FP17s for the same patient ID Re-attending within 3 months - Adults	497	4,534	11.0%	15.1%	15.8%	15.5%
% of FP17s for the same patient ID Re-attending between 3 & 9 months - Children	1,390	1,922	72.3%	58.6%	60.3%	58.8%
% of FP17s for the same patient ID Re-attending between 3 & 9 months - Adults	2,981	4,534	65.7%	51.5%	53.5%	51.1%
% of FP17s for Band 1 Urgent Courses	189	5,399	3.5%	10.7%	9.1%	9.0%
% of FP17s Relating to Free Repair or Replacements	36	5,399	0.7%	0.9%	1.0%	0.8%
% of FP17s Relating to Continuations	31	5,399	0.6%	0.9%	1.0%	0.9%
% of Patients satisfied with the dentistry they have received	1	1	N/A	93.2%	93.6%	93.3%
% of Patients satisfied with the time they had to wait for an appointment	1	1	N/A	88.5%	89.8%	88.9%

* This is based on patients treated on this contract for their most recent course of treatment. Figures in italics indicate the base number of FP17s or Patient Questionnaire responses are less than 100. N/A is shown where the base number of responses is less than 10 during the period. % is calculated as Quantity/Base number*100

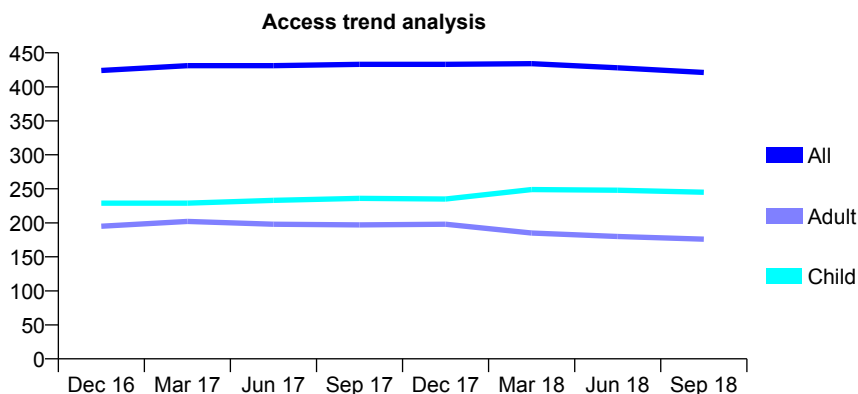
Q47 - Vital Signs At a Glance Contract Report for 293172/0002 - September 2018

Name or company name	MR DE BOWLES
Contract type name	GDS Contract
Purpose of contract	General
Contract start date	01/04/2006
Contract end date	

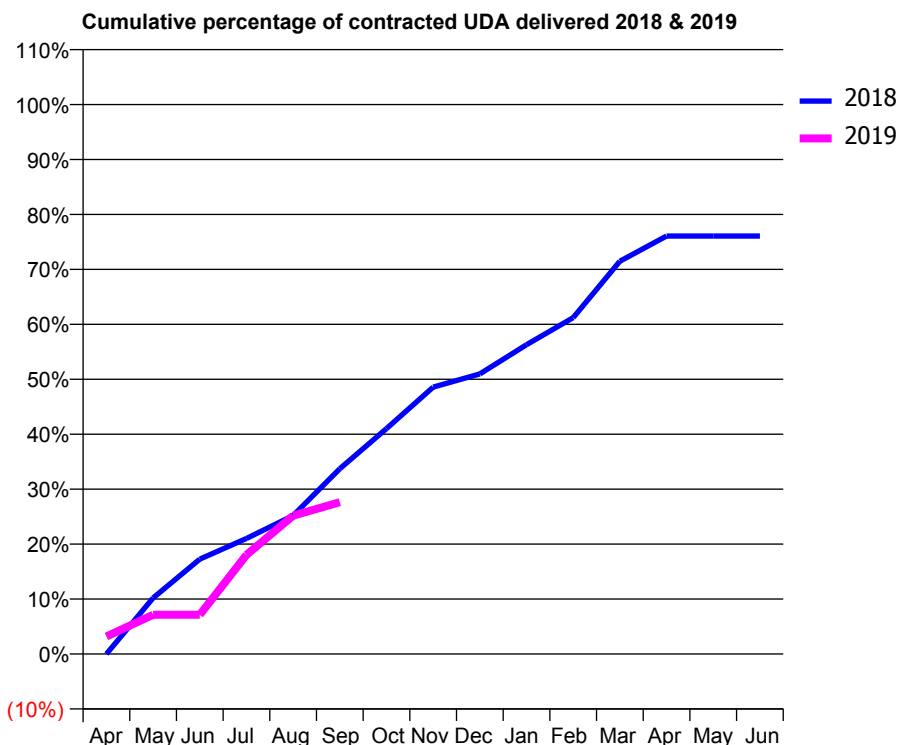
18/19 Contracted general activity (UDA)	1,830
Carry forward general activity (UDA)	0
18/19 Contracted orthodontic activity (UOA)	0
Carry forward orthodontic activity (UOA)	0
Baseline contract value	£36,300.39

ACCESS*

Patients seen in 24 months	Total	Change since previous quarter
Quarter ending September 2017	433	
Quarter ending December 2017	433	→
Quarter ending March 2018	434	→
Quarter ending June 2018	428	↓
Quarter ending September 2018	421	↓
Variance since September 2017	(2.8%)	↓



ACTIVITY



Adjusted Scheduled Activity (UDA)		
Month	2018	2019
April	0	58
May	187	131
June	316	131
July	385	330
August	461	461
September	617	506
October	751	
November	889	
December	933	
January	1,030	
February	1,120	
March	1,308	
April	1,392	
May	1,392	
June	1,392	

QUALITY

	Quantity	Base Number	Contract	AT	Region	England
% of FP17s for the same patient ID Re-attending within 3 months - Children	28	181	15.5%	11.6%	12.2%	11.6%
% of FP17s for the same patient ID Re-attending within 3 months - Adults	25	115	21.7%	15.1%	15.8%	15.5%
% of FP17s for the same patient ID Re-attending between 3 & 9 months - Children	102	181	56.4%	58.6%	60.3%	58.8%
% of FP17s for the same patient ID Re-attending between 3 & 9 months - Adults	64	115	55.7%	51.5%	53.5%	51.1%
% of FP17s for Band 1 Urgent Courses	9	255	3.5%	10.7%	9.1%	9.0%
% of FP17s Relating to Free Repair or Replacements	0	255	0.0%	0.9%	1.0%	0.8%
% of FP17s Relating to Continuations	9	255	3.5%	0.9%	1.0%	0.9%
% of Patients satisfied with the dentistry they have received	0	0	N/A	93.2%	93.6%	93.3%
% of Patients satisfied with the time they had to wait for an appointment	0	0	N/A	88.5%	89.8%	88.9%

* This is based on patients treated on this contract for their most recent course of treatment. Figures in italics indicate the base number of FP17s or Patient Questionnaire responses are less than 100. N/A is shown where the base number of responses is less than 10 during the period. % is calculated as Quantity/Base number*100

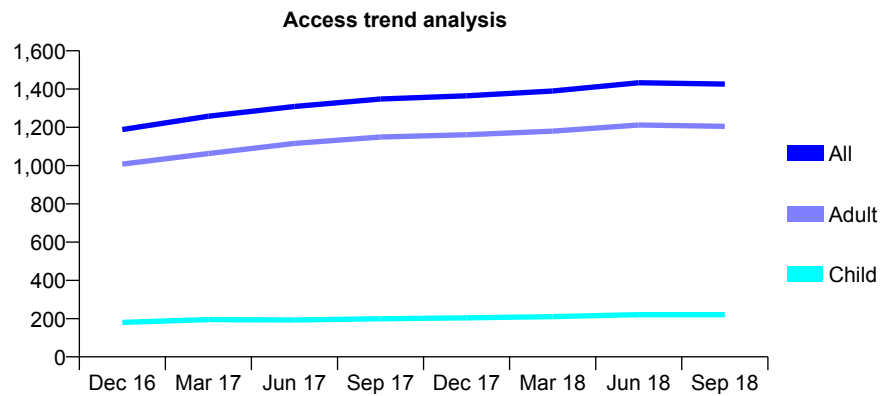
Q47 - Vital Signs At a Glance Contract Report for 310395/0001 - September 2018

Name or company name	MR PD MITCHELL
Contract type name	GDS Contract
Purpose of contract	General
Contract start date	01/04/2006
Contract end date	

18/19 Contracted general activity (UDA)	4,491
Carry forward general activity (UDA)	0
18/19 Contracted orthodontic activity (UOA)	0
Carry forward orthodontic activity (UOA)	0
Baseline contract value	£107,471.48

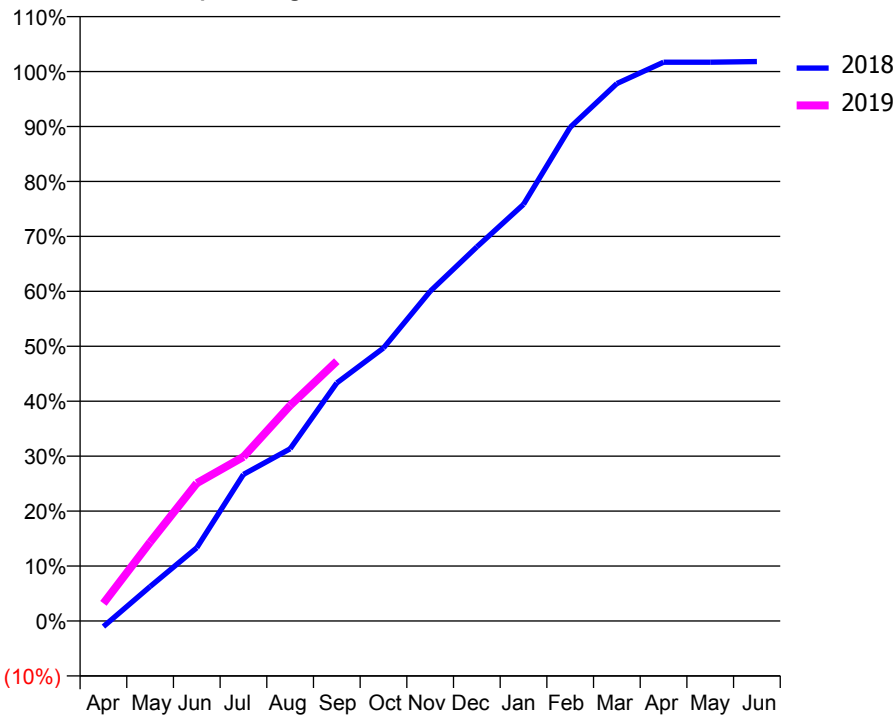
ACCESS*

Patients seen in 24 months	Total	Change since previous quarter
Quarter ending September 2017	1,348	
Quarter ending December 2017	1,365	→
Quarter ending March 2018	1,390	→
Quarter ending June 2018	1,433	↑
Quarter ending September 2018	1,426	→
Variance since September 2017	5.8%	↑



ACTIVITY

Cumulative percentage of contracted UDA delivered 2018 & 2019



Month	Adjusted Scheduled Activity (UDA)	
	2018	2019
April	-46	145
May	281	645
June	598	1,127
July	1,199	1,342
August	1,407	1,761
September	1,946	2,123
October	2,231	
November	2,695	
December	3,058	
January	3,405	
February	4,036	
March	4,392	
April	4,567	
May	4,567	
June	4,572	

QUALITY

	Quantity	Base Number	Contract	AT	Region	England
% of FP17s for the same patient ID Re-attending within 3 months - Children	11	184	6.0%	11.6%	12.2%	11.6%
% of FP17s for the same patient ID Re-attending within 3 months - Adults	142	958	14.8%	15.1%	15.8%	15.5%
% of FP17s for the same patient ID Re-attending between 3 & 9 months - Children	115	184	62.5%	58.6%	60.3%	58.8%
% of FP17s for the same patient ID Re-attending between 3 & 9 months - Adults	570	958	59.5%	51.5%	53.5%	51.1%
% of FP17s for Band 1 Urgent Courses	50	1,047	4.8%	10.7%	9.1%	9.0%
% of FP17s Relating to Free Repair or Replacements	17	1,047	1.6%	0.9%	1.0%	0.8%
% of FP17s Relating to Continuations	19	1,047	1.8%	0.9%	1.0%	0.9%
% of Patients satisfied with the dentistry they have received	3	3	N/A	93.2%	93.6%	93.3%
% of Patients satisfied with the time they had to wait for an appointment	3	3	N/A	88.5%	89.8%	88.9%

* This is based on patients treated on this contract for their most recent course of treatment. Figures in italics indicate the base number of FP17s or Patient Questionnaire responses are less than 100. N/A is shown where the base number of responses is less than 10 during the period. % is calculated as Quantity/Base number*100

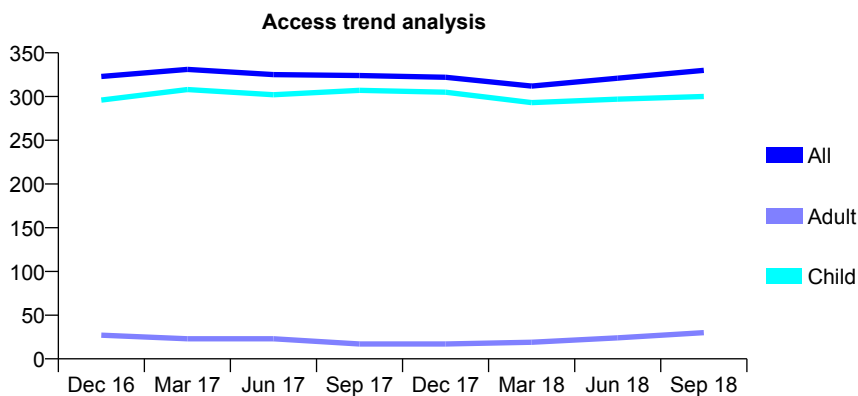
Q47 - Vital Signs At a Glance Contract Report for 322938/0001 - September 2018

Name or company name	MISS DE HASLEHURST
Contract type name	GDS Contract
Purpose of contract	General
Contract start date	01/04/2006
Contract end date	

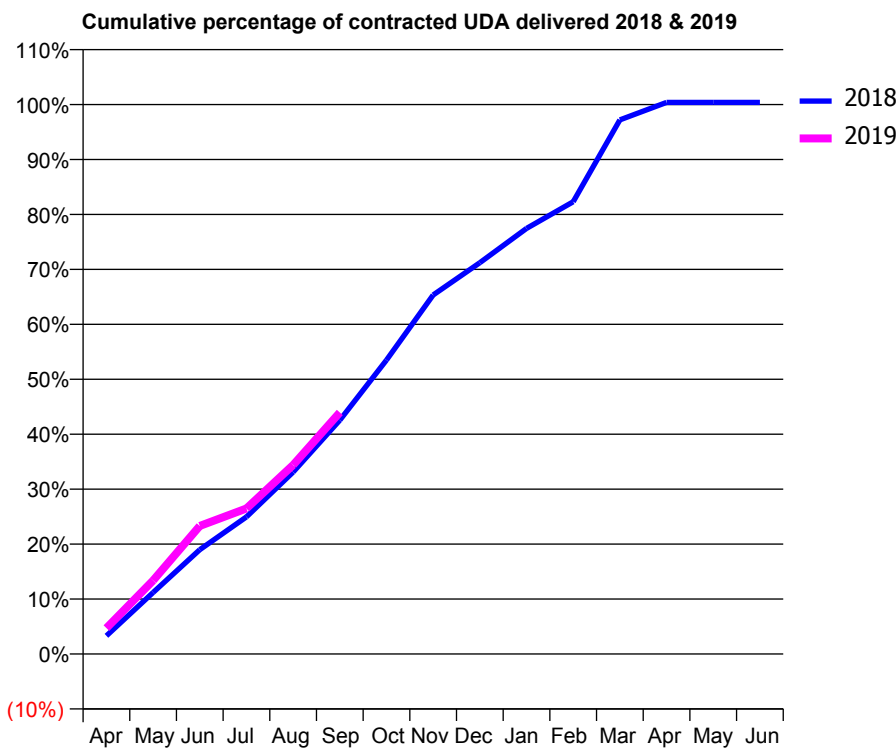
18/19 Contracted general activity (UDA)	785
Carry forward general activity (UDA)	0
18/19 Contracted orthodontic activity (UOA)	0
Carry forward orthodontic activity (UOA)	0
Baseline contract value	£18,270.04

ACCESS*

Patients seen in 24 months	Total	Change since previous quarter
Quarter ending September 2017	324	
Quarter ending December 2017	322	→
Quarter ending March 2018	312	↓
Quarter ending June 2018	321	↑
Quarter ending September 2018	330	↑
Variance since September 2017	1.9%	→



ACTIVITY



Adjusted Scheduled Activity (UDA)		
Month	2018	2019
April	26	37
May	88	105
June	149	183
July	196	208
August	260	270
September	334	345
October	420	
November	513	
December	559	
January	608	
February	646	
March	763	
April	788	
May	788	
June	788	

QUALITY

	Quantity	Base Number	Contract	AT	Region	England
% of FP17s for the same patient ID Re-attending within 3 months - Children	30	274	10.9%	11.6%	12.2%	11.6%
% of FP17s for the same patient ID Re-attending within 3 months - Adults	0	0	N/A	15.1%	15.8%	15.5%
% of FP17s for the same patient ID Re-attending between 3 & 9 months - Children	191	274	69.7%	58.6%	60.3%	58.8%
% of FP17s for the same patient ID Re-attending between 3 & 9 months - Adults	0	0	N/A	51.5%	53.5%	51.1%
% of FP17s for Band 1 Urgent Courses	0	255	0.0%	10.7%	9.1%	9.0%
% of FP17s Relating to Free Repair or Replacements	0	255	0.0%	0.9%	1.0%	0.8%
% of FP17s Relating to Continuations	2	255	0.8%	0.9%	1.0%	0.9%
% of Patients satisfied with the dentistry they have received	0	0	N/A	93.2%	93.6%	93.3%
% of Patients satisfied with the time they had to wait for an appointment	0	0	N/A	88.5%	89.8%	88.9%

* This is based on patients treated on this contract for their most recent course of treatment. Figures in italics indicate the base number of FP17s or Patient Questionnaire responses are less than 100. N/A is shown where the base number of responses is less than 10 during the period. % is calculated as Quantity/Base number*100

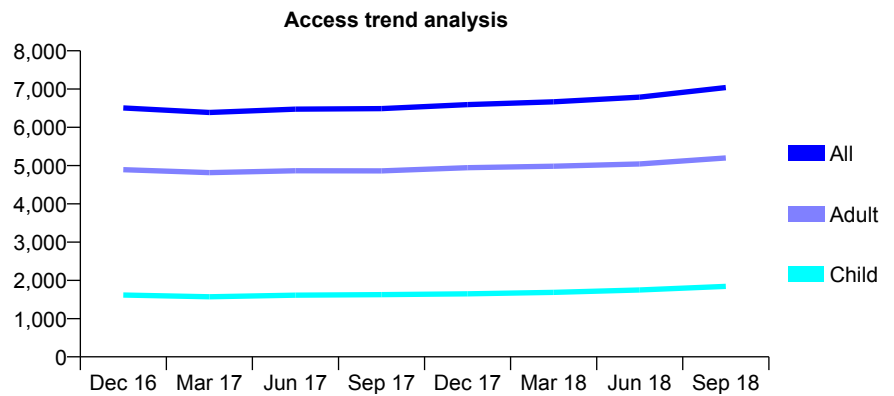
Q47 - Vital Signs At a Glance Contract Report for 323918/0001 - September 2018

Name or company name	Thomas and Thomas Dental Associates
Contract type name	GDS Contract
Purpose of contract	General
Contract start date	01/04/2006
Contract end date	

18/19 Contracted general activity (UDA)	23,517
Carry forward general activity (UDA)	0
18/19 Contracted orthodontic activity (UOA)	0
Carry forward orthodontic activity (UOA)	0
Baseline contract value	£670,151.23

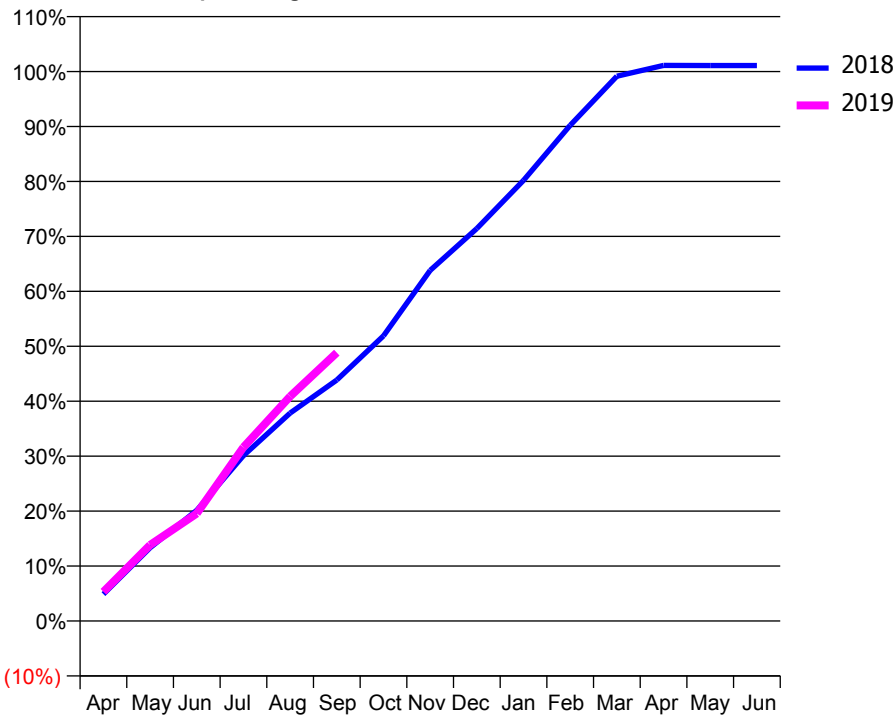
ACCESS*

Patients seen in 24 months	Total	Change since previous quarter
Quarter ending September 2017	6,488	
Quarter ending December 2017	6,594	→
Quarter ending March 2018	6,666	→
Quarter ending June 2018	6,789	→
Quarter ending September 2018	7,040	↑
Variance since September 2017	8.5%	↑



ACTIVITY

Cumulative percentage of contracted UDA delivered 2018 & 2019



Month	Adjusted Scheduled Activity (UDA)	
	2018	2019
April	1,152	1,253
May	3,136	3,258
June	4,738	4,605
July	7,081	7,439
August	8,900	9,611
September	10,315	11,486
October	12,205	
November	15,008	
December	16,800	
January	18,861	
February	21,216	
March	23,314	
April	23,775	
May	23,772	
June	23,774	

QUALITY

	Quantity	Base Number	Contract	AT	Region	England
% of FP17s for the same patient ID Re-attending within 3 months - Children	65	1,294	5.0%	11.6%	12.2%	11.6%
% of FP17s for the same patient ID Re-attending within 3 months - Adults	418	3,474	12.0%	15.1%	15.8%	15.5%
% of FP17s for the same patient ID Re-attending between 3 & 9 months - Children	716	1,294	55.3%	58.6%	60.3%	58.8%
% of FP17s for the same patient ID Re-attending between 3 & 9 months - Adults	1,838	3,474	52.9%	51.5%	53.5%	51.1%
% of FP17s for Band 1 Urgent Courses	283	4,602	6.1%	10.7%	9.1%	9.0%
% of FP17s Relating to Free Repair or Replacements	45	4,602	1.0%	0.9%	1.0%	0.8%
% of FP17s Relating to Continuations	18	4,602	0.4%	0.9%	1.0%	0.9%
% of Patients satisfied with the dentistry they have received	4	4	N/A	93.2%	93.6%	93.3%
% of Patients satisfied with the time they had to wait for an appointment	4	4	N/A	88.5%	89.8%	88.9%

* This is based on patients treated on this contract for their most recent course of treatment. Figures in italics indicate the base number of FP17s or Patient Questionnaire responses are less than 100. N/A is shown where the base number of responses is less than 10 during the period. % is calculated as Quantity/Base number*100

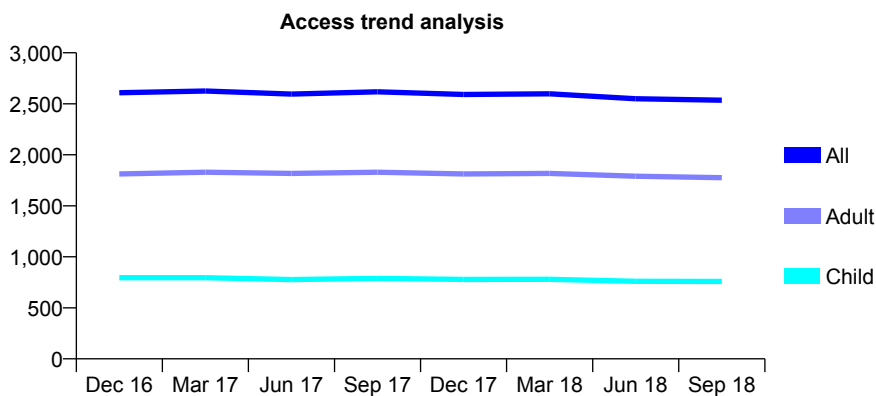
Q47 - Vital Signs At a Glance Contract Report for 330426/0001 - September 2018

Name or company name	MR P BARRAND
Contract type name	GDS Contract
Purpose of contract	General
Contract start date	01/04/2006
Contract end date	

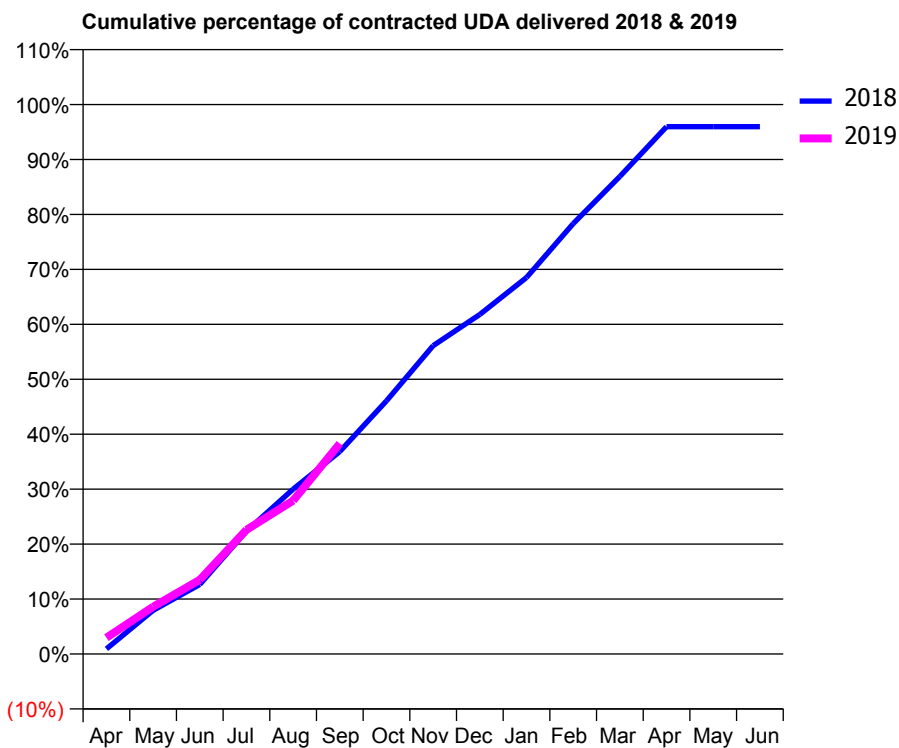
18/19 Contracted general activity (UDA)	7,666
Carry forward general activity (UDA)	0
18/19 Contracted orthodontic activity (UOA)	0
Carry forward orthodontic activity (UOA)	0
Baseline contract value	£217,421.16

ACCESS*

Patients seen in 24 months	Total	Change since previous quarter
Quarter ending September 2017	2,618	
Quarter ending December 2017	2,591	↓
Quarter ending March 2018	2,598	→
Quarter ending June 2018	2,550	↓
Quarter ending September 2018	2,535	→
Variance since September 2017	(3.2%)	↓



ACTIVITY



Month	Adjusted Scheduled Activity (UDA)	
	2018	2019
April	72	229
May	608	660
June	970	1,036
July	1,714	1,734
August	2,300	2,140
September	2,824	2,937
October	3,533	
November	4,301	
December	4,736	
January	5,252	
February	6,004	
March	6,663	
April	7,357	
May	7,357	
June	7,357	

QUALITY

	Quantity	Base Number	Contract	AT	Region	England
% of FP17s for the same patient ID Re-attending within 3 months - Children	52	492	10.6%	11.6%	12.2%	11.6%
% of FP17s for the same patient ID Re-attending within 3 months - Adults	149	970	15.4%	15.1%	15.8%	15.5%
% of FP17s for the same patient ID Re-attending between 3 & 9 months - Children	236	492	48.0%	58.6%	60.3%	58.8%
% of FP17s for the same patient ID Re-attending between 3 & 9 months - Adults	370	970	38.1%	51.5%	53.5%	51.1%
% of FP17s for Band 1 Urgent Courses	45	1,217	3.7%	10.7%	9.1%	9.0%
% of FP17s Relating to Free Repair or Replacements	14	1,217	1.2%	0.9%	1.0%	0.8%
% of FP17s Relating to Continuations	22	1,217	1.8%	0.9%	1.0%	0.9%
% of Patients satisfied with the dentistry they have received	0	0	N/A	93.2%	93.6%	93.3%
% of Patients satisfied with the time they had to wait for an appointment	0	0	N/A	88.5%	89.8%	88.9%

* This is based on patients treated on this contract for their most recent course of treatment. Figures in italics indicate the base number of FP17s or Patient Questionnaire responses are less than 100. N/A is shown where the base number of responses is less than 10 during the period. % is calculated as Quantity/Base number*100

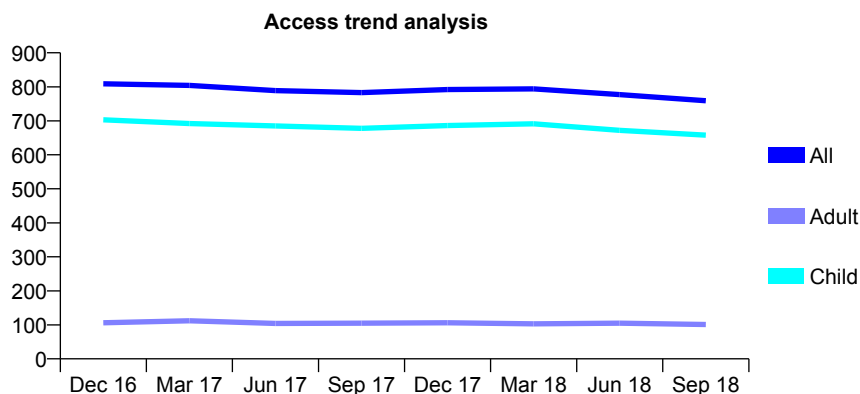
Q47 - Vital Signs At a Glance Contract Report for 330892/0001 - September 2018

Name or company name	MISS KG LAMB
Contract type name	GDS Contract
Purpose of contract	General
Contract start date	01/04/2006
Contract end date	

18/19 Contracted general activity (UDA)	1,500
Carry forward general activity (UDA)	0
18/19 Contracted orthodontic activity (UOA)	0
Carry forward orthodontic activity (UOA)	0
Baseline contract value	£35,772.18

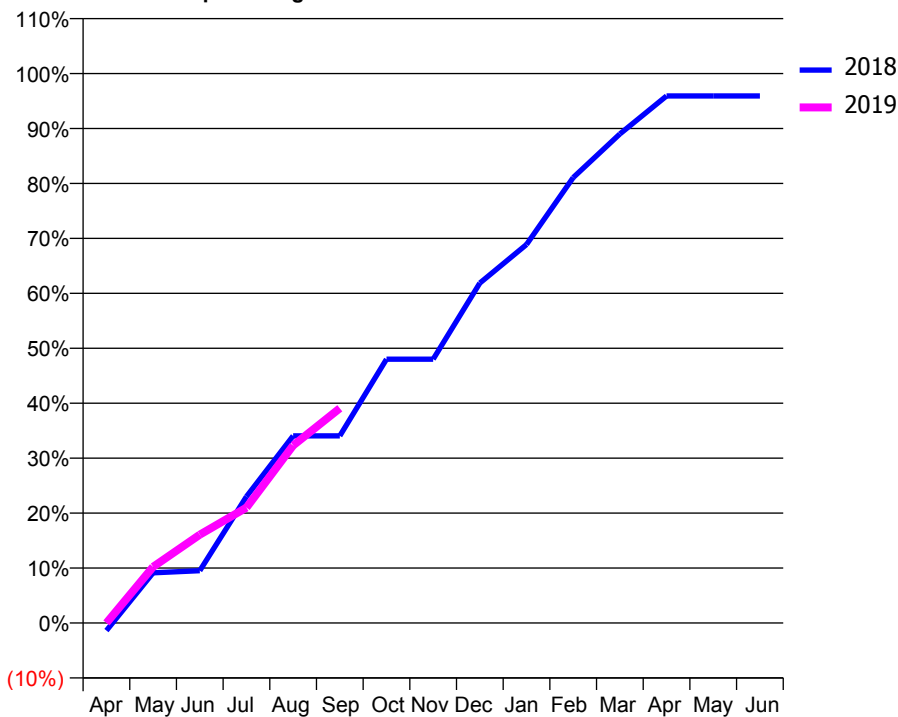
ACCESS*

Patients seen in 24 months	Total	Change since previous quarter
Quarter ending September 2017	783	
Quarter ending December 2017	792	→
Quarter ending March 2018	794	→
Quarter ending June 2018	777	↓
Quarter ending September 2018	759	↓
Variance since September 2017	(3.1%)	↓



ACTIVITY

Cumulative percentage of contracted UDA delivered 2018 & 2019



Adjusted Scheduled Activity (UDA)

Month	2018	2019
April	-21	0
May	137	154
June	143	241
July	345	315
August	511	485
September	511	586
October	720	
November	720	
December	928	
January	1,033	
February	1,216	
March	1,335	
April	1,439	
May	1,439	
June	1,439	

QUALITY

	Quantity	Base Number	Contract	AT	Region	England
% of FP17s for the same patient ID Re-attending within 3 months - Children	30	508	5.9%	11.6%	12.2%	11.6%
% of FP17s for the same patient ID Re-attending within 3 months - Adults	1	31	3.2%	15.1%	15.8%	15.5%
% of FP17s for the same patient ID Re-attending between 3 & 9 months - Children	345	508	67.9%	58.6%	60.3%	58.8%
% of FP17s for the same patient ID Re-attending between 3 & 9 months - Adults	23	31	74.2%	51.5%	53.5%	51.1%
% of FP17s for Band 1 Urgent Courses	16	453	3.5%	10.7%	9.1%	9.0%
% of FP17s Relating to Free Repair or Replacements	0	453	0.0%	0.9%	1.0%	0.8%
% of FP17s Relating to Continuations	4	453	0.9%	0.9%	1.0%	0.9%
% of Patients satisfied with the dentistry they have received	0	0	N/A	93.2%	93.6%	93.3%
% of Patients satisfied with the time they had to wait for an appointment	0	0	N/A	88.5%	89.8%	88.9%

* This is based on patients treated on this contract for their most recent course of treatment. Figures in italics indicate the base number of FP17s or Patient Questionnaire responses are less than 100. N/A is shown where the base number of responses is less than 10 during the period. % is calculated as Quantity/Base number*100

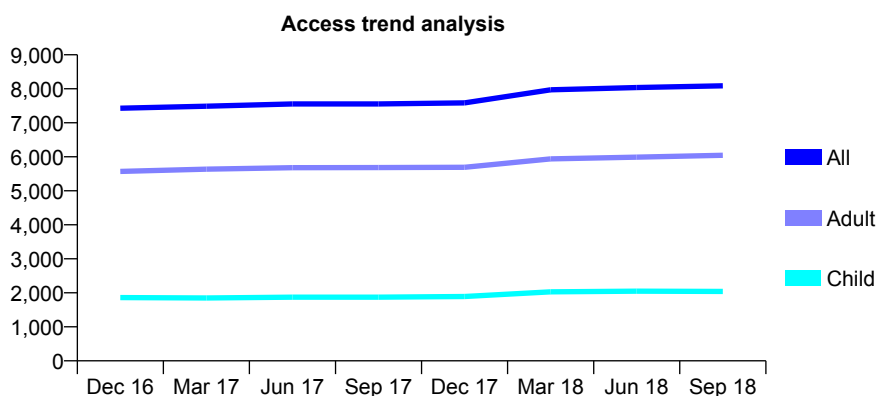
Q47 - Vital Signs At a Glance Contract Report for 339717/0001 - September 2018

Name or company name	MR IC WALSH
Contract type name	Pilot Contract
Purpose of contract	General
Contract start date	01/04/2006
Contract end date	

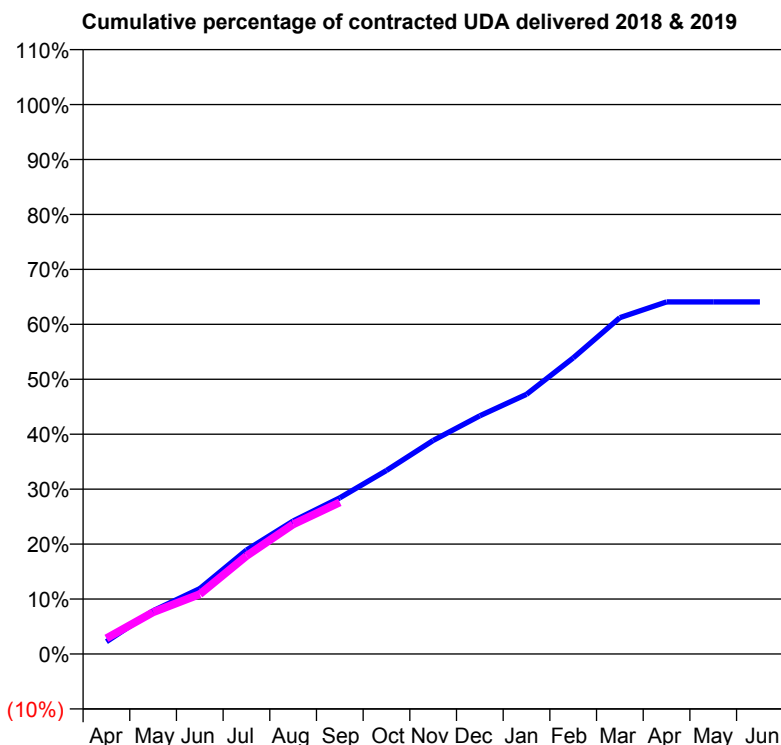
18/19 Contracted general activity (UDA)	29,894
Carry forward general activity (UDA)	0
18/19 Contracted orthodontic activity (UOA)	0
Carry forward orthodontic activity (UOA)	0
Baseline contract value	£839,013.34

ACCESS*

Patients seen in 24 months	Total	Change since previous quarter
Quarter ending September 2017	7,555	
Quarter ending December 2017	7,588	→
Quarter ending March 2018	7,972	↑
Quarter ending June 2018	8,039	→
Quarter ending September 2018	8,090	→
Variance since September 2017	7.1%	↑



ACTIVITY



Month	Adjusted Scheduled Activity (UDA)	
	2018	2019
April	669	854
May	2,353	2,275
June	3,557	3,251
July	5,653	5,333
August	7,239	7,057
September	8,496	8,254
October	9,984	
November	11,616	
December	12,957	
January	14,125	
February	16,108	
March	18,299	
April	19,158	
May	19,158	
June	19,155	

QUALITY

	Quantity	Base Number	Contract	AT	Region	England
% of FP17s for the same patient ID Re-attending within 3 months - Children	95	1,245	7.6%	11.6%	12.2%	11.6%
% of FP17s for the same patient ID Re-attending within 3 months - Adults	472	3,148	15.0%	15.1%	15.8%	15.5%
% of FP17s for the same patient ID Re-attending between 3 & 9 months - Children	558	1,245	44.8%	58.6%	60.3%	58.8%
% of FP17s for the same patient ID Re-attending between 3 & 9 months - Adults	893	3,148	28.4%	51.5%	53.5%	51.1%
% of FP17s for Band 1 Urgent Courses	298	4,101	7.3%	10.7%	9.1%	9.0%
% of FP17s Relating to Free Repair or Replacements	68	4,101	1.7%	0.9%	1.0%	0.8%
% of FP17s Relating to Continuations	29	4,101	0.7%	0.9%	1.0%	0.9%
% of Patients satisfied with the dentistry they have received	6	6	N/A	93.2%	93.6%	93.3%
% of Patients satisfied with the time they had to wait for an appointment	4	6	N/A	88.5%	89.8%	88.9%

* This is based on patients treated on this contract for their most recent course of treatment. Figures in italics indicate the base number of FP17s or Patient Questionnaire responses are less than 100. N/A is shown where the base number of responses is less than 10 during the period. % is calculated as Quantity/Base number*100

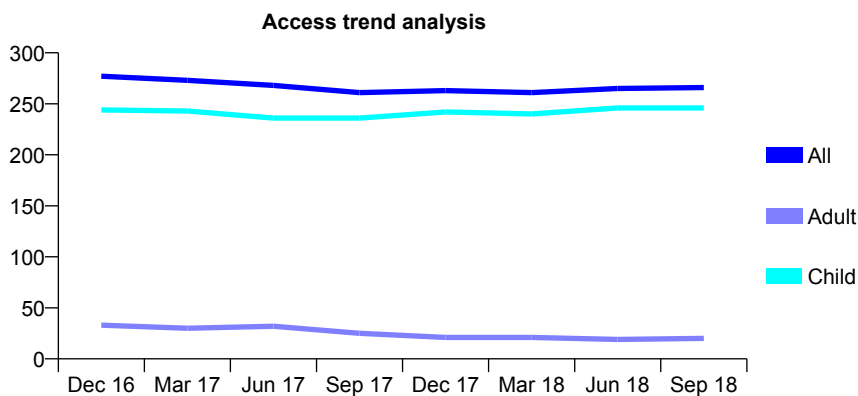
Q47 - Vital Signs At a Glance Contract Report for 356093/0001 - September 2018

Name or company name	MR K KHAN
Contract type name	GDS Contract
Purpose of contract	General
Contract start date	01/01/2010
Contract end date	

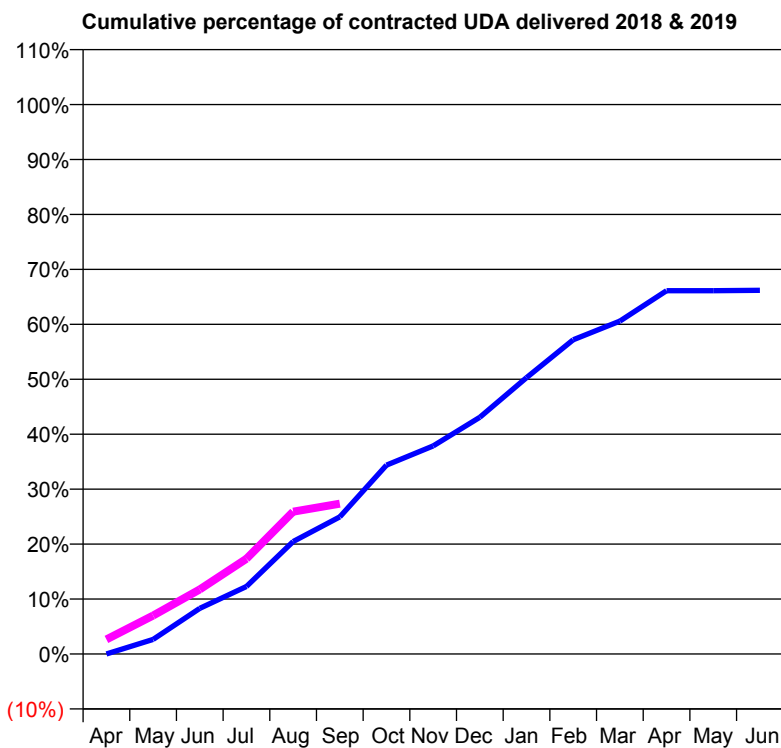
18/19 Contracted general activity (UDA)	1,091
Carry forward general activity (UDA)	0
18/19 Contracted orthodontic activity (UOA)	0
Carry forward orthodontic activity (UOA)	0
Baseline contract value	£26,206.34

ACCESS*

Patients seen in 24 months	Total	Change since previous quarter
Quarter ending September 2017	261	
Quarter ending December 2017	263	→
Quarter ending March 2018	261	→
Quarter ending June 2018	265	→
Quarter ending September 2018	266	→
Variance since September 2017	1.9%	→



ACTIVITY



Month	Adjusted Scheduled Activity (UDA)	
	2018	2019
April	0	29
May	29	76
June	91	128
July	134	189
August	223	283
September	272	299
October	375	
November	413	
December	470	
January	549	
February	624	
March	661	
April	721	
May	721	
June	722	

QUALITY

	Quantity	Base Number	Contract	AT	Region	England
% of FP17s for the same patient ID Re-attending within 3 months - Children	30	247	12.1%	11.6%	12.2%	11.6%
% of FP17s for the same patient ID Re-attending within 3 months - Adults	0	1	0.0%	15.1%	15.8%	15.5%
% of FP17s for the same patient ID Re-attending between 3 & 9 months - Children	168	247	68.0%	58.6%	60.3%	58.8%
% of FP17s for the same patient ID Re-attending between 3 & 9 months - Adults	0	1	0.0%	51.5%	53.5%	51.1%
% of FP17s for Band 1 Urgent Courses	8	210	3.8%	10.7%	9.1%	9.0%
% of FP17s Relating to Free Repair or Replacements	0	210	0.0%	0.9%	1.0%	0.8%
% of FP17s Relating to Continuations	0	210	0.0%	0.9%	1.0%	0.9%
% of Patients satisfied with the dentistry they have received	0	0	N/A	93.2%	93.6%	93.3%
% of Patients satisfied with the time they had to wait for an appointment	0	0	N/A	88.5%	89.8%	88.9%

* This is based on patients treated on this contract for their most recent course of treatment. Figures in italics indicate the base number of FP17s or Patient Questionnaire responses are less than 100. N/A is shown where the base number of responses is less than 10 during the period. % is calculated as Quantity/Base number*100

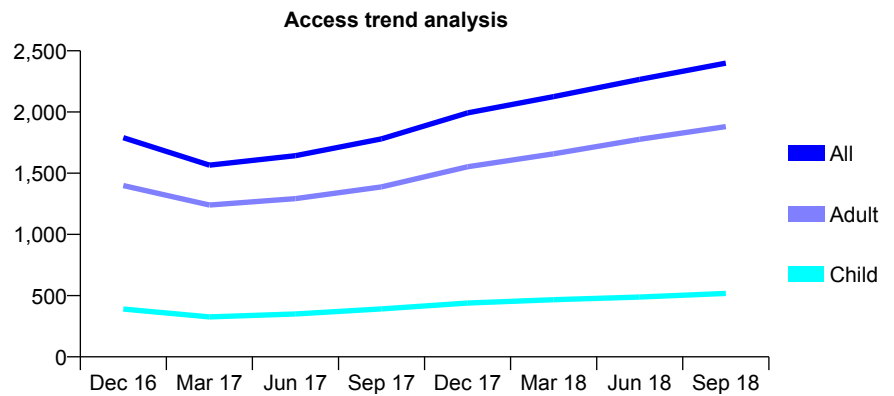
Q47 - Vital Signs At a Glance Contract Report for 364525/0001 - September 2018

Name or company name	Dr Sima Kothiwala
Contract type name	GDS Contract
Purpose of contract	General
Contract start date	01/07/2007
Contract end date	

18/19 Contracted general activity (UDA)	10,662
Carry forward general activity (UDA)	0
18/19 Contracted orthodontic activity (UOA)	0
Carry forward orthodontic activity (UOA)	0
Baseline contract value	£303,658.10

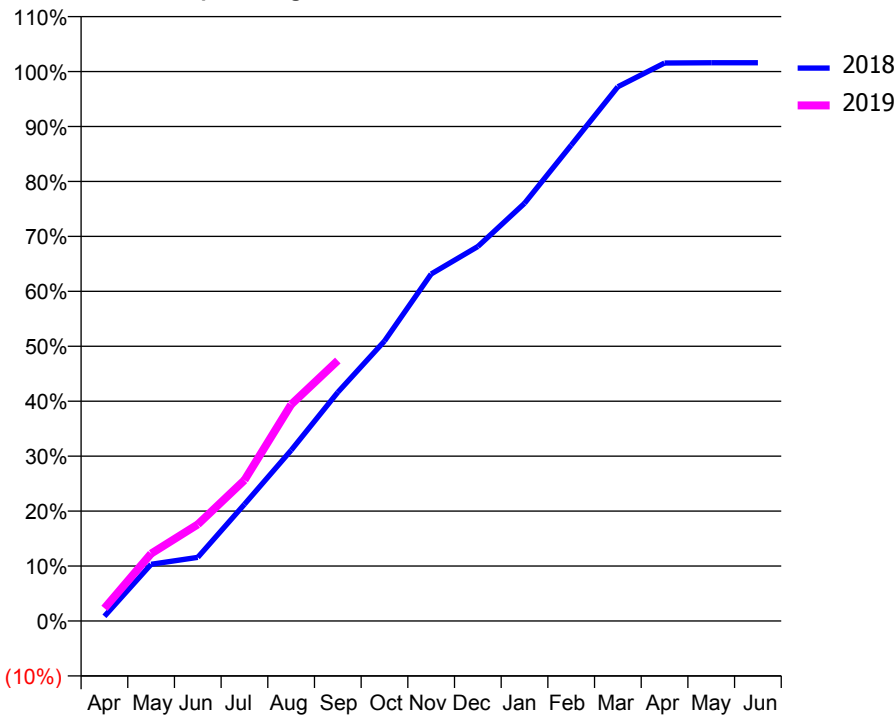
ACCESS*

Patients seen in 24 months	Total	Change since previous quarter
Quarter ending September 2017	1,780	
Quarter ending December 2017	1,993	↑
Quarter ending March 2018	2,126	↑
Quarter ending June 2018	2,266	↑
Quarter ending September 2018	2,399	↑
Variance since September 2017	34.8%	↑



ACTIVITY

Cumulative percentage of contracted UDA delivered 2018 & 2019



Month	Adjusted Scheduled Activity (UDA)	
	2018	2019
April	92	247
May	1,101	1,307
June	1,235	1,873
July	2,266	2,734
August	3,313	4,201
September	4,439	5,053
October	5,433	
November	6,733	
December	7,267	
January	8,105	
February	9,232	
March	10,366	
April	10,826	
May	10,833	
June	10,833	

QUALITY

	Quantity	Base Number	Contract	AT	Region	England
% of FP17s for the same patient ID Re-attending within 3 months - Children	56	570	9.8%	11.6%	12.2%	11.6%
% of FP17s for the same patient ID Re-attending within 3 months - Adults	318	1,624	19.6%	15.1%	15.8%	15.5%
% of FP17s for the same patient ID Re-attending between 3 & 9 months - Children	390	570	68.4%	58.6%	60.3%	58.8%
% of FP17s for the same patient ID Re-attending between 3 & 9 months - Adults	830	1,624	51.1%	51.5%	53.5%	51.1%
% of FP17s for Band 1 Urgent Courses	167	2,038	8.2%	10.7%	9.1%	9.0%
% of FP17s Relating to Free Repair or Replacements	39	2,038	1.9%	0.9%	1.0%	0.8%
% of FP17s Relating to Continuations	80	2,038	3.9%	0.9%	1.0%	0.9%
% of Patients satisfied with the dentistry they have received	5	6	N/A	93.2%	93.6%	93.3%
% of Patients satisfied with the time they had to wait for an appointment	5	6	N/A	88.5%	89.8%	88.9%

* This is based on patients treated on this contract for their most recent course of treatment. Figures in italics indicate the base number of FP17s or Patient Questionnaire responses are less than 100. N/A is shown where the base number of responses is less than 10 during the period. % is calculated as Quantity/Base number*100

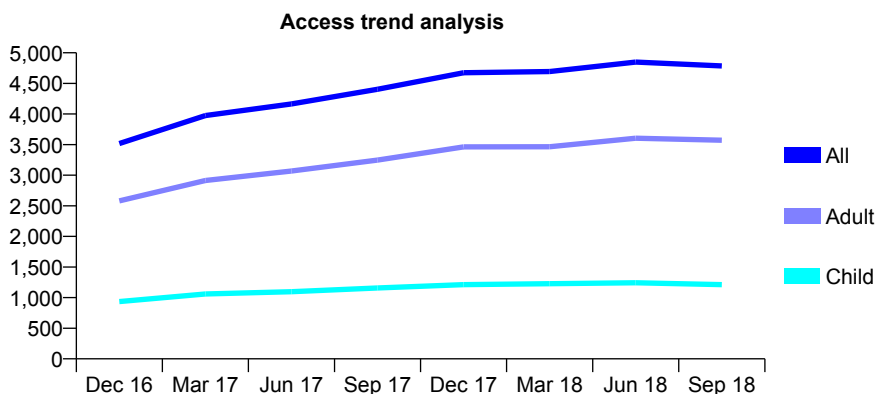
Q47 - Vital Signs At a Glance Contract Report for 366102/0001 - September 2018

Name or company name	MR A RAFIQ
Contract type name	GDS Contract
Purpose of contract	General
Contract start date	01/02/2008
Contract end date	

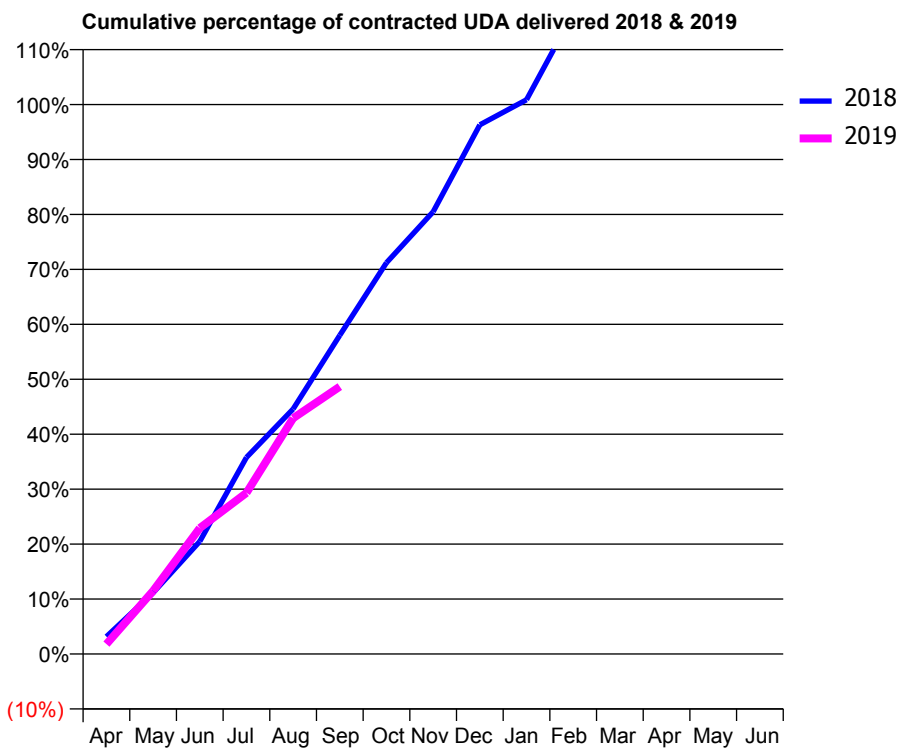
18/19 Contracted general activity (UDA)	10,412
Carry forward general activity (UDA)	0
18/19 Contracted orthodontic activity (UOA)	0
Carry forward orthodontic activity (UOA)	0
Baseline contract value	£293,955.06

ACCESS*

Patients seen in 24 months	Total	Change since previous quarter
Quarter ending September 2017	4,405	
Quarter ending December 2017	4,674	↑
Quarter ending March 2018	4,693	→
Quarter ending June 2018	4,848	↑
Quarter ending September 2018	4,785	↓
Variance since September 2017	8.6%	↑



ACTIVITY



Month	Adjusted Scheduled Activity (UDA)	
	2018	2019
April	329	188
May	1,161	1,198
June	2,135	2,386
July	3,727	3,054
August	4,643	4,467
September	6,040	5,067
October	7,414	
November	8,380	
December	10,027	
January	10,503	
February	12,129	
March	12,751	
April	13,914	
May	13,910	
June	13,897	

QUALITY

	Quantity	Base Number	Contract	AT	Region	England
% of FP17s for the same patient ID Re-attending within 3 months - Children	83	825	10.1%	11.6%	12.2%	11.6%
% of FP17s for the same patient ID Re-attending within 3 months - Adults	243	2,244	10.8%	15.1%	15.8%	15.5%
% of FP17s for the same patient ID Re-attending between 3 & 9 months - Children	515	825	62.4%	58.6%	60.3%	58.8%
% of FP17s for the same patient ID Re-attending between 3 & 9 months - Adults	1,283	2,244	57.2%	51.5%	53.5%	51.1%
% of FP17s for Band 1 Urgent Courses	115	2,483	4.6%	10.7%	9.1%	9.0%
% of FP17s Relating to Free Repair or Replacements	43	2,483	1.7%	0.9%	1.0%	0.8%
% of FP17s Relating to Continuations	16	2,483	0.6%	0.9%	1.0%	0.9%
% of Patients satisfied with the dentistry they have received	3	3	N/A	93.2%	93.6%	93.3%
% of Patients satisfied with the time they had to wait for an appointment	3	3	N/A	88.5%	89.8%	88.9%

* This is based on patients treated on this contract for their most recent course of treatment. Figures in italics indicate the base number of FP17s or Patient Questionnaire responses are less than 100. N/A is shown where the base number of responses is less than 10 during the period. % is calculated as Quantity/Base number*100

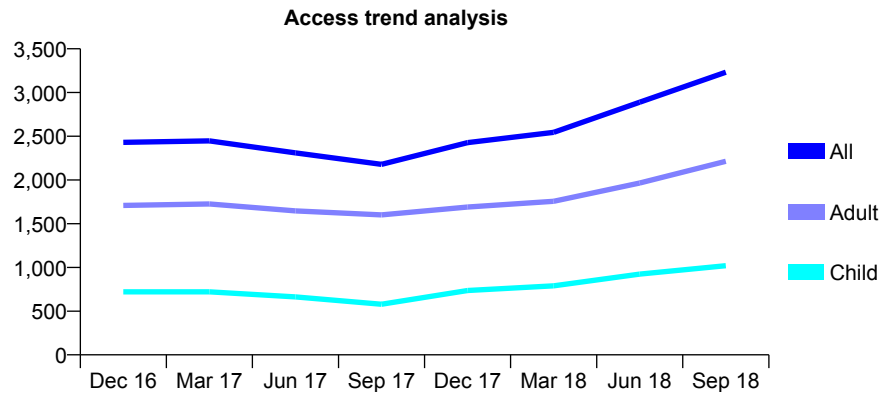
Q47 - Vital Signs At a Glance Contract Report for 366102/0002 - September 2018

Name or company name	MR A RAFIQ
Contract type name	GDS Contract
Purpose of contract	General
Contract start date	01/04/2008
Contract end date	

18/19 Contracted general activity (UDA)	7,521
Carry forward general activity (UDA)	0
18/19 Contracted orthodontic activity (UOA)	0
Carry forward orthodontic activity (UOA)	0
Baseline contract value	£200,052.08

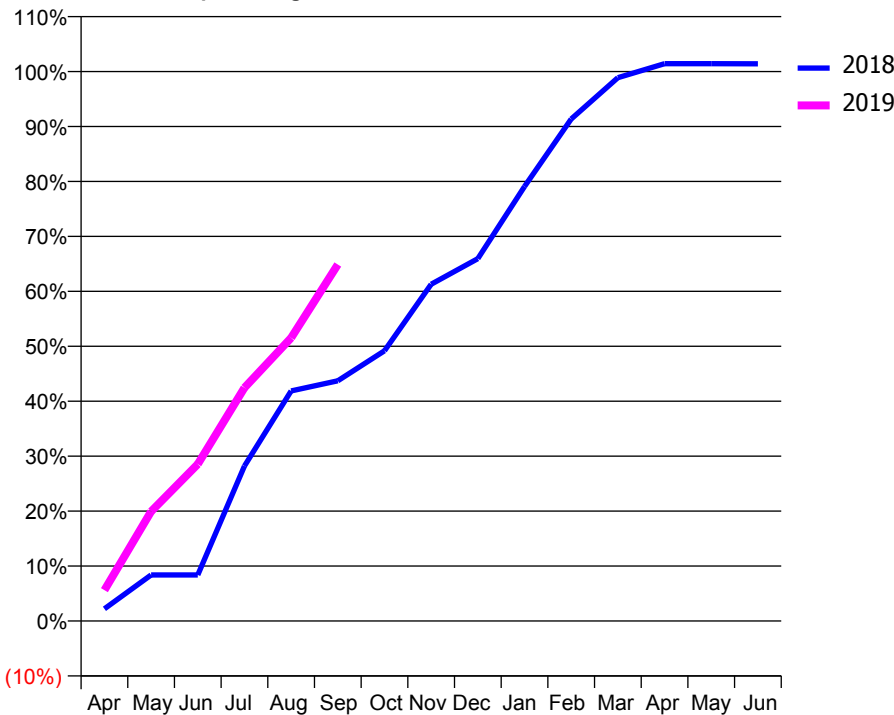
ACCESS*

Patients seen in 24 months	Total	Change since previous quarter
Quarter ending September 2017	2,179	
Quarter ending December 2017	2,427	↑
Quarter ending March 2018	2,545	↑
Quarter ending June 2018	2,889	↑
Quarter ending September 2018	3,233	↑
Variance since September 2017	48.4%	↑



ACTIVITY

Cumulative percentage of contracted UDA delivered 2018 & 2019



Month	Adjusted Scheduled Activity (UDA)	
	2018	2019
April	167	422
May	630	1,500
June	630	2,148
July	2,122	3,194
August	3,148	3,875
September	3,287	4,880
October	3,698	
November	4,610	
December	4,960	
January	5,947	
February	6,870	
March	7,437	
April	7,629	
May	7,628	
June	7,626	

QUALITY

	Quantity	Base Number	Contract	AT	Region	England
% of FP17s for the same patient ID Re-attending within 3 months - Children	79	985	8.0%	11.6%	12.2%	11.6%
% of FP17s for the same patient ID Re-attending within 3 months - Adults	181	1,704	10.6%	15.1%	15.8%	15.5%
% of FP17s for the same patient ID Re-attending between 3 & 9 months - Children	437	985	44.4%	58.6%	60.3%	58.8%
% of FP17s for the same patient ID Re-attending between 3 & 9 months - Adults	648	1,704	38.0%	51.5%	53.5%	51.1%
% of FP17s for Band 1 Urgent Courses	170	2,596	6.5%	10.7%	9.1%	9.0%
% of FP17s Relating to Free Repair or Replacements	21	2,596	0.8%	0.9%	1.0%	0.8%
% of FP17s Relating to Continuations	6	2,596	0.2%	0.9%	1.0%	0.9%
% of Patients satisfied with the dentistry they have received	3	4	N/A	93.2%	93.6%	93.3%
% of Patients satisfied with the time they had to wait for an appointment	4	4	N/A	88.5%	89.8%	88.9%

* This is based on patients treated on this contract for their most recent course of treatment. Figures in italics indicate the base number of FP17s or Patient Questionnaire responses are less than 100. N/A is shown where the base number of responses is less than 10 during the period. % is calculated as Quantity/Base number*100

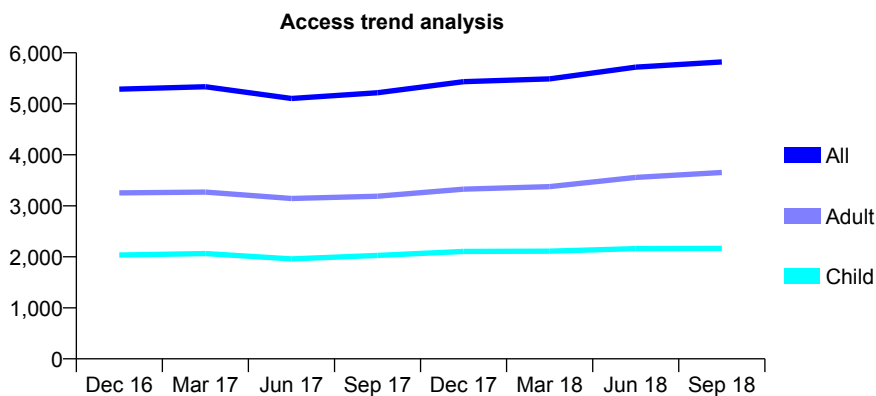
Q47 - Vital Signs At a Glance Contract Report for 366102/0003 - September 2018

Name or company name	MR A RAFIQ
Contract type name	GDS Contract
Purpose of contract	General
Contract start date	01/02/2010
Contract end date	

18/19 Contracted general activity (UDA)	15,000
Carry forward general activity (UDA)	0
18/19 Contracted orthodontic activity (UOA)	0
Carry forward orthodontic activity (UOA)	0
Baseline contract value	£409,452.16

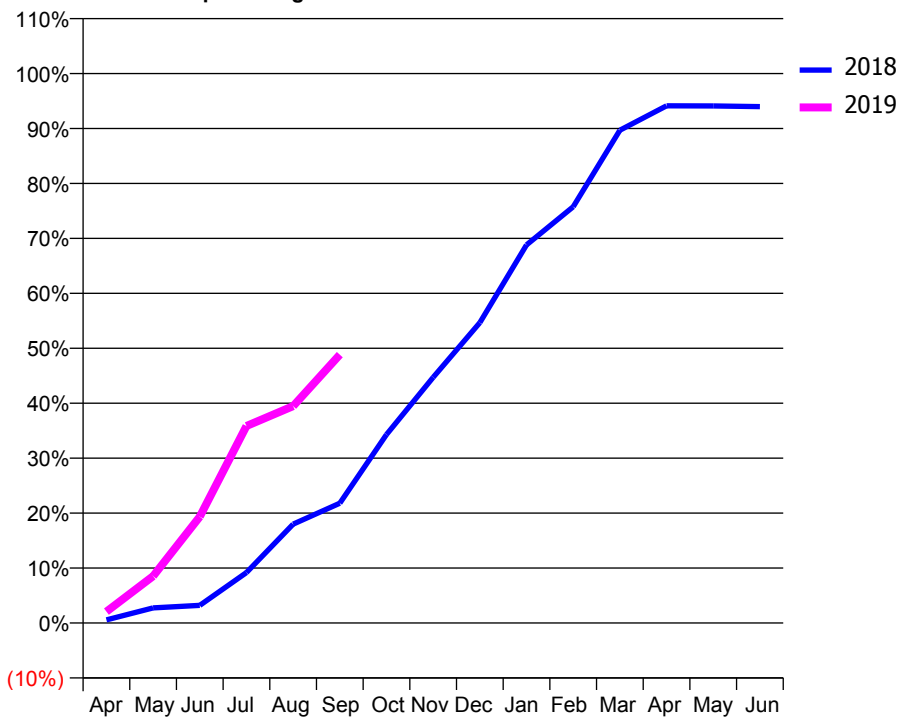
ACCESS*

Patients seen in 24 months	Total	Change since previous quarter
Quarter ending September 2017	5,216	
Quarter ending December 2017	5,434	↑
Quarter ending March 2018	5,488	→
Quarter ending June 2018	5,718	↑
Quarter ending September 2018	5,821	→
Variance since September 2017	11.6%	↑



ACTIVITY

Cumulative percentage of contracted UDA delivered 2018 & 2019



Adjusted Scheduled Activity (UDA)		
Month	2018	2019
April	86	312
May	412	1,278
June	484	2,904
July	1,378	5,379
August	2,700	5,919
September	3,270	7,326
October	5,145	
November	6,707	
December	8,201	
January	10,321	
February	11,364	
March	13,451	
April	14,116	
May	14,113	
June	14,097	

QUALITY

	Quantity	Base Number	Contract	AT	Region	England
% of FP17s for the same patient ID Re-attending within 3 months - Children	138	1,431	9.6%	11.6%	12.2%	11.6%
% of FP17s for the same patient ID Re-attending within 3 months - Adults	326	2,201	14.8%	15.1%	15.8%	15.5%
% of FP17s for the same patient ID Re-attending between 3 & 9 months - Children	776	1,431	54.2%	58.6%	60.3%	58.8%
% of FP17s for the same patient ID Re-attending between 3 & 9 months - Adults	1,032	2,201	46.9%	51.5%	53.5%	51.1%
% of FP17s for Band 1 Urgent Courses	265	3,353	7.9%	10.7%	9.1%	9.0%
% of FP17s Relating to Free Repair or Replacements	20	3,353	0.6%	0.9%	1.0%	0.8%
% of FP17s Relating to Continuations	4	3,353	0.1%	0.9%	1.0%	0.9%
% of Patients satisfied with the dentistry they have received	2	3	N/A	93.2%	93.6%	93.3%
% of Patients satisfied with the time they had to wait for an appointment	3	3	N/A	88.5%	89.8%	88.9%

* This is based on patients treated on this contract for their most recent course of treatment. Figures in italics indicate the base number of FP17s or Patient Questionnaire responses are less than 100. N/A is shown where the base number of responses is less than 10 during the period. % is calculated as Quantity/Base number*100

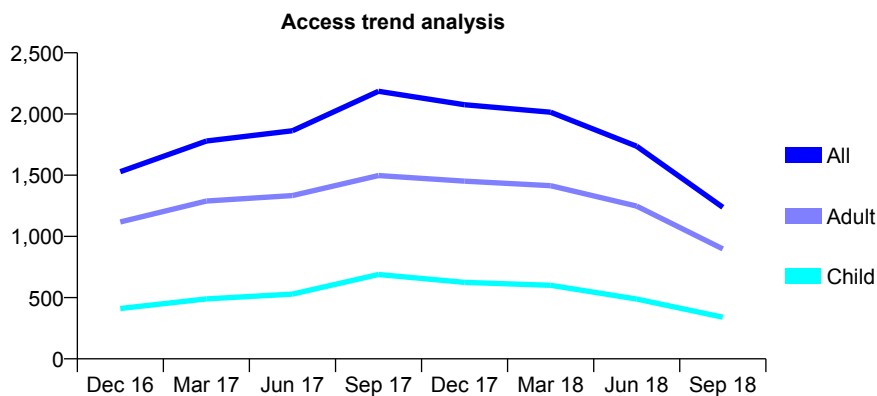
Q47 - Vital Signs At a Glance Contract Report for 366102/0004 - September 2018

Name or company name	MR A RAFIQ
Contract type name	GDS Contract
Purpose of contract	General
Contract start date	17/12/2010
Contract end date	

18/19 Contracted general activity (UDA)	5,754
Carry forward general activity (UDA)	0
18/19 Contracted orthodontic activity (UOA)	0
Carry forward orthodontic activity (UOA)	0
Baseline contract value	£138,027.69

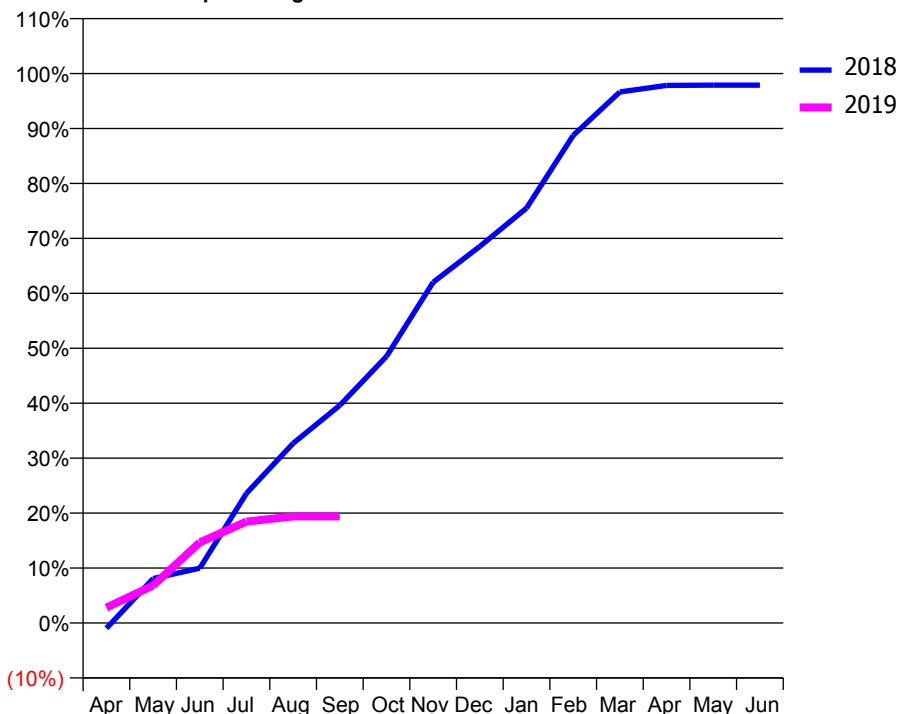
ACCESS*

Patients seen in 24 months	Total	Change since previous quarter
Quarter ending September 2017	2,186	
Quarter ending December 2017	2,076	↓
Quarter ending March 2018	2,015	↓
Quarter ending June 2018	1,737	↓
Quarter ending September 2018	1,238	↓
Variance since September 2017	(43.4%)	↓



ACTIVITY

Cumulative percentage of contracted UDA delivered 2018 & 2019



Month	Adjusted Scheduled Activity (UDA)	
	2018	2019
April	-56	162
May	465	394
June	574	844
July	1,357	1,062
August	1,881	1,116
September	2,279	1,116
October	2,793	
November	3,569	
December	3,943	
January	4,345	
February	5,105	
March	5,561	
April	5,629	
May	5,633	
June	5,633	

QUALITY

	Quantity	Base Number	Contract	AT	Region	England
% of FP17s for the same patient ID Re-attending within 3 months - Children	19	183	10.4%	11.6%	12.2%	11.6%
% of FP17s for the same patient ID Re-attending within 3 months - Adults	39	405	9.6%	15.1%	15.8%	15.5%
% of FP17s for the same patient ID Re-attending between 3 & 9 months - Children	76	183	41.5%	58.6%	60.3%	58.8%
% of FP17s for the same patient ID Re-attending between 3 & 9 months - Adults	199	405	49.1%	51.5%	53.5%	51.1%
% of FP17s for Band 1 Urgent Courses	61	546	11.2%	10.7%	9.1%	9.0%
% of FP17s Relating to Free Repair or Replacements	5	546	0.9%	0.9%	1.0%	0.8%
% of FP17s Relating to Continuations	0	546	0.0%	0.9%	1.0%	0.9%
% of Patients satisfied with the dentistry they have received	3	3	N/A	93.2%	93.6%	93.3%
% of Patients satisfied with the time they had to wait for an appointment	3	3	N/A	88.5%	89.8%	88.9%

* This is based on patients treated on this contract for their most recent course of treatment. Figures in italics indicate the base number of FP17s or Patient Questionnaire responses are less than 100. N/A is shown where the base number of responses is less than 10 during the period. % is calculated as Quantity/Base number*100

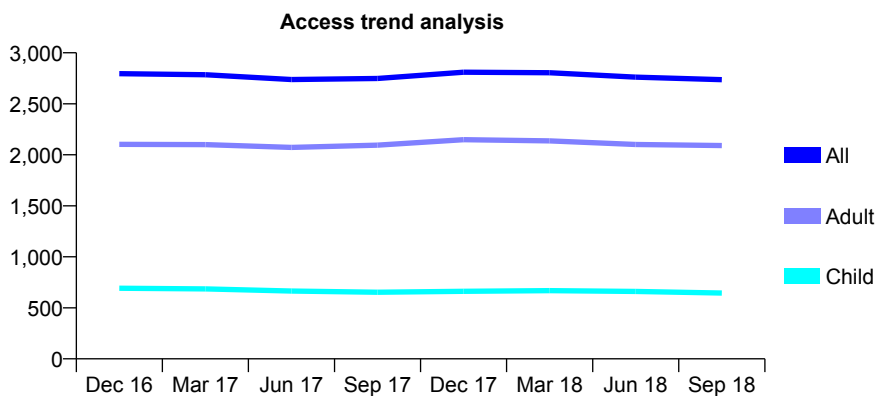
Q47 - Vital Signs At a Glance Contract Report for 565938/0001 - September 2018

Name or company name	MR SR BASS
Contract type name	GDS Contract
Purpose of contract	General
Contract start date	01/04/2006
Contract end date	

18/19 Contracted general activity (UDA)	8,759
Carry forward general activity (UDA)	0
18/19 Contracted orthodontic activity (UOA)	0
Carry forward orthodontic activity (UOA)	0
Baseline contract value	£250,984.68

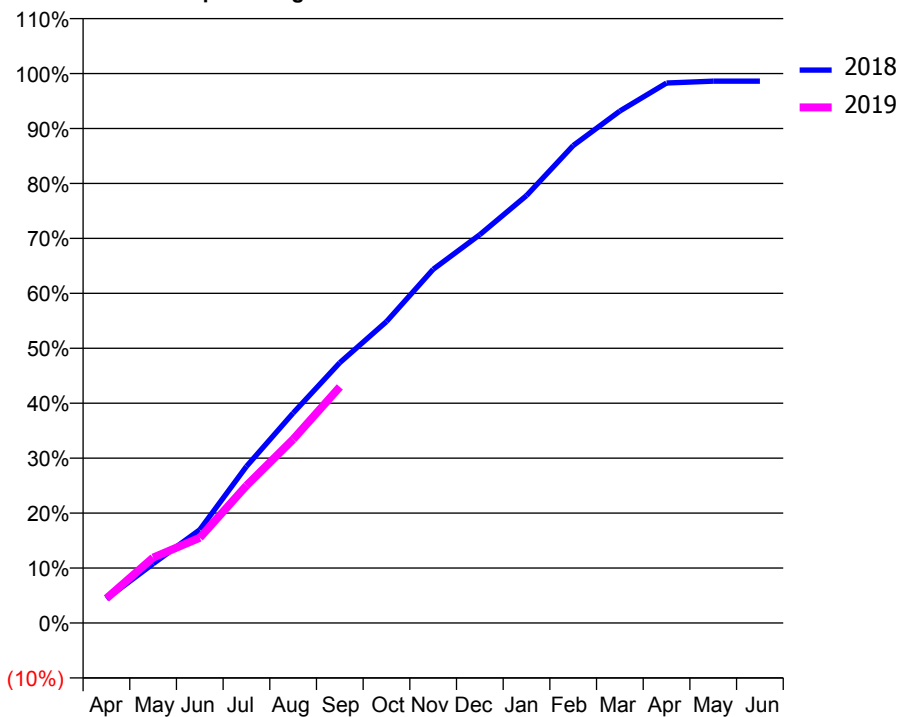
ACCESS*

Patients seen in 24 months	Total	Change since previous quarter
Quarter ending September 2017	2,748	
Quarter ending December 2017	2,810	↑
Quarter ending March 2018	2,805	→
Quarter ending June 2018	2,762	↓
Quarter ending September 2018	2,736	→
Variance since September 2017	(0.4%)	→



ACTIVITY

Cumulative percentage of contracted UDA delivered 2018 & 2019



Adjusted Scheduled Activity (UDA)		
Month	2018	2019
April	386	392
May	945	1,043
June	1,488	1,360
July	2,497	2,190
August	3,346	2,928
September	4,150	3,763
October	4,806	
November	5,638	
December	6,190	
January	6,814	
February	7,611	
March	8,161	
April	8,607	
May	8,638	
June	8,638	

QUALITY

	Quantity	Base Number	Contract	AT	Region	England
% of FP17s for the same patient ID Re-attending within 3 months - Children	29	446	6.5%	11.6%	12.2%	11.6%
% of FP17s for the same patient ID Re-attending within 3 months - Adults	155	1,302	11.9%	15.1%	15.8%	15.5%
% of FP17s for the same patient ID Re-attending between 3 & 9 months - Children	240	446	53.8%	58.6%	60.3%	58.8%
% of FP17s for the same patient ID Re-attending between 3 & 9 months - Adults	606	1,302	46.5%	51.5%	53.5%	51.1%
% of FP17s for Band 1 Urgent Courses	106	1,541	6.9%	10.7%	9.1%	9.0%
% of FP17s Relating to Free Repair or Replacements	11	1,541	0.7%	0.9%	1.0%	0.8%
% of FP17s Relating to Continuations	31	1,541	2.0%	0.9%	1.0%	0.9%
% of Patients satisfied with the dentistry they have received	1	1	N/A	93.2%	93.6%	93.3%
% of Patients satisfied with the time they had to wait for an appointment	1	1	N/A	88.5%	89.8%	88.9%

* This is based on patients treated on this contract for their most recent course of treatment. Figures in italics indicate the base number of FP17s or Patient Questionnaire responses are less than 100. N/A is shown where the base number of responses is less than 10 during the period. % is calculated as Quantity/Base number*100

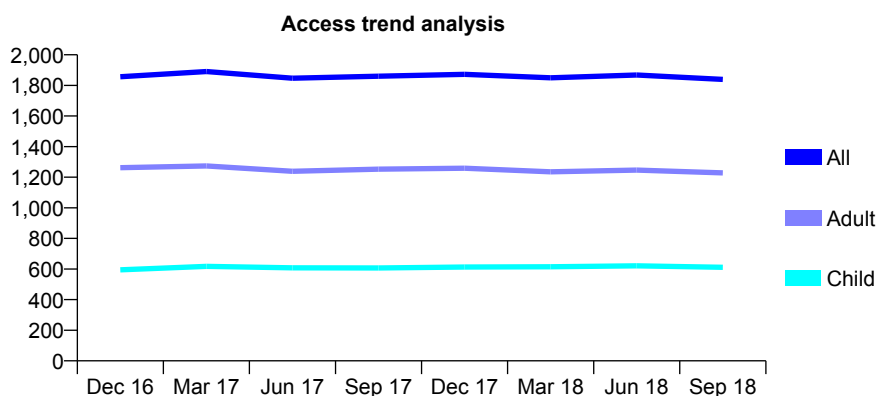
Q47 - Vital Signs At a Glance Contract Report for 565938/0002 - September 2018

Name or company name	MR SR BASS
Contract type name	GDS Contract
Purpose of contract	General
Contract start date	20/08/2007
Contract end date	

18/19 Contracted general activity (UDA)	6,003
Carry forward general activity (UDA)	0
18/19 Contracted orthodontic activity (UOA)	0
Carry forward orthodontic activity (UOA)	0
Baseline contract value	£157,713.68

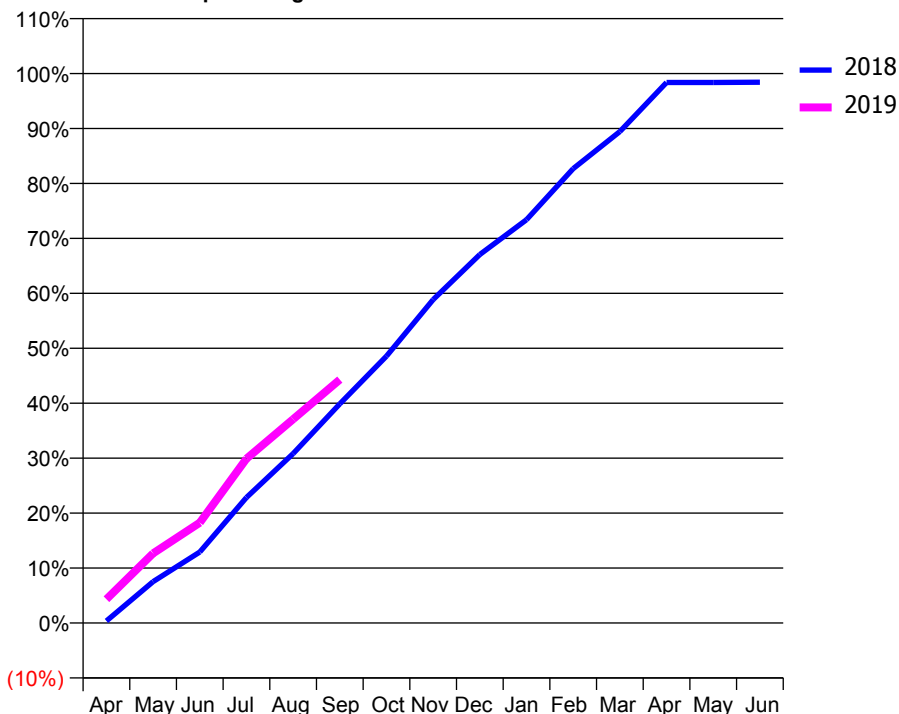
ACCESS*

Patients seen in 24 months	Total	Change since previous quarter
Quarter ending September 2017	1,860	
Quarter ending December 2017	1,872	→
Quarter ending March 2018	1,850	↓
Quarter ending June 2018	1,868	→
Quarter ending September 2018	1,839	↓
Variance since September 2017	(1.1%)	↓



ACTIVITY

Cumulative percentage of contracted UDA delivered 2018 & 2019



Adjusted Scheduled Activity (UDA)

Month	2018	2019
April	22	261
May	452	761
June	775	1,097
July	1,372	1,796
August	1,851	2,227
September	2,394	2,659
October	2,915	
November	3,534	
December	4,026	
January	4,406	
February	4,963	
March	5,369	
April	5,905	
May	5,905	
June	5,908	

QUALITY

	Quantity	Base Number	Contract	AT	Region	England
% of FP17s for the same patient ID Re-attending within 3 months - Children	26	394	6.6%	11.6%	12.2%	11.6%
% of FP17s for the same patient ID Re-attending within 3 months - Adults	143	841	17.0%	15.1%	15.8%	15.5%
% of FP17s for the same patient ID Re-attending between 3 & 9 months - Children	201	394	51.0%	58.6%	60.3%	58.8%
% of FP17s for the same patient ID Re-attending between 3 & 9 months - Adults	348	841	41.4%	51.5%	53.5%	51.1%
% of FP17s for Band 1 Urgent Courses	62	1,048	5.9%	10.7%	9.1%	9.0%
% of FP17s Relating to Free Repair or Replacements	11	1,048	1.0%	0.9%	1.0%	0.8%
% of FP17s Relating to Continuations	24	1,048	2.3%	0.9%	1.0%	0.9%
% of Patients satisfied with the dentistry they have received	2	2	N/A	93.2%	93.6%	93.3%
% of Patients satisfied with the time they had to wait for an appointment	2	2	N/A	88.5%	89.8%	88.9%

* This is based on patients treated on this contract for their most recent course of treatment. Figures in italics indicate the base number of FP17s or Patient Questionnaire responses are less than 100. N/A is shown where the base number of responses is less than 10 during the period. % is calculated as Quantity/Base number*100

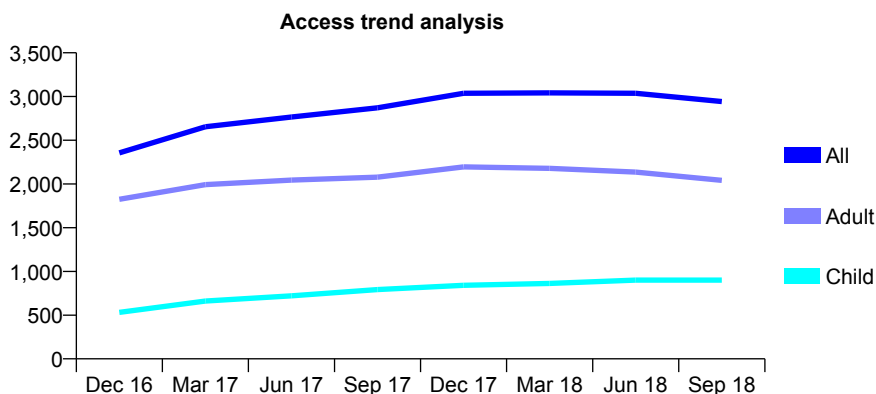
Q47 - Vital Signs At a Glance Contract Report for 567256/0001 - September 2018

Name or company name	Synergy Dental Clinic Blackburn Ltd
Contract type name	GDS Contract
Purpose of contract	General
Contract start date	01/04/2006
Contract end date	

18/19 Contracted general activity (UDA)	7,600
Carry forward general activity (UDA)	0
18/19 Contracted orthodontic activity (UOA)	0
Carry forward orthodontic activity (UOA)	0
Baseline contract value	£205,320.01

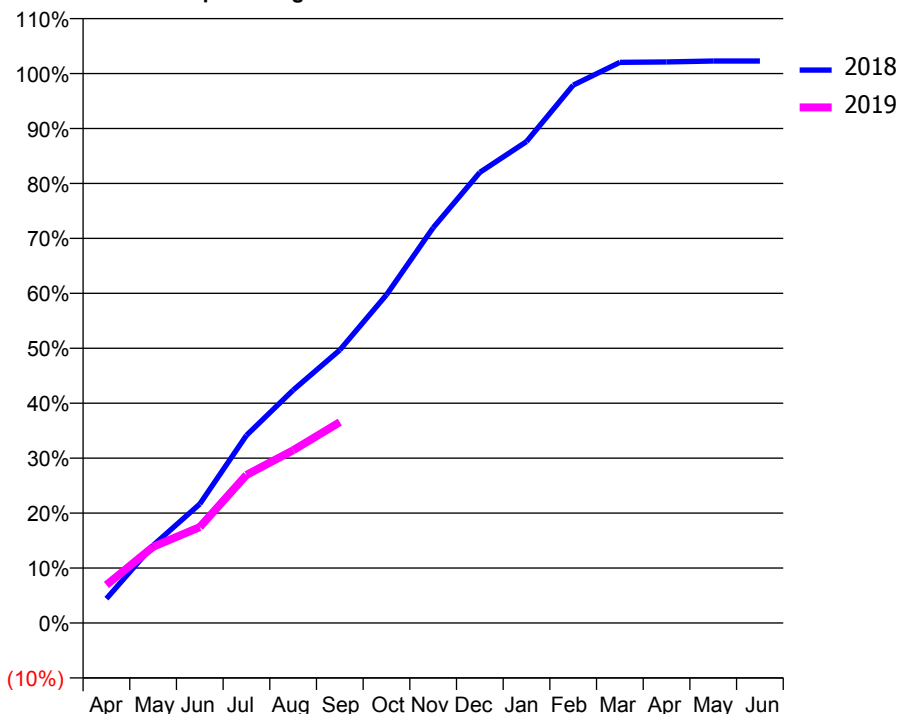
ACCESS*

Patients seen in 24 months	Total	Change since previous quarter
Quarter ending September 2017	2,871	
Quarter ending December 2017	3,037	↑
Quarter ending March 2018	3,042	→
Quarter ending June 2018	3,037	→
Quarter ending September 2018	2,942	↓
Variance since September 2017	2.5%	↑



ACTIVITY

Cumulative percentage of contracted UDA delivered 2018 & 2019



Month	Adjusted Scheduled Activity (UDA)	
	2018	2019
April	337	526
May	1,074	1,053
June	1,646	1,327
July	2,596	2,048
August	3,221	2,389
September	3,776	2,779
October	4,539	
November	5,468	
December	6,233	
January	6,658	
February	7,439	
March	7,755	
April	7,760	
May	7,773	
June	7,773	

QUALITY

	Quantity	Base Number	Contract	AT	Region	England
% of FP17s for the same patient ID Re-attending within 3 months - Children	36	594	6.1%	11.6%	12.2%	11.6%
% of FP17s for the same patient ID Re-attending within 3 months - Adults	70	806	8.7%	15.1%	15.8%	15.5%
% of FP17s for the same patient ID Re-attending between 3 & 9 months - Children	361	594	60.8%	58.6%	60.3%	58.8%
% of FP17s for the same patient ID Re-attending between 3 & 9 months - Adults	400	806	49.6%	51.5%	53.5%	51.1%
% of FP17s for Band 1 Urgent Courses	61	1,395	4.4%	10.7%	9.1%	9.0%
% of FP17s Relating to Free Repair or Replacements	0	1,395	0.0%	0.9%	1.0%	0.8%
% of FP17s Relating to Continuations	1	1,395	0.1%	0.9%	1.0%	0.9%
% of Patients satisfied with the dentistry they have received	1	1	N/A	93.2%	93.6%	93.3%
% of Patients satisfied with the time they had to wait for an appointment	1	1	N/A	88.5%	89.8%	88.9%

* This is based on patients treated on this contract for their most recent course of treatment. Figures in italics indicate the base number of FP17s or Patient Questionnaire responses are less than 100. N/A is shown where the base number of responses is less than 10 during the period. % is calculated as Quantity/Base number*100

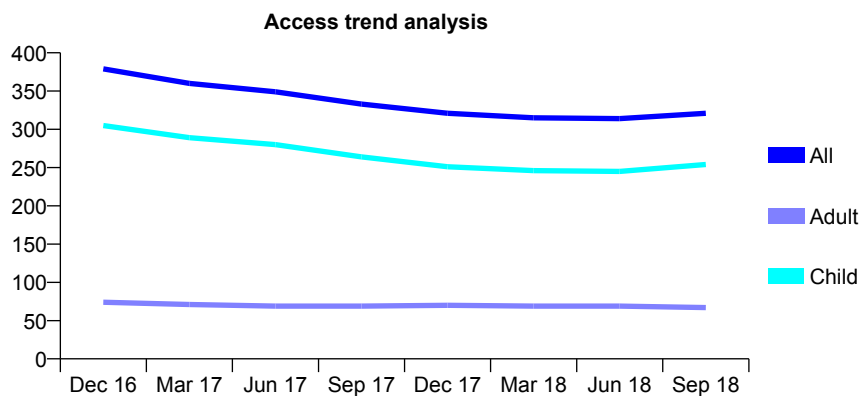
Q47 - Vital Signs At a Glance Contract Report for 570656/0001 - September 2018

Name or company name	MR M WILKINSON
Contract type name	GDS Contract
Purpose of contract	General
Contract start date	01/04/2006
Contract end date	

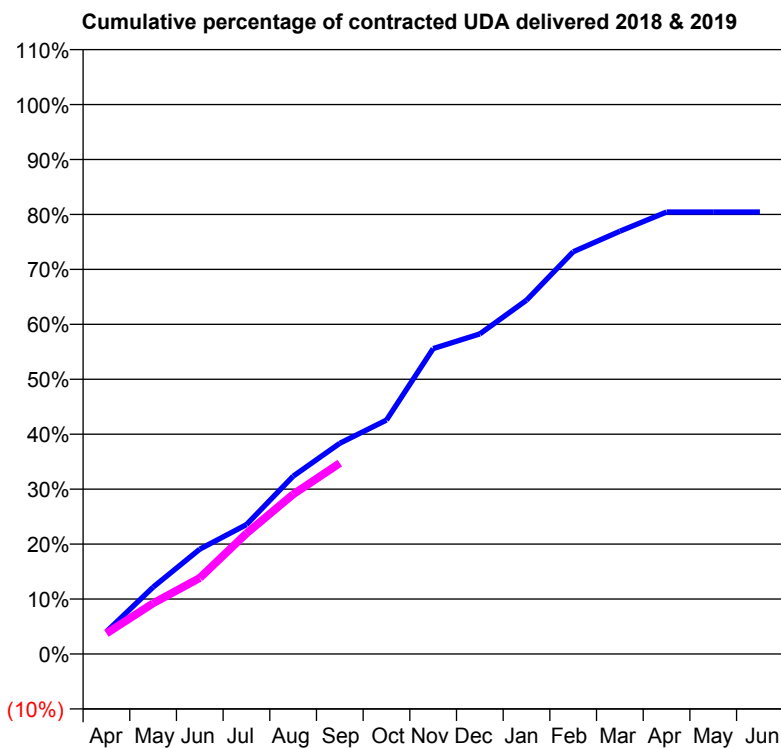
18/19 Contracted general activity (UDA)	720
Carry forward general activity (UDA)	0
18/19 Contracted orthodontic activity (UOA)	0
Carry forward orthodontic activity (UOA)	0
Baseline contract value	£16,490.14

ACCESS*

Patients seen in 24 months	Total	Change since previous quarter
Quarter ending September 2017	333	
Quarter ending December 2017	321	↓
Quarter ending March 2018	315	↓
Quarter ending June 2018	314	→
Quarter ending September 2018	321	↑
Variance since September 2017	(3.6%)	↓



ACTIVITY



Adjusted Scheduled Activity (UDA)		
Month	2018	2019
April	29	27
May	88	66
June	137	100
July	170	158
August	233	209
September	276	250
October	307	
November	400	
December	419	
January	464	
February	527	
March	554	
April	579	
May	579	
June	579	

QUALITY

	Quantity	Base Number	Contract	AT	Region	England
% of FP17s for the same patient ID Re-attending within 3 months - Children	12	206	5.8%	11.6%	12.2%	11.6%
% of FP17s for the same patient ID Re-attending within 3 months - Adults	1	31	3.2%	15.1%	15.8%	15.5%
% of FP17s for the same patient ID Re-attending between 3 & 9 months - Children	143	206	69.4%	58.6%	60.3%	58.8%
% of FP17s for the same patient ID Re-attending between 3 & 9 months - Adults	22	31	71.0%	51.5%	53.5%	51.1%
% of FP17s for Band 1 Urgent Courses	6	220	2.7%	10.7%	9.1%	9.0%
% of FP17s Relating to Free Repair or Replacements	0	220	0.0%	0.9%	1.0%	0.8%
% of FP17s Relating to Continuations	0	220	0.0%	0.9%	1.0%	0.9%
% of Patients satisfied with the dentistry they have received	0	0	N/A	93.2%	93.6%	93.3%
% of Patients satisfied with the time they had to wait for an appointment	0	0	N/A	88.5%	89.8%	88.9%

* This is based on patients treated on this contract for their most recent course of treatment. Figures in italics indicate the base number of FP17s or Patient Questionnaire responses are less than 100. N/A is shown where the base number of responses is less than 10 during the period. % is calculated as Quantity/Base number*100

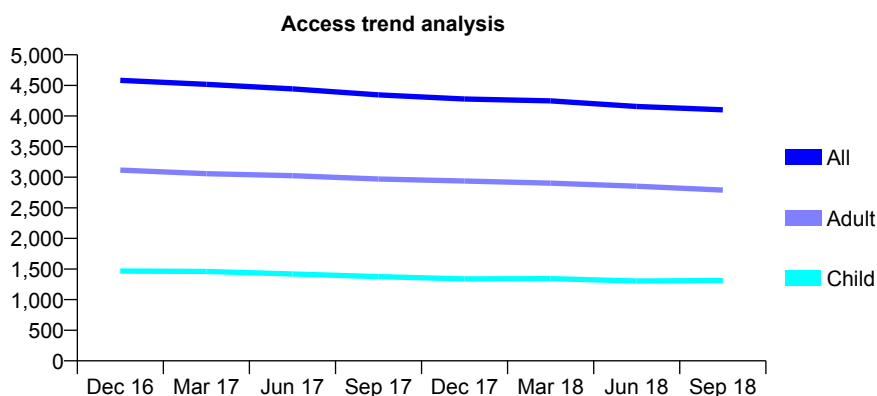
Q47 - Vital Signs At a Glance Contract Report for 572608/0001 - September 2018

Name or company name	Mr A Malik
Contract type name	GDS Contract
Purpose of contract	General
Contract start date	01/04/2006
Contract end date	

18/19 Contracted general activity (UDA)	12,946
Carry forward general activity (UDA)	0
18/19 Contracted orthodontic activity (UOA)	0
Carry forward orthodontic activity (UOA)	0
Baseline contract value	£373,865.86

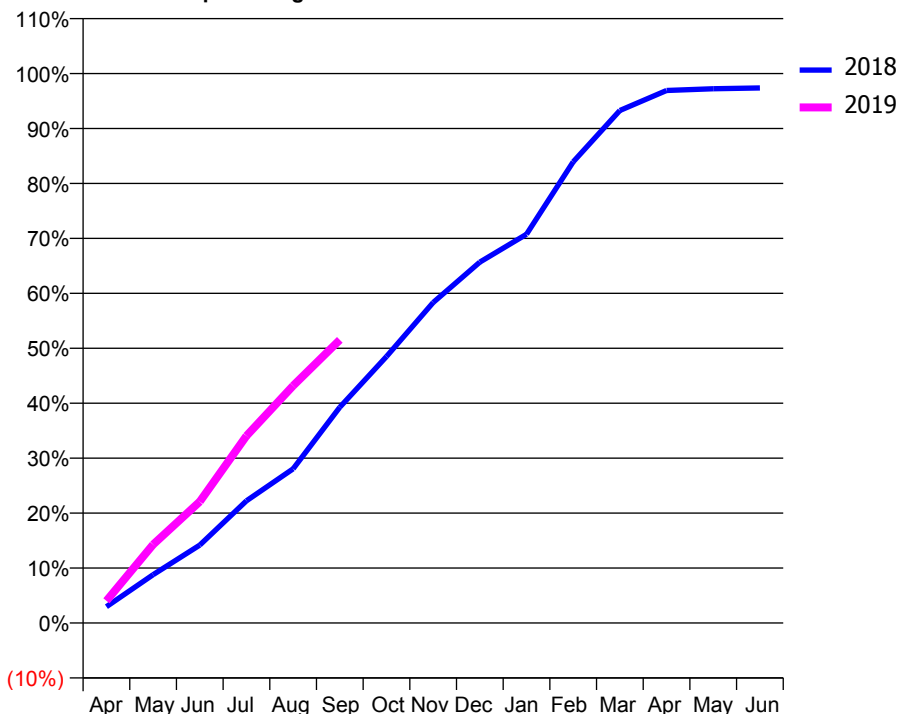
ACCESS*

Patients seen in 24 months	Total	Change since previous quarter
Quarter ending September 2017	4,345	
Quarter ending December 2017	4,277	↓
Quarter ending March 2018	4,247	→
Quarter ending June 2018	4,156	↓
Quarter ending September 2018	4,102	↓
Variance since September 2017	(5.6%)	↓



ACTIVITY

Cumulative percentage of contracted UDA delivered 2018 & 2019



Month	Adjusted Scheduled Activity (UDA)	
	2018	2019
April	386	522
May	1,140	1,848
June	1,838	2,861
July	2,878	4,409
August	3,633	5,589
September	5,085	6,672
October	6,279	
November	7,552	
December	8,502	
January	9,159	
February	10,864	
March	12,076	
April	12,544	
May	12,586	
June	12,606	

QUALITY

	Quantity	Base Number	Contract	AT	Region	England
% of FP17s for the same patient ID Re-attending within 3 months - Children	97	875	11.1%	11.6%	12.2%	11.6%
% of FP17s for the same patient ID Re-attending within 3 months - Adults	563	2,004	28.1%	15.1%	15.8%	15.5%
% of FP17s for the same patient ID Re-attending between 3 & 9 months - Children	399	875	45.6%	58.6%	60.3%	58.8%
% of FP17s for the same patient ID Re-attending between 3 & 9 months - Adults	757	2,004	37.8%	51.5%	53.5%	51.1%
% of FP17s for Band 1 Urgent Courses	355	2,691	13.2%	10.7%	9.1%	9.0%
% of FP17s Relating to Free Repair or Replacements	82	2,691	3.0%	0.9%	1.0%	0.8%
% of FP17s Relating to Continuations	91	2,691	3.4%	0.9%	1.0%	0.9%
% of Patients satisfied with the dentistry they have received	0	1	N/A	93.2%	93.6%	93.3%
% of Patients satisfied with the time they had to wait for an appointment	0	1	N/A	88.5%	89.8%	88.9%

* This is based on patients treated on this contract for their most recent course of treatment. Figures in italics indicate the base number of FP17s or Patient Questionnaire responses are less than 100. N/A is shown where the base number of responses is less than 10 during the period. % is calculated as Quantity/Base number*100

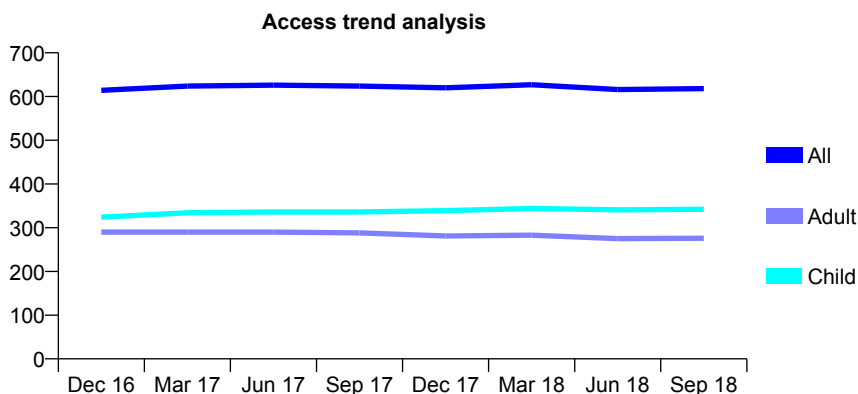
Q47 - Vital Signs At a Glance Contract Report for 574651/0001 - September 2018

Name or company name	MISS CL ALLEN
Contract type name	GDS Contract
Purpose of contract	General
Contract start date	01/04/2006
Contract end date	

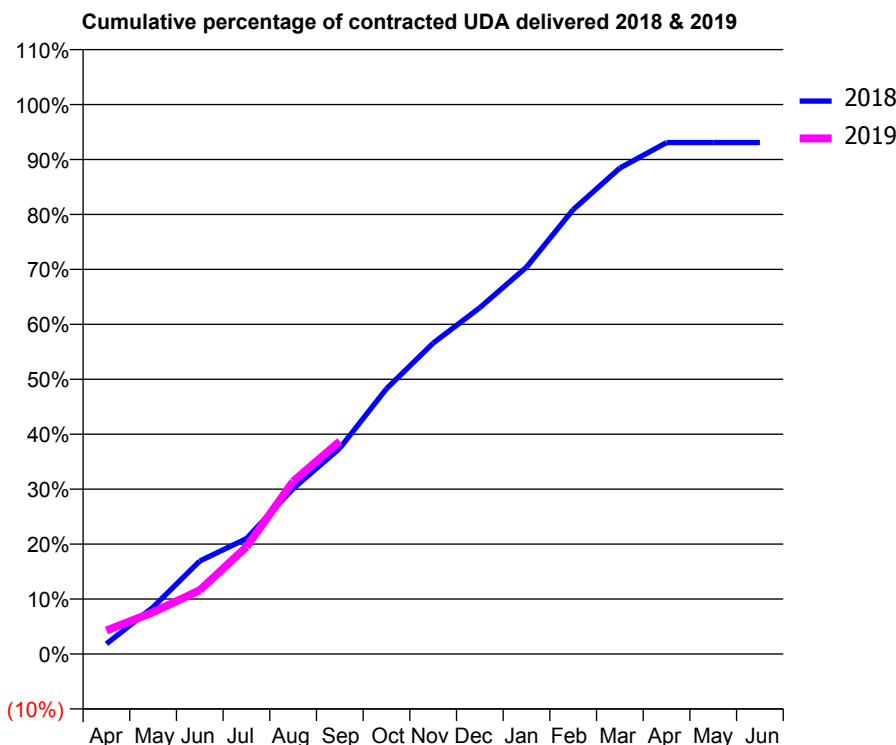
18/19 Contracted general activity (UDA)	1,561
Carry forward general activity (UDA)	0
18/19 Contracted orthodontic activity (UOA)	0
Carry forward orthodontic activity (UOA)	0
Baseline contract value	£42,585.06

ACCESS*

Patients seen in 24 months	Total	Change since previous quarter
Quarter ending September 2017	624	
Quarter ending December 2017	620	→
Quarter ending March 2018	627	→
Quarter ending June 2018	616	↓
Quarter ending September 2018	618	→
Variance since September 2017	(1.0%)	→



ACTIVITY



Adjusted Scheduled Activity (UDA)		
Month	2018	2019
April	29	67
May	133	119
June	264	181
July	328	304
August	470	490
September	585	604
October	754	
November	883	
December	984	
January	1,099	
February	1,262	
March	1,381	
April	1,453	
May	1,453	
June	1,453	

QUALITY

	Quantity	Base Number	Contract	AT	Region	England
% of FP17s for the same patient ID Re-attending within 3 months - Children	13	256	5.1%	11.6%	12.2%	11.6%
% of FP17s for the same patient ID Re-attending within 3 months - Adults	17	184	9.2%	15.1%	15.8%	15.5%
% of FP17s for the same patient ID Re-attending between 3 & 9 months - Children	188	256	73.4%	58.6%	60.3%	58.8%
% of FP17s for the same patient ID Re-attending between 3 & 9 months - Adults	119	184	64.7%	51.5%	53.5%	51.1%
% of FP17s for Band 1 Urgent Courses	12	393	3.1%	10.7%	9.1%	9.0%
% of FP17s Relating to Free Repair or Replacements	0	393	0.0%	0.9%	1.0%	0.8%
% of FP17s Relating to Continuations	0	393	0.0%	0.9%	1.0%	0.9%
% of Patients satisfied with the dentistry they have received	1	1	N/A	93.2%	93.6%	93.3%
% of Patients satisfied with the time they had to wait for an appointment	1	1	N/A	88.5%	89.8%	88.9%

* This is based on patients treated on this contract for their most recent course of treatment. Figures in italics indicate the base number of FP17s or Patient Questionnaire responses are less than 100. N/A is shown where the base number of responses is less than 10 during the period. % is calculated as Quantity/Base number*100

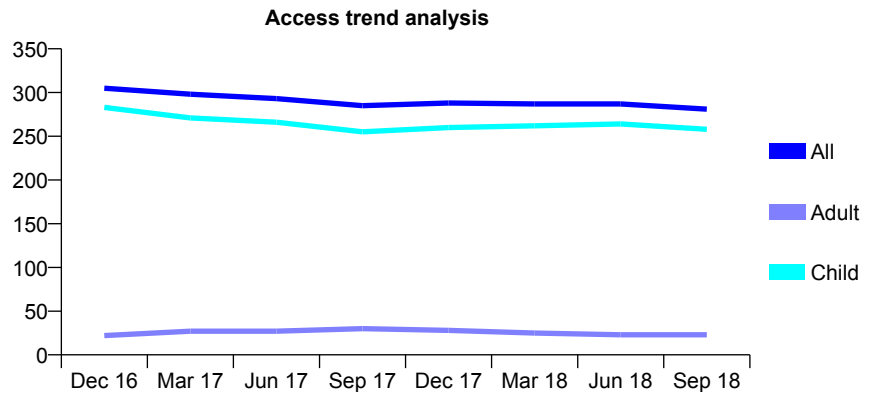
Q47 - Vital Signs At a Glance Contract Report for 575577/0001 - September 2018

Name or company name	MR JR VALENTINE
Contract type name	GDS Contract
Purpose of contract	General
Contract start date	01/04/2006
Contract end date	

18/19 Contracted general activity (UDA)	600
Carry forward general activity (UDA)	0
18/19 Contracted orthodontic activity (UOA)	0
Carry forward orthodontic activity (UOA)	0
Baseline contract value	£11,178.44

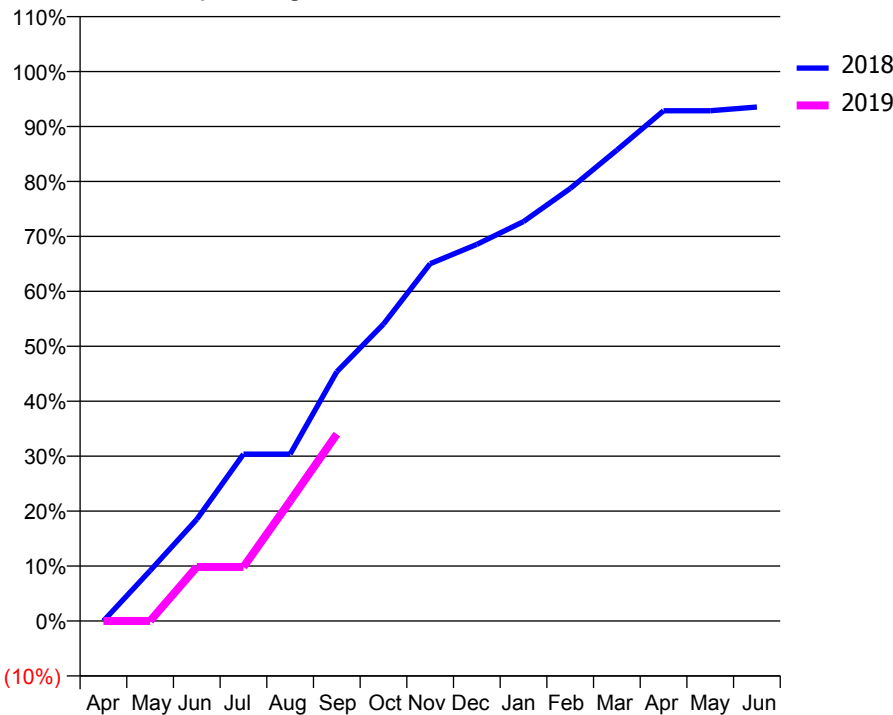
ACCESS*

Patients seen in 24 months	Total	Change since previous quarter
Quarter ending September 2017	285	
Quarter ending December 2017	288	→
Quarter ending March 2018	287	→
Quarter ending June 2018	287	→
Quarter ending September 2018	281	↓
Variance since September 2017	(1.4%)	↓



ACTIVITY

Cumulative percentage of contracted UDA delivered 2018 & 2019



Adjusted Scheduled Activity (UDA)		
Month	2018	2019
April	0	0
May	55	0
June	111	59
July	182	59
August	182	131
September	272	204
October	324	
November	390	
December	411	
January	436	
February	472	
March	514	
April	557	
May	557	
June	561	

QUALITY

	Quantity	Base Number	Contract	AT	Region	England
% of FP17s for the same patient ID Re-attending within 3 months - Children	24	227	10.6%	11.6%	12.2%	11.6%
% of FP17s for the same patient ID Re-attending within 3 months - Adults	0	0	N/A	15.1%	15.8%	15.5%
% of FP17s for the same patient ID Re-attending between 3 & 9 months - Children	157	227	69.2%	58.6%	60.3%	58.8%
% of FP17s for the same patient ID Re-attending between 3 & 9 months - Adults	0	0	N/A	51.5%	53.5%	51.1%
% of FP17s for Band 1 Urgent Courses	0	184	0.0%	10.7%	9.1%	9.0%
% of FP17s Relating to Free Repair or Replacements	0	184	0.0%	0.9%	1.0%	0.8%
% of FP17s Relating to Continuations	0	184	0.0%	0.9%	1.0%	0.9%
% of Patients satisfied with the dentistry they have received	0	0	N/A	93.2%	93.6%	93.3%
% of Patients satisfied with the time they had to wait for an appointment	0	0	N/A	88.5%	89.8%	88.9%

* This is based on patients treated on this contract for their most recent course of treatment. Figures in italics indicate the base number of FP17s or Patient Questionnaire responses are less than 100. N/A is shown where the base number of responses is less than 10 during the period. % is calculated as Quantity/Base number*100

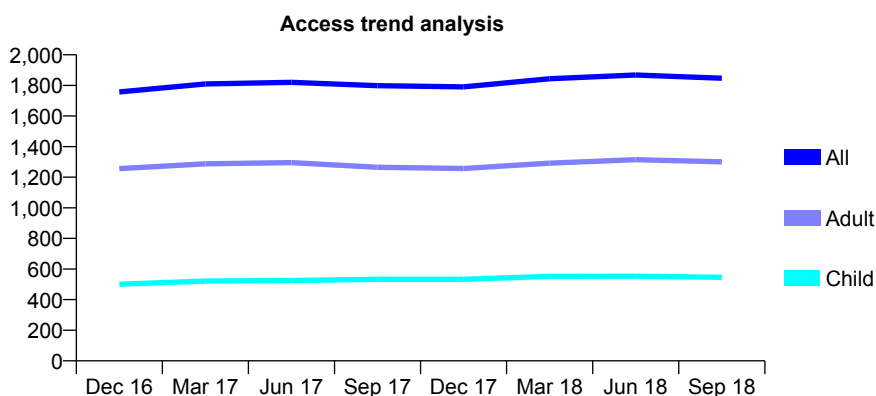
Q47 - Vital Signs At a Glance Contract Report for 604860/0001 - September 2018

Name or company name	MR SA BATE
Contract type name	GDS Contract
Purpose of contract	General
Contract start date	01/10/2010
Contract end date	

18/19 Contracted general activity (UDA)	7,000
Carry forward general activity (UDA)	0
18/19 Contracted orthodontic activity (UOA)	0
Carry forward orthodontic activity (UOA)	0
Baseline contract value	£173,081.67

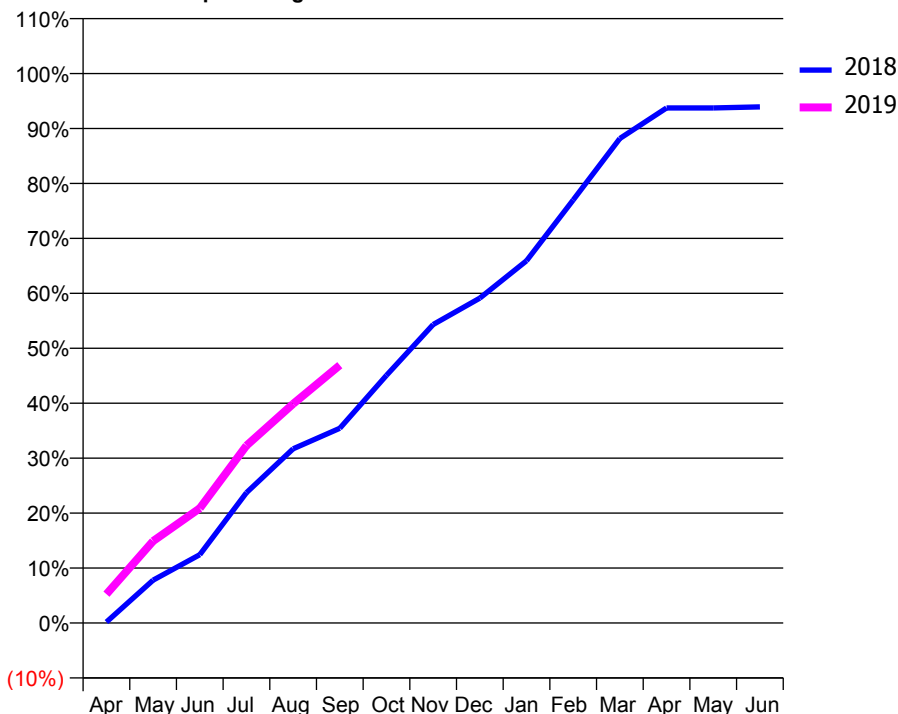
ACCESS*

Patients seen in 24 months	Total	Change since previous quarter
Quarter ending September 2017	1,798	
Quarter ending December 2017	1,790	→
Quarter ending March 2018	1,844	↑
Quarter ending June 2018	1,868	→
Quarter ending September 2018	1,847	↓
Variance since September 2017	2.7%	↑



ACTIVITY

Cumulative percentage of contracted UDA delivered 2018 & 2019



Adjusted Scheduled Activity (UDA)

Month	2018	2019
April	12	367
May	546	1,043
June	871	1,462
July	1,661	2,261
August	2,219	2,792
September	2,482	3,284
October	3,156	
November	3,803	
December	4,138	
January	4,614	
February	5,389	
March	6,172	
April	6,562	
May	6,562	
June	6,575	

QUALITY

	Quantity	Base Number	Contract	AT	Region	England
% of FP17s for the same patient ID Re-attending within 3 months - Children	78	611	12.8%	11.6%	12.2%	11.6%
% of FP17s for the same patient ID Re-attending within 3 months - Adults	199	1,156	17.2%	15.1%	15.8%	15.5%
% of FP17s for the same patient ID Re-attending between 3 & 9 months - Children	440	611	72.0%	58.6%	60.3%	58.8%
% of FP17s for the same patient ID Re-attending between 3 & 9 months - Adults	730	1,156	63.1%	51.5%	53.5%	51.1%
% of FP17s for Band 1 Urgent Courses	99	1,603	6.2%	10.7%	9.1%	9.0%
% of FP17s Relating to Free Repair or Replacements	14	1,603	0.9%	0.9%	1.0%	0.8%
% of FP17s Relating to Continuations	12	1,603	0.7%	0.9%	1.0%	0.9%
% of Patients satisfied with the dentistry they have received	6	7	N/A	93.2%	93.6%	93.3%
% of Patients satisfied with the time they had to wait for an appointment	7	7	N/A	88.5%	89.8%	88.9%

* This is based on patients treated on this contract for their most recent course of treatment. Figures in italics indicate the base number of FP17s or Patient Questionnaire responses are less than 100. N/A is shown where the base number of responses is less than 10 during the period. % is calculated as Quantity/Base number*100

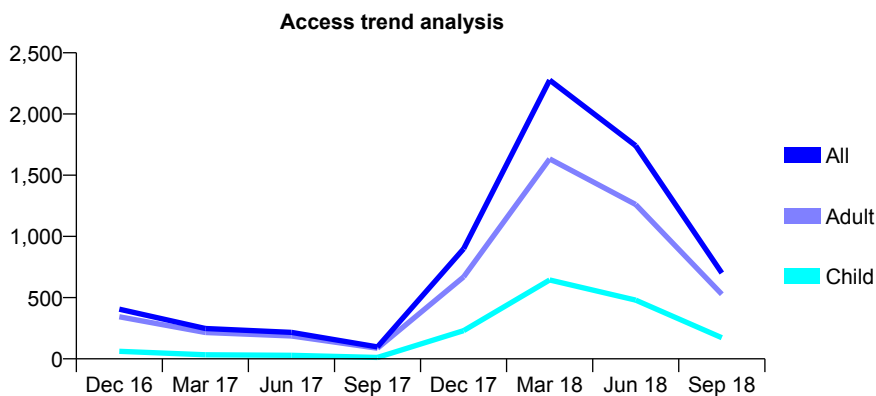
Q47 - Vital Signs At a Glance Contract Report for 629081/0001 - September 2018

Name or company name	Drakes Dental Care
Contract type name	GDS Contract
Purpose of contract	General
Contract start date	01/04/2006
Contract end date	

18/19 Contracted general activity (UDA)	4,381
Carry forward general activity (UDA)	0
18/19 Contracted orthodontic activity (UOA)	0
Carry forward orthodontic activity (UOA)	0
Baseline contract value	£121,995.80

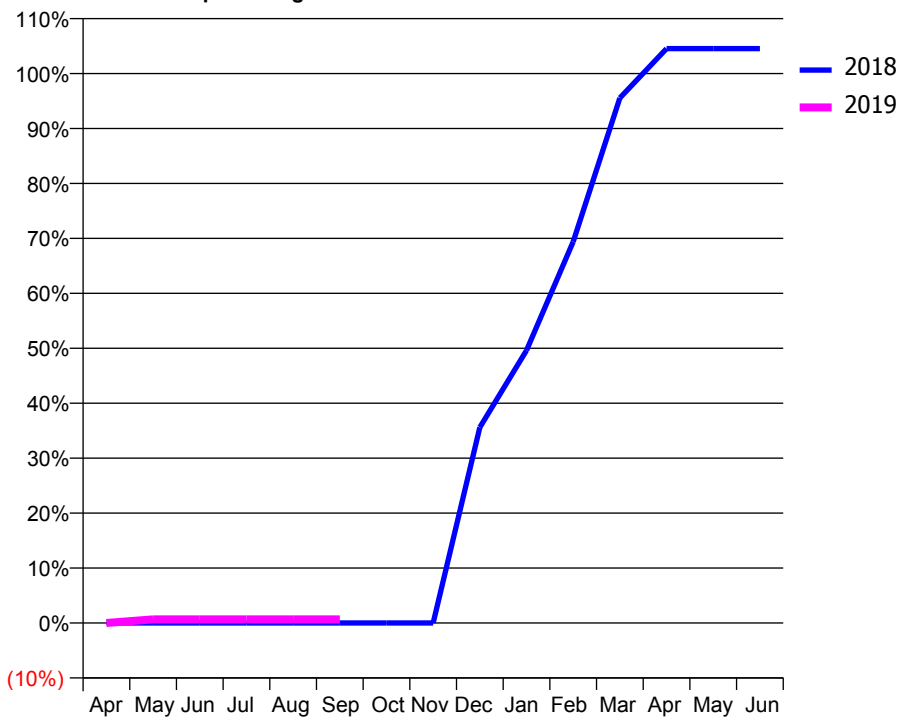
ACCESS*

Patients seen in 24 months	Total	Change since previous quarter
Quarter ending September 2017	98	
Quarter ending December 2017	899	↑
Quarter ending March 2018	2,277	↑
Quarter ending June 2018	1,741	↓
Quarter ending September 2018	701	↓
Variance since September 2017	615.3%	↑



ACTIVITY

Cumulative percentage of contracted UDA delivered 2018 & 2019



Month	Adjusted Scheduled Activity (UDA)	
	2018	2019
April	0	0
May	0	29
June	0	29
July	0	29
August	0	29
September	0	29
October	0	
November	0	
December	1,560	
January	2,174	
February	3,040	
March	4,187	
April	4,579	
May	4,579	
June	4,579	

QUALITY

	Quantity	Base Number	Contract	AT	Region	England
% of FP17s for the same patient ID Re-attending within 3 months - Children	2	57	3.5%	11.6%	12.2%	11.6%
% of FP17s for the same patient ID Re-attending within 3 months - Adults	16	156	10.3%	15.1%	15.8%	15.5%
% of FP17s for the same patient ID Re-attending between 3 & 9 months - Children	4	57	7.0%	58.6%	60.3%	58.8%
% of FP17s for the same patient ID Re-attending between 3 & 9 months - Adults	12	156	7.7%	51.5%	53.5%	51.1%
% of FP17s for Band 1 Urgent Courses	0	8	0.0%	10.7%	9.1%	9.0%
% of FP17s Relating to Free Repair or Replacements	2	8	25.0%	0.9%	1.0%	0.8%
% of FP17s Relating to Continuations	1	8	12.5%	0.9%	1.0%	0.9%
% of Patients satisfied with the dentistry they have received	0	0	N/A	93.2%	93.6%	93.3%
% of Patients satisfied with the time they had to wait for an appointment	0	0	N/A	88.5%	89.8%	88.9%

* This is based on patients treated on this contract for their most recent course of treatment. Figures in italics indicate the base number of FP17s or Patient Questionnaire responses are less than 100. N/A is shown where the base number of responses is less than 10 during the period. % is calculated as Quantity/Base number*100

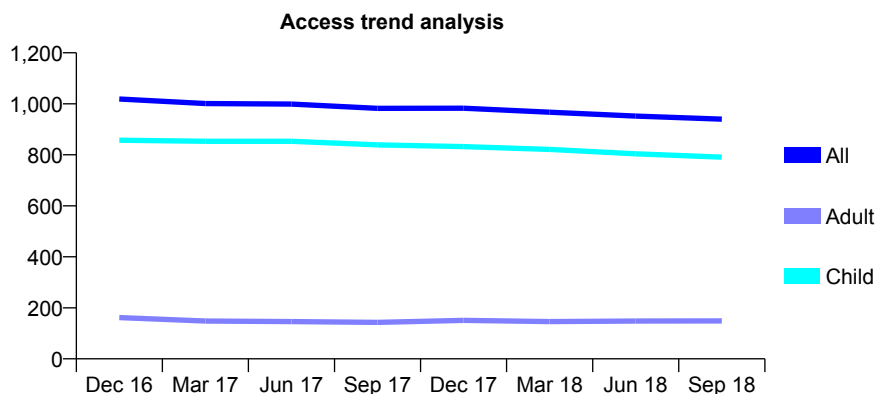
Q47 - Vital Signs At a Glance Contract Report for 629154/0003 - September 2018

Name or company name	Denpoint Dental Care
Contract type name	GDS Contract
Purpose of contract	General and Orthodontic
Contract start date	01/06/2008
Contract end date	

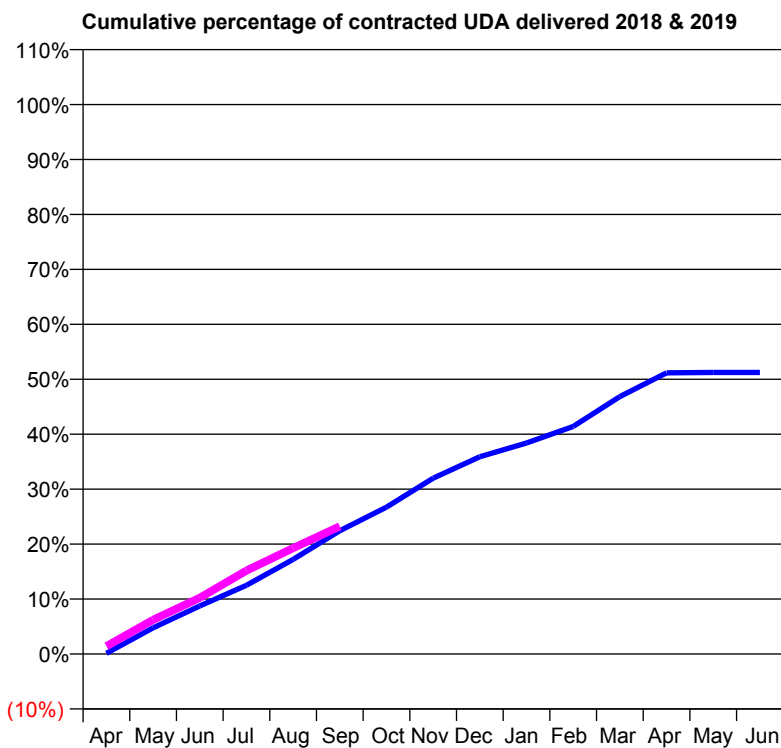
18/19 Contracted general activity (UDA)	3,050
Carry forward general activity (UDA)	0
18/19 Contracted orthodontic activity (UOA)	1,150
Carry forward orthodontic activity (UOA)	0
Baseline contract value	£156,199.32

ACCESS*

Patients seen in 24 months	Total	Change since previous quarter
Quarter ending September 2017	982	
Quarter ending December 2017	983	→
Quarter ending March 2018	967	↓
Quarter ending June 2018	952	↓
Quarter ending September 2018	940	↓
Variance since September 2017	(4.3%)	↓



ACTIVITY



Month	Adjusted Scheduled Activity (UDA)	
	2018	2019
April	4	43
May	146	190
June	267	312
July	382	463
August	525	588
September	685	708
October	816	
November	976	
December	1,095	
January	1,172	
February	1,263	
March	1,429	
April	1,561	
May	1,563	
June	1,563	

QUALITY

	Quantity	Base Number	Contract	AT	Region	England
% of FP17s for the same patient ID Re-attending within 3 months - Children	72	663	10.9%	11.6%	12.2%	11.6%
% of FP17s for the same patient ID Re-attending within 3 months - Adults	0	12	0.0%	15.1%	15.8%	15.5%
% of FP17s for the same patient ID Re-attending between 3 & 9 months - Children	340	663	51.3%	58.6%	60.3%	58.8%
% of FP17s for the same patient ID Re-attending between 3 & 9 months - Adults	8	12	66.7%	51.5%	53.5%	51.1%
% of FP17s for Band 1 Urgent Courses	17	523	3.3%	10.7%	9.1%	9.0%
% of FP17s Relating to Free Repair or Replacements	0	523	0.0%	0.9%	1.0%	0.8%
% of FP17s Relating to Continuations	0	523	0.0%	0.9%	1.0%	0.9%
% of Patients satisfied with the dentistry they have received	0	0	N/A	93.2%	93.6%	93.3%
% of Patients satisfied with the time they had to wait for an appointment	0	0	N/A	88.5%	89.8%	88.9%

* This is based on patients treated on this contract for their most recent course of treatment. Figures in italics indicate the base number of FP17s or Patient Questionnaire responses are less than 100. N/A is shown where the base number of responses is less than 10 during the period. % is calculated as Quantity/Base number*100

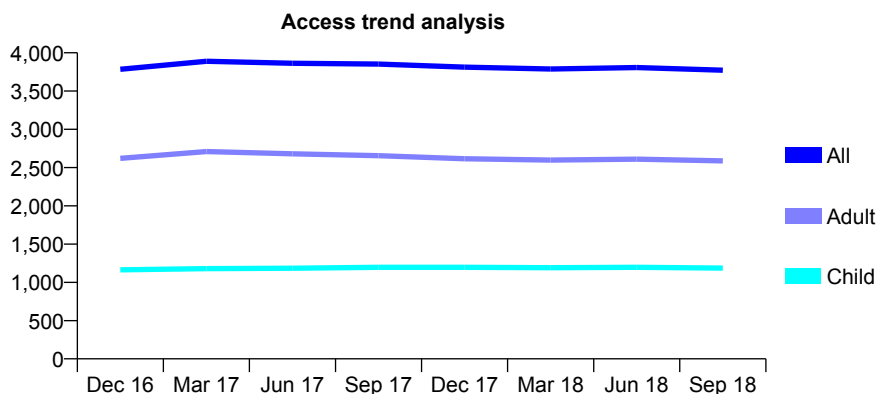
Q47 - Vital Signs At a Glance Contract Report for 629316/0001 - September 2018

Name or company name	Mr Waqar Mohammed
Contract type name	GDS Contract
Purpose of contract	General
Contract start date	01/04/2006
Contract end date	

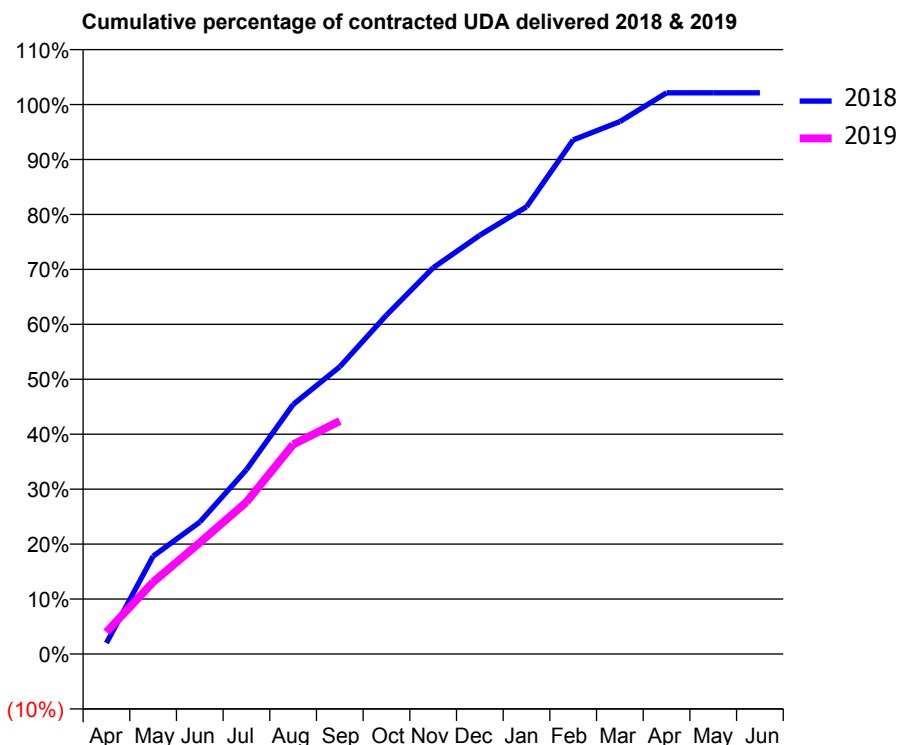
18/19 Contracted general activity (UDA)	13,319
Carry forward general activity (UDA)	0
18/19 Contracted orthodontic activity (UOA)	0
Carry forward orthodontic activity (UOA)	0
Baseline contract value	£401,758.37

ACCESS*

Patients seen in 24 months	Total	Change since previous quarter
Quarter ending September 2017	3,853	
Quarter ending December 2017	3,812	↓
Quarter ending March 2018	3,788	→
Quarter ending June 2018	3,807	→
Quarter ending September 2018	3,773	→
Variance since September 2017	(2.1%)	↓



ACTIVITY



Month	Adjusted Scheduled Activity (UDA)	
	2018	2019
April	267	532
May	2,370	1,742
June	3,199	2,699
July	4,468	3,682
August	6,050	5,079
September	6,964	5,648
October	8,214	
November	9,363	
December	10,151	
January	10,839	
February	12,461	
March	12,906	
April	13,603	
May	13,603	
June	13,603	

QUALITY

	Quantity	Base Number	Contract	AT	Region	England
% of FP17s for the same patient ID Re-attending within 3 months - Children	47	806	5.8%	11.6%	12.2%	11.6%
% of FP17s for the same patient ID Re-attending within 3 months - Adults	217	1,523	14.2%	15.1%	15.8%	15.5%
% of FP17s for the same patient ID Re-attending between 3 & 9 months - Children	449	806	55.7%	58.6%	60.3%	58.8%
% of FP17s for the same patient ID Re-attending between 3 & 9 months - Adults	806	1,523	52.9%	51.5%	53.5%	51.1%
% of FP17s for Band 1 Urgent Courses	118	2,071	5.7%	10.7%	9.1%	9.0%
% of FP17s Relating to Free Repair or Replacements	12	2,071	0.6%	0.9%	1.0%	0.8%
% of FP17s Relating to Continuations	1	2,071	0.0%	0.9%	1.0%	0.9%
% of Patients satisfied with the dentistry they have received	2	2	N/A	93.2%	93.6%	93.3%
% of Patients satisfied with the time they had to wait for an appointment	2	2	N/A	88.5%	89.8%	88.9%

* This is based on patients treated on this contract for their most recent course of treatment. Figures in italics indicate the base number of FP17s or Patient Questionnaire responses are less than 100. N/A is shown where the base number of responses is less than 10 during the period. % is calculated as Quantity/Base number*100

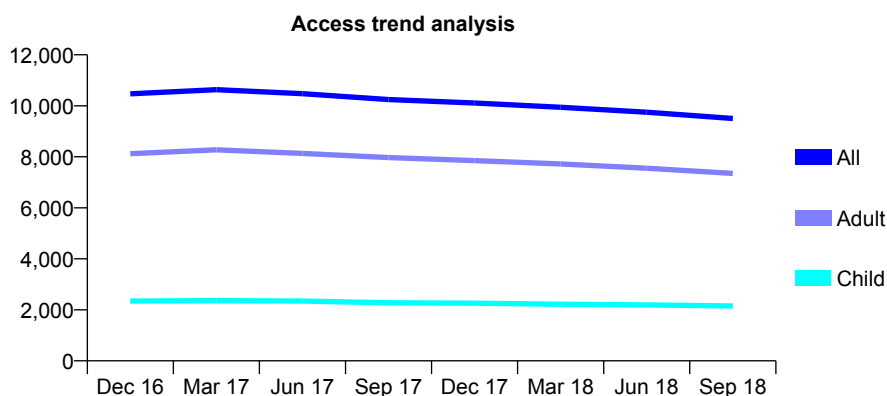
Q47 - Vital Signs At a Glance Contract Report for 635944/0001 - September 2018

Name or company name	Dr J E Cornall and Dr A Giaziri
Contract type name	GDS Contract
Purpose of contract	General
Contract start date	01/04/2006
Contract end date	

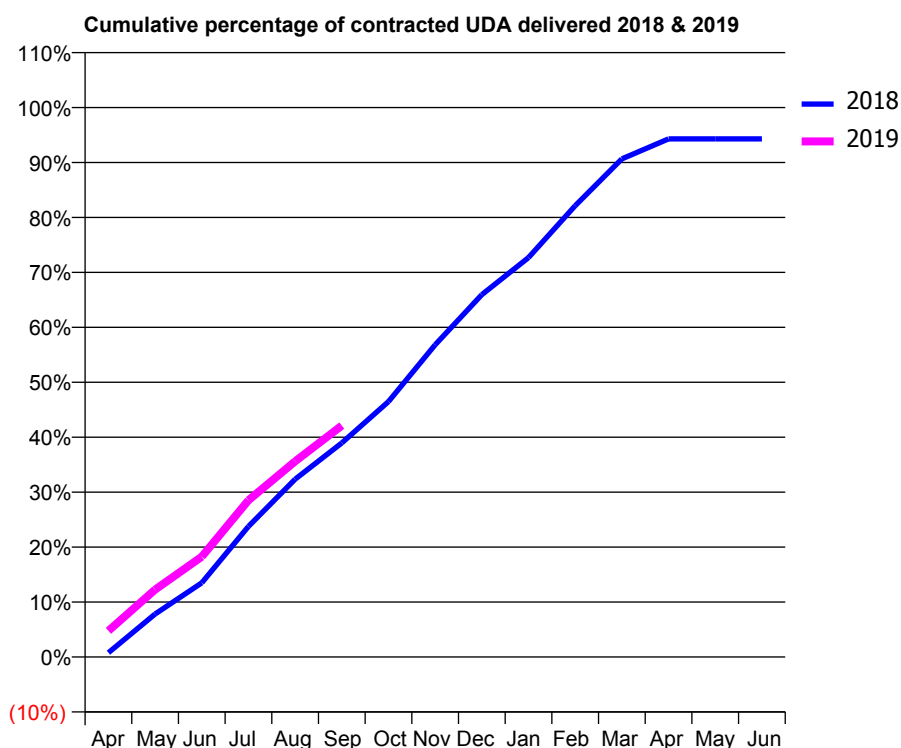
18/19 Contracted general activity (UDA)	23,341
Carry forward general activity (UDA)	0
18/19 Contracted orthodontic activity (UOA)	0
Carry forward orthodontic activity (UOA)	0
Baseline contract value	£589,672.93

ACCESS*

Patients seen in 24 months	Total	Change since previous quarter
Quarter ending September 2017	10,246	
Quarter ending December 2017	10,111	↓
Quarter ending March 2018	9,940	↓
Quarter ending June 2018	9,748	↓
Quarter ending September 2018	9,505	↓
Variance since September 2017	(7.2%)	↓



ACTIVITY



Month	Adjusted Scheduled Activity (UDA)	
	2018	2019
April	183	1,116
May	1,829	2,865
June	3,151	4,264
July	5,547	6,657
August	7,555	8,313
September	9,094	9,831
October	10,851	
November	13,262	
December	15,390	
January	16,969	
February	19,170	
March	21,161	
April	22,006	
May	22,006	
June	22,006	

QUALITY

	Quantity	Base Number	Contract	AT	Region	England
% of FP17s for the same patient ID Re-attending within 3 months - Children	142	1,557	9.1%	11.6%	12.2%	11.6%
% of FP17s for the same patient ID Re-attending within 3 months - Adults	703	4,552	15.4%	15.1%	15.8%	15.5%
% of FP17s for the same patient ID Re-attending between 3 & 9 months - Children	854	1,557	54.8%	58.6%	60.3%	58.8%
% of FP17s for the same patient ID Re-attending between 3 & 9 months - Adults	2,136	4,552	46.9%	51.5%	53.5%	51.1%
% of FP17s for Band 1 Urgent Courses	810	5,709	14.2%	10.7%	9.1%	9.0%
% of FP17s Relating to Free Repair or Replacements	21	5,709	0.4%	0.9%	1.0%	0.8%
% of FP17s Relating to Continuations	19	5,709	0.3%	0.9%	1.0%	0.9%
% of Patients satisfied with the dentistry they have received	4	4	N/A	93.2%	93.6%	93.3%
% of Patients satisfied with the time they had to wait for an appointment	4	4	N/A	88.5%	89.8%	88.9%

* This is based on patients treated on this contract for their most recent course of treatment. Figures in italics indicate the base number of FP17s or Patient Questionnaire responses are less than 100. N/A is shown where the base number of responses is less than 10 during the period. % is calculated as Quantity/Base number*100

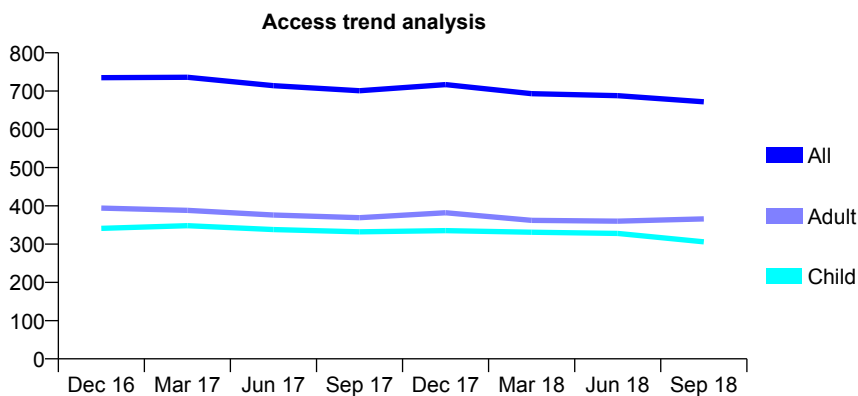
Q47 - Vital Signs At a Glance Contract Report for 635960/0001 - September 2018

Name or company name	MR AP OVENDEN
Contract type name	GDS Contract
Purpose of contract	General
Contract start date	01/04/2006
Contract end date	

18/19 Contracted general activity (UDA)	2,076
Carry forward general activity (UDA)	0
18/19 Contracted orthodontic activity (UOA)	0
Carry forward orthodontic activity (UOA)	0
Baseline contract value	£56,527.14

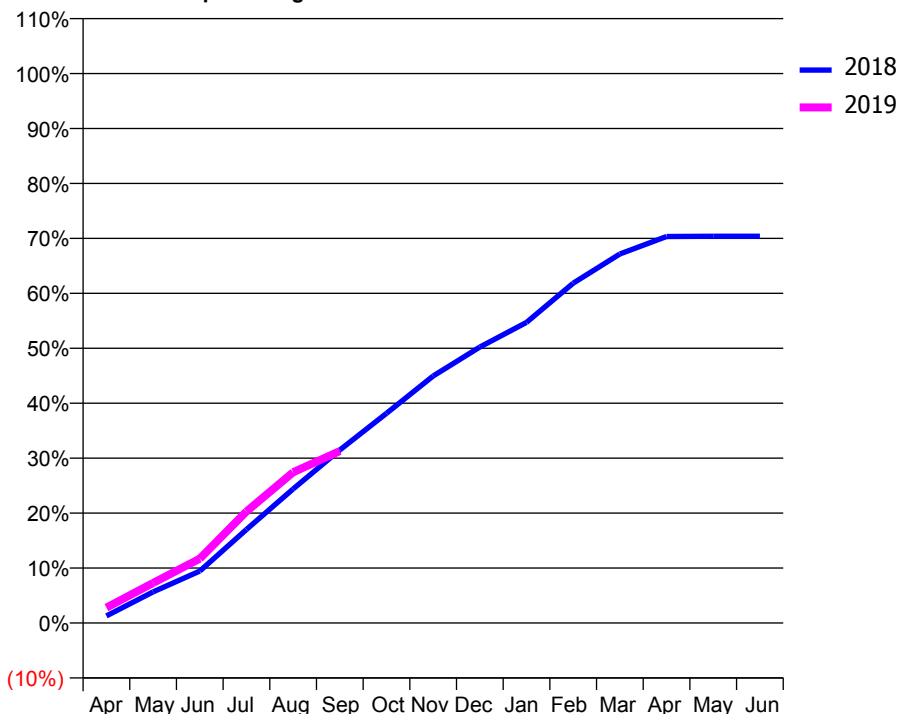
ACCESS*

Patients seen in 24 months	Total	Change since previous quarter
Quarter ending September 2017	701	
Quarter ending December 2017	717	↑
Quarter ending March 2018	693	↓
Quarter ending June 2018	688	→
Quarter ending September 2018	672	↓
Variance since September 2017	(4.1%)	↓



ACTIVITY

Cumulative percentage of contracted UDA delivered 2018 & 2019



Month	Adjusted Scheduled Activity (UDA)	
	2018	2019
April	27	58
May	118	151
June	196	243
July	353	421
August	506	569
September	654	650
October	792	
November	933	
December	1,043	
January	1,136	
February	1,284	
March	1,394	
April	1,460	
May	1,461	
June	1,461	

QUALITY

	Quantity	Base Number	Contract	AT	Region	England
% of FP17s for the same patient ID Re-attending within 3 months - Children	9	234	3.8%	11.6%	12.2%	11.6%
% of FP17s for the same patient ID Re-attending within 3 months - Adults	22	210	10.5%	15.1%	15.8%	15.5%
% of FP17s for the same patient ID Re-attending between 3 & 9 months - Children	172	234	73.5%	58.6%	60.3%	58.8%
% of FP17s for the same patient ID Re-attending between 3 & 9 months - Adults	125	210	59.5%	51.5%	53.5%	51.1%
% of FP17s for Band 1 Urgent Courses	4	395	1.0%	10.7%	9.1%	9.0%
% of FP17s Relating to Free Repair or Replacements	0	395	0.0%	0.9%	1.0%	0.8%
% of FP17s Relating to Continuations	0	395	0.0%	0.9%	1.0%	0.9%
% of Patients satisfied with the dentistry they have received	0	0	N/A	93.2%	93.6%	93.3%
% of Patients satisfied with the time they had to wait for an appointment	0	0	N/A	88.5%	89.8%	88.9%

* This is based on patients treated on this contract for their most recent course of treatment. Figures in italics indicate the base number of FP17s or Patient Questionnaire responses are less than 100. N/A is shown where the base number of responses is less than 10 during the period. % is calculated as Quantity/Base number*100

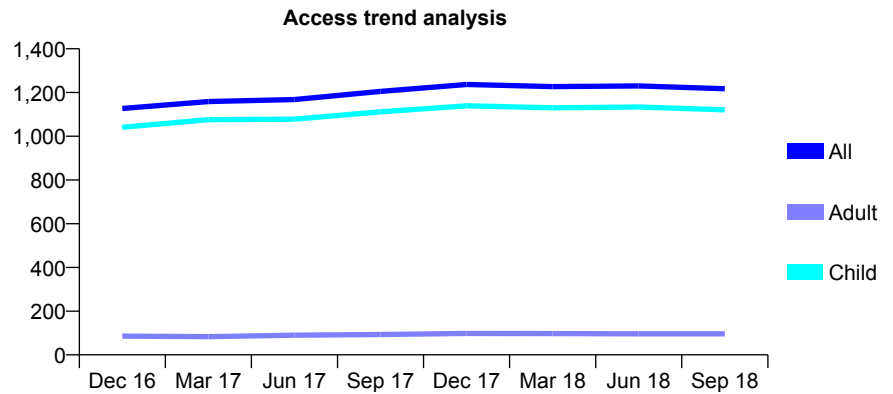
Q47 - Vital Signs At a Glance Contract Report for 638552/0001 - September 2018

Name or company name	MR PM BROOKS
Contract type name	GDS Contract
Purpose of contract	General
Contract start date	01/04/2006
Contract end date	

18/19 Contracted general activity (UDA)	2,300
Carry forward general activity (UDA)	0
18/19 Contracted orthodontic activity (UOA)	0
Carry forward orthodontic activity (UOA)	0
Baseline contract value	£49,947.93

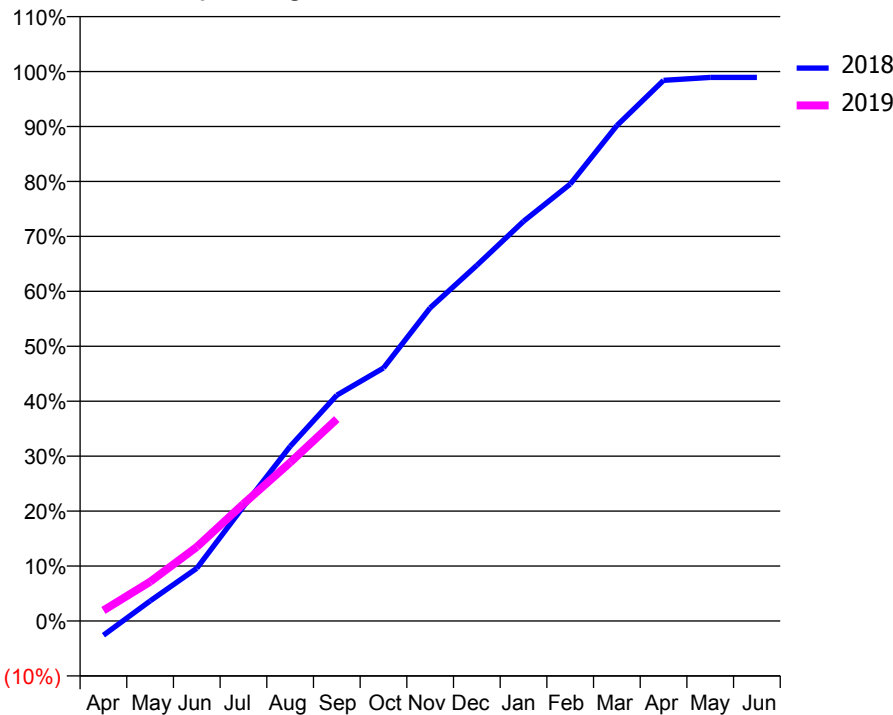
ACCESS*

Patients seen in 24 months	Total	Change since previous quarter
Quarter ending September 2017	1,205	
Quarter ending December 2017	1,237	↑
Quarter ending March 2018	1,227	→
Quarter ending June 2018	1,230	→
Quarter ending September 2018	1,217	↓
Variance since September 2017	1.0%	→



ACTIVITY

Cumulative percentage of contracted UDA delivered 2018 & 2019



Month	Adjusted Scheduled Activity (UDA)	
	2018	2019
April	-60	44
May	84	164
June	221	310
July	479	490
August	731	663
September	945	845
October	1,059	
November	1,311	
December	1,489	
January	1,673	
February	1,829	
March	2,074	
April	2,263	
May	2,275	
June	2,275	

QUALITY

	Quantity	Base Number	Contract	AT	Region	England
% of FP17s for the same patient ID Re-attending within 3 months - Children	39	725	5.4%	11.6%	12.2%	11.6%
% of FP17s for the same patient ID Re-attending within 3 months - Adults	0	1	0.0%	15.1%	15.8%	15.5%
% of FP17s for the same patient ID Re-attending between 3 & 9 months - Children	422	725	58.2%	58.6%	60.3%	58.8%
% of FP17s for the same patient ID Re-attending between 3 & 9 months - Adults	0	1	0.0%	51.5%	53.5%	51.1%
% of FP17s for Band 1 Urgent Courses	2	609	0.3%	10.7%	9.1%	9.0%
% of FP17s Relating to Free Repair or Replacements	0	609	0.0%	0.9%	1.0%	0.8%
% of FP17s Relating to Continuations	1	609	0.2%	0.9%	1.0%	0.9%
% of Patients satisfied with the dentistry they have received	2	2	N/A	93.2%	93.6%	93.3%
% of Patients satisfied with the time they had to wait for an appointment	2	2	N/A	88.5%	89.8%	88.9%

* This is based on patients treated on this contract for their most recent course of treatment. Figures in italics indicate the base number of FP17s or Patient Questionnaire responses are less than 100. N/A is shown where the base number of responses is less than 10 during the period. % is calculated as Quantity/Base number*100

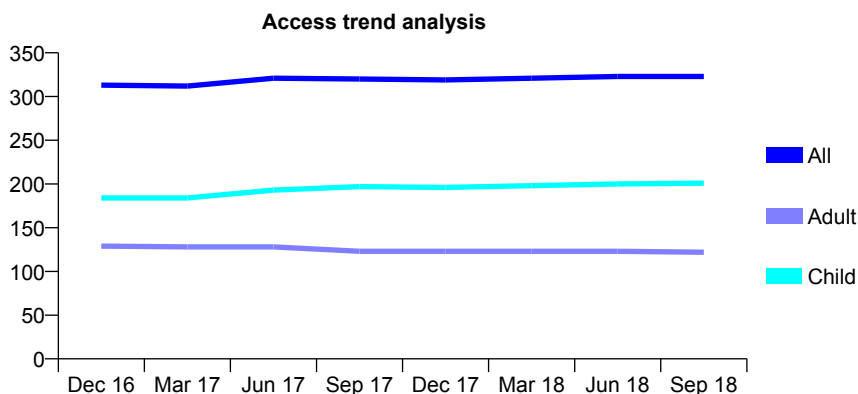
Q47 - Vital Signs At a Glance Contract Report for 641812/0001 - September 2018

Name or company name	MR C WOODALL
Contract type name	GDS Contract
Purpose of contract	General
Contract start date	01/04/2006
Contract end date	

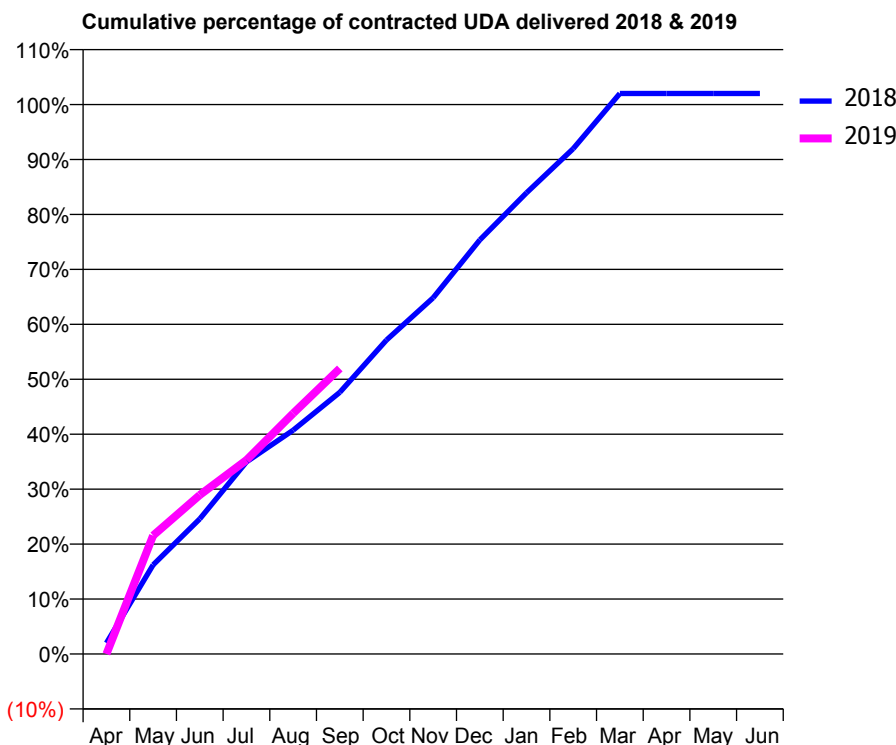
18/19 Contracted general activity (UDA)	600
Carry forward general activity (UDA)	0
18/19 Contracted orthodontic activity (UOA)	0
Carry forward orthodontic activity (UOA)	0
Baseline contract value	£16,470.08

ACCESS*

Patients seen in 24 months	Total	Change since previous quarter
Quarter ending September 2017	320	
Quarter ending December 2017	319	→
Quarter ending March 2018	321	→
Quarter ending June 2018	323	→
Quarter ending September 2018	323	→
Variance since September 2017	0.9%	→



ACTIVITY



Adjusted Scheduled Activity (UDA)		
Month	2018	2019
April	12	0
May	97	129
June	148	174
July	210	212
August	244	263
September	286	312
October	343	
November	389	
December	452	
January	504	
February	552	
March	612	
April	612	
May	612	
June	612	

QUALITY

	Quantity	Base Number	Contract	AT	Region	England
% of FP17s for the same patient ID Re-attending within 3 months - Children	4	176	2.3%	11.6%	12.2%	11.6%
% of FP17s for the same patient ID Re-attending within 3 months - Adults	2	76	2.6%	15.1%	15.8%	15.5%
% of FP17s for the same patient ID Re-attending between 3 & 9 months - Children	136	176	77.3%	58.6%	60.3%	58.8%
% of FP17s for the same patient ID Re-attending between 3 & 9 months - Adults	53	76	69.7%	51.5%	53.5%	51.1%
% of FP17s for Band 1 Urgent Courses	9	251	3.6%	10.7%	9.1%	9.0%
% of FP17s Relating to Free Repair or Replacements	0	251	0.0%	0.9%	1.0%	0.8%
% of FP17s Relating to Continuations	0	251	0.0%	0.9%	1.0%	0.9%
% of Patients satisfied with the dentistry they have received	0	0	N/A	93.2%	93.6%	93.3%
% of Patients satisfied with the time they had to wait for an appointment	0	0	N/A	88.5%	89.8%	88.9%

* This is based on patients treated on this contract for their most recent course of treatment. Figures in italics indicate the base number of FP17s or Patient Questionnaire responses are less than 100. N/A is shown where the base number of responses is less than 10 during the period. % is calculated as Quantity/Base number*100

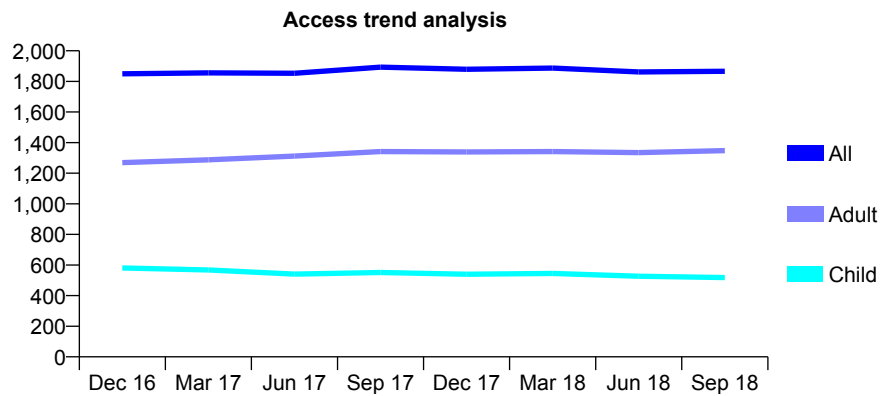
Q47 - Vital Signs At a Glance Contract Report for 643157/0001 - September 2018

Name or company name	MR AJ HARVEY
Contract type name	GDS Contract
Purpose of contract	General
Contract start date	01/04/2006
Contract end date	

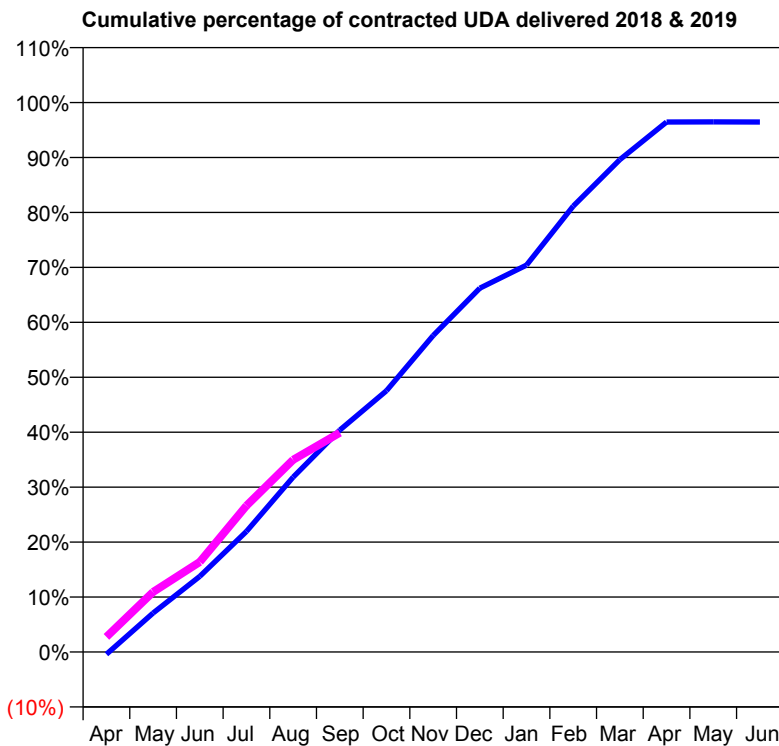
18/19 Contracted general activity (UDA)	6,780
Carry forward general activity (UDA)	0
18/19 Contracted orthodontic activity (UOA)	0
Carry forward orthodontic activity (UOA)	0
Baseline contract value	£217,014.27

ACCESS*

Patients seen in 24 months	Total	Change since previous quarter
Quarter ending September 2017	1,893	
Quarter ending December 2017	1,879	→
Quarter ending March 2018	1,887	→
Quarter ending June 2018	1,862	↓
Quarter ending September 2018	1,866	→
Variance since September 2017	(1.4%)	↓



ACTIVITY



Month	Adjusted Scheduled Activity (UDA)	
	2018	2019
April	-29	187
May	481	742
June	933	1,112
July	1,489	1,805
August	2,158	2,372
September	2,738	2,706
October	3,224	
November	3,904	
December	4,489	
January	4,775	
February	5,502	
March	6,076	
April	6,539	
May	6,541	
June	6,539	

QUALITY

	Quantity	Base Number	Contract	AT	Region	England
% of FP17s for the same patient ID Re-attending within 3 months - Children	42	356	11.8%	11.6%	12.2%	11.6%
% of FP17s for the same patient ID Re-attending within 3 months - Adults	137	848	16.2%	15.1%	15.8%	15.5%
% of FP17s for the same patient ID Re-attending between 3 & 9 months - Children	208	356	58.4%	58.6%	60.3%	58.8%
% of FP17s for the same patient ID Re-attending between 3 & 9 months - Adults	421	848	49.6%	51.5%	53.5%	51.1%
% of FP17s for Band 1 Urgent Courses	67	1,062	6.3%	10.7%	9.1%	9.0%
% of FP17s Relating to Free Repair or Replacements	5	1,062	0.5%	0.9%	1.0%	0.8%
% of FP17s Relating to Continuations	11	1,062	1.0%	0.9%	1.0%	0.9%
% of Patients satisfied with the dentistry they have received	5	7	N/A	93.2%	93.6%	93.3%
% of Patients satisfied with the time they had to wait for an appointment	6	7	N/A	88.5%	89.8%	88.9%

* This is based on patients treated on this contract for their most recent course of treatment. Figures in italics indicate the base number of FP17s or Patient Questionnaire responses are less than 100. N/A is shown where the base number of responses is less than 10 during the period. % is calculated as Quantity/Base number*100

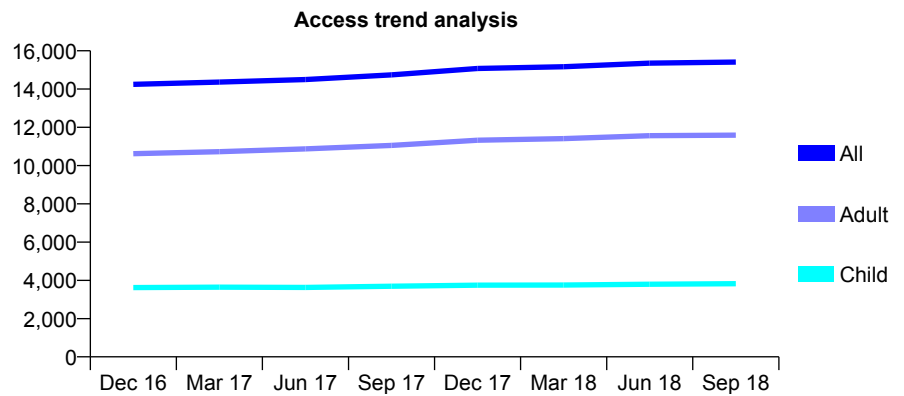
Q47 - Vital Signs At a Glance Contract Report for 649295/0001 - September 2018

Name or company name	MR YM CAMUS
Contract type name	Pilot Contract
Purpose of contract	General and Orthodontic
Contract start date	01/04/2006
Contract end date	

18/19 Contracted general activity (UDA)	55,732
Carry forward general activity (UDA)	0
18/19 Contracted orthodontic activity (UOA)	2,904
Carry forward orthodontic activity (UOA)	0
Baseline contract value	£1,533,217.84

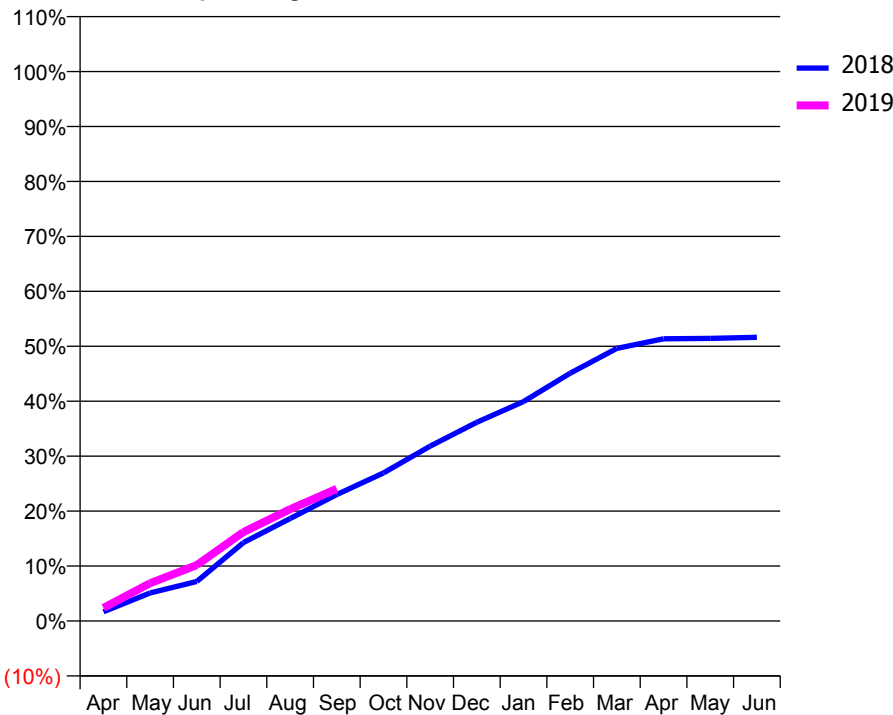
ACCESS*

Patients seen in 24 months	Total	Change since previous quarter
Quarter ending September 2017	14,744	
Quarter ending December 2017	15,076	↑
Quarter ending March 2018	15,165	→
Quarter ending June 2018	15,358	→
Quarter ending September 2018	15,414	→
Variance since September 2017	4.5%	↑



ACTIVITY

Cumulative percentage of contracted UDA delivered 2018 & 2019



Month	Adjusted Scheduled Activity (UDA)	
	2018	2019
April	943	1,335
May	2,850	3,833
June	4,007	5,680
July	7,963	9,034
August	10,391	11,336
September	12,828	13,406
October	15,012	
November	17,743	
December	20,152	
January	22,259	
February	25,138	
March	27,649	
April	28,630	
May	28,667	
June	28,773	

QUALITY

	Quantity	Base Number	Contract	AT	Region	England
% of FP17s for the same patient ID Re-attending within 3 months - Children	115	2,148	5.4%	11.6%	12.2%	11.6%
% of FP17s for the same patient ID Re-attending within 3 months - Adults	638	5,840	10.9%	15.1%	15.8%	15.5%
% of FP17s for the same patient ID Re-attending between 3 & 9 months - Children	689	2,148	32.1%	58.6%	60.3%	58.8%
% of FP17s for the same patient ID Re-attending between 3 & 9 months - Adults	1,802	5,840	30.9%	51.5%	53.5%	51.1%
% of FP17s for Band 1 Urgent Courses	893	7,243	12.3%	10.7%	9.1%	9.0%
% of FP17s Relating to Free Repair or Replacements	48	7,243	0.7%	0.9%	1.0%	0.8%
% of FP17s Relating to Continuations	8	7,243	0.1%	0.9%	1.0%	0.9%
% of Patients satisfied with the dentistry they have received	6	6	N/A	93.2%	93.6%	93.3%
% of Patients satisfied with the time they had to wait for an appointment	3	6	N/A	88.5%	89.8%	88.9%

* This is based on patients treated on this contract for their most recent course of treatment. Figures in italics indicate the base number of FP17s or Patient Questionnaire responses are less than 100. N/A is shown where the base number of responses is less than 10 during the period. % is calculated as Quantity/Base number*100

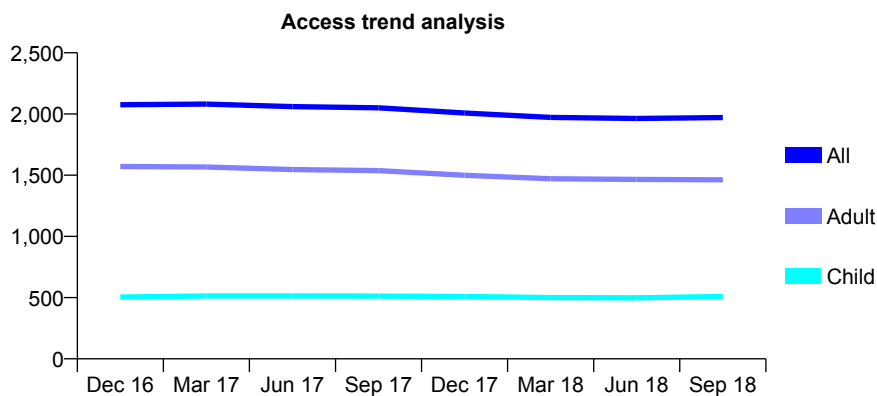
Q47 - Vital Signs At a Glance Contract Report for 652229/0001 - September 2018

Name or company name	MR AK RAO
Contract type name	GDS Contract
Purpose of contract	General
Contract start date	01/04/2006
Contract end date	

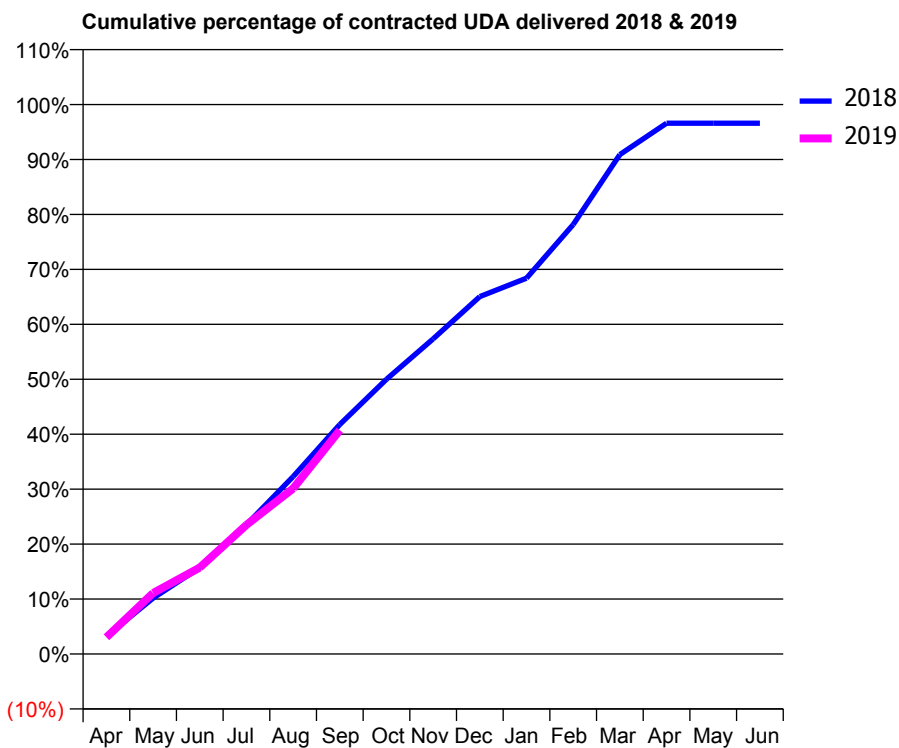
18/19 Contracted general activity (UDA)	7,598
Carry forward general activity (UDA)	0
18/19 Contracted orthodontic activity (UOA)	0
Carry forward orthodontic activity (UOA)	0
Baseline contract value	£216,243.49

ACCESS*

Patients seen in 24 months	Total	Change since previous quarter
Quarter ending September 2017	2,051	
Quarter ending December 2017	2,008	↓
Quarter ending March 2018	1,972	↓
Quarter ending June 2018	1,964	→
Quarter ending September 2018	1,971	→
Variance since September 2017	(3.9%)	↓



ACTIVITY



Adjusted Scheduled Activity (UDA)		
Month	2018	2019
April	244	231
May	773	843
June	1,193	1,196
July	1,789	1,785
August	2,453	2,289
September	3,175	3,095
October	3,799	
November	4,358	
December	4,943	
January	5,196	
February	5,938	
March	6,905	
April	7,338	
May	7,338	
June	7,338	

QUALITY

	Quantity	Base Number	Contract	AT	Region	England
% of FP17s for the same patient ID Re-attending within 3 months - Children	23	290	7.9%	11.6%	12.2%	11.6%
% of FP17s for the same patient ID Re-attending within 3 months - Adults	172	919	18.7%	15.1%	15.8%	15.5%
% of FP17s for the same patient ID Re-attending between 3 & 9 months - Children	123	290	42.4%	58.6%	60.3%	58.8%
% of FP17s for the same patient ID Re-attending between 3 & 9 months - Adults	372	919	40.5%	51.5%	53.5%	51.1%
% of FP17s for Band 1 Urgent Courses	101	1,095	9.2%	10.7%	9.1%	9.0%
% of FP17s Relating to Free Repair or Replacements	14	1,095	1.3%	0.9%	1.0%	0.8%
% of FP17s Relating to Continuations	25	1,095	2.3%	0.9%	1.0%	0.9%
% of Patients satisfied with the dentistry they have received	2	2	N/A	93.2%	93.6%	93.3%
% of Patients satisfied with the time they had to wait for an appointment	2	2	N/A	88.5%	89.8%	88.9%

* This is based on patients treated on this contract for their most recent course of treatment. Figures in italics indicate the base number of FP17s or Patient Questionnaire responses are less than 100. N/A is shown where the base number of responses is less than 10 during the period. % is calculated as Quantity/Base number*100

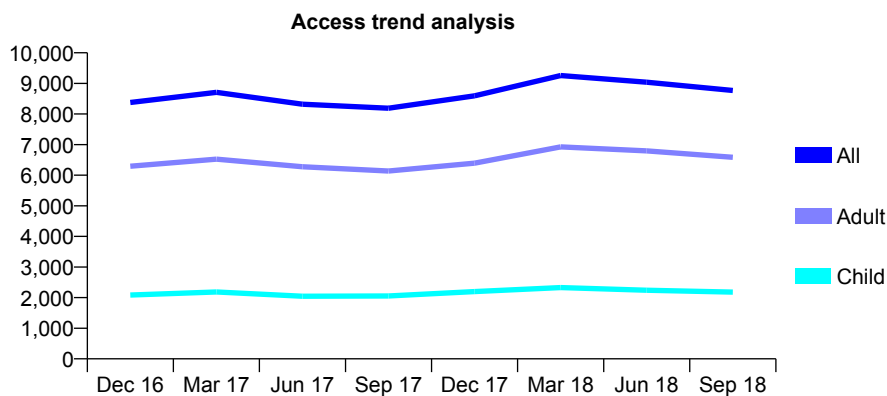
Q47 - Vital Signs At a Glance Contract Report for 653543/0001 - September 2018

Name or company name	MR K POWELL
Contract type name	GDS Contract
Purpose of contract	General
Contract start date	10/07/2006
Contract end date	

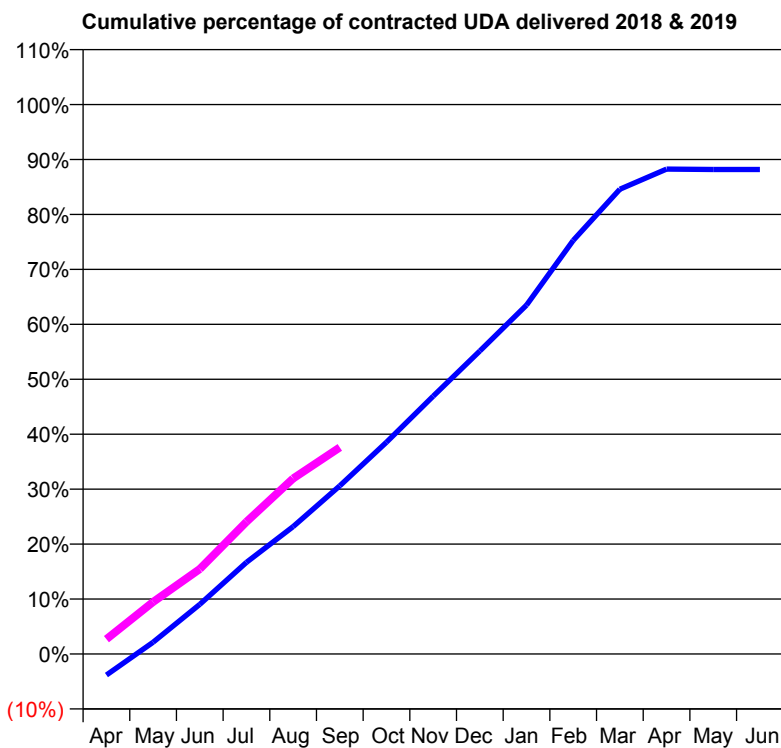
18/19 Contracted general activity (UDA)	30,800
Carry forward general activity (UDA)	0
18/19 Contracted orthodontic activity (UOA)	0
Carry forward orthodontic activity (UOA)	0
Baseline contract value	£845,383.21

ACCESS*

Patients seen in 24 months	Total	Change since previous quarter
Quarter ending September 2017	8,189	
Quarter ending December 2017	8,593	↑
Quarter ending March 2018	9,255	↑
Quarter ending June 2018	9,038	↓
Quarter ending September 2018	8,770	↓
Variance since September 2017	7.1%	↑



ACTIVITY



Adjusted Scheduled Activity (UDA)		
Month	2018	2019
April	-1,186	833
May	662	2,916
June	2,783	4,763
July	5,139	7,414
August	7,145	9,839
September	9,431	11,583
October	11,870	
November	14,451	
December	16,988	
January	19,555	
February	23,185	
March	26,050	
April	27,178	
May	27,157	
June	27,159	

QUALITY

	Quantity	Base Number	Contract	AT	Region	England
% of FP17s for the same patient ID Re-attending within 3 months - Children	514	2,386	21.5%	11.6%	12.2%	11.6%
% of FP17s for the same patient ID Re-attending within 3 months - Adults	756	4,744	15.9%	15.1%	15.8%	15.5%
% of FP17s for the same patient ID Re-attending between 3 & 9 months - Children	1,481	2,386	62.1%	58.6%	60.3%	58.8%
% of FP17s for the same patient ID Re-attending between 3 & 9 months - Adults	2,688	4,744	56.7%	51.5%	53.5%	51.1%
% of FP17s for Band 1 Urgent Courses	348	6,553	5.3%	10.7%	9.1%	9.0%
% of FP17s Relating to Free Repair or Replacements	52	6,553	0.8%	0.9%	1.0%	0.8%
% of FP17s Relating to Continuations	120	6,553	1.8%	0.9%	1.0%	0.9%
% of Patients satisfied with the dentistry they have received	7	7	N/A	93.2%	93.6%	93.3%
% of Patients satisfied with the time they had to wait for an appointment	6	7	N/A	88.5%	89.8%	88.9%

* This is based on patients treated on this contract for their most recent course of treatment. Figures in italics indicate the base number of FP17s or Patient Questionnaire responses are less than 100. N/A is shown where the base number of responses is less than 10 during the period. % is calculated as Quantity/Base number*100

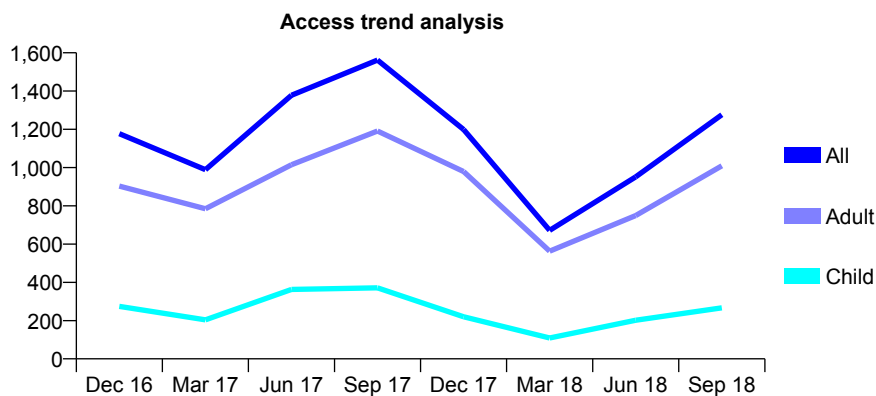
Q47 - Vital Signs At a Glance Contract Report for 653543/0002 - September 2018

Name or company name	MR K POWELL
Contract type name	GDS Contract
Purpose of contract	General
Contract start date	01/06/2013
Contract end date	

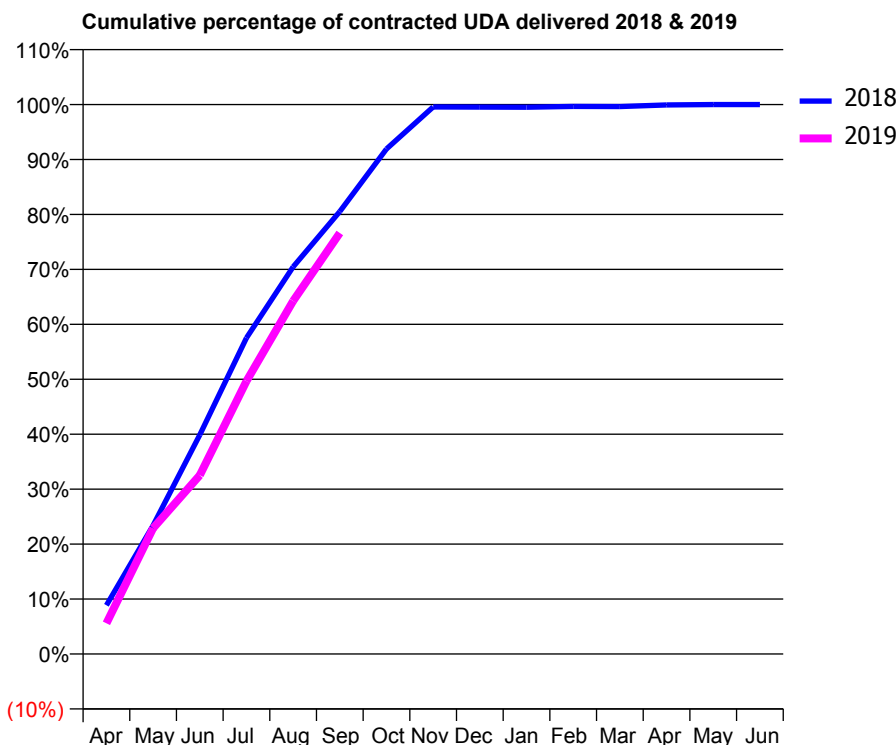
18/19 Contracted general activity (UDA)	4,240
Carry forward general activity (UDA)	0
18/19 Contracted orthodontic activity (UOA)	0
Carry forward orthodontic activity (UOA)	0
Baseline contract value	£117,682.54

ACCESS*

Patients seen in 24 months	Total	Change since previous quarter
Quarter ending September 2017	1,562	
Quarter ending December 2017	1,199	↓
Quarter ending March 2018	672	↓
Quarter ending June 2018	951	↑
Quarter ending September 2018	1,276	↑
Variance since September 2017	(18.3%)	↓



ACTIVITY



Adjusted Scheduled Activity (UDA)		
Month	2018	2019
April	376	237
May	992	971
June	1,691	1,379
July	2,439	2,105
August	2,988	2,724
September	3,414	3,249
October	3,897	
November	4,221	
December	4,220	
January	4,219	
February	4,225	
March	4,224	
April	4,237	
May	4,240	
June	4,240	

QUALITY

	Quantity	Base Number	Contract	AT	Region	England
% of FP17s for the same patient ID Re-attending within 3 months - Children	41	336	12.2%	11.6%	12.2%	11.6%
% of FP17s for the same patient ID Re-attending within 3 months - Adults	100	966	10.4%	15.1%	15.8%	15.5%
% of FP17s for the same patient ID Re-attending between 3 & 9 months - Children	60	336	17.9%	58.6%	60.3%	58.8%
% of FP17s for the same patient ID Re-attending between 3 & 9 months - Adults	153	966	15.8%	51.5%	53.5%	51.1%
% of FP17s for Band 1 Urgent Courses	43	1,298	3.3%	10.7%	9.1%	9.0%
% of FP17s Relating to Free Repair or Replacements	6	1,298	0.5%	0.9%	1.0%	0.8%
% of FP17s Relating to Continuations	21	1,298	1.6%	0.9%	1.0%	0.9%
% of Patients satisfied with the dentistry they have received	0	0	N/A	93.2%	93.6%	93.3%
% of Patients satisfied with the time they had to wait for an appointment	0	0	N/A	88.5%	89.8%	88.9%

* This is based on patients treated on this contract for their most recent course of treatment. Figures in italics indicate the base number of FP17s or Patient Questionnaire responses are less than 100. N/A is shown where the base number of responses is less than 10 during the period. % is calculated as Quantity/Base number*100

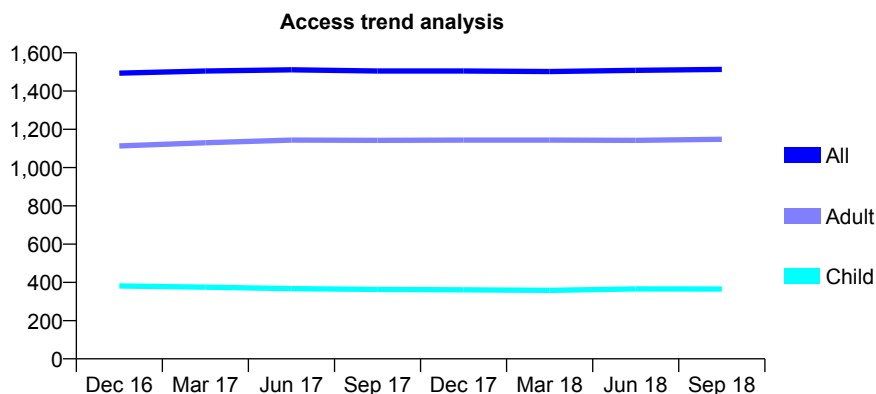
Q47 - Vital Signs At a Glance Contract Report for 674303/0001 - September 2018

Name or company name	MR JH NOWICKI
Contract type name	GDS Contract
Purpose of contract	General
Contract start date	01/04/2006
Contract end date	

18/19 Contracted general activity (UDA)	3,602
Carry forward general activity (UDA)	0
18/19 Contracted orthodontic activity (UOA)	0
Carry forward orthodontic activity (UOA)	0
Baseline contract value	£86,141.22

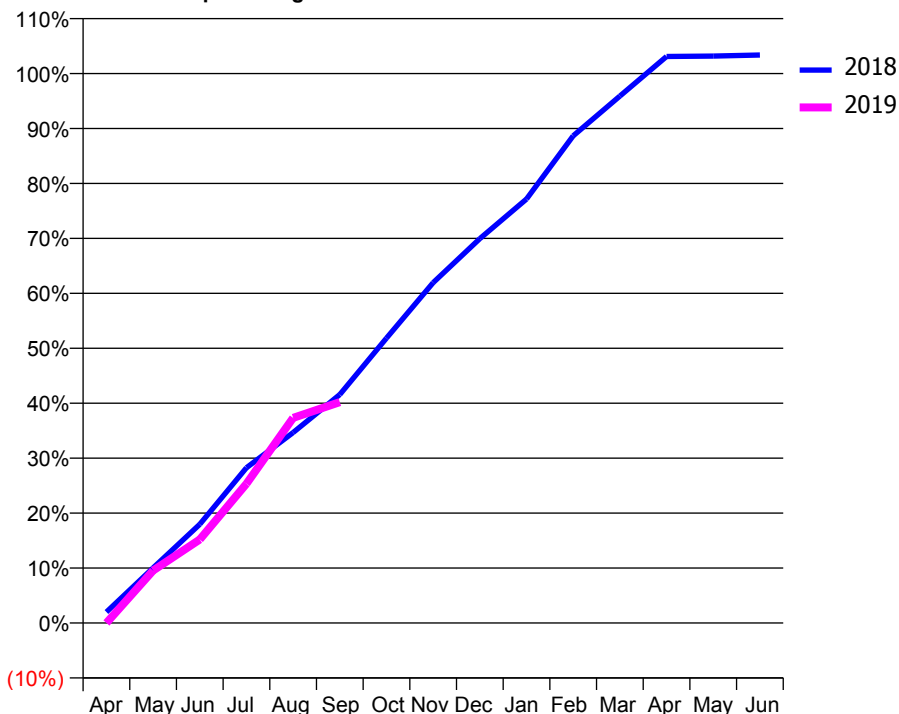
ACCESS*

Patients seen in 24 months	Total	Change since previous quarter
Quarter ending September 2017	1,505	
Quarter ending December 2017	1,505	→
Quarter ending March 2018	1,502	→
Quarter ending June 2018	1,508	→
Quarter ending September 2018	1,513	→
Variance since September 2017	0.5%	→



ACTIVITY

Cumulative percentage of contracted UDA delivered 2018 & 2019



Month	Adjusted Scheduled Activity (UDA)	
	2018	2019
April	72	0
May	362	344
June	647	547
July	1,018	913
August	1,249	1,345
September	1,498	1,448
October	1,867	
November	2,231	
December	2,520	
January	2,780	
February	3,193	
March	3,454	
April	3,714	
May	3,716	
June	3,723	

QUALITY

	Quantity	Base Number	Contract	AT	Region	England
% of FP17s for the same patient ID Re-attending within 3 months - Children	5	217	2.3%	11.6%	12.2%	11.6%
% of FP17s for the same patient ID Re-attending within 3 months - Adults	76	732	10.4%	15.1%	15.8%	15.5%
% of FP17s for the same patient ID Re-attending between 3 & 9 months - Children	103	217	47.5%	58.6%	60.3%	58.8%
% of FP17s for the same patient ID Re-attending between 3 & 9 months - Adults	399	732	54.5%	51.5%	53.5%	51.1%
% of FP17s for Band 1 Urgent Courses	64	795	8.1%	10.7%	9.1%	9.0%
% of FP17s Relating to Free Repair or Replacements	6	795	0.8%	0.9%	1.0%	0.8%
% of FP17s Relating to Continuations	2	795	0.3%	0.9%	1.0%	0.9%
% of Patients satisfied with the dentistry they have received	4	4	N/A	93.2%	93.6%	93.3%
% of Patients satisfied with the time they had to wait for an appointment	4	4	N/A	88.5%	89.8%	88.9%

* This is based on patients treated on this contract for their most recent course of treatment. Figures in italics indicate the base number of FP17s or Patient Questionnaire responses are less than 100. N/A is shown where the base number of responses is less than 10 during the period. % is calculated as Quantity/Base number*100

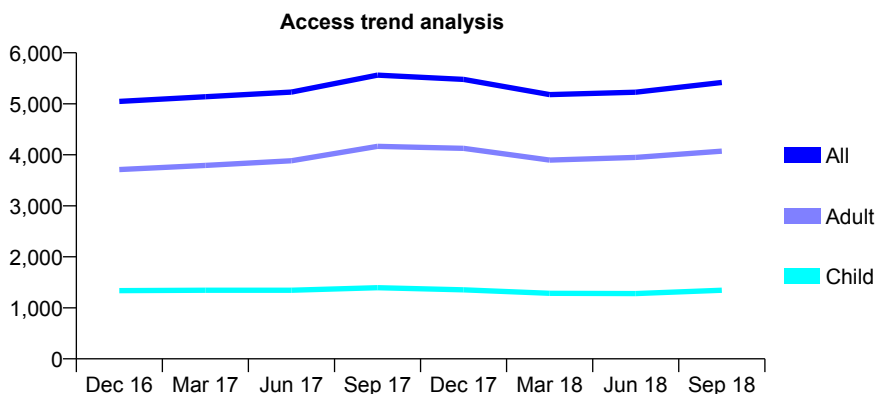
Q47 - Vital Signs At a Glance Contract Report for 675695/0001 - September 2018

Name or company name	MR F PATEL
Contract type name	GDS Contract
Purpose of contract	General
Contract start date	01/04/2006
Contract end date	

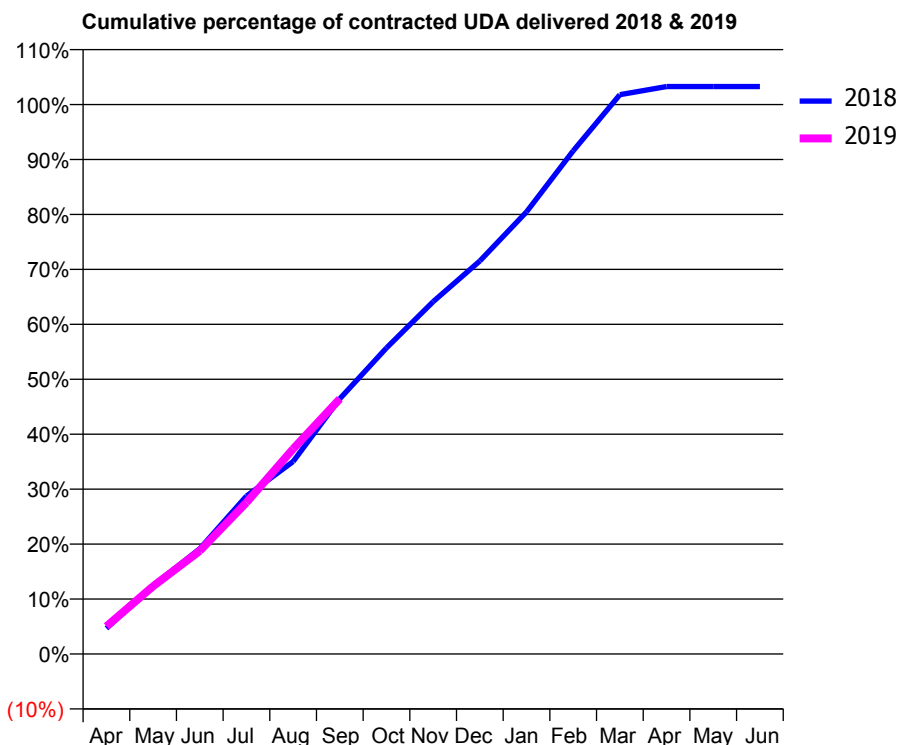
18/19 Contracted general activity (UDA)	16,658
Carry forward general activity (UDA)	0
18/19 Contracted orthodontic activity (UOA)	0
Carry forward orthodontic activity (UOA)	0
Baseline contract value	£388,270.67

ACCESS*

Patients seen in 24 months	Total	Change since previous quarter
Quarter ending September 2017	5,563	
Quarter ending December 2017	5,479	↓
Quarter ending March 2018	5,181	↓
Quarter ending June 2018	5,228	→
Quarter ending September 2018	5,418	↑
Variance since September 2017	(2.6%)	↓



ACTIVITY



Month	Adjusted Scheduled Activity (UDA)	
	2018	2019
April	779	837
May	2,075	2,055
June	3,190	3,128
July	4,789	4,593
August	5,836	6,217
September	7,739	7,735
October	9,280	
November	10,683	
December	11,913	
January	13,402	
February	15,253	
March	16,956	
April	17,204	
May	17,201	
June	17,201	

QUALITY

	Quantity	Base Number	Contract	AT	Region	England
% of FP17s for the same patient ID Re-attending within 3 months - Children	76	1,015	7.5%	11.6%	12.2%	11.6%
% of FP17s for the same patient ID Re-attending within 3 months - Adults	352	2,765	12.7%	15.1%	15.8%	15.5%
% of FP17s for the same patient ID Re-attending between 3 & 9 months - Children	541	1,015	53.3%	58.6%	60.3%	58.8%
% of FP17s for the same patient ID Re-attending between 3 & 9 months - Adults	1,409	2,765	51.0%	51.5%	53.5%	51.1%
% of FP17s for Band 1 Urgent Courses	346	3,709	9.3%	10.7%	9.1%	9.0%
% of FP17s Relating to Free Repair or Replacements	45	3,709	1.2%	0.9%	1.0%	0.8%
% of FP17s Relating to Continuations	3	3,709	0.1%	0.9%	1.0%	0.9%
% of Patients satisfied with the dentistry they have received	7	8	N/A	93.2%	93.6%	93.3%
% of Patients satisfied with the time they had to wait for an appointment	7	8	N/A	88.5%	89.8%	88.9%

* This is based on patients treated on this contract for their most recent course of treatment. Figures in italics indicate the base number of FP17s or Patient Questionnaire responses are less than 100. N/A is shown where the base number of responses is less than 10 during the period. % is calculated as Quantity/Base number*100

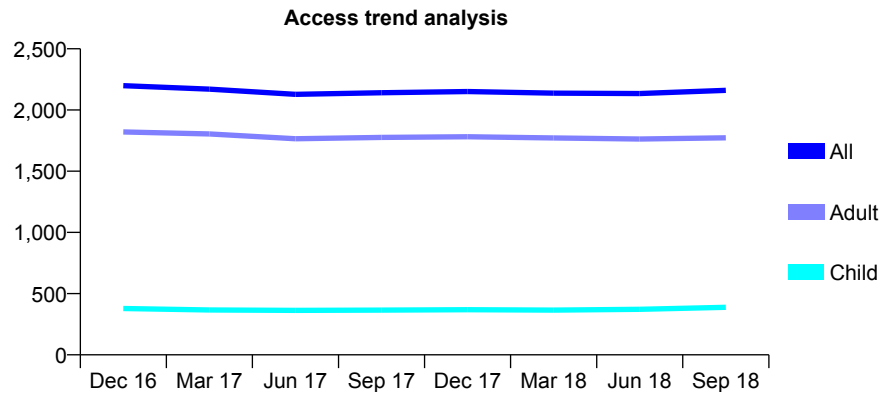
Q47 - Vital Signs At a Glance Contract Report for 675733/0001 - September 2018

Name or company name	MR M DUNKOW
Contract type name	GDS Contract
Purpose of contract	General
Contract start date	01/04/2006
Contract end date	

18/19 Contracted general activity (UDA)	7,200
Carry forward general activity (UDA)	0
18/19 Contracted orthodontic activity (UOA)	0
Carry forward orthodontic activity (UOA)	0
Baseline contract value	£255,869.30

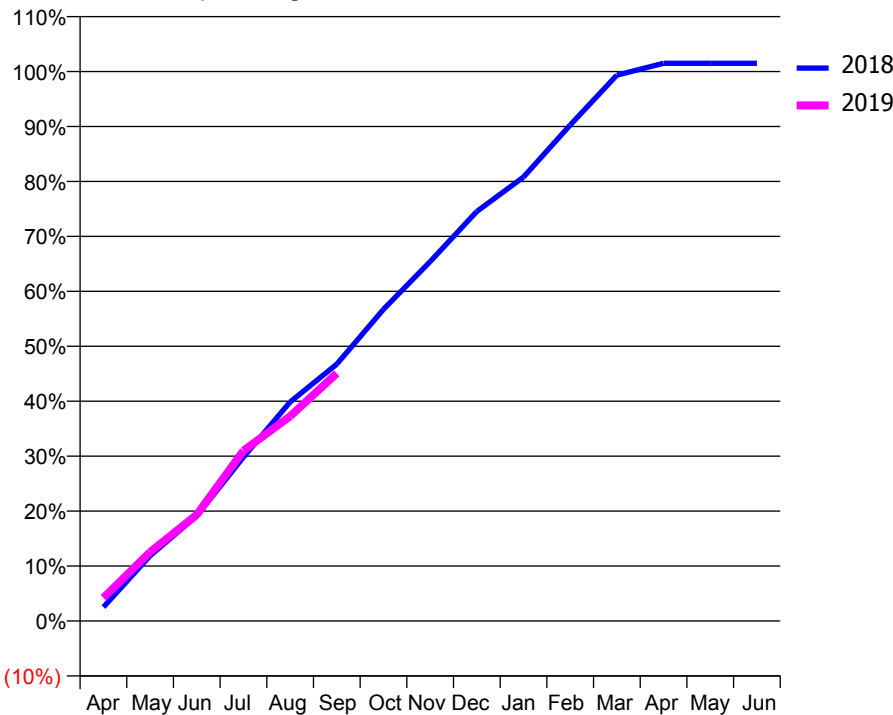
ACCESS*

Patients seen in 24 months	Total	Change since previous quarter
Quarter ending September 2017	2,141	
Quarter ending December 2017	2,151	→
Quarter ending March 2018	2,138	→
Quarter ending June 2018	2,135	→
Quarter ending September 2018	2,161	→
Variance since September 2017	0.9%	→



ACTIVITY

Cumulative percentage of contracted UDA delivered 2018 & 2019



Month	Adjusted Scheduled Activity (UDA)	
	2018	2019
April	182	303
May	856	904
June	1,378	1,393
July	2,148	2,231
August	2,871	2,683
September	3,365	3,246
October	4,084	
November	4,709	
December	5,367	
January	5,818	
February	6,498	
March	7,152	
April	7,307	
May	7,307	
June	7,307	

QUALITY

	Quantity	Base Number	Contract	AT	Region	England
% of FP17s for the same patient ID Re-attending within 3 months - Children	10	294	3.4%	11.6%	12.2%	11.6%
% of FP17s for the same patient ID Re-attending within 3 months - Adults	145	1,307	11.1%	15.1%	15.8%	15.5%
% of FP17s for the same patient ID Re-attending between 3 & 9 months - Children	193	294	65.6%	58.6%	60.3%	58.8%
% of FP17s for the same patient ID Re-attending between 3 & 9 months - Adults	713	1,307	54.6%	51.5%	53.5%	51.1%
% of FP17s for Band 1 Urgent Courses	74	1,533	4.8%	10.7%	9.1%	9.0%
% of FP17s Relating to Free Repair or Replacements	11	1,533	0.7%	0.9%	1.0%	0.8%
% of FP17s Relating to Continuations	7	1,533	0.5%	0.9%	1.0%	0.9%
% of Patients satisfied with the dentistry they have received	3	3	N/A	93.2%	93.6%	93.3%
% of Patients satisfied with the time they had to wait for an appointment	3	3	N/A	88.5%	89.8%	88.9%

* This is based on patients treated on this contract for their most recent course of treatment. Figures in italics indicate the base number of FP17s or Patient Questionnaire responses are less than 100. N/A is shown where the base number of responses is less than 10 during the period. % is calculated as Quantity/Base number*100

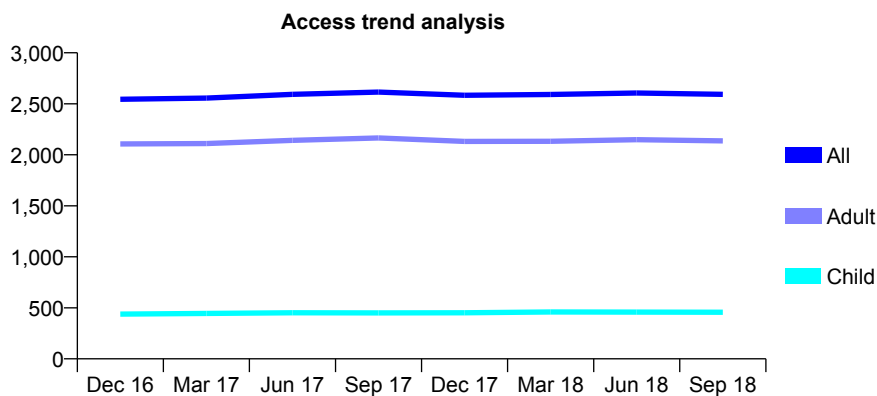
Q47 - Vital Signs At a Glance Contract Report for 675830/0001 - September 2018

Name or company name	MR JL COOPER
Contract type name	GDS Contract
Purpose of contract	General
Contract start date	01/04/2006
Contract end date	

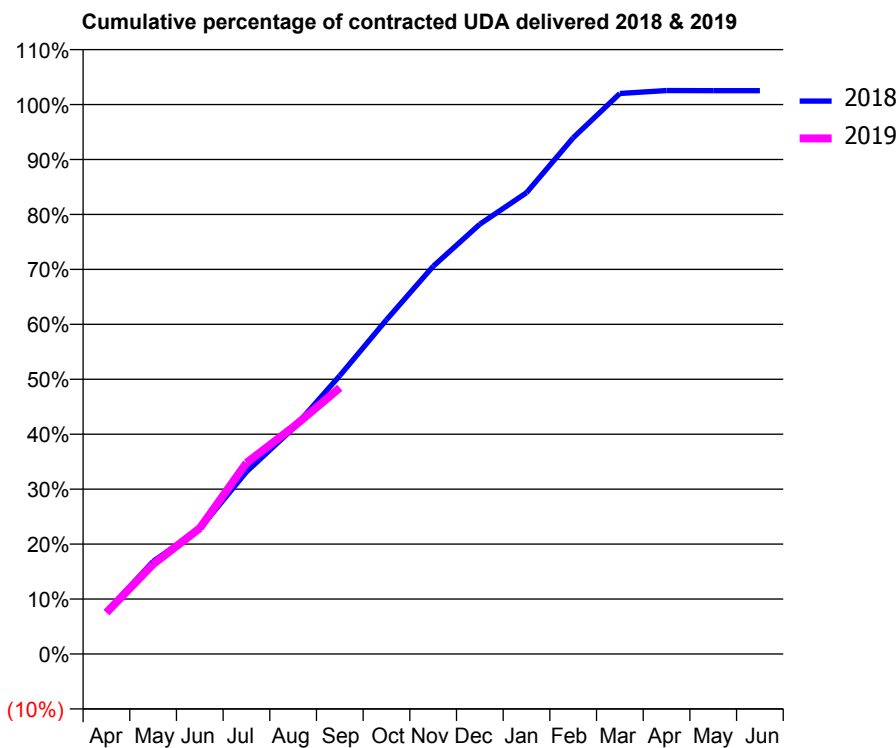
18/19 Contracted general activity (UDA)	7,034
Carry forward general activity (UDA)	0
18/19 Contracted orthodontic activity (UOA)	0
Carry forward orthodontic activity (UOA)	0
Baseline contract value	£255,869.30

ACCESS*

Patients seen in 24 months	Total	Change since previous quarter
Quarter ending September 2017	2,615	
Quarter ending December 2017	2,584	↓
Quarter ending March 2018	2,592	→
Quarter ending June 2018	2,606	→
Quarter ending September 2018	2,593	→
Variance since September 2017	(0.8%)	→



ACTIVITY



Month	Adjusted Scheduled Activity (UDA)	
	2018	2019
April	540	530
May	1,186	1,150
June	1,604	1,610
July	2,333	2,448
August	2,888	2,904
September	3,564	3,408
October	4,278	
November	4,962	
December	5,503	
January	5,906	
February	6,608	
March	7,175	
April	7,213	
May	7,210	
June	7,210	

QUALITY

	Quantity	Base Number	Contract	AT	Region	England
% of FP17s for the same patient ID Re-attending within 3 months - Children	8	313	2.6%	11.6%	12.2%	11.6%
% of FP17s for the same patient ID Re-attending within 3 months - Adults	118	1,492	7.9%	15.1%	15.8%	15.5%
% of FP17s for the same patient ID Re-attending between 3 & 9 months - Children	228	313	72.8%	58.6%	60.3%	58.8%
% of FP17s for the same patient ID Re-attending between 3 & 9 months - Adults	941	1,492	63.1%	51.5%	53.5%	51.1%
% of FP17s for Band 1 Urgent Courses	104	1,776	5.9%	10.7%	9.1%	9.0%
% of FP17s Relating to Free Repair or Replacements	5	1,776	0.3%	0.9%	1.0%	0.8%
% of FP17s Relating to Continuations	16	1,776	0.9%	0.9%	1.0%	0.9%
% of Patients satisfied with the dentistry they have received	2	2	N/A	93.2%	93.6%	93.3%
% of Patients satisfied with the time they had to wait for an appointment	2	2	N/A	88.5%	89.8%	88.9%

* This is based on patients treated on this contract for their most recent course of treatment. Figures in italics indicate the base number of FP17s or Patient Questionnaire responses are less than 100. N/A is shown where the base number of responses is less than 10 during the period. % is calculated as Quantity/Base number*100

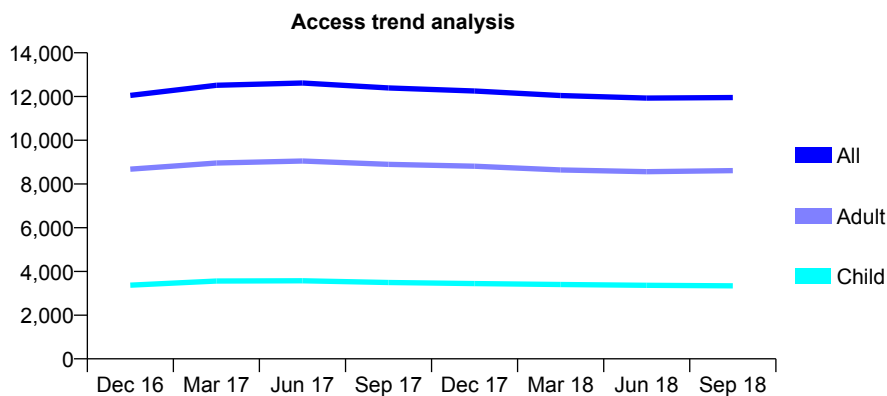
Q47 - Vital Signs At a Glance Contract Report for 676209/0001 - September 2018

Name or company name	MR SL MORGAN
Contract type name	GDS Contract
Purpose of contract	General and Orthodontic
Contract start date	01/04/2006
Contract end date	

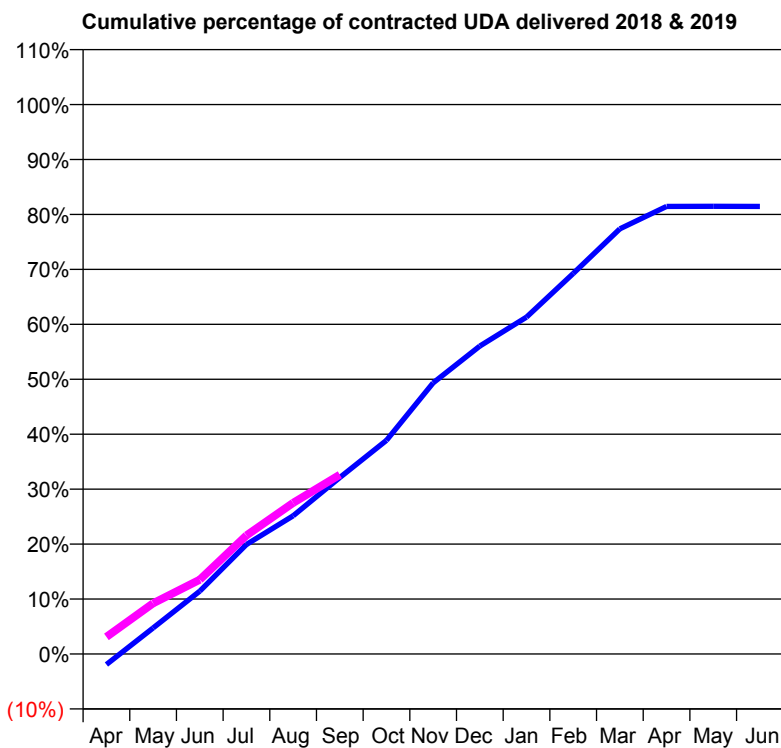
18/19 Contracted general activity (UDA)	38,336
Carry forward general activity (UDA)	0
18/19 Contracted orthodontic activity (UOA)	6,289
Carry forward orthodontic activity (UOA)	0
Baseline contract value	£1,392,683.75

ACCESS*

Patients seen in 24 months	Total	Change since previous quarter
Quarter ending September 2017	12,393	
Quarter ending December 2017	12,253	↓
Quarter ending March 2018	12,046	↓
Quarter ending June 2018	11,930	→
Quarter ending September 2018	11,952	→
Variance since September 2017	(3.6%)	↓



ACTIVITY



Month	Adjusted Scheduled Activity (UDA)	
	2018	2019
April	-741	1,198
May	1,815	3,540
June	4,390	5,189
July	7,646	8,273
August	9,640	10,542
September	12,311	12,505
October	14,906	
November	18,921	
December	21,487	
January	23,500	
February	26,543	
March	29,665	
April	31,227	
May	31,235	
June	31,224	

QUALITY

	Quantity	Base Number	Contract	AT	Region	England
% of FP17s for the same patient ID Re-attending within 3 months - Children	273	2,800	9.8%	11.6%	12.2%	11.6%
% of FP17s for the same patient ID Re-attending within 3 months - Adults	771	5,667	13.6%	15.1%	15.8%	15.5%
% of FP17s for the same patient ID Re-attending between 3 & 9 months - Children	1,650	2,800	58.9%	58.6%	60.3%	58.8%
% of FP17s for the same patient ID Re-attending between 3 & 9 months - Adults	3,326	5,667	58.7%	51.5%	53.5%	51.1%
% of FP17s for Band 1 Urgent Courses	532	6,710	7.9%	10.7%	9.1%	9.0%
% of FP17s Relating to Free Repair or Replacements	77	6,710	1.1%	0.9%	1.0%	0.8%
% of FP17s Relating to Continuations	72	6,710	1.1%	0.9%	1.0%	0.9%
% of Patients satisfied with the dentistry they have received	5	8	N/A	93.2%	93.6%	93.3%
% of Patients satisfied with the time they had to wait for an appointment	4	8	N/A	88.5%	89.8%	88.9%

* This is based on patients treated on this contract for their most recent course of treatment. Figures in italics indicate the base number of FP17s or Patient Questionnaire responses are less than 100. N/A is shown where the base number of responses is less than 10 during the period. % is calculated as Quantity/Base number*100

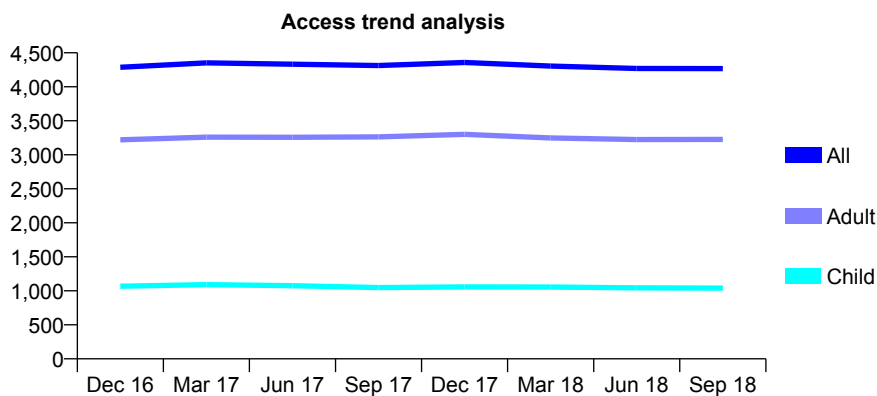
Q47 - Vital Signs At a Glance Contract Report for 676306/0001 - September 2018

Name or company name	MR BS AARON
Contract type name	GDS Contract
Purpose of contract	General
Contract start date	01/04/2006
Contract end date	

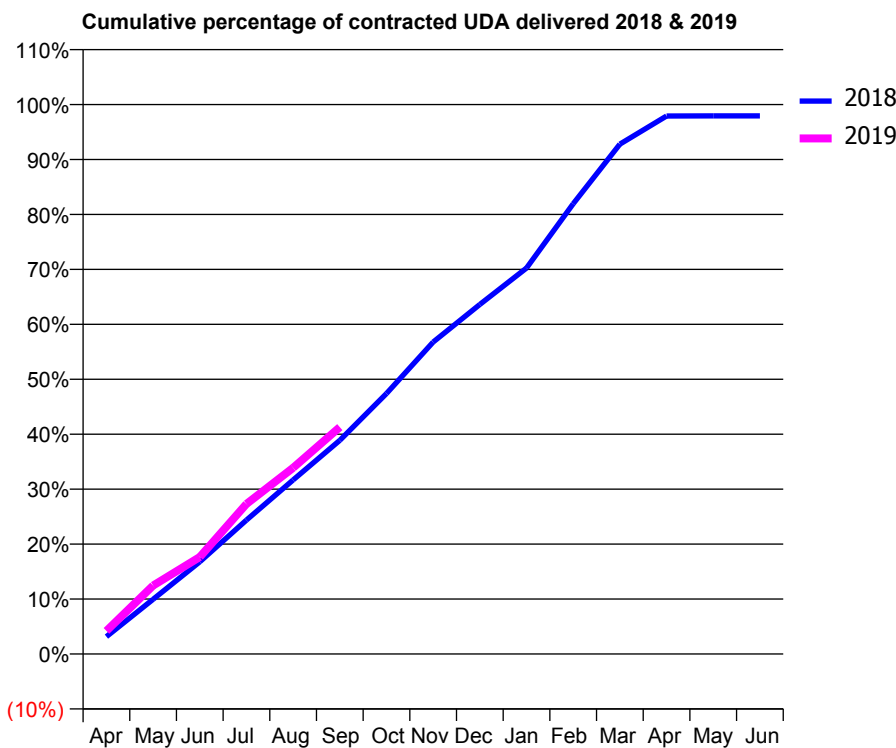
18/19 Contracted general activity (UDA)	12,200
Carry forward general activity (UDA)	0
18/19 Contracted orthodontic activity (UOA)	0
Carry forward orthodontic activity (UOA)	0
Baseline contract value	£383,416.97

ACCESS*

Patients seen in 24 months	Total	Change since previous quarter
Quarter ending September 2017	4,312	
Quarter ending December 2017	4,358	→
Quarter ending March 2018	4,304	↓
Quarter ending June 2018	4,269	→
Quarter ending September 2018	4,267	→
Variance since September 2017	(1.0%)	↓



ACTIVITY



Month	Adjusted Scheduled Activity (UDA)	
	2018	2019
April	386	514
May	1,216	1,521
June	2,048	2,153
July	2,973	3,332
August	3,864	4,134
September	4,744	5,037
October	5,784	
November	6,926	
December	7,762	
January	8,570	
February	9,995	
March	11,319	
April	11,945	
May	11,946	
June	11,947	

QUALITY

	Quantity	Base Number	Contract	AT	Region	England
% of FP17s for the same patient ID Re-attending within 3 months - Children	74	879	8.4%	11.6%	12.2%	11.6%
% of FP17s for the same patient ID Re-attending within 3 months - Adults	222	2,362	9.4%	15.1%	15.8%	15.5%
% of FP17s for the same patient ID Re-attending between 3 & 9 months - Children	601	879	68.4%	58.6%	60.3%	58.8%
% of FP17s for the same patient ID Re-attending between 3 & 9 months - Adults	1,675	2,362	70.9%	51.5%	53.5%	51.1%
% of FP17s for Band 1 Urgent Courses	171	2,982	5.7%	10.7%	9.1%	9.0%
% of FP17s Relating to Free Repair or Replacements	26	2,982	0.9%	0.9%	1.0%	0.8%
% of FP17s Relating to Continuations	14	2,982	0.5%	0.9%	1.0%	0.9%
% of Patients satisfied with the dentistry they have received	5	5	N/A	93.2%	93.6%	93.3%
% of Patients satisfied with the time they had to wait for an appointment	5	5	N/A	88.5%	89.8%	88.9%

* This is based on patients treated on this contract for their most recent course of treatment. Figures in italics indicate the base number of FP17s or Patient Questionnaire responses are less than 100. N/A is shown where the base number of responses is less than 10 during the period. % is calculated as Quantity/Base number*100

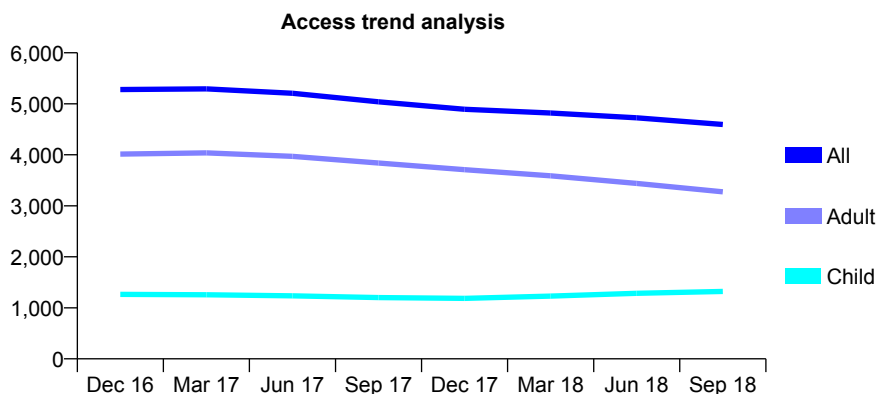
Q47 - Vital Signs At a Glance Contract Report for 676659/0001 - September 2018

Name or company name	Dr Abraham Hussain Malik
Contract type name	GDS Contract
Purpose of contract	General
Contract start date	01/04/2006
Contract end date	

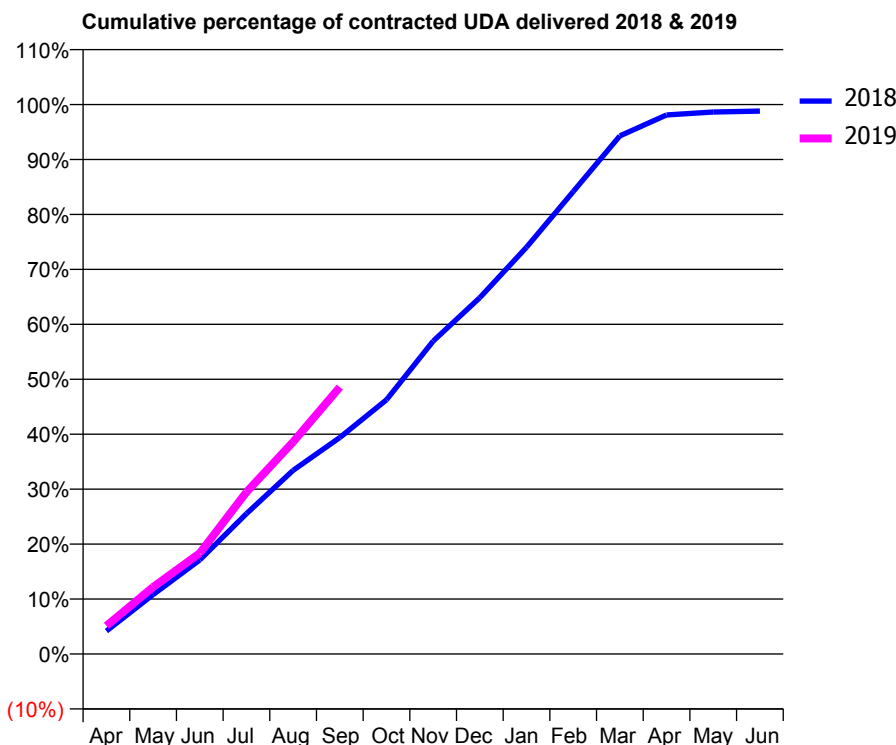
18/19 Contracted general activity (UDA)	14,620
Carry forward general activity (UDA)	0
18/19 Contracted orthodontic activity (UOA)	0
Carry forward orthodontic activity (UOA)	0
Baseline contract value	£420,974.11

ACCESS*

Patients seen in 24 months	Total	Change since previous quarter
Quarter ending September 2017	5,038	
Quarter ending December 2017	4,894	↓
Quarter ending March 2018	4,820	↓
Quarter ending June 2018	4,725	↓
Quarter ending September 2018	4,596	↓
Variance since September 2017	(8.8%)	↓



ACTIVITY



Adjusted Scheduled Activity (UDA)		
Month	2018	2019
April	611	750
May	1,579	1,784
June	2,502	2,686
July	3,734	4,307
August	4,889	5,643
September	5,759	7,101
October	6,765	
November	8,325	
December	9,480	
January	10,823	
February	12,303	
March	13,784	
April	14,341	
May	14,422	
June	14,446	

QUALITY

	Quantity	Base Number	Contract	AT	Region	England
% of FP17s for the same patient ID Re-attending within 3 months - Children	96	1,062	9.0%	11.6%	12.2%	11.6%
% of FP17s for the same patient ID Re-attending within 3 months - Adults	332	1,385	24.0%	15.1%	15.8%	15.5%
% of FP17s for the same patient ID Re-attending between 3 & 9 months - Children	509	1,062	47.9%	58.6%	60.3%	58.8%
% of FP17s for the same patient ID Re-attending between 3 & 9 months - Adults	468	1,385	33.8%	51.5%	53.5%	51.1%
% of FP17s for Band 1 Urgent Courses	320	2,265	14.1%	10.7%	9.1%	9.0%
% of FP17s Relating to Free Repair or Replacements	5	2,265	0.2%	0.9%	1.0%	0.8%
% of FP17s Relating to Continuations	58	2,265	2.6%	0.9%	1.0%	0.9%
% of Patients satisfied with the dentistry they have received	2	2	N/A	93.2%	93.6%	93.3%
% of Patients satisfied with the time they had to wait for an appointment	2	2	N/A	88.5%	89.8%	88.9%

* This is based on patients treated on this contract for their most recent course of treatment. Figures in italics indicate the base number of FP17s or Patient Questionnaire responses are less than 100. N/A is shown where the base number of responses is less than 10 during the period. % is calculated as Quantity/Base number*100

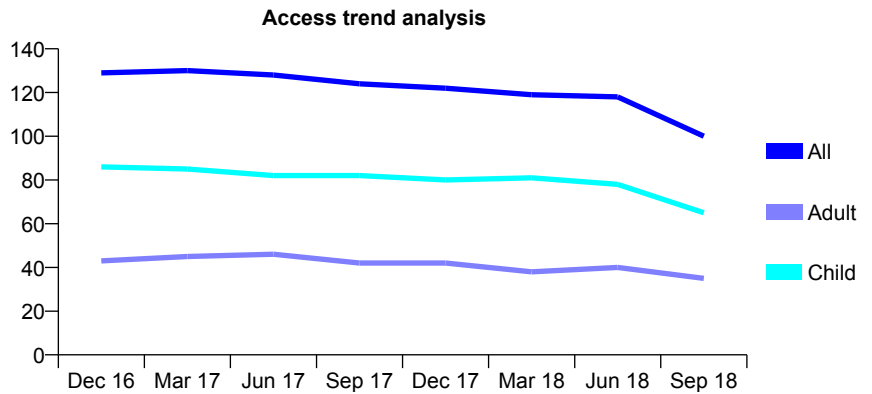
Q47 - Vital Signs At a Glance Contract Report for 677612/0001 - September 2018

Name or company name	MR S ALLAN
Contract type name	GDS Contract
Purpose of contract	General
Contract start date	01/04/2006
Contract end date	

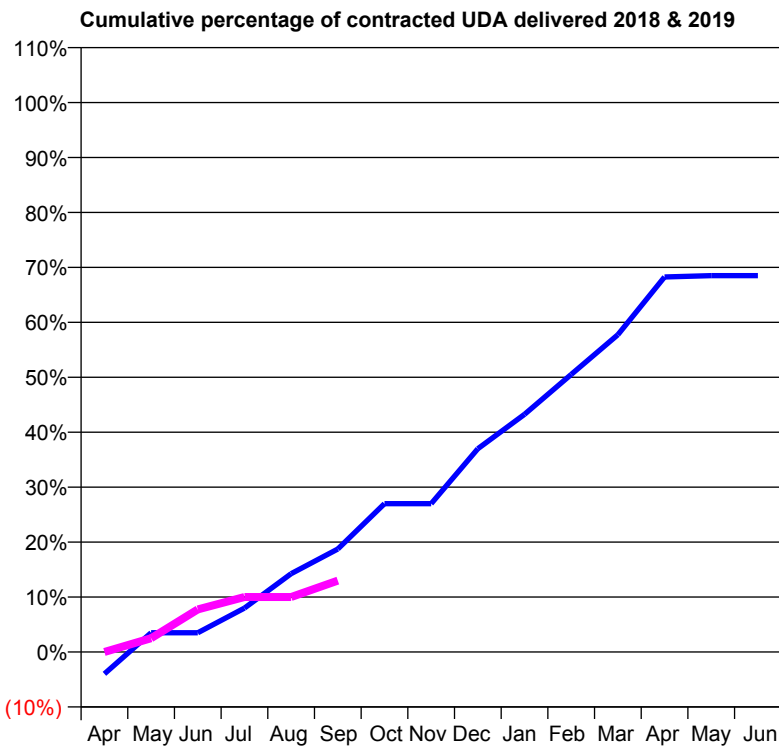
18/19 Contracted general activity (UDA)	400
Carry forward general activity (UDA)	0
18/19 Contracted orthodontic activity (UOA)	0
Carry forward orthodontic activity (UOA)	0
Baseline contract value	£9,107.64

ACCESS*

Patients seen in 24 months	Total	Change since previous quarter
Quarter ending September 2017	124	
Quarter ending December 2017	122	↓
Quarter ending March 2018	119	↓
Quarter ending June 2018	118	→
Quarter ending September 2018	100	↓
Variance since September 2017	(19.4%)	↓



ACTIVITY



Adjusted Scheduled Activity (UDA)		
Month	2018	2019
April	-16	0
May	14	10
June	14	31
July	32	40
August	57	40
September	75	52
October	108	
November	108	
December	148	
January	173	
February	202	
March	231	
April	273	
May	274	
June	274	

QUALITY

	Quantity	Base Number	Contract	AT	Region	England
% of FP17s for the same patient ID Re-attending within 3 months - Children	2	47	4.3%	11.6%	12.2%	11.6%
% of FP17s for the same patient ID Re-attending within 3 months - Adults	0	9	0.0%	15.1%	15.8%	15.5%
% of FP17s for the same patient ID Re-attending between 3 & 9 months - Children	28	47	59.6%	58.6%	60.3%	58.8%
% of FP17s for the same patient ID Re-attending between 3 & 9 months - Adults	7	9	77.8%	51.5%	53.5%	51.1%
% of FP17s for Band 1 Urgent Courses	0	46	0.0%	10.7%	9.1%	9.0%
% of FP17s Relating to Free Repair or Replacements	0	46	0.0%	0.9%	1.0%	0.8%
% of FP17s Relating to Continuations	0	46	0.0%	0.9%	1.0%	0.9%
% of Patients satisfied with the dentistry they have received	0	0	N/A	93.2%	93.6%	93.3%
% of Patients satisfied with the time they had to wait for an appointment	0	0	N/A	88.5%	89.8%	88.9%

* This is based on patients treated on this contract for their most recent course of treatment. Figures in italics indicate the base number of FP17s or Patient Questionnaire responses are less than 100. N/A is shown where the base number of responses is less than 10 during the period. % is calculated as Quantity/Base number*100

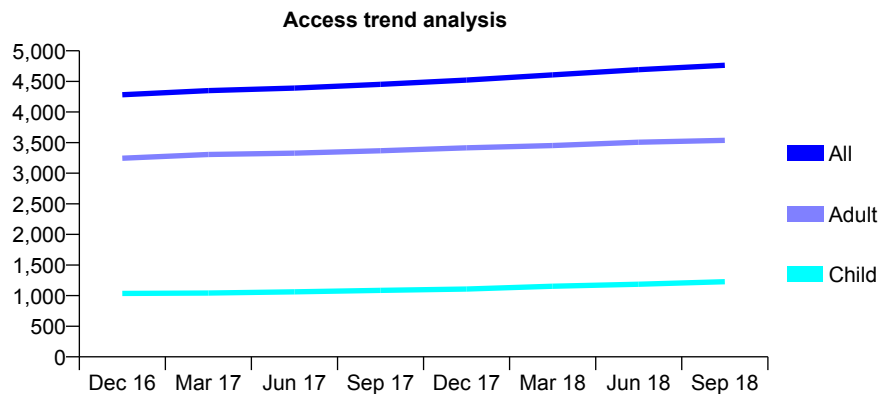
Q47 - Vital Signs At a Glance Contract Report for 679313/0001 - September 2018

Name or company name	MR CS WONG
Contract type name	GDS Contract
Purpose of contract	General
Contract start date	01/06/2008
Contract end date	

18/19 Contracted general activity (UDA)	16,856
Carry forward general activity (UDA)	0
18/19 Contracted orthodontic activity (UOA)	0
Carry forward orthodontic activity (UOA)	0
Baseline contract value	£511,537.59

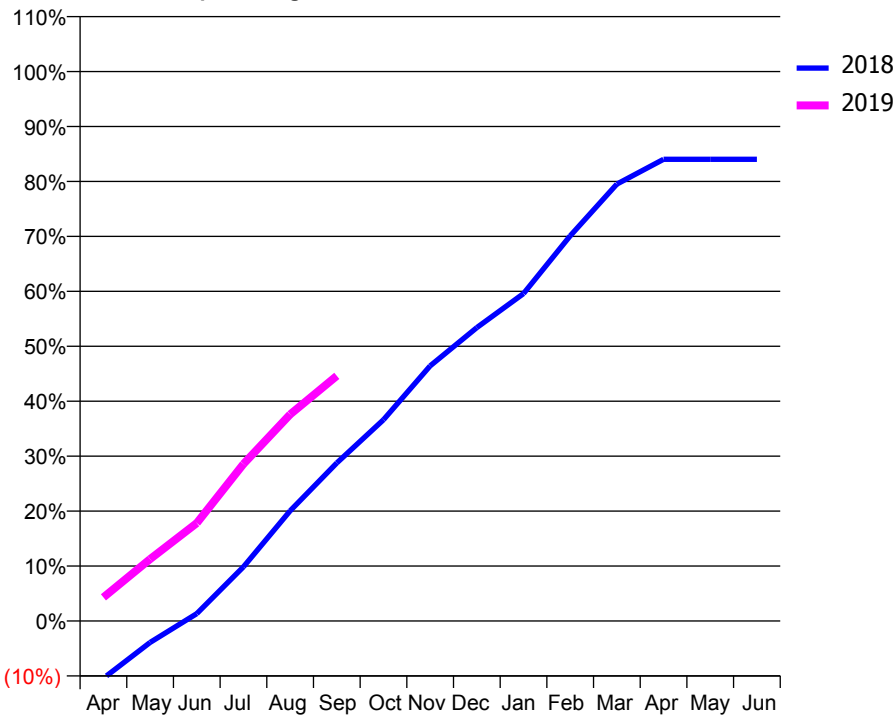
ACCESS*

Patients seen in 24 months	Total	Change since previous quarter
Quarter ending September 2017	4,453	
Quarter ending December 2017	4,522	→
Quarter ending March 2018	4,607	→
Quarter ending June 2018	4,692	→
Quarter ending September 2018	4,763	→
Variance since September 2017	7.0%	↑



ACTIVITY

Cumulative percentage of contracted UDA delivered 2018 & 2019



Month	Adjusted Scheduled Activity (UDA)	
	2018	2019
April	-1,759	728
May	-659	1,902
June	228	3,005
July	1,664	4,818
August	3,382	6,338
September	4,850	7,519
October	6,174	
November	7,828	
December	8,999	
January	10,044	
February	11,817	
March	13,403	
April	14,164	
May	14,165	
June	14,165	

QUALITY

	Quantity	Base Number	Contract	AT	Region	England
% of FP17s for the same patient ID Re-attending within 3 months - Children	83	993	8.4%	11.6%	12.2%	11.6%
% of FP17s for the same patient ID Re-attending within 3 months - Adults	516	3,029	17.0%	15.1%	15.8%	15.5%
% of FP17s for the same patient ID Re-attending between 3 & 9 months - Children	609	993	61.3%	58.6%	60.3%	58.8%
% of FP17s for the same patient ID Re-attending between 3 & 9 months - Adults	1,997	3,029	65.9%	51.5%	53.5%	51.1%
% of FP17s for Band 1 Urgent Courses	286	3,713	7.7%	10.7%	9.1%	9.0%
% of FP17s Relating to Free Repair or Replacements	20	3,713	0.5%	0.9%	1.0%	0.8%
% of FP17s Relating to Continuations	95	3,713	2.6%	0.9%	1.0%	0.9%
% of Patients satisfied with the dentistry they have received	5	6	N/A	93.2%	93.6%	93.3%
% of Patients satisfied with the time they had to wait for an appointment	4	6	N/A	88.5%	89.8%	88.9%

* This is based on patients treated on this contract for their most recent course of treatment. Figures in italics indicate the base number of FP17s or Patient Questionnaire responses are less than 100. N/A is shown where the base number of responses is less than 10 during the period. % is calculated as Quantity/Base number*100

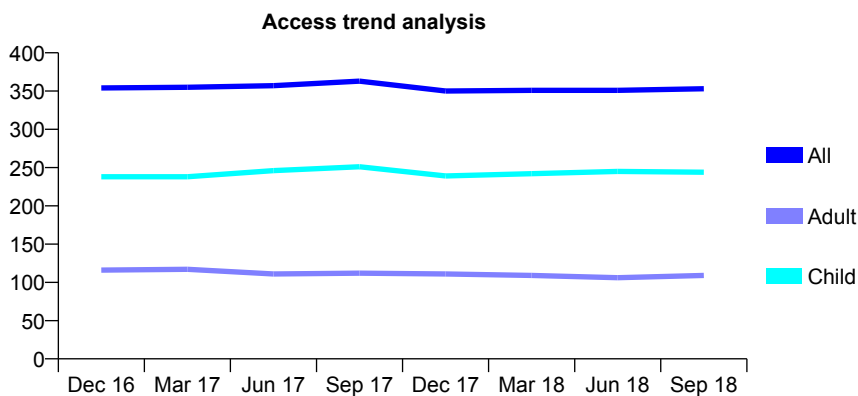
Q47 - Vital Signs At a Glance Contract Report for 680214/0001 - September 2018

Name or company name	MR JA SILCOX
Contract type name	GDS Contract
Purpose of contract	General
Contract start date	01/04/2008
Contract end date	

18/19 Contracted general activity (UDA)	910
Carry forward general activity (UDA)	0
18/19 Contracted orthodontic activity (UOA)	0
Carry forward orthodontic activity (UOA)	0
Baseline contract value	£25,286.14

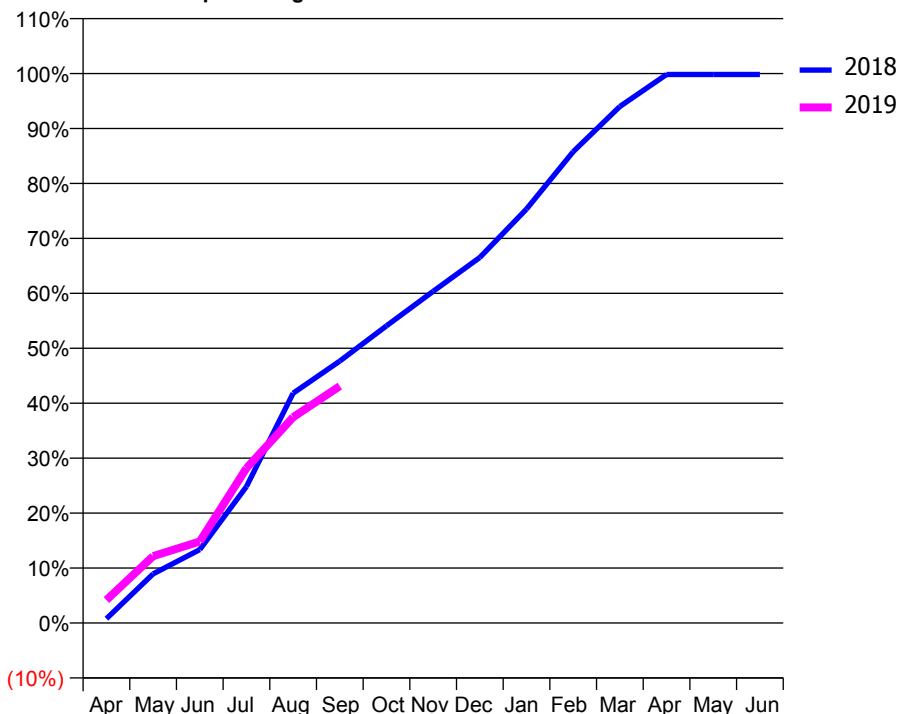
ACCESS*

Patients seen in 24 months	Total	Change since previous quarter
Quarter ending September 2017	363	
Quarter ending December 2017	350	↓
Quarter ending March 2018	351	→
Quarter ending June 2018	351	→
Quarter ending September 2018	353	→
Variance since September 2017	(2.8%)	↓



ACTIVITY

Cumulative percentage of contracted UDA delivered 2018 & 2019



Adjusted Scheduled Activity (UDA)

Month	2018	2019
April	7	38
May	81	111
June	122	135
July	226	256
August	381	341
September	434	392
October	492	
November	549	
December	605	
January	686	
February	781	
March	855	
April	908	
May	908	
June	908	

QUALITY

	Quantity	Base Number	Contract	AT	Region	England
% of FP17s for the same patient ID Re-attending within 3 months - Children	26	214	12.1%	11.6%	12.2%	11.6%
% of FP17s for the same patient ID Re-attending within 3 months - Adults	8	83	9.6%	15.1%	15.8%	15.5%
% of FP17s for the same patient ID Re-attending between 3 & 9 months - Children	147	214	68.7%	58.6%	60.3%	58.8%
% of FP17s for the same patient ID Re-attending between 3 & 9 months - Adults	56	83	67.5%	51.5%	53.5%	51.1%
% of FP17s for Band 1 Urgent Courses	11	263	4.2%	10.7%	9.1%	9.0%
% of FP17s Relating to Free Repair or Replacements	0	263	0.0%	0.9%	1.0%	0.8%
% of FP17s Relating to Continuations	0	263	0.0%	0.9%	1.0%	0.9%
% of Patients satisfied with the dentistry they have received	0	0	N/A	93.2%	93.6%	93.3%
% of Patients satisfied with the time they had to wait for an appointment	0	0	N/A	88.5%	89.8%	88.9%

* This is based on patients treated on this contract for their most recent course of treatment. Figures in italics indicate the base number of FP17s or Patient Questionnaire responses are less than 100. N/A is shown where the base number of responses is less than 10 during the period. % is calculated as Quantity/Base number*100

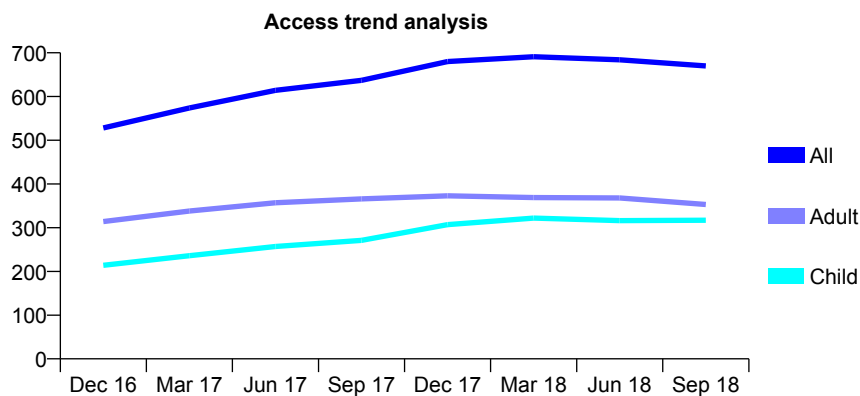
Q47 - Vital Signs At a Glance Contract Report for 696293/0001 - September 2018

Name or company name	MR V PATEL
Contract type name	GDS Contract
Purpose of contract	General
Contract start date	01/11/2015
Contract end date	

18/19 Contracted general activity (UDA)	2,790
Carry forward general activity (UDA)	0
18/19 Contracted orthodontic activity (UOA)	0
Carry forward orthodontic activity (UOA)	0
Baseline contract value	£61,391.03

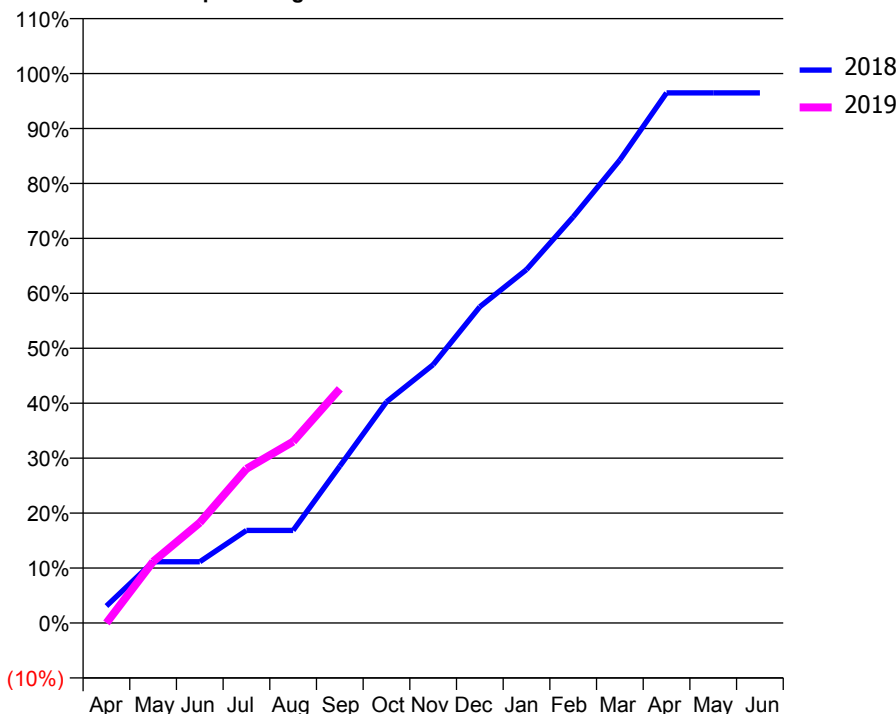
ACCESS*

Patients seen in 24 months	Total	Change since previous quarter
Quarter ending September 2017	637	
Quarter ending December 2017	680	↑
Quarter ending March 2018	691	→
Quarter ending June 2018	684	↓
Quarter ending September 2018	670	↓
Variance since September 2017	5.2%	↑



ACTIVITY

Cumulative percentage of contracted UDA delivered 2018 & 2019



Month	Adjusted Scheduled Activity (UDA)	
	2018	2019
April	86	0
May	311	312
June	311	509
July	470	783
August	470	921
September	796	1,189
October	1,123	
November	1,312	
December	1,605	
January	1,794	
February	2,062	
March	2,351	
April	2,692	
May	2,692	
June	2,692	

QUALITY

	Quantity	Base Number	Contract	AT	Region	England
% of FP17s for the same patient ID Re-attending within 3 months - Children	37	302	12.3%	11.6%	12.2%	11.6%
% of FP17s for the same patient ID Re-attending within 3 months - Adults	33	202	16.3%	15.1%	15.8%	15.5%
% of FP17s for the same patient ID Re-attending between 3 & 9 months - Children	183	302	60.6%	58.6%	60.3%	58.8%
% of FP17s for the same patient ID Re-attending between 3 & 9 months - Adults	75	202	37.1%	51.5%	53.5%	51.1%
% of FP17s for Band 1 Urgent Courses	32	413	7.7%	10.7%	9.1%	9.0%
% of FP17s Relating to Free Repair or Replacements	0	413	0.0%	0.9%	1.0%	0.8%
% of FP17s Relating to Continuations	0	413	0.0%	0.9%	1.0%	0.9%
% of Patients satisfied with the dentistry they have received	1	1	N/A	93.2%	93.6%	93.3%
% of Patients satisfied with the time they had to wait for an appointment	1	1	N/A	88.5%	89.8%	88.9%

* This is based on patients treated on this contract for their most recent course of treatment. Figures in italics indicate the base number of FP17s or Patient Questionnaire responses are less than 100. N/A is shown where the base number of responses is less than 10 during the period. % is calculated as Quantity/Base number*100

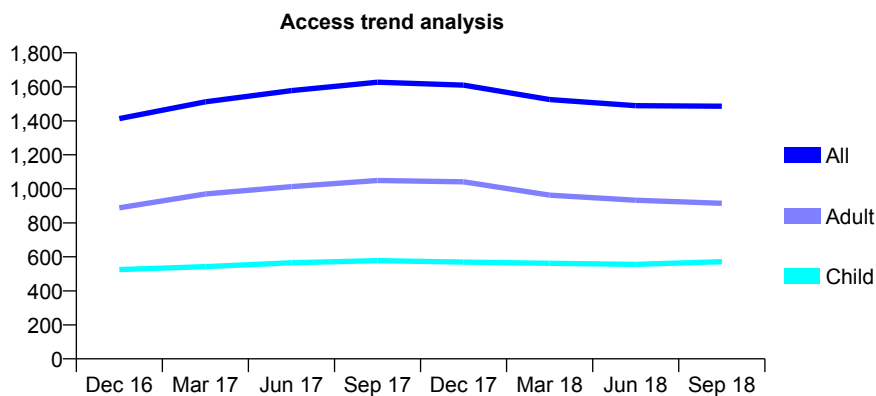
Q47 - Vital Signs At a Glance Contract Report for 723967/0002 - September 2018

Name or company name	Lowerbank Dental Practice
Contract type name	GDS Contract
Purpose of contract	General
Contract start date	21/12/2015
Contract end date	

18/19 Contracted general activity (UDA)	4,446
Carry forward general activity (UDA)	0
18/19 Contracted orthodontic activity (UOA)	0
Carry forward orthodontic activity (UOA)	0
Baseline contract value	£120,595.09

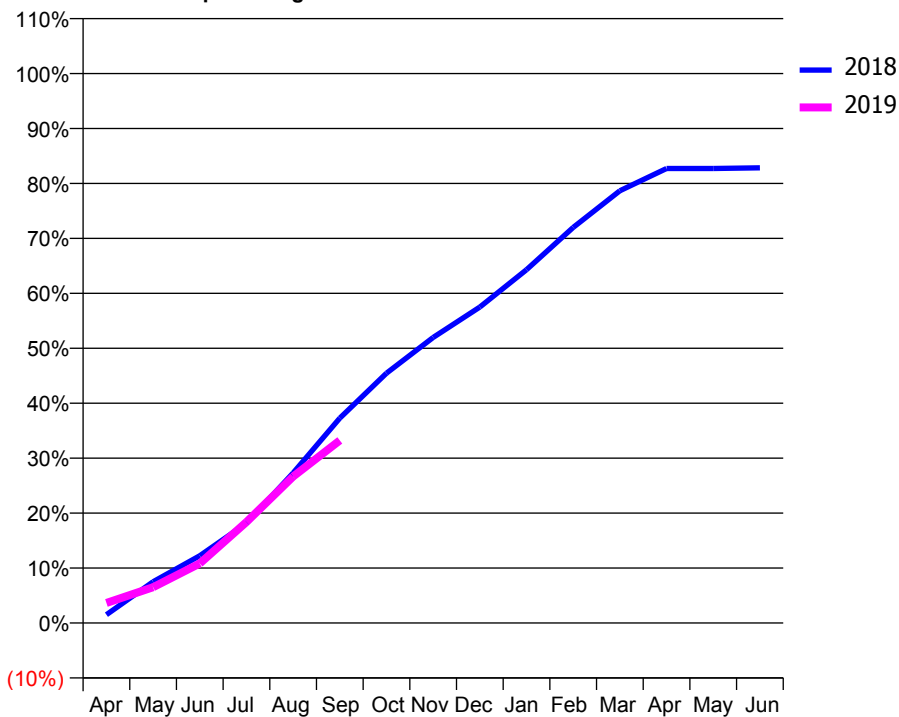
ACCESS*

Patients seen in 24 months	Total	Change since previous quarter
Quarter ending September 2017	1,627	
Quarter ending December 2017	1,610	↓
Quarter ending March 2018	1,525	↓
Quarter ending June 2018	1,489	↓
Quarter ending September 2018	1,486	→
Variance since September 2017	(8.7%)	↓



ACTIVITY

Cumulative percentage of contracted UDA delivered 2018 & 2019



Month	Adjusted Scheduled Activity (UDA)	
	2018	2019
April	68	163
May	334	290
June	544	482
July	808	817
August	1,215	1,185
September	1,658	1,478
October	2,021	
November	2,311	
December	2,556	
January	2,859	
February	3,200	
March	3,497	
April	3,678	
May	3,678	
June	3,683	

QUALITY

	Quantity	Base Number	Contract	AT	Region	England
% of FP17s for the same patient ID Re-attending within 3 months - Children	29	430	6.7%	11.6%	12.2%	11.6%
% of FP17s for the same patient ID Re-attending within 3 months - Adults	63	554	11.4%	15.1%	15.8%	15.5%
% of FP17s for the same patient ID Re-attending between 3 & 9 months - Children	278	430	64.7%	58.6%	60.3%	58.8%
% of FP17s for the same patient ID Re-attending between 3 & 9 months - Adults	318	554	57.4%	51.5%	53.5%	51.1%
% of FP17s for Band 1 Urgent Courses	40	853	4.7%	10.7%	9.1%	9.0%
% of FP17s Relating to Free Repair or Replacements	3	853	0.4%	0.9%	1.0%	0.8%
% of FP17s Relating to Continuations	6	853	0.7%	0.9%	1.0%	0.9%
% of Patients satisfied with the dentistry they have received	2	2	N/A	93.2%	93.6%	93.3%
% of Patients satisfied with the time they had to wait for an appointment	2	2	N/A	88.5%	89.8%	88.9%

* This is based on patients treated on this contract for their most recent course of treatment. Figures in italics indicate the base number of FP17s or Patient Questionnaire responses are less than 100. N/A is shown where the base number of responses is less than 10 during the period. % is calculated as Quantity/Base number*100

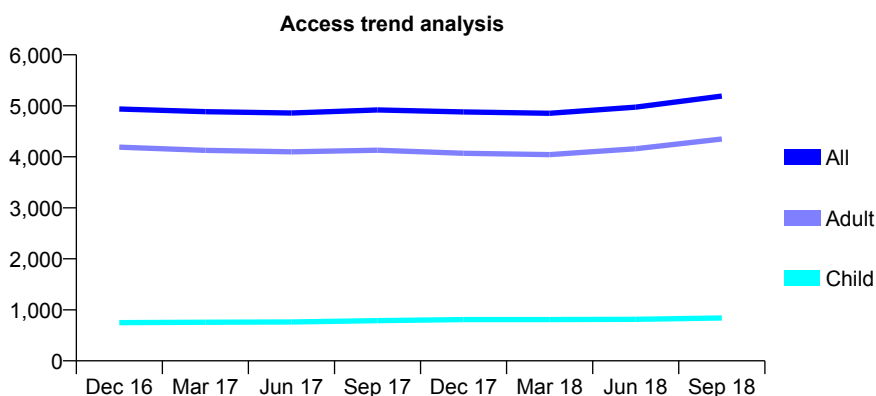
Q47 - Vital Signs At a Glance Contract Report for 724491/0002 - September 2018

Name or company name	Avondale Dental Practice
Contract type name	GDS Contract
Purpose of contract	General
Contract start date	01/04/2006
Contract end date	

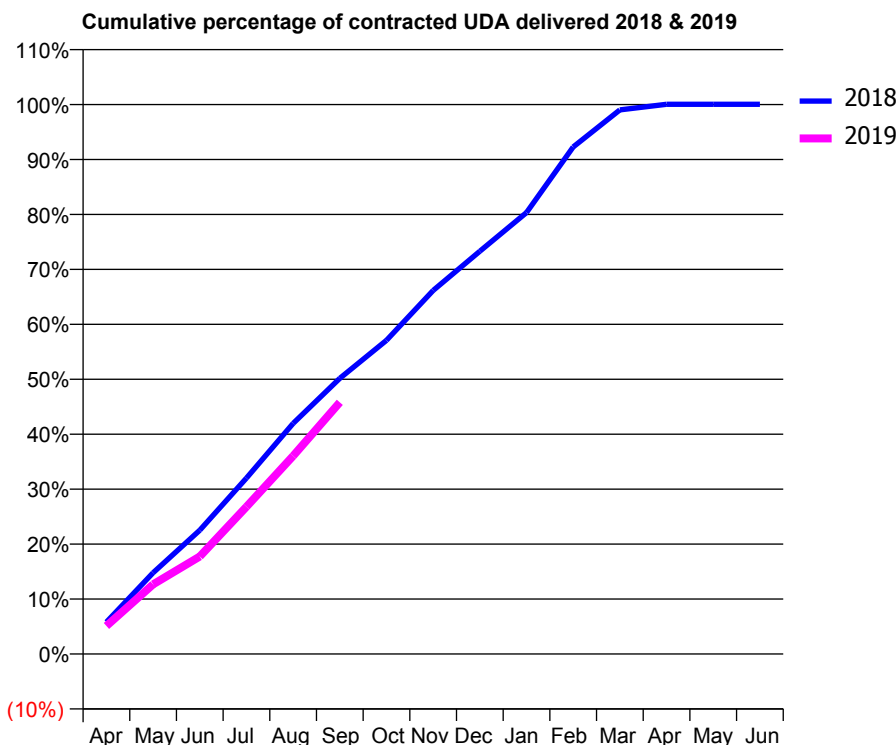
18/19 Contracted general activity (UDA)	15,203
Carry forward general activity (UDA)	0
18/19 Contracted orthodontic activity (UOA)	0
Carry forward orthodontic activity (UOA)	0
Baseline contract value	£363,487.32

ACCESS*

Patients seen in 24 months	Total	Change since previous quarter
Quarter ending September 2017	4,918	
Quarter ending December 2017	4,880	→
Quarter ending March 2018	4,853	→
Quarter ending June 2018	4,973	↑
Quarter ending September 2018	5,190	↑
Variance since September 2017	5.5%	↑



ACTIVITY



Adjusted Scheduled Activity (UDA)		
Month	2018	2019
April	884	775
May	2,249	1,927
June	3,425	2,699
July	4,868	4,076
August	6,379	5,482
September	7,628	6,963
October	8,680	
November	10,059	
December	11,142	
January	12,212	
February	14,030	
March	15,053	
April	15,211	
May	15,209	
June	15,209	

QUALITY

	Quantity	Base Number	Contract	AT	Region	England
% of FP17s for the same patient ID Re-attending within 3 months - Children	34	468	7.3%	11.6%	12.2%	11.6%
% of FP17s for the same patient ID Re-attending within 3 months - Adults	358	2,649	13.5%	15.1%	15.8%	15.5%
% of FP17s for the same patient ID Re-attending between 3 & 9 months - Children	143	468	30.6%	58.6%	60.3%	58.8%
% of FP17s for the same patient ID Re-attending between 3 & 9 months - Adults	828	2,649	31.3%	51.5%	53.5%	51.1%
% of FP17s for Band 1 Urgent Courses	440	3,035	14.5%	10.7%	9.1%	9.0%
% of FP17s Relating to Free Repair or Replacements	59	3,035	1.9%	0.9%	1.0%	0.8%
% of FP17s Relating to Continuations	34	3,035	1.1%	0.9%	1.0%	0.9%
% of Patients satisfied with the dentistry they have received	4	5	N/A	93.2%	93.6%	93.3%
% of Patients satisfied with the time they had to wait for an appointment	4	5	N/A	88.5%	89.8%	88.9%

* This is based on patients treated on this contract for their most recent course of treatment. Figures in italics indicate the base number of FP17s or Patient Questionnaire responses are less than 100. N/A is shown where the base number of responses is less than 10 during the period. % is calculated as Quantity/Base number*100

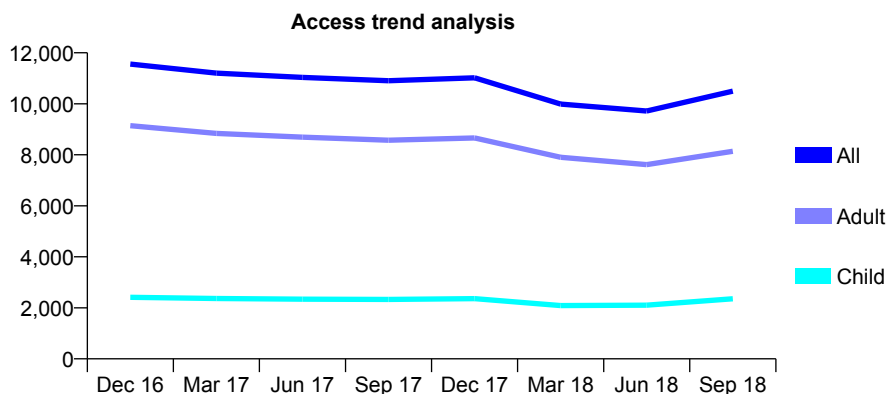
Q47 - Vital Signs At a Glance Contract Report for 724491/0003 - September 2018

Name or company name	Cavendish Dental Practice
Contract type name	GDS Contract
Purpose of contract	General
Contract start date	01/04/2006
Contract end date	

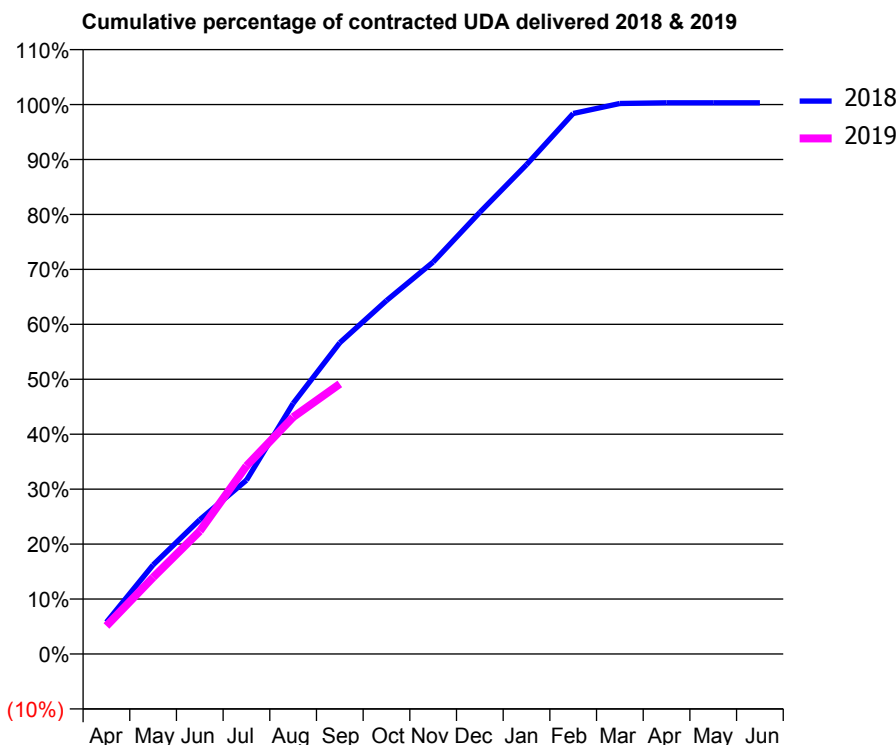
18/19 Contracted general activity (UDA)	33,996
Carry forward general activity (UDA)	0
18/19 Contracted orthodontic activity (UOA)	0
Carry forward orthodontic activity (UOA)	0
Baseline contract value	£965,640.85

ACCESS*

Patients seen in 24 months	Total	Change since previous quarter
Quarter ending September 2017	10,903	
Quarter ending December 2017	11,018	→
Quarter ending March 2018	9,991	↓
Quarter ending June 2018	9,720	↓
Quarter ending September 2018	10,497	↑
Variance since September 2017	(3.7%)	↓



ACTIVITY



Month	Adjusted Scheduled Activity (UDA)	
	2018	2019
April	1,969	1,737
May	5,514	4,737
June	8,313	7,600
July	10,751	11,635
August	15,502	14,657
September	19,258	16,710
October	21,868	
November	24,252	
December	27,329	
January	30,275	
February	33,441	
March	34,062	
April	34,101	
May	34,099	
June	34,099	

QUALITY

	Quantity	Base Number	Contract	AT	Region	England
% of FP17s for the same patient ID Re-attending within 3 months - Children	89	2,095	4.2%	11.6%	12.2%	11.6%
% of FP17s for the same patient ID Re-attending within 3 months - Adults	409	5,679	7.2%	15.1%	15.8%	15.5%
% of FP17s for the same patient ID Re-attending between 3 & 9 months - Children	1,168	2,095	55.8%	58.6%	60.3%	58.8%
% of FP17s for the same patient ID Re-attending between 3 & 9 months - Adults	2,417	5,679	42.6%	51.5%	53.5%	51.1%
% of FP17s for Band 1 Urgent Courses	446	7,769	5.7%	10.7%	9.1%	9.0%
% of FP17s Relating to Free Repair or Replacements	38	7,769	0.5%	0.9%	1.0%	0.8%
% of FP17s Relating to Continuations	10	7,769	0.1%	0.9%	1.0%	0.9%
% of Patients satisfied with the dentistry they have received	9	9	N/A	93.2%	93.6%	93.3%
% of Patients satisfied with the time they had to wait for an appointment	9	9	N/A	88.5%	89.8%	88.9%

* This is based on patients treated on this contract for their most recent course of treatment. Figures in italics indicate the base number of FP17s or Patient Questionnaire responses are less than 100. N/A is shown where the base number of responses is less than 10 during the period. % is calculated as Quantity/Base number*100

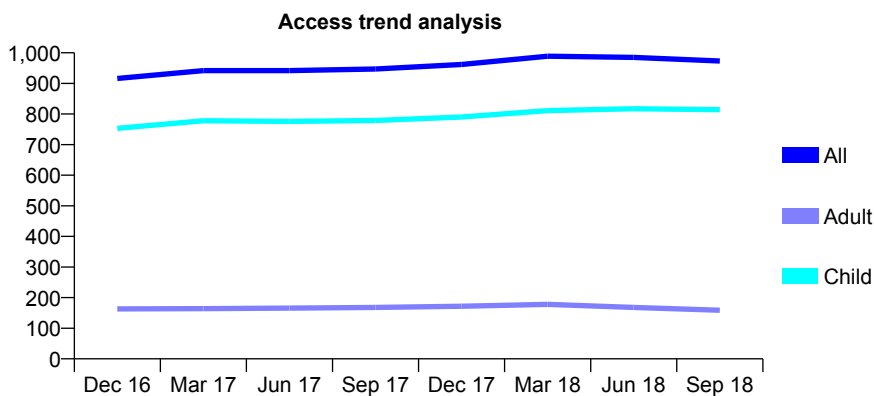
Q47 - Vital Signs At a Glance Contract Report for 729272/0001 - September 2018

Name or company name	Towngate Dental Surgery
Contract type name	GDS Contract
Purpose of contract	General
Contract start date	01/04/2006
Contract end date	

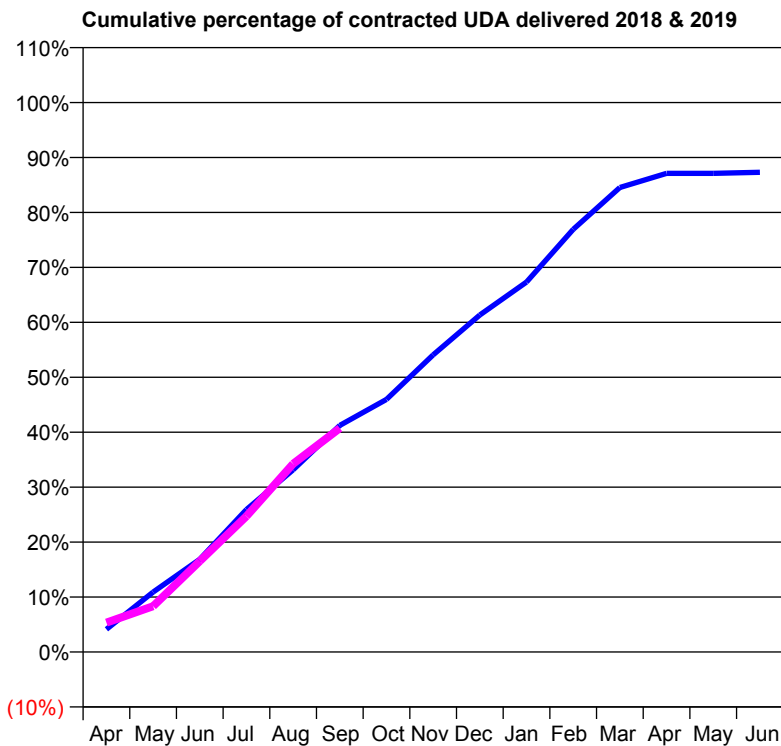
18/19 Contracted general activity (UDA)	2,485
Carry forward general activity (UDA)	0
18/19 Contracted orthodontic activity (UOA)	0
Carry forward orthodontic activity (UOA)	0
Baseline contract value	£56,436.53

ACCESS*

Patients seen in 24 months	Total	Change since previous quarter
Quarter ending September 2017	947	
Quarter ending December 2017	962	→
Quarter ending March 2018	989	↑
Quarter ending June 2018	985	→
Quarter ending September 2018	973	↓
Variance since September 2017	2.7%	↑



ACTIVITY



Month	Adjusted Scheduled Activity (UDA)	
	2018	2019
April	103	133
May	271	207
June	420	411
July	644	614
August	824	851
September	1,025	1,012
October	1,142	
November	1,344	
December	1,524	
January	1,673	
February	1,911	
March	2,100	
April	2,165	
May	2,165	
June	2,170	

QUALITY

	Quantity	Base Number	Contract	AT	Region	England
% of FP17s for the same patient ID Re-attending within 3 months - Children	61	641	9.5%	11.6%	12.2%	11.6%
% of FP17s for the same patient ID Re-attending within 3 months - Adults	17	69	24.6%	15.1%	15.8%	15.5%
% of FP17s for the same patient ID Re-attending between 3 & 9 months - Children	415	641	64.7%	58.6%	60.3%	58.8%
% of FP17s for the same patient ID Re-attending between 3 & 9 months - Adults	45	69	65.2%	51.5%	53.5%	51.1%
% of FP17s for Band 1 Urgent Courses	31	664	4.7%	10.7%	9.1%	9.0%
% of FP17s Relating to Free Repair or Replacements	0	664	0.0%	0.9%	1.0%	0.8%
% of FP17s Relating to Continuations	0	664	0.0%	0.9%	1.0%	0.9%
% of Patients satisfied with the dentistry they have received	0	0	N/A	93.2%	93.6%	93.3%
% of Patients satisfied with the time they had to wait for an appointment	0	0	N/A	88.5%	89.8%	88.9%

* This is based on patients treated on this contract for their most recent course of treatment. Figures in italics indicate the base number of FP17s or Patient Questionnaire responses are less than 100. N/A is shown where the base number of responses is less than 10 during the period. % is calculated as Quantity/Base number*100

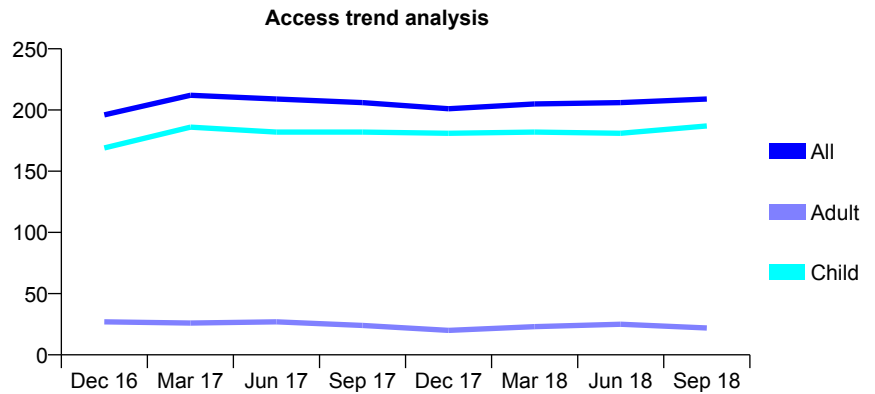
Q47 - Vital Signs At a Glance Contract Report for 731501/0001 - September 2018

Name or company name	MR MJ GLOVER
Contract type name	GDS Contract
Purpose of contract	General
Contract start date	01/04/2006
Contract end date	

18/19 Contracted general activity (UDA)	700
Carry forward general activity (UDA)	0
18/19 Contracted orthodontic activity (UOA)	0
Carry forward orthodontic activity (UOA)	0
Baseline contract value	£14,592.82

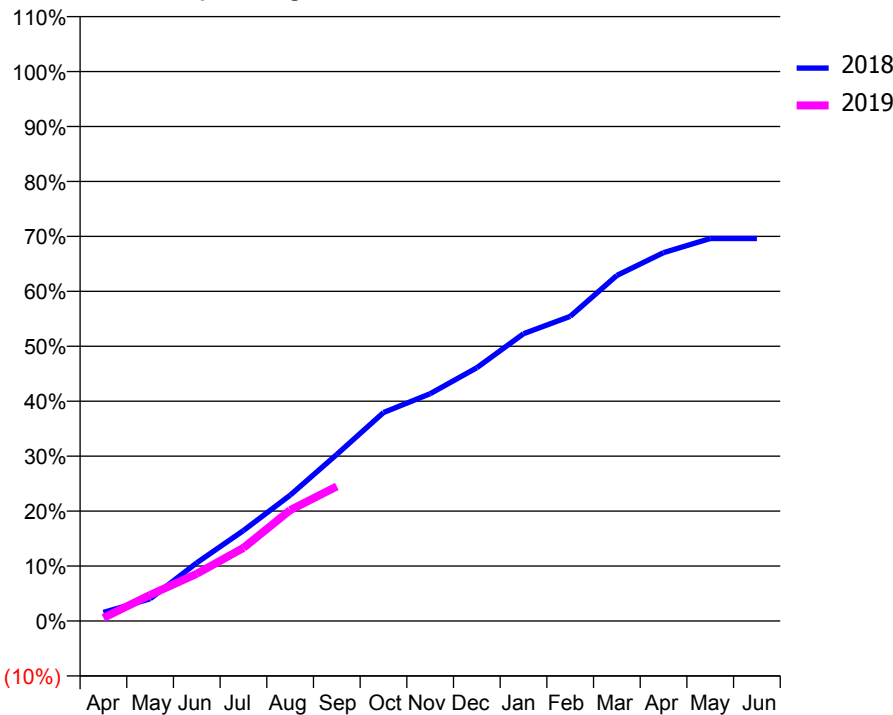
ACCESS*

Patients seen in 24 months	Total	Change since previous quarter
Quarter ending September 2017	206	
Quarter ending December 2017	201	↓
Quarter ending March 2018	205	→
Quarter ending June 2018	206	→
Quarter ending September 2018	209	→
Variance since September 2017	1.5%	→



ACTIVITY

Cumulative percentage of contracted UDA delivered 2018 & 2019



Month	Adjusted Scheduled Activity (UDA)	
	2018	2019
April	11	4
May	28	33
June	74	60
July	115	93
August	160	141
September	212	171
October	266	
November	290	
December	323	
January	366	
February	388	
March	440	
April	469	
May	487	
June	487	

QUALITY

	Quantity	Base Number	Contract	AT	Region	England
% of FP17s for the same patient ID Re-attending within 3 months - Children	8	134	6.0%	11.6%	12.2%	11.6%
% of FP17s for the same patient ID Re-attending within 3 months - Adults	0	1	0.0%	15.1%	15.8%	15.5%
% of FP17s for the same patient ID Re-attending between 3 & 9 months - Children	79	134	59.0%	58.6%	60.3%	58.8%
% of FP17s for the same patient ID Re-attending between 3 & 9 months - Adults	0	1	0.0%	51.5%	53.5%	51.1%
% of FP17s for Band 1 Urgent Courses	2	110	1.8%	10.7%	9.1%	9.0%
% of FP17s Relating to Free Repair or Replacements	0	110	0.0%	0.9%	1.0%	0.8%
% of FP17s Relating to Continuations	0	110	0.0%	0.9%	1.0%	0.9%
% of Patients satisfied with the dentistry they have received	1	1	N/A	93.2%	93.6%	93.3%
% of Patients satisfied with the time they had to wait for an appointment	1	1	N/A	88.5%	89.8%	88.9%

* This is based on patients treated on this contract for their most recent course of treatment. Figures in italics indicate the base number of FP17s or Patient Questionnaire responses are less than 100. N/A is shown where the base number of responses is less than 10 during the period. % is calculated as Quantity/Base number*100

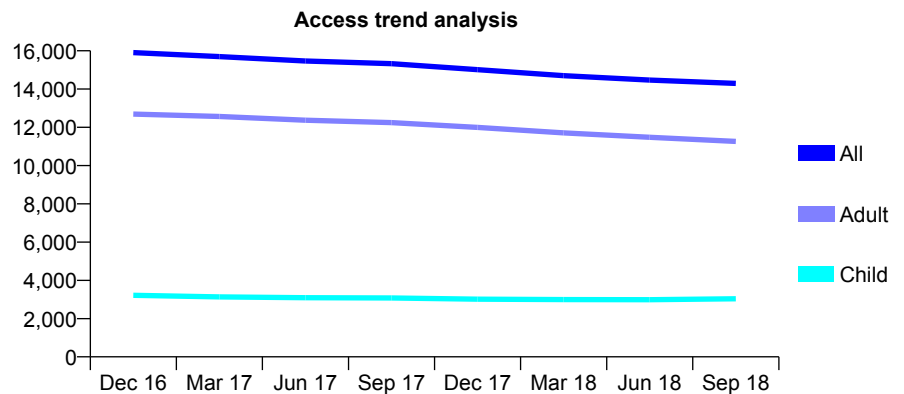
Q47 - Vital Signs At a Glance Contract Report for 732141/0001 - September 2018

Name or company name	Mr Martin Kenyon and Mr Peter Kenyon
Contract type name	GDS Contract
Purpose of contract	General
Contract start date	01/04/2006
Contract end date	

18/19 Contracted general activity (UDA)	45,968
Carry forward general activity (UDA)	0
18/19 Contracted orthodontic activity (UOA)	0
Carry forward orthodontic activity (UOA)	0
Baseline contract value	£1,680,217.84

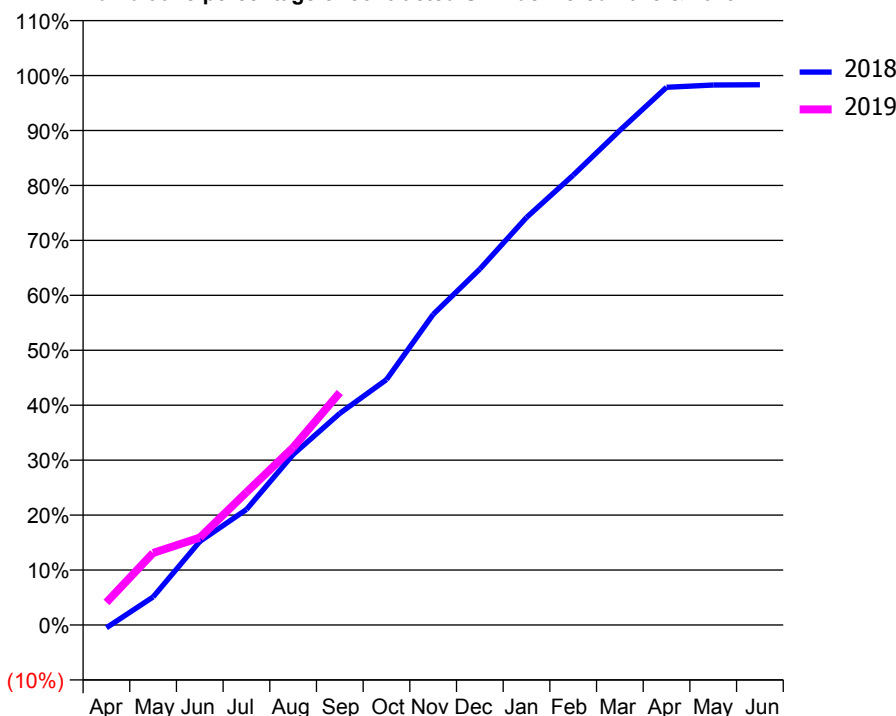
ACCESS*

Patients seen in 24 months	Total	Change since previous quarter
Quarter ending September 2017	15,324	
Quarter ending December 2017	15,011	↓
Quarter ending March 2018	14,702	↓
Quarter ending June 2018	14,471	↓
Quarter ending September 2018	14,295	↓
Variance since September 2017	(6.7%)	↓



ACTIVITY

Cumulative percentage of contracted UDA delivered 2018 & 2019



Month	Adjusted Scheduled Activity (UDA)	
	2018	2019
April	-241	1,885
May	2,353	6,032
June	6,994	7,310
July	9,669	11,104
August	14,259	14,855
September	17,714	19,446
October	20,530	
November	25,989	
December	29,783	
January	34,094	
February	37,634	
March	41,376	
April	44,984	
May	45,178	
June	45,191	

QUALITY

	Quantity	Base Number	Contract	AT	Region	England
% of FP17s for the same patient ID Re-attending within 3 months - Children	196	2,498	7.8%	11.6%	12.2%	11.6%
% of FP17s for the same patient ID Re-attending within 3 months - Adults	899	8,487	10.6%	15.1%	15.8%	15.5%
% of FP17s for the same patient ID Re-attending between 3 & 9 months - Children	1,577	2,498	63.1%	58.6%	60.3%	58.8%
% of FP17s for the same patient ID Re-attending between 3 & 9 months - Adults	5,233	8,487	61.7%	51.5%	53.5%	51.1%
% of FP17s for Band 1 Urgent Courses	283	9,215	3.1%	10.7%	9.1%	9.0%
% of FP17s Relating to Free Repair or Replacements	36	9,215	0.4%	0.9%	1.0%	0.8%
% of FP17s Relating to Continuations	185	9,215	2.0%	0.9%	1.0%	0.9%
% of Patients satisfied with the dentistry they have received	23	24	95.8%	93.2%	93.6%	93.3%
% of Patients satisfied with the time they had to wait for an appointment	21	24	87.5%	88.5%	89.8%	88.9%

* This is based on patients treated on this contract for their most recent course of treatment. Figures in italics indicate the base number of FP17s or Patient Questionnaire responses are less than 100. N/A is shown where the base number of responses is less than 10 during the period. % is calculated as Quantity/Base number*100

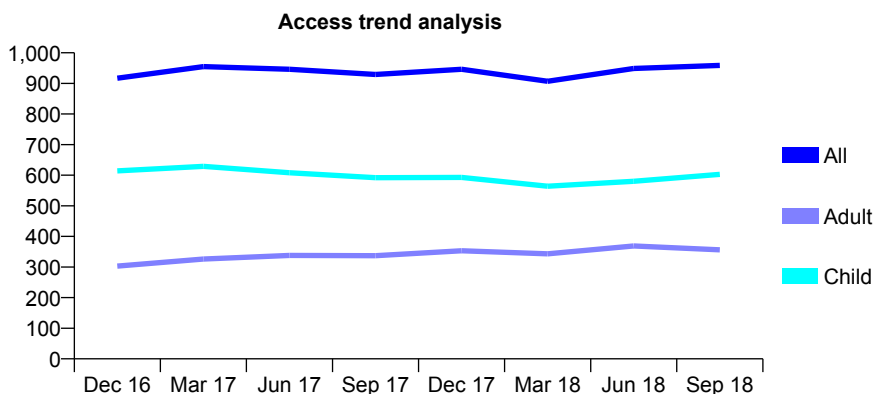
Q47 - Vital Signs At a Glance Contract Report for 736554/0001 - September 2018

Name or company name	Mill Hill Dental Practice
Contract type name	GDS Contract
Purpose of contract	General
Contract start date	01/04/2006
Contract end date	

18/19 Contracted general activity (UDA)	3,000
Carry forward general activity (UDA)	0
18/19 Contracted orthodontic activity (UOA)	0
Carry forward orthodontic activity (UOA)	0
Baseline contract value	£71,613.28

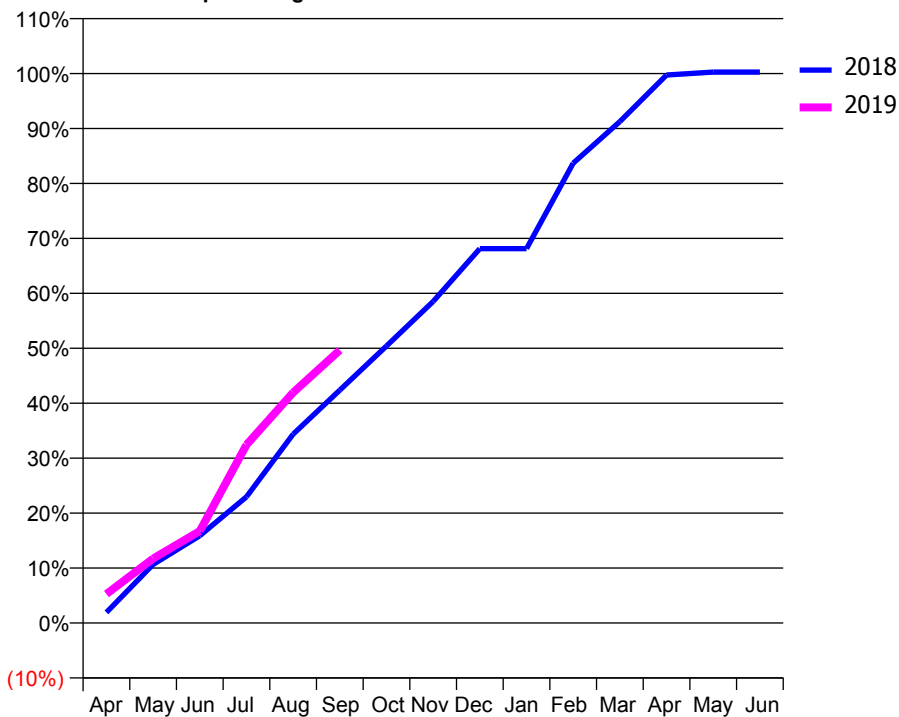
ACCESS*

Patients seen in 24 months	Total	Change since previous quarter
Quarter ending September 2017	929	
Quarter ending December 2017	946	→
Quarter ending March 2018	907	↓
Quarter ending June 2018	949	↑
Quarter ending September 2018	959	→
Variance since September 2017	3.2%	↑



ACTIVITY

Cumulative percentage of contracted UDA delivered 2018 & 2019



Adjusted Scheduled Activity (UDA)		
Month	2018	2019
April	58	158
May	320	352
June	477	502
July	689	973
August	1,031	1,258
September	1,271	1,490
October	1,513	
November	1,755	
December	2,044	
January	2,044	
February	2,511	
March	2,738	
April	2,992	
May	3,008	
June	3,008	

QUALITY

	Quantity	Base Number	Contract	AT	Region	England
% of FP17s for the same patient ID Re-attending within 3 months - Children	59	578	10.2%	11.6%	12.2%	11.6%
% of FP17s for the same patient ID Re-attending within 3 months - Adults	31	173	17.9%	15.1%	15.8%	15.5%
% of FP17s for the same patient ID Re-attending between 3 & 9 months - Children	321	578	55.5%	58.6%	60.3%	58.8%
% of FP17s for the same patient ID Re-attending between 3 & 9 months - Adults	55	173	31.8%	51.5%	53.5%	51.1%
% of FP17s for Band 1 Urgent Courses	34	665	5.1%	10.7%	9.1%	9.0%
% of FP17s Relating to Free Repair or Replacements	1	665	0.2%	0.9%	1.0%	0.8%
% of FP17s Relating to Continuations	3	665	0.5%	0.9%	1.0%	0.9%
% of Patients satisfied with the dentistry they have received	0	0	N/A	93.2%	93.6%	93.3%
% of Patients satisfied with the time they had to wait for an appointment	0	0	N/A	88.5%	89.8%	88.9%

* This is based on patients treated on this contract for their most recent course of treatment. Figures in italics indicate the base number of FP17s or Patient Questionnaire responses are less than 100. N/A is shown where the base number of responses is less than 10 during the period. % is calculated as Quantity/Base number*100

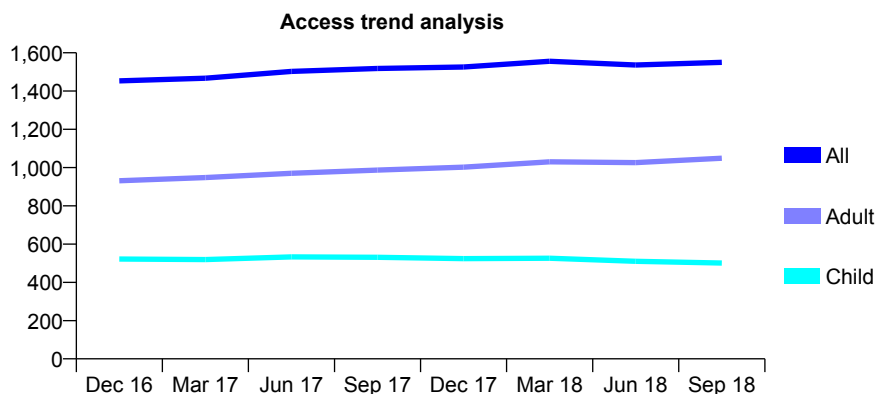
Q47 - Vital Signs At a Glance Contract Report for 739693/0001 - September 2018

Name or company name	MR JC LORD
Contract type name	GDS Contract
Purpose of contract	General
Contract start date	01/04/2006
Contract end date	

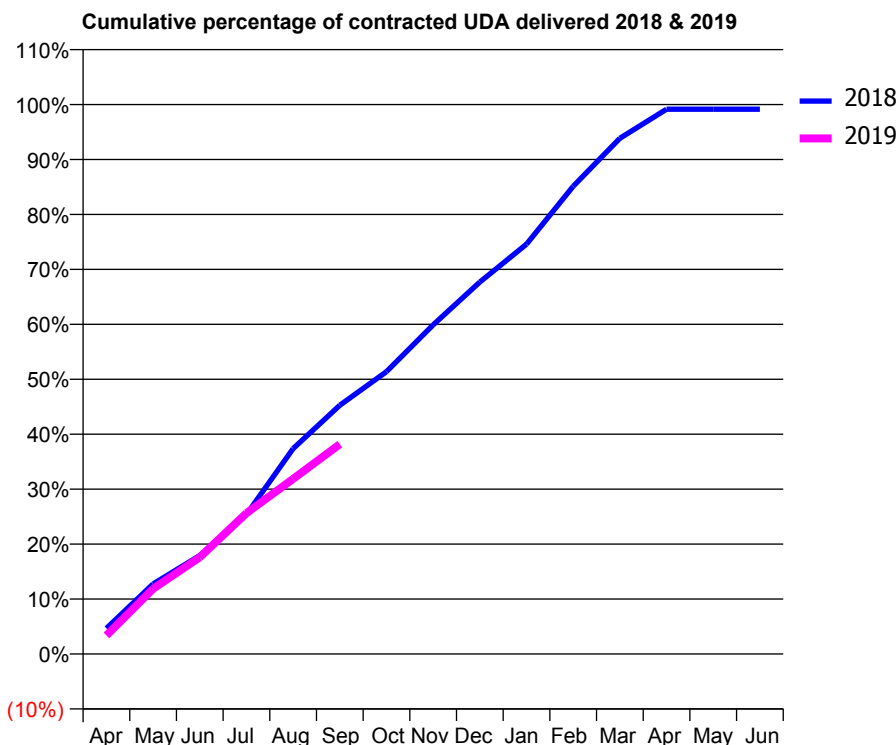
18/19 Contracted general activity (UDA)	1,760
Carry forward general activity (UDA)	0
18/19 Contracted orthodontic activity (UOA)	0
Carry forward orthodontic activity (UOA)	0
Baseline contract value	£42,173.25

ACCESS*

Patients seen in 24 months	Total	Change since previous quarter
Quarter ending September 2017	1,518	
Quarter ending December 2017	1,526	→
Quarter ending March 2018	1,556	→
Quarter ending June 2018	1,536	↓
Quarter ending September 2018	1,550	→
Variance since September 2017	2.1%	↑



ACTIVITY



Adjusted Scheduled Activity (UDA)		
Month	2018	2019
April	82	60
May	225	209
June	316	310
July	447	451
August	658	561
September	797	672
October	904	
November	1,054	
December	1,191	
January	1,313	
February	1,498	
March	1,652	
April	1,745	
May	1,745	
June	1,745	

QUALITY

	Quantity	Base Number	Contract	AT	Region	England
% of FP17s for the same patient ID Re-attending within 3 months - Children	18	327	5.5%	11.6%	12.2%	11.6%
% of FP17s for the same patient ID Re-attending within 3 months - Adults	69	673	10.3%	15.1%	15.8%	15.5%
% of FP17s for the same patient ID Re-attending between 3 & 9 months - Children	132	327	40.4%	58.6%	60.3%	58.8%
% of FP17s for the same patient ID Re-attending between 3 & 9 months - Adults	326	673	48.4%	51.5%	53.5%	51.1%
% of FP17s for Band 1 Urgent Courses	20	424	4.7%	10.7%	9.1%	9.0%
% of FP17s Relating to Free Repair or Replacements	0	424	0.0%	0.9%	1.0%	0.8%
% of FP17s Relating to Continuations	3	424	0.7%	0.9%	1.0%	0.9%
% of Patients satisfied with the dentistry they have received	1	1	N/A	93.2%	93.6%	93.3%
% of Patients satisfied with the time they had to wait for an appointment	1	1	N/A	88.5%	89.8%	88.9%

* This is based on patients treated on this contract for their most recent course of treatment. Figures in italics indicate the base number of FP17s or Patient Questionnaire responses are less than 100. N/A is shown where the base number of responses is less than 10 during the period. % is calculated as Quantity/Base number*100

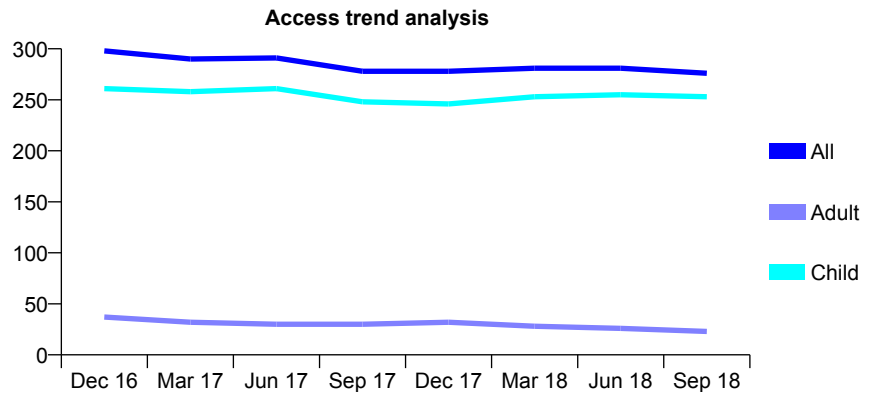
Q47 - Vital Signs At a Glance Contract Report for 740756/0002 - September 2018

Name or company name	MR MP COYLE
Contract type name	GDS Contract
Purpose of contract	General
Contract start date	01/04/2012
Contract end date	

18/19 Contracted general activity (UDA)	1,400
Carry forward general activity (UDA)	0
18/19 Contracted orthodontic activity (UOA)	0
Carry forward orthodontic activity (UOA)	0
Baseline contract value	£32,086.35

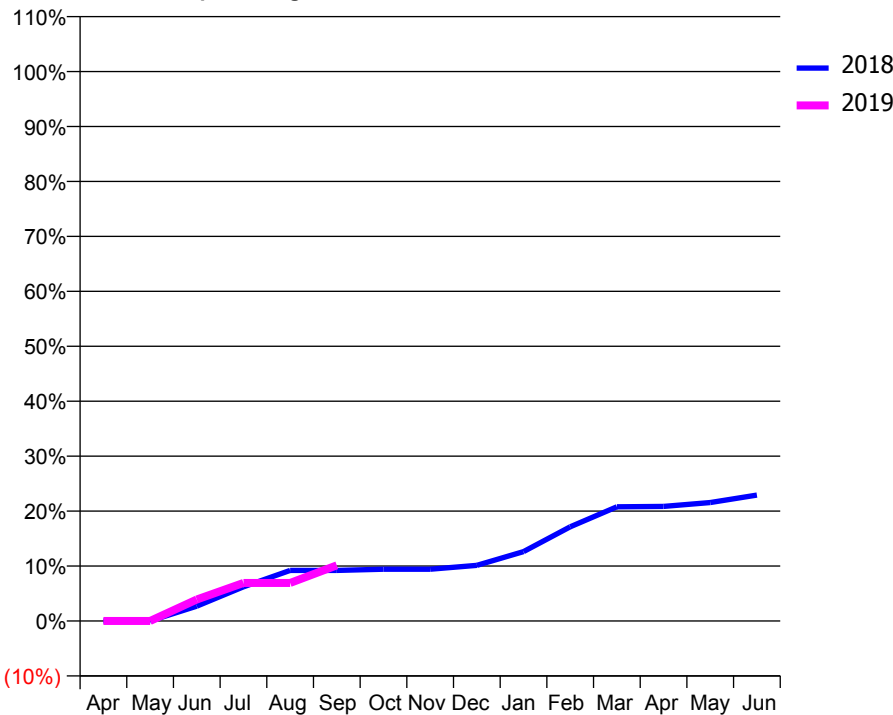
ACCESS*

Patients seen in 24 months	Total	Change since previous quarter
Quarter ending September 2017	278	
Quarter ending December 2017	278	→
Quarter ending March 2018	281	→
Quarter ending June 2018	281	→
Quarter ending September 2018	276	↓
Variance since September 2017	(0.7%)	→



ACTIVITY

Cumulative percentage of contracted UDA delivered 2018 & 2019



Month	Adjusted Scheduled Activity (UDA)	
	2018	2019
April	0	0
May	0	0
June	38	55
July	87	97
August	129	97
September	129	142
October	132	
November	132	
December	142	
January	177	
February	240	
March	291	
April	292	
May	302	
June	321	

QUALITY

	Quantity	Base Number	Contract	AT	Region	England
% of FP17s for the same patient ID Re-attending within 3 months - Children	6	145	4.1%	11.6%	12.2%	11.6%
% of FP17s for the same patient ID Re-attending within 3 months - Adults	0	1	0.0%	15.1%	15.8%	15.5%
% of FP17s for the same patient ID Re-attending between 3 & 9 months - Children	74	145	51.0%	58.6%	60.3%	58.8%
% of FP17s for the same patient ID Re-attending between 3 & 9 months - Adults	1	1	100.0%	51.5%	53.5%	51.1%
% of FP17s for Band 1 Urgent Courses	0	103	0.0%	10.7%	9.1%	9.0%
% of FP17s Relating to Free Repair or Replacements	0	103	0.0%	0.9%	1.0%	0.8%
% of FP17s Relating to Continuations	0	103	0.0%	0.9%	1.0%	0.9%
% of Patients satisfied with the dentistry they have received	0	0	N/A	93.2%	93.6%	93.3%
% of Patients satisfied with the time they had to wait for an appointment	0	0	N/A	88.5%	89.8%	88.9%

* This is based on patients treated on this contract for their most recent course of treatment. Figures in italics indicate the base number of FP17s or Patient Questionnaire responses are less than 100. N/A is shown where the base number of responses is less than 10 during the period. % is calculated as Quantity/Base number*100

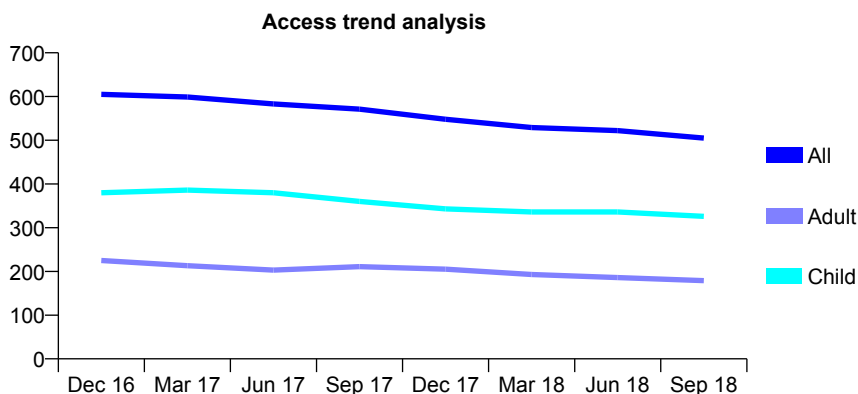
Q47 - Vital Signs At a Glance Contract Report for 741493/0001 - September 2018

Name or company name	MISS IE GOTT
Contract type name	GDS Contract
Purpose of contract	General
Contract start date	01/04/2006
Contract end date	

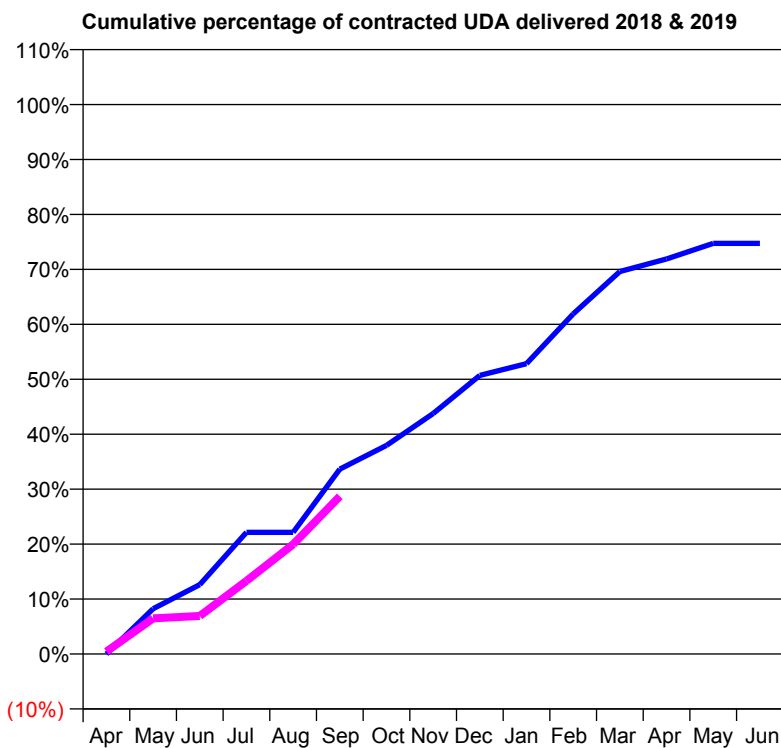
18/19 Contracted general activity (UDA)	1,370
Carry forward general activity (UDA)	0
18/19 Contracted orthodontic activity (UOA)	0
Carry forward orthodontic activity (UOA)	0
Baseline contract value	£29,083.73

ACCESS*

Patients seen in 24 months	Total	Change since previous quarter
Quarter ending September 2017	571	
Quarter ending December 2017	548	↓
Quarter ending March 2018	529	↓
Quarter ending June 2018	522	↓
Quarter ending September 2018	505	↓
Variance since September 2017	(11.6%)	↓



ACTIVITY



Adjusted Scheduled Activity (UDA)		
Month	2018	2019
April	0	6
May	113	89
June	173	95
July	303	182
August	303	273
September	461	393
October	520	
November	600	
December	695	
January	724	
February	848	
March	954	
April	985	
May	1,024	
June	1,024	

QUALITY

	Quantity	Base Number	Contract	AT	Region	England
% of FP17s for the same patient ID Re-attending within 3 months - Children	15	208	7.2%	11.6%	12.2%	11.6%
% of FP17s for the same patient ID Re-attending within 3 months - Adults	8	67	11.9%	15.1%	15.8%	15.5%
% of FP17s for the same patient ID Re-attending between 3 & 9 months - Children	100	208	48.1%	58.6%	60.3%	58.8%
% of FP17s for the same patient ID Re-attending between 3 & 9 months - Adults	29	67	43.3%	51.5%	53.5%	51.1%
% of FP17s for Band 1 Urgent Courses	10	237	4.2%	10.7%	9.1%	9.0%
% of FP17s Relating to Free Repair or Replacements	0	237	0.0%	0.9%	1.0%	0.8%
% of FP17s Relating to Continuations	0	237	0.0%	0.9%	1.0%	0.9%
% of Patients satisfied with the dentistry they have received	0	0	N/A	93.2%	93.6%	93.3%
% of Patients satisfied with the time they had to wait for an appointment	0	0	N/A	88.5%	89.8%	88.9%

* This is based on patients treated on this contract for their most recent course of treatment. Figures in italics indicate the base number of FP17s or Patient Questionnaire responses are less than 100. N/A is shown where the base number of responses is less than 10 during the period. % is calculated as Quantity/Base number*100

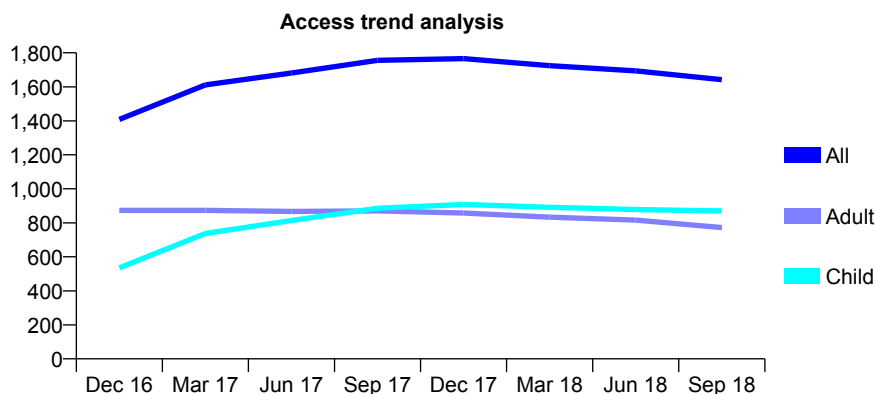
Q47 - Vital Signs At a Glance Contract Report for 743313/0002 - September 2018

Name or company name	Mr David Melia and Mr Christopher Reid
Contract type name	GDS Contract
Purpose of contract	General
Contract start date	15/06/2013
Contract end date	

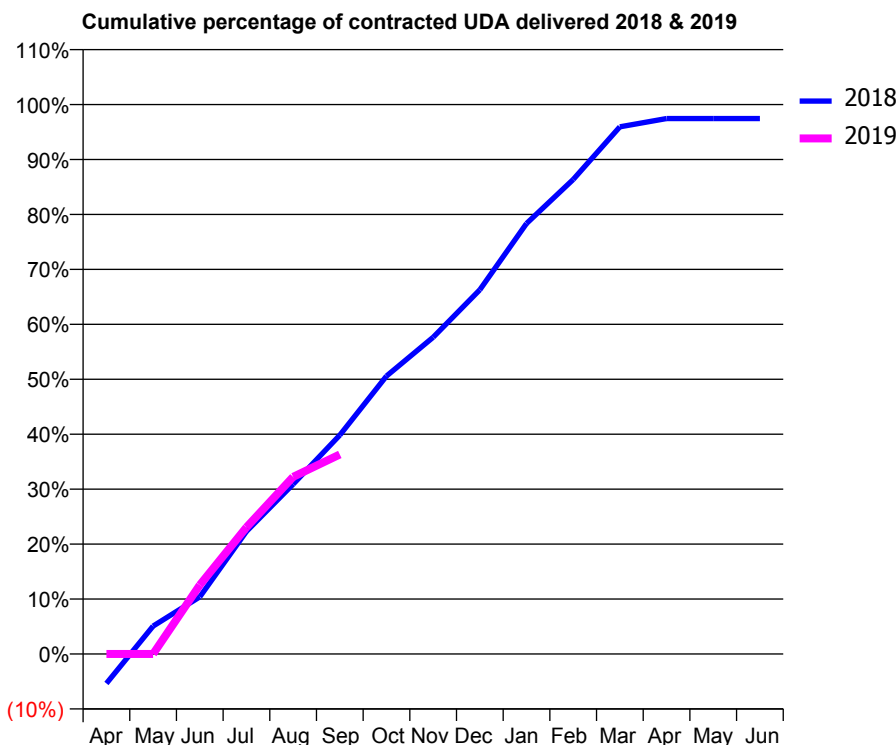
18/19 Contracted general activity (UDA)	3,246
Carry forward general activity (UDA)	0
18/19 Contracted orthodontic activity (UOA)	0
Carry forward orthodontic activity (UOA)	0
Baseline contract value	£75,189.51

ACCESS*

Patients seen in 24 months	Total	Change since previous quarter
Quarter ending September 2017	1,756	
Quarter ending December 2017	1,766	→
Quarter ending March 2018	1,724	↓
Quarter ending June 2018	1,694	↓
Quarter ending September 2018	1,642	↓
Variance since September 2017	(6.5%)	↓



ACTIVITY



Month	Adjusted Scheduled Activity (UDA)	
	2018	2019
April	-175	0
May	165	0
June	337	408
July	725	749
August	1,003	1,046
September	1,293	1,179
October	1,642	
November	1,871	
December	2,152	
January	2,543	
February	2,803	
March	3,114	
April	3,163	
May	3,163	
June	3,163	

QUALITY

	Quantity	Base Number	Contract	AT	Region	England
% of FP17s for the same patient ID Re-attending within 3 months - Children	27	508	5.3%	11.6%	12.2%	11.6%
% of FP17s for the same patient ID Re-attending within 3 months - Adults	41	315	13.0%	15.1%	15.8%	15.5%
% of FP17s for the same patient ID Re-attending between 3 & 9 months - Children	257	508	50.6%	58.6%	60.3%	58.8%
% of FP17s for the same patient ID Re-attending between 3 & 9 months - Adults	145	315	46.0%	51.5%	53.5%	51.1%
% of FP17s for Band 1 Urgent Courses	60	786	7.6%	10.7%	9.1%	9.0%
% of FP17s Relating to Free Repair or Replacements	1	786	0.1%	0.9%	1.0%	0.8%
% of FP17s Relating to Continuations	2	786	0.3%	0.9%	1.0%	0.9%
% of Patients satisfied with the dentistry they have received	1	1	N/A	93.2%	93.6%	93.3%
% of Patients satisfied with the time they had to wait for an appointment	1	1	N/A	88.5%	89.8%	88.9%

* This is based on patients treated on this contract for their most recent course of treatment. Figures in italics indicate the base number of FP17s or Patient Questionnaire responses are less than 100. N/A is shown where the base number of responses is less than 10 during the period. % is calculated as Quantity/Base number*100

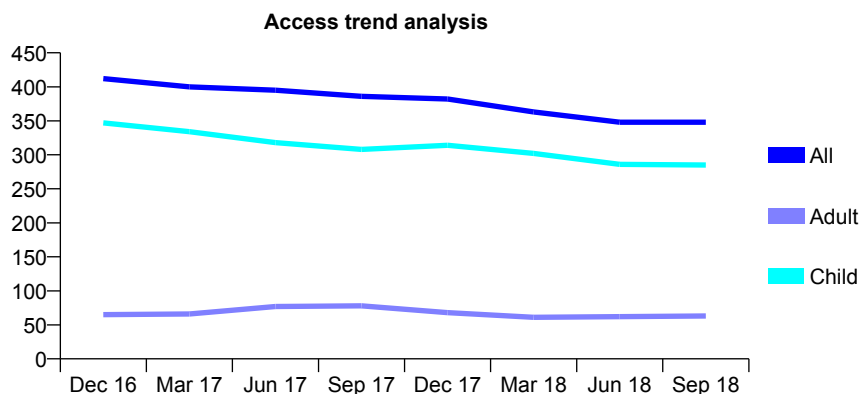
Q47 - Vital Signs At a Glance Contract Report for 745219/0001 - September 2018

Name or company name	MR BA MCLOUGHLIN
Contract type name	GDS Contract
Purpose of contract	General
Contract start date	01/04/2006
Contract end date	

18/19 Contracted general activity (UDA)	1,500
Carry forward general activity (UDA)	0
18/19 Contracted orthodontic activity (UOA)	0
Carry forward orthodontic activity (UOA)	0
Baseline contract value	£35,862.42

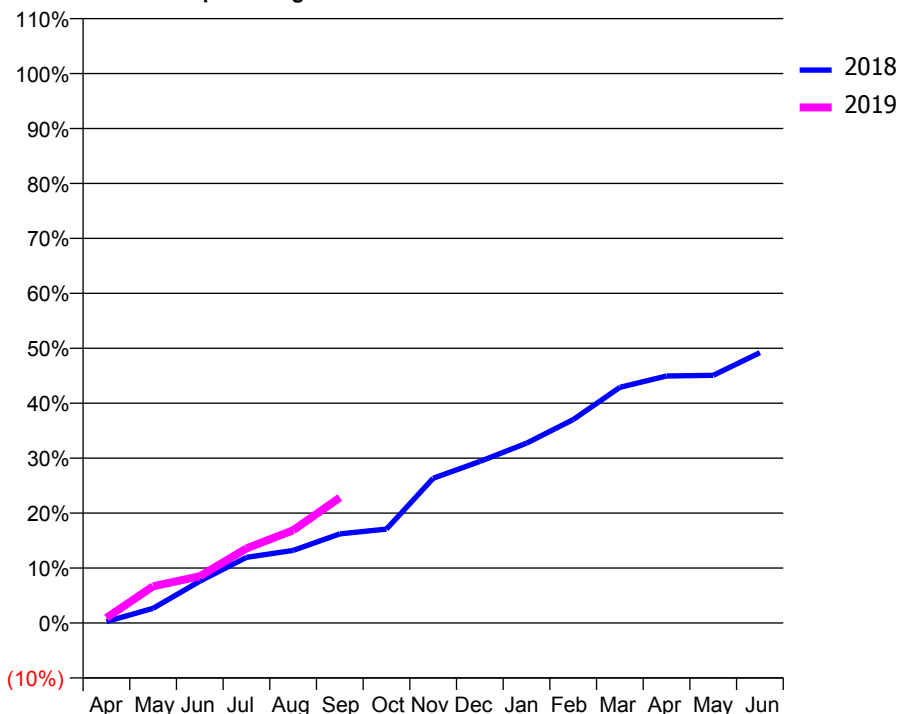
ACCESS*

Patients seen in 24 months	Total	Change since previous quarter
Quarter ending September 2017	386	
Quarter ending December 2017	382	↓
Quarter ending March 2018	363	↓
Quarter ending June 2018	348	↓
Quarter ending September 2018	348	→
Variance since September 2017	(9.8%)	↓



ACTIVITY

Cumulative percentage of contracted UDA delivered 2018 & 2019



Adjusted Scheduled Activity (UDA)

Month	2018	2019
April	4	14
May	40	100
June	114	128
July	179	204
August	198	253
September	243	342
October	257	
November	395	
December	441	
January	491	
February	555	
March	643	
April	674	
May	676	
June	738	

QUALITY

	Quantity	Base Number	Contract	AT	Region	England
% of FP17s for the same patient ID Re-attending within 3 months - Children	38	289	13.1%	11.6%	12.2%	11.6%
% of FP17s for the same patient ID Re-attending within 3 months - Adults	0	0	N/A	15.1%	15.8%	15.5%
% of FP17s for the same patient ID Re-attending between 3 & 9 months - Children	195	289	67.5%	58.6%	60.3%	58.8%
% of FP17s for the same patient ID Re-attending between 3 & 9 months - Adults	0	0	N/A	51.5%	53.5%	51.1%
% of FP17s for Band 1 Urgent Courses	6	263	2.3%	10.7%	9.1%	9.0%
% of FP17s Relating to Free Repair or Replacements	0	263	0.0%	0.9%	1.0%	0.8%
% of FP17s Relating to Continuations	0	263	0.0%	0.9%	1.0%	0.9%
% of Patients satisfied with the dentistry they have received	0	0	N/A	93.2%	93.6%	93.3%
% of Patients satisfied with the time they had to wait for an appointment	0	0	N/A	88.5%	89.8%	88.9%

* This is based on patients treated on this contract for their most recent course of treatment. Figures in italics indicate the base number of FP17s or Patient Questionnaire responses are less than 100. N/A is shown where the base number of responses is less than 10 during the period. % is calculated as Quantity/Base number*100

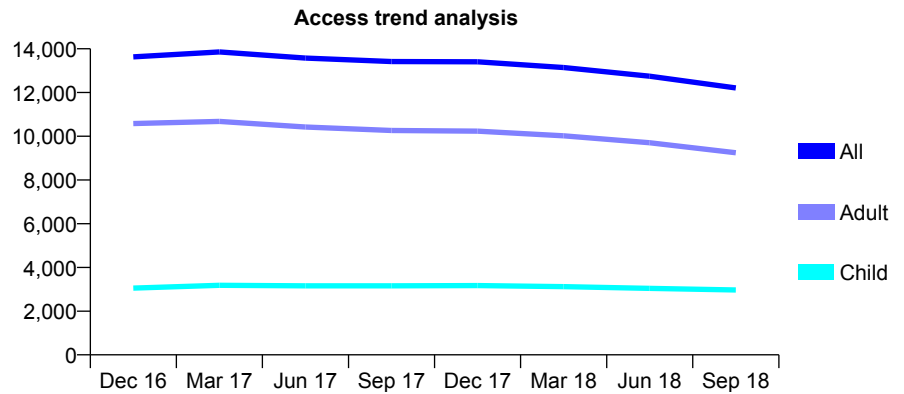
Q47 - Vital Signs At a Glance Contract Report for 746088/0001 - September 2018

Name or company name	MISS JM FORDE
Contract type name	GDS Contract
Purpose of contract	General
Contract start date	01/04/2006
Contract end date	

18/19 Contracted general activity (UDA)	37,842
Carry forward general activity (UDA)	0
18/19 Contracted orthodontic activity (UOA)	0
Carry forward orthodontic activity (UOA)	0
Baseline contract value	£926,377.76

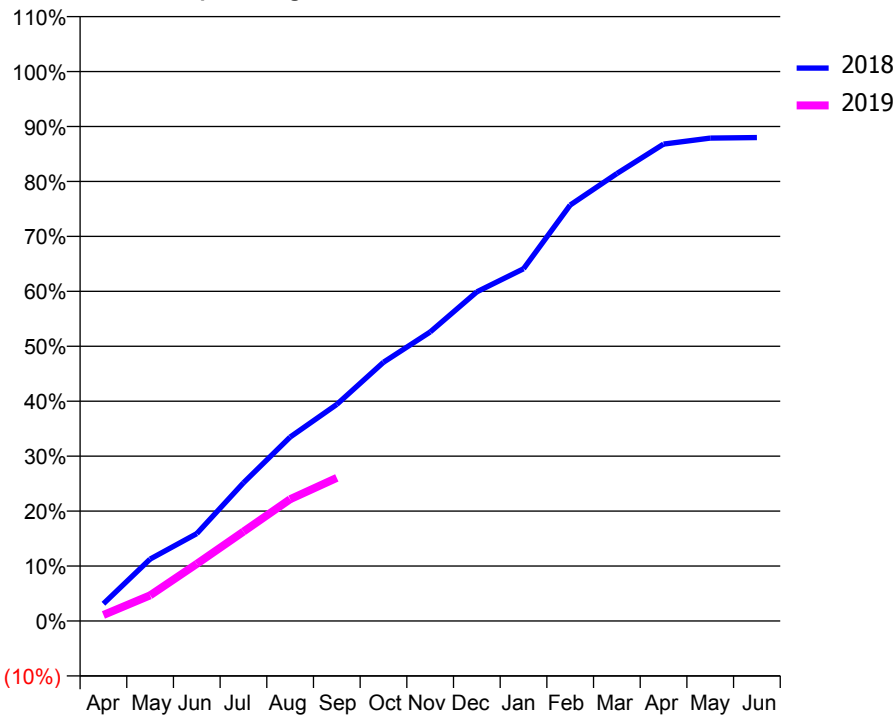
ACCESS*

Patients seen in 24 months	Total	Change since previous quarter
Quarter ending September 2017	13,420	
Quarter ending December 2017	13,403	→
Quarter ending March 2018	13,145	↓
Quarter ending June 2018	12,744	↓
Quarter ending September 2018	12,211	↓
Variance since September 2017	(9.0%)	↓



ACTIVITY

Cumulative percentage of contracted UDA delivered 2018 & 2019



Month	Adjusted Scheduled Activity (UDA)	
	2018	2019
April	1,193	420
May	4,263	1,771
June	6,016	3,934
July	9,519	6,154
August	12,667	8,386
September	14,915	9,854
October	17,819	
November	19,902	
December	22,668	
January	24,256	
February	28,644	
March	30,818	
April	32,842	
May	33,261	
June	33,297	

QUALITY

	Quantity	Base Number	Contract	AT	Region	England
% of FP17s for the same patient ID Re-attending within 3 months - Children	85	1,695	5.0%	11.6%	12.2%	11.6%
% of FP17s for the same patient ID Re-attending within 3 months - Adults	624	5,142	12.1%	15.1%	15.8%	15.5%
% of FP17s for the same patient ID Re-attending between 3 & 9 months - Children	1,063	1,695	62.7%	58.6%	60.3%	58.8%
% of FP17s for the same patient ID Re-attending between 3 & 9 months - Adults	3,180	5,142	61.8%	51.5%	53.5%	51.1%
% of FP17s for Band 1 Urgent Courses	171	5,763	3.0%	10.7%	9.1%	9.0%
% of FP17s Relating to Free Repair or Replacements	143	5,763	2.5%	0.9%	1.0%	0.8%
% of FP17s Relating to Continuations	140	5,763	2.4%	0.9%	1.0%	0.9%
% of Patients satisfied with the dentistry they have received	3	3	N/A	93.2%	93.6%	93.3%
% of Patients satisfied with the time they had to wait for an appointment	3	3	N/A	88.5%	89.8%	88.9%

* This is based on patients treated on this contract for their most recent course of treatment. Figures in italics indicate the base number of FP17s or Patient Questionnaire responses are less than 100. N/A is shown where the base number of responses is less than 10 during the period. % is calculated as Quantity/Base number*100

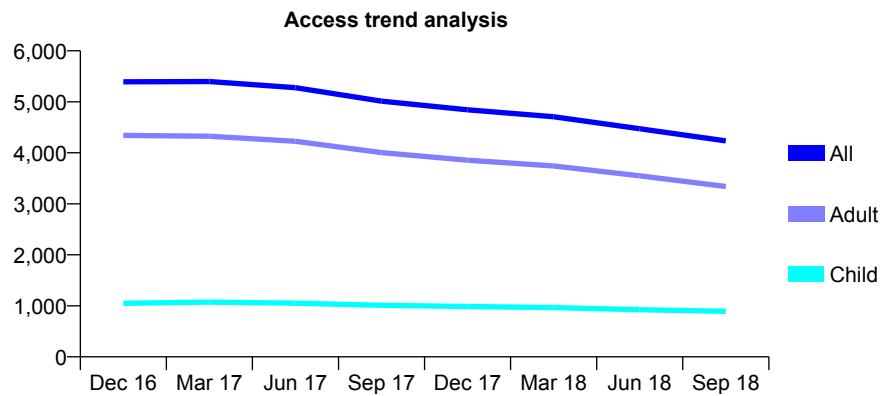
Q47 - Vital Signs At a Glance Contract Report for 746088/0002 - September 2018

Name or company name	MISS JM FORDE
Contract type name	GDS Contract
Purpose of contract	General
Contract start date	01/12/2006
Contract end date	

18/19 Contracted general activity (UDA)	14,000
Carry forward general activity (UDA)	0
18/19 Contracted orthodontic activity (UOA)	0
Carry forward orthodontic activity (UOA)	0
Baseline contract value	£334,794.37

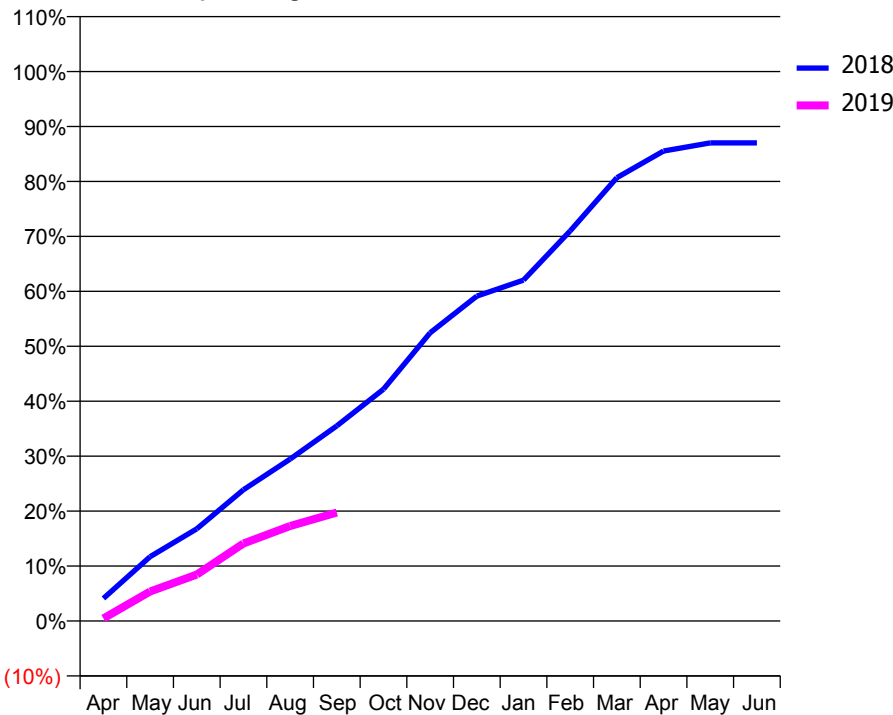
ACCESS*

Patients seen in 24 months	Total	Change since previous quarter
Quarter ending September 2017	5,014	
Quarter ending December 2017	4,843	↓
Quarter ending March 2018	4,708	↓
Quarter ending June 2018	4,473	↓
Quarter ending September 2018	4,234	↓
Variance since September 2017	(15.6%)	↓



ACTIVITY

Cumulative percentage of contracted UDA delivered 2018 & 2019



Month	Adjusted Scheduled Activity (UDA)	
	2018	2019
April	577	67
May	1,641	752
June	2,348	1,185
July	3,344	1,976
August	4,128	2,421
September	4,970	2,765
October	5,906	
November	7,345	
December	8,277	
January	8,686	
February	9,938	
March	11,294	
April	11,972	
May	12,181	
June	12,181	

QUALITY

	Quantity	Base Number	Contract	AT	Region	England
% of FP17s for the same patient ID Re-attending within 3 months - Children	36	457	7.9%	11.6%	12.2%	11.6%
% of FP17s for the same patient ID Re-attending within 3 months - Adults	230	1,579	14.6%	15.1%	15.8%	15.5%
% of FP17s for the same patient ID Re-attending between 3 & 9 months - Children	273	457	59.7%	58.6%	60.3%	58.8%
% of FP17s for the same patient ID Re-attending between 3 & 9 months - Adults	855	1,579	54.1%	51.5%	53.5%	51.1%
% of FP17s for Band 1 Urgent Courses	210	1,643	12.8%	10.7%	9.1%	9.0%
% of FP17s Relating to Free Repair or Replacements	45	1,643	2.7%	0.9%	1.0%	0.8%
% of FP17s Relating to Continuations	26	1,643	1.6%	0.9%	1.0%	0.9%
% of Patients satisfied with the dentistry they have received	1	1	N/A	93.2%	93.6%	93.3%
% of Patients satisfied with the time they had to wait for an appointment	1	1	N/A	88.5%	89.8%	88.9%

* This is based on patients treated on this contract for their most recent course of treatment. Figures in italics indicate the base number of FP17s or Patient Questionnaire responses are less than 100. N/A is shown where the base number of responses is less than 10 during the period. % is calculated as Quantity/Base number*100

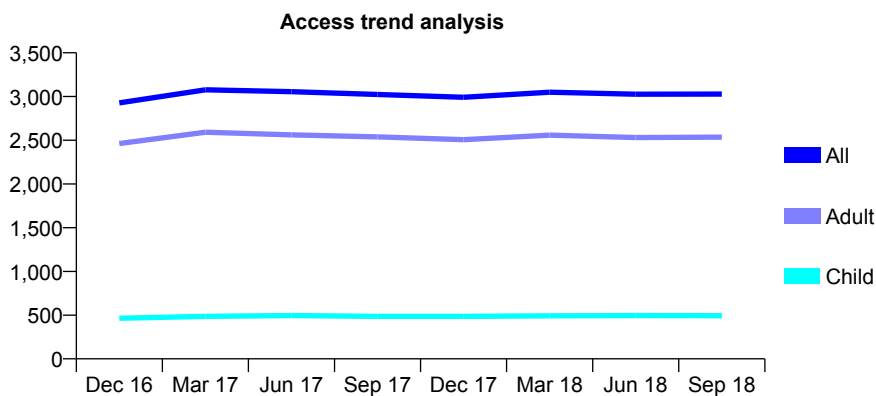
Q47 - Vital Signs At a Glance Contract Report for 746088/0003 - September 2018

Name or company name	MISS JM FORDE
Contract type name	GDS Contract
Purpose of contract	General
Contract start date	01/04/2008
Contract end date	

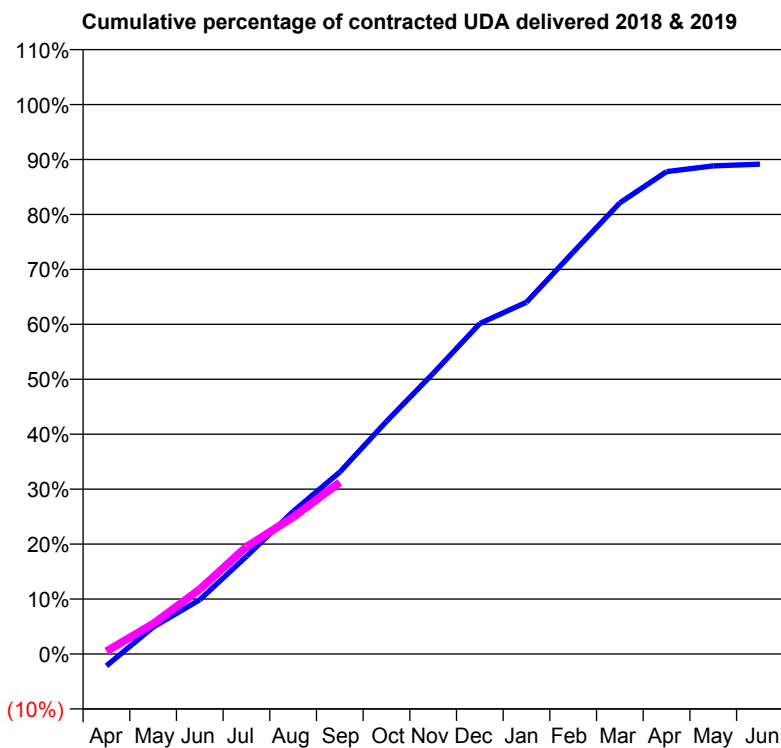
18/19 Contracted general activity (UDA)	8,000
Carry forward general activity (UDA)	0
18/19 Contracted orthodontic activity (UOA)	0
Carry forward orthodontic activity (UOA)	0
Baseline contract value	£229,797.91

ACCESS*

Patients seen in 24 months	Total	Change since previous quarter
Quarter ending September 2017	3,024	
Quarter ending December 2017	2,991	↓
Quarter ending March 2018	3,050	→
Quarter ending June 2018	3,026	→
Quarter ending September 2018	3,028	→
Variance since September 2017	0.1%	→



ACTIVITY



Month	2018	2019
April	-173	40
May	391	439
June	791	943
July	1,422	1,561
August	2,076	1,993
September	2,650	2,500
October	3,387	
November	4,086	
December	4,812	
January	5,123	
February	5,850	
March	6,569	
April	7,022	
May	7,106	
June	7,131	

QUALITY

	Quantity	Base Number	Contract	AT	Region	England
% of FP17s for the same patient ID Re-attending within 3 months - Children	13	291	4.5%	11.6%	12.2%	11.6%
% of FP17s for the same patient ID Re-attending within 3 months - Adults	148	1,320	11.2%	15.1%	15.8%	15.5%
% of FP17s for the same patient ID Re-attending between 3 & 9 months - Children	145	291	49.8%	58.6%	60.3%	58.8%
% of FP17s for the same patient ID Re-attending between 3 & 9 months - Adults	682	1,320	51.7%	51.5%	53.5%	51.1%
% of FP17s for Band 1 Urgent Courses	54	1,350	4.0%	10.7%	9.1%	9.0%
% of FP17s Relating to Free Repair or Replacements	39	1,350	2.9%	0.9%	1.0%	0.8%
% of FP17s Relating to Continuations	28	1,350	2.1%	0.9%	1.0%	0.9%
% of Patients satisfied with the dentistry they have received	2	2	N/A	93.2%	93.6%	93.3%
% of Patients satisfied with the time they had to wait for an appointment	2	2	N/A	88.5%	89.8%	88.9%

* This is based on patients treated on this contract for their most recent course of treatment. Figures in italics indicate the base number of FP17s or Patient Questionnaire responses are less than 100. N/A is shown where the base number of responses is less than 10 during the period. % is calculated as Quantity/Base number*100

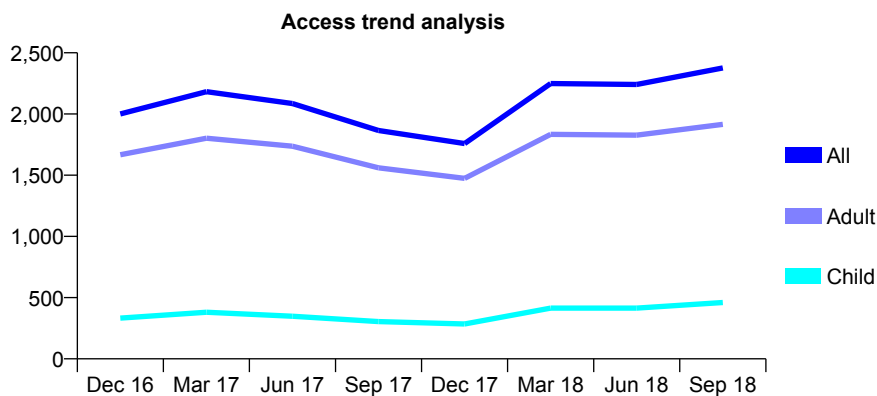
Q47 - Vital Signs At a Glance Contract Report for 748501/0001 - September 2018

Name or company name	Miss K Mayle and Mr J Tidswell
Contract type name	GDS Contract
Purpose of contract	General
Contract start date	01/04/2006
Contract end date	

18/19 Contracted general activity (UDA)	6,998
Carry forward general activity (UDA)	0
18/19 Contracted orthodontic activity (UOA)	0
Carry forward orthodontic activity (UOA)	0
Baseline contract value	£163,188.80

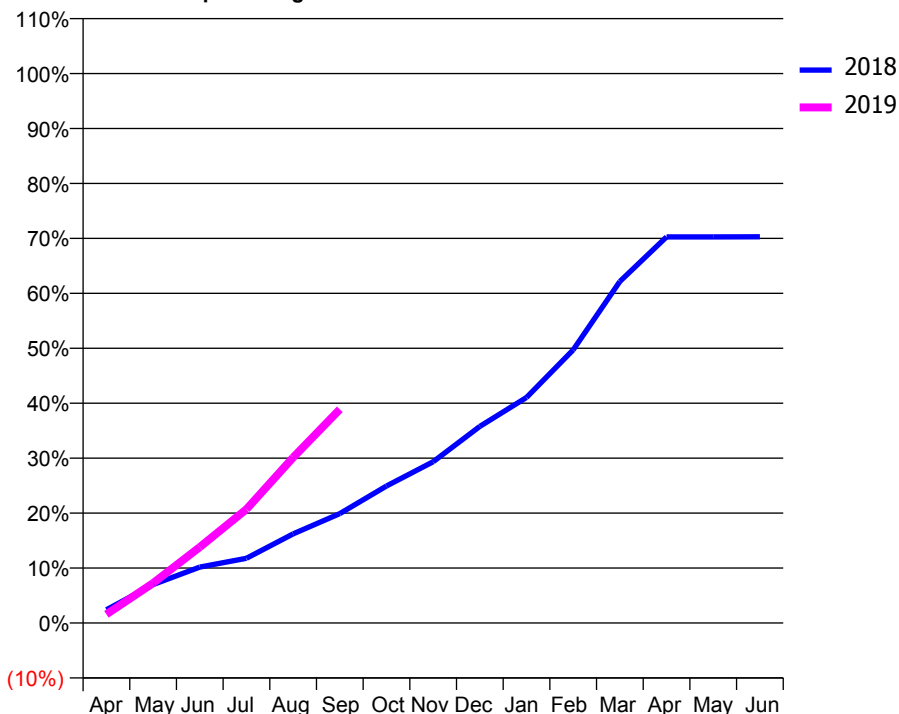
ACCESS*

Patients seen in 24 months	Total	Change since previous quarter
Quarter ending September 2017	1,865	
Quarter ending December 2017	1,759	↓
Quarter ending March 2018	2,249	↑
Quarter ending June 2018	2,241	→
Quarter ending September 2018	2,376	↑
Variance since September 2017	27.4%	↑



ACTIVITY

Cumulative percentage of contracted UDA delivered 2018 & 2019



Month	Adjusted Scheduled Activity (UDA)	
	2018	2019
April	169	111
May	490	508
June	713	967
July	824	1,449
August	1,134	2,108
September	1,393	2,721
October	1,745	
November	2,055	
December	2,504	
January	2,872	
February	3,478	
March	4,350	
April	4,917	
May	4,918	
June	4,919	

QUALITY

	Quantity	Base Number	Contract	AT	Region	England
% of FP17s for the same patient ID Re-attending within 3 months - Children	12	339	3.5%	11.6%	12.2%	11.6%
% of FP17s for the same patient ID Re-attending within 3 months - Adults	94	1,347	7.0%	15.1%	15.8%	15.5%
% of FP17s for the same patient ID Re-attending between 3 & 9 months - Children	106	339	31.3%	58.6%	60.3%	58.8%
% of FP17s for the same patient ID Re-attending between 3 & 9 months - Adults	456	1,347	33.9%	51.5%	53.5%	51.1%
% of FP17s for Band 1 Urgent Courses	77	1,425	5.4%	10.7%	9.1%	9.0%
% of FP17s Relating to Free Repair or Replacements	12	1,425	0.8%	0.9%	1.0%	0.8%
% of FP17s Relating to Continuations	18	1,425	1.3%	0.9%	1.0%	0.9%
% of Patients satisfied with the dentistry they have received	4	4	N/A	93.2%	93.6%	93.3%
% of Patients satisfied with the time they had to wait for an appointment	4	4	N/A	88.5%	89.8%	88.9%

* This is based on patients treated on this contract for their most recent course of treatment. Figures in italics indicate the base number of FP17s or Patient Questionnaire responses are less than 100. N/A is shown where the base number of responses is less than 10 during the period. % is calculated as Quantity/Base number*100

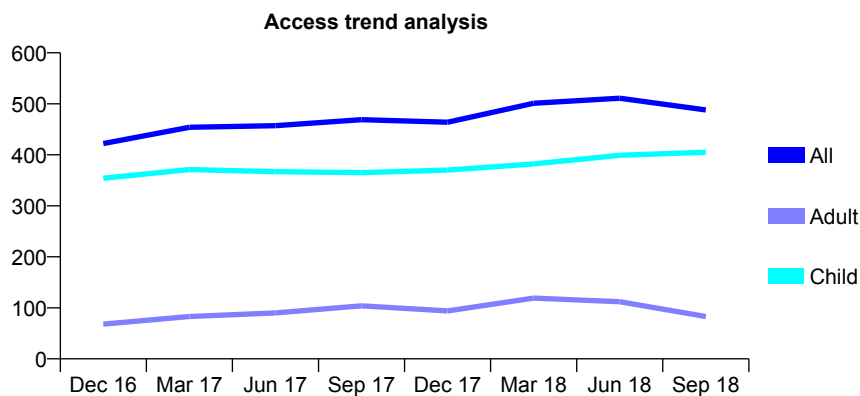
Q47 - Vital Signs At a Glance Contract Report for 751650/0001 - September 2018

Name or company name	MISS ST KHAN
Contract type name	GDS Contract
Purpose of contract	General
Contract start date	01/07/2010
Contract end date	

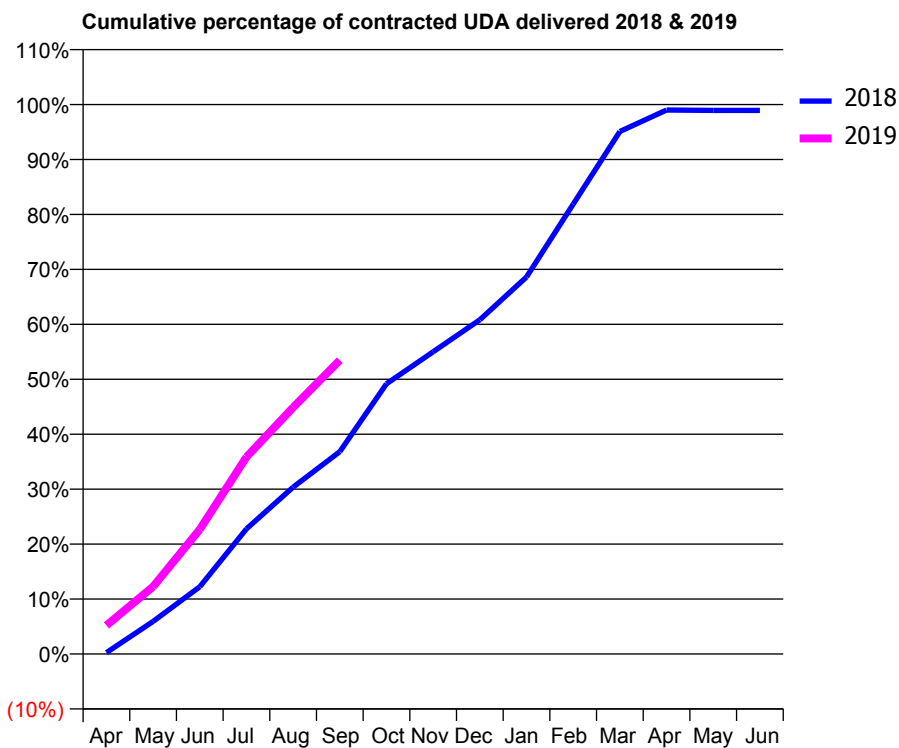
18/19 Contracted general activity (UDA)	1,235
Carry forward general activity (UDA)	0
18/19 Contracted orthodontic activity (UOA)	0
Carry forward orthodontic activity (UOA)	0
Baseline contract value	£48,616.50

ACCESS*

Patients seen in 24 months	Total	Change since previous quarter
Quarter ending September 2017	469	
Quarter ending December 2017	464	↓
Quarter ending March 2018	501	↑
Quarter ending June 2018	511	→
Quarter ending September 2018	488	↓
Variance since September 2017	4.1%	↑



ACTIVITY



Month	Adjusted Scheduled Activity (UDA)	
	2018	2019
April	3	64
May	73	152
June	151	280
July	281	443
August	375	554
September	455	660
October	607	
November	679	
December	751	
January	847	
February	1,011	
March	1,174	
April	1,223	
May	1,222	
June	1,222	

QUALITY

	Quantity	Base Number	Contract	AT	Region	England
% of FP17s for the same patient ID Re-attending within 3 months - Children	46	388	11.9%	11.6%	12.2%	11.6%
% of FP17s for the same patient ID Re-attending within 3 months - Adults	1	23	4.3%	15.1%	15.8%	15.5%
% of FP17s for the same patient ID Re-attending between 3 & 9 months - Children	231	388	59.5%	58.6%	60.3%	58.8%
% of FP17s for the same patient ID Re-attending between 3 & 9 months - Adults	1	23	4.3%	51.5%	53.5%	51.1%
% of FP17s for Band 1 Urgent Courses	12	376	3.2%	10.7%	9.1%	9.0%
% of FP17s Relating to Free Repair or Replacements	0	376	0.0%	0.9%	1.0%	0.8%
% of FP17s Relating to Continuations	0	376	0.0%	0.9%	1.0%	0.9%
% of Patients satisfied with the dentistry they have received	1	1	N/A	93.2%	93.6%	93.3%
% of Patients satisfied with the time they had to wait for an appointment	1	1	N/A	88.5%	89.8%	88.9%

* This is based on patients treated on this contract for their most recent course of treatment. Figures in italics indicate the base number of FP17s or Patient Questionnaire responses are less than 100. N/A is shown where the base number of responses is less than 10 during the period. % is calculated as Quantity/Base number*100

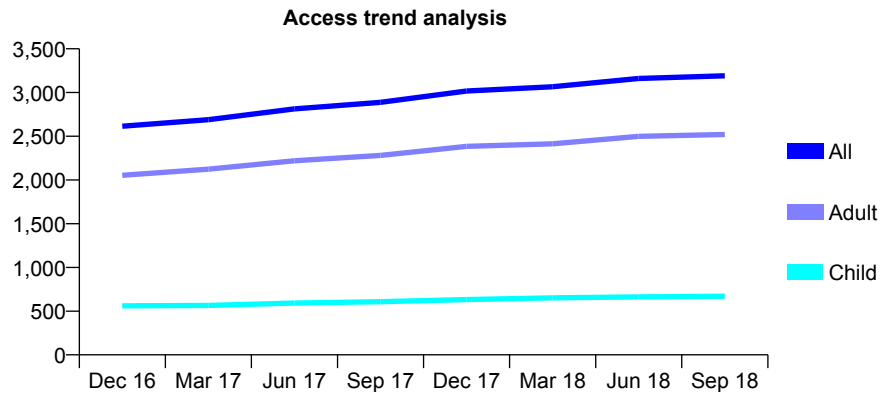
Q47 - Vital Signs At a Glance Contract Report for 751650/0002 - September 2018

Name or company name	MISS ST KHAN
Contract type name	GDS Contract
Purpose of contract	General
Contract start date	01/08/2010
Contract end date	

18/19 Contracted general activity (UDA)	9,458
Carry forward general activity (UDA)	0
18/19 Contracted orthodontic activity (UOA)	0
Carry forward orthodontic activity (UOA)	0
Baseline contract value	£235,118.74

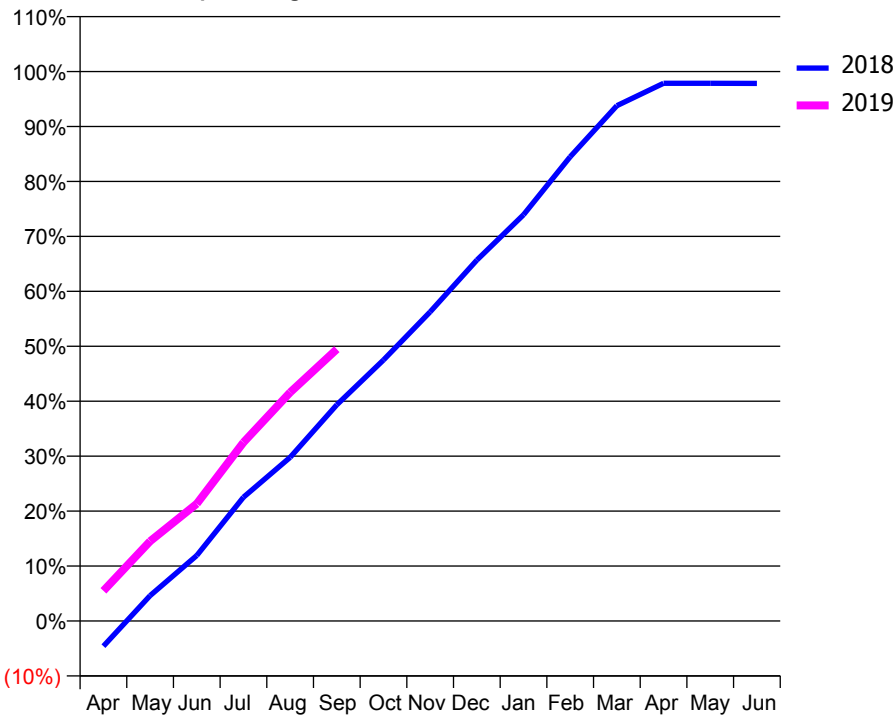
ACCESS*

Patients seen in 24 months	Total	Change since previous quarter
Quarter ending September 2017	2,887	
Quarter ending December 2017	3,017	↑
Quarter ending March 2018	3,066	→
Quarter ending June 2018	3,161	↑
Quarter ending September 2018	3,191	→
Variance since September 2017	10.5%	↑



ACTIVITY

Cumulative percentage of contracted UDA delivered 2018 & 2019



Month	Adjusted Scheduled Activity (UDA)	
	2018	2019
April	-435	520
May	436	1,374
June	1,127	2,019
July	2,132	3,075
August	2,816	3,936
September	3,722	4,680
October	4,493	
November	5,321	
December	6,212	
January	6,992	
February	7,991	
March	8,869	
April	9,255	
May	9,255	
June	9,253	

QUALITY

	Quantity	Base Number	Contract	AT	Region	England
% of FP17s for the same patient ID Re-attending within 3 months - Children	86	598	14.4%	11.6%	12.2%	11.6%
% of FP17s for the same patient ID Re-attending within 3 months - Adults	300	2,026	14.8%	15.1%	15.8%	15.5%
% of FP17s for the same patient ID Re-attending between 3 & 9 months - Children	356	598	59.5%	58.6%	60.3%	58.8%
% of FP17s for the same patient ID Re-attending between 3 & 9 months - Adults	1,251	2,026	61.7%	51.5%	53.5%	51.1%
% of FP17s for Band 1 Urgent Courses	99	2,440	4.1%	10.7%	9.1%	9.0%
% of FP17s Relating to Free Repair or Replacements	30	2,440	1.2%	0.9%	1.0%	0.8%
% of FP17s Relating to Continuations	0	2,440	0.0%	0.9%	1.0%	0.9%
% of Patients satisfied with the dentistry they have received	0	0	N/A	93.2%	93.6%	93.3%
% of Patients satisfied with the time they had to wait for an appointment	0	0	N/A	88.5%	89.8%	88.9%

* This is based on patients treated on this contract for their most recent course of treatment. Figures in italics indicate the base number of FP17s or Patient Questionnaire responses are less than 100. N/A is shown where the base number of responses is less than 10 during the period. % is calculated as Quantity/Base number*100

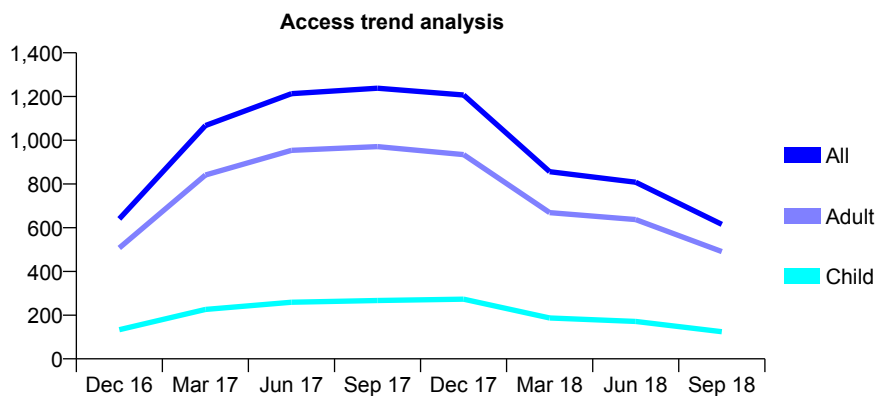
Q47 - Vital Signs At a Glance Contract Report for 752398/0002 - September 2018

Name or company name	MISS KE MAYLE
Contract type name	GDS Contract
Purpose of contract	General
Contract start date	01/04/2006
Contract end date	

18/19 Contracted general activity (UDA)	2,409
Carry forward general activity (UDA)	0
18/19 Contracted orthodontic activity (UOA)	0
Carry forward orthodontic activity (UOA)	0
Baseline contract value	£54,310.55

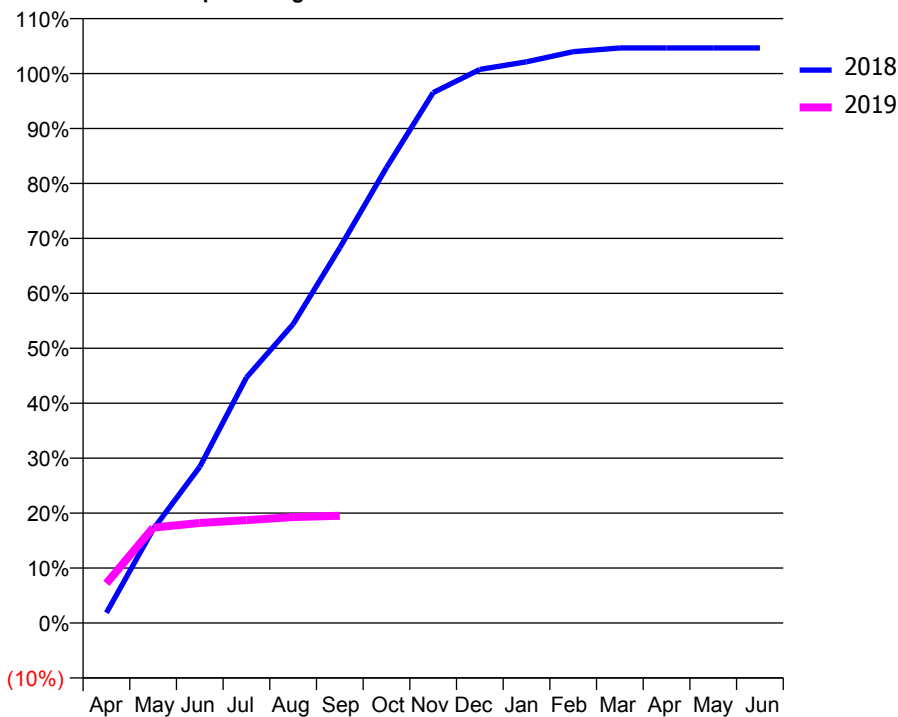
ACCESS*

Patients seen in 24 months	Total	Change since previous quarter
Quarter ending September 2017	1,238	
Quarter ending December 2017	1,207	↓
Quarter ending March 2018	856	↓
Quarter ending June 2018	808	↓
Quarter ending September 2018	615	↓
Variance since September 2017	(50.3%)	↓



ACTIVITY

Cumulative percentage of contracted UDA delivered 2018 & 2019



Month	Adjusted Scheduled Activity (UDA)	
	2018	2019
April	45	174
May	410	418
June	685	439
July	1,077	451
August	1,310	464
September	1,645	470
October	1,997	
November	2,325	
December	2,427	
January	2,460	
February	2,505	
March	2,521	
April	2,521	
May	2,521	
June	2,521	

QUALITY

	Quantity	Base Number	Contract	AT	Region	England
% of FP17s for the same patient ID Re-attending within 3 months - Children	0	53	0.0%	11.6%	12.2%	11.6%
% of FP17s for the same patient ID Re-attending within 3 months - Adults	12	200	6.0%	15.1%	15.8%	15.5%
% of FP17s for the same patient ID Re-attending between 3 & 9 months - Children	21	53	39.6%	58.6%	60.3%	58.8%
% of FP17s for the same patient ID Re-attending between 3 & 9 months - Adults	51	200	25.5%	51.5%	53.5%	51.1%
% of FP17s for Band 1 Urgent Courses	27	253	10.7%	10.7%	9.1%	9.0%
% of FP17s Relating to Free Repair or Replacements	4	253	1.6%	0.9%	1.0%	0.8%
% of FP17s Relating to Continuations	5	253	2.0%	0.9%	1.0%	0.9%
% of Patients satisfied with the dentistry they have received	0	0	N/A	93.2%	93.6%	93.3%
% of Patients satisfied with the time they had to wait for an appointment	0	0	N/A	88.5%	89.8%	88.9%

* This is based on patients treated on this contract for their most recent course of treatment. Figures in italics indicate the base number of FP17s or Patient Questionnaire responses are less than 100. N/A is shown where the base number of responses is less than 10 during the period. % is calculated as Quantity/Base number*100

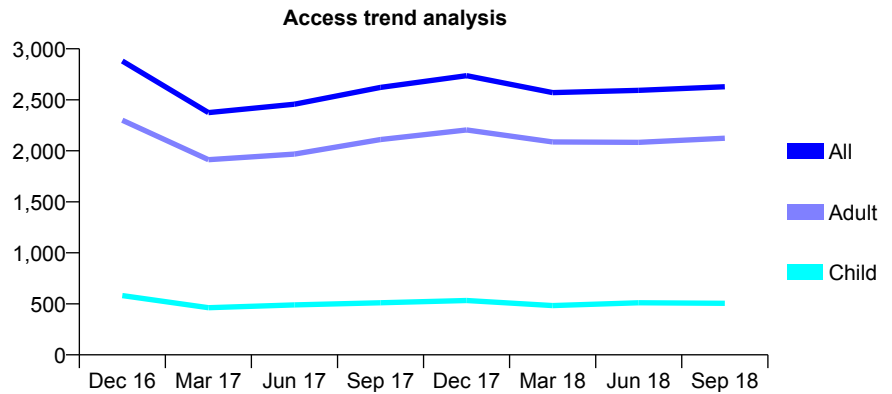
Q47 - Vital Signs At a Glance Contract Report for 752398/0003 - September 2018

Name or company name	MISS KE MAYLE
Contract type name	GDS Contract
Purpose of contract	General
Contract start date	31/08/2011
Contract end date	

18/19 Contracted general activity (UDA)	4,800
Carry forward general activity (UDA)	0
18/19 Contracted orthodontic activity (UOA)	0
Carry forward orthodontic activity (UOA)	0
Baseline contract value	£127,786.45

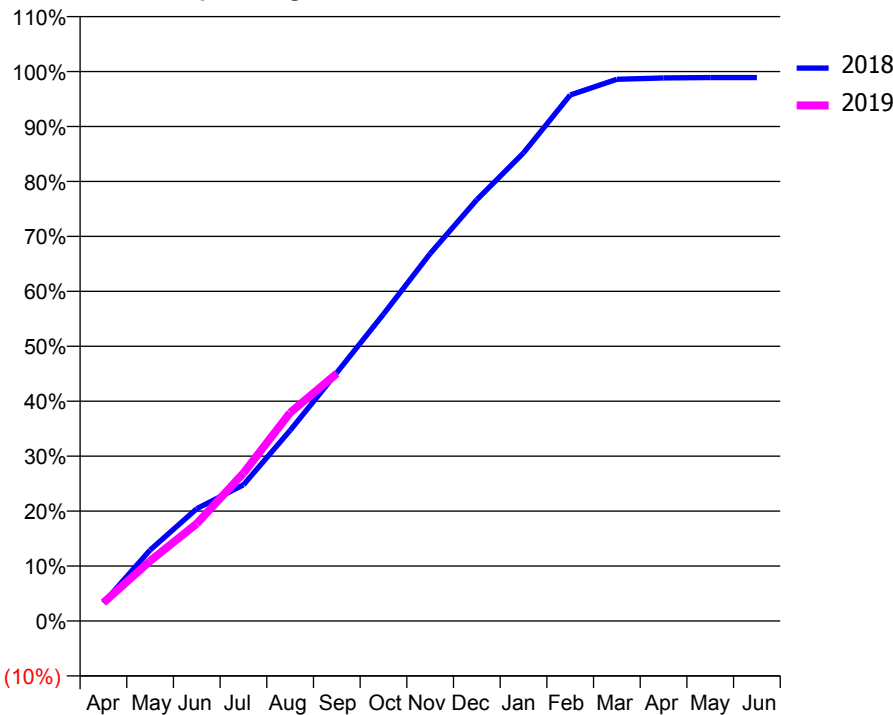
ACCESS*

Patients seen in 24 months	Total	Change since previous quarter
Quarter ending September 2017	2,621	
Quarter ending December 2017	2,737	↑
Quarter ending March 2018	2,570	↓
Quarter ending June 2018	2,593	→
Quarter ending September 2018	2,628	→
Variance since September 2017	0.3%	→



ACTIVITY

Cumulative percentage of contracted UDA delivered 2018 & 2019



Month	Adjusted Scheduled Activity (UDA)	
	2018	2019
April	158	160
May	621	524
June	982	851
July	1,190	1,293
August	1,665	1,821
September	2,170	2,162
October	2,681	
November	3,210	
December	3,680	
January	4,089	
February	4,595	
March	4,732	
April	4,744	
May	4,747	
June	4,747	

QUALITY

	Quantity	Base Number	Contract	AT	Region	England
% of FP17s for the same patient ID Re-attending within 3 months - Children	23	370	6.2%	11.6%	12.2%	11.6%
% of FP17s for the same patient ID Re-attending within 3 months - Adults	184	1,387	13.3%	15.1%	15.8%	15.5%
% of FP17s for the same patient ID Re-attending between 3 & 9 months - Children	159	370	43.0%	58.6%	60.3%	58.8%
% of FP17s for the same patient ID Re-attending between 3 & 9 months - Adults	508	1,387	36.6%	51.5%	53.5%	51.1%
% of FP17s for Band 1 Urgent Courses	111	1,236	9.0%	10.7%	9.1%	9.0%
% of FP17s Relating to Free Repair or Replacements	14	1,236	1.1%	0.9%	1.0%	0.8%
% of FP17s Relating to Continuations	22	1,236	1.8%	0.9%	1.0%	0.9%
% of Patients satisfied with the dentistry they have received	3	3	N/A	93.2%	93.6%	93.3%
% of Patients satisfied with the time they had to wait for an appointment	2	3	N/A	88.5%	89.8%	88.9%

* This is based on patients treated on this contract for their most recent course of treatment. Figures in italics indicate the base number of FP17s or Patient Questionnaire responses are less than 100. N/A is shown where the base number of responses is less than 10 during the period. % is calculated as Quantity/Base number*100

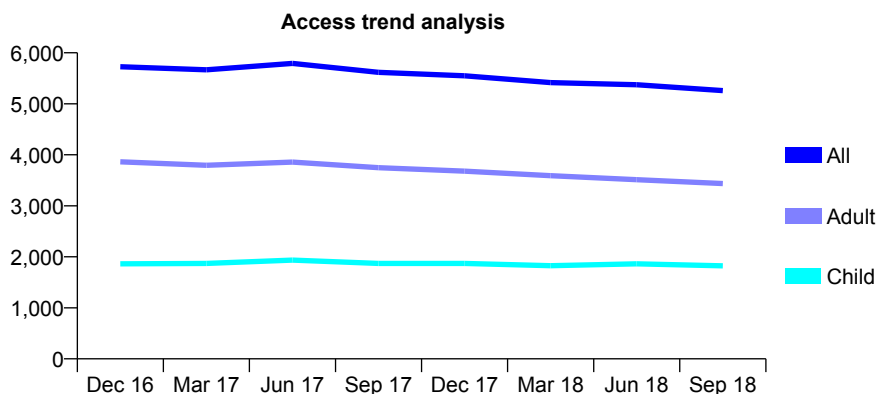
Q47 - Vital Signs At a Glance Contract Report for 755125/0003 - September 2018

Name or company name	MR AM MALIK
Contract type name	GDS Contract
Purpose of contract	General
Contract start date	01/04/2006
Contract end date	

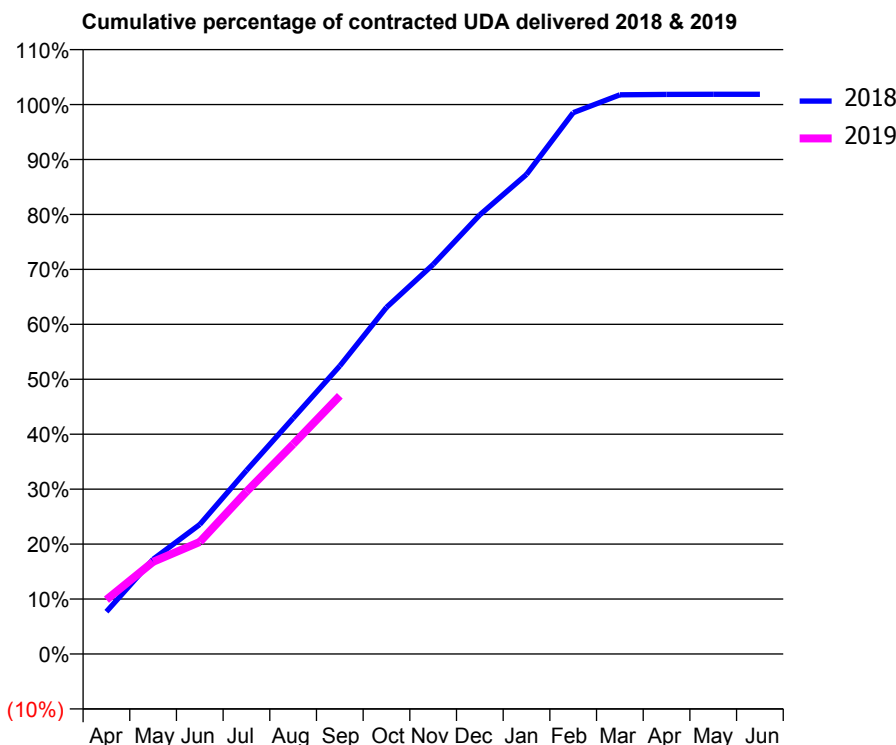
18/19 Contracted general activity (UDA)	15,265
Carry forward general activity (UDA)	0
18/19 Contracted orthodontic activity (UOA)	0
Carry forward orthodontic activity (UOA)	0
Baseline contract value	£401,397.30

ACCESS*

Patients seen in 24 months	Total	Change since previous quarter
Quarter ending September 2017	5,618	
Quarter ending December 2017	5,550	↓
Quarter ending March 2018	5,415	↓
Quarter ending June 2018	5,375	→
Quarter ending September 2018	5,260	↓
Variance since September 2017	(6.4%)	↓



ACTIVITY



Month	Adjusted Scheduled Activity (UDA)	
	2018	2019
April	1,176	1,510
May	2,630	2,562
June	3,599	3,115
July	5,101	4,510
August	6,552	5,828
September	8,002	7,174
October	9,630	
November	10,822	
December	12,200	
January	13,322	
February	15,037	
March	15,536	
April	15,545	
May	15,549	
June	15,549	

QUALITY

	Quantity	Base Number	Contract	AT	Region	England
% of FP17s for the same patient ID Re-attending within 3 months - Children	195	1,754	11.1%	11.6%	12.2%	11.6%
% of FP17s for the same patient ID Re-attending within 3 months - Adults	430	2,473	17.4%	15.1%	15.8%	15.5%
% of FP17s for the same patient ID Re-attending between 3 & 9 months - Children	1,060	1,754	60.4%	58.6%	60.3%	58.8%
% of FP17s for the same patient ID Re-attending between 3 & 9 months - Adults	1,218	2,473	49.3%	51.5%	53.5%	51.1%
% of FP17s for Band 1 Urgent Courses	399	3,748	10.6%	10.7%	9.1%	9.0%
% of FP17s Relating to Free Repair or Replacements	12	3,748	0.3%	0.9%	1.0%	0.8%
% of FP17s Relating to Continuations	9	3,748	0.2%	0.9%	1.0%	0.9%
% of Patients satisfied with the dentistry they have received	4	4	N/A	93.2%	93.6%	93.3%
% of Patients satisfied with the time they had to wait for an appointment	4	4	N/A	88.5%	89.8%	88.9%

* This is based on patients treated on this contract for their most recent course of treatment. Figures in italics indicate the base number of FP17s or Patient Questionnaire responses are less than 100. N/A is shown where the base number of responses is less than 10 during the period. % is calculated as Quantity/Base number*100

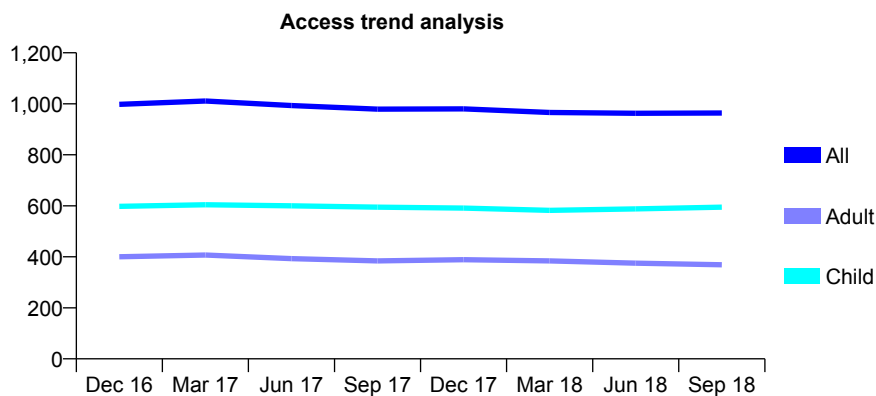
Q47 - Vital Signs At a Glance Contract Report for 75559/0001 - September 2018

Name or company name	MR SA DADABHAI
Contract type name	GDS Contract
Purpose of contract	General
Contract start date	01/04/2006
Contract end date	

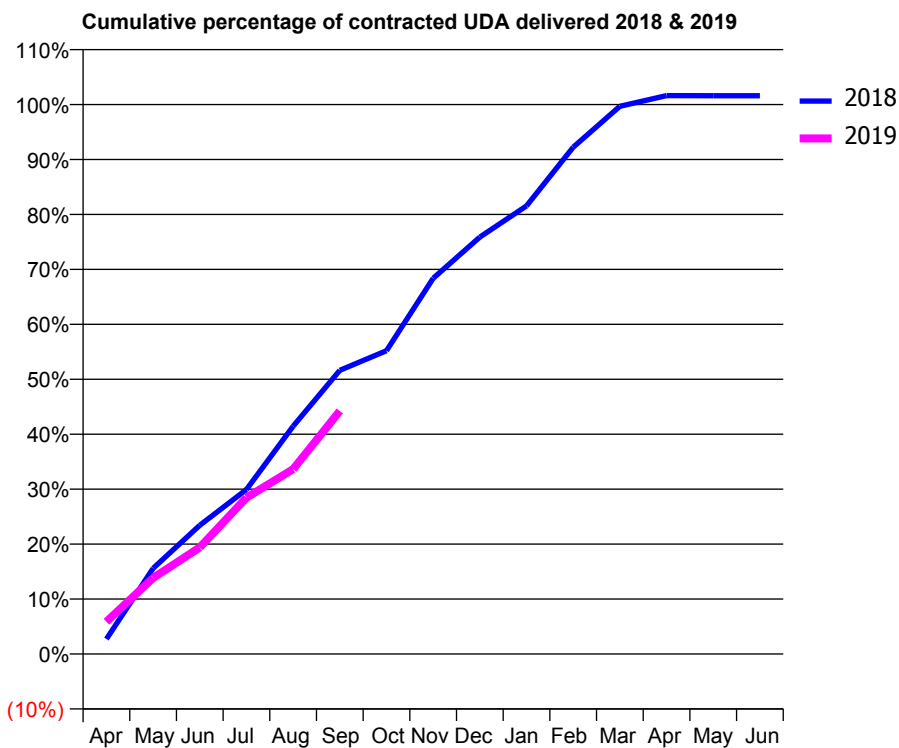
18/19 Contracted general activity (UDA)	3,006
Carry forward general activity (UDA)	0
18/19 Contracted orthodontic activity (UOA)	0
Carry forward orthodontic activity (UOA)	0
Baseline contract value	£76,559.36

ACCESS*

Patients seen in 24 months	Total	Change since previous quarter
Quarter ending September 2017	979	
Quarter ending December 2017	980	→
Quarter ending March 2018	966	↓
Quarter ending June 2018	963	→
Quarter ending September 2018	964	→
Variance since September 2017	(1.5%)	↓



ACTIVITY



Adjusted Scheduled Activity (UDA)		
Month	2018	2019
April	82	177
May	468	416
June	704	583
July	900	855
August	1,247	1,011
September	1,552	1,329
October	1,659	
November	2,055	
December	2,281	
January	2,451	
February	2,772	
March	2,996	
April	3,055	
May	3,054	
June	3,054	

QUALITY

	Quantity	Base Number	Contract	AT	Region	England
% of FP17s for the same patient ID Re-attending within 3 months - Children	86	596	14.4%	11.6%	12.2%	11.6%
% of FP17s for the same patient ID Re-attending within 3 months - Adults	28	236	11.9%	15.1%	15.8%	15.5%
% of FP17s for the same patient ID Re-attending between 3 & 9 months - Children	379	596	63.6%	58.6%	60.3%	58.8%
% of FP17s for the same patient ID Re-attending between 3 & 9 months - Adults	151	236	64.0%	51.5%	53.5%	51.1%
% of FP17s for Band 1 Urgent Courses	22	796	2.8%	10.7%	9.1%	9.0%
% of FP17s Relating to Free Repair or Replacements	0	796	0.0%	0.9%	1.0%	0.8%
% of FP17s Relating to Continuations	0	796	0.0%	0.9%	1.0%	0.9%
% of Patients satisfied with the dentistry they have received	0	0	N/A	93.2%	93.6%	93.3%
% of Patients satisfied with the time they had to wait for an appointment	0	0	N/A	88.5%	89.8%	88.9%

* This is based on patients treated on this contract for their most recent course of treatment. Figures in italics indicate the base number of FP17s or Patient Questionnaire responses are less than 100. N/A is shown where the base number of responses is less than 10 during the period. % is calculated as Quantity/Base number*100

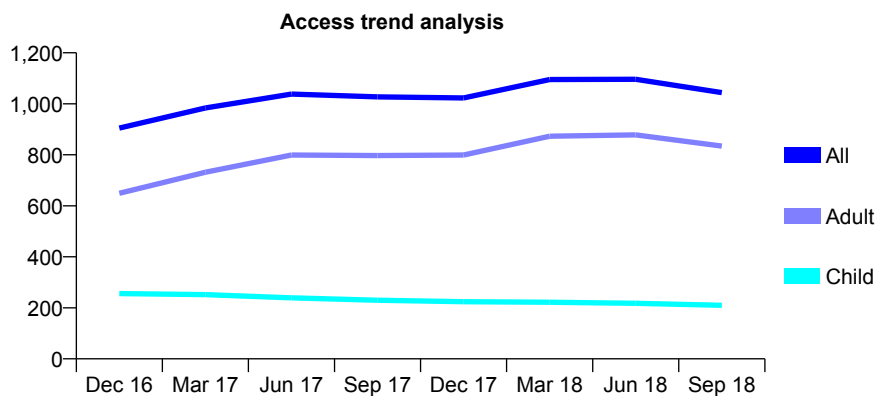
Q47 - Vital Signs At a Glance Contract Report for 779490/0001 - September 2018

Name or company name	MR M RADOVANOVICH
Contract type name	GDS Contract
Purpose of contract	General
Contract start date	05/05/2006
Contract end date	

18/19 Contracted general activity (UDA)	2,315
Carry forward general activity (UDA)	0
18/19 Contracted orthodontic activity (UOA)	0
Carry forward orthodontic activity (UOA)	0
Baseline contract value	£51,719.10

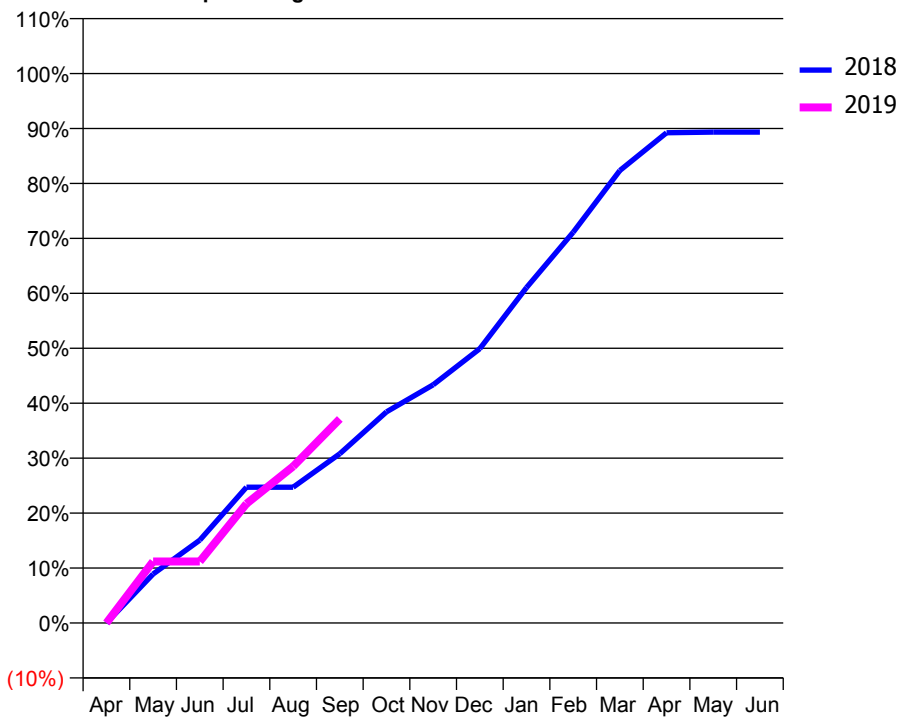
ACCESS*

Patients seen in 24 months	Total	Change since previous quarter
Quarter ending September 2017	1,027	
Quarter ending December 2017	1,023	→
Quarter ending March 2018	1,095	↑
Quarter ending June 2018	1,096	→
Quarter ending September 2018	1,044	↓
Variance since September 2017	1.7%	→



ACTIVITY

Cumulative percentage of contracted UDA delivered 2018 & 2019



Adjusted Scheduled Activity (UDA)

Month	2018	2019
April	0	0
May	206	259
June	349	259
July	572	502
August	572	660
September	713	860
October	890	
November	1,004	
December	1,156	
January	1,413	
February	1,646	
March	1,906	
April	2,065	
May	2,068	
June	2,068	

QUALITY

	Quantity	Base Number	Contract	AT	Region	England
% of FP17s for the same patient ID Re-attending within 3 months - Children	13	182	7.1%	11.6%	12.2%	11.6%
% of FP17s for the same patient ID Re-attending within 3 months - Adults	30	441	6.8%	15.1%	15.8%	15.5%
% of FP17s for the same patient ID Re-attending between 3 & 9 months - Children	127	182	69.8%	58.6%	60.3%	58.8%
% of FP17s for the same patient ID Re-attending between 3 & 9 months - Adults	209	441	47.4%	51.5%	53.5%	51.1%
% of FP17s for Band 1 Urgent Courses	3	539	0.6%	10.7%	9.1%	9.0%
% of FP17s Relating to Free Repair or Replacements	0	539	0.0%	0.9%	1.0%	0.8%
% of FP17s Relating to Continuations	0	539	0.0%	0.9%	1.0%	0.9%
% of Patients satisfied with the dentistry they have received	0	0	N/A	93.2%	93.6%	93.3%
% of Patients satisfied with the time they had to wait for an appointment	0	0	N/A	88.5%	89.8%	88.9%

* This is based on patients treated on this contract for their most recent course of treatment. Figures in italics indicate the base number of FP17s or Patient Questionnaire responses are less than 100. N/A is shown where the base number of responses is less than 10 during the period. % is calculated as Quantity/Base number*100

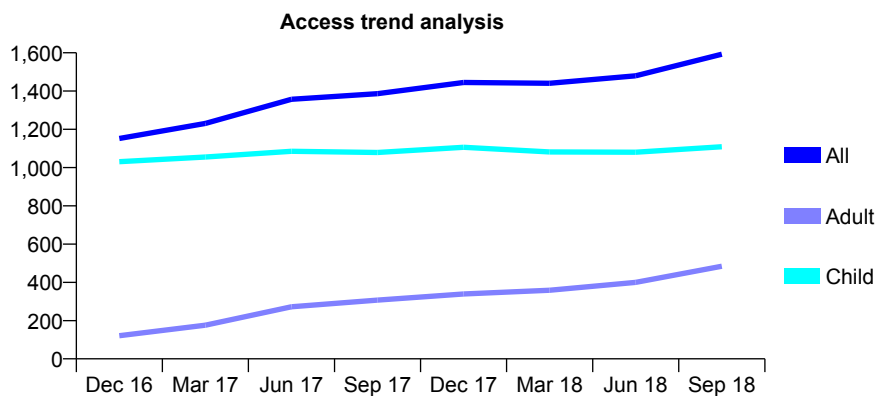
Q47 - Vital Signs At a Glance Contract Report for 781525/0001 - September 2018

Name or company name	Ardent Dental Care Practice Partnership
Contract type name	GDS Contract
Purpose of contract	General
Contract start date	01/07/2012
Contract end date	

18/19 Contracted general activity (UDA)	3,404
Carry forward general activity (UDA)	0
18/19 Contracted orthodontic activity (UOA)	0
Carry forward orthodontic activity (UOA)	0
Baseline contract value	£81,402.85

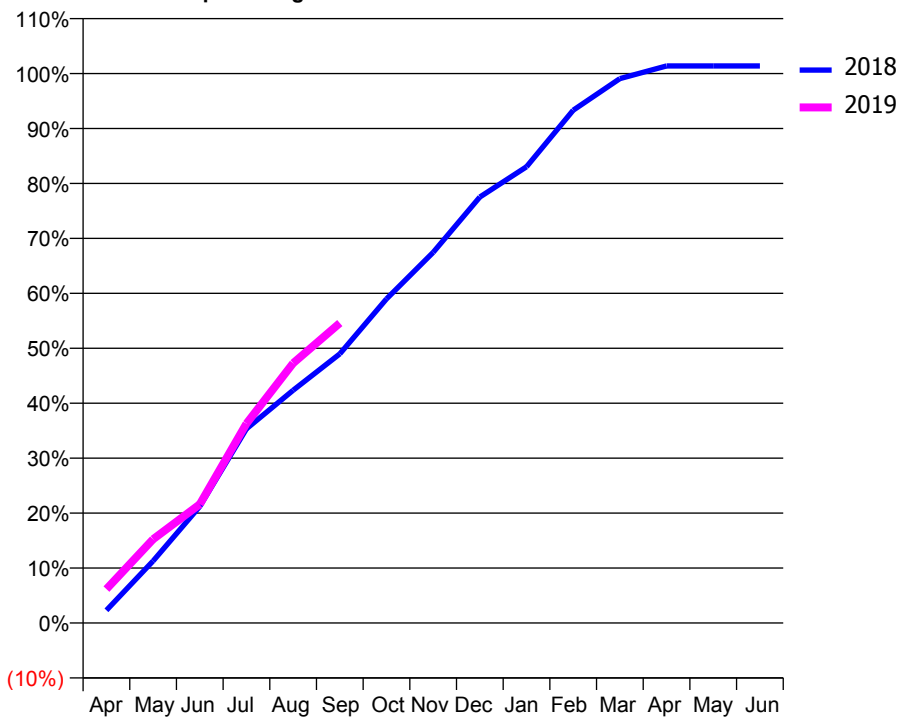
ACCESS*

Patients seen in 24 months	Total	Change since previous quarter
Quarter ending September 2017	1,386	
Quarter ending December 2017	1,445	↑
Quarter ending March 2018	1,441	→
Quarter ending June 2018	1,480	↑
Quarter ending September 2018	1,593	↑
Variance since September 2017	14.9%	↑



ACTIVITY

Cumulative percentage of contracted UDA delivered 2018 & 2019



Month	Adjusted Scheduled Activity (UDA)	
	2018	2019
April	79	210
May	384	519
June	722	736
July	1,203	1,235
August	1,442	1,609
September	1,667	1,858
October	2,008	
November	2,296	
December	2,638	
January	2,827	
February	3,177	
March	3,372	
April	3,451	
May	3,451	
June	3,451	

QUALITY

	Quantity	Base Number	Contract	AT	Region	England
% of FP17s for the same patient ID Re-attending within 3 months - Children	54	905	6.0%	11.6%	12.2%	11.6%
% of FP17s for the same patient ID Re-attending within 3 months - Adults	18	281	6.4%	15.1%	15.8%	15.5%
% of FP17s for the same patient ID Re-attending between 3 & 9 months - Children	608	905	67.2%	58.6%	60.3%	58.8%
% of FP17s for the same patient ID Re-attending between 3 & 9 months - Adults	112	281	39.9%	51.5%	53.5%	51.1%
% of FP17s for Band 1 Urgent Courses	47	1,137	4.1%	10.7%	9.1%	9.0%
% of FP17s Relating to Free Repair or Replacements	3	1,137	0.3%	0.9%	1.0%	0.8%
% of FP17s Relating to Continuations	14	1,137	1.2%	0.9%	1.0%	0.9%
% of Patients satisfied with the dentistry they have received	2	2	N/A	93.2%	93.6%	93.3%
% of Patients satisfied with the time they had to wait for an appointment	2	2	N/A	88.5%	89.8%	88.9%

* This is based on patients treated on this contract for their most recent course of treatment. Figures in italics indicate the base number of FP17s or Patient Questionnaire responses are less than 100. N/A is shown where the base number of responses is less than 10 during the period. % is calculated as Quantity/Base number*100

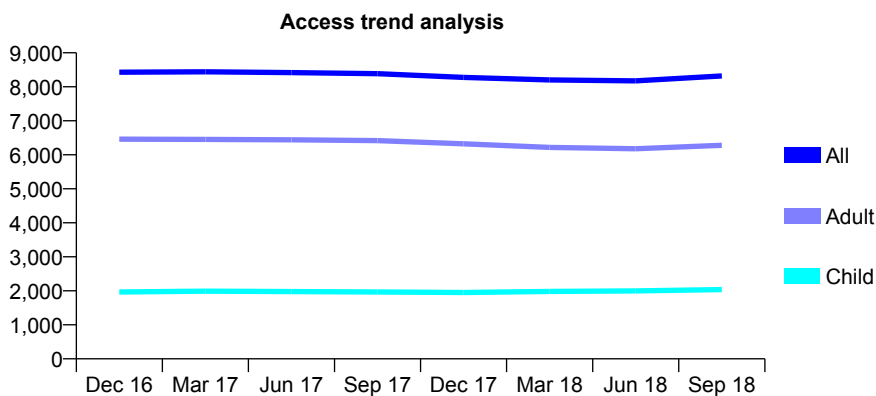
Q47 - Vital Signs At a Glance Contract Report for 788511/0001 - September 2018

Name or company name	MR MA BEST
Contract type name	Pilot Contract
Purpose of contract	General
Contract start date	01/09/2011
Contract end date	

18/19 Contracted general activity (UDA)	26,540
Carry forward general activity (UDA)	0
18/19 Contracted orthodontic activity (UOA)	0
Carry forward orthodontic activity (UOA)	0
Baseline contract value	£876,405.05

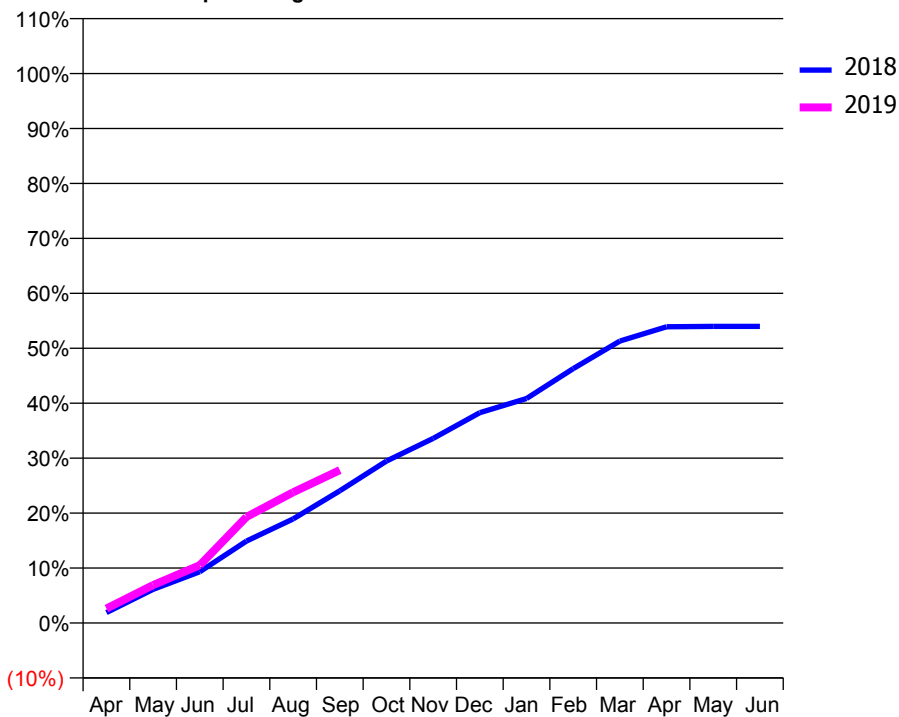
ACCESS*

Patients seen in 24 months	Total	Change since previous quarter
Quarter ending September 2017	8,386	
Quarter ending December 2017	8,275	↓
Quarter ending March 2018	8,200	→
Quarter ending June 2018	8,176	→
Quarter ending September 2018	8,319	→
Variance since September 2017	(0.8%)	→



ACTIVITY

Cumulative percentage of contracted UDA delivered 2018 & 2019



Adjusted Scheduled Activity (UDA)

Month	2018	2019
April	503	696
May	1,628	1,834
June	2,477	2,791
July	3,956	5,126
August	5,029	6,313
September	6,384	7,382
October	7,821	
November	8,914	
December	10,158	
January	10,843	
February	12,285	
March	13,615	
April	14,306	
May	14,327	
June	14,324	

QUALITY

	Quantity	Base Number	Contract	AT	Region	England
% of FP17s for the same patient ID Re-attending within 3 months - Children	163	1,433	11.4%	11.6%	12.2%	11.6%
% of FP17s for the same patient ID Re-attending within 3 months - Adults	511	3,200	16.0%	15.1%	15.8%	15.5%
% of FP17s for the same patient ID Re-attending between 3 & 9 months - Children	630	1,433	44.0%	58.6%	60.3%	58.8%
% of FP17s for the same patient ID Re-attending between 3 & 9 months - Adults	850	3,200	26.6%	51.5%	53.5%	51.1%
% of FP17s for Band 1 Urgent Courses	321	3,761	8.5%	10.7%	9.1%	9.0%
% of FP17s Relating to Free Repair or Replacements	17	3,761	0.5%	0.9%	1.0%	0.8%
% of FP17s Relating to Continuations	69	3,761	1.8%	0.9%	1.0%	0.9%
% of Patients satisfied with the dentistry they have received	5	5	N/A	93.2%	93.6%	93.3%
% of Patients satisfied with the time they had to wait for an appointment	5	5	N/A	88.5%	89.8%	88.9%

* This is based on patients treated on this contract for their most recent course of treatment. Figures in italics indicate the base number of FP17s or Patient Questionnaire responses are less than 100. N/A is shown where the base number of responses is less than 10 during the period. % is calculated as Quantity/Base number*100

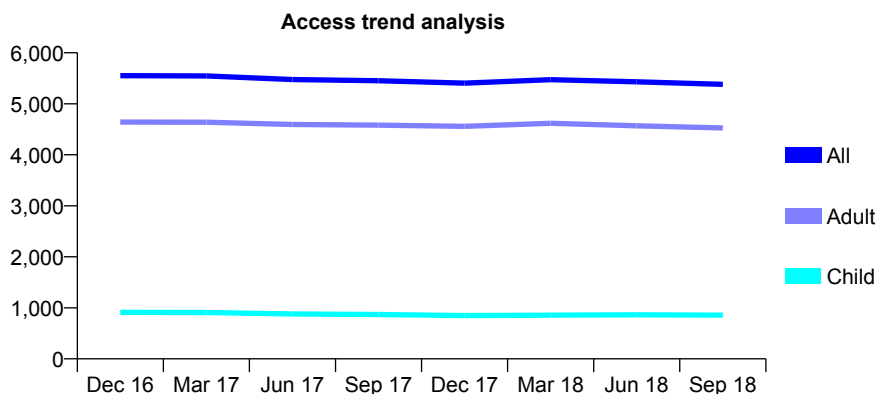
Q47 - Vital Signs At a Glance Contract Report for 801968/0001 - September 2018

Name or company name	MR J BENSON
Contract type name	GDS Contract
Purpose of contract	General
Contract start date	01/04/2006
Contract end date	

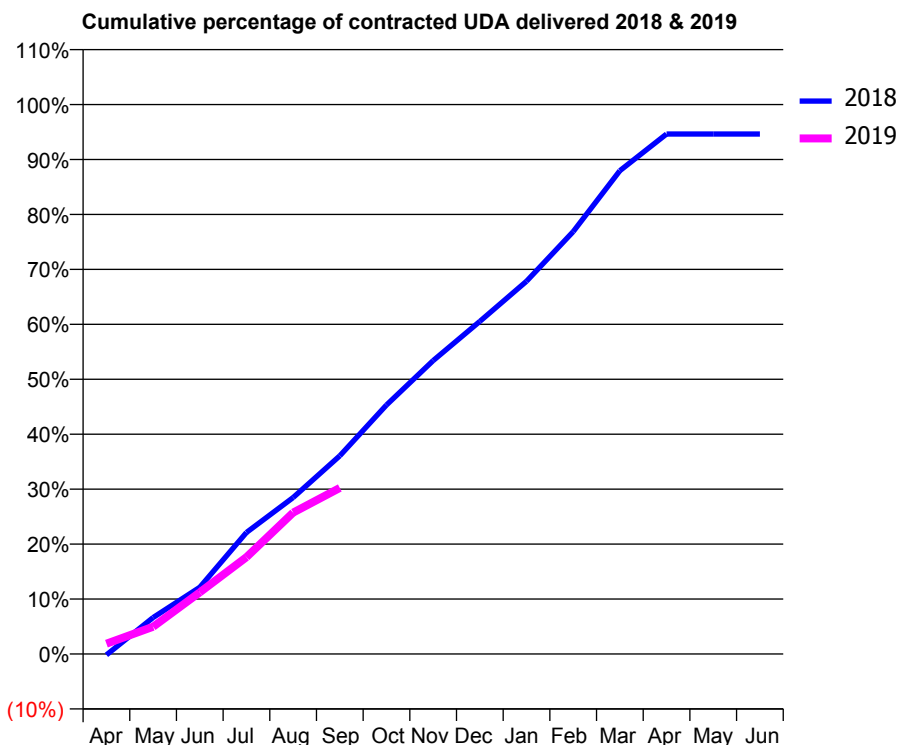
18/19 Contracted general activity (UDA)	18,391
Carry forward general activity (UDA)	0
18/19 Contracted orthodontic activity (UOA)	0
Carry forward orthodontic activity (UOA)	0
Baseline contract value	£454,239.32

ACCESS*

Patients seen in 24 months	Total	Change since previous quarter
Quarter ending September 2017	5,452	
Quarter ending December 2017	5,405	→
Quarter ending March 2018	5,473	→
Quarter ending June 2018	5,431	→
Quarter ending September 2018	5,381	→
Variance since September 2017	(1.3%)	↓



ACTIVITY



Month	Adjusted Scheduled Activity (UDA)	
	2018	2019
April	-35	345
May	1,219	913
June	2,234	2,064
July	4,069	3,244
August	5,239	4,734
September	6,633	5,561
October	8,333	
November	9,819	
December	11,135	
January	12,476	
February	14,136	
March	16,177	
April	17,403	
May	17,403	
June	17,404	

QUALITY

	Quantity	Base Number	Contract	AT	Region	England
% of FP17s for the same patient ID Re-attending within 3 months - Children	33	540	6.1%	11.6%	12.2%	11.6%
% of FP17s for the same patient ID Re-attending within 3 months - Adults	533	3,105	17.2%	15.1%	15.8%	15.5%
% of FP17s for the same patient ID Re-attending between 3 & 9 months - Children	325	540	60.2%	58.6%	60.3%	58.8%
% of FP17s for the same patient ID Re-attending between 3 & 9 months - Adults	1,668	3,105	53.7%	51.5%	53.5%	51.1%
% of FP17s for Band 1 Urgent Courses	273	3,194	8.5%	10.7%	9.1%	9.0%
% of FP17s Relating to Free Repair or Replacements	45	3,194	1.4%	0.9%	1.0%	0.8%
% of FP17s Relating to Continuations	30	3,194	0.9%	0.9%	1.0%	0.9%
% of Patients satisfied with the dentistry they have received	3	3	N/A	93.2%	93.6%	93.3%
% of Patients satisfied with the time they had to wait for an appointment	3	3	N/A	88.5%	89.8%	88.9%

* This is based on patients treated on this contract for their most recent course of treatment. Figures in italics indicate the base number of FP17s or Patient Questionnaire responses are less than 100. N/A is shown where the base number of responses is less than 10 during the period. % is calculated as Quantity/Base number*100

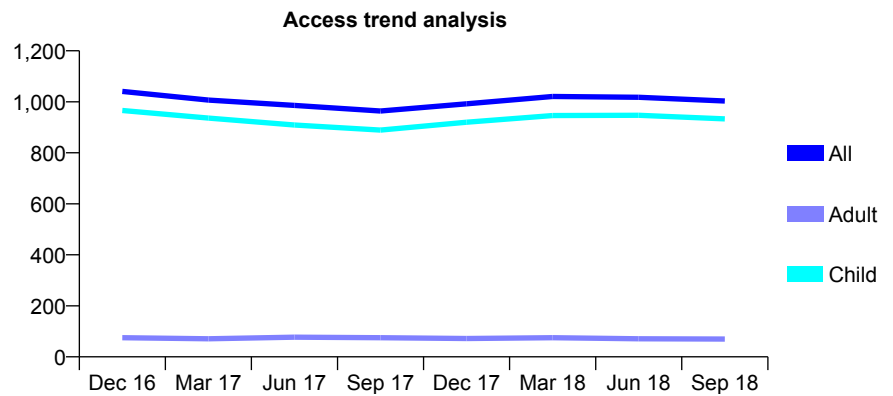
Q47 - Vital Signs At a Glance Contract Report for 814296/0001 - September 2018

Name or company name	MR AW ROBINSON
Contract type name	GDS Contract
Purpose of contract	General
Contract start date	01/04/2006
Contract end date	

18/19 Contracted general activity (UDA)	1,500
Carry forward general activity (UDA)	0
18/19 Contracted orthodontic activity (UOA)	0
Carry forward orthodontic activity (UOA)	0
Baseline contract value	£44,353.77

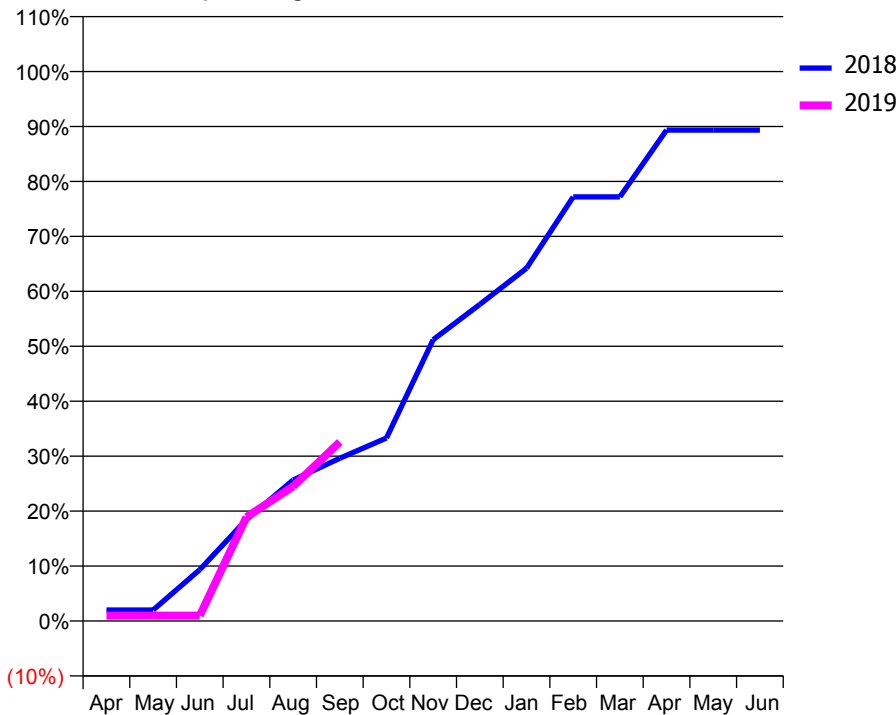
ACCESS*

Patients seen in 24 months	Total	Change since previous quarter
Quarter ending September 2017	964	
Quarter ending December 2017	992	↑
Quarter ending March 2018	1,021	↑
Quarter ending June 2018	1,018	→
Quarter ending September 2018	1,003	↓
Variance since September 2017	4.0%	↑



ACTIVITY

Cumulative percentage of contracted UDA delivered 2018 & 2019



Adjusted Scheduled Activity (UDA)		
Month	2018	2019
April	30	15
May	30	15
June	140	15
July	277	284
August	385	367
September	444	489
October	500	
November	768	
December	864	
January	963	
February	1,158	
March	1,158	
April	1,340	
May	1,340	
June	1,340	

QUALITY

	Quantity	Base Number	Contract	AT	Region	England
% of FP17s for the same patient ID Re-attending within 3 months - Children	48	538	8.9%	11.6%	12.2%	11.6%
% of FP17s for the same patient ID Re-attending within 3 months - Adults	0	0	N/A	15.1%	15.8%	15.5%
% of FP17s for the same patient ID Re-attending between 3 & 9 months - Children	196	538	36.4%	58.6%	60.3%	58.8%
% of FP17s for the same patient ID Re-attending between 3 & 9 months - Adults	0	0	N/A	51.5%	53.5%	51.1%
% of FP17s for Band 1 Urgent Courses	52	413	12.6%	10.7%	9.1%	9.0%
% of FP17s Relating to Free Repair or Replacements	0	413	0.0%	0.9%	1.0%	0.8%
% of FP17s Relating to Continuations	0	413	0.0%	0.9%	1.0%	0.9%
% of Patients satisfied with the dentistry they have received	0	0	N/A	93.2%	93.6%	93.3%
% of Patients satisfied with the time they had to wait for an appointment	0	0	N/A	88.5%	89.8%	88.9%

* This is based on patients treated on this contract for their most recent course of treatment. Figures in italics indicate the base number of FP17s or Patient Questionnaire responses are less than 100. N/A is shown where the base number of responses is less than 10 during the period. % is calculated as Quantity/Base number*100

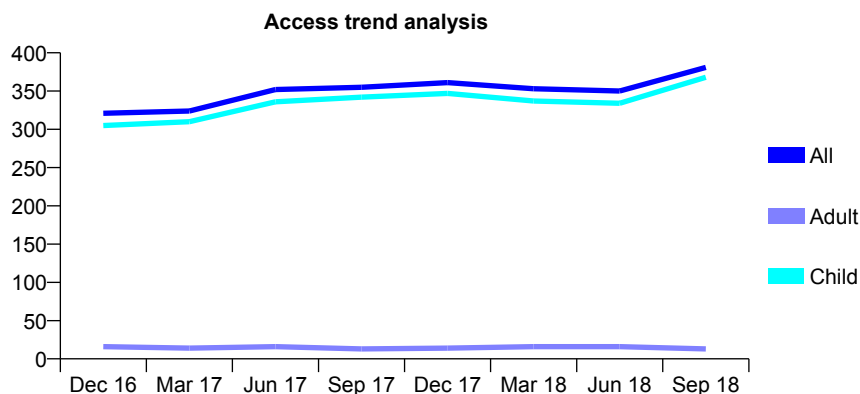
Q47 - Vital Signs At a Glance Contract Report for 814490/0001 - September 2018

Name or company name	MR MA POWELL
Contract type name	GDS Contract
Purpose of contract	General
Contract start date	01/04/2006
Contract end date	

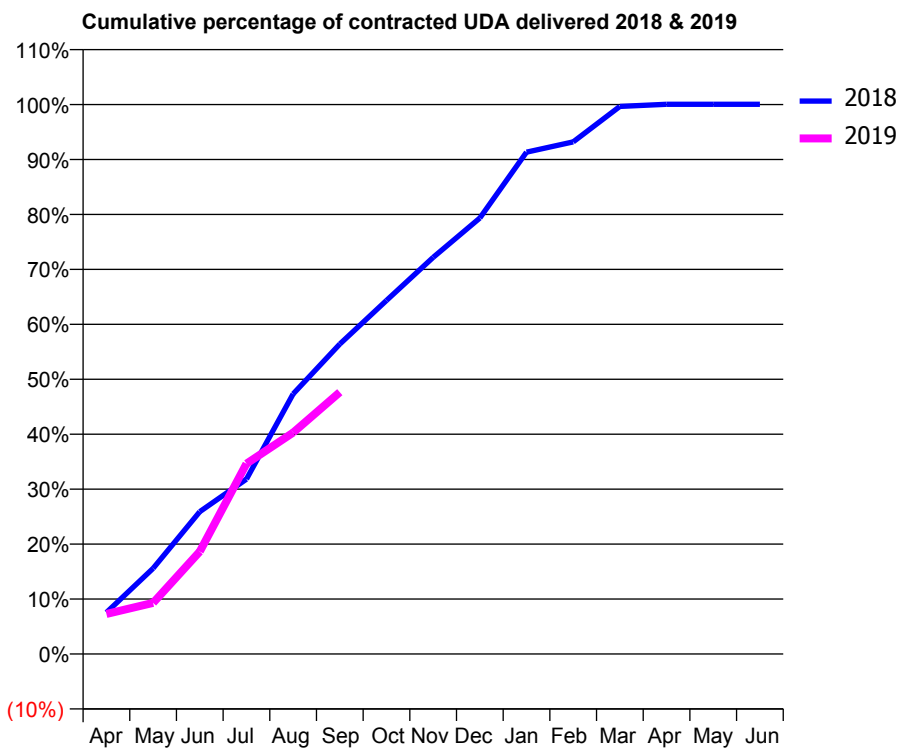
18/19 Contracted general activity (UDA)	795
Carry forward general activity (UDA)	0
18/19 Contracted orthodontic activity (UOA)	0
Carry forward orthodontic activity (UOA)	0
Baseline contract value	£19,030.24

ACCESS*

Patients seen in 24 months	Total	Change since previous quarter
Quarter ending September 2017	355	
Quarter ending December 2017	361	→
Quarter ending March 2018	353	↓
Quarter ending June 2018	350	→
Quarter ending September 2018	381	↑
Variance since September 2017	7.3%	↑



ACTIVITY



Adjusted Scheduled Activity (UDA)		
Month	2018	2019
April	60	58
May	124	74
June	206	148
July	253	275
August	376	320
September	448	379
October	512	
November	574	
December	631	
January	726	
February	741	
March	792	
April	795	
May	795	
June	795	

QUALITY

	Quantity	Base Number	Contract	AT	Region	England
% of FP17s for the same patient ID Re-attending within 3 months - Children	6	254	2.4%	11.6%	12.2%	11.6%
% of FP17s for the same patient ID Re-attending within 3 months - Adults	0	0	N/A	15.1%	15.8%	15.5%
% of FP17s for the same patient ID Re-attending between 3 & 9 months - Children	160	254	63.0%	58.6%	60.3%	58.8%
% of FP17s for the same patient ID Re-attending between 3 & 9 months - Adults	0	0	N/A	51.5%	53.5%	51.1%
% of FP17s for Band 1 Urgent Courses	4	251	1.6%	10.7%	9.1%	9.0%
% of FP17s Relating to Free Repair or Replacements	0	251	0.0%	0.9%	1.0%	0.8%
% of FP17s Relating to Continuations	0	251	0.0%	0.9%	1.0%	0.9%
% of Patients satisfied with the dentistry they have received	0	0	N/A	93.2%	93.6%	93.3%
% of Patients satisfied with the time they had to wait for an appointment	0	0	N/A	88.5%	89.8%	88.9%

* This is based on patients treated on this contract for their most recent course of treatment. Figures in italics indicate the base number of FP17s or Patient Questionnaire responses are less than 100. N/A is shown where the base number of responses is less than 10 during the period. % is calculated as Quantity/Base number*100

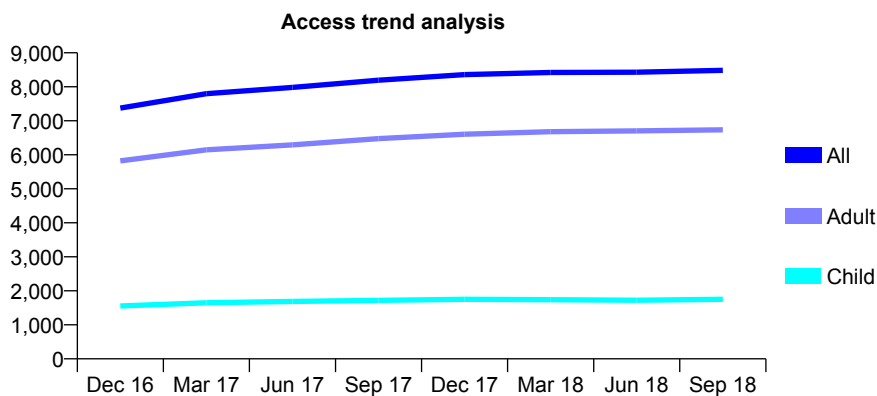
Q47 - Vital Signs At a Glance Contract Report for 819786/0001 - September 2018

Name or company name	MR CA TURNER
Contract type name	GDS Contract
Purpose of contract	General
Contract start date	01/10/2013
Contract end date	

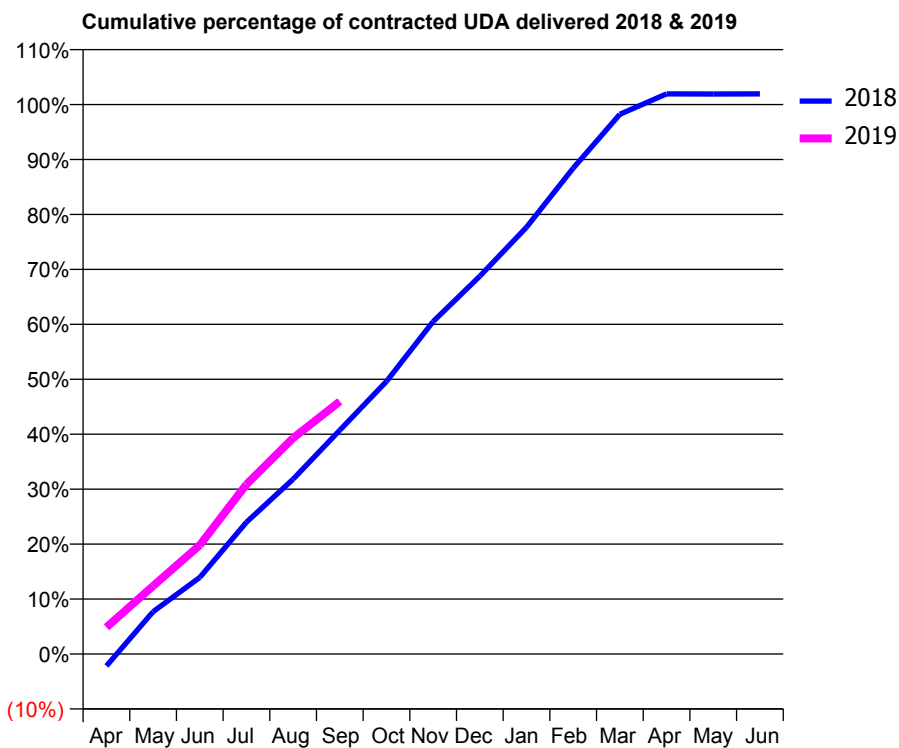
18/19 Contracted general activity (UDA)	22,621
Carry forward general activity (UDA)	0
18/19 Contracted orthodontic activity (UOA)	0
Carry forward orthodontic activity (UOA)	0
Baseline contract value	£838,475.20

ACCESS*

Patients seen in 24 months	Total	Change since previous quarter
Quarter ending September 2017	8,196	
Quarter ending December 2017	8,357	→
Quarter ending March 2018	8,422	→
Quarter ending June 2018	8,430	→
Quarter ending September 2018	8,486	→
Variance since September 2017	3.5%	↑



ACTIVITY



Month	Adjusted Scheduled Activity (UDA)	
	2018	2019
April	-499	1,102
May	1,744	2,800
June	3,152	4,480
July	5,424	6,986
August	7,199	8,891
September	9,212	10,398
October	11,222	
November	13,685	
December	15,552	
January	17,571	
February	20,001	
March	22,218	
April	23,056	
May	23,055	
June	23,059	

QUALITY

	Quantity	Base Number	Contract	AT	Region	England
% of FP17s for the same patient ID Re-attending within 3 months - Children	106	1,418	7.5%	11.6%	12.2%	11.6%
% of FP17s for the same patient ID Re-attending within 3 months - Adults	564	4,300	13.1%	15.1%	15.8%	15.5%
% of FP17s for the same patient ID Re-attending between 3 & 9 months - Children	1,056	1,418	74.5%	58.6%	60.3%	58.8%
% of FP17s for the same patient ID Re-attending between 3 & 9 months - Adults	1,982	4,300	46.1%	51.5%	53.5%	51.1%
% of FP17s for Band 1 Urgent Courses	474	5,295	9.0%	10.7%	9.1%	9.0%
% of FP17s Relating to Free Repair or Replacements	150	5,295	2.8%	0.9%	1.0%	0.8%
% of FP17s Relating to Continuations	34	5,295	0.6%	0.9%	1.0%	0.9%
% of Patients satisfied with the dentistry they have received	4	5	N/A	93.2%	93.6%	93.3%
% of Patients satisfied with the time they had to wait for an appointment	5	5	N/A	88.5%	89.8%	88.9%

* This is based on patients treated on this contract for their most recent course of treatment. Figures in italics indicate the base number of FP17s or Patient Questionnaire responses are less than 100. N/A is shown where the base number of responses is less than 10 during the period. % is calculated as Quantity/Base number*100

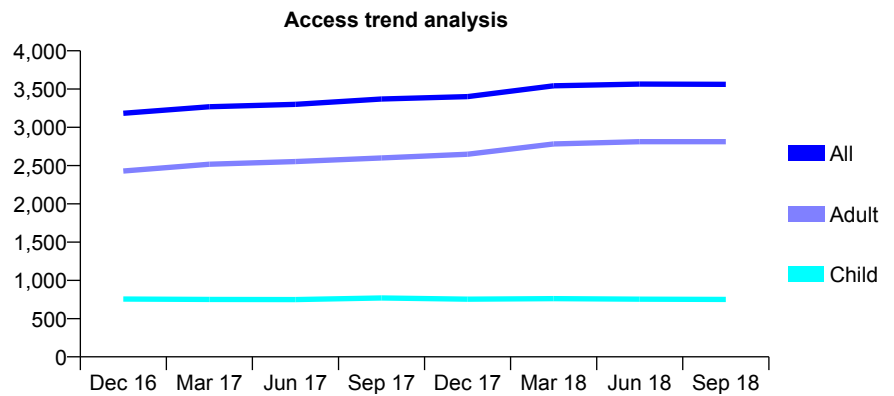
Q47 - Vital Signs At a Glance Contract Report for 819964/0001 - September 2018

Name or company name	MRS A KING
Contract type name	GDS Contract
Purpose of contract	General
Contract start date	01/04/2006
Contract end date	

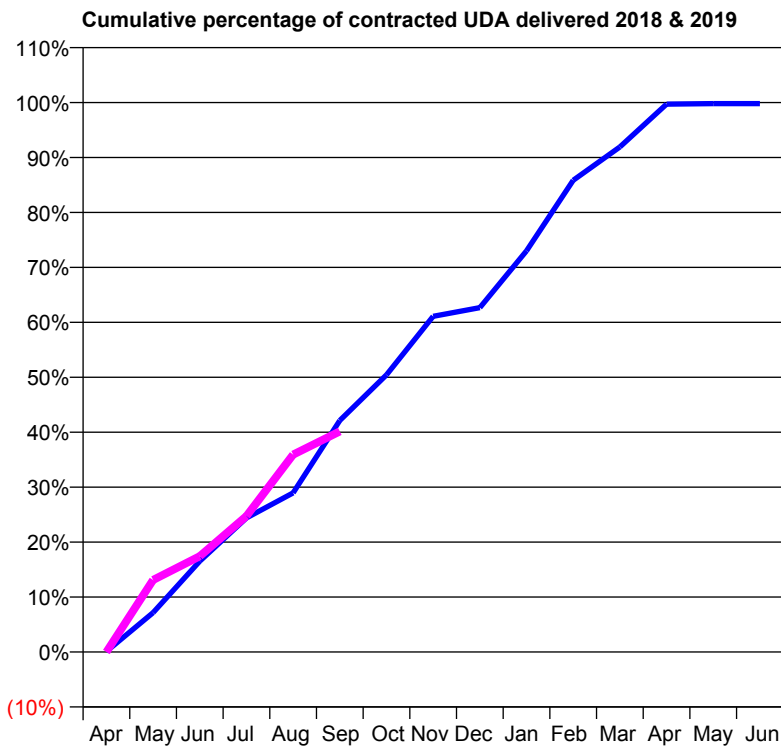
18/19 Contracted general activity (UDA)	10,098
Carry forward general activity (UDA)	0
18/19 Contracted orthodontic activity (UOA)	0
Carry forward orthodontic activity (UOA)	0
Baseline contract value	£290,629.28

ACCESS*

Patients seen in 24 months	Total	Change since previous quarter
Quarter ending September 2017	3,370	
Quarter ending December 2017	3,401	→
Quarter ending March 2018	3,542	↑
Quarter ending June 2018	3,566	→
Quarter ending September 2018	3,562	→
Variance since September 2017	5.7%	↑



ACTIVITY



Month	Adjusted Scheduled Activity (UDA)	
	2018	2019
April	10	0
May	724	1,325
June	1,671	1,760
July	2,463	2,499
August	2,925	3,628
September	4,256	4,055
October	5,094	
November	6,168	
December	6,328	
January	7,372	
February	8,668	
March	9,281	
April	10,069	
May	10,078	
June	10,078	

QUALITY

	Quantity	Base Number	Contract	AT	Region	England
% of FP17s for the same patient ID Re-attending within 3 months - Children	37	658	5.6%	11.6%	12.2%	11.6%
% of FP17s for the same patient ID Re-attending within 3 months - Adults	300	2,429	12.4%	15.1%	15.8%	15.5%
% of FP17s for the same patient ID Re-attending between 3 & 9 months - Children	468	658	71.1%	58.6%	60.3%	58.8%
% of FP17s for the same patient ID Re-attending between 3 & 9 months - Adults	1,733	2,429	71.3%	51.5%	53.5%	51.1%
% of FP17s for Band 1 Urgent Courses	164	2,630	6.2%	10.7%	9.1%	9.0%
% of FP17s Relating to Free Repair or Replacements	24	2,630	0.9%	0.9%	1.0%	0.8%
% of FP17s Relating to Continuations	31	2,630	1.2%	0.9%	1.0%	0.9%
% of Patients satisfied with the dentistry they have received	39	41	95.1%	93.2%	93.6%	93.3%
% of Patients satisfied with the time they had to wait for an appointment	39	41	95.1%	88.5%	89.8%	88.9%

* This is based on patients treated on this contract for their most recent course of treatment. Figures in italics indicate the base number of FP17s or Patient Questionnaire responses are less than 100. N/A is shown where the base number of responses is less than 10 during the period. % is calculated as Quantity/Base number*100

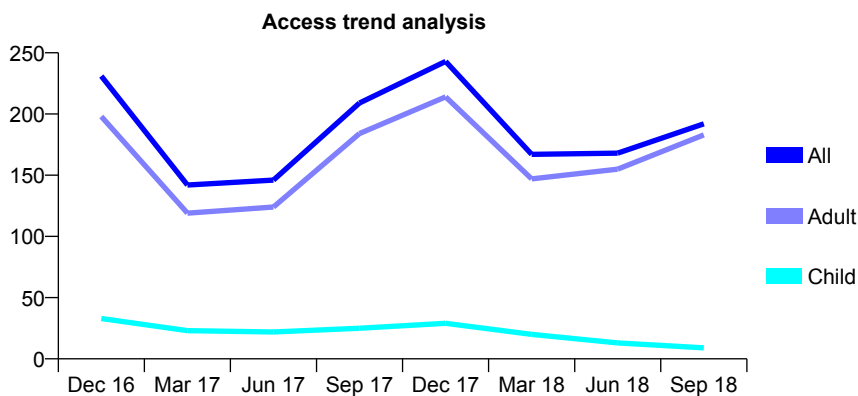
Q47 - Vital Signs At a Glance Contract Report for 819964/0003 - September 2018

Name or company name	MRS A KING
Contract type name	GDS Contract
Purpose of contract	General
Contract start date	01/04/2013
Contract end date	

18/19 Contracted general activity (UDA)	594
Carry forward general activity (UDA)	0
18/19 Contracted orthodontic activity (UOA)	0
Carry forward orthodontic activity (UOA)	0
Baseline contract value	£56,956.79

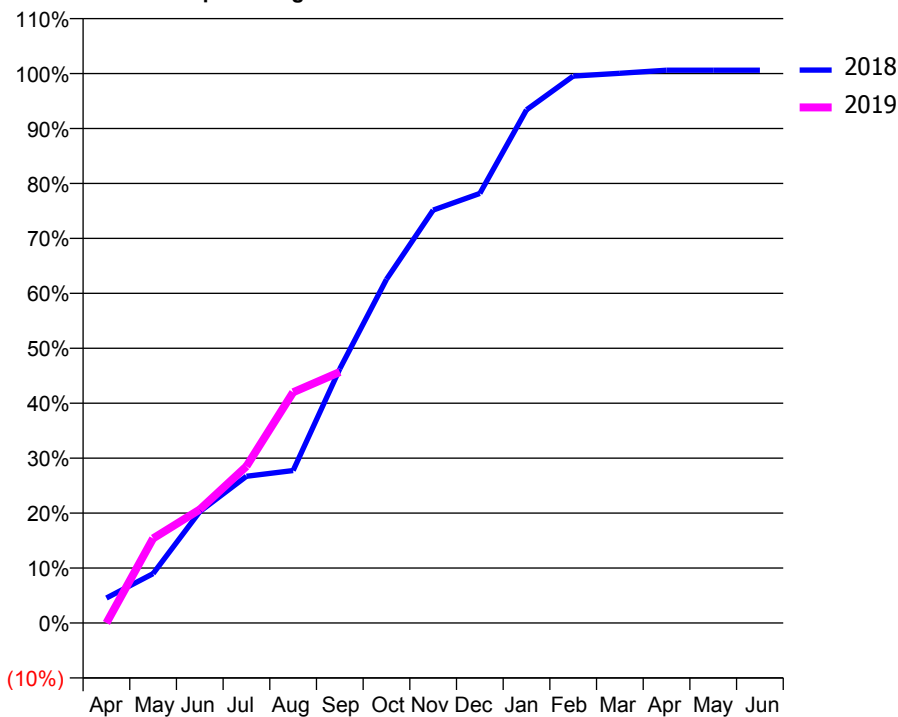
ACCESS*

Patients seen in 24 months	Total	Change since previous quarter
Quarter ending September 2017	209	
Quarter ending December 2017	243	↑
Quarter ending March 2018	167	↓
Quarter ending June 2018	168	→
Quarter ending September 2018	192	↑
Variance since September 2017	(8.1%)	↓



ACTIVITY

Cumulative percentage of contracted UDA delivered 2018 & 2019



Adjusted Scheduled Activity (UDA)

Month	2018	2019
April	27	0
May	53	91
June	120	123
July	159	169
August	165	249
September	275	271
October	372	
November	446	
December	464	
January	555	
February	591	
March	594	
April	598	
May	598	
June	598	

QUALITY

	Quantity	Base Number	Contract	AT	Region	England
% of FP17s for the same patient ID Re-attending within 3 months - Children	0	5	0.0%	11.6%	12.2%	11.6%
% of FP17s for the same patient ID Re-attending within 3 months - Adults	9	152	5.9%	15.1%	15.8%	15.5%
% of FP17s for the same patient ID Re-attending between 3 & 9 months - Children	0	5	0.0%	58.6%	60.3%	58.8%
% of FP17s for the same patient ID Re-attending between 3 & 9 months - Adults	65	152	42.8%	51.5%	53.5%	51.1%
% of FP17s for Band 1 Urgent Courses	12	153	7.8%	10.7%	9.1%	9.0%
% of FP17s Relating to Free Repair or Replacements	0	153	0.0%	0.9%	1.0%	0.8%
% of FP17s Relating to Continuations	0	153	0.0%	0.9%	1.0%	0.9%
% of Patients satisfied with the dentistry they have received	5	5	N/A	93.2%	93.6%	93.3%
% of Patients satisfied with the time they had to wait for an appointment	5	5	N/A	88.5%	89.8%	88.9%

* This is based on patients treated on this contract for their most recent course of treatment. Figures in italics indicate the base number of FP17s or Patient Questionnaire responses are less than 100. N/A is shown where the base number of responses is less than 10 during the period. % is calculated as Quantity/Base number*100

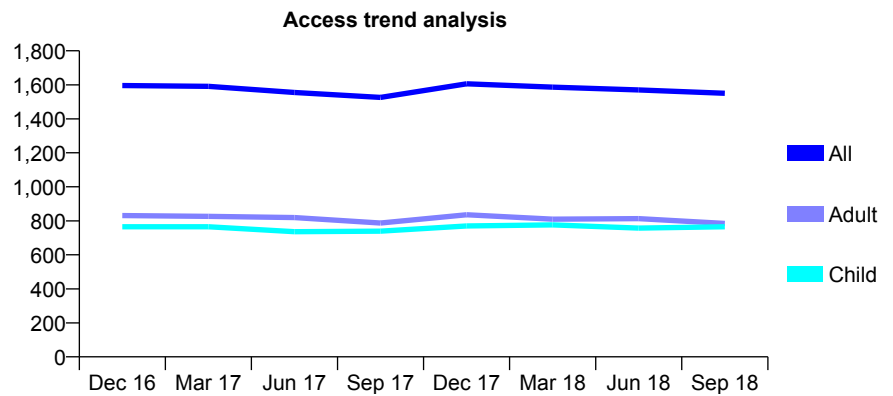
Q47 - Vital Signs At a Glance Contract Report for 821969/0003 - September 2018

Name or company name	MRS H BURNS
Contract type name	GDS Contract
Purpose of contract	General
Contract start date	04/05/2009
Contract end date	

18/19 Contracted general activity (UDA)	6,025
Carry forward general activity (UDA)	0
18/19 Contracted orthodontic activity (UOA)	0
Carry forward orthodontic activity (UOA)	0
Baseline contract value	£111,332.48

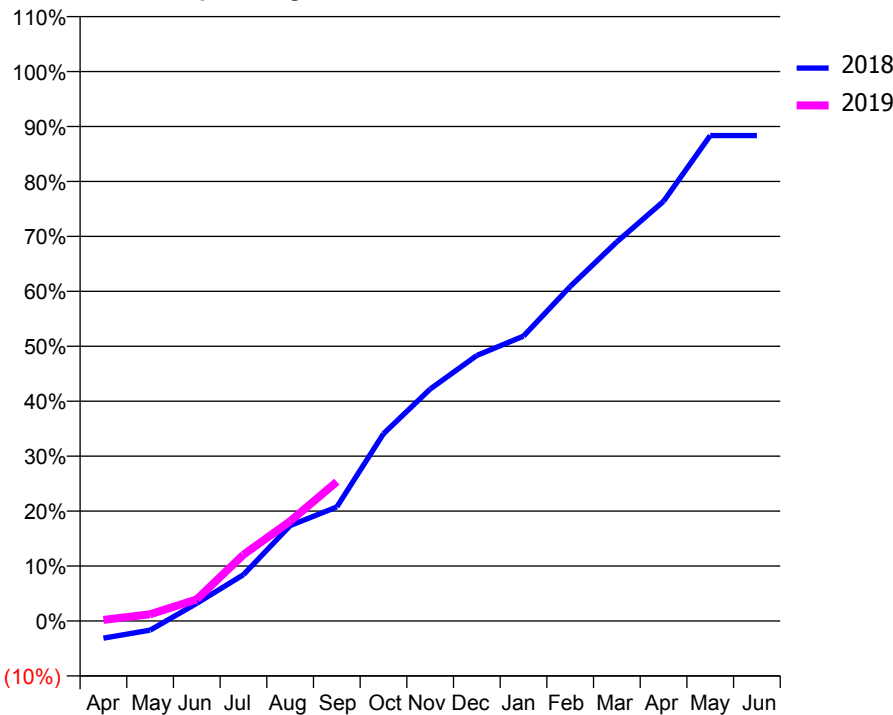
ACCESS*

Patients seen in 24 months	Total	Change since previous quarter
Quarter ending September 2017	1,526	
Quarter ending December 2017	1,606	↑
Quarter ending March 2018	1,586	↓
Quarter ending June 2018	1,570	↓
Quarter ending September 2018	1,550	↓
Variance since September 2017	1.6%	→



ACTIVITY

Cumulative percentage of contracted UDA delivered 2018 & 2019



Adjusted Scheduled Activity (UDA)		
Month	2018	2019
April	-190	12
May	-102	74
June	194	238
July	508	727
August	1,046	1,094
September	1,251	1,527
October	2,053	
November	2,543	
December	2,911	
January	3,123	
February	3,668	
March	4,157	
April	4,601	
May	5,323	
June	5,323	

QUALITY

	Quantity	Base Number	Contract	AT	Region	England
% of FP17s for the same patient ID Re-attending within 3 months - Children	18	439	4.1%	11.6%	12.2%	11.6%
% of FP17s for the same patient ID Re-attending within 3 months - Adults	32	361	8.9%	15.1%	15.8%	15.5%
% of FP17s for the same patient ID Re-attending between 3 & 9 months - Children	224	439	51.0%	58.6%	60.3%	58.8%
% of FP17s for the same patient ID Re-attending between 3 & 9 months - Adults	150	361	41.6%	51.5%	53.5%	51.1%
% of FP17s for Band 1 Urgent Courses	8	489	1.6%	10.7%	9.1%	9.0%
% of FP17s Relating to Free Repair or Replacements	0	489	0.0%	0.9%	1.0%	0.8%
% of FP17s Relating to Continuations	0	489	0.0%	0.9%	1.0%	0.9%
% of Patients satisfied with the dentistry they have received	0	0	N/A	93.2%	93.6%	93.3%
% of Patients satisfied with the time they had to wait for an appointment	0	0	N/A	88.5%	89.8%	88.9%

* This is based on patients treated on this contract for their most recent course of treatment. Figures in italics indicate the base number of FP17s or Patient Questionnaire responses are less than 100. N/A is shown where the base number of responses is less than 10 during the period. % is calculated as Quantity/Base number*100

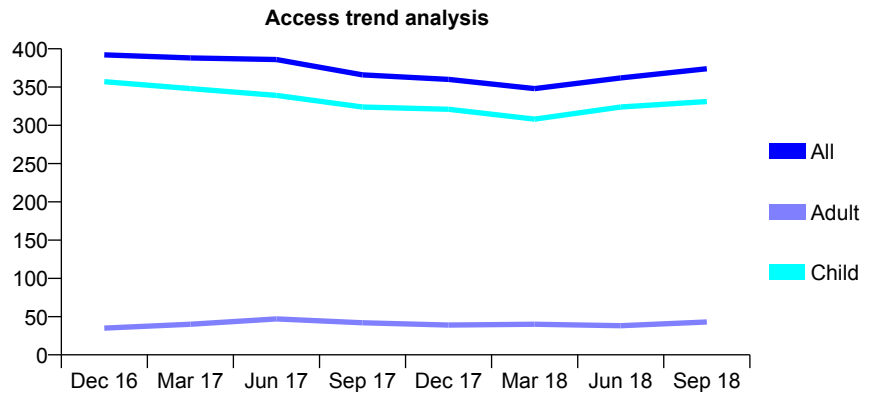
Q47 - Vital Signs At a Glance Contract Report for 826693/0001 - September 2018

Name or company name	MR JR MCHUGH
Contract type name	GDS Contract
Purpose of contract	General
Contract start date	01/04/2006
Contract end date	

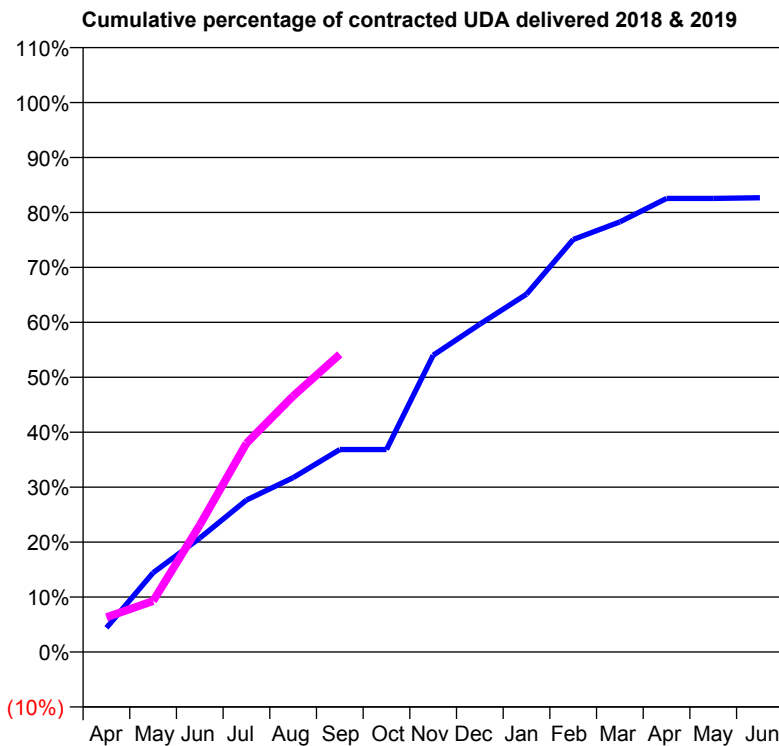
18/19 Contracted general activity (UDA)	750
Carry forward general activity (UDA)	0
18/19 Contracted orthodontic activity (UOA)	0
Carry forward orthodontic activity (UOA)	0
Baseline contract value	£17,935.40

ACCESS*

Patients seen in 24 months	Total	Change since previous quarter
Quarter ending September 2017	366	
Quarter ending December 2017	360	↓
Quarter ending March 2018	348	↓
Quarter ending June 2018	362	↑
Quarter ending September 2018	374	↑
Variance since September 2017	2.2%	↑



ACTIVITY



Adjusted Scheduled Activity (UDA)		
Month	2018	2019
April	33	47
May	108	70
June	156	173
July	207	285
August	238	349
September	276	406
October	276	
November	405	
December	447	
January	488	
February	563	
March	587	
April	619	
May	619	
June	620	

QUALITY

	Quantity	Base Number	Contract	AT	Region	England
% of FP17s for the same patient ID Re-attending within 3 months - Children	25	318	7.9%	11.6%	12.2%	11.6%
% of FP17s for the same patient ID Re-attending within 3 months - Adults	0	0	N/A	15.1%	15.8%	15.5%
% of FP17s for the same patient ID Re-attending between 3 & 9 months - Children	197	318	61.9%	58.6%	60.3%	58.8%
% of FP17s for the same patient ID Re-attending between 3 & 9 months - Adults	0	0	N/A	51.5%	53.5%	51.1%
% of FP17s for Band 1 Urgent Courses	12	291	4.1%	10.7%	9.1%	9.0%
% of FP17s Relating to Free Repair or Replacements	0	291	0.0%	0.9%	1.0%	0.8%
% of FP17s Relating to Continuations	0	291	0.0%	0.9%	1.0%	0.9%
% of Patients satisfied with the dentistry they have received	0	0	N/A	93.2%	93.6%	93.3%
% of Patients satisfied with the time they had to wait for an appointment	0	0	N/A	88.5%	89.8%	88.9%

* This is based on patients treated on this contract for their most recent course of treatment. Figures in italics indicate the base number of FP17s or Patient Questionnaire responses are less than 100. N/A is shown where the base number of responses is less than 10 during the period. % is calculated as Quantity/Base number*100

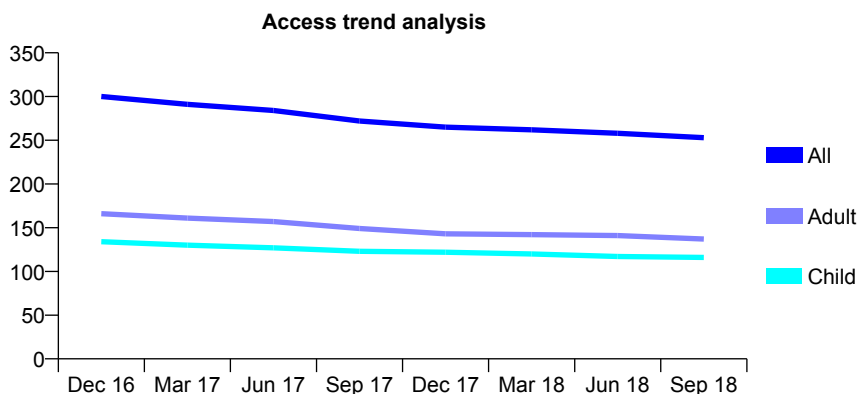
Q47 - Vital Signs At a Glance Contract Report for 836257/0001 - September 2018

Name or company name	MR TA KANJOO
Contract type name	GDS Contract
Purpose of contract	General
Contract start date	01/04/2006
Contract end date	

18/19 Contracted general activity (UDA)	600
Carry forward general activity (UDA)	0
18/19 Contracted orthodontic activity (UOA)	0
Carry forward orthodontic activity (UOA)	0
Baseline contract value	£14,350.80

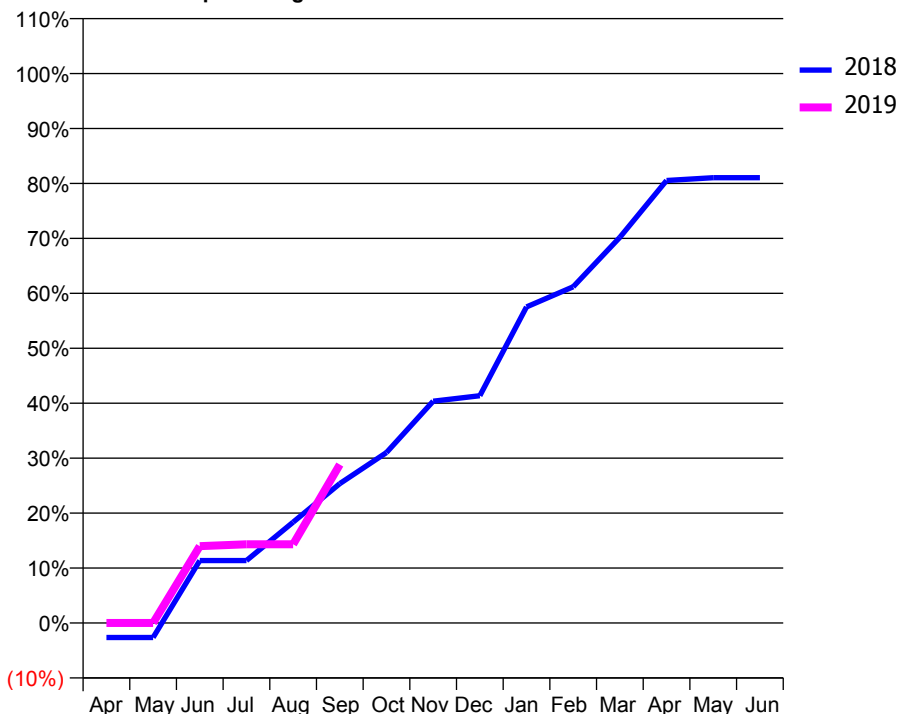
ACCESS*

Patients seen in 24 months	Total	Change since previous quarter
Quarter ending September 2017	272	
Quarter ending December 2017	265	↓
Quarter ending March 2018	262	↓
Quarter ending June 2018	258	↓
Quarter ending September 2018	253	↓
Variance since September 2017	(7.0%)	↓



ACTIVITY

Cumulative percentage of contracted UDA delivered 2018 & 2019



Adjusted Scheduled Activity (UDA)		
Month	2018	2019
April	-16	0
May	-16	0
June	68	84
July	68	86
August	110	86
September	152	173
October	186	
November	242	
December	248	
January	345	
February	367	
March	421	
April	483	
May	486	
June	486	

QUALITY

	Quantity	Base Number	Contract	AT	Region	England
% of FP17s for the same patient ID Re-attending within 3 months - Children	3	58	5.2%	11.6%	12.2%	11.6%
% of FP17s for the same patient ID Re-attending within 3 months - Adults	4	75	5.3%	15.1%	15.8%	15.5%
% of FP17s for the same patient ID Re-attending between 3 & 9 months - Children	42	58	72.4%	58.6%	60.3%	58.8%
% of FP17s for the same patient ID Re-attending between 3 & 9 months - Adults	45	75	60.0%	51.5%	53.5%	51.1%
% of FP17s for Band 1 Urgent Courses	0	101	0.0%	10.7%	9.1%	9.0%
% of FP17s Relating to Free Repair or Replacements	0	101	0.0%	0.9%	1.0%	0.8%
% of FP17s Relating to Continuations	0	101	0.0%	0.9%	1.0%	0.9%
% of Patients satisfied with the dentistry they have received	0	0	N/A	93.2%	93.6%	93.3%
% of Patients satisfied with the time they had to wait for an appointment	0	0	N/A	88.5%	89.8%	88.9%

* This is based on patients treated on this contract for their most recent course of treatment. Figures in italics indicate the base number of FP17s or Patient Questionnaire responses are less than 100. N/A is shown where the base number of responses is less than 10 during the period. % is calculated as Quantity/Base number*100

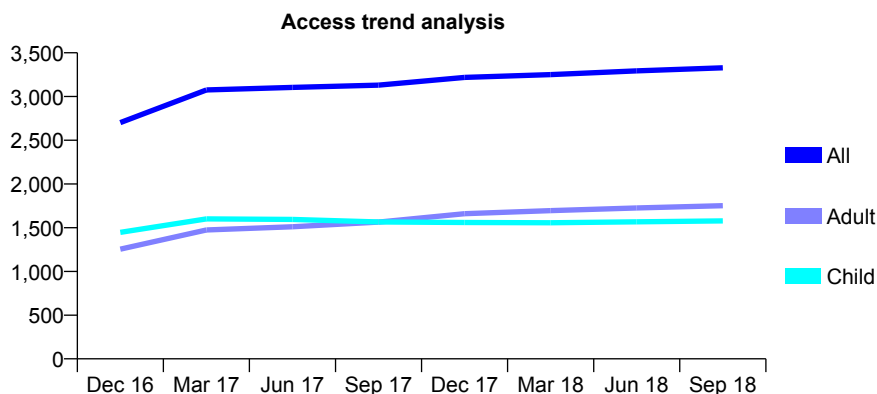
Q47 - Vital Signs At a Glance Contract Report for 842540/0006 - September 2018

Name or company name	MISS JS PRASAD
Contract type name	GDS Contract
Purpose of contract	General
Contract start date	01/04/2014
Contract end date	

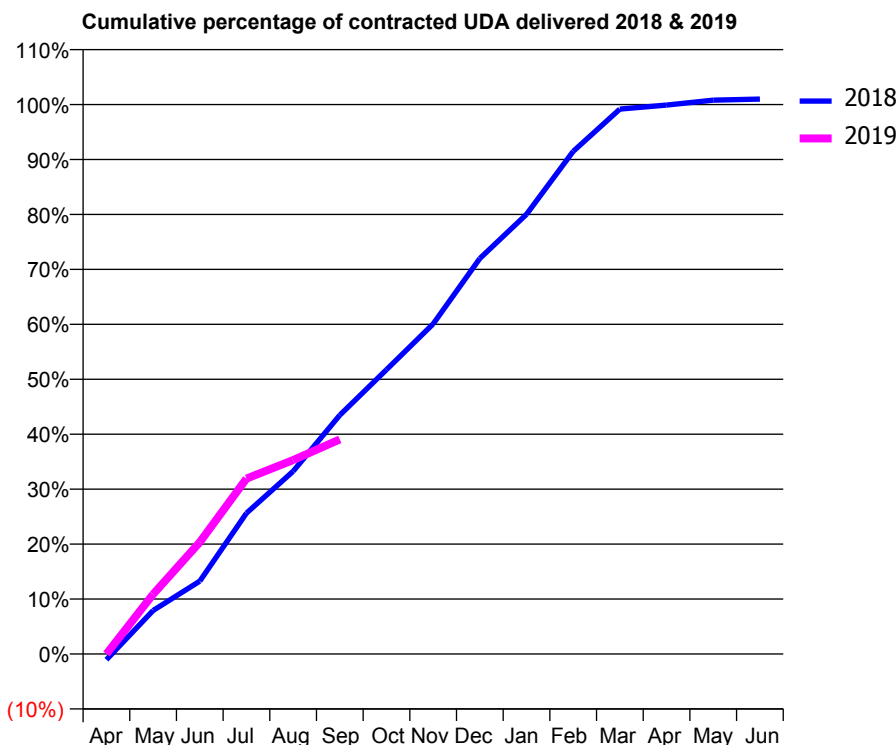
18/19 Contracted general activity (UDA)	11,007
Carry forward general activity (UDA)	0
18/19 Contracted orthodontic activity (UOA)	0
Carry forward orthodontic activity (UOA)	0
Baseline contract value	£284,664.43

ACCESS*

Patients seen in 24 months	Total	Change since previous quarter
Quarter ending September 2017	3,130	
Quarter ending December 2017	3,219	↑
Quarter ending March 2018	3,251	→
Quarter ending June 2018	3,293	→
Quarter ending September 2018	3,328	→
Variance since September 2017	6.3%	↑



ACTIVITY



Month	Adjusted Scheduled Activity (UDA)	
	2018	2019
April	-117	0
May	873	1,197
June	1,459	2,240
July	2,823	3,513
August	3,661	3,885
September	4,785	4,298
October	5,696	
November	6,613	
December	7,924	
January	8,807	
February	10,068	
March	10,916	
April	10,994	
May	11,093	
June	11,116	

QUALITY

	Quantity	Base Number	Contract	AT	Region	England
% of FP17s for the same patient ID Re-attending within 3 months - Children	162	1,163	13.9%	11.6%	12.2%	11.6%
% of FP17s for the same patient ID Re-attending within 3 months - Adults	202	999	20.2%	15.1%	15.8%	15.5%
% of FP17s for the same patient ID Re-attending between 3 & 9 months - Children	754	1,163	64.8%	58.6%	60.3%	58.8%
% of FP17s for the same patient ID Re-attending between 3 & 9 months - Adults	557	999	55.8%	51.5%	53.5%	51.1%
% of FP17s for Band 1 Urgent Courses	75	2,041	3.7%	10.7%	9.1%	9.0%
% of FP17s Relating to Free Repair or Replacements	3	2,041	0.1%	0.9%	1.0%	0.8%
% of FP17s Relating to Continuations	0	2,041	0.0%	0.9%	1.0%	0.9%
% of Patients satisfied with the dentistry they have received	2	2	N/A	93.2%	93.6%	93.3%
% of Patients satisfied with the time they had to wait for an appointment	2	2	N/A	88.5%	89.8%	88.9%

* This is based on patients treated on this contract for their most recent course of treatment. Figures in italics indicate the base number of FP17s or Patient Questionnaire responses are less than 100. N/A is shown where the base number of responses is less than 10 during the period. % is calculated as Quantity/Base number*100

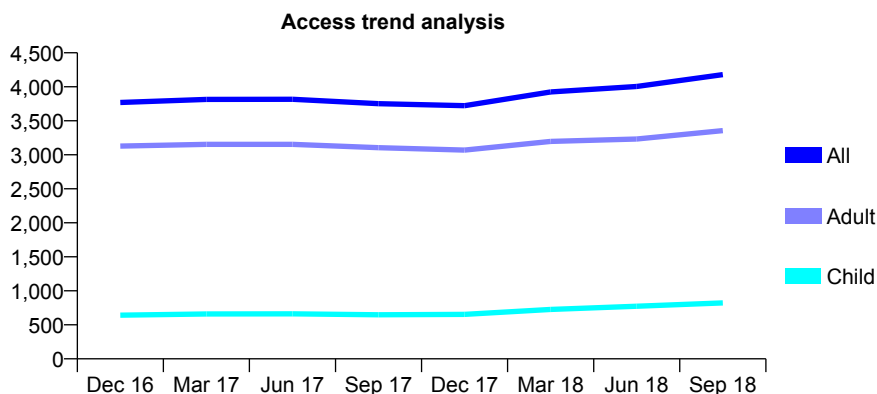
Q47 - Vital Signs At a Glance Contract Report for 865087/0001 - September 2018

Name or company name	Ahmed and Somisetty
Contract type name	GDS Contract
Purpose of contract	General
Contract start date	01/11/2013
Contract end date	

18/19 Contracted general activity (UDA)	15,000
Carry forward general activity (UDA)	0
18/19 Contracted orthodontic activity (UOA)	0
Carry forward orthodontic activity (UOA)	0
Baseline contract value	£415,628.82

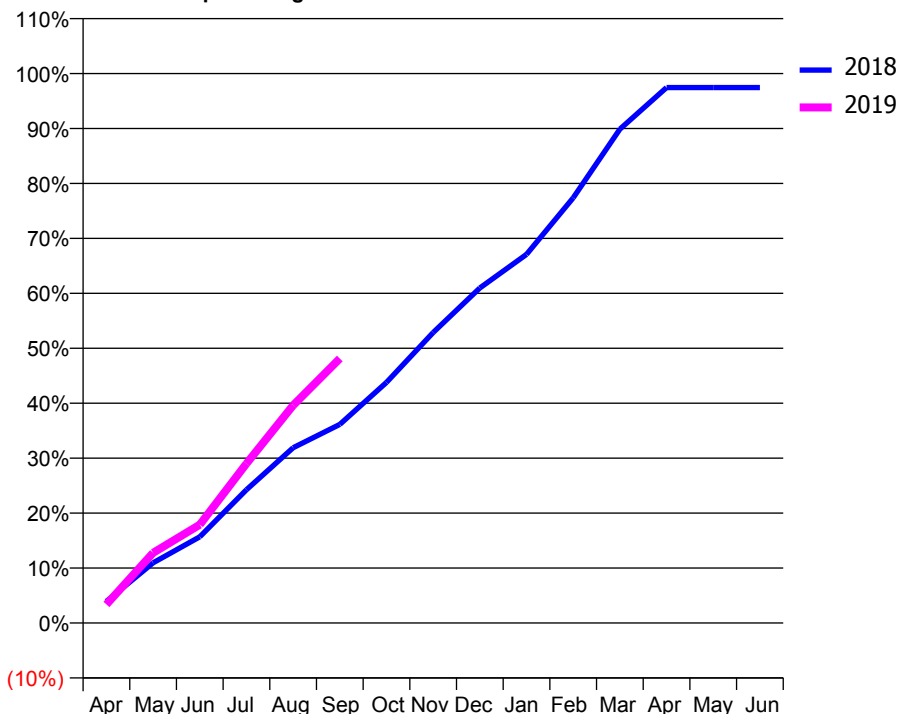
ACCESS*

Patients seen in 24 months	Total	Change since previous quarter
Quarter ending September 2017	3,752	
Quarter ending December 2017	3,723	→
Quarter ending March 2018	3,925	↑
Quarter ending June 2018	4,005	↑
Quarter ending September 2018	4,179	↑
Variance since September 2017	11.4%	↑



ACTIVITY

Cumulative percentage of contracted UDA delivered 2018 & 2019



Month	Adjusted Scheduled Activity (UDA)	
	2018	2019
April	591	507
May	1,645	1,916
June	2,352	2,684
July	3,638	4,353
August	4,787	5,942
September	5,420	7,220
October	6,568	
November	7,932	
December	9,145	
January	10,063	
February	11,606	
March	13,483	
April	14,616	
May	14,618	
June	14,618	

QUALITY

	Quantity	Base Number	Contract	AT	Region	England
% of FP17s for the same patient ID Re-attending within 3 months - Children	42	719	5.8%	11.6%	12.2%	11.6%
% of FP17s for the same patient ID Re-attending within 3 months - Adults	387	2,711	14.3%	15.1%	15.8%	15.5%
% of FP17s for the same patient ID Re-attending between 3 & 9 months - Children	436	719	60.6%	58.6%	60.3%	58.8%
% of FP17s for the same patient ID Re-attending between 3 & 9 months - Adults	1,612	2,711	59.5%	51.5%	53.5%	51.1%
% of FP17s for Band 1 Urgent Courses	174	3,193	5.4%	10.7%	9.1%	9.0%
% of FP17s Relating to Free Repair or Replacements	32	3,193	1.0%	0.9%	1.0%	0.8%
% of FP17s Relating to Continuations	32	3,193	1.0%	0.9%	1.0%	0.9%
% of Patients satisfied with the dentistry they have received	5	5	N/A	93.2%	93.6%	93.3%
% of Patients satisfied with the time they had to wait for an appointment	5	5	N/A	88.5%	89.8%	88.9%

* This is based on patients treated on this contract for their most recent course of treatment. Figures in italics indicate the base number of FP17s or Patient Questionnaire responses are less than 100. N/A is shown where the base number of responses is less than 10 during the period. % is calculated as Quantity/Base number*100

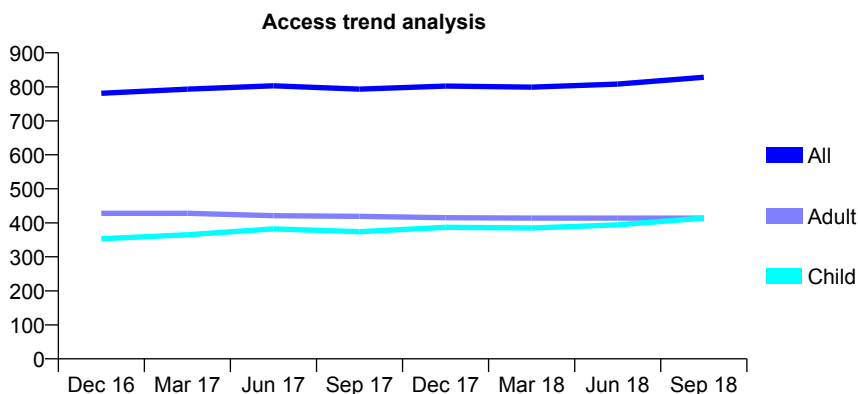
Q47 - Vital Signs At a Glance Contract Report for 908851/0002 - September 2018

Name or company name	Boulevard Dental Surgery
Contract type name	GDS Contract
Purpose of contract	General
Contract start date	02/06/2009
Contract end date	

18/19 Contracted general activity (UDA)	3,550
Carry forward general activity (UDA)	0
18/19 Contracted orthodontic activity (UOA)	0
Carry forward orthodontic activity (UOA)	0
Baseline contract value	£103,173.73

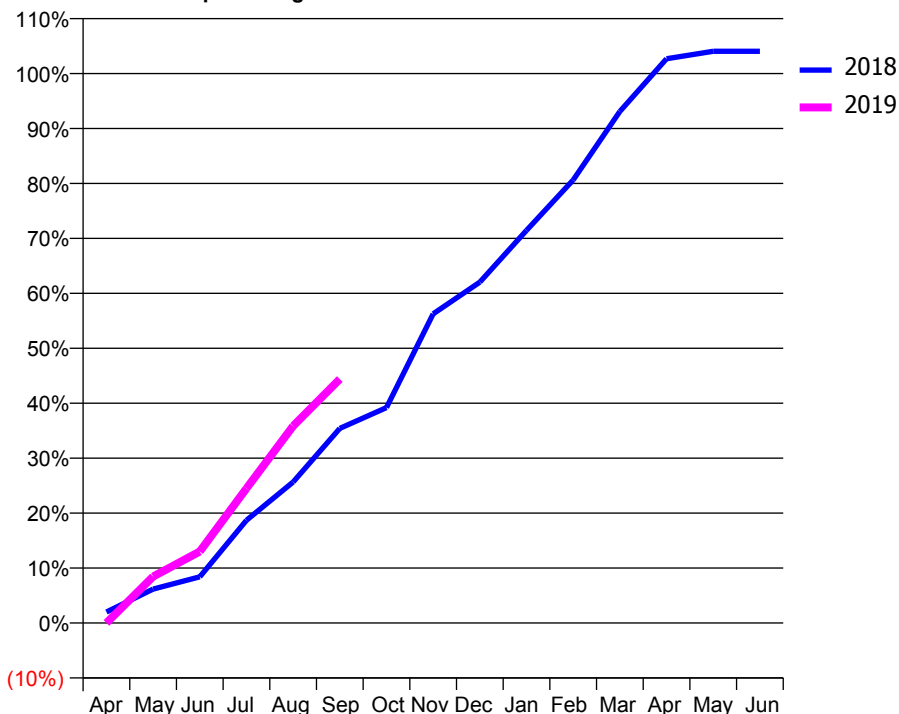
ACCESS*

Patients seen in 24 months	Total	Change since previous quarter
Quarter ending September 2017	793	
Quarter ending December 2017	802	→
Quarter ending March 2018	799	→
Quarter ending June 2018	808	→
Quarter ending September 2018	828	↑
Variance since September 2017	4.4%	↑



ACTIVITY

Cumulative percentage of contracted UDA delivered 2018 & 2019



Adjusted Scheduled Activity (UDA)		
Month	2018	2019
April	71	0
May	219	300
June	298	462
July	664	870
August	911	1,273
September	1,257	1,576
October	1,392	
November	1,998	
December	2,202	
January	2,537	
February	2,862	
March	3,305	
April	3,646	
May	3,694	
June	3,694	

QUALITY

	Quantity	Base Number	Contract	AT	Region	England
% of FP17s for the same patient ID Re-attending within 3 months - Children	19	313	6.1%	11.6%	12.2%	11.6%
% of FP17s for the same patient ID Re-attending within 3 months - Adults	72	301	23.9%	15.1%	15.8%	15.5%
% of FP17s for the same patient ID Re-attending between 3 & 9 months - Children	181	313	57.8%	58.6%	60.3%	58.8%
% of FP17s for the same patient ID Re-attending between 3 & 9 months - Adults	142	301	47.2%	51.5%	53.5%	51.1%
% of FP17s for Band 1 Urgent Courses	20	516	3.9%	10.7%	9.1%	9.0%
% of FP17s Relating to Free Repair or Replacements	3	516	0.6%	0.9%	1.0%	0.8%
% of FP17s Relating to Continuations	4	516	0.8%	0.9%	1.0%	0.9%
% of Patients satisfied with the dentistry they have received	0	0	N/A	93.2%	93.6%	93.3%
% of Patients satisfied with the time they had to wait for an appointment	0	0	N/A	88.5%	89.8%	88.9%

* This is based on patients treated on this contract for their most recent course of treatment. Figures in italics indicate the base number of FP17s or Patient Questionnaire responses are less than 100. N/A is shown where the base number of responses is less than 10 during the period. % is calculated as Quantity/Base number*100

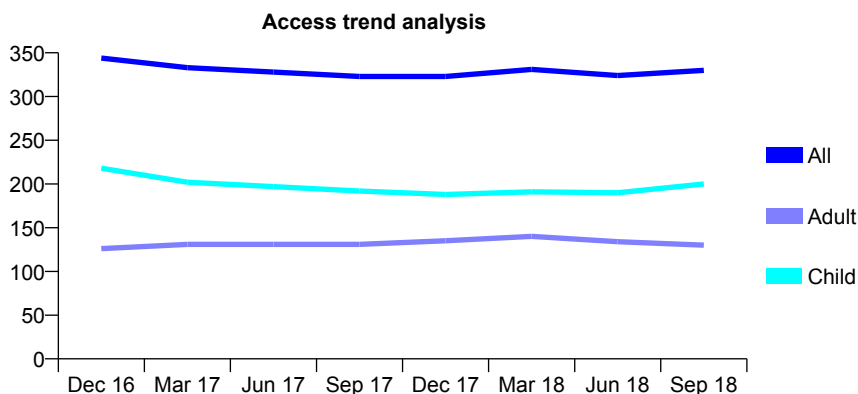
Q47 - Vital Signs At a Glance Contract Report for 911461/0001 - September 2018

Name or company name	MISS GM LAWSON
Contract type name	GDS Contract
Purpose of contract	General
Contract start date	01/04/2006
Contract end date	

18/19 Contracted general activity (UDA)	1,000
Carry forward general activity (UDA)	0
18/19 Contracted orthodontic activity (UOA)	0
Carry forward orthodontic activity (UOA)	0
Baseline contract value	£22,316.00

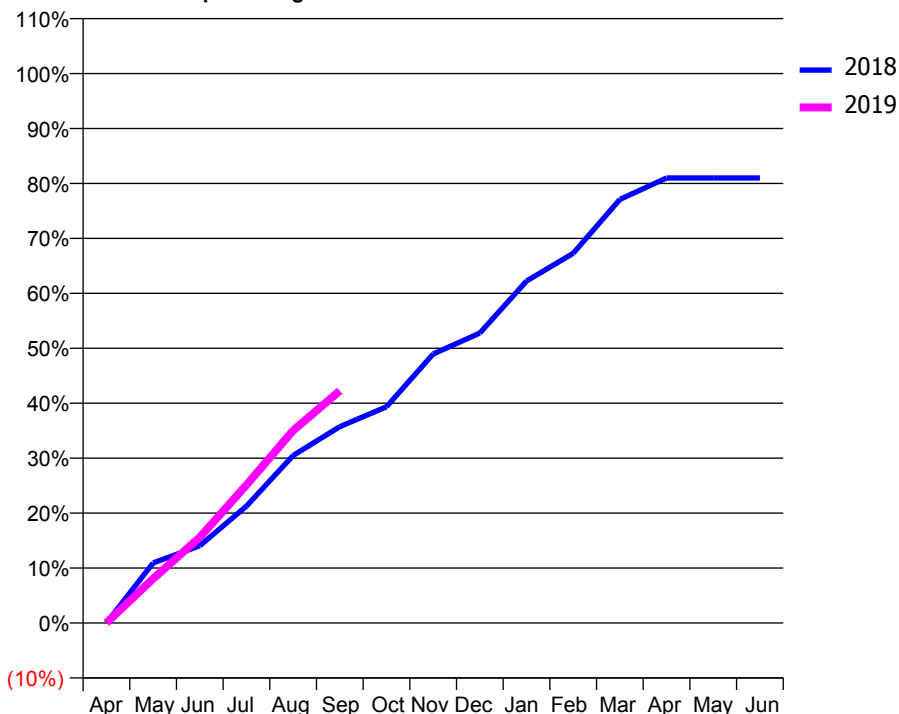
ACCESS*

Patients seen in 24 months	Total	Change since previous quarter
Quarter ending September 2017	323	
Quarter ending December 2017	323	→
Quarter ending March 2018	331	↑
Quarter ending June 2018	324	↓
Quarter ending September 2018	330	→
Variance since September 2017	2.2%	↑



ACTIVITY

Cumulative percentage of contracted UDA delivered 2018 & 2019



Adjusted Scheduled Activity (UDA)		
Month	2018	2019
April	0	0
May	109	81
June	141	156
July	213	251
August	305	350
September	357	423
October	393	
November	490	
December	528	
January	622	
February	673	
March	771	
April	810	
May	810	
June	810	

QUALITY

	Quantity	Base Number	Contract	AT	Region	England
% of FP17s for the same patient ID Re-attending within 3 months - Children	32	215	14.9%	11.6%	12.2%	11.6%
% of FP17s for the same patient ID Re-attending within 3 months - Adults	12	86	14.0%	15.1%	15.8%	15.5%
% of FP17s for the same patient ID Re-attending between 3 & 9 months - Children	130	215	60.5%	58.6%	60.3%	58.8%
% of FP17s for the same patient ID Re-attending between 3 & 9 months - Adults	49	86	57.0%	51.5%	53.5%	51.1%
% of FP17s for Band 1 Urgent Courses	13	276	4.7%	10.7%	9.1%	9.0%
% of FP17s Relating to Free Repair or Replacements	1	276	0.4%	0.9%	1.0%	0.8%
% of FP17s Relating to Continuations	4	276	1.4%	0.9%	1.0%	0.9%
% of Patients satisfied with the dentistry they have received	0	0	N/A	93.2%	93.6%	93.3%
% of Patients satisfied with the time they had to wait for an appointment	0	0	N/A	88.5%	89.8%	88.9%

* This is based on patients treated on this contract for their most recent course of treatment. Figures in italics indicate the base number of FP17s or Patient Questionnaire responses are less than 100. N/A is shown where the base number of responses is less than 10 during the period. % is calculated as Quantity/Base number*100

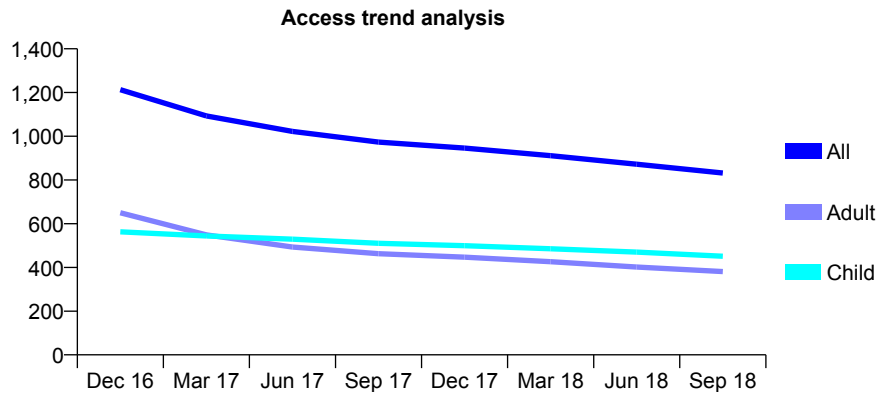
Q47 - Vital Signs At a Glance Contract Report for 913529/0002 - September 2018

Name or company name	Peter Thompson and Pui-Ling Tsoi
Contract type name	GDS Contract
Purpose of contract	General
Contract start date	01/12/2011
Contract end date	

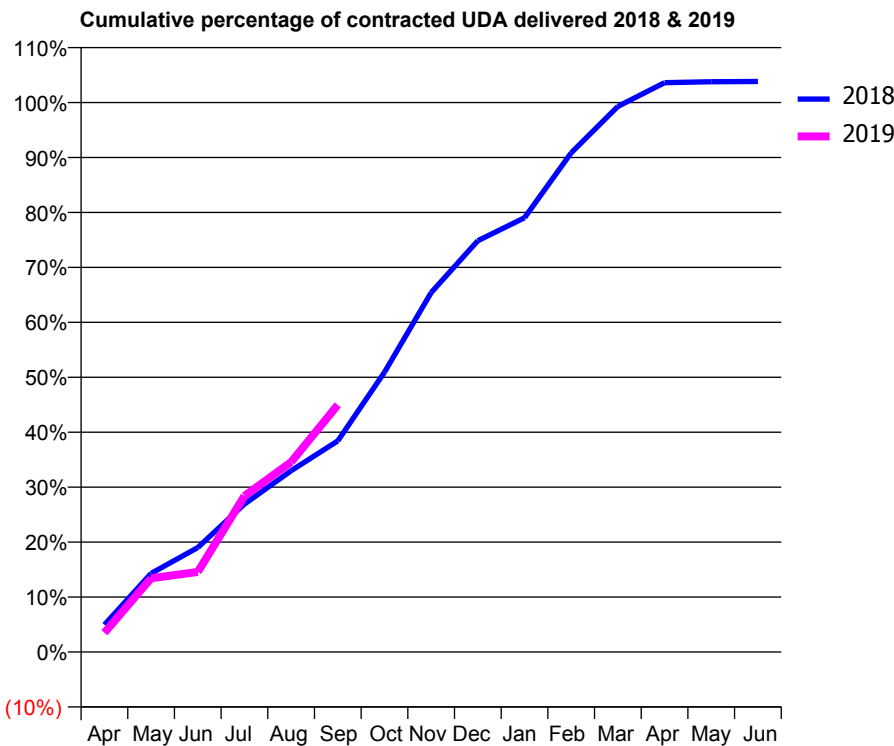
18/19 Contracted general activity (UDA)	2,500
Carry forward general activity (UDA)	0
18/19 Contracted orthodontic activity (UOA)	0
Carry forward orthodontic activity (UOA)	0
Baseline contract value	£72,658.90

ACCESS*

Patients seen in 24 months	Total	Change since previous quarter
Quarter ending September 2017	973	
Quarter ending December 2017	946	↓
Quarter ending March 2018	911	↓
Quarter ending June 2018	872	↓
Quarter ending September 2018	832	↓
Variance since September 2017	(14.5%)	↓



ACTIVITY



Month	Adjusted Scheduled Activity (UDA)	
	2018	2019
April	124	87
May	357	336
June	475	365
July	673	710
August	825	864
September	960	1,125
October	1,273	
November	1,635	
December	1,871	
January	1,976	
February	2,271	
March	2,482	
April	2,590	
May	2,594	
June	2,595	

QUALITY

	Quantity	Base Number	Contract	AT	Region	England
% of FP17s for the same patient ID Re-attending within 3 months - Children	26	352	7.4%	11.6%	12.2%	11.6%
% of FP17s for the same patient ID Re-attending within 3 months - Adults	45	279	16.1%	15.1%	15.8%	15.5%
% of FP17s for the same patient ID Re-attending between 3 & 9 months - Children	247	352	70.2%	58.6%	60.3%	58.8%
% of FP17s for the same patient ID Re-attending between 3 & 9 months - Adults	193	279	69.2%	51.5%	53.5%	51.1%
% of FP17s for Band 1 Urgent Courses	18	564	3.2%	10.7%	9.1%	9.0%
% of FP17s Relating to Free Repair or Replacements	7	564	1.2%	0.9%	1.0%	0.8%
% of FP17s Relating to Continuations	0	564	0.0%	0.9%	1.0%	0.9%
% of Patients satisfied with the dentistry they have received	2	2	N/A	93.2%	93.6%	93.3%
% of Patients satisfied with the time they had to wait for an appointment	2	2	N/A	88.5%	89.8%	88.9%

* This is based on patients treated on this contract for their most recent course of treatment. Figures in italics indicate the base number of FP17s or Patient Questionnaire responses are less than 100. N/A is shown where the base number of responses is less than 10 during the period. % is calculated as Quantity/Base number*100

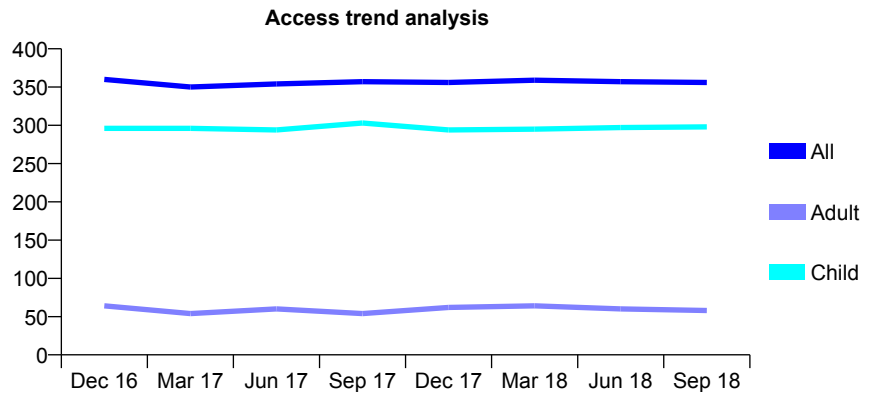
Q47 - Vital Signs At a Glance Contract Report for 913774/0001 - September 2018

Name or company name	MISS DE BROOKS
Contract type name	GDS Contract
Purpose of contract	General
Contract start date	01/04/2006
Contract end date	

18/19 Contracted general activity (UDA)	770
Carry forward general activity (UDA)	0
18/19 Contracted orthodontic activity (UOA)	0
Carry forward orthodontic activity (UOA)	0
Baseline contract value	£18,078.90

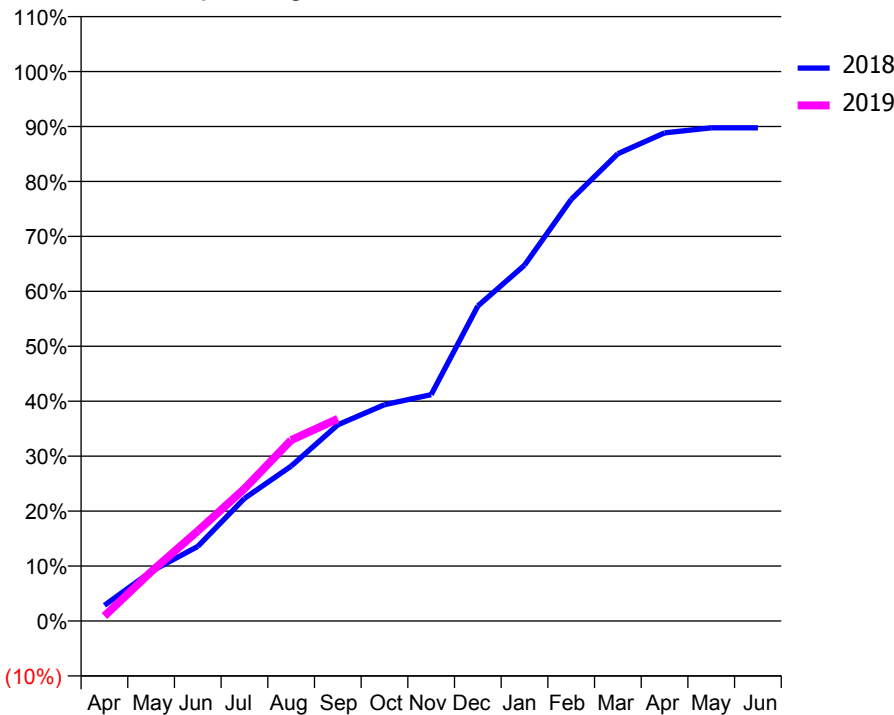
ACCESS*

Patients seen in 24 months	Total	Change since previous quarter
Quarter ending September 2017	357	
Quarter ending December 2017	356	→
Quarter ending March 2018	359	→
Quarter ending June 2018	357	→
Quarter ending September 2018	356	→
Variance since September 2017	(0.3%)	→



ACTIVITY

Cumulative percentage of contracted UDA delivered 2018 & 2019



Month	Adjusted Scheduled Activity (UDA)	
	2018	2019
April	22	7
May	69	69
June	105	126
July	172	185
August	217	253
September	275	283
October	303	
November	317	
December	441	
January	499	
February	591	
March	655	
April	684	
May	691	
June	691	

QUALITY

	Quantity	Base Number	Contract	AT	Region	England
% of FP17s for the same patient ID Re-attending within 3 months - Children	4	212	1.9%	11.6%	12.2%	11.6%
% of FP17s for the same patient ID Re-attending within 3 months - Adults	0	26	0.0%	15.1%	15.8%	15.5%
% of FP17s for the same patient ID Re-attending between 3 & 9 months - Children	154	212	72.6%	58.6%	60.3%	58.8%
% of FP17s for the same patient ID Re-attending between 3 & 9 months - Adults	13	26	50.0%	51.5%	53.5%	51.1%
% of FP17s for Band 1 Urgent Courses	2	213	0.9%	10.7%	9.1%	9.0%
% of FP17s Relating to Free Repair or Replacements	0	213	0.0%	0.9%	1.0%	0.8%
% of FP17s Relating to Continuations	0	213	0.0%	0.9%	1.0%	0.9%
% of Patients satisfied with the dentistry they have received	3	3	N/A	93.2%	93.6%	93.3%
% of Patients satisfied with the time they had to wait for an appointment	3	3	N/A	88.5%	89.8%	88.9%

* This is based on patients treated on this contract for their most recent course of treatment. Figures in italics indicate the base number of FP17s or Patient Questionnaire responses are less than 100. N/A is shown where the base number of responses is less than 10 during the period. % is calculated as Quantity/Base number*100

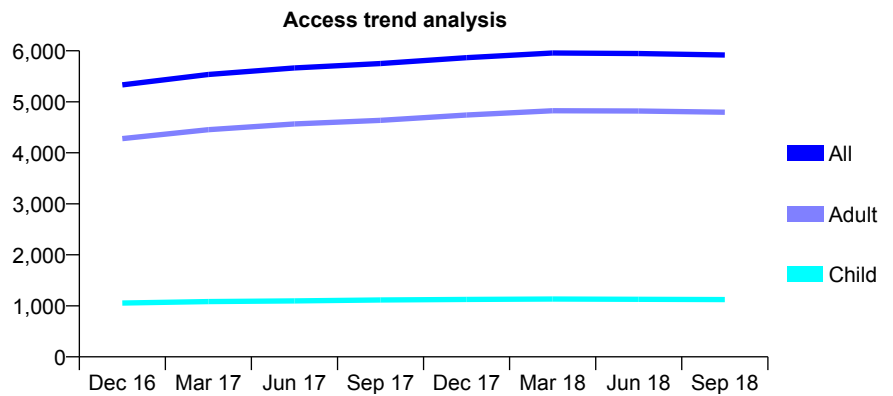
Q47 - Vital Signs At a Glance Contract Report for 916455/0001 - September 2018

Name or company name	Schonberg and Staneviciene
Contract type name	GDS Contract
Purpose of contract	General
Contract start date	01/04/2006
Contract end date	

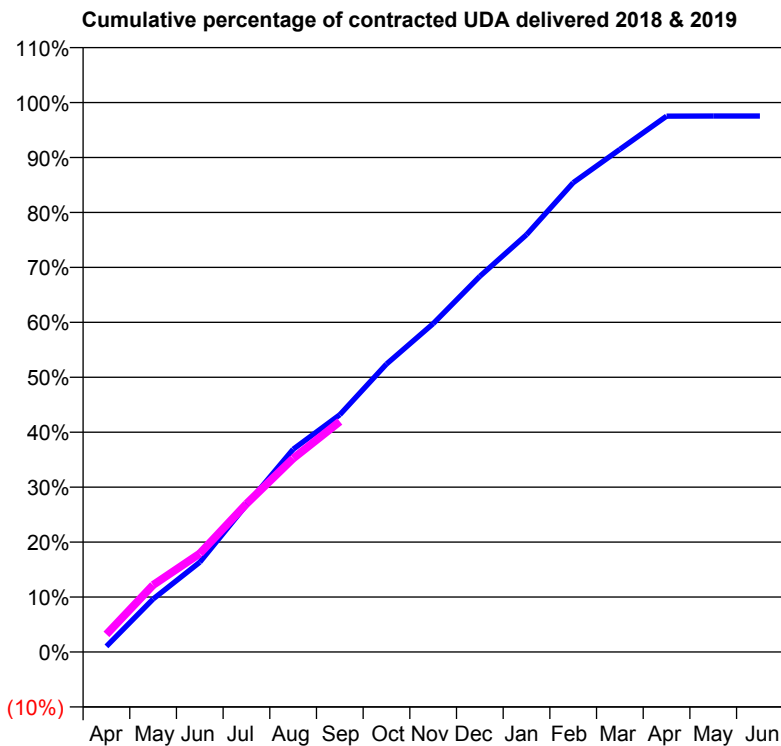
18/19 Contracted general activity (UDA)	18,751
Carry forward general activity (UDA)	0
18/19 Contracted orthodontic activity (UOA)	0
Carry forward orthodontic activity (UOA)	0
Baseline contract value	£580,230.55

ACCESS*

Patients seen in 24 months	Total	Change since previous quarter
Quarter ending September 2017	5,751	
Quarter ending December 2017	5,865	→
Quarter ending March 2018	5,958	→
Quarter ending June 2018	5,946	→
Quarter ending September 2018	5,918	→
Variance since September 2017	2.9%	↑



ACTIVITY



Month	Adjusted Scheduled Activity (UDA)	
	2018	2019
April	191	605
May	1,809	2,287
June	3,066	3,362
July	5,020	5,058
August	6,920	6,606
September	8,096	7,867
October	9,824	
November	11,204	
December	12,819	
January	14,241	
February	16,016	
March	17,153	
April	18,283	
May	18,289	
June	18,289	

QUALITY

	Quantity	Base Number	Contract	AT	Region	England
% of FP17s for the same patient ID Re-attending within 3 months - Children	78	979	8.0%	11.6%	12.2%	11.6%
% of FP17s for the same patient ID Re-attending within 3 months - Adults	674	4,045	16.7%	15.1%	15.8%	15.5%
% of FP17s for the same patient ID Re-attending between 3 & 9 months - Children	488	979	49.8%	58.6%	60.3%	58.8%
% of FP17s for the same patient ID Re-attending between 3 & 9 months - Adults	1,899	4,045	46.9%	51.5%	53.5%	51.1%
% of FP17s for Band 1 Urgent Courses	598	4,383	13.6%	10.7%	9.1%	9.0%
% of FP17s Relating to Free Repair or Replacements	131	4,383	3.0%	0.9%	1.0%	0.8%
% of FP17s Relating to Continuations	48	4,383	1.1%	0.9%	1.0%	0.9%
% of Patients satisfied with the dentistry they have received	15	15	100.0%	93.2%	93.6%	93.3%
% of Patients satisfied with the time they had to wait for an appointment	14	15	93.3%	88.5%	89.8%	88.9%

* This is based on patients treated on this contract for their most recent course of treatment. Figures in italics indicate the base number of FP17s or Patient Questionnaire responses are less than 100. N/A is shown where the base number of responses is less than 10 during the period. % is calculated as Quantity/Base number*100

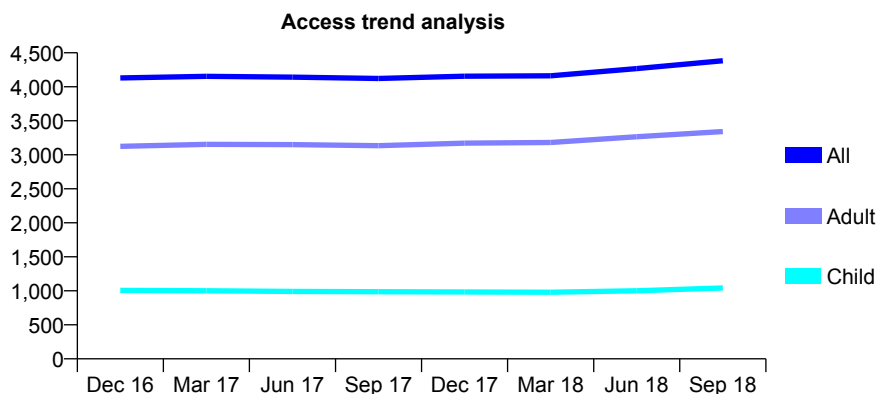
Q47 - Vital Signs At a Glance Contract Report for 917389/0002 - September 2018

Name or company name	MR GN BARLOW
Contract type name	GDS Contract
Purpose of contract	General
Contract start date	01/04/2006
Contract end date	

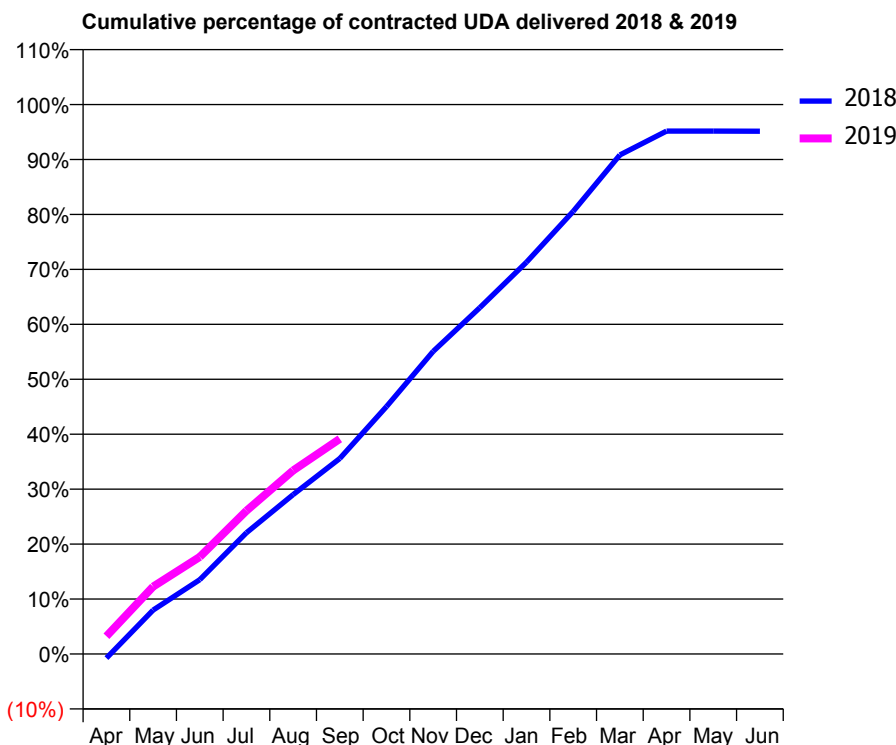
18/19 Contracted general activity (UDA)	13,141
Carry forward general activity (UDA)	0
18/19 Contracted orthodontic activity (UOA)	0
Carry forward orthodontic activity (UOA)	0
Baseline contract value	£369,447.09

ACCESS*

Patients seen in 24 months	Total	Change since previous quarter
Quarter ending September 2017	4,122	
Quarter ending December 2017	4,156	→
Quarter ending March 2018	4,162	→
Quarter ending June 2018	4,267	↑
Quarter ending September 2018	4,384	↑
Variance since September 2017	6.4%	↑



ACTIVITY



Month	2018	2019
April	-102	425
May	1,050	1,612
June	1,779	2,322
July	2,900	3,426
August	3,813	4,390
September	4,677	5,145
October	5,917	
November	7,237	
December	8,282	
January	9,370	
February	10,587	
March	11,934	
April	12,507	
May	12,504	
June	12,501	

QUALITY

	Quantity	Base Number	Contract	AT	Region	England
% of FP17s for the same patient ID Re-attending within 3 months - Children	87	787	11.1%	11.6%	12.2%	11.6%
% of FP17s for the same patient ID Re-attending within 3 months - Adults	303	2,062	14.7%	15.1%	15.8%	15.5%
% of FP17s for the same patient ID Re-attending between 3 & 9 months - Children	390	787	49.6%	58.6%	60.3%	58.8%
% of FP17s for the same patient ID Re-attending between 3 & 9 months - Adults	860	2,062	41.7%	51.5%	53.5%	51.1%
% of FP17s for Band 1 Urgent Courses	257	2,633	9.8%	10.7%	9.1%	9.0%
% of FP17s Relating to Free Repair or Replacements	43	2,633	1.6%	0.9%	1.0%	0.8%
% of FP17s Relating to Continuations	19	2,633	0.7%	0.9%	1.0%	0.9%
% of Patients satisfied with the dentistry they have received	5	5	N/A	93.2%	93.6%	93.3%
% of Patients satisfied with the time they had to wait for an appointment	4	5	N/A	88.5%	89.8%	88.9%

* This is based on patients treated on this contract for their most recent course of treatment. Figures in italics indicate the base number of FP17s or Patient Questionnaire responses are less than 100. N/A is shown where the base number of responses is less than 10 during the period. % is calculated as Quantity/Base number*100

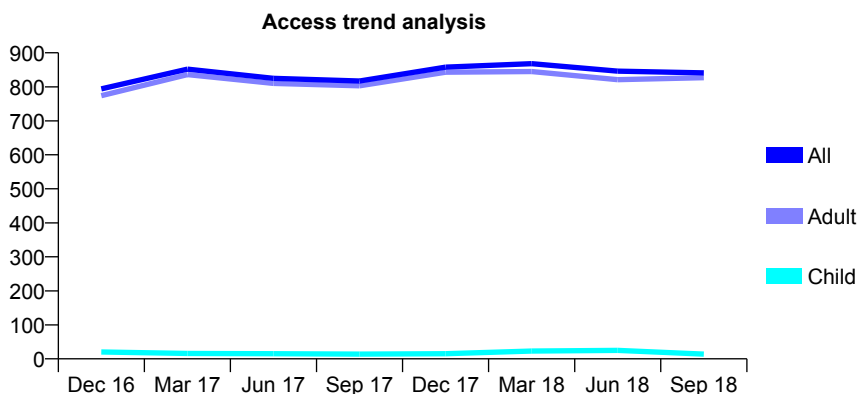
Q47 - Vital Signs At a Glance Contract Report for 917389/0003 - September 2018

Name or company name	MR GN BARLOW
Contract type name	GDS Contract
Purpose of contract	General
Contract start date	01/04/2014
Contract end date	

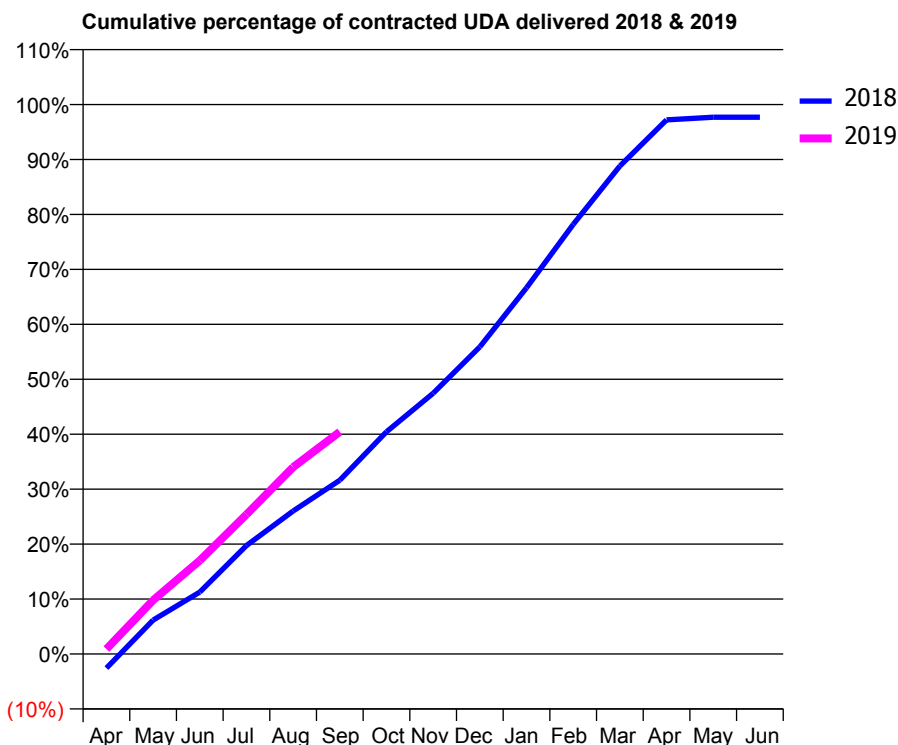
18/19 Contracted general activity (UDA)	3,124
Carry forward general activity (UDA)	0
18/19 Contracted orthodontic activity (UOA)	0
Carry forward orthodontic activity (UOA)	0
Baseline contract value	£298,519.76

ACCESS*

Patients seen in 24 months	Total	Change since previous quarter
Quarter ending September 2017	817	
Quarter ending December 2017	858	↑
Quarter ending March 2018	868	→
Quarter ending June 2018	846	↓
Quarter ending September 2018	841	→
Variance since September 2017	2.9%	↑



ACTIVITY



Month	Adjusted Scheduled Activity (UDA)	
	2018	2019
April	-80	28
May	193	306
June	352	532
July	617	793
August	813	1,062
September	988	1,263
October	1,264	
November	1,482	
December	1,746	
January	2,082	
February	2,442	
March	2,774	
April	3,037	
May	3,052	
June	3,052	

QUALITY

	Quantity	Base Number	Contract	AT	Region	England
% of FP17s for the same patient ID Re-attending within 3 months - Children	1	18	5.6%	11.6%	12.2%	11.6%
% of FP17s for the same patient ID Re-attending within 3 months - Adults	60	472	12.7%	15.1%	15.8%	15.5%
% of FP17s for the same patient ID Re-attending between 3 & 9 months - Children	2	18	11.1%	58.6%	60.3%	58.8%
% of FP17s for the same patient ID Re-attending between 3 & 9 months - Adults	18	472	3.8%	51.5%	53.5%	51.1%
% of FP17s for Band 1 Urgent Courses	26	398	6.5%	10.7%	9.1%	9.0%
% of FP17s Relating to Free Repair or Replacements	3	398	0.8%	0.9%	1.0%	0.8%
% of FP17s Relating to Continuations	2	398	0.5%	0.9%	1.0%	0.9%
% of Patients satisfied with the dentistry they have received	0	0	N/A	93.2%	93.6%	93.3%
% of Patients satisfied with the time they had to wait for an appointment	0	0	N/A	88.5%	89.8%	88.9%

* This is based on patients treated on this contract for their most recent course of treatment. Figures in italics indicate the base number of FP17s or Patient Questionnaire responses are less than 100. N/A is shown where the base number of responses is less than 10 during the period. % is calculated as Quantity/Base number*100

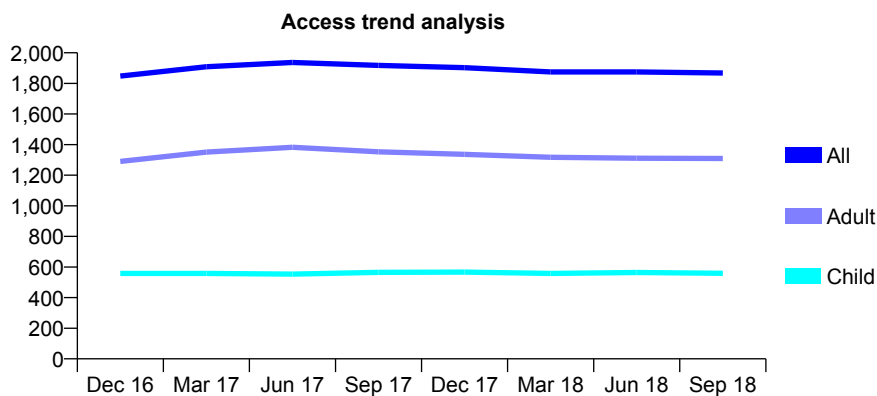
Q47 - Vital Signs At a Glance Contract Report for 917672/0001 - September 2018

Name or company name	MR MJ HOLYOAK
Contract type name	GDS Contract
Purpose of contract	General
Contract start date	01/04/2006
Contract end date	

18/19 Contracted general activity (UDA)	4,900
Carry forward general activity (UDA)	0
18/19 Contracted orthodontic activity (UOA)	0
Carry forward orthodontic activity (UOA)	0
Baseline contract value	£102,424.25

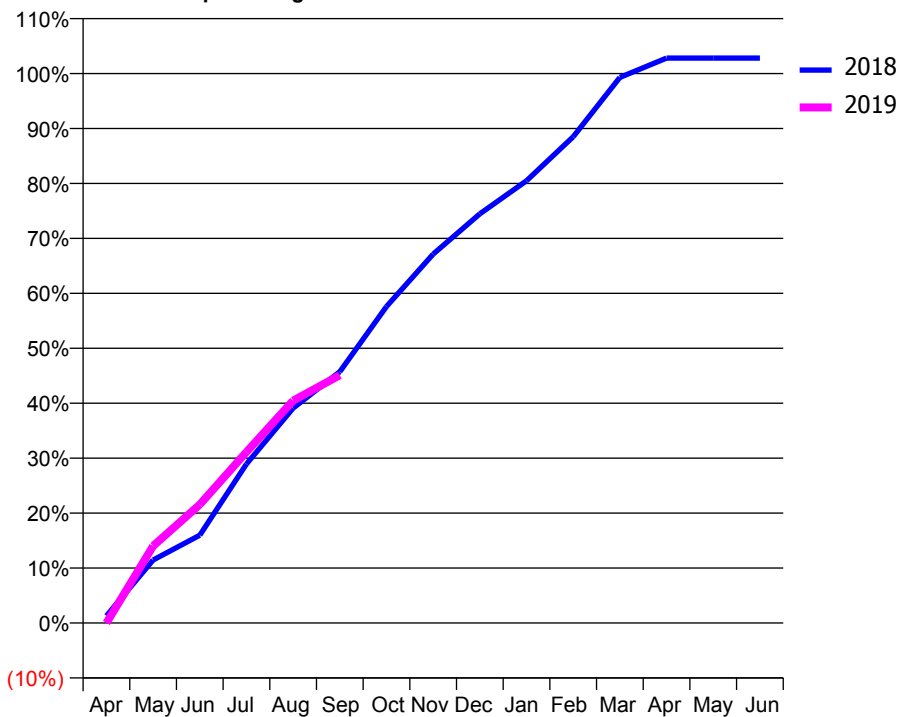
ACCESS*

Patients seen in 24 months	Total	Change since previous quarter
Quarter ending September 2017	1,918	
Quarter ending December 2017	1,903	→
Quarter ending March 2018	1,875	↓
Quarter ending June 2018	1,875	→
Quarter ending September 2018	1,868	→
Variance since September 2017	(2.6%)	↓



ACTIVITY

Cumulative percentage of contracted UDA delivered 2018 & 2019



Adjusted Scheduled Activity (UDA)

Month	2018	2019
April	64	0
May	562	687
June	783	1,056
July	1,418	1,525
August	1,916	1,983
September	2,241	2,210
October	2,822	
November	3,289	
December	3,649	
January	3,944	
February	4,336	
March	4,865	
April	5,037	
May	5,037	
June	5,037	

QUALITY

	Quantity	Base Number	Contract	AT	Region	England
% of FP17s for the same patient ID Re-attending within 3 months - Children	20	450	4.4%	11.6%	12.2%	11.6%
% of FP17s for the same patient ID Re-attending within 3 months - Adults	133	1,013	13.1%	15.1%	15.8%	15.5%
% of FP17s for the same patient ID Re-attending between 3 & 9 months - Children	319	450	70.9%	58.6%	60.3%	58.8%
% of FP17s for the same patient ID Re-attending between 3 & 9 months - Adults	674	1,013	66.5%	51.5%	53.5%	51.1%
% of FP17s for Band 1 Urgent Courses	23	1,351	1.7%	10.7%	9.1%	9.0%
% of FP17s Relating to Free Repair or Replacements	0	1,351	0.0%	0.9%	1.0%	0.8%
% of FP17s Relating to Continuations	47	1,351	3.5%	0.9%	1.0%	0.9%
% of Patients satisfied with the dentistry they have received	0	0	N/A	93.2%	93.6%	93.3%
% of Patients satisfied with the time they had to wait for an appointment	0	0	N/A	88.5%	89.8%	88.9%

* This is based on patients treated on this contract for their most recent course of treatment. Figures in italics indicate the base number of FP17s or Patient Questionnaire responses are less than 100. N/A is shown where the base number of responses is less than 10 during the period. % is calculated as Quantity/Base number*100

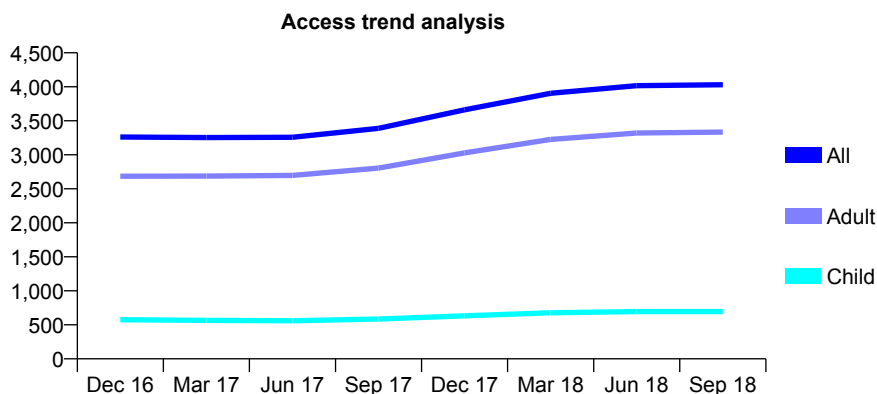
Q47 - Vital Signs At a Glance Contract Report for 920576/0001 - September 2018

Name or company name	MR G BAYTUG
Contract type name	GDS Contract
Purpose of contract	General
Contract start date	01/04/2006
Contract end date	

18/19 Contracted general activity (UDA)	15,354
Carry forward general activity (UDA)	0
18/19 Contracted orthodontic activity (UOA)	0
Carry forward orthodontic activity (UOA)	0
Baseline contract value	£693,356.50

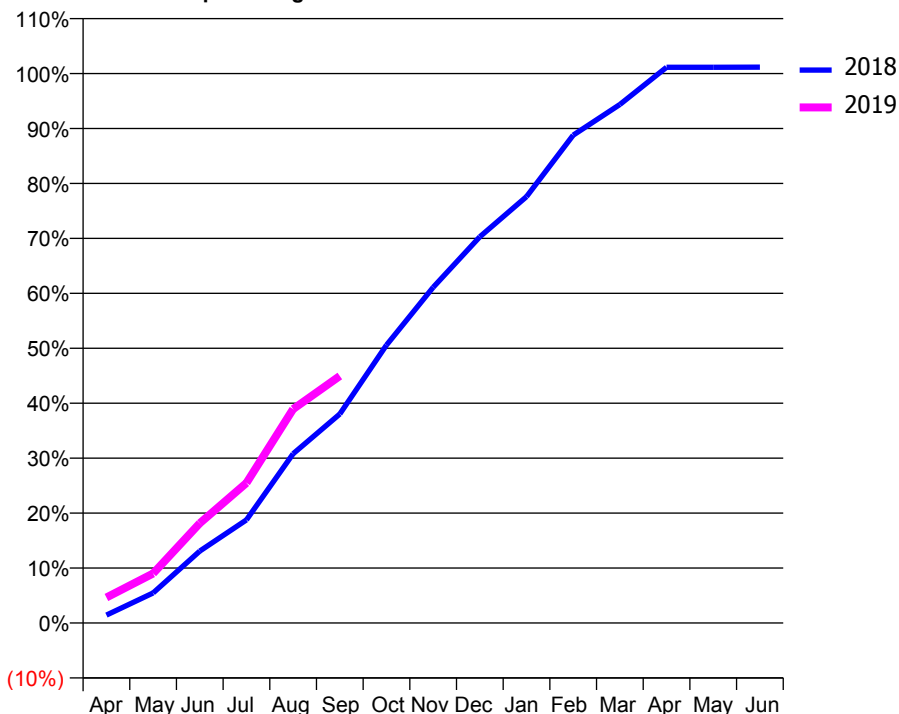
ACCESS*

Patients seen in 24 months	Total	Change since previous quarter
Quarter ending September 2017	3,390	
Quarter ending December 2017	3,661	↑
Quarter ending March 2018	3,904	↑
Quarter ending June 2018	4,016	↑
Quarter ending September 2018	4,030	→
Variance since September 2017	18.9%	↑



ACTIVITY

Cumulative percentage of contracted UDA delivered 2018 & 2019



Month	Adjusted Scheduled Activity (UDA)	
	2018	2019
April	220	714
May	840	1,384
June	2,011	2,789
July	2,883	3,915
August	4,729	5,979
September	5,840	6,904
October	7,767	
November	9,382	
December	10,791	
January	11,913	
February	13,631	
March	14,489	
April	15,527	
May	15,527	
June	15,531	

QUALITY

	Quantity	Base Number	Contract	AT	Region	England
% of FP17s for the same patient ID Re-attending within 3 months - Children	45	554	8.1%	11.6%	12.2%	11.6%
% of FP17s for the same patient ID Re-attending within 3 months - Adults	446	2,688	16.6%	15.1%	15.8%	15.5%
% of FP17s for the same patient ID Re-attending between 3 & 9 months - Children	368	554	66.4%	58.6%	60.3%	58.8%
% of FP17s for the same patient ID Re-attending between 3 & 9 months - Adults	1,663	2,688	61.9%	51.5%	53.5%	51.1%
% of FP17s for Band 1 Urgent Courses	159	2,803	5.7%	10.7%	9.1%	9.0%
% of FP17s Relating to Free Repair or Replacements	44	2,803	1.6%	0.9%	1.0%	0.8%
% of FP17s Relating to Continuations	88	2,803	3.1%	0.9%	1.0%	0.9%
% of Patients satisfied with the dentistry they have received	4	4	N/A	93.2%	93.6%	93.3%
% of Patients satisfied with the time they had to wait for an appointment	4	4	N/A	88.5%	89.8%	88.9%

* This is based on patients treated on this contract for their most recent course of treatment. Figures in italics indicate the base number of FP17s or Patient Questionnaire responses are less than 100. N/A is shown where the base number of responses is less than 10 during the period. % is calculated as Quantity/Base number*100

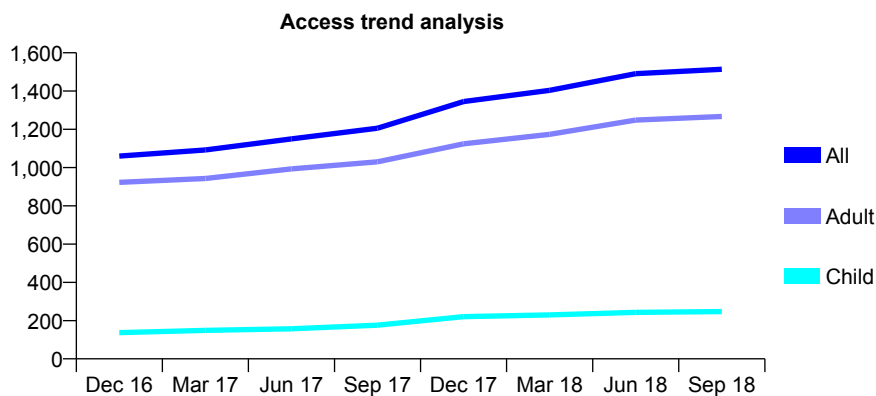
Q47 - Vital Signs At a Glance Contract Report for 928429/0001 - September 2018

Name or company name	Crescent Dental Practice
Contract type name	GDS Contract
Purpose of contract	General
Contract start date	01/04/2006
Contract end date	

18/19 Contracted general activity (UDA)	6,000
Carry forward general activity (UDA)	0
18/19 Contracted orthodontic activity (UOA)	0
Carry forward orthodontic activity (UOA)	0
Baseline contract value	£130,439.36

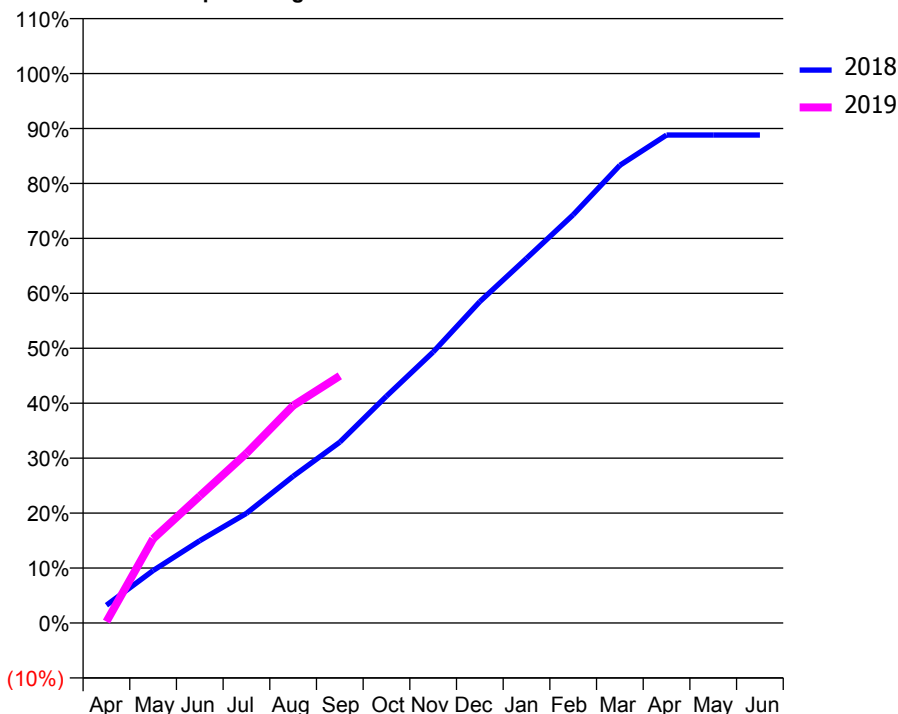
ACCESS*

Patients seen in 24 months	Total	Change since previous quarter
Quarter ending September 2017	1,206	
Quarter ending December 2017	1,345	↑
Quarter ending March 2018	1,404	↑
Quarter ending June 2018	1,491	↑
Quarter ending September 2018	1,514	→
Variance since September 2017	25.5%	↑



ACTIVITY

Cumulative percentage of contracted UDA delivered 2018 & 2019



Month	Adjusted Scheduled Activity (UDA)	
	2018	2019
April	194	16
May	573	920
June	898	1,387
July	1,197	1,853
August	1,602	2,373
September	1,975	2,699
October	2,478	
November	2,959	
December	3,510	
January	3,982	
February	4,457	
March	4,998	
April	5,329	
May	5,329	
June	5,329	

QUALITY

	Quantity	Base Number	Contract	AT	Region	England
% of FP17s for the same patient ID Re-attending within 3 months - Children	14	165	8.5%	11.6%	12.2%	11.6%
% of FP17s for the same patient ID Re-attending within 3 months - Adults	240	998	24.0%	15.1%	15.8%	15.5%
% of FP17s for the same patient ID Re-attending between 3 & 9 months - Children	86	165	52.1%	58.6%	60.3%	58.8%
% of FP17s for the same patient ID Re-attending between 3 & 9 months - Adults	436	998	43.7%	51.5%	53.5%	51.1%
% of FP17s for Band 1 Urgent Courses	86	1,073	8.0%	10.7%	9.1%	9.0%
% of FP17s Relating to Free Repair or Replacements	33	1,073	3.1%	0.9%	1.0%	0.8%
% of FP17s Relating to Continuations	40	1,073	3.7%	0.9%	1.0%	0.9%
% of Patients satisfied with the dentistry they have received	2	2	N/A	93.2%	93.6%	93.3%
% of Patients satisfied with the time they had to wait for an appointment	2	2	N/A	88.5%	89.8%	88.9%

* This is based on patients treated on this contract for their most recent course of treatment. Figures in italics indicate the base number of FP17s or Patient Questionnaire responses are less than 100. N/A is shown where the base number of responses is less than 10 during the period. % is calculated as Quantity/Base number*100

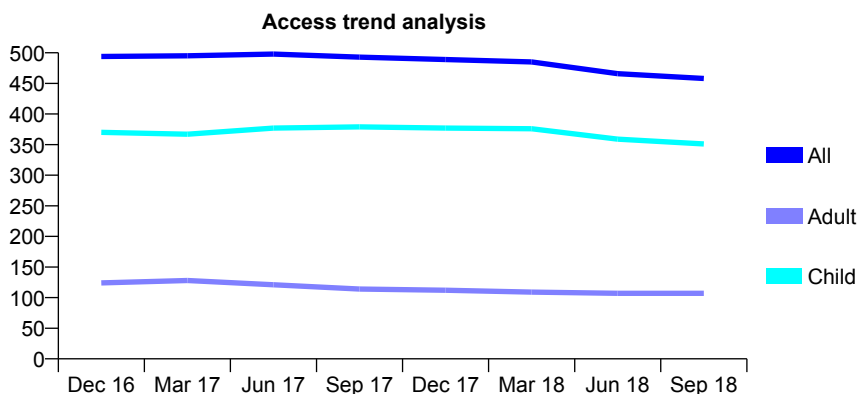
Q47 - Vital Signs At a Glance Contract Report for 931195/0001 - September 2018

Name or company name	MR DJ QUINN
Contract type name	GDS Contract
Purpose of contract	General
Contract start date	05/05/2009
Contract end date	

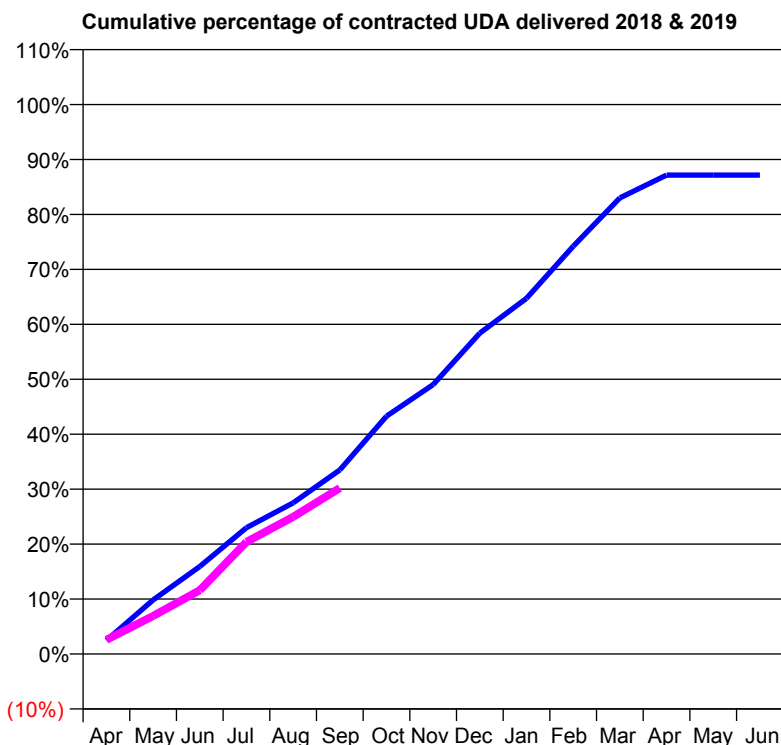
18/19 Contracted general activity (UDA)	1,281
Carry forward general activity (UDA)	0
18/19 Contracted orthodontic activity (UOA)	0
Carry forward orthodontic activity (UOA)	0
Baseline contract value	£35,003.05

ACCESS*

Patients seen in 24 months	Total	Change since previous quarter
Quarter ending September 2017	493	
Quarter ending December 2017	489	→
Quarter ending March 2018	485	→
Quarter ending June 2018	466	↓
Quarter ending September 2018	458	↓
Variance since September 2017	(7.1%)	↓



ACTIVITY



Adjusted Scheduled Activity (UDA)		
Month	2018	2019
April	32	33
May	126	89
June	204	149
July	294	261
August	352	320
September	429	387
October	554	
November	628	
December	748	
January	829	
February	950	
March	1,063	
April	1,116	
May	1,116	
June	1,116	

QUALITY

	Quantity	Base Number	Contract	AT	Region	England
% of FP17s for the same patient ID Re-attending within 3 months - Children	13	267	4.9%	11.6%	12.2%	11.6%
% of FP17s for the same patient ID Re-attending within 3 months - Adults	3	60	5.0%	15.1%	15.8%	15.5%
% of FP17s for the same patient ID Re-attending between 3 & 9 months - Children	211	267	79.0%	58.6%	60.3%	58.8%
% of FP17s for the same patient ID Re-attending between 3 & 9 months - Adults	43	60	71.7%	51.5%	53.5%	51.1%
% of FP17s for Band 1 Urgent Courses	9	293	3.1%	10.7%	9.1%	9.0%
% of FP17s Relating to Free Repair or Replacements	0	293	0.0%	0.9%	1.0%	0.8%
% of FP17s Relating to Continuations	0	293	0.0%	0.9%	1.0%	0.9%
% of Patients satisfied with the dentistry they have received	1	1	N/A	93.2%	93.6%	93.3%
% of Patients satisfied with the time they had to wait for an appointment	1	1	N/A	88.5%	89.8%	88.9%

* This is based on patients treated on this contract for their most recent course of treatment. Figures in italics indicate the base number of FP17s or Patient Questionnaire responses are less than 100. N/A is shown where the base number of responses is less than 10 during the period. % is calculated as Quantity/Base number*100

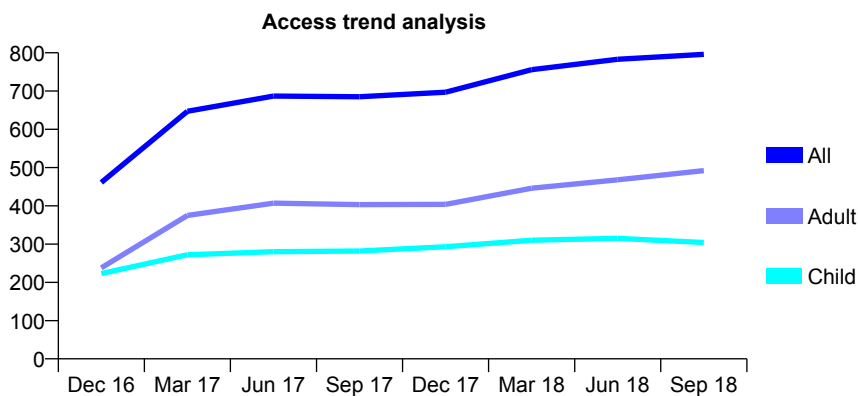
Q47 - Vital Signs At a Glance Contract Report for 934658/0001 - September 2018

Name or company name	Dr M Best
Contract type name	GDS Contract
Purpose of contract	General
Contract start date	01/04/2006
Contract end date	

18/19 Contracted general activity (UDA)	2,544
Carry forward general activity (UDA)	0
18/19 Contracted orthodontic activity (UOA)	0
Carry forward orthodontic activity (UOA)	0
Baseline contract value	£69,132.86

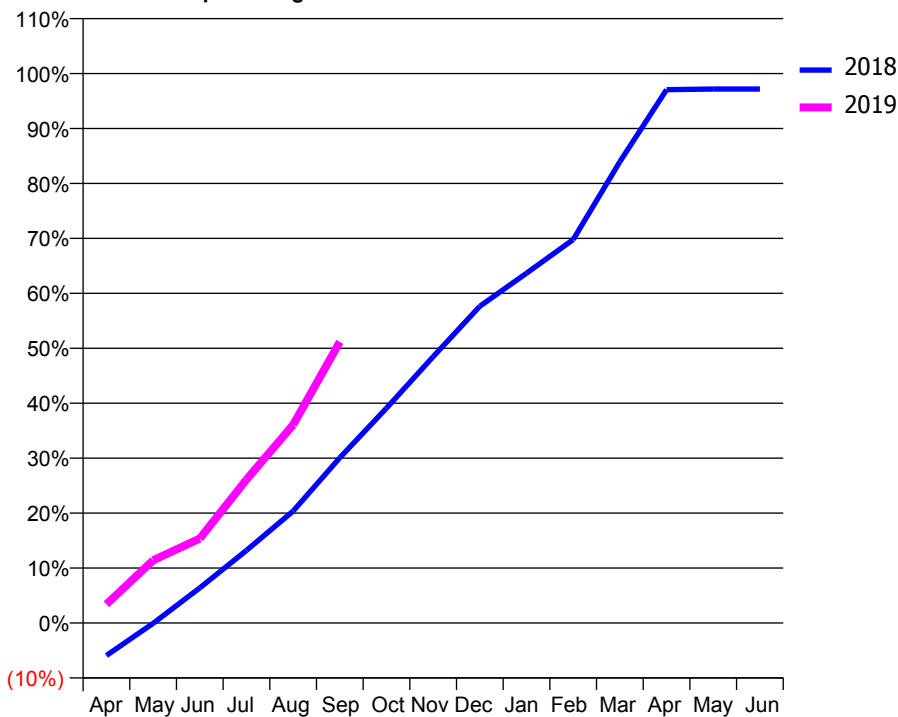
ACCESS*

Patients seen in 24 months	Total	Change since previous quarter
Quarter ending September 2017	685	
Quarter ending December 2017	697	→
Quarter ending March 2018	756	↑
Quarter ending June 2018	783	↑
Quarter ending September 2018	796	→
Variance since September 2017	16.2%	↑



ACTIVITY

Cumulative percentage of contracted UDA delivered 2018 & 2019



Adjusted Scheduled Activity (UDA)

Month	2018	2019
April	-151	87
May	-2	290
June	162	391
July	336	664
August	518	918
September	765	1,301
October	995	
November	1,233	
December	1,467	
January	1,620	
February	1,775	
March	2,136	
April	2,469	
May	2,472	
June	2,472	

QUALITY

	Quantity	Base Number	Contract	AT	Region	England
% of FP17s for the same patient ID Re-attending within 3 months - Children	25	232	10.8%	11.6%	12.2%	11.6%
% of FP17s for the same patient ID Re-attending within 3 months - Adults	116	417	27.8%	15.1%	15.8%	15.5%
% of FP17s for the same patient ID Re-attending between 3 & 9 months - Children	129	232	55.6%	58.6%	60.3%	58.8%
% of FP17s for the same patient ID Re-attending between 3 & 9 months - Adults	173	417	41.5%	51.5%	53.5%	51.1%
% of FP17s for Band 1 Urgent Courses	47	552	8.5%	10.7%	9.1%	9.0%
% of FP17s Relating to Free Repair or Replacements	0	552	0.0%	0.9%	1.0%	0.8%
% of FP17s Relating to Continuations	23	552	4.2%	0.9%	1.0%	0.9%
% of Patients satisfied with the dentistry they have received	0	0	N/A	93.2%	93.6%	93.3%
% of Patients satisfied with the time they had to wait for an appointment	0	0	N/A	88.5%	89.8%	88.9%

* This is based on patients treated on this contract for their most recent course of treatment. Figures in italics indicate the base number of FP17s or Patient Questionnaire responses are less than 100. N/A is shown where the base number of responses is less than 10 during the period. % is calculated as Quantity/Base number*100

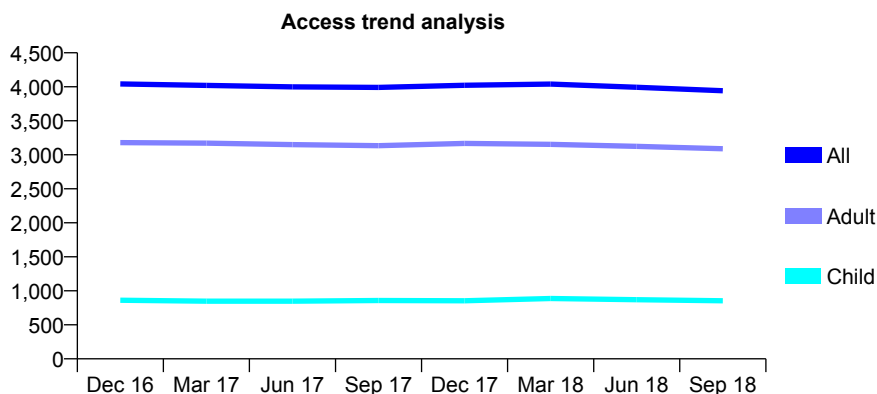
Q47 - Vital Signs At a Glance Contract Report for 942235/0001 - September 2018

Name or company name	MRS CA LEADBETTER
Contract type name	GDS Contract
Purpose of contract	General
Contract start date	01/04/2006
Contract end date	

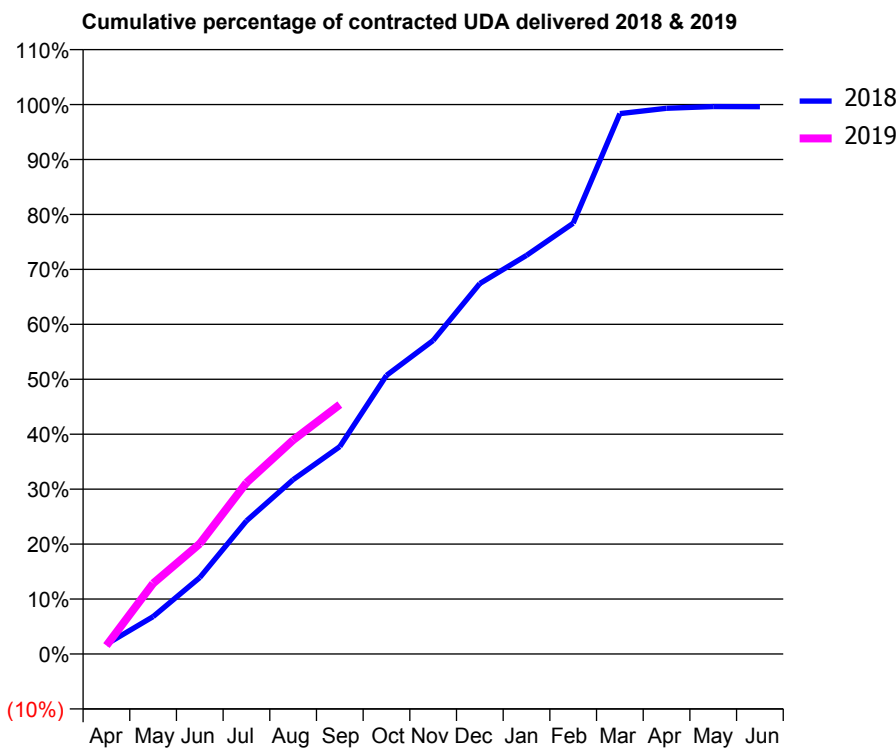
18/19 Contracted general activity (UDA)	10,453
Carry forward general activity (UDA)	0
18/19 Contracted orthodontic activity (UOA)	0
Carry forward orthodontic activity (UOA)	0
Baseline contract value	£226,999.22

ACCESS*

Patients seen in 24 months	Total	Change since previous quarter
Quarter ending September 2017	3,992	
Quarter ending December 2017	4,022	→
Quarter ending March 2018	4,040	→
Quarter ending June 2018	3,994	↓
Quarter ending September 2018	3,943	↓
Variance since September 2017	(1.2%)	↓



ACTIVITY



Month	Adjusted Scheduled Activity (UDA)	
	2018	2019
April	186	162
May	712	1,343
June	1,454	2,099
July	2,533	3,258
August	3,318	4,070
September	3,947	4,746
October	5,300	
November	5,964	
December	7,047	
January	7,583	
February	8,195	
March	10,279	
April	10,382	
May	10,413	
June	10,410	

QUALITY

	Quantity	Base Number	Contract	AT	Region	England
% of FP17s for the same patient ID Re-attending within 3 months - Children	34	578	5.9%	11.6%	12.2%	11.6%
% of FP17s for the same patient ID Re-attending within 3 months - Adults	326	2,084	15.6%	15.1%	15.8%	15.5%
% of FP17s for the same patient ID Re-attending between 3 & 9 months - Children	330	578	57.1%	58.6%	60.3%	58.8%
% of FP17s for the same patient ID Re-attending between 3 & 9 months - Adults	1,207	2,084	57.9%	51.5%	53.5%	51.1%
% of FP17s for Band 1 Urgent Courses	406	2,572	15.8%	10.7%	9.1%	9.0%
% of FP17s Relating to Free Repair or Replacements	32	2,572	1.2%	0.9%	1.0%	0.8%
% of FP17s Relating to Continuations	58	2,572	2.3%	0.9%	1.0%	0.9%
% of Patients satisfied with the dentistry they have received	2	2	N/A	93.2%	93.6%	93.3%
% of Patients satisfied with the time they had to wait for an appointment	2	2	N/A	88.5%	89.8%	88.9%

* This is based on patients treated on this contract for their most recent course of treatment. Figures in italics indicate the base number of FP17s or Patient Questionnaire responses are less than 100. N/A is shown where the base number of responses is less than 10 during the period. % is calculated as Quantity/Base number*100

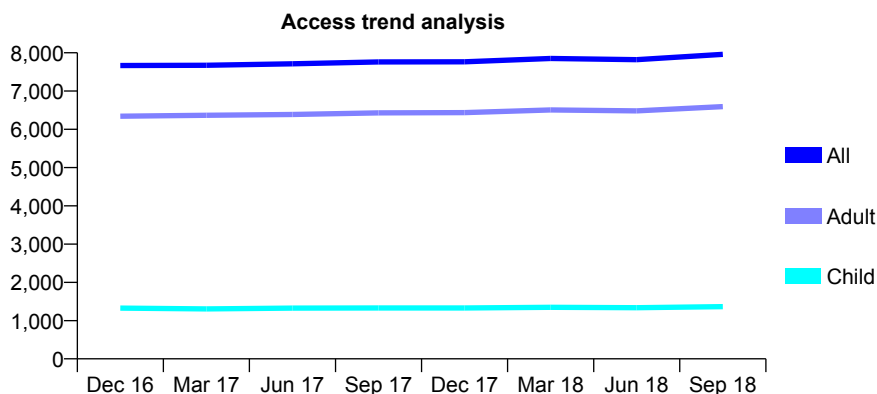
Q47 - Vital Signs At a Glance Contract Report for 997307/0001 - September 2018

Name or company name	Dr H Kadri
Contract type name	GDS Contract
Purpose of contract	General
Contract start date	01/04/2006
Contract end date	

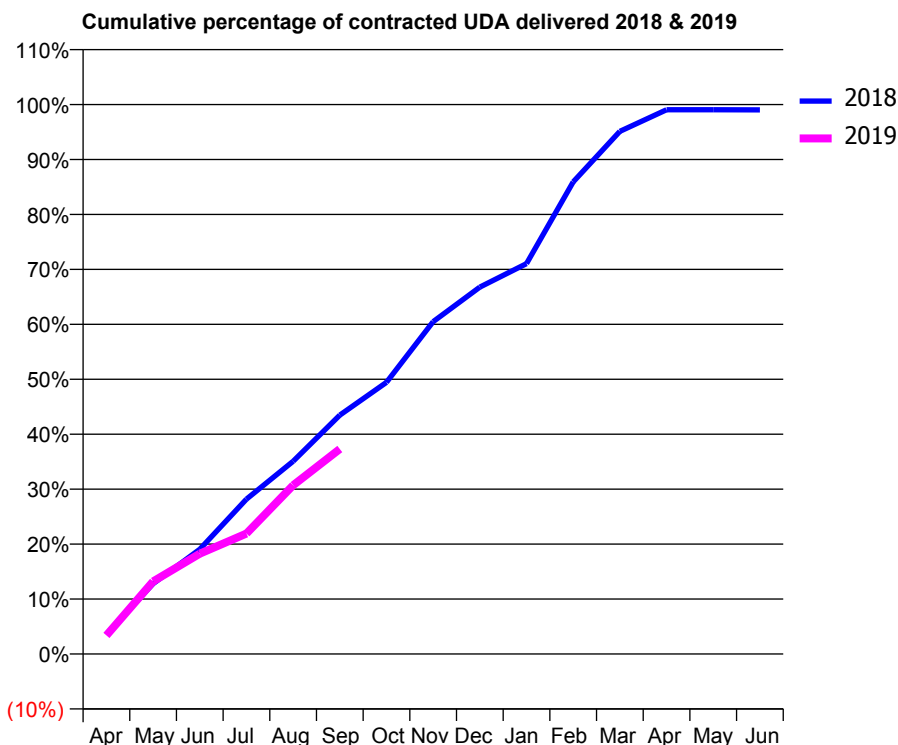
18/19 Contracted general activity (UDA)	21,231
Carry forward general activity (UDA)	0
18/19 Contracted orthodontic activity (UOA)	0
Carry forward orthodontic activity (UOA)	0
Baseline contract value	£578,590.71

ACCESS*

Patients seen in 24 months	Total	Change since previous quarter
Quarter ending September 2017	7,760	
Quarter ending December 2017	7,766	→
Quarter ending March 2018	7,851	→
Quarter ending June 2018	7,821	→
Quarter ending September 2018	7,960	→
Variance since September 2017	2.6%	↑



ACTIVITY



Month	Adjusted Scheduled Activity (UDA)	
	2018	2019
April	763	718
May	2,715	2,808
June	4,046	3,879
July	5,986	4,656
August	7,449	6,518
September	9,228	7,923
October	10,497	
November	12,842	
December	14,175	
January	15,081	
February	18,241	
March	20,194	
April	21,027	
May	21,027	
June	21,025	

QUALITY

	Quantity	Base Number	Contract	AT	Region	England
% of FP17s for the same patient ID Re-attending within 3 months - Children	68	959	7.1%	11.6%	12.2%	11.6%
% of FP17s for the same patient ID Re-attending within 3 months - Adults	692	4,380	15.8%	15.1%	15.8%	15.5%
% of FP17s for the same patient ID Re-attending between 3 & 9 months - Children	640	959	66.7%	58.6%	60.3%	58.8%
% of FP17s for the same patient ID Re-attending between 3 & 9 months - Adults	2,328	4,380	53.2%	51.5%	53.5%	51.1%
% of FP17s for Band 1 Urgent Courses	481	4,851	9.9%	10.7%	9.1%	9.0%
% of FP17s Relating to Free Repair or Replacements	59	4,851	1.2%	0.9%	1.0%	0.8%
% of FP17s Relating to Continuations	11	4,851	0.2%	0.9%	1.0%	0.9%
% of Patients satisfied with the dentistry they have received	9	10	90.0%	93.2%	93.6%	93.3%
% of Patients satisfied with the time they had to wait for an appointment	9	10	90.0%	88.5%	89.8%	88.9%

* This is based on patients treated on this contract for their most recent course of treatment. Figures in italics indicate the base number of FP17s or Patient Questionnaire responses are less than 100. N/A is shown where the base number of responses is less than 10 during the period. % is calculated as Quantity/Base number*100

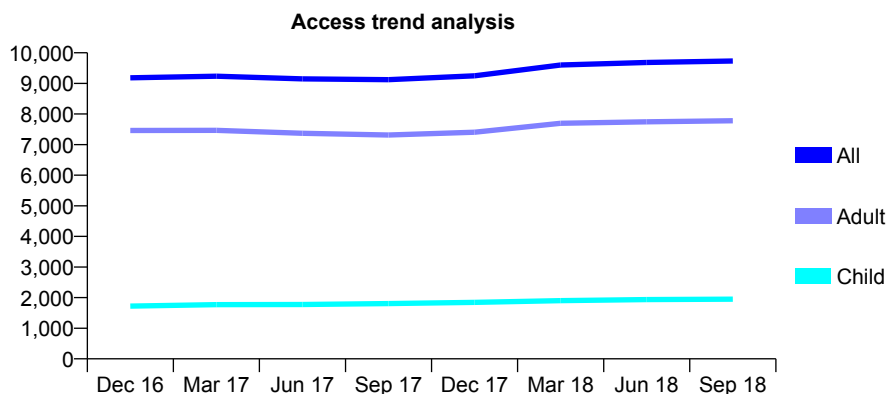
Q47 - Vital Signs At a Glance Contract Report for 999199/0001 - September 2018

Name or company name	MR JC HALL
Contract type name	GDS Contract
Purpose of contract	General
Contract start date	01/04/2006
Contract end date	

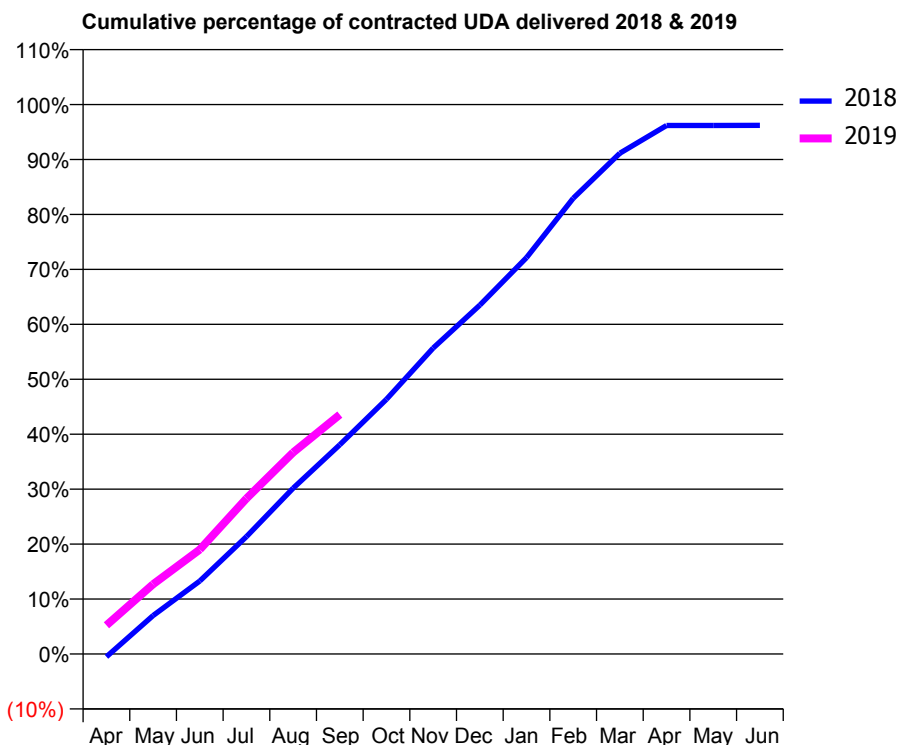
18/19 Contracted general activity (UDA)	25,993
Carry forward general activity (UDA)	0
18/19 Contracted orthodontic activity (UOA)	0
Carry forward orthodontic activity (UOA)	0
Baseline contract value	£828,721.50

ACCESS*

Patients seen in 24 months	Total	Change since previous quarter
Quarter ending September 2017	9,122	
Quarter ending December 2017	9,250	→
Quarter ending March 2018	9,603	↑
Quarter ending June 2018	9,682	→
Quarter ending September 2018	9,730	→
Variance since September 2017	6.7%	↑



ACTIVITY



Month	Adjusted Scheduled Activity (UDA)	
	2018	2019
April	-134	1,361
May	1,820	3,303
June	3,451	4,942
July	5,553	7,357
August	7,846	9,535
September	9,902	11,328
October	12,050	
November	14,471	
December	16,504	
January	18,751	
February	21,559	
March	23,692	
April	25,003	
May	25,003	
June	25,005	

QUALITY

	Quantity	Base Number	Contract	AT	Region	England
% of FP17s for the same patient ID Re-attending within 3 months - Children	179	1,829	9.8%	11.6%	12.2%	11.6%
% of FP17s for the same patient ID Re-attending within 3 months - Adults	542	5,394	10.0%	15.1%	15.8%	15.5%
% of FP17s for the same patient ID Re-attending between 3 & 9 months - Children	1,271	1,829	69.5%	58.6%	60.3%	58.8%
% of FP17s for the same patient ID Re-attending between 3 & 9 months - Adults	2,834	5,394	52.5%	51.5%	53.5%	51.1%
% of FP17s for Band 1 Urgent Courses	730	6,610	11.0%	10.7%	9.1%	9.0%
% of FP17s Relating to Free Repair or Replacements	23	6,610	0.3%	0.9%	1.0%	0.8%
% of FP17s Relating to Continuations	16	6,610	0.2%	0.9%	1.0%	0.9%
% of Patients satisfied with the dentistry they have received	4	4	N/A	93.2%	93.6%	93.3%
% of Patients satisfied with the time they had to wait for an appointment	4	4	N/A	88.5%	89.8%	88.9%

* This is based on patients treated on this contract for their most recent course of treatment. Figures in italics indicate the base number of FP17s or Patient Questionnaire responses are less than 100. N/A is shown where the base number of responses is less than 10 during the period. % is calculated as Quantity/Base number*100

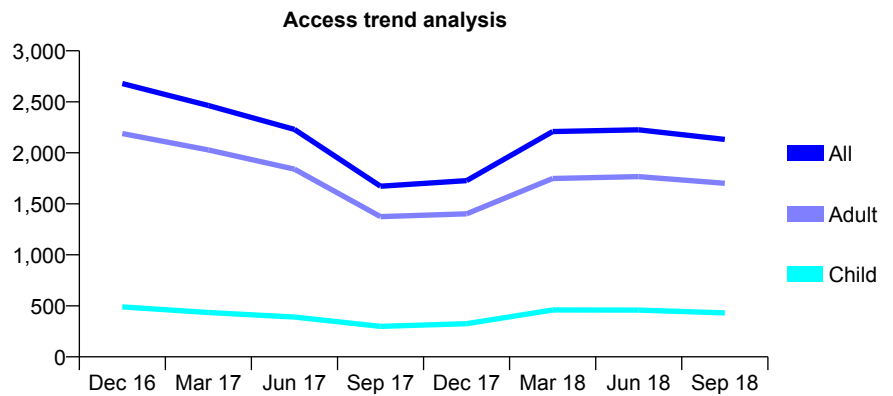
Q47 - Vital Signs At a Glance Contract Report for 999350/0001 - September 2018

Name or company name	Dr F Patel
Contract type name	GDS Contract
Purpose of contract	General
Contract start date	01/04/2006
Contract end date	

18/19 Contracted general activity (UDA)	8,727
Carry forward general activity (UDA)	0
18/19 Contracted orthodontic activity (UOA)	0
Carry forward orthodontic activity (UOA)	0
Baseline contract value	£169,515.89

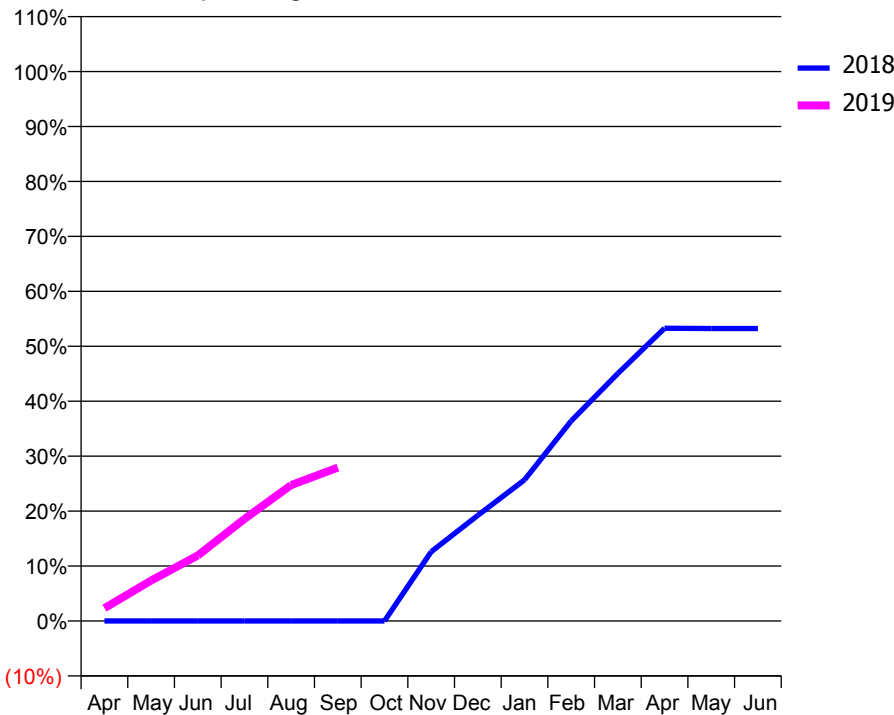
ACCESS*

Patients seen in 24 months	Total	Change since previous quarter
Quarter ending September 2017	1,673	
Quarter ending December 2017	1,727	↑
Quarter ending March 2018	2,209	↑
Quarter ending June 2018	2,225	→
Quarter ending September 2018	2,132	↓
Variance since September 2017	27.4%	↑



ACTIVITY

Cumulative percentage of contracted UDA delivered 2018 & 2019



Month	Adjusted Scheduled Activity (UDA)	
	2018	2019
April	0	204
May	0	643
June	0	1,041
July	0	1,622
August	0	2,159
September	0	2,437
October	0	
November	1,101	
December	1,679	
January	2,241	
February	3,178	
March	3,931	
April	4,650	
May	4,645	
June	4,645	

QUALITY

	Quantity	Base Number	Contract	AT	Region	England
% of FP17s for the same patient ID Re-attending within 3 months - Children	34	337	10.1%	11.6%	12.2%	11.6%
% of FP17s for the same patient ID Re-attending within 3 months - Adults	175	1,256	13.9%	15.1%	15.8%	15.5%
% of FP17s for the same patient ID Re-attending between 3 & 9 months - Children	147	337	43.6%	58.6%	60.3%	58.8%
% of FP17s for the same patient ID Re-attending between 3 & 9 months - Adults	500	1,256	39.8%	51.5%	53.5%	51.1%
% of FP17s for Band 1 Urgent Courses	102	1,261	8.1%	10.7%	9.1%	9.0%
% of FP17s Relating to Free Repair or Replacements	5	1,261	0.4%	0.9%	1.0%	0.8%
% of FP17s Relating to Continuations	1	1,261	0.1%	0.9%	1.0%	0.9%
% of Patients satisfied with the dentistry they have received	1	1	N/A	93.2%	93.6%	93.3%
% of Patients satisfied with the time they had to wait for an appointment	1	1	N/A	88.5%	89.8%	88.9%

* This is based on patients treated on this contract for their most recent course of treatment. Figures in italics indicate the base number of FP17s or Patient Questionnaire responses are less than 100. N/A is shown where the base number of responses is less than 10 during the period. % is calculated as Quantity/Base number*100

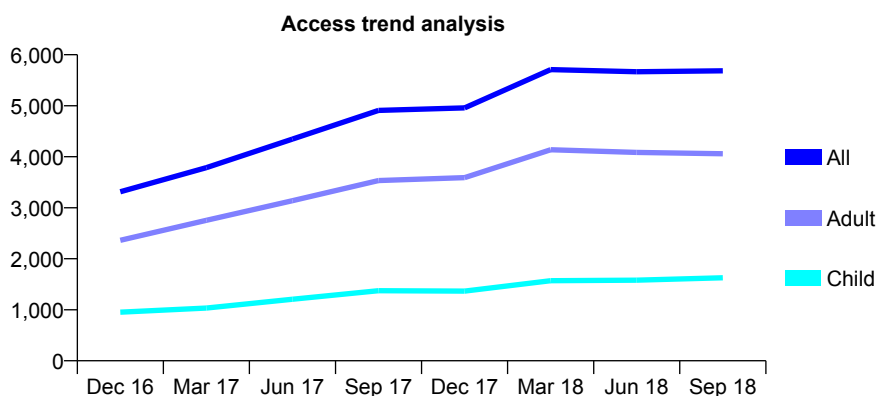
Q48 - Vital Signs At a Glance Contract Report for 100096/0000 - September 2018

Name or company name	Care (Lancashire) Ltd
Contract type name	GDS Contract
Purpose of contract	General
Contract start date	01/04/2016
Contract end date	

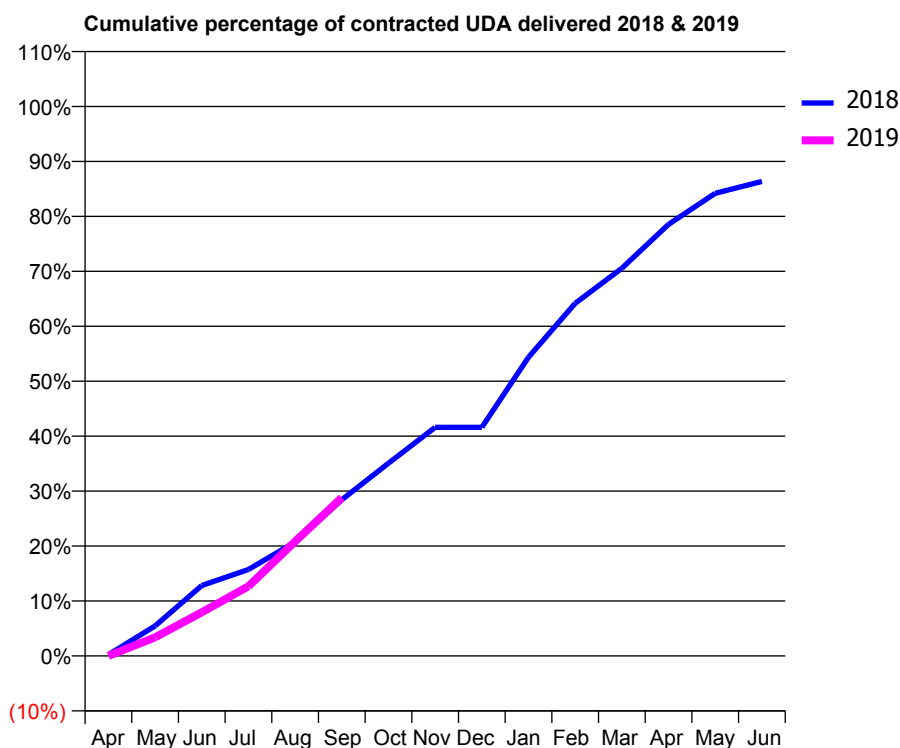
18/19 Contracted general activity (UDA)	24,000
Carry forward general activity (UDA)	0
18/19 Contracted orthodontic activity (UOA)	0
Carry forward orthodontic activity (UOA)	0
Baseline contract value	£626,477.34

ACCESS*

Patients seen in 24 months	Total	Change since previous quarter
Quarter ending September 2017	4,908	
Quarter ending December 2017	4,959	→
Quarter ending March 2018	5,708	↑
Quarter ending June 2018	5,666	→
Quarter ending September 2018	5,686	→
Variance since September 2017	15.9%	↑



ACTIVITY



Month	Adjusted Scheduled Activity (UDA)	
	2018	2019
April	55	0
May	1,316	812
June	3,077	1,910
July	3,779	3,041
August	4,976	4,998
September	6,825	6,919
October	8,419	
November	9,983	
December	9,983	
January	13,049	
February	15,401	
March	16,934	
April	18,849	
May	20,207	
June	20,724	

QUALITY

	Quantity	Base Number	Contract	AT	Region	England
% of FP17s for the same patient ID Re-attending within 3 months - Children	116	1,215	9.5%	11.2%	12.2%	11.6%
% of FP17s for the same patient ID Re-attending within 3 months - Adults	454	2,759	16.5%	16.6%	15.8%	15.5%
% of FP17s for the same patient ID Re-attending between 3 & 9 months - Children	643	1,215	52.9%	54.6%	60.3%	58.8%
% of FP17s for the same patient ID Re-attending between 3 & 9 months - Adults	1,246	2,759	45.2%	45.2%	53.5%	51.1%
% of FP17s for Band 1 Urgent Courses	199	2,746	7.2%	12.0%	9.1%	9.0%
% of FP17s Relating to Free Repair or Replacements	16	2,746	0.6%	0.9%	1.0%	0.8%
% of FP17s Relating to Continuations	39	2,746	1.4%	1.2%	1.0%	0.9%
% of Patients satisfied with the dentistry they have received	4	4	N/A	91.7%	93.6%	93.3%
% of Patients satisfied with the time they had to wait for an appointment	3	4	N/A	89.5%	89.8%	88.9%

* This is based on patients treated on this contract for their most recent course of treatment. Figures in italics indicate the base number of FP17s or Patient Questionnaire responses are less than 100. N/A is shown where the base number of responses is less than 10 during the period. % is calculated as Quantity/Base number*100

Q48 - Vital Signs At a Glance Contract Report for 100256/0000 - September 2018

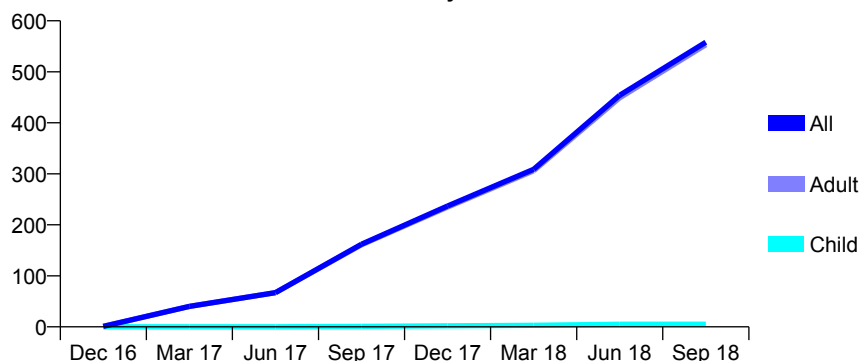
Name or company name	Bridgewater Community Healthcare NHS F
Contract type name	PDS Contract
Purpose of contract	General
Contract start date	01/12/2016
Contract end date	30/11/2019

18/19 Contracted general activity (UDA)	2,700
Carry forward general activity (UDA)	0
18/19 Contracted orthodontic activity (UOA)	0
Carry forward orthodontic activity (UOA)	0
Baseline contract value	£146,664.00

ACCESS*

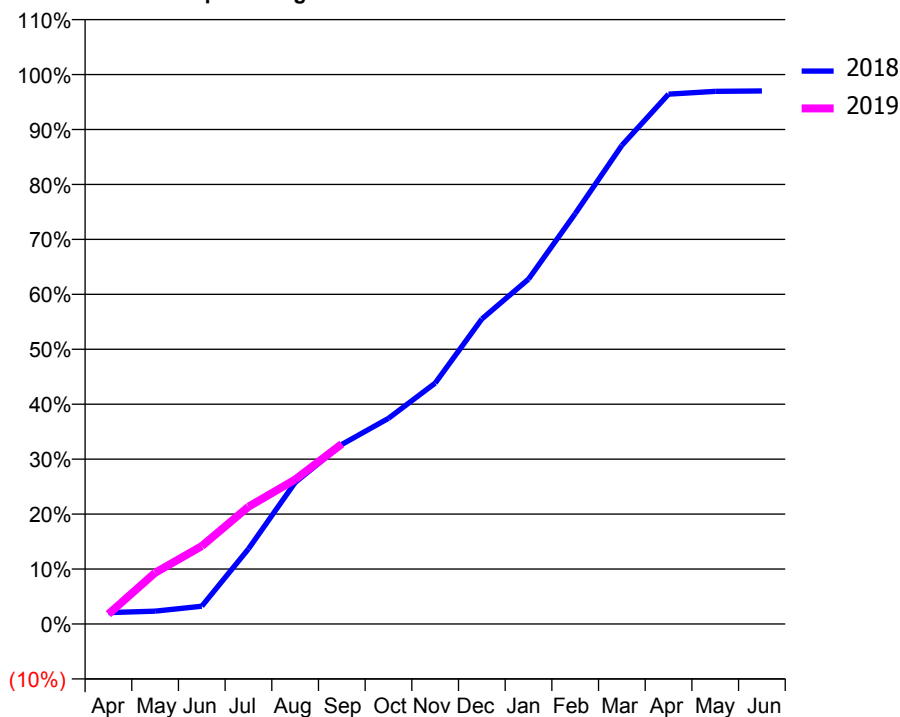
Patients seen in 24 months	Total	Change since previous quarter
Quarter ending September 2017	162	
Quarter ending December 2017	237	↑
Quarter ending March 2018	309	↑
Quarter ending June 2018	454	↑
Quarter ending September 2018	558	↑
Variance since September 2017	244.4%	↑

Access trend analysis



ACTIVITY

Cumulative percentage of contracted UDA delivered 2018 & 2019



Adjusted Scheduled Activity (UDA)

Month	2018	2019
April	25	49
May	28	252
June	39	383
July	164	576
August	309	710
September	392	885
October	449	
November	526	
December	666	
January	753	
February	896	
March	1,045	
April	1,157	
May	1,163	
June	1,164	

QUALITY

	Quantity	Base Number	Contract	AT	Region	England
% of FP17s for the same patient ID Re-attending within 3 months - Children	0	6	0.0%	11.2%	12.2%	11.6%
% of FP17s for the same patient ID Re-attending within 3 months - Adults	5	386	1.3%	16.6%	15.8%	15.5%
% of FP17s for the same patient ID Re-attending between 3 & 9 months - Children	0	6	0.0%	54.6%	60.3%	58.8%
% of FP17s for the same patient ID Re-attending between 3 & 9 months - Adults	1	386	0.3%	45.2%	53.5%	51.1%
% of FP17s for Band 1 Urgent Courses	0	338	0.0%	12.0%	9.1%	9.0%
% of FP17s Relating to Free Repair or Replacements	0	338	0.0%	0.9%	1.0%	0.8%
% of FP17s Relating to Continuations	2	338	0.6%	1.2%	1.0%	0.9%
% of Patients satisfied with the dentistry they have received	0	0	N/A	91.7%	93.6%	93.3%
% of Patients satisfied with the time they had to wait for an appointment	0	0	N/A	89.5%	89.8%	88.9%

* This is based on patients treated on this contract for their most recent course of treatment. Figures in italics indicate the base number of FP17s or Patient Questionnaire responses are less than 100. N/A is shown where the base number of responses is less than 10 during the period. % is calculated as Quantity/Base number*100

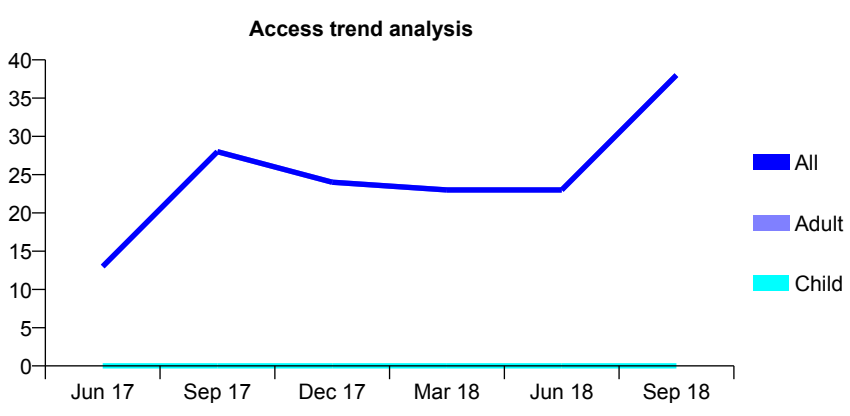
Q48 - Vital Signs At a Glance Contract Report for 100257/0000 - September 2018

Name or company name	Bridgewater Community Healthcare NHS F
Contract type name	PDS Contract
Purpose of contract	General
Contract start date	01/12/2016
Contract end date	30/11/2019

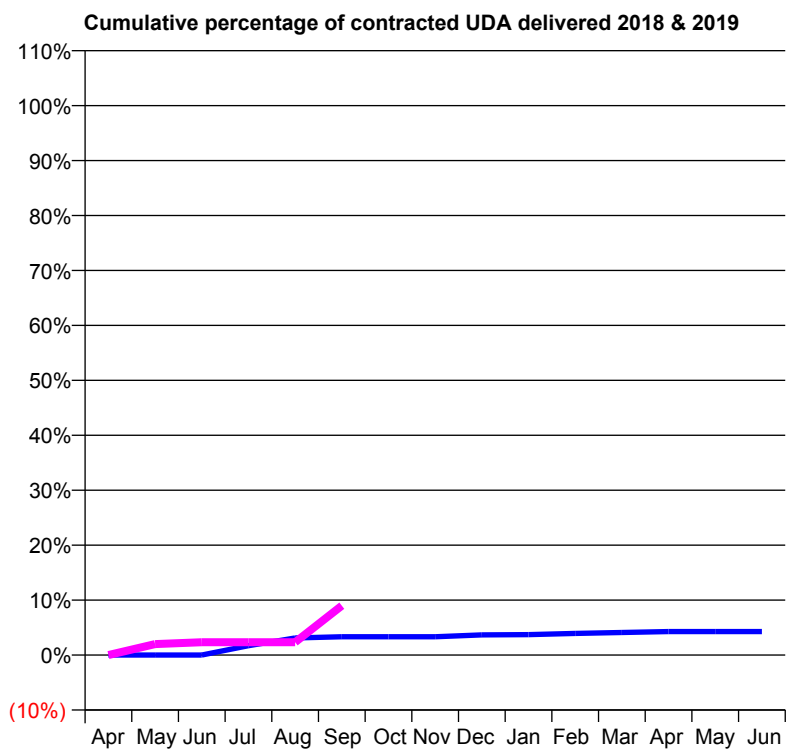
18/19 Contracted general activity (UDA)	300
Carry forward general activity (UDA)	0
18/19 Contracted orthodontic activity (UOA)	0
Carry forward orthodontic activity (UOA)	0
Baseline contract value	£16,296.00

ACCESS*

Patients seen in 24 months	Total	Change since previous quarter
Quarter ending September 2017	28	
Quarter ending December 2017	24	↓
Quarter ending March 2018	23	↓
Quarter ending June 2018	23	→
Quarter ending September 2018	38	↑
Variance since September 2017	35.7%	↑



ACTIVITY



Month	Adjusted Scheduled Activity (UDA)	
	2018	2019
April	0	0
May	0	6
June	0	7
July	31	7
August	56	7
September	60	27
October	60	
November	60	
December	66	
January	67	
February	71	
March	74	
April	77	
May	77	
June	77	

QUALITY

	Quantity	Base Number	Contract	AT	Region	England
% of FP17s for the same patient ID Re-attending within 3 months - Children	0	0	N/A	11.2%	12.2%	11.6%
% of FP17s for the same patient ID Re-attending within 3 months - Adults	0	14	0.0%	16.6%	15.8%	15.5%
% of FP17s for the same patient ID Re-attending between 3 & 9 months - Children	0	0	N/A	54.6%	60.3%	58.8%
% of FP17s for the same patient ID Re-attending between 3 & 9 months - Adults	0	14	0.0%	45.2%	53.5%	51.1%
% of FP17s for Band 1 Urgent Courses	0	13	0.0%	12.0%	9.1%	9.0%
% of FP17s Relating to Free Repair or Replacements	0	13	0.0%	0.9%	1.0%	0.8%
% of FP17s Relating to Continuations	0	13	0.0%	1.2%	1.0%	0.9%
% of Patients satisfied with the dentistry they have received	0	0	N/A	91.7%	93.6%	93.3%
% of Patients satisfied with the time they had to wait for an appointment	0	0	N/A	89.5%	89.8%	88.9%

* This is based on patients treated on this contract for their most recent course of treatment. Figures in italics indicate the base number of FP17s or Patient Questionnaire responses are less than 100. N/A is shown where the base number of responses is less than 10 during the period. % is calculated as Quantity/Base number*100

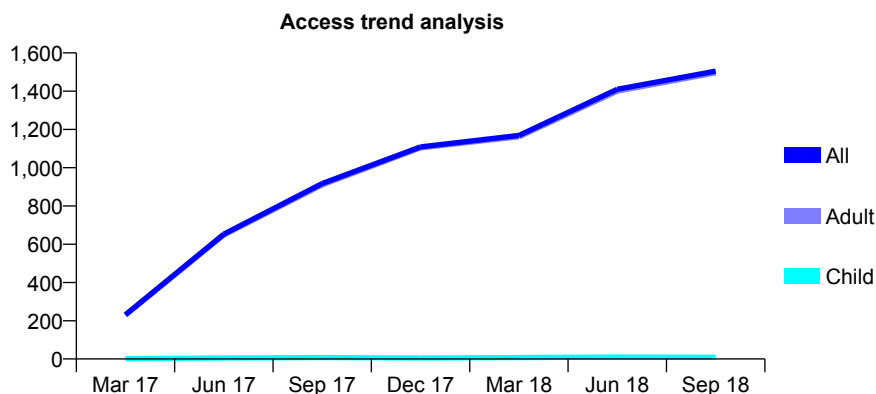
Q48 - Vital Signs At a Glance Contract Report for 100260/0000 - September 2018

Name or company name	Winston & Kelso
Contract type name	PDS Contract
Purpose of contract	General
Contract start date	01/12/2016
Contract end date	30/11/2019

18/19 Contracted general activity (UDA)	4,200
Carry forward general activity (UDA)	0
18/19 Contracted orthodontic activity (UOA)	0
Carry forward orthodontic activity (UOA)	0
Baseline contract value	£221,010.12

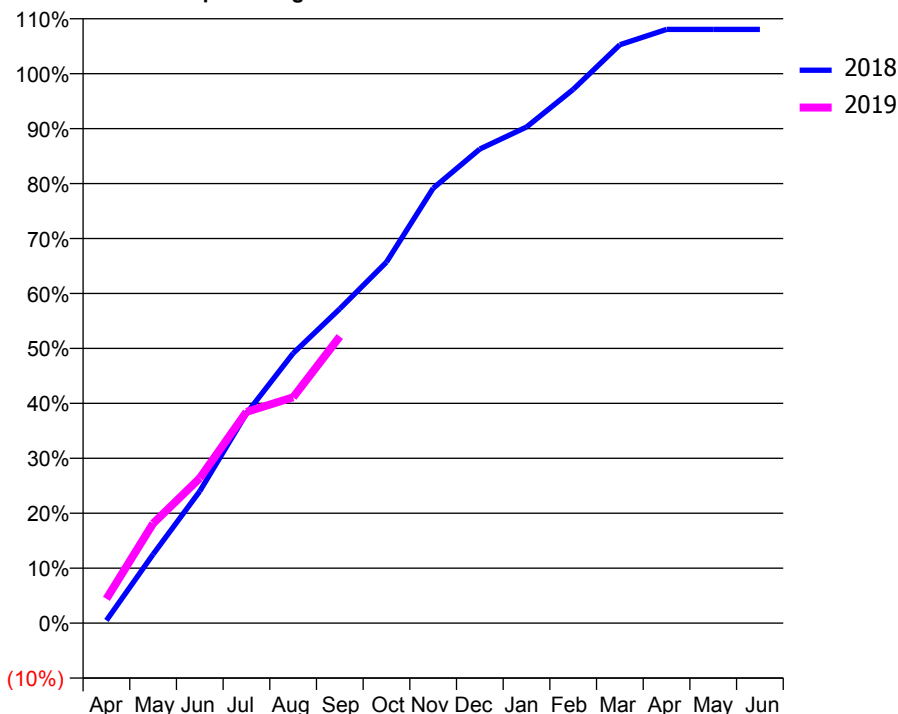
ACCESS*

Patients seen in 24 months	Total	Change since previous quarter
Quarter ending September 2017	917	
Quarter ending December 2017	1,109	↑
Quarter ending March 2018	1,169	↑
Quarter ending June 2018	1,410	↑
Quarter ending September 2018	1,505	↑
Variance since September 2017	64.1%	↑



ACTIVITY

Cumulative percentage of contracted UDA delivered 2018 & 2019



Month	Adjusted Scheduled Activity (UDA)	
	2018	2019
April	21	186
May	526	762
June	1,009	1,108
July	1,603	1,615
August	2,062	1,726
September	2,403	2,191
October	2,760	
November	3,324	
December	3,624	
January	3,792	
February	4,079	
March	4,421	
April	4,538	
May	4,538	
June	4,538	

QUALITY

	Quantity	Base Number	Contract	AT	Region	England
% of FP17s for the same patient ID Re-attending within 3 months - Children	0	8	0.0%	11.2%	12.2%	11.6%
% of FP17s for the same patient ID Re-attending within 3 months - Adults	4	770	0.5%	16.6%	15.8%	15.5%
% of FP17s for the same patient ID Re-attending between 3 & 9 months - Children	0	8	0.0%	54.6%	60.3%	58.8%
% of FP17s for the same patient ID Re-attending between 3 & 9 months - Adults	0	770	0.0%	45.2%	53.5%	51.1%
% of FP17s for Band 1 Urgent Courses	0	731	0.0%	12.0%	9.1%	9.0%
% of FP17s Relating to Free Repair or Replacements	0	731	0.0%	0.9%	1.0%	0.8%
% of FP17s Relating to Continuations	0	731	0.0%	1.2%	1.0%	0.9%
% of Patients satisfied with the dentistry they have received	0	1	N/A	91.7%	93.6%	93.3%
% of Patients satisfied with the time they had to wait for an appointment	1	1	N/A	89.5%	89.8%	88.9%

* This is based on patients treated on this contract for their most recent course of treatment. Figures in italics indicate the base number of FP17s or Patient Questionnaire responses are less than 100. N/A is shown where the base number of responses is less than 10 during the period. % is calculated as Quantity/Base number*100

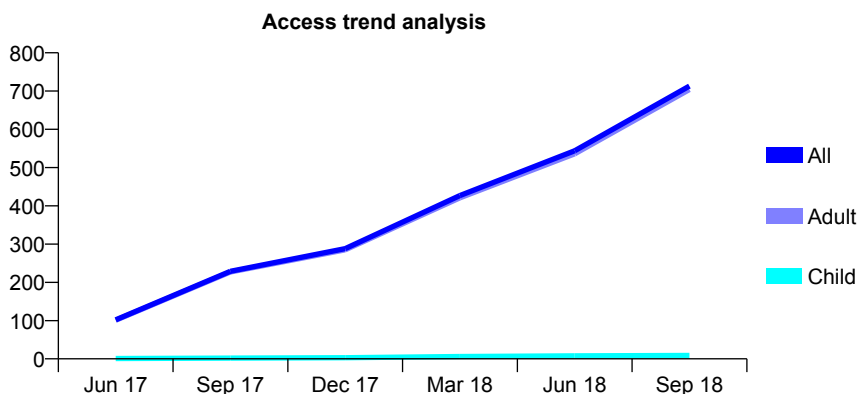
Q48 - Vital Signs At a Glance Contract Report for 100306/0000 - September 2018

Name or company name	MR SR LAKSHMIAH
Contract type name	PDS Contract
Purpose of contract	General
Contract start date	01/04/2017
Contract end date	31/03/2019

18/19 Contracted general activity (UDA)	1,375
Carry forward general activity (UDA)	0
18/19 Contracted orthodontic activity (UOA)	0
Carry forward orthodontic activity (UOA)	0
Baseline contract value	£220,000.00

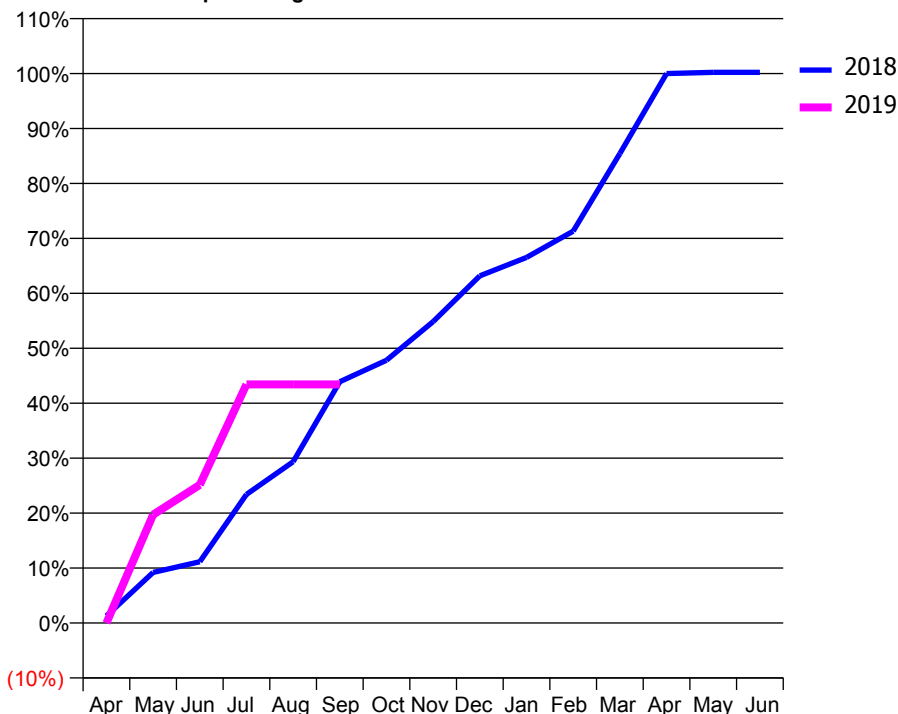
ACCESS*

Patients seen in 24 months	Total	Change since previous quarter
Quarter ending September 2017	229	
Quarter ending December 2017	288	↑
Quarter ending March 2018	427	↑
Quarter ending June 2018	544	↑
Quarter ending September 2018	713	↑
Variance since September 2017	211.4%	↑



ACTIVITY

Cumulative percentage of contracted UDA delivered 2018 & 2019



Month	Adjusted Scheduled Activity (UDA)	
	2018	2019
April	18	0
May	127	271
June	154	346
July	323	597
August	405	597
September	606	597
October	660	
November	757	
December	872	
January	918	
February	984	
March	1,179	
April	1,380	
May	1,383	
June	1,383	

QUALITY

	Quantity	Base Number	Contract	AT	Region	England
% of FP17s for the same patient ID Re-attending within 3 months - Children	0	8	0.0%	11.2%	12.2%	11.6%
% of FP17s for the same patient ID Re-attending within 3 months - Adults	1	337	0.3%	16.6%	15.8%	15.5%
% of FP17s for the same patient ID Re-attending between 3 & 9 months - Children	0	8	0.0%	54.6%	60.3%	58.8%
% of FP17s for the same patient ID Re-attending between 3 & 9 months - Adults	1	337	0.3%	45.2%	53.5%	51.1%
% of FP17s for Band 1 Urgent Courses	0	255	0.0%	12.0%	9.1%	9.0%
% of FP17s Relating to Free Repair or Replacements	0	255	0.0%	0.9%	1.0%	0.8%
% of FP17s Relating to Continuations	0	255	0.0%	1.2%	1.0%	0.9%
% of Patients satisfied with the dentistry they have received	0	0	N/A	91.7%	93.6%	93.3%
% of Patients satisfied with the time they had to wait for an appointment	0	0	N/A	89.5%	89.8%	88.9%

* This is based on patients treated on this contract for their most recent course of treatment. Figures in italics indicate the base number of FP17s or Patient Questionnaire responses are less than 100. N/A is shown where the base number of responses is less than 10 during the period. % is calculated as Quantity/Base number*100

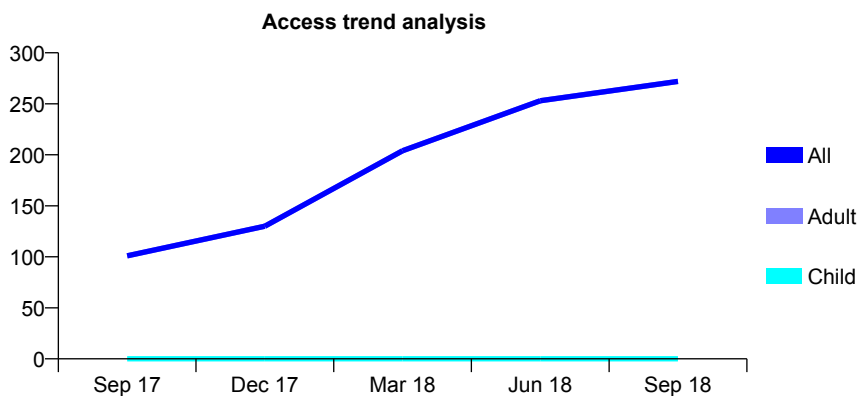
Q48 - Vital Signs At a Glance Contract Report for 100425/0000 - September 2018

Name or company name	Redbridge Assocaites Limited
Contract type name	PDS Contract
Purpose of contract	General
Contract start date	01/05/2017
Contract end date	30/11/2019

18/19 Contracted general activity (UDA)	2,400
Carry forward general activity (UDA)	0
18/19 Contracted orthodontic activity (UOA)	0
Carry forward orthodontic activity (UOA)	0
Baseline contract value	£125,569.36

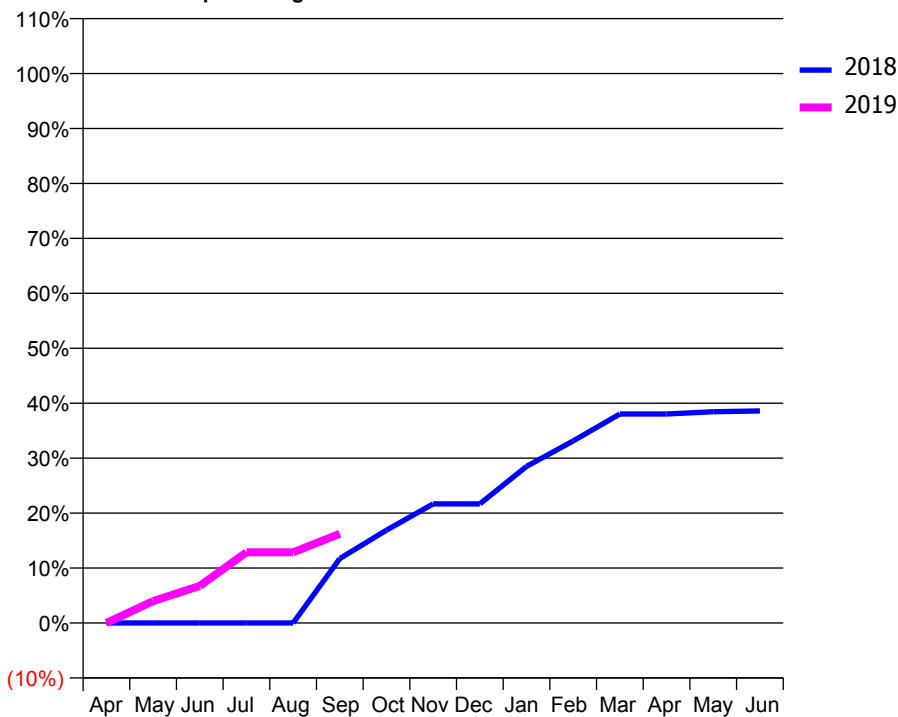
ACCESS*

Patients seen in 24 months	Total	Change since previous quarter
Quarter ending September 2017	101	
Quarter ending December 2017	130	↑
Quarter ending March 2018	204	↑
Quarter ending June 2018	253	↑
Quarter ending September 2018	272	↑
Variance since September 2017	169.3%	↑



ACTIVITY

Cumulative percentage of contracted UDA delivered 2018 & 2019



Month	Adjusted Scheduled Activity (UDA)	
	2018	2019
April	0	0
May	0	96
June	0	162
July	0	309
August	0	309
September	258	390
October	372	
November	477	
December	477	
January	627	
February	729	
March	837	
April	837	
May	846	
June	849	

QUALITY

	Quantity	Base Number	Contract	AT	Region	England
% of FP17s for the same patient ID Re-attending within 3 months - Children	0	0	N/A	11.2%	12.2%	11.6%
% of FP17s for the same patient ID Re-attending within 3 months - Adults	0	134	0.0%	16.6%	15.8%	15.5%
% of FP17s for the same patient ID Re-attending between 3 & 9 months - Children	0	0	N/A	54.6%	60.3%	58.8%
% of FP17s for the same patient ID Re-attending between 3 & 9 months - Adults	0	134	0.0%	45.2%	53.5%	51.1%
% of FP17s for Band 1 Urgent Courses	0	130	0.0%	12.0%	9.1%	9.0%
% of FP17s Relating to Free Repair or Replacements	0	130	0.0%	0.9%	1.0%	0.8%
% of FP17s Relating to Continuations	0	130	0.0%	1.2%	1.0%	0.9%
% of Patients satisfied with the dentistry they have received	0	0	N/A	91.7%	93.6%	93.3%
% of Patients satisfied with the time they had to wait for an appointment	0	0	N/A	89.5%	89.8%	88.9%

* This is based on patients treated on this contract for their most recent course of treatment. Figures in italics indicate the base number of FP17s or Patient Questionnaire responses are less than 100. N/A is shown where the base number of responses is less than 10 during the period. % is calculated as Quantity/Base number*100

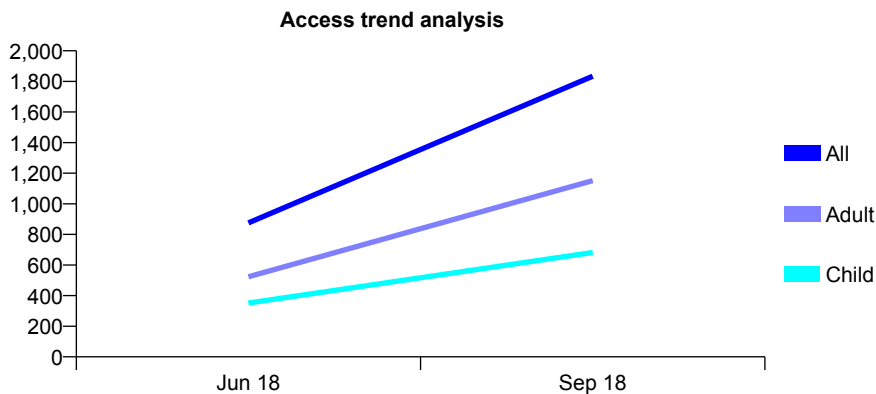
Q48 - Vital Signs At a Glance Contract Report for 100653/0000 - September 2018

Name or company name	MR RK GOLLAPUDI
Contract type name	GDS Contract
Purpose of contract	General
Contract start date	01/04/2018
Contract end date	

18/19 Contracted general activity (UDA)	24,000
Carry forward general activity (UDA)	0
18/19 Contracted orthodontic activity (UOA)	0
Carry forward orthodontic activity (UOA)	0
Baseline contract value	£623,520.00

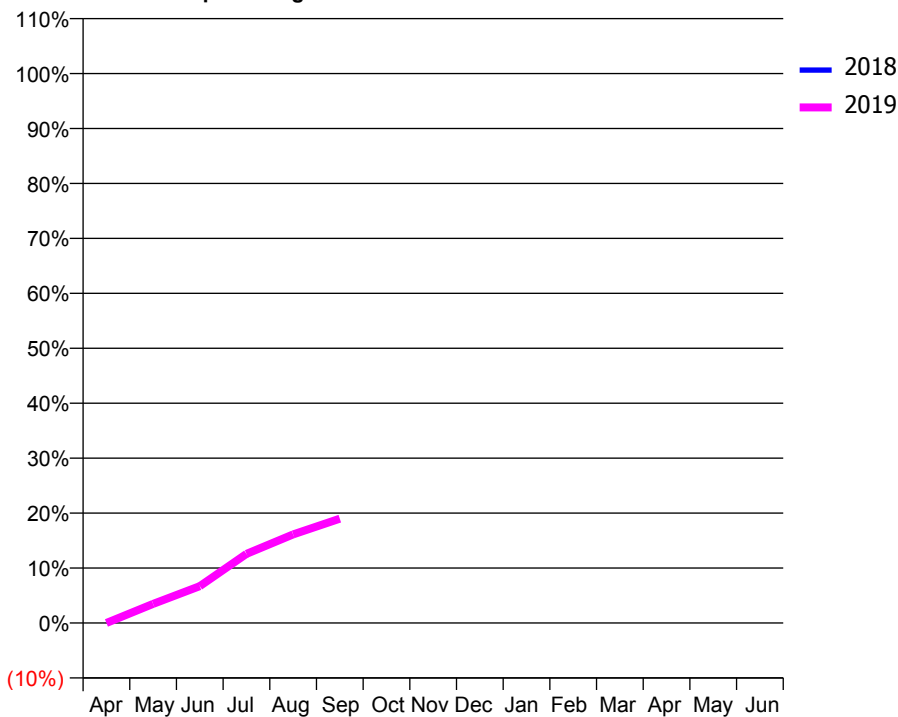
ACCESS*

Patients seen in 24 months	Total	Change since previous quarter
Quarter ending September 2017	0	
Quarter ending December 2017	0	
Quarter ending March 2018	0	
Quarter ending June 2018	875	↑
Quarter ending September 2018	1,834	↑
Variance since September 2017	N/A	



ACTIVITY

Cumulative percentage of contracted UDA delivered 2018 & 2019



Month	Adjusted Scheduled Activity (UDA)	
	2018	2019
April	0	0
May	0	837
June	0	1,610
July	0	3,020
August	0	3,870
September	0	4,556
October	0	
November	0	
December	0	
January	0	
February	0	
March	0	
April	0	
May	0	
June	0	

QUALITY

	Quantity	Base Number	Contract	AT	Region	England
% of FP17s for the same patient ID Re-attending within 3 months - Children	30	731	4.1%	11.2%	12.2%	11.6%
% of FP17s for the same patient ID Re-attending within 3 months - Adults	103	1,326	7.8%	16.6%	15.8%	15.5%
% of FP17s for the same patient ID Re-attending between 3 & 9 months - Children	16	731	2.2%	54.6%	60.3%	58.8%
% of FP17s for the same patient ID Re-attending between 3 & 9 months - Adults	27	1,326	2.0%	45.2%	53.5%	51.1%
% of FP17s for Band 1 Urgent Courses	260	2,057	12.6%	12.0%	9.1%	9.0%
% of FP17s Relating to Free Repair or Replacements	6	2,057	0.3%	0.9%	1.0%	0.8%
% of FP17s Relating to Continuations	7	2,057	0.3%	1.2%	1.0%	0.9%
% of Patients satisfied with the dentistry they have received	0	0	N/A	91.7%	93.6%	93.3%
% of Patients satisfied with the time they had to wait for an appointment	0	0	N/A	89.5%	89.8%	88.9%

* This is based on patients treated on this contract for their most recent course of treatment. Figures in italics indicate the base number of FP17s or Patient Questionnaire responses are less than 100. N/A is shown where the base number of responses is less than 10 during the period. % is calculated as Quantity/Base number*100

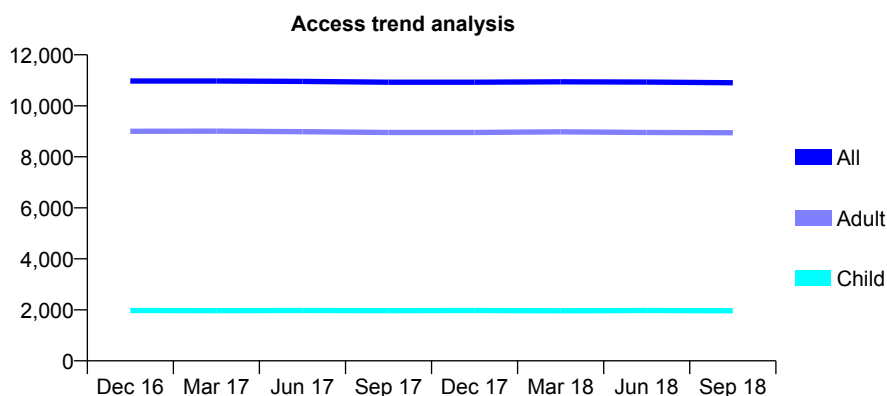
Q48 - Vital Signs At a Glance Contract Report for 101281/0115 - September 2018

Name or company name	OASIS DENTAL CARE LTD
Contract type name	GDS Contract
Purpose of contract	General
Contract start date	01/04/2006
Contract end date	

18/19 Contracted general activity (UDA)	34,474
Carry forward general activity (UDA)	28
18/19 Contracted orthodontic activity (UOA)	0
Carry forward orthodontic activity (UOA)	0
Baseline contract value	£958,690.88

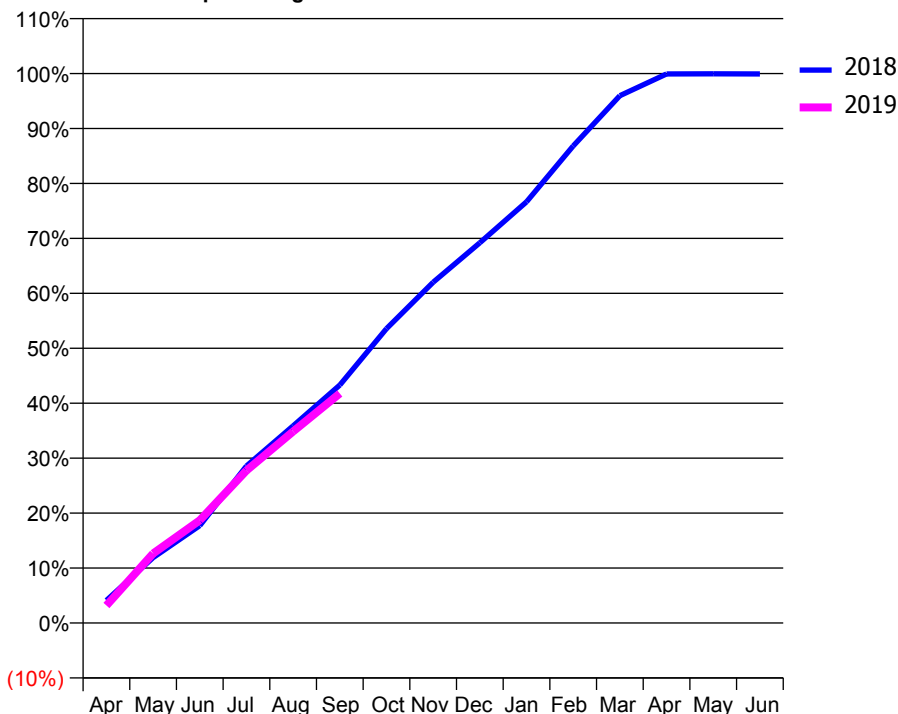
ACCESS*

Patients seen in 24 months	Total	Change since previous quarter
Quarter ending September 2017	10,924	
Quarter ending December 2017	10,928	→
Quarter ending March 2018	10,943	→
Quarter ending June 2018	10,932	→
Quarter ending September 2018	10,907	→
Variance since September 2017	(0.2%)	→



ACTIVITY

Cumulative percentage of contracted UDA delivered 2018 & 2019



Month	Adjusted Scheduled Activity (UDA)	
	2018	2019
April	1,417	1,099
May	4,100	4,365
June	6,109	6,444
July	9,852	9,566
August	12,372	12,016
September	14,932	14,398
October	18,466	
November	21,381	
December	23,859	
January	26,423	
February	29,927	
March	33,082	
April	34,446	
May	34,452	
June	34,446	

QUALITY

	Quantity	Base Number	Contract	AT	Region	England
% of FP17s for the same patient ID Re-attending within 3 months - Children	133	1,729	7.7%	11.2%	12.2%	11.6%
% of FP17s for the same patient ID Re-attending within 3 months - Adults	1,076	7,268	14.8%	16.6%	15.8%	15.5%
% of FP17s for the same patient ID Re-attending between 3 & 9 months - Children	1,272	1,729	73.6%	54.6%	60.3%	58.8%
% of FP17s for the same patient ID Re-attending between 3 & 9 months - Adults	4,900	7,268	67.4%	45.2%	53.5%	51.1%
% of FP17s for Band 1 Urgent Courses	613	8,268	7.4%	12.0%	9.1%	9.0%
% of FP17s Relating to Free Repair or Replacements	136	8,268	1.6%	0.9%	1.0%	0.8%
% of FP17s Relating to Continuations	113	8,268	1.4%	1.2%	1.0%	0.9%
% of Patients satisfied with the dentistry they have received	9	11	81.8%	91.7%	93.6%	93.3%
% of Patients satisfied with the time they had to wait for an appointment	10	11	90.9%	89.5%	89.8%	88.9%

* This is based on patients treated on this contract for their most recent course of treatment. Figures in italics indicate the base number of FP17s or Patient Questionnaire responses are less than 100. N/A is shown where the base number of responses is less than 10 during the period. % is calculated as Quantity/Base number*100

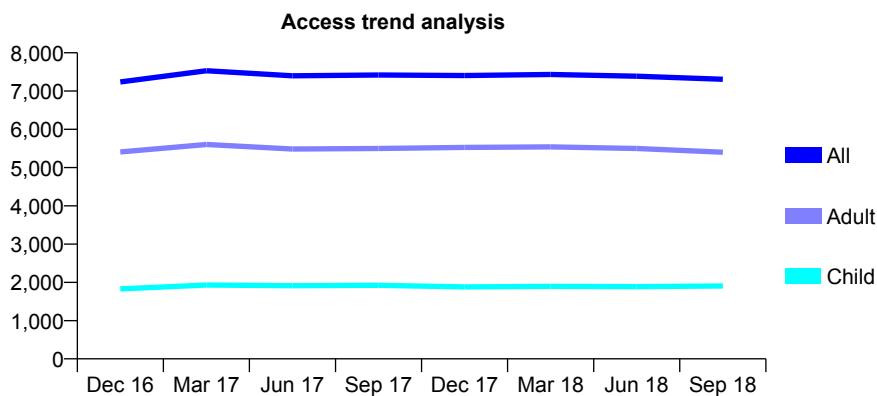
Q48 - Vital Signs At a Glance Contract Report for 101281/0168 - September 2018

Name or company name	OASIS DENTAL CARE LTD
Contract type name	GDS Contract
Purpose of contract	General
Contract start date	29/05/2007
Contract end date	

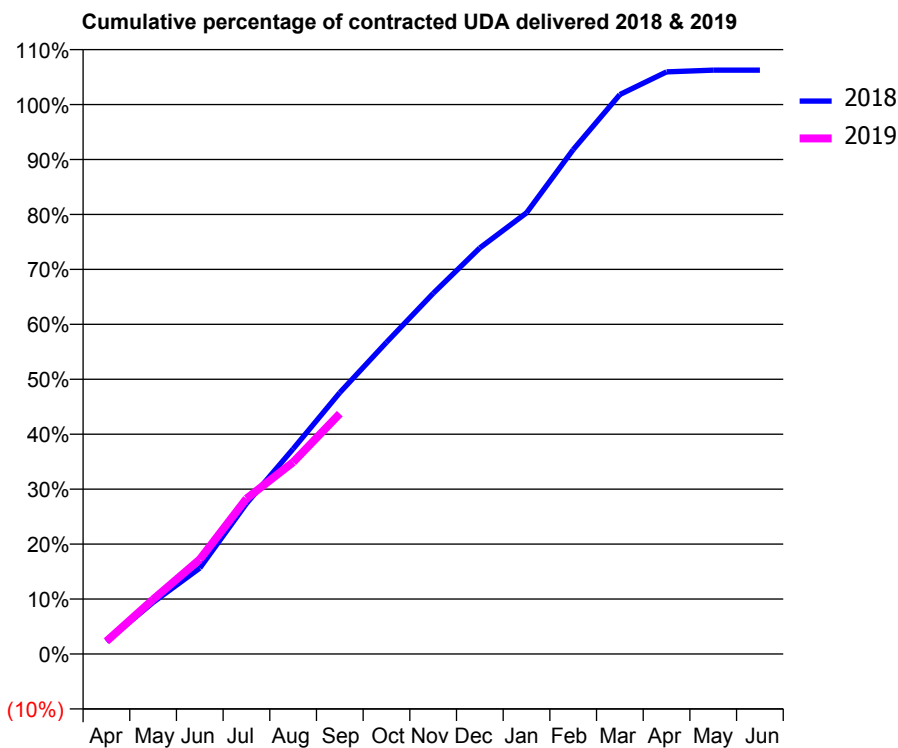
18/19 Contracted general activity (UDA)	20,675
Carry forward general activity (UDA)	173
18/19 Contracted orthodontic activity (UOA)	0
Carry forward orthodontic activity (UOA)	0
Baseline contract value	£581,241.74

ACCESS*

Patients seen in 24 months	Total	Change since previous quarter
Quarter ending September 2017	7,421	
Quarter ending December 2017	7,406	→
Quarter ending March 2018	7,435	→
Quarter ending June 2018	7,387	→
Quarter ending September 2018	7,309	↓
Variance since September 2017	(1.5%)	↓



ACTIVITY



Month	Adjusted Scheduled Activity (UDA)	
	2018	2019
April	474	480
May	1,942	2,055
June	3,233	3,560
July	5,661	5,849
August	7,718	7,220
September	9,835	9,044
October	11,729	
November	13,571	
December	15,279	
January	16,598	
February	18,977	
March	21,051	
April	21,903	
May	21,968	
June	21,969	

QUALITY

	Quantity	Base Number	Contract	AT	Region	England
% of FP17s for the same patient ID Re-attending within 3 months - Children	181	1,341	13.5%	11.2%	12.2%	11.6%
% of FP17s for the same patient ID Re-attending within 3 months - Adults	728	3,466	21.0%	16.6%	15.8%	15.5%
% of FP17s for the same patient ID Re-attending between 3 & 9 months - Children	660	1,341	49.2%	54.6%	60.3%	58.8%
% of FP17s for the same patient ID Re-attending between 3 & 9 months - Adults	1,469	3,466	42.4%	45.2%	53.5%	51.1%
% of FP17s for Band 1 Urgent Courses	1,130	4,439	25.5%	12.0%	9.1%	9.0%
% of FP17s Relating to Free Repair or Replacements	21	4,439	0.5%	0.9%	1.0%	0.8%
% of FP17s Relating to Continuations	101	4,439	2.3%	1.2%	1.0%	0.9%
% of Patients satisfied with the dentistry they have received	6	8	N/A	91.7%	93.6%	93.3%
% of Patients satisfied with the time they had to wait for an appointment	7	8	N/A	89.5%	89.8%	88.9%

* This is based on patients treated on this contract for their most recent course of treatment. Figures in italics indicate the base number of FP17s or Patient Questionnaire responses are less than 100. N/A is shown where the base number of responses is less than 10 during the period. % is calculated as Quantity/Base number*100

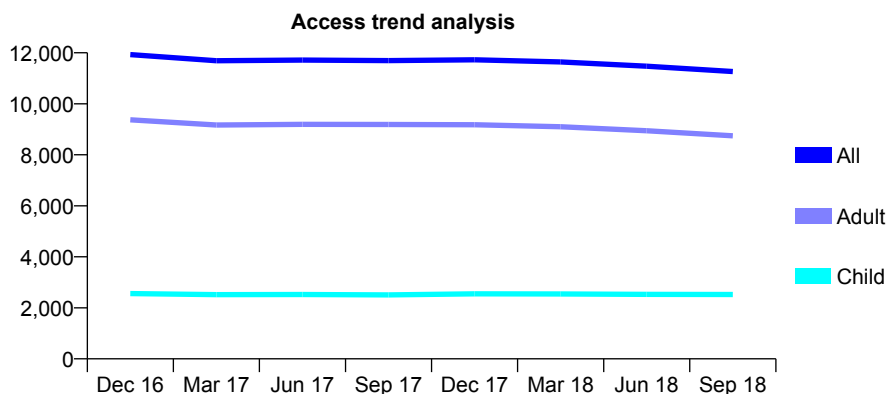
Q48 - Vital Signs At a Glance Contract Report for 101338/0039 - September 2018

Name or company name	Whitecross Dental Care Limited
Contract type name	GDS Contract
Purpose of contract	General
Contract start date	01/04/2006
Contract end date	

18/19 Contracted general activity (UDA)	39,698
Carry forward general activity (UDA)	500
18/19 Contracted orthodontic activity (UOA)	0
Carry forward orthodontic activity (UOA)	0
Baseline contract value	£1,024,247.85

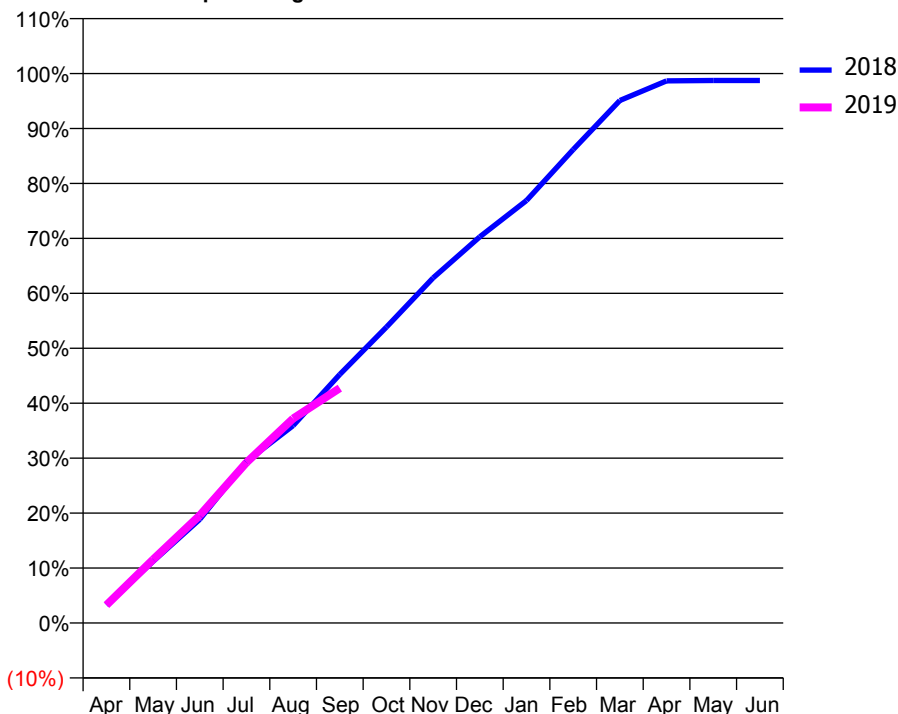
ACCESS*

Patients seen in 24 months	Total	Change since previous quarter
Quarter ending September 2017	11,692	
Quarter ending December 2017	11,727	→
Quarter ending March 2018	11,641	→
Quarter ending June 2018	11,472	↓
Quarter ending September 2018	11,265	↓
Variance since September 2017	(3.7%)	↓



ACTIVITY

Cumulative percentage of contracted UDA delivered 2018 & 2019



Adjusted Scheduled Activity (UDA)

Month	2018	2019
April	1,291	1,297
May	4,460	4,592
June	7,489	7,778
July	11,673	11,597
August	14,258	14,777
September	17,966	16,971
October	21,382	
November	24,937	
December	27,904	
January	30,526	
February	34,207	
March	37,753	
April	39,162	
May	39,194	
June	39,198	

QUALITY

	Quantity	Base Number	Contract	AT	Region	England
% of FP17s for the same patient ID Re-attending within 3 months - Children	80	1,586	5.0%	11.2%	12.2%	11.6%
% of FP17s for the same patient ID Re-attending within 3 months - Adults	489	4,688	10.4%	16.6%	15.8%	15.5%
% of FP17s for the same patient ID Re-attending between 3 & 9 months - Children	835	1,586	52.6%	54.6%	60.3%	58.8%
% of FP17s for the same patient ID Re-attending between 3 & 9 months - Adults	2,109	4,688	45.0%	45.2%	53.5%	51.1%
% of FP17s for Band 1 Urgent Courses	361	5,750	6.3%	12.0%	9.1%	9.0%
% of FP17s Relating to Free Repair or Replacements	20	5,750	0.3%	0.9%	1.0%	0.8%
% of FP17s Relating to Continuations	61	5,750	1.1%	1.2%	1.0%	0.9%
% of Patients satisfied with the dentistry they have received	6	8	N/A	91.7%	93.6%	93.3%
% of Patients satisfied with the time they had to wait for an appointment	6	8	N/A	89.5%	89.8%	88.9%

* This is based on patients treated on this contract for their most recent course of treatment. Figures in italics indicate the base number of FP17s or Patient Questionnaire responses are less than 100. N/A is shown where the base number of responses is less than 10 during the period. % is calculated as Quantity/Base number*100

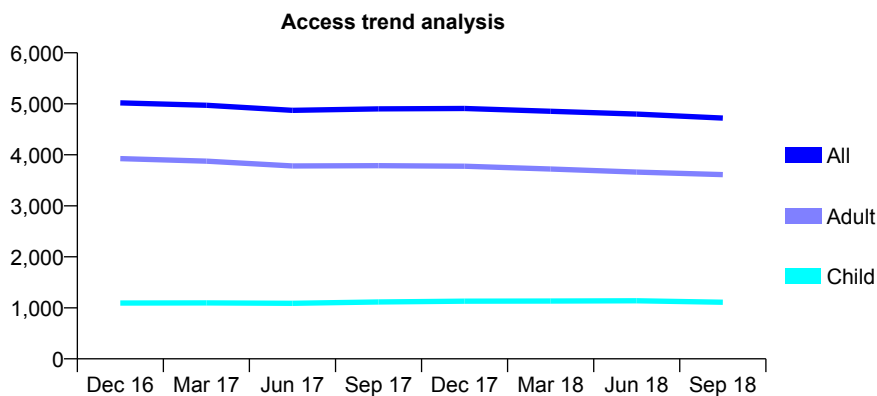
Q48 - Vital Signs At a Glance Contract Report for 101338/0061 - September 2018

Name or company name	Whitecross Dental Care Limited
Contract type name	GDS Contract
Purpose of contract	General
Contract start date	01/03/2008
Contract end date	

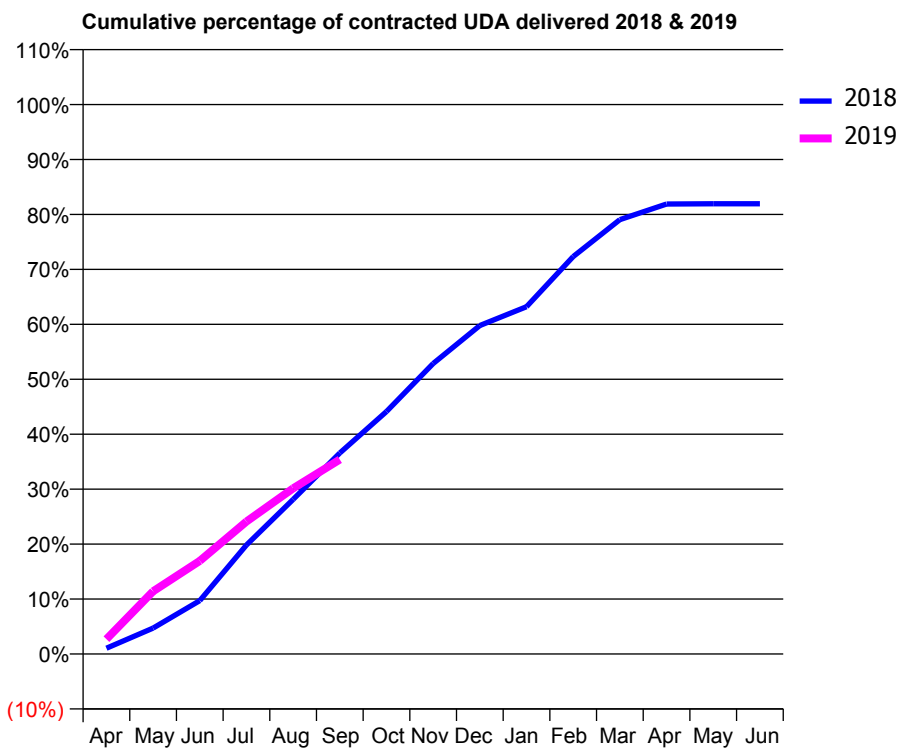
18/19 Contracted general activity (UDA)	18,976
Carry forward general activity (UDA)	0
18/19 Contracted orthodontic activity (UOA)	0
Carry forward orthodontic activity (UOA)	0
Baseline contract value	£489,707.00

ACCESS*

Patients seen in 24 months	Total	Change since previous quarter
Quarter ending September 2017	4,901	
Quarter ending December 2017	4,908	→
Quarter ending March 2018	4,854	↓
Quarter ending June 2018	4,799	↓
Quarter ending September 2018	4,721	↓
Variance since September 2017	(3.7%)	↓



ACTIVITY



Month	Adjusted Scheduled Activity (UDA)	
	2018	2019
April	199	514
May	895	2,165
June	1,845	3,218
July	3,762	4,577
August	5,339	5,722
September	6,942	6,716
October	8,376	
November	10,031	
December	11,343	
January	11,993	
February	13,724	
March	15,001	
April	15,537	
May	15,547	
June	15,547	

QUALITY

	Quantity	Base Number	Contract	AT	Region	England
% of FP17s for the same patient ID Re-attending within 3 months - Children	53	624	8.5%	11.2%	12.2%	11.6%
% of FP17s for the same patient ID Re-attending within 3 months - Adults	257	1,902	13.5%	16.6%	15.8%	15.5%
% of FP17s for the same patient ID Re-attending between 3 & 9 months - Children	245	624	39.3%	54.6%	60.3%	58.8%
% of FP17s for the same patient ID Re-attending between 3 & 9 months - Adults	707	1,902	37.2%	45.2%	53.5%	51.1%
% of FP17s for Band 1 Urgent Courses	235	2,340	10.0%	12.0%	9.1%	9.0%
% of FP17s Relating to Free Repair or Replacements	41	2,340	1.8%	0.9%	1.0%	0.8%
% of FP17s Relating to Continuations	34	2,340	1.5%	1.2%	1.0%	0.9%
% of Patients satisfied with the dentistry they have received	4	4	N/A	91.7%	93.6%	93.3%
% of Patients satisfied with the time they had to wait for an appointment	4	4	N/A	89.5%	89.8%	88.9%

* This is based on patients treated on this contract for their most recent course of treatment. Figures in italics indicate the base number of FP17s or Patient Questionnaire responses are less than 100. N/A is shown where the base number of responses is less than 10 during the period. % is calculated as Quantity/Base number*100

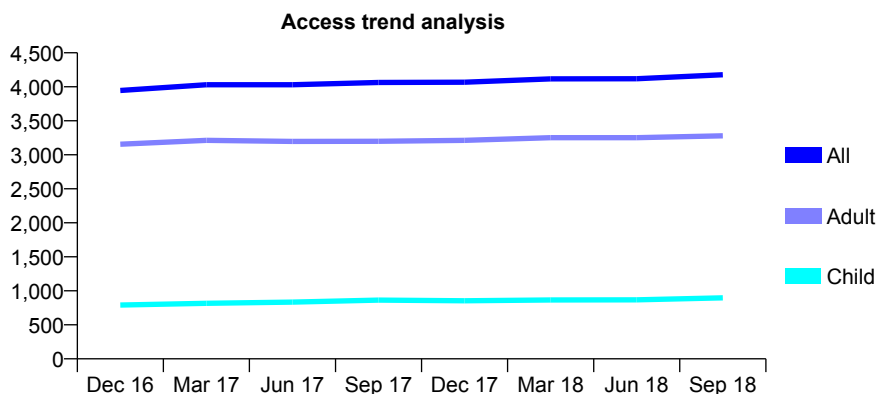
Q48 - Vital Signs At a Glance Contract Report for 101338/0063 - September 2018

Name or company name	Whitecross Dental Care Limited
Contract type name	GDS Contract
Purpose of contract	General
Contract start date	01/04/2008
Contract end date	

18/19 Contracted general activity (UDA)	13,627
Carry forward general activity (UDA)	0
18/19 Contracted orthodontic activity (UOA)	0
Carry forward orthodontic activity (UOA)	0
Baseline contract value	£355,952.73

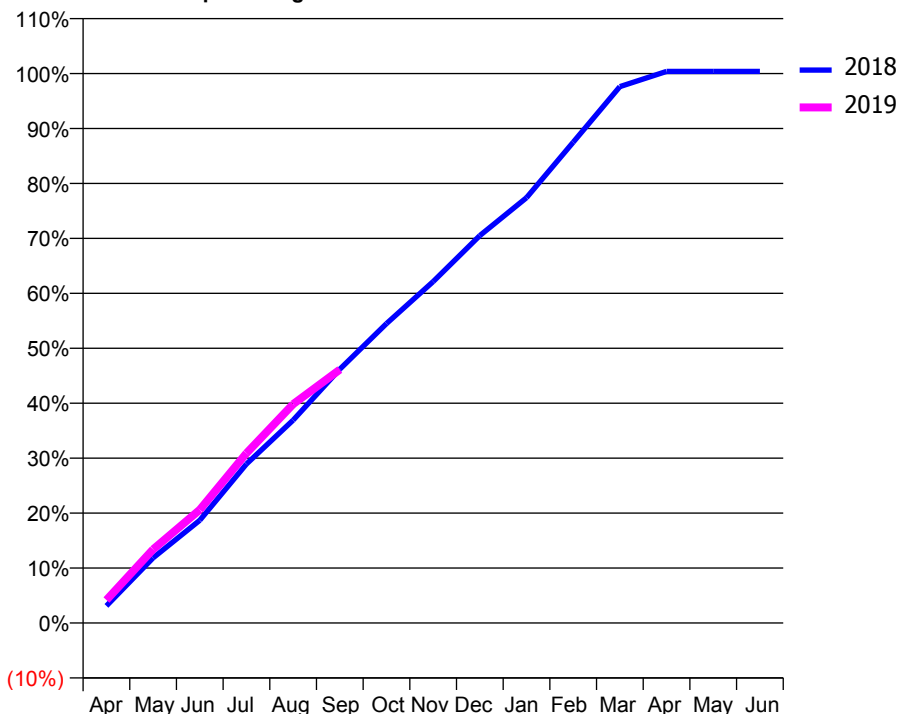
ACCESS*

Patients seen in 24 months	Total	Change since previous quarter
Quarter ending September 2017	4,063	
Quarter ending December 2017	4,067	→
Quarter ending March 2018	4,117	→
Quarter ending June 2018	4,118	→
Quarter ending September 2018	4,177	→
Variance since September 2017	2.8%	↑



ACTIVITY

Cumulative percentage of contracted UDA delivered 2018 & 2019



Month	Adjusted Scheduled Activity (UDA)	
	2018	2019
April	425	569
May	1,615	1,827
June	2,546	2,808
July	3,943	4,212
August	5,032	5,427
September	6,296	6,285
October	7,425	
November	8,466	
December	9,608	
January	10,548	
February	11,923	
March	13,301	
April	13,678	
May	13,678	
June	13,679	

QUALITY

	Quantity	Base Number	Contract	AT	Region	England
% of FP17s for the same patient ID Re-attending within 3 months - Children	33	565	5.8%	11.2%	12.2%	11.6%
% of FP17s for the same patient ID Re-attending within 3 months - Adults	208	2,039	10.2%	16.6%	15.8%	15.5%
% of FP17s for the same patient ID Re-attending between 3 & 9 months - Children	275	565	48.7%	54.6%	60.3%	58.8%
% of FP17s for the same patient ID Re-attending between 3 & 9 months - Adults	1,036	2,039	50.8%	45.2%	53.5%	51.1%
% of FP17s for Band 1 Urgent Courses	114	2,461	4.6%	12.0%	9.1%	9.0%
% of FP17s Relating to Free Repair or Replacements	14	2,461	0.6%	0.9%	1.0%	0.8%
% of FP17s Relating to Continuations	27	2,461	1.1%	1.2%	1.0%	0.9%
% of Patients satisfied with the dentistry they have received	3	4	N/A	91.7%	93.6%	93.3%
% of Patients satisfied with the time they had to wait for an appointment	4	4	N/A	89.5%	89.8%	88.9%

* This is based on patients treated on this contract for their most recent course of treatment. Figures in italics indicate the base number of FP17s or Patient Questionnaire responses are less than 100. N/A is shown where the base number of responses is less than 10 during the period. % is calculated as Quantity/Base number*100

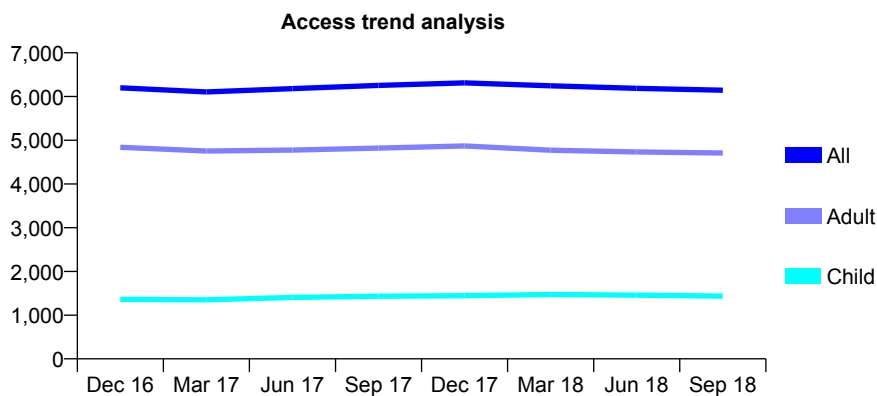
Q48 - Vital Signs At a Glance Contract Report for 101370/0051 - September 2018

Name or company name	Petrie Tucker & Partners Ltd
Contract type name	GDS Contract
Purpose of contract	General
Contract start date	01/04/2006
Contract end date	

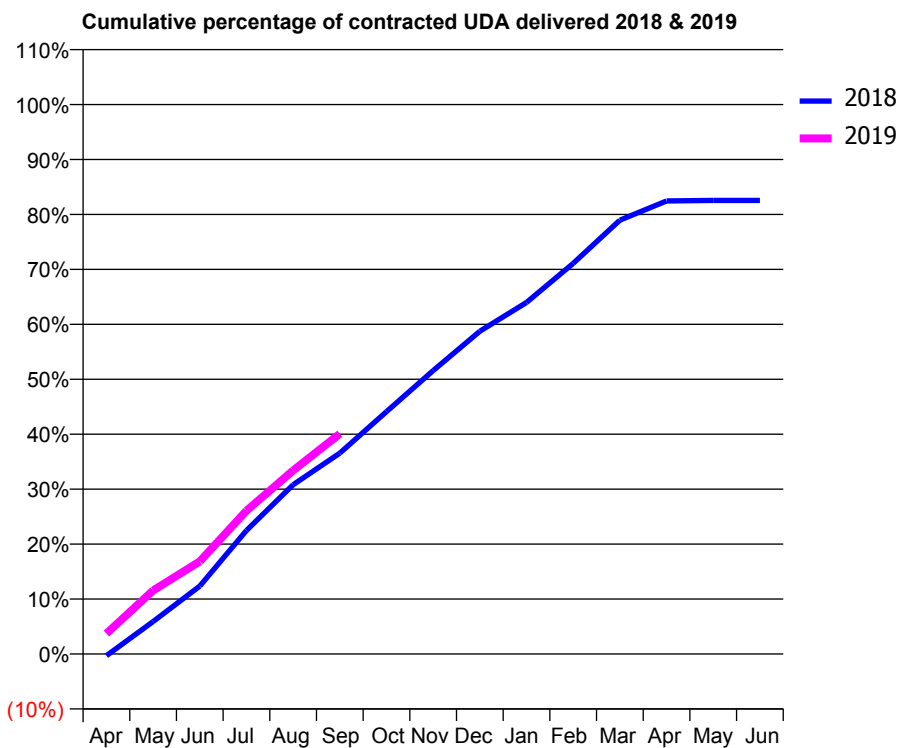
18/19 Contracted general activity (UDA)	20,143
Carry forward general activity (UDA)	0
18/19 Contracted orthodontic activity (UOA)	0
Carry forward orthodontic activity (UOA)	0
Baseline contract value	£519,712.33

ACCESS*

Patients seen in 24 months	Total	Change since previous quarter
Quarter ending September 2017	6,254	
Quarter ending December 2017	6,312	→
Quarter ending March 2018	6,245	↓
Quarter ending June 2018	6,186	→
Quarter ending September 2018	6,144	→
Variance since September 2017	(1.8%)	↓



ACTIVITY



Month	Adjusted Scheduled Activity (UDA)	
	2018	2019
April	-67	750
May	1,191	2,329
June	2,489	3,397
July	4,530	5,252
August	6,204	6,728
September	7,365	8,071
October	8,885	
November	10,390	
December	11,833	
January	12,886	
February	14,319	
March	15,904	
April	16,610	
May	16,626	
June	16,627	

QUALITY

	Quantity	Base Number	Contract	AT	Region	England
% of FP17s for the same patient ID Re-attending within 3 months - Children	59	821	7.2%	11.2%	12.2%	11.6%
% of FP17s for the same patient ID Re-attending within 3 months - Adults	366	2,534	14.4%	16.6%	15.8%	15.5%
% of FP17s for the same patient ID Re-attending between 3 & 9 months - Children	335	821	40.8%	54.6%	60.3%	58.8%
% of FP17s for the same patient ID Re-attending between 3 & 9 months - Adults	1,014	2,534	40.0%	45.2%	53.5%	51.1%
% of FP17s for Band 1 Urgent Courses	364	3,101	11.7%	12.0%	9.1%	9.0%
% of FP17s Relating to Free Repair or Replacements	13	3,101	0.4%	0.9%	1.0%	0.8%
% of FP17s Relating to Continuations	44	3,101	1.4%	1.2%	1.0%	0.9%
% of Patients satisfied with the dentistry they have received	5	5	N/A	91.7%	93.6%	93.3%
% of Patients satisfied with the time they had to wait for an appointment	4	5	N/A	89.5%	89.8%	88.9%

* This is based on patients treated on this contract for their most recent course of treatment. Figures in italics indicate the base number of FP17s or Patient Questionnaire responses are less than 100. N/A is shown where the base number of responses is less than 10 during the period. % is calculated as Quantity/Base number*100

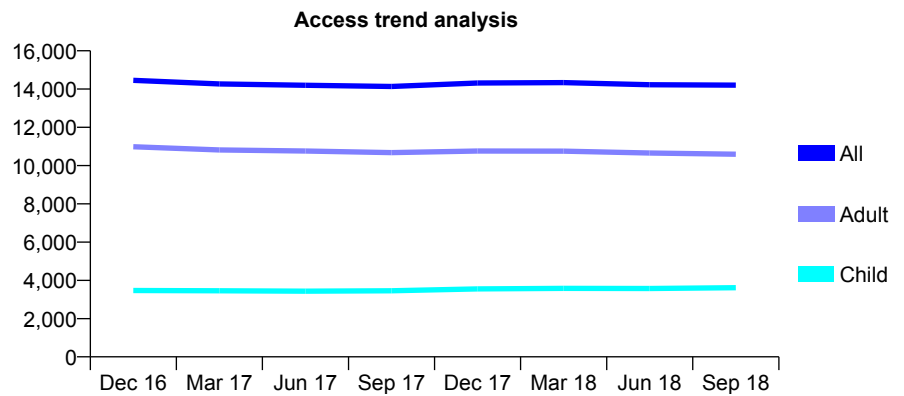
Q48 - Vital Signs At a Glance Contract Report for 101370/0052 - September 2018

Name or company name	Petrie Tucker & Partners Ltd
Contract type name	GDS Contract
Purpose of contract	General
Contract start date	01/04/2006
Contract end date	

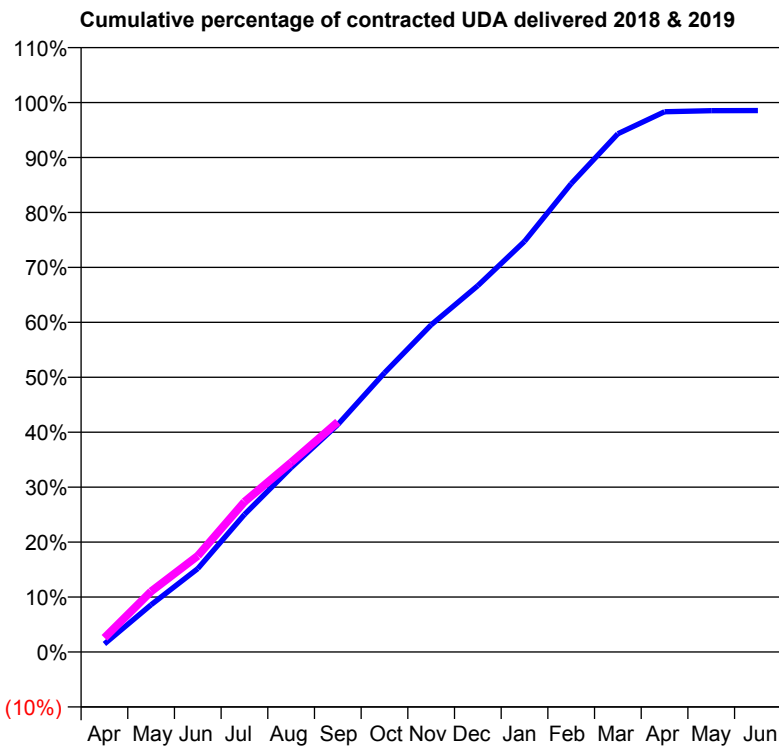
18/19 Contracted general activity (UDA)	49,672
Carry forward general activity (UDA)	733
18/19 Contracted orthodontic activity (UOA)	0
Carry forward orthodontic activity (UOA)	0
Baseline contract value	£1,281,586.96

ACCESS*

Patients seen in 24 months	Total	Change since previous quarter
Quarter ending September 2017	14,132	
Quarter ending December 2017	14,313	→
Quarter ending March 2018	14,337	→
Quarter ending June 2018	14,226	→
Quarter ending September 2018	14,206	→
Variance since September 2017	0.5%	→



ACTIVITY



Month	Adjusted Scheduled Activity (UDA)	
	2018	2019
April	726	1,287
May	4,277	5,482
June	7,535	8,693
July	12,436	13,577
August	16,667	17,139
September	20,552	20,802
October	25,235	
November	29,575	
December	33,112	
January	37,123	
February	42,342	
March	46,848	
April	48,830	
May	48,937	
June	48,939	

QUALITY

	Quantity	Base Number	Contract	AT	Region	England
% of FP17s for the same patient ID Re-attending within 3 months - Children	179	2,188	8.2%	11.2%	12.2%	11.6%
% of FP17s for the same patient ID Re-attending within 3 months - Adults	779	5,842	13.3%	16.6%	15.8%	15.5%
% of FP17s for the same patient ID Re-attending between 3 & 9 months - Children	1,049	2,188	47.9%	54.6%	60.3%	58.8%
% of FP17s for the same patient ID Re-attending between 3 & 9 months - Adults	2,537	5,842	43.4%	45.2%	53.5%	51.1%
% of FP17s for Band 1 Urgent Courses	577	7,392	7.8%	12.0%	9.1%	9.0%
% of FP17s Relating to Free Repair or Replacements	32	7,392	0.4%	0.9%	1.0%	0.8%
% of FP17s Relating to Continuations	101	7,392	1.4%	1.2%	1.0%	0.9%
% of Patients satisfied with the dentistry they have received	7	11	63.6%	91.7%	93.6%	93.3%
% of Patients satisfied with the time they had to wait for an appointment	9	11	81.8%	89.5%	89.8%	88.9%

* This is based on patients treated on this contract for their most recent course of treatment. Figures in italics indicate the base number of FP17s or Patient Questionnaire responses are less than 100. N/A is shown where the base number of responses is less than 10 during the period. % is calculated as Quantity/Base number*100

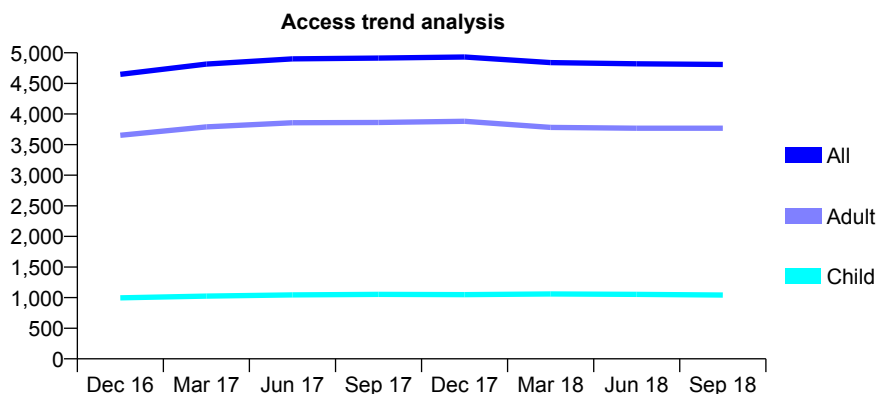
Q48 - Vital Signs At a Glance Contract Report for 101370/0059 - September 2018

Name or company name	Petrie Tucker & Partners Ltd
Contract type name	GDS Contract
Purpose of contract	General
Contract start date	01/04/2006
Contract end date	

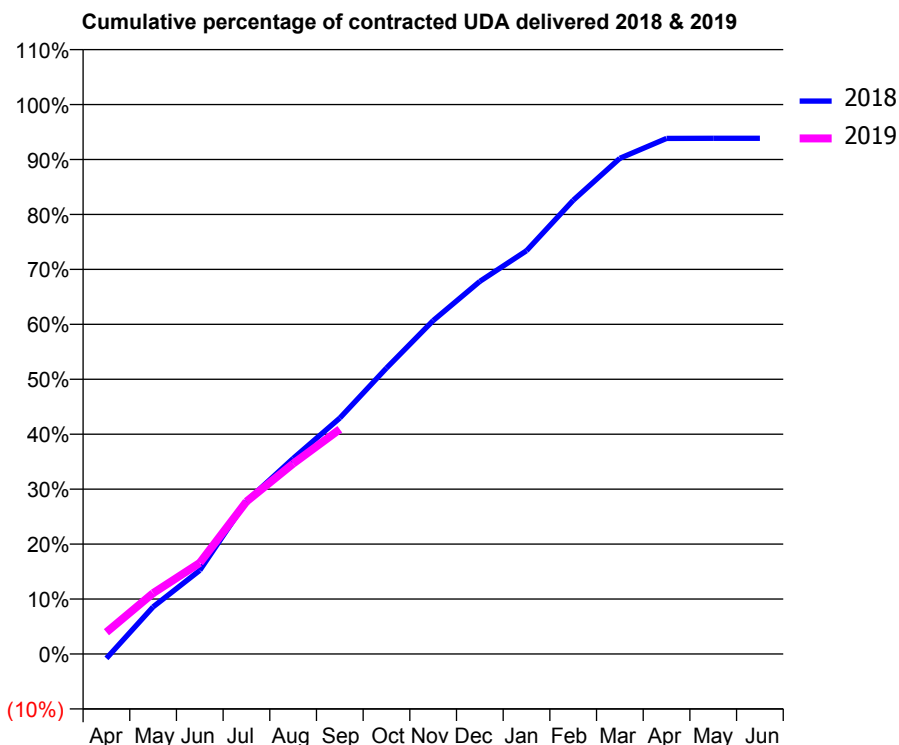
18/19 Contracted general activity (UDA)	15,940
Carry forward general activity (UDA)	0
18/19 Contracted orthodontic activity (UOA)	0
Carry forward orthodontic activity (UOA)	0
Baseline contract value	£445,567.19

ACCESS*

Patients seen in 24 months	Total	Change since previous quarter
Quarter ending September 2017	4,915	
Quarter ending December 2017	4,932	→
Quarter ending March 2018	4,840	↓
Quarter ending June 2018	4,821	→
Quarter ending September 2018	4,810	→
Variance since September 2017	(2.1%)	↓



ACTIVITY



Month	Adjusted Scheduled Activity (UDA)	
	2018	2019
April	-128	633
May	1,366	1,765
June	2,427	2,644
July	4,436	4,424
August	5,673	5,522
September	6,844	6,520
October	8,297	
November	9,672	
December	10,811	
January	11,700	
February	13,162	
March	14,379	
April	14,955	
May	14,961	
June	14,961	

QUALITY

	Quantity	Base Number	Contract	AT	Region	England
% of FP17s for the same patient ID Re-attending within 3 months - Children	37	727	5.1%	11.2%	12.2%	11.6%
% of FP17s for the same patient ID Re-attending within 3 months - Adults	236	1,982	11.9%	16.6%	15.8%	15.5%
% of FP17s for the same patient ID Re-attending between 3 & 9 months - Children	423	727	58.2%	54.6%	60.3%	58.8%
% of FP17s for the same patient ID Re-attending between 3 & 9 months - Adults	870	1,982	43.9%	45.2%	53.5%	51.1%
% of FP17s for Band 1 Urgent Courses	169	2,485	6.8%	12.0%	9.1%	9.0%
% of FP17s Relating to Free Repair or Replacements	15	2,485	0.6%	0.9%	1.0%	0.8%
% of FP17s Relating to Continuations	39	2,485	1.6%	1.2%	1.0%	0.9%
% of Patients satisfied with the dentistry they have received	6	6	N/A	91.7%	93.6%	93.3%
% of Patients satisfied with the time they had to wait for an appointment	6	6	N/A	89.5%	89.8%	88.9%

* This is based on patients treated on this contract for their most recent course of treatment. Figures in italics indicate the base number of FP17s or Patient Questionnaire responses are less than 100. N/A is shown where the base number of responses is less than 10 during the period. % is calculated as Quantity/Base number*100

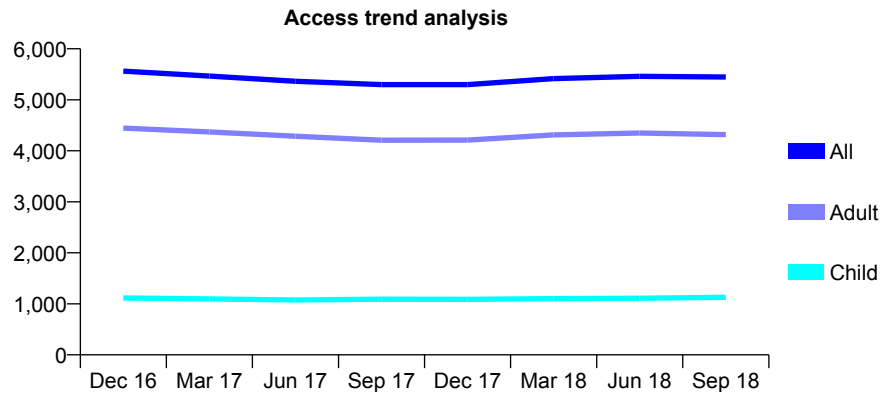
Q48 - Vital Signs At a Glance Contract Report for 101370/0060 - September 2018

Name or company name	Petrie Tucker & Partners Ltd
Contract type name	GDS Contract
Purpose of contract	General
Contract start date	01/04/2006
Contract end date	

18/19 Contracted general activity (UDA)	15,393
Carry forward general activity (UDA)	0
18/19 Contracted orthodontic activity (UOA)	0
Carry forward orthodontic activity (UOA)	0
Baseline contract value	£479,627.04

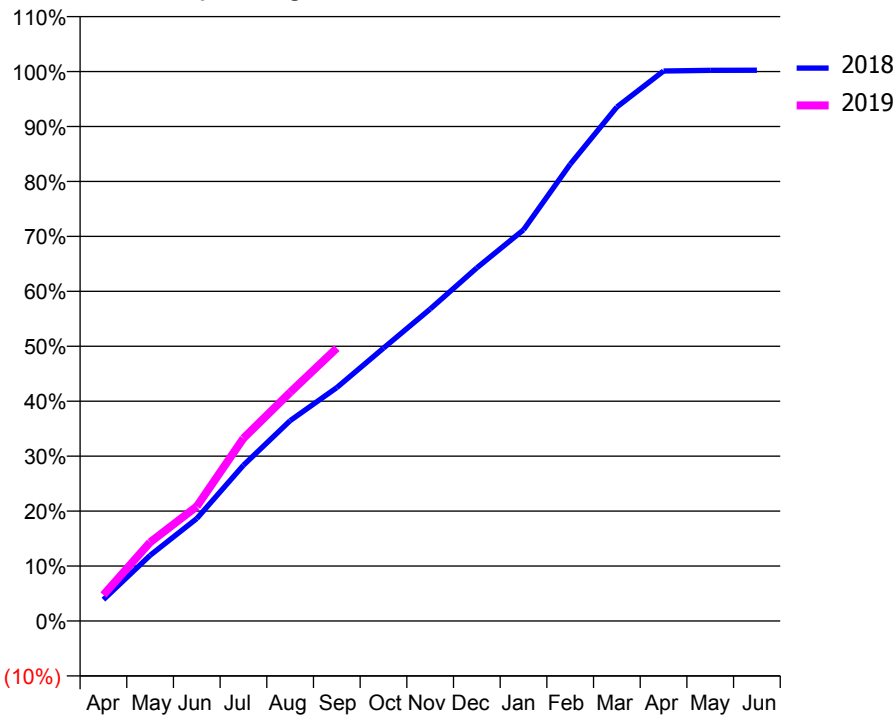
ACCESS*

Patients seen in 24 months	Total	Change since previous quarter
Quarter ending September 2017	5,299	
Quarter ending December 2017	5,299	→
Quarter ending March 2018	5,416	↑
Quarter ending June 2018	5,459	→
Quarter ending September 2018	5,447	→
Variance since September 2017	2.8%	↑



ACTIVITY

Cumulative percentage of contracted UDA delivered 2018 & 2019



Month	Adjusted Scheduled Activity (UDA)	
	2018	2019
April	599	731
May	1,840	2,206
June	2,871	3,212
July	4,364	5,119
August	5,611	6,405
September	6,539	7,645
October	7,644	
November	8,740	
December	9,895	
January	10,959	
February	12,795	
March	14,398	
April	15,407	
May	15,424	
June	15,428	

QUALITY

	Quantity	Base Number	Contract	AT	Region	England
% of FP17s for the same patient ID Re-attending within 3 months - Children	39	775	5.0%	11.2%	12.2%	11.6%
% of FP17s for the same patient ID Re-attending within 3 months - Adults	277	2,652	10.4%	16.6%	15.8%	15.5%
% of FP17s for the same patient ID Re-attending between 3 & 9 months - Children	411	775	53.0%	54.6%	60.3%	58.8%
% of FP17s for the same patient ID Re-attending between 3 & 9 months - Adults	1,162	2,652	43.8%	45.2%	53.5%	51.1%
% of FP17s for Band 1 Urgent Courses	228	3,077	7.4%	12.0%	9.1%	9.0%
% of FP17s Relating to Free Repair or Replacements	9	3,077	0.3%	0.9%	1.0%	0.8%
% of FP17s Relating to Continuations	34	3,077	1.1%	1.2%	1.0%	0.9%
% of Patients satisfied with the dentistry they have received	5	5	N/A	91.7%	93.6%	93.3%
% of Patients satisfied with the time they had to wait for an appointment	5	5	N/A	89.5%	89.8%	88.9%

* This is based on patients treated on this contract for their most recent course of treatment. Figures in italics indicate the base number of FP17s or Patient Questionnaire responses are less than 100. N/A is shown where the base number of responses is less than 10 during the period. % is calculated as Quantity/Base number*100

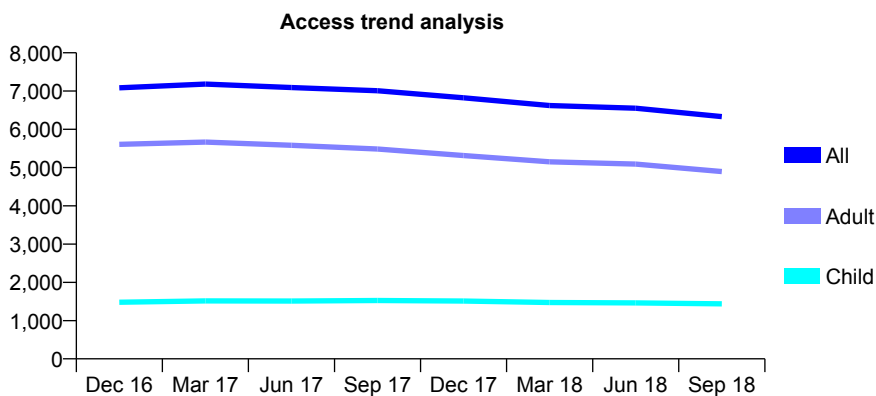
Q48 - Vital Signs At a Glance Contract Report for 103071/0001 - September 2018

Name or company name	200 Picton Road
Contract type name	GDS Contract
Purpose of contract	General
Contract start date	01/07/2009
Contract end date	

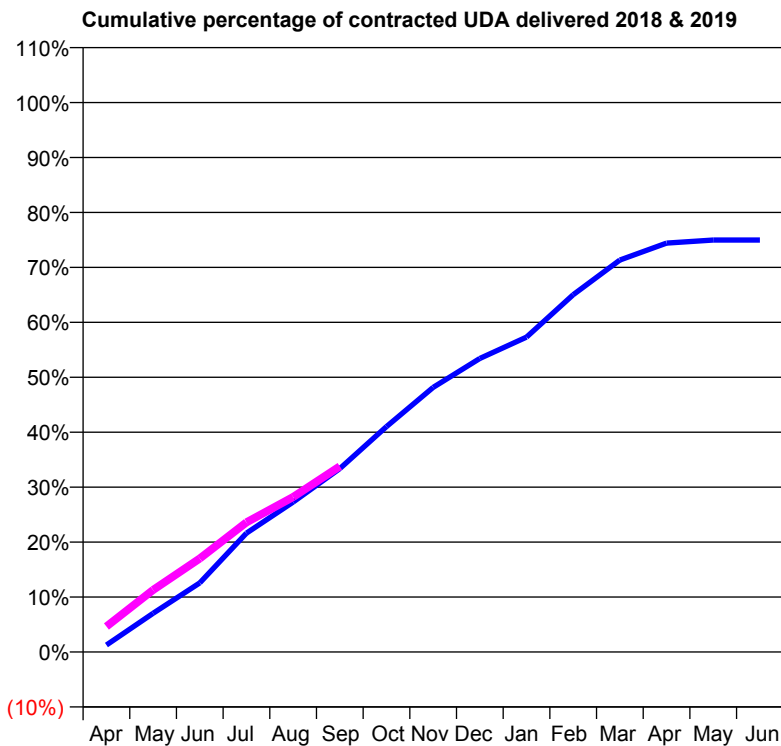
18/19 Contracted general activity (UDA)	22,000
Carry forward general activity (UDA)	0
18/19 Contracted orthodontic activity (UOA)	0
Carry forward orthodontic activity (UOA)	0
Baseline contract value	£567,600.00

ACCESS*

Patients seen in 24 months	Total	Change since previous quarter
Quarter ending September 2017	7,008	
Quarter ending December 2017	6,825	↓
Quarter ending March 2018	6,623	↓
Quarter ending June 2018	6,552	↓
Quarter ending September 2018	6,333	↓
Variance since September 2017	(9.6%)	↓



ACTIVITY



Month	Adjusted Scheduled Activity (UDA)	
	2018	2019
April	280	1,022
May	1,552	2,484
June	2,768	3,747
July	4,760	5,194
August	6,002	6,209
September	7,346	7,434
October	9,023	
November	10,593	
December	11,752	
January	12,605	
February	14,305	
March	15,692	
April	16,371	
May	16,492	
June	16,493	

QUALITY

	Quantity	Base Number	Contract	AT	Region	England
% of FP17s for the same patient ID Re-attending within 3 months - Children	38	797	4.8%	11.2%	12.2%	11.6%
% of FP17s for the same patient ID Re-attending within 3 months - Adults	232	2,201	10.5%	16.6%	15.8%	15.5%
% of FP17s for the same patient ID Re-attending between 3 & 9 months - Children	284	797	35.6%	54.6%	60.3%	58.8%
% of FP17s for the same patient ID Re-attending between 3 & 9 months - Adults	604	2,201	27.4%	45.2%	53.5%	51.1%
% of FP17s for Band 1 Urgent Courses	218	2,700	8.1%	12.0%	9.1%	9.0%
% of FP17s Relating to Free Repair or Replacements	9	2,700	0.3%	0.9%	1.0%	0.8%
% of FP17s Relating to Continuations	29	2,700	1.1%	1.2%	1.0%	0.9%
% of Patients satisfied with the dentistry they have received	4	4	N/A	91.7%	93.6%	93.3%
% of Patients satisfied with the time they had to wait for an appointment	4	4	N/A	89.5%	89.8%	88.9%

* This is based on patients treated on this contract for their most recent course of treatment. Figures in italics indicate the base number of FP17s or Patient Questionnaire responses are less than 100. N/A is shown where the base number of responses is less than 10 during the period. % is calculated as Quantity/Base number*100

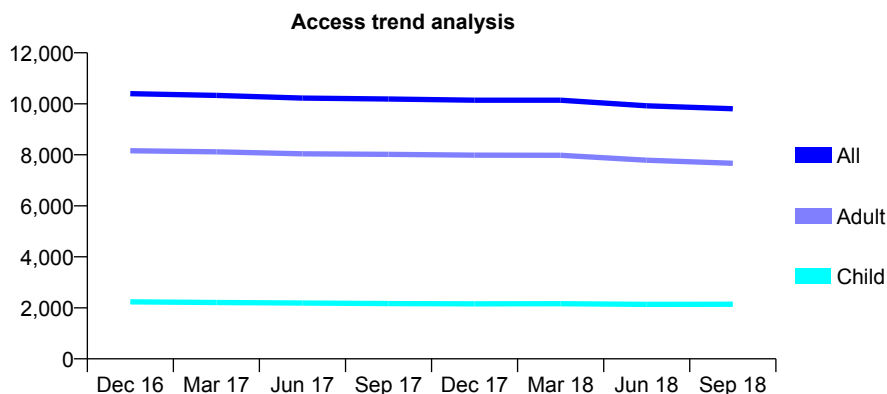
Q48 - Vital Signs At a Glance Contract Report for 107050/0001 - September 2018

Name or company name	BARSCO
Contract type name	GDS Contract
Purpose of contract	General
Contract start date	01/09/2009
Contract end date	

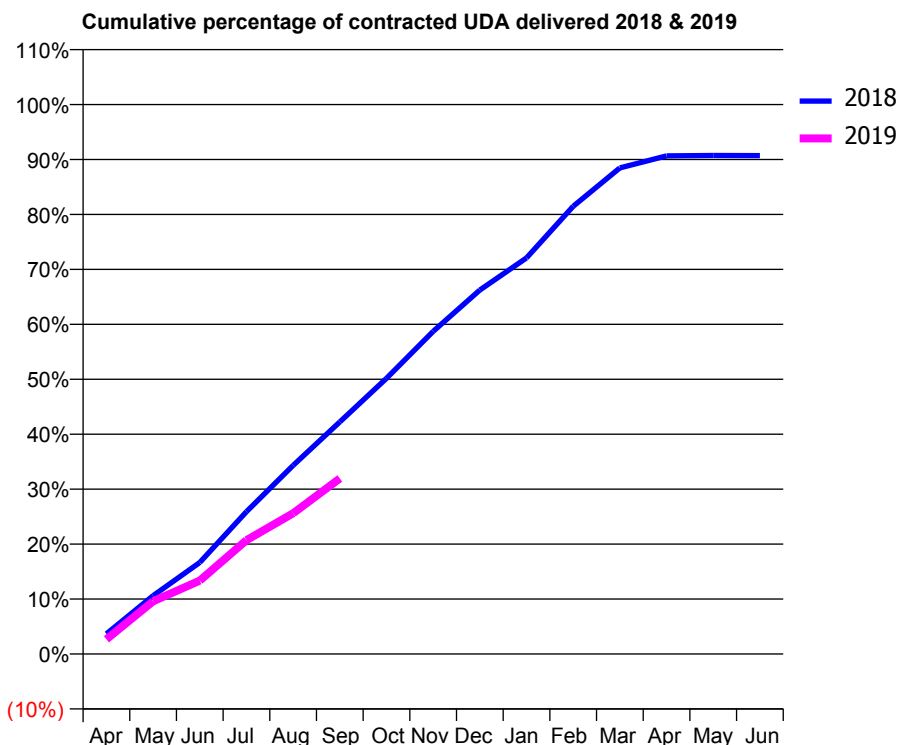
18/19 Contracted general activity (UDA)	29,500
Carry forward general activity (UDA)	0
18/19 Contracted orthodontic activity (UOA)	0
Carry forward orthodontic activity (UOA)	0
Baseline contract value	£748,085.50

ACCESS*

Patients seen in 24 months	Total	Change since previous quarter
Quarter ending September 2017	10,186	
Quarter ending December 2017	10,140	→
Quarter ending March 2018	10,141	→
Quarter ending June 2018	9,924	↓
Quarter ending September 2018	9,809	↓
Variance since September 2017	(3.7%)	↓



ACTIVITY



Adjusted Scheduled Activity (UDA)		
Month	2018	2019
April	1,083	788
May	3,132	2,828
June	4,914	3,939
July	7,645	6,109
August	10,125	7,553
September	12,462	9,425
October	14,804	
November	17,320	
December	19,542	
January	21,264	
February	24,037	
March	26,100	
April	26,743	
May	26,760	
June	26,757	

QUALITY

	Quantity	Base Number	Contract	AT	Region	England
% of FP17s for the same patient ID Re-attending within 3 months - Children	78	1,140	6.8%	11.2%	12.2%	11.6%
% of FP17s for the same patient ID Re-attending within 3 months - Adults	470	3,484	13.5%	16.6%	15.8%	15.5%
% of FP17s for the same patient ID Re-attending between 3 & 9 months - Children	494	1,140	43.3%	54.6%	60.3%	58.8%
% of FP17s for the same patient ID Re-attending between 3 & 9 months - Adults	1,215	3,484	34.9%	45.2%	53.5%	51.1%
% of FP17s for Band 1 Urgent Courses	407	4,354	9.3%	12.0%	9.1%	9.0%
% of FP17s Relating to Free Repair or Replacements	25	4,354	0.6%	0.9%	1.0%	0.8%
% of FP17s Relating to Continuations	97	4,354	2.2%	1.2%	1.0%	0.9%
% of Patients satisfied with the dentistry they have received	18	18	100.0%	91.7%	93.6%	93.3%
% of Patients satisfied with the time they had to wait for an appointment	15	18	83.3%	89.5%	89.8%	88.9%

* This is based on patients treated on this contract for their most recent course of treatment. Figures in italics indicate the base number of FP17s or Patient Questionnaire responses are less than 100. N/A is shown where the base number of responses is less than 10 during the period. % is calculated as Quantity/Base number*100

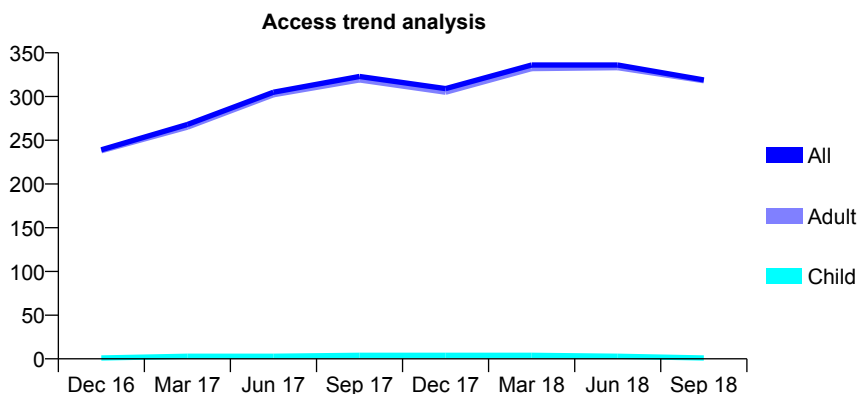
Q48 - Vital Signs At a Glance Contract Report for 107735/0001 - September 2018

Name or company name	Deysbrook Lane Partnership
Contract type name	PDS Contract
Purpose of contract	General
Contract start date	01/10/2015
Contract end date	31/03/2019

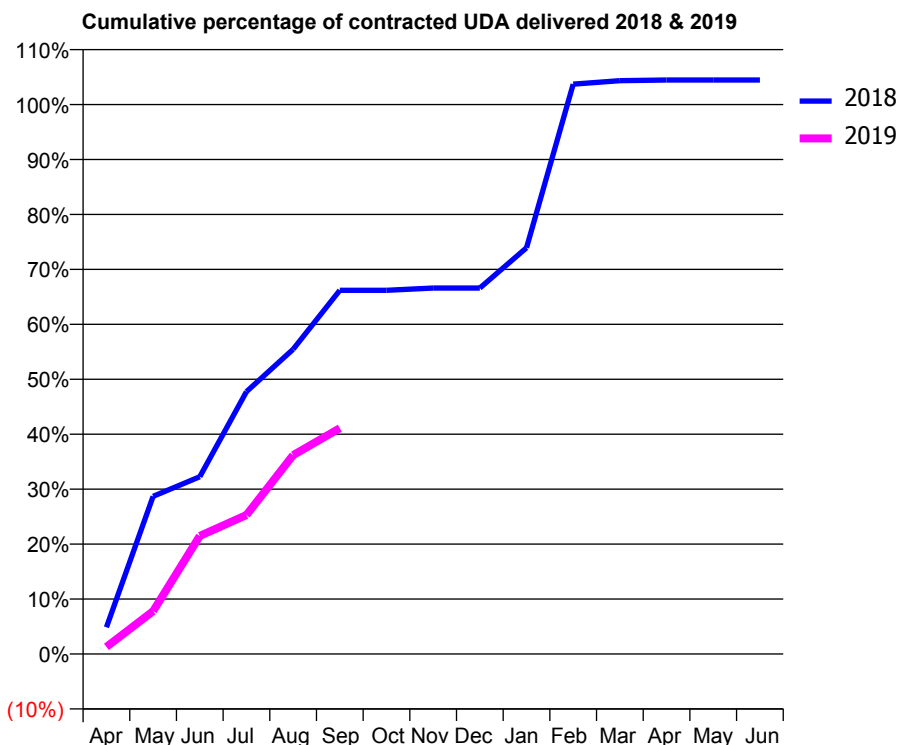
18/19 Contracted general activity (UDA)	800
Carry forward general activity (UDA)	0
18/19 Contracted orthodontic activity (UOA)	0
Carry forward orthodontic activity (UOA)	0
Baseline contract value	£25,672.64

ACCESS*

Patients seen in 24 months	Total	Change since previous quarter
Quarter ending September 2017	323	
Quarter ending December 2017	309	↓
Quarter ending March 2018	336	↑
Quarter ending June 2018	336	→
Quarter ending September 2018	319	↓
Variance since September 2017	(1.2%)	↓



ACTIVITY



Month	Adjusted Scheduled Activity (UDA)	
	2018	2019
April	39	10
May	230	62
June	258	172
July	382	202
August	444	290
September	530	329
October	530	
November	533	
December	533	
January	591	
February	830	
March	835	
April	836	
May	836	
June	836	

QUALITY

	Quantity	Base Number	Contract	AT	Region	England
% of FP17s for the same patient ID Re-attending within 3 months - Children	0	3	0.0%	11.2%	12.2%	11.6%
% of FP17s for the same patient ID Re-attending within 3 months - Adults	9	85	10.6%	16.6%	15.8%	15.5%
% of FP17s for the same patient ID Re-attending between 3 & 9 months - Children	0	3	0.0%	54.6%	60.3%	58.8%
% of FP17s for the same patient ID Re-attending between 3 & 9 months - Adults	6	85	7.1%	45.2%	53.5%	51.1%
% of FP17s for Band 1 Urgent Courses	19	87	21.8%	12.0%	9.1%	9.0%
% of FP17s Relating to Free Repair or Replacements	1	87	1.1%	0.9%	1.0%	0.8%
% of FP17s Relating to Continuations	0	87	0.0%	1.2%	1.0%	0.9%
% of Patients satisfied with the dentistry they have received	0	0	N/A	91.7%	93.6%	93.3%
% of Patients satisfied with the time they had to wait for an appointment	0	0	N/A	89.5%	89.8%	88.9%

* This is based on patients treated on this contract for their most recent course of treatment. Figures in italics indicate the base number of FP17s or Patient Questionnaire responses are less than 100. N/A is shown where the base number of responses is less than 10 during the period. % is calculated as Quantity/Base number*100

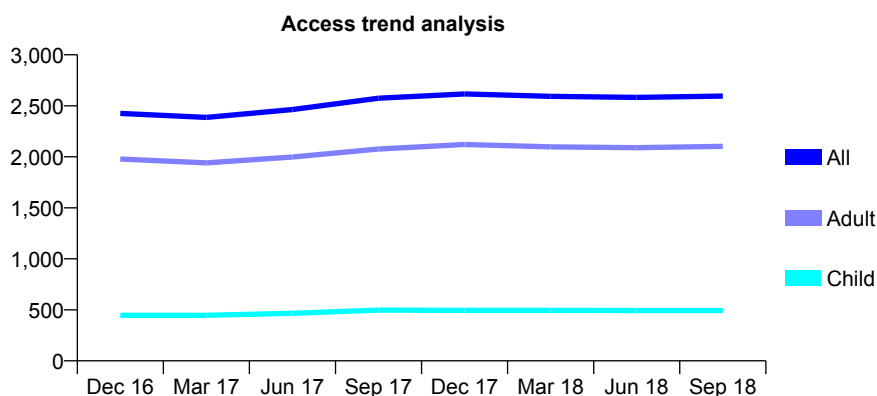
Q48 - Vital Signs At a Glance Contract Report for 108073/0001 - September 2018

Name or company name	Esteem Dental Care Limited
Contract type name	GDS Contract
Purpose of contract	General
Contract start date	01/04/2014
Contract end date	

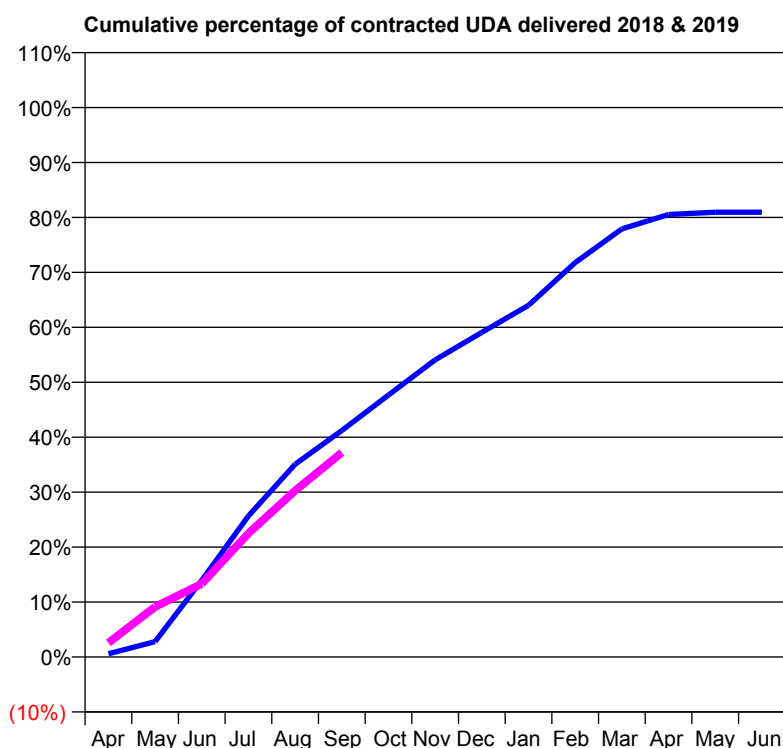
18/19 Contracted general activity (UDA)	7,971
Carry forward general activity (UDA)	0
18/19 Contracted orthodontic activity (UOA)	0
Carry forward orthodontic activity (UOA)	0
Baseline contract value	£205,659.72

ACCESS*

Patients seen in 24 months	Total	Change since previous quarter
Quarter ending September 2017	2,575	
Quarter ending December 2017	2,616	→
Quarter ending March 2018	2,593	→
Quarter ending June 2018	2,583	→
Quarter ending September 2018	2,595	→
Variance since September 2017	0.8%	→



ACTIVITY



Month	Adjusted Scheduled Activity (UDA)	
	2018	2019
April	48	207
May	224	728
June	1,114	1,064
July	2,047	1,794
August	2,797	2,412
September	3,286	2,967
October	3,800	
November	4,311	
December	4,709	
January	5,102	
February	5,721	
March	6,211	
April	6,419	
May	6,452	
June	6,452	

QUALITY

	Quantity	Base Number	Contract	AT	Region	England
% of FP17s for the same patient ID Re-attending within 3 months - Children	10	301	3.3%	11.2%	12.2%	11.6%
% of FP17s for the same patient ID Re-attending within 3 months - Adults	64	1,092	5.9%	16.6%	15.8%	15.5%
% of FP17s for the same patient ID Re-attending between 3 & 9 months - Children	146	301	48.5%	54.6%	60.3%	58.8%
% of FP17s for the same patient ID Re-attending between 3 & 9 months - Adults	428	1,092	39.2%	45.2%	53.5%	51.1%
% of FP17s for Band 1 Urgent Courses	118	1,294	9.1%	12.0%	9.1%	9.0%
% of FP17s Relating to Free Repair or Replacements	9	1,294	0.7%	0.9%	1.0%	0.8%
% of FP17s Relating to Continuations	1	1,294	0.1%	1.2%	1.0%	0.9%
% of Patients satisfied with the dentistry they have received	1	1	N/A	91.7%	93.6%	93.3%
% of Patients satisfied with the time they had to wait for an appointment	1	1	N/A	89.5%	89.8%	88.9%

* This is based on patients treated on this contract for their most recent course of treatment. Figures in italics indicate the base number of FP17s or Patient Questionnaire responses are less than 100. N/A is shown where the base number of responses is less than 10 during the period. % is calculated as Quantity/Base number*100

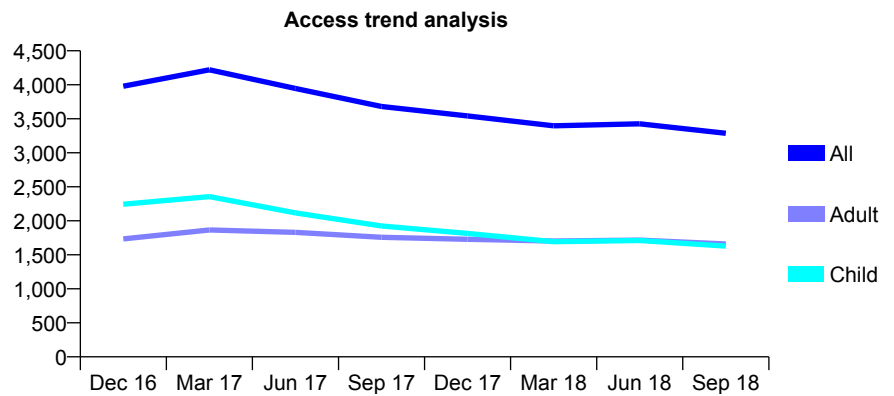
Q48 - Vital Signs At a Glance Contract Report for 109525/0005 - September 2018

Name or company name	Liverpool Dental Directorate
Contract type name	PDS Contract
Purpose of contract	General
Contract start date	01/04/2015
Contract end date	31/03/2021

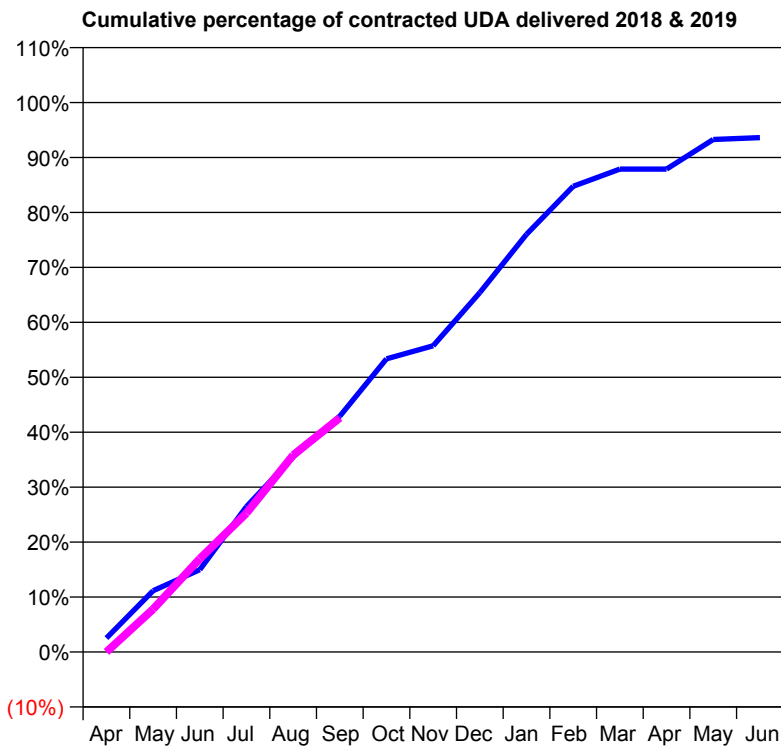
18/19 Contracted general activity (UDA)	5,695
Carry forward general activity (UDA)	0
18/19 Contracted orthodontic activity (UOA)	0
Carry forward orthodontic activity (UOA)	0
Baseline contract value	£2,003,986.88

ACCESS*

Patients seen in 24 months	Total	Change since previous quarter
Quarter ending September 2017	3,682	
Quarter ending December 2017	3,542	↓
Quarter ending March 2018	3,397	↓
Quarter ending June 2018	3,426	→
Quarter ending September 2018	3,288	↓
Variance since September 2017	(10.7%)	↓



ACTIVITY



Adjusted Scheduled Activity (UDA)		
Month	2018	2019
April	144	0
May	635	444
June	854	966
July	1,507	1,439
August	2,023	2,040
September	2,444	2,427
October	3,039	
November	3,174	
December	3,726	
January	4,330	
February	4,827	
March	5,005	
April	5,005	
May	5,311	
June	5,331	

QUALITY

	Quantity	Base Number	Contract	AT	Region	England
% of FP17s for the same patient ID Re-attending within 3 months - Children	42	954	4.4%	11.2%	12.2%	11.6%
% of FP17s for the same patient ID Re-attending within 3 months - Adults	48	777	6.2%	16.6%	15.8%	15.5%
% of FP17s for the same patient ID Re-attending between 3 & 9 months - Children	155	954	16.2%	54.6%	60.3%	58.8%
% of FP17s for the same patient ID Re-attending between 3 & 9 months - Adults	213	777	27.4%	45.2%	53.5%	51.1%
% of FP17s for Band 1 Urgent Courses	64	1,427	4.5%	12.0%	9.1%	9.0%
% of FP17s Relating to Free Repair or Replacements	0	1,427	0.0%	0.9%	1.0%	0.8%
% of FP17s Relating to Continuations	0	1,427	0.0%	1.2%	1.0%	0.9%
% of Patients satisfied with the dentistry they have received	2	2	N/A	91.7%	93.6%	93.3%
% of Patients satisfied with the time they had to wait for an appointment	2	2	N/A	89.5%	89.8%	88.9%

* This is based on patients treated on this contract for their most recent course of treatment. Figures in italics indicate the base number of FP17s or Patient Questionnaire responses are less than 100. N/A is shown where the base number of responses is less than 10 during the period. % is calculated as Quantity/Base number*100

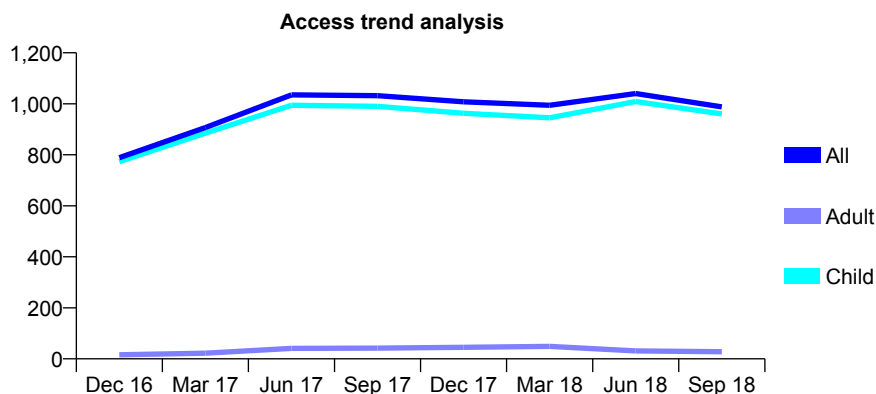
Q48 - Vital Signs At a Glance Contract Report for 109525/0006 - September 2018

Name or company name	Liverpool Dental Directorate
Contract type name	PDS Contract
Purpose of contract	General
Contract start date	01/04/2015
Contract end date	31/03/2021

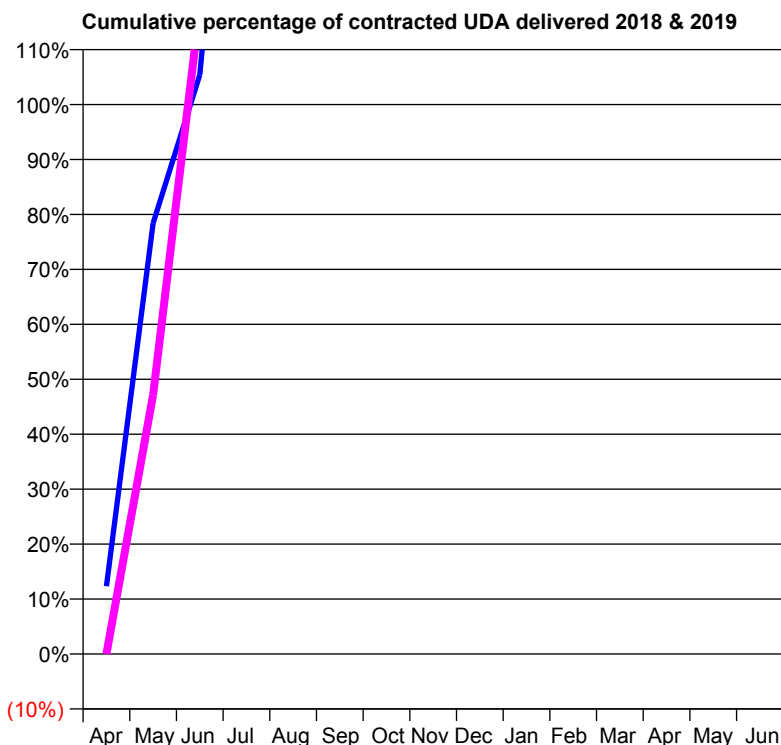
18/19 Contracted general activity (UDA)	433
Carry forward general activity (UDA)	0
18/19 Contracted orthodontic activity (UOA)	0
Carry forward orthodontic activity (UOA)	0
Baseline contract value	£836,258.55

ACCESS*

Patients seen in 24 months	Total	Change since previous quarter
Quarter ending September 2017	1,032	
Quarter ending December 2017	1,008	↓
Quarter ending March 2018	994	↓
Quarter ending June 2018	1,040	↑
Quarter ending September 2018	988	↓
Variance since September 2017	(4.3%)	↓



ACTIVITY



Adjusted Scheduled Activity (UDA)		
Month	2018	2019
April	53	0
May	339	204
June	456	509
July	828	748
August	996	1,020
September	1,181	1,190
October	1,441	
November	1,482	
December	1,805	
January	2,124	
February	2,465	
March	2,546	
April	2,546	
May	2,648	
June	2,654	

QUALITY

	Quantity	Base Number	Contract	AT	Region	England
% of FP17s for the same patient ID Re-attending within 3 months - Children	2	561	0.4%	11.2%	12.2%	11.6%
% of FP17s for the same patient ID Re-attending within 3 months - Adults	0	5	0.0%	16.6%	15.8%	15.5%
% of FP17s for the same patient ID Re-attending between 3 & 9 months - Children	6	561	1.1%	54.6%	60.3%	58.8%
% of FP17s for the same patient ID Re-attending between 3 & 9 months - Adults	0	5	0.0%	45.2%	53.5%	51.1%
% of FP17s for Band 1 Urgent Courses	4	496	0.8%	12.0%	9.1%	9.0%
% of FP17s Relating to Free Repair or Replacements	0	496	0.0%	0.9%	1.0%	0.8%
% of FP17s Relating to Continuations	1	496	0.2%	1.2%	1.0%	0.9%
% of Patients satisfied with the dentistry they have received	0	0	N/A	91.7%	93.6%	93.3%
% of Patients satisfied with the time they had to wait for an appointment	0	0	N/A	89.5%	89.8%	88.9%

* This is based on patients treated on this contract for their most recent course of treatment. Figures in italics indicate the base number of FP17s or Patient Questionnaire responses are less than 100. N/A is shown where the base number of responses is less than 10 during the period. % is calculated as Quantity/Base number*100

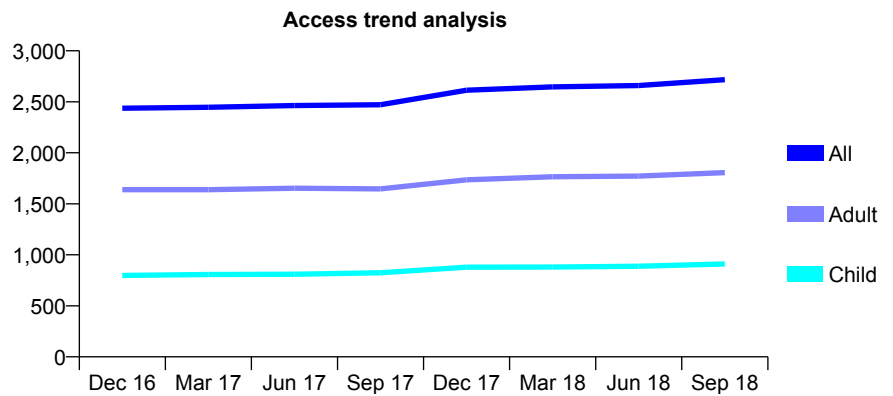
Q48 - Vital Signs At a Glance Contract Report for 109568/0001 - September 2018

Name or company name	Childwall Fiveways Dental Practice
Contract type name	GDS Contract
Purpose of contract	General
Contract start date	05/10/2012
Contract end date	

18/19 Contracted general activity (UDA)	8,307
Carry forward general activity (UDA)	0
18/19 Contracted orthodontic activity (UOA)	0
Carry forward orthodontic activity (UOA)	0
Baseline contract value	£214,328.85

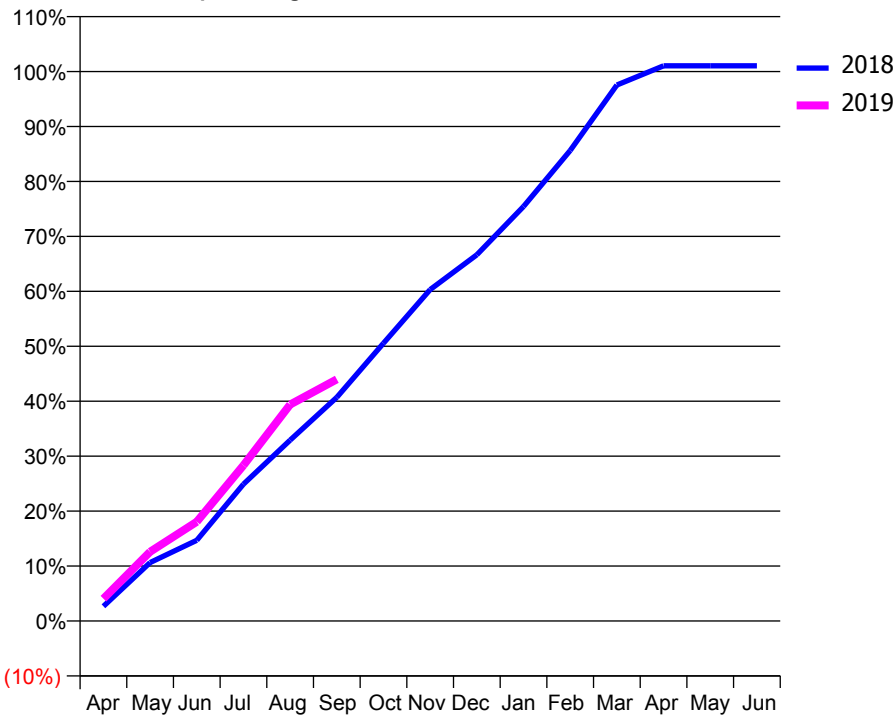
ACCESS*

Patients seen in 24 months	Total	Change since previous quarter
Quarter ending September 2017	2,471	
Quarter ending December 2017	2,614	↑
Quarter ending March 2018	2,647	→
Quarter ending June 2018	2,660	→
Quarter ending September 2018	2,717	↑
Variance since September 2017	10.0%	↑



ACTIVITY

Cumulative percentage of contracted UDA delivered 2018 & 2019



Month	Adjusted Scheduled Activity (UDA)	
	2018	2019
April	224	337
May	884	1,048
June	1,222	1,501
July	2,068	2,354
August	2,735	3,273
September	3,381	3,655
October	4,200	
November	5,010	
December	5,536	
January	6,266	
February	7,113	
March	8,102	
April	8,392	
May	8,392	
June	8,392	

QUALITY

	Quantity	Base Number	Contract	AT	Region	England
% of FP17s for the same patient ID Re-attending within 3 months - Children	68	821	8.3%	11.2%	12.2%	11.6%
% of FP17s for the same patient ID Re-attending within 3 months - Adults	135	1,198	11.3%	16.6%	15.8%	15.5%
% of FP17s for the same patient ID Re-attending between 3 & 9 months - Children	586	821	71.4%	54.6%	60.3%	58.8%
% of FP17s for the same patient ID Re-attending between 3 & 9 months - Adults	737	1,198	61.5%	45.2%	53.5%	51.1%
% of FP17s for Band 1 Urgent Courses	123	1,888	6.5%	12.0%	9.1%	9.0%
% of FP17s Relating to Free Repair or Replacements	12	1,888	0.6%	0.9%	1.0%	0.8%
% of FP17s Relating to Continuations	6	1,888	0.3%	1.2%	1.0%	0.9%
% of Patients satisfied with the dentistry they have received	2	2	N/A	91.7%	93.6%	93.3%
% of Patients satisfied with the time they had to wait for an appointment	2	2	N/A	89.5%	89.8%	88.9%

* This is based on patients treated on this contract for their most recent course of treatment. Figures in italics indicate the base number of FP17s or Patient Questionnaire responses are less than 100. N/A is shown where the base number of responses is less than 10 during the period. % is calculated as Quantity/Base number*100

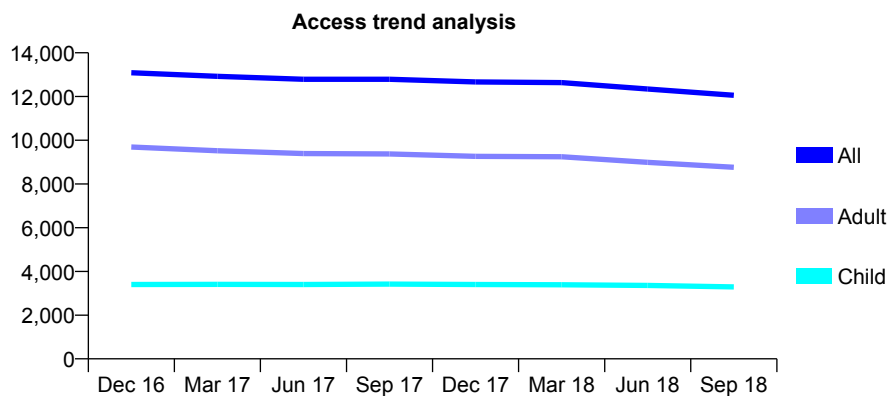
Q48 - Vital Signs At a Glance Contract Report for 111716/0001 - September 2018

Name or company name	Church St Dentists Ltd
Contract type name	GDS Contract
Purpose of contract	General
Contract start date	01/01/2011
Contract end date	

18/19 Contracted general activity (UDA)	46,000
Carry forward general activity (UDA)	0
18/19 Contracted orthodontic activity (UOA)	0
Carry forward orthodontic activity (UOA)	0
Baseline contract value	£1,250,740.00

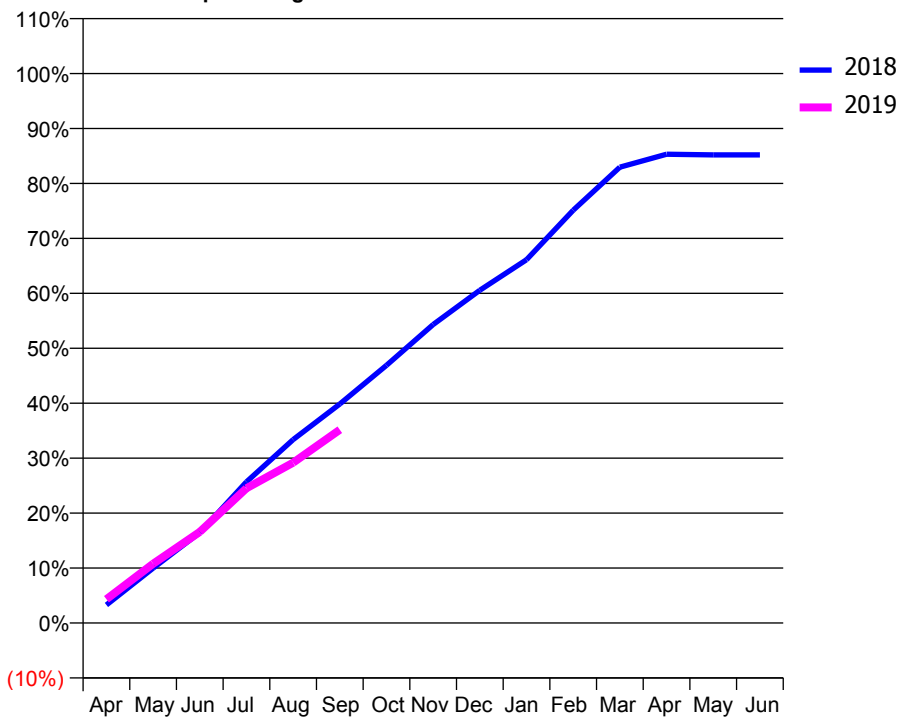
ACCESS*

Patients seen in 24 months	Total	Change since previous quarter
Quarter ending September 2017	12,792	
Quarter ending December 2017	12,665	→
Quarter ending March 2018	12,637	→
Quarter ending June 2018	12,345	↓
Quarter ending September 2018	12,055	↓
Variance since September 2017	(5.8%)	↓



ACTIVITY

Cumulative percentage of contracted UDA delivered 2018 & 2019



Adjusted Scheduled Activity (UDA)

Month	2018	2019
April	1,511	1,998
May	4,594	4,967
June	7,574	7,629
July	11,813	11,284
August	15,358	13,421
September	18,335	16,176
October	21,567	
November	24,985	
December	27,851	
January	30,417	
February	34,559	
March	38,157	
April	39,239	
May	39,183	
June	39,188	

QUALITY

	Quantity	Base Number	Contract	AT	Region	England
% of FP17s for the same patient ID Re-attending within 3 months - Children	201	2,400	8.4%	11.2%	12.2%	11.6%
% of FP17s for the same patient ID Re-attending within 3 months - Adults	851	5,395	15.8%	16.6%	15.8%	15.5%
% of FP17s for the same patient ID Re-attending between 3 & 9 months - Children	1,537	2,400	64.0%	54.6%	60.3%	58.8%
% of FP17s for the same patient ID Re-attending between 3 & 9 months - Adults	2,938	5,395	54.5%	45.2%	53.5%	51.1%
% of FP17s for Band 1 Urgent Courses	862	7,255	11.9%	12.0%	9.1%	9.0%
% of FP17s Relating to Free Repair or Replacements	46	7,255	0.6%	0.9%	1.0%	0.8%
% of FP17s Relating to Continuations	73	7,255	1.0%	1.2%	1.0%	0.9%
% of Patients satisfied with the dentistry they have received	8	8	N/A	91.7%	93.6%	93.3%
% of Patients satisfied with the time they had to wait for an appointment	7	8	N/A	89.5%	89.8%	88.9%

* This is based on patients treated on this contract for their most recent course of treatment. Figures in italics indicate the base number of FP17s or Patient Questionnaire responses are less than 100. N/A is shown where the base number of responses is less than 10 during the period. % is calculated as Quantity/Base number*100

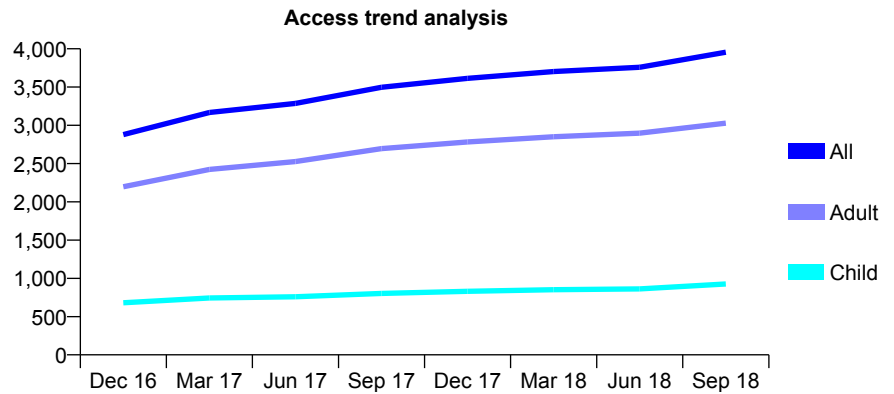
Q48 - Vital Signs At a Glance Contract Report for 112046/0001 - September 2018

Name or company name	Whiston Village Dental Practice Partnership
Contract type name	GDS Contract
Purpose of contract	General
Contract start date	27/03/2015
Contract end date	

18/19 Contracted general activity (UDA)	13,431
Carry forward general activity (UDA)	0
18/19 Contracted orthodontic activity (UOA)	0
Carry forward orthodontic activity (UOA)	0
Baseline contract value	£357,956.53

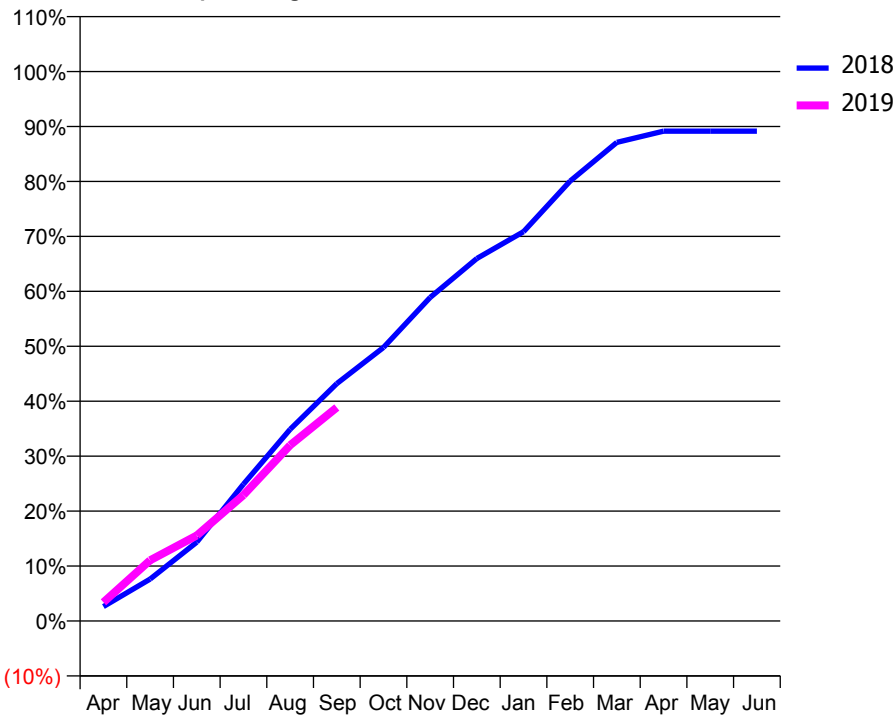
ACCESS*

Patients seen in 24 months	Total	Change since previous quarter
Quarter ending September 2017	3,498	
Quarter ending December 2017	3,614	↑
Quarter ending March 2018	3,703	↑
Quarter ending June 2018	3,759	→
Quarter ending September 2018	3,955	↑
Variance since September 2017	13.1%	↑



ACTIVITY

Cumulative percentage of contracted UDA delivered 2018 & 2019



Month	Adjusted Scheduled Activity (UDA)	
	2018	2019
April	354	457
May	1,024	1,483
June	1,928	2,091
July	3,345	3,077
August	4,685	4,296
September	5,803	5,219
October	6,687	
November	7,910	
December	8,861	
January	9,516	
February	10,755	
March	11,700	
April	11,973	
May	11,972	
June	11,972	

QUALITY

	Quantity	Base Number	Contract	AT	Region	England
% of FP17s for the same patient ID Re-attending within 3 months - Children	30	576	5.2%	11.2%	12.2%	11.6%
% of FP17s for the same patient ID Re-attending within 3 months - Adults	167	1,595	10.5%	16.6%	15.8%	15.5%
% of FP17s for the same patient ID Re-attending between 3 & 9 months - Children	307	576	53.3%	54.6%	60.3%	58.8%
% of FP17s for the same patient ID Re-attending between 3 & 9 months - Adults	763	1,595	47.8%	45.2%	53.5%	51.1%
% of FP17s for Band 1 Urgent Courses	99	2,052	4.8%	12.0%	9.1%	9.0%
% of FP17s Relating to Free Repair or Replacements	8	2,052	0.4%	0.9%	1.0%	0.8%
% of FP17s Relating to Continuations	23	2,052	1.1%	1.2%	1.0%	0.9%
% of Patients satisfied with the dentistry they have received	2	2	N/A	91.7%	93.6%	93.3%
% of Patients satisfied with the time they had to wait for an appointment	2	2	N/A	89.5%	89.8%	88.9%

* This is based on patients treated on this contract for their most recent course of treatment. Figures in italics indicate the base number of FP17s or Patient Questionnaire responses are less than 100. N/A is shown where the base number of responses is less than 10 during the period. % is calculated as Quantity/Base number*100

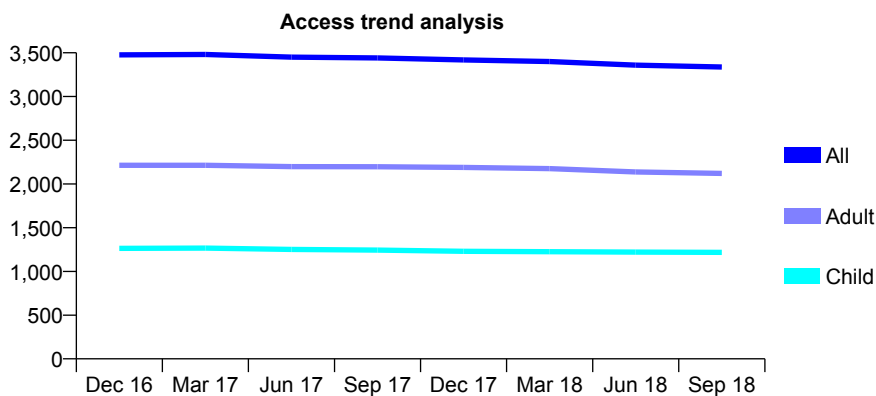
Q48 - Vital Signs At a Glance Contract Report for 113433/0001 - September 2018

Name or company name	Deysbrook Lane Partnership
Contract type name	GDS Contract
Purpose of contract	General
Contract start date	01/07/2011
Contract end date	

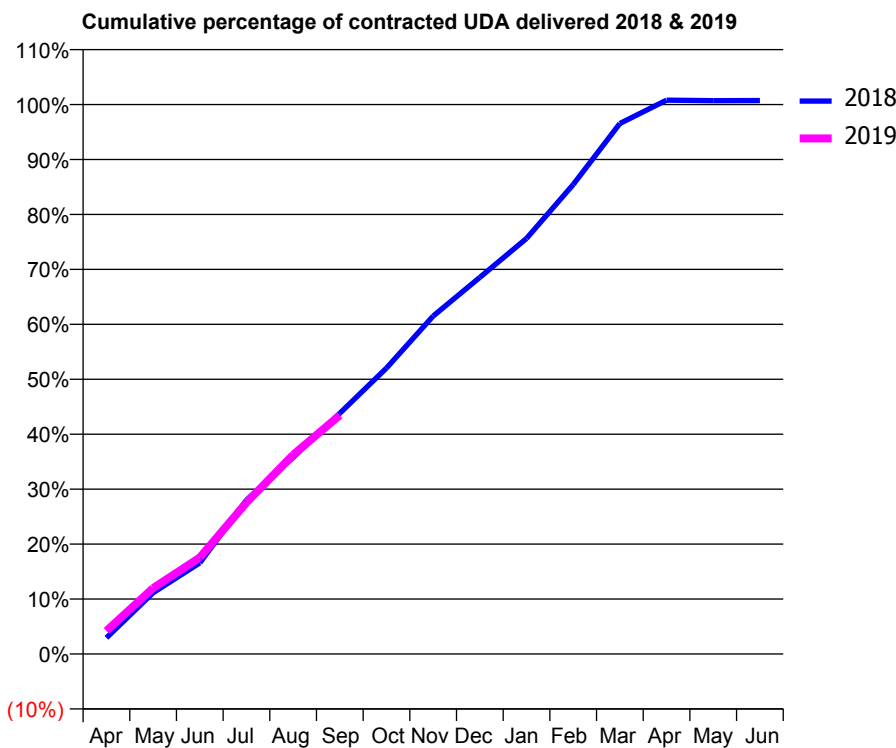
18/19 Contracted general activity (UDA)	11,000
Carry forward general activity (UDA)	0
18/19 Contracted orthodontic activity (UOA)	0
Carry forward orthodontic activity (UOA)	0
Baseline contract value	£283,810.94

ACCESS*

Patients seen in 24 months	Total	Change since previous quarter
Quarter ending September 2017	3,441	
Quarter ending December 2017	3,419	→
Quarter ending March 2018	3,400	→
Quarter ending June 2018	3,359	↓
Quarter ending September 2018	3,337	→
Variance since September 2017	(3.0%)	↓



ACTIVITY



Month	Adjusted Scheduled Activity (UDA)	
	2018	2019
April	325	463
May	1,226	1,320
June	1,826	1,932
July	3,082	3,030
August	3,937	3,990
September	4,821	4,780
October	5,725	
November	6,765	
December	7,540	
January	8,320	
February	9,398	
March	10,619	
April	11,088	
May	11,075	
June	11,080	

QUALITY

	Quantity	Base Number	Contract	AT	Region	England
% of FP17s for the same patient ID Re-attending within 3 months - Children	147	996	14.8%	11.2%	12.2%	11.6%
% of FP17s for the same patient ID Re-attending within 3 months - Adults	333	1,507	22.1%	16.6%	15.8%	15.5%
% of FP17s for the same patient ID Re-attending between 3 & 9 months - Children	562	996	56.4%	54.6%	60.3%	58.8%
% of FP17s for the same patient ID Re-attending between 3 & 9 months - Adults	705	1,507	46.8%	45.2%	53.5%	51.1%
% of FP17s for Band 1 Urgent Courses	288	2,289	12.6%	12.0%	9.1%	9.0%
% of FP17s Relating to Free Repair or Replacements	22	2,289	1.0%	0.9%	1.0%	0.8%
% of FP17s Relating to Continuations	8	2,289	0.3%	1.2%	1.0%	0.9%
% of Patients satisfied with the dentistry they have received	2	3	N/A	91.7%	93.6%	93.3%
% of Patients satisfied with the time they had to wait for an appointment	2	3	N/A	89.5%	89.8%	88.9%

* This is based on patients treated on this contract for their most recent course of treatment. Figures in italics indicate the base number of FP17s or Patient Questionnaire responses are less than 100. N/A is shown where the base number of responses is less than 10 during the period. % is calculated as Quantity/Base number*100

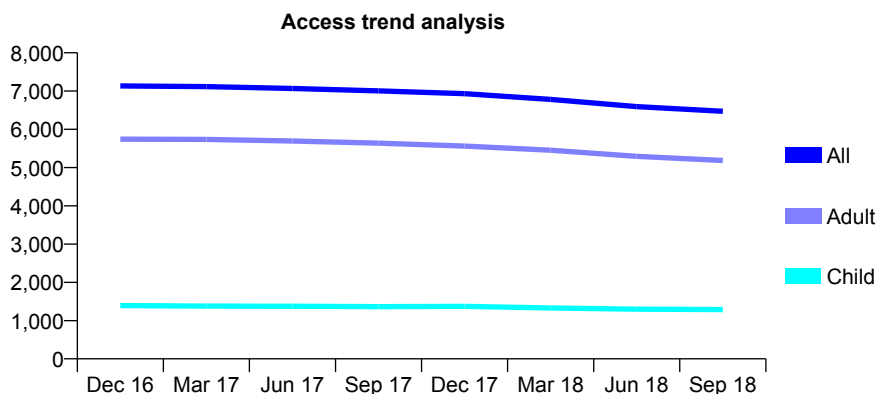
Q48 - Vital Signs At a Glance Contract Report for 116467/0001 - September 2018

Name or company name	Billinge DP Limited
Contract type name	GDS Contract
Purpose of contract	General
Contract start date	01/01/2010
Contract end date	

18/19 Contracted general activity (UDA)	19,900
Carry forward general activity (UDA)	0
18/19 Contracted orthodontic activity (UOA)	0
Carry forward orthodontic activity (UOA)	0
Baseline contract value	£475,104.86

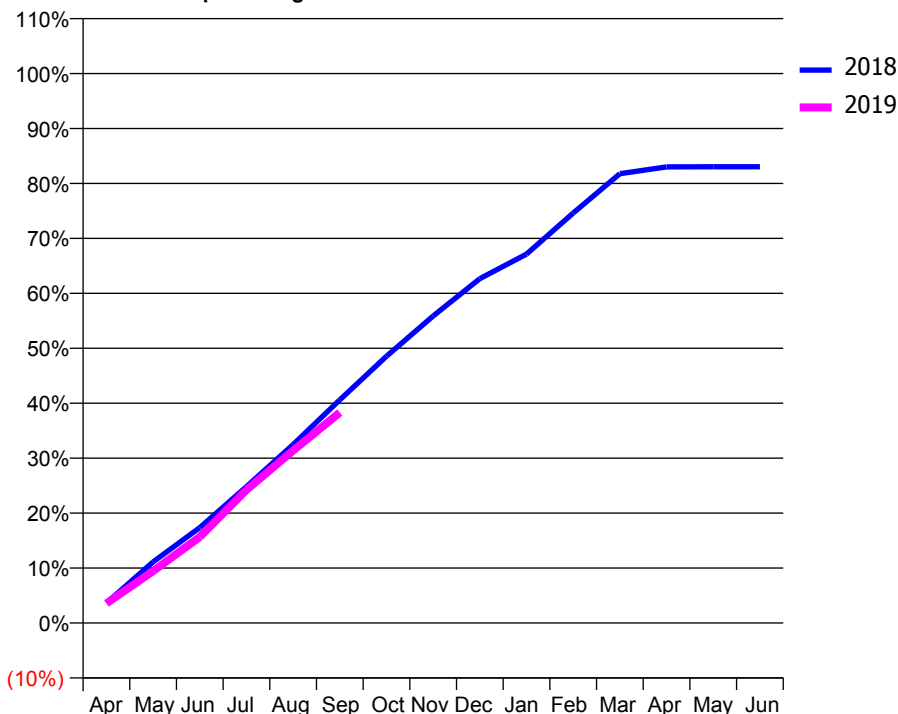
ACCESS*

Patients seen in 24 months	Total	Change since previous quarter
Quarter ending September 2017	7,006	
Quarter ending December 2017	6,932	↓
Quarter ending March 2018	6,782	↓
Quarter ending June 2018	6,594	↓
Quarter ending September 2018	6,472	↓
Variance since September 2017	(7.6%)	↓



ACTIVITY

Cumulative percentage of contracted UDA delivered 2018 & 2019



Adjusted Scheduled Activity (UDA)

Month	2018	2019
April	725	711
May	2,212	1,879
June	3,454	3,117
July	4,937	4,823
August	6,464	6,245
September	8,084	7,623
October	9,660	
November	11,121	
December	12,471	
January	13,362	
February	14,848	
March	16,273	
April	16,519	
May	16,521	
June	16,522	

QUALITY

	Quantity	Base Number	Contract	AT	Region	England
% of FP17s for the same patient ID Re-attending within 3 months - Children	58	879	6.6%	11.2%	12.2%	11.6%
% of FP17s for the same patient ID Re-attending within 3 months - Adults	388	3,062	12.7%	16.6%	15.8%	15.5%
% of FP17s for the same patient ID Re-attending between 3 & 9 months - Children	465	879	52.9%	54.6%	60.3%	58.8%
% of FP17s for the same patient ID Re-attending between 3 & 9 months - Adults	1,159	3,062	37.9%	45.2%	53.5%	51.1%
% of FP17s for Band 1 Urgent Courses	289	3,805	7.6%	12.0%	9.1%	9.0%
% of FP17s Relating to Free Repair or Replacements	28	3,805	0.7%	0.9%	1.0%	0.8%
% of FP17s Relating to Continuations	70	3,805	1.8%	1.2%	1.0%	0.9%
% of Patients satisfied with the dentistry they have received	5	5	N/A	91.7%	93.6%	93.3%
% of Patients satisfied with the time they had to wait for an appointment	5	5	N/A	89.5%	89.8%	88.9%

* This is based on patients treated on this contract for their most recent course of treatment. Figures in italics indicate the base number of FP17s or Patient Questionnaire responses are less than 100. N/A is shown where the base number of responses is less than 10 during the period. % is calculated as Quantity/Base number*100

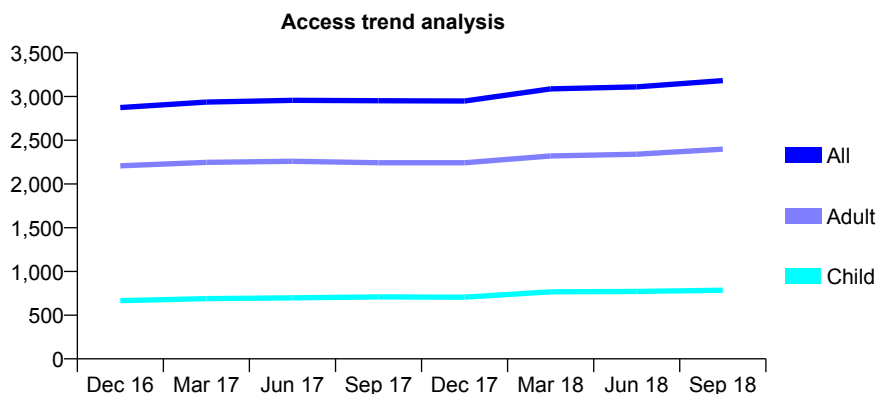
Q48 - Vital Signs At a Glance Contract Report for 117005/0001 - September 2018

Name or company name	Stecewicz
Contract type name	GDS Contract
Purpose of contract	General
Contract start date	01/04/2012
Contract end date	

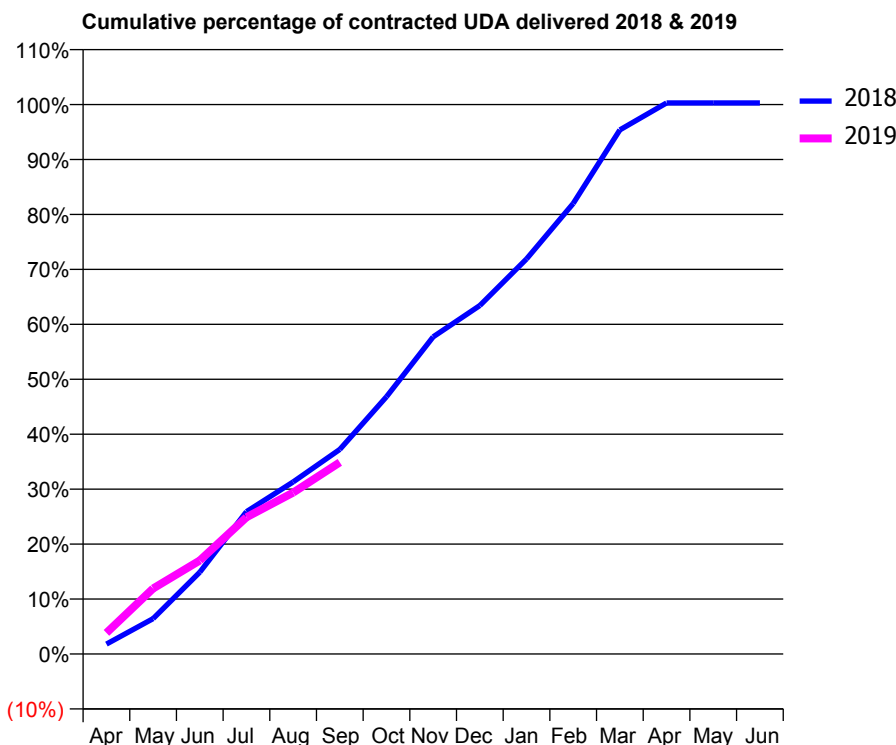
18/19 Contracted general activity (UDA)	10,700
Carry forward general activity (UDA)	0
18/19 Contracted orthodontic activity (UOA)	0
Carry forward orthodontic activity (UOA)	0
Baseline contract value	£237,326.32

ACCESS*

Patients seen in 24 months	Total	Change since previous quarter
Quarter ending September 2017	2,951	
Quarter ending December 2017	2,948	→
Quarter ending March 2018	3,088	↑
Quarter ending June 2018	3,111	→
Quarter ending September 2018	3,182	↑
Variance since September 2017	7.8%	↑



ACTIVITY



Month	Adjusted Scheduled Activity (UDA)	
	2018	2019
April	194	413
May	690	1,276
June	1,594	1,822
July	2,772	2,663
August	3,351	3,143
September	3,985	3,733
October	5,010	
November	6,176	
December	6,786	
January	7,692	
February	8,771	
March	10,206	
April	10,730	
May	10,730	
June	10,730	

QUALITY

	Quantity	Base Number	Contract	AT	Region	England
% of FP17s for the same patient ID Re-attending within 3 months - Children	47	375	12.5%	11.2%	12.2%	11.6%
% of FP17s for the same patient ID Re-attending within 3 months - Adults	183	1,156	15.8%	16.6%	15.8%	15.5%
% of FP17s for the same patient ID Re-attending between 3 & 9 months - Children	165	375	44.0%	54.6%	60.3%	58.8%
% of FP17s for the same patient ID Re-attending between 3 & 9 months - Adults	434	1,156	37.5%	45.2%	53.5%	51.1%
% of FP17s for Band 1 Urgent Courses	199	1,364	14.6%	12.0%	9.1%	9.0%
% of FP17s Relating to Free Repair or Replacements	7	1,364	0.5%	0.9%	1.0%	0.8%
% of FP17s Relating to Continuations	15	1,364	1.1%	1.2%	1.0%	0.9%
% of Patients satisfied with the dentistry they have received	14	14	100.0%	91.7%	93.6%	93.3%
% of Patients satisfied with the time they had to wait for an appointment	13	14	92.9%	89.5%	89.8%	88.9%

* This is based on patients treated on this contract for their most recent course of treatment. Figures in italics indicate the base number of FP17s or Patient Questionnaire responses are less than 100. N/A is shown where the base number of responses is less than 10 during the period. % is calculated as Quantity/Base number*100

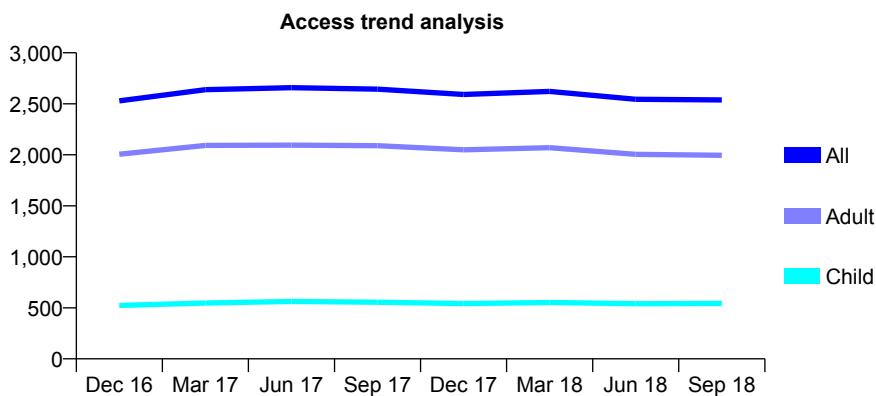
Q48 - Vital Signs At a Glance Contract Report for 121355/0001 - September 2018

Name or company name	J Walker & A Dunn
Contract type name	GDS Contract
Purpose of contract	General
Contract start date	01/04/2007
Contract end date	

18/19 Contracted general activity (UDA)	9,392
Carry forward general activity (UDA)	0
18/19 Contracted orthodontic activity (UOA)	0
Carry forward orthodontic activity (UOA)	0
Baseline contract value	£242,322.93

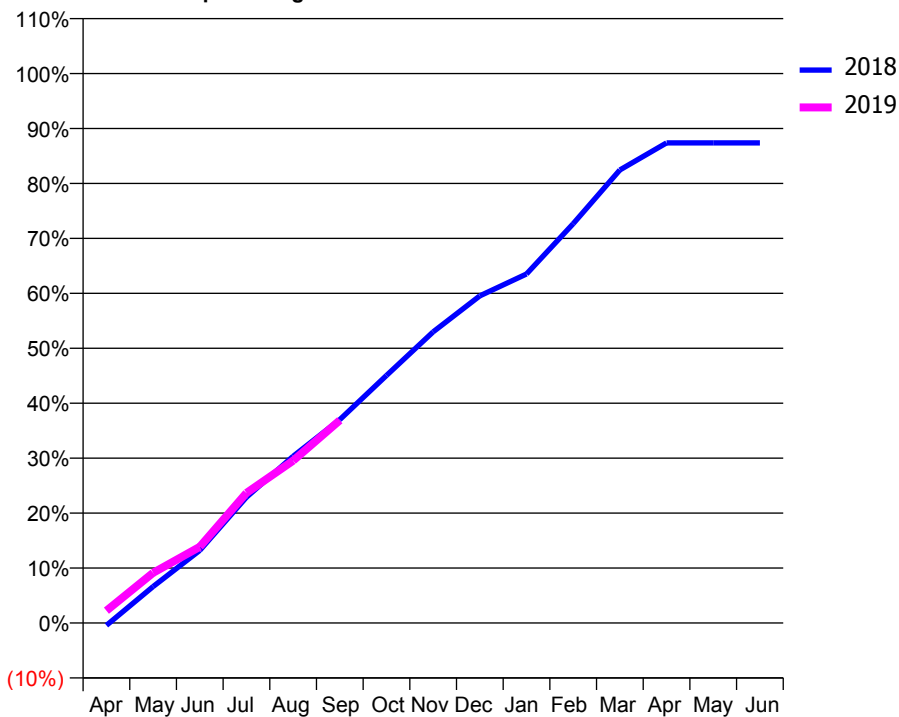
ACCESS*

Patients seen in 24 months	Total	Change since previous quarter
Quarter ending September 2017	2,644	
Quarter ending December 2017	2,591	↓
Quarter ending March 2018	2,622	→
Quarter ending June 2018	2,545	↓
Quarter ending September 2018	2,538	→
Variance since September 2017	(4.0%)	↓



ACTIVITY

Cumulative percentage of contracted UDA delivered 2018 & 2019



Month	Adjusted Scheduled Activity (UDA)	
	2018	2019
April	-41	211
May	624	858
June	1,241	1,301
July	2,150	2,224
August	2,850	2,774
September	3,477	3,465
October	4,231	
November	4,976	
December	5,591	
January	5,967	
February	6,826	
March	7,743	
April	8,206	
May	8,206	
June	8,206	

QUALITY

	Quantity	Base Number	Contract	AT	Region	England
% of FP17s for the same patient ID Re-attending within 3 months - Children	32	366	8.7%	11.2%	12.2%	11.6%
% of FP17s for the same patient ID Re-attending within 3 months - Adults	328	1,477	22.2%	16.6%	15.8%	15.5%
% of FP17s for the same patient ID Re-attending between 3 & 9 months - Children	205	366	56.0%	54.6%	60.3%	58.8%
% of FP17s for the same patient ID Re-attending between 3 & 9 months - Adults	716	1,477	48.5%	45.2%	53.5%	51.1%
% of FP17s for Band 1 Urgent Courses	264	1,686	15.7%	12.0%	9.1%	9.0%
% of FP17s Relating to Free Repair or Replacements	11	1,686	0.7%	0.9%	1.0%	0.8%
% of FP17s Relating to Continuations	31	1,686	1.8%	1.2%	1.0%	0.9%
% of Patients satisfied with the dentistry they have received	2	2	N/A	91.7%	93.6%	93.3%
% of Patients satisfied with the time they had to wait for an appointment	2	2	N/A	89.5%	89.8%	88.9%

* This is based on patients treated on this contract for their most recent course of treatment. Figures in italics indicate the base number of FP17s or Patient Questionnaire responses are less than 100. N/A is shown where the base number of responses is less than 10 during the period. % is calculated as Quantity/Base number*100

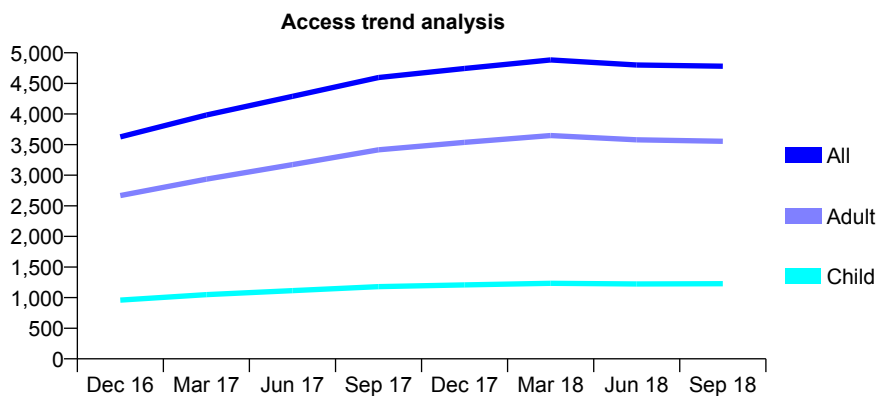
Q48 - Vital Signs At a Glance Contract Report for 121681/0001 - September 2018

Name or company name	Laurel Villa Dental
Contract type name	GDS Contract
Purpose of contract	General
Contract start date	01/10/2015
Contract end date	

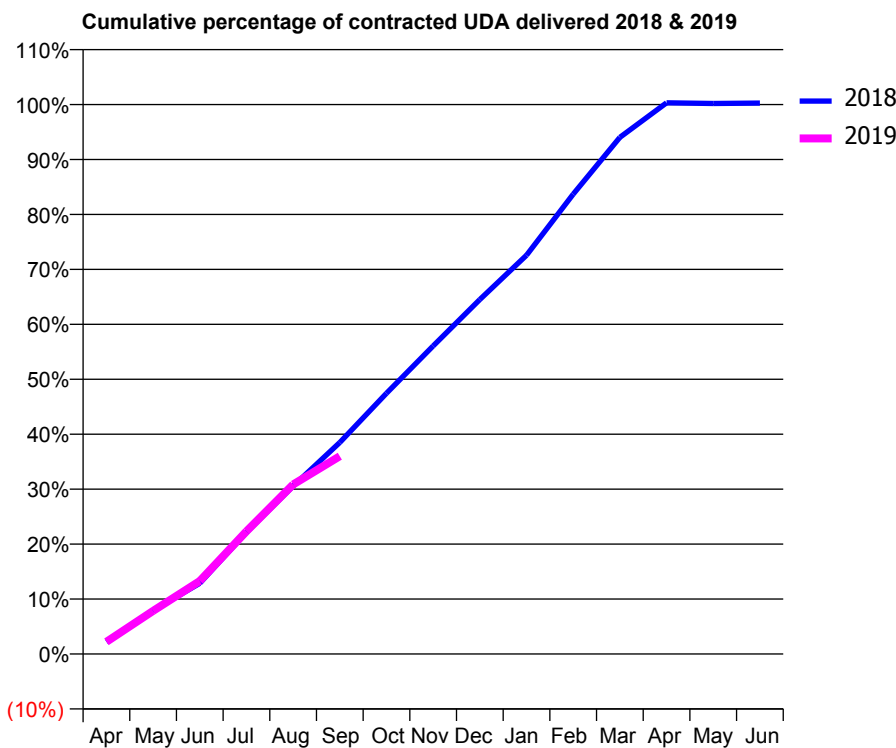
18/19 Contracted general activity (UDA)	16,000
Carry forward general activity (UDA)	0
18/19 Contracted orthodontic activity (UOA)	0
Carry forward orthodontic activity (UOA)	0
Baseline contract value	£391,315.07

ACCESS*

Patients seen in 24 months	Total	Change since previous quarter
Quarter ending September 2017	4,595	
Quarter ending December 2017	4,745	↑
Quarter ending March 2018	4,883	↑
Quarter ending June 2018	4,801	↓
Quarter ending September 2018	4,782	→
Variance since September 2017	4.1%	↑



ACTIVITY



Month	Adjusted Scheduled Activity (UDA)	
	2018	2019
April	354	354
May	1,267	1,256
June	2,061	2,125
July	3,541	3,573
August	4,890	4,936
September	6,161	5,760
October	7,593	
November	8,970	
December	10,321	
January	11,610	
February	13,391	
March	15,044	
April	16,049	
May	16,030	
June	16,041	

QUALITY

	Quantity	Base Number	Contract	AT	Region	England
% of FP17s for the same patient ID Re-attending within 3 months - Children	55	726	7.6%	11.2%	12.2%	11.6%
% of FP17s for the same patient ID Re-attending within 3 months - Adults	189	1,855	10.2%	16.6%	15.8%	15.5%
% of FP17s for the same patient ID Re-attending between 3 & 9 months - Children	292	726	40.2%	54.6%	60.3%	58.8%
% of FP17s for the same patient ID Re-attending between 3 & 9 months - Adults	856	1,855	46.1%	45.2%	53.5%	51.1%
% of FP17s for Band 1 Urgent Courses	286	2,306	12.4%	12.0%	9.1%	9.0%
% of FP17s Relating to Free Repair or Replacements	11	2,306	0.5%	0.9%	1.0%	0.8%
% of FP17s Relating to Continuations	11	2,306	0.5%	1.2%	1.0%	0.9%
% of Patients satisfied with the dentistry they have received	3	4	N/A	91.7%	93.6%	93.3%
% of Patients satisfied with the time they had to wait for an appointment	3	4	N/A	89.5%	89.8%	88.9%

* This is based on patients treated on this contract for their most recent course of treatment. Figures in italics indicate the base number of FP17s or Patient Questionnaire responses are less than 100. N/A is shown where the base number of responses is less than 10 during the period. % is calculated as Quantity/Base number*100

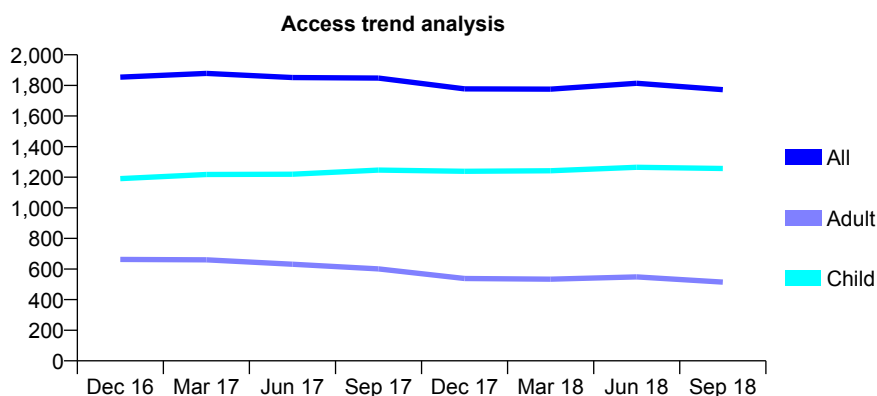
Q48 - Vital Signs At a Glance Contract Report for 122653/0001 - September 2018

Name or company name	Rose Lane Dental Practice
Contract type name	GDS Contract
Purpose of contract	General
Contract start date	01/04/2010
Contract end date	

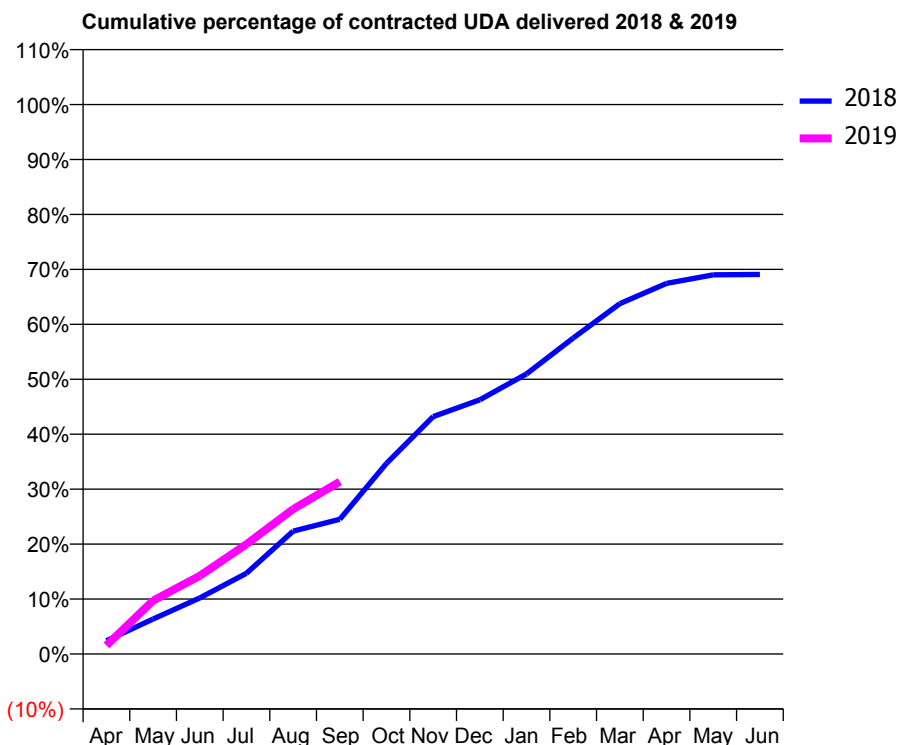
18/19 Contracted general activity (UDA)	4,152
Carry forward general activity (UDA)	0
18/19 Contracted orthodontic activity (UOA)	0
Carry forward orthodontic activity (UOA)	0
Baseline contract value	£114,866.02

ACCESS*

Patients seen in 24 months	Total	Change since previous quarter
Quarter ending September 2017	1,848	
Quarter ending December 2017	1,777	↓
Quarter ending March 2018	1,776	→
Quarter ending June 2018	1,814	↑
Quarter ending September 2018	1,772	↓
Variance since September 2017	(4.1%)	↓



ACTIVITY



Month	Adjusted Scheduled Activity (UDA)	
	2018	2019
April	100	65
May	264	403
June	424	591
July	610	829
August	929	1,095
September	1,019	1,302
October	1,440	
November	1,794	
December	1,921	
January	2,117	
February	2,388	
March	2,648	
April	2,801	
May	2,865	
June	2,868	

QUALITY

	Quantity	Base Number	Contract	AT	Region	England
% of FP17s for the same patient ID Re-attending within 3 months - Children	83	861	9.6%	11.2%	12.2%	11.6%
% of FP17s for the same patient ID Re-attending within 3 months - Adults	5	210	2.4%	16.6%	15.8%	15.5%
% of FP17s for the same patient ID Re-attending between 3 & 9 months - Children	377	861	43.8%	54.6%	60.3%	58.8%
% of FP17s for the same patient ID Re-attending between 3 & 9 months - Adults	52	210	24.8%	45.2%	53.5%	51.1%
% of FP17s for Band 1 Urgent Courses	5	831	0.6%	12.0%	9.1%	9.0%
% of FP17s Relating to Free Repair or Replacements	0	831	0.0%	0.9%	1.0%	0.8%
% of FP17s Relating to Continuations	1	831	0.1%	1.2%	1.0%	0.9%
% of Patients satisfied with the dentistry they have received	1	1	N/A	91.7%	93.6%	93.3%
% of Patients satisfied with the time they had to wait for an appointment	1	1	N/A	89.5%	89.8%	88.9%

* This is based on patients treated on this contract for their most recent course of treatment. Figures in italics indicate the base number of FP17s or Patient Questionnaire responses are less than 100. N/A is shown where the base number of responses is less than 10 during the period. % is calculated as Quantity/Base number*100

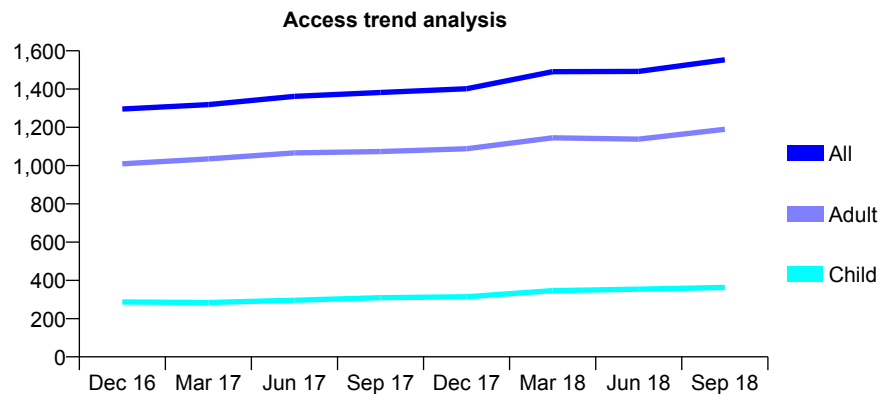
Q48 - Vital Signs At a Glance Contract Report for 122858/0001 - September 2018

Name or company name	Baycliff Dental Practices
Contract type name	GDS Contract
Purpose of contract	General
Contract start date	01/10/2014
Contract end date	

18/19 Contracted general activity (UDA)	6,769
Carry forward general activity (UDA)	0
18/19 Contracted orthodontic activity (UOA)	0
Carry forward orthodontic activity (UOA)	0
Baseline contract value	£174,646.92

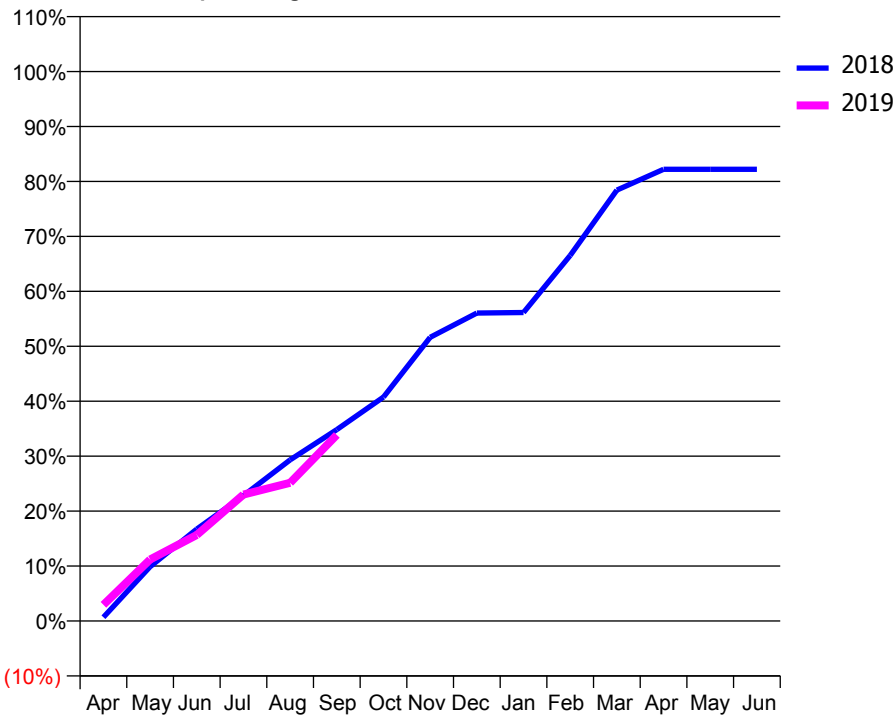
ACCESS*

Patients seen in 24 months	Total	Change since previous quarter
Quarter ending September 2017	1,382	
Quarter ending December 2017	1,402	→
Quarter ending March 2018	1,491	↑
Quarter ending June 2018	1,492	→
Quarter ending September 2018	1,553	↑
Variance since September 2017	12.4%	↑



ACTIVITY

Cumulative percentage of contracted UDA delivered 2018 & 2019



Adjusted Scheduled Activity (UDA)		
Month	2018	2019
April	47	200
May	669	758
June	1,133	1,060
July	1,545	1,558
August	1,985	1,703
September	2,358	2,293
October	2,758	
November	3,495	
December	3,794	
January	3,800	
February	4,503	
March	5,309	
April	5,565	
May	5,565	
June	5,565	

QUALITY

	Quantity	Base Number	Contract	AT	Region	England
% of FP17s for the same patient ID Re-attending within 3 months - Children	29	217	13.4%	11.2%	12.2%	11.6%
% of FP17s for the same patient ID Re-attending within 3 months - Adults	86	609	14.1%	16.6%	15.8%	15.5%
% of FP17s for the same patient ID Re-attending between 3 & 9 months - Children	83	217	38.2%	54.6%	60.3%	58.8%
% of FP17s for the same patient ID Re-attending between 3 & 9 months - Adults	150	609	24.6%	45.2%	53.5%	51.1%
% of FP17s for Band 1 Urgent Courses	70	736	9.5%	12.0%	9.1%	9.0%
% of FP17s Relating to Free Repair or Replacements	2	736	0.3%	0.9%	1.0%	0.8%
% of FP17s Relating to Continuations	14	736	1.9%	1.2%	1.0%	0.9%
% of Patients satisfied with the dentistry they have received	1	1	N/A	91.7%	93.6%	93.3%
% of Patients satisfied with the time they had to wait for an appointment	1	1	N/A	89.5%	89.8%	88.9%

* This is based on patients treated on this contract for their most recent course of treatment. Figures in italics indicate the base number of FP17s or Patient Questionnaire responses are less than 100. N/A is shown where the base number of responses is less than 10 during the period. % is calculated as Quantity/Base number*100

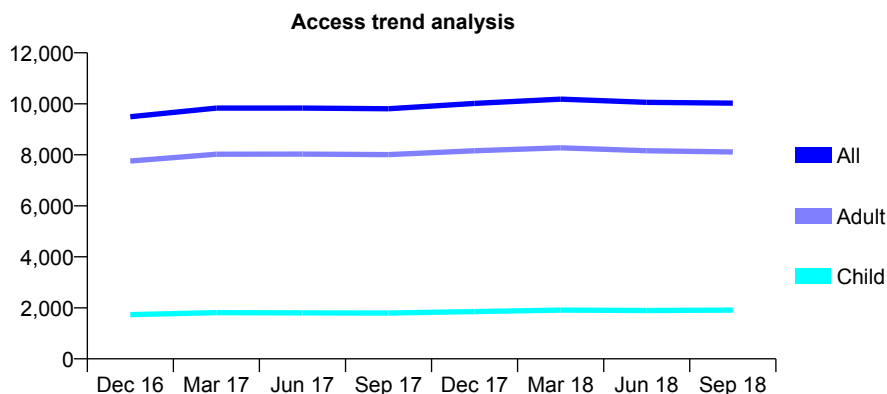
Q48 - Vital Signs At a Glance Contract Report for 123293/0001 - September 2018

Name or company name	Smithdown Dental Practice
Contract type name	GDS Contract
Purpose of contract	General
Contract start date	01/10/2011
Contract end date	

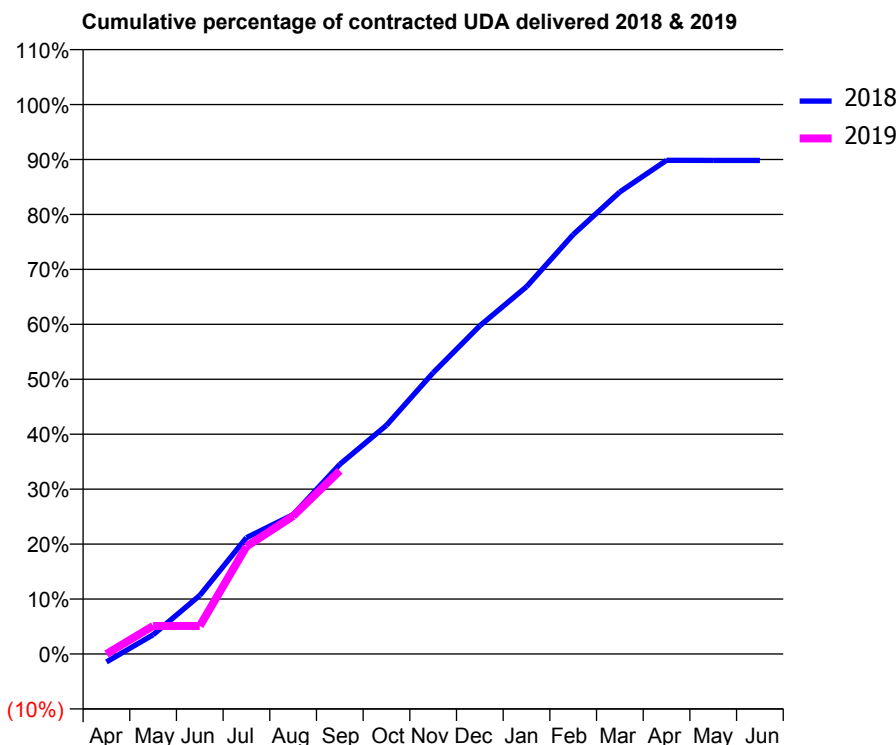
18/19 Contracted general activity (UDA)	27,825
Carry forward general activity (UDA)	0
18/19 Contracted orthodontic activity (UOA)	0
Carry forward orthodontic activity (UOA)	0
Baseline contract value	£770,328.66

ACCESS*

Patients seen in 24 months	Total	Change since previous quarter
Quarter ending September 2017	9,804	
Quarter ending December 2017	10,016	↑
Quarter ending March 2018	10,182	→
Quarter ending June 2018	10,056	↓
Quarter ending September 2018	10,026	→
Variance since September 2017	2.3%	↑



ACTIVITY



Adjusted Scheduled Activity (UDA)		
Month	2018	2019
April	-405	0
May	974	1,418
June	2,967	1,418
July	5,894	5,444
August	7,063	6,982
September	9,602	9,280
October	11,586	
November	14,246	
December	16,622	
January	18,596	
February	21,240	
March	23,399	
April	24,998	
May	24,991	
June	24,991	

QUALITY

	Quantity	Base Number	Contract	AT	Region	England
% of FP17s for the same patient ID Re-attending within 3 months - Children	57	941	6.1%	11.2%	12.2%	11.6%
% of FP17s for the same patient ID Re-attending within 3 months - Adults	262	3,551	7.4%	16.6%	15.8%	15.5%
% of FP17s for the same patient ID Re-attending between 3 & 9 months - Children	356	941	37.8%	54.6%	60.3%	58.8%
% of FP17s for the same patient ID Re-attending between 3 & 9 months - Adults	1,190	3,551	33.5%	45.2%	53.5%	51.1%
% of FP17s for Band 1 Urgent Courses	808	3,983	20.3%	12.0%	9.1%	9.0%
% of FP17s Relating to Free Repair or Replacements	22	3,983	0.6%	0.9%	1.0%	0.8%
% of FP17s Relating to Continuations	1	3,983	0.0%	1.2%	1.0%	0.9%
% of Patients satisfied with the dentistry they have received	7	8	N/A	91.7%	93.6%	93.3%
% of Patients satisfied with the time they had to wait for an appointment	7	8	N/A	89.5%	89.8%	88.9%

* This is based on patients treated on this contract for their most recent course of treatment. Figures in italics indicate the base number of FP17s or Patient Questionnaire responses are less than 100. N/A is shown where the base number of responses is less than 10 during the period. % is calculated as Quantity/Base number*100

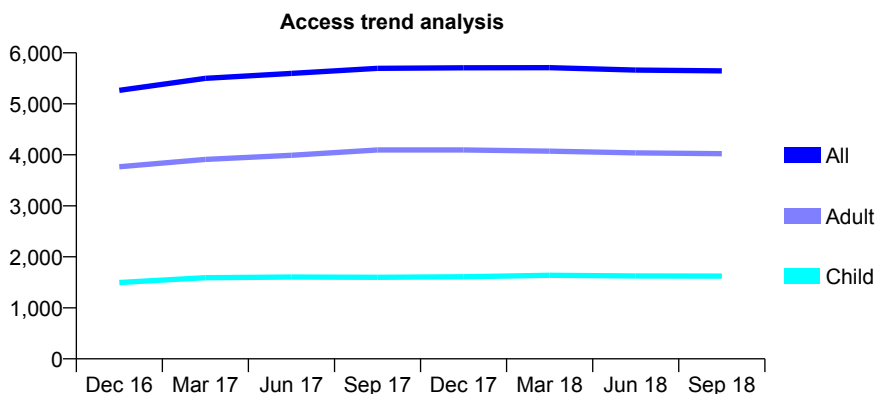
Q48 - Vital Signs At a Glance Contract Report for 124494/0001 - September 2018

Name or company name	J Powell & D Collins
Contract type name	GDS Contract
Purpose of contract	General
Contract start date	01/04/2010
Contract end date	

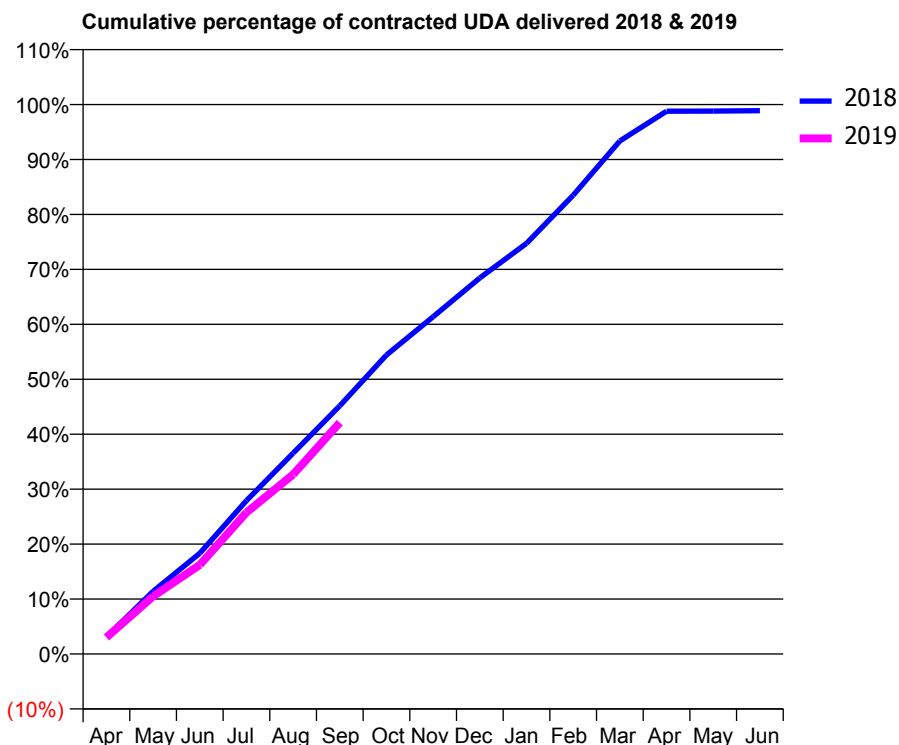
18/19 Contracted general activity (UDA)	15,654
Carry forward general activity (UDA)	176
18/19 Contracted orthodontic activity (UOA)	0
Carry forward orthodontic activity (UOA)	0
Baseline contract value	£501,295.07

ACCESS*

Patients seen in 24 months	Total	Change since previous quarter
Quarter ending September 2017	5,695	
Quarter ending December 2017	5,705	→
Quarter ending March 2018	5,708	→
Quarter ending June 2018	5,662	→
Quarter ending September 2018	5,645	→
Variance since September 2017	(0.9%)	→



ACTIVITY



Month	Adjusted Scheduled Activity (UDA)	
	2018	2019
April	486	471
May	1,788	1,642
June	2,871	2,539
July	4,370	4,034
August	5,723	5,116
September	7,070	6,594
October	8,518	
November	9,609	
December	10,714	
January	11,697	
February	13,071	
March	14,615	
April	15,462	
May	15,466	
June	15,478	

QUALITY

	Quantity	Base Number	Contract	AT	Region	England
% of FP17s for the same patient ID Re-attending within 3 months - Children	86	1,134	7.6%	11.2%	12.2%	11.6%
% of FP17s for the same patient ID Re-attending within 3 months - Adults	557	2,792	19.9%	16.6%	15.8%	15.5%
% of FP17s for the same patient ID Re-attending between 3 & 9 months - Children	640	1,134	56.4%	54.6%	60.3%	58.8%
% of FP17s for the same patient ID Re-attending between 3 & 9 months - Adults	1,382	2,792	49.5%	45.2%	53.5%	51.1%
% of FP17s for Band 1 Urgent Courses	310	3,528	8.8%	12.0%	9.1%	9.0%
% of FP17s Relating to Free Repair or Replacements	48	3,528	1.4%	0.9%	1.0%	0.8%
% of FP17s Relating to Continuations	78	3,528	2.2%	1.2%	1.0%	0.9%
% of Patients satisfied with the dentistry they have received	5	6	N/A	91.7%	93.6%	93.3%
% of Patients satisfied with the time they had to wait for an appointment	5	6	N/A	89.5%	89.8%	88.9%

* This is based on patients treated on this contract for their most recent course of treatment. Figures in italics indicate the base number of FP17s or Patient Questionnaire responses are less than 100. N/A is shown where the base number of responses is less than 10 during the period. % is calculated as Quantity/Base number*100

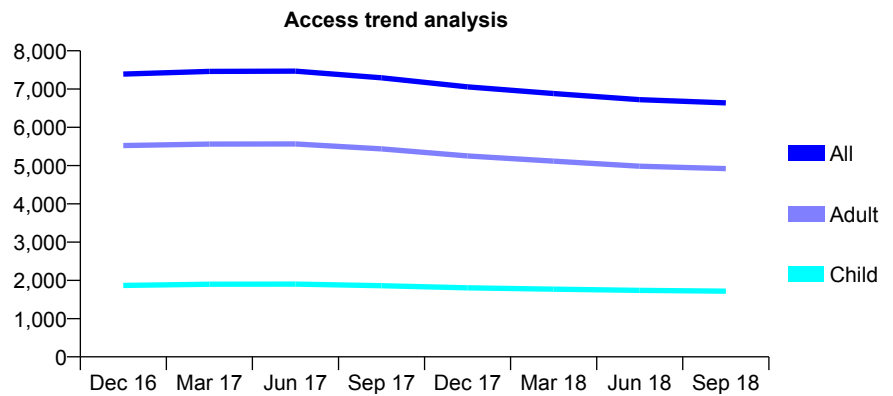
Q48 - Vital Signs At a Glance Contract Report for 124834/0001 - September 2018

Name or company name	Alverna House Dental Practice Ltd
Contract type name	Pilot Contract
Purpose of contract	General
Contract start date	01/04/2009
Contract end date	

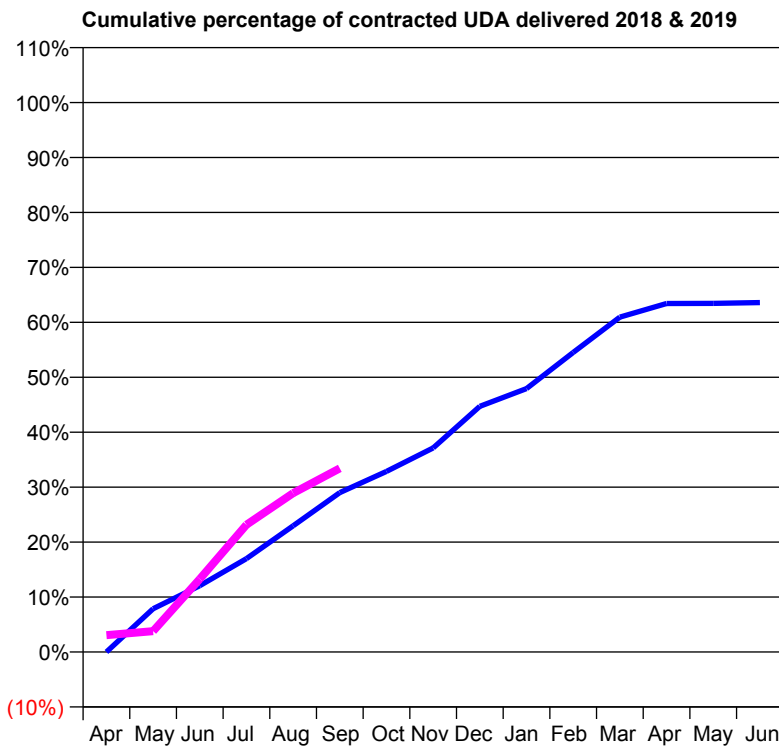
18/19 Contracted general activity (UDA)	21,000
Carry forward general activity (UDA)	0
18/19 Contracted orthodontic activity (UOA)	0
Carry forward orthodontic activity (UOA)	0
Baseline contract value	£599,701.91

ACCESS*

Patients seen in 24 months	Total	Change since previous quarter
Quarter ending September 2017	7,294	
Quarter ending December 2017	7,057	↓
Quarter ending March 2018	6,882	↓
Quarter ending June 2018	6,721	↓
Quarter ending September 2018	6,639	↓
Variance since September 2017	(9.0%)	↓



ACTIVITY



Month	Adjusted Scheduled Activity (UDA)	
	2018	2019
April	0	644
May	1,655	796
June	2,533	2,790
July	3,572	4,864
August	4,825	6,071
September	6,093	7,022
October	6,901	
November	7,799	
December	9,390	
January	10,069	
February	11,447	
March	12,801	
April	13,319	
May	13,325	
June	13,355	

QUALITY

	Quantity	Base Number	Contract	AT	Region	England
% of FP17s for the same patient ID Re-attending within 3 months - Children	145	1,248	11.6%	11.2%	12.2%	11.6%
% of FP17s for the same patient ID Re-attending within 3 months - Adults	390	2,677	14.6%	16.6%	15.8%	15.5%
% of FP17s for the same patient ID Re-attending between 3 & 9 months - Children	582	1,248	46.6%	54.6%	60.3%	58.8%
% of FP17s for the same patient ID Re-attending between 3 & 9 months - Adults	737	2,677	27.5%	45.2%	53.5%	51.1%
% of FP17s for Band 1 Urgent Courses	493	3,659	13.5%	12.0%	9.1%	9.0%
% of FP17s Relating to Free Repair or Replacements	29	3,659	0.8%	0.9%	1.0%	0.8%
% of FP17s Relating to Continuations	14	3,659	0.4%	1.2%	1.0%	0.9%
% of Patients satisfied with the dentistry they have received	4	4	N/A	91.7%	93.6%	93.3%
% of Patients satisfied with the time they had to wait for an appointment	4	4	N/A	89.5%	89.8%	88.9%

* This is based on patients treated on this contract for their most recent course of treatment. Figures in italics indicate the base number of FP17s or Patient Questionnaire responses are less than 100. N/A is shown where the base number of responses is less than 10 during the period. % is calculated as Quantity/Base number*100

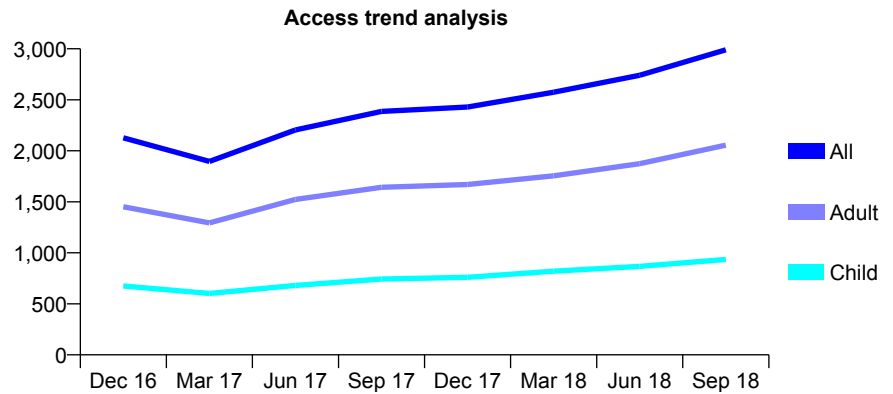
Q48 - Vital Signs At a Glance Contract Report for 125547/0001 - September 2018

Name or company name	Parr Dental Surgery Limited
Contract type name	GDS Contract
Purpose of contract	General
Contract start date	01/01/2012
Contract end date	

18/19 Contracted general activity (UDA)	8,000
Carry forward general activity (UDA)	0
18/19 Contracted orthodontic activity (UOA)	0
Carry forward orthodontic activity (UOA)	0
Baseline contract value	£190,674.06

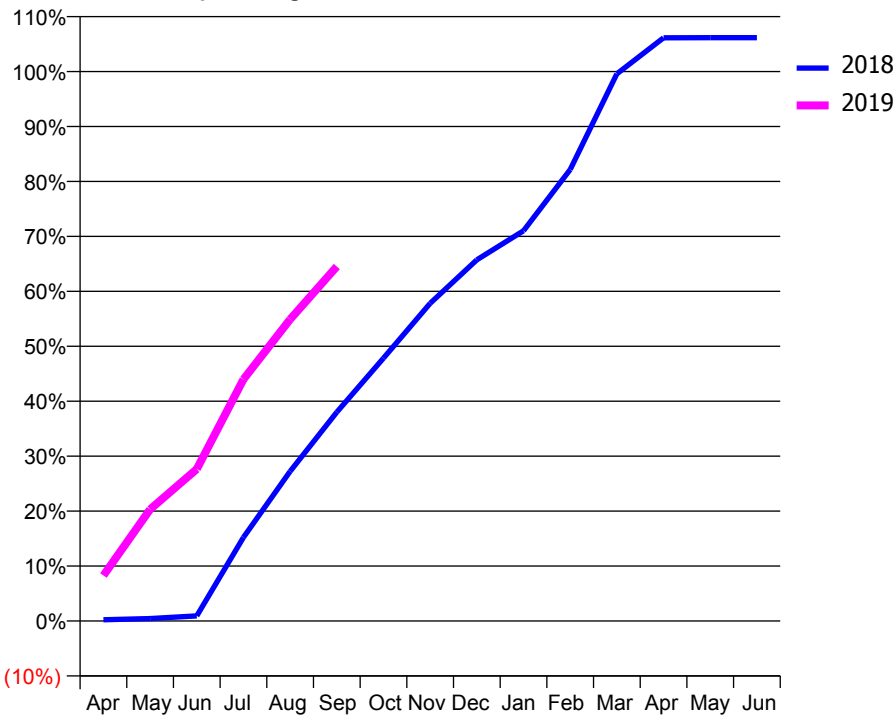
ACCESS*

Patients seen in 24 months	Total	Change since previous quarter
Quarter ending September 2017	2,386	
Quarter ending December 2017	2,430	→
Quarter ending March 2018	2,575	↑
Quarter ending June 2018	2,741	↑
Quarter ending September 2018	2,990	↑
Variance since September 2017	25.3%	↑



ACTIVITY

Cumulative percentage of contracted UDA delivered 2018 & 2019



Month	Adjusted Scheduled Activity (UDA)	
	2018	2019
April	18	664
May	36	1,626
June	75	2,213
July	1,217	3,519
August	2,180	4,391
September	3,042	5,162
October	3,827	
November	4,626	
December	5,258	
January	5,682	
February	6,573	
March	7,967	
April	8,490	
May	8,492	
June	8,492	

QUALITY

	Quantity	Base Number	Contract	AT	Region	England
% of FP17s for the same patient ID Re-attending within 3 months - Children	174	837	20.8%	11.2%	12.2%	11.6%
% of FP17s for the same patient ID Re-attending within 3 months - Adults	284	1,567	18.1%	16.6%	15.8%	15.5%
% of FP17s for the same patient ID Re-attending between 3 & 9 months - Children	343	837	41.0%	54.6%	60.3%	58.8%
% of FP17s for the same patient ID Re-attending between 3 & 9 months - Adults	640	1,567	40.8%	45.2%	53.5%	51.1%
% of FP17s for Band 1 Urgent Courses	333	2,213	15.0%	12.0%	9.1%	9.0%
% of FP17s Relating to Free Repair or Replacements	41	2,213	1.9%	0.9%	1.0%	0.8%
% of FP17s Relating to Continuations	9	2,213	0.4%	1.2%	1.0%	0.9%
% of Patients satisfied with the dentistry they have received	0	0	N/A	91.7%	93.6%	93.3%
% of Patients satisfied with the time they had to wait for an appointment	0	0	N/A	89.5%	89.8%	88.9%

* This is based on patients treated on this contract for their most recent course of treatment. Figures in italics indicate the base number of FP17s or Patient Questionnaire responses are less than 100. N/A is shown where the base number of responses is less than 10 during the period. % is calculated as Quantity/Base number*100

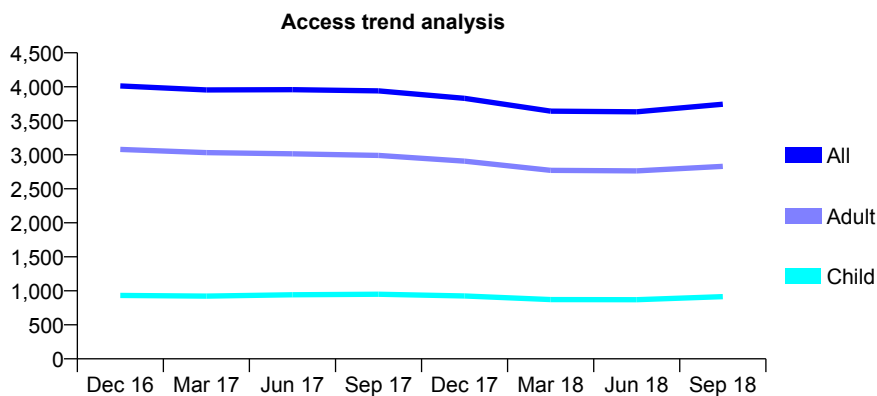
Q48 - Vital Signs At a Glance Contract Report for 126942/0001 - September 2018

Name or company name	Windle House Dental
Contract type name	GDS Contract
Purpose of contract	General
Contract start date	21/03/2013
Contract end date	

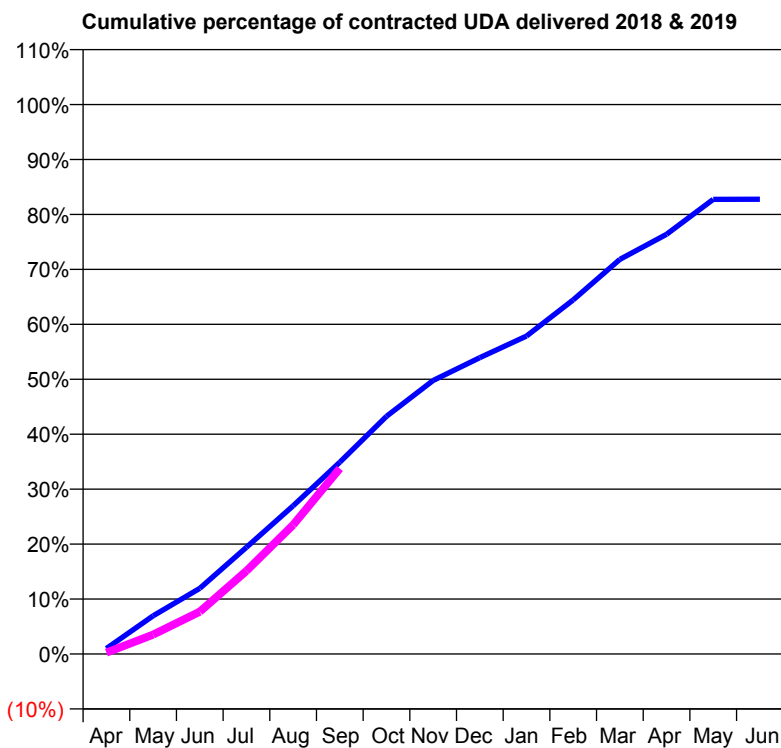
18/19 Contracted general activity (UDA)	15,000
Carry forward general activity (UDA)	0
18/19 Contracted orthodontic activity (UOA)	0
Carry forward orthodontic activity (UOA)	0
Baseline contract value	£408,883.98

ACCESS*

Patients seen in 24 months	Total	Change since previous quarter
Quarter ending September 2017	3,941	
Quarter ending December 2017	3,831	↓
Quarter ending March 2018	3,643	↓
Quarter ending June 2018	3,633	→
Quarter ending September 2018	3,745	↑
Variance since September 2017	(5.0%)	↓



ACTIVITY



Month	Adjusted Scheduled Activity (UDA)	
	2018	2019
April	151	37
May	1,041	528
June	1,792	1,157
July	2,915	2,269
August	4,046	3,525
September	5,235	5,067
October	6,488	
November	7,467	
December	8,091	
January	8,680	
February	9,666	
March	10,774	
April	11,458	
May	12,411	
June	12,414	

QUALITY

	Quantity	Base Number	Contract	AT	Region	England
% of FP17s for the same patient ID Re-attending within 3 months - Children	76	1,013	7.5%	11.2%	12.2%	11.6%
% of FP17s for the same patient ID Re-attending within 3 months - Adults	262	2,212	11.8%	16.6%	15.8%	15.5%
% of FP17s for the same patient ID Re-attending between 3 & 9 months - Children	555	1,013	54.8%	54.6%	60.3%	58.8%
% of FP17s for the same patient ID Re-attending between 3 & 9 months - Adults	1,051	2,212	47.5%	45.2%	53.5%	51.1%
% of FP17s for Band 1 Urgent Courses	90	2,156	4.2%	12.0%	9.1%	9.0%
% of FP17s Relating to Free Repair or Replacements	32	2,156	1.5%	0.9%	1.0%	0.8%
% of FP17s Relating to Continuations	11	2,156	0.5%	1.2%	1.0%	0.9%
% of Patients satisfied with the dentistry they have received	2	3	N/A	91.7%	93.6%	93.3%
% of Patients satisfied with the time they had to wait for an appointment	3	3	N/A	89.5%	89.8%	88.9%

* This is based on patients treated on this contract for their most recent course of treatment. Figures in italics indicate the base number of FP17s or Patient Questionnaire responses are less than 100. N/A is shown where the base number of responses is less than 10 during the period. % is calculated as Quantity/Base number*100

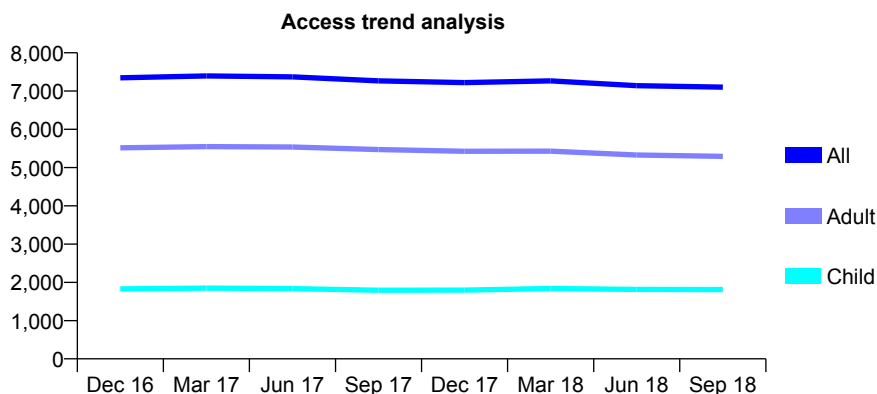
Q48 - Vital Signs At a Glance Contract Report for 127450/0001 - September 2018

Name or company name	The Kirkby Family Dental Centre
Contract type name	GDS Contract
Purpose of contract	General
Contract start date	01/04/2006
Contract end date	

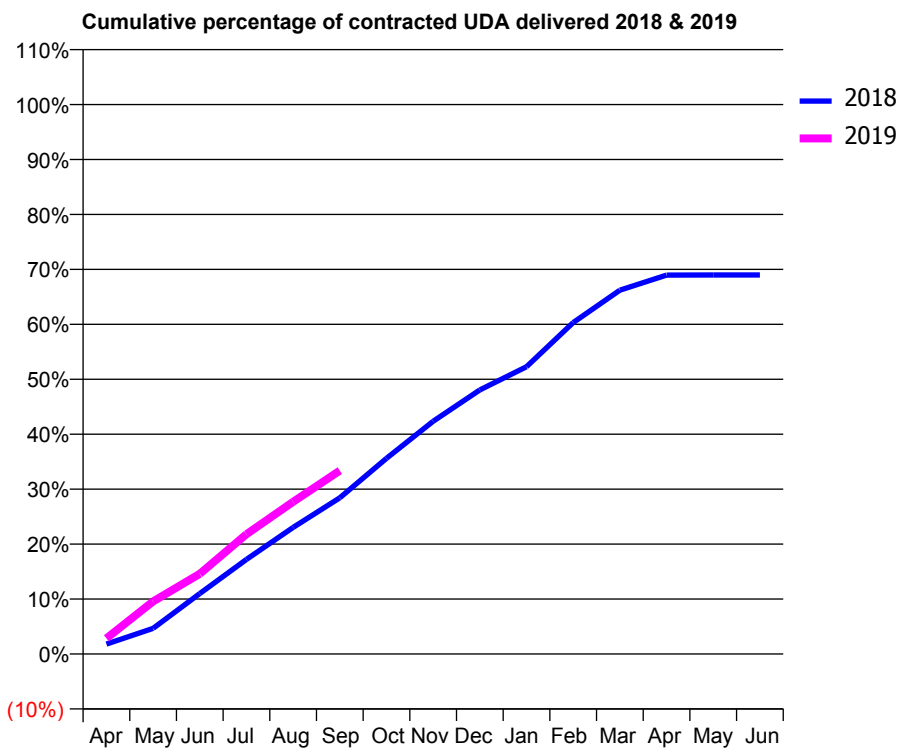
18/19 Contracted general activity (UDA)	31,738
Carry forward general activity (UDA)	0
18/19 Contracted orthodontic activity (UOA)	0
Carry forward orthodontic activity (UOA)	0
Baseline contract value	£822,944.59

ACCESS*

Patients seen in 24 months	Total	Change since previous quarter
Quarter ending September 2017	7,266	
Quarter ending December 2017	7,222	→
Quarter ending March 2018	7,267	→
Quarter ending June 2018	7,140	↓
Quarter ending September 2018	7,104	→
Variance since September 2017	(2.2%)	↓



ACTIVITY



Month	Adjusted Scheduled Activity (UDA)	
	2018	2019
April	570	903
May	1,479	3,038
June	3,495	4,636
July	5,463	6,922
August	7,314	8,792
September	9,023	10,595
October	11,303	
November	13,444	
December	15,251	
January	16,593	
February	19,143	
March	21,017	
April	21,887	
May	21,894	
June	21,894	

QUALITY

	Quantity	Base Number	Contract	AT	Region	England
% of FP17s for the same patient ID Re-attending within 3 months - Children	82	1,130	7.3%	11.2%	12.2%	11.6%
% of FP17s for the same patient ID Re-attending within 3 months - Adults	286	2,951	9.7%	16.6%	15.8%	15.5%
% of FP17s for the same patient ID Re-attending between 3 & 9 months - Children	525	1,130	46.5%	54.6%	60.3%	58.8%
% of FP17s for the same patient ID Re-attending between 3 & 9 months - Adults	1,295	2,951	43.9%	45.2%	53.5%	51.1%
% of FP17s for Band 1 Urgent Courses	267	3,760	7.1%	12.0%	9.1%	9.0%
% of FP17s Relating to Free Repair or Replacements	6	3,760	0.2%	0.9%	1.0%	0.8%
% of FP17s Relating to Continuations	2	3,760	0.1%	1.2%	1.0%	0.9%
% of Patients satisfied with the dentistry they have received	3	4	N/A	91.7%	93.6%	93.3%
% of Patients satisfied with the time they had to wait for an appointment	2	4	N/A	89.5%	89.8%	88.9%

* This is based on patients treated on this contract for their most recent course of treatment. Figures in italics indicate the base number of FP17s or Patient Questionnaire responses are less than 100. N/A is shown where the base number of responses is less than 10 during the period. % is calculated as Quantity/Base number*100

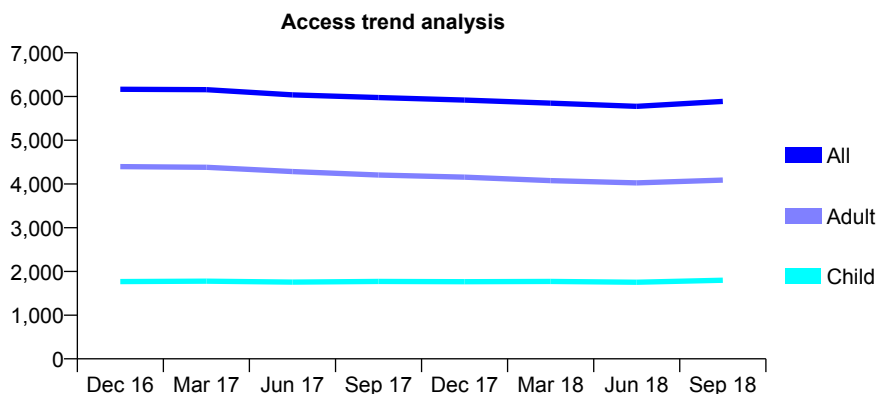
Q48 - Vital Signs At a Glance Contract Report for 128058/0001 - September 2018

Name or company name	The Towerhill Family Dental Centre
Contract type name	GDS Contract
Purpose of contract	General
Contract start date	01/04/2006
Contract end date	

18/19 Contracted general activity (UDA)	21,158
Carry forward general activity (UDA)	0
18/19 Contracted orthodontic activity (UOA)	0
Carry forward orthodontic activity (UOA)	0
Baseline contract value	£548,629.74

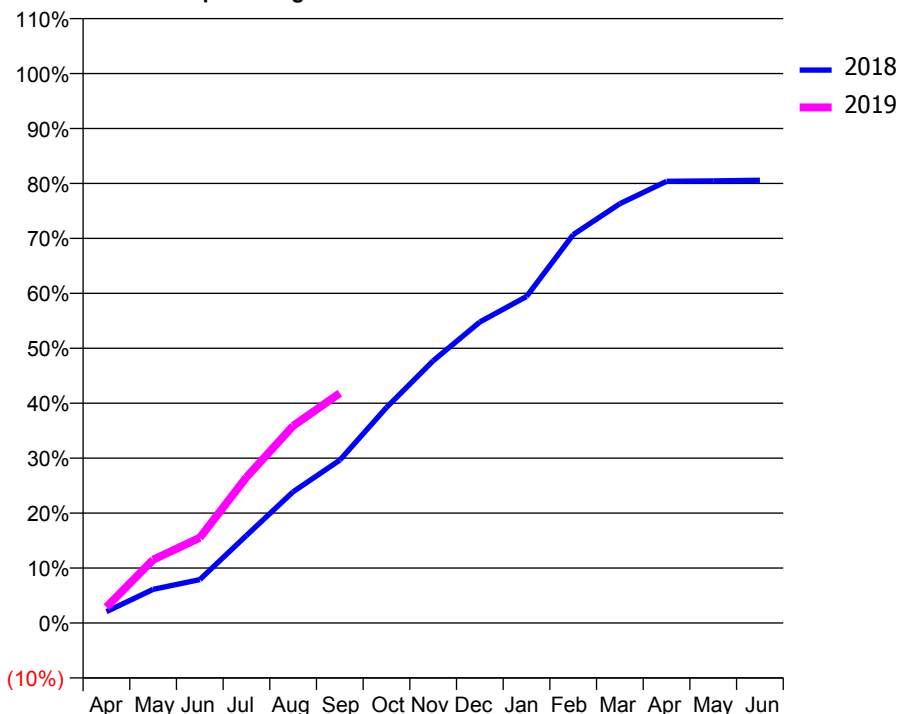
ACCESS*

Patients seen in 24 months	Total	Change since previous quarter
Quarter ending September 2017	5,976	
Quarter ending December 2017	5,918	→
Quarter ending March 2018	5,849	↓
Quarter ending June 2018	5,775	↓
Quarter ending September 2018	5,887	→
Variance since September 2017	(1.5%)	↓



ACTIVITY

Cumulative percentage of contracted UDA delivered 2018 & 2019



Month	Adjusted Scheduled Activity (UDA)	
	2018	2019
April	441	615
May	1,295	2,437
June	1,669	3,286
July	3,373	5,614
August	5,053	7,593
September	6,269	8,848
October	8,297	
November	10,098	
December	11,589	
January	12,572	
February	14,953	
March	16,146	
April	17,006	
May	17,025	
June	17,046	

QUALITY

	Quantity	Base Number	Contract	AT	Region	England
% of FP17s for the same patient ID Re-attending within 3 months - Children	77	1,263	6.1%	11.2%	12.2%	11.6%
% of FP17s for the same patient ID Re-attending within 3 months - Adults	218	2,446	8.9%	16.6%	15.8%	15.5%
% of FP17s for the same patient ID Re-attending between 3 & 9 months - Children	681	1,263	53.9%	54.6%	60.3%	58.8%
% of FP17s for the same patient ID Re-attending between 3 & 9 months - Adults	1,215	2,446	49.7%	45.2%	53.5%	51.1%
% of FP17s for Band 1 Urgent Courses	121	3,392	3.6%	12.0%	9.1%	9.0%
% of FP17s Relating to Free Repair or Replacements	20	3,392	0.6%	0.9%	1.0%	0.8%
% of FP17s Relating to Continuations	22	3,392	0.6%	1.2%	1.0%	0.9%
% of Patients satisfied with the dentistry they have received	2	2	N/A	91.7%	93.6%	93.3%
% of Patients satisfied with the time they had to wait for an appointment	2	2	N/A	89.5%	89.8%	88.9%

* This is based on patients treated on this contract for their most recent course of treatment. Figures in italics indicate the base number of FP17s or Patient Questionnaire responses are less than 100. N/A is shown where the base number of responses is less than 10 during the period. % is calculated as Quantity/Base number*100

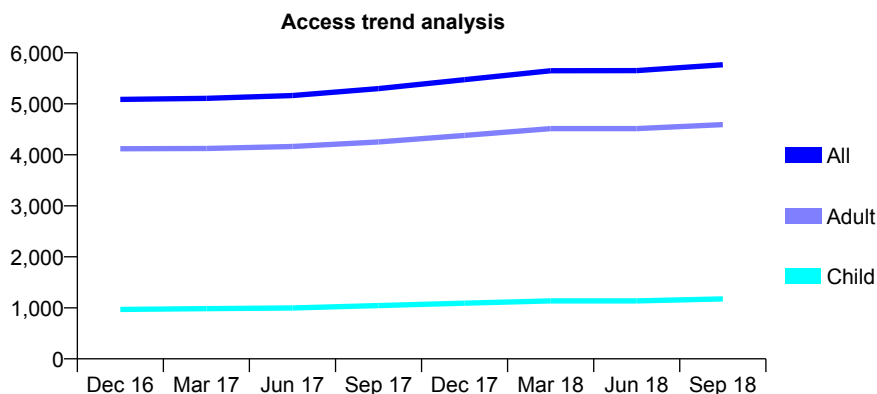
Q48 - Vital Signs At a Glance Contract Report for 131571/0001 - September 2018

Name or company name	Northway Dental Limited
Contract type name	GDS Contract
Purpose of contract	General
Contract start date	01/05/2014
Contract end date	

18/19 Contracted general activity (UDA)	13,869
Carry forward general activity (UDA)	0
18/19 Contracted orthodontic activity (UOA)	0
Carry forward orthodontic activity (UOA)	0
Baseline contract value	£423,295.34

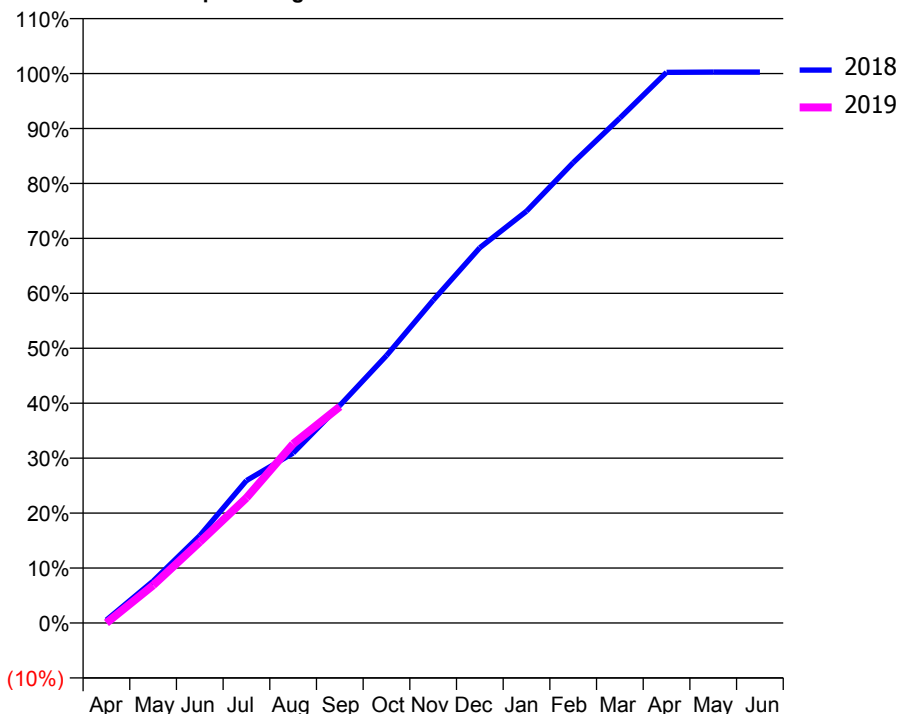
ACCESS*

Patients seen in 24 months	Total	Change since previous quarter
Quarter ending September 2017	5,297	
Quarter ending December 2017	5,472	↑
Quarter ending March 2018	5,649	↑
Quarter ending June 2018	5,651	→
Quarter ending September 2018	5,767	↑
Variance since September 2017	8.9%	↑



ACTIVITY

Cumulative percentage of contracted UDA delivered 2018 & 2019



Month	Adjusted Scheduled Activity (UDA)	
	2018	2019
April	77	0
May	1,059	951
June	2,207	2,044
July	3,598	3,158
August	4,288	4,522
September	5,492	5,460
October	6,751	
November	8,145	
December	9,472	
January	10,396	
February	11,618	
March	12,744	
April	13,897	
May	13,906	
June	13,906	

QUALITY

	Quantity	Base Number	Contract	AT	Region	England
% of FP17s for the same patient ID Re-attending within 3 months - Children	68	895	7.6%	11.2%	12.2%	11.6%
% of FP17s for the same patient ID Re-attending within 3 months - Adults	349	2,599	13.4%	16.6%	15.8%	15.5%
% of FP17s for the same patient ID Re-attending between 3 & 9 months - Children	485	895	54.2%	54.6%	60.3%	58.8%
% of FP17s for the same patient ID Re-attending between 3 & 9 months - Adults	922	2,599	35.5%	45.2%	53.5%	51.1%
% of FP17s for Band 1 Urgent Courses	179	2,241	8.0%	12.0%	9.1%	9.0%
% of FP17s Relating to Free Repair or Replacements	49	2,241	2.2%	0.9%	1.0%	0.8%
% of FP17s Relating to Continuations	52	2,241	2.3%	1.2%	1.0%	0.9%
% of Patients satisfied with the dentistry they have received	1	1	N/A	91.7%	93.6%	93.3%
% of Patients satisfied with the time they had to wait for an appointment	0	1	N/A	89.5%	89.8%	88.9%

* This is based on patients treated on this contract for their most recent course of treatment. Figures in italics indicate the base number of FP17s or Patient Questionnaire responses are less than 100. N/A is shown where the base number of responses is less than 10 during the period. % is calculated as Quantity/Base number*100

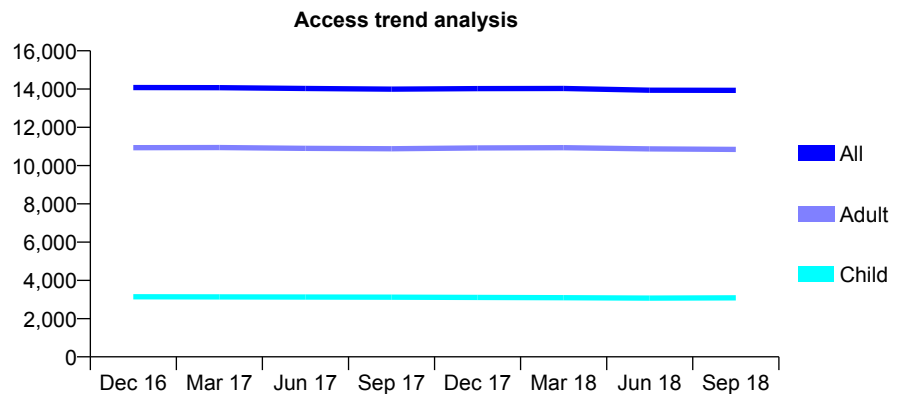
Q48 - Vital Signs At a Glance Contract Report for 131938/0001 - September 2018

Name or company name	Newtown (no 1) Ltd
Contract type name	GDS Contract
Purpose of contract	General
Contract start date	01/04/2009
Contract end date	

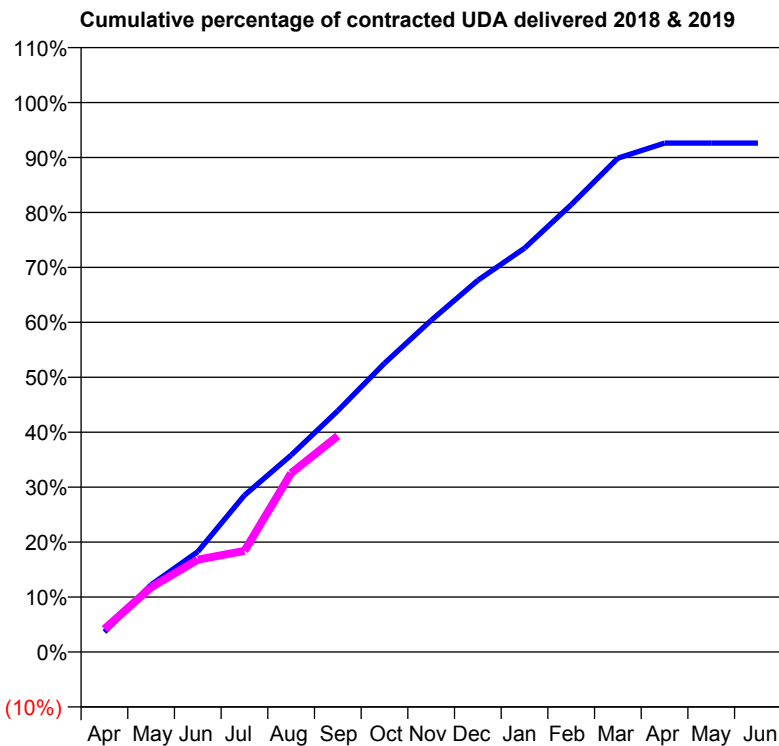
18/19 Contracted general activity (UDA)	49,700
Carry forward general activity (UDA)	0
18/19 Contracted orthodontic activity (UOA)	0
Carry forward orthodontic activity (UOA)	0
Baseline contract value	£1,244,791.71

ACCESS*

Patients seen in 24 months	Total	Change since previous quarter
Quarter ending September 2017	13,998	
Quarter ending December 2017	14,027	→
Quarter ending March 2018	14,031	→
Quarter ending June 2018	13,937	→
Quarter ending September 2018	13,931	→
Variance since September 2017	(0.5%)	→



ACTIVITY



Month	Adjusted Scheduled Activity (UDA)	
	2018	2019
April	1,819	2,086
May	6,082	5,851
June	9,072	8,346
July	14,179	9,154
August	17,802	16,178
September	21,826	19,546
October	26,123	
November	29,995	
December	33,620	
January	36,524	
February	40,458	
March	44,668	
April	46,025	
May	46,032	
June	46,034	

QUALITY

	Quantity	Base Number	Contract	AT	Region	England
% of FP17s for the same patient ID Re-attending within 3 months - Children	288	3,241	8.9%	11.2%	12.2%	11.6%
% of FP17s for the same patient ID Re-attending within 3 months - Adults	1,062	8,150	13.0%	16.6%	15.8%	15.5%
% of FP17s for the same patient ID Re-attending between 3 & 9 months - Children	2,416	3,241	74.5%	54.6%	60.3%	58.8%
% of FP17s for the same patient ID Re-attending between 3 & 9 months - Adults	5,170	8,150	63.4%	45.2%	53.5%	51.1%
% of FP17s for Band 1 Urgent Courses	512	10,700	4.8%	12.0%	9.1%	9.0%
% of FP17s Relating to Free Repair or Replacements	170	10,700	1.6%	0.9%	1.0%	0.8%
% of FP17s Relating to Continuations	131	10,700	1.2%	1.2%	1.0%	0.9%
% of Patients satisfied with the dentistry they have received	12	12	100.0%	91.7%	93.6%	93.3%
% of Patients satisfied with the time they had to wait for an appointment	12	12	100.0%	89.5%	89.8%	88.9%

* This is based on patients treated on this contract for their most recent course of treatment. Figures in italics indicate the base number of FP17s or Patient Questionnaire responses are less than 100. N/A is shown where the base number of responses is less than 10 during the period. % is calculated as Quantity/Base number*100

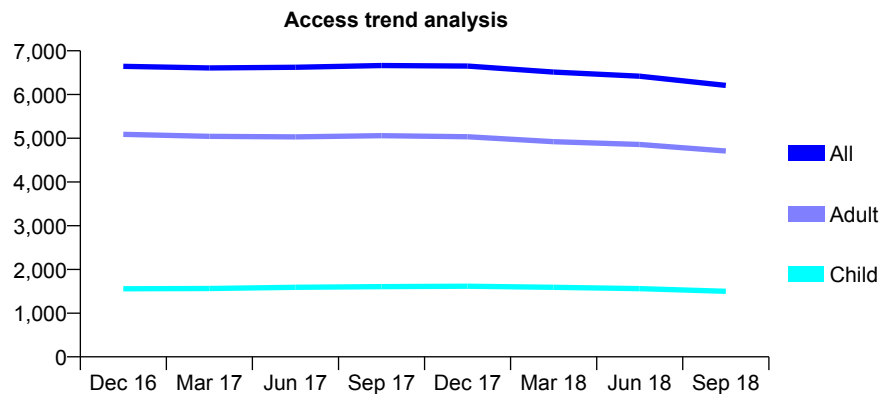
Q48 - Vital Signs At a Glance Contract Report for 136395/0001 - September 2018

Name or company name	Victoria Square Smile Centre Ltd
Contract type name	GDS Contract
Purpose of contract	General
Contract start date	01/05/2010
Contract end date	

18/19 Contracted general activity (UDA)	22,500
Carry forward general activity (UDA)	0
18/19 Contracted orthodontic activity (UOA)	0
Carry forward orthodontic activity (UOA)	0
Baseline contract value	£520,875.00

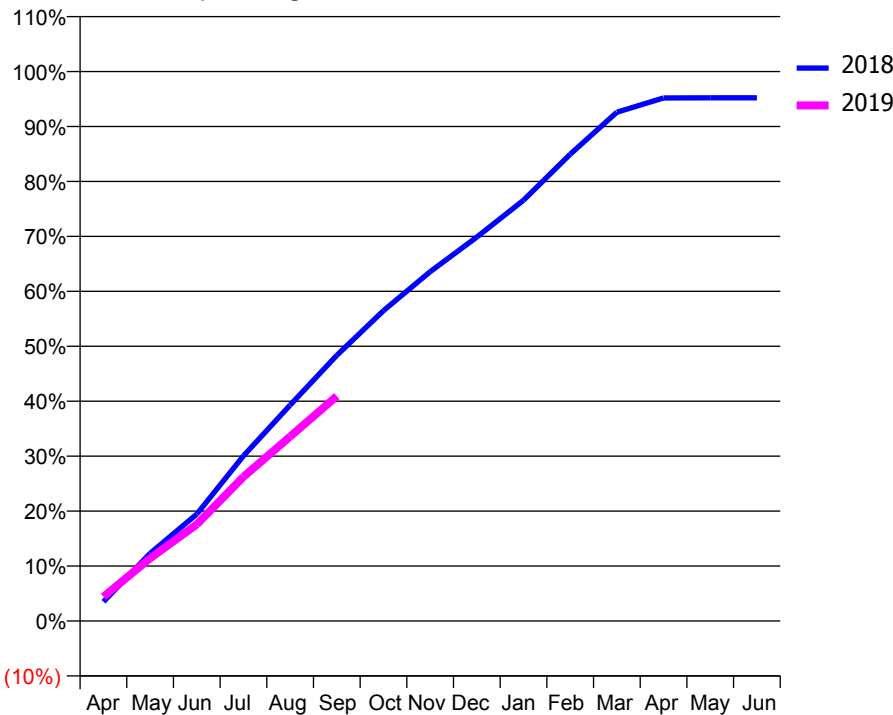
ACCESS*

Patients seen in 24 months	Total	Change since previous quarter
Quarter ending September 2017	6,664	
Quarter ending December 2017	6,650	→
Quarter ending March 2018	6,512	↓
Quarter ending June 2018	6,418	↓
Quarter ending September 2018	6,209	↓
Variance since September 2017	(6.8%)	↓



ACTIVITY

Cumulative percentage of contracted UDA delivered 2018 & 2019



Month	Adjusted Scheduled Activity (UDA)	
	2018	2019
April	788	989
May	2,770	2,571
June	4,376	3,957
July	6,760	5,908
August	8,842	7,556
September	10,877	9,207
October	12,707	
November	14,302	
December	15,721	
January	17,227	
February	19,114	
March	20,831	
April	21,419	
May	21,422	
June	21,423	

QUALITY

	Quantity	Base Number	Contract	AT	Region	England
% of FP17s for the same patient ID Re-attending within 3 months - Children	80	957	8.4%	11.2%	12.2%	11.6%
% of FP17s for the same patient ID Re-attending within 3 months - Adults	281	2,428	11.6%	16.6%	15.8%	15.5%
% of FP17s for the same patient ID Re-attending between 3 & 9 months - Children	488	957	51.0%	54.6%	60.3%	58.8%
% of FP17s for the same patient ID Re-attending between 3 & 9 months - Adults	950	2,428	39.1%	45.2%	53.5%	51.1%
% of FP17s for Band 1 Urgent Courses	174	3,160	5.5%	12.0%	9.1%	9.0%
% of FP17s Relating to Free Repair or Replacements	16	3,160	0.5%	0.9%	1.0%	0.8%
% of FP17s Relating to Continuations	82	3,160	2.6%	1.2%	1.0%	0.9%
% of Patients satisfied with the dentistry they have received	3	3	N/A	91.7%	93.6%	93.3%
% of Patients satisfied with the time they had to wait for an appointment	3	3	N/A	89.5%	89.8%	88.9%

* This is based on patients treated on this contract for their most recent course of treatment. Figures in italics indicate the base number of FP17s or Patient Questionnaire responses are less than 100. N/A is shown where the base number of responses is less than 10 during the period. % is calculated as Quantity/Base number*100

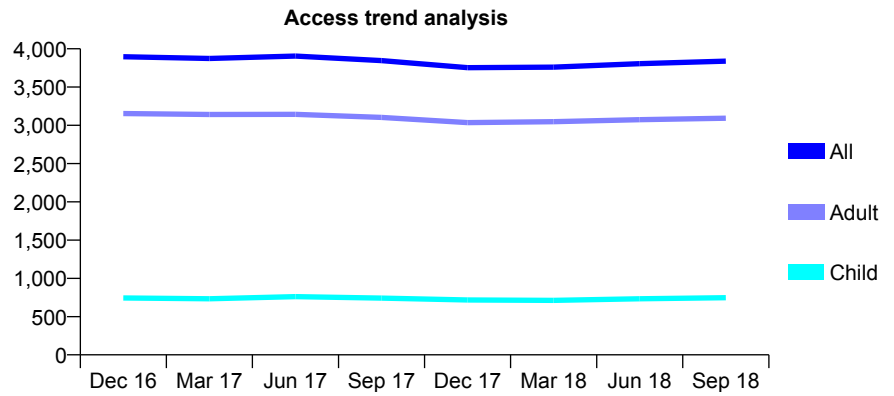
Q48 - Vital Signs At a Glance Contract Report for 136786/0001 - September 2018

Name or company name	Low House Dental Care
Contract type name	GDS Contract
Purpose of contract	General
Contract start date	01/04/2011
Contract end date	

18/19 Contracted general activity (UDA)	17,000
Carry forward general activity (UDA)	0
18/19 Contracted orthodontic activity (UOA)	0
Carry forward orthodontic activity (UOA)	0
Baseline contract value	£425,092.89

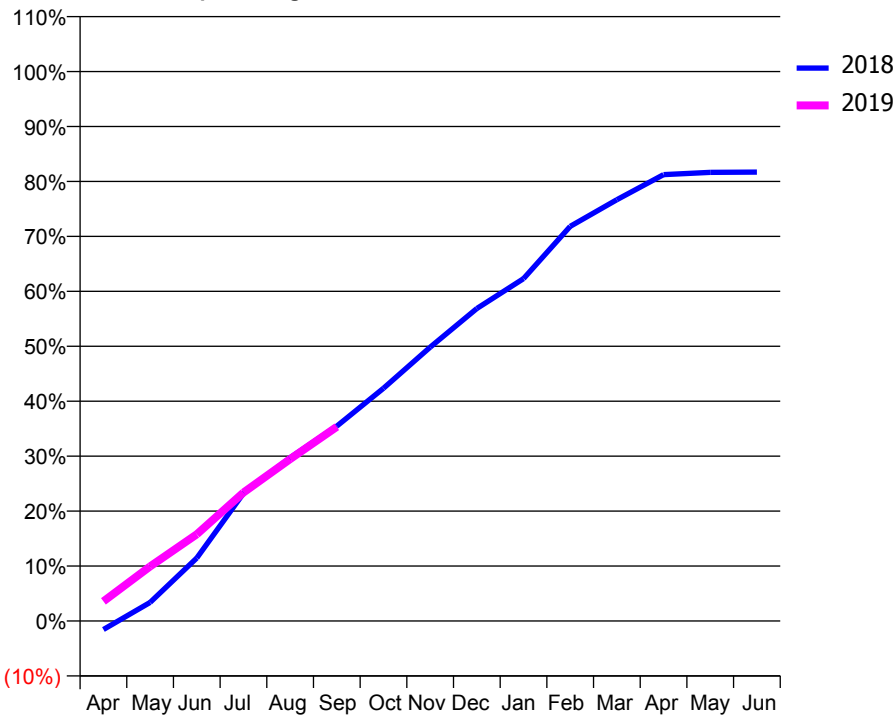
ACCESS*

Patients seen in 24 months	Total	Change since previous quarter
Quarter ending September 2017	3,845	
Quarter ending December 2017	3,754	↓
Quarter ending March 2018	3,760	→
Quarter ending June 2018	3,806	→
Quarter ending September 2018	3,839	→
Variance since September 2017	(0.2%)	→



ACTIVITY

Cumulative percentage of contracted UDA delivered 2018 & 2019



Month	Adjusted Scheduled Activity (UDA)	
	2018	2019
April	-267	607
May	576	1,688
June	1,949	2,683
July	3,951	3,973
August	5,053	5,010
September	6,028	6,009
October	7,201	
November	8,470	
December	9,668	
January	10,593	
February	12,208	
March	13,035	
April	13,809	
May	13,881	
June	13,887	

QUALITY

	Quantity	Base Number	Contract	AT	Region	England
% of FP17s for the same patient ID Re-attending within 3 months - Children	32	543	5.9%	11.2%	12.2%	11.6%
% of FP17s for the same patient ID Re-attending within 3 months - Adults	209	2,073	10.1%	16.6%	15.8%	15.5%
% of FP17s for the same patient ID Re-attending between 3 & 9 months - Children	265	543	48.8%	54.6%	60.3%	58.8%
% of FP17s for the same patient ID Re-attending between 3 & 9 months - Adults	1,072	2,073	51.7%	45.2%	53.5%	51.1%
% of FP17s for Band 1 Urgent Courses	65	2,327	2.8%	12.0%	9.1%	9.0%
% of FP17s Relating to Free Repair or Replacements	16	2,327	0.7%	0.9%	1.0%	0.8%
% of FP17s Relating to Continuations	19	2,327	0.8%	1.2%	1.0%	0.9%
% of Patients satisfied with the dentistry they have received	11	11	100.0%	91.7%	93.6%	93.3%
% of Patients satisfied with the time they had to wait for an appointment	11	11	100.0%	89.5%	89.8%	88.9%

* This is based on patients treated on this contract for their most recent course of treatment. Figures in italics indicate the base number of FP17s or Patient Questionnaire responses are less than 100. N/A is shown where the base number of responses is less than 10 during the period. % is calculated as Quantity/Base number*100

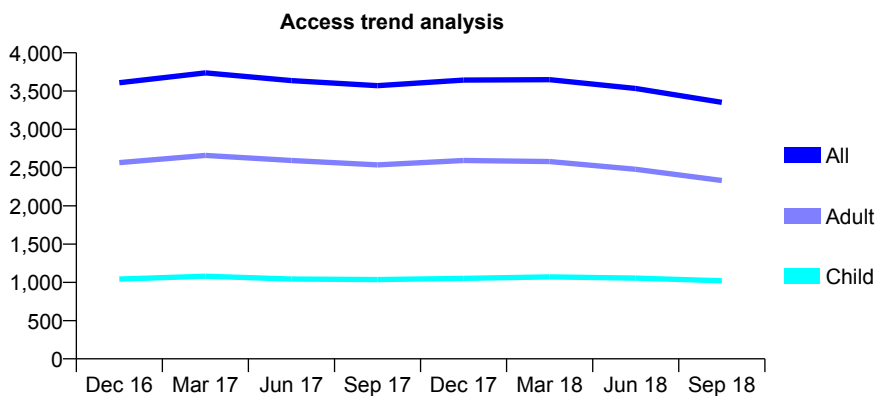
Q48 - Vital Signs At a Glance Contract Report for 137847/0001 - September 2018

Name or company name	North Huyton Dental Practice
Contract type name	GDS Contract
Purpose of contract	General
Contract start date	01/03/2013
Contract end date	

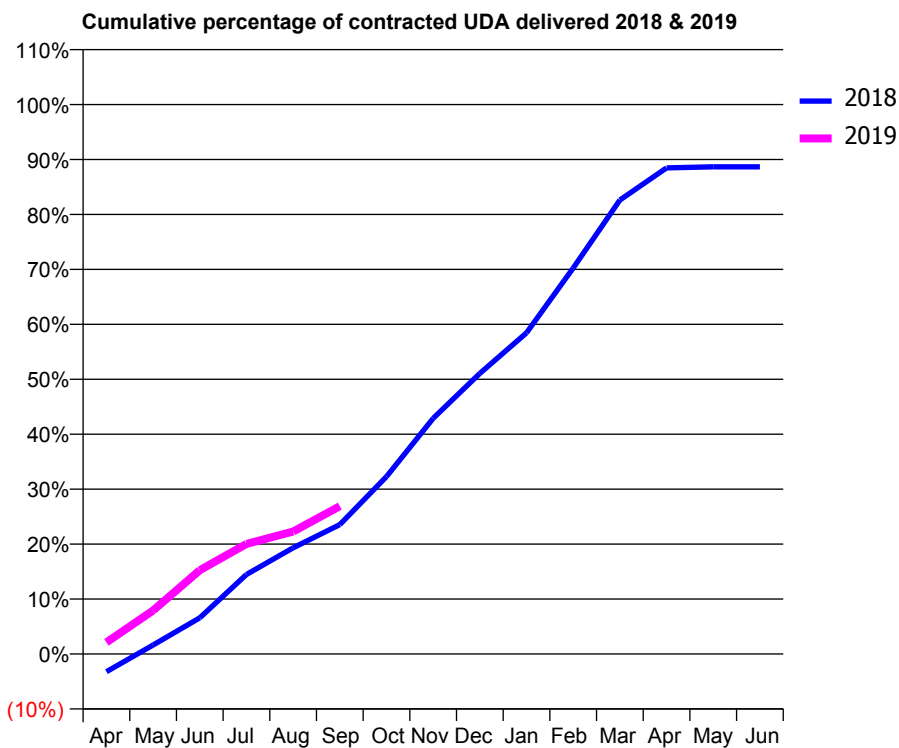
18/19 Contracted general activity (UDA)	13,000
Carry forward general activity (UDA)	0
18/19 Contracted orthodontic activity (UOA)	0
Carry forward orthodontic activity (UOA)	0
Baseline contract value	£336,096.45

ACCESS*

Patients seen in 24 months	Total	Change since previous quarter
Quarter ending September 2017	3,571	
Quarter ending December 2017	3,644	↑
Quarter ending March 2018	3,649	→
Quarter ending June 2018	3,534	↓
Quarter ending September 2018	3,352	↓
Variance since September 2017	(6.1%)	↓



ACTIVITY



Adjusted Scheduled Activity (UDA)		
Month	2018	2019
April	-421	275
May	212	1,031
June	856	1,983
July	1,880	2,605
August	2,514	2,899
September	3,060	3,498
October	4,199	
November	5,577	
December	6,640	
January	7,599	
February	9,130	
March	10,739	
April	11,500	
May	11,527	
June	11,527	

QUALITY

	Quantity	Base Number	Contract	AT	Region	England
% of FP17s for the same patient ID Re-attending within 3 months - Children	57	452	12.6%	11.2%	12.2%	11.6%
% of FP17s for the same patient ID Re-attending within 3 months - Adults	231	980	23.6%	16.6%	15.8%	15.5%
% of FP17s for the same patient ID Re-attending between 3 & 9 months - Children	170	452	37.6%	54.6%	60.3%	58.8%
% of FP17s for the same patient ID Re-attending between 3 & 9 months - Adults	374	980	38.2%	45.2%	53.5%	51.1%
% of FP17s for Band 1 Urgent Courses	72	1,216	5.9%	12.0%	9.1%	9.0%
% of FP17s Relating to Free Repair or Replacements	22	1,216	1.8%	0.9%	1.0%	0.8%
% of FP17s Relating to Continuations	19	1,216	1.6%	1.2%	1.0%	0.9%
% of Patients satisfied with the dentistry they have received	1	2	N/A	91.7%	93.6%	93.3%
% of Patients satisfied with the time they had to wait for an appointment	1	2	N/A	89.5%	89.8%	88.9%

* This is based on patients treated on this contract for their most recent course of treatment. Figures in italics indicate the base number of FP17s or Patient Questionnaire responses are less than 100. N/A is shown where the base number of responses is less than 10 during the period. % is calculated as Quantity/Base number*100

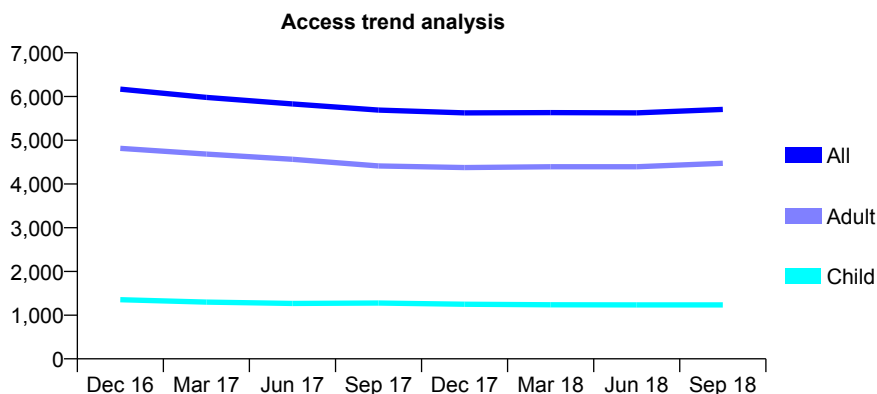
Q48 - Vital Signs At a Glance Contract Report for 138568/0001 - September 2018

Name or company name	Farnworth Dental
Contract type name	GDS Contract
Purpose of contract	General
Contract start date	01/05/2014
Contract end date	

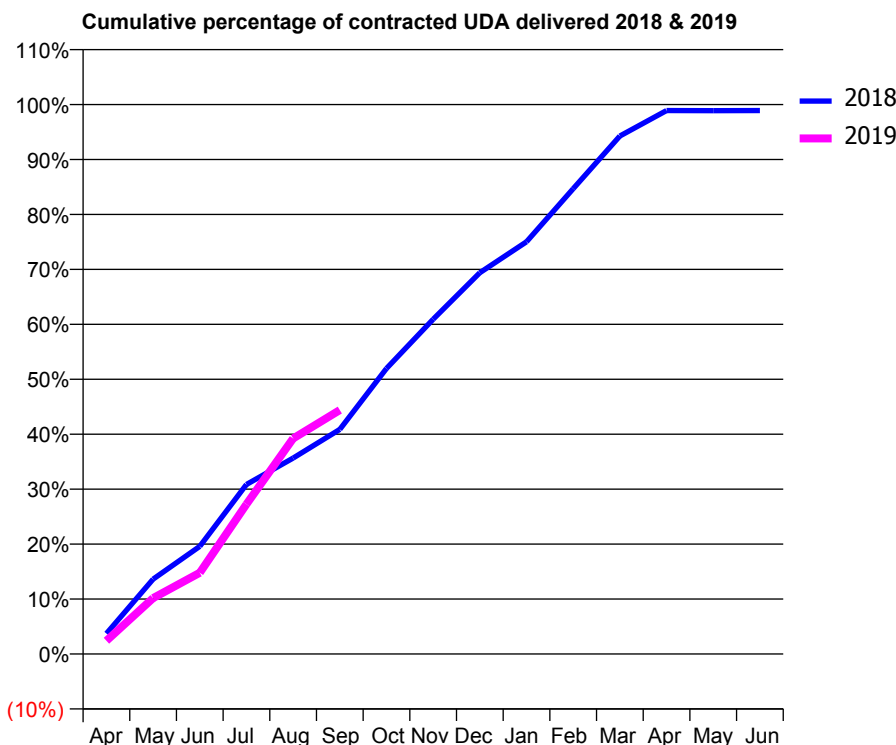
18/19 Contracted general activity (UDA)	17,598
Carry forward general activity (UDA)	193
18/19 Contracted orthodontic activity (UOA)	0
Carry forward orthodontic activity (UOA)	0
Baseline contract value	£515,398.84

ACCESS*

Patients seen in 24 months	Total	Change since previous quarter
Quarter ending September 2017	5,690	
Quarter ending December 2017	5,626	↓
Quarter ending March 2018	5,631	→
Quarter ending June 2018	5,626	→
Quarter ending September 2018	5,705	→
Variance since September 2017	0.3%	→



ACTIVITY



Month	Adjusted Scheduled Activity (UDA)	
	2018	2019
April	657	424
May	2,397	1,792
June	3,450	2,603
July	5,430	4,797
August	6,277	6,901
September	7,195	7,813
October	9,144	
November	10,721	
December	12,211	
January	13,201	
February	14,901	
March	16,590	
April	17,404	
May	17,402	
June	17,405	

QUALITY

	Quantity	Base Number	Contract	AT	Region	England
% of FP17s for the same patient ID Re-attending within 3 months - Children	104	985	10.6%	11.2%	12.2%	11.6%
% of FP17s for the same patient ID Re-attending within 3 months - Adults	417	3,341	12.5%	16.6%	15.8%	15.5%
% of FP17s for the same patient ID Re-attending between 3 & 9 months - Children	616	985	62.5%	54.6%	60.3%	58.8%
% of FP17s for the same patient ID Re-attending between 3 & 9 months - Adults	2,007	3,341	60.1%	45.2%	53.5%	51.1%
% of FP17s for Band 1 Urgent Courses	137	3,967	3.5%	12.0%	9.1%	9.0%
% of FP17s Relating to Free Repair or Replacements	39	3,967	1.0%	0.9%	1.0%	0.8%
% of FP17s Relating to Continuations	41	3,967	1.0%	1.2%	1.0%	0.9%
% of Patients satisfied with the dentistry they have received	12	15	80.0%	91.7%	93.6%	93.3%
% of Patients satisfied with the time they had to wait for an appointment	14	15	93.3%	89.5%	89.8%	88.9%

* This is based on patients treated on this contract for their most recent course of treatment. Figures in italics indicate the base number of FP17s or Patient Questionnaire responses are less than 100. N/A is shown where the base number of responses is less than 10 during the period. % is calculated as Quantity/Base number*100

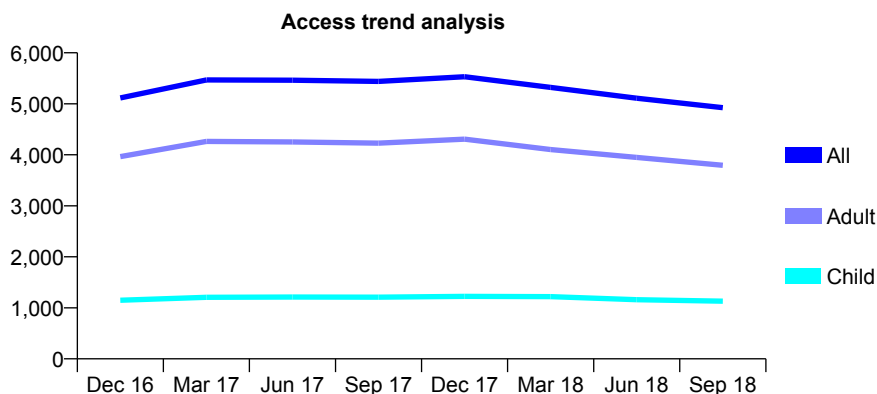
Q48 - Vital Signs At a Glance Contract Report for 139394/0001 - September 2018

Name or company name	Garston Dental Surgery
Contract type name	GDS Contract
Purpose of contract	General
Contract start date	02/07/2012
Contract end date	

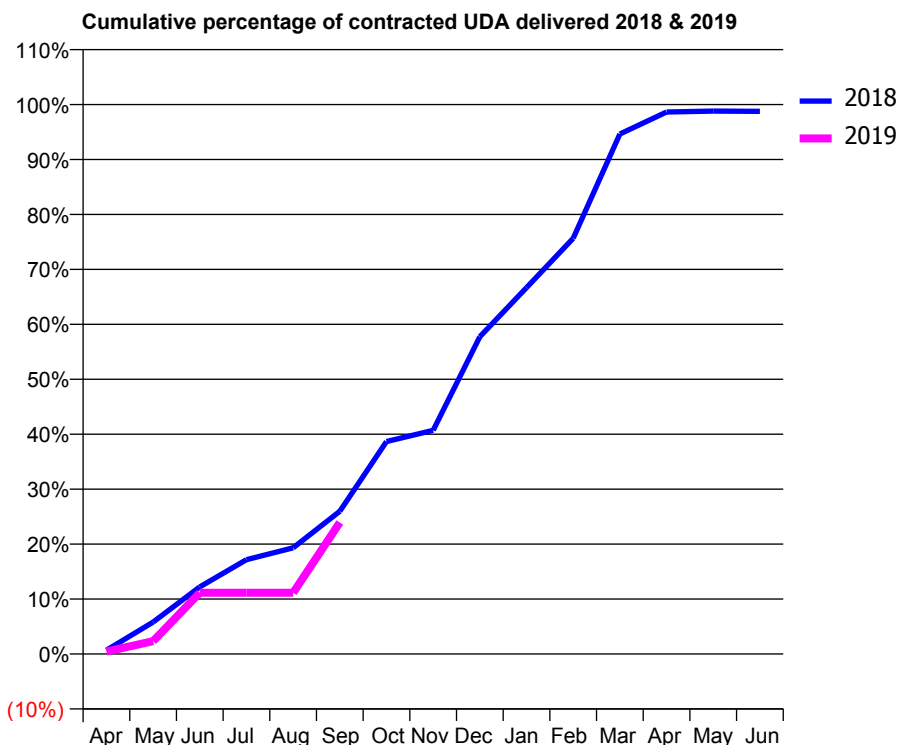
18/19 Contracted general activity (UDA)	19,133
Carry forward general activity (UDA)	240
18/19 Contracted orthodontic activity (UOA)	0
Carry forward orthodontic activity (UOA)	0
Baseline contract value	£493,650.41

ACCESS*

Patients seen in 24 months	Total	Change since previous quarter
Quarter ending September 2017	5,438	
Quarter ending December 2017	5,532	→
Quarter ending March 2018	5,321	↓
Quarter ending June 2018	5,110	↓
Quarter ending September 2018	4,925	↓
Variance since September 2017	(9.4%)	↓



ACTIVITY



Month	Adjusted Scheduled Activity (UDA)	
	2018	2019
April	131	84
May	1,113	447
June	2,337	2,135
July	3,284	2,135
August	3,700	2,135
September	4,969	4,582
October	7,397	
November	7,789	
December	11,048	
January	12,759	
February	14,475	
March	18,105	
April	18,872	
May	18,906	
June	18,893	

QUALITY

	Quantity	Base Number	Contract	AT	Region	England
% of FP17s for the same patient ID Re-attending within 3 months - Children	64	722	8.9%	11.2%	12.2%	11.6%
% of FP17s for the same patient ID Re-attending within 3 months - Adults	314	1,975	15.9%	16.6%	15.8%	15.5%
% of FP17s for the same patient ID Re-attending between 3 & 9 months - Children	387	722	53.6%	54.6%	60.3%	58.8%
% of FP17s for the same patient ID Re-attending between 3 & 9 months - Adults	985	1,975	49.9%	45.2%	53.5%	51.1%
% of FP17s for Band 1 Urgent Courses	317	2,462	12.9%	12.0%	9.1%	9.0%
% of FP17s Relating to Free Repair or Replacements	29	2,462	1.2%	0.9%	1.0%	0.8%
% of FP17s Relating to Continuations	11	2,462	0.4%	1.2%	1.0%	0.9%
% of Patients satisfied with the dentistry they have received	2	2	N/A	91.7%	93.6%	93.3%
% of Patients satisfied with the time they had to wait for an appointment	2	2	N/A	89.5%	89.8%	88.9%

* This is based on patients treated on this contract for their most recent course of treatment. Figures in italics indicate the base number of FP17s or Patient Questionnaire responses are less than 100. N/A is shown where the base number of responses is less than 10 during the period. % is calculated as Quantity/Base number*100

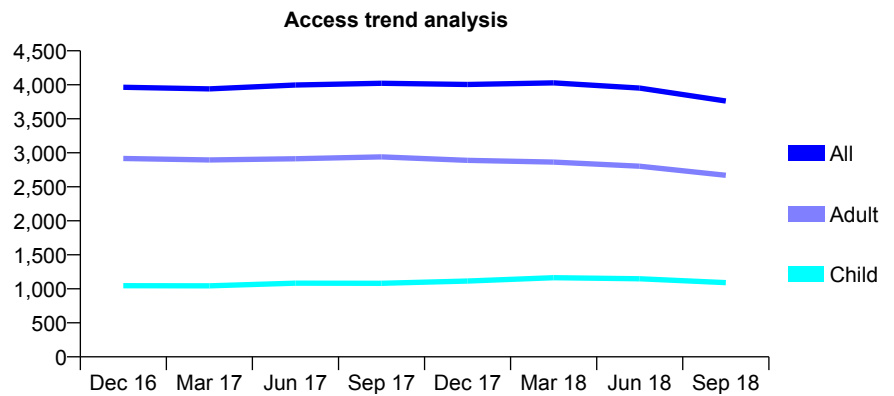
Q48 - Vital Signs At a Glance Contract Report for 140287/0001 - September 2018

Name or company name	Smile Clinic UK Ltd
Contract type name	GDS Contract
Purpose of contract	General
Contract start date	01/10/2009
Contract end date	

18/19 Contracted general activity (UDA)	15,360
Carry forward general activity (UDA)	0
18/19 Contracted orthodontic activity (UOA)	0
Carry forward orthodontic activity (UOA)	0
Baseline contract value	£470,240.44

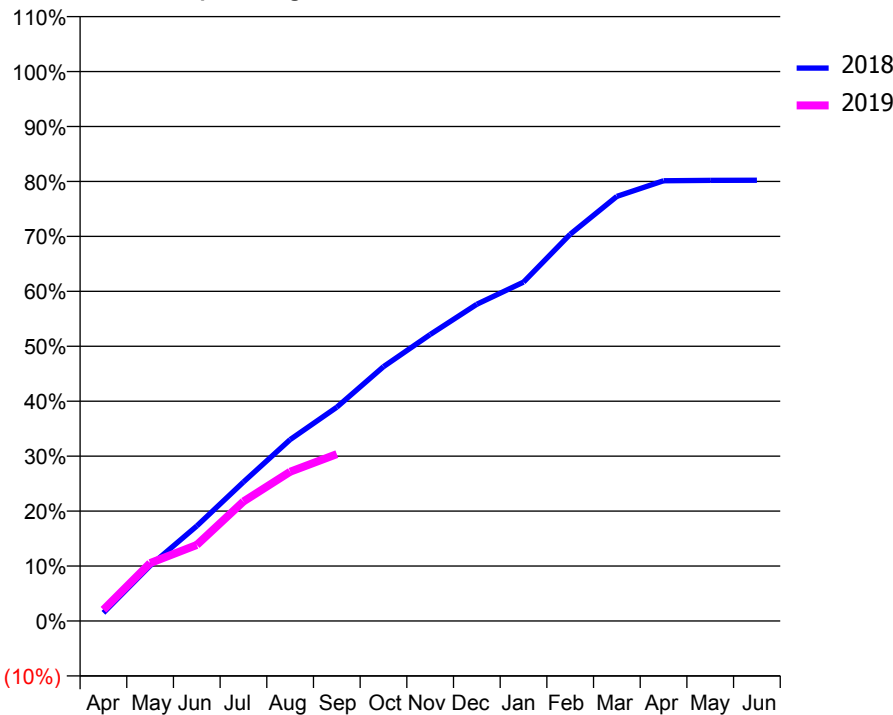
ACCESS*

Patients seen in 24 months	Total	Change since previous quarter
Quarter ending September 2017	4,023	
Quarter ending December 2017	4,004	→
Quarter ending March 2018	4,028	→
Quarter ending June 2018	3,952	↓
Quarter ending September 2018	3,761	↓
Variance since September 2017	(6.5%)	↓



ACTIVITY

Cumulative percentage of contracted UDA delivered 2018 & 2019



Month	Adjusted Scheduled Activity (UDA)	
	2018	2019
April	228	314
May	1,545	1,619
June	2,657	2,125
July	3,886	3,340
August	5,069	4,175
September	5,978	4,666
October	7,111	
November	8,009	
December	8,853	
January	9,475	
February	10,812	
March	11,868	
April	12,304	
May	12,316	
June	12,322	

QUALITY

	Quantity	Base Number	Contract	AT	Region	England
% of FP17s for the same patient ID Re-attending within 3 months - Children	77	695	11.1%	11.2%	12.2%	11.6%
% of FP17s for the same patient ID Re-attending within 3 months - Adults	257	1,415	18.2%	16.6%	15.8%	15.5%
% of FP17s for the same patient ID Re-attending between 3 & 9 months - Children	297	695	42.7%	54.6%	60.3%	58.8%
% of FP17s for the same patient ID Re-attending between 3 & 9 months - Adults	543	1,415	38.4%	45.2%	53.5%	51.1%
% of FP17s for Band 1 Urgent Courses	298	1,924	15.5%	12.0%	9.1%	9.0%
% of FP17s Relating to Free Repair or Replacements	13	1,924	0.7%	0.9%	1.0%	0.8%
% of FP17s Relating to Continuations	49	1,924	2.5%	1.2%	1.0%	0.9%
% of Patients satisfied with the dentistry they have received	0	0	N/A	91.7%	93.6%	93.3%
% of Patients satisfied with the time they had to wait for an appointment	0	0	N/A	89.5%	89.8%	88.9%

* This is based on patients treated on this contract for their most recent course of treatment. Figures in italics indicate the base number of FP17s or Patient Questionnaire responses are less than 100. N/A is shown where the base number of responses is less than 10 during the period. % is calculated as Quantity/Base number*100

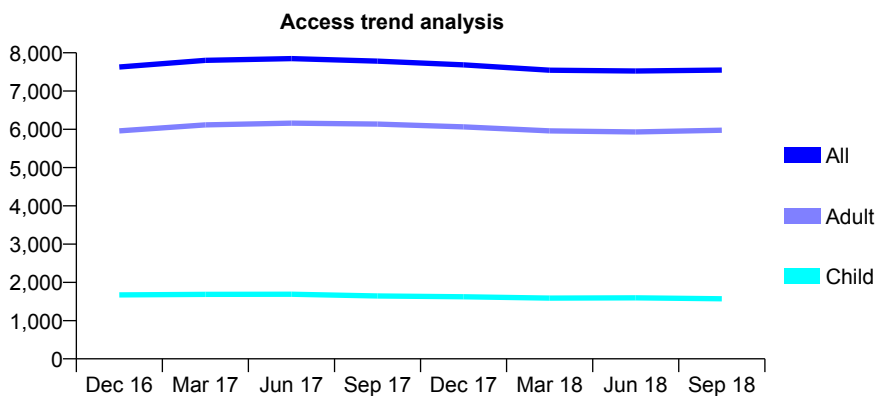
Q48 - Vital Signs At a Glance Contract Report for 141119/0001 - September 2018

Name or company name	Churchtown Dental Practice
Contract type name	GDS Contract
Purpose of contract	General
Contract start date	30/05/2012
Contract end date	

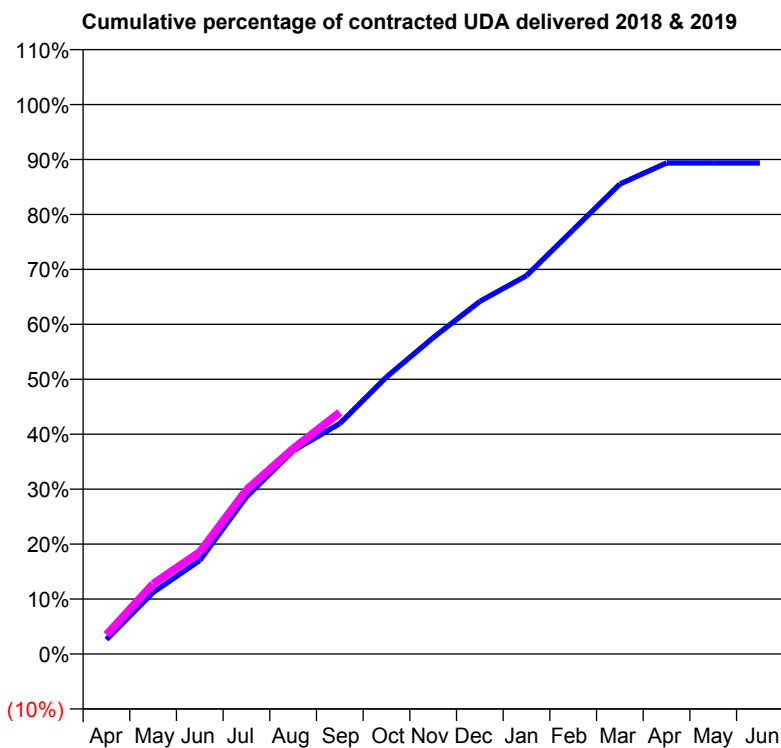
18/19 Contracted general activity (UDA)	23,442
Carry forward general activity (UDA)	0
18/19 Contracted orthodontic activity (UOA)	0
Carry forward orthodontic activity (UOA)	0
Baseline contract value	£720,869.34

ACCESS*

Patients seen in 24 months	Total	Change since previous quarter
Quarter ending September 2017	7,783	
Quarter ending December 2017	7,686	↓
Quarter ending March 2018	7,546	↓
Quarter ending June 2018	7,525	→
Quarter ending September 2018	7,550	→
Variance since September 2017	(3.0%)	↓



ACTIVITY



Month	Adjusted Scheduled Activity (UDA)	
	2018	2019
April	616	820
May	2,632	2,997
June	3,999	4,355
July	6,711	7,004
August	8,670	8,761
September	9,835	10,308
October	11,818	
November	13,494	
December	15,042	
January	16,141	
February	18,100	
March	20,051	
April	20,950	
May	20,949	
June	20,950	

QUALITY

	Quantity	Base Number	Contract	AT	Region	England
% of FP17s for the same patient ID Re-attending within 3 months - Children	124	1,367	9.1%	11.2%	12.2%	11.6%
% of FP17s for the same patient ID Re-attending within 3 months - Adults	739	4,259	17.4%	16.6%	15.8%	15.5%
% of FP17s for the same patient ID Re-attending between 3 & 9 months - Children	867	1,367	63.4%	54.6%	60.3%	58.8%
% of FP17s for the same patient ID Re-attending between 3 & 9 months - Adults	1,620	4,259	38.0%	45.2%	53.5%	51.1%
% of FP17s for Band 1 Urgent Courses	375	5,072	7.4%	12.0%	9.1%	9.0%
% of FP17s Relating to Free Repair or Replacements	92	5,072	1.8%	0.9%	1.0%	0.8%
% of FP17s Relating to Continuations	205	5,072	4.0%	1.2%	1.0%	0.9%
% of Patients satisfied with the dentistry they have received	5	5	N/A	91.7%	93.6%	93.3%
% of Patients satisfied with the time they had to wait for an appointment	4	5	N/A	89.5%	89.8%	88.9%

* This is based on patients treated on this contract for their most recent course of treatment. Figures in italics indicate the base number of FP17s or Patient Questionnaire responses are less than 100. N/A is shown where the base number of responses is less than 10 during the period. % is calculated as Quantity/Base number*100

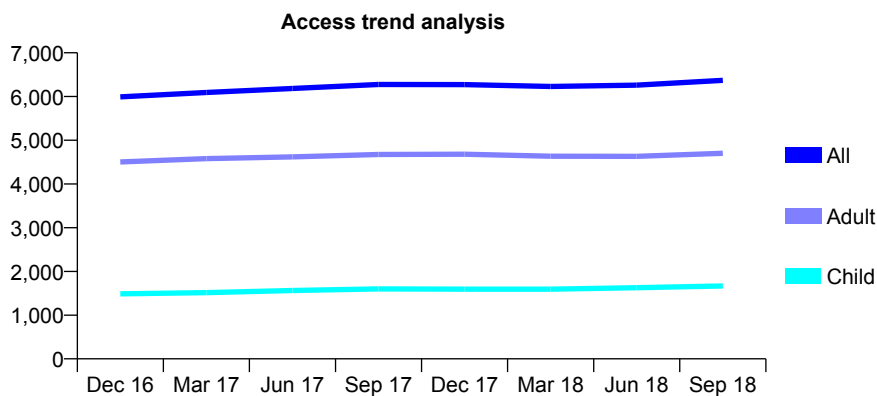
Q48 - Vital Signs At a Glance Contract Report for 141488/0001 - September 2018

Name or company name	Croft Dental Care Ltd
Contract type name	GDS Contract
Purpose of contract	General
Contract start date	01/07/2011
Contract end date	

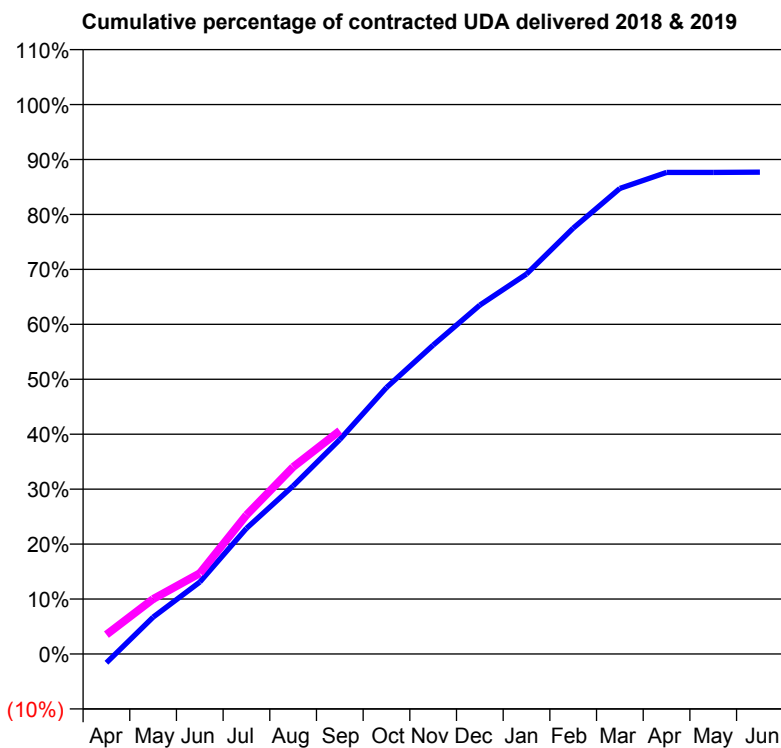
18/19 Contracted general activity (UDA)	28,481
Carry forward general activity (UDA)	0
18/19 Contracted orthodontic activity (UOA)	0
Carry forward orthodontic activity (UOA)	0
Baseline contract value	£758,602.71

ACCESS*

Patients seen in 24 months	Total	Change since previous quarter
Quarter ending September 2017	6,276	
Quarter ending December 2017	6,274	→
Quarter ending March 2018	6,229	→
Quarter ending June 2018	6,260	→
Quarter ending September 2018	6,369	→
Variance since September 2017	1.5%	→



ACTIVITY



Adjusted Scheduled Activity (UDA)		
Month	2018	2019
April	-462	1,005
May	1,913	2,852
June	3,727	4,183
July	6,511	7,208
August	8,712	9,695
September	11,117	11,570
October	13,813	
November	16,008	
December	18,085	
January	19,692	
February	22,073	
March	24,129	
April	24,963	
May	24,962	
June	24,974	

QUALITY

	Quantity	Base Number	Contract	AT	Region	England
% of FP17s for the same patient ID Re-attending within 3 months - Children	201	1,320	15.2%	11.2%	12.2%	11.6%
% of FP17s for the same patient ID Re-attending within 3 months - Adults	548	3,085	17.8%	16.6%	15.8%	15.5%
% of FP17s for the same patient ID Re-attending between 3 & 9 months - Children	670	1,320	50.8%	54.6%	60.3%	58.8%
% of FP17s for the same patient ID Re-attending between 3 & 9 months - Adults	1,406	3,085	45.6%	45.2%	53.5%	51.1%
% of FP17s for Band 1 Urgent Courses	435	4,149	10.5%	12.0%	9.1%	9.0%
% of FP17s Relating to Free Repair or Replacements	34	4,149	0.8%	0.9%	1.0%	0.8%
% of FP17s Relating to Continuations	96	4,149	2.3%	1.2%	1.0%	0.9%
% of Patients satisfied with the dentistry they have received	5	5	N/A	91.7%	93.6%	93.3%
% of Patients satisfied with the time they had to wait for an appointment	5	5	N/A	89.5%	89.8%	88.9%

* This is based on patients treated on this contract for their most recent course of treatment. Figures in italics indicate the base number of FP17s or Patient Questionnaire responses are less than 100. N/A is shown where the base number of responses is less than 10 during the period. % is calculated as Quantity/Base number*100

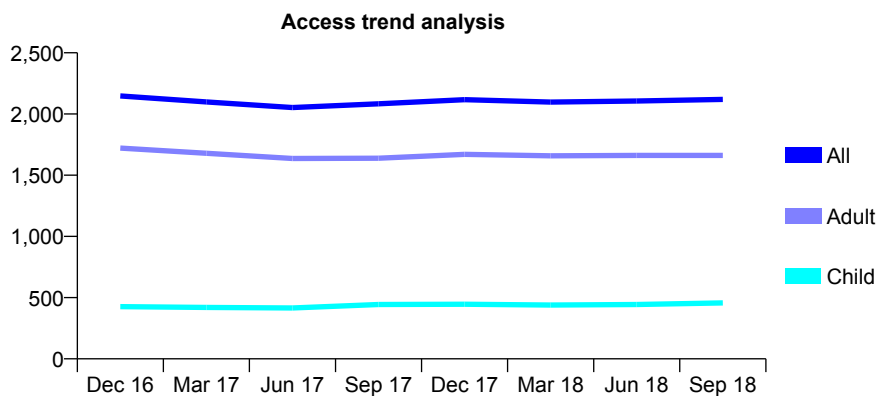
Q48 - Vital Signs At a Glance Contract Report for 142999/0001 - September 2018

Name or company name	Church Road Dental Practice
Contract type name	GDS Contract
Purpose of contract	General
Contract start date	06/07/2011
Contract end date	

18/19 Contracted general activity (UDA)	7,500
Carry forward general activity (UDA)	0
18/19 Contracted orthodontic activity (UOA)	0
Carry forward orthodontic activity (UOA)	0
Baseline contract value	£179,066.60

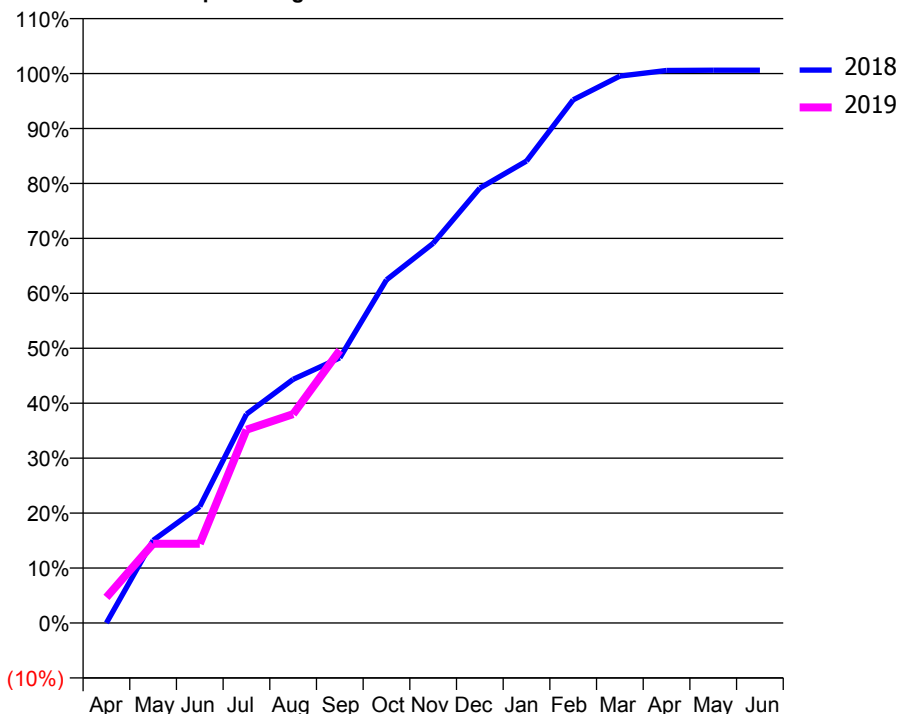
ACCESS*

Patients seen in 24 months	Total	Change since previous quarter
Quarter ending September 2017	2,083	
Quarter ending December 2017	2,117	→
Quarter ending March 2018	2,098	→
Quarter ending June 2018	2,106	→
Quarter ending September 2018	2,119	→
Variance since September 2017	1.7%	→



ACTIVITY

Cumulative percentage of contracted UDA delivered 2018 & 2019



Adjusted Scheduled Activity (UDA)

Month	2018	2019
April	0	351
May	1,128	1,082
June	1,589	1,082
July	2,851	2,638
August	3,327	2,850
September	3,620	3,724
October	4,683	
November	5,182	
December	5,936	
January	6,305	
February	7,141	
March	7,465	
April	7,542	
May	7,545	
June	7,545	

QUALITY

	Quantity	Base Number	Contract	AT	Region	England
% of FP17s for the same patient ID Re-attending within 3 months - Children	27	343	7.9%	11.2%	12.2%	11.6%
% of FP17s for the same patient ID Re-attending within 3 months - Adults	137	1,295	10.6%	16.6%	15.8%	15.5%
% of FP17s for the same patient ID Re-attending between 3 & 9 months - Children	185	343	53.9%	54.6%	60.3%	58.8%
% of FP17s for the same patient ID Re-attending between 3 & 9 months - Adults	876	1,295	67.6%	45.2%	53.5%	51.1%
% of FP17s for Band 1 Urgent Courses	33	1,595	2.1%	12.0%	9.1%	9.0%
% of FP17s Relating to Free Repair or Replacements	9	1,595	0.6%	0.9%	1.0%	0.8%
% of FP17s Relating to Continuations	11	1,595	0.7%	1.2%	1.0%	0.9%
% of Patients satisfied with the dentistry they have received	2	3	N/A	91.7%	93.6%	93.3%
% of Patients satisfied with the time they had to wait for an appointment	3	3	N/A	89.5%	89.8%	88.9%

* This is based on patients treated on this contract for their most recent course of treatment. Figures in italics indicate the base number of FP17s or Patient Questionnaire responses are less than 100. N/A is shown where the base number of responses is less than 10 during the period. % is calculated as Quantity/Base number*100

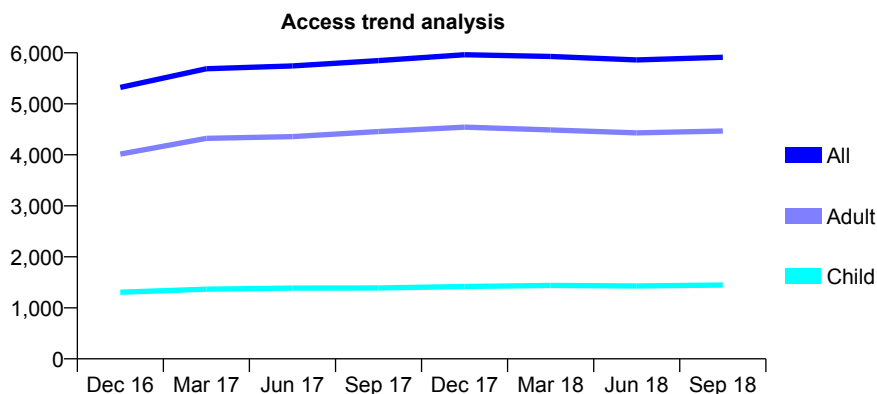
Q48 - Vital Signs At a Glance Contract Report for 143731/0001 - September 2018

Name or company name	P J Burridge Limited
Contract type name	GDS Contract
Purpose of contract	General
Contract start date	01/04/2015
Contract end date	

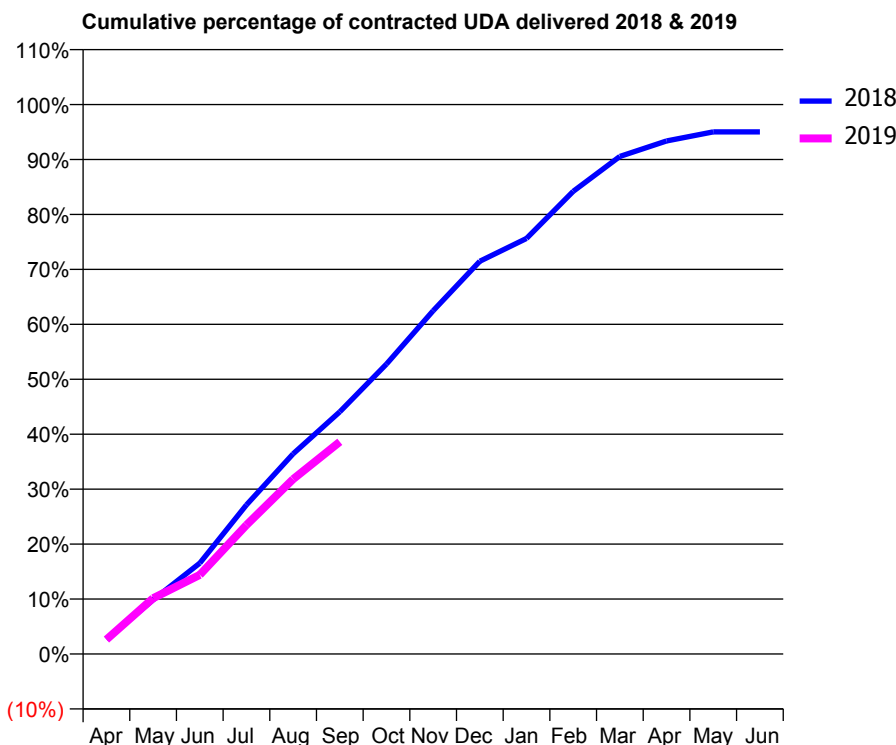
18/19 Contracted general activity (UDA)	16,530
Carry forward general activity (UDA)	0
18/19 Contracted orthodontic activity (UOA)	0
Carry forward orthodontic activity (UOA)	0
Baseline contract value	£524,159.14

ACCESS*

Patients seen in 24 months	Total	Change since previous quarter
Quarter ending September 2017	5,846	
Quarter ending December 2017	5,962	→
Quarter ending March 2018	5,928	→
Quarter ending June 2018	5,860	↓
Quarter ending September 2018	5,913	→
Variance since September 2017	1.1%	→



ACTIVITY



Month	Adjusted Scheduled Activity (UDA)	
	2018	2019
April	446	435
May	1,629	1,679
June	2,732	2,380
July	4,488	3,882
August	6,021	5,259
September	7,288	6,383
October	8,724	
November	10,328	
December	11,816	
January	12,501	
February	13,916	
March	14,968	
April	15,435	
May	15,706	
June	15,706	

QUALITY

	Quantity	Base Number	Contract	AT	Region	England
% of FP17s for the same patient ID Re-attending within 3 months - Children	45	906	5.0%	11.2%	12.2%	11.6%
% of FP17s for the same patient ID Re-attending within 3 months - Adults	319	2,581	12.4%	16.6%	15.8%	15.5%
% of FP17s for the same patient ID Re-attending between 3 & 9 months - Children	423	906	46.7%	54.6%	60.3%	58.8%
% of FP17s for the same patient ID Re-attending between 3 & 9 months - Adults	1,014	2,581	39.3%	45.2%	53.5%	51.1%
% of FP17s for Band 1 Urgent Courses	286	3,155	9.1%	12.0%	9.1%	9.0%
% of FP17s Relating to Free Repair or Replacements	14	3,155	0.4%	0.9%	1.0%	0.8%
% of FP17s Relating to Continuations	60	3,155	1.9%	1.2%	1.0%	0.9%
% of Patients satisfied with the dentistry they have received	8	8	N/A	91.7%	93.6%	93.3%
% of Patients satisfied with the time they had to wait for an appointment	8	8	N/A	89.5%	89.8%	88.9%

* This is based on patients treated on this contract for their most recent course of treatment. Figures in italics indicate the base number of FP17s or Patient Questionnaire responses are less than 100. N/A is shown where the base number of responses is less than 10 during the period. % is calculated as Quantity/Base number*100

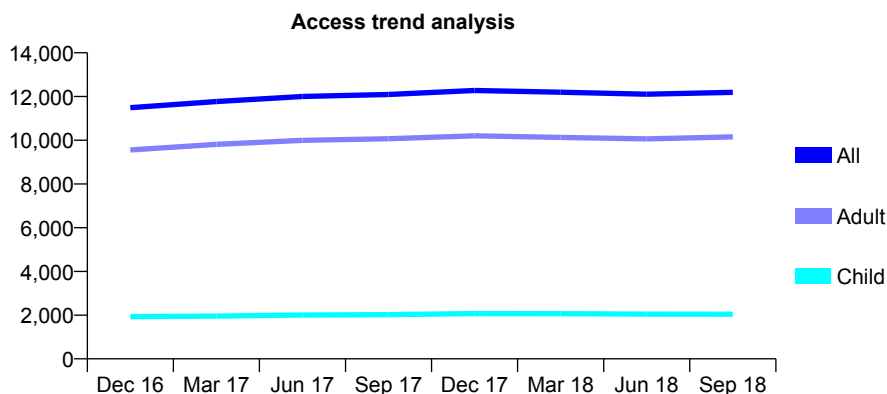
Q48 - Vital Signs At a Glance Contract Report for 145963/0001 - September 2018

Name or company name	Hoghton Street Dental Care Limited
Contract type name	GDS Contract
Purpose of contract	General
Contract start date	01/06/2012
Contract end date	

18/19 Contracted general activity (UDA)	36,616
Carry forward general activity (UDA)	0
18/19 Contracted orthodontic activity (UOA)	0
Carry forward orthodontic activity (UOA)	0
Baseline contract value	£1,188,659.73

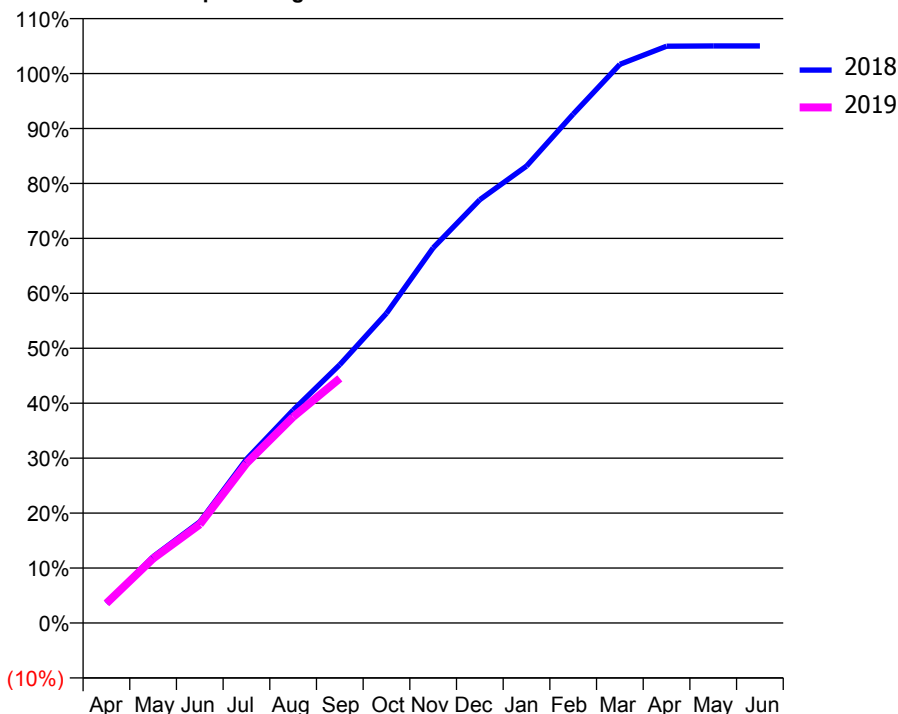
ACCESS*

Patients seen in 24 months	Total	Change since previous quarter
Quarter ending September 2017	12,093	
Quarter ending December 2017	12,275	→
Quarter ending March 2018	12,199	→
Quarter ending June 2018	12,104	→
Quarter ending September 2018	12,193	→
Variance since September 2017	0.8%	→



ACTIVITY

Cumulative percentage of contracted UDA delivered 2018 & 2019



Month	Adjusted Scheduled Activity (UDA)	
	2018	2019
April	1,308	1,308
May	4,422	4,298
June	6,741	6,567
July	10,913	10,638
August	14,188	13,736
September	17,220	16,305
October	20,633	
November	25,000	
December	28,211	
January	30,445	
February	33,909	
March	37,224	
April	38,432	
May	38,453	
June	38,451	

QUALITY

	Quantity	Base Number	Contract	AT	Region	England
% of FP17s for the same patient ID Re-attending within 3 months - Children	238	2,002	11.9%	11.2%	12.2%	11.6%
% of FP17s for the same patient ID Re-attending within 3 months - Adults	1,283	8,283	15.5%	16.6%	15.8%	15.5%
% of FP17s for the same patient ID Re-attending between 3 & 9 months - Children	1,361	2,002	68.0%	54.6%	60.3%	58.8%
% of FP17s for the same patient ID Re-attending between 3 & 9 months - Adults	4,058	8,283	49.0%	45.2%	53.5%	51.1%
% of FP17s for Band 1 Urgent Courses	703	8,831	8.0%	12.0%	9.1%	9.0%
% of FP17s Relating to Free Repair or Replacements	56	8,831	0.6%	0.9%	1.0%	0.8%
% of FP17s Relating to Continuations	52	8,831	0.6%	1.2%	1.0%	0.9%
% of Patients satisfied with the dentistry they have received	10	12	83.3%	91.7%	93.6%	93.3%
% of Patients satisfied with the time they had to wait for an appointment	11	12	91.7%	89.5%	89.8%	88.9%

* This is based on patients treated on this contract for their most recent course of treatment. Figures in italics indicate the base number of FP17s or Patient Questionnaire responses are less than 100. N/A is shown where the base number of responses is less than 10 during the period. % is calculated as Quantity/Base number*100

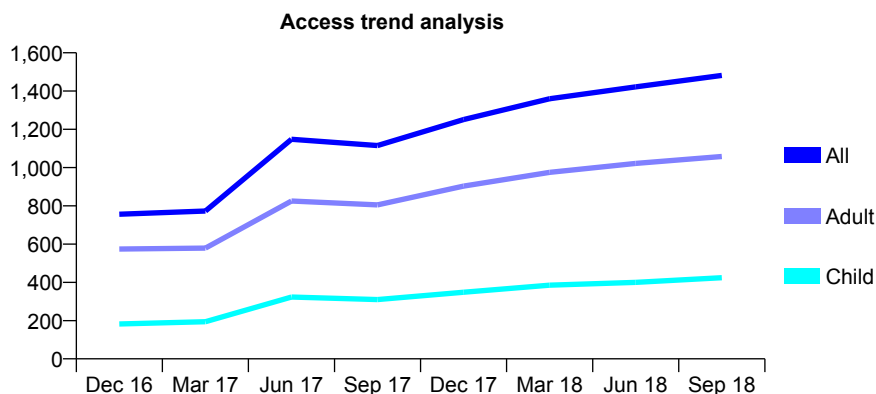
Q48 - Vital Signs At a Glance Contract Report for 146331/0003 - September 2018

Name or company name	Vauxhall Dental Care
Contract type name	PDS Contract
Purpose of contract	General
Contract start date	01/04/2015
Contract end date	31/03/2021

18/19 Contracted general activity (UDA)	5,195
Carry forward general activity (UDA)	0
18/19 Contracted orthodontic activity (UOA)	0
Carry forward orthodontic activity (UOA)	0
Baseline contract value	£522,828.28

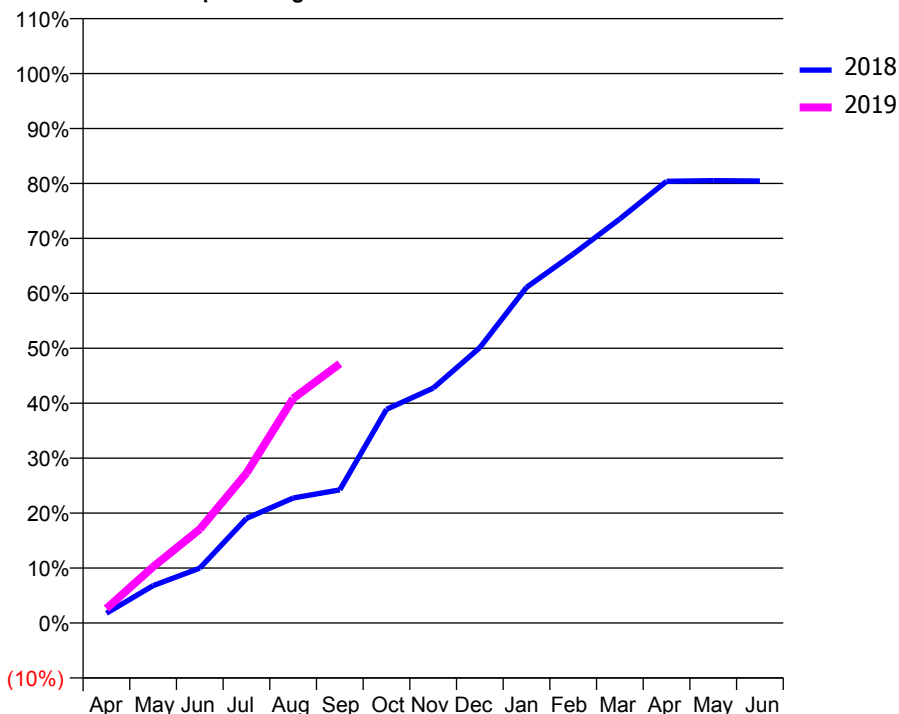
ACCESS*

Patients seen in 24 months	Total	Change since previous quarter
Quarter ending September 2017	1,115	
Quarter ending December 2017	1,251	↑
Quarter ending March 2018	1,360	↑
Quarter ending June 2018	1,422	↑
Quarter ending September 2018	1,482	↑
Variance since September 2017	32.9%	↑



ACTIVITY

Cumulative percentage of contracted UDA delivered 2018 & 2019



Month	Adjusted Scheduled Activity (UDA)	
	2018	2019
April	92	136
May	354	532
June	519	886
July	989	1,416
August	1,182	2,122
September	1,258	2,451
October	2,021	
November	2,221	
December	2,604	
January	3,173	
February	3,487	
March	3,821	
April	4,176	
May	4,182	
June	4,179	

QUALITY

	Quantity	Base Number	Contract	AT	Region	England
% of FP17s for the same patient ID Re-attending within 3 months - Children	39	359	10.9%	11.2%	12.2%	11.6%
% of FP17s for the same patient ID Re-attending within 3 months - Adults	115	780	14.7%	16.6%	15.8%	15.5%
% of FP17s for the same patient ID Re-attending between 3 & 9 months - Children	166	359	46.2%	54.6%	60.3%	58.8%
% of FP17s for the same patient ID Re-attending between 3 & 9 months - Adults	307	780	39.4%	45.2%	53.5%	51.1%
% of FP17s for Band 1 Urgent Courses	88	984	8.9%	12.0%	9.1%	9.0%
% of FP17s Relating to Free Repair or Replacements	7	984	0.7%	0.9%	1.0%	0.8%
% of FP17s Relating to Continuations	6	984	0.6%	1.2%	1.0%	0.9%
% of Patients satisfied with the dentistry they have received	0	1	N/A	91.7%	93.6%	93.3%
% of Patients satisfied with the time they had to wait for an appointment	0	1	N/A	89.5%	89.8%	88.9%

* This is based on patients treated on this contract for their most recent course of treatment. Figures in italics indicate the base number of FP17s or Patient Questionnaire responses are less than 100. N/A is shown where the base number of responses is less than 10 during the period. % is calculated as Quantity/Base number*100

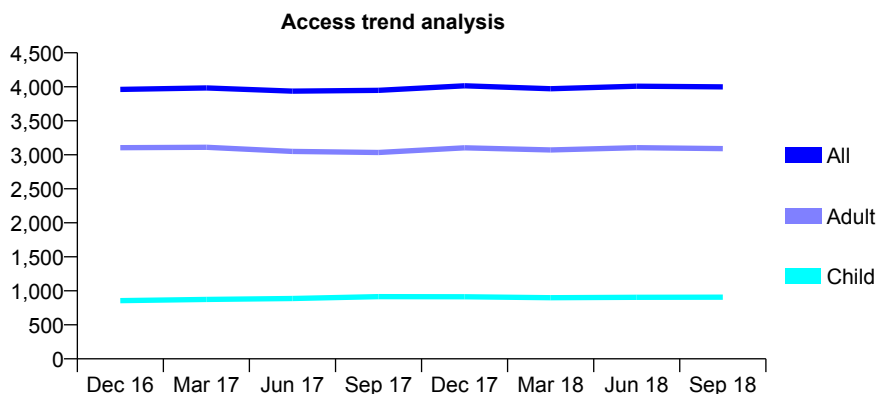
Q48 - Vital Signs At a Glance Contract Report for 147753/0001 - September 2018

Name or company name	Abercromby Health Centre Partnership
Contract type name	GDS Contract
Purpose of contract	General
Contract start date	15/08/2014
Contract end date	

18/19 Contracted general activity (UDA)	13,675
Carry forward general activity (UDA)	0
18/19 Contracted orthodontic activity (UOA)	0
Carry forward orthodontic activity (UOA)	0
Baseline contract value	£422,046.62

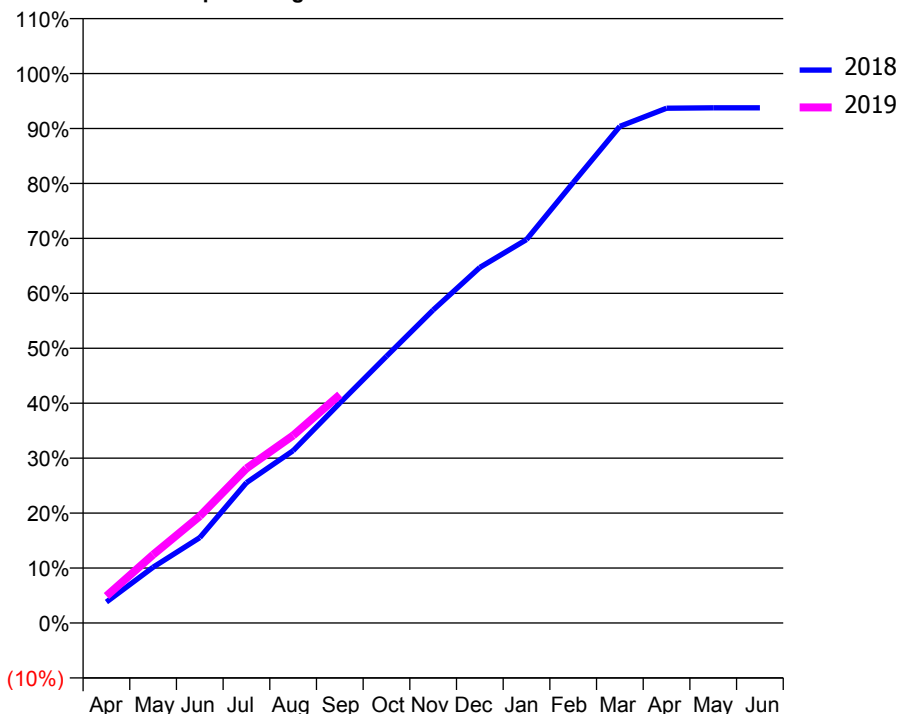
ACCESS*

Patients seen in 24 months	Total	Change since previous quarter
Quarter ending September 2017	3,949	
Quarter ending December 2017	4,014	→
Quarter ending March 2018	3,971	↓
Quarter ending June 2018	4,008	→
Quarter ending September 2018	3,999	→
Variance since September 2017	1.3%	→



ACTIVITY

Cumulative percentage of contracted UDA delivered 2018 & 2019



Month	Adjusted Scheduled Activity (UDA)	
	2018	2019
April	523	671
May	1,389	1,699
June	2,124	2,660
July	3,494	3,849
August	4,288	4,668
September	5,475	5,684
October	6,640	
November	7,790	
December	8,847	
January	9,543	
February	10,959	
March	12,359	
April	12,810	
May	12,819	
June	12,822	

QUALITY

	Quantity	Base Number	Contract	AT	Region	England
% of FP17s for the same patient ID Re-attending within 3 months - Children	48	495	9.7%	11.2%	12.2%	11.6%
% of FP17s for the same patient ID Re-attending within 3 months - Adults	268	1,727	15.5%	16.6%	15.8%	15.5%
% of FP17s for the same patient ID Re-attending between 3 & 9 months - Children	203	495	41.0%	54.6%	60.3%	58.8%
% of FP17s for the same patient ID Re-attending between 3 & 9 months - Adults	592	1,727	34.3%	45.2%	53.5%	51.1%
% of FP17s for Band 1 Urgent Courses	223	2,055	10.9%	12.0%	9.1%	9.0%
% of FP17s Relating to Free Repair or Replacements	11	2,055	0.5%	0.9%	1.0%	0.8%
% of FP17s Relating to Continuations	54	2,055	2.6%	1.2%	1.0%	0.9%
% of Patients satisfied with the dentistry they have received	5	6	N/A	91.7%	93.6%	93.3%
% of Patients satisfied with the time they had to wait for an appointment	4	6	N/A	89.5%	89.8%	88.9%

* This is based on patients treated on this contract for their most recent course of treatment. Figures in italics indicate the base number of FP17s or Patient Questionnaire responses are less than 100. N/A is shown where the base number of responses is less than 10 during the period. % is calculated as Quantity/Base number*100

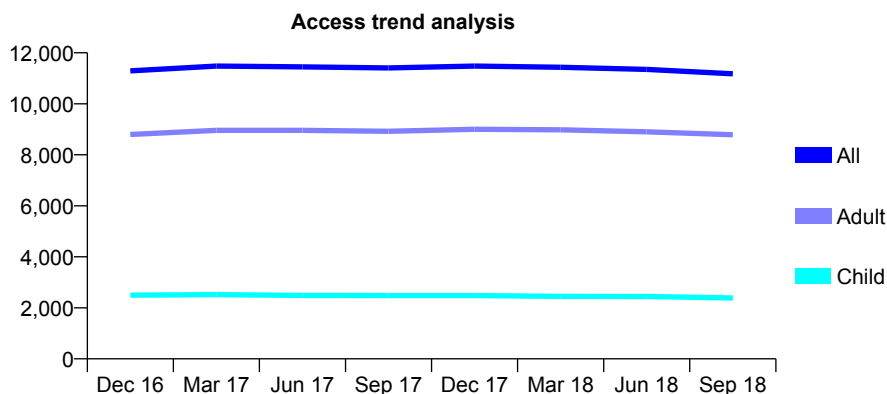
Q48 - Vital Signs At a Glance Contract Report for 148806/0001 - September 2018

Name or company name	The Corner Dental Surgery Ltd
Contract type name	GDS Contract
Purpose of contract	General
Contract start date	01/04/2009
Contract end date	

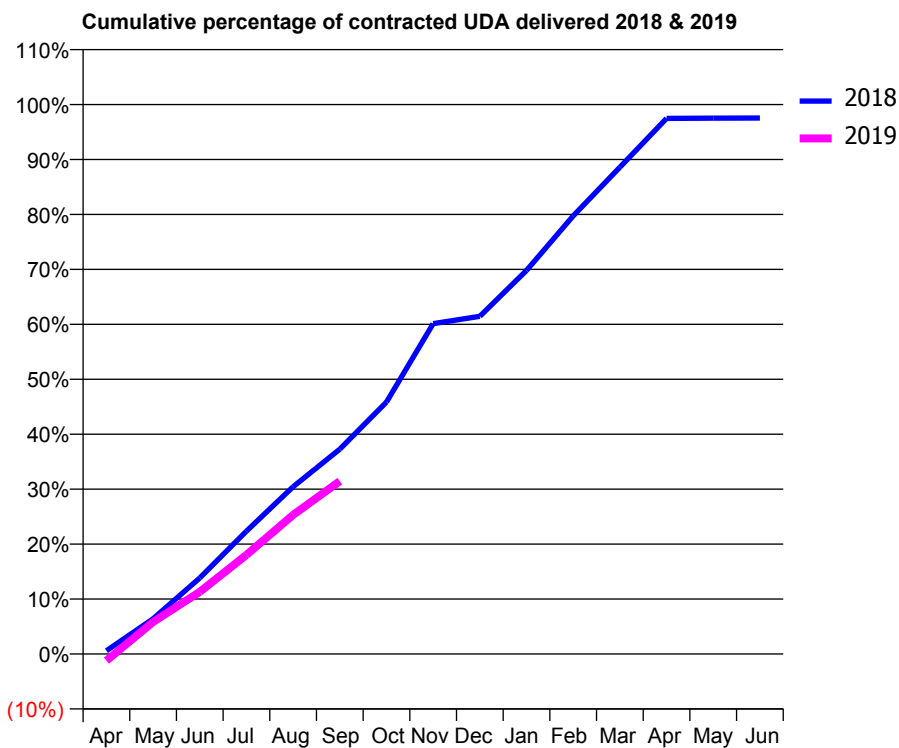
18/19 Contracted general activity (UDA)	42,000
Carry forward general activity (UDA)	1,036
18/19 Contracted orthodontic activity (UOA)	0
Carry forward orthodontic activity (UOA)	0
Baseline contract value	£1,071,450.77

ACCESS*

Patients seen in 24 months	Total	Change since previous quarter
Quarter ending September 2017	11,405	
Quarter ending December 2017	11,482	→
Quarter ending March 2018	11,431	→
Quarter ending June 2018	11,348	→
Quarter ending September 2018	11,178	↓
Variance since September 2017	(2.0%)	↓



ACTIVITY



Month	Adjusted Scheduled Activity (UDA)	
	2018	2019
April	251	-510
May	2,700	2,452
June	5,812	4,757
July	9,396	7,575
August	12,786	10,640
September	15,660	13,214
October	19,257	
November	25,256	
December	25,814	
January	29,316	
February	33,486	
March	37,205	
April	40,934	
May	40,960	
June	40,964	

QUALITY

	Quantity	Base Number	Contract	AT	Region	England
% of FP17s for the same patient ID Re-attending within 3 months - Children	147	2,101	7.0%	11.2%	12.2%	11.6%
% of FP17s for the same patient ID Re-attending within 3 months - Adults	859	6,153	14.0%	16.6%	15.8%	15.5%
% of FP17s for the same patient ID Re-attending between 3 & 9 months - Children	1,496	2,101	71.2%	54.6%	60.3%	58.8%
% of FP17s for the same patient ID Re-attending between 3 & 9 months - Adults	3,525	6,153	57.3%	45.2%	53.5%	51.1%
% of FP17s for Band 1 Urgent Courses	571	6,692	8.5%	12.0%	9.1%	9.0%
% of FP17s Relating to Free Repair or Replacements	51	6,692	0.8%	0.9%	1.0%	0.8%
% of FP17s Relating to Continuations	71	6,692	1.1%	1.2%	1.0%	0.9%
% of Patients satisfied with the dentistry they have received	10	11	90.9%	91.7%	93.6%	93.3%
% of Patients satisfied with the time they had to wait for an appointment	9	11	81.8%	89.5%	89.8%	88.9%

* This is based on patients treated on this contract for their most recent course of treatment. Figures in italics indicate the base number of FP17s or Patient Questionnaire responses are less than 100. N/A is shown where the base number of responses is less than 10 during the period. % is calculated as Quantity/Base number*100

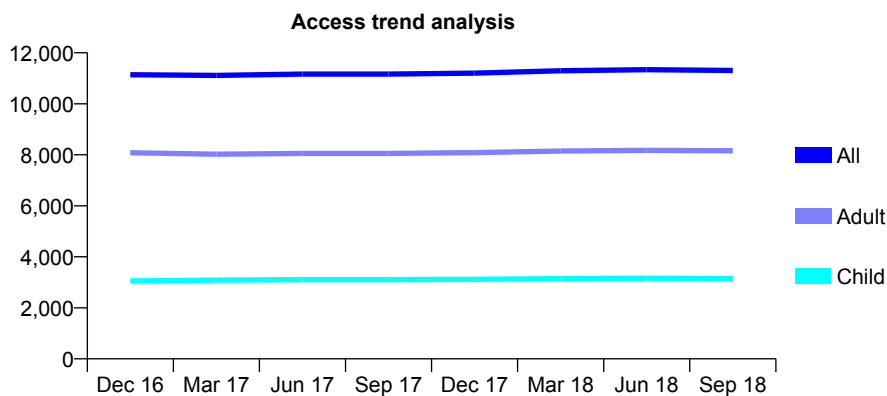
Q48 - Vital Signs At a Glance Contract Report for 149861/0001 - September 2018

Name or company name	Muirhead Dental Practice
Contract type name	GDS Contract
Purpose of contract	General
Contract start date	01/12/2010
Contract end date	

18/19 Contracted general activity (UDA)	34,080
Carry forward general activity (UDA)	945
18/19 Contracted orthodontic activity (UOA)	0
Carry forward orthodontic activity (UOA)	0
Baseline contract value	£879,312.50

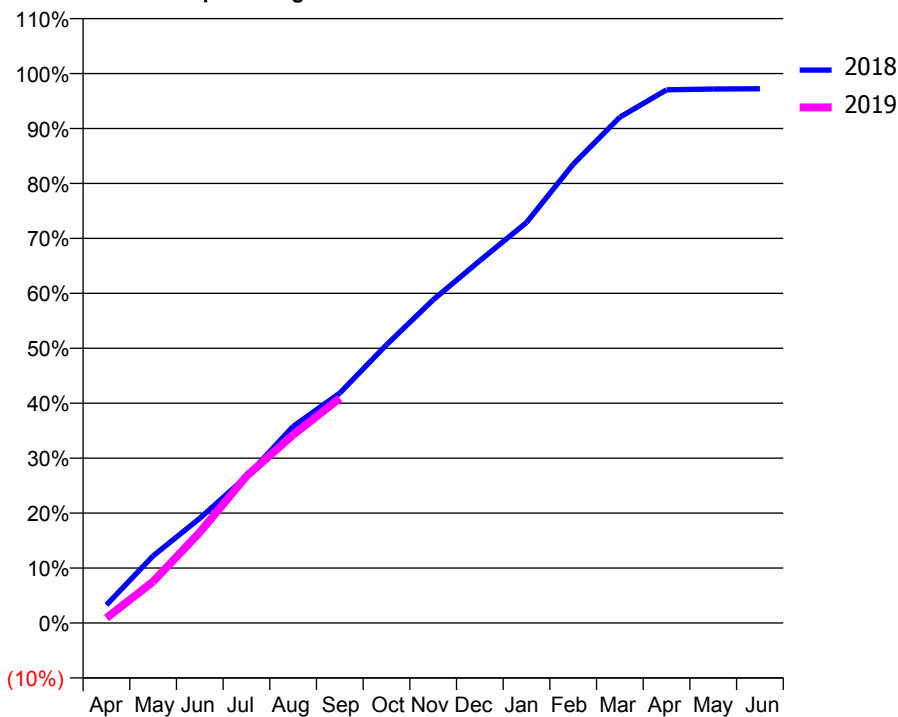
ACCESS*

Patients seen in 24 months	Total	Change since previous quarter
Quarter ending September 2017	11,168	
Quarter ending December 2017	11,205	→
Quarter ending March 2018	11,295	→
Quarter ending June 2018	11,336	→
Quarter ending September 2018	11,307	→
Variance since September 2017	1.2%	→



ACTIVITY

Cumulative percentage of contracted UDA delivered 2018 & 2019



Month	Adjusted Scheduled Activity (UDA)	
	2018	2019
April	1,118	311
May	4,164	2,572
June	6,496	5,626
July	9,075	9,110
August	12,191	11,672
September	14,265	13,936
October	17,259	
November	20,042	
December	22,473	
January	24,842	
February	28,456	
March	31,373	
April	33,069	
May	33,118	
June	33,135	

QUALITY

	Quantity	Base Number	Contract	AT	Region	England
% of FP17s for the same patient ID Re-attending within 3 months - Children	147	2,051	7.2%	11.2%	12.2%	11.6%
% of FP17s for the same patient ID Re-attending within 3 months - Adults	777	5,095	15.3%	16.6%	15.8%	15.5%
% of FP17s for the same patient ID Re-attending between 3 & 9 months - Children	1,059	2,051	51.6%	54.6%	60.3%	58.8%
% of FP17s for the same patient ID Re-attending between 3 & 9 months - Adults	2,324	5,095	45.6%	45.2%	53.5%	51.1%
% of FP17s for Band 1 Urgent Courses	598	6,091	9.8%	12.0%	9.1%	9.0%
% of FP17s Relating to Free Repair or Replacements	50	6,091	0.8%	0.9%	1.0%	0.8%
% of FP17s Relating to Continuations	98	6,091	1.6%	1.2%	1.0%	0.9%
% of Patients satisfied with the dentistry they have received	7	8	N/A	91.7%	93.6%	93.3%
% of Patients satisfied with the time they had to wait for an appointment	6	8	N/A	89.5%	89.8%	88.9%

* This is based on patients treated on this contract for their most recent course of treatment. Figures in italics indicate the base number of FP17s or Patient Questionnaire responses are less than 100. N/A is shown where the base number of responses is less than 10 during the period. % is calculated as Quantity/Base number*100

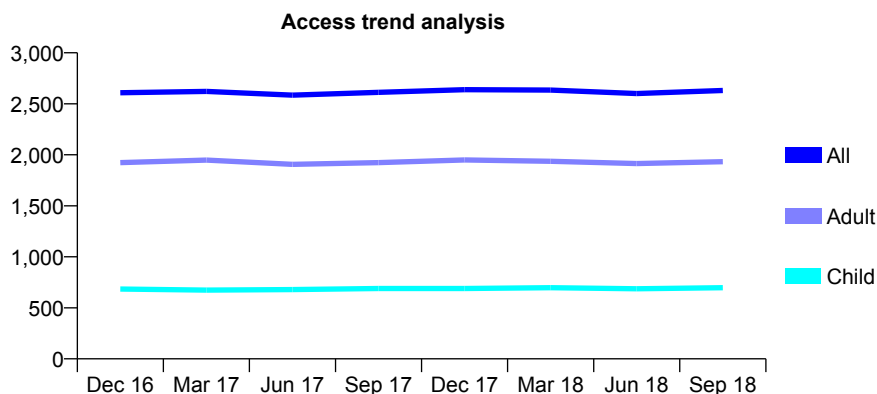
Q48 - Vital Signs At a Glance Contract Report for 158801/0001 - September 2018

Name or company name	kotecha & Partners
Contract type name	GDS Contract
Purpose of contract	General
Contract start date	01/11/2010
Contract end date	

18/19 Contracted general activity (UDA)	8,050
Carry forward general activity (UDA)	0
18/19 Contracted orthodontic activity (UOA)	0
Carry forward orthodontic activity (UOA)	0
Baseline contract value	£319,153.52

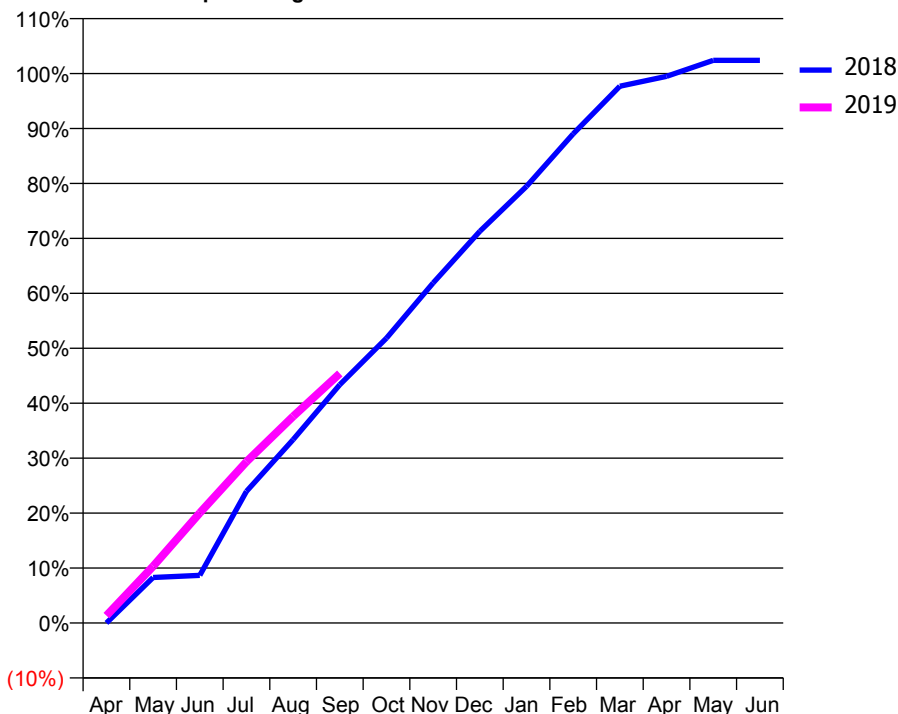
ACCESS*

Patients seen in 24 months	Total	Change since previous quarter
Quarter ending September 2017	2,612	
Quarter ending December 2017	2,639	→
Quarter ending March 2018	2,635	→
Quarter ending June 2018	2,601	↓
Quarter ending September 2018	2,631	→
Variance since September 2017	0.7%	→



ACTIVITY

Cumulative percentage of contracted UDA delivered 2018 & 2019



Month	Adjusted Scheduled Activity (UDA)	
	2018	2019
April	0	109
May	666	832
June	698	1,612
July	1,929	2,362
August	2,688	3,027
September	3,491	3,655
October	4,173	
November	4,982	
December	5,737	
January	6,397	
February	7,166	
March	7,864	
April	8,008	
May	8,243	
June	8,243	

QUALITY

	Quantity	Base Number	Contract	AT	Region	England
% of FP17s for the same patient ID Re-attending within 3 months - Children	61	540	11.3%	11.2%	12.2%	11.6%
% of FP17s for the same patient ID Re-attending within 3 months - Adults	203	1,339	15.2%	16.6%	15.8%	15.5%
% of FP17s for the same patient ID Re-attending between 3 & 9 months - Children	298	540	55.2%	54.6%	60.3%	58.8%
% of FP17s for the same patient ID Re-attending between 3 & 9 months - Adults	658	1,339	49.1%	45.2%	53.5%	51.1%
% of FP17s for Band 1 Urgent Courses	262	1,711	15.3%	12.0%	9.1%	9.0%
% of FP17s Relating to Free Repair or Replacements	10	1,711	0.6%	0.9%	1.0%	0.8%
% of FP17s Relating to Continuations	13	1,711	0.8%	1.2%	1.0%	0.9%
% of Patients satisfied with the dentistry they have received	4	4	N/A	91.7%	93.6%	93.3%
% of Patients satisfied with the time they had to wait for an appointment	4	4	N/A	89.5%	89.8%	88.9%

* This is based on patients treated on this contract for their most recent course of treatment. Figures in italics indicate the base number of FP17s or Patient Questionnaire responses are less than 100. N/A is shown where the base number of responses is less than 10 during the period. % is calculated as Quantity/Base number*100

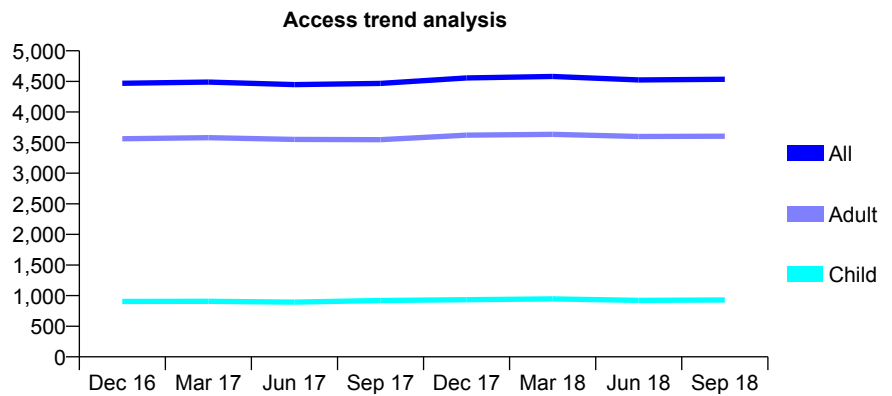
Q48 - Vital Signs At a Glance Contract Report for 161039/0001 - September 2018

Name or company name	Latham Court Smile Centre Limited
Contract type name	GDS Contract
Purpose of contract	General
Contract start date	01/04/2014
Contract end date	

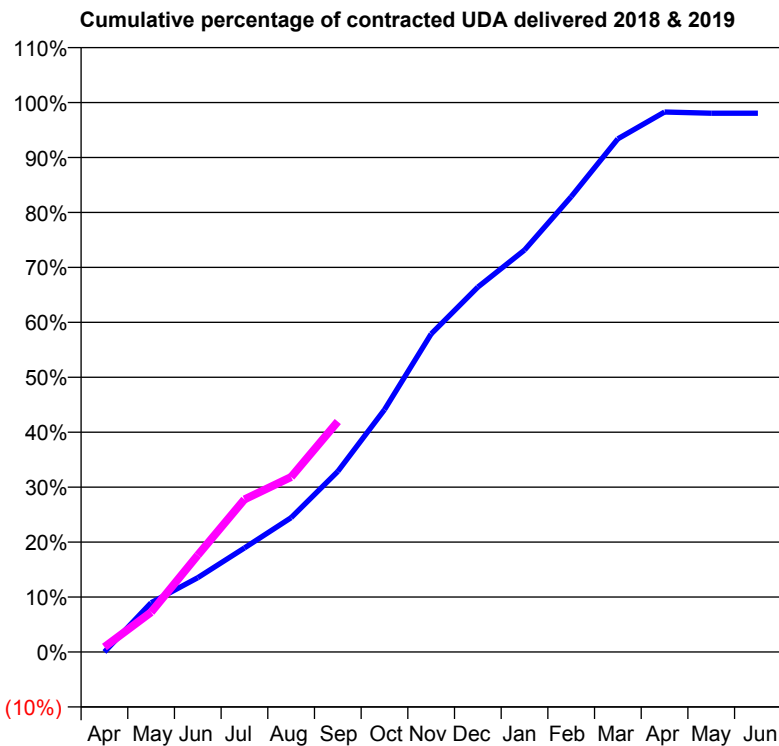
18/19 Contracted general activity (UDA)	15,735
Carry forward general activity (UDA)	306
18/19 Contracted orthodontic activity (UOA)	0
Carry forward orthodontic activity (UOA)	0
Baseline contract value	£405,978.65

ACCESS*

Patients seen in 24 months	Total	Change since previous quarter
Quarter ending September 2017	4,468	
Quarter ending December 2017	4,556	→
Quarter ending March 2018	4,580	→
Quarter ending June 2018	4,524	↓
Quarter ending September 2018	4,534	→
Variance since September 2017	1.5%	→



ACTIVITY



Month	Adjusted Scheduled Activity (UDA)	
	2018	2019
April	0	143
May	1,410	1,139
June	2,130	2,773
July	2,979	4,370
August	3,848	5,013
September	5,173	6,600
October	6,939	
November	9,107	
December	10,450	
January	11,509	
February	13,037	
March	14,694	
April	15,462	
May	15,427	
June	15,429	

QUALITY

	Quantity	Base Number	Contract	AT	Region	England
% of FP17s for the same patient ID Re-attending within 3 months - Children	58	555	10.5%	11.2%	12.2%	11.6%
% of FP17s for the same patient ID Re-attending within 3 months - Adults	261	1,877	13.9%	16.6%	15.8%	15.5%
% of FP17s for the same patient ID Re-attending between 3 & 9 months - Children	261	555	47.0%	54.6%	60.3%	58.8%
% of FP17s for the same patient ID Re-attending between 3 & 9 months - Adults	800	1,877	42.6%	45.2%	53.5%	51.1%
% of FP17s for Band 1 Urgent Courses	177	2,101	8.4%	12.0%	9.1%	9.0%
% of FP17s Relating to Free Repair or Replacements	32	2,101	1.5%	0.9%	1.0%	0.8%
% of FP17s Relating to Continuations	17	2,101	0.8%	1.2%	1.0%	0.9%
% of Patients satisfied with the dentistry they have received	7	7	N/A	91.7%	93.6%	93.3%
% of Patients satisfied with the time they had to wait for an appointment	6	7	N/A	89.5%	89.8%	88.9%

* This is based on patients treated on this contract for their most recent course of treatment. Figures in italics indicate the base number of FP17s or Patient Questionnaire responses are less than 100. N/A is shown where the base number of responses is less than 10 during the period. % is calculated as Quantity/Base number*100

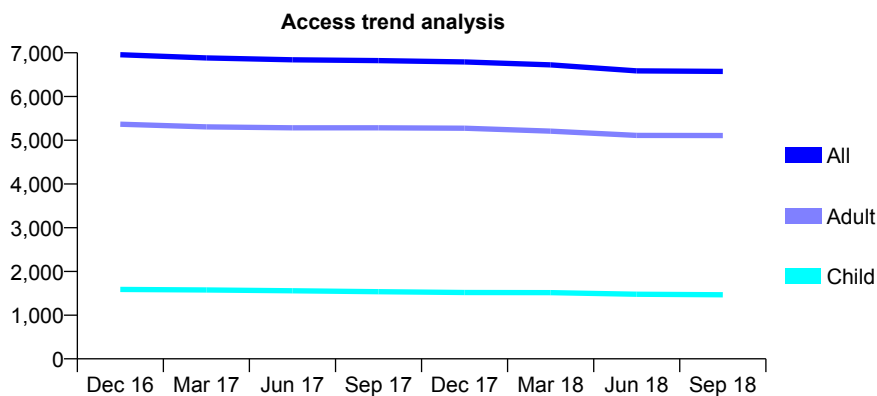
Q48 - Vital Signs At a Glance Contract Report for 161314/0001 - September 2018

Name or company name	Chantastic Limited
Contract type name	GDS Contract
Purpose of contract	General
Contract start date	01/01/2014
Contract end date	

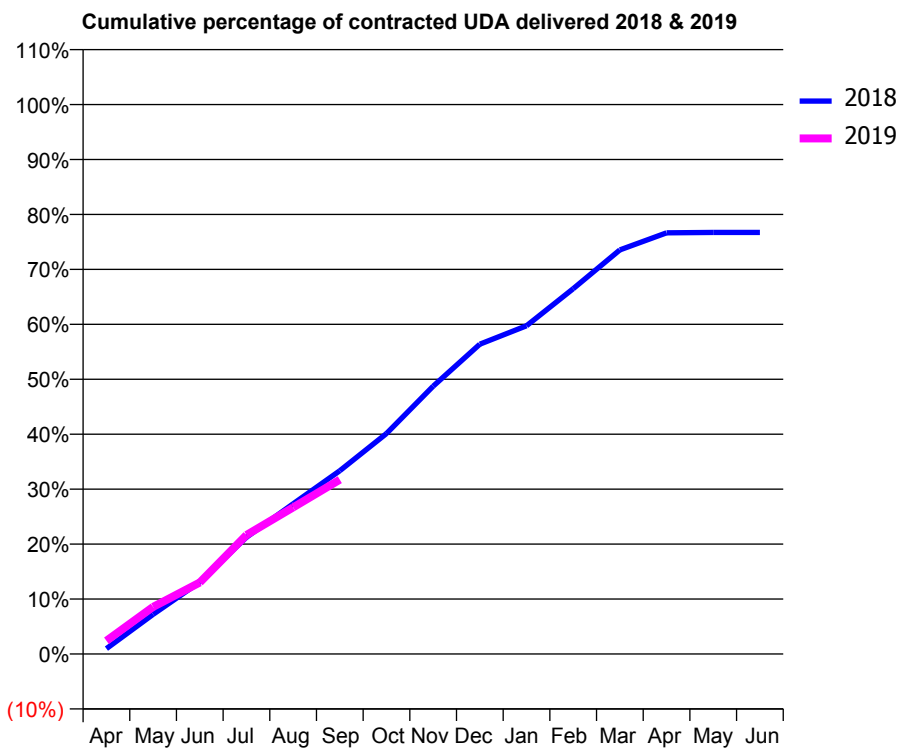
18/19 Contracted general activity (UDA)	30,685
Carry forward general activity (UDA)	0
18/19 Contracted orthodontic activity (UOA)	0
Carry forward orthodontic activity (UOA)	0
Baseline contract value	£791,706.71

ACCESS*

Patients seen in 24 months	Total	Change since previous quarter
Quarter ending September 2017	6,821	
Quarter ending December 2017	6,792	→
Quarter ending March 2018	6,723	↓
Quarter ending June 2018	6,588	↓
Quarter ending September 2018	6,575	→
Variance since September 2017	(3.6%)	↓



ACTIVITY



Month	Adjusted Scheduled Activity (UDA)	
	2018	2019
April	305	737
May	2,213	2,634
June	4,015	3,994
July	6,516	6,648
August	8,389	8,186
September	10,233	9,735
October	12,310	
November	14,954	
December	17,305	
January	18,326	
February	20,397	
March	22,567	
April	23,521	
May	23,544	
June	23,544	

QUALITY

	Quantity	Base Number	Contract	AT	Region	England
% of FP17s for the same patient ID Re-attending within 3 months - Children	30	786	3.8%	11.2%	12.2%	11.6%
% of FP17s for the same patient ID Re-attending within 3 months - Adults	289	2,730	10.6%	16.6%	15.8%	15.5%
% of FP17s for the same patient ID Re-attending between 3 & 9 months - Children	373	786	47.5%	54.6%	60.3%	58.8%
% of FP17s for the same patient ID Re-attending between 3 & 9 months - Adults	1,313	2,730	48.1%	45.2%	53.5%	51.1%
% of FP17s for Band 1 Urgent Courses	260	3,223	8.1%	12.0%	9.1%	9.0%
% of FP17s Relating to Free Repair or Replacements	21	3,223	0.7%	0.9%	1.0%	0.8%
% of FP17s Relating to Continuations	13	3,223	0.4%	1.2%	1.0%	0.9%
% of Patients satisfied with the dentistry they have received	7	8	N/A	91.7%	93.6%	93.3%
% of Patients satisfied with the time they had to wait for an appointment	7	8	N/A	89.5%	89.8%	88.9%

* This is based on patients treated on this contract for their most recent course of treatment. Figures in italics indicate the base number of FP17s or Patient Questionnaire responses are less than 100. N/A is shown where the base number of responses is less than 10 during the period. % is calculated as Quantity/Base number*100

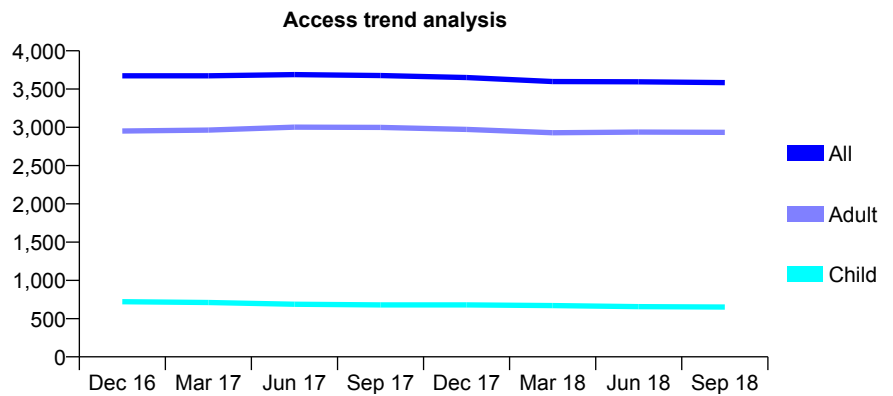
Q48 - Vital Signs At a Glance Contract Report for 161500/0001 - September 2018

Name or company name	T & T Dental
Contract type name	GDS Contract
Purpose of contract	General
Contract start date	01/04/2010
Contract end date	

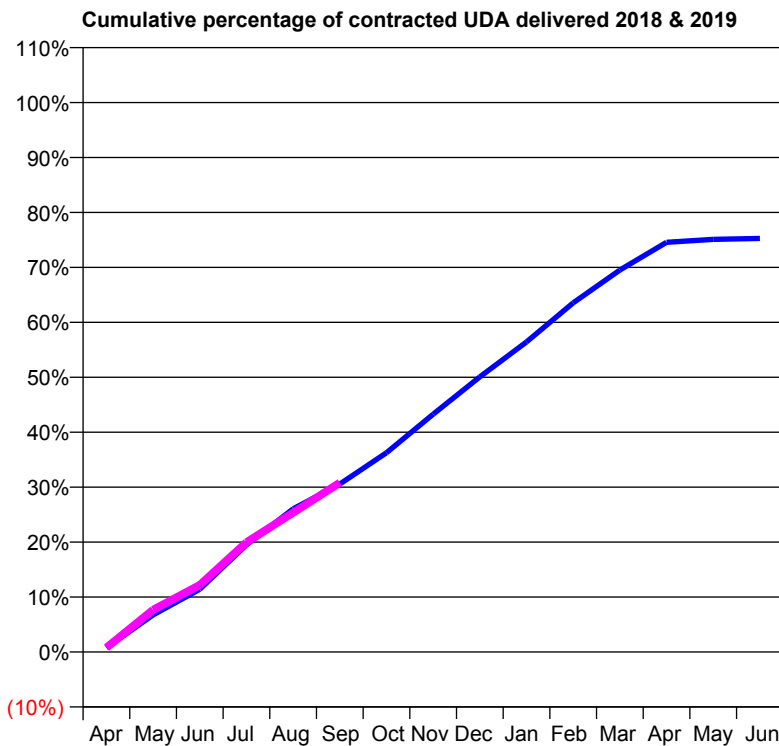
18/19 Contracted general activity (UDA)	13,652
Carry forward general activity (UDA)	0
18/19 Contracted orthodontic activity (UOA)	0
Carry forward orthodontic activity (UOA)	0
Baseline contract value	£352,235.17

ACCESS*

Patients seen in 24 months	Total	Change since previous quarter
Quarter ending September 2017	3,677	
Quarter ending December 2017	3,651	→
Quarter ending March 2018	3,599	↓
Quarter ending June 2018	3,594	→
Quarter ending September 2018	3,585	→
Variance since September 2017	(2.5%)	↓



ACTIVITY



Month	Adjusted Scheduled Activity (UDA)	
	2018	2019
April	103	109
May	924	1,050
June	1,559	1,665
July	2,662	2,725
August	3,558	3,464
September	4,173	4,206
October	4,950	
November	5,909	
December	6,837	
January	7,703	
February	8,676	
March	9,490	
April	10,180	
May	10,252	
June	10,274	

QUALITY

	Quantity	Base Number	Contract	AT	Region	England
% of FP17s for the same patient ID Re-attending within 3 months - Children	34	409	8.3%	11.2%	12.2%	11.6%
% of FP17s for the same patient ID Re-attending within 3 months - Adults	371	1,892	19.6%	16.6%	15.8%	15.5%
% of FP17s for the same patient ID Re-attending between 3 & 9 months - Children	182	409	44.5%	54.6%	60.3%	58.8%
% of FP17s for the same patient ID Re-attending between 3 & 9 months - Adults	858	1,892	45.3%	45.2%	53.5%	51.1%
% of FP17s for Band 1 Urgent Courses	265	1,896	14.0%	12.0%	9.1%	9.0%
% of FP17s Relating to Free Repair or Replacements	31	1,896	1.6%	0.9%	1.0%	0.8%
% of FP17s Relating to Continuations	27	1,896	1.4%	1.2%	1.0%	0.9%
% of Patients satisfied with the dentistry they have received	11	11	100.0%	91.7%	93.6%	93.3%
% of Patients satisfied with the time they had to wait for an appointment	10	11	90.9%	89.5%	89.8%	88.9%

* This is based on patients treated on this contract for their most recent course of treatment. Figures in italics indicate the base number of FP17s or Patient Questionnaire responses are less than 100. N/A is shown where the base number of responses is less than 10 during the period. % is calculated as Quantity/Base number*100

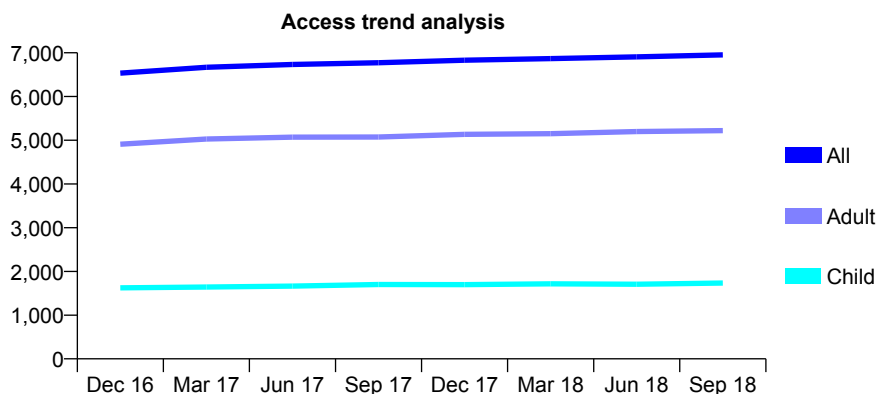
Q48 - Vital Signs At a Glance Contract Report for 165239/0001 - September 2018

Name or company name	Ventre & Ventre Limited
Contract type name	GDS Contract
Purpose of contract	General and Orthodontic
Contract start date	01/11/2014
Contract end date	

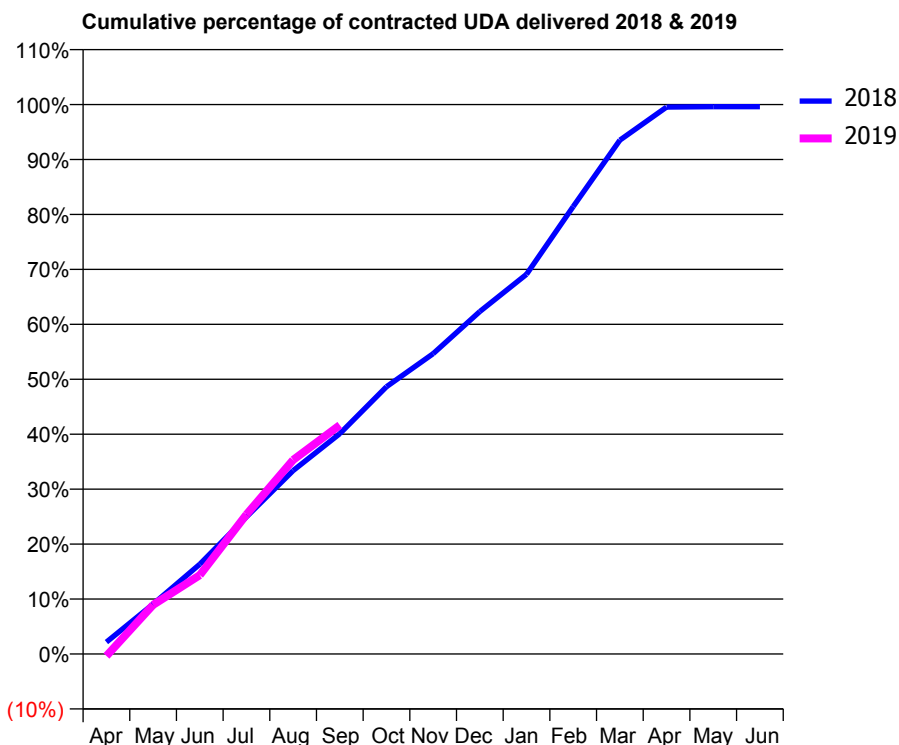
18/19 Contracted general activity (UDA)	24,721
Carry forward general activity (UDA)	95
18/19 Contracted orthodontic activity (UOA)	0
Carry forward orthodontic activity (UOA)	0
Baseline contract value	£788,045.18

ACCESS*

Patients seen in 24 months	Total	Change since previous quarter
Quarter ending September 2017	6,774	
Quarter ending December 2017	6,831	→
Quarter ending March 2018	6,866	→
Quarter ending June 2018	6,906	→
Quarter ending September 2018	6,952	→
Variance since September 2017	2.6%	↑



ACTIVITY



Month	Adjusted Scheduled Activity (UDA)	
	2018	2019
April	530	-95
May	2,219	2,208
June	3,984	3,550
July	6,089	6,276
August	8,140	8,730
September	9,778	10,297
October	11,865	
November	13,332	
December	15,199	
January	16,852	
February	19,858	
March	22,806	
April	24,274	
May	24,293	
June	24,292	

QUALITY

	Quantity	Base Number	Contract	AT	Region	England
% of FP17s for the same patient ID Re-attending within 3 months - Children	93	1,182	7.9%	11.2%	12.2%	11.6%
% of FP17s for the same patient ID Re-attending within 3 months - Adults	583	3,224	18.1%	16.6%	15.8%	15.5%
% of FP17s for the same patient ID Re-attending between 3 & 9 months - Children	549	1,182	46.4%	54.6%	60.3%	58.8%
% of FP17s for the same patient ID Re-attending between 3 & 9 months - Adults	1,259	3,224	39.1%	45.2%	53.5%	51.1%
% of FP17s for Band 1 Urgent Courses	761	4,056	18.8%	12.0%	9.1%	9.0%
% of FP17s Relating to Free Repair or Replacements	52	4,056	1.3%	0.9%	1.0%	0.8%
% of FP17s Relating to Continuations	23	4,056	0.6%	1.2%	1.0%	0.9%
% of Patients satisfied with the dentistry they have received	8	8	N/A	91.7%	93.6%	93.3%
% of Patients satisfied with the time they had to wait for an appointment	7	8	N/A	89.5%	89.8%	88.9%

* This is based on patients treated on this contract for their most recent course of treatment. Figures in italics indicate the base number of FP17s or Patient Questionnaire responses are less than 100. N/A is shown where the base number of responses is less than 10 during the period. % is calculated as Quantity/Base number*100

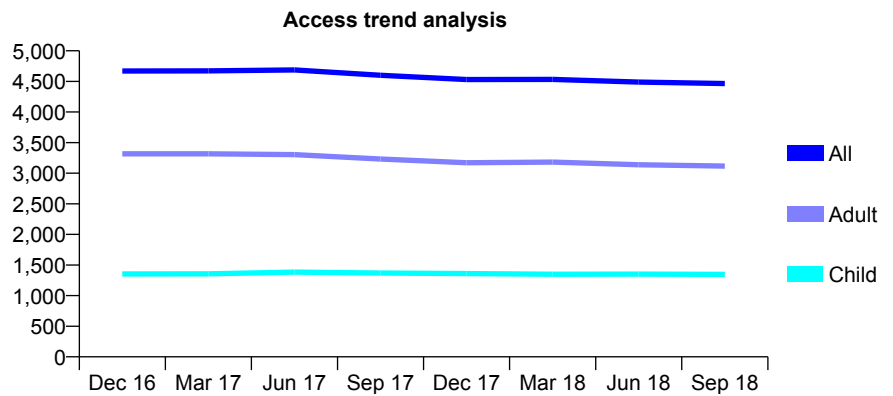
Q48 - Vital Signs At a Glance Contract Report for 166731/0001 - September 2018

Name or company name	Dental Elements
Contract type name	GDS Contract
Purpose of contract	General
Contract start date	30/03/2012
Contract end date	

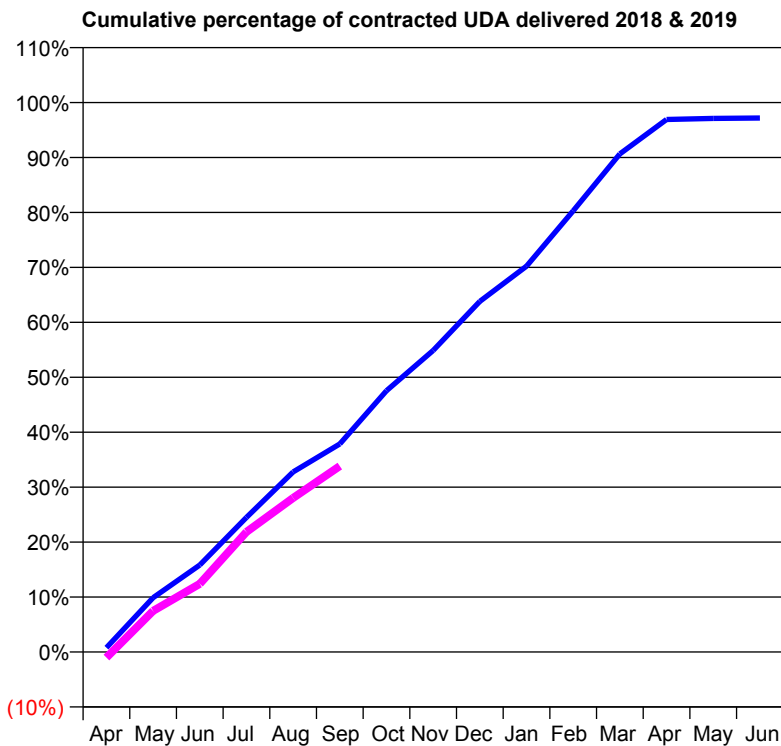
18/19 Contracted general activity (UDA)	13,000
Carry forward general activity (UDA)	368
18/19 Contracted orthodontic activity (UOA)	0
Carry forward orthodontic activity (UOA)	0
Baseline contract value	£389,425.18

ACCESS*

Patients seen in 24 months	Total	Change since previous quarter
Quarter ending September 2017	4,601	
Quarter ending December 2017	4,531	↓
Quarter ending March 2018	4,533	→
Quarter ending June 2018	4,490	→
Quarter ending September 2018	4,465	→
Variance since September 2017	(3.0%)	↓



ACTIVITY



Month	Adjusted Scheduled Activity (UDA)	
	2018	2019
April	102	-134
May	1,284	972
June	2,057	1,614
July	3,184	2,841
August	4,261	3,646
September	4,923	4,400
October	6,181	
November	7,134	
December	8,296	
January	9,127	
February	10,437	
March	11,783	
April	12,598	
May	12,623	
June	12,632	

QUALITY

	Quantity	Base Number	Contract	AT	Region	England
% of FP17s for the same patient ID Re-attending within 3 months - Children	148	1,063	13.9%	11.2%	12.2%	11.6%
% of FP17s for the same patient ID Re-attending within 3 months - Adults	287	1,756	16.3%	16.6%	15.8%	15.5%
% of FP17s for the same patient ID Re-attending between 3 & 9 months - Children	545	1,063	51.3%	54.6%	60.3%	58.8%
% of FP17s for the same patient ID Re-attending between 3 & 9 months - Adults	789	1,756	44.9%	45.2%	53.5%	51.1%
% of FP17s for Band 1 Urgent Courses	141	2,454	5.7%	12.0%	9.1%	9.0%
% of FP17s Relating to Free Repair or Replacements	34	2,454	1.4%	0.9%	1.0%	0.8%
% of FP17s Relating to Continuations	61	2,454	2.5%	1.2%	1.0%	0.9%
% of Patients satisfied with the dentistry they have received	1	1	N/A	91.7%	93.6%	93.3%
% of Patients satisfied with the time they had to wait for an appointment	1	1	N/A	89.5%	89.8%	88.9%

* This is based on patients treated on this contract for their most recent course of treatment. Figures in italics indicate the base number of FP17s or Patient Questionnaire responses are less than 100. N/A is shown where the base number of responses is less than 10 during the period. % is calculated as Quantity/Base number*100

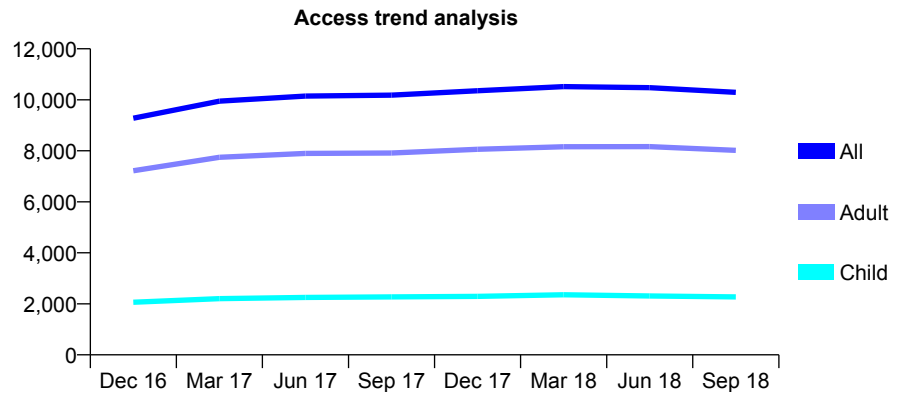
Q48 - Vital Signs At a Glance Contract Report for 169196/0001 - September 2018

Name or company name	Zein and Alraslani
Contract type name	GDS Contract
Purpose of contract	General
Contract start date	01/06/2012
Contract end date	

18/19 Contracted general activity (UDA)	34,141
Carry forward general activity (UDA)	0
18/19 Contracted orthodontic activity (UOA)	0
Carry forward orthodontic activity (UOA)	0
Baseline contract value	£919,149.51

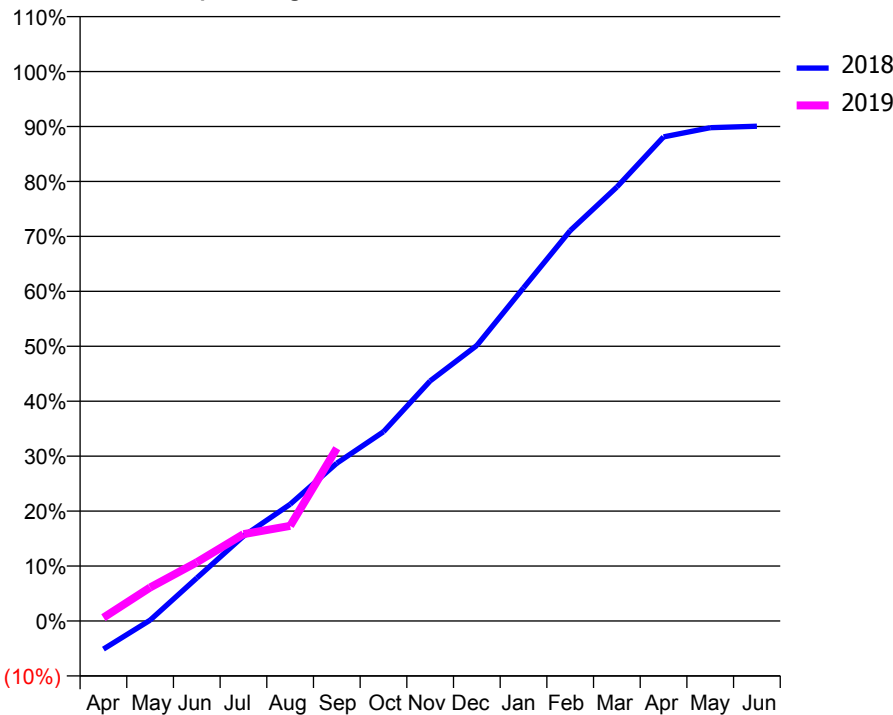
ACCESS*

Patients seen in 24 months	Total	Change since previous quarter
Quarter ending September 2017	10,183	
Quarter ending December 2017	10,354	→
Quarter ending March 2018	10,519	→
Quarter ending June 2018	10,476	→
Quarter ending September 2018	10,292	↓
Variance since September 2017	1.1%	→



ACTIVITY

Cumulative percentage of contracted UDA delivered 2018 & 2019



Month	Adjusted Scheduled Activity (UDA)	
	2018	2019
April	-1,750	210
May	51	2,080
June	2,671	3,646
July	5,276	5,399
August	7,252	5,912
September	9,804	10,730
October	11,758	
November	14,915	
December	17,121	
January	20,699	
February	24,257	
March	26,961	
April	30,079	
May	30,654	
June	30,744	

QUALITY

	Quantity	Base Number	Contract	AT	Region	England
% of FP17s for the same patient ID Re-attending within 3 months - Children	111	1,146	9.7%	11.2%	12.2%	11.6%
% of FP17s for the same patient ID Re-attending within 3 months - Adults	750	3,649	20.6%	16.6%	15.8%	15.5%
% of FP17s for the same patient ID Re-attending between 3 & 9 months - Children	429	1,146	37.4%	54.6%	60.3%	58.8%
% of FP17s for the same patient ID Re-attending between 3 & 9 months - Adults	920	3,649	25.2%	45.2%	53.5%	51.1%
% of FP17s for Band 1 Urgent Courses	917	3,730	24.6%	12.0%	9.1%	9.0%
% of FP17s Relating to Free Repair or Replacements	37	3,730	1.0%	0.9%	1.0%	0.8%
% of FP17s Relating to Continuations	34	3,730	0.9%	1.2%	1.0%	0.9%
% of Patients satisfied with the dentistry they have received	7	7	N/A	91.7%	93.6%	93.3%
% of Patients satisfied with the time they had to wait for an appointment	7	7	N/A	89.5%	89.8%	88.9%

* This is based on patients treated on this contract for their most recent course of treatment. Figures in italics indicate the base number of FP17s or Patient Questionnaire responses are less than 100. N/A is shown where the base number of responses is less than 10 during the period. % is calculated as Quantity/Base number*100

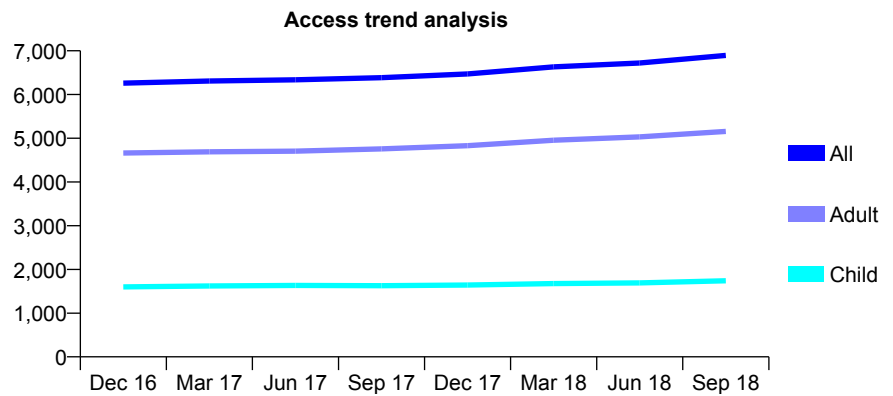
Q48 - Vital Signs At a Glance Contract Report for 170119/0001 - September 2018

Name or company name	Jon Westall
Contract type name	GDS Contract
Purpose of contract	General
Contract start date	30/03/2012
Contract end date	

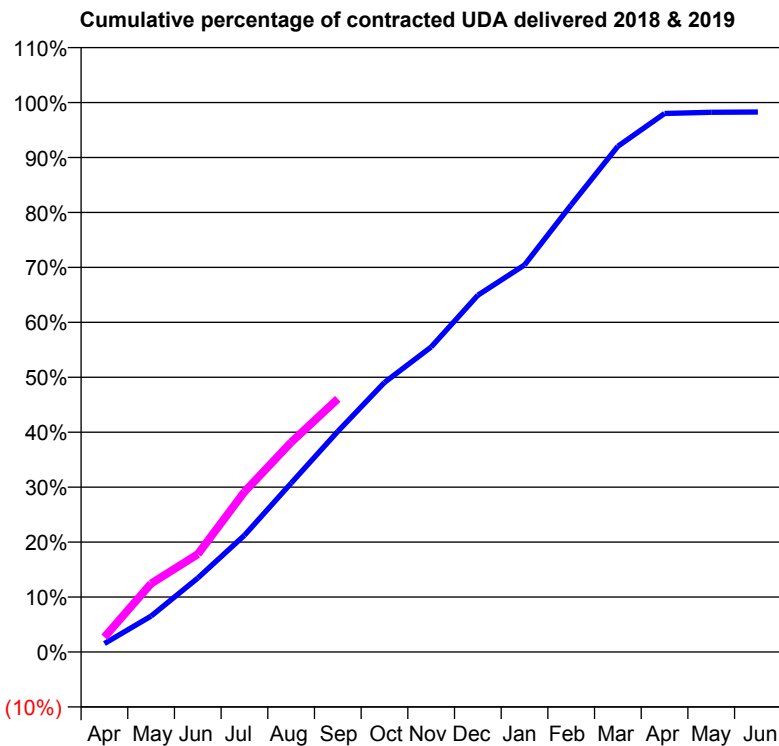
18/19 Contracted general activity (UDA)	20,500
Carry forward general activity (UDA)	357
18/19 Contracted orthodontic activity (UOA)	0
Carry forward orthodontic activity (UOA)	0
Baseline contract value	£467,745.40

ACCESS*

Patients seen in 24 months	Total	Change since previous quarter
Quarter ending September 2017	6,384	
Quarter ending December 2017	6,472	→
Quarter ending March 2018	6,632	↑
Quarter ending June 2018	6,720	→
Quarter ending September 2018	6,896	↑
Variance since September 2017	8.0%	↑



ACTIVITY



Month	Adjusted Scheduled Activity (UDA)	
	2018	2019
April	318	557
May	1,340	2,554
June	2,757	3,650
July	4,355	5,978
August	6,298	7,824
September	8,231	9,444
October	10,055	
November	11,382	
December	13,310	
January	14,438	
February	16,682	
March	18,868	
April	20,089	
May	20,135	
June	20,143	

QUALITY

	Quantity	Base Number	Contract	AT	Region	England
% of FP17s for the same patient ID Re-attending within 3 months - Children	70	1,100	6.4%	11.2%	12.2%	11.6%
% of FP17s for the same patient ID Re-attending within 3 months - Adults	488	3,385	14.4%	16.6%	15.8%	15.5%
% of FP17s for the same patient ID Re-attending between 3 & 9 months - Children	594	1,100	54.0%	54.6%	60.3%	58.8%
% of FP17s for the same patient ID Re-attending between 3 & 9 months - Adults	1,478	3,385	43.7%	45.2%	53.5%	51.1%
% of FP17s for Band 1 Urgent Courses	395	4,040	9.8%	12.0%	9.1%	9.0%
% of FP17s Relating to Free Repair or Replacements	51	4,040	1.3%	0.9%	1.0%	0.8%
% of FP17s Relating to Continuations	77	4,040	1.9%	1.2%	1.0%	0.9%
% of Patients satisfied with the dentistry they have received	4	4	N/A	91.7%	93.6%	93.3%
% of Patients satisfied with the time they had to wait for an appointment	4	4	N/A	89.5%	89.8%	88.9%

* This is based on patients treated on this contract for their most recent course of treatment. Figures in italics indicate the base number of FP17s or Patient Questionnaire responses are less than 100. N/A is shown where the base number of responses is less than 10 during the period. % is calculated as Quantity/Base number*100

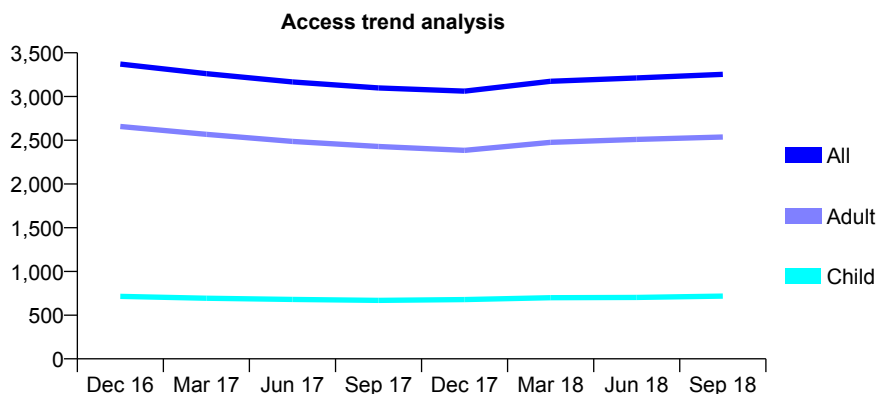
Q48 - Vital Signs At a Glance Contract Report for 170291/0001 - September 2018

Name or company name	Thornton Dental Practice
Contract type name	PDS Contract
Purpose of contract	General
Contract start date	01/04/2011
Contract end date	31/03/2021

18/19 Contracted general activity (UDA)	11,716
Carry forward general activity (UDA)	0
18/19 Contracted orthodontic activity (UOA)	0
Carry forward orthodontic activity (UOA)	0
Baseline contract value	£369,903.07

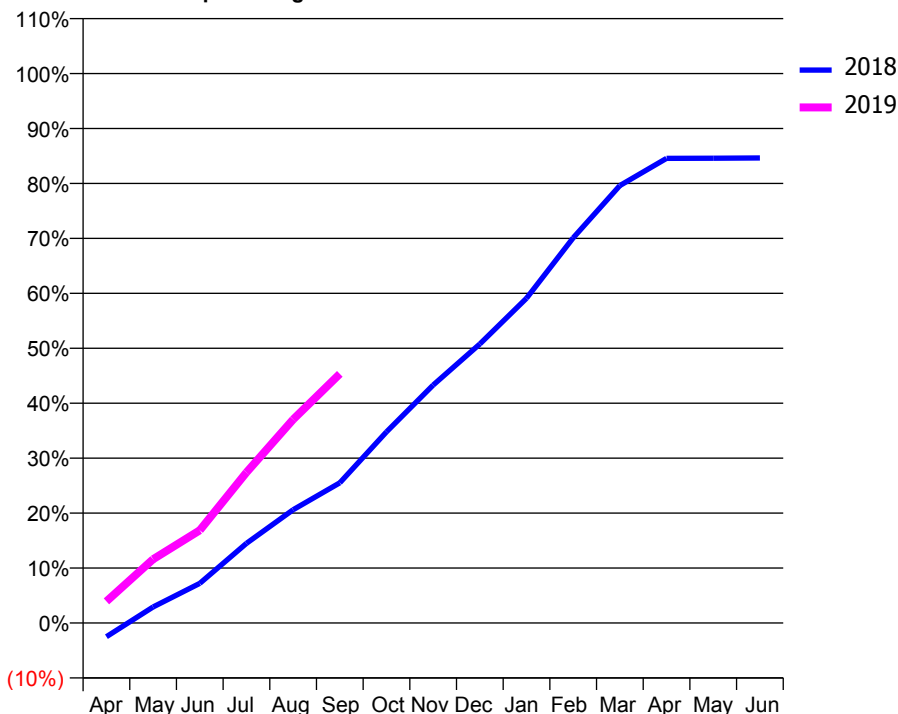
ACCESS*

Patients seen in 24 months	Total	Change since previous quarter
Quarter ending September 2017	3,098	
Quarter ending December 2017	3,062	↓
Quarter ending March 2018	3,175	↑
Quarter ending June 2018	3,212	→
Quarter ending September 2018	3,254	→
Variance since September 2017	5.0%	↑



ACTIVITY

Cumulative percentage of contracted UDA delivered 2018 & 2019



Adjusted Scheduled Activity (UDA)

Month	2018	2019
April	-295	462
May	341	1,359
June	845	1,977
July	1,698	3,212
August	2,414	4,339
September	2,989	5,311
October	4,074	
November	5,074	
December	5,950	
January	6,924	
February	8,211	
March	9,328	
April	9,908	
May	9,910	
June	9,915	

QUALITY

	Quantity	Base Number	Contract	AT	Region	England
% of FP17s for the same patient ID Re-attending within 3 months - Children	47	587	8.0%	11.2%	12.2%	11.6%
% of FP17s for the same patient ID Re-attending within 3 months - Adults	379	1,778	21.3%	16.6%	15.8%	15.5%
% of FP17s for the same patient ID Re-attending between 3 & 9 months - Children	319	587	54.3%	54.6%	60.3%	58.8%
% of FP17s for the same patient ID Re-attending between 3 & 9 months - Adults	820	1,778	46.1%	45.2%	53.5%	51.1%
% of FP17s for Band 1 Urgent Courses	330	2,182	15.1%	12.0%	9.1%	9.0%
% of FP17s Relating to Free Repair or Replacements	65	2,182	3.0%	0.9%	1.0%	0.8%
% of FP17s Relating to Continuations	40	2,182	1.8%	1.2%	1.0%	0.9%
% of Patients satisfied with the dentistry they have received	5	5	N/A	91.7%	93.6%	93.3%
% of Patients satisfied with the time they had to wait for an appointment	3	5	N/A	89.5%	89.8%	88.9%

* This is based on patients treated on this contract for their most recent course of treatment. Figures in italics indicate the base number of FP17s or Patient Questionnaire responses are less than 100. N/A is shown where the base number of responses is less than 10 during the period. % is calculated as Quantity/Base number*100

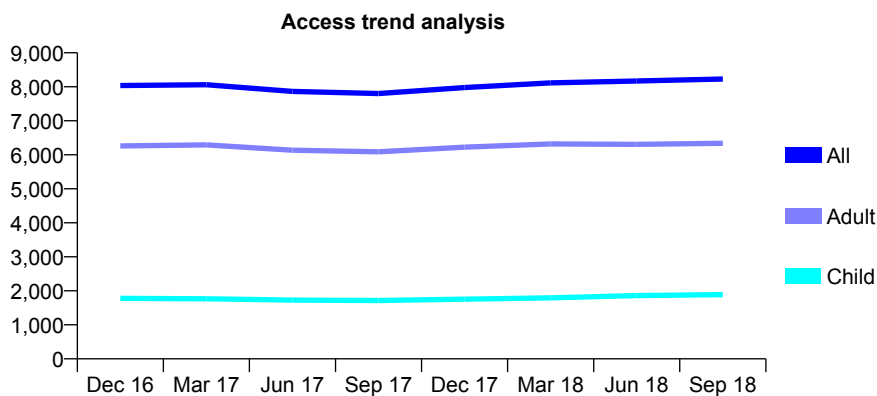
Q48 - Vital Signs At a Glance Contract Report for 171220/0001 - September 2018

Name or company name	L G Woodgate Ltd
Contract type name	GDS Contract
Purpose of contract	General
Contract start date	01/01/2011
Contract end date	

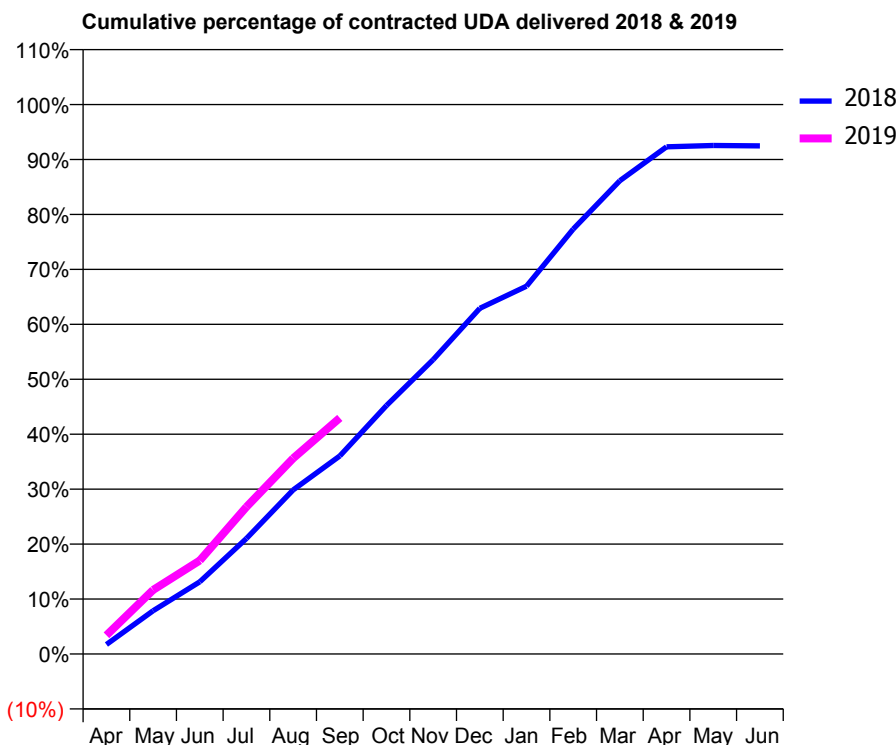
18/19 Contracted general activity (UDA)	27,000
Carry forward general activity (UDA)	0
18/19 Contracted orthodontic activity (UOA)	0
Carry forward orthodontic activity (UOA)	0
Baseline contract value	£665,701.53

ACCESS*

Patients seen in 24 months	Total	Change since previous quarter
Quarter ending September 2017	7,802	
Quarter ending December 2017	7,980	↑
Quarter ending March 2018	8,117	→
Quarter ending June 2018	8,169	→
Quarter ending September 2018	8,230	→
Variance since September 2017	5.5%	↑



ACTIVITY



Month	Adjusted Scheduled Activity (UDA)	
	2018	2019
April	467	922
May	2,128	3,151
June	3,550	4,595
July	5,676	7,229
August	8,063	9,614
September	9,732	11,599
October	12,207	
November	14,464	
December	16,985	
January	18,074	
February	20,879	
March	23,260	
April	24,924	
May	24,987	
June	24,965	

QUALITY

	Quantity	Base Number	Contract	AT	Region	England
% of FP17s for the same patient ID Re-attending within 3 months - Children	143	1,601	8.9%	11.2%	12.2%	11.6%
% of FP17s for the same patient ID Re-attending within 3 months - Adults	660	4,346	15.2%	16.6%	15.8%	15.5%
% of FP17s for the same patient ID Re-attending between 3 & 9 months - Children	949	1,601	59.3%	54.6%	60.3%	58.8%
% of FP17s for the same patient ID Re-attending between 3 & 9 months - Adults	2,171	4,346	50.0%	45.2%	53.5%	51.1%
% of FP17s for Band 1 Urgent Courses	830	5,358	15.5%	12.0%	9.1%	9.0%
% of FP17s Relating to Free Repair or Replacements	103	5,358	1.9%	0.9%	1.0%	0.8%
% of FP17s Relating to Continuations	9	5,358	0.2%	1.2%	1.0%	0.9%
% of Patients satisfied with the dentistry they have received	4	4	N/A	91.7%	93.6%	93.3%
% of Patients satisfied with the time they had to wait for an appointment	4	4	N/A	89.5%	89.8%	88.9%

* This is based on patients treated on this contract for their most recent course of treatment. Figures in italics indicate the base number of FP17s or Patient Questionnaire responses are less than 100. N/A is shown where the base number of responses is less than 10 during the period. % is calculated as Quantity/Base number*100

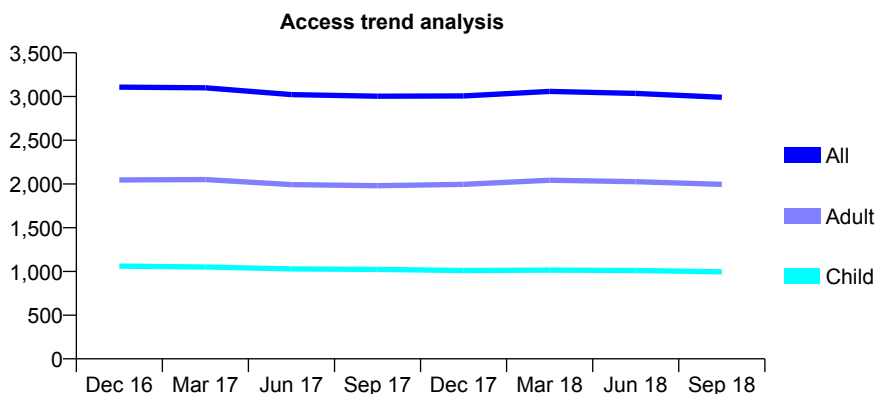
Q48 - Vital Signs At a Glance Contract Report for 171808/0001 - September 2018

Name or company name	Hunts Cross D C Limited
Contract type name	GDS Contract
Purpose of contract	General
Contract start date	01/11/2011
Contract end date	

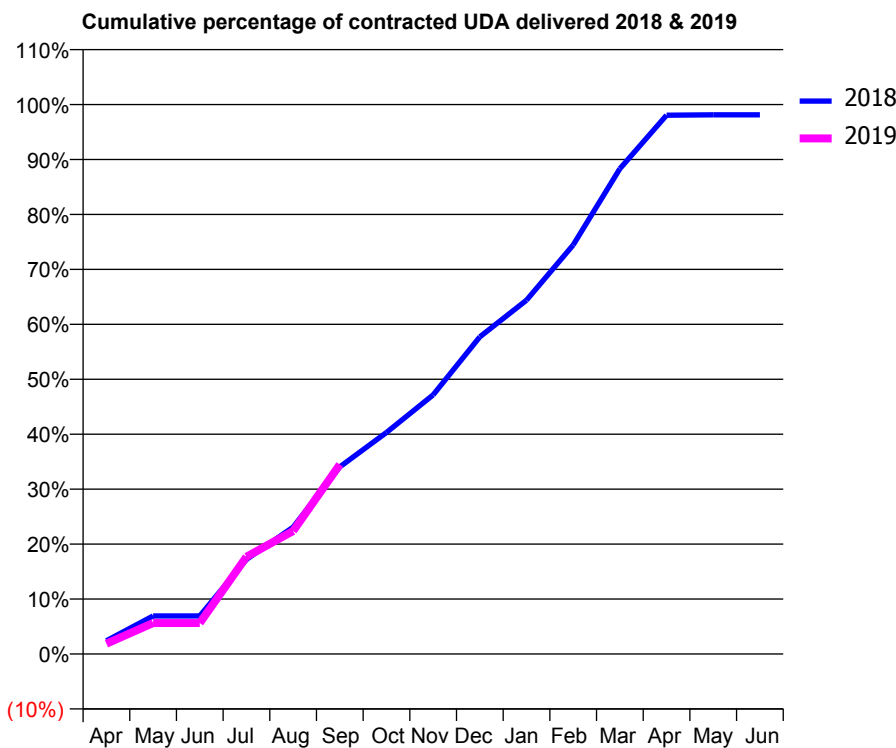
18/19 Contracted general activity (UDA)	7,129
Carry forward general activity (UDA)	133
18/19 Contracted orthodontic activity (UOA)	0
Carry forward orthodontic activity (UOA)	0
Baseline contract value	£187,213.39

ACCESS*

Patients seen in 24 months	Total	Change since previous quarter
Quarter ending September 2017	3,004	
Quarter ending December 2017	3,006	→
Quarter ending March 2018	3,058	→
Quarter ending June 2018	3,036	→
Quarter ending September 2018	2,991	↓
Variance since September 2017	(0.4%)	→



ACTIVITY



Month	Adjusted Scheduled Activity (UDA)	
	2018	2019
April	172	134
May	495	402
June	495	402
July	1,227	1,261
August	1,646	1,595
September	2,429	2,459
October	2,875	
November	3,363	
December	4,116	
January	4,590	
February	5,307	
March	6,296	
April	6,990	
May	6,996	
June	6,996	

QUALITY

	Quantity	Base Number	Contract	AT	Region	England
% of FP17s for the same patient ID Re-attending within 3 months - Children	84	739	11.4%	11.2%	12.2%	11.6%
% of FP17s for the same patient ID Re-attending within 3 months - Adults	214	1,057	20.2%	16.6%	15.8%	15.5%
% of FP17s for the same patient ID Re-attending between 3 & 9 months - Children	418	739	56.6%	54.6%	60.3%	58.8%
% of FP17s for the same patient ID Re-attending between 3 & 9 months - Adults	355	1,057	33.6%	45.2%	53.5%	51.1%
% of FP17s for Band 1 Urgent Courses	172	1,177	14.6%	12.0%	9.1%	9.0%
% of FP17s Relating to Free Repair or Replacements	16	1,177	1.4%	0.9%	1.0%	0.8%
% of FP17s Relating to Continuations	8	1,177	0.7%	1.2%	1.0%	0.9%
% of Patients satisfied with the dentistry they have received	1	1	N/A	91.7%	93.6%	93.3%
% of Patients satisfied with the time they had to wait for an appointment	1	1	N/A	89.5%	89.8%	88.9%

* This is based on patients treated on this contract for their most recent course of treatment. Figures in italics indicate the base number of FP17s or Patient Questionnaire responses are less than 100. N/A is shown where the base number of responses is less than 10 during the period. % is calculated as Quantity/Base number*100

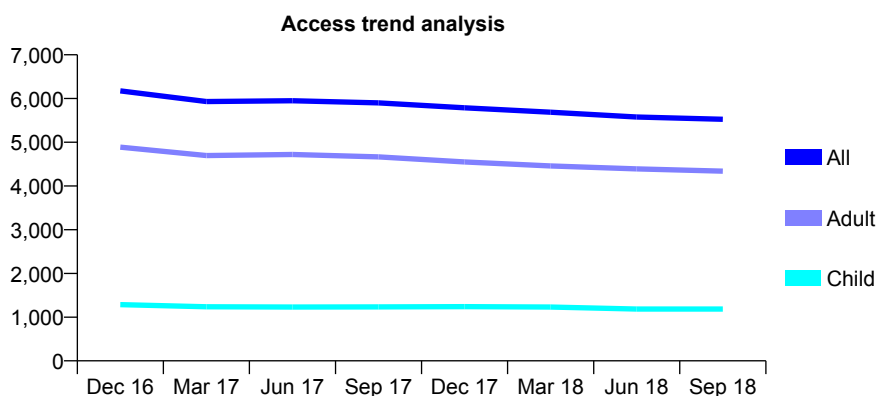
Q48 - Vital Signs At a Glance Contract Report for 171859/0002 - September 2018

Name or company name	Oak Dental Care Limited
Contract type name	Pilot Contract
Purpose of contract	General and Orthodontic
Contract start date	01/09/2007
Contract end date	

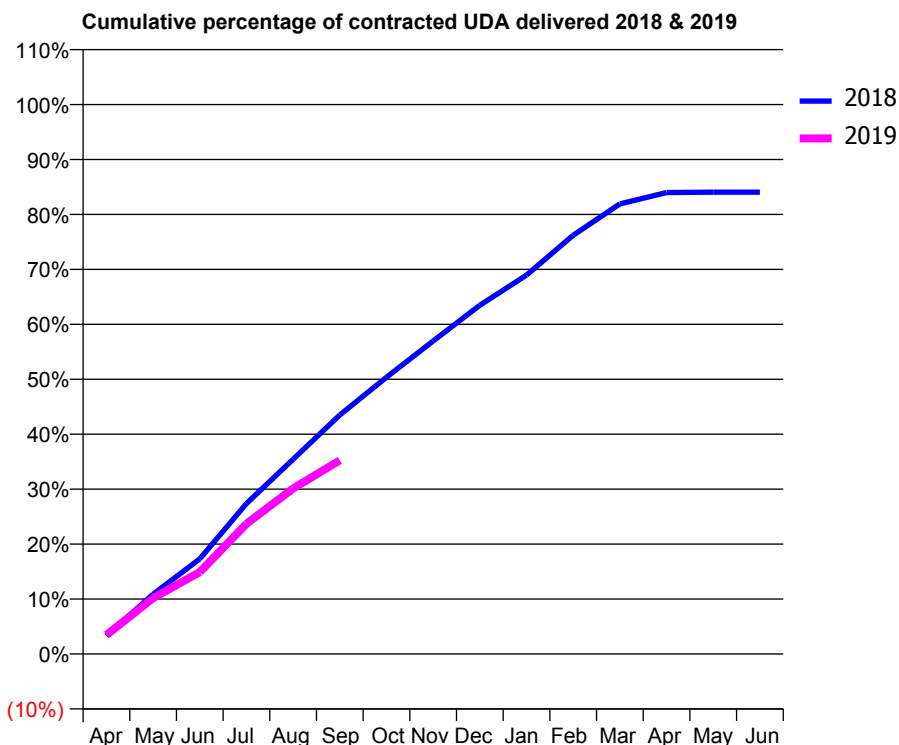
18/19 Contracted general activity (UDA)	18,048
Carry forward general activity (UDA)	0
18/19 Contracted orthodontic activity (UOA)	0
Carry forward orthodontic activity (UOA)	0
Baseline contract value	£536,094.48

ACCESS*

Patients seen in 24 months	Total	Change since previous quarter
Quarter ending September 2017	5,901	
Quarter ending December 2017	5,788	↓
Quarter ending March 2018	5,687	↓
Quarter ending June 2018	5,576	↓
Quarter ending September 2018	5,526	→
Variance since September 2017	(6.4%)	↓



ACTIVITY



Month	Adjusted Scheduled Activity (UDA)	
	2018	2019
April	589	625
May	1,935	1,839
June	3,079	2,691
July	4,870	4,278
August	6,300	5,438
September	7,733	6,363
October	8,955	
November	10,127	
December	11,286	
January	12,260	
February	13,548	
March	14,564	
April	14,932	
May	14,943	
June	14,945	

QUALITY

	Quantity	Base Number	Contract	AT	Region	England
% of FP17s for the same patient ID Re-attending within 3 months - Children	38	668	5.7%	11.2%	12.2%	11.6%
% of FP17s for the same patient ID Re-attending within 3 months - Adults	376	2,604	14.4%	16.6%	15.8%	15.5%
% of FP17s for the same patient ID Re-attending between 3 & 9 months - Children	276	668	41.3%	54.6%	60.3%	58.8%
% of FP17s for the same patient ID Re-attending between 3 & 9 months - Adults	986	2,604	37.9%	45.2%	53.5%	51.1%
% of FP17s for Band 1 Urgent Courses	335	3,061	10.9%	12.0%	9.1%	9.0%
% of FP17s Relating to Free Repair or Replacements	15	3,061	0.5%	0.9%	1.0%	0.8%
% of FP17s Relating to Continuations	27	3,061	0.9%	1.2%	1.0%	0.9%
% of Patients satisfied with the dentistry they have received	4	5	N/A	91.7%	93.6%	93.3%
% of Patients satisfied with the time they had to wait for an appointment	4	5	N/A	89.5%	89.8%	88.9%

* This is based on patients treated on this contract for their most recent course of treatment. Figures in italics indicate the base number of FP17s or Patient Questionnaire responses are less than 100. N/A is shown where the base number of responses is less than 10 during the period. % is calculated as Quantity/Base number*100

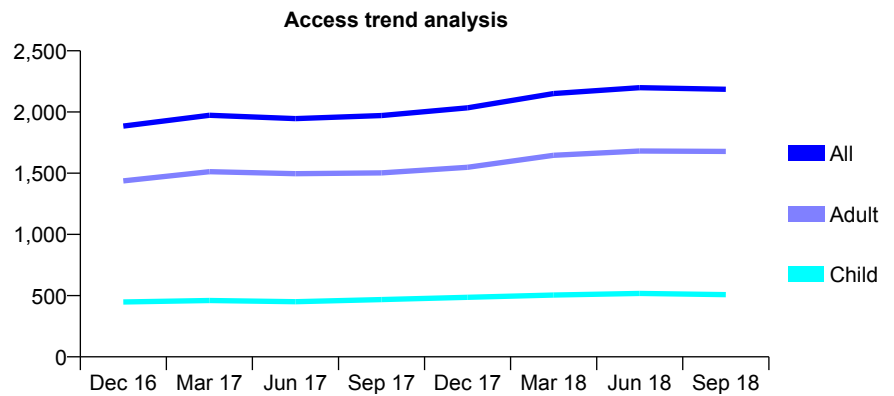
Q48 - Vital Signs At a Glance Contract Report for 171859/0005 - September 2018

Name or company name	Oak Dental Care Limited
Contract type name	GDS Contract
Purpose of contract	General
Contract start date	09/07/2012
Contract end date	

18/19 Contracted general activity (UDA)	6,307
Carry forward general activity (UDA)	69
18/19 Contracted orthodontic activity (UOA)	0
Carry forward orthodontic activity (UOA)	0
Baseline contract value	£189,506.54

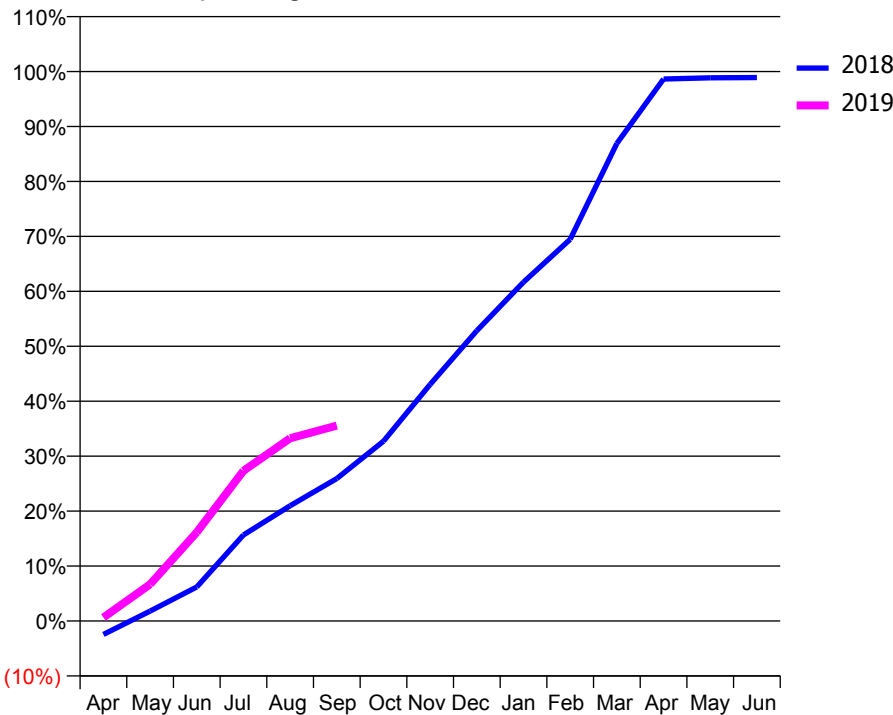
ACCESS*

Patients seen in 24 months	Total	Change since previous quarter
Quarter ending September 2017	1,971	
Quarter ending December 2017	2,034	↑
Quarter ending March 2018	2,151	↑
Quarter ending June 2018	2,199	↑
Quarter ending September 2018	2,186	→
Variance since September 2017	10.9%	↑



ACTIVITY

Cumulative percentage of contracted UDA delivered 2018 & 2019



Month	Adjusted Scheduled Activity (UDA)	
	2018	2019
April	-156	41
May	114	422
June	391	1,018
July	988	1,724
August	1,323	2,098
September	1,636	2,243
October	2,065	
November	2,717	
December	3,333	
January	3,889	
February	4,382	
March	5,482	
April	6,221	
May	6,235	
June	6,238	

QUALITY

	Quantity	Base Number	Contract	AT	Region	England
% of FP17s for the same patient ID Re-attending within 3 months - Children	12	251	4.8%	11.2%	12.2%	11.6%
% of FP17s for the same patient ID Re-attending within 3 months - Adults	140	885	15.8%	16.6%	15.8%	15.5%
% of FP17s for the same patient ID Re-attending between 3 & 9 months - Children	129	251	51.4%	54.6%	60.3%	58.8%
% of FP17s for the same patient ID Re-attending between 3 & 9 months - Adults	350	885	39.5%	45.2%	53.5%	51.1%
% of FP17s for Band 1 Urgent Courses	136	940	14.5%	12.0%	9.1%	9.0%
% of FP17s Relating to Free Repair or Replacements	6	940	0.6%	0.9%	1.0%	0.8%
% of FP17s Relating to Continuations	16	940	1.7%	1.2%	1.0%	0.9%
% of Patients satisfied with the dentistry they have received	4	4	N/A	91.7%	93.6%	93.3%
% of Patients satisfied with the time they had to wait for an appointment	4	4	N/A	89.5%	89.8%	88.9%

* This is based on patients treated on this contract for their most recent course of treatment. Figures in italics indicate the base number of FP17s or Patient Questionnaire responses are less than 100. N/A is shown where the base number of responses is less than 10 during the period. % is calculated as Quantity/Base number*100

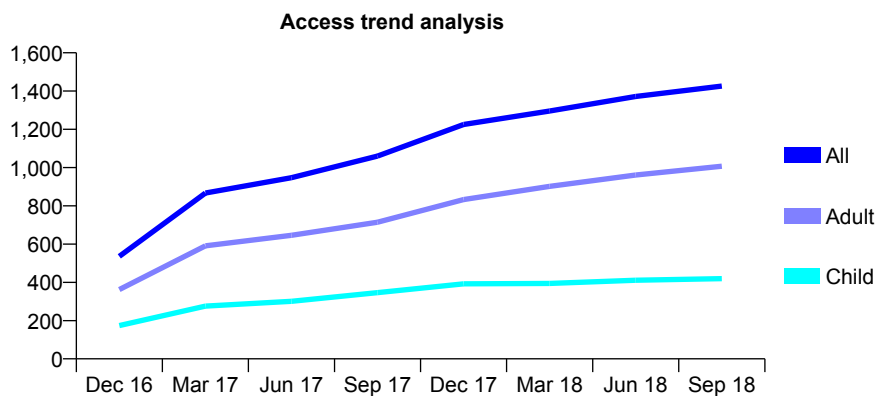
Q48 - Vital Signs At a Glance Contract Report for 174343/0009 - September 2018

Name or company name	Bridgewater Community Healthcare NHS F
Contract type name	PDS Contract
Purpose of contract	General
Contract start date	01/04/2015
Contract end date	31/03/2021

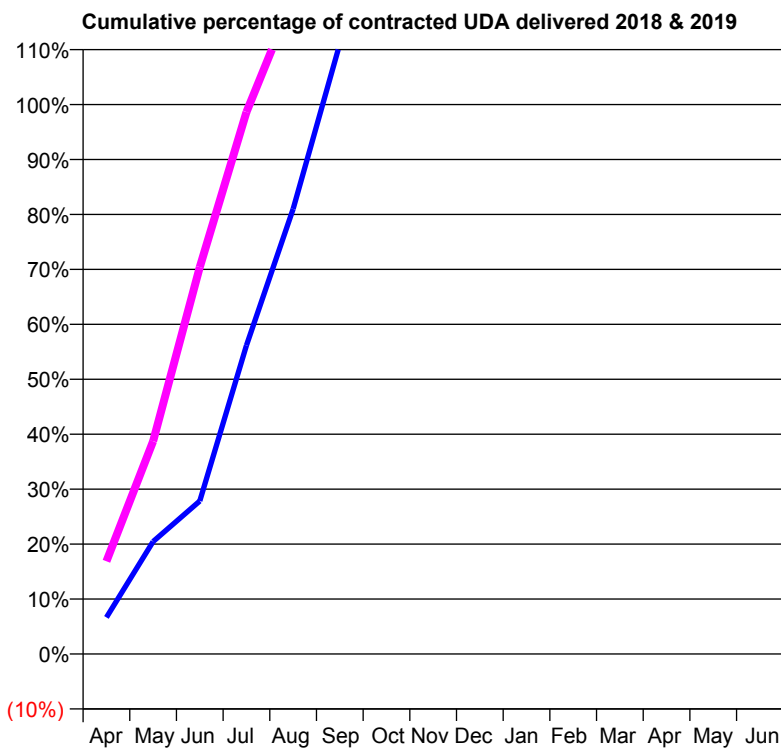
18/19 Contracted general activity (UDA)	992
Carry forward general activity (UDA)	0
18/19 Contracted orthodontic activity (UOA)	0
Carry forward orthodontic activity (UOA)	0
Baseline contract value	£336,886.40

ACCESS*

Patients seen in 24 months	Total	Change since previous quarter
Quarter ending September 2017	1,060	
Quarter ending December 2017	1,225	↑
Quarter ending March 2018	1,296	↑
Quarter ending June 2018	1,372	↑
Quarter ending September 2018	1,426	↑
Variance since September 2017	34.5%	↑



ACTIVITY



Month	Adjusted Scheduled Activity (UDA)	
	2018	2019
April	66	167
May	203	384
June	276	698
July	557	978
August	803	1,185
September	1,101	1,438
October	1,388	
November	1,591	
December	1,998	
January	2,294	
February	2,620	
March	2,944	
April	3,055	
May	3,064	
June	3,065	

QUALITY

	Quantity	Base Number	Contract	AT	Region	England
% of FP17s for the same patient ID Re-attending within 3 months - Children	22	283	7.8%	11.2%	12.2%	11.6%
% of FP17s for the same patient ID Re-attending within 3 months - Adults	72	612	11.8%	16.6%	15.8%	15.5%
% of FP17s for the same patient ID Re-attending between 3 & 9 months - Children	74	283	26.1%	54.6%	60.3%	58.8%
% of FP17s for the same patient ID Re-attending between 3 & 9 months - Adults	246	612	40.2%	45.2%	53.5%	51.1%
% of FP17s for Band 1 Urgent Courses	28	803	3.5%	12.0%	9.1%	9.0%
% of FP17s Relating to Free Repair or Replacements	0	803	0.0%	0.9%	1.0%	0.8%
% of FP17s Relating to Continuations	4	803	0.5%	1.2%	1.0%	0.9%
% of Patients satisfied with the dentistry they have received	0	0	N/A	91.7%	93.6%	93.3%
% of Patients satisfied with the time they had to wait for an appointment	0	0	N/A	89.5%	89.8%	88.9%

* This is based on patients treated on this contract for their most recent course of treatment. Figures in italics indicate the base number of FP17s or Patient Questionnaire responses are less than 100. N/A is shown where the base number of responses is less than 10 during the period. % is calculated as Quantity/Base number*100

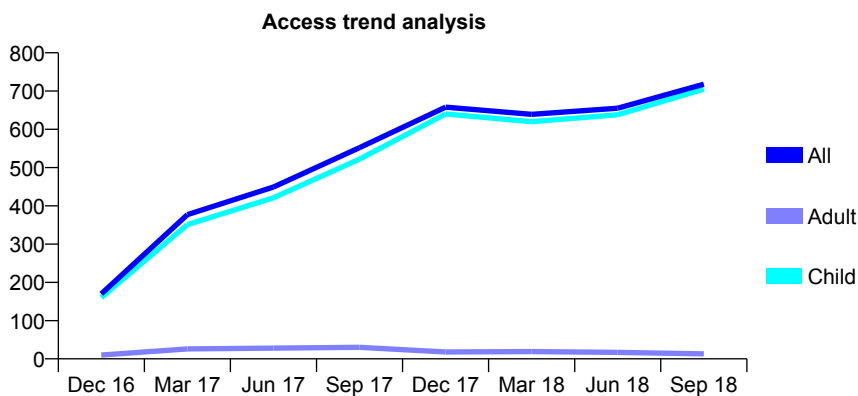
Q48 - Vital Signs At a Glance Contract Report for 174343/0010 - September 2018

Name or company name	Bridgewater Community Healthcare NHS F
Contract type name	PDS Contract
Purpose of contract	General
Contract start date	01/04/2015
Contract end date	31/03/2021

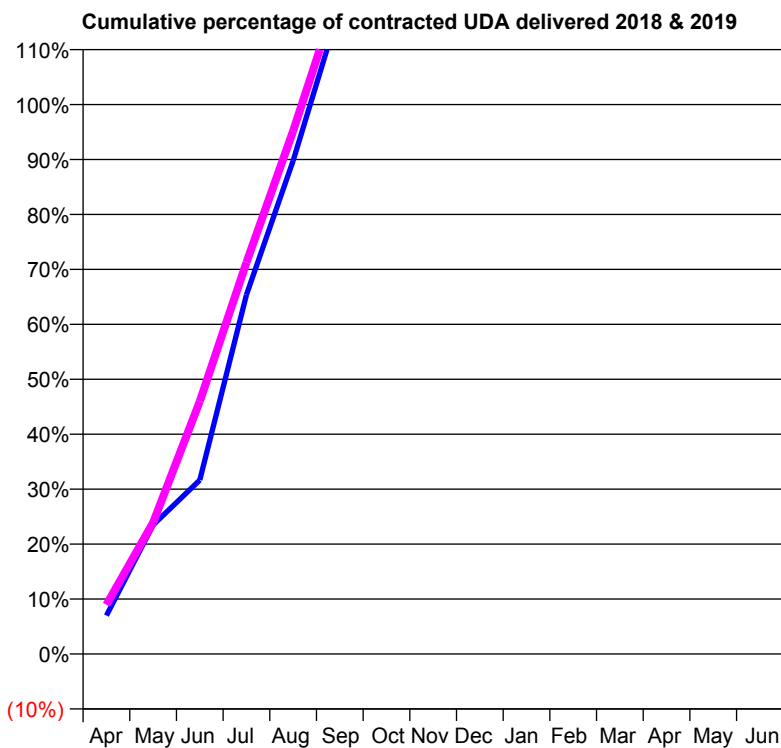
18/19 Contracted general activity (UDA)	771
Carry forward general activity (UDA)	0
18/19 Contracted orthodontic activity (UOA)	0
Carry forward orthodontic activity (UOA)	0
Baseline contract value	£642,186.59

ACCESS*

Patients seen in 24 months	Total	Change since previous quarter
Quarter ending September 2017	552	
Quarter ending December 2017	658	↑
Quarter ending March 2018	639	↓
Quarter ending June 2018	655	↑
Quarter ending September 2018	718	↑
Variance since September 2017	30.1%	↑



ACTIVITY



Month	Adjusted Scheduled Activity (UDA)	
	2018	2019
April	54	69
May	181	184
June	244	354
July	504	549
August	692	734
September	906	934
October	1,065	
November	1,204	
December	1,492	
January	1,698	
February	1,932	
March	2,020	
April	2,068	
May	2,076	
June	2,077	

QUALITY

	Quantity	Base Number	Contract	AT	Region	England
% of FP17s for the same patient ID Re-attending within 3 months - Children	10	443	2.3%	11.2%	12.2%	11.6%
% of FP17s for the same patient ID Re-attending within 3 months - Adults	0	4	0.0%	16.6%	15.8%	15.5%
% of FP17s for the same patient ID Re-attending between 3 & 9 months - Children	2	443	0.5%	54.6%	60.3%	58.8%
% of FP17s for the same patient ID Re-attending between 3 & 9 months - Adults	0	4	0.0%	45.2%	53.5%	51.1%
% of FP17s for Band 1 Urgent Courses	4	411	1.0%	12.0%	9.1%	9.0%
% of FP17s Relating to Free Repair or Replacements	0	411	0.0%	0.9%	1.0%	0.8%
% of FP17s Relating to Continuations	0	411	0.0%	1.2%	1.0%	0.9%
% of Patients satisfied with the dentistry they have received	0	0	N/A	91.7%	93.6%	93.3%
% of Patients satisfied with the time they had to wait for an appointment	0	0	N/A	89.5%	89.8%	88.9%

* This is based on patients treated on this contract for their most recent course of treatment. Figures in italics indicate the base number of FP17s or Patient Questionnaire responses are less than 100. N/A is shown where the base number of responses is less than 10 during the period. % is calculated as Quantity/Base number*100

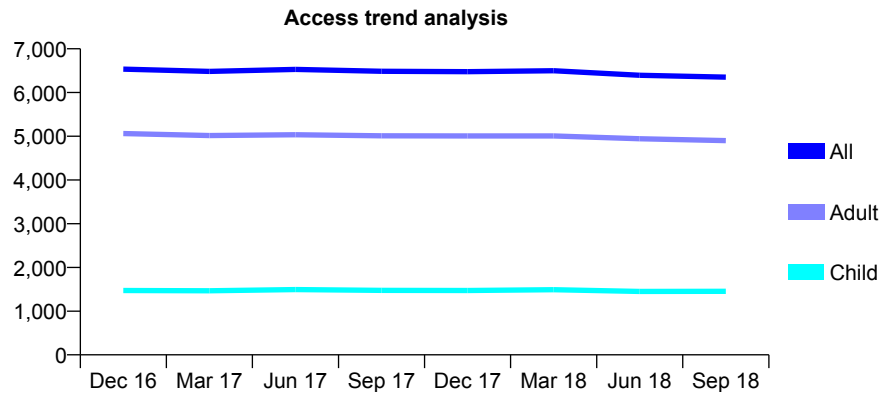
Q48 - Vital Signs At a Glance Contract Report for 176613/0001 - September 2018

Name or company name	Cromer House Dental Practice Limited
Contract type name	GDS Contract
Purpose of contract	General
Contract start date	01/05/2014
Contract end date	

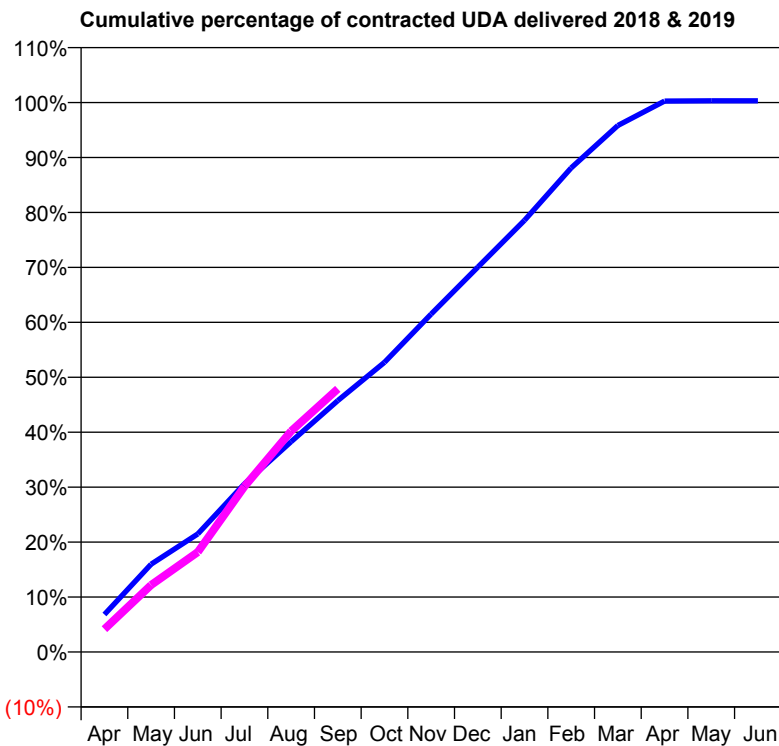
18/19 Contracted general activity (UDA)	19,995
Carry forward general activity (UDA)	0
18/19 Contracted orthodontic activity (UOA)	0
Carry forward orthodontic activity (UOA)	0
Baseline contract value	£517,156.07

ACCESS*

Patients seen in 24 months	Total	Change since previous quarter
Quarter ending September 2017	6,485	
Quarter ending December 2017	6,478	→
Quarter ending March 2018	6,497	→
Quarter ending June 2018	6,394	↓
Quarter ending September 2018	6,353	→
Variance since September 2017	(2.0%)	↓



ACTIVITY



Month	Adjusted Scheduled Activity (UDA)	
	2018	2019
April	1,368	834
May	3,194	2,438
June	4,295	3,637
July	6,122	6,026
August	7,656	8,040
September	9,148	9,577
October	10,542	
November	12,299	
December	14,008	
January	15,707	
February	17,616	
March	19,159	
April	20,047	
May	20,055	
June	20,055	

QUALITY

	Quantity	Base Number	Contract	AT	Region	England
% of FP17s for the same patient ID Re-attending within 3 months - Children	174	1,109	15.7%	11.2%	12.2%	11.6%
% of FP17s for the same patient ID Re-attending within 3 months - Adults	614	3,533	17.4%	16.6%	15.8%	15.5%
% of FP17s for the same patient ID Re-attending between 3 & 9 months - Children	537	1,109	48.4%	54.6%	60.3%	58.8%
% of FP17s for the same patient ID Re-attending between 3 & 9 months - Adults	1,689	3,533	47.8%	45.2%	53.5%	51.1%
% of FP17s for Band 1 Urgent Courses	482	4,194	11.5%	12.0%	9.1%	9.0%
% of FP17s Relating to Free Repair or Replacements	32	4,194	0.8%	0.9%	1.0%	0.8%
% of FP17s Relating to Continuations	48	4,194	1.1%	1.2%	1.0%	0.9%
% of Patients satisfied with the dentistry they have received	11	12	91.7%	91.7%	93.6%	93.3%
% of Patients satisfied with the time they had to wait for an appointment	11	12	91.7%	89.5%	89.8%	88.9%

* This is based on patients treated on this contract for their most recent course of treatment. Figures in italics indicate the base number of FP17s or Patient Questionnaire responses are less than 100. N/A is shown where the base number of responses is less than 10 during the period. % is calculated as Quantity/Base number*100

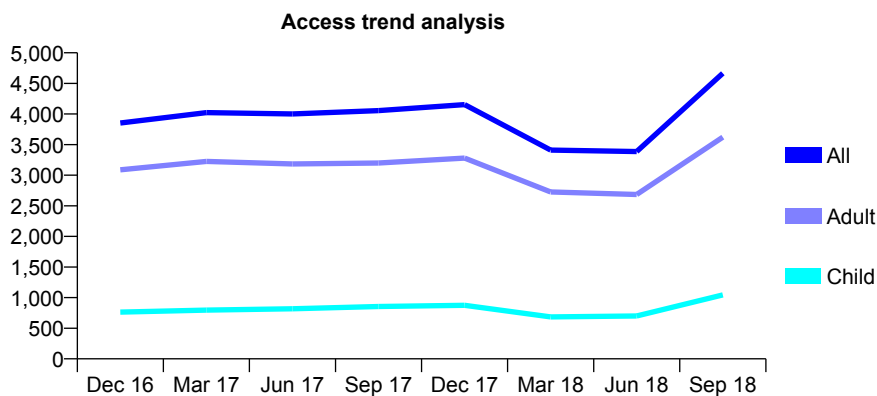
Q48 - Vital Signs At a Glance Contract Report for 177326/0001 - September 2018

Name or company name	The Dental House
Contract type name	GDS Contract
Purpose of contract	General
Contract start date	01/04/2015
Contract end date	

18/19 Contracted general activity (UDA)	24,269
Carry forward general activity (UDA)	534
18/19 Contracted orthodontic activity (UOA)	0
Carry forward orthodontic activity (UOA)	0
Baseline contract value	£626,155.70

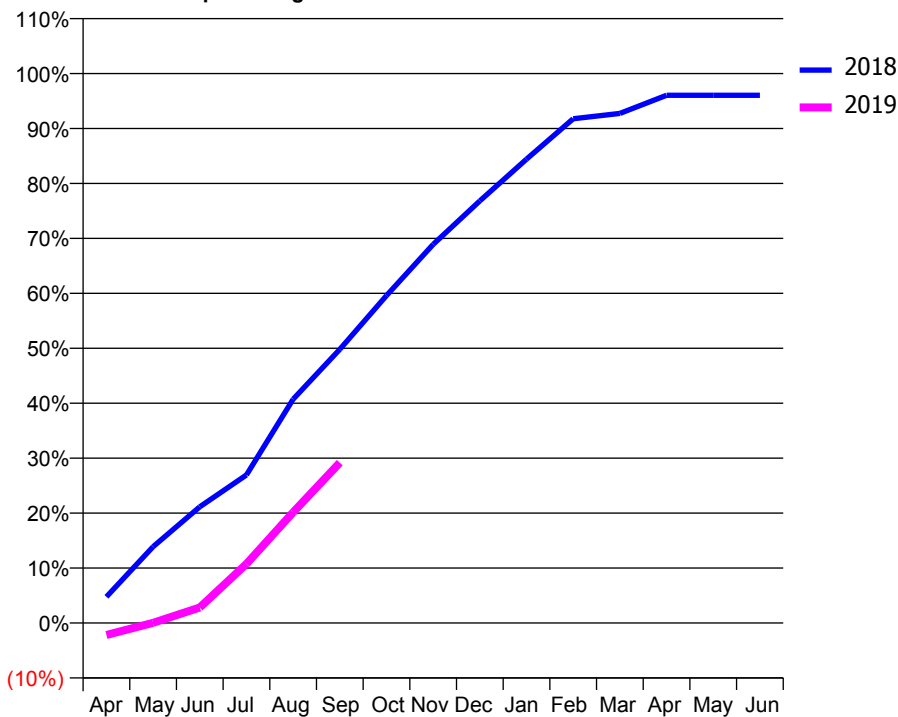
ACCESS*

Patients seen in 24 months	Total	Change since previous quarter
Quarter ending September 2017	4,055	
Quarter ending December 2017	4,154	↑
Quarter ending March 2018	3,411	↓
Quarter ending June 2018	3,386	→
Quarter ending September 2018	4,666	↑
Variance since September 2017	15.1%	↑



ACTIVITY

Cumulative percentage of contracted UDA delivered 2018 & 2019



Month	Adjusted Scheduled Activity (UDA)	
	2018	2019
April	640	-534
May	1,868	8
June	2,842	684
July	3,621	2,609
August	5,474	4,890
September	6,691	7,080
October	8,007	
November	9,259	
December	10,320	
January	11,341	
February	12,329	
March	12,459	
April	12,902	
May	12,902	
June	12,902	

QUALITY

	Quantity	Base Number	Contract	AT	Region	England
% of FP17s for the same patient ID Re-attending within 3 months - Children	43	858	5.0%	11.2%	12.2%	11.6%
% of FP17s for the same patient ID Re-attending within 3 months - Adults	217	2,737	7.9%	16.6%	15.8%	15.5%
% of FP17s for the same patient ID Re-attending between 3 & 9 months - Children	208	858	24.2%	54.6%	60.3%	58.8%
% of FP17s for the same patient ID Re-attending between 3 & 9 months - Adults	723	2,737	26.4%	45.2%	53.5%	51.1%
% of FP17s for Band 1 Urgent Courses	179	3,052	5.9%	12.0%	9.1%	9.0%
% of FP17s Relating to Free Repair or Replacements	13	3,052	0.4%	0.9%	1.0%	0.8%
% of FP17s Relating to Continuations	6	3,052	0.2%	1.2%	1.0%	0.9%
% of Patients satisfied with the dentistry they have received	3	6	N/A	91.7%	93.6%	93.3%
% of Patients satisfied with the time they had to wait for an appointment	5	6	N/A	89.5%	89.8%	88.9%

* This is based on patients treated on this contract for their most recent course of treatment. Figures in italics indicate the base number of FP17s or Patient Questionnaire responses are less than 100. N/A is shown where the base number of responses is less than 10 during the period. % is calculated as Quantity/Base number*100

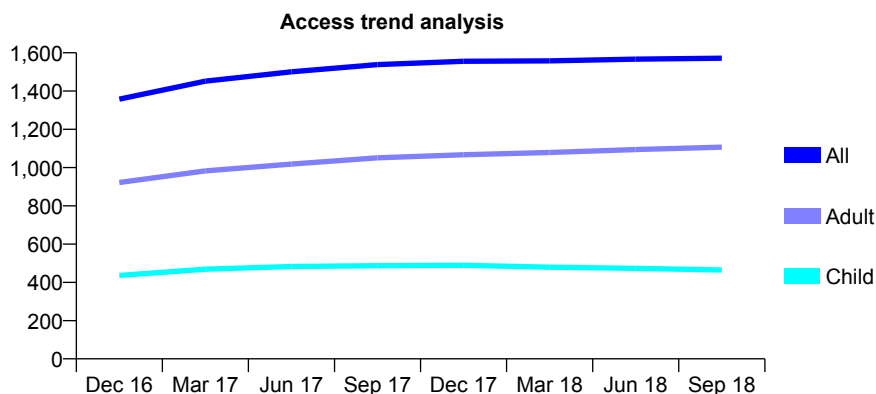
Q48 - Vital Signs At a Glance Contract Report for 181528/0005 - September 2018

Name or company name	Salaried Dental Service, Knowsley
Contract type name	PDS Contract
Purpose of contract	General
Contract start date	01/04/2015
Contract end date	31/03/2021

18/19 Contracted general activity (UDA)	3,393
Carry forward general activity (UDA)	0
18/19 Contracted orthodontic activity (UOA)	0
Carry forward orthodontic activity (UOA)	0
Baseline contract value	£427,823.01

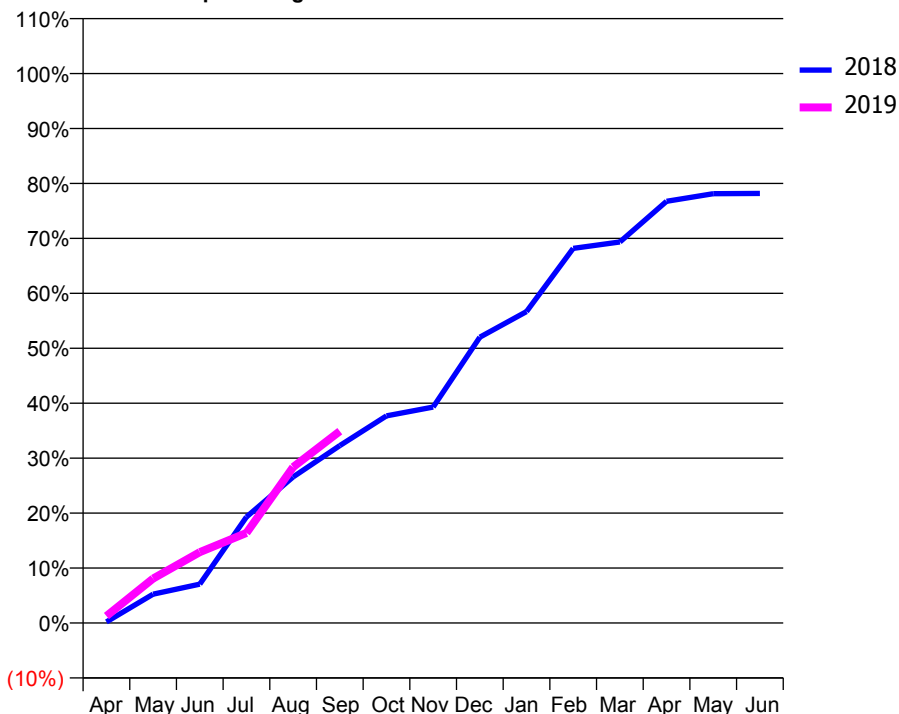
ACCESS*

Patients seen in 24 months	Total	Change since previous quarter
Quarter ending September 2017	1,538	
Quarter ending December 2017	1,556	→
Quarter ending March 2018	1,558	→
Quarter ending June 2018	1,567	→
Quarter ending September 2018	1,572	→
Variance since September 2017	2.2%	↑



ACTIVITY

Cumulative percentage of contracted UDA delivered 2018 & 2019



Month	Adjusted Scheduled Activity (UDA)	
	2018	2019
April	7	43
May	178	274
June	240	438
July	655	556
August	902	963
September	1,096	1,185
October	1,279	
November	1,334	
December	1,765	
January	1,923	
February	2,314	
March	2,353	
April	2,604	
May	2,651	
June	2,653	

QUALITY

	Quantity	Base Number	Contract	AT	Region	England
% of FP17s for the same patient ID Re-attending within 3 months - Children	29	343	8.5%	11.2%	12.2%	11.6%
% of FP17s for the same patient ID Re-attending within 3 months - Adults	97	752	12.9%	16.6%	15.8%	15.5%
% of FP17s for the same patient ID Re-attending between 3 & 9 months - Children	186	343	54.2%	54.6%	60.3%	58.8%
% of FP17s for the same patient ID Re-attending between 3 & 9 months - Adults	335	752	44.5%	45.2%	53.5%	51.1%
% of FP17s for Band 1 Urgent Courses	49	504	9.7%	12.0%	9.1%	9.0%
% of FP17s Relating to Free Repair or Replacements	9	504	1.8%	0.9%	1.0%	0.8%
% of FP17s Relating to Continuations	2	504	0.4%	1.2%	1.0%	0.9%
% of Patients satisfied with the dentistry they have received	1	1	N/A	91.7%	93.6%	93.3%
% of Patients satisfied with the time they had to wait for an appointment	1	1	N/A	89.5%	89.8%	88.9%

* This is based on patients treated on this contract for their most recent course of treatment. Figures in italics indicate the base number of FP17s or Patient Questionnaire responses are less than 100. N/A is shown where the base number of responses is less than 10 during the period. % is calculated as Quantity/Base number*100

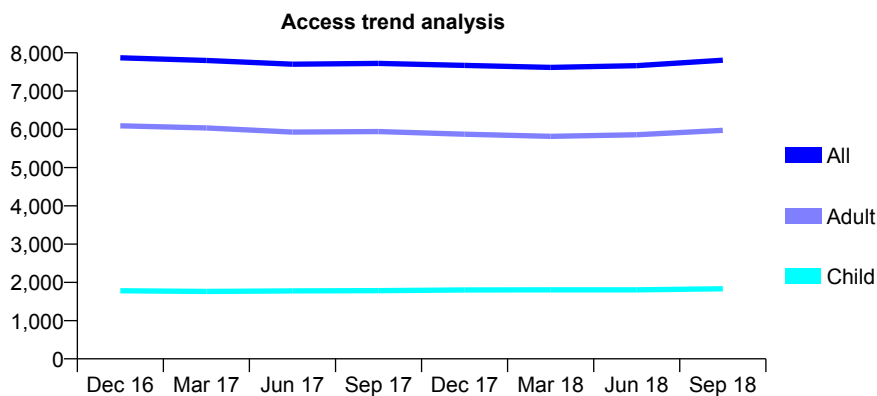
Q48 - Vital Signs At a Glance Contract Report for 182419/0001 - September 2018

Name or company name	Morris & Partners
Contract type name	GDS Contract
Purpose of contract	General
Contract start date	01/04/2011
Contract end date	

18/19 Contracted general activity (UDA)	25,360
Carry forward general activity (UDA)	0
18/19 Contracted orthodontic activity (UOA)	0
Carry forward orthodontic activity (UOA)	0
Baseline contract value	£654,313.21

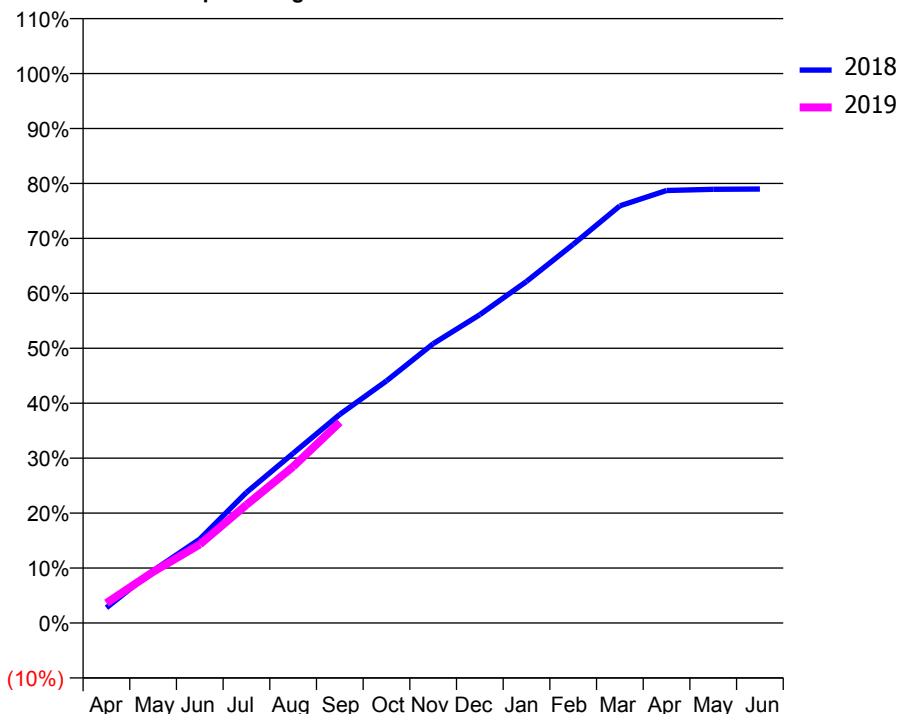
ACCESS*

Patients seen in 24 months	Total	Change since previous quarter
Quarter ending September 2017	7,723	
Quarter ending December 2017	7,671	→
Quarter ending March 2018	7,620	→
Quarter ending June 2018	7,662	→
Quarter ending September 2018	7,806	→
Variance since September 2017	1.1%	→



ACTIVITY

Cumulative percentage of contracted UDA delivered 2018 & 2019



Month	Adjusted Scheduled Activity (UDA)	
	2018	2019
April	706	921
May	2,417	2,359
June	3,872	3,625
July	6,031	5,457
August	7,831	7,218
September	9,625	9,264
October	11,175	
November	12,891	
December	14,233	
January	15,762	
February	17,474	
March	19,255	
April	19,963	
May	20,017	
June	20,028	

QUALITY

	Quantity	Base Number	Contract	AT	Region	England
% of FP17s for the same patient ID Re-attending within 3 months - Children	70	1,155	6.1%	11.2%	12.2%	11.6%
% of FP17s for the same patient ID Re-attending within 3 months - Adults	509	3,557	14.3%	16.6%	15.8%	15.5%
% of FP17s for the same patient ID Re-attending between 3 & 9 months - Children	556	1,155	48.1%	54.6%	60.3%	58.8%
% of FP17s for the same patient ID Re-attending between 3 & 9 months - Adults	1,413	3,557	39.7%	45.2%	53.5%	51.1%
% of FP17s for Band 1 Urgent Courses	409	4,368	9.4%	12.0%	9.1%	9.0%
% of FP17s Relating to Free Repair or Replacements	45	4,368	1.0%	0.9%	1.0%	0.8%
% of FP17s Relating to Continuations	84	4,368	1.9%	1.2%	1.0%	0.9%
% of Patients satisfied with the dentistry they have received	4	4	N/A	91.7%	93.6%	93.3%
% of Patients satisfied with the time they had to wait for an appointment	3	4	N/A	89.5%	89.8%	88.9%

* This is based on patients treated on this contract for their most recent course of treatment. Figures in italics indicate the base number of FP17s or Patient Questionnaire responses are less than 100. N/A is shown where the base number of responses is less than 10 during the period. % is calculated as Quantity/Base number*100

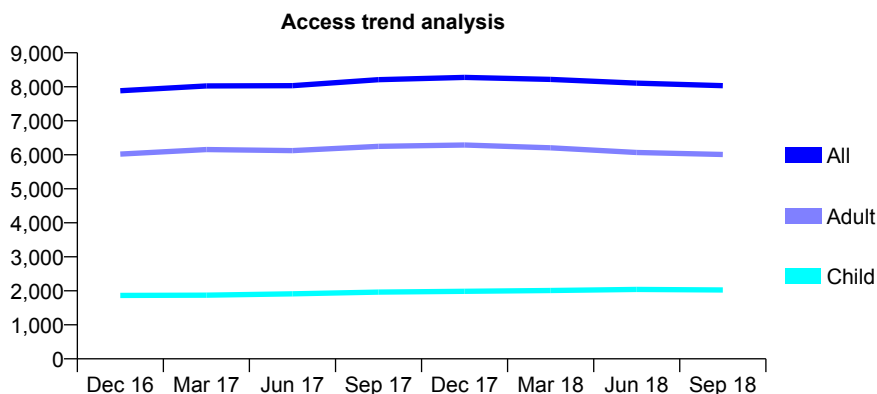
Q48 - Vital Signs At a Glance Contract Report for 184632/0001 - September 2018

Name or company name	Hale Road Dental Practice Limited
Contract type name	GDS Contract
Purpose of contract	General
Contract start date	01/02/2014
Contract end date	

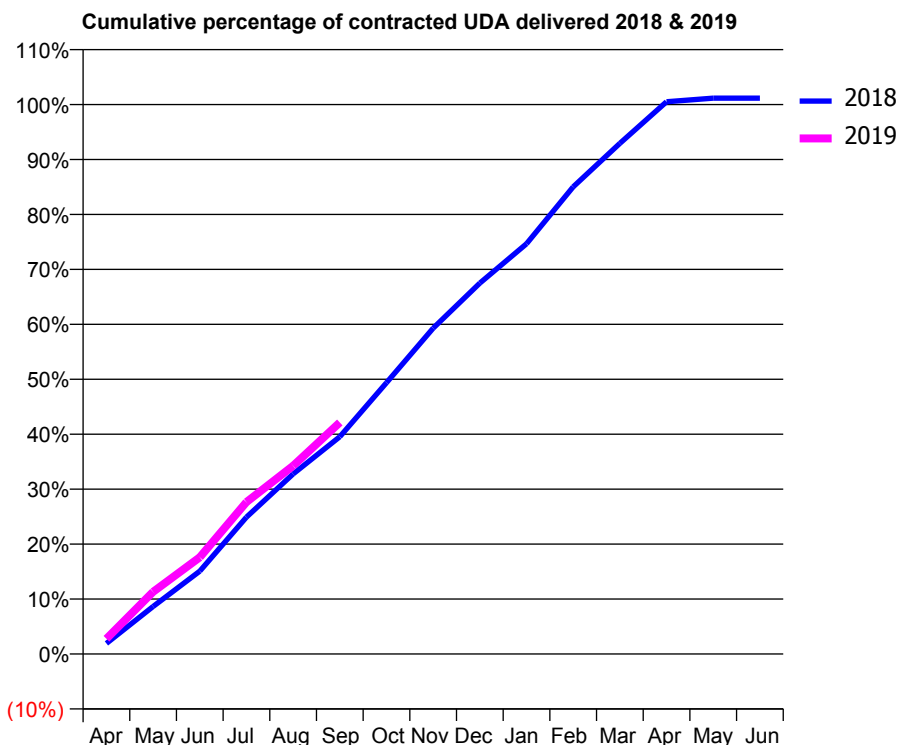
18/19 Contracted general activity (UDA)	22,467
Carry forward general activity (UDA)	308
18/19 Contracted orthodontic activity (UOA)	0
Carry forward orthodontic activity (UOA)	0
Baseline contract value	£600,670.94

ACCESS*

Patients seen in 24 months	Total	Change since previous quarter
Quarter ending September 2017	8,211	
Quarter ending December 2017	8,277	→
Quarter ending March 2018	8,216	→
Quarter ending June 2018	8,107	↓
Quarter ending September 2018	8,034	→
Variance since September 2017	(2.2%)	↓



ACTIVITY



Month	Adjusted Scheduled Activity (UDA)	
	2018	2019
April	432	623
May	1,945	2,541
June	3,388	3,958
July	5,594	6,213
August	7,365	7,694
September	8,885	9,465
October	11,090	
November	13,325	
December	15,164	
January	16,775	
February	19,102	
March	20,881	
April	22,581	
May	22,727	
June	22,727	

QUALITY

	Quantity	Base Number	Contract	AT	Region	England
% of FP17s for the same patient ID Re-attending within 3 months - Children	81	1,235	6.6%	11.2%	12.2%	11.6%
% of FP17s for the same patient ID Re-attending within 3 months - Adults	350	3,226	10.8%	16.6%	15.8%	15.5%
% of FP17s for the same patient ID Re-attending between 3 & 9 months - Children	479	1,235	38.8%	54.6%	60.3%	58.8%
% of FP17s for the same patient ID Re-attending between 3 & 9 months - Adults	1,223	3,226	37.9%	45.2%	53.5%	51.1%
% of FP17s for Band 1 Urgent Courses	711	3,927	18.1%	12.0%	9.1%	9.0%
% of FP17s Relating to Free Repair or Replacements	34	3,927	0.9%	0.9%	1.0%	0.8%
% of FP17s Relating to Continuations	5	3,927	0.1%	1.2%	1.0%	0.9%
% of Patients satisfied with the dentistry they have received	0	0	N/A	91.7%	93.6%	93.3%
% of Patients satisfied with the time they had to wait for an appointment	0	0	N/A	89.5%	89.8%	88.9%

* This is based on patients treated on this contract for their most recent course of treatment. Figures in italics indicate the base number of FP17s or Patient Questionnaire responses are less than 100. N/A is shown where the base number of responses is less than 10 during the period. % is calculated as Quantity/Base number*100

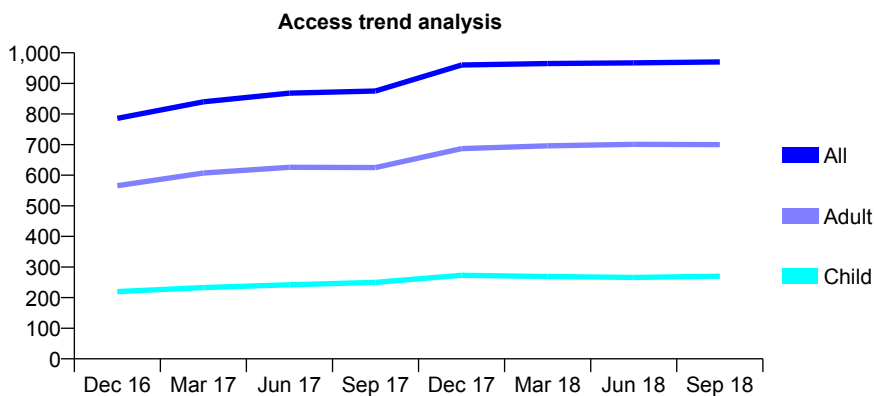
Q48 - Vital Signs At a Glance Contract Report for 185280/0001 - September 2018

Name or company name	Aigburth Smile Centre
Contract type name	GDS Contract
Purpose of contract	General
Contract start date	01/04/2011
Contract end date	

18/19 Contracted general activity (UDA)	2,666
Carry forward general activity (UDA)	0
18/19 Contracted orthodontic activity (UOA)	0
Carry forward orthodontic activity (UOA)	0
Baseline contract value	£68,785.45

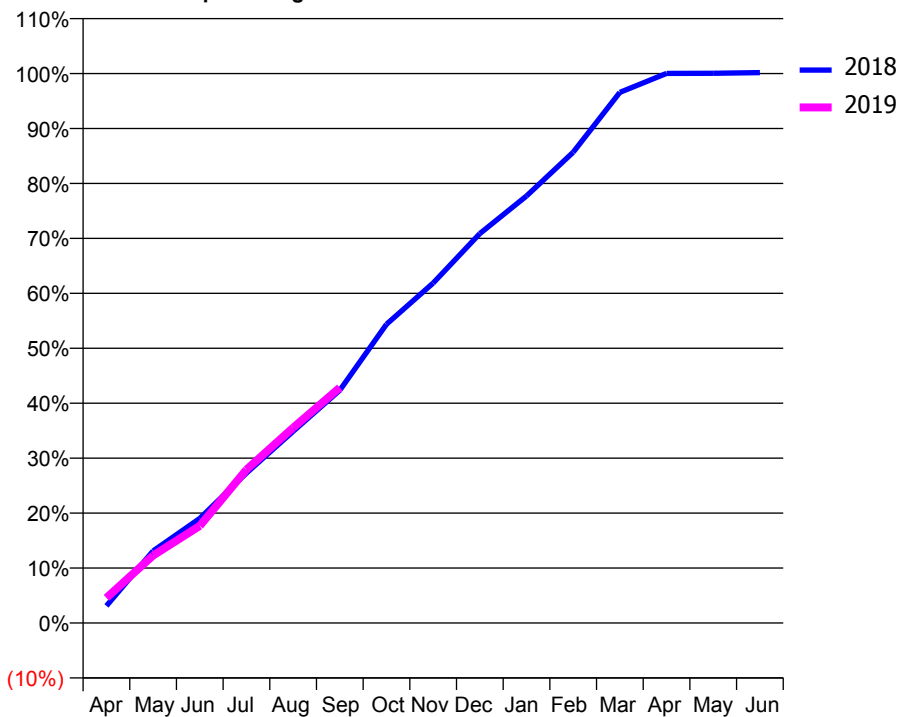
ACCESS*

Patients seen in 24 months	Total	Change since previous quarter
Quarter ending September 2017	875	
Quarter ending December 2017	960	↑
Quarter ending March 2018	965	→
Quarter ending June 2018	967	→
Quarter ending September 2018	970	→
Variance since September 2017	10.9%	↑



ACTIVITY

Cumulative percentage of contracted UDA delivered 2018 & 2019



Month	Adjusted Scheduled Activity (UDA)	
	2018	2019
April	83	122
May	350	328
June	508	472
July	728	745
August	930	947
September	1,129	1,142
October	1,449	
November	1,649	
December	1,889	
January	2,072	
February	2,284	
March	2,575	
April	2,666	
May	2,667	
June	2,670	

QUALITY

	Quantity	Base Number	Contract	AT	Region	England
% of FP17s for the same patient ID Re-attending within 3 months - Children	18	184	9.8%	11.2%	12.2%	11.6%
% of FP17s for the same patient ID Re-attending within 3 months - Adults	57	433	13.2%	16.6%	15.8%	15.5%
% of FP17s for the same patient ID Re-attending between 3 & 9 months - Children	106	184	57.6%	54.6%	60.3%	58.8%
% of FP17s for the same patient ID Re-attending between 3 & 9 months - Adults	214	433	49.4%	45.2%	53.5%	51.1%
% of FP17s for Band 1 Urgent Courses	52	576	9.0%	12.0%	9.1%	9.0%
% of FP17s Relating to Free Repair or Replacements	0	576	0.0%	0.9%	1.0%	0.8%
% of FP17s Relating to Continuations	0	576	0.0%	1.2%	1.0%	0.9%
% of Patients satisfied with the dentistry they have received	1	1	N/A	91.7%	93.6%	93.3%
% of Patients satisfied with the time they had to wait for an appointment	1	1	N/A	89.5%	89.8%	88.9%

* This is based on patients treated on this contract for their most recent course of treatment. Figures in italics indicate the base number of FP17s or Patient Questionnaire responses are less than 100. N/A is shown where the base number of responses is less than 10 during the period. % is calculated as Quantity/Base number*100

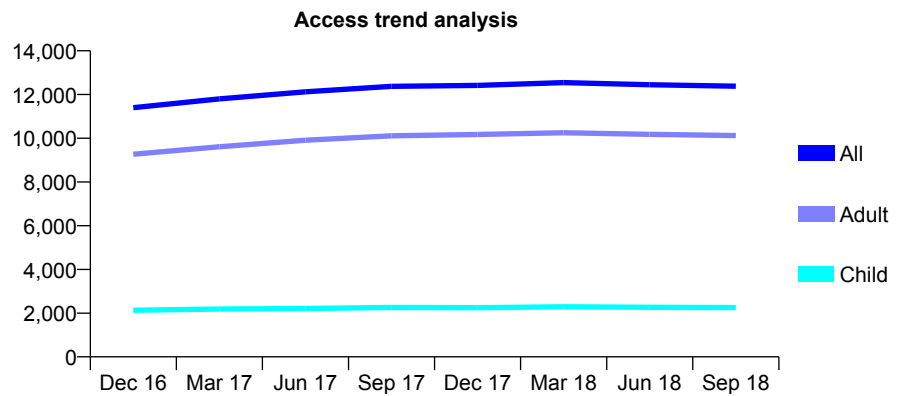
Q48 - Vital Signs At a Glance Contract Report for 187135/0001 - September 2018

Name or company name	Old Mill Lane Dental Practice Partnership
Contract type name	GDS Contract
Purpose of contract	General
Contract start date	01/06/2015
Contract end date	

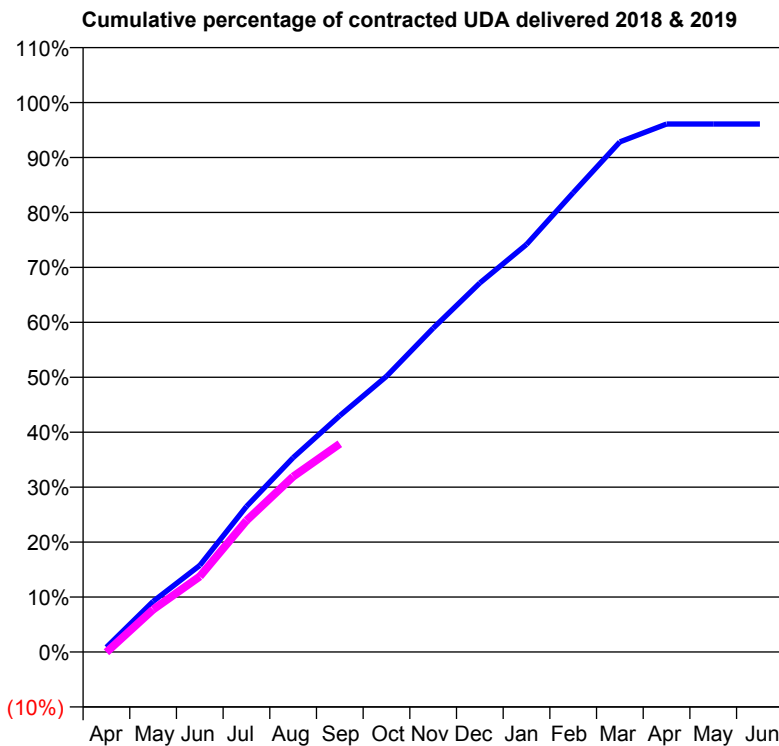
18/19 Contracted general activity (UDA)	34,136
Carry forward general activity (UDA)	1,339
18/19 Contracted orthodontic activity (UOA)	0
Carry forward orthodontic activity (UOA)	0
Baseline contract value	£1,131,518.47

ACCESS*

Patients seen in 24 months	Total	Change since previous quarter
Quarter ending September 2017	12,373	
Quarter ending December 2017	12,417	→
Quarter ending March 2018	12,543	→
Quarter ending June 2018	12,446	→
Quarter ending September 2018	12,378	→
Variance since September 2017	0.0%	→



ACTIVITY



Month	Adjusted Scheduled Activity (UDA)	
	2018	2019
April	298	-19
May	3,147	2,635
June	5,379	4,694
July	9,039	8,165
August	12,075	10,896
September	14,684	12,937
October	17,126	
November	20,113	
December	22,926	
January	25,320	
February	28,537	
March	31,692	
April	32,798	
May	32,798	
June	32,797	

QUALITY

	Quantity	Base Number	Contract	AT	Region	England
% of FP17s for the same patient ID Re-attending within 3 months - Children	138	1,941	7.1%	11.2%	12.2%	11.6%
% of FP17s for the same patient ID Re-attending within 3 months - Adults	822	6,112	13.4%	16.6%	15.8%	15.5%
% of FP17s for the same patient ID Re-attending between 3 & 9 months - Children	1,325	1,941	68.3%	54.6%	60.3%	58.8%
% of FP17s for the same patient ID Re-attending between 3 & 9 months - Adults	2,235	6,112	36.6%	45.2%	53.5%	51.1%
% of FP17s for Band 1 Urgent Courses	614	7,419	8.3%	12.0%	9.1%	9.0%
% of FP17s Relating to Free Repair or Replacements	44	7,419	0.6%	0.9%	1.0%	0.8%
% of FP17s Relating to Continuations	129	7,419	1.7%	1.2%	1.0%	0.9%
% of Patients satisfied with the dentistry they have received	20	20	100.0%	91.7%	93.6%	93.3%
% of Patients satisfied with the time they had to wait for an appointment	19	20	95.0%	89.5%	89.8%	88.9%

* This is based on patients treated on this contract for their most recent course of treatment. Figures in italics indicate the base number of FP17s or Patient Questionnaire responses are less than 100. N/A is shown where the base number of responses is less than 10 during the period. % is calculated as Quantity/Base number*100

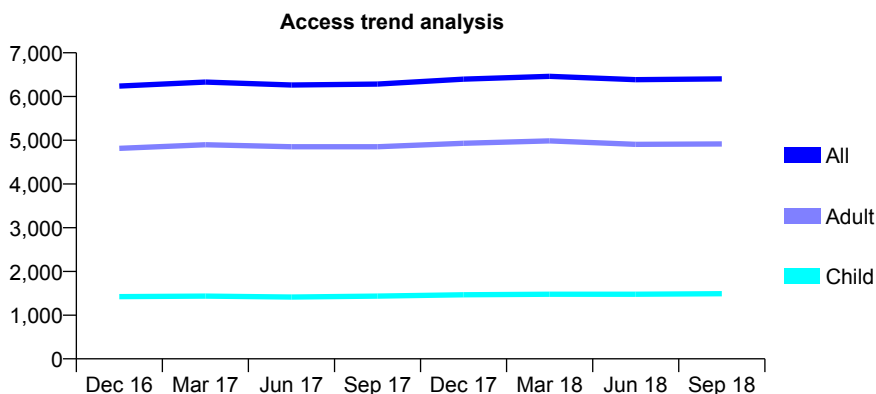
Q48 - Vital Signs At a Glance Contract Report for 187372/0001 - September 2018

Name or company name	KDP Care Limited
Contract type name	GDS Contract
Purpose of contract	General
Contract start date	01/05/2014
Contract end date	

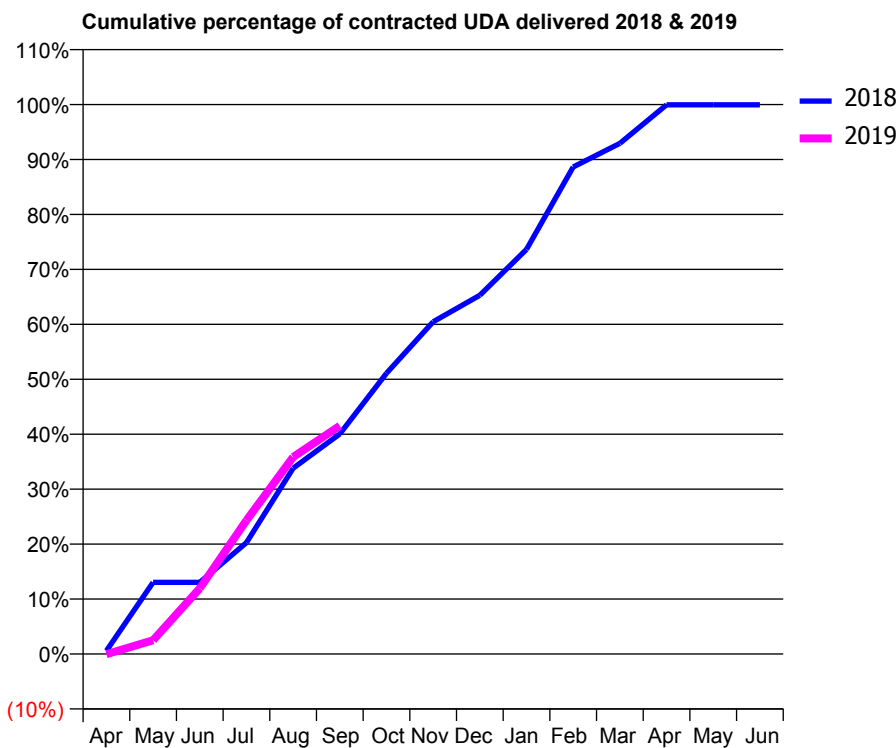
18/19 Contracted general activity (UDA)	18,348
Carry forward general activity (UDA)	10
18/19 Contracted orthodontic activity (UOA)	0
Carry forward orthodontic activity (UOA)	0
Baseline contract value	£592,855.72

ACCESS*

Patients seen in 24 months	Total	Change since previous quarter
Quarter ending September 2017	6,286	
Quarter ending December 2017	6,398	→
Quarter ending March 2018	6,463	→
Quarter ending June 2018	6,386	↓
Quarter ending September 2018	6,405	→
Variance since September 2017	1.9%	→



ACTIVITY



Month	Adjusted Scheduled Activity (UDA)	
	2018	2019
April	109	-10
May	2,394	462
June	2,394	2,195
July	3,722	4,466
August	6,206	6,579
September	7,350	7,622
October	9,373	
November	11,095	
December	11,981	
January	13,512	
February	16,264	
March	17,053	
April	18,337	
May	18,338	
June	18,338	

QUALITY

	Quantity	Base Number	Contract	AT	Region	England
% of FP17s for the same patient ID Re-attending within 3 months - Children	69	1,068	6.5%	11.2%	12.2%	11.6%
% of FP17s for the same patient ID Re-attending within 3 months - Adults	385	3,126	12.3%	16.6%	15.8%	15.5%
% of FP17s for the same patient ID Re-attending between 3 & 9 months - Children	614	1,068	57.5%	54.6%	60.3%	58.8%
% of FP17s for the same patient ID Re-attending between 3 & 9 months - Adults	1,567	3,126	50.1%	45.2%	53.5%	51.1%
% of FP17s for Band 1 Urgent Courses	334	3,614	9.2%	12.0%	9.1%	9.0%
% of FP17s Relating to Free Repair or Replacements	15	3,614	0.4%	0.9%	1.0%	0.8%
% of FP17s Relating to Continuations	59	3,614	1.6%	1.2%	1.0%	0.9%
% of Patients satisfied with the dentistry they have received	8	9	N/A	91.7%	93.6%	93.3%
% of Patients satisfied with the time they had to wait for an appointment	8	9	N/A	89.5%	89.8%	88.9%

* This is based on patients treated on this contract for their most recent course of treatment. Figures in italics indicate the base number of FP17s or Patient Questionnaire responses are less than 100. N/A is shown where the base number of responses is less than 10 during the period. % is calculated as Quantity/Base number*100

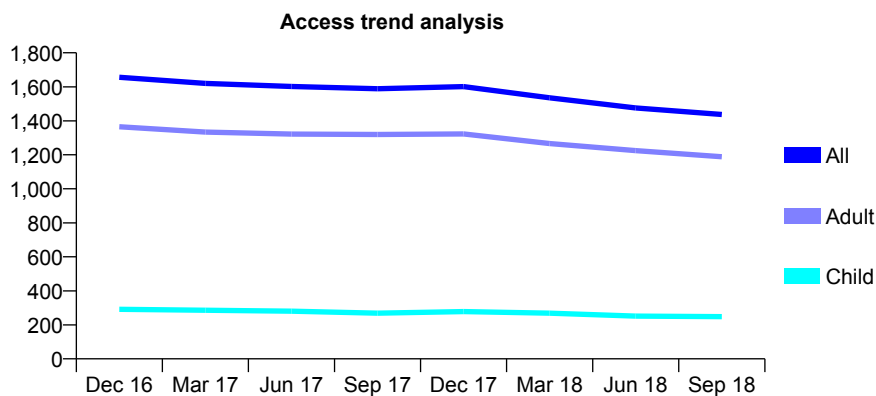
Q48 - Vital Signs At a Glance Contract Report for 189871/0001 - September 2018

Name or company name	St Johns Rd Dental Practice
Contract type name	PDS Contract
Purpose of contract	General
Contract start date	01/07/2011
Contract end date	30/06/2021

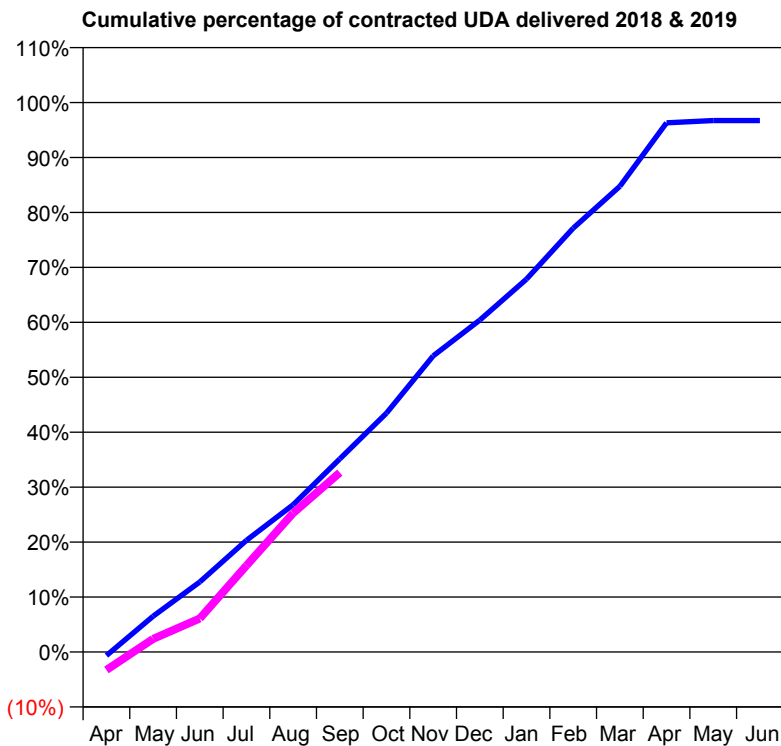
18/19 Contracted general activity (UDA)	6,652
Carry forward general activity (UDA)	218
18/19 Contracted orthodontic activity (UOA)	0
Carry forward orthodontic activity (UOA)	0
Baseline contract value	£225,584.69

ACCESS*

Patients seen in 24 months	Total	Change since previous quarter
Quarter ending September 2017	1,589	
Quarter ending December 2017	1,601	→
Quarter ending March 2018	1,535	↓
Quarter ending June 2018	1,476	↓
Quarter ending September 2018	1,437	↓
Variance since September 2017	(9.6%)	↓



ACTIVITY



Month	Adjusted Scheduled Activity (UDA)	
	2018	2019
April	-45	-218
May	433	159
June	848	407
July	1,352	1,046
August	1,783	1,682
September	2,339	2,172
October	2,892	
November	3,585	
December	4,019	
January	4,514	
February	5,131	
March	5,637	
April	6,406	
May	6,434	
June	6,434	

QUALITY

	Quantity	Base Number	Contract	AT	Region	England
% of FP17s for the same patient ID Re-attending within 3 months - Children	58	254	22.8%	11.2%	12.2%	11.6%
% of FP17s for the same patient ID Re-attending within 3 months - Adults	236	936	25.2%	16.6%	15.8%	15.5%
% of FP17s for the same patient ID Re-attending between 3 & 9 months - Children	137	254	53.9%	54.6%	60.3%	58.8%
% of FP17s for the same patient ID Re-attending between 3 & 9 months - Adults	507	936	54.2%	45.2%	53.5%	51.1%
% of FP17s for Band 1 Urgent Courses	88	962	9.1%	12.0%	9.1%	9.0%
% of FP17s Relating to Free Repair or Replacements	20	962	2.1%	0.9%	1.0%	0.8%
% of FP17s Relating to Continuations	26	962	2.7%	1.2%	1.0%	0.9%
% of Patients satisfied with the dentistry they have received	4	4	N/A	91.7%	93.6%	93.3%
% of Patients satisfied with the time they had to wait for an appointment	4	4	N/A	89.5%	89.8%	88.9%

* This is based on patients treated on this contract for their most recent course of treatment. Figures in italics indicate the base number of FP17s or Patient Questionnaire responses are less than 100. N/A is shown where the base number of responses is less than 10 during the period. % is calculated as Quantity/Base number*100

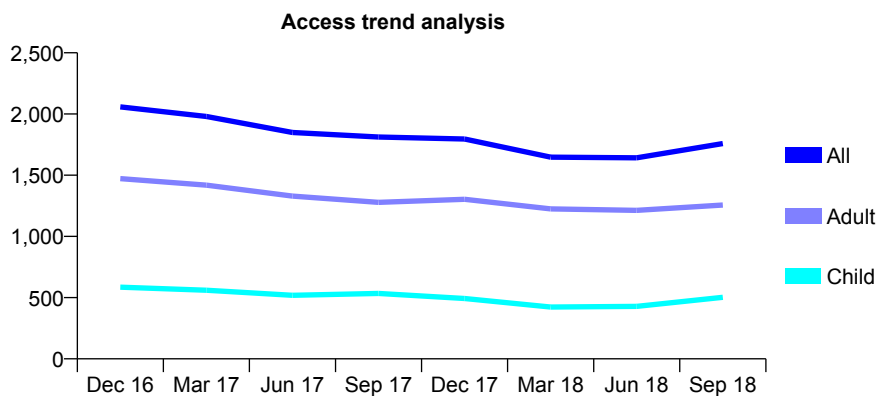
Q48 - Vital Signs At a Glance Contract Report for 190020/0001 - September 2018

Name or company name	Danescroft Dental Practice Ltd
Contract type name	GDS Contract
Purpose of contract	General
Contract start date	01/07/2009
Contract end date	

18/19 Contracted general activity (UDA)	6,926
Carry forward general activity (UDA)	0
18/19 Contracted orthodontic activity (UOA)	0
Carry forward orthodontic activity (UOA)	0
Baseline contract value	£210,952.65

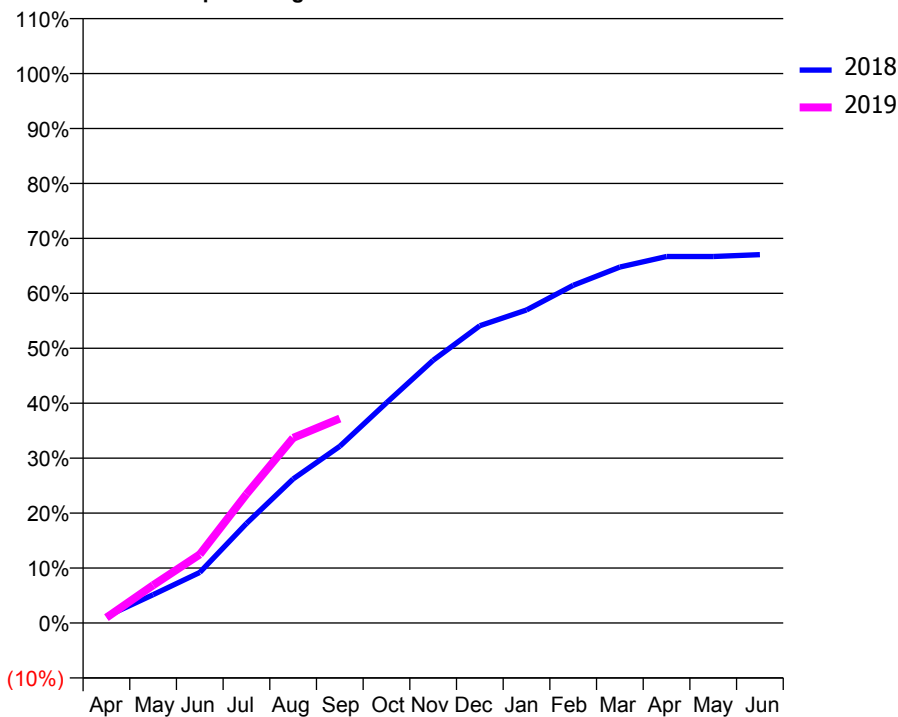
ACCESS*

Patients seen in 24 months	Total	Change since previous quarter
Quarter ending September 2017	1,812	
Quarter ending December 2017	1,796	→
Quarter ending March 2018	1,648	↓
Quarter ending June 2018	1,642	→
Quarter ending September 2018	1,759	↑
Variance since September 2017	(2.9%)	↓



ACTIVITY

Cumulative percentage of contracted UDA delivered 2018 & 2019



Month	Adjusted Scheduled Activity (UDA)	
	2018	2019
April	83	68
May	357	476
June	637	864
July	1,255	1,624
August	1,817	2,334
September	2,228	2,578
October	2,776	
November	3,312	
December	3,747	
January	3,945	
February	4,257	
March	4,486	
April	4,620	
May	4,619	
June	4,643	

QUALITY

	Quantity	Base Number	Contract	AT	Region	England
% of FP17s for the same patient ID Re-attending within 3 months - Children	22	376	5.9%	11.2%	12.2%	11.6%
% of FP17s for the same patient ID Re-attending within 3 months - Adults	80	747	10.7%	16.6%	15.8%	15.5%
% of FP17s for the same patient ID Re-attending between 3 & 9 months - Children	94	376	25.0%	54.6%	60.3%	58.8%
% of FP17s for the same patient ID Re-attending between 3 & 9 months - Adults	237	747	31.7%	45.2%	53.5%	51.1%
% of FP17s for Band 1 Urgent Courses	163	1,065	15.3%	12.0%	9.1%	9.0%
% of FP17s Relating to Free Repair or Replacements	5	1,065	0.5%	0.9%	1.0%	0.8%
% of FP17s Relating to Continuations	11	1,065	1.0%	1.2%	1.0%	0.9%
% of Patients satisfied with the dentistry they have received	1	1	N/A	91.7%	93.6%	93.3%
% of Patients satisfied with the time they had to wait for an appointment	1	1	N/A	89.5%	89.8%	88.9%

* This is based on patients treated on this contract for their most recent course of treatment. Figures in italics indicate the base number of FP17s or Patient Questionnaire responses are less than 100. N/A is shown where the base number of responses is less than 10 during the period. % is calculated as Quantity/Base number*100

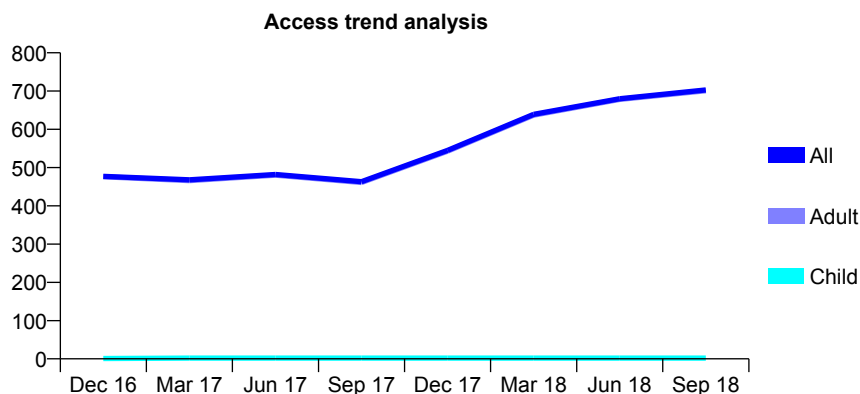
Q48 - Vital Signs At a Glance Contract Report for 190020/0002 - September 2018

Name or company name	Danescroft Dental Practice Ltd
Contract type name	GDS Contract
Purpose of contract	General
Contract start date	01/07/2009
Contract end date	

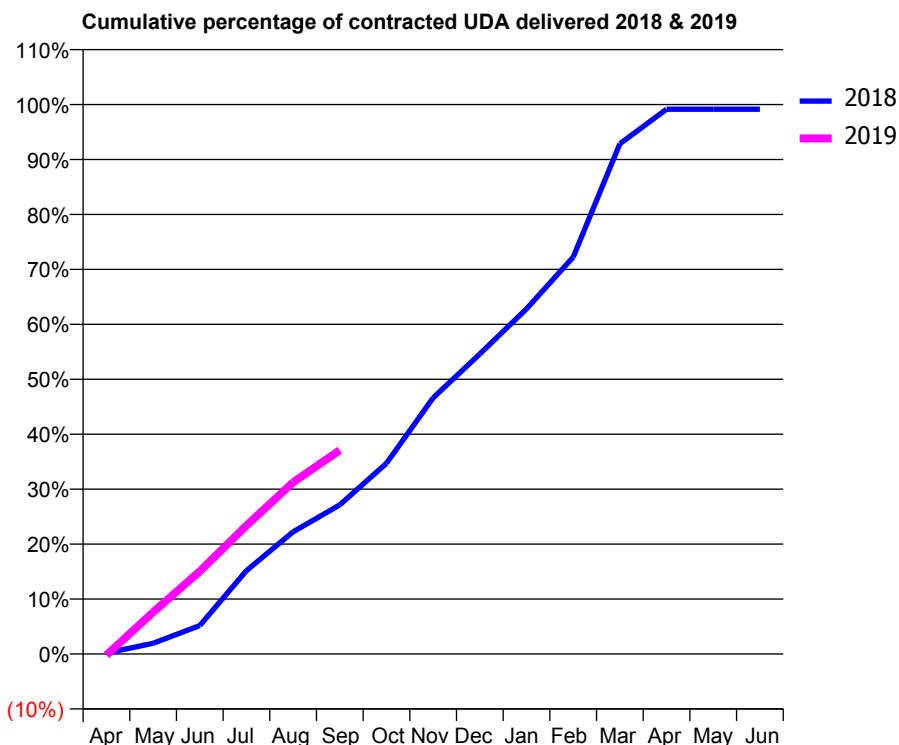
18/19 Contracted general activity (UDA)	2,100
Carry forward general activity (UDA)	18
18/19 Contracted orthodontic activity (UOA)	0
Carry forward orthodontic activity (UOA)	0
Baseline contract value	£192,888.24

ACCESS*

Patients seen in 24 months	Total	Change since previous quarter
Quarter ending September 2017	463	
Quarter ending December 2017	545	↑
Quarter ending March 2018	639	↑
Quarter ending June 2018	680	↑
Quarter ending September 2018	703	↑
Variance since September 2017	51.8%	↑



ACTIVITY



Month	Adjusted Scheduled Activity (UDA)	
	2018	2019
April	4	-5
May	41	160
June	109	316
July	319	491
August	467	656
September	570	779
October	729	
November	979	
December	1,147	
January	1,319	
February	1,517	
March	1,950	
April	2,082	
May	2,082	
June	2,082	

QUALITY

	Quantity	Base Number	Contract	AT	Region	England
% of FP17s for the same patient ID Re-attending within 3 months - Children	0	0	N/A	11.2%	12.2%	11.6%
% of FP17s for the same patient ID Re-attending within 3 months - Adults	13	210	6.2%	16.6%	15.8%	15.5%
% of FP17s for the same patient ID Re-attending between 3 & 9 months - Children	0	0	N/A	54.6%	60.3%	58.8%
% of FP17s for the same patient ID Re-attending between 3 & 9 months - Adults	21	210	10.0%	45.2%	53.5%	51.1%
% of FP17s for Band 1 Urgent Courses	0	200	0.0%	12.0%	9.1%	9.0%
% of FP17s Relating to Free Repair or Replacements	0	200	0.0%	0.9%	1.0%	0.8%
% of FP17s Relating to Continuations	5	200	2.5%	1.2%	1.0%	0.9%
% of Patients satisfied with the dentistry they have received	0	0	N/A	91.7%	93.6%	93.3%
% of Patients satisfied with the time they had to wait for an appointment	0	0	N/A	89.5%	89.8%	88.9%

* This is based on patients treated on this contract for their most recent course of treatment. Figures in italics indicate the base number of FP17s or Patient Questionnaire responses are less than 100. N/A is shown where the base number of responses is less than 10 during the period. % is calculated as Quantity/Base number*100

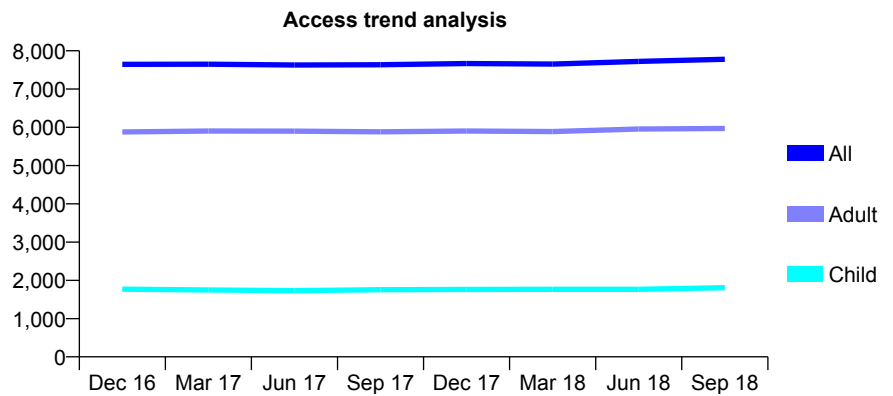
Q48 - Vital Signs At a Glance Contract Report for 190403/0001 - September 2018

Name or company name	Chantastic Limited
Contract type name	GDS Contract
Purpose of contract	General
Contract start date	01/04/2011
Contract end date	

18/19 Contracted general activity (UDA)	24,058
Carry forward general activity (UDA)	0
18/19 Contracted orthodontic activity (UOA)	0
Carry forward orthodontic activity (UOA)	0
Baseline contract value	£622,397.92

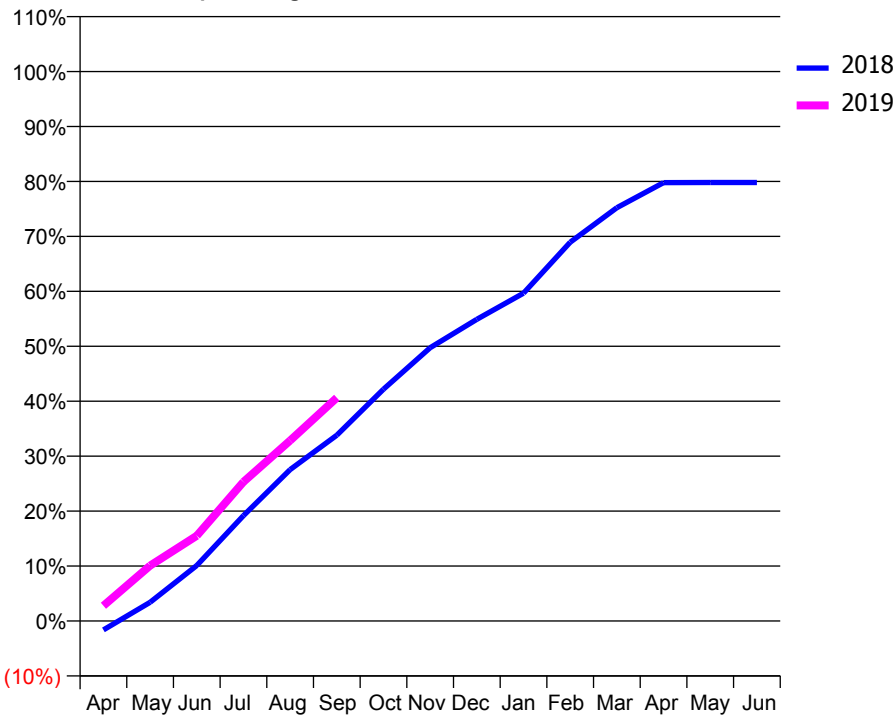
ACCESS*

Patients seen in 24 months	Total	Change since previous quarter
Quarter ending September 2017	7,636	
Quarter ending December 2017	7,668	→
Quarter ending March 2018	7,654	→
Quarter ending June 2018	7,724	→
Quarter ending September 2018	7,777	→
Variance since September 2017	1.8%	→



ACTIVITY

Cumulative percentage of contracted UDA delivered 2018 & 2019



Adjusted Scheduled Activity (UDA)		
Month	2018	2019
April	-395	671
May	819	2,427
June	2,433	3,734
July	4,612	6,092
August	6,628	7,901
September	8,136	9,774
October	10,147	
November	11,967	
December	13,211	
January	14,352	
February	16,583	
March	18,095	
April	19,194	
May	19,202	
June	19,202	

QUALITY

	Quantity	Base Number	Contract	AT	Region	England
% of FP17s for the same patient ID Re-attending within 3 months - Children	66	1,308	5.0%	11.2%	12.2%	11.6%
% of FP17s for the same patient ID Re-attending within 3 months - Adults	439	4,036	10.9%	16.6%	15.8%	15.5%
% of FP17s for the same patient ID Re-attending between 3 & 9 months - Children	731	1,308	55.9%	54.6%	60.3%	58.8%
% of FP17s for the same patient ID Re-attending between 3 & 9 months - Adults	2,060	4,036	51.0%	45.2%	53.5%	51.1%
% of FP17s for Band 1 Urgent Courses	431	4,866	8.9%	12.0%	9.1%	9.0%
% of FP17s Relating to Free Repair or Replacements	20	4,866	0.4%	0.9%	1.0%	0.8%
% of FP17s Relating to Continuations	49	4,866	1.0%	1.2%	1.0%	0.9%
% of Patients satisfied with the dentistry they have received	5	5	N/A	91.7%	93.6%	93.3%
% of Patients satisfied with the time they had to wait for an appointment	4	5	N/A	89.5%	89.8%	88.9%

* This is based on patients treated on this contract for their most recent course of treatment. Figures in italics indicate the base number of FP17s or Patient Questionnaire responses are less than 100. N/A is shown where the base number of responses is less than 10 during the period. % is calculated as Quantity/Base number*100

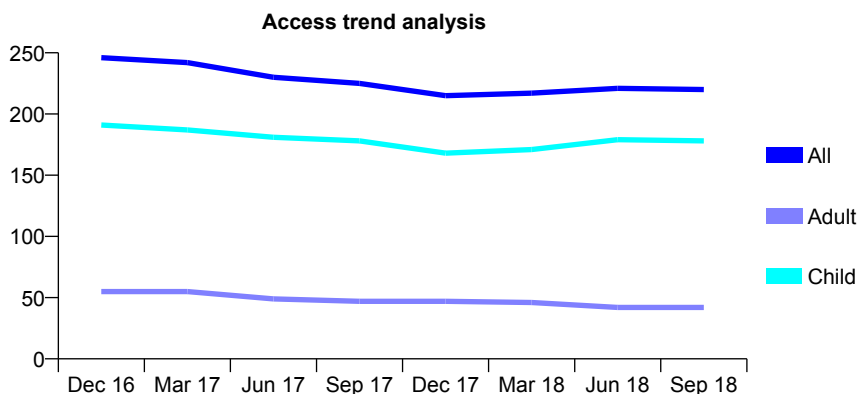
Q48 - Vital Signs At a Glance Contract Report for 190667/0001 - September 2018

Name or company name	Rainford Dental Surgery Limited
Contract type name	GDS Contract
Purpose of contract	General
Contract start date	01/04/2011
Contract end date	

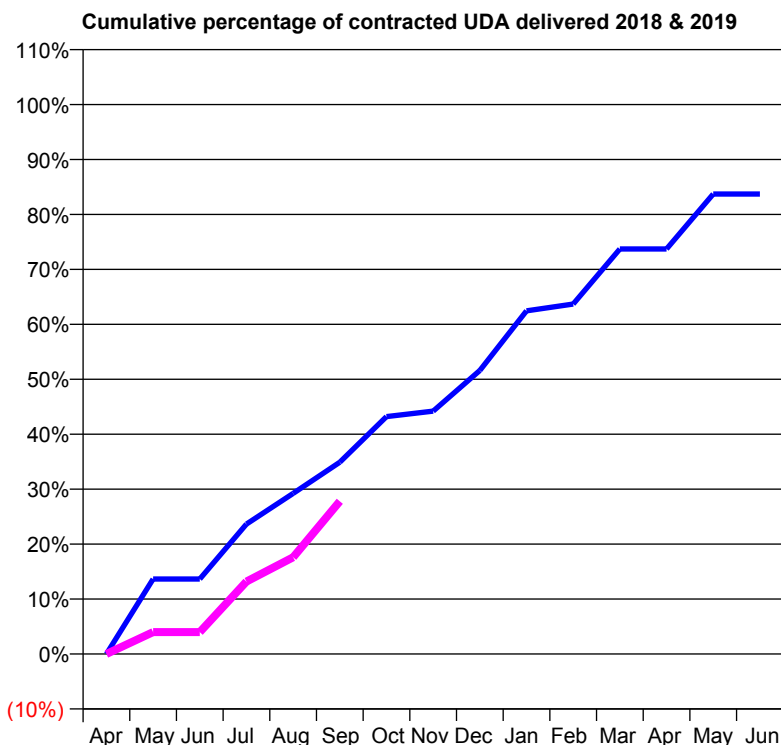
18/19 Contracted general activity (UDA)	500
Carry forward general activity (UDA)	0
18/19 Contracted orthodontic activity (UOA)	0
Carry forward orthodontic activity (UOA)	0
Baseline contract value	£10,714.41

ACCESS*

Patients seen in 24 months	Total	Change since previous quarter
Quarter ending September 2017	225	
Quarter ending December 2017	215	↓
Quarter ending March 2018	217	→
Quarter ending June 2018	221	→
Quarter ending September 2018	220	→
Variance since September 2017	(2.2%)	↓



ACTIVITY



Adjusted Scheduled Activity (UDA)		
Month	2018	2019
April	0	0
May	68	20
June	68	20
July	118	66
August	146	88
September	175	139
October	216	
November	221	
December	258	
January	312	
February	318	
March	369	
April	369	
May	419	
June	419	

QUALITY

	Quantity	Base Number	Contract	AT	Region	England
% of FP17s for the same patient ID Re-attending within 3 months - Children	6	122	4.9%	11.2%	12.2%	11.6%
% of FP17s for the same patient ID Re-attending within 3 months - Adults	0	11	0.0%	16.6%	15.8%	15.5%
% of FP17s for the same patient ID Re-attending between 3 & 9 months - Children	64	122	52.5%	54.6%	60.3%	58.8%
% of FP17s for the same patient ID Re-attending between 3 & 9 months - Adults	7	11	63.6%	45.2%	53.5%	51.1%
% of FP17s for Band 1 Urgent Courses	0	96	0.0%	12.0%	9.1%	9.0%
% of FP17s Relating to Free Repair or Replacements	0	96	0.0%	0.9%	1.0%	0.8%
% of FP17s Relating to Continuations	0	96	0.0%	1.2%	1.0%	0.9%
% of Patients satisfied with the dentistry they have received	0	0	N/A	91.7%	93.6%	93.3%
% of Patients satisfied with the time they had to wait for an appointment	0	0	N/A	89.5%	89.8%	88.9%

* This is based on patients treated on this contract for their most recent course of treatment. Figures in italics indicate the base number of FP17s or Patient Questionnaire responses are less than 100. N/A is shown where the base number of responses is less than 10 during the period. % is calculated as Quantity/Base number*100

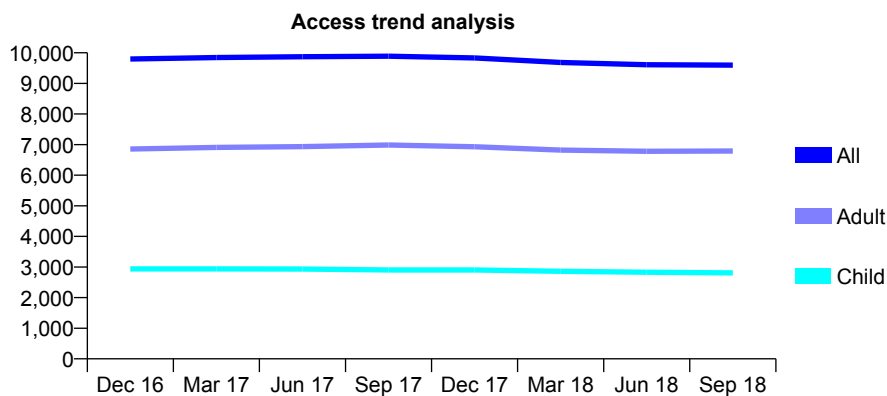
Q48 - Vital Signs At a Glance Contract Report for 190705/0001 - September 2018

Name or company name	J E Thorpe and Associates Ltd
Contract type name	GDS Contract
Purpose of contract	General
Contract start date	01/04/2009
Contract end date	

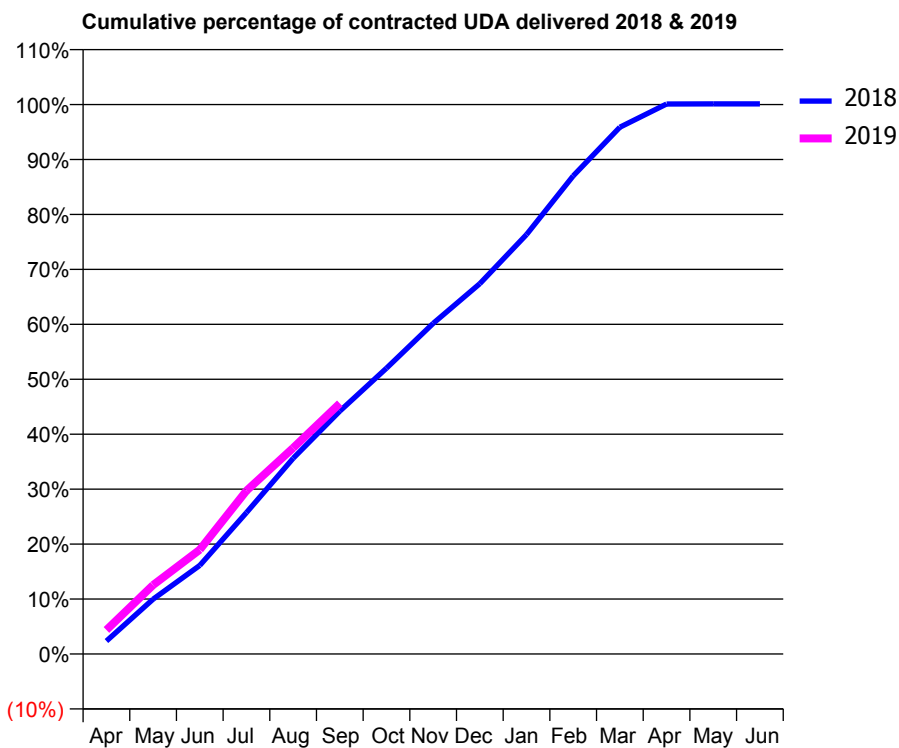
18/19 Contracted general activity (UDA)	26,250
Carry forward general activity (UDA)	0
18/19 Contracted orthodontic activity (UOA)	0
Carry forward orthodontic activity (UOA)	0
Baseline contract value	£639,806.64

ACCESS*

Patients seen in 24 months	Total	Change since previous quarter
Quarter ending September 2017	9,891	
Quarter ending December 2017	9,833	→
Quarter ending March 2018	9,683	↓
Quarter ending June 2018	9,612	→
Quarter ending September 2018	9,599	→
Variance since September 2017	(3.0%)	↓



ACTIVITY



Adjusted Scheduled Activity (UDA)		
Month	2018	2019
April	619	1,148
May	2,624	3,295
June	4,236	4,986
July	6,754	7,799
August	9,350	9,843
September	11,606	11,975
October	13,653	
November	15,795	
December	17,695	
January	20,036	
February	22,841	
March	25,163	
April	26,272	
May	26,277	
June	26,277	

QUALITY

	Quantity	Base Number	Contract	AT	Region	England
% of FP17s for the same patient ID Re-attending within 3 months - Children	235	2,667	8.8%	11.2%	12.2%	11.6%
% of FP17s for the same patient ID Re-attending within 3 months - Adults	512	4,150	12.3%	16.6%	15.8%	15.5%
% of FP17s for the same patient ID Re-attending between 3 & 9 months - Children	1,890	2,667	70.9%	54.6%	60.3%	58.8%
% of FP17s for the same patient ID Re-attending between 3 & 9 months - Adults	2,067	4,150	49.8%	45.2%	53.5%	51.1%
% of FP17s for Band 1 Urgent Courses	365	6,057	6.0%	12.0%	9.1%	9.0%
% of FP17s Relating to Free Repair or Replacements	56	6,057	0.9%	0.9%	1.0%	0.8%
% of FP17s Relating to Continuations	107	6,057	1.8%	1.2%	1.0%	0.9%
% of Patients satisfied with the dentistry they have received	10	12	83.3%	91.7%	93.6%	93.3%
% of Patients satisfied with the time they had to wait for an appointment	10	12	83.3%	89.5%	89.8%	88.9%

* This is based on patients treated on this contract for their most recent course of treatment. Figures in italics indicate the base number of FP17s or Patient Questionnaire responses are less than 100. N/A is shown where the base number of responses is less than 10 during the period. % is calculated as Quantity/Base number*100

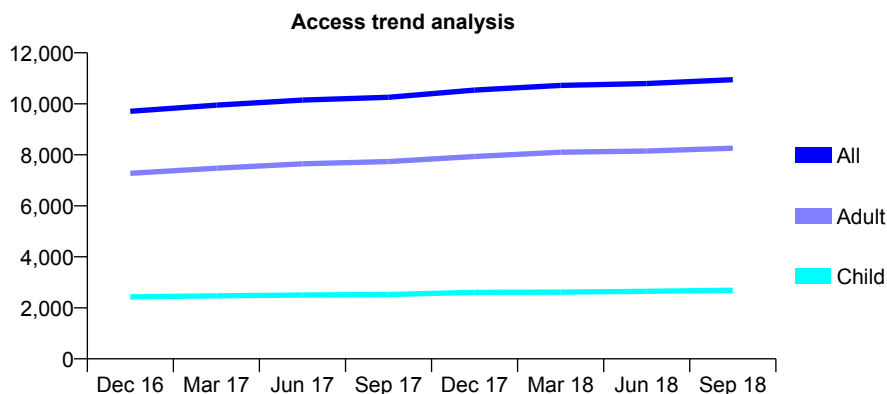
Q48 - Vital Signs At a Glance Contract Report for 190969/0001 - September 2018

Name or company name	Sheil Road Dental Practice
Contract type name	GDS Contract
Purpose of contract	General
Contract start date	01/09/2009
Contract end date	

18/19 Contracted general activity (UDA)	34,500
Carry forward general activity (UDA)	0
18/19 Contracted orthodontic activity (UOA)	0
Carry forward orthodontic activity (UOA)	0
Baseline contract value	£933,879.35

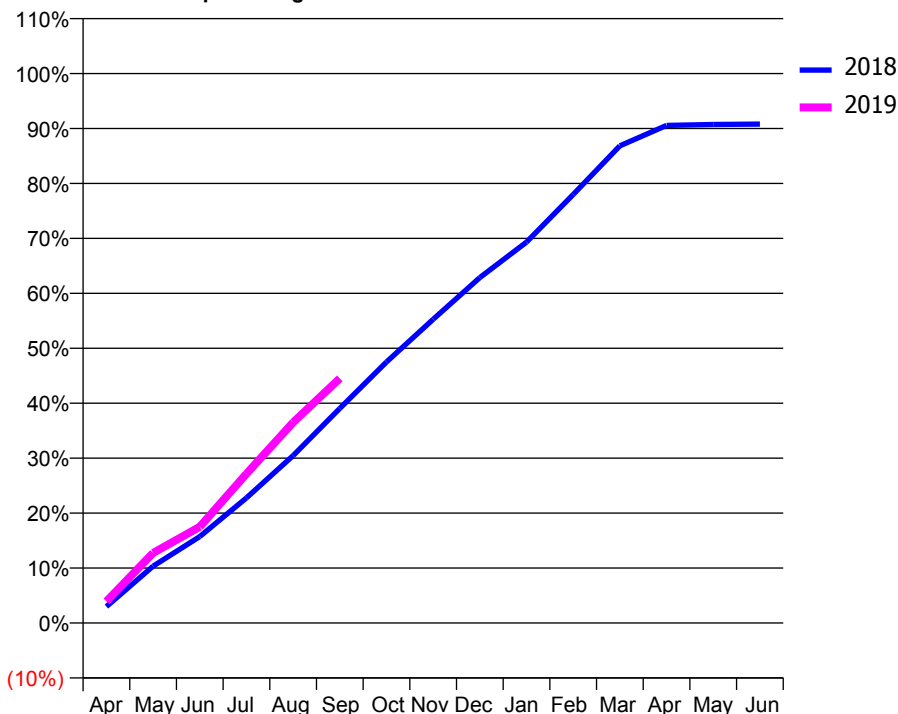
ACCESS*

Patients seen in 24 months	Total	Change since previous quarter
Quarter ending September 2017	10,257	
Quarter ending December 2017	10,541	↑
Quarter ending March 2018	10,721	→
Quarter ending June 2018	10,796	→
Quarter ending September 2018	10,947	→
Variance since September 2017	6.7%	↑



ACTIVITY

Cumulative percentage of contracted UDA delivered 2018 & 2019



Month	Adjusted Scheduled Activity (UDA)	
	2018	2019
April	1,035	1,364
May	3,571	4,398
June	5,427	6,043
July	7,858	9,371
August	10,513	12,598
September	13,471	15,362
October	16,390	
November	19,068	
December	21,687	
January	23,912	
February	26,906	
March	29,958	
April	31,240	
May	31,300	
June	31,321	

QUALITY

	Quantity	Base Number	Contract	AT	Region	England
% of FP17s for the same patient ID Re-attending within 3 months - Children	178	1,847	9.6%	11.2%	12.2%	11.6%
% of FP17s for the same patient ID Re-attending within 3 months - Adults	953	5,275	18.1%	16.6%	15.8%	15.5%
% of FP17s for the same patient ID Re-attending between 3 & 9 months - Children	997	1,847	54.0%	54.6%	60.3%	58.8%
% of FP17s for the same patient ID Re-attending between 3 & 9 months - Adults	2,341	5,275	44.4%	45.2%	53.5%	51.1%
% of FP17s for Band 1 Urgent Courses	912	6,303	14.5%	12.0%	9.1%	9.0%
% of FP17s Relating to Free Repair or Replacements	55	6,303	0.9%	0.9%	1.0%	0.8%
% of FP17s Relating to Continuations	63	6,303	1.0%	1.2%	1.0%	0.9%
% of Patients satisfied with the dentistry they have received	4	4	N/A	91.7%	93.6%	93.3%
% of Patients satisfied with the time they had to wait for an appointment	4	4	N/A	89.5%	89.8%	88.9%

* This is based on patients treated on this contract for their most recent course of treatment. Figures in italics indicate the base number of FP17s or Patient Questionnaire responses are less than 100. N/A is shown where the base number of responses is less than 10 during the period. % is calculated as Quantity/Base number*100

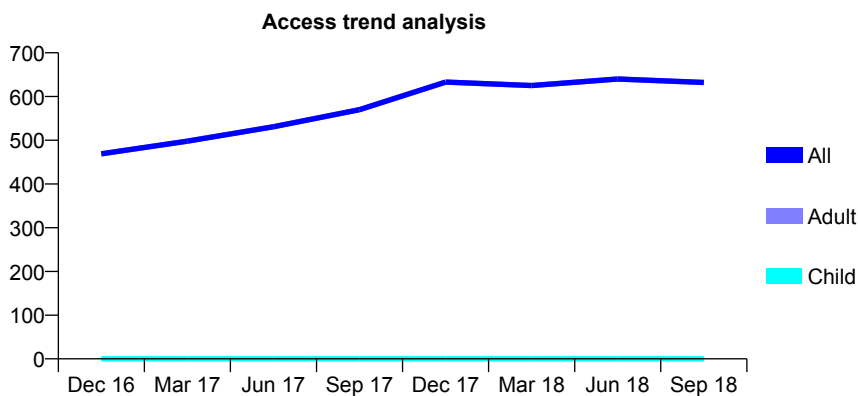
Q48 - Vital Signs At a Glance Contract Report for 190969/0002 - September 2018

Name or company name	Sheil Road Dental Practice
Contract type name	GDS Contract
Purpose of contract	General
Contract start date	01/01/2010
Contract end date	31/03/2019

18/19 Contracted general activity (UDA)	1,750
Carry forward general activity (UDA)	0
18/19 Contracted orthodontic activity (UOA)	0
Carry forward orthodontic activity (UOA)	0
Baseline contract value	£56,158.88

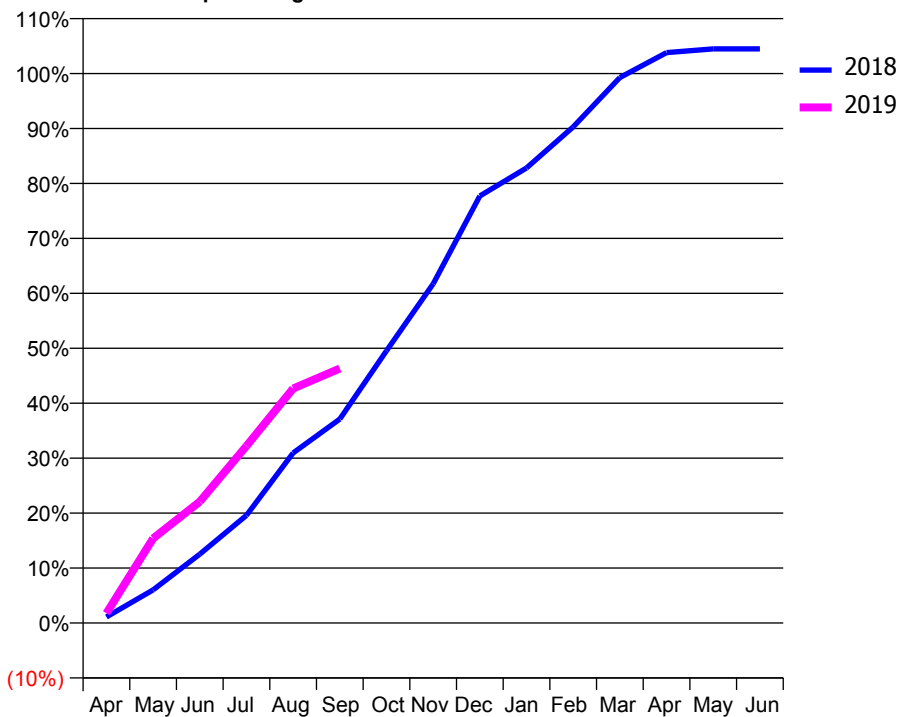
ACCESS*

Patients seen in 24 months	Total	Change since previous quarter
Quarter ending September 2017	570	
Quarter ending December 2017	633	↑
Quarter ending March 2018	625	↓
Quarter ending June 2018	640	↑
Quarter ending September 2018	632	↓
Variance since September 2017	10.9%	↑



ACTIVITY

Cumulative percentage of contracted UDA delivered 2018 & 2019



Adjusted Scheduled Activity (UDA)

Month	2018	2019
April	19	31
May	105	269
June	219	387
July	343	564
August	542	747
September	650	811
October	867	
November	1,080	
December	1,360	
January	1,449	
February	1,580	
March	1,737	
April	1,817	
May	1,829	
June	1,829	

QUALITY

	Quantity	Base Number	Contract	AT	Region	England
% of FP17s for the same patient ID Re-attending within 3 months - Children	0	0	N/A	11.2%	12.2%	11.6%
% of FP17s for the same patient ID Re-attending within 3 months - Adults	30	234	12.8%	16.6%	15.8%	15.5%
% of FP17s for the same patient ID Re-attending between 3 & 9 months - Children	0	0	N/A	54.6%	60.3%	58.8%
% of FP17s for the same patient ID Re-attending between 3 & 9 months - Adults	58	234	24.8%	45.2%	53.5%	51.1%
% of FP17s for Band 1 Urgent Courses	33	222	14.9%	12.0%	9.1%	9.0%
% of FP17s Relating to Free Repair or Replacements	0	222	0.0%	0.9%	1.0%	0.8%
% of FP17s Relating to Continuations	4	222	1.8%	1.2%	1.0%	0.9%
% of Patients satisfied with the dentistry they have received	1	1	N/A	91.7%	93.6%	93.3%
% of Patients satisfied with the time they had to wait for an appointment	1	1	N/A	89.5%	89.8%	88.9%

* This is based on patients treated on this contract for their most recent course of treatment. Figures in italics indicate the base number of FP17s or Patient Questionnaire responses are less than 100. N/A is shown where the base number of responses is less than 10 during the period. % is calculated as Quantity/Base number*100

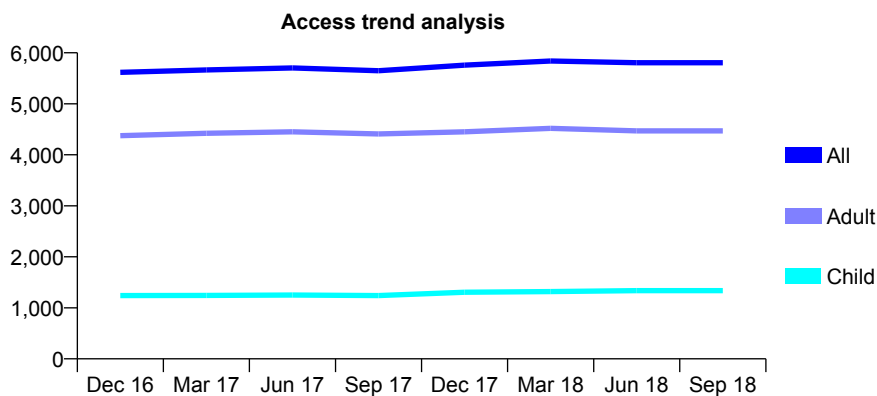
Q48 - Vital Signs At a Glance Contract Report for 193003/0001 - September 2018

Name or company name	Aintree Dental Practice
Contract type name	GDS Contract
Purpose of contract	General
Contract start date	01/06/2009
Contract end date	

18/19 Contracted general activity (UDA)	20,439
Carry forward general activity (UDA)	0
18/19 Contracted orthodontic activity (UOA)	0
Carry forward orthodontic activity (UOA)	0
Baseline contract value	£527,334.92

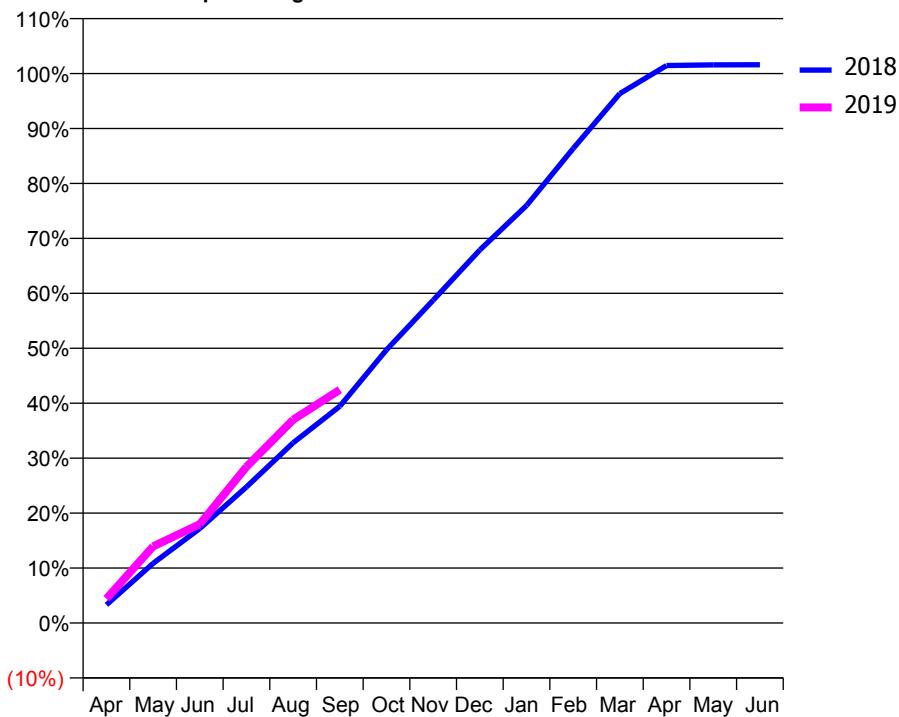
ACCESS*

Patients seen in 24 months	Total	Change since previous quarter
Quarter ending September 2017	5,649	
Quarter ending December 2017	5,757	→
Quarter ending March 2018	5,839	→
Quarter ending June 2018	5,805	→
Quarter ending September 2018	5,806	→
Variance since September 2017	2.8%	↑



ACTIVITY

Cumulative percentage of contracted UDA delivered 2018 & 2019



Month	Adjusted Scheduled Activity (UDA)	
	2018	2019
April	678	908
May	2,221	2,848
June	3,515	3,679
July	5,062	5,810
August	6,702	7,561
September	8,062	8,680
October	10,158	
November	12,007	
December	13,876	
January	15,526	
February	17,651	
March	19,695	
April	20,734	
May	20,761	
June	20,763	

QUALITY

	Quantity	Base Number	Contract	AT	Region	England
% of FP17s for the same patient ID Re-attending within 3 months - Children	66	948	7.0%	11.2%	12.2%	11.6%
% of FP17s for the same patient ID Re-attending within 3 months - Adults	403	2,580	15.6%	16.6%	15.8%	15.5%
% of FP17s for the same patient ID Re-attending between 3 & 9 months - Children	508	948	53.6%	54.6%	60.3%	58.8%
% of FP17s for the same patient ID Re-attending between 3 & 9 months - Adults	1,071	2,580	41.5%	45.2%	53.5%	51.1%
% of FP17s for Band 1 Urgent Courses	341	3,210	10.6%	12.0%	9.1%	9.0%
% of FP17s Relating to Free Repair or Replacements	15	3,210	0.5%	0.9%	1.0%	0.8%
% of FP17s Relating to Continuations	69	3,210	2.1%	1.2%	1.0%	0.9%
% of Patients satisfied with the dentistry they have received	6	6	N/A	91.7%	93.6%	93.3%
% of Patients satisfied with the time they had to wait for an appointment	6	6	N/A	89.5%	89.8%	88.9%

* This is based on patients treated on this contract for their most recent course of treatment. Figures in italics indicate the base number of FP17s or Patient Questionnaire responses are less than 100. N/A is shown where the base number of responses is less than 10 during the period. % is calculated as Quantity/Base number*100

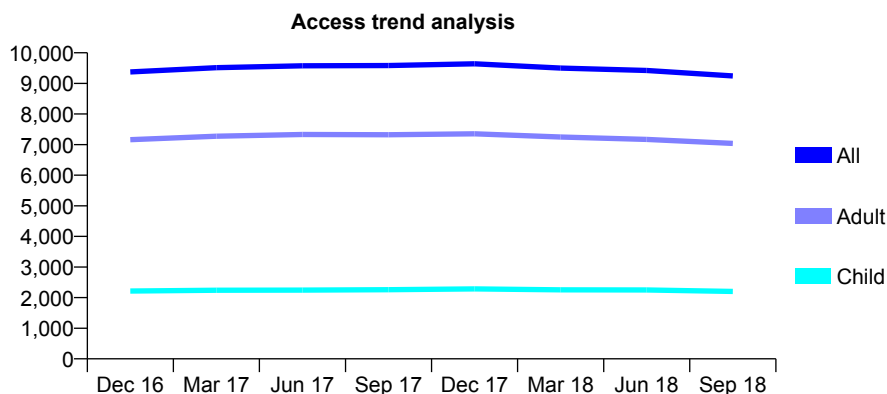
Q48 - Vital Signs At a Glance Contract Report for 195294/0001 - September 2018

Name or company name	Deacon Dental Ltd
Contract type name	GDS Contract
Purpose of contract	General
Contract start date	01/04/2009
Contract end date	

18/19 Contracted general activity (UDA)	33,226
Carry forward general activity (UDA)	0
18/19 Contracted orthodontic activity (UOA)	0
Carry forward orthodontic activity (UOA)	0
Baseline contract value	£946,117.87

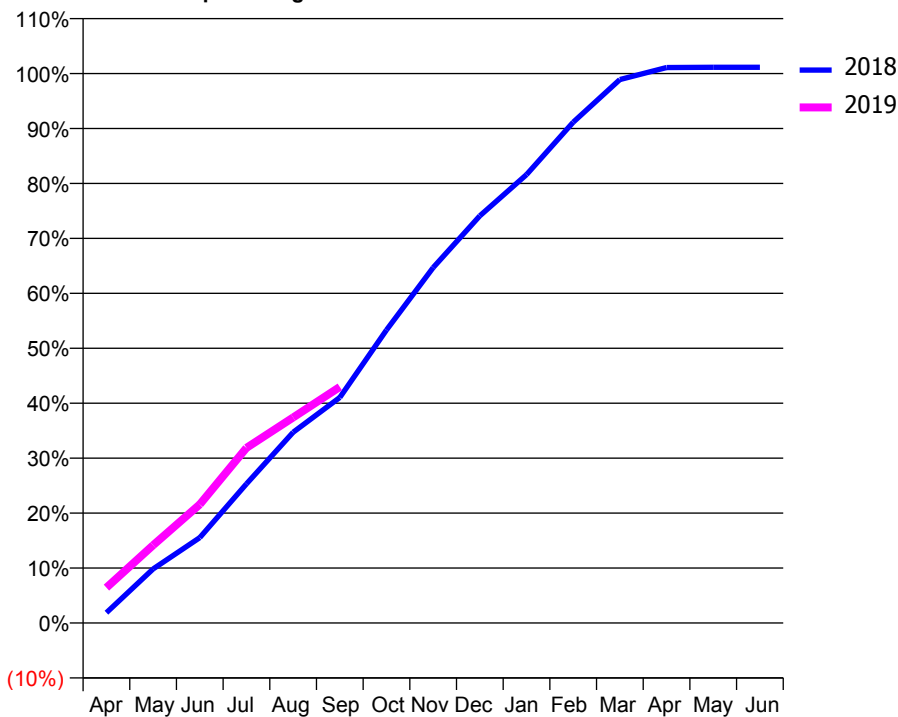
ACCESS*

Patients seen in 24 months	Total	Change since previous quarter
Quarter ending September 2017	9,583	
Quarter ending December 2017	9,640	→
Quarter ending March 2018	9,503	↓
Quarter ending June 2018	9,424	→
Quarter ending September 2018	9,242	↓
Variance since September 2017	(3.6%)	↓



ACTIVITY

Cumulative percentage of contracted UDA delivered 2018 & 2019



Month	Adjusted Scheduled Activity (UDA)	
	2018	2019
April	624	2,144
May	3,272	4,705
June	5,162	7,174
July	8,418	10,594
August	11,536	12,432
September	13,642	14,272
October	17,721	
November	21,495	
December	24,619	
January	27,115	
February	30,281	
March	32,860	
April	33,585	
May	33,602	
June	33,603	

QUALITY

	Quantity	Base Number	Contract	AT	Region	England
% of FP17s for the same patient ID Re-attending within 3 months - Children	205	1,971	10.4%	11.2%	12.2%	11.6%
% of FP17s for the same patient ID Re-attending within 3 months - Adults	885	4,498	19.7%	16.6%	15.8%	15.5%
% of FP17s for the same patient ID Re-attending between 3 & 9 months - Children	1,311	1,971	66.5%	54.6%	60.3%	58.8%
% of FP17s for the same patient ID Re-attending between 3 & 9 months - Adults	2,187	4,498	48.6%	45.2%	53.5%	51.1%
% of FP17s for Band 1 Urgent Courses	678	6,164	11.0%	12.0%	9.1%	9.0%
% of FP17s Relating to Free Repair or Replacements	77	6,164	1.2%	0.9%	1.0%	0.8%
% of FP17s Relating to Continuations	61	6,164	1.0%	1.2%	1.0%	0.9%
% of Patients satisfied with the dentistry they have received	4	5	N/A	91.7%	93.6%	93.3%
% of Patients satisfied with the time they had to wait for an appointment	5	5	N/A	89.5%	89.8%	88.9%

* This is based on patients treated on this contract for their most recent course of treatment. Figures in italics indicate the base number of FP17s or Patient Questionnaire responses are less than 100. N/A is shown where the base number of responses is less than 10 during the period. % is calculated as Quantity/Base number*100

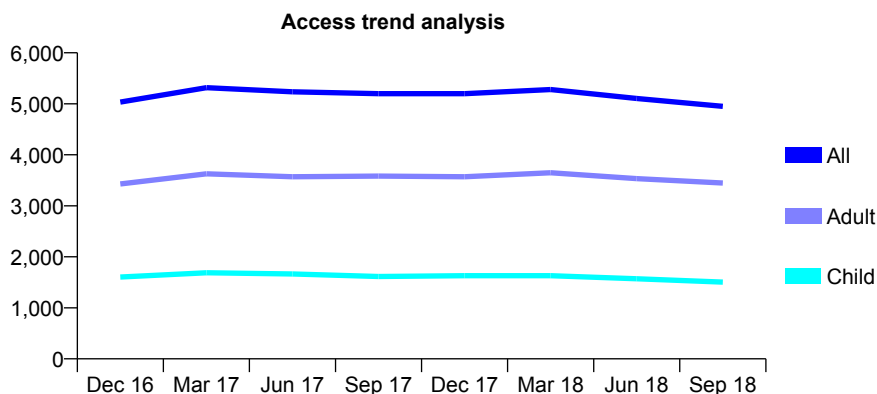
Q48 - Vital Signs At a Glance Contract Report for 197246/0001 - September 2018

Name or company name	Bennett and McGinty
Contract type name	GDS Contract
Purpose of contract	General
Contract start date	01/04/2009
Contract end date	

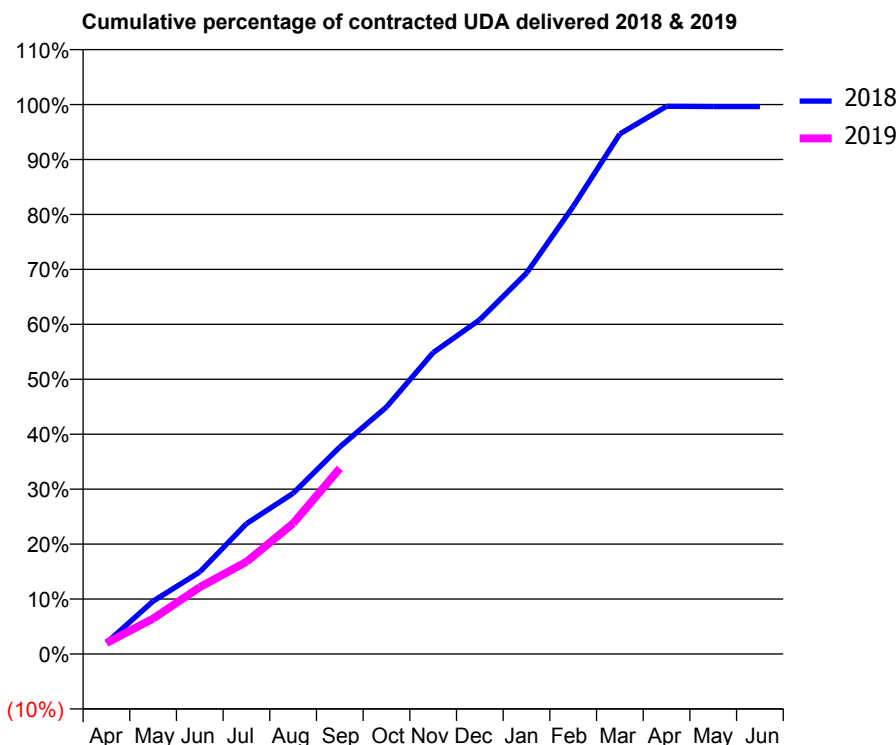
18/19 Contracted general activity (UDA)	15,282
Carry forward general activity (UDA)	57
18/19 Contracted orthodontic activity (UOA)	0
Carry forward orthodontic activity (UOA)	0
Baseline contract value	£394,290.79

ACCESS*

Patients seen in 24 months	Total	Change since previous quarter
Quarter ending September 2017	5,199	
Quarter ending December 2017	5,198	→
Quarter ending March 2018	5,279	→
Quarter ending June 2018	5,105	↓
Quarter ending September 2018	4,950	↓
Variance since September 2017	(4.8%)	↓



ACTIVITY



Month	Adjusted Scheduled Activity (UDA)	
	2018	2019
April	311	306
May	1,472	985
June	2,282	1,861
July	3,625	2,566
August	4,472	3,634
September	5,759	5,162
October	6,869	
November	8,382	
December	9,298	
January	10,595	
February	12,447	
March	14,464	
April	15,234	
May	15,225	
June	15,225	

QUALITY

	Quantity	Base Number	Contract	AT	Region	England
% of FP17s for the same patient ID Re-attending within 3 months - Children	58	824	7.0%	11.2%	12.2%	11.6%
% of FP17s for the same patient ID Re-attending within 3 months - Adults	311	1,754	17.7%	16.6%	15.8%	15.5%
% of FP17s for the same patient ID Re-attending between 3 & 9 months - Children	428	824	51.9%	54.6%	60.3%	58.8%
% of FP17s for the same patient ID Re-attending between 3 & 9 months - Adults	731	1,754	41.7%	45.2%	53.5%	51.1%
% of FP17s for Band 1 Urgent Courses	258	2,341	11.0%	12.0%	9.1%	9.0%
% of FP17s Relating to Free Repair or Replacements	26	2,341	1.1%	0.9%	1.0%	0.8%
% of FP17s Relating to Continuations	9	2,341	0.4%	1.2%	1.0%	0.9%
% of Patients satisfied with the dentistry they have received	2	3	N/A	91.7%	93.6%	93.3%
% of Patients satisfied with the time they had to wait for an appointment	2	3	N/A	89.5%	89.8%	88.9%

* This is based on patients treated on this contract for their most recent course of treatment. Figures in italics indicate the base number of FP17s or Patient Questionnaire responses are less than 100. N/A is shown where the base number of responses is less than 10 during the period. % is calculated as Quantity/Base number*100

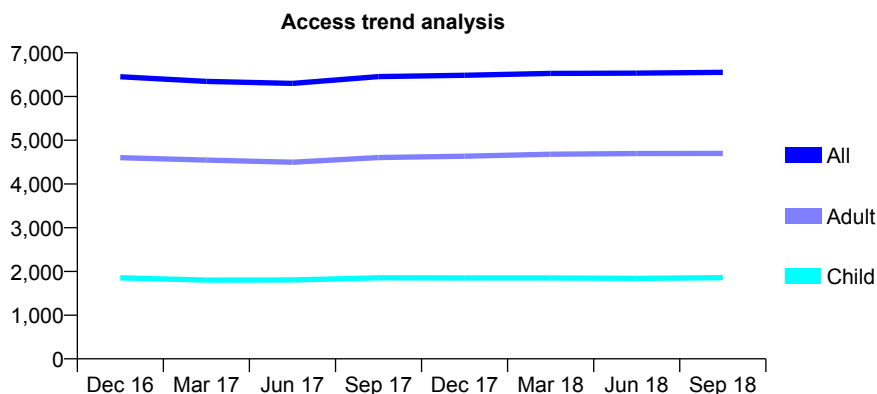
Q48 - Vital Signs At a Glance Contract Report for 197289/0001 - September 2018

Name or company name	PJ Beard & Associates Ltd
Contract type name	GDS Contract
Purpose of contract	General
Contract start date	01/09/2011
Contract end date	

18/19 Contracted general activity (UDA)	19,288
Carry forward general activity (UDA)	645
18/19 Contracted orthodontic activity (UOA)	0
Carry forward orthodontic activity (UOA)	0
Baseline contract value	£460,041.16

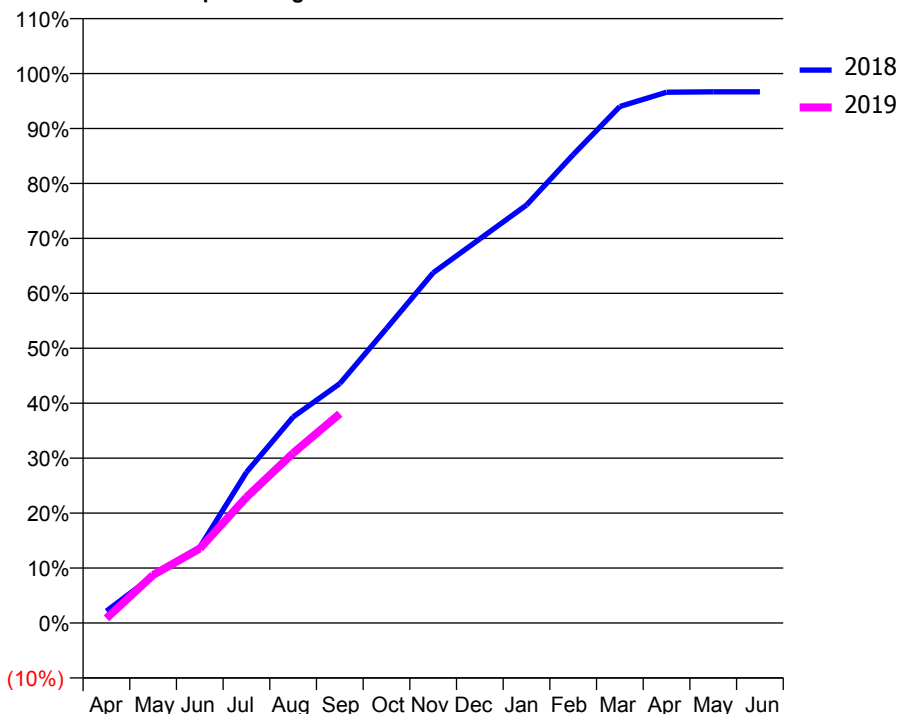
ACCESS*

Patients seen in 24 months	Total	Change since previous quarter
Quarter ending September 2017	6,456	
Quarter ending December 2017	6,485	→
Quarter ending March 2018	6,530	→
Quarter ending June 2018	6,536	→
Quarter ending September 2018	6,554	→
Variance since September 2017	1.5%	→



ACTIVITY

Cumulative percentage of contracted UDA delivered 2018 & 2019



Month	Adjusted Scheduled Activity (UDA)	
	2018	2019
April	419	166
May	1,654	1,688
June	2,663	2,614
July	5,293	4,416
August	7,236	5,967
September	8,402	7,345
October	10,339	
November	12,295	
December	13,484	
January	14,669	
February	16,442	
March	18,129	
April	18,630	
May	18,643	
June	18,643	

QUALITY

	Quantity	Base Number	Contract	AT	Region	England
% of FP17s for the same patient ID Re-attending within 3 months - Children	95	1,378	6.9%	11.2%	12.2%	11.6%
% of FP17s for the same patient ID Re-attending within 3 months - Adults	395	2,679	14.7%	16.6%	15.8%	15.5%
% of FP17s for the same patient ID Re-attending between 3 & 9 months - Children	871	1,378	63.2%	54.6%	60.3%	58.8%
% of FP17s for the same patient ID Re-attending between 3 & 9 months - Adults	1,069	2,679	39.9%	45.2%	53.5%	51.1%
% of FP17s for Band 1 Urgent Courses	369	3,797	9.7%	12.0%	9.1%	9.0%
% of FP17s Relating to Free Repair or Replacements	25	3,797	0.7%	0.9%	1.0%	0.8%
% of FP17s Relating to Continuations	69	3,797	1.8%	1.2%	1.0%	0.9%
% of Patients satisfied with the dentistry they have received	1	1	N/A	91.7%	93.6%	93.3%
% of Patients satisfied with the time they had to wait for an appointment	1	1	N/A	89.5%	89.8%	88.9%

* This is based on patients treated on this contract for their most recent course of treatment. Figures in italics indicate the base number of FP17s or Patient Questionnaire responses are less than 100. N/A is shown where the base number of responses is less than 10 during the period. % is calculated as Quantity/Base number*100

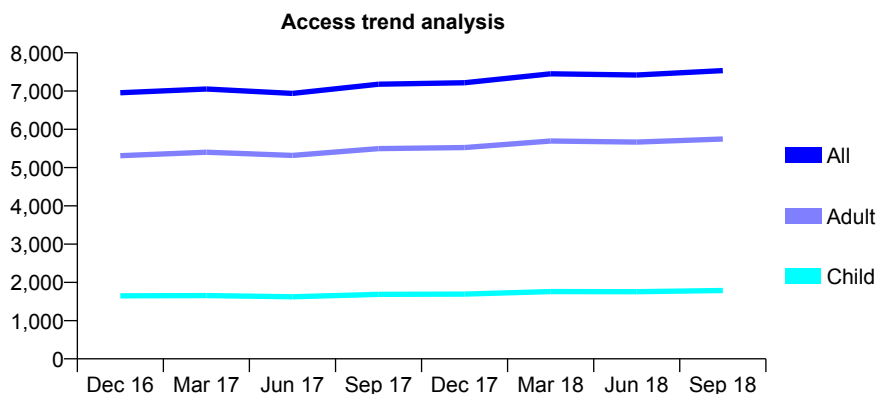
Q48 - Vital Signs At a Glance Contract Report for 198633/0002 - September 2018

Name or company name	Mr O Butt & Mrs S Alam
Contract type name	GDS Contract
Purpose of contract	General
Contract start date	01/04/2008
Contract end date	

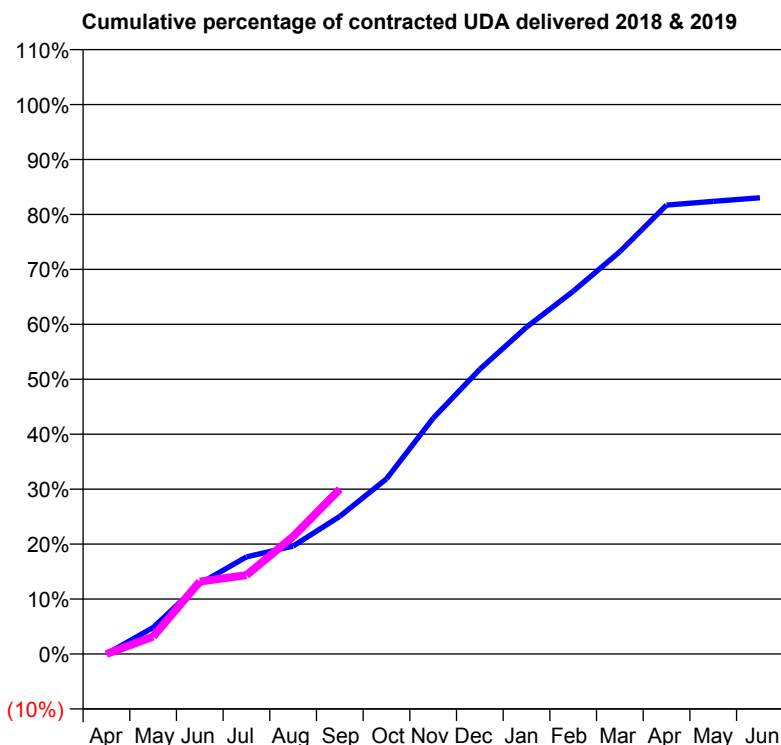
18/19 Contracted general activity (UDA)	22,345
Carry forward general activity (UDA)	0
18/19 Contracted orthodontic activity (UOA)	0
Carry forward orthodontic activity (UOA)	0
Baseline contract value	£576,523.21

ACCESS*

Patients seen in 24 months	Total	Change since previous quarter
Quarter ending September 2017	7,180	
Quarter ending December 2017	7,216	→
Quarter ending March 2018	7,452	↑
Quarter ending June 2018	7,421	→
Quarter ending September 2018	7,533	→
Variance since September 2017	4.9%	↑



ACTIVITY



Month	Adjusted Scheduled Activity (UDA)	
	2018	2019
April	0	0
May	1,076	709
June	2,860	2,947
July	3,951	3,207
August	4,388	4,779
September	5,598	6,702
October	7,124	
November	9,589	
December	11,578	
January	13,295	
February	14,749	
March	16,363	
April	18,254	
May	18,406	
June	18,554	

QUALITY

	Quantity	Base Number	Contract	AT	Region	England
% of FP17s for the same patient ID Re-attending within 3 months - Children	83	1,148	7.2%	11.2%	12.2%	11.6%
% of FP17s for the same patient ID Re-attending within 3 months - Adults	477	3,593	13.3%	16.6%	15.8%	15.5%
% of FP17s for the same patient ID Re-attending between 3 & 9 months - Children	663	1,148	57.8%	54.6%	60.3%	58.8%
% of FP17s for the same patient ID Re-attending between 3 & 9 months - Adults	1,820	3,593	50.7%	45.2%	53.5%	51.1%
% of FP17s for Band 1 Urgent Courses	275	3,327	8.3%	12.0%	9.1%	9.0%
% of FP17s Relating to Free Repair or Replacements	34	3,327	1.0%	0.9%	1.0%	0.8%
% of FP17s Relating to Continuations	16	3,327	0.5%	1.2%	1.0%	0.9%
% of Patients satisfied with the dentistry they have received	9	9	N/A	91.7%	93.6%	93.3%
% of Patients satisfied with the time they had to wait for an appointment	8	9	N/A	89.5%	89.8%	88.9%

* This is based on patients treated on this contract for their most recent course of treatment. Figures in italics indicate the base number of FP17s or Patient Questionnaire responses are less than 100. N/A is shown where the base number of responses is less than 10 during the period. % is calculated as Quantity/Base number*100

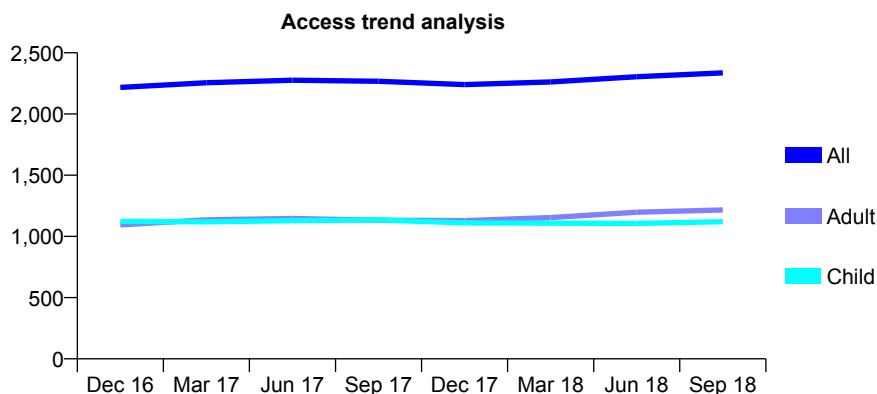
Q48 - Vital Signs At a Glance Contract Report for 199354/0001 - September 2018

Name or company name	Aigburth Dental Practice
Contract type name	GDS Contract
Purpose of contract	General
Contract start date	01/06/2012
Contract end date	

18/19 Contracted general activity (UDA)	6,357
Carry forward general activity (UDA)	107
18/19 Contracted orthodontic activity (UOA)	0
Carry forward orthodontic activity (UOA)	0
Baseline contract value	£222,404.38

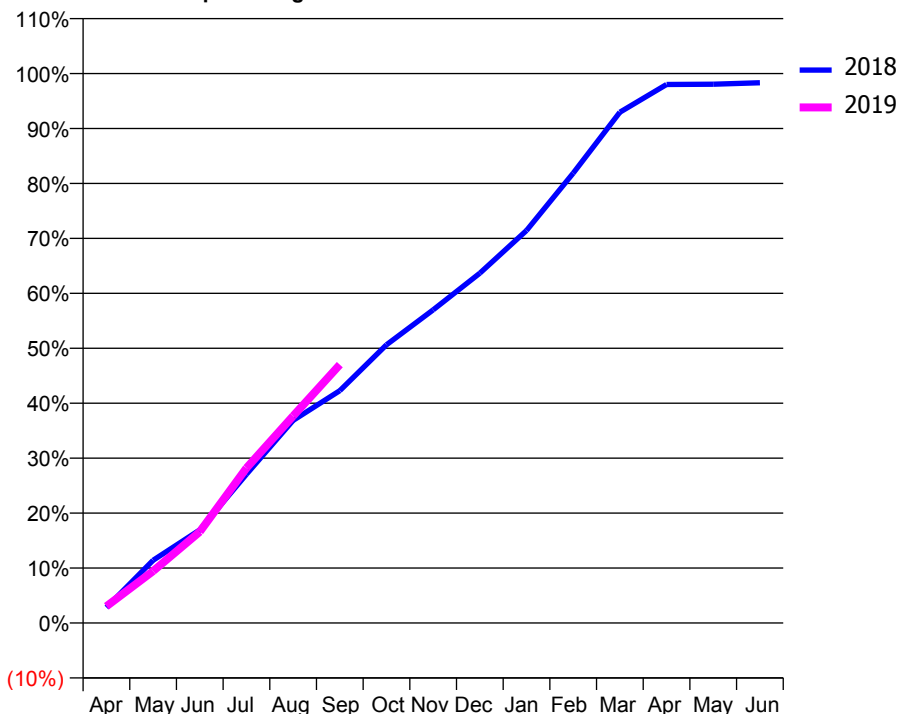
ACCESS*

Patients seen in 24 months	Total	Change since previous quarter
Quarter ending September 2017	2,267	
Quarter ending December 2017	2,240	↓
Quarter ending March 2018	2,262	→
Quarter ending June 2018	2,304	→
Quarter ending September 2018	2,336	→
Variance since September 2017	3.0%	↑



ACTIVITY

Cumulative percentage of contracted UDA delivered 2018 & 2019



Month	2018	2019
April	180	193
May	726	601
June	1,078	1,056
July	1,720	1,793
August	2,344	2,394
September	2,687	2,989
October	3,219	
November	3,623	
December	4,047	
January	4,541	
February	5,205	
March	5,909	
April	6,230	
May	6,233	
June	6,250	

QUALITY

	Quantity	Base Number	Contract	AT	Region	England
% of FP17s for the same patient ID Re-attending within 3 months - Children	69	808	8.5%	11.2%	12.2%	11.6%
% of FP17s for the same patient ID Re-attending within 3 months - Adults	111	820	13.5%	16.6%	15.8%	15.5%
% of FP17s for the same patient ID Re-attending between 3 & 9 months - Children	413	808	51.1%	54.6%	60.3%	58.8%
% of FP17s for the same patient ID Re-attending between 3 & 9 months - Adults	342	820	41.7%	45.2%	53.5%	51.1%
% of FP17s for Band 1 Urgent Courses	85	1,479	5.7%	12.0%	9.1%	9.0%
% of FP17s Relating to Free Repair or Replacements	2	1,479	0.1%	0.9%	1.0%	0.8%
% of FP17s Relating to Continuations	35	1,479	2.4%	1.2%	1.0%	0.9%
% of Patients satisfied with the dentistry they have received	1	1	N/A	91.7%	93.6%	93.3%
% of Patients satisfied with the time they had to wait for an appointment	1	1	N/A	89.5%	89.8%	88.9%

* This is based on patients treated on this contract for their most recent course of treatment. Figures in italics indicate the base number of FP17s or Patient Questionnaire responses are less than 100. N/A is shown where the base number of responses is less than 10 during the period. % is calculated as Quantity/Base number*100

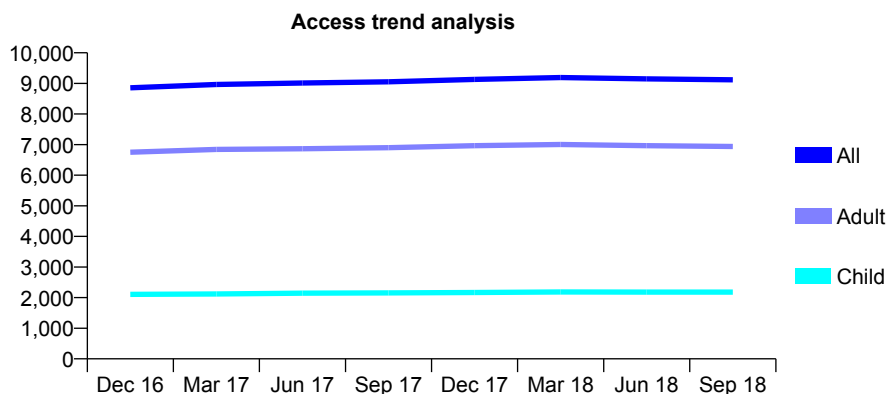
Q48 - Vital Signs At a Glance Contract Report for 199605/0001 - September 2018

Name or company name	Chantastic Limited
Contract type name	GDS Contract
Purpose of contract	General
Contract start date	01/04/2011
Contract end date	

18/19 Contracted general activity (UDA)	35,375
Carry forward general activity (UDA)	0
18/19 Contracted orthodontic activity (UOA)	0
Carry forward orthodontic activity (UOA)	0
Baseline contract value	£1,142,952.10

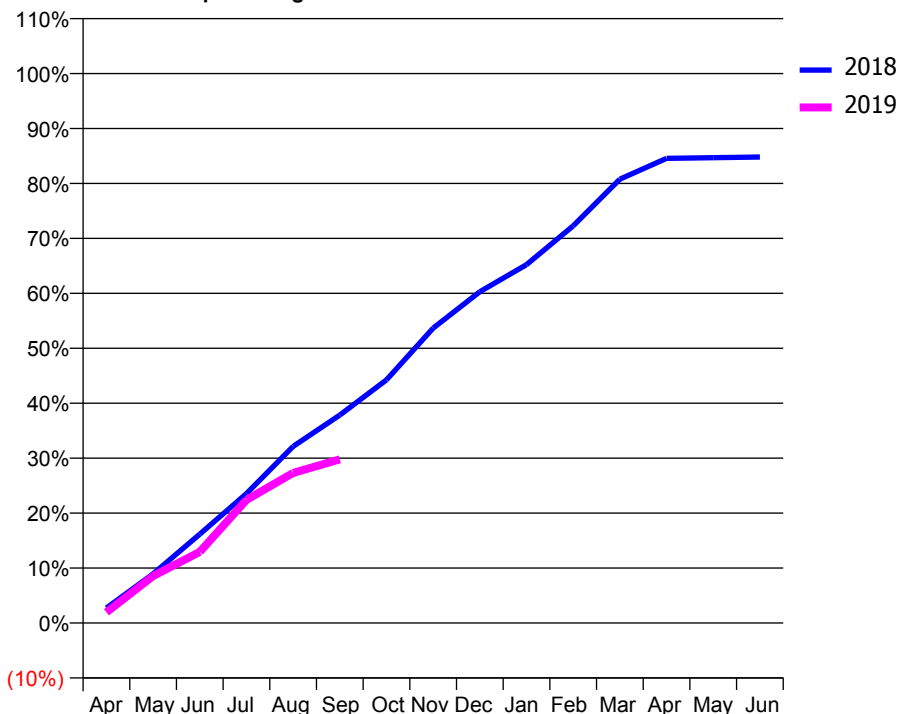
ACCESS*

Patients seen in 24 months	Total	Change since previous quarter
Quarter ending September 2017	9,054	
Quarter ending December 2017	9,131	→
Quarter ending March 2018	9,190	→
Quarter ending June 2018	9,147	→
Quarter ending September 2018	9,118	→
Variance since September 2017	0.7%	→



ACTIVITY

Cumulative percentage of contracted UDA delivered 2018 & 2019



Adjusted Scheduled Activity (UDA)

Month	2018	2019
April	968	692
May	3,164	3,022
June	5,725	4,578
July	8,335	7,924
August	11,367	9,662
September	13,387	10,541
October	15,653	
November	18,983	
December	21,329	
January	23,067	
February	25,572	
March	28,576	
April	29,916	
May	29,954	
June	30,000	

QUALITY

	Quantity	Base Number	Contract	AT	Region	England
% of FP17s for the same patient ID Re-attending within 3 months - Children	127	1,368	9.3%	11.2%	12.2%	11.6%
% of FP17s for the same patient ID Re-attending within 3 months - Adults	394	3,438	11.5%	16.6%	15.8%	15.5%
% of FP17s for the same patient ID Re-attending between 3 & 9 months - Children	752	1,368	55.0%	54.6%	60.3%	58.8%
% of FP17s for the same patient ID Re-attending between 3 & 9 months - Adults	1,655	3,438	48.1%	45.2%	53.5%	51.1%
% of FP17s for Band 1 Urgent Courses	526	4,268	12.3%	12.0%	9.1%	9.0%
% of FP17s Relating to Free Repair or Replacements	36	4,268	0.8%	0.9%	1.0%	0.8%
% of FP17s Relating to Continuations	15	4,268	0.4%	1.2%	1.0%	0.9%
% of Patients satisfied with the dentistry they have received	7	7	N/A	91.7%	93.6%	93.3%
% of Patients satisfied with the time they had to wait for an appointment	7	7	N/A	89.5%	89.8%	88.9%

* This is based on patients treated on this contract for their most recent course of treatment. Figures in italics indicate the base number of FP17s or Patient Questionnaire responses are less than 100. N/A is shown where the base number of responses is less than 10 during the period. % is calculated as Quantity/Base number*100

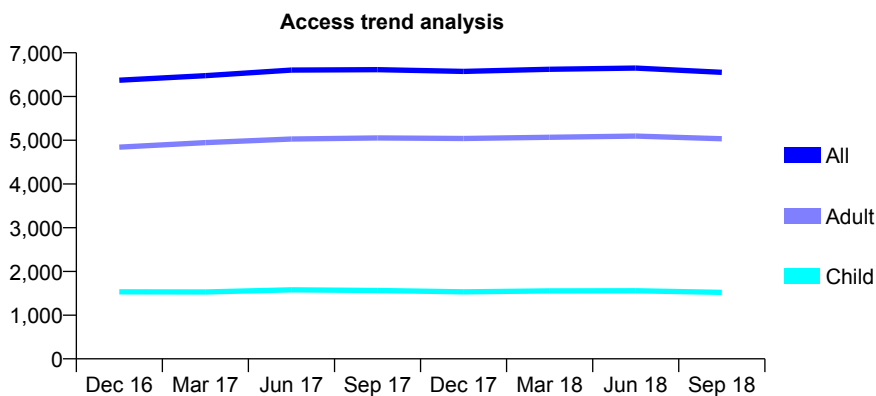
Q48 - Vital Signs At a Glance Contract Report for 199796/0001 - September 2018

Name or company name	Stanley Villas Ltd
Contract type name	GDS Contract
Purpose of contract	General
Contract start date	01/04/2009
Contract end date	

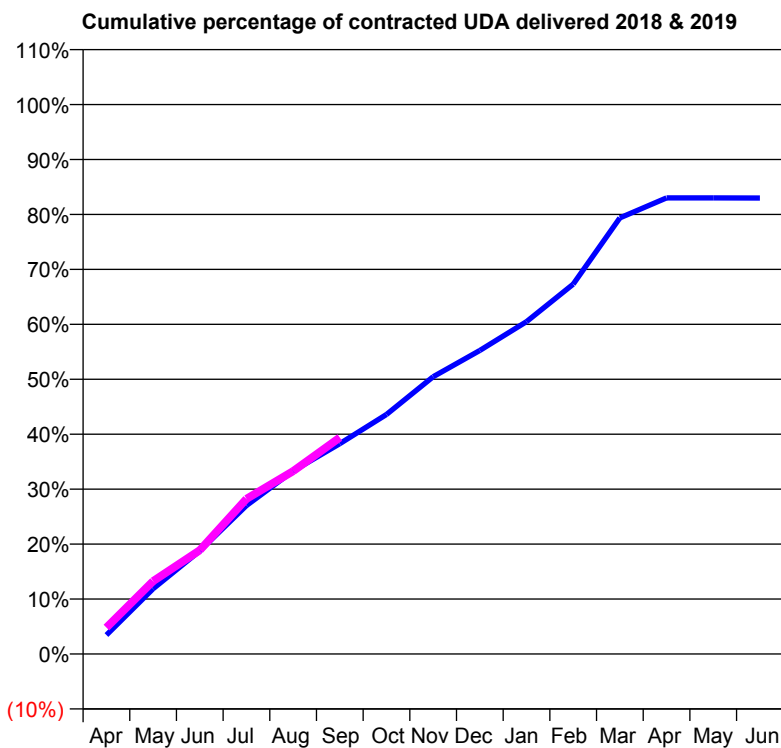
18/19 Contracted general activity (UDA)	22,074
Carry forward general activity (UDA)	0
18/19 Contracted orthodontic activity (UOA)	0
Carry forward orthodontic activity (UOA)	0
Baseline contract value	£645,063.58

ACCESS*

Patients seen in 24 months	Total	Change since previous quarter
Quarter ending September 2017	6,615	
Quarter ending December 2017	6,575	→
Quarter ending March 2018	6,622	→
Quarter ending June 2018	6,651	→
Quarter ending September 2018	6,554	↓
Variance since September 2017	(0.9%)	→



ACTIVITY



Adjusted Scheduled Activity (UDA)		
Month	2018	2019
April	761	1,063
May	2,621	2,929
June	4,145	4,169
July	5,967	6,232
August	7,351	7,346
September	8,451	8,697
October	9,623	
November	11,137	
December	12,193	
January	13,350	
February	14,855	
March	17,520	
April	18,320	
May	18,320	
June	18,319	

QUALITY

	Quantity	Base Number	Contract	AT	Region	England
% of FP17s for the same patient ID Re-attending within 3 months - Children	78	966	8.1%	11.2%	12.2%	11.6%
% of FP17s for the same patient ID Re-attending within 3 months - Adults	284	2,848	10.0%	16.6%	15.8%	15.5%
% of FP17s for the same patient ID Re-attending between 3 & 9 months - Children	513	966	53.1%	54.6%	60.3%	58.8%
% of FP17s for the same patient ID Re-attending between 3 & 9 months - Adults	1,357	2,848	47.6%	45.2%	53.5%	51.1%
% of FP17s for Band 1 Urgent Courses	227	3,560	6.4%	12.0%	9.1%	9.0%
% of FP17s Relating to Free Repair or Replacements	24	3,560	0.7%	0.9%	1.0%	0.8%
% of FP17s Relating to Continuations	75	3,560	2.1%	1.2%	1.0%	0.9%
% of Patients satisfied with the dentistry they have received	9	9	N/A	91.7%	93.6%	93.3%
% of Patients satisfied with the time they had to wait for an appointment	9	9	N/A	89.5%	89.8%	88.9%

* This is based on patients treated on this contract for their most recent course of treatment. Figures in italics indicate the base number of FP17s or Patient Questionnaire responses are less than 100. N/A is shown where the base number of responses is less than 10 during the period. % is calculated as Quantity/Base number*100

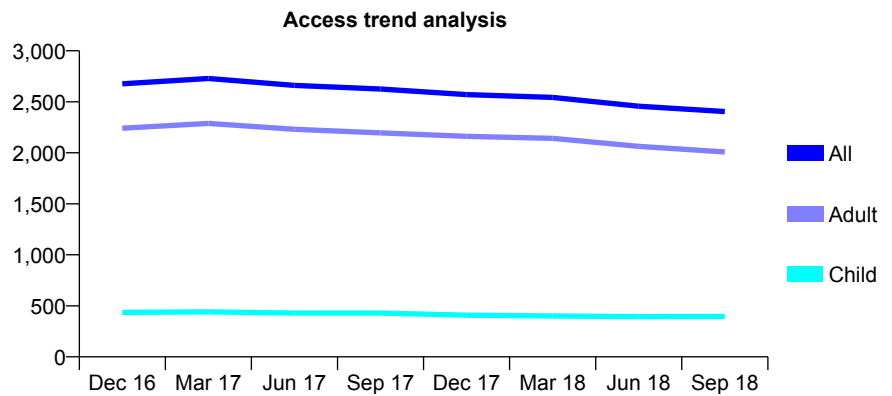
Q48 - Vital Signs At a Glance Contract Report for 209341/0001 - September 2018

Name or company name	Mr Peter George
Contract type name	GDS Contract
Purpose of contract	General
Contract start date	01/04/2006
Contract end date	

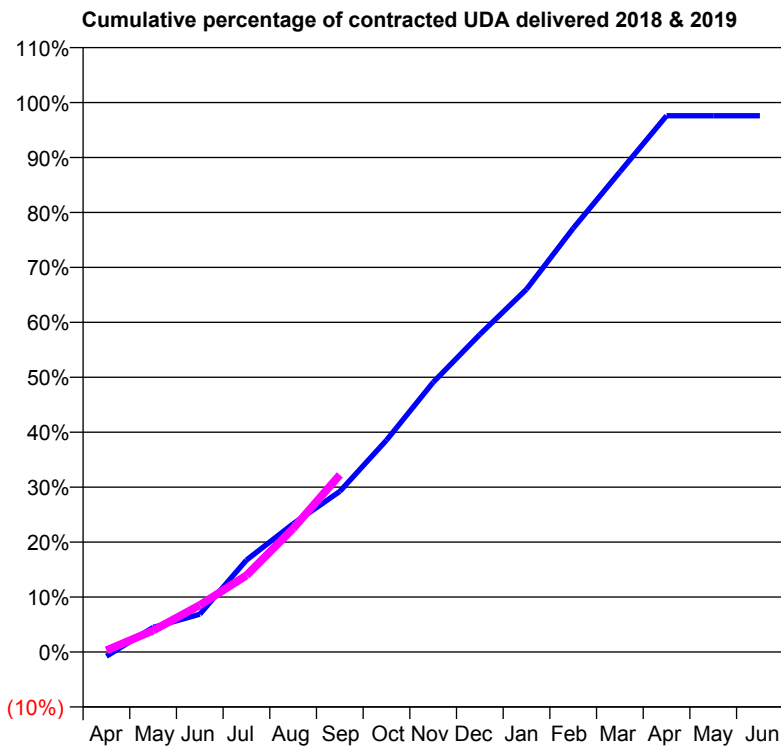
18/19 Contracted general activity (UDA)	6,253
Carry forward general activity (UDA)	151
18/19 Contracted orthodontic activity (UOA)	0
Carry forward orthodontic activity (UOA)	0
Baseline contract value	£176,008.29

ACCESS*

Patients seen in 24 months	Total	Change since previous quarter
Quarter ending September 2017	2,625	
Quarter ending December 2017	2,570	↓
Quarter ending March 2018	2,543	↓
Quarter ending June 2018	2,457	↓
Quarter ending September 2018	2,405	↓
Variance since September 2017	(8.4%)	↓



ACTIVITY



Month	Adjusted Scheduled Activity (UDA)	
	2018	2019
April	-50	18
May	280	245
June	431	534
July	1,046	872
August	1,458	1,406
September	1,828	2,016
October	2,410	
November	3,069	
December	3,614	
January	4,128	
February	4,822	
March	5,464	
April	6,102	
May	6,102	
June	6,102	

QUALITY

	Quantity	Base Number	Contract	AT	Region	England
% of FP17s for the same patient ID Re-attending within 3 months - Children	17	212	8.0%	11.2%	12.2%	11.6%
% of FP17s for the same patient ID Re-attending within 3 months - Adults	139	1,024	13.6%	16.6%	15.8%	15.5%
% of FP17s for the same patient ID Re-attending between 3 & 9 months - Children	71	212	33.5%	54.6%	60.3%	58.8%
% of FP17s for the same patient ID Re-attending between 3 & 9 months - Adults	389	1,024	38.0%	45.2%	53.5%	51.1%
% of FP17s for Band 1 Urgent Courses	155	997	15.5%	12.0%	9.1%	9.0%
% of FP17s Relating to Free Repair or Replacements	1	997	0.1%	0.9%	1.0%	0.8%
% of FP17s Relating to Continuations	10	997	1.0%	1.2%	1.0%	0.9%
% of Patients satisfied with the dentistry they have received	2	2	N/A	91.7%	93.6%	93.3%
% of Patients satisfied with the time they had to wait for an appointment	2	2	N/A	89.5%	89.8%	88.9%

* This is based on patients treated on this contract for their most recent course of treatment. Figures in italics indicate the base number of FP17s or Patient Questionnaire responses are less than 100. N/A is shown where the base number of responses is less than 10 during the period. % is calculated as Quantity/Base number*100

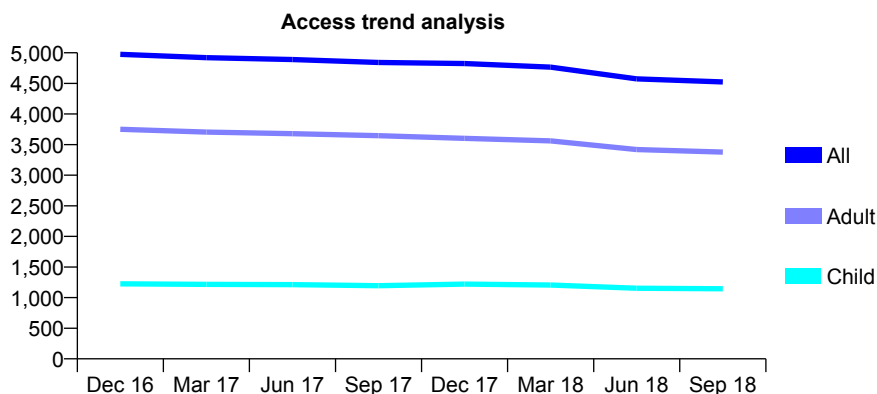
Q48 - Vital Signs At a Glance Contract Report for 221244/0002 - September 2018

Name or company name	MR MJ FARANDOS
Contract type name	GDS Contract
Purpose of contract	General
Contract start date	01/04/2006
Contract end date	

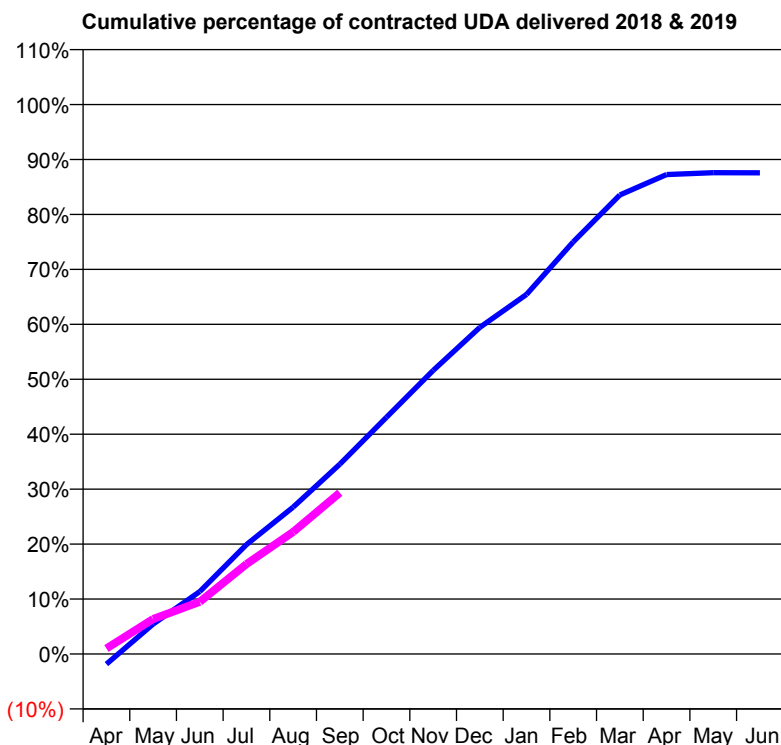
18/19 Contracted general activity (UDA)	17,195
Carry forward general activity (UDA)	0
18/19 Contracted orthodontic activity (UOA)	0
Carry forward orthodontic activity (UOA)	0
Baseline contract value	£443,648.10

ACCESS*

Patients seen in 24 months	Total	Change since previous quarter
Quarter ending September 2017	4,841	
Quarter ending December 2017	4,824	→
Quarter ending March 2018	4,766	↓
Quarter ending June 2018	4,573	↓
Quarter ending September 2018	4,523	↓
Variance since September 2017	(6.6%)	↓



ACTIVITY



Month	Adjusted Scheduled Activity (UDA)	
	2018	2019
April	-320	173
May	937	1,095
June	1,954	1,632
July	3,425	2,815
August	4,595	3,822
September	5,940	5,047
October	7,409	
November	8,872	
December	10,223	
January	11,250	
February	12,897	
March	14,364	
April	15,005	
May	15,061	
June	15,057	

QUALITY

	Quantity	Base Number	Contract	AT	Region	England
% of FP17s for the same patient ID Re-attending within 3 months - Children	36	484	7.4%	11.2%	12.2%	11.6%
% of FP17s for the same patient ID Re-attending within 3 months - Adults	229	1,573	14.6%	16.6%	15.8%	15.5%
% of FP17s for the same patient ID Re-attending between 3 & 9 months - Children	192	484	39.7%	54.6%	60.3%	58.8%
% of FP17s for the same patient ID Re-attending between 3 & 9 months - Adults	643	1,573	40.9%	45.2%	53.5%	51.1%
% of FP17s for Band 1 Urgent Courses	160	1,884	8.5%	12.0%	9.1%	9.0%
% of FP17s Relating to Free Repair or Replacements	14	1,884	0.7%	0.9%	1.0%	0.8%
% of FP17s Relating to Continuations	19	1,884	1.0%	1.2%	1.0%	0.9%
% of Patients satisfied with the dentistry they have received	2	2	N/A	91.7%	93.6%	93.3%
% of Patients satisfied with the time they had to wait for an appointment	2	2	N/A	89.5%	89.8%	88.9%

* This is based on patients treated on this contract for their most recent course of treatment. Figures in italics indicate the base number of FP17s or Patient Questionnaire responses are less than 100. N/A is shown where the base number of responses is less than 10 during the period. % is calculated as Quantity/Base number*100

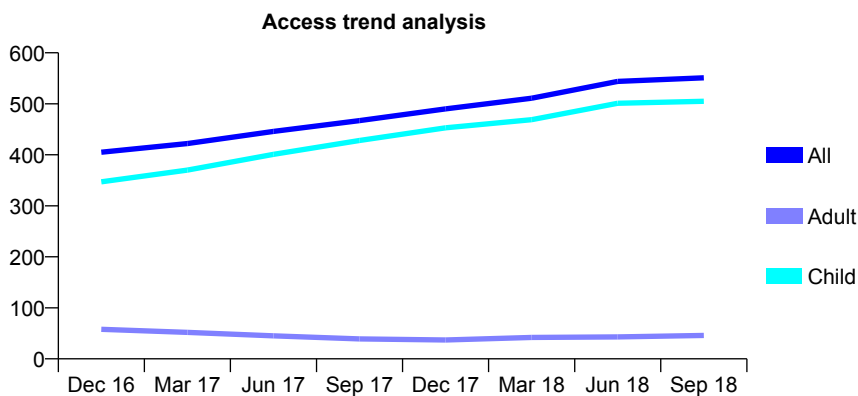
Q48 - Vital Signs At a Glance Contract Report for 231576/0001 - September 2018

Name or company name	MR DJ GARMORY
Contract type name	GDS Contract
Purpose of contract	General
Contract start date	01/04/2006
Contract end date	

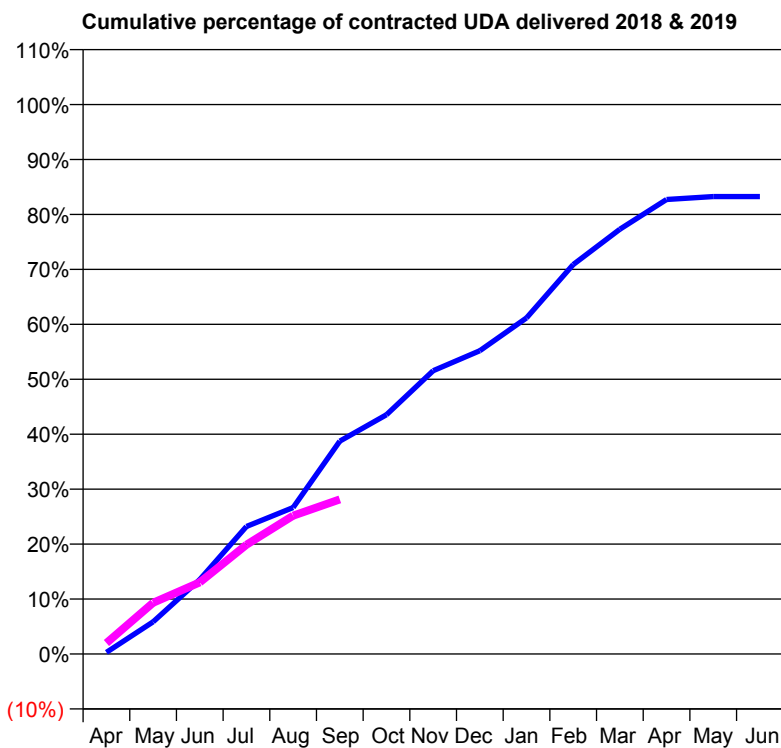
18/19 Contracted general activity (UDA)	1,300
Carry forward general activity (UDA)	0
18/19 Contracted orthodontic activity (UOA)	0
Carry forward orthodontic activity (UOA)	0
Baseline contract value	£30,061.38

ACCESS*

Patients seen in 24 months	Total	Change since previous quarter
Quarter ending September 2017	467	
Quarter ending December 2017	490	↑
Quarter ending March 2018	511	↑
Quarter ending June 2018	544	↑
Quarter ending September 2018	551	→
Variance since September 2017	18.0%	↑



ACTIVITY



Adjusted Scheduled Activity (UDA)		
Month	2018	2019
April	4	26
May	76	121
June	176	170
July	302	259
August	346	327
September	504	366
October	566	
November	670	
December	717	
January	795	
February	921	
March	1,005	
April	1,075	
May	1,082	
June	1,082	

QUALITY

	Quantity	Base Number	Contract	AT	Region	England
% of FP17s for the same patient ID Re-attending within 3 months - Children	29	330	8.8%	11.2%	12.2%	11.6%
% of FP17s for the same patient ID Re-attending within 3 months - Adults	0	0	N/A	16.6%	15.8%	15.5%
% of FP17s for the same patient ID Re-attending between 3 & 9 months - Children	186	330	56.4%	54.6%	60.3%	58.8%
% of FP17s for the same patient ID Re-attending between 3 & 9 months - Adults	0	0	N/A	45.2%	53.5%	51.1%
% of FP17s for Band 1 Urgent Courses	14	287	4.9%	12.0%	9.1%	9.0%
% of FP17s Relating to Free Repair or Replacements	0	287	0.0%	0.9%	1.0%	0.8%
% of FP17s Relating to Continuations	0	287	0.0%	1.2%	1.0%	0.9%
% of Patients satisfied with the dentistry they have received	1	1	N/A	91.7%	93.6%	93.3%
% of Patients satisfied with the time they had to wait for an appointment	1	1	N/A	89.5%	89.8%	88.9%

* This is based on patients treated on this contract for their most recent course of treatment. Figures in italics indicate the base number of FP17s or Patient Questionnaire responses are less than 100. N/A is shown where the base number of responses is less than 10 during the period. % is calculated as Quantity/Base number*100

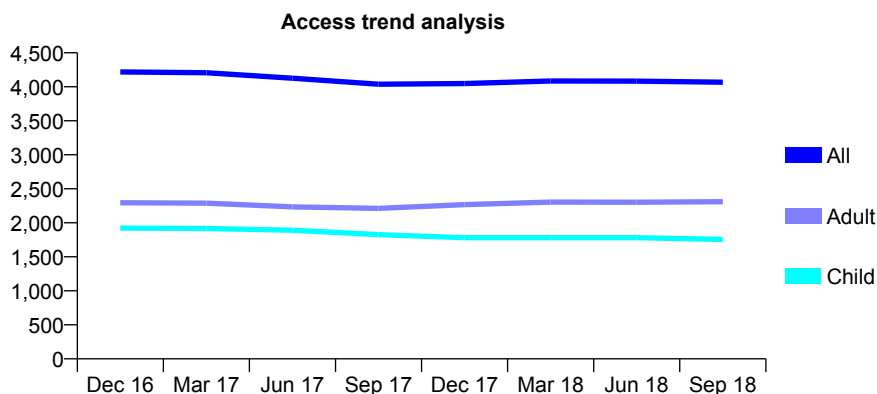
Q48 - Vital Signs At a Glance Contract Report for 243973/0001 - September 2018

Name or company name	MR S SHARMA
Contract type name	GDS Contract
Purpose of contract	General
Contract start date	01/04/2006
Contract end date	

18/19 Contracted general activity (UDA)	12,950
Carry forward general activity (UDA)	0
18/19 Contracted orthodontic activity (UOA)	0
Carry forward orthodontic activity (UOA)	0
Baseline contract value	£334,122.87

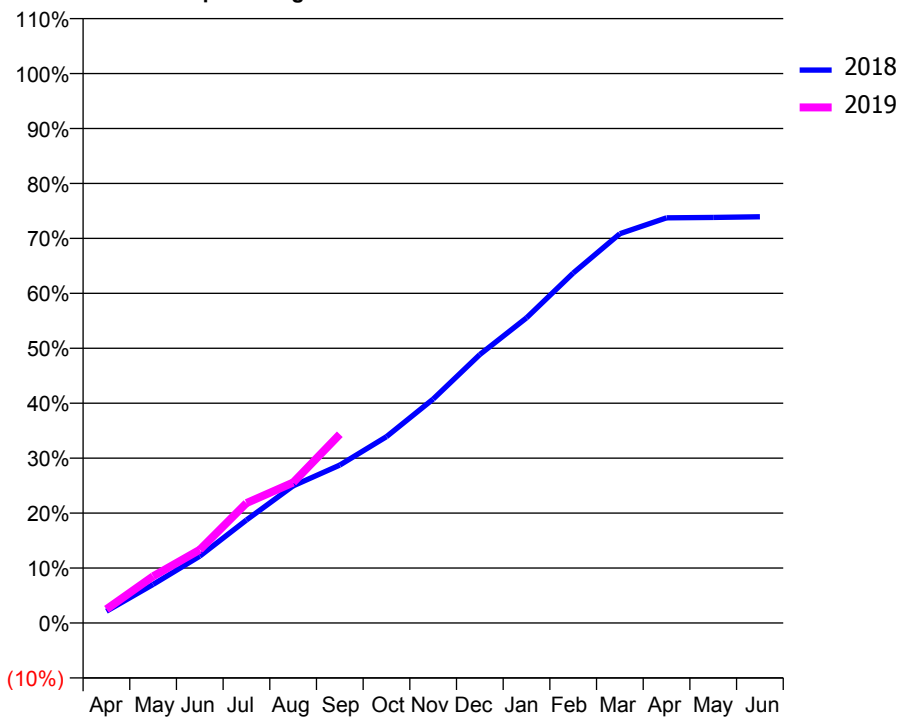
ACCESS*

Patients seen in 24 months	Total	Change since previous quarter
Quarter ending September 2017	4,038	
Quarter ending December 2017	4,049	→
Quarter ending March 2018	4,086	→
Quarter ending June 2018	4,084	→
Quarter ending September 2018	4,067	→
Variance since September 2017	0.7%	→



ACTIVITY

Cumulative percentage of contracted UDA delivered 2018 & 2019



Month	Adjusted Scheduled Activity (UDA)	
	2018	2019
April	279	326
May	911	1,101
June	1,575	1,726
July	2,429	2,825
August	3,234	3,311
September	3,724	4,449
October	4,392	
November	5,278	
December	6,328	
January	7,192	
February	8,248	
March	9,175	
April	9,548	
May	9,559	
June	9,574	

QUALITY

	Quantity	Base Number	Contract	AT	Region	England
% of FP17s for the same patient ID Re-attending within 3 months - Children	98	1,170	8.4%	11.2%	12.2%	11.6%
% of FP17s for the same patient ID Re-attending within 3 months - Adults	276	1,305	21.1%	16.6%	15.8%	15.5%
% of FP17s for the same patient ID Re-attending between 3 & 9 months - Children	535	1,170	45.7%	54.6%	60.3%	58.8%
% of FP17s for the same patient ID Re-attending between 3 & 9 months - Adults	426	1,305	32.6%	45.2%	53.5%	51.1%
% of FP17s for Band 1 Urgent Courses	289	2,248	12.9%	12.0%	9.1%	9.0%
% of FP17s Relating to Free Repair or Replacements	9	2,248	0.4%	0.9%	1.0%	0.8%
% of FP17s Relating to Continuations	10	2,248	0.4%	1.2%	1.0%	0.9%
% of Patients satisfied with the dentistry they have received	0	0	N/A	91.7%	93.6%	93.3%
% of Patients satisfied with the time they had to wait for an appointment	0	0	N/A	89.5%	89.8%	88.9%

* This is based on patients treated on this contract for their most recent course of treatment. Figures in italics indicate the base number of FP17s or Patient Questionnaire responses are less than 100. N/A is shown where the base number of responses is less than 10 during the period. % is calculated as Quantity/Base number*100

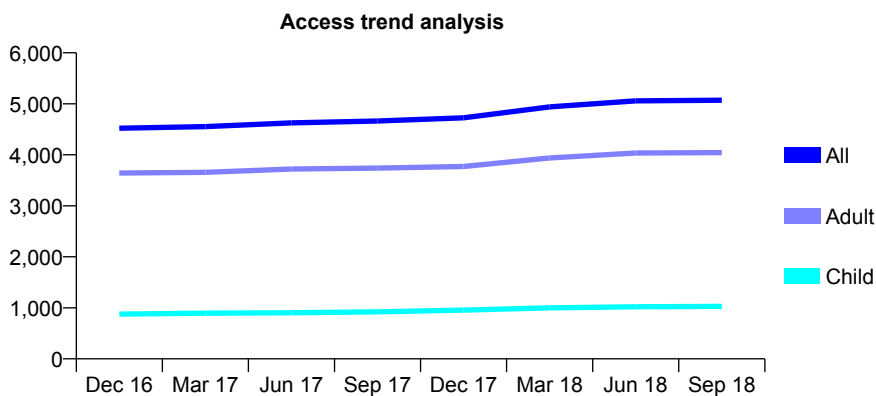
Q48 - Vital Signs At a Glance Contract Report for 277479/0001 - September 2018

Name or company name	MR JR HYSLOP
Contract type name	GDS Contract
Purpose of contract	General
Contract start date	01/04/2014
Contract end date	

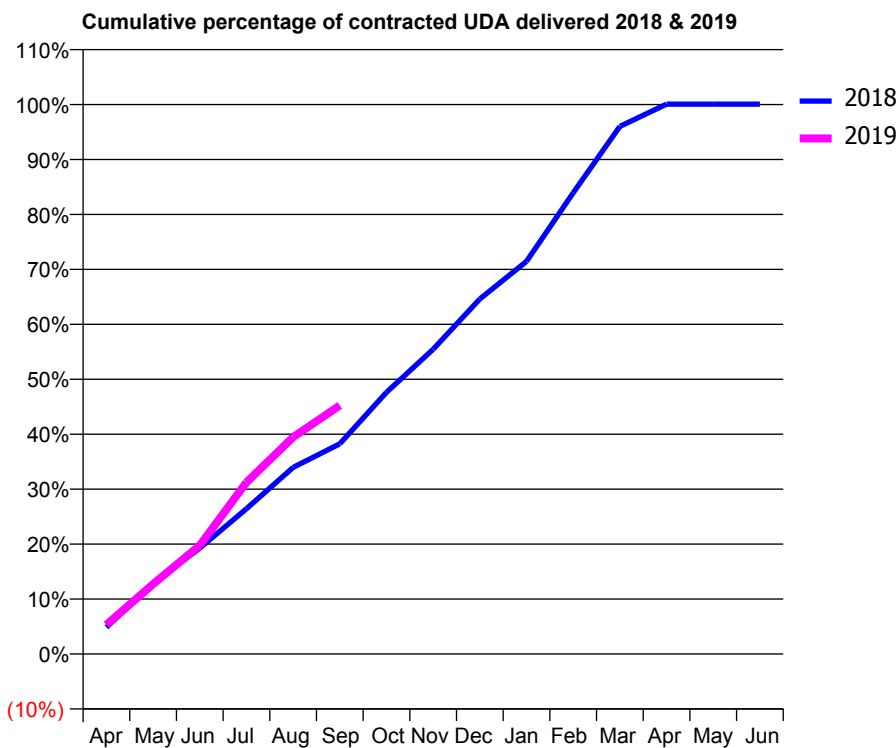
18/19 Contracted general activity (UDA)	17,501
Carry forward general activity (UDA)	0
18/19 Contracted orthodontic activity (UOA)	0
Carry forward orthodontic activity (UOA)	0
Baseline contract value	£500,278.88

ACCESS*

Patients seen in 24 months	Total	Change since previous quarter
Quarter ending September 2017	4,663	
Quarter ending December 2017	4,726	→
Quarter ending March 2018	4,939	↑
Quarter ending June 2018	5,057	↑
Quarter ending September 2018	5,071	→
Variance since September 2017	8.7%	↑



ACTIVITY



Adjusted Scheduled Activity (UDA)		
Month	2018	2019
April	852	934
May	2,257	2,228
June	3,374	3,458
July	4,627	5,466
August	5,943	6,908
September	6,695	7,918
October	8,334	
November	9,708	
December	11,308	
January	12,505	
February	14,687	
March	16,803	
April	17,514	
May	17,514	
June	17,514	

QUALITY

	Quantity	Base Number	Contract	AT	Region	England
% of FP17s for the same patient ID Re-attending within 3 months - Children	59	803	7.3%	11.2%	12.2%	11.6%
% of FP17s for the same patient ID Re-attending within 3 months - Adults	475	2,946	16.1%	16.6%	15.8%	15.5%
% of FP17s for the same patient ID Re-attending between 3 & 9 months - Children	539	803	67.1%	54.6%	60.3%	58.8%
% of FP17s for the same patient ID Re-attending between 3 & 9 months - Adults	1,741	2,946	59.1%	45.2%	53.5%	51.1%
% of FP17s for Band 1 Urgent Courses	428	3,477	12.3%	12.0%	9.1%	9.0%
% of FP17s Relating to Free Repair or Replacements	14	3,477	0.4%	0.9%	1.0%	0.8%
% of FP17s Relating to Continuations	28	3,477	0.8%	1.2%	1.0%	0.9%
% of Patients satisfied with the dentistry they have received	3	3	N/A	91.7%	93.6%	93.3%
% of Patients satisfied with the time they had to wait for an appointment	3	3	N/A	89.5%	89.8%	88.9%

* This is based on patients treated on this contract for their most recent course of treatment. Figures in italics indicate the base number of FP17s or Patient Questionnaire responses are less than 100. N/A is shown where the base number of responses is less than 10 during the period. % is calculated as Quantity/Base number*100

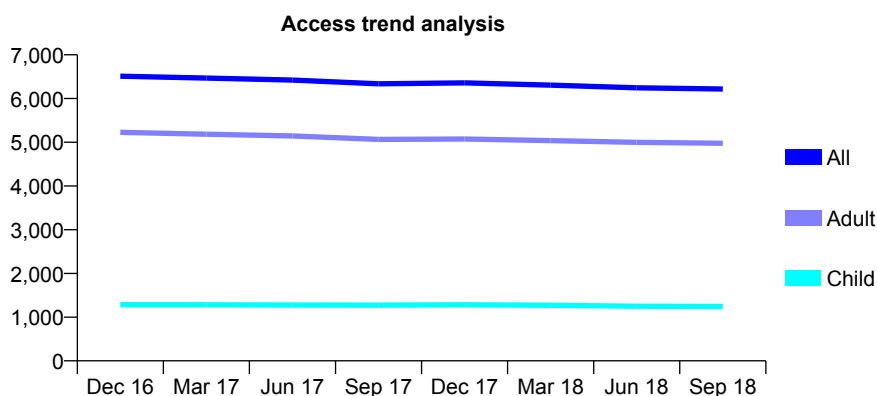
Q48 - Vital Signs At a Glance Contract Report for 301299/0004 - September 2018

Name or company name	MR KH TSAO
Contract type name	GDS Contract
Purpose of contract	General
Contract start date	01/10/2012
Contract end date	

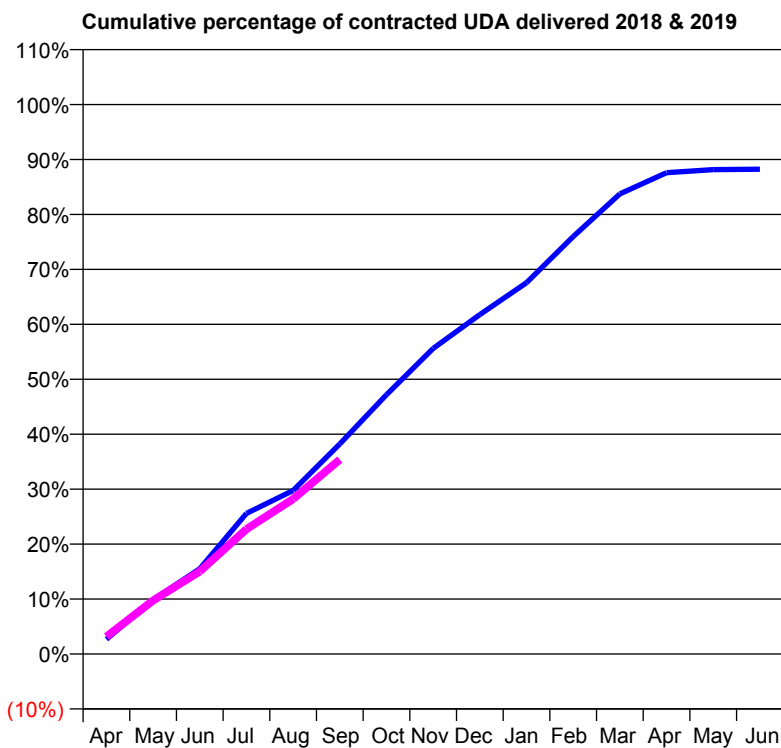
18/19 Contracted general activity (UDA)	23,370
Carry forward general activity (UDA)	0
18/19 Contracted orthodontic activity (UOA)	0
Carry forward orthodontic activity (UOA)	0
Baseline contract value	£528,680.20

ACCESS*

Patients seen in 24 months	Total	Change since previous quarter
Quarter ending September 2017	6,338	
Quarter ending December 2017	6,358	→
Quarter ending March 2018	6,305	→
Quarter ending June 2018	6,245	→
Quarter ending September 2018	6,219	→
Variance since September 2017	(1.9%)	↓



ACTIVITY



Month	Adjusted Scheduled Activity (UDA)	
	2018	2019
April	627	738
May	2,309	2,276
June	3,628	3,516
July	5,981	5,309
August	6,956	6,593
September	8,935	8,271
October	11,030	
November	12,995	
December	14,435	
January	15,791	
February	17,755	
March	19,566	
April	20,468	
May	20,602	
June	20,616	

QUALITY

	Quantity	Base Number	Contract	AT	Region	England
% of FP17s for the same patient ID Re-attending within 3 months - Children	76	843	9.0%	11.2%	12.2%	11.6%
% of FP17s for the same patient ID Re-attending within 3 months - Adults	475	2,964	16.0%	16.6%	15.8%	15.5%
% of FP17s for the same patient ID Re-attending between 3 & 9 months - Children	451	843	53.5%	54.6%	60.3%	58.8%
% of FP17s for the same patient ID Re-attending between 3 & 9 months - Adults	1,278	2,964	43.1%	45.2%	53.5%	51.1%
% of FP17s for Band 1 Urgent Courses	534	3,471	15.4%	12.0%	9.1%	9.0%
% of FP17s Relating to Free Repair or Replacements	42	3,471	1.2%	0.9%	1.0%	0.8%
% of FP17s Relating to Continuations	26	3,471	0.7%	1.2%	1.0%	0.9%
% of Patients satisfied with the dentistry they have received	6	6	N/A	91.7%	93.6%	93.3%
% of Patients satisfied with the time they had to wait for an appointment	5	6	N/A	89.5%	89.8%	88.9%

* This is based on patients treated on this contract for their most recent course of treatment. Figures in italics indicate the base number of FP17s or Patient Questionnaire responses are less than 100. N/A is shown where the base number of responses is less than 10 during the period. % is calculated as Quantity/Base number*100

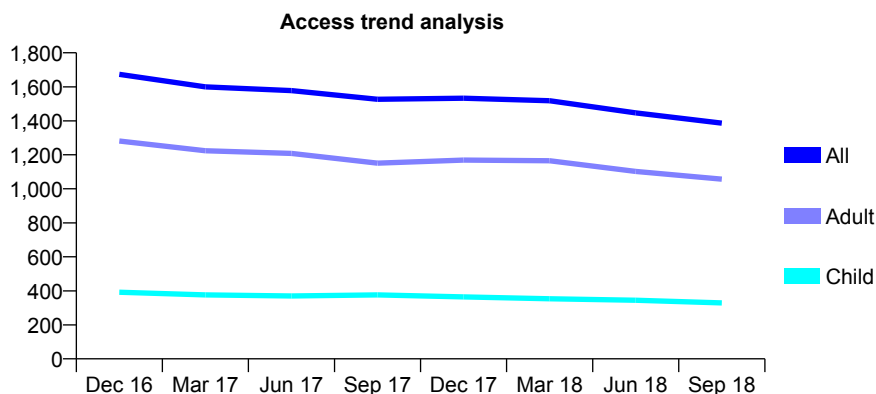
Q48 - Vital Signs At a Glance Contract Report for 301299/0005 - September 2018

Name or company name	MR KH TSAO
Contract type name	GDS Contract
Purpose of contract	General
Contract start date	01/10/2012
Contract end date	

18/19 Contracted general activity (UDA)	4,706
Carry forward general activity (UDA)	40
18/19 Contracted orthodontic activity (UOA)	0
Carry forward orthodontic activity (UOA)	0
Baseline contract value	£121,419.47

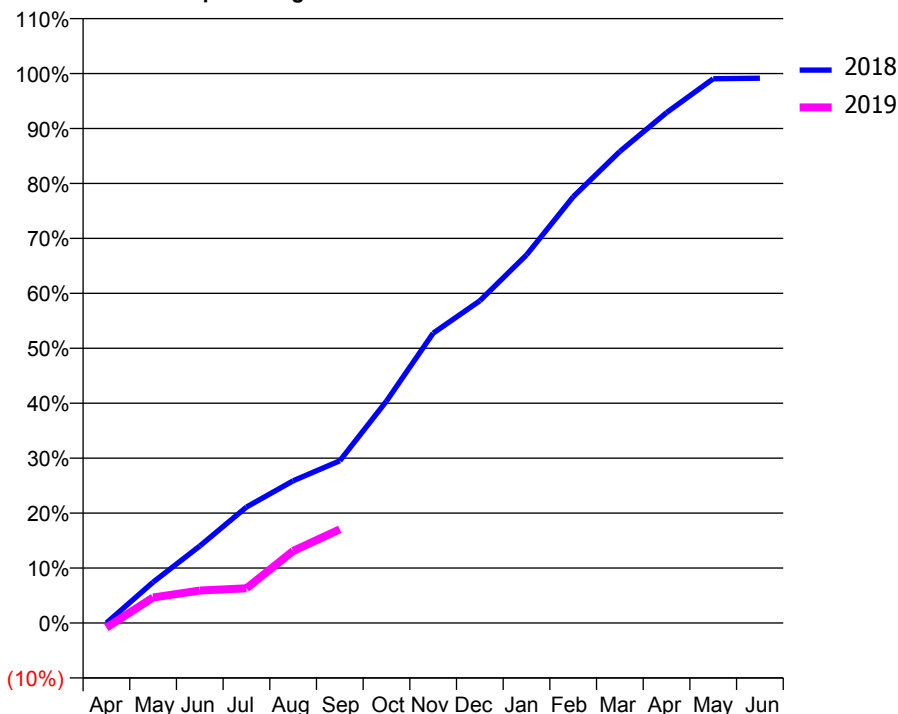
ACCESS*

Patients seen in 24 months	Total	Change since previous quarter
Quarter ending September 2017	1,527	
Quarter ending December 2017	1,533	→
Quarter ending March 2018	1,518	→
Quarter ending June 2018	1,447	↓
Quarter ending September 2018	1,386	↓
Variance since September 2017	(9.2%)	↓



ACTIVITY

Cumulative percentage of contracted UDA delivered 2018 & 2019



Month	Adjusted Scheduled Activity (UDA)	
	2018	2019
April	0	-40
May	350	218
June	660	278
July	993	297
August	1,218	618
September	1,389	803
October	1,901	
November	2,482	
December	2,760	
January	3,152	
February	3,650	
March	4,039	
April	4,371	
May	4,662	
June	4,666	

QUALITY

	Quantity	Base Number	Contract	AT	Region	England
% of FP17s for the same patient ID Re-attending within 3 months - Children	4	139	2.9%	11.2%	12.2%	11.6%
% of FP17s for the same patient ID Re-attending within 3 months - Adults	29	330	8.8%	16.6%	15.8%	15.5%
% of FP17s for the same patient ID Re-attending between 3 & 9 months - Children	43	139	30.9%	54.6%	60.3%	58.8%
% of FP17s for the same patient ID Re-attending between 3 & 9 months - Adults	78	330	23.6%	45.2%	53.5%	51.1%
% of FP17s for Band 1 Urgent Courses	49	303	16.2%	12.0%	9.1%	9.0%
% of FP17s Relating to Free Repair or Replacements	3	303	1.0%	0.9%	1.0%	0.8%
% of FP17s Relating to Continuations	3	303	1.0%	1.2%	1.0%	0.9%
% of Patients satisfied with the dentistry they have received	0	1	N/A	91.7%	93.6%	93.3%
% of Patients satisfied with the time they had to wait for an appointment	0	1	N/A	89.5%	89.8%	88.9%

* This is based on patients treated on this contract for their most recent course of treatment. Figures in italics indicate the base number of FP17s or Patient Questionnaire responses are less than 100. N/A is shown where the base number of responses is less than 10 during the period. % is calculated as Quantity/Base number*100

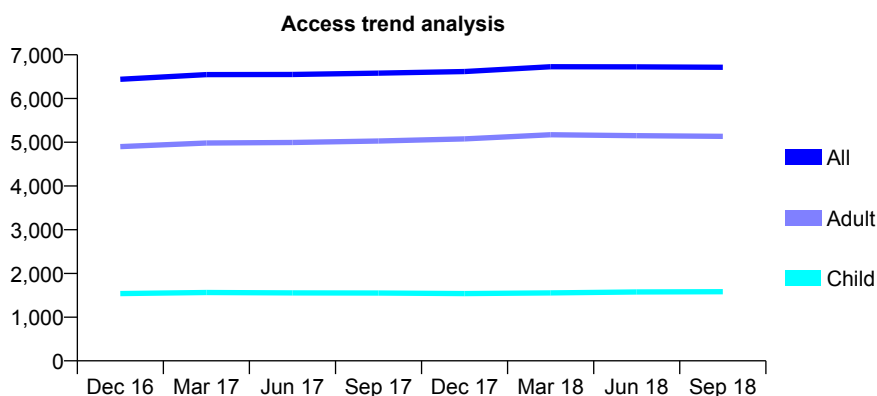
Q48 - Vital Signs At a Glance Contract Report for 304409/0001 - September 2018

Name or company name	MR GM O'HARE
Contract type name	GDS Contract
Purpose of contract	General
Contract start date	01/04/2006
Contract end date	

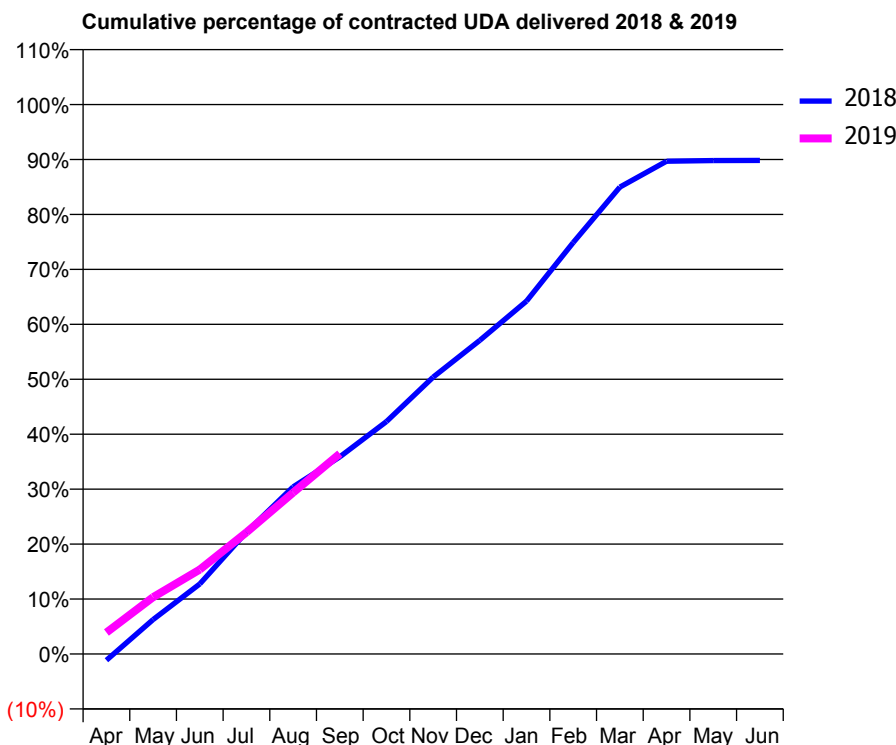
18/19 Contracted general activity (UDA)	22,316
Carry forward general activity (UDA)	0
18/19 Contracted orthodontic activity (UOA)	0
Carry forward orthodontic activity (UOA)	0
Baseline contract value	£575,774.97

ACCESS*

Patients seen in 24 months	Total	Change since previous quarter
Quarter ending September 2017	6,581	
Quarter ending December 2017	6,617	→
Quarter ending March 2018	6,727	→
Quarter ending June 2018	6,725	→
Quarter ending September 2018	6,716	→
Variance since September 2017	2.1%	↑



ACTIVITY



Month	Adjusted Scheduled Activity (UDA)	
	2018	2019
April	-256	874
May	1,400	2,307
June	2,845	3,430
July	4,952	4,940
August	6,790	6,556
September	8,005	8,134
October	9,442	
November	11,243	
December	12,738	
January	14,333	
February	16,711	
March	18,965	
April	20,015	
May	20,040	
June	20,045	

QUALITY

	Quantity	Base Number	Contract	AT	Region	England
% of FP17s for the same patient ID Re-attending within 3 months - Children	81	1,057	7.7%	11.2%	12.2%	11.6%
% of FP17s for the same patient ID Re-attending within 3 months - Adults	579	3,210	18.0%	16.6%	15.8%	15.5%
% of FP17s for the same patient ID Re-attending between 3 & 9 months - Children	627	1,057	59.3%	54.6%	60.3%	58.8%
% of FP17s for the same patient ID Re-attending between 3 & 9 months - Adults	1,496	3,210	46.6%	45.2%	53.5%	51.1%
% of FP17s for Band 1 Urgent Courses	585	3,830	15.3%	12.0%	9.1%	9.0%
% of FP17s Relating to Free Repair or Replacements	37	3,830	1.0%	0.9%	1.0%	0.8%
% of FP17s Relating to Continuations	15	3,830	0.4%	1.2%	1.0%	0.9%
% of Patients satisfied with the dentistry they have received	4	4	N/A	91.7%	93.6%	93.3%
% of Patients satisfied with the time they had to wait for an appointment	4	4	N/A	89.5%	89.8%	88.9%

* This is based on patients treated on this contract for their most recent course of treatment. Figures in italics indicate the base number of FP17s or Patient Questionnaire responses are less than 100. N/A is shown where the base number of responses is less than 10 during the period. % is calculated as Quantity/Base number*100

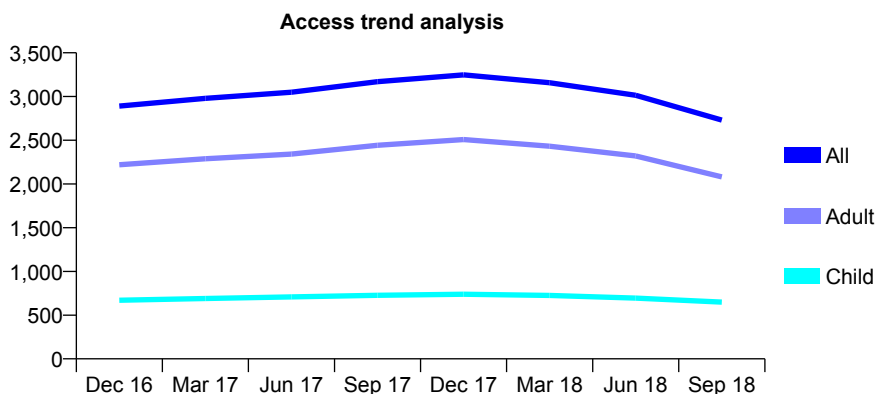
Q48 - Vital Signs At a Glance Contract Report for 320455/0002 - September 2018

Name or company name	MR RA KUNCEWICZ
Contract type name	GDS Contract
Purpose of contract	General
Contract start date	01/04/2006
Contract end date	

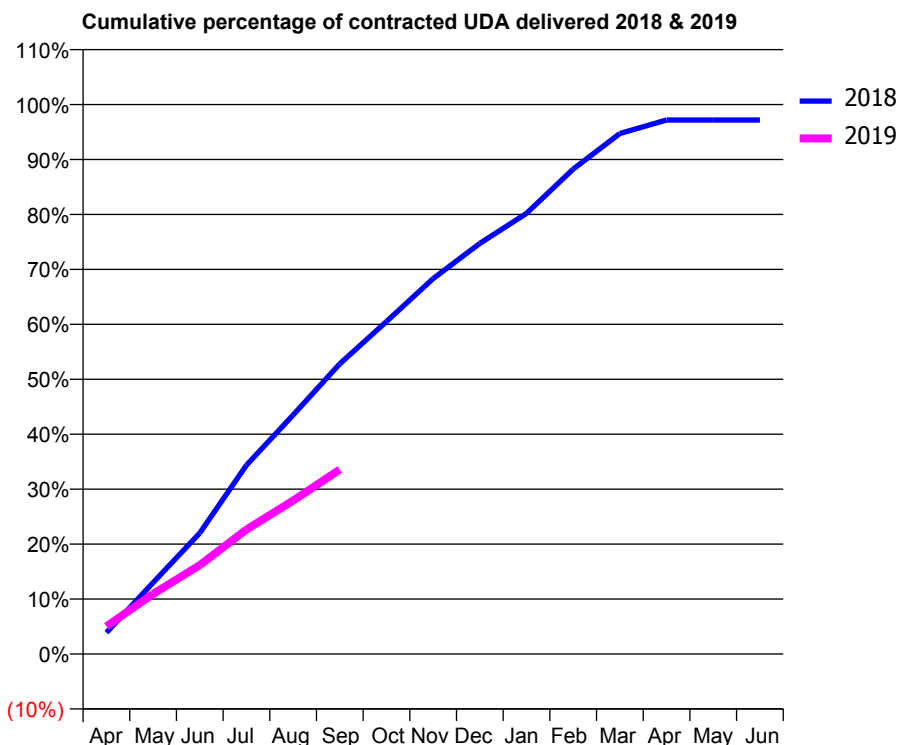
18/19 Contracted general activity (UDA)	8,350
Carry forward general activity (UDA)	0
18/19 Contracted orthodontic activity (UOA)	0
Carry forward orthodontic activity (UOA)	0
Baseline contract value	£210,283.00

ACCESS*

Patients seen in 24 months	Total	Change since previous quarter
Quarter ending September 2017	3,170	
Quarter ending December 2017	3,247	↑
Quarter ending March 2018	3,157	↓
Quarter ending June 2018	3,015	↓
Quarter ending September 2018	2,730	↓
Variance since September 2017	(13.9%)	↓



ACTIVITY



Month	Adjusted Scheduled Activity (UDA)	
	2018	2019
April	326	420
May	1,086	913
June	1,840	1,351
July	2,871	1,892
August	3,632	2,332
September	4,410	2,803
October	5,052	
November	5,704	
December	6,239	
January	6,695	
February	7,368	
March	7,909	
April	8,115	
May	8,115	
June	8,115	

QUALITY

	Quantity	Base Number	Contract	AT	Region	England
% of FP17s for the same patient ID Re-attending within 3 months - Children	35	319	11.0%	11.2%	12.2%	11.6%
% of FP17s for the same patient ID Re-attending within 3 months - Adults	106	769	13.8%	16.6%	15.8%	15.5%
% of FP17s for the same patient ID Re-attending between 3 & 9 months - Children	112	319	35.1%	54.6%	60.3%	58.8%
% of FP17s for the same patient ID Re-attending between 3 & 9 months - Adults	253	769	32.9%	45.2%	53.5%	51.1%
% of FP17s for Band 1 Urgent Courses	124	1,011	12.3%	12.0%	9.1%	9.0%
% of FP17s Relating to Free Repair or Replacements	10	1,011	1.0%	0.9%	1.0%	0.8%
% of FP17s Relating to Continuations	7	1,011	0.7%	1.2%	1.0%	0.9%
% of Patients satisfied with the dentistry they have received	1	2	N/A	91.7%	93.6%	93.3%
% of Patients satisfied with the time they had to wait for an appointment	1	2	N/A	89.5%	89.8%	88.9%

* This is based on patients treated on this contract for their most recent course of treatment. Figures in italics indicate the base number of FP17s or Patient Questionnaire responses are less than 100. N/A is shown where the base number of responses is less than 10 during the period. % is calculated as Quantity/Base number*100

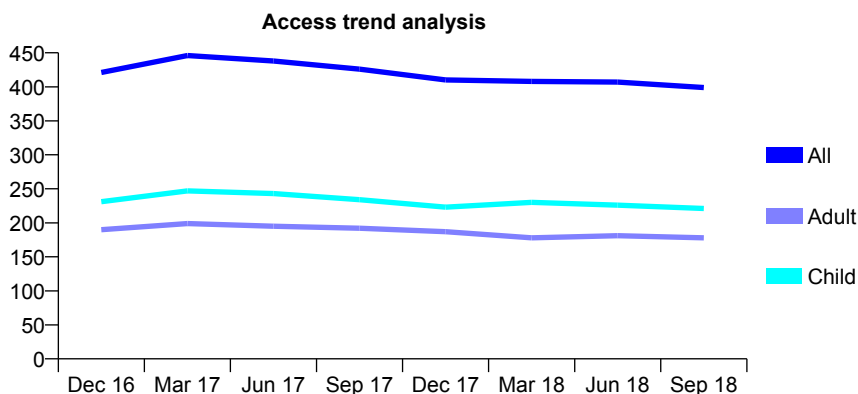
Q48 - Vital Signs At a Glance Contract Report for 325015/0001 - September 2018

Name or company name	MR SA CROSTON
Contract type name	GDS Contract
Purpose of contract	General
Contract start date	01/04/2006
Contract end date	

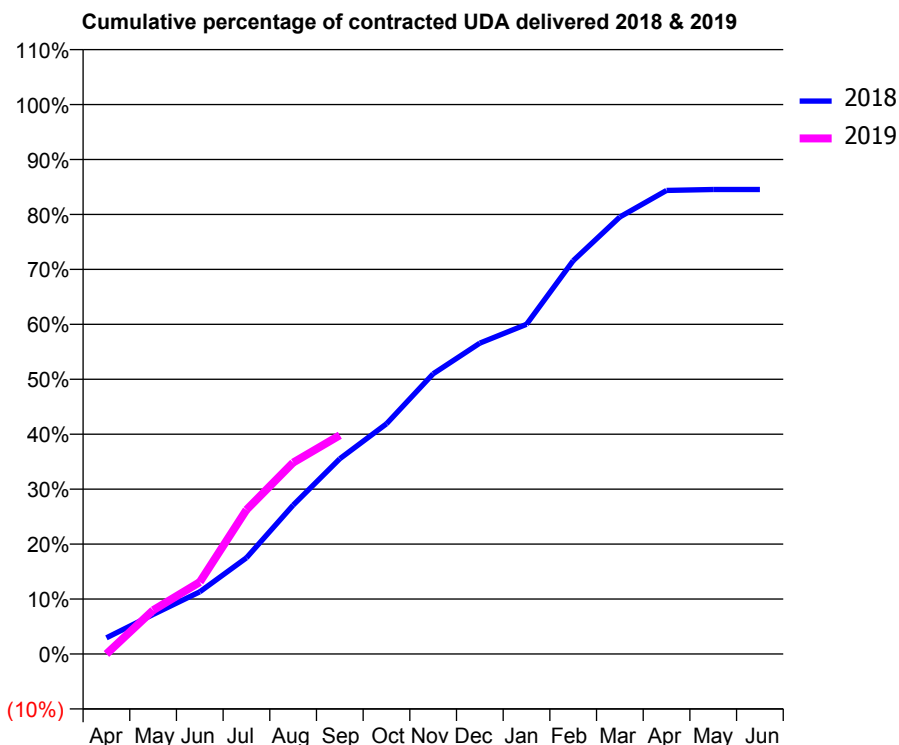
18/19 Contracted general activity (UDA)	1,200
Carry forward general activity (UDA)	0
18/19 Contracted orthodontic activity (UOA)	0
Carry forward orthodontic activity (UOA)	0
Baseline contract value	£30,745.71

ACCESS*

Patients seen in 24 months	Total	Change since previous quarter
Quarter ending September 2017	426	
Quarter ending December 2017	410	↓
Quarter ending March 2018	408	→
Quarter ending June 2018	407	→
Quarter ending September 2018	399	↓
Variance since September 2017	(6.3%)	↓



ACTIVITY



Adjusted Scheduled Activity (UDA)		
Month	2018	2019
April	35	0
May	86	96
June	136	157
July	210	315
August	325	418
September	427	478
October	503	
November	612	
December	679	
January	720	
February	859	
March	954	
April	1,012	
May	1,014	
June	1,014	

QUALITY

	Quantity	Base Number	Contract	AT	Region	England
% of FP17s for the same patient ID Re-attending within 3 months - Children	10	182	5.5%	11.2%	12.2%	11.6%
% of FP17s for the same patient ID Re-attending within 3 months - Adults	20	121	16.5%	16.6%	15.8%	15.5%
% of FP17s for the same patient ID Re-attending between 3 & 9 months - Children	129	182	70.9%	54.6%	60.3%	58.8%
% of FP17s for the same patient ID Re-attending between 3 & 9 months - Adults	70	121	57.9%	45.2%	53.5%	51.1%
% of FP17s for Band 1 Urgent Courses	23	269	8.6%	12.0%	9.1%	9.0%
% of FP17s Relating to Free Repair or Replacements	0	269	0.0%	0.9%	1.0%	0.8%
% of FP17s Relating to Continuations	7	269	2.6%	1.2%	1.0%	0.9%
% of Patients satisfied with the dentistry they have received	0	0	N/A	91.7%	93.6%	93.3%
% of Patients satisfied with the time they had to wait for an appointment	0	0	N/A	89.5%	89.8%	88.9%

* This is based on patients treated on this contract for their most recent course of treatment. Figures in italics indicate the base number of FP17s or Patient Questionnaire responses are less than 100. N/A is shown where the base number of responses is less than 10 during the period. % is calculated as Quantity/Base number*100

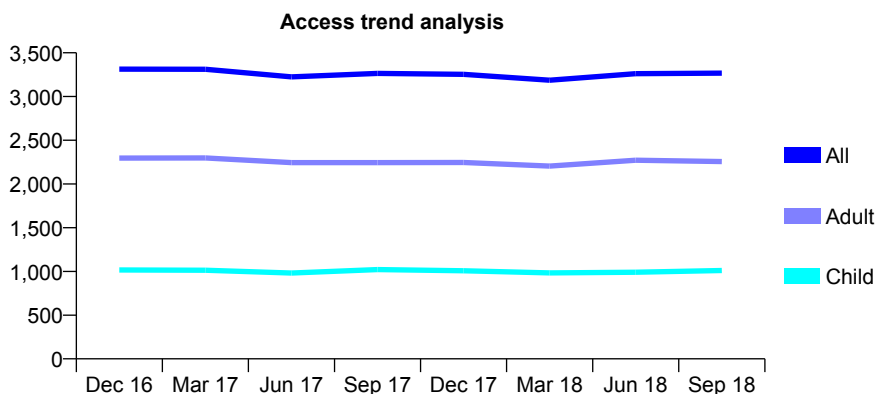
Q48 - Vital Signs At a Glance Contract Report for 325112/0001 - September 2018

Name or company name	MR DJ TILDSLEY
Contract type name	GDS Contract
Purpose of contract	General
Contract start date	01/04/2006
Contract end date	

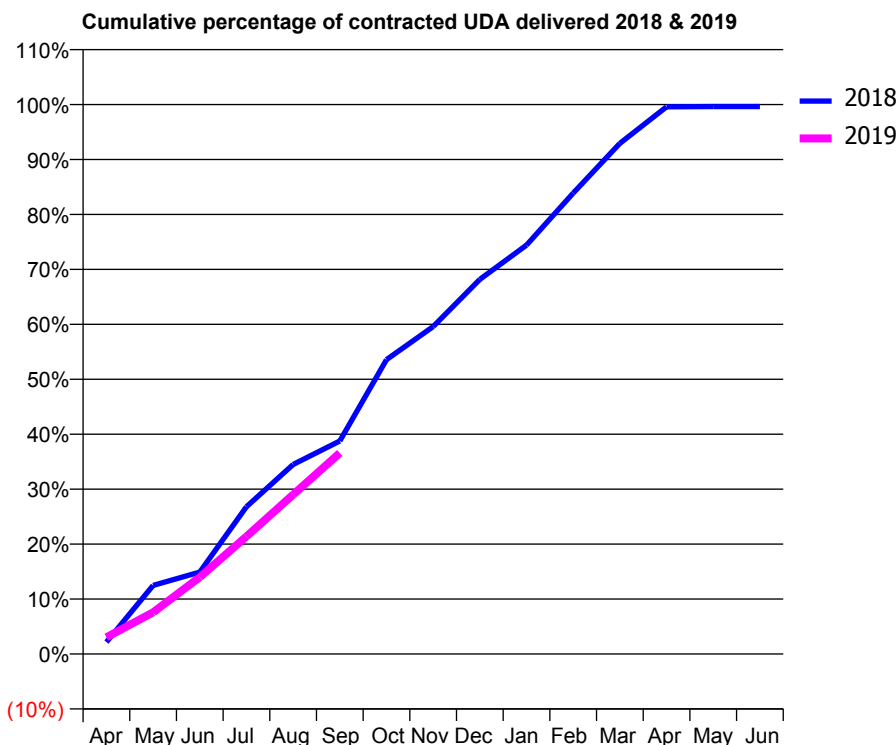
18/19 Contracted general activity (UDA)	10,904
Carry forward general activity (UDA)	41
18/19 Contracted orthodontic activity (UOA)	0
Carry forward orthodontic activity (UOA)	0
Baseline contract value	£342,228.69

ACCESS*

Patients seen in 24 months	Total	Change since previous quarter
Quarter ending September 2017	3,265	
Quarter ending December 2017	3,253	→
Quarter ending March 2018	3,187	↓
Quarter ending June 2018	3,261	↑
Quarter ending September 2018	3,268	→
Variance since September 2017	0.1%	→



ACTIVITY



Adjusted Scheduled Activity (UDA)		
Month	2018	2019
April	237	331
May	1,361	826
June	1,627	1,524
July	2,923	2,334
August	3,760	3,163
September	4,227	3,989
October	5,842	
November	6,498	
December	7,434	
January	8,113	
February	9,145	
March	10,133	
April	10,857	
May	10,864	
June	10,863	

QUALITY

	Quantity	Base Number	Contract	AT	Region	England
% of FP17s for the same patient ID Re-attending within 3 months - Children	259	882	29.4%	11.2%	12.2%	11.6%
% of FP17s for the same patient ID Re-attending within 3 months - Adults	262	1,105	23.7%	16.6%	15.8%	15.5%
% of FP17s for the same patient ID Re-attending between 3 & 9 months - Children	366	882	41.5%	54.6%	60.3%	58.8%
% of FP17s for the same patient ID Re-attending between 3 & 9 months - Adults	333	1,105	30.1%	45.2%	53.5%	51.1%
% of FP17s for Band 1 Urgent Courses	214	1,708	12.5%	12.0%	9.1%	9.0%
% of FP17s Relating to Free Repair or Replacements	18	1,708	1.1%	0.9%	1.0%	0.8%
% of FP17s Relating to Continuations	10	1,708	0.6%	1.2%	1.0%	0.9%
% of Patients satisfied with the dentistry they have received	9	10	90.0%	91.7%	93.6%	93.3%
% of Patients satisfied with the time they had to wait for an appointment	6	10	60.0%	89.5%	89.8%	88.9%

* This is based on patients treated on this contract for their most recent course of treatment. Figures in italics indicate the base number of FP17s or Patient Questionnaire responses are less than 100. N/A is shown where the base number of responses is less than 10 during the period. % is calculated as Quantity/Base number*100

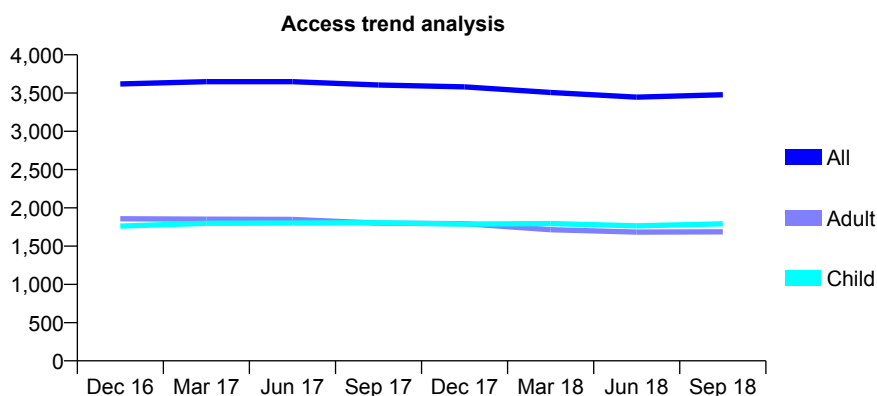
Q48 - Vital Signs At a Glance Contract Report for 328847/0001 - September 2018

Name or company name	MR PA DOYLE
Contract type name	GDS Contract
Purpose of contract	General
Contract start date	01/04/2006
Contract end date	

18/19 Contracted general activity (UDA)	12,787
Carry forward general activity (UDA)	0
18/19 Contracted orthodontic activity (UOA)	0
Carry forward orthodontic activity (UOA)	0
Baseline contract value	£365,945.54

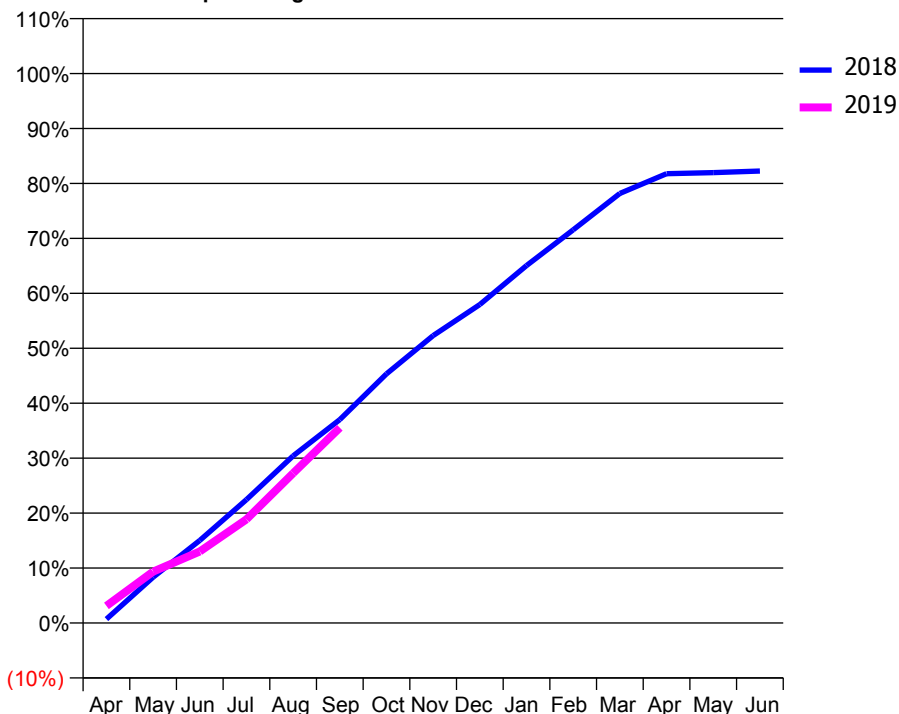
ACCESS*

Patients seen in 24 months	Total	Change since previous quarter
Quarter ending September 2017	3,605	
Quarter ending December 2017	3,580	→
Quarter ending March 2018	3,508	↓
Quarter ending June 2018	3,447	↓
Quarter ending September 2018	3,478	→
Variance since September 2017	(3.5%)	↓



ACTIVITY

Cumulative percentage of contracted UDA delivered 2018 & 2019



Adjusted Scheduled Activity (UDA)

Month	2018	2019
April	91	398
May	1,065	1,195
June	1,921	1,664
July	2,872	2,413
August	3,890	3,486
September	4,733	4,544
October	5,798	
November	6,688	
December	7,410	
January	8,318	
February	9,148	
March	9,997	
April	10,454	
May	10,480	
June	10,517	

QUALITY

	Quantity	Base Number	Contract	AT	Region	England
% of FP17s for the same patient ID Re-attending within 3 months - Children	72	1,033	7.0%	11.2%	12.2%	11.6%
% of FP17s for the same patient ID Re-attending within 3 months - Adults	155	884	17.5%	16.6%	15.8%	15.5%
% of FP17s for the same patient ID Re-attending between 3 & 9 months - Children	462	1,033	44.7%	54.6%	60.3%	58.8%
% of FP17s for the same patient ID Re-attending between 3 & 9 months - Adults	347	884	39.3%	45.2%	53.5%	51.1%
% of FP17s for Band 1 Urgent Courses	169	1,732	9.8%	12.0%	9.1%	9.0%
% of FP17s Relating to Free Repair or Replacements	1	1,732	0.1%	0.9%	1.0%	0.8%
% of FP17s Relating to Continuations	8	1,732	0.5%	1.2%	1.0%	0.9%
% of Patients satisfied with the dentistry they have received	1	1	N/A	91.7%	93.6%	93.3%
% of Patients satisfied with the time they had to wait for an appointment	1	1	N/A	89.5%	89.8%	88.9%

* This is based on patients treated on this contract for their most recent course of treatment. Figures in italics indicate the base number of FP17s or Patient Questionnaire responses are less than 100. N/A is shown where the base number of responses is less than 10 during the period. % is calculated as Quantity/Base number*100

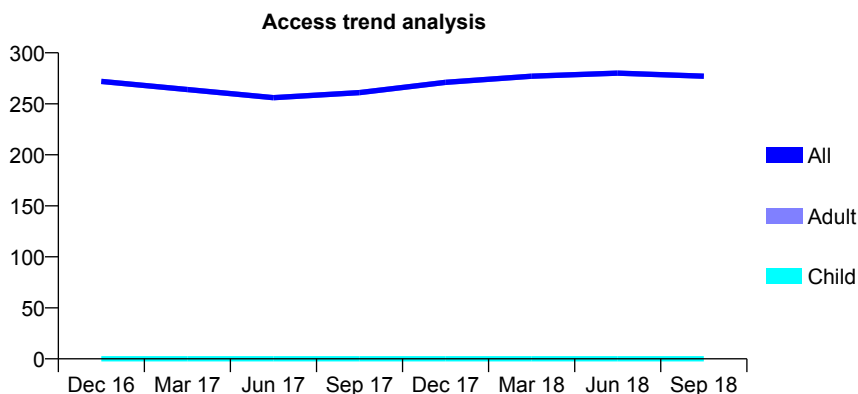
Q48 - Vital Signs At a Glance Contract Report for 351628/0004 - September 2018

Name or company name	MR TC DALEY
Contract type name	GDS Contract
Purpose of contract	General
Contract start date	02/03/2012
Contract end date	31/12/2018

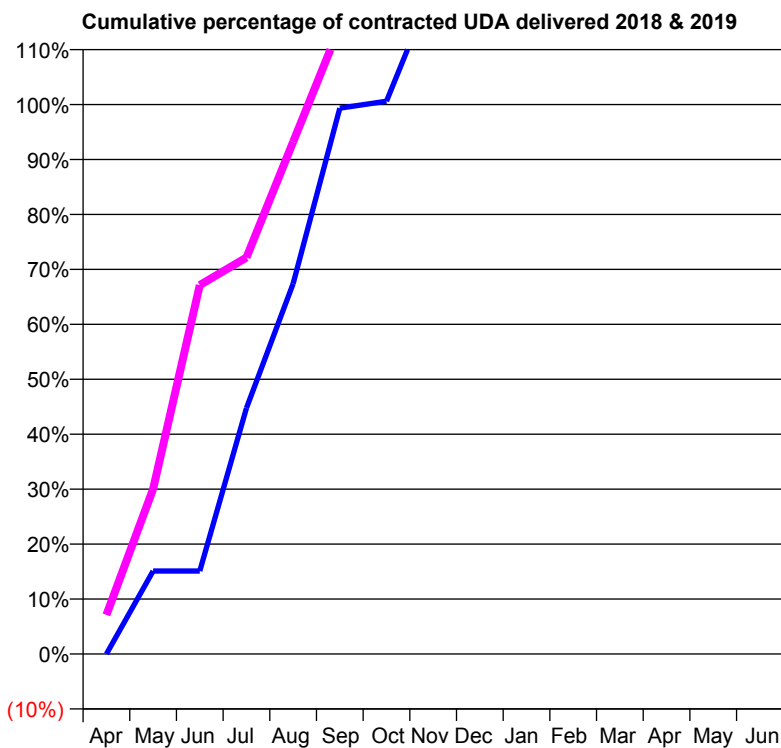
18/19 Contracted general activity (UDA)	477
Carry forward general activity (UDA)	0
18/19 Contracted orthodontic activity (UOA)	0
Carry forward orthodontic activity (UOA)	0
Baseline contract value	£20,457.88

ACCESS*

Patients seen in 24 months	Total	Change since previous quarter
Quarter ending September 2017	261	
Quarter ending December 2017	271	↑
Quarter ending March 2018	277	↑
Quarter ending June 2018	280	→
Quarter ending September 2018	277	↓
Variance since September 2017	6.1%	↑



ACTIVITY



Month	Adjusted Scheduled Activity (UDA)	
	2018	2019
April	0	34
May	96	143
June	96	320
July	285	344
August	429	445
September	632	545
October	640	
November	772	
December	909	
January	991	
February	1,055	
March	1,067	
April	1,069	
May	1,070	
June	1,070	

QUALITY

	Quantity	Base Number	Contract	AT	Region	England
% of FP17s for the same patient ID Re-attending within 3 months - Children	0	0	N/A	11.2%	12.2%	11.6%
% of FP17s for the same patient ID Re-attending within 3 months - Adults	3	94	3.2%	16.6%	15.8%	15.5%
% of FP17s for the same patient ID Re-attending between 3 & 9 months - Children	0	0	N/A	54.6%	60.3%	58.8%
% of FP17s for the same patient ID Re-attending between 3 & 9 months - Adults	8	94	8.5%	45.2%	53.5%	51.1%
% of FP17s for Band 1 Urgent Courses	3	91	3.3%	12.0%	9.1%	9.0%
% of FP17s Relating to Free Repair or Replacements	0	91	0.0%	0.9%	1.0%	0.8%
% of FP17s Relating to Continuations	0	91	0.0%	1.2%	1.0%	0.9%
% of Patients satisfied with the dentistry they have received	0	0	N/A	91.7%	93.6%	93.3%
% of Patients satisfied with the time they had to wait for an appointment	0	0	N/A	89.5%	89.8%	88.9%

* This is based on patients treated on this contract for their most recent course of treatment. Figures in italics indicate the base number of FP17s or Patient Questionnaire responses are less than 100. N/A is shown where the base number of responses is less than 10 during the period. % is calculated as Quantity/Base number*100

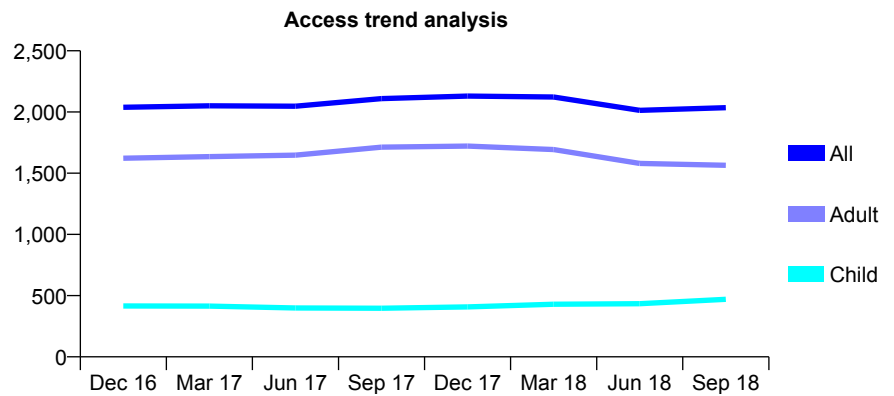
Q48 - Vital Signs At a Glance Contract Report for 357936/0001 - September 2018

Name or company name	MR SR LAKSHMIAH
Contract type name	GDS Contract
Purpose of contract	General
Contract start date	01/04/2006
Contract end date	

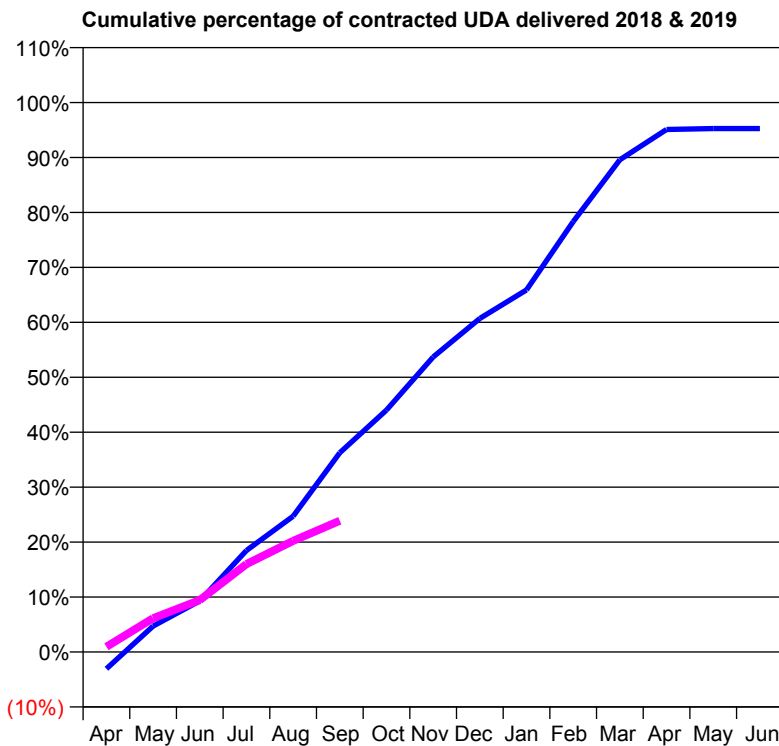
18/19 Contracted general activity (UDA)	9,108
Carry forward general activity (UDA)	0
18/19 Contracted orthodontic activity (UOA)	0
Carry forward orthodontic activity (UOA)	0
Baseline contract value	£234,995.64

ACCESS*

Patients seen in 24 months	Total	Change since previous quarter
Quarter ending September 2017	2,110	
Quarter ending December 2017	2,130	→
Quarter ending March 2018	2,123	→
Quarter ending June 2018	2,014	↓
Quarter ending September 2018	2,035	→
Variance since September 2017	(3.6%)	↓



ACTIVITY



Month	Adjusted Scheduled Activity (UDA)	
	2018	2019
April	-265	87
May	407	561
June	800	860
July	1,591	1,458
August	2,127	1,842
September	3,122	2,177
October	3,790	
November	4,621	
December	5,224	
January	5,671	
February	6,740	
March	7,708	
April	8,183	
May	8,198	
June	8,198	

QUALITY

	Quantity	Base Number	Contract	AT	Region	England
% of FP17s for the same patient ID Re-attending within 3 months - Children	18	275	6.5%	11.2%	12.2%	11.6%
% of FP17s for the same patient ID Re-attending within 3 months - Adults	89	683	13.0%	16.6%	15.8%	15.5%
% of FP17s for the same patient ID Re-attending between 3 & 9 months - Children	70	275	25.5%	54.6%	60.3%	58.8%
% of FP17s for the same patient ID Re-attending between 3 & 9 months - Adults	169	683	24.7%	45.2%	53.5%	51.1%
% of FP17s for Band 1 Urgent Courses	154	823	18.7%	12.0%	9.1%	9.0%
% of FP17s Relating to Free Repair or Replacements	0	823	0.0%	0.9%	1.0%	0.8%
% of FP17s Relating to Continuations	1	823	0.1%	1.2%	1.0%	0.9%
% of Patients satisfied with the dentistry they have received	1	1	N/A	91.7%	93.6%	93.3%
% of Patients satisfied with the time they had to wait for an appointment	1	1	N/A	89.5%	89.8%	88.9%

* This is based on patients treated on this contract for their most recent course of treatment. Figures in italics indicate the base number of FP17s or Patient Questionnaire responses are less than 100. N/A is shown where the base number of responses is less than 10 during the period. % is calculated as Quantity/Base number*100

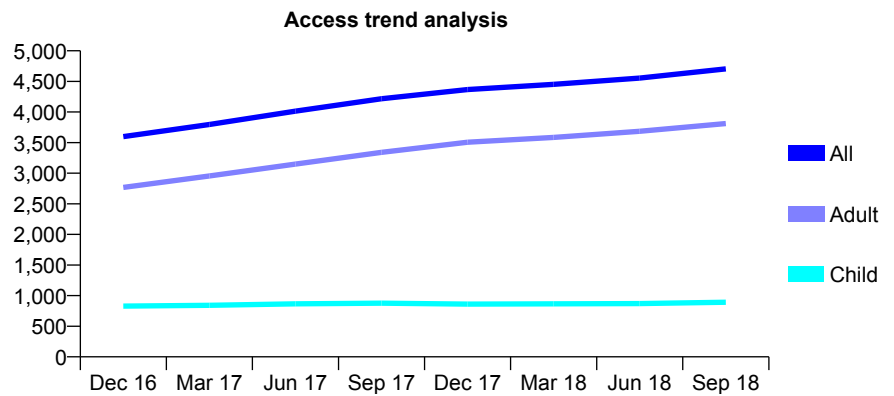
Q48 - Vital Signs At a Glance Contract Report for 358754/0001 - September 2018

Name or company name	Devaki Divakar
Contract type name	GDS Contract
Purpose of contract	General
Contract start date	01/01/2008
Contract end date	

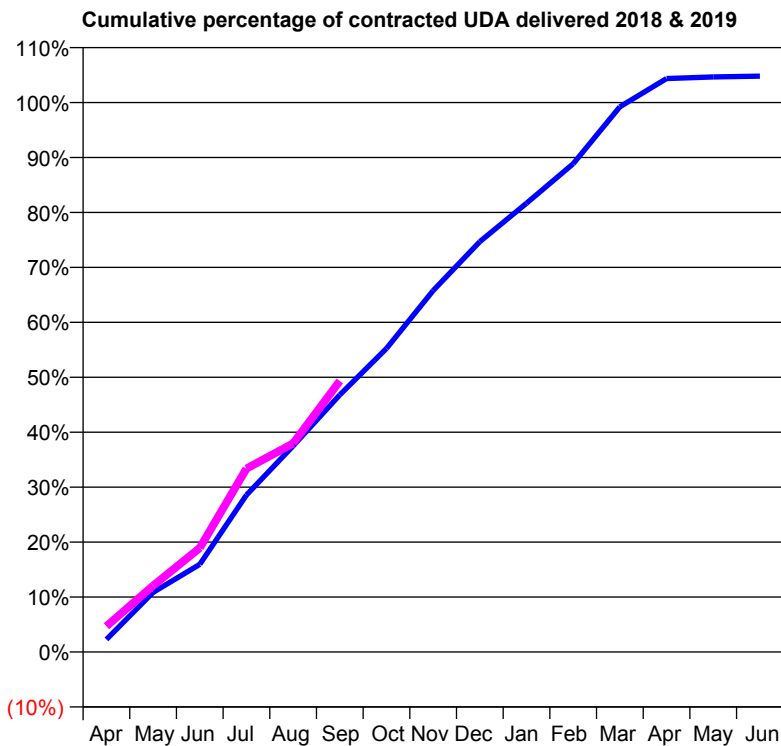
18/19 Contracted general activity (UDA)	11,926
Carry forward general activity (UDA)	0
18/19 Contracted orthodontic activity (UOA)	0
Carry forward orthodontic activity (UOA)	0
Baseline contract value	£419,778.93

ACCESS*

Patients seen in 24 months	Total	Change since previous quarter
Quarter ending September 2017	4,217	
Quarter ending December 2017	4,368	↑
Quarter ending March 2018	4,451	→
Quarter ending June 2018	4,555	↑
Quarter ending September 2018	4,704	↑
Variance since September 2017	11.5%	↑



ACTIVITY



Month	Adjusted Scheduled Activity (UDA)	
	2018	2019
April	272	560
May	1,296	1,440
June	1,903	2,258
July	3,408	3,980
August	4,474	4,528
September	5,582	5,883
October	6,588	
November	7,844	
December	8,906	
January	9,740	
February	10,598	
March	11,832	
April	12,445	
May	12,481	
June	12,499	

QUALITY

	Quantity	Base Number	Contract	AT	Region	England
% of FP17s for the same patient ID Re-attending within 3 months - Children	57	568	10.0%	11.2%	12.2%	11.6%
% of FP17s for the same patient ID Re-attending within 3 months - Adults	378	2,276	16.6%	16.6%	15.8%	15.5%
% of FP17s for the same patient ID Re-attending between 3 & 9 months - Children	209	568	36.8%	54.6%	60.3%	58.8%
% of FP17s for the same patient ID Re-attending between 3 & 9 months - Adults	494	2,276	21.7%	45.2%	53.5%	51.1%
% of FP17s for Band 1 Urgent Courses	1,268	2,583	49.1%	12.0%	9.1%	9.0%
% of FP17s Relating to Free Repair or Replacements	34	2,583	1.3%	0.9%	1.0%	0.8%
% of FP17s Relating to Continuations	2	2,583	0.1%	1.2%	1.0%	0.9%
% of Patients satisfied with the dentistry they have received	2	2	N/A	91.7%	93.6%	93.3%
% of Patients satisfied with the time they had to wait for an appointment	1	2	N/A	89.5%	89.8%	88.9%

* This is based on patients treated on this contract for their most recent course of treatment. Figures in italics indicate the base number of FP17s or Patient Questionnaire responses are less than 100. N/A is shown where the base number of responses is less than 10 during the period. % is calculated as Quantity/Base number*100

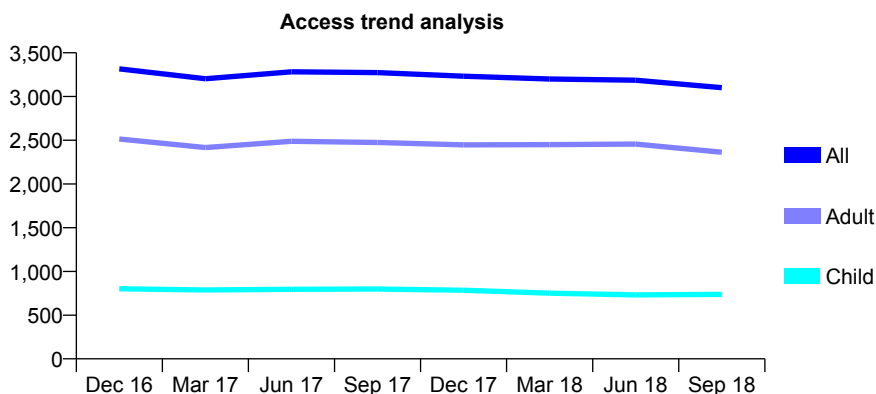
Q48 - Vital Signs At a Glance Contract Report for 383732/0001 - September 2018

Name or company name	McLaughlin Bracken
Contract type name	GDS Contract
Purpose of contract	General
Contract start date	01/04/2006
Contract end date	

18/19 Contracted general activity (UDA)	11,178
Carry forward general activity (UDA)	0
18/19 Contracted orthodontic activity (UOA)	0
Carry forward orthodontic activity (UOA)	0
Baseline contract value	£288,403.50

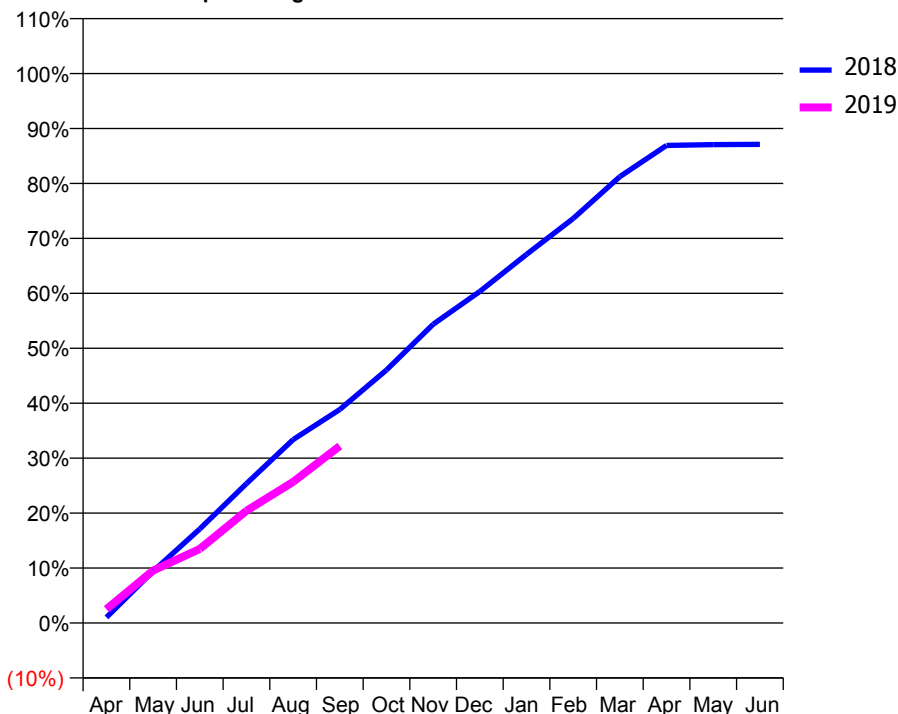
ACCESS*

Patients seen in 24 months	Total	Change since previous quarter
Quarter ending September 2017	3,274	
Quarter ending December 2017	3,232	↓
Quarter ending March 2018	3,201	→
Quarter ending June 2018	3,187	→
Quarter ending September 2018	3,101	↓
Variance since September 2017	(5.3%)	↓



ACTIVITY

Cumulative percentage of contracted UDA delivered 2018 & 2019



Month	Adjusted Scheduled Activity (UDA)	
	2018	2019
April	115	281
May	1,055	1,068
June	1,915	1,506
July	2,836	2,283
August	3,731	2,871
September	4,345	3,600
October	5,148	
November	6,078	
December	6,746	
January	7,498	
February	8,228	
March	9,080	
April	9,714	
May	9,732	
June	9,737	

QUALITY

	Quantity	Base Number	Contract	AT	Region	England
% of FP17s for the same patient ID Re-attending within 3 months - Children	24	378	6.3%	11.2%	12.2%	11.6%
% of FP17s for the same patient ID Re-attending within 3 months - Adults	163	1,201	13.6%	16.6%	15.8%	15.5%
% of FP17s for the same patient ID Re-attending between 3 & 9 months - Children	93	378	24.6%	54.6%	60.3%	58.8%
% of FP17s for the same patient ID Re-attending between 3 & 9 months - Adults	331	1,201	27.6%	45.2%	53.5%	51.1%
% of FP17s for Band 1 Urgent Courses	166	1,333	12.5%	12.0%	9.1%	9.0%
% of FP17s Relating to Free Repair or Replacements	16	1,333	1.2%	0.9%	1.0%	0.8%
% of FP17s Relating to Continuations	10	1,333	0.8%	1.2%	1.0%	0.9%
% of Patients satisfied with the dentistry they have received	3	3	N/A	91.7%	93.6%	93.3%
% of Patients satisfied with the time they had to wait for an appointment	3	3	N/A	89.5%	89.8%	88.9%

* This is based on patients treated on this contract for their most recent course of treatment. Figures in italics indicate the base number of FP17s or Patient Questionnaire responses are less than 100. N/A is shown where the base number of responses is less than 10 during the period. % is calculated as Quantity/Base number*100

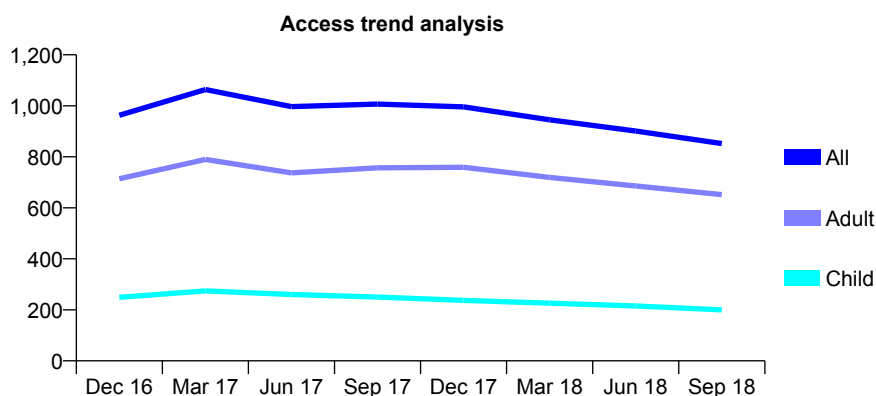
Q48 - Vital Signs At a Glance Contract Report for 383732/0003 - September 2018

Name or company name	McLaughlin Bracken
Contract type name	GDS Contract
Purpose of contract	General
Contract start date	01/04/2006
Contract end date	

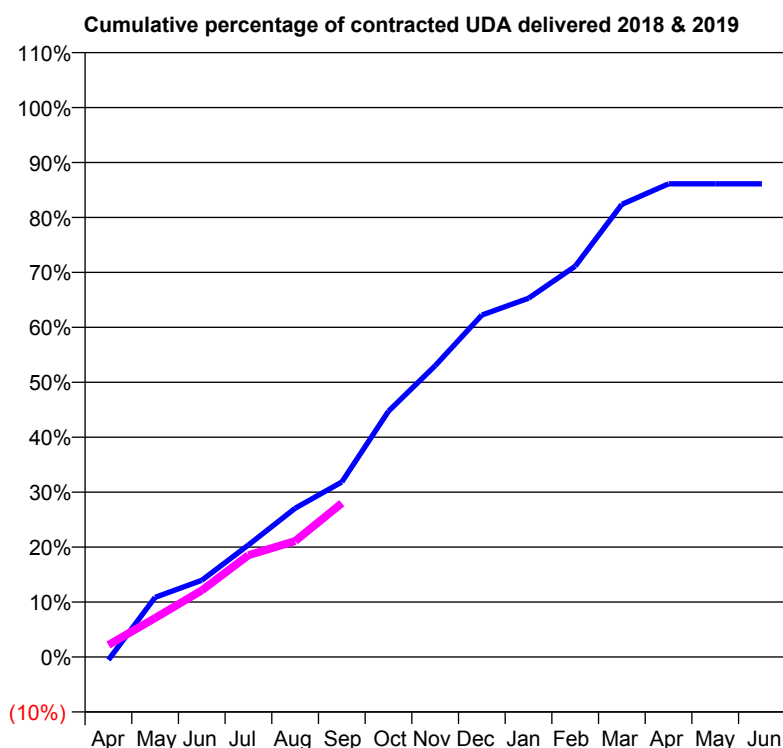
18/19 Contracted general activity (UDA)	2,380
Carry forward general activity (UDA)	0
18/19 Contracted orthodontic activity (UOA)	0
Carry forward orthodontic activity (UOA)	0
Baseline contract value	£51,999.59

ACCESS*

Patients seen in 24 months	Total	Change since previous quarter
Quarter ending September 2017	1,007	
Quarter ending December 2017	996	↓
Quarter ending March 2018	945	↓
Quarter ending June 2018	901	↓
Quarter ending September 2018	852	↓
Variance since September 2017	(15.4%)	↓



ACTIVITY



Month	Adjusted Scheduled Activity (UDA)	
	2018	2019
April	-13	52
May	259	169
June	332	288
July	485	441
August	644	502
September	758	666
October	1,065	
November	1,261	
December	1,481	
January	1,554	
February	1,692	
March	1,960	
April	2,049	
May	2,049	
June	2,049	

QUALITY

	Quantity	Base Number	Contract	AT	Region	England
% of FP17s for the same patient ID Re-attending within 3 months - Children	2	94	2.1%	11.2%	12.2%	11.6%
% of FP17s for the same patient ID Re-attending within 3 months - Adults	8	270	3.0%	16.6%	15.8%	15.5%
% of FP17s for the same patient ID Re-attending between 3 & 9 months - Children	12	94	12.8%	54.6%	60.3%	58.8%
% of FP17s for the same patient ID Re-attending between 3 & 9 months - Adults	15	270	5.6%	45.2%	53.5%	51.1%
% of FP17s for Band 1 Urgent Courses	37	323	11.5%	12.0%	9.1%	9.0%
% of FP17s Relating to Free Repair or Replacements	1	323	0.3%	0.9%	1.0%	0.8%
% of FP17s Relating to Continuations	4	323	1.2%	1.2%	1.0%	0.9%
% of Patients satisfied with the dentistry they have received	1	1	N/A	91.7%	93.6%	93.3%
% of Patients satisfied with the time they had to wait for an appointment	1	1	N/A	89.5%	89.8%	88.9%

* This is based on patients treated on this contract for their most recent course of treatment. Figures in italics indicate the base number of FP17s or Patient Questionnaire responses are less than 100. N/A is shown where the base number of responses is less than 10 during the period. % is calculated as Quantity/Base number*100

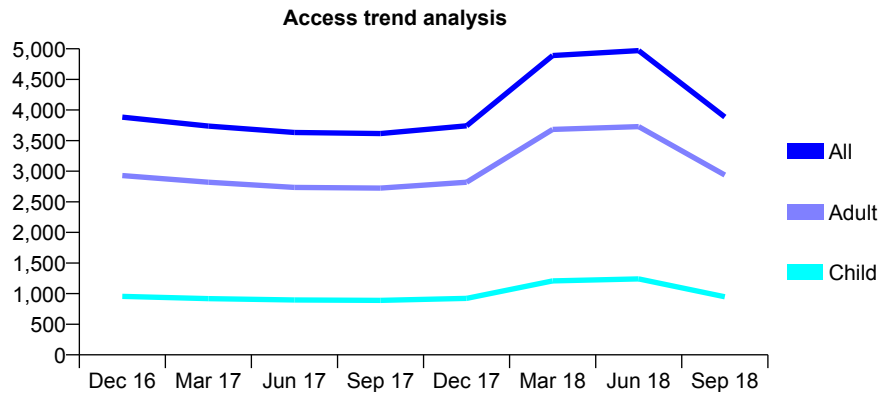
Q48 - Vital Signs At a Glance Contract Report for 396109/0001 - September 2018

Name or company name	Mr S Garton & Mr J Ajibade
Contract type name	GDS Contract
Purpose of contract	General
Contract start date	24/11/2008
Contract end date	31/07/2018

18/19 Contracted general activity (UDA)	5,416
Carry forward general activity (UDA)	0
18/19 Contracted orthodontic activity (UOA)	0
Carry forward orthodontic activity (UOA)	0
Baseline contract value	£139,746.78

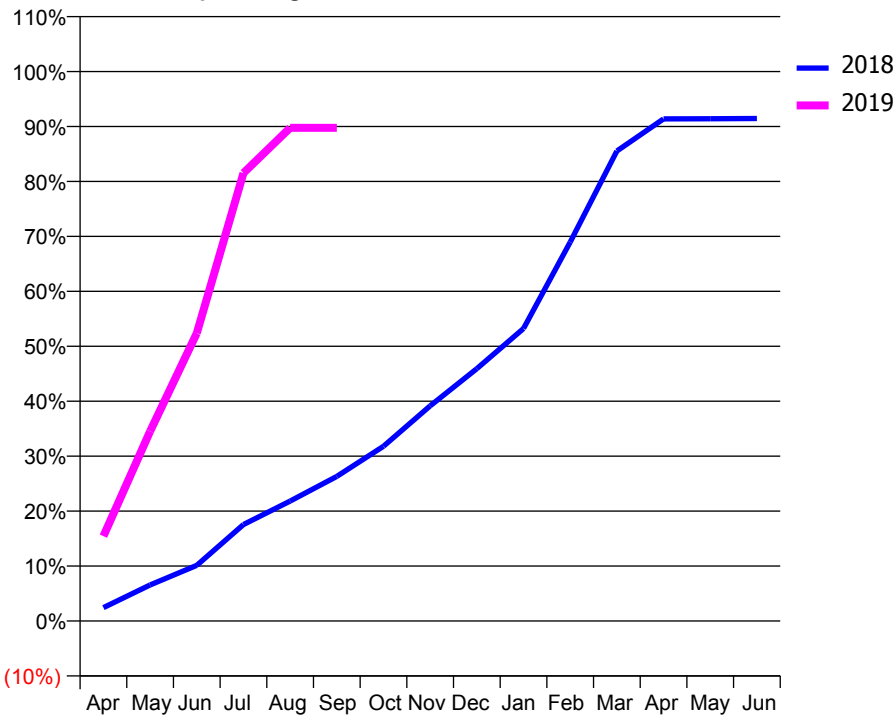
ACCESS*

Patients seen in 24 months	Total	Change since previous quarter
Quarter ending September 2017	3,616	
Quarter ending December 2017	3,742	↑
Quarter ending March 2018	4,891	↑
Quarter ending June 2018	4,970	→
Quarter ending September 2018	3,885	↓
Variance since September 2017	7.4%	↑



ACTIVITY

Cumulative percentage of contracted UDA delivered 2018 & 2019



Month	Adjusted Scheduled Activity (UDA)	
	2018	2019
April	395	836
May	1,068	1,870
June	1,648	2,837
July	2,851	4,416
August	3,545	4,861
September	4,274	4,861
October	5,168	
November	6,364	
December	7,463	
January	8,651	
February	11,206	
March	13,898	
April	14,846	
May	14,850	
June	14,859	

QUALITY

	Quantity	Base Number	Contract	AT	Region	England
% of FP17s for the same patient ID Re-attending within 3 months - Children	30	574	5.2%	11.2%	12.2%	11.6%
% of FP17s for the same patient ID Re-attending within 3 months - Adults	198	1,732	11.4%	16.6%	15.8%	15.5%
% of FP17s for the same patient ID Re-attending between 3 & 9 months - Children	185	574	32.2%	54.6%	60.3%	58.8%
% of FP17s for the same patient ID Re-attending between 3 & 9 months - Adults	556	1,732	32.1%	45.2%	53.5%	51.1%
% of FP17s for Band 1 Urgent Courses	179	1,974	9.1%	12.0%	9.1%	9.0%
% of FP17s Relating to Free Repair or Replacements	11	1,974	0.6%	0.9%	1.0%	0.8%
% of FP17s Relating to Continuations	8	1,974	0.4%	1.2%	1.0%	0.9%
% of Patients satisfied with the dentistry they have received	5	5	N/A	91.7%	93.6%	93.3%
% of Patients satisfied with the time they had to wait for an appointment	5	5	N/A	89.5%	89.8%	88.9%

* This is based on patients treated on this contract for their most recent course of treatment. Figures in italics indicate the base number of FP17s or Patient Questionnaire responses are less than 100. N/A is shown where the base number of responses is less than 10 during the period. % is calculated as Quantity/Base number*100

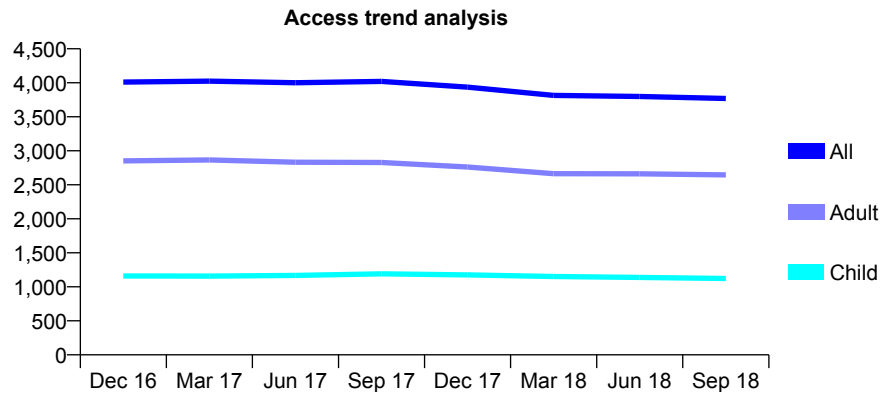
Q48 - Vital Signs At a Glance Contract Report for 568147/0001 - September 2018

Name or company name	Speke Dental Practice
Contract type name	GDS Contract
Purpose of contract	General
Contract start date	01/04/2006
Contract end date	

18/19 Contracted general activity (UDA)	11,616
Carry forward general activity (UDA)	0
18/19 Contracted orthodontic activity (UOA)	0
Carry forward orthodontic activity (UOA)	0
Baseline contract value	£299,704.34

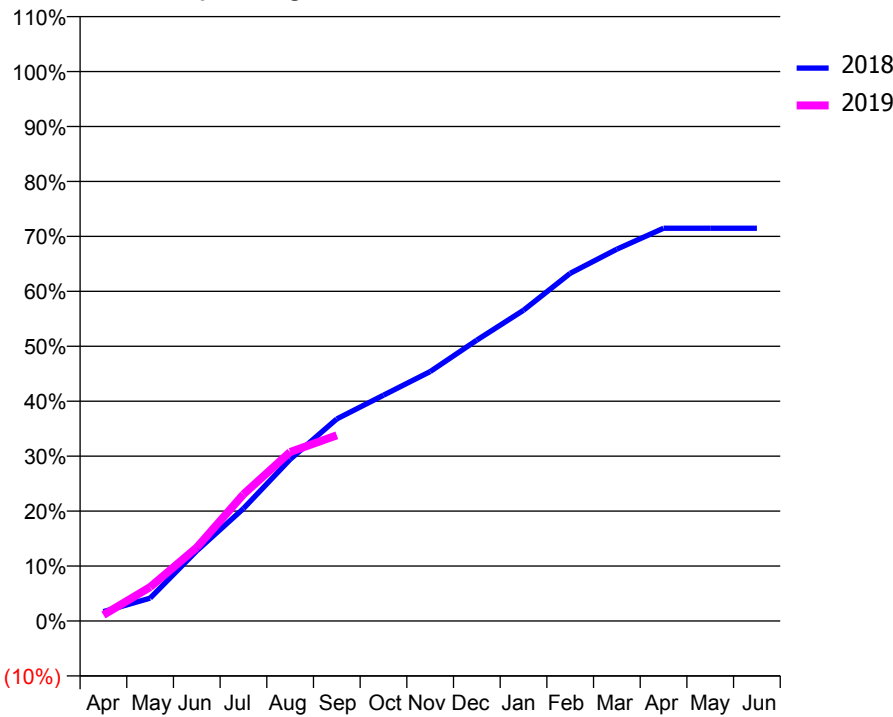
ACCESS*

Patients seen in 24 months	Total	Change since previous quarter
Quarter ending September 2017	4,020	
Quarter ending December 2017	3,937	↓
Quarter ending March 2018	3,815	↓
Quarter ending June 2018	3,799	→
Quarter ending September 2018	3,769	→
Variance since September 2017	(6.2%)	↓



ACTIVITY

Cumulative percentage of contracted UDA delivered 2018 & 2019



Month	Adjusted Scheduled Activity (UDA)	
	2018	2019
April	199	128
May	483	717
June	1,485	1,553
July	2,378	2,679
August	3,419	3,574
September	4,271	3,925
October	4,774	
November	5,272	
December	5,939	
January	6,568	
February	7,349	
March	7,860	
April	8,303	
May	8,303	
June	8,303	

QUALITY

	Quantity	Base Number	Contract	AT	Region	England
% of FP17s for the same patient ID Re-attending within 3 months - Children	73	611	11.9%	11.2%	12.2%	11.6%
% of FP17s for the same patient ID Re-attending within 3 months - Adults	315	1,511	20.8%	16.6%	15.8%	15.5%
% of FP17s for the same patient ID Re-attending between 3 & 9 months - Children	186	611	30.4%	54.6%	60.3%	58.8%
% of FP17s for the same patient ID Re-attending between 3 & 9 months - Adults	402	1,511	26.6%	45.2%	53.5%	51.1%
% of FP17s for Band 1 Urgent Courses	375	1,912	19.6%	12.0%	9.1%	9.0%
% of FP17s Relating to Free Repair or Replacements	0	1,912	0.0%	0.9%	1.0%	0.8%
% of FP17s Relating to Continuations	3	1,912	0.2%	1.2%	1.0%	0.9%
% of Patients satisfied with the dentistry they have received	2	2	N/A	91.7%	93.6%	93.3%
% of Patients satisfied with the time they had to wait for an appointment	2	2	N/A	89.5%	89.8%	88.9%

* This is based on patients treated on this contract for their most recent course of treatment. Figures in italics indicate the base number of FP17s or Patient Questionnaire responses are less than 100. N/A is shown where the base number of responses is less than 10 during the period. % is calculated as Quantity/Base number*100

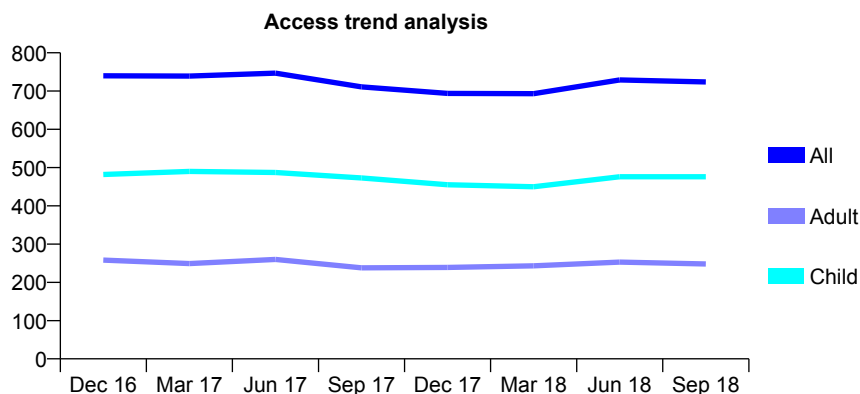
Q48 - Vital Signs At a Glance Contract Report for 573140/0001 - September 2018

Name or company name	MR MJ FORDE
Contract type name	GDS Contract
Purpose of contract	General
Contract start date	01/04/2006
Contract end date	

18/19 Contracted general activity (UDA)	2,000
Carry forward general activity (UDA)	0
18/19 Contracted orthodontic activity (UOA)	0
Carry forward orthodontic activity (UOA)	0
Baseline contract value	£51,601.98

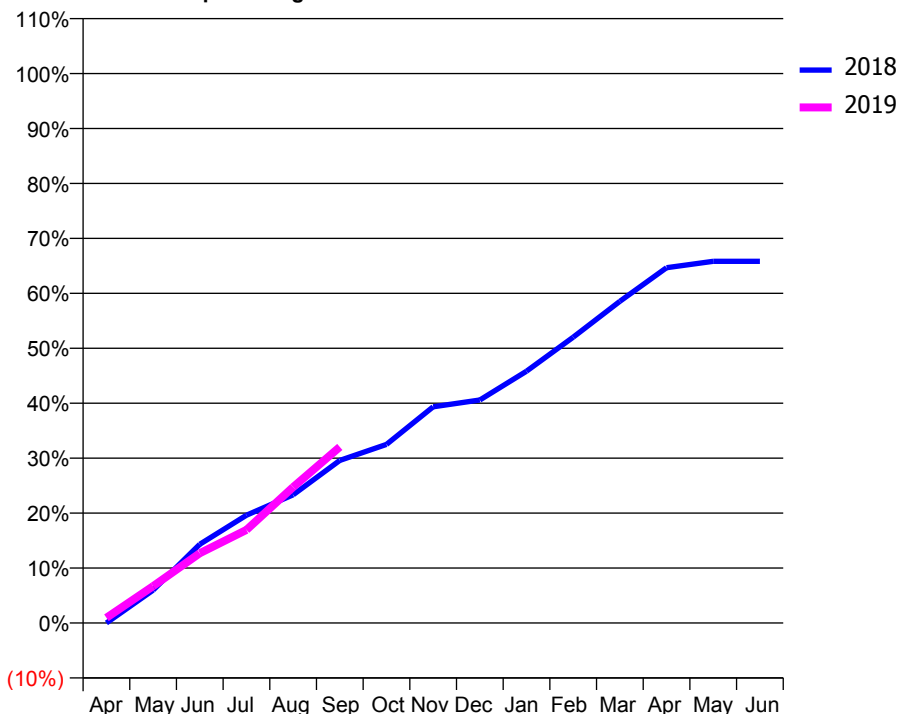
ACCESS*

Patients seen in 24 months	Total	Change since previous quarter
Quarter ending September 2017	711	
Quarter ending December 2017	694	↓
Quarter ending March 2018	693	→
Quarter ending June 2018	729	↑
Quarter ending September 2018	724	→
Variance since September 2017	1.8%	→



ACTIVITY

Cumulative percentage of contracted UDA delivered 2018 & 2019



Adjusted Scheduled Activity (UDA)

Month	2018	2019
April	0	19
May	120	134
June	286	254
July	393	339
August	467	495
September	592	641
October	650	
November	787	
December	812	
January	916	
February	1,040	
March	1,171	
April	1,293	
May	1,316	
June	1,316	

QUALITY

	Quantity	Base Number	Contract	AT	Region	England
% of FP17s for the same patient ID Re-attending within 3 months - Children	34	309	11.0%	11.2%	12.2%	11.6%
% of FP17s for the same patient ID Re-attending within 3 months - Adults	15	98	15.3%	16.6%	15.8%	15.5%
% of FP17s for the same patient ID Re-attending between 3 & 9 months - Children	88	309	28.5%	54.6%	60.3%	58.8%
% of FP17s for the same patient ID Re-attending between 3 & 9 months - Adults	13	98	13.3%	45.2%	53.5%	51.1%
% of FP17s for Band 1 Urgent Courses	26	329	7.9%	12.0%	9.1%	9.0%
% of FP17s Relating to Free Repair or Replacements	1	329	0.3%	0.9%	1.0%	0.8%
% of FP17s Relating to Continuations	0	329	0.0%	1.2%	1.0%	0.9%
% of Patients satisfied with the dentistry they have received	0	0	N/A	91.7%	93.6%	93.3%
% of Patients satisfied with the time they had to wait for an appointment	0	0	N/A	89.5%	89.8%	88.9%

* This is based on patients treated on this contract for their most recent course of treatment. Figures in italics indicate the base number of FP17s or Patient Questionnaire responses are less than 100. N/A is shown where the base number of responses is less than 10 during the period. % is calculated as Quantity/Base number*100

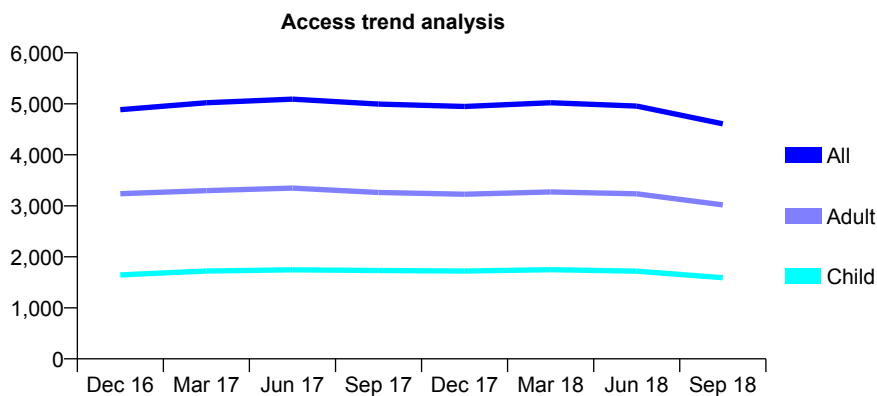
Q48 - Vital Signs At a Glance Contract Report for 576107/0001 - September 2018

Name or company name	MR NP MARRAY
Contract type name	GDS Contract
Purpose of contract	General
Contract start date	01/04/2006
Contract end date	

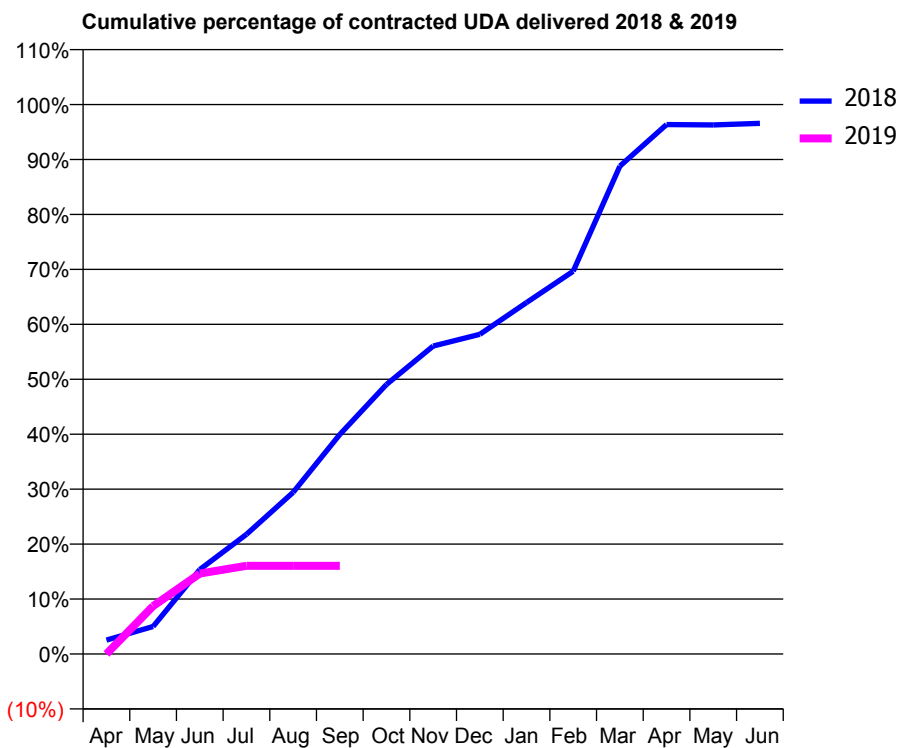
18/19 Contracted general activity (UDA)	13,731
Carry forward general activity (UDA)	0
18/19 Contracted orthodontic activity (UOA)	0
Carry forward orthodontic activity (UOA)	0
Baseline contract value	£354,273.46

ACCESS*

Patients seen in 24 months	Total	Change since previous quarter
Quarter ending September 2017	4,994	
Quarter ending December 2017	4,948	→
Quarter ending March 2018	5,021	→
Quarter ending June 2018	4,955	↓
Quarter ending September 2018	4,609	↓
Variance since September 2017	(7.7%)	↓



ACTIVITY



Month	Adjusted Scheduled Activity (UDA)	
	2018	2019
April	347	0
May	688	1,198
June	2,112	2,012
July	2,990	2,203
August	4,041	2,203
September	5,487	2,203
October	6,735	
November	7,695	
December	7,989	
January	8,781	
February	9,565	
March	12,190	
April	13,230	
May	13,219	
June	13,258	

QUALITY

	Quantity	Base Number	Contract	AT	Region	England
% of FP17s for the same patient ID Re-attending within 3 months - Children	82	583	14.1%	11.2%	12.2%	11.6%
% of FP17s for the same patient ID Re-attending within 3 months - Adults	206	991	20.8%	16.6%	15.8%	15.5%
% of FP17s for the same patient ID Re-attending between 3 & 9 months - Children	274	583	47.0%	54.6%	60.3%	58.8%
% of FP17s for the same patient ID Re-attending between 3 & 9 months - Adults	358	991	36.1%	45.2%	53.5%	51.1%
% of FP17s for Band 1 Urgent Courses	222	1,176	18.9%	12.0%	9.1%	9.0%
% of FP17s Relating to Free Repair or Replacements	16	1,176	1.4%	0.9%	1.0%	0.8%
% of FP17s Relating to Continuations	1	1,176	0.1%	1.2%	1.0%	0.9%
% of Patients satisfied with the dentistry they have received	0	1	N/A	91.7%	93.6%	93.3%
% of Patients satisfied with the time they had to wait for an appointment	1	1	N/A	89.5%	89.8%	88.9%

* This is based on patients treated on this contract for their most recent course of treatment. Figures in italics indicate the base number of FP17s or Patient Questionnaire responses are less than 100. N/A is shown where the base number of responses is less than 10 during the period. % is calculated as Quantity/Base number*100

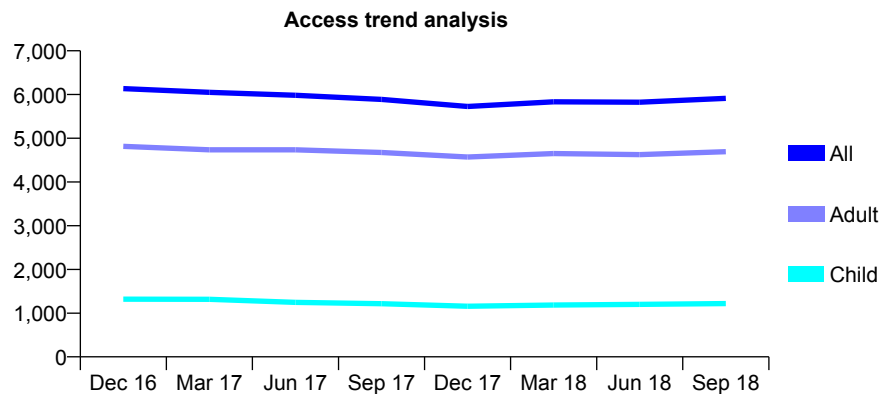
Q48 - Vital Signs At a Glance Contract Report for 577197/0001 - September 2018

Name or company name	MR JN LEA
Contract type name	PDS Contract
Purpose of contract	General
Contract start date	01/04/2006
Contract end date	31/03/2021

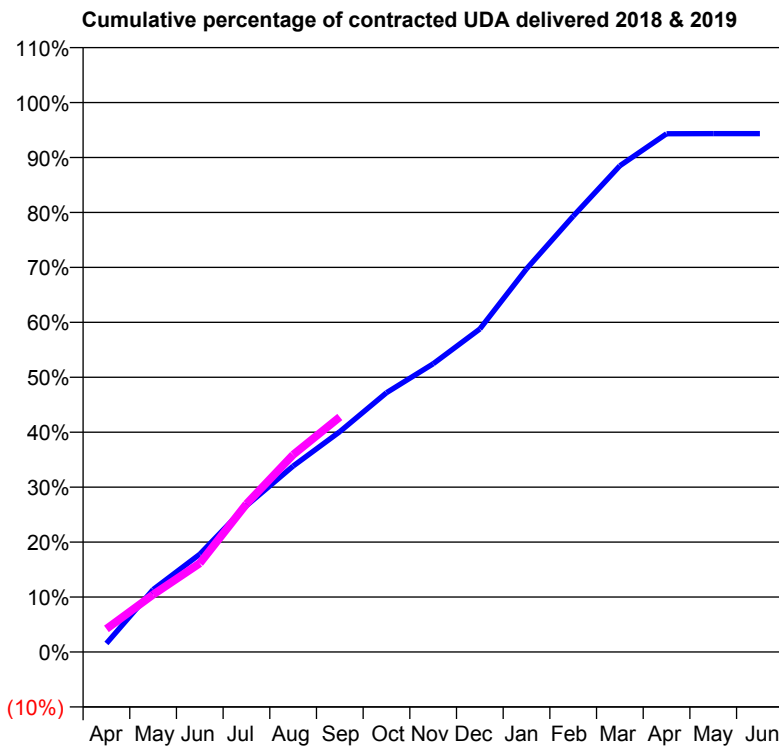
18/19 Contracted general activity (UDA)	18,596
Carry forward general activity (UDA)	0
18/19 Contracted orthodontic activity (UOA)	0
Carry forward orthodontic activity (UOA)	0
Baseline contract value	£629,636.30

ACCESS*

Patients seen in 24 months	Total	Change since previous quarter
Quarter ending September 2017	5,889	
Quarter ending December 2017	5,727	↓
Quarter ending March 2018	5,834	→
Quarter ending June 2018	5,825	→
Quarter ending September 2018	5,912	→
Variance since September 2017	0.4%	→



ACTIVITY



Adjusted Scheduled Activity (UDA)		
Month	2018	2019
April	292	783
May	2,113	1,945
June	3,311	3,005
July	4,951	5,011
August	6,292	6,675
September	7,458	7,954
October	8,775	
November	9,755	
December	10,932	
January	12,969	
February	14,752	
March	16,458	
April	17,536	
May	17,542	
June	17,542	

QUALITY

	Quantity	Base Number	Contract	AT	Region	England
% of FP17s for the same patient ID Re-attending within 3 months - Children	89	1,051	8.5%	11.2%	12.2%	11.6%
% of FP17s for the same patient ID Re-attending within 3 months - Adults	720	4,011	18.0%	16.6%	15.8%	15.5%
% of FP17s for the same patient ID Re-attending between 3 & 9 months - Children	619	1,051	58.9%	54.6%	60.3%	58.8%
% of FP17s for the same patient ID Re-attending between 3 & 9 months - Adults	2,358	4,011	58.8%	45.2%	53.5%	51.1%
% of FP17s for Band 1 Urgent Courses	268	4,071	6.6%	12.0%	9.1%	9.0%
% of FP17s Relating to Free Repair or Replacements	7	4,071	0.2%	0.9%	1.0%	0.8%
% of FP17s Relating to Continuations	134	4,071	3.3%	1.2%	1.0%	0.9%
% of Patients satisfied with the dentistry they have received	4	4	N/A	91.7%	93.6%	93.3%
% of Patients satisfied with the time they had to wait for an appointment	4	4	N/A	89.5%	89.8%	88.9%

* This is based on patients treated on this contract for their most recent course of treatment. Figures in italics indicate the base number of FP17s or Patient Questionnaire responses are less than 100. N/A is shown where the base number of responses is less than 10 during the period. % is calculated as Quantity/Base number*100

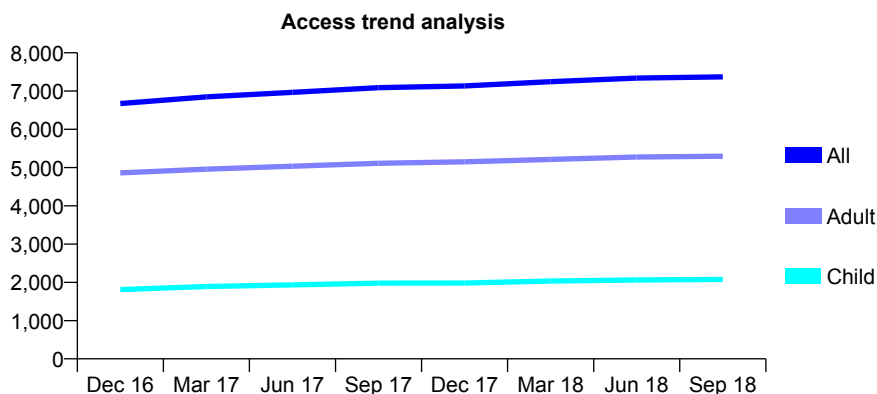
Q48 - Vital Signs At a Glance Contract Report for 635324/0001 - September 2018

Name or company name	Mr P Geoghegan
Contract type name	GDS Contract
Purpose of contract	General and Orthodontic
Contract start date	01/04/2006
Contract end date	

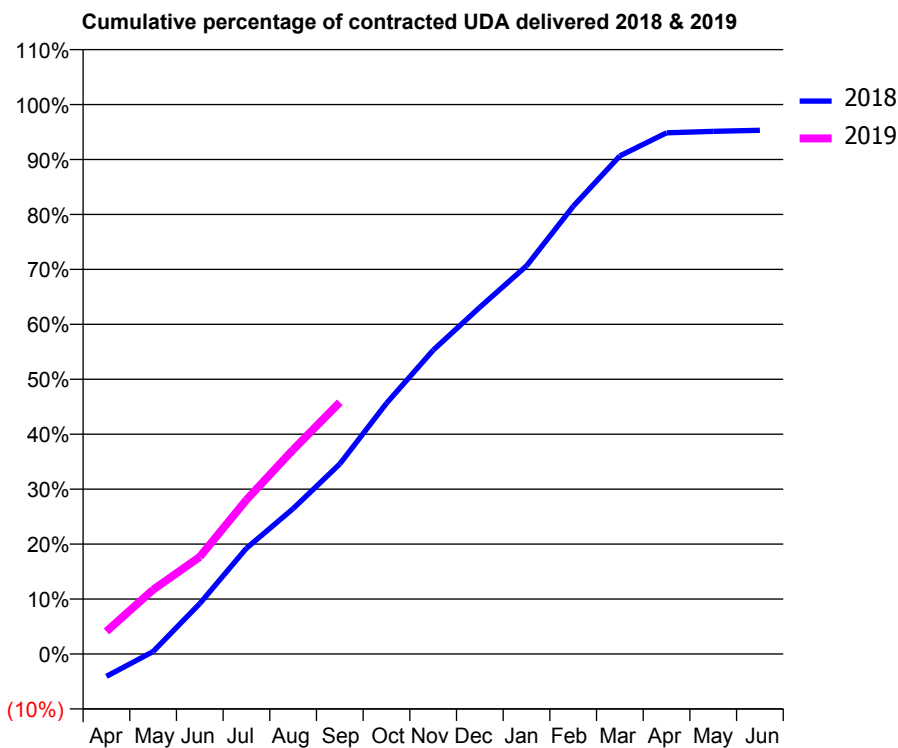
18/19 Contracted general activity (UDA)	22,067
Carry forward general activity (UDA)	0
18/19 Contracted orthodontic activity (UOA)	0
Carry forward orthodontic activity (UOA)	0
Baseline contract value	£566,141.86

ACCESS*

Patients seen in 24 months	Total	Change since previous quarter
Quarter ending September 2017	7,090	
Quarter ending December 2017	7,133	→
Quarter ending March 2018	7,247	→
Quarter ending June 2018	7,338	→
Quarter ending September 2018	7,372	→
Variance since September 2017	4.0%	↑



ACTIVITY



Month	Adjusted Scheduled Activity (UDA)	
	2018	2019
April	-904	909
May	101	2,583
June	2,028	3,902
July	4,249	6,194
August	5,841	8,205
September	7,636	10,110
October	10,072	
November	12,204	
December	13,925	
January	15,585	
February	17,979	
March	20,003	
April	20,931	
May	20,989	
June	21,030	

QUALITY

	Quantity	Base Number	Contract	AT	Region	England
% of FP17s for the same patient ID Re-attending within 3 months - Children	140	1,307	10.7%	11.2%	12.2%	11.6%
% of FP17s for the same patient ID Re-attending within 3 months - Adults	449	3,200	14.0%	16.6%	15.8%	15.5%
% of FP17s for the same patient ID Re-attending between 3 & 9 months - Children	641	1,307	49.0%	54.6%	60.3%	58.8%
% of FP17s for the same patient ID Re-attending between 3 & 9 months - Adults	1,456	3,200	45.5%	45.2%	53.5%	51.1%
% of FP17s for Band 1 Urgent Courses	477	4,119	11.6%	12.0%	9.1%	9.0%
% of FP17s Relating to Free Repair or Replacements	27	4,119	0.7%	0.9%	1.0%	0.8%
% of FP17s Relating to Continuations	22	4,119	0.5%	1.2%	1.0%	0.9%
% of Patients satisfied with the dentistry they have received	6	6	N/A	91.7%	93.6%	93.3%
% of Patients satisfied with the time they had to wait for an appointment	6	6	N/A	89.5%	89.8%	88.9%

* This is based on patients treated on this contract for their most recent course of treatment. Figures in italics indicate the base number of FP17s or Patient Questionnaire responses are less than 100. N/A is shown where the base number of responses is less than 10 during the period. % is calculated as Quantity/Base number*100

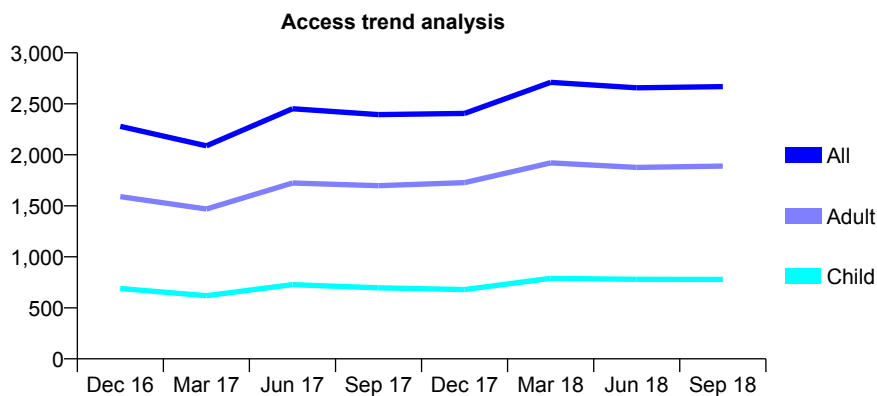
Q48 - Vital Signs At a Glance Contract Report for 635529/0002 - September 2018

Name or company name	Runcorn Dental Practice
Contract type name	GDS Contract
Purpose of contract	General
Contract start date	01/04/2006
Contract end date	

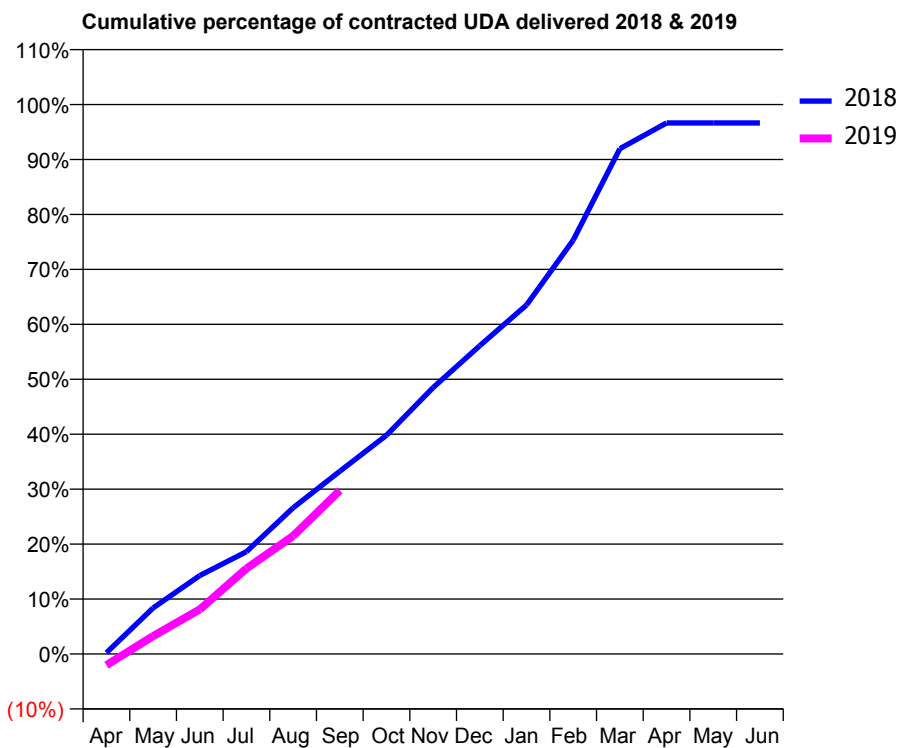
18/19 Contracted general activity (UDA)	6,800
Carry forward general activity (UDA)	240
18/19 Contracted orthodontic activity (UOA)	0
Carry forward orthodontic activity (UOA)	0
Baseline contract value	£252,704.29

ACCESS*

Patients seen in 24 months	Total	Change since previous quarter
Quarter ending September 2017	2,394	
Quarter ending December 2017	2,406	→
Quarter ending March 2018	2,710	↑
Quarter ending June 2018	2,657	↓
Quarter ending September 2018	2,668	→
Variance since September 2017	11.4%	↑



ACTIVITY



Month	Adjusted Scheduled Activity (UDA)	
	2018	2019
April	16	-140
May	601	223
June	1,024	551
July	1,336	1,059
August	1,909	1,462
September	2,386	2,024
October	2,856	
November	3,480	
December	4,026	
January	4,557	
February	5,403	
March	6,598	
April	6,935	
May	6,935	
June	6,935	

QUALITY

	Quantity	Base Number	Contract	AT	Region	England
% of FP17s for the same patient ID Re-attending within 3 months - Children	37	386	9.6%	11.2%	12.2%	11.6%
% of FP17s for the same patient ID Re-attending within 3 months - Adults	171	941	18.2%	16.6%	15.8%	15.5%
% of FP17s for the same patient ID Re-attending between 3 & 9 months - Children	145	386	37.6%	54.6%	60.3%	58.8%
% of FP17s for the same patient ID Re-attending between 3 & 9 months - Adults	322	941	34.2%	45.2%	53.5%	51.1%
% of FP17s for Band 1 Urgent Courses	159	1,160	13.7%	12.0%	9.1%	9.0%
% of FP17s Relating to Free Repair or Replacements	0	1,160	0.0%	0.9%	1.0%	0.8%
% of FP17s Relating to Continuations	6	1,160	0.5%	1.2%	1.0%	0.9%
% of Patients satisfied with the dentistry they have received	3	4	N/A	91.7%	93.6%	93.3%
% of Patients satisfied with the time they had to wait for an appointment	4	4	N/A	89.5%	89.8%	88.9%

* This is based on patients treated on this contract for their most recent course of treatment. Figures in italics indicate the base number of FP17s or Patient Questionnaire responses are less than 100. N/A is shown where the base number of responses is less than 10 during the period. % is calculated as Quantity/Base number*100

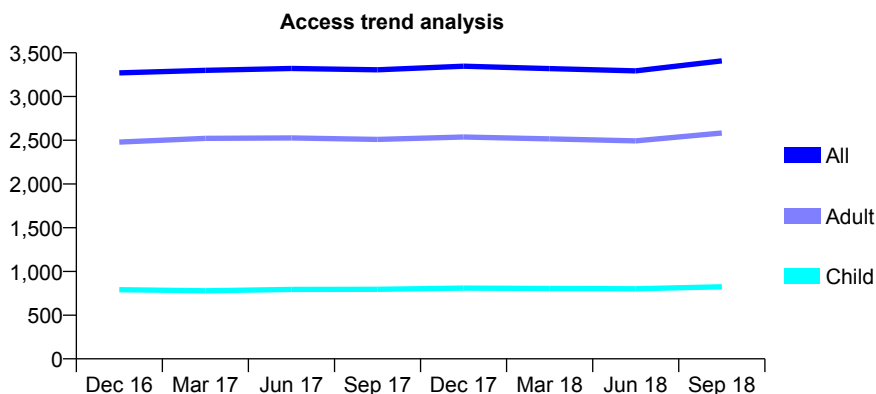
Q48 - Vital Signs At a Glance Contract Report for 644048/0001 - September 2018

Name or company name	MR KL NEO
Contract type name	GDS Contract
Purpose of contract	General
Contract start date	01/04/2006
Contract end date	

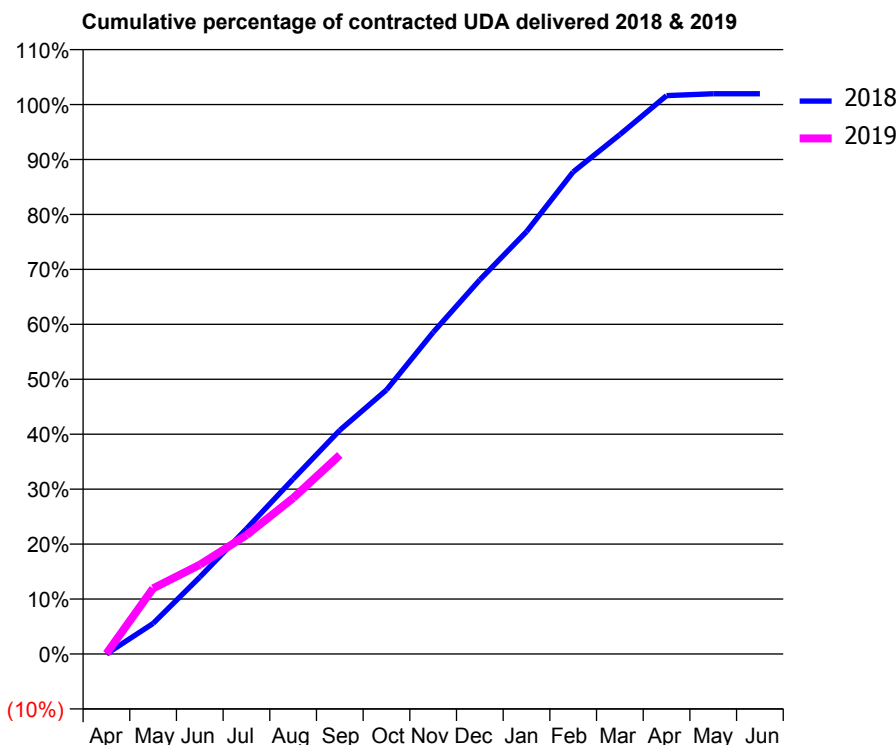
18/19 Contracted general activity (UDA)	14,079
Carry forward general activity (UDA)	0
18/19 Contracted orthodontic activity (UOA)	0
Carry forward orthodontic activity (UOA)	0
Baseline contract value	£346,295.91

ACCESS*

Patients seen in 24 months	Total	Change since previous quarter
Quarter ending September 2017	3,306	
Quarter ending December 2017	3,346	→
Quarter ending March 2018	3,320	→
Quarter ending June 2018	3,294	→
Quarter ending September 2018	3,407	↑
Variance since September 2017	3.1%	↑



ACTIVITY



Adjusted Scheduled Activity (UDA)		
Month	2018	2019
April	0	12
May	784	1,683
June	1,970	2,288
July	3,211	3,046
August	4,483	3,996
September	5,735	5,101
October	6,766	
November	8,241	
December	9,589	
January	10,821	
February	12,353	
March	13,309	
April	14,307	
May	14,356	
June	14,356	

QUALITY

	Quantity	Base Number	Contract	AT	Region	England
% of FP17s for the same patient ID Re-attending within 3 months - Children	24	406	5.9%	11.2%	12.2%	11.6%
% of FP17s for the same patient ID Re-attending within 3 months - Adults	230	1,427	16.1%	16.6%	15.8%	15.5%
% of FP17s for the same patient ID Re-attending between 3 & 9 months - Children	158	406	38.9%	54.6%	60.3%	58.8%
% of FP17s for the same patient ID Re-attending between 3 & 9 months - Adults	484	1,427	33.9%	45.2%	53.5%	51.1%
% of FP17s for Band 1 Urgent Courses	223	1,540	14.5%	12.0%	9.1%	9.0%
% of FP17s Relating to Free Repair or Replacements	27	1,540	1.8%	0.9%	1.0%	0.8%
% of FP17s Relating to Continuations	17	1,540	1.1%	1.2%	1.0%	0.9%
% of Patients satisfied with the dentistry they have received	2	2	N/A	91.7%	93.6%	93.3%
% of Patients satisfied with the time they had to wait for an appointment	2	2	N/A	89.5%	89.8%	88.9%

* This is based on patients treated on this contract for their most recent course of treatment. Figures in italics indicate the base number of FP17s or Patient Questionnaire responses are less than 100. N/A is shown where the base number of responses is less than 10 during the period. % is calculated as Quantity/Base number*100

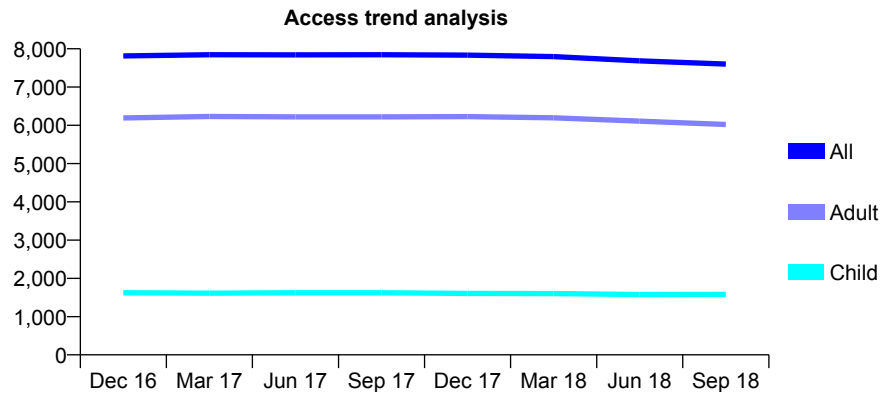
Q48 - Vital Signs At a Glance Contract Report for 644935/0001 - September 2018

Name or company name	MR DA CALDWELL
Contract type name	GDS Contract
Purpose of contract	General
Contract start date	01/05/2008
Contract end date	

18/19 Contracted general activity (UDA)	25,000
Carry forward general activity (UDA)	0
18/19 Contracted orthodontic activity (UOA)	0
Carry forward orthodontic activity (UOA)	0
Baseline contract value	£658,764.44

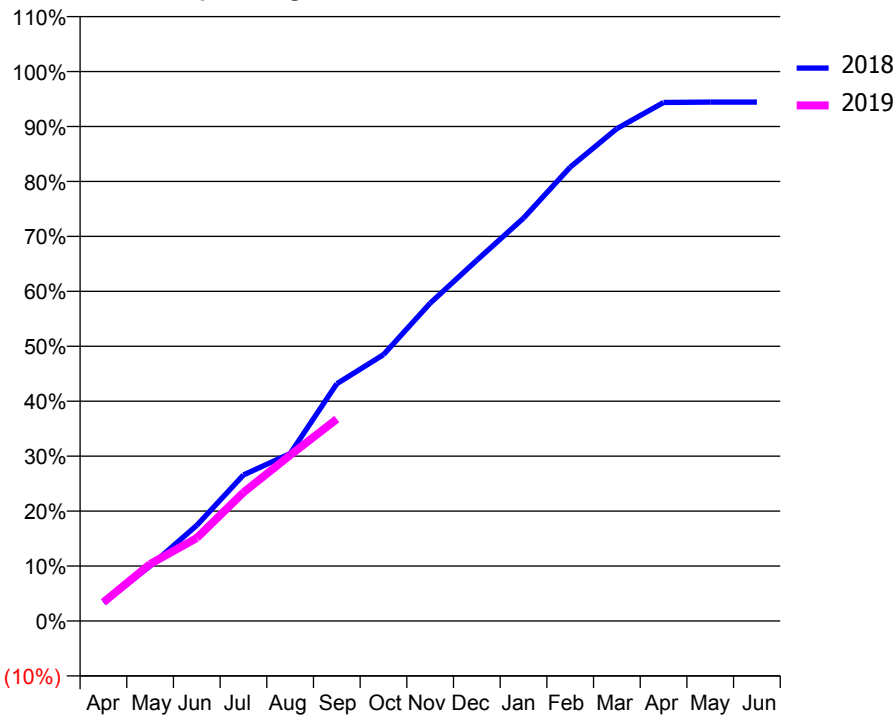
ACCESS*

Patients seen in 24 months	Total	Change since previous quarter
Quarter ending September 2017	7,845	
Quarter ending December 2017	7,835	→
Quarter ending March 2018	7,796	→
Quarter ending June 2018	7,685	↓
Quarter ending September 2018	7,601	↓
Variance since September 2017	(3.1%)	↓



ACTIVITY

Cumulative percentage of contracted UDA delivered 2018 & 2019



Month	Adjusted Scheduled Activity (UDA)	
	2018	2019
April	841	855
May	2,502	2,592
June	4,353	3,774
July	6,644	5,853
August	7,616	7,545
September	10,793	9,190
October	12,116	
November	14,459	
December	16,413	
January	18,328	
February	20,649	
March	22,402	
April	23,593	
May	23,606	
June	23,606	

QUALITY

	Quantity	Base Number	Contract	AT	Region	England
% of FP17s for the same patient ID Re-attending within 3 months - Children	71	1,292	5.5%	11.2%	12.2%	11.6%
% of FP17s for the same patient ID Re-attending within 3 months - Adults	614	3,743	16.4%	16.6%	15.8%	15.5%
% of FP17s for the same patient ID Re-attending between 3 & 9 months - Children	875	1,292	67.7%	54.6%	60.3%	58.8%
% of FP17s for the same patient ID Re-attending between 3 & 9 months - Adults	1,624	3,743	43.4%	45.2%	53.5%	51.1%
% of FP17s for Band 1 Urgent Courses	502	4,591	10.9%	12.0%	9.1%	9.0%
% of FP17s Relating to Free Repair or Replacements	49	4,591	1.1%	0.9%	1.0%	0.8%
% of FP17s Relating to Continuations	56	4,591	1.2%	1.2%	1.0%	0.9%
% of Patients satisfied with the dentistry they have received	11	13	84.6%	91.7%	93.6%	93.3%
% of Patients satisfied with the time they had to wait for an appointment	12	13	92.3%	89.5%	89.8%	88.9%

* This is based on patients treated on this contract for their most recent course of treatment. Figures in italics indicate the base number of FP17s or Patient Questionnaire responses are less than 100. N/A is shown where the base number of responses is less than 10 during the period. % is calculated as Quantity/Base number*100

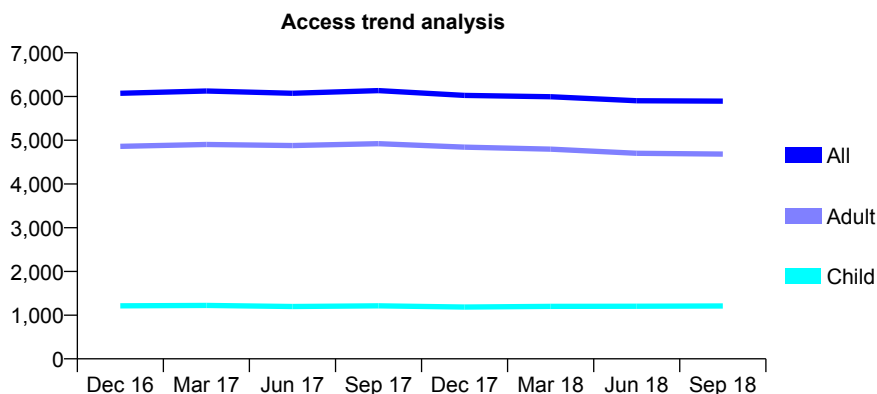
Q48 - Vital Signs At a Glance Contract Report for 651621/0001 - September 2018

Name or company name	MRS A CHAMBERS
Contract type name	GDS Contract
Purpose of contract	General
Contract start date	01/04/2006
Contract end date	

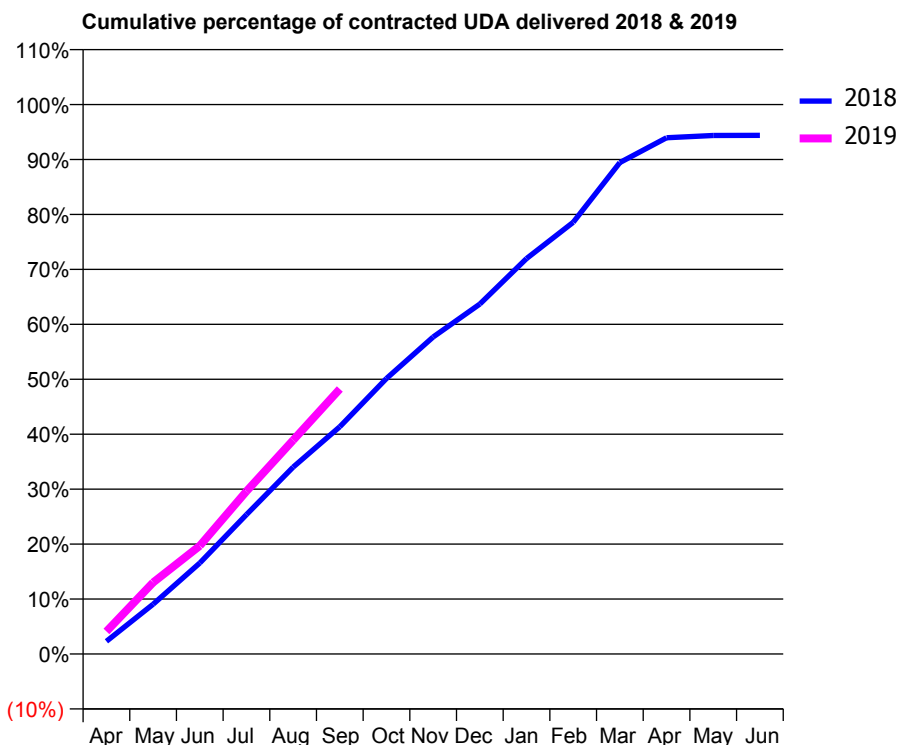
18/19 Contracted general activity (UDA)	15,988
Carry forward general activity (UDA)	0
18/19 Contracted orthodontic activity (UOA)	0
Carry forward orthodontic activity (UOA)	0
Baseline contract value	£376,562.72

ACCESS*

Patients seen in 24 months	Total	Change since previous quarter
Quarter ending September 2017	6,134	
Quarter ending December 2017	6,025	↓
Quarter ending March 2018	5,995	→
Quarter ending June 2018	5,905	↓
Quarter ending September 2018	5,894	→
Variance since September 2017	(3.9%)	↓



ACTIVITY



Month	Adjusted Scheduled Activity (UDA)	
	2018	2019
April	369	656
May	1,450	2,083
June	2,650	3,149
July	4,056	4,734
August	5,436	6,222
September	6,614	7,710
October	8,016	
November	9,224	
December	10,183	
January	11,506	
February	12,559	
March	14,297	
April	15,022	
May	15,088	
June	15,091	

QUALITY

	Quantity	Base Number	Contract	AT	Region	England
% of FP17s for the same patient ID Re-attending within 3 months - Children	52	791	6.6%	11.2%	12.2%	11.6%
% of FP17s for the same patient ID Re-attending within 3 months - Adults	369	2,767	13.3%	16.6%	15.8%	15.5%
% of FP17s for the same patient ID Re-attending between 3 & 9 months - Children	328	791	41.5%	54.6%	60.3%	58.8%
% of FP17s for the same patient ID Re-attending between 3 & 9 months - Adults	1,001	2,767	36.2%	45.2%	53.5%	51.1%
% of FP17s for Band 1 Urgent Courses	212	2,954	7.2%	12.0%	9.1%	9.0%
% of FP17s Relating to Free Repair or Replacements	27	2,954	0.9%	0.9%	1.0%	0.8%
% of FP17s Relating to Continuations	55	2,954	1.9%	1.2%	1.0%	0.9%
% of Patients satisfied with the dentistry they have received	6	7	N/A	91.7%	93.6%	93.3%
% of Patients satisfied with the time they had to wait for an appointment	7	7	N/A	89.5%	89.8%	88.9%

* This is based on patients treated on this contract for their most recent course of treatment. Figures in italics indicate the base number of FP17s or Patient Questionnaire responses are less than 100. N/A is shown where the base number of responses is less than 10 during the period. % is calculated as Quantity/Base number*100

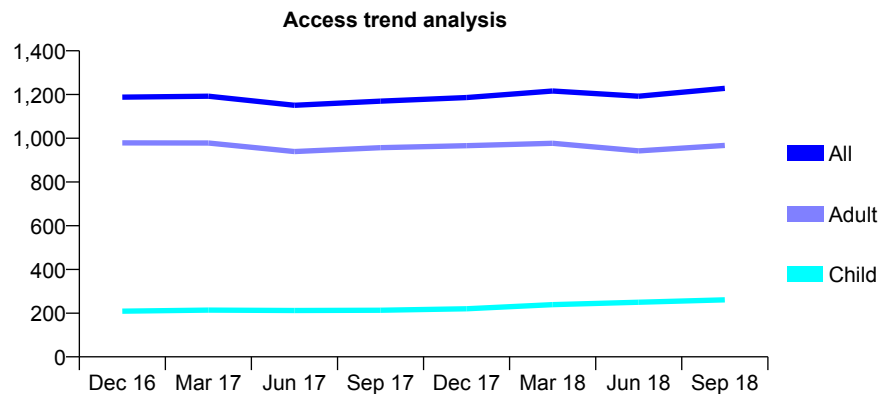
Q48 - Vital Signs At a Glance Contract Report for 659975/0001 - September 2018

Name or company name	MR RP VIJAYANARAYANAN
Contract type name	GDS Contract
Purpose of contract	General
Contract start date	01/04/2006
Contract end date	

18/19 Contracted general activity (UDA)	4,239
Carry forward general activity (UDA)	0
18/19 Contracted orthodontic activity (UOA)	0
Carry forward orthodontic activity (UOA)	0
Baseline contract value	£206,241.97

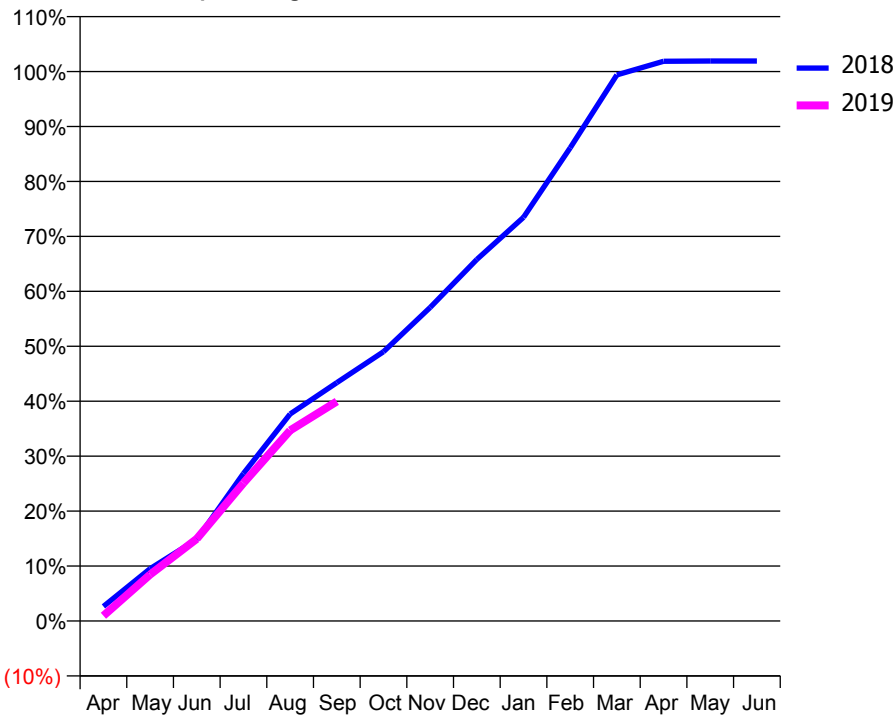
ACCESS*

Patients seen in 24 months	Total	Change since previous quarter
Quarter ending September 2017	1,170	
Quarter ending December 2017	1,186	→
Quarter ending March 2018	1,216	↑
Quarter ending June 2018	1,192	↓
Quarter ending September 2018	1,228	↑
Variance since September 2017	5.0%	↑



ACTIVITY

Cumulative percentage of contracted UDA delivered 2018 & 2019



Month	Adjusted Scheduled Activity (UDA)	
	2018	2019
April	112	41
May	403	359
June	630	634
July	1,138	1,064
August	1,597	1,470
September	1,839	1,694
October	2,077	
November	2,419	
December	2,789	
January	3,115	
February	3,650	
March	4,213	
April	4,318	
May	4,320	
June	4,320	

QUALITY

	Quantity	Base Number	Contract	AT	Region	England
% of FP17s for the same patient ID Re-attending within 3 months - Children	11	148	7.4%	11.2%	12.2%	11.6%
% of FP17s for the same patient ID Re-attending within 3 months - Adults	39	539	7.2%	16.6%	15.8%	15.5%
% of FP17s for the same patient ID Re-attending between 3 & 9 months - Children	81	148	54.7%	54.6%	60.3%	58.8%
% of FP17s for the same patient ID Re-attending between 3 & 9 months - Adults	286	539	53.1%	45.2%	53.5%	51.1%
% of FP17s for Band 1 Urgent Courses	13	667	1.9%	12.0%	9.1%	9.0%
% of FP17s Relating to Free Repair or Replacements	0	667	0.0%	0.9%	1.0%	0.8%
% of FP17s Relating to Continuations	0	667	0.0%	1.2%	1.0%	0.9%
% of Patients satisfied with the dentistry they have received	0	0	N/A	91.7%	93.6%	93.3%
% of Patients satisfied with the time they had to wait for an appointment	0	0	N/A	89.5%	89.8%	88.9%

* This is based on patients treated on this contract for their most recent course of treatment. Figures in italics indicate the base number of FP17s or Patient Questionnaire responses are less than 100. N/A is shown where the base number of responses is less than 10 during the period. % is calculated as Quantity/Base number*100

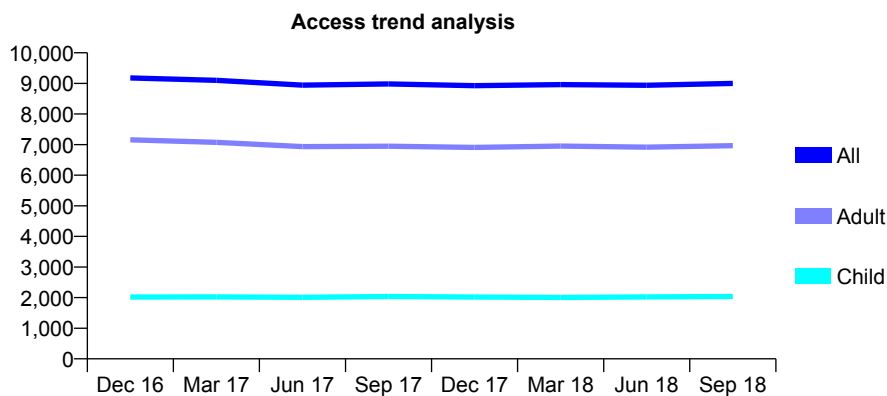
Q48 - Vital Signs At a Glance Contract Report for 672971/0003 - September 2018

Name or company name	MR SA CHU
Contract type name	GDS Contract
Purpose of contract	General
Contract start date	02/01/2013
Contract end date	

18/19 Contracted general activity (UDA)	35,573
Carry forward general activity (UDA)	0
18/19 Contracted orthodontic activity (UOA)	0
Carry forward orthodontic activity (UOA)	0
Baseline contract value	£917,822.98

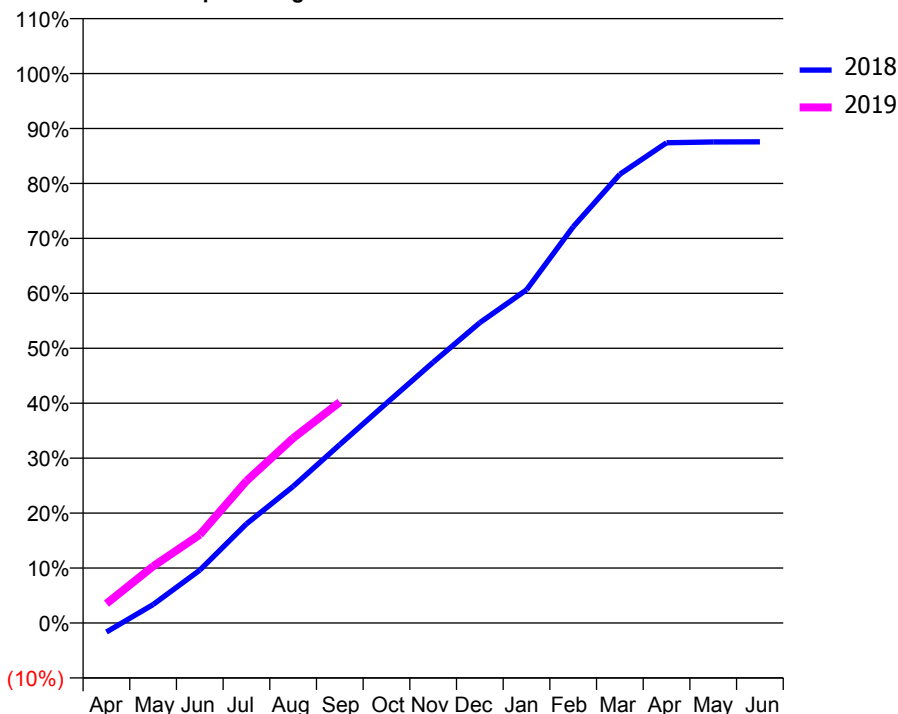
ACCESS*

Patients seen in 24 months	Total	Change since previous quarter
Quarter ending September 2017	8,982	
Quarter ending December 2017	8,927	→
Quarter ending March 2018	8,960	→
Quarter ending June 2018	8,939	→
Quarter ending September 2018	9,001	→
Variance since September 2017	0.2%	→



ACTIVITY

Cumulative percentage of contracted UDA delivered 2018 & 2019



Adjusted Scheduled Activity (UDA)

Month	2018	2019
April	-587	1,253
May	1,197	3,674
June	3,425	5,718
July	6,421	9,196
August	8,845	11,967
September	11,554	14,301
October	14,231	
November	16,881	
December	19,441	
January	21,564	
February	25,651	
March	29,049	
April	31,088	
May	31,137	
June	31,151	

QUALITY

	Quantity	Base Number	Contract	AT	Region	England
% of FP17s for the same patient ID Re-attending within 3 months - Children	120	1,330	9.0%	11.2%	12.2%	11.6%
% of FP17s for the same patient ID Re-attending within 3 months - Adults	814	4,323	18.8%	16.6%	15.8%	15.5%
% of FP17s for the same patient ID Re-attending between 3 & 9 months - Children	564	1,330	42.4%	54.6%	60.3%	58.8%
% of FP17s for the same patient ID Re-attending between 3 & 9 months - Adults	1,794	4,323	41.5%	45.2%	53.5%	51.1%
% of FP17s for Band 1 Urgent Courses	950	5,122	18.5%	12.0%	9.1%	9.0%
% of FP17s Relating to Free Repair or Replacements	131	5,122	2.6%	0.9%	1.0%	0.8%
% of FP17s Relating to Continuations	13	5,122	0.3%	1.2%	1.0%	0.9%
% of Patients satisfied with the dentistry they have received	6	7	N/A	91.7%	93.6%	93.3%
% of Patients satisfied with the time they had to wait for an appointment	7	7	N/A	89.5%	89.8%	88.9%

* This is based on patients treated on this contract for their most recent course of treatment. Figures in italics indicate the base number of FP17s or Patient Questionnaire responses are less than 100. N/A is shown where the base number of responses is less than 10 during the period. % is calculated as Quantity/Base number*100

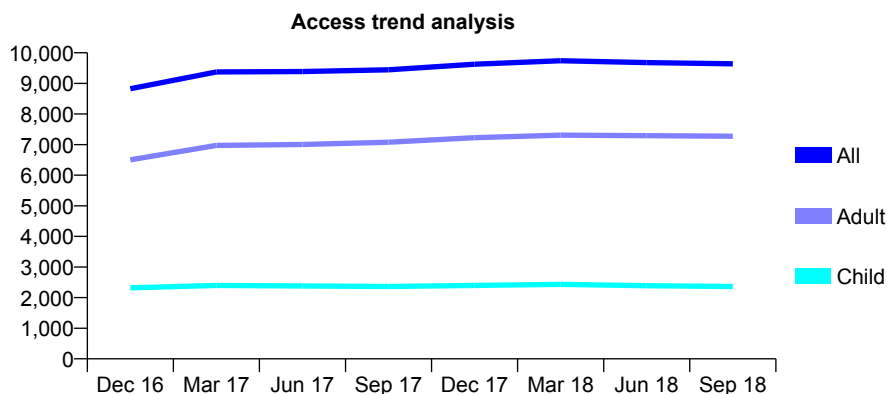
Q48 - Vital Signs At a Glance Contract Report for 682365/0002 - September 2018

Name or company name	MR QM JAFFRI
Contract type name	PDS Contract
Purpose of contract	General
Contract start date	01/04/2006
Contract end date	31/03/2021

18/19 Contracted general activity (UDA)	26,521
Carry forward general activity (UDA)	0
18/19 Contracted orthodontic activity (UOA)	0
Carry forward orthodontic activity (UOA)	0
Baseline contract value	£779,069.06

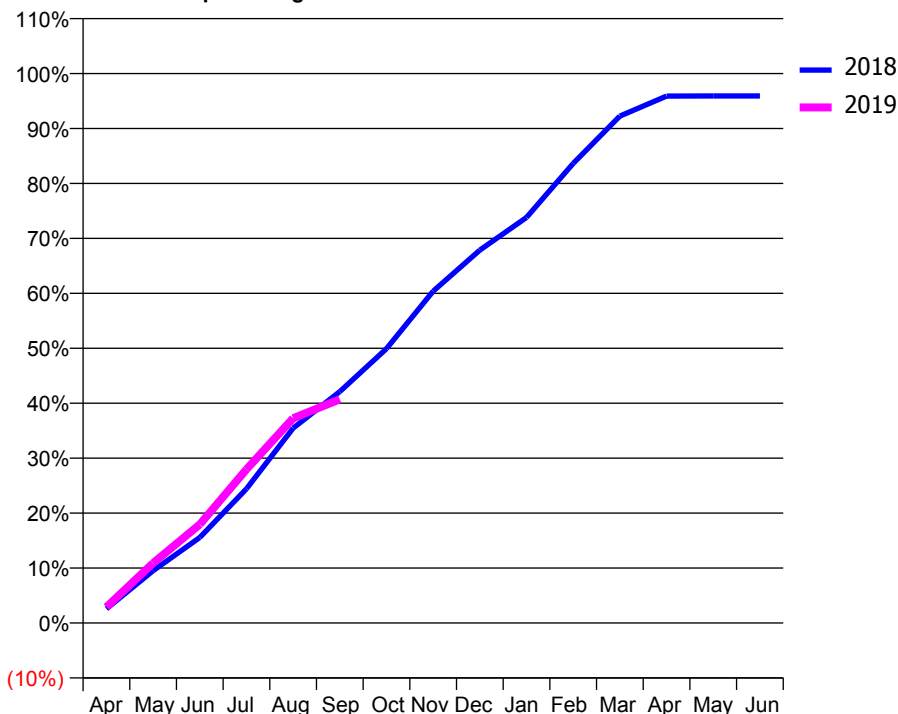
ACCESS*

Patients seen in 24 months	Total	Change since previous quarter
Quarter ending September 2017	9,444	
Quarter ending December 2017	9,627	→
Quarter ending March 2018	9,741	→
Quarter ending June 2018	9,680	→
Quarter ending September 2018	9,642	→
Variance since September 2017	2.1%	↑



ACTIVITY

Cumulative percentage of contracted UDA delivered 2018 & 2019



Adjusted Scheduled Activity (UDA)

Month	2018	2019
April	684	770
May	2,527	2,892
June	4,126	4,757
July	6,481	7,414
August	9,403	9,884
September	11,172	10,797
October	13,244	
November	16,013	
December	17,995	
January	19,576	
February	22,178	
March	24,467	
April	25,429	
May	25,439	
June	25,440	

QUALITY

	Quantity	Base Number	Contract	AT	Region	England
% of FP17s for the same patient ID Re-attending within 3 months - Children	147	1,899	7.7%	11.2%	12.2%	11.6%
% of FP17s for the same patient ID Re-attending within 3 months - Adults	576	4,353	13.2%	16.6%	15.8%	15.5%
% of FP17s for the same patient ID Re-attending between 3 & 9 months - Children	1,295	1,899	68.2%	54.6%	60.3%	58.8%
% of FP17s for the same patient ID Re-attending between 3 & 9 months - Adults	2,402	4,353	55.2%	45.2%	53.5%	51.1%
% of FP17s for Band 1 Urgent Courses	964	5,705	16.9%	12.0%	9.1%	9.0%
% of FP17s Relating to Free Repair or Replacements	43	5,705	0.8%	0.9%	1.0%	0.8%
% of FP17s Relating to Continuations	12	5,705	0.2%	1.2%	1.0%	0.9%
% of Patients satisfied with the dentistry they have received	7	7	N/A	91.7%	93.6%	93.3%
% of Patients satisfied with the time they had to wait for an appointment	7	7	N/A	89.5%	89.8%	88.9%

* This is based on patients treated on this contract for their most recent course of treatment. Figures in italics indicate the base number of FP17s or Patient Questionnaire responses are less than 100. N/A is shown where the base number of responses is less than 10 during the period. % is calculated as Quantity/Base number*100

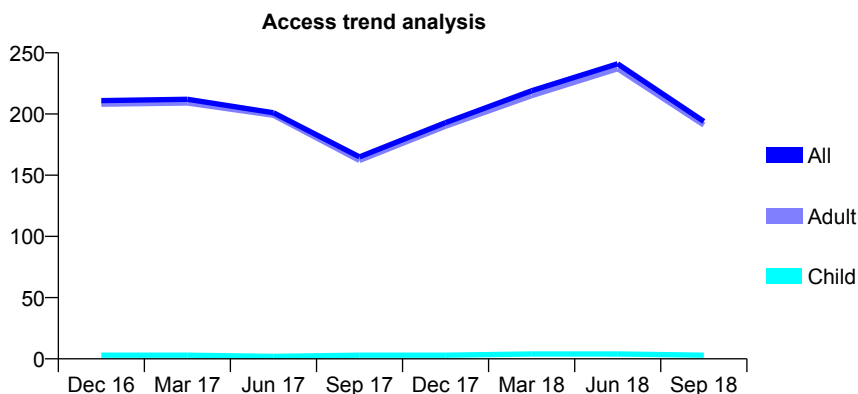
Q48 - Vital Signs At a Glance Contract Report for 685224/0001 - September 2018

Name or company name	MISS J MCGINTY
Contract type name	PDS Contract
Purpose of contract	General
Contract start date	01/04/2006
Contract end date	30/06/2018

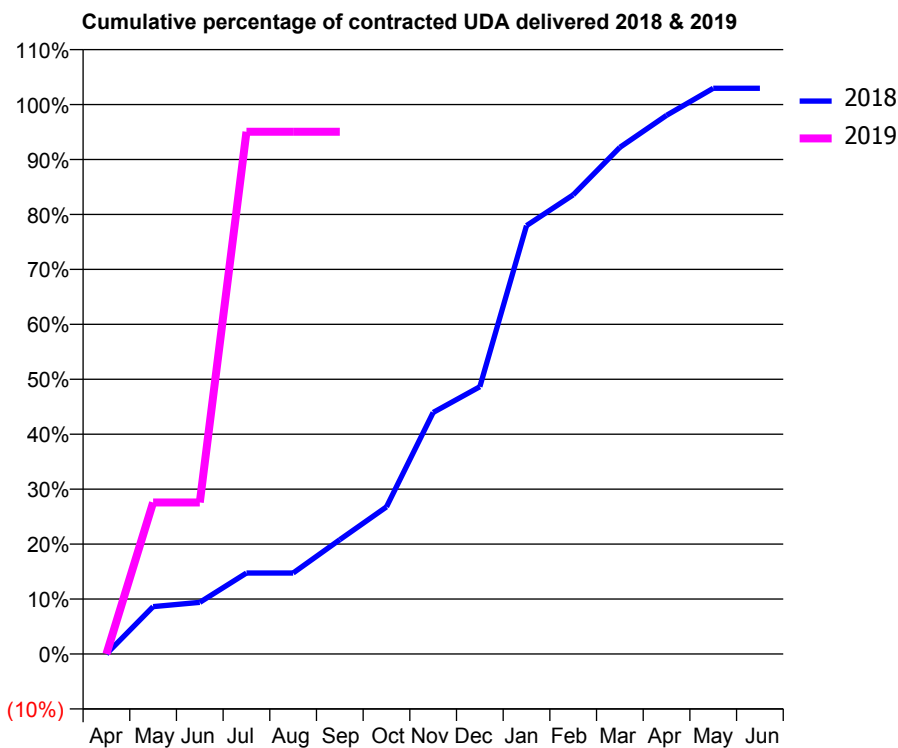
18/19 Contracted general activity (UDA)	198
Carry forward general activity (UDA)	0
18/19 Contracted orthodontic activity (UOA)	0
Carry forward orthodontic activity (UOA)	0
Baseline contract value	£17,295.54

ACCESS*

Patients seen in 24 months	Total	Change since previous quarter
Quarter ending September 2017	165	
Quarter ending December 2017	193	↑
Quarter ending March 2018	219	↑
Quarter ending June 2018	241	↑
Quarter ending September 2018	194	↓
Variance since September 2017	17.6%	↑



ACTIVITY



Month	Adjusted Scheduled Activity (UDA)	
	2018	2019
April	0	0
May	68	55
June	74	55
July	117	188
August	117	188
September	165	188
October	212	
November	348	
December	385	
January	617	
February	662	
March	730	
April	776	
May	815	
June	815	

QUALITY

	Quantity	Base Number	Contract	AT	Region	England
% of FP17s for the same patient ID Re-attending within 3 months - Children	0	3	0.0%	11.2%	12.2%	11.6%
% of FP17s for the same patient ID Re-attending within 3 months - Adults	0	96	0.0%	16.6%	15.8%	15.5%
% of FP17s for the same patient ID Re-attending between 3 & 9 months - Children	0	3	0.0%	54.6%	60.3%	58.8%
% of FP17s for the same patient ID Re-attending between 3 & 9 months - Adults	1	96	1.0%	45.2%	53.5%	51.1%
% of FP17s for Band 1 Urgent Courses	6	66	9.1%	12.0%	9.1%	9.0%
% of FP17s Relating to Free Repair or Replacements	0	66	0.0%	0.9%	1.0%	0.8%
% of FP17s Relating to Continuations	0	66	0.0%	1.2%	1.0%	0.9%
% of Patients satisfied with the dentistry they have received	0	0	N/A	91.7%	93.6%	93.3%
% of Patients satisfied with the time they had to wait for an appointment	0	0	N/A	89.5%	89.8%	88.9%

* This is based on patients treated on this contract for their most recent course of treatment. Figures in italics indicate the base number of FP17s or Patient Questionnaire responses are less than 100. N/A is shown where the base number of responses is less than 10 during the period. % is calculated as Quantity/Base number*100

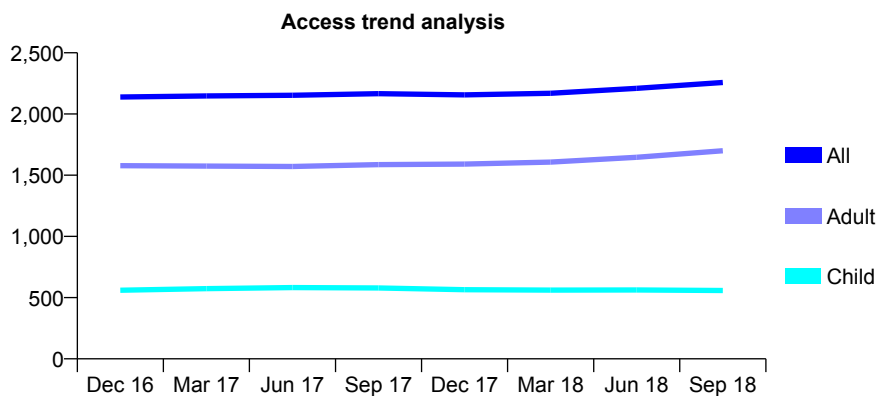
Q48 - Vital Signs At a Glance Contract Report for 732869/0001 - September 2018

Name or company name	MRS CA MCGOWAN-YEO
Contract type name	GDS Contract
Purpose of contract	General
Contract start date	01/04/2006
Contract end date	

18/19 Contracted general activity (UDA)	8,300
Carry forward general activity (UDA)	0
18/19 Contracted orthodontic activity (UOA)	0
Carry forward orthodontic activity (UOA)	0
Baseline contract value	£235,169.86

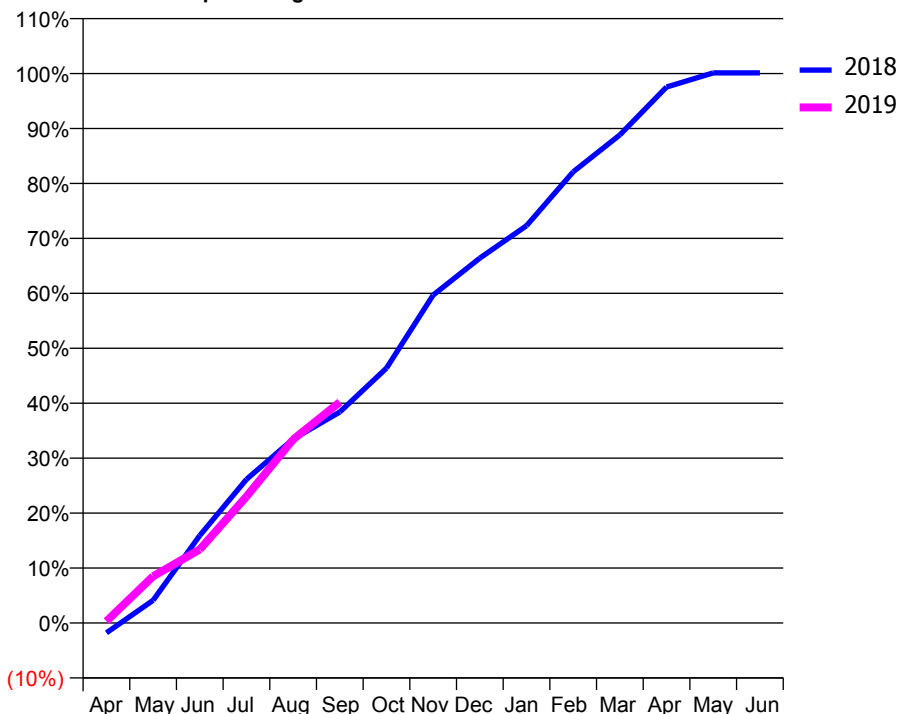
ACCESS*

Patients seen in 24 months	Total	Change since previous quarter
Quarter ending September 2017	2,166	
Quarter ending December 2017	2,156	→
Quarter ending March 2018	2,169	→
Quarter ending June 2018	2,210	→
Quarter ending September 2018	2,258	↑
Variance since September 2017	4.2%	↑



ACTIVITY

Cumulative percentage of contracted UDA delivered 2018 & 2019



Adjusted Scheduled Activity (UDA)

Month	2018	2019
April	-150	27
May	344	706
June	1,322	1,110
July	2,170	1,911
August	2,779	2,773
September	3,187	3,337
October	3,850	
November	4,955	
December	5,511	
January	6,002	
February	6,815	
March	7,372	
April	8,096	
May	8,309	
June	8,309	

QUALITY

	Quantity	Base Number	Contract	AT	Region	England
% of FP17s for the same patient ID Re-attending within 3 months - Children	49	360	13.6%	11.2%	12.2%	11.6%
% of FP17s for the same patient ID Re-attending within 3 months - Adults	506	1,312	38.6%	16.6%	15.8%	15.5%
% of FP17s for the same patient ID Re-attending between 3 & 9 months - Children	152	360	42.2%	54.6%	60.3%	58.8%
% of FP17s for the same patient ID Re-attending between 3 & 9 months - Adults	370	1,312	28.2%	45.2%	53.5%	51.1%
% of FP17s for Band 1 Urgent Courses	133	1,332	10.0%	12.0%	9.1%	9.0%
% of FP17s Relating to Free Repair or Replacements	48	1,332	3.6%	0.9%	1.0%	0.8%
% of FP17s Relating to Continuations	170	1,332	12.8%	1.2%	1.0%	0.9%
% of Patients satisfied with the dentistry they have received	1	1	N/A	91.7%	93.6%	93.3%
% of Patients satisfied with the time they had to wait for an appointment	1	1	N/A	89.5%	89.8%	88.9%

* This is based on patients treated on this contract for their most recent course of treatment. Figures in italics indicate the base number of FP17s or Patient Questionnaire responses are less than 100. N/A is shown where the base number of responses is less than 10 during the period. % is calculated as Quantity/Base number*100

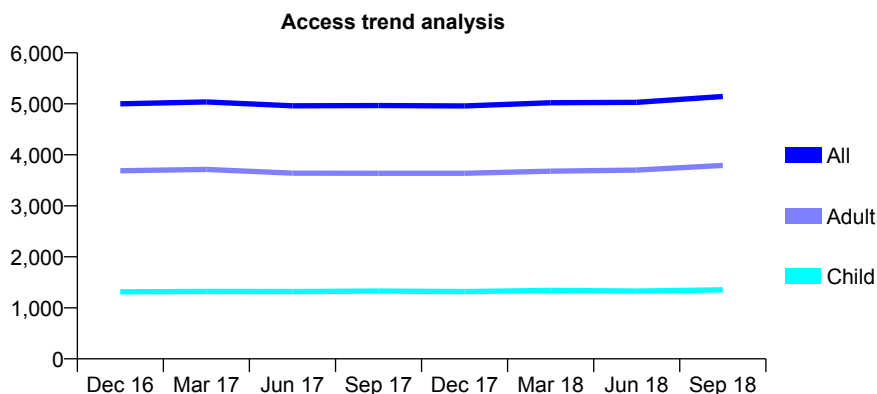
Q48 - Vital Signs At a Glance Contract Report for 738425/0001 - September 2018

Name or company name	MR P MARTIN
Contract type name	GDS Contract
Purpose of contract	General
Contract start date	01/04/2006
Contract end date	

18/19 Contracted general activity (UDA)	12,370
Carry forward general activity (UDA)	0
18/19 Contracted orthodontic activity (UOA)	0
Carry forward orthodontic activity (UOA)	0
Baseline contract value	£334,052.35

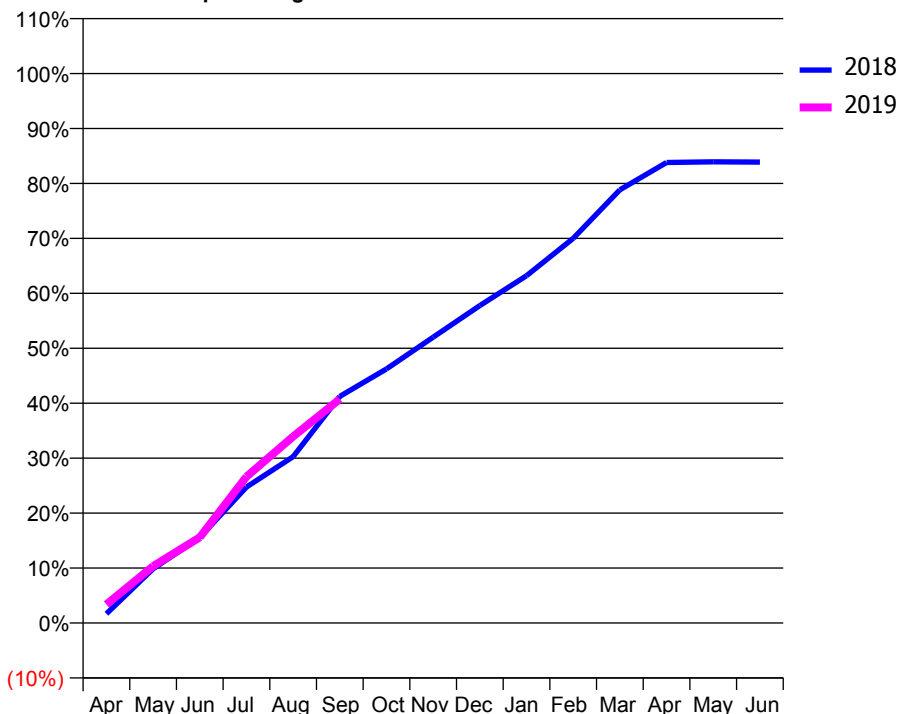
ACCESS*

Patients seen in 24 months	Total	Change since previous quarter
Quarter ending September 2017	4,966	
Quarter ending December 2017	4,958	→
Quarter ending March 2018	5,022	→
Quarter ending June 2018	5,029	→
Quarter ending September 2018	5,145	↑
Variance since September 2017	3.6%	↑



ACTIVITY

Cumulative percentage of contracted UDA delivered 2018 & 2019



Month	Adjusted Scheduled Activity (UDA)	
	2018	2019
April	209	420
May	1,221	1,280
June	1,924	1,929
July	3,061	3,296
August	3,744	4,197
September	5,102	5,042
October	5,720	
November	6,434	
December	7,146	
January	7,818	
February	8,659	
March	9,753	
April	10,367	
May	10,381	
June	10,375	

QUALITY

	Quantity	Base Number	Contract	AT	Region	England
% of FP17s for the same patient ID Re-attending within 3 months - Children	80	1,112	7.2%	11.2%	12.2%	11.6%
% of FP17s for the same patient ID Re-attending within 3 months - Adults	452	2,485	18.2%	16.6%	15.8%	15.5%
% of FP17s for the same patient ID Re-attending between 3 & 9 months - Children	668	1,112	60.1%	54.6%	60.3%	58.8%
% of FP17s for the same patient ID Re-attending between 3 & 9 months - Adults	909	2,485	36.6%	45.2%	53.5%	51.1%
% of FP17s for Band 1 Urgent Courses	375	2,530	14.8%	12.0%	9.1%	9.0%
% of FP17s Relating to Free Repair or Replacements	32	2,530	1.3%	0.9%	1.0%	0.8%
% of FP17s Relating to Continuations	16	2,530	0.6%	1.2%	1.0%	0.9%
% of Patients satisfied with the dentistry they have received	2	2	N/A	91.7%	93.6%	93.3%
% of Patients satisfied with the time they had to wait for an appointment	1	2	N/A	89.5%	89.8%	88.9%

* This is based on patients treated on this contract for their most recent course of treatment. Figures in italics indicate the base number of FP17s or Patient Questionnaire responses are less than 100. N/A is shown where the base number of responses is less than 10 during the period. % is calculated as Quantity/Base number*100

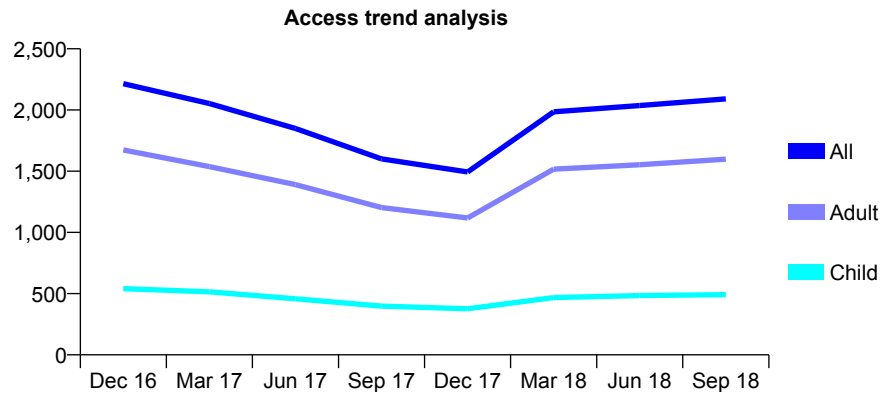
Q48 - Vital Signs At a Glance Contract Report for 742449/0001 - September 2018

Name or company name	South Liverpool Treatment Centre
Contract type name	GDS Contract
Purpose of contract	General
Contract start date	01/04/2006
Contract end date	

18/19 Contracted general activity (UDA)	9,401
Carry forward general activity (UDA)	80
18/19 Contracted orthodontic activity (UOA)	0
Carry forward orthodontic activity (UOA)	0
Baseline contract value	£242,555.14

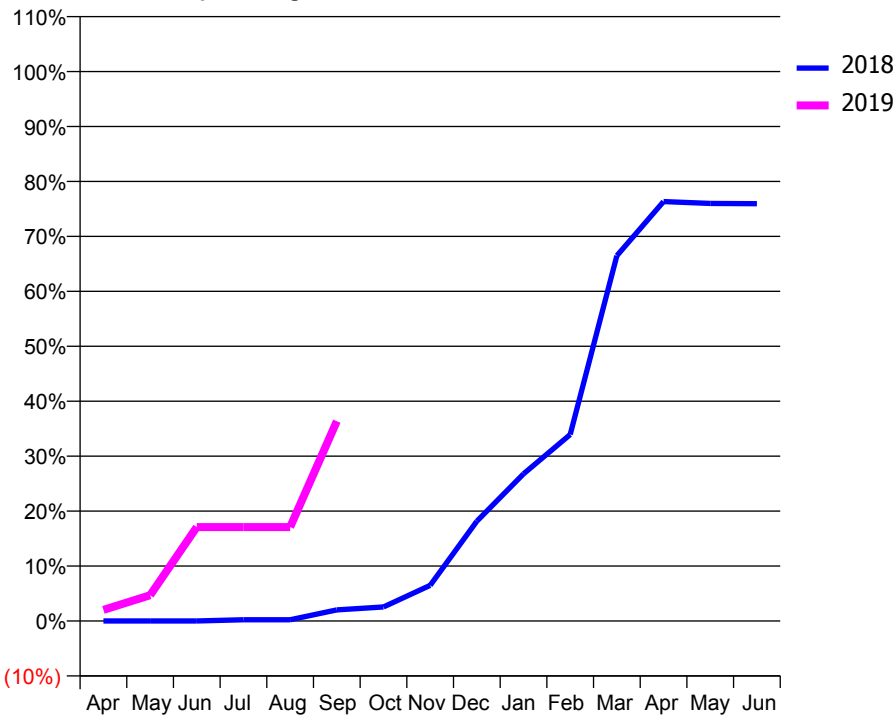
ACCESS*

Patients seen in 24 months	Total	Change since previous quarter
Quarter ending September 2017	1,601	
Quarter ending December 2017	1,494	↓
Quarter ending March 2018	1,985	↑
Quarter ending June 2018	2,037	↑
Quarter ending September 2018	2,091	↑
Variance since September 2017	30.6%	↑



ACTIVITY

Cumulative percentage of contracted UDA delivered 2018 & 2019



Month	Adjusted Scheduled Activity (UDA)	
	2018	2019
April	0	189
May	0	441
June	0	1,607
July	16	1,607
August	16	1,607
September	144	3,418
October	183	
November	462	
December	1,292	
January	1,905	
February	2,414	
March	4,731	
April	5,432	
May	5,408	
June	5,404	

QUALITY

	Quantity	Base Number	Contract	AT	Region	England
% of FP17s for the same patient ID Re-attending within 3 months - Children	59	399	14.8%	11.2%	12.2%	11.6%
% of FP17s for the same patient ID Re-attending within 3 months - Adults	266	1,386	19.2%	16.6%	15.8%	15.5%
% of FP17s for the same patient ID Re-attending between 3 & 9 months - Children	73	399	18.3%	54.6%	60.3%	58.8%
% of FP17s for the same patient ID Re-attending between 3 & 9 months - Adults	332	1,386	24.0%	45.2%	53.5%	51.1%
% of FP17s for Band 1 Urgent Courses	495	1,583	31.3%	12.0%	9.1%	9.0%
% of FP17s Relating to Free Repair or Replacements	33	1,583	2.1%	0.9%	1.0%	0.8%
% of FP17s Relating to Continuations	0	1,583	0.0%	1.2%	1.0%	0.9%
% of Patients satisfied with the dentistry they have received	0	0	N/A	91.7%	93.6%	93.3%
% of Patients satisfied with the time they had to wait for an appointment	0	0	N/A	89.5%	89.8%	88.9%

* This is based on patients treated on this contract for their most recent course of treatment. Figures in italics indicate the base number of FP17s or Patient Questionnaire responses are less than 100. N/A is shown where the base number of responses is less than 10 during the period. % is calculated as Quantity/Base number*100

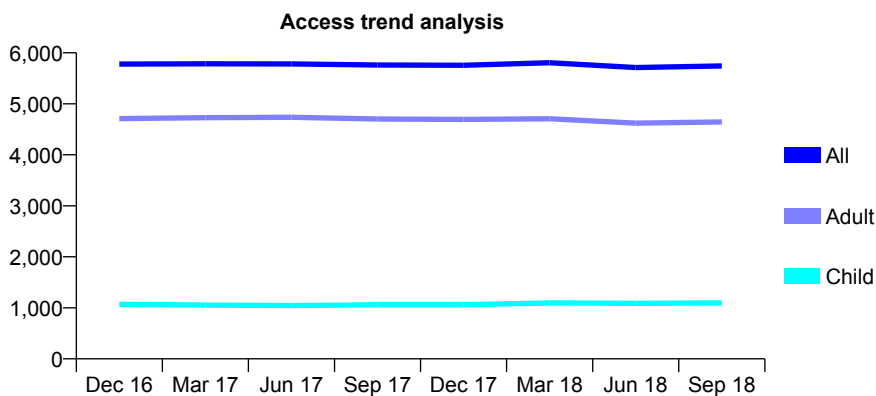
Q48 - Vital Signs At a Glance Contract Report for 742988/0001 - September 2018

Name or company name	MR AJ JONES
Contract type name	GDS Contract
Purpose of contract	General
Contract start date	01/04/2006
Contract end date	

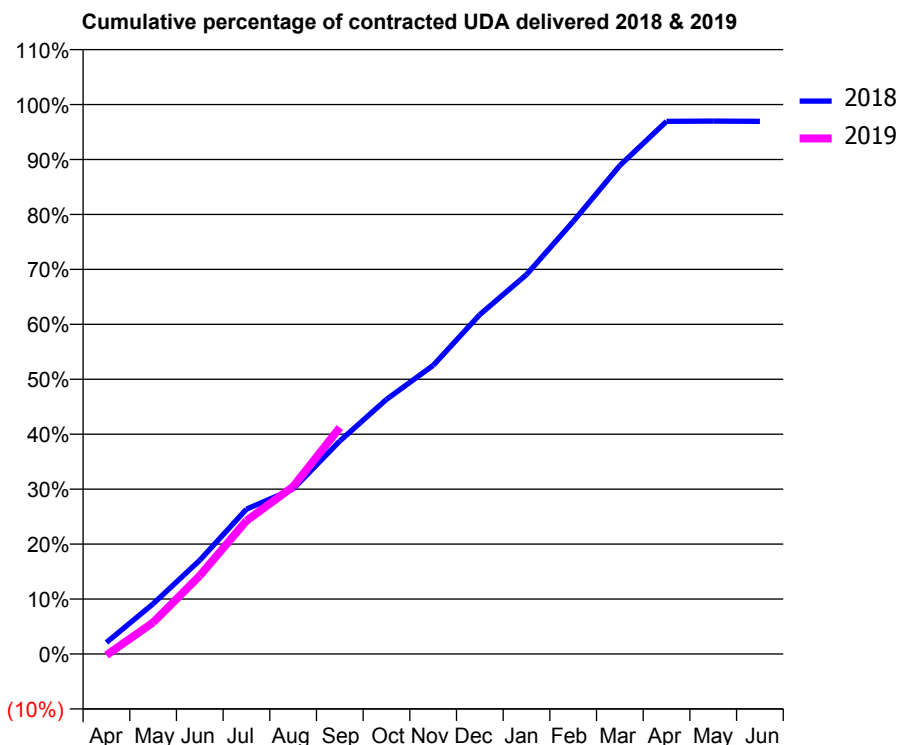
18/19 Contracted general activity (UDA)	19,456
Carry forward general activity (UDA)	596
18/19 Contracted orthodontic activity (UOA)	0
Carry forward orthodontic activity (UOA)	0
Baseline contract value	£649,836.91

ACCESS*

Patients seen in 24 months	Total	Change since previous quarter
Quarter ending September 2017	5,761	
Quarter ending December 2017	5,756	→
Quarter ending March 2018	5,804	→
Quarter ending June 2018	5,710	↓
Quarter ending September 2018	5,742	→
Variance since September 2017	(0.3%)	→



ACTIVITY



Month	Adjusted Scheduled Activity (UDA)	
	2018	2019
April	407	-43
May	1,779	1,114
June	3,323	2,775
July	5,132	4,718
August	5,841	5,926
September	7,544	8,018
October	9,014	
November	10,218	
December	12,016	
January	13,433	
February	15,316	
March	17,296	
April	18,858	
May	18,870	
June	18,860	

QUALITY

	Quantity	Base Number	Contract	AT	Region	England
% of FP17s for the same patient ID Re-attending within 3 months - Children	151	1,073	14.1%	11.2%	12.2%	11.6%
% of FP17s for the same patient ID Re-attending within 3 months - Adults	612	3,640	16.8%	16.6%	15.8%	15.5%
% of FP17s for the same patient ID Re-attending between 3 & 9 months - Children	641	1,073	59.7%	54.6%	60.3%	58.8%
% of FP17s for the same patient ID Re-attending between 3 & 9 months - Adults	1,831	3,640	50.3%	45.2%	53.5%	51.1%
% of FP17s for Band 1 Urgent Courses	445	4,058	11.0%	12.0%	9.1%	9.0%
% of FP17s Relating to Free Repair or Replacements	20	4,058	0.5%	0.9%	1.0%	0.8%
% of FP17s Relating to Continuations	108	4,058	2.7%	1.2%	1.0%	0.9%
% of Patients satisfied with the dentistry they have received	6	7	N/A	91.7%	93.6%	93.3%
% of Patients satisfied with the time they had to wait for an appointment	7	7	N/A	89.5%	89.8%	88.9%

* This is based on patients treated on this contract for their most recent course of treatment. Figures in italics indicate the base number of FP17s or Patient Questionnaire responses are less than 100. N/A is shown where the base number of responses is less than 10 during the period. % is calculated as Quantity/Base number*100

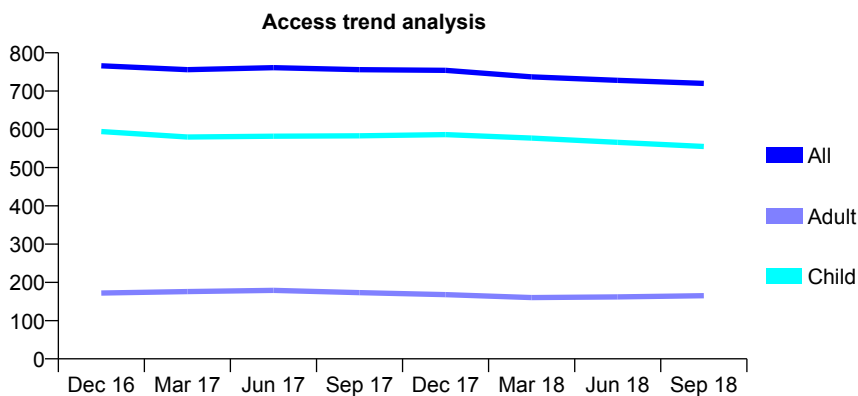
Q48 - Vital Signs At a Glance Contract Report for 755575/0001 - September 2018

Name or company name	MRS LE BACKSTROM
Contract type name	PDS Contract
Purpose of contract	General
Contract start date	01/04/2006
Contract end date	31/03/2019

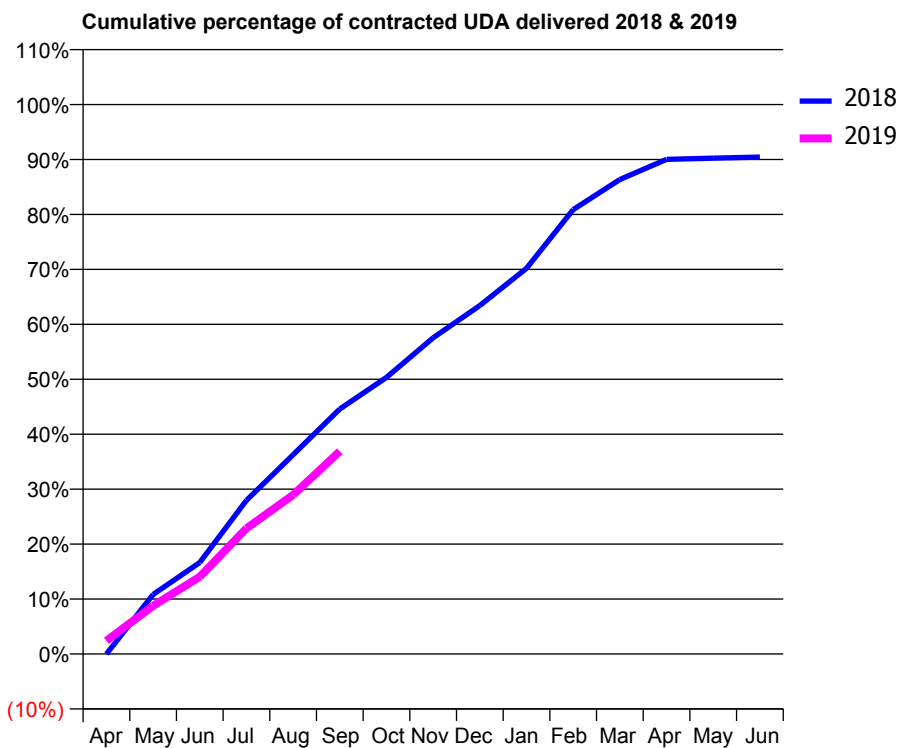
18/19 Contracted general activity (UDA)	1,700
Carry forward general activity (UDA)	0
18/19 Contracted orthodontic activity (UOA)	0
Carry forward orthodontic activity (UOA)	0
Baseline contract value	£43,861.70

ACCESS*

Patients seen in 24 months	Total	Change since previous quarter
Quarter ending September 2017	756	
Quarter ending December 2017	754	→
Quarter ending March 2018	737	↓
Quarter ending June 2018	728	↓
Quarter ending September 2018	720	↓
Variance since September 2017	(4.8%)	↓



ACTIVITY



Month	Adjusted Scheduled Activity (UDA)	
	2018	2019
April	0	41
May	184	149
June	283	239
July	475	389
August	617	492
September	758	627
October	856	
November	978	
December	1,078	
January	1,193	
February	1,375	
March	1,468	
April	1,530	
May	1,534	
June	1,537	

QUALITY

	Quantity	Base Number	Contract	AT	Region	England
% of FP17s for the same patient ID Re-attending within 3 months - Children	39	489	8.0%	11.2%	12.2%	11.6%
% of FP17s for the same patient ID Re-attending within 3 months - Adults	7	56	12.5%	16.6%	15.8%	15.5%
% of FP17s for the same patient ID Re-attending between 3 & 9 months - Children	366	489	74.8%	54.6%	60.3%	58.8%
% of FP17s for the same patient ID Re-attending between 3 & 9 months - Adults	39	56	69.6%	45.2%	53.5%	51.1%
% of FP17s for Band 1 Urgent Courses	2	482	0.4%	12.0%	9.1%	9.0%
% of FP17s Relating to Free Repair or Replacements	0	482	0.0%	0.9%	1.0%	0.8%
% of FP17s Relating to Continuations	0	482	0.0%	1.2%	1.0%	0.9%
% of Patients satisfied with the dentistry they have received	2	2	N/A	91.7%	93.6%	93.3%
% of Patients satisfied with the time they had to wait for an appointment	2	2	N/A	89.5%	89.8%	88.9%

* This is based on patients treated on this contract for their most recent course of treatment. Figures in italics indicate the base number of FP17s or Patient Questionnaire responses are less than 100. N/A is shown where the base number of responses is less than 10 during the period. % is calculated as Quantity/Base number*100

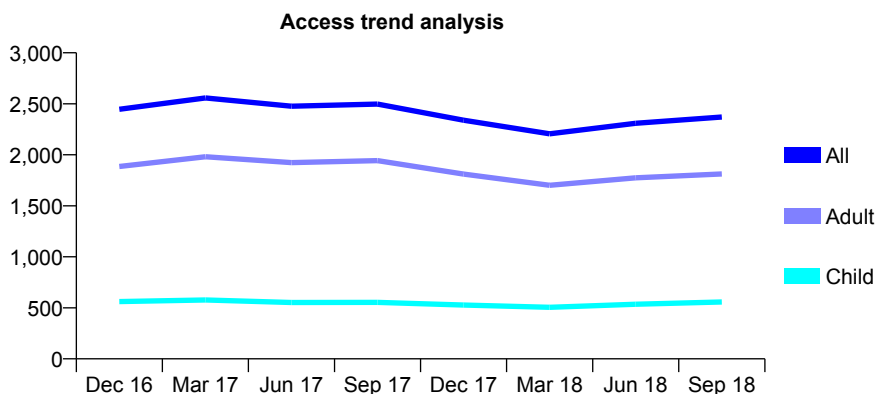
Q48 - Vital Signs At a Glance Contract Report for 761583/0001 - September 2018

Name or company name	MR M MCGOVERN
Contract type name	GDS Contract
Purpose of contract	General
Contract start date	01/04/2006
Contract end date	

18/19 Contracted general activity (UDA)	10,400
Carry forward general activity (UDA)	0
18/19 Contracted orthodontic activity (UOA)	0
Carry forward orthodontic activity (UOA)	0
Baseline contract value	£268,813.61

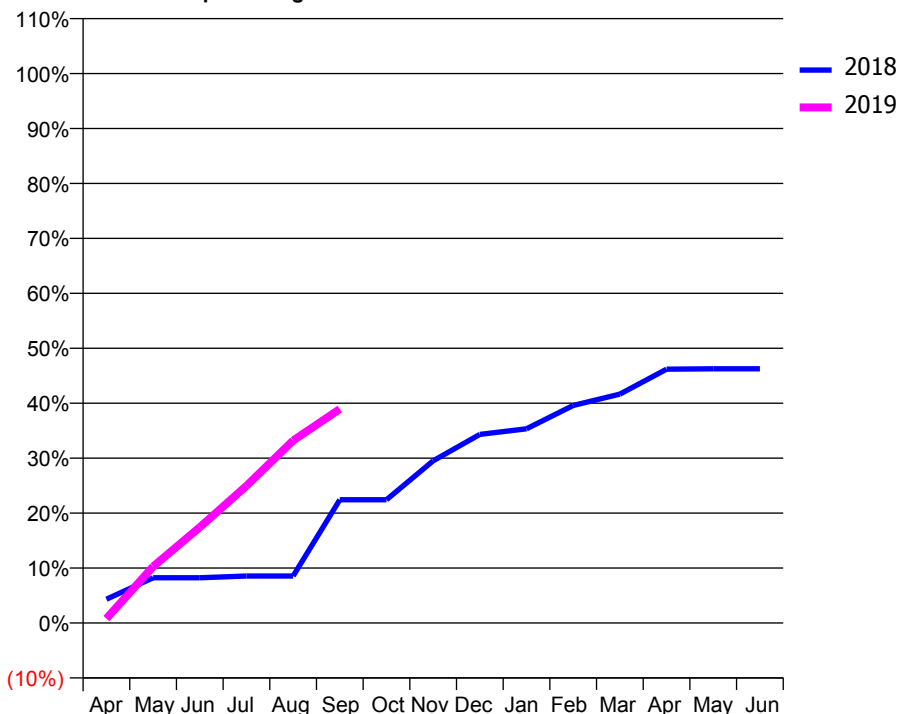
ACCESS*

Patients seen in 24 months	Total	Change since previous quarter
Quarter ending September 2017	2,497	
Quarter ending December 2017	2,339	↓
Quarter ending March 2018	2,206	↓
Quarter ending June 2018	2,309	↑
Quarter ending September 2018	2,370	↑
Variance since September 2017	(5.1%)	↓



ACTIVITY

Cumulative percentage of contracted UDA delivered 2018 & 2019



Month	Adjusted Scheduled Activity (UDA)	
	2018	2019
April	451	85
May	856	1,069
June	856	1,814
July	891	2,597
August	891	3,454
September	2,334	4,048
October	2,334	
November	3,069	
December	3,570	
January	3,675	
February	4,119	
March	4,332	
April	4,804	
May	4,811	
June	4,813	

QUALITY

	Quantity	Base Number	Contract	AT	Region	England
% of FP17s for the same patient ID Re-attending within 3 months - Children	63	495	12.7%	11.2%	12.2%	11.6%
% of FP17s for the same patient ID Re-attending within 3 months - Adults	228	1,259	18.1%	16.6%	15.8%	15.5%
% of FP17s for the same patient ID Re-attending between 3 & 9 months - Children	178	495	36.0%	54.6%	60.3%	58.8%
% of FP17s for the same patient ID Re-attending between 3 & 9 months - Adults	358	1,259	28.4%	45.2%	53.5%	51.1%
% of FP17s for Band 1 Urgent Courses	122	1,506	8.1%	12.0%	9.1%	9.0%
% of FP17s Relating to Free Repair or Replacements	32	1,506	2.1%	0.9%	1.0%	0.8%
% of FP17s Relating to Continuations	24	1,506	1.6%	1.2%	1.0%	0.9%
% of Patients satisfied with the dentistry they have received	2	2	N/A	91.7%	93.6%	93.3%
% of Patients satisfied with the time they had to wait for an appointment	1	2	N/A	89.5%	89.8%	88.9%

* This is based on patients treated on this contract for their most recent course of treatment. Figures in italics indicate the base number of FP17s or Patient Questionnaire responses are less than 100. N/A is shown where the base number of responses is less than 10 during the period. % is calculated as Quantity/Base number*100

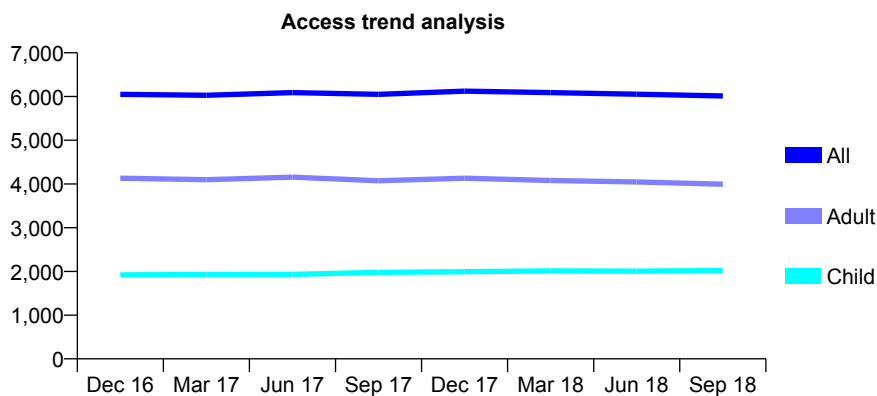
Q48 - Vital Signs At a Glance Contract Report for 780502/0001 - September 2018

Name or company name	MISS ML DUTHIE
Contract type name	GDS Contract
Purpose of contract	General
Contract start date	01/04/2006
Contract end date	

18/19 Contracted general activity (UDA)	18,780
Carry forward general activity (UDA)	0
18/19 Contracted orthodontic activity (UOA)	0
Carry forward orthodontic activity (UOA)	0
Baseline contract value	£484,542.67

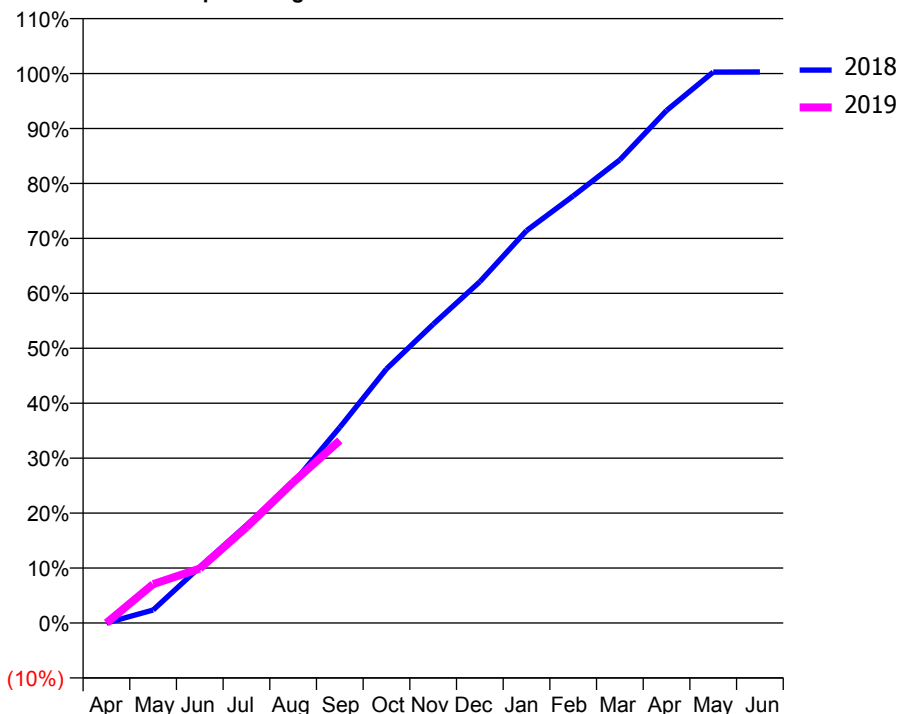
ACCESS*

Patients seen in 24 months	Total	Change since previous quarter
Quarter ending September 2017	6,051	
Quarter ending December 2017	6,122	→
Quarter ending March 2018	6,091	→
Quarter ending June 2018	6,052	→
Quarter ending September 2018	6,014	→
Variance since September 2017	(0.6%)	→



ACTIVITY

Cumulative percentage of contracted UDA delivered 2018 & 2019



Month	Adjusted Scheduled Activity (UDA)	
	2018	2019
April	4	0
May	446	1,329
June	1,911	1,861
July	3,345	3,273
August	4,788	4,811
September	6,687	6,239
October	8,686	
November	10,213	
December	11,666	
January	13,410	
February	14,594	
March	15,831	
April	17,516	
May	18,830	
June	18,834	

QUALITY

	Quantity	Base Number	Contract	AT	Region	England
% of FP17s for the same patient ID Re-attending within 3 months - Children	114	1,715	6.6%	11.2%	12.2%	11.6%
% of FP17s for the same patient ID Re-attending within 3 months - Adults	268	2,450	10.9%	16.6%	15.8%	15.5%
% of FP17s for the same patient ID Re-attending between 3 & 9 months - Children	1,254	1,715	73.1%	54.6%	60.3%	58.8%
% of FP17s for the same patient ID Re-attending between 3 & 9 months - Adults	1,166	2,450	47.6%	45.2%	53.5%	51.1%
% of FP17s for Band 1 Urgent Courses	157	2,905	5.4%	12.0%	9.1%	9.0%
% of FP17s Relating to Free Repair or Replacements	16	2,905	0.6%	0.9%	1.0%	0.8%
% of FP17s Relating to Continuations	12	2,905	0.4%	1.2%	1.0%	0.9%
% of Patients satisfied with the dentistry they have received	7	7	N/A	91.7%	93.6%	93.3%
% of Patients satisfied with the time they had to wait for an appointment	6	7	N/A	89.5%	89.8%	88.9%

* This is based on patients treated on this contract for their most recent course of treatment. Figures in italics indicate the base number of FP17s or Patient Questionnaire responses are less than 100. N/A is shown where the base number of responses is less than 10 during the period. % is calculated as Quantity/Base number*100

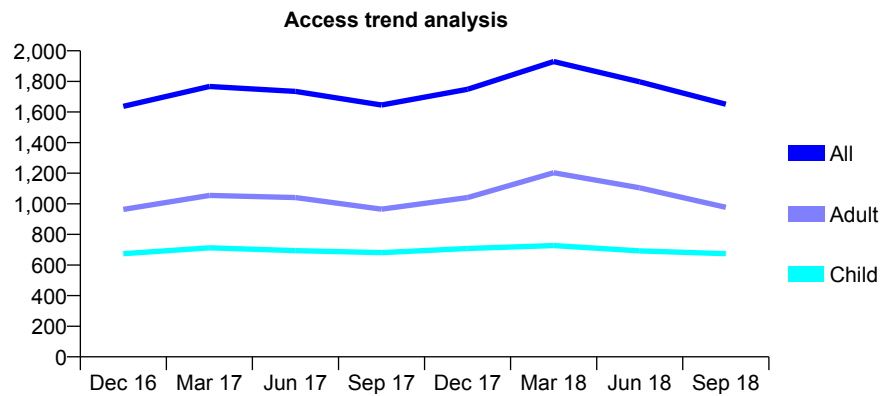
Q48 - Vital Signs At a Glance Contract Report for 787914/0001 - September 2018

Name or company name	MR P SMITH
Contract type name	PDS Contract
Purpose of contract	General
Contract start date	01/01/2011
Contract end date	31/12/2020

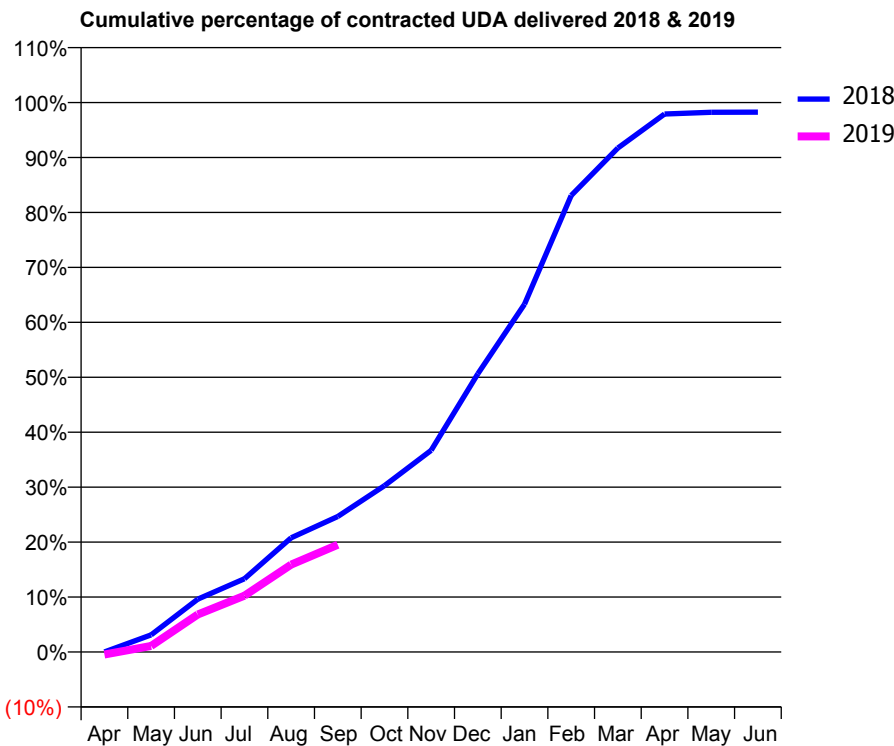
18/19 Contracted general activity (UDA)	3,200
Carry forward general activity (UDA)	56
18/19 Contracted orthodontic activity (UOA)	0
Carry forward orthodontic activity (UOA)	0
Baseline contract value	£108,544.78

ACCESS*

Patients seen in 24 months	Total	Change since previous quarter
Quarter ending September 2017	1,646	
Quarter ending December 2017	1,749	↑
Quarter ending March 2018	1,930	↑
Quarter ending June 2018	1,797	↓
Quarter ending September 2018	1,651	↓
Variance since September 2017	0.3%	→



ACTIVITY



Month	Adjusted Scheduled Activity (UDA)	
	2018	2019
April	0	-15
May	99	35
June	308	219
July	427	328
August	665	509
September	789	625
October	968	
November	1,174	
December	1,620	
January	2,026	
February	2,659	
March	2,935	
April	3,133	
May	3,143	
June	3,144	

QUALITY

	Quantity	Base Number	Contract	AT	Region	England
% of FP17s for the same patient ID Re-attending within 3 months - Children	63	535	11.8%	11.2%	12.2%	11.6%
% of FP17s for the same patient ID Re-attending within 3 months - Adults	61	432	14.1%	16.6%	15.8%	15.5%
% of FP17s for the same patient ID Re-attending between 3 & 9 months - Children	369	535	69.0%	54.6%	60.3%	58.8%
% of FP17s for the same patient ID Re-attending between 3 & 9 months - Adults	211	432	48.8%	45.2%	53.5%	51.1%
% of FP17s for Band 1 Urgent Courses	21	507	4.1%	12.0%	9.1%	9.0%
% of FP17s Relating to Free Repair or Replacements	0	507	0.0%	0.9%	1.0%	0.8%
% of FP17s Relating to Continuations	3	507	0.6%	1.2%	1.0%	0.9%
% of Patients satisfied with the dentistry they have received	2	2	N/A	91.7%	93.6%	93.3%
% of Patients satisfied with the time they had to wait for an appointment	2	2	N/A	89.5%	89.8%	88.9%

* This is based on patients treated on this contract for their most recent course of treatment. Figures in italics indicate the base number of FP17s or Patient Questionnaire responses are less than 100. N/A is shown where the base number of responses is less than 10 during the period. % is calculated as Quantity/Base number*100

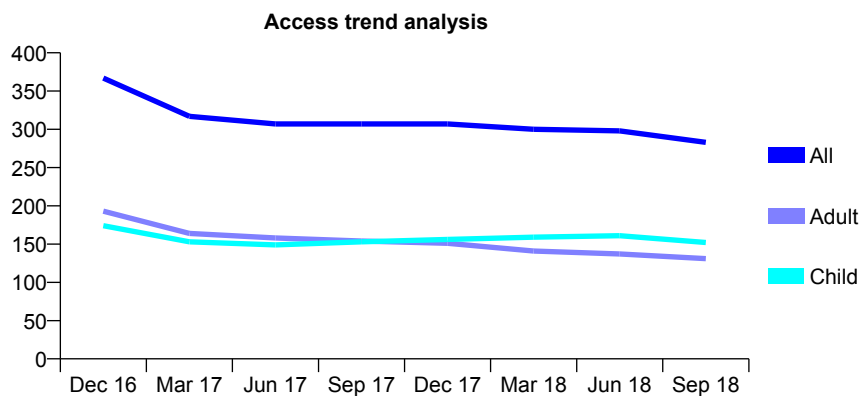
Q48 - Vital Signs At a Glance Contract Report for 803499/0001 - September 2018

Name or company name	MR SA CROSTON
Contract type name	GDS Contract
Purpose of contract	General
Contract start date	01/04/2006
Contract end date	

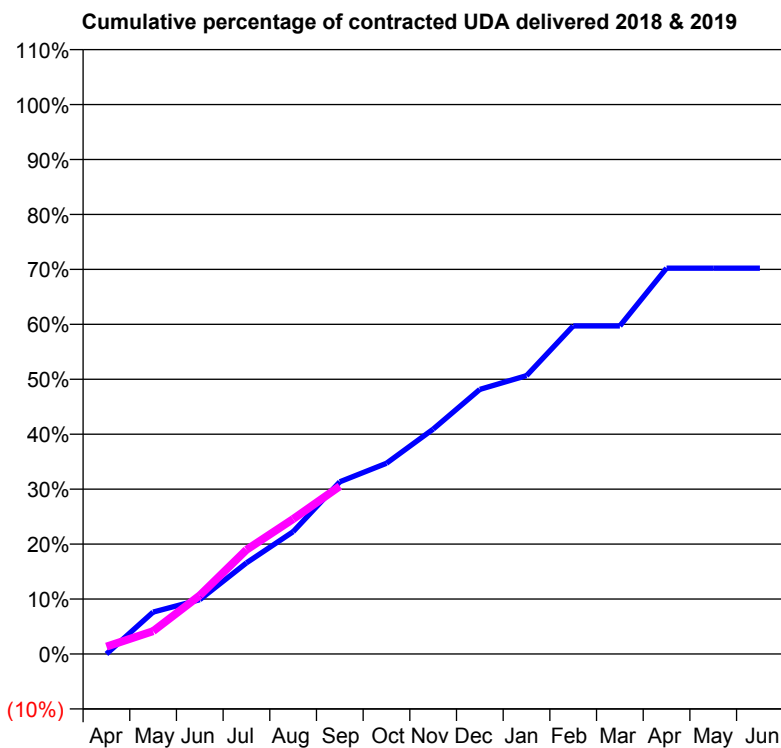
18/19 Contracted general activity (UDA)	1,200
Carry forward general activity (UDA)	0
18/19 Contracted orthodontic activity (UOA)	0
Carry forward orthodontic activity (UOA)	0
Baseline contract value	£30,961.19

ACCESS*

Patients seen in 24 months	Total	Change since previous quarter
Quarter ending September 2017	307	
Quarter ending December 2017	307	→
Quarter ending March 2018	300	↓
Quarter ending June 2018	298	→
Quarter ending September 2018	283	↓
Variance since September 2017	(7.8%)	↓



ACTIVITY



Month	Adjusted Scheduled Activity (UDA)	
	2018	2019
April	0	16
May	92	50
June	119	128
July	199	228
August	267	295
September	376	367
October	417	
November	491	
December	578	
January	608	
February	717	
March	717	
April	843	
May	843	
June	843	

QUALITY

	Quantity	Base Number	Contract	AT	Region	England
% of FP17s for the same patient ID Re-attending within 3 months - Children	4	148	2.7%	11.2%	12.2%	11.6%
% of FP17s for the same patient ID Re-attending within 3 months - Adults	18	113	15.9%	16.6%	15.8%	15.5%
% of FP17s for the same patient ID Re-attending between 3 & 9 months - Children	113	148	76.4%	54.6%	60.3%	58.8%
% of FP17s for the same patient ID Re-attending between 3 & 9 months - Adults	68	113	60.2%	45.2%	53.5%	51.1%
% of FP17s for Band 1 Urgent Courses	13	213	6.1%	12.0%	9.1%	9.0%
% of FP17s Relating to Free Repair or Replacements	1	213	0.5%	0.9%	1.0%	0.8%
% of FP17s Relating to Continuations	0	213	0.0%	1.2%	1.0%	0.9%
% of Patients satisfied with the dentistry they have received	0	0	N/A	91.7%	93.6%	93.3%
% of Patients satisfied with the time they had to wait for an appointment	0	0	N/A	89.5%	89.8%	88.9%

* This is based on patients treated on this contract for their most recent course of treatment. Figures in italics indicate the base number of FP17s or Patient Questionnaire responses are less than 100. N/A is shown where the base number of responses is less than 10 during the period. % is calculated as Quantity/Base number*100

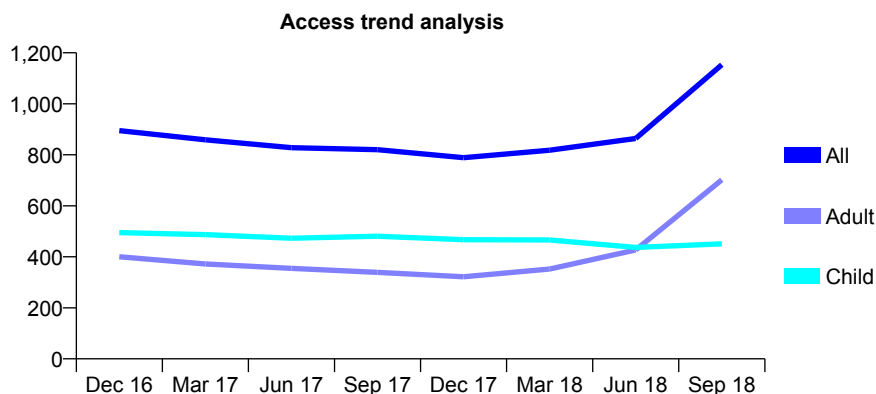
Q48 - Vital Signs At a Glance Contract Report for 809101/0001 - September 2018

Name or company name	MR PA KNIGHT
Contract type name	GDS Contract
Purpose of contract	General
Contract start date	01/04/2006
Contract end date	

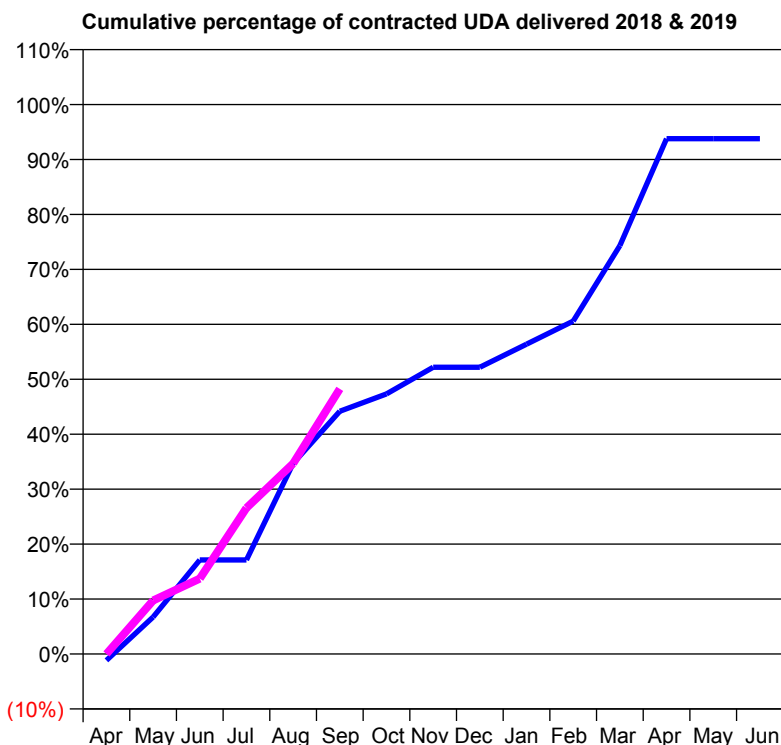
18/19 Contracted general activity (UDA)	3,222
Carry forward general activity (UDA)	0
18/19 Contracted orthodontic activity (UOA)	0
Carry forward orthodontic activity (UOA)	0
Baseline contract value	£96,293.87

ACCESS*

Patients seen in 24 months	Total	Change since previous quarter
Quarter ending September 2017	820	
Quarter ending December 2017	789	↓
Quarter ending March 2018	818	↑
Quarter ending June 2018	864	↑
Quarter ending September 2018	1,153	↑
Variance since September 2017	40.6%	↑



ACTIVITY



Month	2018	2019
April	-26	0
May	150	314
June	381	442
July	381	857
August	771	1,117
September	982	1,554
October	1,052	
November	1,159	
December	1,159	
January	1,253	
February	1,346	
March	1,651	
April	2,084	
May	2,084	
June	2,084	

QUALITY

	Quantity	Base Number	Contract	AT	Region	England
% of FP17s for the same patient ID Re-attending within 3 months - Children	23	296	7.8%	11.2%	12.2%	11.6%
% of FP17s for the same patient ID Re-attending within 3 months - Adults	40	594	6.7%	16.6%	15.8%	15.5%
% of FP17s for the same patient ID Re-attending between 3 & 9 months - Children	94	296	31.8%	54.6%	60.3%	58.8%
% of FP17s for the same patient ID Re-attending between 3 & 9 months - Adults	63	594	10.6%	45.2%	53.5%	51.1%
% of FP17s for Band 1 Urgent Courses	29	750	3.9%	12.0%	9.1%	9.0%
% of FP17s Relating to Free Repair or Replacements	0	750	0.0%	0.9%	1.0%	0.8%
% of FP17s Relating to Continuations	11	750	1.5%	1.2%	1.0%	0.9%
% of Patients satisfied with the dentistry they have received	5	5	N/A	91.7%	93.6%	93.3%
% of Patients satisfied with the time they had to wait for an appointment	5	5	N/A	89.5%	89.8%	88.9%

* This is based on patients treated on this contract for their most recent course of treatment. Figures in italics indicate the base number of FP17s or Patient Questionnaire responses are less than 100. N/A is shown where the base number of responses is less than 10 during the period. % is calculated as Quantity/Base number*100

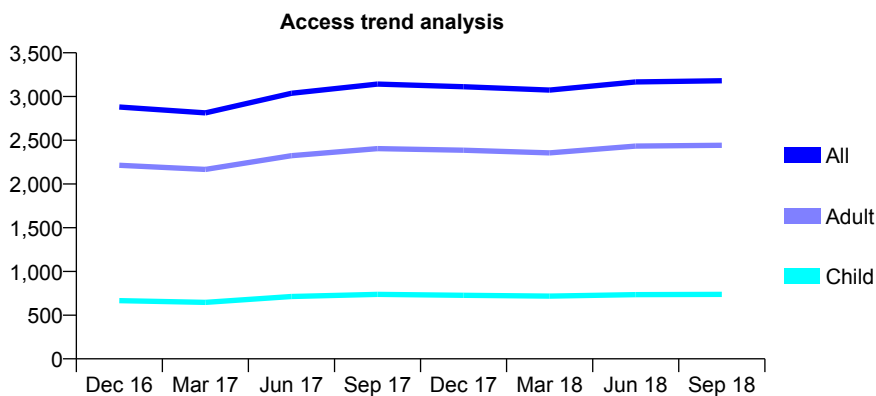
Q48 - Vital Signs At a Glance Contract Report for 841986/0001 - September 2018

Name or company name	MR AP AYRES
Contract type name	PDS Contract
Purpose of contract	General
Contract start date	01/04/2006
Contract end date	31/03/2020

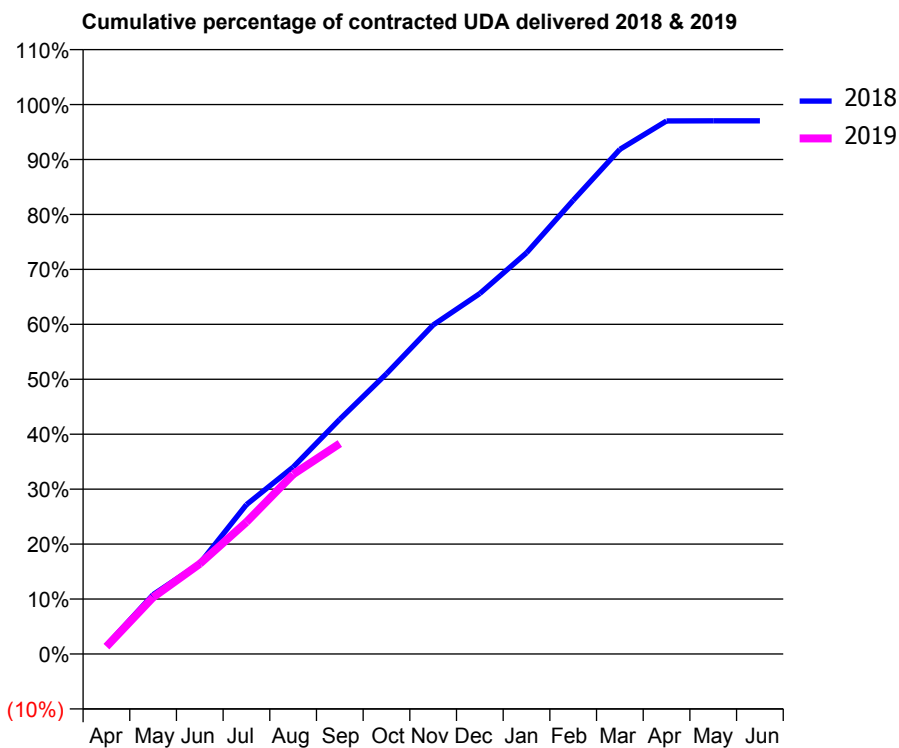
18/19 Contracted general activity (UDA)	9,500
Carry forward general activity (UDA)	283
18/19 Contracted orthodontic activity (UOA)	0
Carry forward orthodontic activity (UOA)	0
Baseline contract value	£276,088.35

ACCESS*

Patients seen in 24 months	Total	Change since previous quarter
Quarter ending September 2017	3,143	
Quarter ending December 2017	3,112	→
Quarter ending March 2018	3,074	↓
Quarter ending June 2018	3,167	↑
Quarter ending September 2018	3,180	→
Variance since September 2017	1.2%	→



ACTIVITY



Month	Adjusted Scheduled Activity (UDA)	
	2018	2019
April	149	129
May	1,027	981
June	1,566	1,561
July	2,584	2,282
August	3,232	3,107
September	4,058	3,639
October	4,845	
November	5,689	
December	6,233	
January	6,937	
February	7,843	
March	8,724	
April	9,216	
May	9,217	
June	9,217	

QUALITY

	Quantity	Base Number	Contract	AT	Region	England
% of FP17s for the same patient ID Re-attending within 3 months - Children	36	575	6.3%	11.2%	12.2%	11.6%
% of FP17s for the same patient ID Re-attending within 3 months - Adults	247	1,785	13.8%	16.6%	15.8%	15.5%
% of FP17s for the same patient ID Re-attending between 3 & 9 months - Children	386	575	67.1%	54.6%	60.3%	58.8%
% of FP17s for the same patient ID Re-attending between 3 & 9 months - Adults	1,090	1,785	61.1%	45.2%	53.5%	51.1%
% of FP17s for Band 1 Urgent Courses	186	2,114	8.8%	12.0%	9.1%	9.0%
% of FP17s Relating to Free Repair or Replacements	27	2,114	1.3%	0.9%	1.0%	0.8%
% of FP17s Relating to Continuations	29	2,114	1.4%	1.2%	1.0%	0.9%
% of Patients satisfied with the dentistry they have received	4	4	N/A	91.7%	93.6%	93.3%
% of Patients satisfied with the time they had to wait for an appointment	4	4	N/A	89.5%	89.8%	88.9%

* This is based on patients treated on this contract for their most recent course of treatment. Figures in italics indicate the base number of FP17s or Patient Questionnaire responses are less than 100. N/A is shown where the base number of responses is less than 10 during the period. % is calculated as Quantity/Base number*100

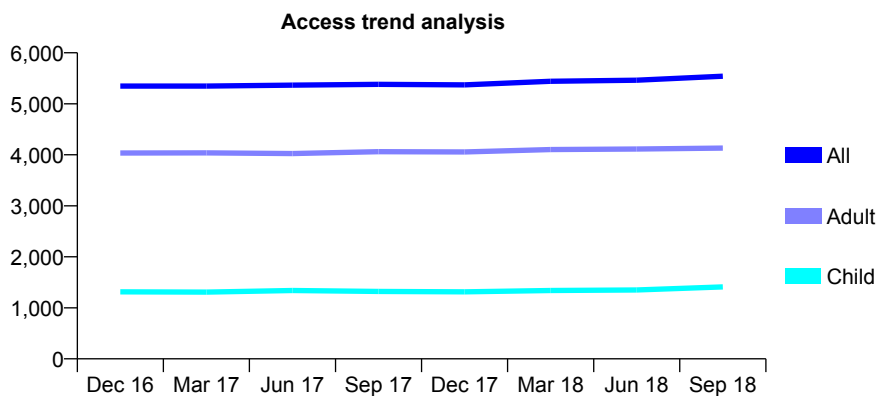
Q48 - Vital Signs At a Glance Contract Report for 851302/0001 - September 2018

Name or company name	MR RK NAGPAUL
Contract type name	GDS Contract
Purpose of contract	General
Contract start date	01/04/2006
Contract end date	

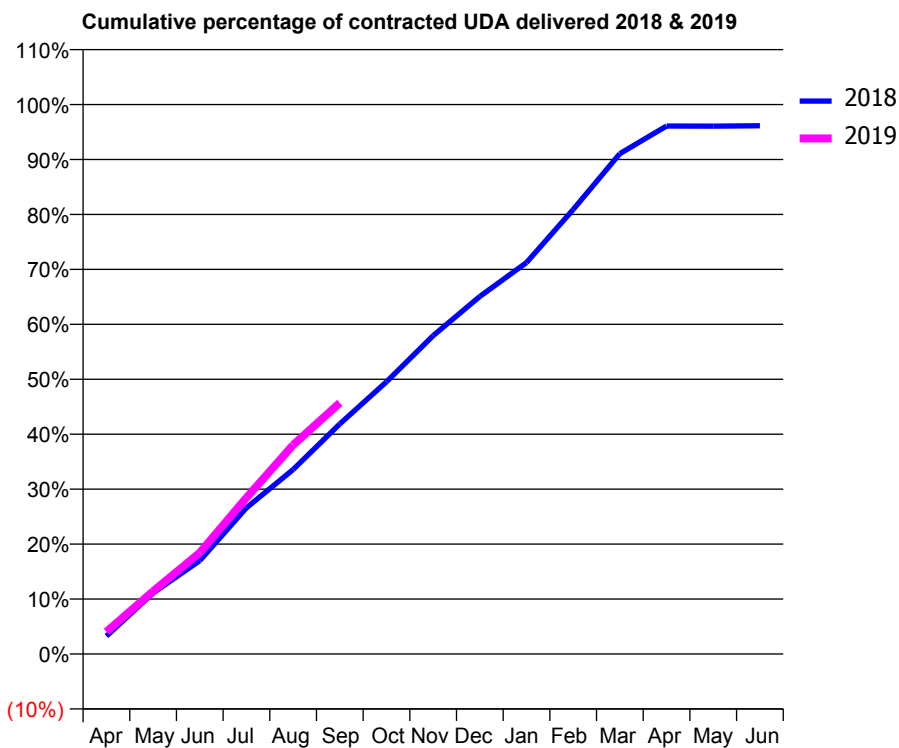
18/19 Contracted general activity (UDA)	21,820
Carry forward general activity (UDA)	0
18/19 Contracted orthodontic activity (UOA)	0
Carry forward orthodontic activity (UOA)	0
Baseline contract value	£537,531.42

ACCESS*

Patients seen in 24 months	Total	Change since previous quarter
Quarter ending September 2017	5,383	
Quarter ending December 2017	5,370	→
Quarter ending March 2018	5,442	→
Quarter ending June 2018	5,464	→
Quarter ending September 2018	5,542	→
Variance since September 2017	3.0%	↑



ACTIVITY



Month	Adjusted Scheduled Activity (UDA)	
	2018	2019
April	712	879
May	2,423	2,489
June	3,711	4,020
July	5,807	6,208
August	7,328	8,301
September	9,138	9,973
October	10,809	
November	12,642	
December	14,199	
January	15,544	
February	17,648	
March	19,871	
April	20,964	
May	20,963	
June	20,979	

QUALITY

	Quantity	Base Number	Contract	AT	Region	England
% of FP17s for the same patient ID Re-attending within 3 months - Children	180	1,346	13.4%	11.2%	12.2%	11.6%
% of FP17s for the same patient ID Re-attending within 3 months - Adults	650	3,243	20.0%	16.6%	15.8%	15.5%
% of FP17s for the same patient ID Re-attending between 3 & 9 months - Children	805	1,346	59.8%	54.6%	60.3%	58.8%
% of FP17s for the same patient ID Re-attending between 3 & 9 months - Adults	1,826	3,243	56.3%	45.2%	53.5%	51.1%
% of FP17s for Band 1 Urgent Courses	527	4,235	12.4%	12.0%	9.1%	9.0%
% of FP17s Relating to Free Repair or Replacements	83	4,235	2.0%	0.9%	1.0%	0.8%
% of FP17s Relating to Continuations	13	4,235	0.3%	1.2%	1.0%	0.9%
% of Patients satisfied with the dentistry they have received	5	5	N/A	91.7%	93.6%	93.3%
% of Patients satisfied with the time they had to wait for an appointment	5	5	N/A	89.5%	89.8%	88.9%

* This is based on patients treated on this contract for their most recent course of treatment. Figures in italics indicate the base number of FP17s or Patient Questionnaire responses are less than 100. N/A is shown where the base number of responses is less than 10 during the period. % is calculated as Quantity/Base number*100

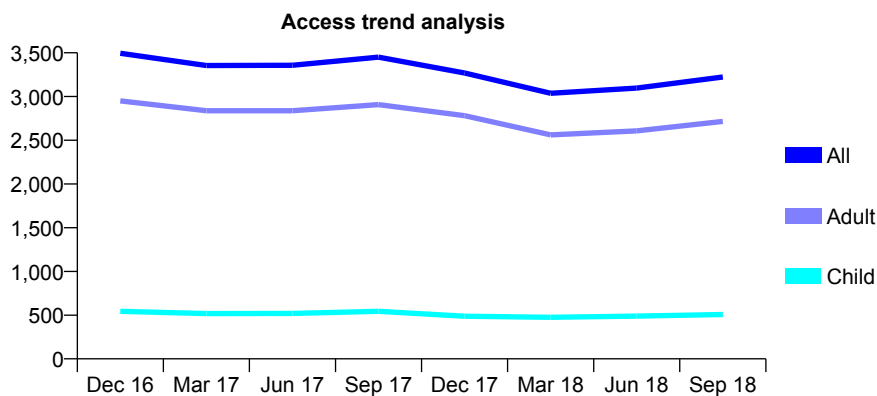
Q48 - Vital Signs At a Glance Contract Report for 895067/0003 - September 2018

Name or company name	FairField Dental Surgery
Contract type name	GDS Contract
Purpose of contract	General and Orthodontic
Contract start date	01/04/2010
Contract end date	

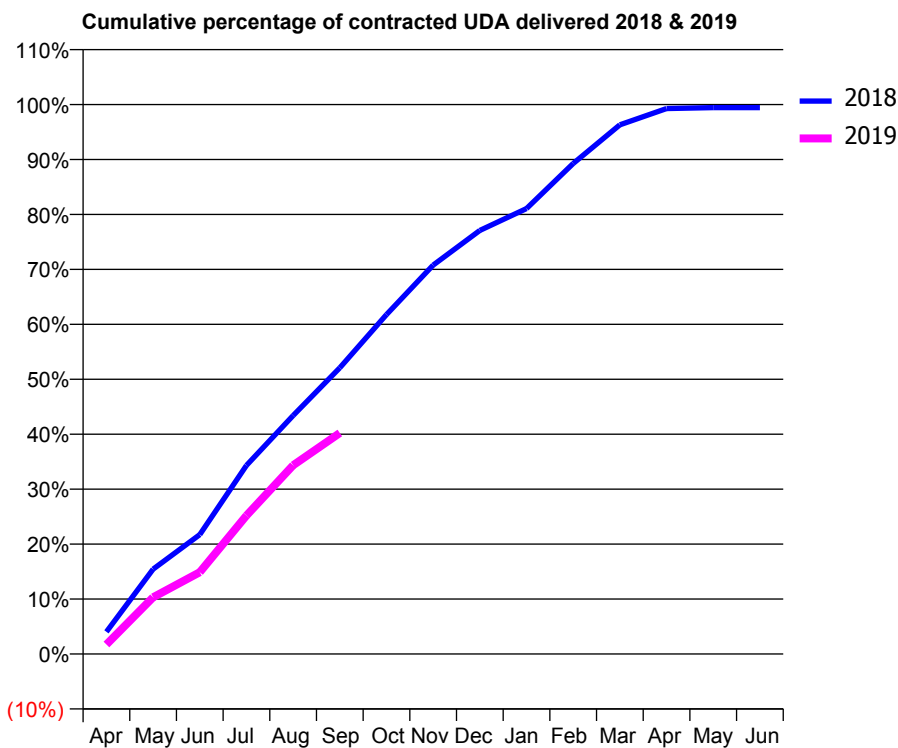
18/19 Contracted general activity (UDA)	9,977
Carry forward general activity (UDA)	55
18/19 Contracted orthodontic activity (UOA)	0
Carry forward orthodontic activity (UOA)	0
Baseline contract value	£303,980.34

ACCESS*

Patients seen in 24 months	Total	Change since previous quarter
Quarter ending September 2017	3,450	
Quarter ending December 2017	3,269	↓
Quarter ending March 2018	3,037	↓
Quarter ending June 2018	3,096	→
Quarter ending September 2018	3,223	↑
Variance since September 2017	(6.6%)	↓



ACTIVITY



Month	Adjusted Scheduled Activity (UDA)	
	2018	2019
April	404	173
May	1,542	1,031
June	2,169	1,486
July	3,425	2,514
August	4,331	3,428
September	5,198	4,013
October	6,162	
November	7,060	
December	7,690	
January	8,087	
February	8,905	
March	9,608	
April	9,902	
May	9,922	
June	9,922	

QUALITY

	Quantity	Base Number	Contract	AT	Region	England
% of FP17s for the same patient ID Re-attending within 3 months - Children	30	421	7.1%	11.2%	12.2%	11.6%
% of FP17s for the same patient ID Re-attending within 3 months - Adults	346	2,096	16.5%	16.6%	15.8%	15.5%
% of FP17s for the same patient ID Re-attending between 3 & 9 months - Children	242	421	57.5%	54.6%	60.3%	58.8%
% of FP17s for the same patient ID Re-attending between 3 & 9 months - Adults	936	2,096	44.7%	45.2%	53.5%	51.1%
% of FP17s for Band 1 Urgent Courses	318	2,376	13.4%	12.0%	9.1%	9.0%
% of FP17s Relating to Free Repair or Replacements	40	2,376	1.7%	0.9%	1.0%	0.8%
% of FP17s Relating to Continuations	37	2,376	1.6%	1.2%	1.0%	0.9%
% of Patients satisfied with the dentistry they have received	1	1	N/A	91.7%	93.6%	93.3%
% of Patients satisfied with the time they had to wait for an appointment	1	1	N/A	89.5%	89.8%	88.9%

* This is based on patients treated on this contract for their most recent course of treatment. Figures in italics indicate the base number of FP17s or Patient Questionnaire responses are less than 100. N/A is shown where the base number of responses is less than 10 during the period. % is calculated as Quantity/Base number*100

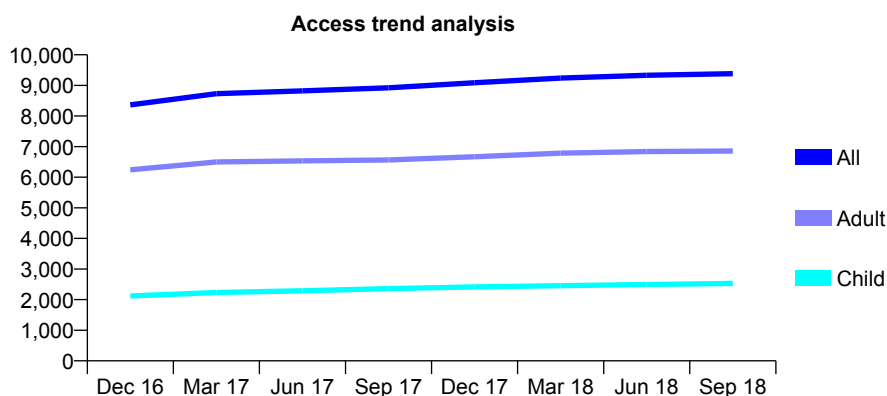
Q48 - Vital Signs At a Glance Contract Report for 905925/0002 - September 2018

Name or company name	Broadway Dental Partnership
Contract type name	GDS Contract
Purpose of contract	General
Contract start date	01/04/2006
Contract end date	

18/19 Contracted general activity (UDA)	30,000
Carry forward general activity (UDA)	0
18/19 Contracted orthodontic activity (UOA)	0
Carry forward orthodontic activity (UOA)	0
Baseline contract value	£774,029.82

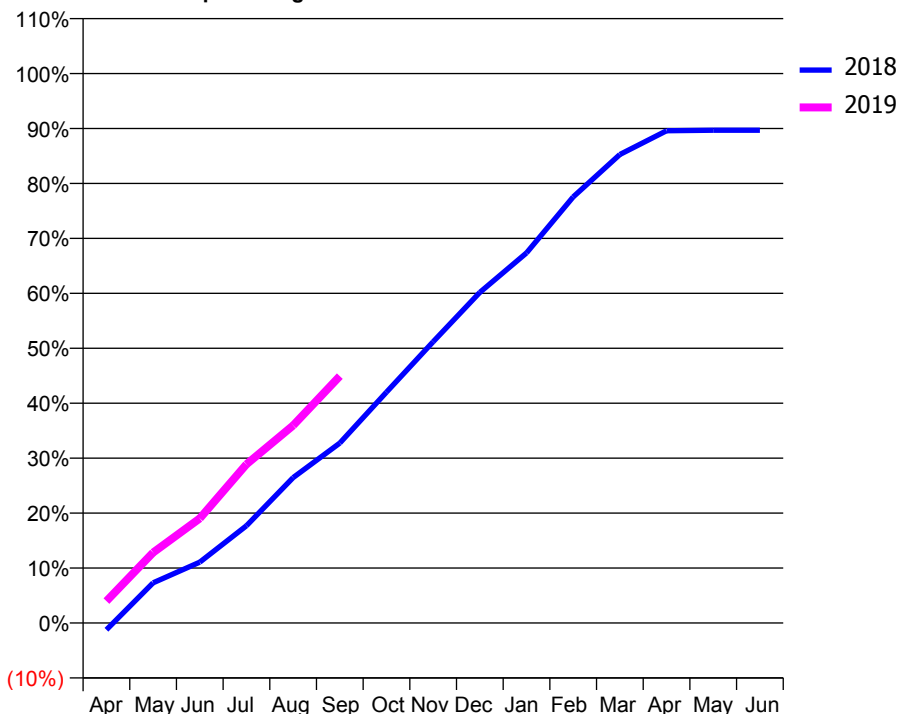
ACCESS*

Patients seen in 24 months	Total	Change since previous quarter
Quarter ending September 2017	8,921	
Quarter ending December 2017	9,089	→
Quarter ending March 2018	9,239	→
Quarter ending June 2018	9,332	→
Quarter ending September 2018	9,384	→
Variance since September 2017	5.2%	↑



ACTIVITY

Cumulative percentage of contracted UDA delivered 2018 & 2019



Month	Adjusted Scheduled Activity (UDA)	
	2018	2019
April	-374	1,199
May	2,194	3,845
June	3,320	5,711
July	5,314	8,668
August	7,936	10,789
September	9,828	13,477
October	12,605	
November	15,361	
December	18,049	
January	20,205	
February	23,264	
March	25,579	
April	26,872	
May	26,901	
June	26,905	

QUALITY

	Quantity	Base Number	Contract	AT	Region	England
% of FP17s for the same patient ID Re-attending within 3 months - Children	131	1,692	7.7%	11.2%	12.2%	11.6%
% of FP17s for the same patient ID Re-attending within 3 months - Adults	714	4,281	16.7%	16.6%	15.8%	15.5%
% of FP17s for the same patient ID Re-attending between 3 & 9 months - Children	790	1,692	46.7%	54.6%	60.3%	58.8%
% of FP17s for the same patient ID Re-attending between 3 & 9 months - Adults	1,663	4,281	38.8%	45.2%	53.5%	51.1%
% of FP17s for Band 1 Urgent Courses	716	5,480	13.1%	12.0%	9.1%	9.0%
% of FP17s Relating to Free Repair or Replacements	71	5,480	1.3%	0.9%	1.0%	0.8%
% of FP17s Relating to Continuations	35	5,480	0.6%	1.2%	1.0%	0.9%
% of Patients satisfied with the dentistry they have received	8	8	N/A	91.7%	93.6%	93.3%
% of Patients satisfied with the time they had to wait for an appointment	8	8	N/A	89.5%	89.8%	88.9%

* This is based on patients treated on this contract for their most recent course of treatment. Figures in italics indicate the base number of FP17s or Patient Questionnaire responses are less than 100. N/A is shown where the base number of responses is less than 10 during the period. % is calculated as Quantity/Base number*100

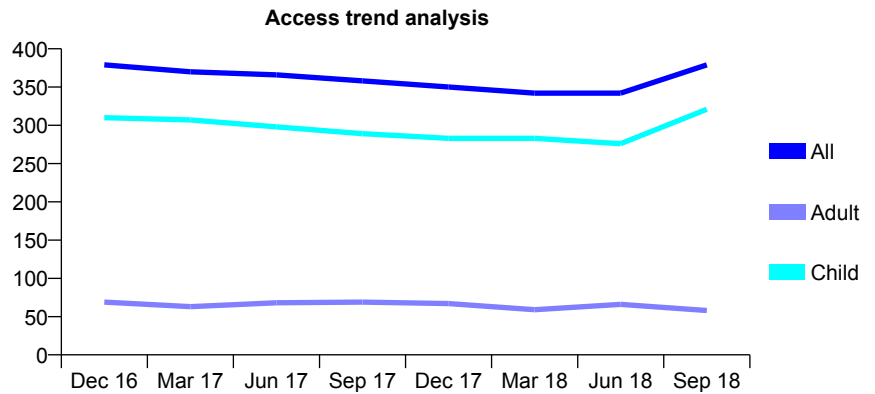
Q48 - Vital Signs At a Glance Contract Report for 906840/0001 - September 2018

Name or company name	HM Lloyd and David Baker
Contract type name	GDS Contract
Purpose of contract	General
Contract start date	01/04/2006
Contract end date	

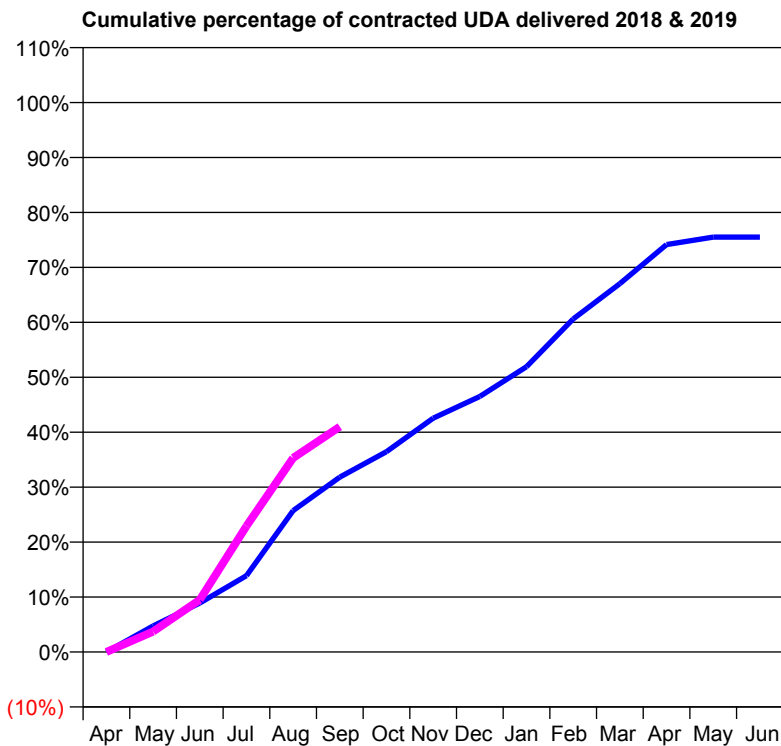
18/19 Contracted general activity (UDA)	886
Carry forward general activity (UDA)	0
18/19 Contracted orthodontic activity (UOA)	0
Carry forward orthodontic activity (UOA)	0
Baseline contract value	£33,319.35

ACCESS*

Patients seen in 24 months	Total	Change since previous quarter
Quarter ending September 2017	358	
Quarter ending December 2017	350	↓
Quarter ending March 2018	342	↓
Quarter ending June 2018	342	→
Quarter ending September 2018	379	↑
Variance since September 2017	5.9%	↑



ACTIVITY



Month	Adjusted Scheduled Activity (UDA)	
	2018	2019
April	0	0
May	42	33
June	79	84
July	123	203
August	228	313
September	282	363
October	323	
November	377	
December	412	
January	460	
February	537	
March	594	
April	657	
May	669	
June	669	

QUALITY

	Quantity	Base Number	Contract	AT	Region	England
% of FP17s for the same patient ID Re-attending within 3 months - Children	42	311	13.5%	11.2%	12.2%	11.6%
% of FP17s for the same patient ID Re-attending within 3 months - Adults	0	12	0.0%	16.6%	15.8%	15.5%
% of FP17s for the same patient ID Re-attending between 3 & 9 months - Children	169	311	54.3%	54.6%	60.3%	58.8%
% of FP17s for the same patient ID Re-attending between 3 & 9 months - Adults	8	12	66.7%	45.2%	53.5%	51.1%
% of FP17s for Band 1 Urgent Courses	12	281	4.3%	12.0%	9.1%	9.0%
% of FP17s Relating to Free Repair or Replacements	0	281	0.0%	0.9%	1.0%	0.8%
% of FP17s Relating to Continuations	1	281	0.4%	1.2%	1.0%	0.9%
% of Patients satisfied with the dentistry they have received	1	1	N/A	91.7%	93.6%	93.3%
% of Patients satisfied with the time they had to wait for an appointment	1	1	N/A	89.5%	89.8%	88.9%

* This is based on patients treated on this contract for their most recent course of treatment. Figures in italics indicate the base number of FP17s or Patient Questionnaire responses are less than 100. N/A is shown where the base number of responses is less than 10 during the period. % is calculated as Quantity/Base number*100

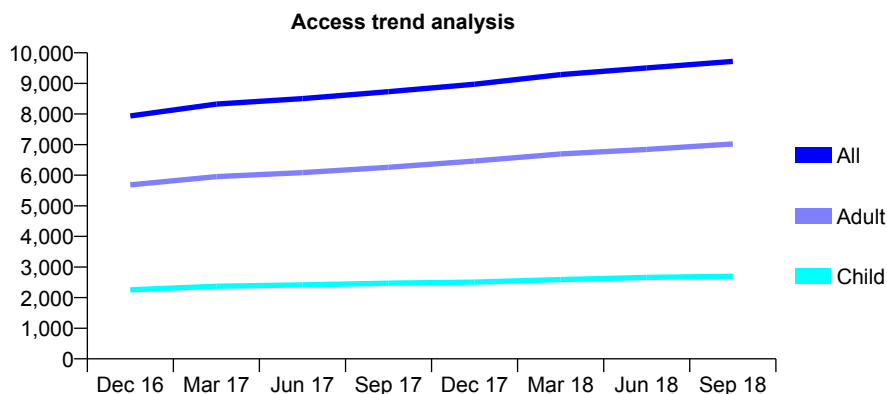
Q48 - Vital Signs At a Glance Contract Report for 907995/0001 - September 2018

Name or company name	MR RJ HOLLINS
Contract type name	GDS Contract
Purpose of contract	General
Contract start date	01/04/2006
Contract end date	

18/19 Contracted general activity (UDA)	33,210
Carry forward general activity (UDA)	0
18/19 Contracted orthodontic activity (UOA)	0
Carry forward orthodontic activity (UOA)	0
Baseline contract value	£862,169.49

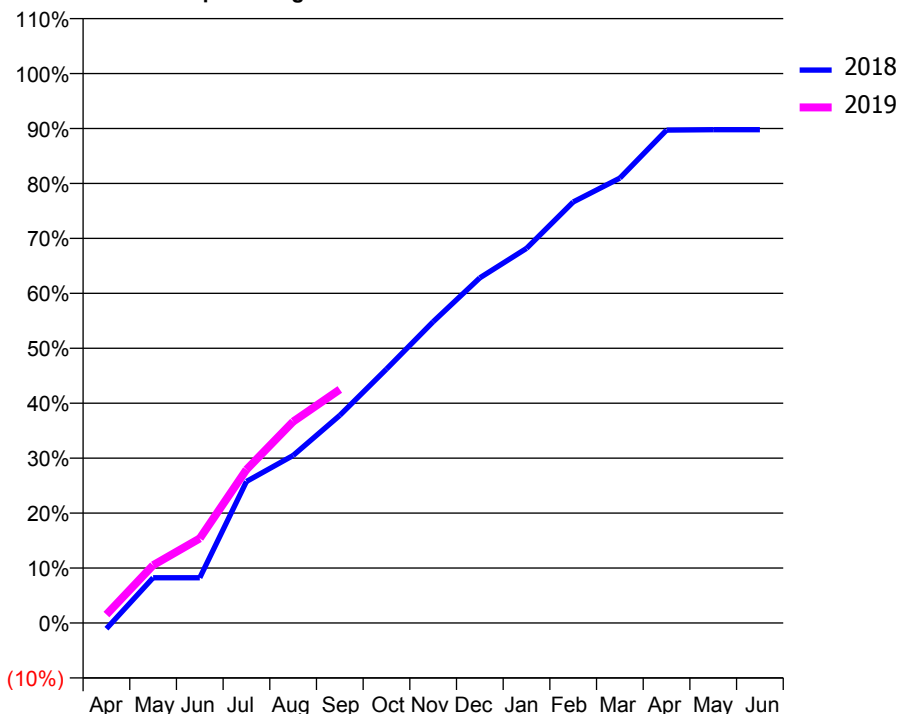
ACCESS*

Patients seen in 24 months	Total	Change since previous quarter
Quarter ending September 2017	8,732	
Quarter ending December 2017	8,973	↑
Quarter ending March 2018	9,286	↑
Quarter ending June 2018	9,504	↑
Quarter ending September 2018	9,721	↑
Variance since September 2017	11.3%	↑



ACTIVITY

Cumulative percentage of contracted UDA delivered 2018 & 2019



Month	Adjusted Scheduled Activity (UDA)	
	2018	2019
April	-354	515
May	2,738	3,496
June	2,738	5,112
July	8,558	9,272
August	10,128	12,176
September	12,555	14,118
October	15,352	
November	18,210	
December	20,861	
January	22,638	
February	25,447	
March	26,889	
April	29,788	
May	29,811	
June	29,811	

QUALITY

	Quantity	Base Number	Contract	AT	Region	England
% of FP17s for the same patient ID Re-attending within 3 months - Children	214	1,936	11.1%	11.2%	12.2%	11.6%
% of FP17s for the same patient ID Re-attending within 3 months - Adults	957	4,602	20.8%	16.6%	15.8%	15.5%
% of FP17s for the same patient ID Re-attending between 3 & 9 months - Children	869	1,936	44.9%	54.6%	60.3%	58.8%
% of FP17s for the same patient ID Re-attending between 3 & 9 months - Adults	1,598	4,602	34.7%	45.2%	53.5%	51.1%
% of FP17s for Band 1 Urgent Courses	1,060	5,490	19.3%	12.0%	9.1%	9.0%
% of FP17s Relating to Free Repair or Replacements	66	5,490	1.2%	0.9%	1.0%	0.8%
% of FP17s Relating to Continuations	85	5,490	1.5%	1.2%	1.0%	0.9%
% of Patients satisfied with the dentistry they have received	3	3	N/A	91.7%	93.6%	93.3%
% of Patients satisfied with the time they had to wait for an appointment	3	3	N/A	89.5%	89.8%	88.9%

* This is based on patients treated on this contract for their most recent course of treatment. Figures in italics indicate the base number of FP17s or Patient Questionnaire responses are less than 100. N/A is shown where the base number of responses is less than 10 during the period. % is calculated as Quantity/Base number*100

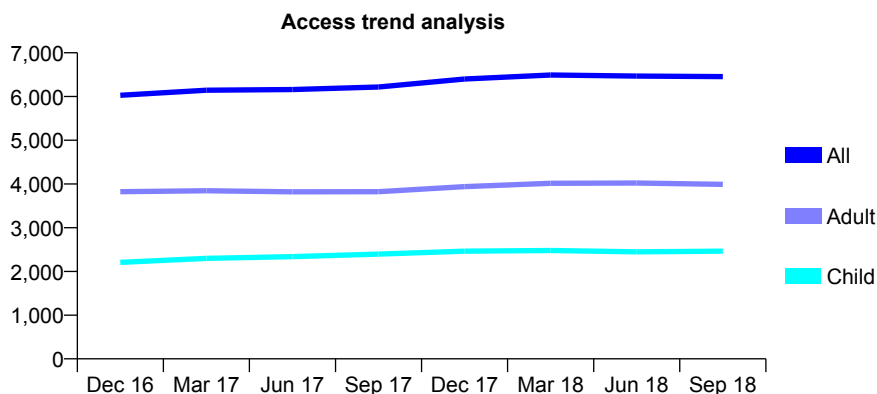
Q48 - Vital Signs At a Glance Contract Report for 907995/0002 - September 2018

Name or company name	MR RJ HOLLINS
Contract type name	GDS Contract
Purpose of contract	General
Contract start date	02/01/2009
Contract end date	

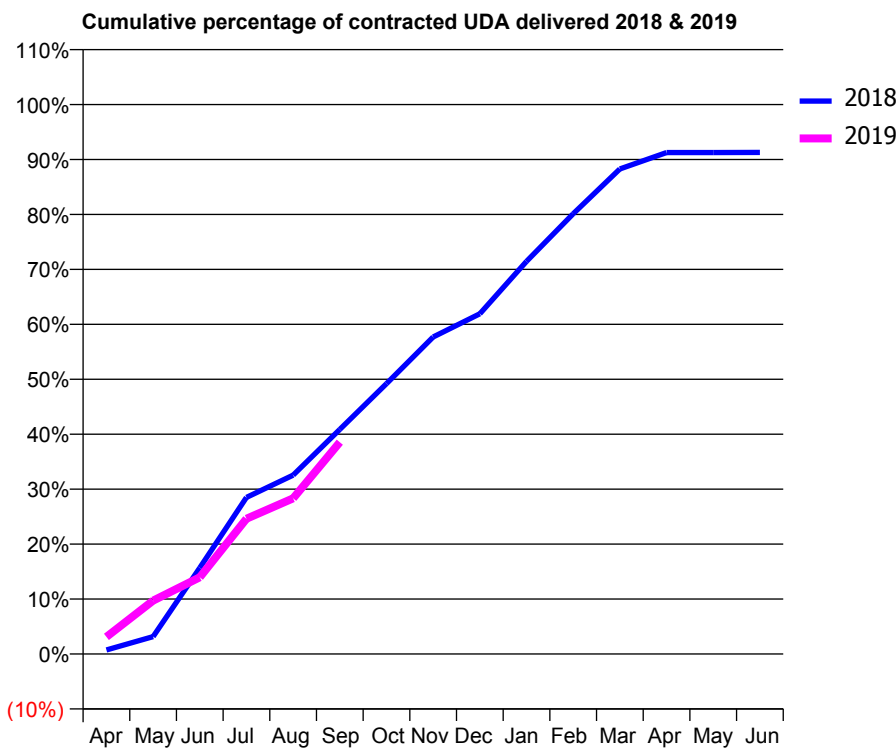
18/19 Contracted general activity (UDA)	20,210
Carry forward general activity (UDA)	0
18/19 Contracted orthodontic activity (UOA)	0
Carry forward orthodontic activity (UOA)	0
Baseline contract value	£521,442.27

ACCESS*

Patients seen in 24 months	Total	Change since previous quarter
Quarter ending September 2017	6,218	
Quarter ending December 2017	6,402	↑
Quarter ending March 2018	6,493	→
Quarter ending June 2018	6,468	→
Quarter ending September 2018	6,455	→
Variance since September 2017	3.8%	↑



ACTIVITY



Month	Adjusted Scheduled Activity (UDA)	
	2018	2019
April	150	633
May	639	1,963
June	3,168	2,822
July	5,761	4,978
August	6,580	5,724
September	8,263	7,792
October	9,944	
November	11,658	
December	12,511	
January	14,443	
February	16,192	
March	17,841	
April	18,444	
May	18,441	
June	18,445	

QUALITY

	Quantity	Base Number	Contract	AT	Region	England
% of FP17s for the same patient ID Re-attending within 3 months - Children	102	1,354	7.5%	11.2%	12.2%	11.6%
% of FP17s for the same patient ID Re-attending within 3 months - Adults	333	2,296	14.5%	16.6%	15.8%	15.5%
% of FP17s for the same patient ID Re-attending between 3 & 9 months - Children	647	1,354	47.8%	54.6%	60.3%	58.8%
% of FP17s for the same patient ID Re-attending between 3 & 9 months - Adults	1,099	2,296	47.9%	45.2%	53.5%	51.1%
% of FP17s for Band 1 Urgent Courses	396	3,375	11.7%	12.0%	9.1%	9.0%
% of FP17s Relating to Free Repair or Replacements	9	3,375	0.3%	0.9%	1.0%	0.8%
% of FP17s Relating to Continuations	14	3,375	0.4%	1.2%	1.0%	0.9%
% of Patients satisfied with the dentistry they have received	1	2	N/A	91.7%	93.6%	93.3%
% of Patients satisfied with the time they had to wait for an appointment	0	2	N/A	89.5%	89.8%	88.9%

* This is based on patients treated on this contract for their most recent course of treatment. Figures in italics indicate the base number of FP17s or Patient Questionnaire responses are less than 100. N/A is shown where the base number of responses is less than 10 during the period. % is calculated as Quantity/Base number*100

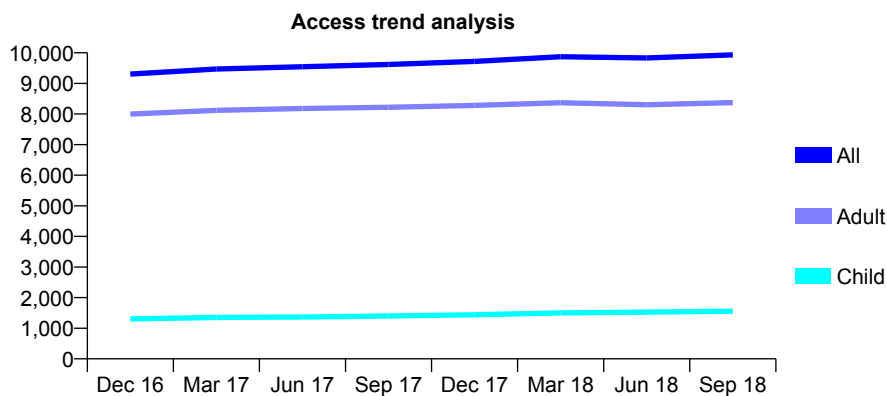
Q48 - Vital Signs At a Glance Contract Report for 907995/0003 - September 2018

Name or company name	MR RJ HOLLINS
Contract type name	GDS Contract
Purpose of contract	General
Contract start date	10/08/2009
Contract end date	

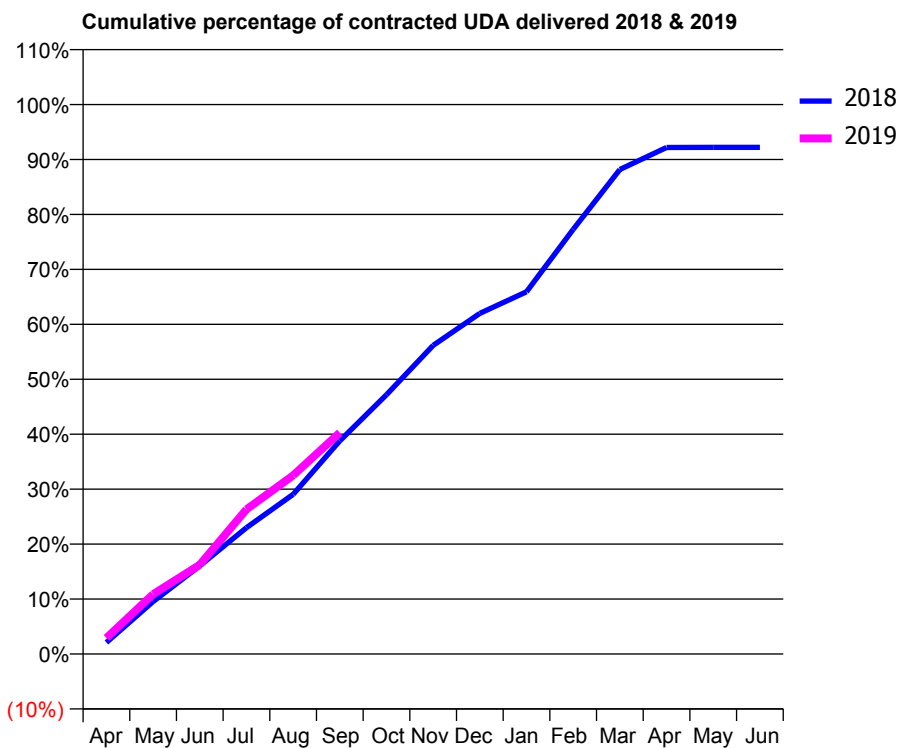
18/19 Contracted general activity (UDA)	28,000
Carry forward general activity (UDA)	0
18/19 Contracted orthodontic activity (UOA)	0
Carry forward orthodontic activity (UOA)	0
Baseline contract value	£797,164.15

ACCESS*

Patients seen in 24 months	Total	Change since previous quarter
Quarter ending September 2017	9,619	
Quarter ending December 2017	9,717	→
Quarter ending March 2018	9,870	→
Quarter ending June 2018	9,831	→
Quarter ending September 2018	9,931	→
Variance since September 2017	3.2%	↑



ACTIVITY



Month	Adjusted Scheduled Activity (UDA)	
	2018	2019
April	588	817
May	2,673	3,048
June	4,497	4,547
July	6,438	7,368
August	8,139	9,100
September	10,862	11,279
October	13,213	
November	15,724	
December	17,358	
January	18,456	
February	21,637	
March	24,690	
April	25,809	
May	25,815	
June	25,814	

QUALITY

	Quantity	Base Number	Contract	AT	Region	England
% of FP17s for the same patient ID Re-attending within 3 months - Children	90	1,018	8.8%	11.2%	12.2%	11.6%
% of FP17s for the same patient ID Re-attending within 3 months - Adults	812	4,724	17.2%	16.6%	15.8%	15.5%
% of FP17s for the same patient ID Re-attending between 3 & 9 months - Children	481	1,018	47.2%	54.6%	60.3%	58.8%
% of FP17s for the same patient ID Re-attending between 3 & 9 months - Adults	1,849	4,724	39.1%	45.2%	53.5%	51.1%
% of FP17s for Band 1 Urgent Courses	715	5,321	13.4%	12.0%	9.1%	9.0%
% of FP17s Relating to Free Repair or Replacements	41	5,321	0.8%	0.9%	1.0%	0.8%
% of FP17s Relating to Continuations	101	5,321	1.9%	1.2%	1.0%	0.9%
% of Patients satisfied with the dentistry they have received	9	9	N/A	91.7%	93.6%	93.3%
% of Patients satisfied with the time they had to wait for an appointment	8	9	N/A	89.5%	89.8%	88.9%

* This is based on patients treated on this contract for their most recent course of treatment. Figures in italics indicate the base number of FP17s or Patient Questionnaire responses are less than 100. N/A is shown where the base number of responses is less than 10 during the period. % is calculated as Quantity/Base number*100

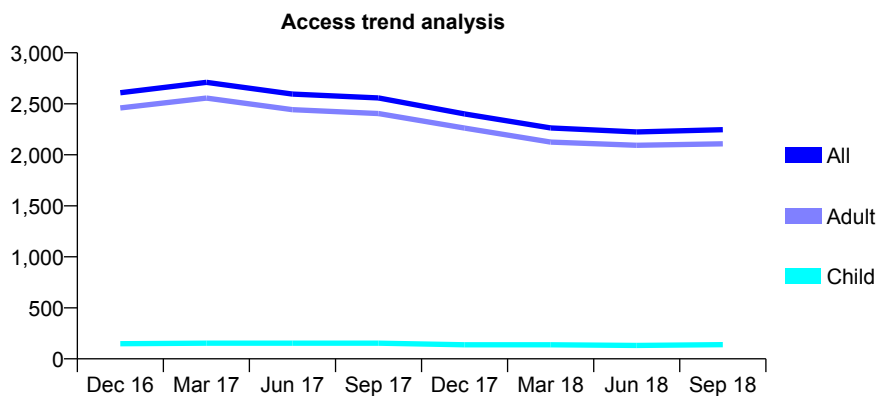
Q48 - Vital Signs At a Glance Contract Report for 907995/0005 - September 2018

Name or company name	MR RJ HOLLINS
Contract type name	PDS Contract
Purpose of contract	General
Contract start date	01/09/2012
Contract end date	31/03/2020

18/19 Contracted general activity (UDA)	3,674
Carry forward general activity (UDA)	0
18/19 Contracted orthodontic activity (UOA)	0
Carry forward orthodontic activity (UOA)	0
Baseline contract value	£240,907.83

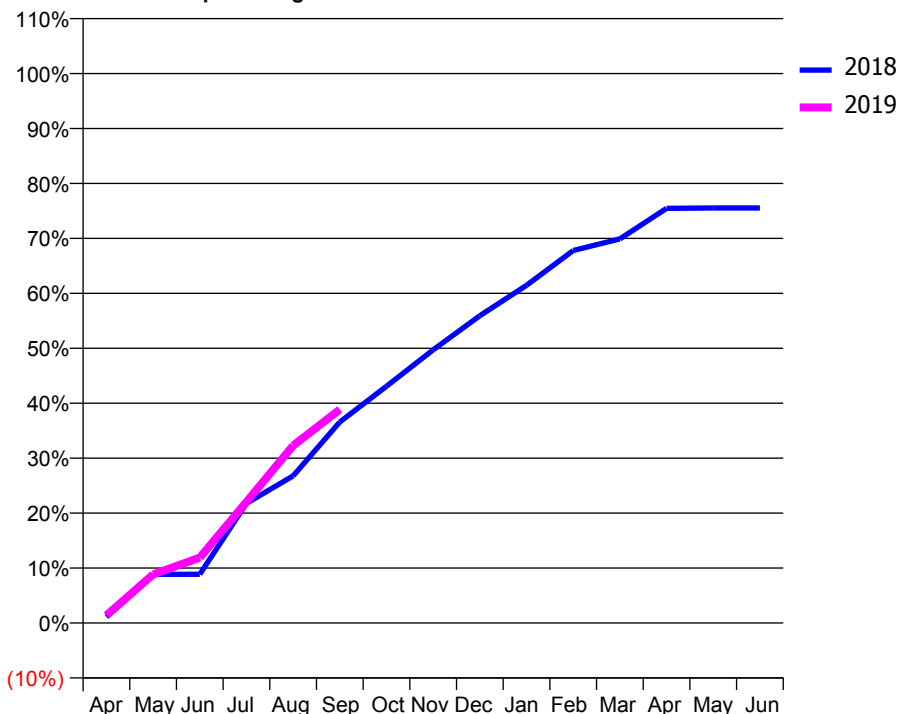
ACCESS*

Patients seen in 24 months	Total	Change since previous quarter
Quarter ending September 2017	2,558	
Quarter ending December 2017	2,400	↓
Quarter ending March 2018	2,263	↓
Quarter ending June 2018	2,224	↓
Quarter ending September 2018	2,247	→
Variance since September 2017	(12.2%)	↓



ACTIVITY

Cumulative percentage of contracted UDA delivered 2018 & 2019



Adjusted Scheduled Activity (UDA)

Month	2018	2019
April	41	52
May	326	325
June	326	438
July	800	810
August	984	1,186
September	1,344	1,427
October	1,583	
November	1,827	
December	2,054	
January	2,258	
February	2,491	
March	2,568	
April	2,773	
May	2,775	
June	2,775	

QUALITY

	Quantity	Base Number	Contract	AT	Region	England
% of FP17s for the same patient ID Re-attending within 3 months - Children	2	118	1.7%	11.2%	12.2%	11.6%
% of FP17s for the same patient ID Re-attending within 3 months - Adults	42	1,230	3.4%	16.6%	15.8%	15.5%
% of FP17s for the same patient ID Re-attending between 3 & 9 months - Children	0	118	0.0%	54.6%	60.3%	58.8%
% of FP17s for the same patient ID Re-attending between 3 & 9 months - Adults	33	1,230	2.7%	45.2%	53.5%	51.1%
% of FP17s for Band 1 Urgent Courses	1,162	1,173	99.1%	12.0%	9.1%	9.0%
% of FP17s Relating to Free Repair or Replacements	0	1,173	0.0%	0.9%	1.0%	0.8%
% of FP17s Relating to Continuations	0	1,173	0.0%	1.2%	1.0%	0.9%
% of Patients satisfied with the dentistry they have received	0	0	N/A	91.7%	93.6%	93.3%
% of Patients satisfied with the time they had to wait for an appointment	0	0	N/A	89.5%	89.8%	88.9%

* This is based on patients treated on this contract for their most recent course of treatment. Figures in italics indicate the base number of FP17s or Patient Questionnaire responses are less than 100. N/A is shown where the base number of responses is less than 10 during the period. % is calculated as Quantity/Base number*100

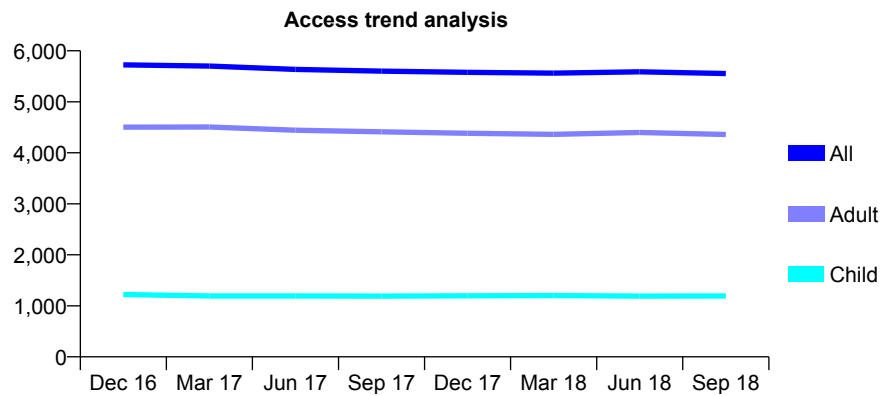
Q48 - Vital Signs At a Glance Contract Report for 909572/0001 - September 2018

Name or company name	MRS JC DUNNINGS
Contract type name	GDS Contract
Purpose of contract	General
Contract start date	01/04/2006
Contract end date	

18/19 Contracted general activity (UDA)	19,259
Carry forward general activity (UDA)	540
18/19 Contracted orthodontic activity (UOA)	0
Carry forward orthodontic activity (UOA)	0
Baseline contract value	£577,826.08

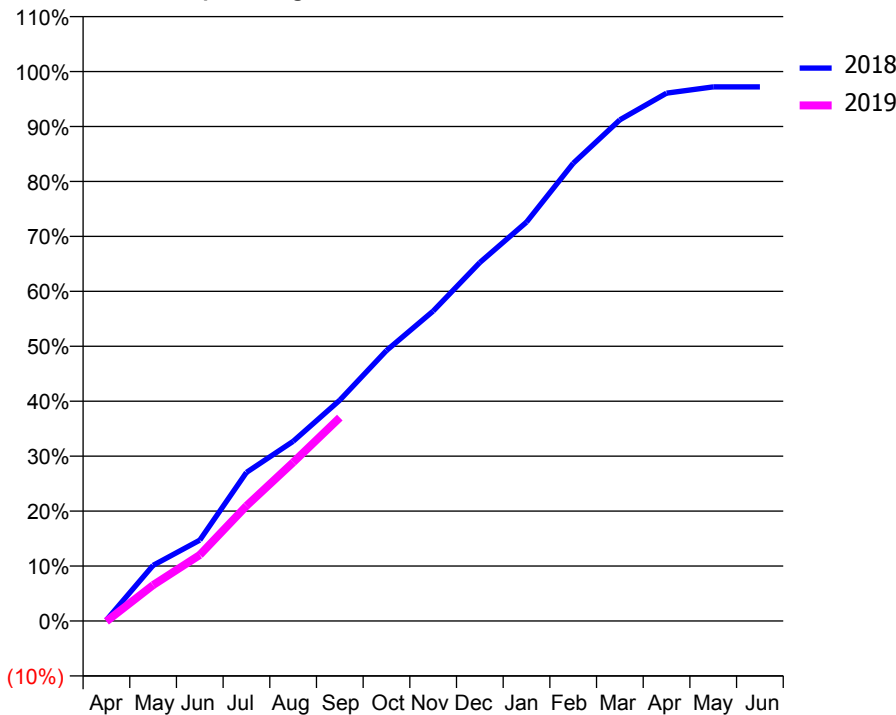
ACCESS*

Patients seen in 24 months	Total	Change since previous quarter
Quarter ending September 2017	5,601	
Quarter ending December 2017	5,579	→
Quarter ending March 2018	5,563	→
Quarter ending June 2018	5,588	→
Quarter ending September 2018	5,554	→
Variance since September 2017	(0.8%)	→



ACTIVITY

Cumulative percentage of contracted UDA delivered 2018 & 2019



Month	Adjusted Scheduled Activity (UDA)	
	2018	2019
April	36	-14
May	1,952	1,258
June	2,834	2,314
July	5,209	4,036
August	6,298	5,559
September	7,742	7,129
October	9,482	
November	10,863	
December	12,563	
January	13,982	
February	16,040	
March	17,565	
April	18,499	
May	18,719	
June	18,719	

QUALITY

	Quantity	Base Number	Contract	AT	Region	England
% of FP17s for the same patient ID Re-attending within 3 months - Children	98	1,053	9.3%	11.2%	12.2%	11.6%
% of FP17s for the same patient ID Re-attending within 3 months - Adults	517	2,946	17.5%	16.6%	15.8%	15.5%
% of FP17s for the same patient ID Re-attending between 3 & 9 months - Children	734	1,053	69.7%	54.6%	60.3%	58.8%
% of FP17s for the same patient ID Re-attending between 3 & 9 months - Adults	842	2,946	28.6%	45.2%	53.5%	51.1%
% of FP17s for Band 1 Urgent Courses	470	3,561	13.2%	12.0%	9.1%	9.0%
% of FP17s Relating to Free Repair or Replacements	63	3,561	1.8%	0.9%	1.0%	0.8%
% of FP17s Relating to Continuations	48	3,561	1.3%	1.2%	1.0%	0.9%
% of Patients satisfied with the dentistry they have received	11	11	100.0%	91.7%	93.6%	93.3%
% of Patients satisfied with the time they had to wait for an appointment	11	11	100.0%	89.5%	89.8%	88.9%

* This is based on patients treated on this contract for their most recent course of treatment. Figures in italics indicate the base number of FP17s or Patient Questionnaire responses are less than 100. N/A is shown where the base number of responses is less than 10 during the period. % is calculated as Quantity/Base number*100

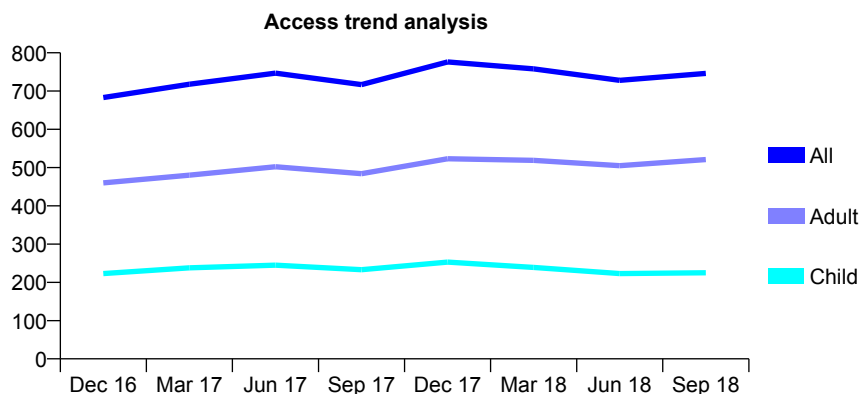
Q48 - Vital Signs At a Glance Contract Report for 914509/0001 - September 2018

Name or company name	MISS LS HUSAIN
Contract type name	GDS Contract
Purpose of contract	General
Contract start date	01/04/2006
Contract end date	

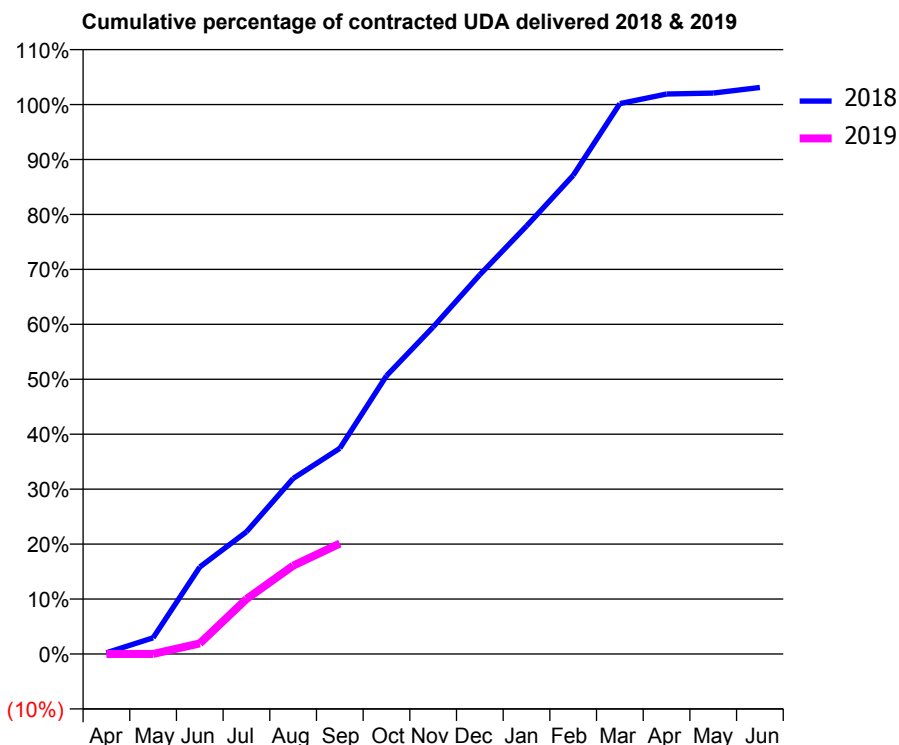
18/19 Contracted general activity (UDA)	2,656
Carry forward general activity (UDA)	0
18/19 Contracted orthodontic activity (UOA)	0
Carry forward orthodontic activity (UOA)	0
Baseline contract value	£135,159.13

ACCESS*

Patients seen in 24 months	Total	Change since previous quarter
Quarter ending September 2017	717	
Quarter ending December 2017	776	↑
Quarter ending March 2018	758	↓
Quarter ending June 2018	728	↓
Quarter ending September 2018	746	↑
Variance since September 2017	4.0%	↑



ACTIVITY



Month	Adjusted Scheduled Activity (UDA)	
	2018	2019
April	6	0
May	78	0
June	420	51
July	591	266
August	848	427
September	994	534
October	1,345	
November	1,580	
December	1,834	
January	2,069	
February	2,314	
March	2,660	
April	2,707	
May	2,711	
June	2,738	

QUALITY

	Quantity	Base Number	Contract	AT	Region	England
% of FP17s for the same patient ID Re-attending within 3 months - Children	6	115	5.2%	11.2%	12.2%	11.6%
% of FP17s for the same patient ID Re-attending within 3 months - Adults	15	159	9.4%	16.6%	15.8%	15.5%
% of FP17s for the same patient ID Re-attending between 3 & 9 months - Children	79	115	68.7%	54.6%	60.3%	58.8%
% of FP17s for the same patient ID Re-attending between 3 & 9 months - Adults	81	159	50.9%	45.2%	53.5%	51.1%
% of FP17s for Band 1 Urgent Courses	15	244	6.1%	12.0%	9.1%	9.0%
% of FP17s Relating to Free Repair or Replacements	1	244	0.4%	0.9%	1.0%	0.8%
% of FP17s Relating to Continuations	0	244	0.0%	1.2%	1.0%	0.9%
% of Patients satisfied with the dentistry they have received	1	1	N/A	91.7%	93.6%	93.3%
% of Patients satisfied with the time they had to wait for an appointment	1	1	N/A	89.5%	89.8%	88.9%

* This is based on patients treated on this contract for their most recent course of treatment. Figures in italics indicate the base number of FP17s or Patient Questionnaire responses are less than 100. N/A is shown where the base number of responses is less than 10 during the period. % is calculated as Quantity/Base number*100

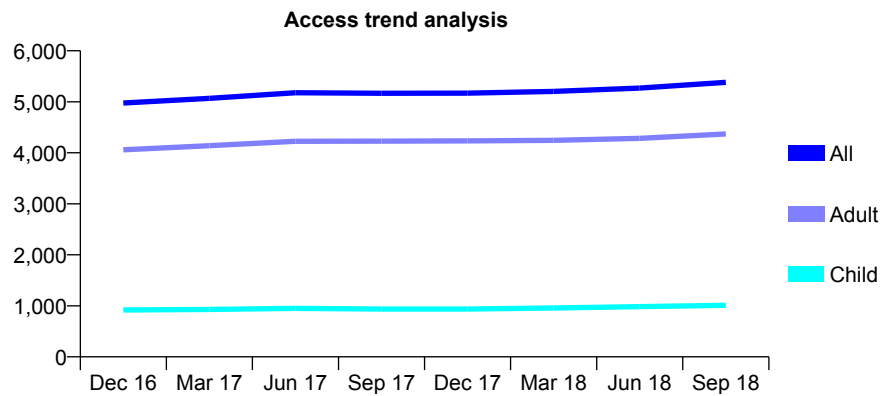
Q48 - Vital Signs At a Glance Contract Report for 916625/0001 - September 2018

Name or company name	MR S ORME
Contract type name	GDS Contract
Purpose of contract	General
Contract start date	01/04/2006
Contract end date	

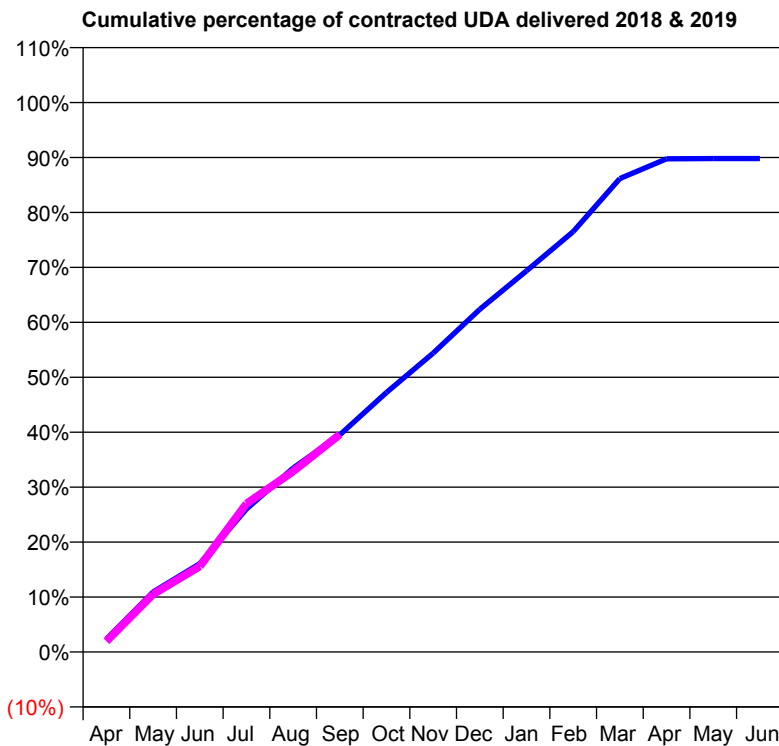
18/19 Contracted general activity (UDA)	19,957
Carry forward general activity (UDA)	0
18/19 Contracted orthodontic activity (UOA)	0
Carry forward orthodontic activity (UOA)	0
Baseline contract value	£636,109.15

ACCESS*

Patients seen in 24 months	Total	Change since previous quarter
Quarter ending September 2017	5,167	
Quarter ending December 2017	5,171	→
Quarter ending March 2018	5,203	→
Quarter ending June 2018	5,268	→
Quarter ending September 2018	5,381	↑
Variance since September 2017	4.1%	↑



ACTIVITY



Adjusted Scheduled Activity (UDA)		
Month	2018	2019
April	473	392
May	2,183	2,100
June	3,208	3,113
July	5,194	5,386
August	6,679	6,561
September	7,885	7,903
October	9,429	
November	10,854	
December	12,448	
January	13,846	
February	15,267	
March	17,194	
April	17,914	
May	17,921	
June	17,921	

QUALITY

	Quantity	Base Number	Contract	AT	Region	England
% of FP17s for the same patient ID Re-attending within 3 months - Children	66	886	7.4%	11.2%	12.2%	11.6%
% of FP17s for the same patient ID Re-attending within 3 months - Adults	442	2,801	15.8%	16.6%	15.8%	15.5%
% of FP17s for the same patient ID Re-attending between 3 & 9 months - Children	595	886	67.2%	54.6%	60.3%	58.8%
% of FP17s for the same patient ID Re-attending between 3 & 9 months - Adults	1,042	2,801	37.2%	45.2%	53.5%	51.1%
% of FP17s for Band 1 Urgent Courses	188	3,395	5.5%	12.0%	9.1%	9.0%
% of FP17s Relating to Free Repair or Replacements	89	3,395	2.6%	0.9%	1.0%	0.8%
% of FP17s Relating to Continuations	32	3,395	0.9%	1.2%	1.0%	0.9%
% of Patients satisfied with the dentistry they have received	3	4	N/A	91.7%	93.6%	93.3%
% of Patients satisfied with the time they had to wait for an appointment	4	4	N/A	89.5%	89.8%	88.9%

* This is based on patients treated on this contract for their most recent course of treatment. Figures in italics indicate the base number of FP17s or Patient Questionnaire responses are less than 100. N/A is shown where the base number of responses is less than 10 during the period. % is calculated as Quantity/Base number*100

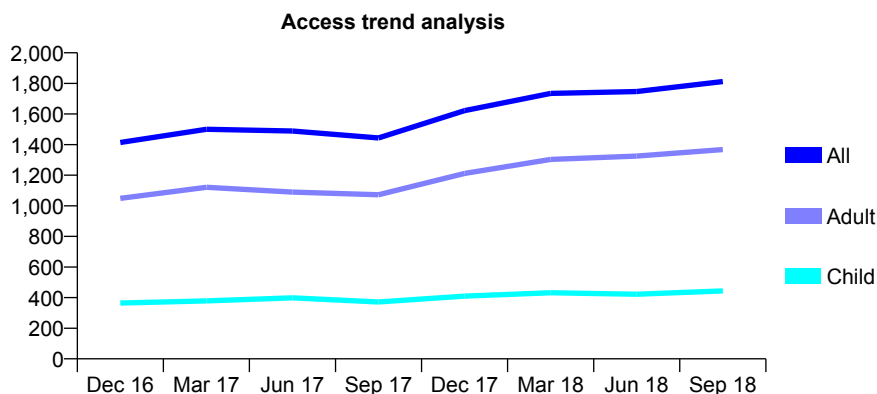
Q48 - Vital Signs At a Glance Contract Report for 916757/0004 - September 2018

Name or company name	MR KJ KHAN
Contract type name	GDS Contract
Purpose of contract	General
Contract start date	01/04/2007
Contract end date	

18/19 Contracted general activity (UDA)	3,428
Carry forward general activity (UDA)	0
18/19 Contracted orthodontic activity (UOA)	0
Carry forward orthodontic activity (UOA)	0
Baseline contract value	£88,445.81

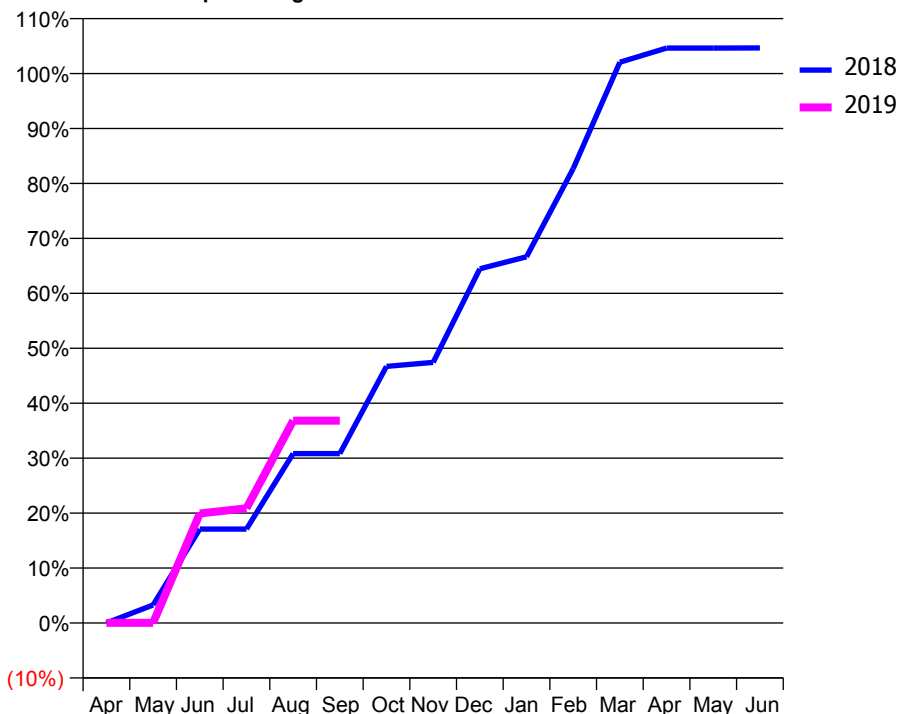
ACCESS*

Patients seen in 24 months	Total	Change since previous quarter
Quarter ending September 2017	1,444	
Quarter ending December 2017	1,622	↑
Quarter ending March 2018	1,735	↑
Quarter ending June 2018	1,747	→
Quarter ending September 2018	1,812	↑
Variance since September 2017	25.5%	↑



ACTIVITY

Cumulative percentage of contracted UDA delivered 2018 & 2019



Month	Adjusted Scheduled Activity (UDA)	
	2018	2019
April	0	1
May	113	1
June	586	683
July	586	716
August	1,057	1,263
September	1,057	1,263
October	1,601	
November	1,626	
December	2,210	
January	2,285	
February	2,834	
March	3,499	
April	3,586	
May	3,586	
June	3,588	

QUALITY

	Quantity	Base Number	Contract	AT	Region	England
% of FP17s for the same patient ID Re-attending within 3 months - Children	7	153	4.6%	11.2%	12.2%	11.6%
% of FP17s for the same patient ID Re-attending within 3 months - Adults	59	511	11.5%	16.6%	15.8%	15.5%
% of FP17s for the same patient ID Re-attending between 3 & 9 months - Children	54	153	35.3%	54.6%	60.3%	58.8%
% of FP17s for the same patient ID Re-attending between 3 & 9 months - Adults	167	511	32.7%	45.2%	53.5%	51.1%
% of FP17s for Band 1 Urgent Courses	52	605	8.6%	12.0%	9.1%	9.0%
% of FP17s Relating to Free Repair or Replacements	0	605	0.0%	0.9%	1.0%	0.8%
% of FP17s Relating to Continuations	2	605	0.3%	1.2%	1.0%	0.9%
% of Patients satisfied with the dentistry they have received	0	0	N/A	91.7%	93.6%	93.3%
% of Patients satisfied with the time they had to wait for an appointment	0	0	N/A	89.5%	89.8%	88.9%

* This is based on patients treated on this contract for their most recent course of treatment. Figures in italics indicate the base number of FP17s or Patient Questionnaire responses are less than 100. N/A is shown where the base number of responses is less than 10 during the period. % is calculated as Quantity/Base number*100

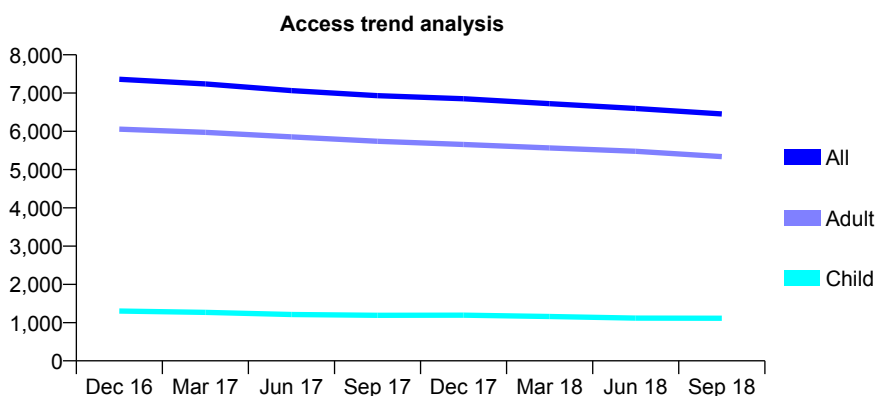
Q48 - Vital Signs At a Glance Contract Report for 931144/0002 - September 2018

Name or company name	ROE LANE FAMILY DENTAL PRACTICE F
Contract type name	GDS Contract
Purpose of contract	General
Contract start date	01/02/2015
Contract end date	

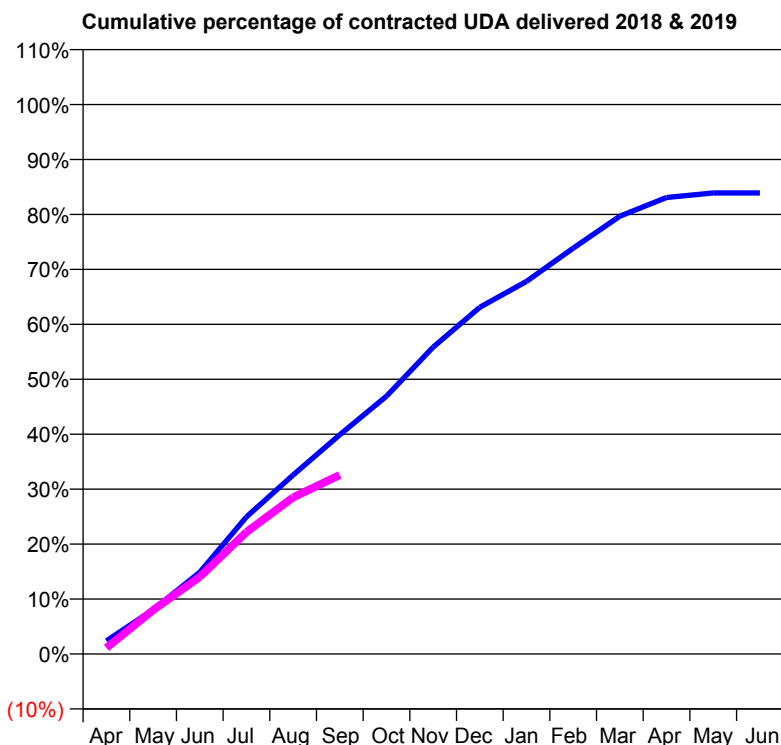
18/19 Contracted general activity (UDA)	25,170
Carry forward general activity (UDA)	0
18/19 Contracted orthodontic activity (UOA)	0
Carry forward orthodontic activity (UOA)	0
Baseline contract value	£788,458.53

ACCESS*

Patients seen in 24 months	Total	Change since previous quarter
Quarter ending September 2017	6,931	
Quarter ending December 2017	6,850	↓
Quarter ending March 2018	6,723	↓
Quarter ending June 2018	6,597	↓
Quarter ending September 2018	6,454	↓
Variance since September 2017	(6.9%)	↓



ACTIVITY



Month	Adjusted Scheduled Activity (UDA)	
	2018	2019
April	603	286
May	2,028	2,014
June	3,748	3,535
July	6,281	5,583
August	8,198	7,174
September	10,046	8,200
October	11,812	
November	14,057	
December	15,883	
January	17,072	
February	18,592	
March	20,057	
April	20,911	
May	21,117	
June	21,119	

QUALITY

	Quantity	Base Number	Contract	AT	Region	England
% of FP17s for the same patient ID Re-attending within 3 months - Children	67	875	7.7%	11.2%	12.2%	11.6%
% of FP17s for the same patient ID Re-attending within 3 months - Adults	695	4,374	15.9%	16.6%	15.8%	15.5%
% of FP17s for the same patient ID Re-attending between 3 & 9 months - Children	533	875	60.9%	54.6%	60.3%	58.8%
% of FP17s for the same patient ID Re-attending between 3 & 9 months - Adults	2,779	4,374	63.5%	45.2%	53.5%	51.1%
% of FP17s for Band 1 Urgent Courses	430	4,743	9.1%	12.0%	9.1%	9.0%
% of FP17s Relating to Free Repair or Replacements	37	4,743	0.8%	0.9%	1.0%	0.8%
% of FP17s Relating to Continuations	123	4,743	2.6%	1.2%	1.0%	0.9%
% of Patients satisfied with the dentistry they have received	12	13	92.3%	91.7%	93.6%	93.3%
% of Patients satisfied with the time they had to wait for an appointment	11	13	84.6%	89.5%	89.8%	88.9%

* This is based on patients treated on this contract for their most recent course of treatment. Figures in italics indicate the base number of FP17s or Patient Questionnaire responses are less than 100. N/A is shown where the base number of responses is less than 10 during the period. % is calculated as Quantity/Base number*100

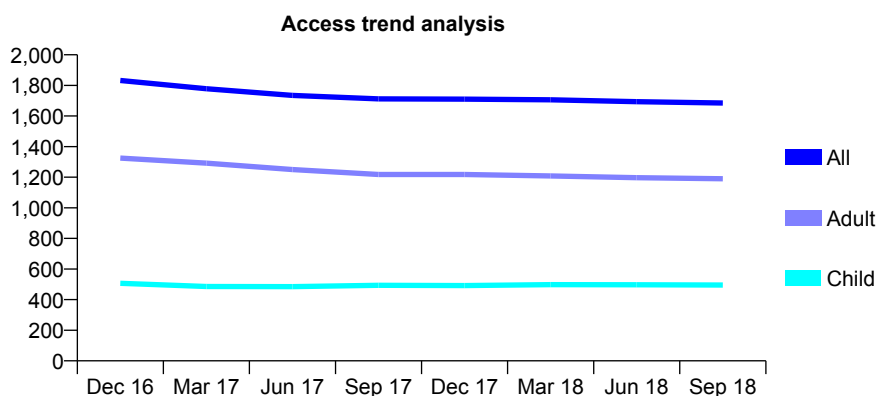
Q48 - Vital Signs At a Glance Contract Report for 935581/0002 - September 2018

Name or company name	MR MH AL-SHARKAWI
Contract type name	GDS Contract
Purpose of contract	General
Contract start date	01/04/2006
Contract end date	

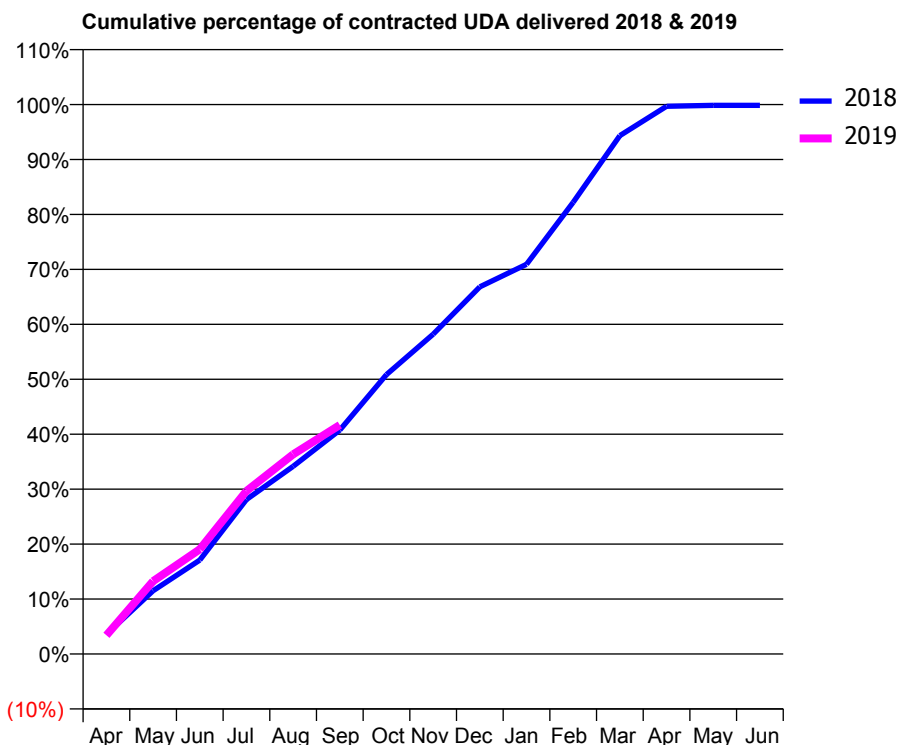
18/19 Contracted general activity (UDA)	4,685
Carry forward general activity (UDA)	7
18/19 Contracted orthodontic activity (UOA)	0
Carry forward orthodontic activity (UOA)	0
Baseline contract value	£128,574.66

ACCESS*

Patients seen in 24 months	Total	Change since previous quarter
Quarter ending September 2017	1,712	
Quarter ending December 2017	1,710	→
Quarter ending March 2018	1,706	→
Quarter ending June 2018	1,694	→
Quarter ending September 2018	1,685	→
Variance since September 2017	(1.6%)	↓



ACTIVITY



Month	Adjusted Scheduled Activity (UDA)	
	2018	2019
April	168	160
May	540	621
June	800	893
July	1,317	1,390
August	1,600	1,702
September	1,909	1,952
October	2,382	
November	2,727	
December	3,130	
January	3,322	
February	3,852	
March	4,419	
April	4,670	
May	4,678	
June	4,678	

QUALITY

	Quantity	Base Number	Contract	AT	Region	England
% of FP17s for the same patient ID Re-attending within 3 months - Children	10	221	4.5%	11.2%	12.2%	11.6%
% of FP17s for the same patient ID Re-attending within 3 months - Adults	53	571	9.3%	16.6%	15.8%	15.5%
% of FP17s for the same patient ID Re-attending between 3 & 9 months - Children	65	221	29.4%	54.6%	60.3%	58.8%
% of FP17s for the same patient ID Re-attending between 3 & 9 months - Adults	194	571	34.0%	45.2%	53.5%	51.1%
% of FP17s for Band 1 Urgent Courses	32	706	4.5%	12.0%	9.1%	9.0%
% of FP17s Relating to Free Repair or Replacements	2	706	0.3%	0.9%	1.0%	0.8%
% of FP17s Relating to Continuations	2	706	0.3%	1.2%	1.0%	0.9%
% of Patients satisfied with the dentistry they have received	1	1	N/A	91.7%	93.6%	93.3%
% of Patients satisfied with the time they had to wait for an appointment	1	1	N/A	89.5%	89.8%	88.9%

* This is based on patients treated on this contract for their most recent course of treatment. Figures in italics indicate the base number of FP17s or Patient Questionnaire responses are less than 100. N/A is shown where the base number of responses is less than 10 during the period. % is calculated as Quantity/Base number*100

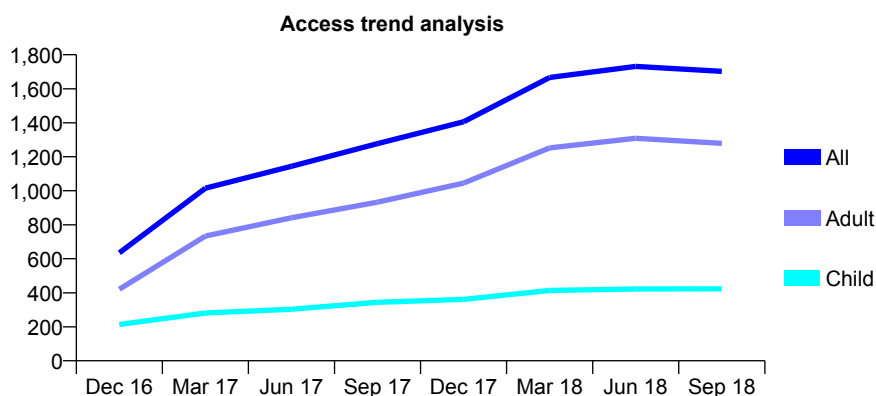
Q49 - Vital Signs At a Glance Contract Report for 100172/0000 - September 2018

Name or company name	No.1 Victoria Terrace Ltd
Contract type name	PDS Contract
Purpose of contract	General
Contract start date	01/07/2016
Contract end date	31/03/2021

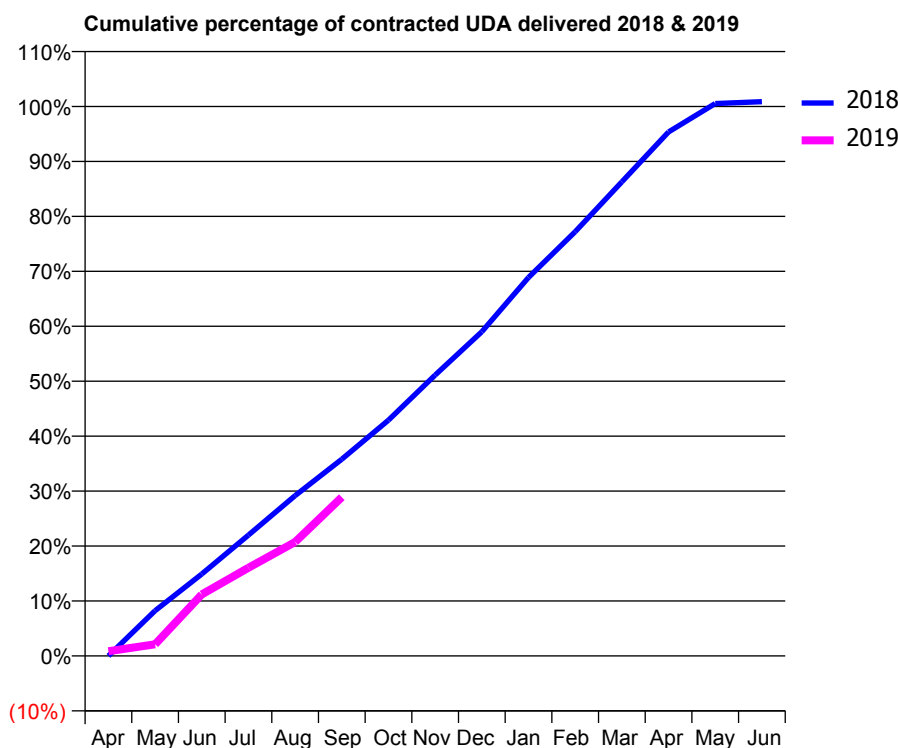
18/19 Contracted general activity (UDA)	4,640
Carry forward general activity (UDA)	-40
18/19 Contracted orthodontic activity (UOA)	0
Carry forward orthodontic activity (UOA)	0
Baseline contract value	£101,140.00

ACCESS*

Patients seen in 24 months	Total	Change since previous quarter
Quarter ending September 2017	1,277	
Quarter ending December 2017	1,406	↑
Quarter ending March 2018	1,666	↑
Quarter ending June 2018	1,731	↑
Quarter ending September 2018	1,702	↓
Variance since September 2017	33.3%	↑



ACTIVITY



Month	Adjusted Scheduled Activity (UDA)	
	2018	2019
April	0	40
May	382	99
June	692	519
July	1,020	745
August	1,354	962
September	1,662	1,341
October	1,992	
November	2,372	
December	2,737	
January	3,196	
February	3,582	
March	4,004	
April	4,425	
May	4,664	
June	4,680	

QUALITY

	Quantity	Base Number	Contract	AT	Region	England
% of FP17s for the same patient ID Re-attending within 3 months - Children	10	270	3.7%	9.8%	12.2%	11.6%
% of FP17s for the same patient ID Re-attending within 3 months - Adults	41	456	9.0%	13.9%	15.8%	15.5%
% of FP17s for the same patient ID Re-attending between 3 & 9 months - Children	125	270	46.3%	56.9%	60.3%	58.8%
% of FP17s for the same patient ID Re-attending between 3 & 9 months - Adults	137	456	30.0%	52.8%	53.5%	51.1%
% of FP17s for Band 1 Urgent Courses	19	471	4.0%	8.0%	9.1%	9.0%
% of FP17s Relating to Free Repair or Replacements	10	471	2.1%	1.1%	1.0%	0.8%
% of FP17s Relating to Continuations	3	471	0.6%	1.2%	1.0%	0.9%
% of Patients satisfied with the dentistry they have received	1	1	N/A	94.7%	93.6%	93.3%
% of Patients satisfied with the time they had to wait for an appointment	1	1	N/A	91.4%	89.8%	88.9%

* This is based on patients treated on this contract for their most recent course of treatment. Figures in italics indicate the base number of FP17s or Patient Questionnaire responses are less than 100. N/A is shown where the base number of responses is less than 10 during the period. % is calculated as Quantity/Base number*100

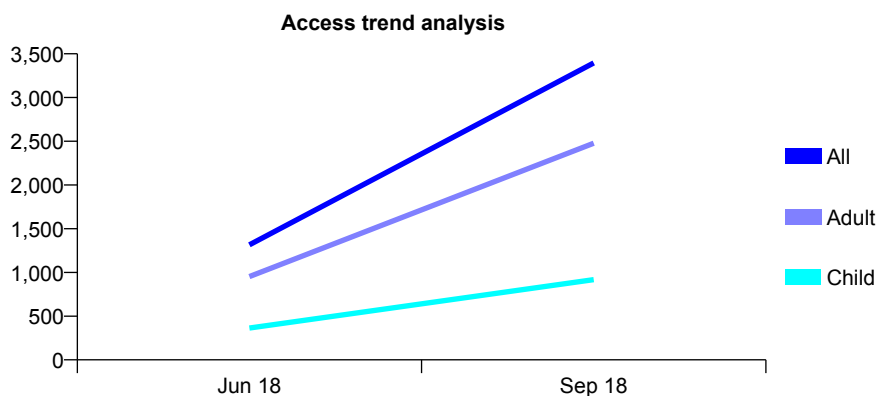
Q49 - Vital Signs At a Glance Contract Report for 100662/0000 - September 2018

Name or company name	Genix Healthcare Ltd
Contract type name	GDS Contract
Purpose of contract	General
Contract start date	01/04/2018
Contract end date	

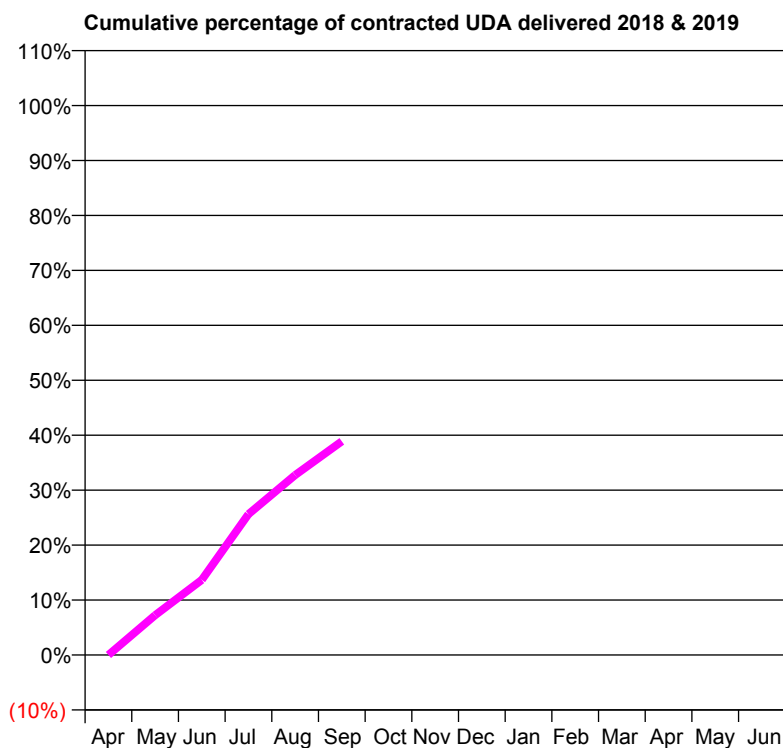
18/19 Contracted general activity (UDA)	21,849
Carry forward general activity (UDA)	0
18/19 Contracted orthodontic activity (UOA)	0
Carry forward orthodontic activity (UOA)	0
Baseline contract value	£542,087.20

ACCESS*

Patients seen in 24 months	Total	Change since previous quarter
Quarter ending September 2017	0	
Quarter ending December 2017	0	
Quarter ending March 2018	0	
Quarter ending June 2018	1,315	↑
Quarter ending September 2018	3,395	↑
Variance since September 2017	N/A	



ACTIVITY



Month	Adjusted Scheduled Activity (UDA)	
	2018	2019
April	0	0
May	0	1,583
June	0	2,987
July	0	5,604
August	0	7,157
September	0	8,495
October	0	
November	0	
December	0	
January	0	
February	0	
March	0	
April	0	
May	0	
June	0	

QUALITY

	Quantity	Base Number	Contract	AT	Region	England
% of FP17s for the same patient ID Re-attending within 3 months - Children	45	986	4.6%	9.8%	12.2%	11.6%
% of FP17s for the same patient ID Re-attending within 3 months - Adults	159	2,624	6.1%	13.9%	15.8%	15.5%
% of FP17s for the same patient ID Re-attending between 3 & 9 months - Children	29	986	2.9%	56.9%	60.3%	58.8%
% of FP17s for the same patient ID Re-attending between 3 & 9 months - Adults	64	2,624	2.4%	52.8%	53.5%	51.1%
% of FP17s for Band 1 Urgent Courses	103	3,610	2.9%	8.0%	9.1%	9.0%
% of FP17s Relating to Free Repair or Replacements	33	3,610	0.9%	1.1%	1.0%	0.8%
% of FP17s Relating to Continuations	14	3,610	0.4%	1.2%	1.0%	0.9%
% of Patients satisfied with the dentistry they have received	1	1	N/A	94.7%	93.6%	93.3%
% of Patients satisfied with the time they had to wait for an appointment	1	1	N/A	91.4%	89.8%	88.9%

* This is based on patients treated on this contract for their most recent course of treatment. Figures in italics indicate the base number of FP17s or Patient Questionnaire responses are less than 100. N/A is shown where the base number of responses is less than 10 during the period. % is calculated as Quantity/Base number*100

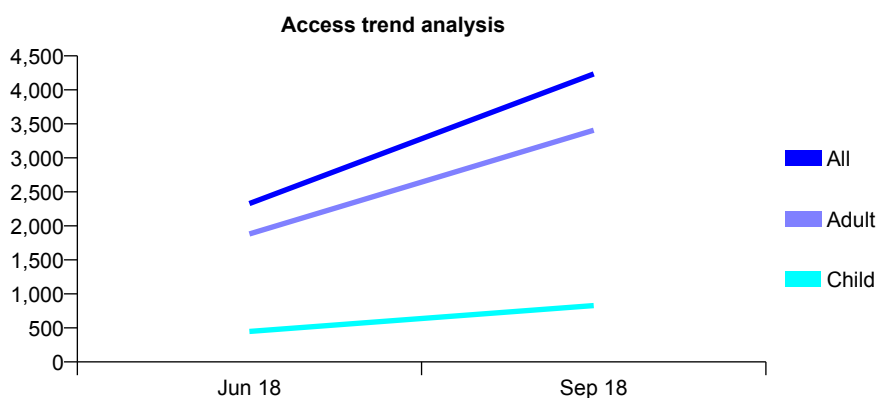
Q49 - Vital Signs At a Glance Contract Report for 100663/0000 - September 2018

Name or company name	Genix Healthcare Ltd
Contract type name	GDS Contract
Purpose of contract	General
Contract start date	01/04/2018
Contract end date	

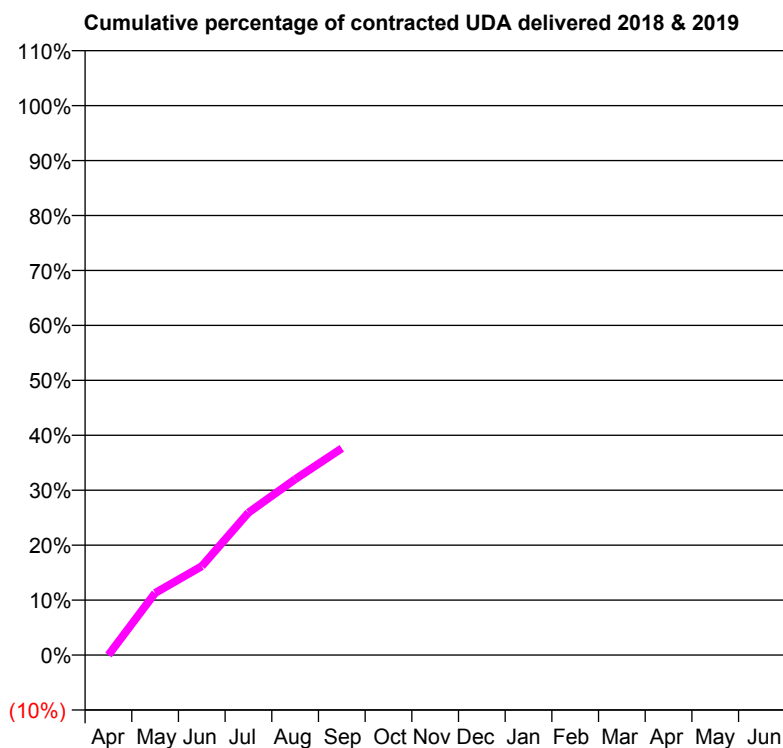
18/19 Contracted general activity (UDA)	21,849
Carry forward general activity (UDA)	0
18/19 Contracted orthodontic activity (UOA)	0
Carry forward orthodontic activity (UOA)	0
Baseline contract value	£542,087.20

ACCESS*

Patients seen in 24 months	Total	Change since previous quarter
Quarter ending September 2017	0	
Quarter ending December 2017	0	
Quarter ending March 2018	0	
Quarter ending June 2018	2,329	↑
Quarter ending September 2018	4,234	↑
Variance since September 2017	N/A	



ACTIVITY



Month	Adjusted Scheduled Activity (UDA)	
	2018	2019
April	0	0
May	0	2,468
June	0	3,535
July	0	5,667
August	0	6,993
September	0	8,223
October	0	
November	0	
December	0	
January	0	
February	0	
March	0	
April	0	
May	0	
June	0	

QUALITY

	Quantity	Base Number	Contract	AT	Region	England
% of FP17s for the same patient ID Re-attending within 3 months - Children	15	858	1.7%	9.8%	12.2%	11.6%
% of FP17s for the same patient ID Re-attending within 3 months - Adults	210	3,682	5.7%	13.9%	15.8%	15.5%
% of FP17s for the same patient ID Re-attending between 3 & 9 months - Children	9	858	1.0%	56.9%	60.3%	58.8%
% of FP17s for the same patient ID Re-attending between 3 & 9 months - Adults	88	3,682	2.4%	52.8%	53.5%	51.1%
% of FP17s for Band 1 Urgent Courses	354	4,540	7.8%	8.0%	9.1%	9.0%
% of FP17s Relating to Free Repair or Replacements	60	4,540	1.3%	1.1%	1.0%	0.8%
% of FP17s Relating to Continuations	38	4,540	0.8%	1.2%	1.0%	0.9%
% of Patients satisfied with the dentistry they have received	1	1	N/A	94.7%	93.6%	93.3%
% of Patients satisfied with the time they had to wait for an appointment	1	1	N/A	91.4%	89.8%	88.9%

* This is based on patients treated on this contract for their most recent course of treatment. Figures in italics indicate the base number of FP17s or Patient Questionnaire responses are less than 100. N/A is shown where the base number of responses is less than 10 during the period. % is calculated as Quantity/Base number*100

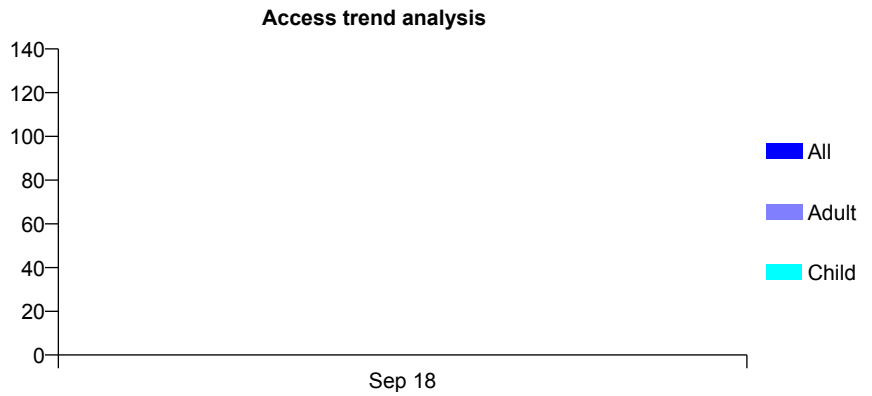
Q49 - Vital Signs At a Glance Contract Report for 100865/0000 - September 2018

Name or company name	MR MA HYDER
Contract type name	GDS Contract
Purpose of contract	General
Contract start date	01/09/2018
Contract end date	

18/19 Contracted general activity (UDA)	2,526
Carry forward general activity (UDA)	0
18/19 Contracted orthodontic activity (UOA)	0
Carry forward orthodontic activity (UOA)	0
Baseline contract value	£63,217.80

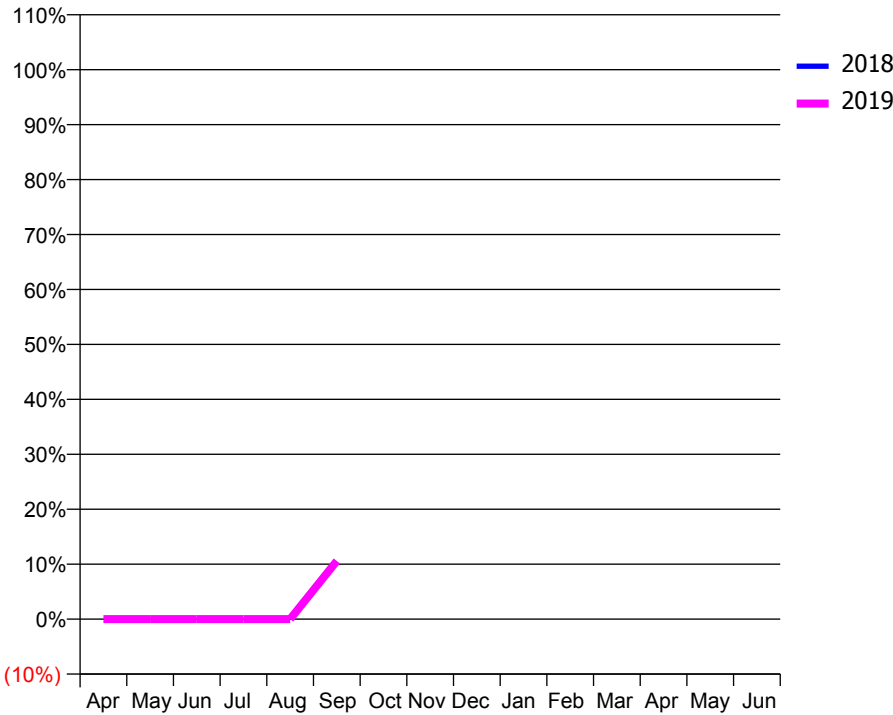
ACCESS*

Patients seen in 24 months	Total	Change since previous quarter
Quarter ending September 2017	0	
Quarter ending December 2017	0	
Quarter ending March 2018	0	
Quarter ending June 2018	0	
Quarter ending September 2018	123	↑
Variance since September 2017	N/A	



ACTIVITY

Cumulative percentage of contracted UDA delivered 2018 & 2019



Month	Adjusted Scheduled Activity (UDA)	
	2018	2019
April	0	0
May	0	0
June	0	0
July	0	0
August	0	0
September	0	268
October	0	
November	0	
December	0	
January	0	
February	0	
March	0	
April	0	
May	0	
June	0	

QUALITY

	Quantity	Base Number	Contract	AT	Region	England
% of FP17s for the same patient ID Re-attending within 3 months - Children	0	25	0.0%	9.8%	12.2%	11.6%
% of FP17s for the same patient ID Re-attending within 3 months - Adults	0	96	0.0%	13.9%	15.8%	15.5%
% of FP17s for the same patient ID Re-attending between 3 & 9 months - Children	0	25	0.0%	56.9%	60.3%	58.8%
% of FP17s for the same patient ID Re-attending between 3 & 9 months - Adults	0	96	0.0%	52.8%	53.5%	51.1%
% of FP17s for Band 1 Urgent Courses	13	121	10.7%	8.0%	9.1%	9.0%
% of FP17s Relating to Free Repair or Replacements	4	121	3.3%	1.1%	1.0%	0.8%
% of FP17s Relating to Continuations	0	121	0.0%	1.2%	1.0%	0.9%
% of Patients satisfied with the dentistry they have received	0	0	N/A	94.7%	93.6%	93.3%
% of Patients satisfied with the time they had to wait for an appointment	0	0	N/A	91.4%	89.8%	88.9%

* This is based on patients treated on this contract for their most recent course of treatment. Figures in italics indicate the base number of FP17s or Patient Questionnaire responses are less than 100. N/A is shown where the base number of responses is less than 10 during the period. % is calculated as Quantity/Base number*100

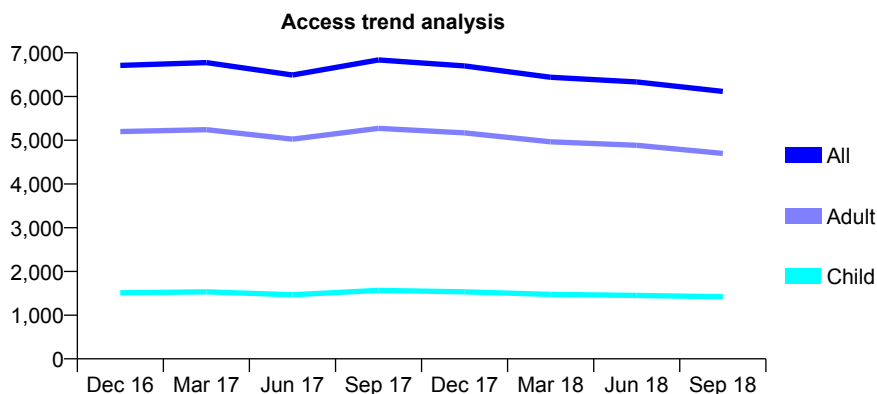
Q49 - Vital Signs At a Glance Contract Report for 101281/0036 - September 2018

Name or company name	OASIS DENTAL CARE LTD
Contract type name	GDS Contract
Purpose of contract	General
Contract start date	01/04/2006
Contract end date	

18/19 Contracted general activity (UDA)	25,973
Carry forward general activity (UDA)	0
18/19 Contracted orthodontic activity (UOA)	0
Carry forward orthodontic activity (UOA)	0
Baseline contract value	£631,834.60

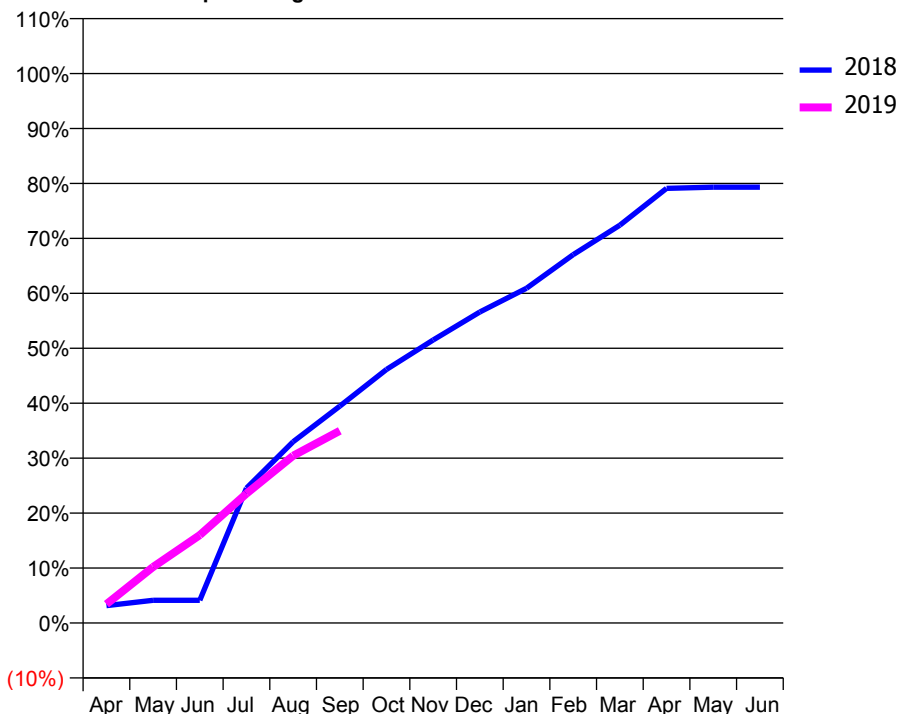
ACCESS*

Patients seen in 24 months	Total	Change since previous quarter
Quarter ending September 2017	6,838	
Quarter ending December 2017	6,701	↓
Quarter ending March 2018	6,441	↓
Quarter ending June 2018	6,333	↓
Quarter ending September 2018	6,118	↓
Variance since September 2017	(10.5%)	↓



ACTIVITY

Cumulative percentage of contracted UDA delivered 2018 & 2019



Month	Adjusted Scheduled Activity (UDA)	
	2018	2019
April	821	889
May	1,072	2,650
June	1,072	4,158
July	6,373	6,118
August	8,572	7,909
September	10,251	9,083
October	11,983	
November	13,380	
December	14,703	
January	15,825	
February	17,411	
March	18,804	
April	20,543	
May	20,599	
June	20,601	

QUALITY

	Quantity	Base Number	Contract	AT	Region	England
% of FP17s for the same patient ID Re-attending within 3 months - Children	67	1,009	6.6%	9.8%	12.2%	11.6%
% of FP17s for the same patient ID Re-attending within 3 months - Adults	548	3,342	16.4%	13.9%	15.8%	15.5%
% of FP17s for the same patient ID Re-attending between 3 & 9 months - Children	456	1,009	45.2%	56.9%	60.3%	58.8%
% of FP17s for the same patient ID Re-attending between 3 & 9 months - Adults	1,633	3,342	48.9%	52.8%	53.5%	51.1%
% of FP17s for Band 1 Urgent Courses	282	3,445	8.2%	8.0%	9.1%	9.0%
% of FP17s Relating to Free Repair or Replacements	42	3,445	1.2%	1.1%	1.0%	0.8%
% of FP17s Relating to Continuations	57	3,445	1.7%	1.2%	1.0%	0.9%
% of Patients satisfied with the dentistry they have received	2	2	N/A	94.7%	93.6%	93.3%
% of Patients satisfied with the time they had to wait for an appointment	1	2	N/A	91.4%	89.8%	88.9%

* This is based on patients treated on this contract for their most recent course of treatment. Figures in italics indicate the base number of FP17s or Patient Questionnaire responses are less than 100. N/A is shown where the base number of responses is less than 10 during the period. % is calculated as Quantity/Base number*100

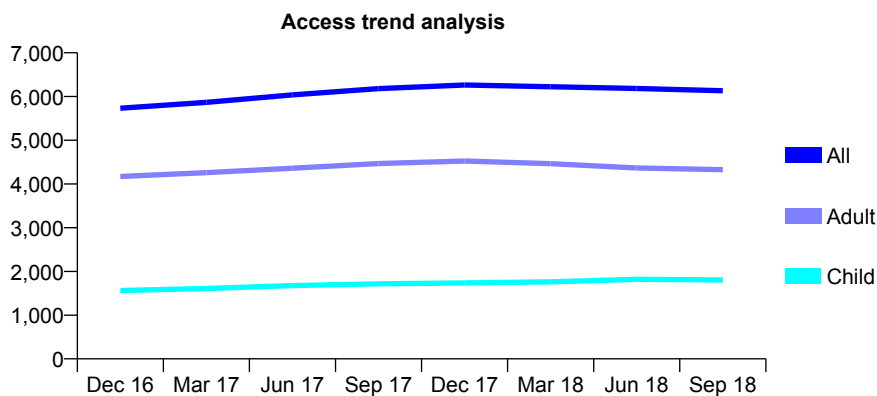
Q49 - Vital Signs At a Glance Contract Report for 101281/0069 - September 2018

Name or company name	OASIS DENTAL CARE LTD
Contract type name	Pilot Contract
Purpose of contract	General and Orthodontic
Contract start date	01/04/2006
Contract end date	

18/19 Contracted general activity (UDA)	23,665
Carry forward general activity (UDA)	0
18/19 Contracted orthodontic activity (UOA)	0
Carry forward orthodontic activity (UOA)	0
Baseline contract value	£619,627.55

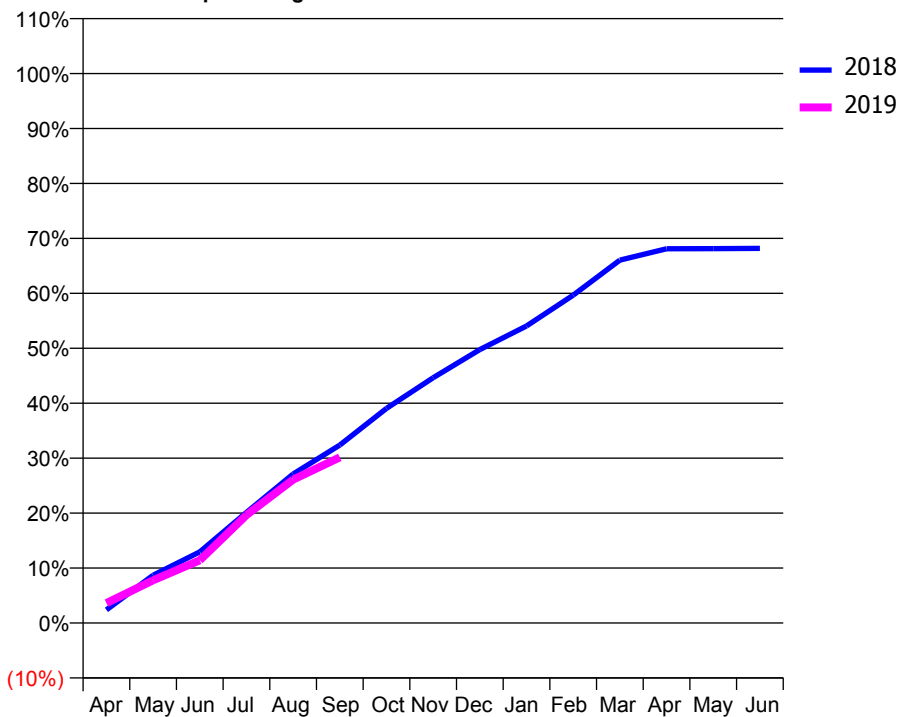
ACCESS*

Patients seen in 24 months	Total	Change since previous quarter
Quarter ending September 2017	6,182	
Quarter ending December 2017	6,262	→
Quarter ending March 2018	6,223	→
Quarter ending June 2018	6,185	→
Quarter ending September 2018	6,133	→
Variance since September 2017	(0.8%)	→



ACTIVITY

Cumulative percentage of contracted UDA delivered 2018 & 2019



Adjusted Scheduled Activity (UDA)

Month	2018	2019
April	567	861
May	2,058	1,842
June	3,065	2,702
July	4,765	4,646
August	6,420	6,178
September	7,663	7,137
October	9,243	
November	10,563	
December	11,777	
January	12,790	
February	14,118	
March	15,627	
April	16,119	
May	16,124	
June	16,133	

QUALITY

	Quantity	Base Number	Contract	AT	Region	England
% of FP17s for the same patient ID Re-attending within 3 months - Children	27	1,093	2.5%	9.8%	12.2%	11.6%
% of FP17s for the same patient ID Re-attending within 3 months - Adults	194	2,308	8.4%	13.9%	15.8%	15.5%
% of FP17s for the same patient ID Re-attending between 3 & 9 months - Children	590	1,093	54.0%	56.9%	60.3%	58.8%
% of FP17s for the same patient ID Re-attending between 3 & 9 months - Adults	1,125	2,308	48.7%	52.8%	53.5%	51.1%
% of FP17s for Band 1 Urgent Courses	21	3,138	0.7%	8.0%	9.1%	9.0%
% of FP17s Relating to Free Repair or Replacements	39	3,138	1.2%	1.1%	1.0%	0.8%
% of FP17s Relating to Continuations	53	3,138	1.7%	1.2%	1.0%	0.9%
% of Patients satisfied with the dentistry they have received	4	4	N/A	94.7%	93.6%	93.3%
% of Patients satisfied with the time they had to wait for an appointment	4	4	N/A	91.4%	89.8%	88.9%

* This is based on patients treated on this contract for their most recent course of treatment. Figures in italics indicate the base number of FP17s or Patient Questionnaire responses are less than 100. N/A is shown where the base number of responses is less than 10 during the period. % is calculated as Quantity/Base number*100

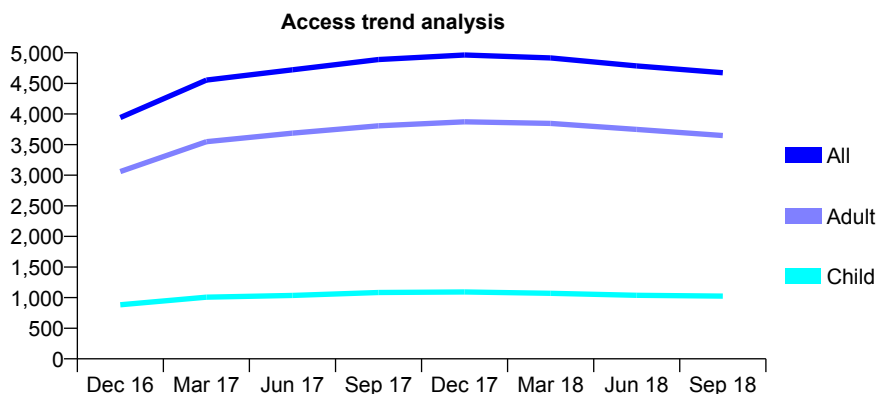
Q49 - Vital Signs At a Glance Contract Report for 101281/0202 - September 2018

Name or company name	OASIS DENTAL CARE LTD
Contract type name	GDS Contract
Purpose of contract	General
Contract start date	18/05/2009
Contract end date	

18/19 Contracted general activity (UDA)	14,000
Carry forward general activity (UDA)	0
18/19 Contracted orthodontic activity (UOA)	0
Carry forward orthodontic activity (UOA)	0
Baseline contract value	£318,906.74

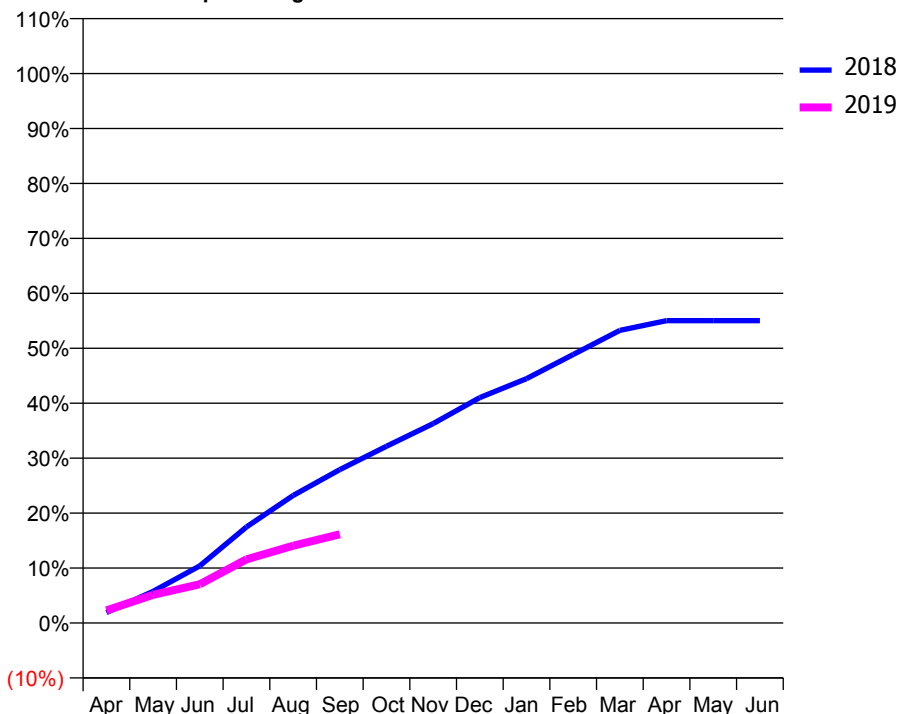
ACCESS*

Patients seen in 24 months	Total	Change since previous quarter
Quarter ending September 2017	4,890	
Quarter ending December 2017	4,965	→
Quarter ending March 2018	4,917	→
Quarter ending June 2018	4,786	↓
Quarter ending September 2018	4,674	↓
Variance since September 2017	(4.4%)	↓



ACTIVITY

Cumulative percentage of contracted UDA delivered 2018 & 2019



Month	Adjusted Scheduled Activity (UDA)	
	2018	2019
April	266	319
May	808	718
June	1,456	986
July	2,447	1,623
August	3,251	1,968
September	3,910	2,260
October	4,502	
November	5,081	
December	5,742	
January	6,226	
February	6,841	
March	7,454	
April	7,704	
May	7,704	
June	7,705	

QUALITY

	Quantity	Base Number	Contract	AT	Region	England
% of FP17s for the same patient ID Re-attending within 3 months - Children	19	356	5.3%	9.8%	12.2%	11.6%
% of FP17s for the same patient ID Re-attending within 3 months - Adults	117	1,187	9.9%	13.9%	15.8%	15.5%
% of FP17s for the same patient ID Re-attending between 3 & 9 months - Children	101	356	28.4%	56.9%	60.3%	58.8%
% of FP17s for the same patient ID Re-attending between 3 & 9 months - Adults	265	1,187	22.3%	52.8%	53.5%	51.1%
% of FP17s for Band 1 Urgent Courses	273	1,386	19.7%	8.0%	9.1%	9.0%
% of FP17s Relating to Free Repair or Replacements	11	1,386	0.8%	1.1%	1.0%	0.8%
% of FP17s Relating to Continuations	14	1,386	1.0%	1.2%	1.0%	0.9%
% of Patients satisfied with the dentistry they have received	1	2	N/A	94.7%	93.6%	93.3%
% of Patients satisfied with the time they had to wait for an appointment	1	2	N/A	91.4%	89.8%	88.9%

* This is based on patients treated on this contract for their most recent course of treatment. Figures in italics indicate the base number of FP17s or Patient Questionnaire responses are less than 100. N/A is shown where the base number of responses is less than 10 during the period. % is calculated as Quantity/Base number*100

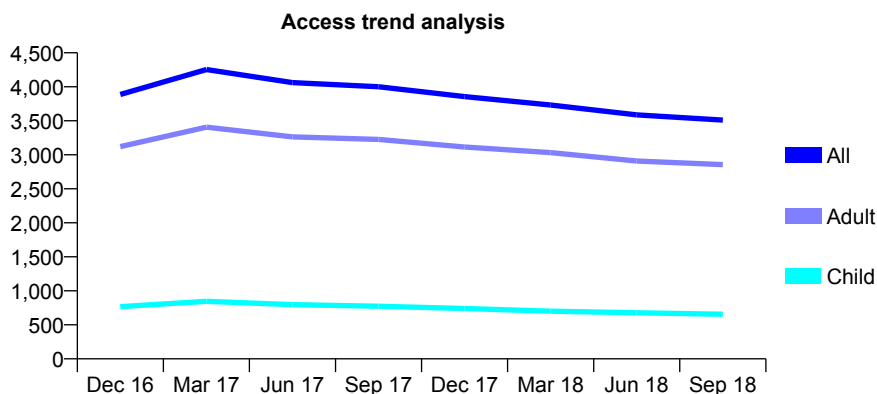
Q49 - Vital Signs At a Glance Contract Report for 101281/0203 - September 2018

Name or company name	OASIS DENTAL CARE LTD
Contract type name	GDS Contract
Purpose of contract	General
Contract start date	18/05/2009
Contract end date	

18/19 Contracted general activity (UDA)	14,000
Carry forward general activity (UDA)	0
18/19 Contracted orthodontic activity (UOA)	0
Carry forward orthodontic activity (UOA)	0
Baseline contract value	£318,906.74

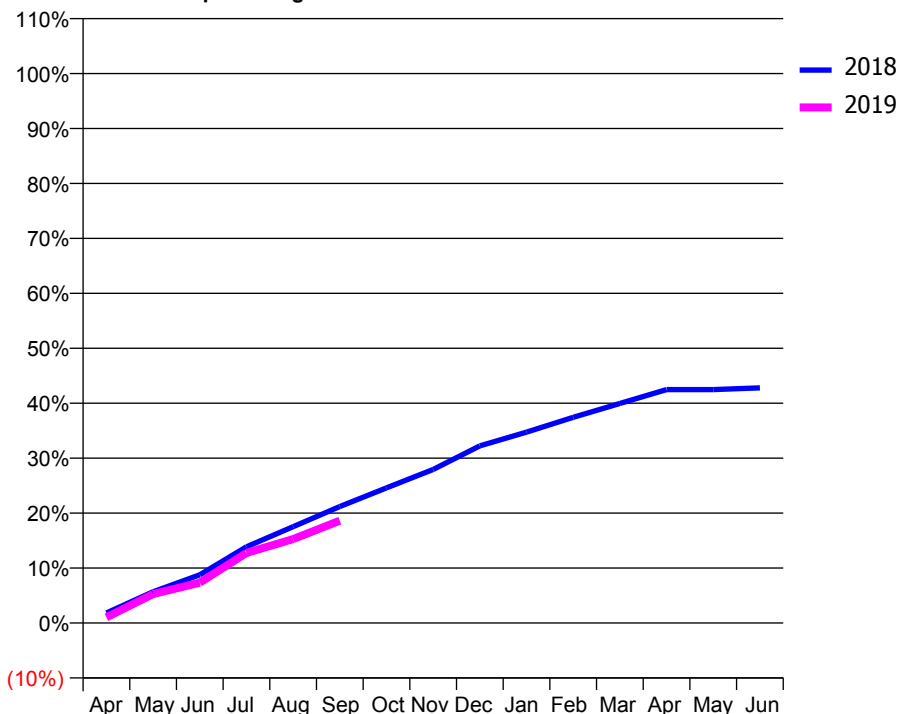
ACCESS*

Patients seen in 24 months	Total	Change since previous quarter
Quarter ending September 2017	4,000	
Quarter ending December 2017	3,856	↓
Quarter ending March 2018	3,732	↓
Quarter ending June 2018	3,587	↓
Quarter ending September 2018	3,511	↓
Variance since September 2017	(12.2%)	↓



ACTIVITY

Cumulative percentage of contracted UDA delivered 2018 & 2019



Month	Adjusted Scheduled Activity (UDA)	
	2018	2019
April	257	144
May	797	739
June	1,227	1,029
July	1,943	1,786
August	2,456	2,139
September	2,968	2,606
October	3,443	
November	3,913	
December	4,513	
January	4,864	
February	5,240	
March	5,592	
April	5,947	
May	5,947	
June	5,990	

QUALITY

	Quantity	Base Number	Contract	AT	Region	England
% of FP17s for the same patient ID Re-attending within 3 months - Children	19	330	5.8%	9.8%	12.2%	11.6%
% of FP17s for the same patient ID Re-attending within 3 months - Adults	131	1,272	10.3%	13.9%	15.8%	15.5%
% of FP17s for the same patient ID Re-attending between 3 & 9 months - Children	63	330	19.1%	56.9%	60.3%	58.8%
% of FP17s for the same patient ID Re-attending between 3 & 9 months - Adults	315	1,272	24.8%	52.8%	53.5%	51.1%
% of FP17s for Band 1 Urgent Courses	227	1,390	16.3%	8.0%	9.1%	9.0%
% of FP17s Relating to Free Repair or Replacements	31	1,390	2.2%	1.1%	1.0%	0.8%
% of FP17s Relating to Continuations	14	1,390	1.0%	1.2%	1.0%	0.9%
% of Patients satisfied with the dentistry they have received	1	1	N/A	94.7%	93.6%	93.3%
% of Patients satisfied with the time they had to wait for an appointment	0	1	N/A	91.4%	89.8%	88.9%

* This is based on patients treated on this contract for their most recent course of treatment. Figures in italics indicate the base number of FP17s or Patient Questionnaire responses are less than 100. N/A is shown where the base number of responses is less than 10 during the period. % is calculated as Quantity/Base number*100

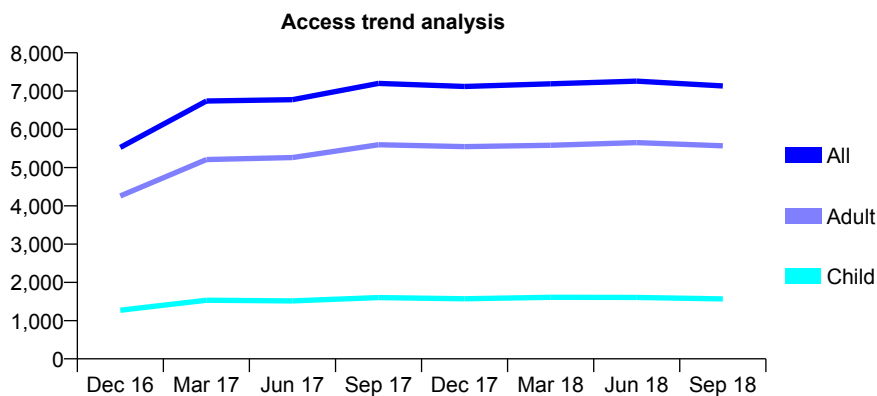
Q49 - Vital Signs At a Glance Contract Report for 101281/0205 - September 2018

Name or company name	OASIS DENTAL CARE LTD
Contract type name	GDS Contract
Purpose of contract	General
Contract start date	04/08/2009
Contract end date	

18/19 Contracted general activity (UDA)	28,000
Carry forward general activity (UDA)	0
18/19 Contracted orthodontic activity (UOA)	0
Carry forward orthodontic activity (UOA)	0
Baseline contract value	£637,813.46

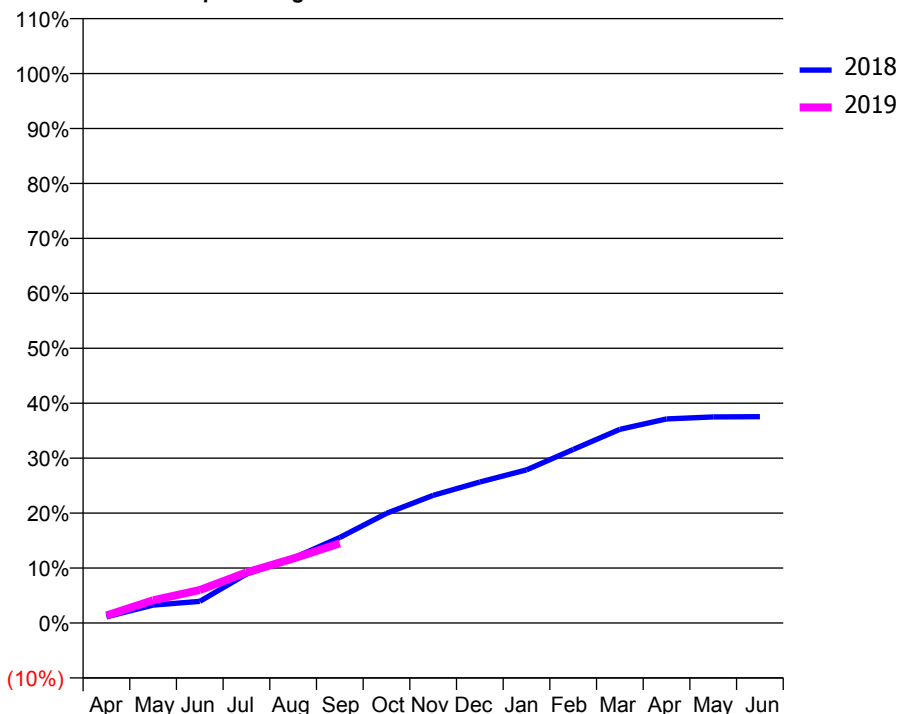
ACCESS*

Patients seen in 24 months	Total	Change since previous quarter
Quarter ending September 2017	7,199	
Quarter ending December 2017	7,119	↓
Quarter ending March 2018	7,189	→
Quarter ending June 2018	7,258	→
Quarter ending September 2018	7,134	↓
Variance since September 2017	(0.9%)	→



ACTIVITY

Cumulative percentage of contracted UDA delivered 2018 & 2019



Adjusted Scheduled Activity (UDA)

Month	2018	2019
April	314	385
May	916	1,160
June	1,104	1,680
July	2,496	2,582
August	3,305	3,288
September	4,361	4,057
October	5,589	
November	6,503	
December	7,187	
January	7,804	
February	8,841	
March	9,869	
April	10,402	
May	10,502	
June	10,516	

QUALITY

	Quantity	Base Number	Contract	AT	Region	England
% of FP17s for the same patient ID Re-attending within 3 months - Children	17	612	2.8%	9.8%	12.2%	11.6%
% of FP17s for the same patient ID Re-attending within 3 months - Adults	163	2,087	7.8%	13.9%	15.8%	15.5%
% of FP17s for the same patient ID Re-attending between 3 & 9 months - Children	148	612	24.2%	56.9%	60.3%	58.8%
% of FP17s for the same patient ID Re-attending between 3 & 9 months - Adults	462	2,087	22.1%	52.8%	53.5%	51.1%
% of FP17s for Band 1 Urgent Courses	456	2,301	19.8%	8.0%	9.1%	9.0%
% of FP17s Relating to Free Repair or Replacements	7	2,301	0.3%	1.1%	1.0%	0.8%
% of FP17s Relating to Continuations	12	2,301	0.5%	1.2%	1.0%	0.9%
% of Patients satisfied with the dentistry they have received	1	1	N/A	94.7%	93.6%	93.3%
% of Patients satisfied with the time they had to wait for an appointment	0	1	N/A	91.4%	89.8%	88.9%

* This is based on patients treated on this contract for their most recent course of treatment. Figures in italics indicate the base number of FP17s or Patient Questionnaire responses are less than 100. N/A is shown where the base number of responses is less than 10 during the period. % is calculated as Quantity/Base number*100

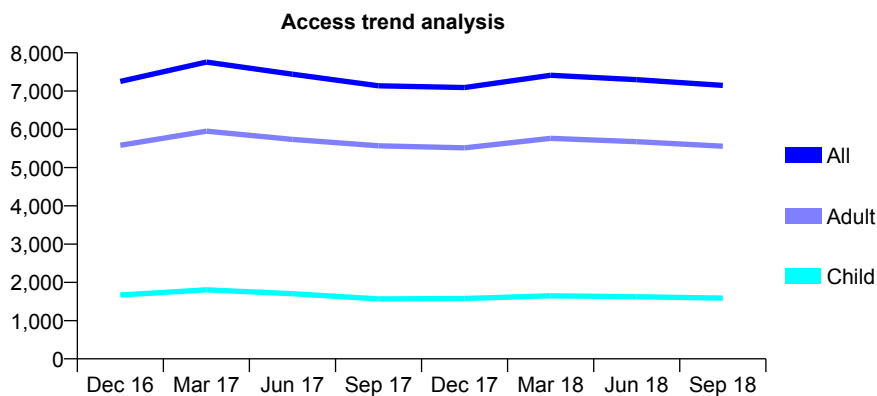
Q49 - Vital Signs At a Glance Contract Report for 101281/0206 - September 2018

Name or company name	OASIS DENTAL CARE LTD
Contract type name	GDS Contract
Purpose of contract	General
Contract start date	16/07/2009
Contract end date	

18/19 Contracted general activity (UDA)	28,000
Carry forward general activity (UDA)	0
18/19 Contracted orthodontic activity (UOA)	0
Carry forward orthodontic activity (UOA)	0
Baseline contract value	£637,813.46

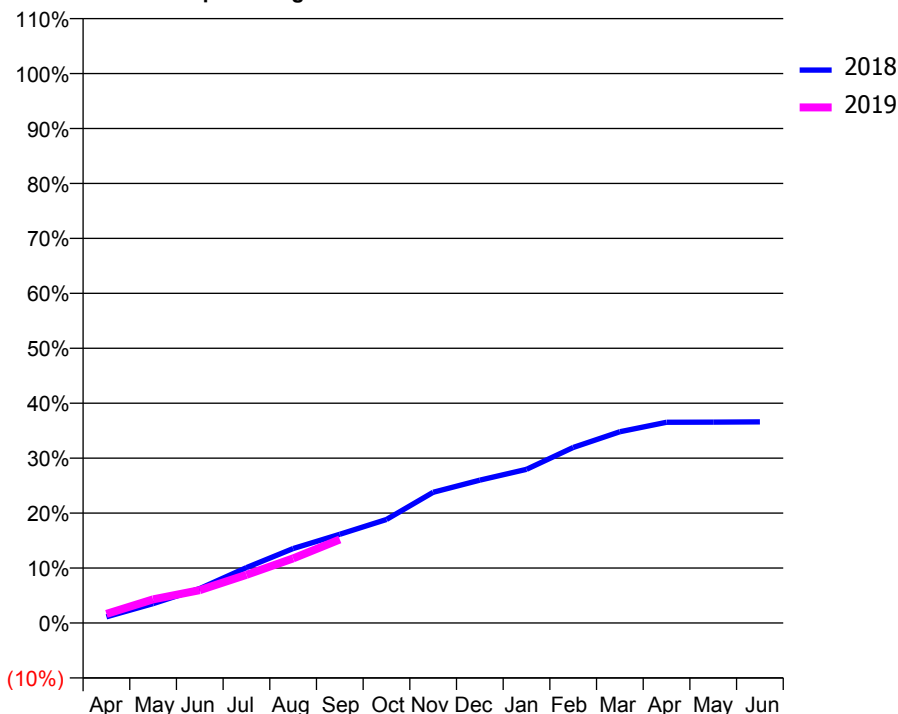
ACCESS*

Patients seen in 24 months	Total	Change since previous quarter
Quarter ending September 2017	7,138	
Quarter ending December 2017	7,093	→
Quarter ending March 2018	7,411	↑
Quarter ending June 2018	7,297	↓
Quarter ending September 2018	7,148	↓
Variance since September 2017	0.1%	→



ACTIVITY

Cumulative percentage of contracted UDA delivered 2018 & 2019



Adjusted Scheduled Activity (UDA)

Month	2018	2019
April	313	463
May	991	1,209
June	1,759	1,673
July	2,821	2,454
August	3,798	3,293
September	4,522	4,257
October	5,273	
November	6,660	
December	7,283	
January	7,829	
February	8,942	
March	9,749	
April	10,228	
May	10,235	
June	10,247	

QUALITY

	Quantity	Base Number	Contract	AT	Region	England
% of FP17s for the same patient ID Re-attending within 3 months - Children	37	724	5.1%	9.8%	12.2%	11.6%
% of FP17s for the same patient ID Re-attending within 3 months - Adults	200	2,281	8.8%	13.9%	15.8%	15.5%
% of FP17s for the same patient ID Re-attending between 3 & 9 months - Children	100	724	13.8%	56.9%	60.3%	58.8%
% of FP17s for the same patient ID Re-attending between 3 & 9 months - Adults	425	2,281	18.6%	52.8%	53.5%	51.1%
% of FP17s for Band 1 Urgent Courses	475	2,693	17.6%	8.0%	9.1%	9.0%
% of FP17s Relating to Free Repair or Replacements	13	2,693	0.5%	1.1%	1.0%	0.8%
% of FP17s Relating to Continuations	21	2,693	0.8%	1.2%	1.0%	0.9%
% of Patients satisfied with the dentistry they have received	2	3	N/A	94.7%	93.6%	93.3%
% of Patients satisfied with the time they had to wait for an appointment	1	3	N/A	91.4%	89.8%	88.9%

* This is based on patients treated on this contract for their most recent course of treatment. Figures in italics indicate the base number of FP17s or Patient Questionnaire responses are less than 100. N/A is shown where the base number of responses is less than 10 during the period. % is calculated as Quantity/Base number*100

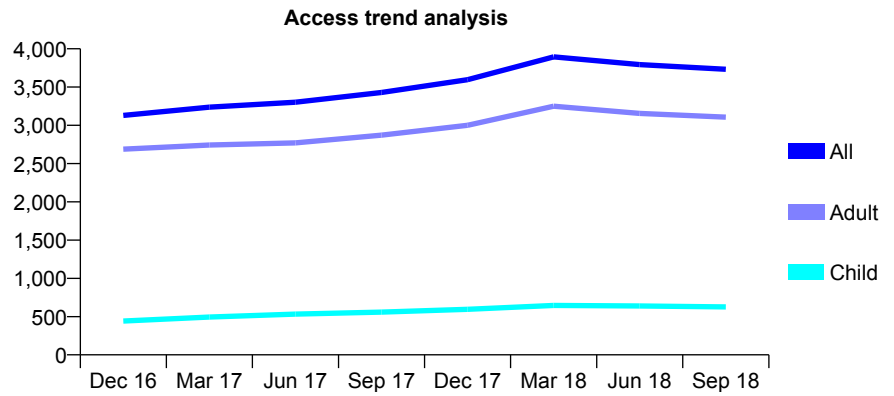
Q49 - Vital Signs At a Glance Contract Report for 101281/0222 - September 2018

Name or company name	OASIS DENTAL CARE LTD
Contract type name	PDS Plus Contract
Purpose of contract	General
Contract start date	18/08/2010
Contract end date	31/03/2020

18/19 Contracted general activity (UDA)	14,000
Carry forward general activity (UDA)	0
18/19 Contracted orthodontic activity (UOA)	0
Carry forward orthodontic activity (UOA)	0
Baseline contract value	£175,664.98

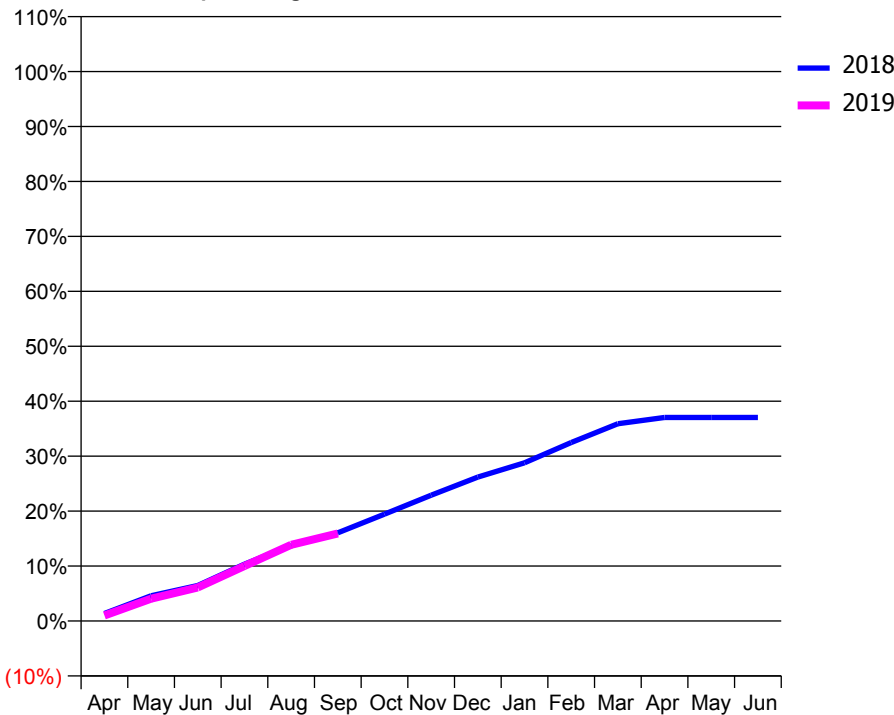
ACCESS*

Patients seen in 24 months	Total	Change since previous quarter
Quarter ending September 2017	3,429	
Quarter ending December 2017	3,596	↑
Quarter ending March 2018	3,894	↑
Quarter ending June 2018	3,794	↓
Quarter ending September 2018	3,732	↓
Variance since September 2017	8.8%	↑



ACTIVITY

Cumulative percentage of contracted UDA delivered 2018 & 2019



Month	Adjusted Scheduled Activity (UDA)	
	2018	2019
April	192	141
May	644	568
June	904	853
July	1,447	1,400
August	1,926	1,941
September	2,246	2,231
October	2,724	
November	3,204	
December	3,668	
January	4,031	
February	4,548	
March	5,027	
April	5,185	
May	5,185	
June	5,186	

QUALITY

	Quantity	Base Number	Contract	AT	Region	England
% of FP17s for the same patient ID Re-attending within 3 months - Children	12	297	4.0%	9.8%	12.2%	11.6%
% of FP17s for the same patient ID Re-attending within 3 months - Adults	173	1,255	13.8%	13.9%	15.8%	15.5%
% of FP17s for the same patient ID Re-attending between 3 & 9 months - Children	42	297	14.1%	56.9%	60.3%	58.8%
% of FP17s for the same patient ID Re-attending between 3 & 9 months - Adults	302	1,255	24.1%	52.8%	53.5%	51.1%
% of FP17s for Band 1 Urgent Courses	249	1,456	17.1%	8.0%	9.1%	9.0%
% of FP17s Relating to Free Repair or Replacements	8	1,456	0.5%	1.1%	1.0%	0.8%
% of FP17s Relating to Continuations	9	1,456	0.6%	1.2%	1.0%	0.9%
% of Patients satisfied with the dentistry they have received	0	0	N/A	94.7%	93.6%	93.3%
% of Patients satisfied with the time they had to wait for an appointment	0	0	N/A	91.4%	89.8%	88.9%

* This is based on patients treated on this contract for their most recent course of treatment. Figures in italics indicate the base number of FP17s or Patient Questionnaire responses are less than 100. N/A is shown where the base number of responses is less than 10 during the period. % is calculated as Quantity/Base number*100

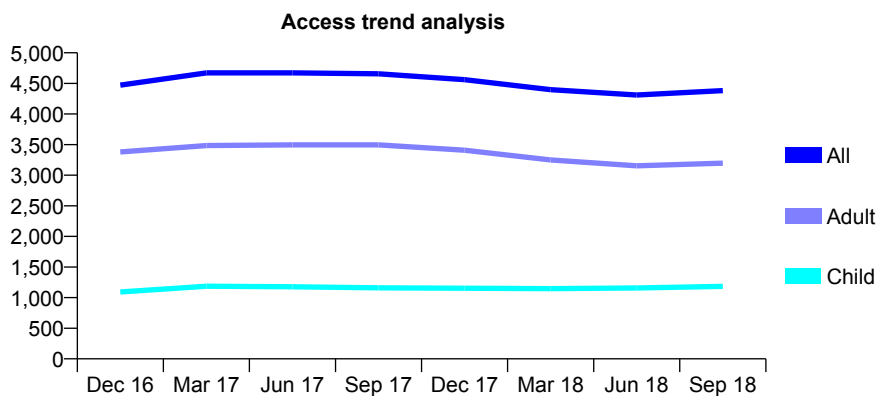
Q49 - Vital Signs At a Glance Contract Report for 101281/0223 - September 2018

Name or company name	OASIS DENTAL CARE LTD
Contract type name	PDS Plus Contract
Purpose of contract	General
Contract start date	01/09/2010
Contract end date	31/03/2020

18/19 Contracted general activity (UDA)	18,000
Carry forward general activity (UDA)	0
18/19 Contracted orthodontic activity (UOA)	0
Carry forward orthodontic activity (UOA)	0
Baseline contract value	£324,052.56

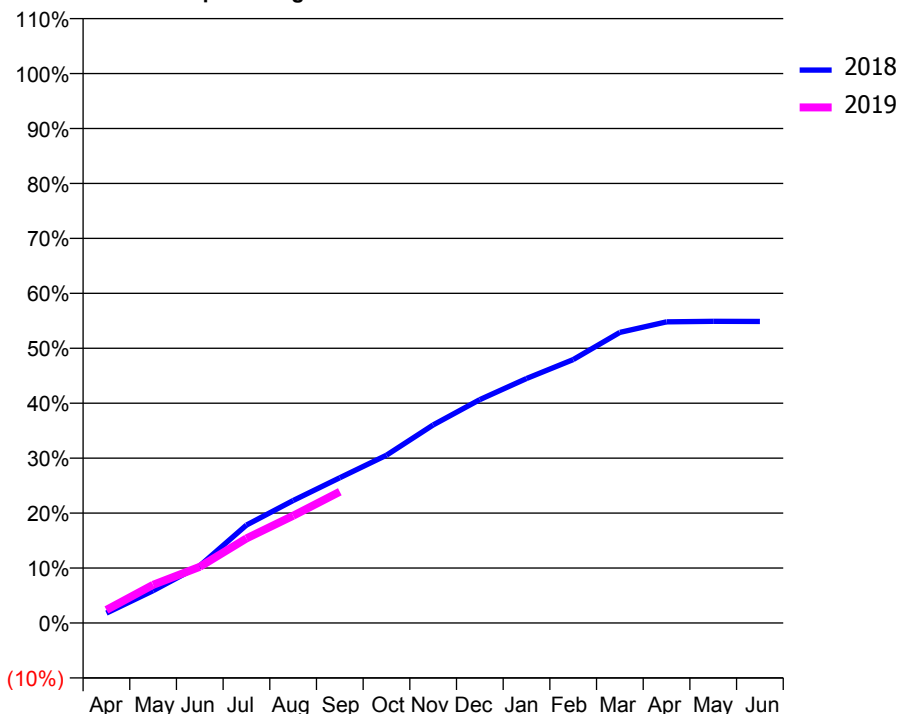
ACCESS*

Patients seen in 24 months	Total	Change since previous quarter
Quarter ending September 2017	4,656	
Quarter ending December 2017	4,562	↓
Quarter ending March 2018	4,397	↓
Quarter ending June 2018	4,311	↓
Quarter ending September 2018	4,382	→
Variance since September 2017	(5.9%)	↓



ACTIVITY

Cumulative percentage of contracted UDA delivered 2018 & 2019



Adjusted Scheduled Activity (UDA)

Month	2018	2019
April	324	431
May	1,061	1,252
June	1,876	1,841
July	3,208	2,772
August	4,011	3,512
September	4,760	4,300
October	5,497	
November	6,487	
December	7,320	
January	8,007	
February	8,629	
March	9,521	
April	9,866	
May	9,881	
June	9,878	

QUALITY

	Quantity	Base Number	Contract	AT	Region	England
% of FP17s for the same patient ID Re-attending within 3 months - Children	28	550	5.1%	9.8%	12.2%	11.6%
% of FP17s for the same patient ID Re-attending within 3 months - Adults	240	1,567	15.3%	13.9%	15.8%	15.5%
% of FP17s for the same patient ID Re-attending between 3 & 9 months - Children	133	550	24.2%	56.9%	60.3%	58.8%
% of FP17s for the same patient ID Re-attending between 3 & 9 months - Adults	542	1,567	34.6%	52.8%	53.5%	51.1%
% of FP17s for Band 1 Urgent Courses	230	1,917	12.0%	8.0%	9.1%	9.0%
% of FP17s Relating to Free Repair or Replacements	18	1,917	0.9%	1.1%	1.0%	0.8%
% of FP17s Relating to Continuations	19	1,917	1.0%	1.2%	1.0%	0.9%
% of Patients satisfied with the dentistry they have received	3	4	N/A	94.7%	93.6%	93.3%
% of Patients satisfied with the time they had to wait for an appointment	4	4	N/A	91.4%	89.8%	88.9%

* This is based on patients treated on this contract for their most recent course of treatment. Figures in italics indicate the base number of FP17s or Patient Questionnaire responses are less than 100. N/A is shown where the base number of responses is less than 10 during the period. % is calculated as Quantity/Base number*100

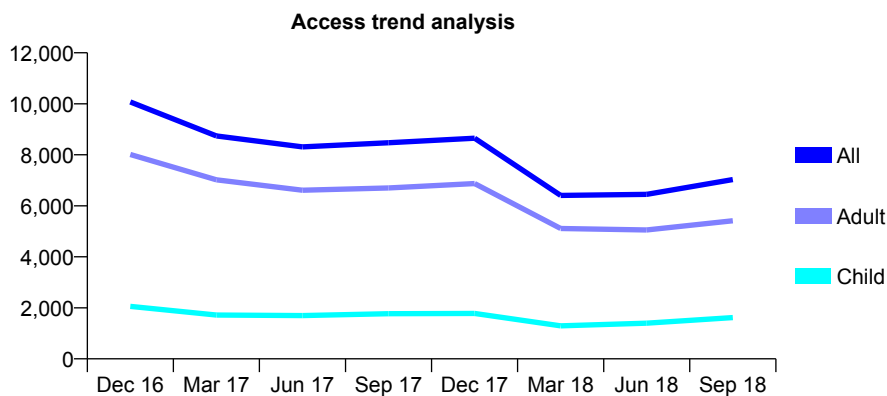
Q49 - Vital Signs At a Glance Contract Report for 101338/0046 - September 2018

Name or company name	Whitecross Dental Care Limited
Contract type name	GDS Contract
Purpose of contract	General
Contract start date	01/02/2007
Contract end date	

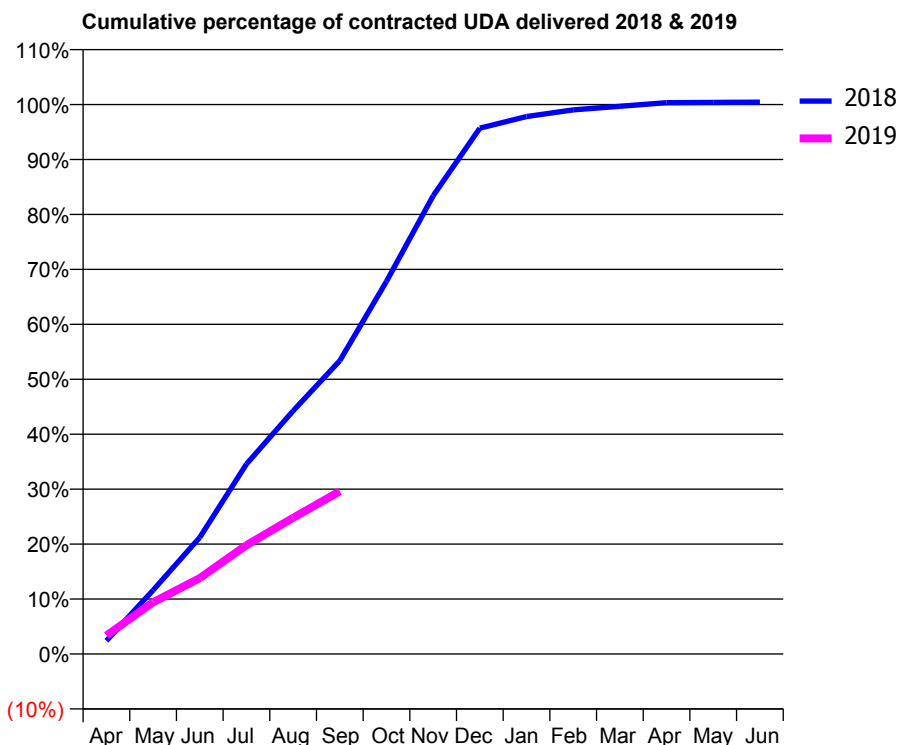
18/19 Contracted general activity (UDA)	34,237
Carry forward general activity (UDA)	-62
18/19 Contracted orthodontic activity (UOA)	0
Carry forward orthodontic activity (UOA)	0
Baseline contract value	£818,765.61

ACCESS*

Patients seen in 24 months	Total	Change since previous quarter
Quarter ending September 2017	8,472	
Quarter ending December 2017	8,653	↑
Quarter ending March 2018	6,407	↓
Quarter ending June 2018	6,452	→
Quarter ending September 2018	7,029	↑
Variance since September 2017	(17.0%)	↓



ACTIVITY



Month	Adjusted Scheduled Activity (UDA)	
	2018	2019
April	354	1,155
May	1,709	3,225
June	3,121	4,731
July	5,085	6,786
August	6,513	8,486
September	7,855	10,140
October	9,979	
November	12,271	
December	14,083	
January	14,394	
February	14,571	
March	14,668	
April	14,764	
May	14,773	
June	14,777	

QUALITY

	Quantity	Base Number	Contract	AT	Region	England
% of FP17s for the same patient ID Re-attending within 3 months - Children	43	1,203	3.6%	9.8%	12.2%	11.6%
% of FP17s for the same patient ID Re-attending within 3 months - Adults	328	3,747	8.8%	13.9%	15.8%	15.5%
% of FP17s for the same patient ID Re-attending between 3 & 9 months - Children	348	1,203	28.9%	56.9%	60.3%	58.8%
% of FP17s for the same patient ID Re-attending between 3 & 9 months - Adults	1,195	3,747	31.9%	52.8%	53.5%	51.1%
% of FP17s for Band 1 Urgent Courses	585	4,922	11.9%	8.0%	9.1%	9.0%
% of FP17s Relating to Free Repair or Replacements	19	4,922	0.4%	1.1%	1.0%	0.8%
% of FP17s Relating to Continuations	33	4,922	0.7%	1.2%	1.0%	0.9%
% of Patients satisfied with the dentistry they have received	7	8	N/A	94.7%	93.6%	93.3%
% of Patients satisfied with the time they had to wait for an appointment	7	8	N/A	91.4%	89.8%	88.9%

* This is based on patients treated on this contract for their most recent course of treatment. Figures in italics indicate the base number of FP17s or Patient Questionnaire responses are less than 100. N/A is shown where the base number of responses is less than 10 during the period. % is calculated as Quantity/Base number*100

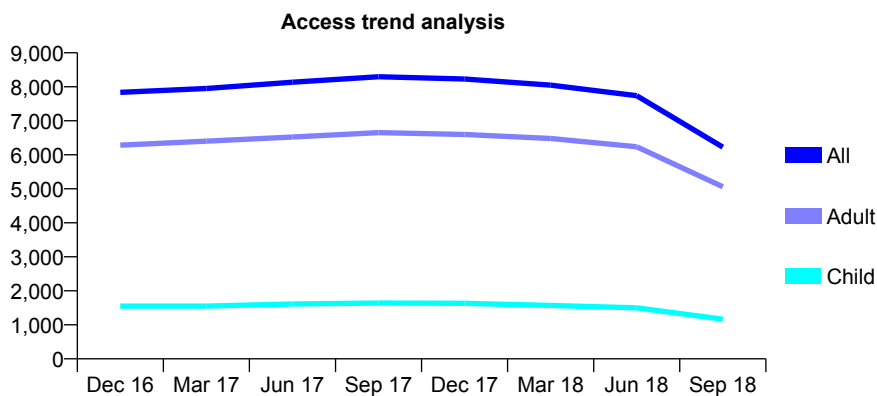
Q49 - Vital Signs At a Glance Contract Report for 101338/0071 - September 2018

Name or company name	Nook Street Dental Practice Partnership
Contract type name	GDS Contract
Purpose of contract	General
Contract start date	01/12/2008
Contract end date	31/07/2018

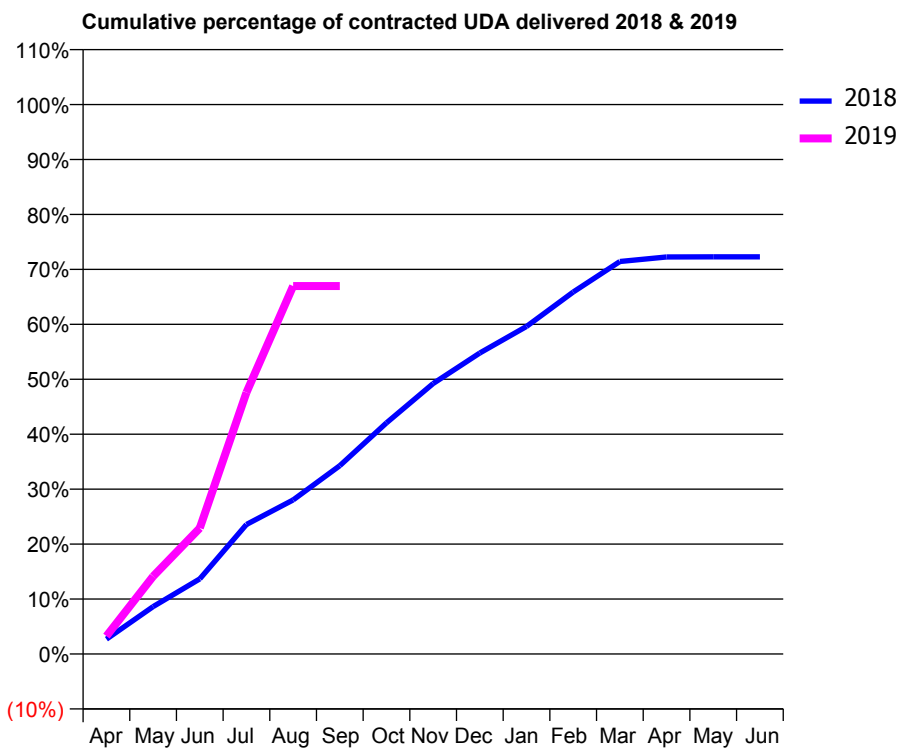
18/19 Contracted general activity (UDA)	8,098
Carry forward general activity (UDA)	0
18/19 Contracted orthodontic activity (UOA)	0
Carry forward orthodontic activity (UOA)	0
Baseline contract value	£261,894.65

ACCESS*

Patients seen in 24 months	Total	Change since previous quarter
Quarter ending September 2017	8,295	
Quarter ending December 2017	8,231	→
Quarter ending March 2018	8,048	↓
Quarter ending June 2018	7,739	↓
Quarter ending September 2018	6,227	↓
Variance since September 2017	(24.9%)	↓



ACTIVITY



Month	Adjusted Scheduled Activity (UDA)	
	2018	2019
April	658	264
May	2,097	1,144
June	3,324	1,855
July	5,728	3,854
August	6,812	5,423
September	8,328	5,423
October	10,221	
November	11,956	
December	13,308	
January	14,480	
February	16,006	
March	17,354	
April	17,556	
May	17,563	
June	17,563	

QUALITY

	Quantity	Base Number	Contract	AT	Region	England
% of FP17s for the same patient ID Re-attending within 3 months - Children	31	746	4.2%	9.8%	12.2%	11.6%
% of FP17s for the same patient ID Re-attending within 3 months - Adults	184	2,762	6.7%	13.9%	15.8%	15.5%
% of FP17s for the same patient ID Re-attending between 3 & 9 months - Children	367	746	49.2%	56.9%	60.3%	58.8%
% of FP17s for the same patient ID Re-attending between 3 & 9 months - Adults	1,251	2,762	45.3%	52.8%	53.5%	51.1%
% of FP17s for Band 1 Urgent Courses	198	3,440	5.8%	8.0%	9.1%	9.0%
% of FP17s Relating to Free Repair or Replacements	13	3,440	0.4%	1.1%	1.0%	0.8%
% of FP17s Relating to Continuations	20	3,440	0.6%	1.2%	1.0%	0.9%
% of Patients satisfied with the dentistry they have received	2	2	N/A	94.7%	93.6%	93.3%
% of Patients satisfied with the time they had to wait for an appointment	1	2	N/A	91.4%	89.8%	88.9%

* This is based on patients treated on this contract for their most recent course of treatment. Figures in italics indicate the base number of FP17s or Patient Questionnaire responses are less than 100. N/A is shown where the base number of responses is less than 10 during the period. % is calculated as Quantity/Base number*100

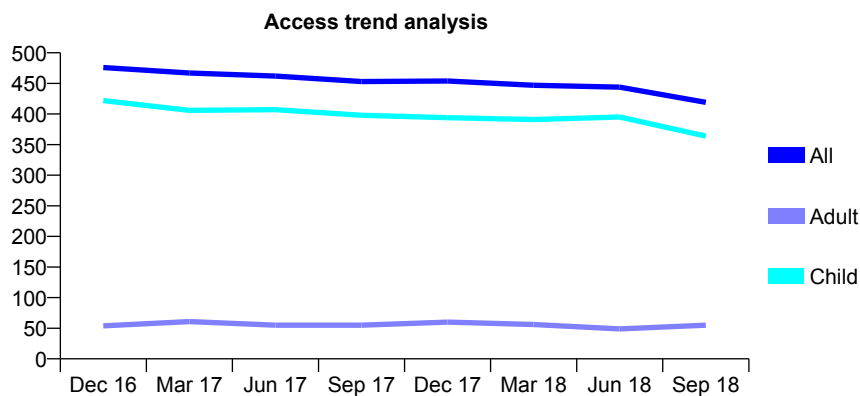
Q49 - Vital Signs At a Glance Contract Report for 105953/0001 - September 2018

Name or company name	St Helen's Dental Practice Ltd
Contract type name	GDS Contract
Purpose of contract	General
Contract start date	01/05/2011
Contract end date	

18/19 Contracted general activity (UDA)	1,000
Carry forward general activity (UDA)	0
18/19 Contracted orthodontic activity (UOA)	0
Carry forward orthodontic activity (UOA)	0
Baseline contract value	£23,592.78

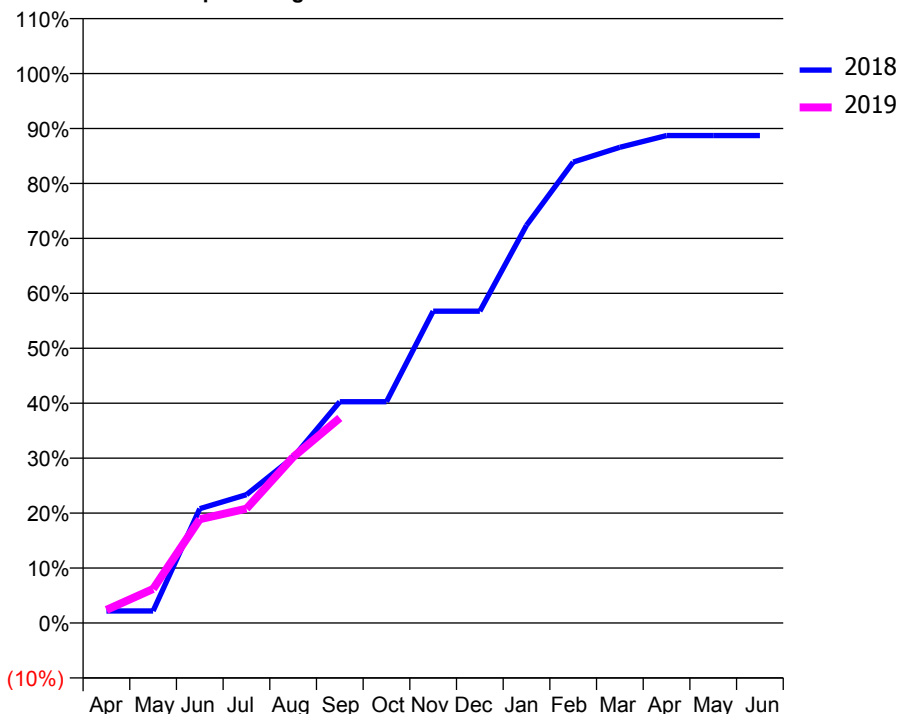
ACCESS*

Patients seen in 24 months	Total	Change since previous quarter
Quarter ending September 2017	453	
Quarter ending December 2017	454	→
Quarter ending March 2018	447	↓
Quarter ending June 2018	444	→
Quarter ending September 2018	419	↓
Variance since September 2017	(7.5%)	↓



ACTIVITY

Cumulative percentage of contracted UDA delivered 2018 & 2019



Adjusted Scheduled Activity (UDA)

Month	2018	2019
April	22	24
May	22	62
June	208	189
July	234	208
August	302	302
September	403	373
October	403	
November	568	
December	568	
January	724	
February	839	
March	866	
April	887	
May	887	
June	887	

QUALITY

	Quantity	Base Number	Contract	AT	Region	England
% of FP17s for the same patient ID Re-attending within 3 months - Children	26	289	9.0%	9.8%	12.2%	11.6%
% of FP17s for the same patient ID Re-attending within 3 months - Adults	0	0	N/A	13.9%	15.8%	15.5%
% of FP17s for the same patient ID Re-attending between 3 & 9 months - Children	187	289	64.7%	56.9%	60.3%	58.8%
% of FP17s for the same patient ID Re-attending between 3 & 9 months - Adults	0	0	N/A	52.8%	53.5%	51.1%
% of FP17s for Band 1 Urgent Courses	0	266	0.0%	8.0%	9.1%	9.0%
% of FP17s Relating to Free Repair or Replacements	0	266	0.0%	1.1%	1.0%	0.8%
% of FP17s Relating to Continuations	3	266	1.1%	1.2%	1.0%	0.9%
% of Patients satisfied with the dentistry they have received	0	0	N/A	94.7%	93.6%	93.3%
% of Patients satisfied with the time they had to wait for an appointment	0	0	N/A	91.4%	89.8%	88.9%

* This is based on patients treated on this contract for their most recent course of treatment. Figures in italics indicate the base number of FP17s or Patient Questionnaire responses are less than 100. N/A is shown where the base number of responses is less than 10 during the period. % is calculated as Quantity/Base number*100

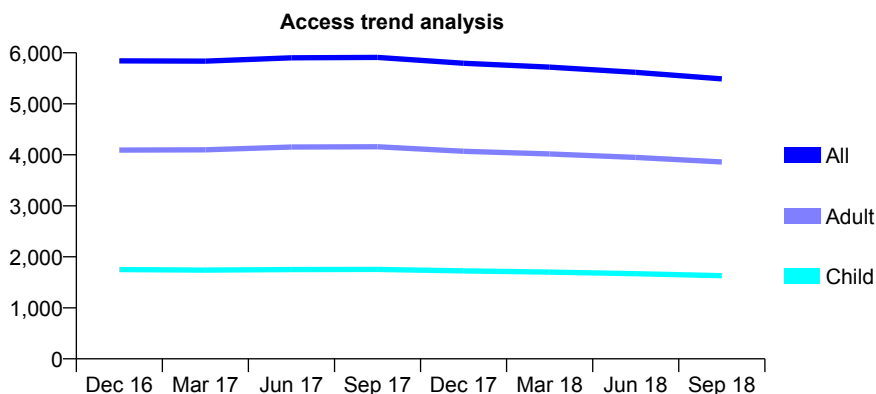
Q49 - Vital Signs At a Glance Contract Report for 106453/0001 - September 2018

Name or company name	The Whitley Dental Clinic Partnership
Contract type name	GDS Contract
Purpose of contract	General
Contract start date	01/11/2013
Contract end date	

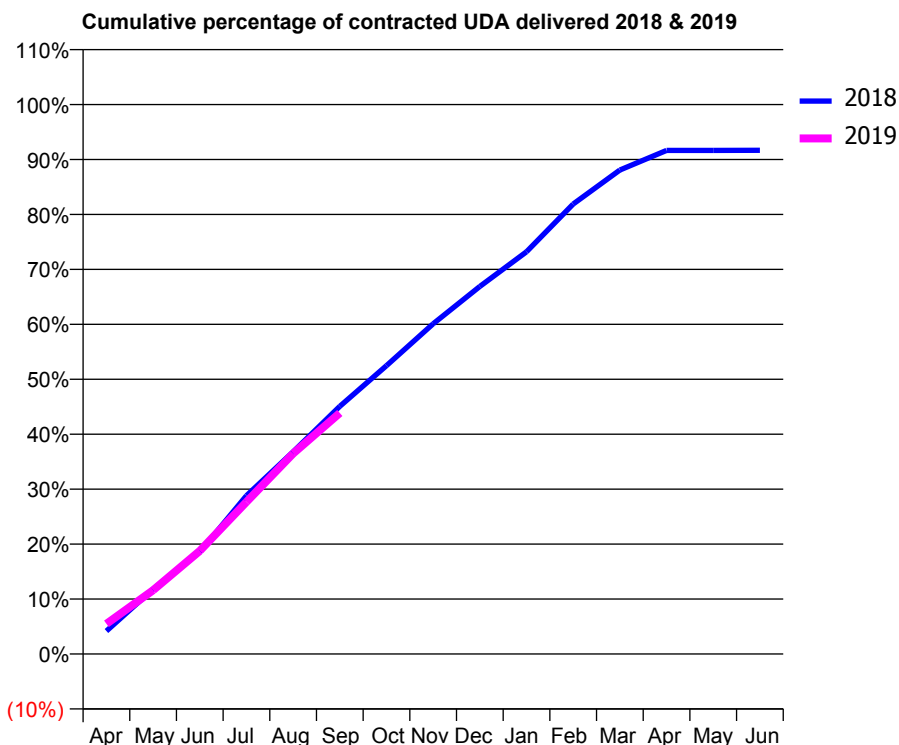
18/19 Contracted general activity (UDA)	13,393
Carry forward general activity (UDA)	0
18/19 Contracted orthodontic activity (UOA)	0
Carry forward orthodontic activity (UOA)	0
Baseline contract value	£326,445.82

ACCESS*

Patients seen in 24 months	Total	Change since previous quarter
Quarter ending September 2017	5,909	
Quarter ending December 2017	5,794	↓
Quarter ending March 2018	5,718	↓
Quarter ending June 2018	5,617	↓
Quarter ending September 2018	5,488	↓
Variance since September 2017	(7.1%)	↓



ACTIVITY



Month	Adjusted Scheduled Activity (UDA)	
	2018	2019
April	556	736
May	1,566	1,556
June	2,466	2,514
July	3,827	3,706
August	4,886	4,886
September	5,986	5,875
October	6,969	
November	7,979	
December	8,883	
January	9,722	
February	10,875	
March	11,695	
April	12,168	
May	12,169	
June	12,173	

QUALITY

	Quantity	Base Number	Contract	AT	Region	England
% of FP17s for the same patient ID Re-attending within 3 months - Children	96	1,169	8.2%	9.8%	12.2%	11.6%
% of FP17s for the same patient ID Re-attending within 3 months - Adults	432	2,583	16.7%	13.9%	15.8%	15.5%
% of FP17s for the same patient ID Re-attending between 3 & 9 months - Children	650	1,169	55.6%	56.9%	60.3%	58.8%
% of FP17s for the same patient ID Re-attending between 3 & 9 months - Adults	1,394	2,583	54.0%	52.8%	53.5%	51.1%
% of FP17s for Band 1 Urgent Courses	342	3,326	10.3%	8.0%	9.1%	9.0%
% of FP17s Relating to Free Repair or Replacements	27	3,326	0.8%	1.1%	1.0%	0.8%
% of FP17s Relating to Continuations	25	3,326	0.8%	1.2%	1.0%	0.9%
% of Patients satisfied with the dentistry they have received	2	3	N/A	94.7%	93.6%	93.3%
% of Patients satisfied with the time they had to wait for an appointment	2	3	N/A	91.4%	89.8%	88.9%

* This is based on patients treated on this contract for their most recent course of treatment. Figures in italics indicate the base number of FP17s or Patient Questionnaire responses are less than 100. N/A is shown where the base number of responses is less than 10 during the period. % is calculated as Quantity/Base number*100

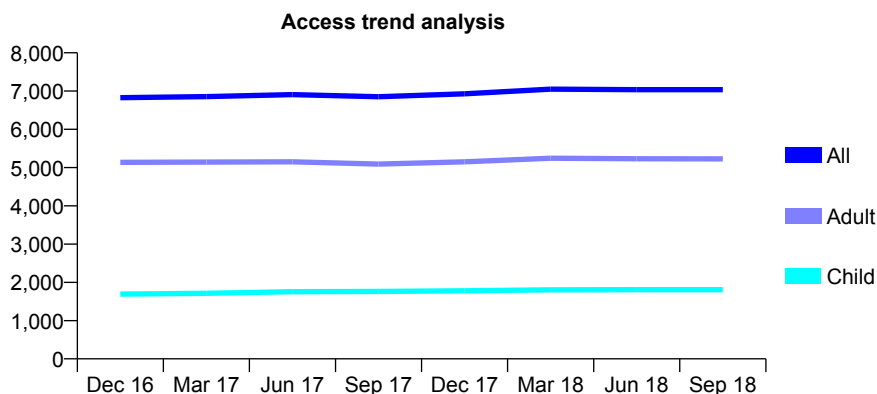
Q49 - Vital Signs At a Glance Contract Report for 109193/0001 - September 2018

Name or company name	Browns ₂ Dental Surgery
Contract type name	GDS Contract
Purpose of contract	General
Contract start date	09/10/2013
Contract end date	

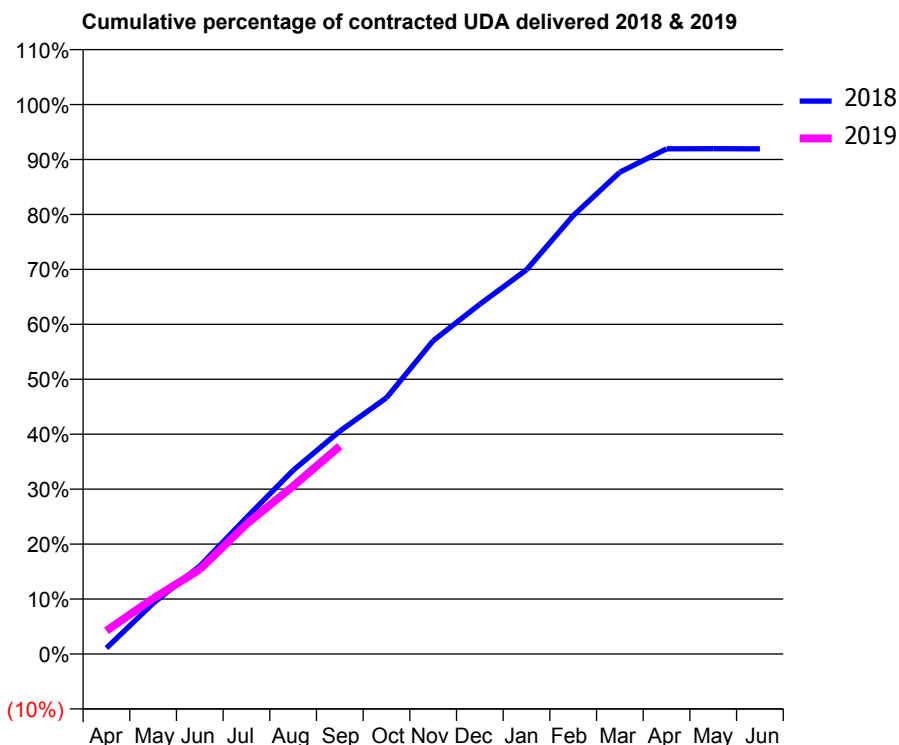
18/19 Contracted general activity (UDA)	20,616
Carry forward general activity (UDA)	0
18/19 Contracted orthodontic activity (UOA)	0
Carry forward orthodontic activity (UOA)	0
Baseline contract value	£546,238.38

ACCESS*

Patients seen in 24 months	Total	Change since previous quarter
Quarter ending September 2017	6,853	
Quarter ending December 2017	6,929	→
Quarter ending March 2018	7,049	→
Quarter ending June 2018	7,037	→
Quarter ending September 2018	7,035	→
Variance since September 2017	2.7%	↑



ACTIVITY



Month	Adjusted Scheduled Activity (UDA)	
	2018	2019
April	221	871
May	1,903	2,085
June	3,298	3,172
July	5,118	4,877
August	6,891	6,302
September	8,360	7,799
October	9,615	
November	11,756	
December	13,125	
January	14,416	
February	16,446	
March	18,078	
April	18,951	
May	18,956	
June	18,955	

QUALITY

	Quantity	Base Number	Contract	AT	Region	England
% of FP17s for the same patient ID Re-attending within 3 months - Children	52	1,096	4.7%	9.8%	12.2%	11.6%
% of FP17s for the same patient ID Re-attending within 3 months - Adults	440	2,993	14.7%	13.9%	15.8%	15.5%
% of FP17s for the same patient ID Re-attending between 3 & 9 months - Children	538	1,096	49.1%	56.9%	60.3%	58.8%
% of FP17s for the same patient ID Re-attending between 3 & 9 months - Adults	1,337	2,993	44.7%	52.8%	53.5%	51.1%
% of FP17s for Band 1 Urgent Courses	308	3,706	8.3%	8.0%	9.1%	9.0%
% of FP17s Relating to Free Repair or Replacements	69	3,706	1.9%	1.1%	1.0%	0.8%
% of FP17s Relating to Continuations	84	3,706	2.3%	1.2%	1.0%	0.9%
% of Patients satisfied with the dentistry they have received	3	3	N/A	94.7%	93.6%	93.3%
% of Patients satisfied with the time they had to wait for an appointment	3	3	N/A	91.4%	89.8%	88.9%

* This is based on patients treated on this contract for their most recent course of treatment. Figures in italics indicate the base number of FP17s or Patient Questionnaire responses are less than 100. N/A is shown where the base number of responses is less than 10 during the period. % is calculated as Quantity/Base number*100

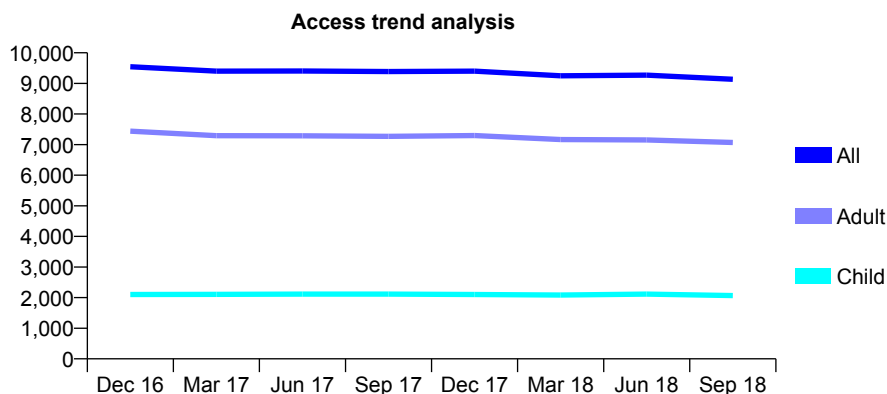
Q49 - Vital Signs At a Glance Contract Report for 109290/0001 - September 2018

Name or company name	Kenton Park Dental Practice Partnership
Contract type name	GDS Contract
Purpose of contract	General
Contract start date	01/08/2013
Contract end date	

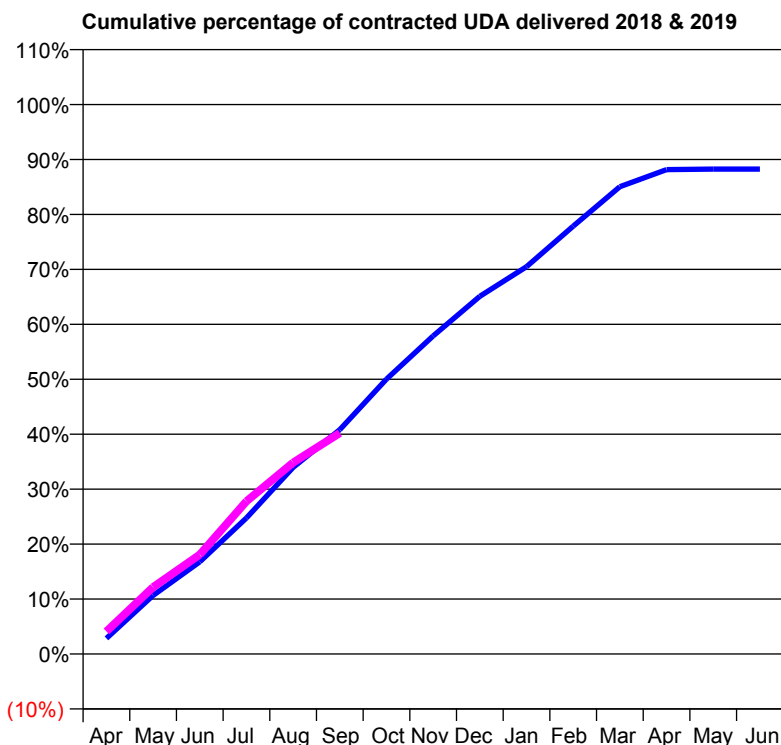
18/19 Contracted general activity (UDA)	27,318
Carry forward general activity (UDA)	0
18/19 Contracted orthodontic activity (UOA)	0
Carry forward orthodontic activity (UOA)	0
Baseline contract value	£700,893.04

ACCESS*

Patients seen in 24 months	Total	Change since previous quarter
Quarter ending September 2017	9,387	
Quarter ending December 2017	9,399	→
Quarter ending March 2018	9,249	↓
Quarter ending June 2018	9,271	→
Quarter ending September 2018	9,137	↓
Variance since September 2017	(2.7%)	↓



ACTIVITY



Month	Adjusted Scheduled Activity (UDA)	
	2018	2019
April	777	1,120
May	2,915	3,325
June	4,585	4,944
July	6,766	7,595
August	9,277	9,518
September	11,156	10,986
October	13,663	
November	15,817	
December	17,781	
January	19,256	
February	21,268	
March	23,233	
April	24,080	
May	24,104	
June	24,106	

QUALITY

	Quantity	Base Number	Contract	AT	Region	England
% of FP17s for the same patient ID Re-attending within 3 months - Children	68	1,460	4.7%	9.8%	12.2%	11.6%
% of FP17s for the same patient ID Re-attending within 3 months - Adults	569	4,469	12.7%	13.9%	15.8%	15.5%
% of FP17s for the same patient ID Re-attending between 3 & 9 months - Children	938	1,460	64.2%	56.9%	60.3%	58.8%
% of FP17s for the same patient ID Re-attending between 3 & 9 months - Adults	2,507	4,469	56.1%	52.8%	53.5%	51.1%
% of FP17s for Band 1 Urgent Courses	455	5,485	8.3%	8.0%	9.1%	9.0%
% of FP17s Relating to Free Repair or Replacements	49	5,485	0.9%	1.1%	1.0%	0.8%
% of FP17s Relating to Continuations	84	5,485	1.5%	1.2%	1.0%	0.9%
% of Patients satisfied with the dentistry they have received	3	3	N/A	94.7%	93.6%	93.3%
% of Patients satisfied with the time they had to wait for an appointment	3	3	N/A	91.4%	89.8%	88.9%

* This is based on patients treated on this contract for their most recent course of treatment. Figures in italics indicate the base number of FP17s or Patient Questionnaire responses are less than 100. N/A is shown where the base number of responses is less than 10 during the period. % is calculated as Quantity/Base number*100

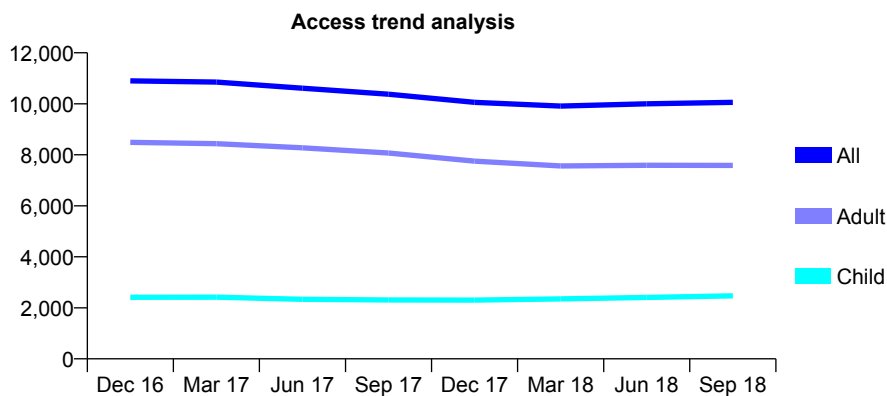
Q49 - Vital Signs At a Glance Contract Report for 109401/0002 - September 2018

Name or company name	IDH 406 Ltd
Contract type name	GDS Contract
Purpose of contract	General
Contract start date	01/05/2009
Contract end date	

18/19 Contracted general activity (UDA)	28,624
Carry forward general activity (UDA)	0
18/19 Contracted orthodontic activity (UOA)	0
Carry forward orthodontic activity (UOA)	0
Baseline contract value	£690,983.36

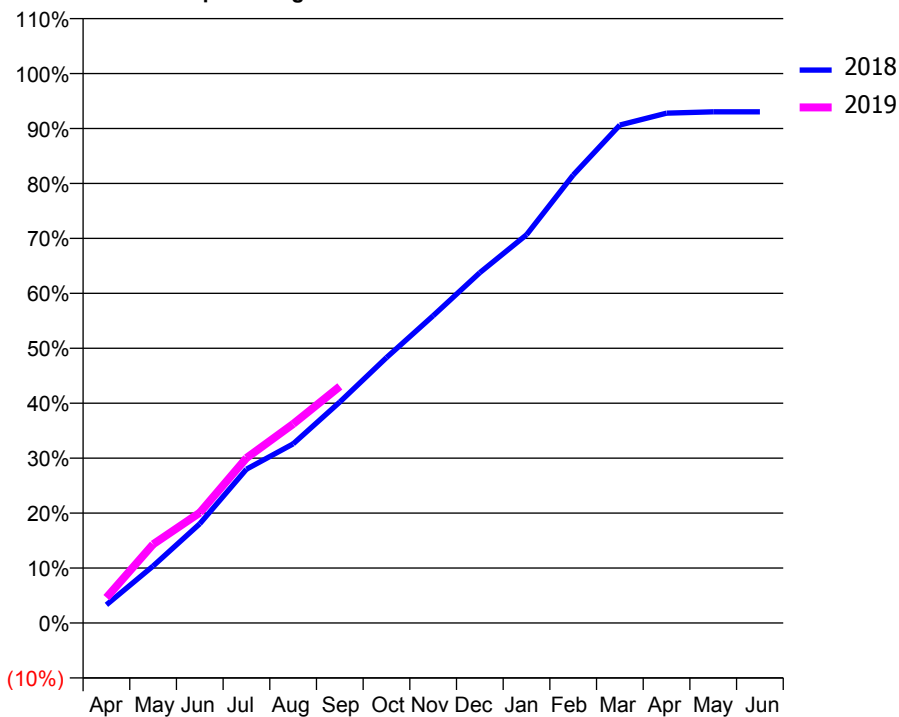
ACCESS*

Patients seen in 24 months	Total	Change since previous quarter
Quarter ending September 2017	10,378	
Quarter ending December 2017	10,056	↓
Quarter ending March 2018	9,912	↓
Quarter ending June 2018	9,998	→
Quarter ending September 2018	10,057	→
Variance since September 2017	(3.1%)	↓



ACTIVITY

Cumulative percentage of contracted UDA delivered 2018 & 2019



Month	Adjusted Scheduled Activity (UDA)	
	2018	2019
April	915	1,324
May	2,868	4,100
June	4,991	5,750
July	7,734	8,599
August	9,006	10,370
September	11,110	12,327
October	13,340	
November	15,445	
December	17,616	
January	19,520	
February	22,518	
March	25,037	
April	25,632	
May	25,700	
June	25,701	

QUALITY

	Quantity	Base Number	Contract	AT	Region	England
% of FP17s for the same patient ID Re-attending within 3 months - Children	77	1,701	4.5%	9.8%	12.2%	11.6%
% of FP17s for the same patient ID Re-attending within 3 months - Adults	384	4,797	8.0%	13.9%	15.8%	15.5%
% of FP17s for the same patient ID Re-attending between 3 & 9 months - Children	897	1,701	52.7%	56.9%	60.3%	58.8%
% of FP17s for the same patient ID Re-attending between 3 & 9 months - Adults	2,448	4,797	51.0%	52.8%	53.5%	51.1%
% of FP17s for Band 1 Urgent Courses	417	6,199	6.7%	8.0%	9.1%	9.0%
% of FP17s Relating to Free Repair or Replacements	25	6,199	0.4%	1.1%	1.0%	0.8%
% of FP17s Relating to Continuations	33	6,199	0.5%	1.2%	1.0%	0.9%
% of Patients satisfied with the dentistry they have received	4	4	N/A	94.7%	93.6%	93.3%
% of Patients satisfied with the time they had to wait for an appointment	4	4	N/A	91.4%	89.8%	88.9%

* This is based on patients treated on this contract for their most recent course of treatment. Figures in italics indicate the base number of FP17s or Patient Questionnaire responses are less than 100. N/A is shown where the base number of responses is less than 10 during the period. % is calculated as Quantity/Base number*100

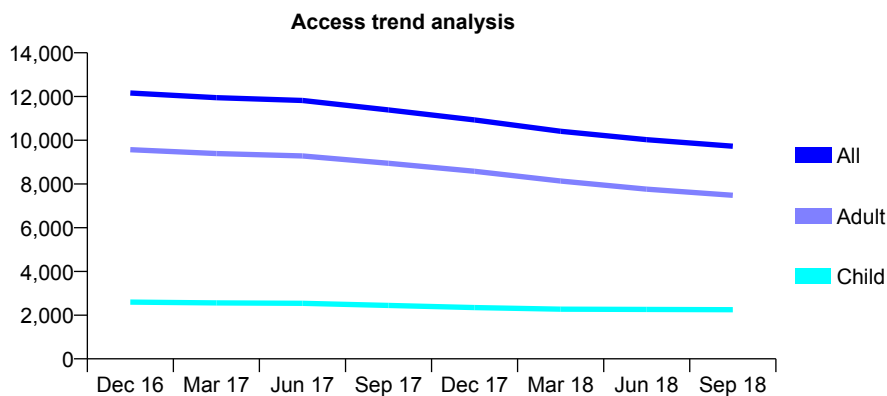
Q49 - Vital Signs At a Glance Contract Report for 116521/0001 - September 2018

Name or company name	Central Dental Practice
Contract type name	GDS Contract
Purpose of contract	General
Contract start date	01/04/2010
Contract end date	

18/19 Contracted general activity (UDA)	36,564
Carry forward general activity (UDA)	-297
18/19 Contracted orthodontic activity (UOA)	0
Carry forward orthodontic activity (UOA)	0
Baseline contract value	£874,245.24

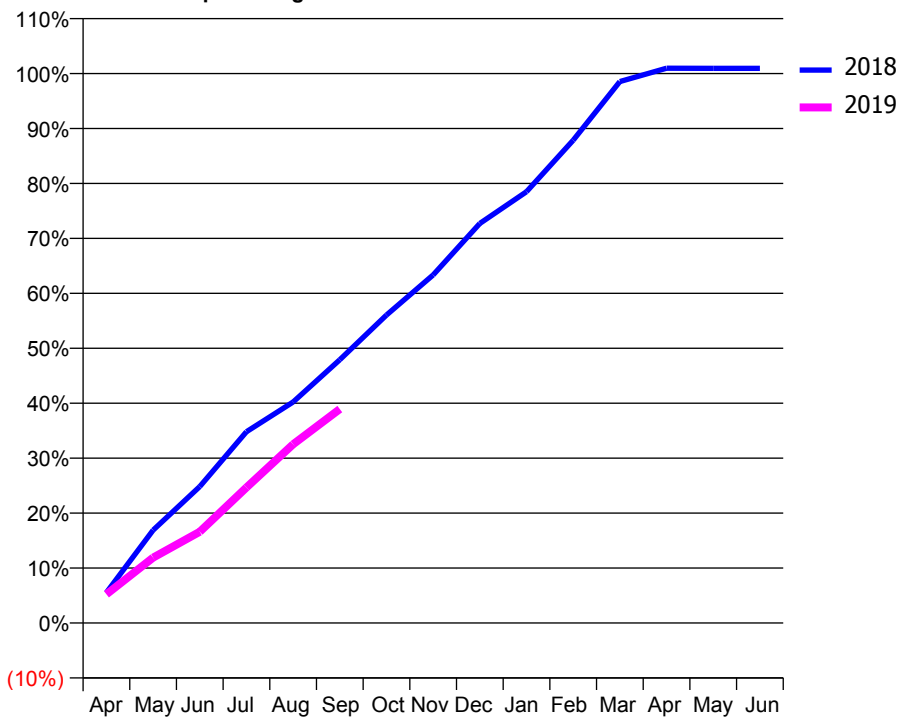
ACCESS*

Patients seen in 24 months	Total	Change since previous quarter
Quarter ending September 2017	11,389	
Quarter ending December 2017	10,928	↓
Quarter ending March 2018	10,409	↓
Quarter ending June 2018	10,023	↓
Quarter ending September 2018	9,729	↓
Variance since September 2017	(14.6%)	↓



ACTIVITY

Cumulative percentage of contracted UDA delivered 2018 & 2019



Adjusted Scheduled Activity (UDA)

Month	2018	2019
April	1,245	1,909
May	3,804	4,354
June	5,588	6,076
July	7,830	9,018
August	9,050	11,893
September	10,780	14,236
October	12,608	
November	14,252	
December	16,359	
January	17,663	
February	19,767	
March	22,170	
April	22,716	
May	22,713	
June	22,713	

QUALITY

	Quantity	Base Number	Contract	AT	Region	England
% of FP17s for the same patient ID Re-attending within 3 months - Children	103	1,519	6.8%	9.8%	12.2%	11.6%
% of FP17s for the same patient ID Re-attending within 3 months - Adults	570	4,566	12.5%	13.9%	15.8%	15.5%
% of FP17s for the same patient ID Re-attending between 3 & 9 months - Children	602	1,519	39.6%	56.9%	60.3%	58.8%
% of FP17s for the same patient ID Re-attending between 3 & 9 months - Adults	1,970	4,566	43.1%	52.8%	53.5%	51.1%
% of FP17s for Band 1 Urgent Courses	701	5,843	12.0%	8.0%	9.1%	9.0%
% of FP17s Relating to Free Repair or Replacements	72	5,843	1.2%	1.1%	1.0%	0.8%
% of FP17s Relating to Continuations	66	5,843	1.1%	1.2%	1.0%	0.9%
% of Patients satisfied with the dentistry they have received	8	9	N/A	94.7%	93.6%	93.3%
% of Patients satisfied with the time they had to wait for an appointment	8	9	N/A	91.4%	89.8%	88.9%

* This is based on patients treated on this contract for their most recent course of treatment. Figures in italics indicate the base number of FP17s or Patient Questionnaire responses are less than 100. N/A is shown where the base number of responses is less than 10 during the period. % is calculated as Quantity/Base number*100

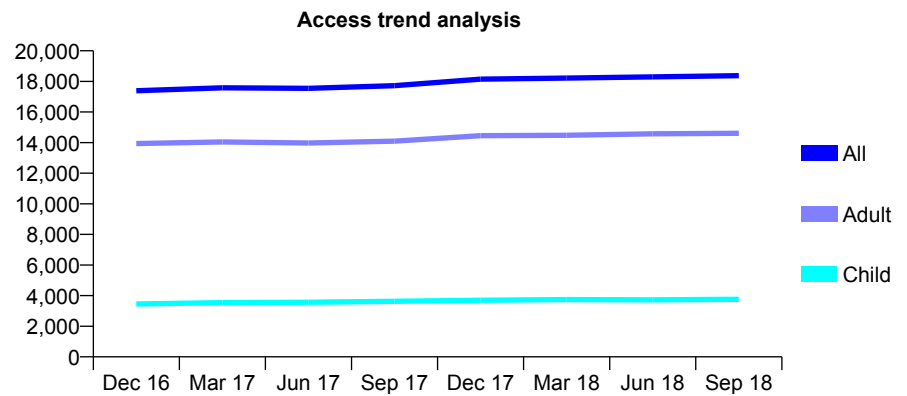
Q49 - Vital Signs At a Glance Contract Report for 116998/0001 - September 2018

Name or company name	The Cowpen and Waterloo Dental Practice
Contract type name	GDS Contract
Purpose of contract	General
Contract start date	30/07/2013
Contract end date	

18/19 Contracted general activity (UDA)	58,847
Carry forward general activity (UDA)	0
18/19 Contracted orthodontic activity (UOA)	0
Carry forward orthodontic activity (UOA)	0
Baseline contract value	£1,893,385.31

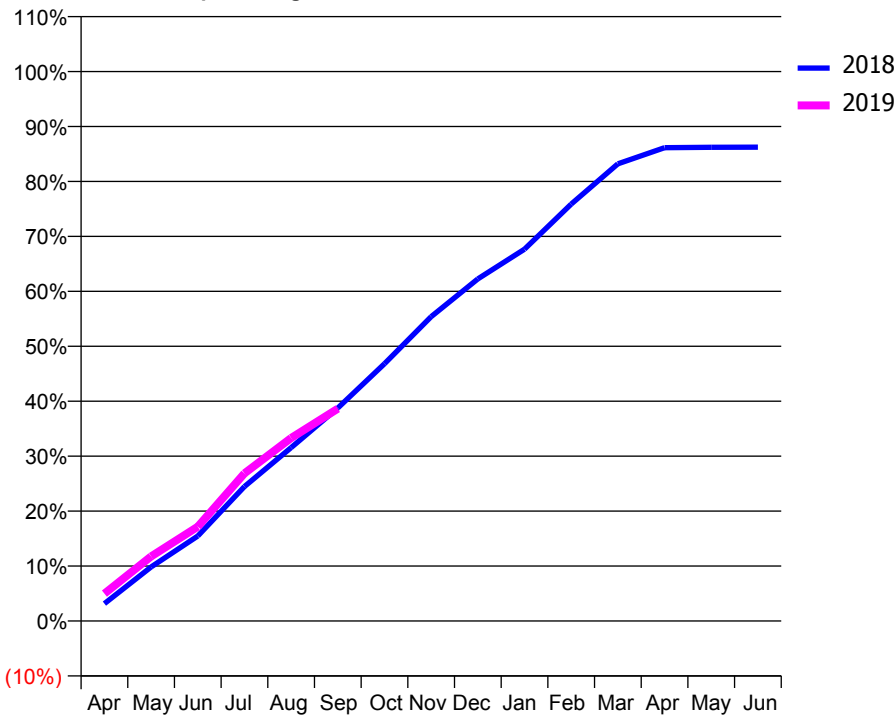
ACCESS*

Patients seen in 24 months	Total	Change since previous quarter
Quarter ending September 2017	17,723	
Quarter ending December 2017	18,148	↑
Quarter ending March 2018	18,219	→
Quarter ending June 2018	18,295	→
Quarter ending September 2018	18,373	→
Variance since September 2017	3.7%	↑



ACTIVITY

Cumulative percentage of contracted UDA delivered 2018 & 2019



Month	Adjusted Scheduled Activity (UDA)	
	2018	2019
April	1,930	2,931
May	6,017	6,923
June	9,462	10,107
July	14,960	15,816
August	19,301	19,605
September	23,706	22,735
October	28,642	
November	33,870	
December	38,067	
January	41,389	
February	46,404	
March	50,888	
April	52,677	
May	52,722	
June	52,728	

QUALITY

	Quantity	Base Number	Contract	AT	Region	England
% of FP17s for the same patient ID Re-attending within 3 months - Children	153	2,783	5.5%	9.8%	12.2%	11.6%
% of FP17s for the same patient ID Re-attending within 3 months - Adults	1,110	9,442	11.8%	13.9%	15.8%	15.5%
% of FP17s for the same patient ID Re-attending between 3 & 9 months - Children	1,630	2,783	58.6%	56.9%	60.3%	58.8%
% of FP17s for the same patient ID Re-attending between 3 & 9 months - Adults	5,182	9,442	54.9%	52.8%	53.5%	51.1%
% of FP17s for Band 1 Urgent Courses	886	11,386	7.8%	8.0%	9.1%	9.0%
% of FP17s Relating to Free Repair or Replacements	94	11,386	0.8%	1.1%	1.0%	0.8%
% of FP17s Relating to Continuations	157	11,386	1.4%	1.2%	1.0%	0.9%
% of Patients satisfied with the dentistry they have received	10	10	100.0%	94.7%	93.6%	93.3%
% of Patients satisfied with the time they had to wait for an appointment	10	10	100.0%	91.4%	89.8%	88.9%

* This is based on patients treated on this contract for their most recent course of treatment. Figures in italics indicate the base number of FP17s or Patient Questionnaire responses are less than 100. N/A is shown where the base number of responses is less than 10 during the period. % is calculated as Quantity/Base number*100

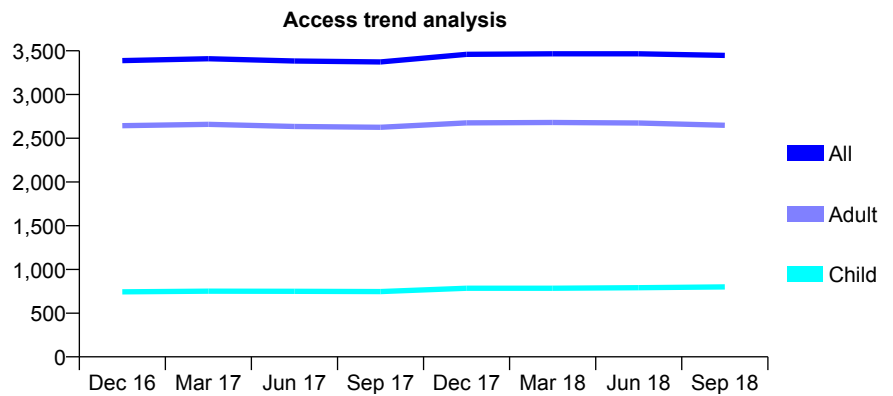
Q49 - Vital Signs At a Glance Contract Report for 123145/0001 - September 2018

Name or company name	Melita Dental Practice Limited
Contract type name	GDS Contract
Purpose of contract	General
Contract start date	01/11/2012
Contract end date	

18/19 Contracted general activity (UDA)	8,408
Carry forward general activity (UDA)	-60
18/19 Contracted orthodontic activity (UOA)	0
Carry forward orthodontic activity (UOA)	0
Baseline contract value	£182,401.50

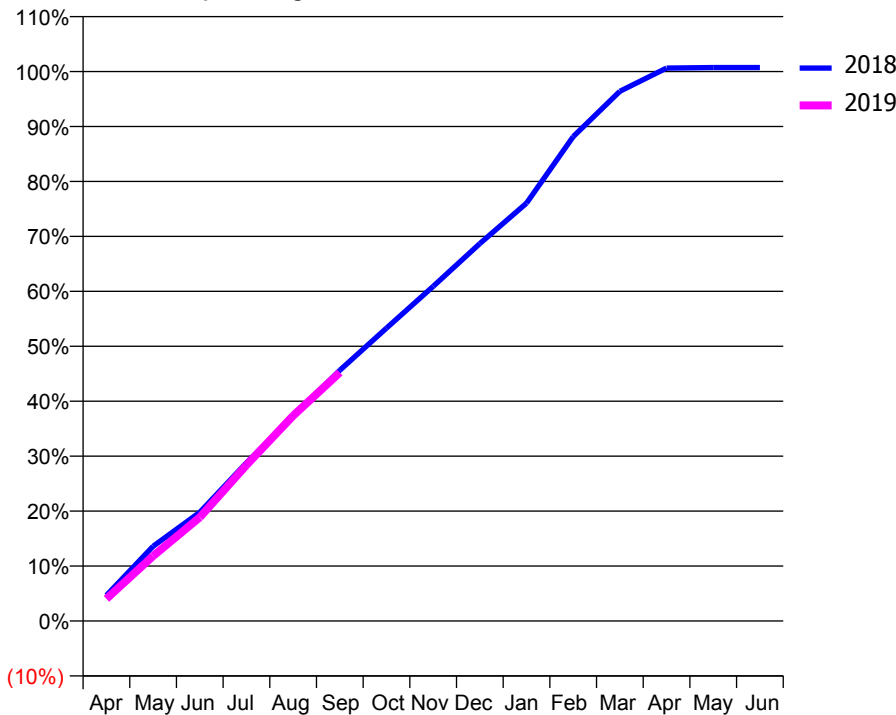
ACCESS*

Patients seen in 24 months	Total	Change since previous quarter
Quarter ending September 2017	3,372	
Quarter ending December 2017	3,460	↑
Quarter ending March 2018	3,465	→
Quarter ending June 2018	3,465	→
Quarter ending September 2018	3,448	→
Variance since September 2017	2.3%	↑



ACTIVITY

Cumulative percentage of contracted UDA delivered 2018 & 2019



Month	Adjusted Scheduled Activity (UDA)	
	2018	2019
April	392	339
May	1,144	994
June	1,663	1,586
July	2,421	2,386
August	3,129	3,141
September	3,836	3,802
October	4,481	
November	5,120	
December	5,775	
January	6,393	
February	7,412	
March	8,105	
April	8,460	
May	8,468	
June	8,468	

QUALITY

	Quantity	Base Number	Contract	AT	Region	England
% of FP17s for the same patient ID Re-attending within 3 months - Children	51	662	7.7%	9.8%	12.2%	11.6%
% of FP17s for the same patient ID Re-attending within 3 months - Adults	319	2,242	14.2%	13.9%	15.8%	15.5%
% of FP17s for the same patient ID Re-attending between 3 & 9 months - Children	464	662	70.1%	56.9%	60.3%	58.8%
% of FP17s for the same patient ID Re-attending between 3 & 9 months - Adults	1,525	2,242	68.0%	52.8%	53.5%	51.1%
% of FP17s for Band 1 Urgent Courses	192	2,421	7.9%	8.0%	9.1%	9.0%
% of FP17s Relating to Free Repair or Replacements	10	2,421	0.4%	1.1%	1.0%	0.8%
% of FP17s Relating to Continuations	29	2,421	1.2%	1.2%	1.0%	0.9%
% of Patients satisfied with the dentistry they have received	2	2	N/A	94.7%	93.6%	93.3%
% of Patients satisfied with the time they had to wait for an appointment	2	2	N/A	91.4%	89.8%	88.9%

* This is based on patients treated on this contract for their most recent course of treatment. Figures in italics indicate the base number of FP17s or Patient Questionnaire responses are less than 100. N/A is shown where the base number of responses is less than 10 during the period. % is calculated as Quantity/Base number*100

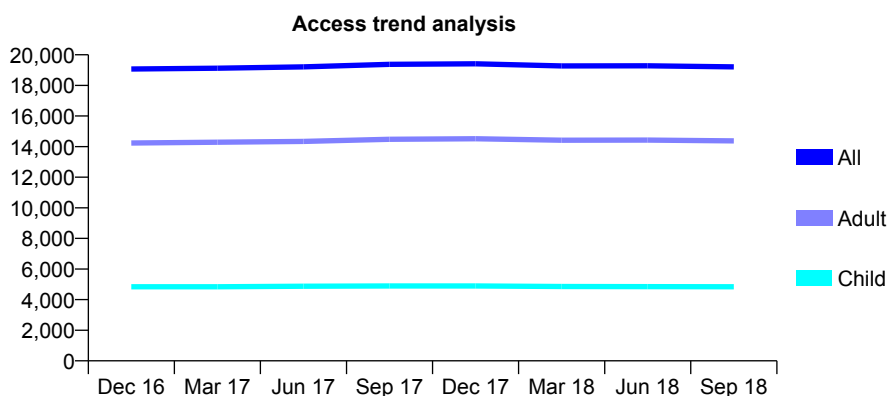
Q49 - Vital Signs At a Glance Contract Report for 126624/0001 - September 2018

Name or company name	The Killingworth Dental Practice Partnership
Contract type name	GDS Contract
Purpose of contract	General and Orthodontic
Contract start date	01/05/2013
Contract end date	

18/19 Contracted general activity (UDA)	58,286
Carry forward general activity (UDA)	0
18/19 Contracted orthodontic activity (UOA)	2,619
Carry forward orthodontic activity (UOA)	0
Baseline contract value	£1,869,913.21

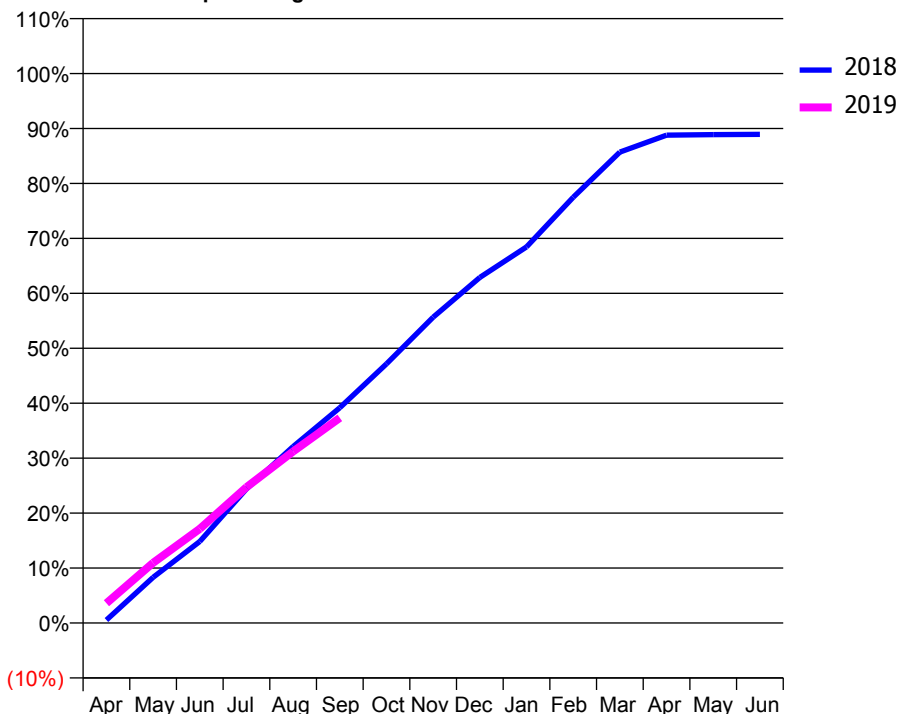
ACCESS*

Patients seen in 24 months	Total	Change since previous quarter
Quarter ending September 2017	19,376	
Quarter ending December 2017	19,408	→
Quarter ending March 2018	19,273	→
Quarter ending June 2018	19,281	→
Quarter ending September 2018	19,210	→
Variance since September 2017	(0.9%)	→



ACTIVITY

Cumulative percentage of contracted UDA delivered 2018 & 2019



Month	Adjusted Scheduled Activity (UDA)	
	2018	2019
April	323	2,104
May	4,848	6,392
June	8,647	9,994
July	14,221	14,403
August	18,718	18,191
September	22,840	21,762
October	27,486	
November	32,433	
December	36,655	
January	39,899	
February	45,162	
March	49,956	
April	51,743	
May	51,808	
June	51,833	

QUALITY

	Quantity	Base Number	Contract	AT	Region	England
% of FP17s for the same patient ID Re-attending within 3 months - Children	207	2,871	7.2%	9.8%	12.2%	11.6%
% of FP17s for the same patient ID Re-attending within 3 months - Adults	1,055	7,845	13.4%	13.9%	15.8%	15.5%
% of FP17s for the same patient ID Re-attending between 3 & 9 months - Children	1,472	2,871	51.3%	56.9%	60.3%	58.8%
% of FP17s for the same patient ID Re-attending between 3 & 9 months - Adults	3,736	7,845	47.6%	52.8%	53.5%	51.1%
% of FP17s for Band 1 Urgent Courses	1,031	9,936	10.4%	8.0%	9.1%	9.0%
% of FP17s Relating to Free Repair or Replacements	93	9,936	0.9%	1.1%	1.0%	0.8%
% of FP17s Relating to Continuations	158	9,936	1.6%	1.2%	1.0%	0.9%
% of Patients satisfied with the dentistry they have received	7	7	N/A	94.7%	93.6%	93.3%
% of Patients satisfied with the time they had to wait for an appointment	7	7	N/A	91.4%	89.8%	88.9%

* This is based on patients treated on this contract for their most recent course of treatment. Figures in italics indicate the base number of FP17s or Patient Questionnaire responses are less than 100. N/A is shown where the base number of responses is less than 10 during the period. % is calculated as Quantity/Base number*100

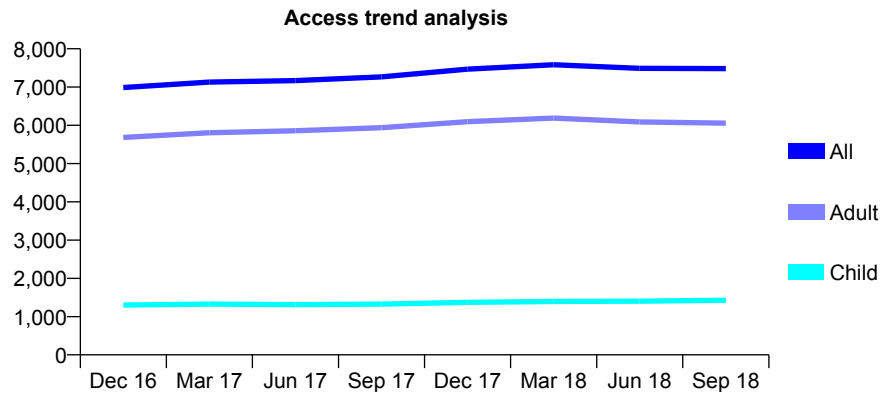
Q49 - Vital Signs At a Glance Contract Report for 127825/0001 - September 2018

Name or company name	Chandlers Lane Dental Practice Ltd
Contract type name	GDS Contract
Purpose of contract	General and Orthodontic
Contract start date	01/05/2011
Contract end date	

18/19 Contracted general activity (UDA)	20,958
Carry forward general activity (UDA)	-104
18/19 Contracted orthodontic activity (UOA)	0
Carry forward orthodontic activity (UOA)	0
Baseline contract value	£515,457.07

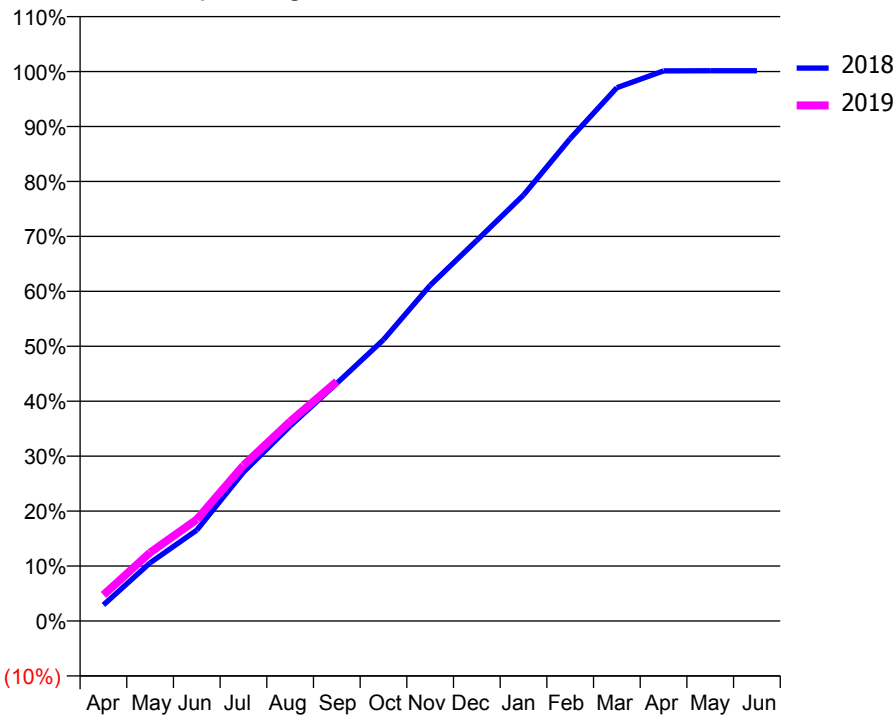
ACCESS*

Patients seen in 24 months	Total	Change since previous quarter
Quarter ending September 2017	7,265	
Quarter ending December 2017	7,467	↑
Quarter ending March 2018	7,585	→
Quarter ending June 2018	7,491	↓
Quarter ending September 2018	7,484	→
Variance since September 2017	3.0%	↑



ACTIVITY

Cumulative percentage of contracted UDA delivered 2018 & 2019



Month	Adjusted Scheduled Activity (UDA)	
	2018	2019
April	611	993
May	2,219	2,609
June	3,464	3,871
July	5,678	5,937
August	7,439	7,613
September	9,066	9,135
October	10,729	
November	12,806	
December	14,516	
January	16,245	
February	18,397	
March	20,343	
April	20,981	
May	20,989	
June	20,986	

QUALITY

	Quantity	Base Number	Contract	AT	Region	England
% of FP17s for the same patient ID Re-attending within 3 months - Children	59	1,242	4.8%	9.8%	12.2%	11.6%
% of FP17s for the same patient ID Re-attending within 3 months - Adults	442	4,846	9.1%	13.9%	15.8%	15.5%
% of FP17s for the same patient ID Re-attending between 3 & 9 months - Children	926	1,242	74.6%	56.9%	60.3%	58.8%
% of FP17s for the same patient ID Re-attending between 3 & 9 months - Adults	3,592	4,846	74.1%	52.8%	53.5%	51.1%
% of FP17s for Band 1 Urgent Courses	228	5,684	4.0%	8.0%	9.1%	9.0%
% of FP17s Relating to Free Repair or Replacements	58	5,684	1.0%	1.1%	1.0%	0.8%
% of FP17s Relating to Continuations	47	5,684	0.8%	1.2%	1.0%	0.9%
% of Patients satisfied with the dentistry they have received	6	6	N/A	94.7%	93.6%	93.3%
% of Patients satisfied with the time they had to wait for an appointment	6	6	N/A	91.4%	89.8%	88.9%

* This is based on patients treated on this contract for their most recent course of treatment. Figures in italics indicate the base number of FP17s or Patient Questionnaire responses are less than 100. N/A is shown where the base number of responses is less than 10 during the period. % is calculated as Quantity/Base number*100

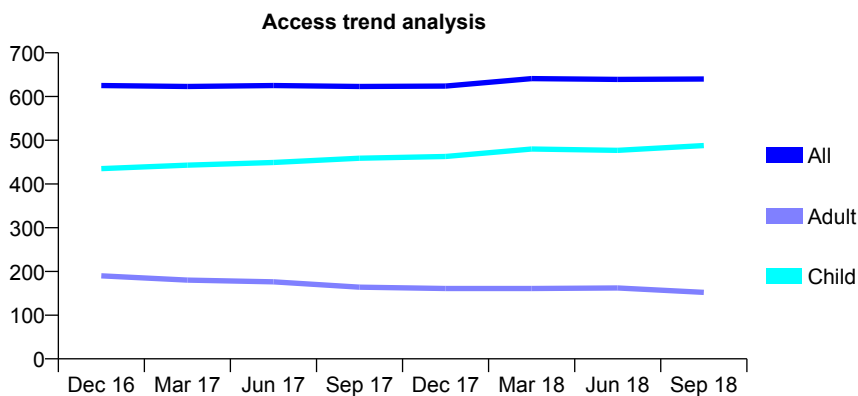
Q49 - Vital Signs At a Glance Contract Report for 128147/0001 - September 2018

Name or company name	Derwent Dental Care Limited
Contract type name	GDS Contract
Purpose of contract	General
Contract start date	11/03/2011
Contract end date	

18/19 Contracted general activity (UDA)	1,700
Carry forward general activity (UDA)	0
18/19 Contracted orthodontic activity (UOA)	0
Carry forward orthodontic activity (UOA)	0
Baseline contract value	£40,657.92

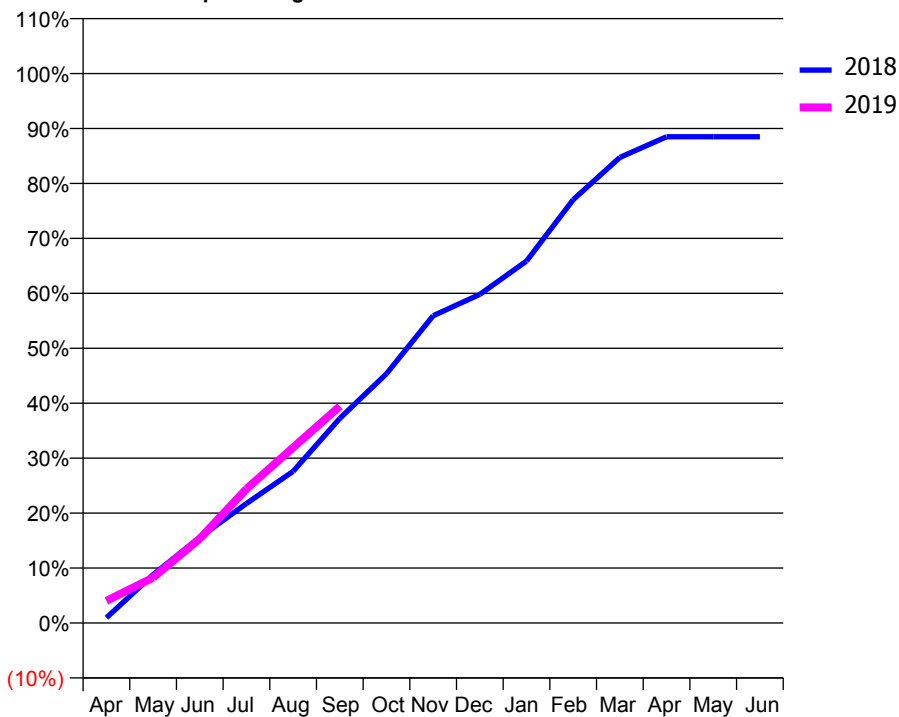
ACCESS*

Patients seen in 24 months	Total	Change since previous quarter
Quarter ending September 2017	623	
Quarter ending December 2017	624	→
Quarter ending March 2018	641	↑
Quarter ending June 2018	639	→
Quarter ending September 2018	640	→
Variance since September 2017	2.7%	↑



ACTIVITY

Cumulative percentage of contracted UDA delivered 2018 & 2019



Month	Adjusted Scheduled Activity (UDA)	
	2018	2019
April	16	69
May	149	141
June	265	261
July	370	415
August	469	543
September	633	670
October	771	
November	951	
December	1,017	
January	1,120	
February	1,309	
March	1,440	
April	1,504	
May	1,504	
June	1,504	

QUALITY

	Quantity	Base Number	Contract	AT	Region	England
% of FP17s for the same patient ID Re-attending within 3 months - Children	25	391	6.4%	9.8%	12.2%	11.6%
% of FP17s for the same patient ID Re-attending within 3 months - Adults	11	68	16.2%	13.9%	15.8%	15.5%
% of FP17s for the same patient ID Re-attending between 3 & 9 months - Children	249	391	63.7%	56.9%	60.3%	58.8%
% of FP17s for the same patient ID Re-attending between 3 & 9 months - Adults	43	68	63.2%	52.8%	53.5%	51.1%
% of FP17s for Band 1 Urgent Courses	17	415	4.1%	8.0%	9.1%	9.0%
% of FP17s Relating to Free Repair or Replacements	0	415	0.0%	1.1%	1.0%	0.8%
% of FP17s Relating to Continuations	1	415	0.2%	1.2%	1.0%	0.9%
% of Patients satisfied with the dentistry they have received	0	0	N/A	94.7%	93.6%	93.3%
% of Patients satisfied with the time they had to wait for an appointment	0	0	N/A	91.4%	89.8%	88.9%

* This is based on patients treated on this contract for their most recent course of treatment. Figures in italics indicate the base number of FP17s or Patient Questionnaire responses are less than 100. N/A is shown where the base number of responses is less than 10 during the period. % is calculated as Quantity/Base number*100

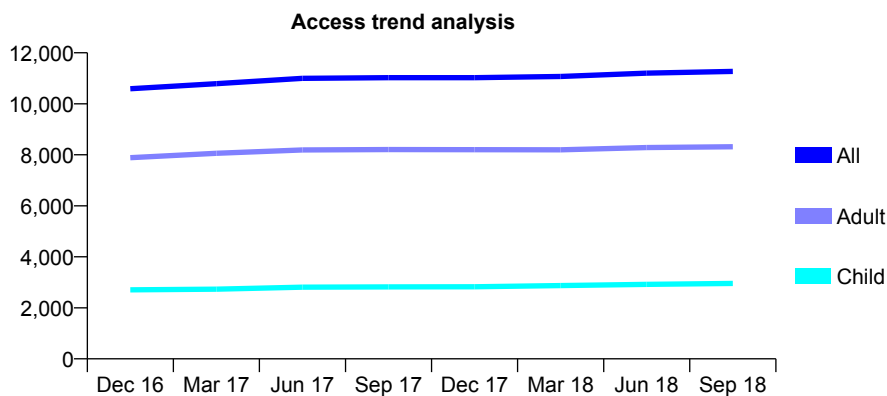
Q49 - Vital Signs At a Glance Contract Report for 130974/0001 - September 2018

Name or company name	Heaton and Blakelaw Partnership
Contract type name	GDS Contract
Purpose of contract	General
Contract start date	27/10/2014
Contract end date	

18/19 Contracted general activity (UDA)	39,634
Carry forward general activity (UDA)	0
18/19 Contracted orthodontic activity (UOA)	0
Carry forward orthodontic activity (UOA)	0
Baseline contract value	£929,938.93

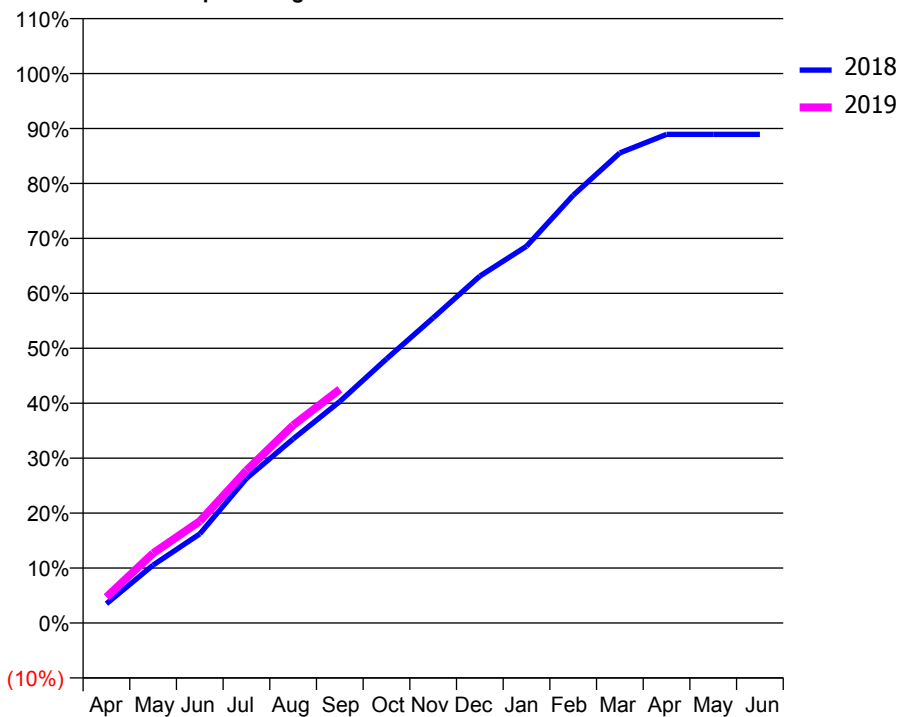
ACCESS*

Patients seen in 24 months	Total	Change since previous quarter
Quarter ending September 2017	11,024	
Quarter ending December 2017	11,024	→
Quarter ending March 2018	11,070	→
Quarter ending June 2018	11,201	→
Quarter ending September 2018	11,273	→
Variance since September 2017	2.3%	↑



ACTIVITY

Cumulative percentage of contracted UDA delivered 2018 & 2019



Month	Adjusted Scheduled Activity (UDA)	
	2018	2019
April	1,388	1,870
May	4,179	5,032
June	6,431	7,348
July	10,434	11,011
August	13,278	14,272
September	15,977	16,855
October	19,046	
November	22,009	
December	25,020	
January	27,171	
February	30,852	
March	33,911	
April	35,245	
May	35,244	
June	35,246	

QUALITY

	Quantity	Base Number	Contract	AT	Region	England
% of FP17s for the same patient ID Re-attending within 3 months - Children	90	2,190	4.1%	9.8%	12.2%	11.6%
% of FP17s for the same patient ID Re-attending within 3 months - Adults	591	5,439	10.9%	13.9%	15.8%	15.5%
% of FP17s for the same patient ID Re-attending between 3 & 9 months - Children	1,322	2,190	60.4%	56.9%	60.3%	58.8%
% of FP17s for the same patient ID Re-attending between 3 & 9 months - Adults	2,950	5,439	54.2%	52.8%	53.5%	51.1%
% of FP17s for Band 1 Urgent Courses	374	7,170	5.2%	8.0%	9.1%	9.0%
% of FP17s Relating to Free Repair or Replacements	83	7,170	1.2%	1.1%	1.0%	0.8%
% of FP17s Relating to Continuations	108	7,170	1.5%	1.2%	1.0%	0.9%
% of Patients satisfied with the dentistry they have received	2	3	N/A	94.7%	93.6%	93.3%
% of Patients satisfied with the time they had to wait for an appointment	2	3	N/A	91.4%	89.8%	88.9%

* This is based on patients treated on this contract for their most recent course of treatment. Figures in italics indicate the base number of FP17s or Patient Questionnaire responses are less than 100. N/A is shown where the base number of responses is less than 10 during the period. % is calculated as Quantity/Base number*100

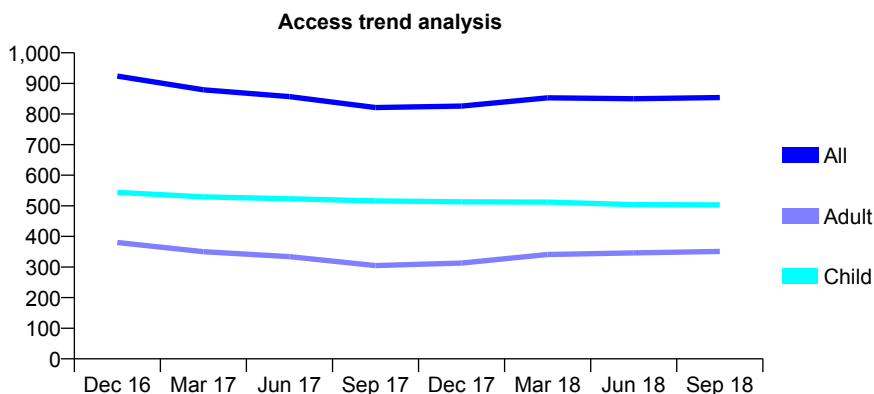
Q49 - Vital Signs At a Glance Contract Report for 131962/0001 - September 2018

Name or company name	Gateshead Lobley Hill Partnership
Contract type name	GDS Contract
Purpose of contract	General
Contract start date	01/07/2013
Contract end date	

18/19 Contracted general activity (UDA)	2,475
Carry forward general activity (UDA)	0
18/19 Contracted orthodontic activity (UOA)	0
Carry forward orthodontic activity (UOA)	0
Baseline contract value	£67,778.10

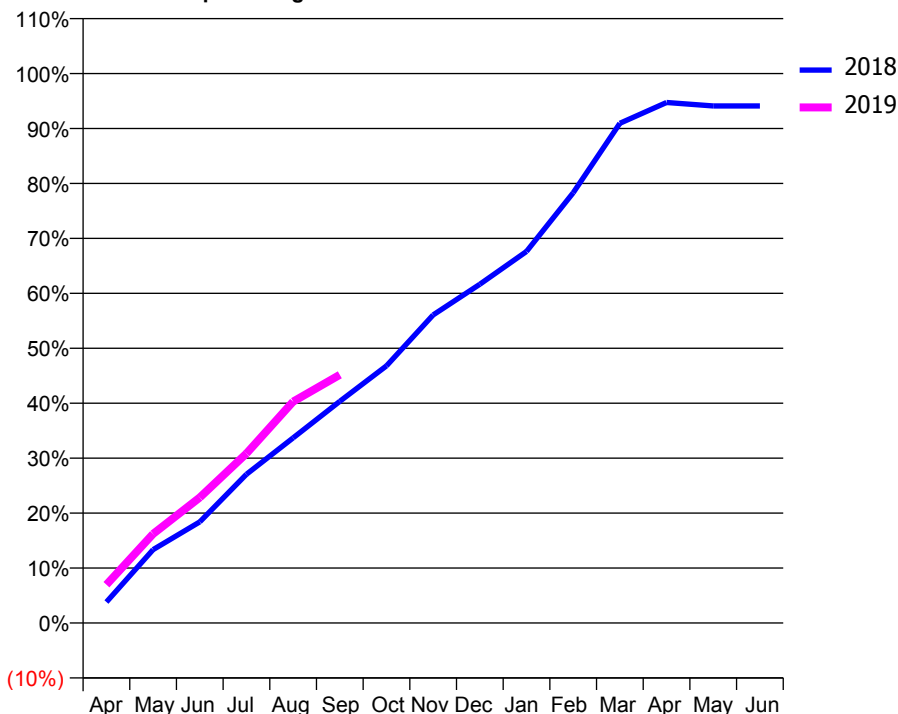
ACCESS*

Patients seen in 24 months	Total	Change since previous quarter
Quarter ending September 2017	821	
Quarter ending December 2017	826	→
Quarter ending March 2018	853	↑
Quarter ending June 2018	850	→
Quarter ending September 2018	854	→
Variance since September 2017	4.0%	↑



ACTIVITY

Cumulative percentage of contracted UDA delivered 2018 & 2019



Adjusted Scheduled Activity (UDA)		
Month	2018	2019
April	95	173
May	331	401
June	456	566
July	670	764
August	834	998
September	998	1,118
October	1,158	
November	1,388	
December	1,526	
January	1,673	
February	1,938	
March	2,251	
April	2,345	
May	2,329	
June	2,329	

QUALITY

	Quantity	Base Number	Contract	AT	Region	England
% of FP17s for the same patient ID Re-attending within 3 months - Children	41	436	9.4%	9.8%	12.2%	11.6%
% of FP17s for the same patient ID Re-attending within 3 months - Adults	37	218	17.0%	13.9%	15.8%	15.5%
% of FP17s for the same patient ID Re-attending between 3 & 9 months - Children	292	436	67.0%	56.9%	60.3%	58.8%
% of FP17s for the same patient ID Re-attending between 3 & 9 months - Adults	121	218	55.5%	52.8%	53.5%	51.1%
% of FP17s for Band 1 Urgent Courses	25	605	4.1%	8.0%	9.1%	9.0%
% of FP17s Relating to Free Repair or Replacements	2	605	0.3%	1.1%	1.0%	0.8%
% of FP17s Relating to Continuations	19	605	3.1%	1.2%	1.0%	0.9%
% of Patients satisfied with the dentistry they have received	0	0	N/A	94.7%	93.6%	93.3%
% of Patients satisfied with the time they had to wait for an appointment	0	0	N/A	91.4%	89.8%	88.9%

* This is based on patients treated on this contract for their most recent course of treatment. Figures in italics indicate the base number of FP17s or Patient Questionnaire responses are less than 100. N/A is shown where the base number of responses is less than 10 during the period. % is calculated as Quantity/Base number*100

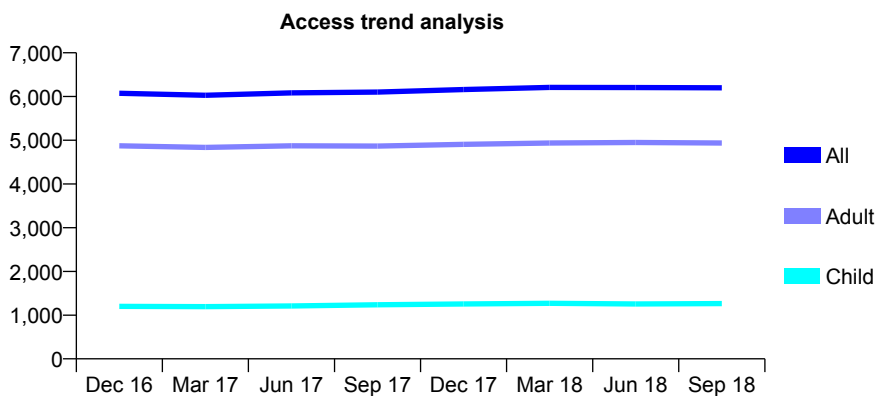
Q49 - Vital Signs At a Glance Contract Report for 132098/0001 - September 2018

Name or company name	Ryton Dental Clinic
Contract type name	GDS Contract
Purpose of contract	General
Contract start date	01/11/2014
Contract end date	

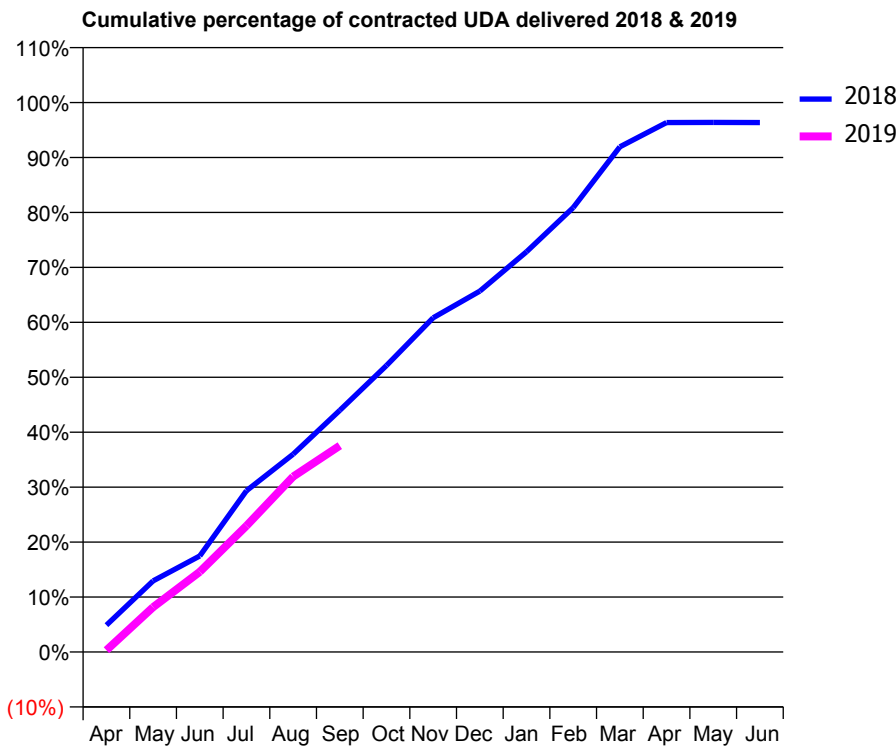
18/19 Contracted general activity (UDA)	20,000
Carry forward general activity (UDA)	729
18/19 Contracted orthodontic activity (UOA)	0
Carry forward orthodontic activity (UOA)	0
Baseline contract value	£459,849.23

ACCESS*

Patients seen in 24 months	Total	Change since previous quarter
Quarter ending September 2017	6,102	
Quarter ending December 2017	6,160	→
Quarter ending March 2018	6,208	→
Quarter ending June 2018	6,206	→
Quarter ending September 2018	6,200	→
Variance since September 2017	1.6%	→



ACTIVITY



Adjusted Scheduled Activity (UDA)		
Month	2018	2019
April	976	65
May	2,588	1,635
June	3,497	2,918
July	5,871	4,596
August	7,202	6,382
September	8,797	7,510
October	10,429	
November	12,165	
December	13,138	
January	14,566	
February	16,175	
March	18,388	
April	19,272	
May	19,273	
June	19,271	

QUALITY

	Quantity	Base Number	Contract	AT	Region	England
% of FP17s for the same patient ID Re-attending within 3 months - Children	101	1,076	9.4%	9.8%	12.2%	11.6%
% of FP17s for the same patient ID Re-attending within 3 months - Adults	370	3,587	10.3%	13.9%	15.8%	15.5%
% of FP17s for the same patient ID Re-attending between 3 & 9 months - Children	655	1,076	60.9%	56.9%	60.3%	58.8%
% of FP17s for the same patient ID Re-attending between 3 & 9 months - Adults	2,313	3,587	64.5%	52.8%	53.5%	51.1%
% of FP17s for Band 1 Urgent Courses	151	3,961	3.8%	8.0%	9.1%	9.0%
% of FP17s Relating to Free Repair or Replacements	48	3,961	1.2%	1.1%	1.0%	0.8%
% of FP17s Relating to Continuations	80	3,961	2.0%	1.2%	1.0%	0.9%
% of Patients satisfied with the dentistry they have received	4	4	N/A	94.7%	93.6%	93.3%
% of Patients satisfied with the time they had to wait for an appointment	4	4	N/A	91.4%	89.8%	88.9%

* This is based on patients treated on this contract for their most recent course of treatment. Figures in italics indicate the base number of FP17s or Patient Questionnaire responses are less than 100. N/A is shown where the base number of responses is less than 10 during the period. % is calculated as Quantity/Base number*100

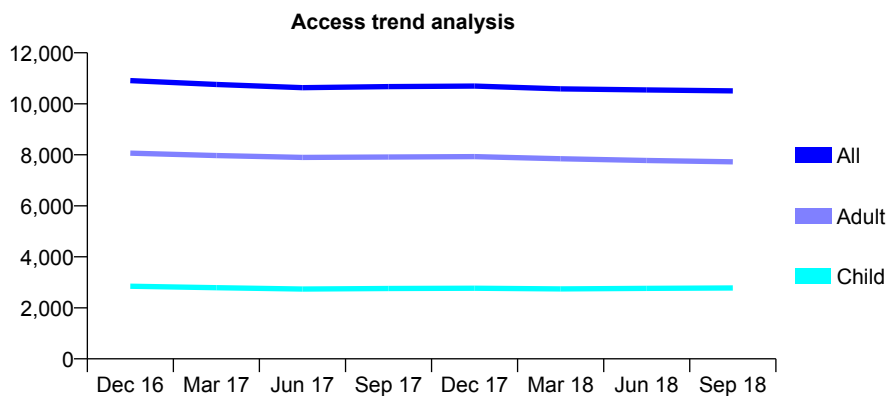
Q49 - Vital Signs At a Glance Contract Report for 133639/0001 - September 2018

Name or company name	DP Rundle Dentalcare Partnership
Contract type name	GDS Contract
Purpose of contract	General
Contract start date	20/01/2014
Contract end date	

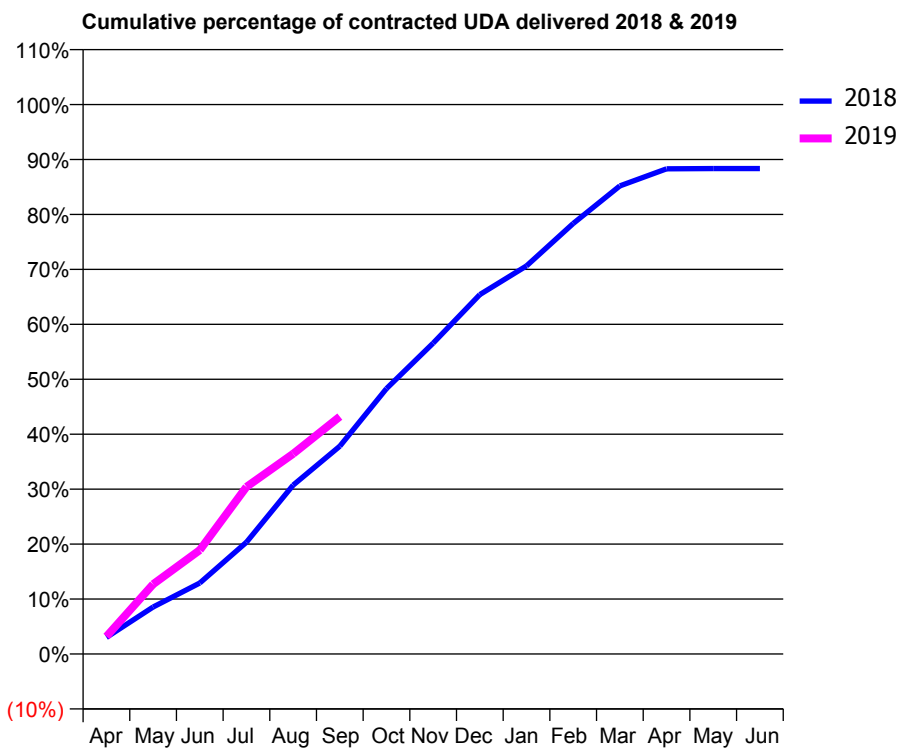
18/19 Contracted general activity (UDA)	27,000
Carry forward general activity (UDA)	0
18/19 Contracted orthodontic activity (UOA)	0
Carry forward orthodontic activity (UOA)	0
Baseline contract value	£786,382.11

ACCESS*

Patients seen in 24 months	Total	Change since previous quarter
Quarter ending September 2017	10,673	
Quarter ending December 2017	10,697	→
Quarter ending March 2018	10,587	↓
Quarter ending June 2018	10,543	→
Quarter ending September 2018	10,509	→
Variance since September 2017	(1.5%)	↓



ACTIVITY



Adjusted Scheduled Activity (UDA)		
Month	2018	2019
April	819	865
May	2,310	3,433
June	3,488	5,104
July	5,491	8,216
August	8,298	9,835
September	10,214	11,664
October	13,043	
November	15,274	
December	17,662	
January	19,071	
February	21,154	
March	23,003	
April	23,841	
May	23,854	
June	23,854	

QUALITY

	Quantity	Base Number	Contract	AT	Region	England
% of FP17s for the same patient ID Re-attending within 3 months - Children	64	1,644	3.9%	9.8%	12.2%	11.6%
% of FP17s for the same patient ID Re-attending within 3 months - Adults	641	4,804	13.3%	13.9%	15.8%	15.5%
% of FP17s for the same patient ID Re-attending between 3 & 9 months - Children	781	1,644	47.5%	56.9%	60.3%	58.8%
% of FP17s for the same patient ID Re-attending between 3 & 9 months - Adults	2,366	4,804	49.3%	52.8%	53.5%	51.1%
% of FP17s for Band 1 Urgent Courses	585	6,064	9.6%	8.0%	9.1%	9.0%
% of FP17s Relating to Free Repair or Replacements	36	6,064	0.6%	1.1%	1.0%	0.8%
% of FP17s Relating to Continuations	73	6,064	1.2%	1.2%	1.0%	0.9%
% of Patients satisfied with the dentistry they have received	8	8	N/A	94.7%	93.6%	93.3%
% of Patients satisfied with the time they had to wait for an appointment	8	8	N/A	91.4%	89.8%	88.9%

* This is based on patients treated on this contract for their most recent course of treatment. Figures in italics indicate the base number of FP17s or Patient Questionnaire responses are less than 100. N/A is shown where the base number of responses is less than 10 during the period. % is calculated as Quantity/Base number*100

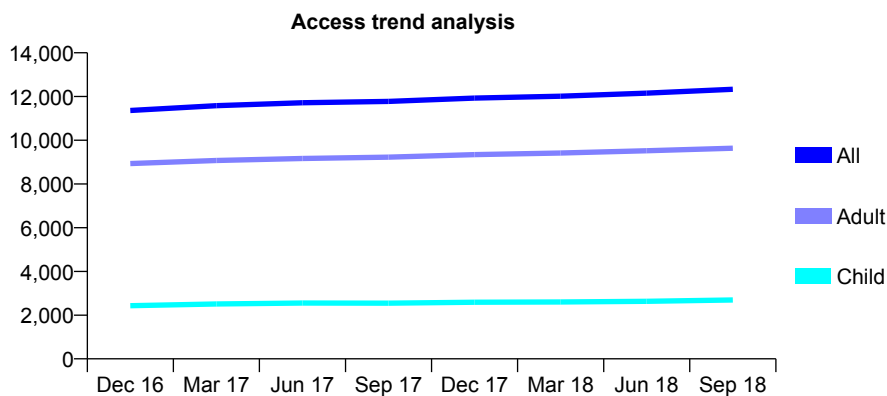
Q49 - Vital Signs At a Glance Contract Report for 134058/0001 - September 2018

Name or company name	Alison Brett Dental Care LLP
Contract type name	GDS Contract
Purpose of contract	General and Orthodontic
Contract start date	01/08/2012
Contract end date	

18/19 Contracted general activity (UDA)	35,972
Carry forward general activity (UDA)	0
18/19 Contracted orthodontic activity (UOA)	0
Carry forward orthodontic activity (UOA)	0
Baseline contract value	£1,029,728.94

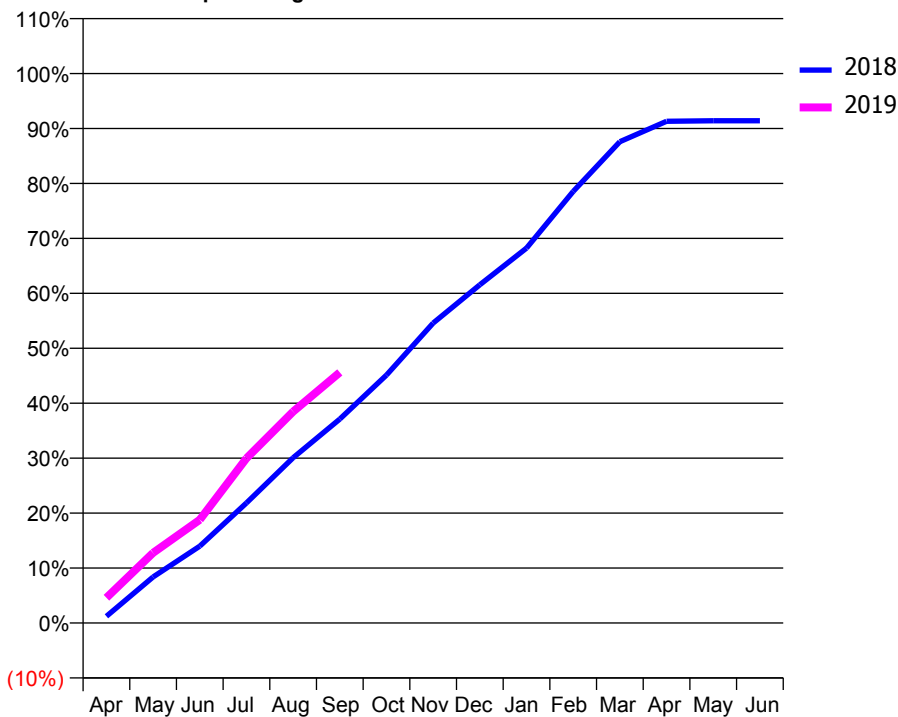
ACCESS*

Patients seen in 24 months	Total	Change since previous quarter
Quarter ending September 2017	11,777	
Quarter ending December 2017	11,929	→
Quarter ending March 2018	12,016	→
Quarter ending June 2018	12,152	→
Quarter ending September 2018	12,332	→
Variance since September 2017	4.7%	↑



ACTIVITY

Cumulative percentage of contracted UDA delivered 2018 & 2019



Month	Adjusted Scheduled Activity (UDA)	
	2018	2019
April	425	1,650
May	2,939	4,596
June	4,896	6,759
July	7,657	10,786
August	10,533	13,842
September	12,999	16,408
October	15,807	
November	19,121	
December	21,557	
January	23,902	
February	27,509	
March	30,682	
April	31,983	
May	32,021	
June	32,021	

QUALITY

	Quantity	Base Number	Contract	AT	Region	England
% of FP17s for the same patient ID Re-attending within 3 months - Children	217	2,528	8.6%	9.8%	12.2%	11.6%
% of FP17s for the same patient ID Re-attending within 3 months - Adults	1,119	7,473	15.0%	13.9%	15.8%	15.5%
% of FP17s for the same patient ID Re-attending between 3 & 9 months - Children	1,599	2,528	63.3%	56.9%	60.3%	58.8%
% of FP17s for the same patient ID Re-attending between 3 & 9 months - Adults	4,037	7,473	54.0%	52.8%	53.5%	51.1%
% of FP17s for Band 1 Urgent Courses	1,065	8,511	12.5%	8.0%	9.1%	9.0%
% of FP17s Relating to Free Repair or Replacements	71	8,511	0.8%	1.1%	1.0%	0.8%
% of FP17s Relating to Continuations	122	8,511	1.4%	1.2%	1.0%	0.9%
% of Patients satisfied with the dentistry they have received	7	8	N/A	94.7%	93.6%	93.3%
% of Patients satisfied with the time they had to wait for an appointment	7	8	N/A	91.4%	89.8%	88.9%

* This is based on patients treated on this contract for their most recent course of treatment. Figures in italics indicate the base number of FP17s or Patient Questionnaire responses are less than 100. N/A is shown where the base number of responses is less than 10 during the period. % is calculated as Quantity/Base number*100

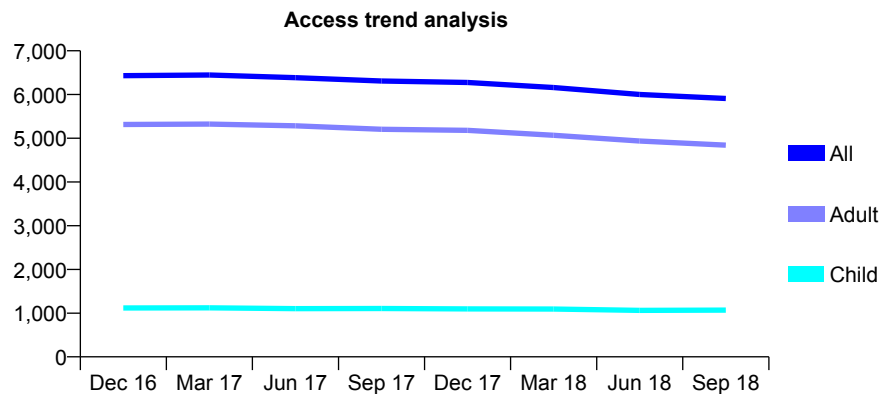
Q49 - Vital Signs At a Glance Contract Report for 136360/0001 - September 2018

Name or company name	The Mill Dental Practice Partnership
Contract type name	GDS Contract
Purpose of contract	General
Contract start date	31/01/2014
Contract end date	

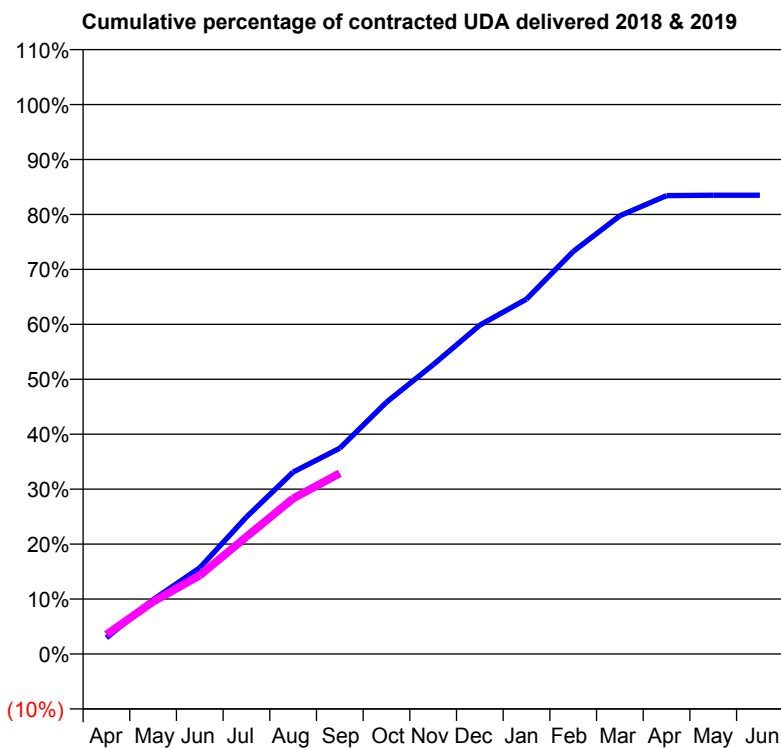
18/19 Contracted general activity (UDA)	20,000
Carry forward general activity (UDA)	0
18/19 Contracted orthodontic activity (UOA)	0
Carry forward orthodontic activity (UOA)	0
Baseline contract value	£521,831.89

ACCESS*

Patients seen in 24 months	Total	Change since previous quarter
Quarter ending September 2017	6,310	
Quarter ending December 2017	6,277	→
Quarter ending March 2018	6,161	↓
Quarter ending June 2018	6,001	↓
Quarter ending September 2018	5,911	↓
Variance since September 2017	(6.3%)	↓



ACTIVITY



Month	Adjusted Scheduled Activity (UDA)	
	2018	2019
April	591	704
May	1,978	1,904
June	3,135	2,863
July	4,986	4,270
August	6,621	5,664
September	7,490	6,579
October	9,163	
November	10,530	
December	11,971	
January	12,915	
February	14,650	
March	15,951	
April	16,684	
May	16,696	
June	16,696	

QUALITY

	Quantity	Base Number	Contract	AT	Region	England
% of FP17s for the same patient ID Re-attending within 3 months - Children	24	690	3.5%	9.8%	12.2%	11.6%
% of FP17s for the same patient ID Re-attending within 3 months - Adults	260	2,717	9.6%	13.9%	15.8%	15.5%
% of FP17s for the same patient ID Re-attending between 3 & 9 months - Children	436	690	63.2%	56.9%	60.3%	58.8%
% of FP17s for the same patient ID Re-attending between 3 & 9 months - Adults	1,530	2,717	56.3%	52.8%	53.5%	51.1%
% of FP17s for Band 1 Urgent Courses	180	3,105	5.8%	8.0%	9.1%	9.0%
% of FP17s Relating to Free Repair or Replacements	30	3,105	1.0%	1.1%	1.0%	0.8%
% of FP17s Relating to Continuations	46	3,105	1.5%	1.2%	1.0%	0.9%
% of Patients satisfied with the dentistry they have received	6	6	N/A	94.7%	93.6%	93.3%
% of Patients satisfied with the time they had to wait for an appointment	6	6	N/A	91.4%	89.8%	88.9%

* This is based on patients treated on this contract for their most recent course of treatment. Figures in italics indicate the base number of FP17s or Patient Questionnaire responses are less than 100. N/A is shown where the base number of responses is less than 10 during the period. % is calculated as Quantity/Base number*100

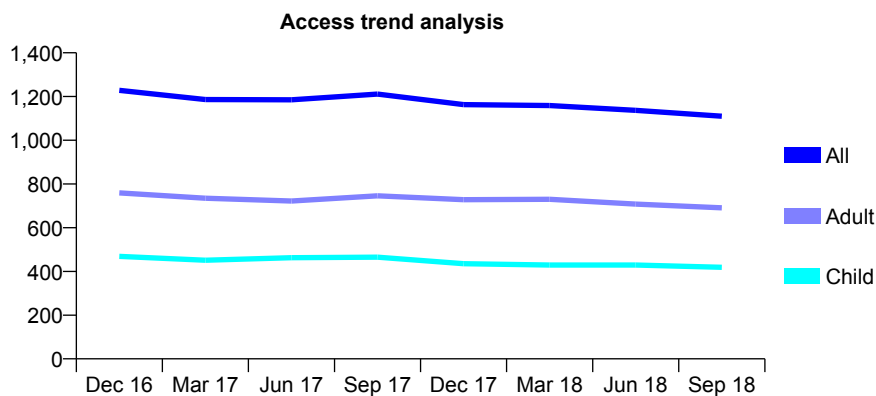
Q49 - Vital Signs At a Glance Contract Report for 140449/0001 - September 2018

Name or company name	South Tyneside Foundation Trust
Contract type name	PDS Contract
Purpose of contract	General
Contract start date	01/06/2013
Contract end date	31/03/2020

18/19 Contracted general activity (UDA)	2,200
Carry forward general activity (UDA)	0
18/19 Contracted orthodontic activity (UOA)	0
Carry forward orthodontic activity (UOA)	0
Baseline contract value	£969,034.84

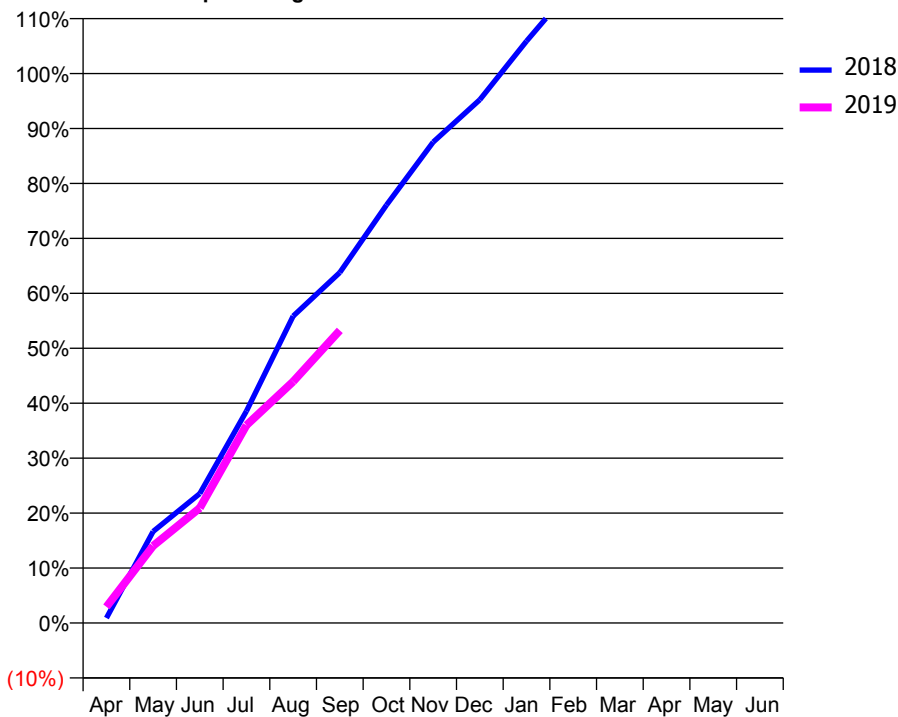
ACCESS*

Patients seen in 24 months	Total	Change since previous quarter
Quarter ending September 2017	1,211	
Quarter ending December 2017	1,163	↓
Quarter ending March 2018	1,159	→
Quarter ending June 2018	1,137	↓
Quarter ending September 2018	1,110	↓
Variance since September 2017	(8.3%)	↓



ACTIVITY

Cumulative percentage of contracted UDA delivered 2018 & 2019



Adjusted Scheduled Activity (UDA)		
Month	2018	2019
April	20	65
May	366	309
June	518	461
July	849	792
August	1,229	967
September	1,403	1,172
October	1,674	
November	1,925	
December	2,095	
January	2,330	
February	2,547	
March	2,759	
April	2,909	
May	2,912	
June	2,912	

QUALITY

	Quantity	Base Number	Contract	AT	Region	England
% of FP17s for the same patient ID Re-attending within 3 months - Children	18	300	6.0%	9.8%	12.2%	11.6%
% of FP17s for the same patient ID Re-attending within 3 months - Adults	51	449	11.4%	13.9%	15.8%	15.5%
% of FP17s for the same patient ID Re-attending between 3 & 9 months - Children	116	300	38.7%	56.9%	60.3%	58.8%
% of FP17s for the same patient ID Re-attending between 3 & 9 months - Adults	233	449	51.9%	52.8%	53.5%	51.1%
% of FP17s for Band 1 Urgent Courses	19	664	2.9%	8.0%	9.1%	9.0%
% of FP17s Relating to Free Repair or Replacements	0	664	0.0%	1.1%	1.0%	0.8%
% of FP17s Relating to Continuations	13	664	2.0%	1.2%	1.0%	0.9%
% of Patients satisfied with the dentistry they have received	1	1	N/A	94.7%	93.6%	93.3%
% of Patients satisfied with the time they had to wait for an appointment	1	1	N/A	91.4%	89.8%	88.9%

* This is based on patients treated on this contract for their most recent course of treatment. Figures in italics indicate the base number of FP17s or Patient Questionnaire responses are less than 100. N/A is shown where the base number of responses is less than 10 during the period. % is calculated as Quantity/Base number*100

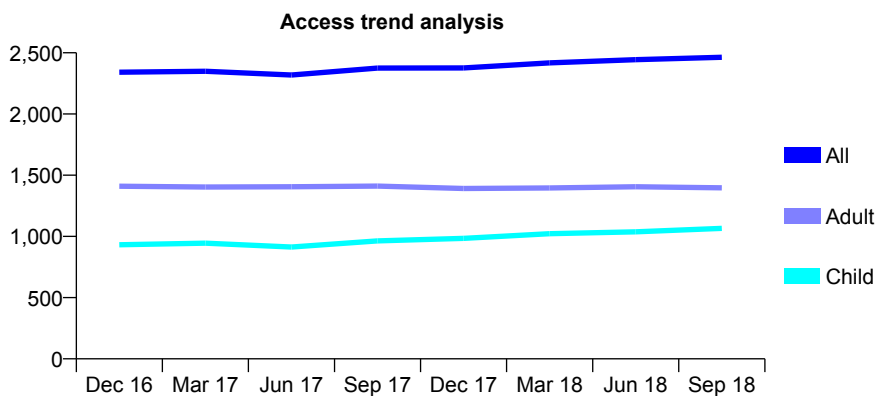
Q49 - Vital Signs At a Glance Contract Report for 140449/0002 - September 2018

Name or company name	South Tyneside Foundation Trust
Contract type name	PDS Contract
Purpose of contract	General
Contract start date	01/06/2013
Contract end date	31/03/2020

18/19 Contracted general activity (UDA)	5,050
Carry forward general activity (UDA)	0
18/19 Contracted orthodontic activity (UOA)	0
Carry forward orthodontic activity (UOA)	0
Baseline contract value	£2,077,012.65

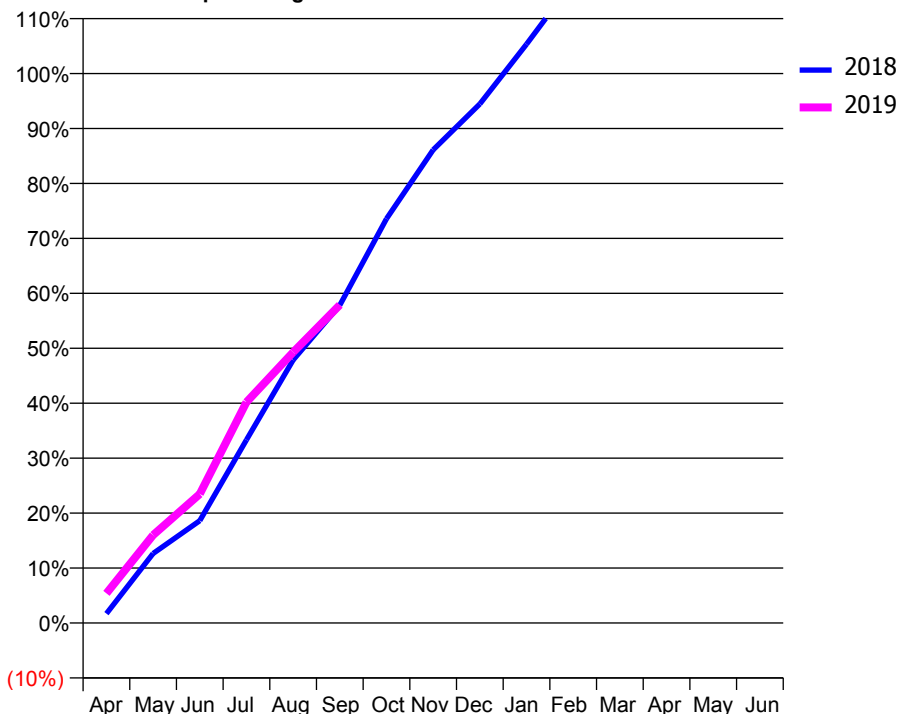
ACCESS*

Patients seen in 24 months	Total	Change since previous quarter
Quarter ending September 2017	2,375	
Quarter ending December 2017	2,376	→
Quarter ending March 2018	2,418	→
Quarter ending June 2018	2,444	→
Quarter ending September 2018	2,463	→
Variance since September 2017	3.7%	↑



ACTIVITY

Cumulative percentage of contracted UDA delivered 2018 & 2019



Month	Adjusted Scheduled Activity (UDA)	
	2018	2019
April	87	272
May	639	808
June	940	1,186
July	1,684	2,030
August	2,417	2,488
September	2,921	2,923
October	3,715	
November	4,348	
December	4,770	
January	5,319	
February	5,894	
March	6,393	
April	6,736	
May	6,741	
June	6,744	

QUALITY

	Quantity	Base Number	Contract	AT	Region	England
% of FP17s for the same patient ID Re-attending within 3 months - Children	33	731	4.5%	9.8%	12.2%	11.6%
% of FP17s for the same patient ID Re-attending within 3 months - Adults	70	918	7.6%	13.9%	15.8%	15.5%
% of FP17s for the same patient ID Re-attending between 3 & 9 months - Children	198	731	27.1%	56.9%	60.3%	58.8%
% of FP17s for the same patient ID Re-attending between 3 & 9 months - Adults	496	918	54.0%	52.8%	53.5%	51.1%
% of FP17s for Band 1 Urgent Courses	21	1,500	1.4%	8.0%	9.1%	9.0%
% of FP17s Relating to Free Repair or Replacements	4	1,500	0.3%	1.1%	1.0%	0.8%
% of FP17s Relating to Continuations	9	1,500	0.6%	1.2%	1.0%	0.9%
% of Patients satisfied with the dentistry they have received	1	2	N/A	94.7%	93.6%	93.3%
% of Patients satisfied with the time they had to wait for an appointment	1	2	N/A	91.4%	89.8%	88.9%

* This is based on patients treated on this contract for their most recent course of treatment. Figures in italics indicate the base number of FP17s or Patient Questionnaire responses are less than 100. N/A is shown where the base number of responses is less than 10 during the period. % is calculated as Quantity/Base number*100

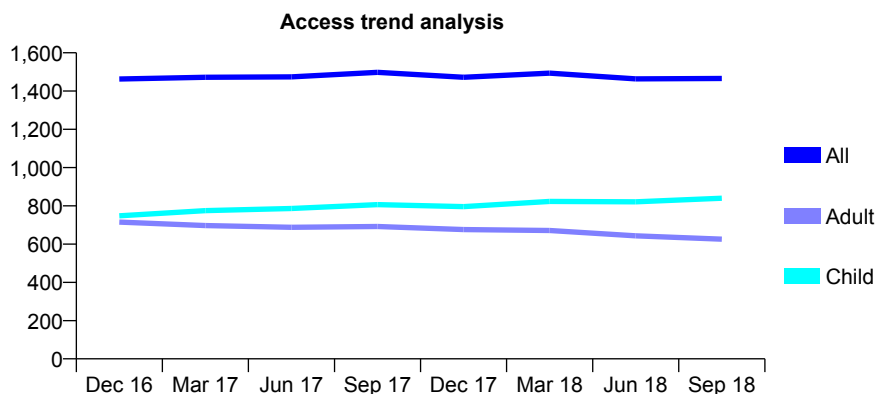
Q49 - Vital Signs At a Glance Contract Report for 140449/0003 - September 2018

Name or company name	South Tyneside Foundation Trust
Contract type name	PDS Contract
Purpose of contract	General
Contract start date	01/06/2013
Contract end date	31/03/2020

18/19 Contracted general activity (UDA)	2,195
Carry forward general activity (UDA)	0
18/19 Contracted orthodontic activity (UOA)	0
Carry forward orthodontic activity (UOA)	0
Baseline contract value	£1,236,241.28

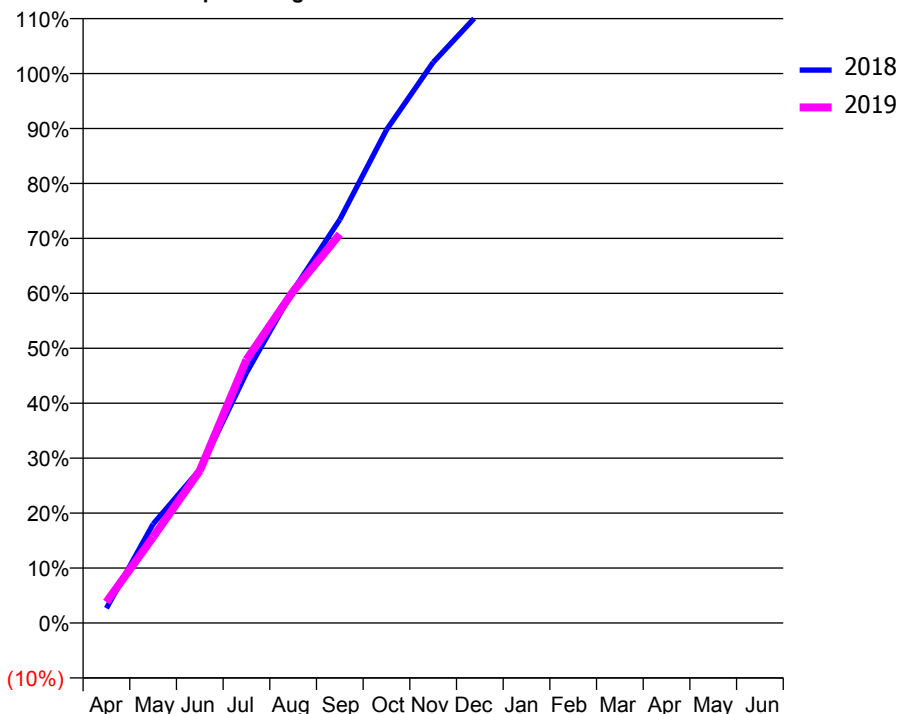
ACCESS*

Patients seen in 24 months	Total	Change since previous quarter
Quarter ending September 2017	1,498	
Quarter ending December 2017	1,472	↓
Quarter ending March 2018	1,494	→
Quarter ending June 2018	1,464	↓
Quarter ending September 2018	1,466	→
Variance since September 2017	(2.1%)	↓



ACTIVITY

Cumulative percentage of contracted UDA delivered 2018 & 2019



Adjusted Scheduled Activity (UDA)		
Month	2018	2019
April	59	84
May	396	343
June	613	609
July	1,000	1,052
August	1,328	1,325
September	1,611	1,553
October	1,970	
November	2,240	
December	2,439	
January	2,804	
February	3,112	
March	3,338	
April	3,507	
May	3,522	
June	3,522	

QUALITY

	Quantity	Base Number	Contract	AT	Region	England
% of FP17s for the same patient ID Re-attending within 3 months - Children	90	560	16.1%	9.8%	12.2%	11.6%
% of FP17s for the same patient ID Re-attending within 3 months - Adults	48	345	13.9%	13.9%	15.8%	15.5%
% of FP17s for the same patient ID Re-attending between 3 & 9 months - Children	180	560	32.1%	56.9%	60.3%	58.8%
% of FP17s for the same patient ID Re-attending between 3 & 9 months - Adults	116	345	33.6%	52.8%	53.5%	51.1%
% of FP17s for Band 1 Urgent Courses	20	818	2.4%	8.0%	9.1%	9.0%
% of FP17s Relating to Free Repair or Replacements	0	818	0.0%	1.1%	1.0%	0.8%
% of FP17s Relating to Continuations	39	818	4.8%	1.2%	1.0%	0.9%
% of Patients satisfied with the dentistry they have received	0	0	N/A	94.7%	93.6%	93.3%
% of Patients satisfied with the time they had to wait for an appointment	0	0	N/A	91.4%	89.8%	88.9%

* This is based on patients treated on this contract for their most recent course of treatment. Figures in italics indicate the base number of FP17s or Patient Questionnaire responses are less than 100. N/A is shown where the base number of responses is less than 10 during the period. % is calculated as Quantity/Base number*100

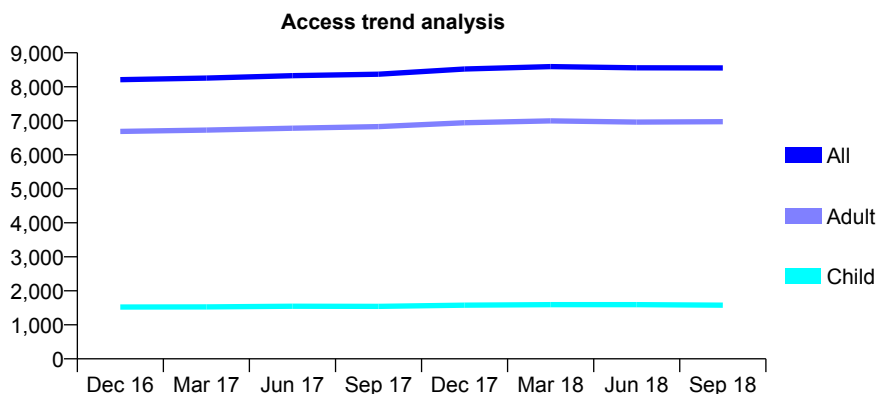
Q49 - Vital Signs At a Glance Contract Report for 141593/0001 - September 2018

Name or company name	J R P Jones and Associates
Contract type name	GDS Contract
Purpose of contract	General and Orthodontic
Contract start date	01/03/2012
Contract end date	

18/19 Contracted general activity (UDA)	26,411
Carry forward general activity (UDA)	616
18/19 Contracted orthodontic activity (UOA)	300
Carry forward orthodontic activity (UOA)	0
Baseline contract value	£705,924.32

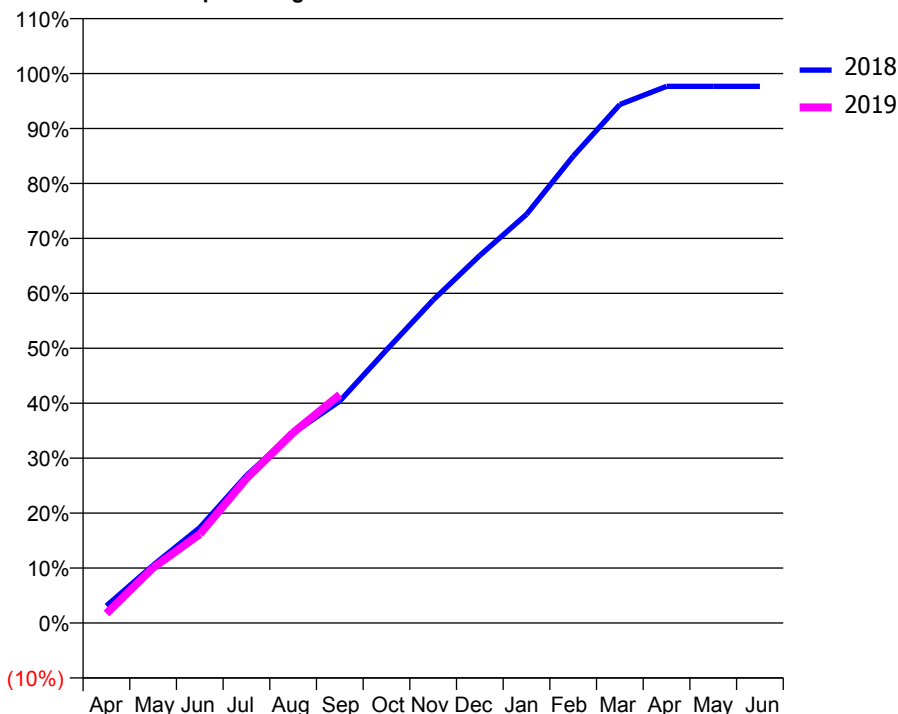
ACCESS*

Patients seen in 24 months	Total	Change since previous quarter
Quarter ending September 2017	8,372	
Quarter ending December 2017	8,522	→
Quarter ending March 2018	8,593	→
Quarter ending June 2018	8,559	→
Quarter ending September 2018	8,555	→
Variance since September 2017	2.2%	↑



ACTIVITY

Cumulative percentage of contracted UDA delivered 2018 & 2019



Adjusted Scheduled Activity (UDA)

Month	2018	2019
April	823	460
May	2,781	2,656
June	4,584	4,275
July	7,090	6,954
August	9,129	9,147
September	10,666	10,979
October	13,124	
November	15,529	
December	17,669	
January	19,638	
February	22,434	
March	24,920	
April	25,794	
May	25,795	
June	25,795	

QUALITY

	Quantity	Base Number	Contract	AT	Region	England
% of FP17s for the same patient ID Re-attending within 3 months - Children	70	1,354	5.2%	9.8%	12.2%	11.6%
% of FP17s for the same patient ID Re-attending within 3 months - Adults	490	5,485	8.9%	13.9%	15.8%	15.5%
% of FP17s for the same patient ID Re-attending between 3 & 9 months - Children	1,074	1,354	79.3%	56.9%	60.3%	58.8%
% of FP17s for the same patient ID Re-attending between 3 & 9 months - Adults	4,053	5,485	73.9%	52.8%	53.5%	51.1%
% of FP17s for Band 1 Urgent Courses	314	6,388	4.9%	8.0%	9.1%	9.0%
% of FP17s Relating to Free Repair or Replacements	68	6,388	1.1%	1.1%	1.0%	0.8%
% of FP17s Relating to Continuations	58	6,388	0.9%	1.2%	1.0%	0.9%
% of Patients satisfied with the dentistry they have received	8	8	N/A	94.7%	93.6%	93.3%
% of Patients satisfied with the time they had to wait for an appointment	8	8	N/A	91.4%	89.8%	88.9%

* This is based on patients treated on this contract for their most recent course of treatment. Figures in italics indicate the base number of FP17s or Patient Questionnaire responses are less than 100. N/A is shown where the base number of responses is less than 10 during the period. % is calculated as Quantity/Base number*100

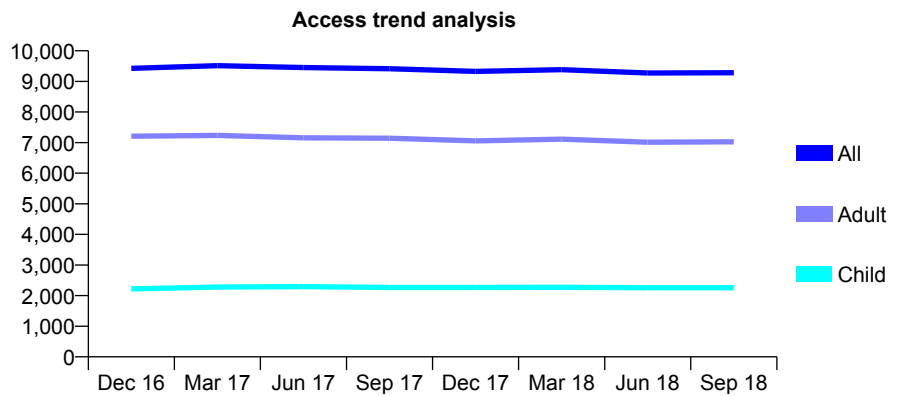
Q49 - Vital Signs At a Glance Contract Report for 141852/0001 - September 2018

Name or company name	Perfect Smile Gateshead Partnership
Contract type name	GDS Contract
Purpose of contract	General and Orthodontic
Contract start date	01/07/2014
Contract end date	

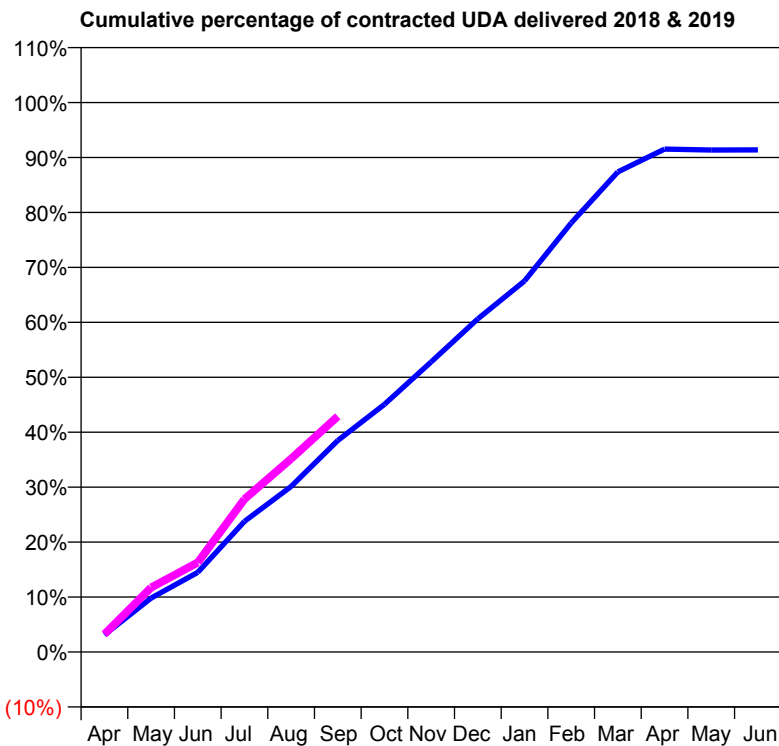
18/19 Contracted general activity (UDA)	28,872
Carry forward general activity (UDA)	0
18/19 Contracted orthodontic activity (UOA)	500
Carry forward orthodontic activity (UOA)	0
Baseline contract value	£858,767.73

ACCESS*

Patients seen in 24 months	Total	Change since previous quarter
Quarter ending September 2017	9,412	
Quarter ending December 2017	9,326	→
Quarter ending March 2018	9,384	→
Quarter ending June 2018	9,274	↓
Quarter ending September 2018	9,284	→
Variance since September 2017	(1.4%)	↓



ACTIVITY



Month	2018	2019
April	902	933
May	2,834	3,385
June	4,185	4,704
July	6,861	8,031
August	8,696	10,159
September	11,116	12,385
October	13,013	
November	15,245	
December	17,508	
January	19,492	
February	22,542	
March	25,227	
April	26,423	
May	26,378	
June	26,384	

QUALITY

	Quantity	Base Number	Contract	AT	Region	England
% of FP17s for the same patient ID Re-attending within 3 months - Children	102	1,304	7.8%	9.8%	12.2%	11.6%
% of FP17s for the same patient ID Re-attending within 3 months - Adults	358	3,962	9.0%	13.9%	15.8%	15.5%
% of FP17s for the same patient ID Re-attending between 3 & 9 months - Children	581	1,304	44.6%	56.9%	60.3%	58.8%
% of FP17s for the same patient ID Re-attending between 3 & 9 months - Adults	1,918	3,962	48.4%	52.8%	53.5%	51.1%
% of FP17s for Band 1 Urgent Courses	446	4,873	9.2%	8.0%	9.1%	9.0%
% of FP17s Relating to Free Repair or Replacements	75	4,873	1.5%	1.1%	1.0%	0.8%
% of FP17s Relating to Continuations	18	4,873	0.4%	1.2%	1.0%	0.9%
% of Patients satisfied with the dentistry they have received	4	4	N/A	94.7%	93.6%	93.3%
% of Patients satisfied with the time they had to wait for an appointment	4	4	N/A	91.4%	89.8%	88.9%

* This is based on patients treated on this contract for their most recent course of treatment. Figures in italics indicate the base number of FP17s or Patient Questionnaire responses are less than 100. N/A is shown where the base number of responses is less than 10 during the period. % is calculated as Quantity/Base number*100

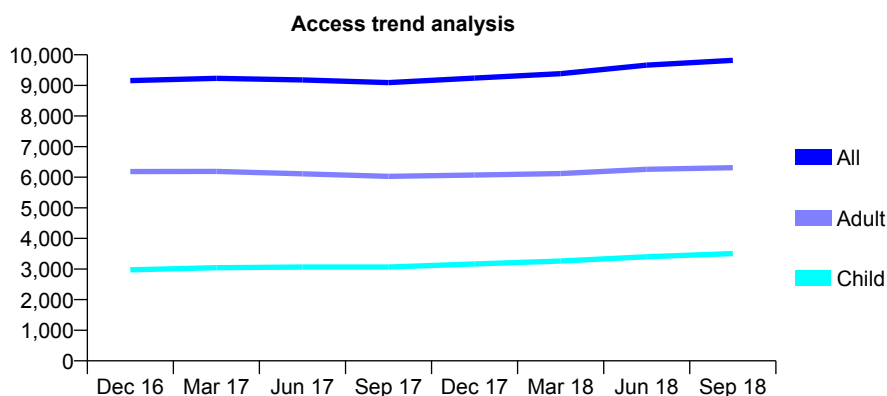
Q49 - Vital Signs At a Glance Contract Report for 142050/0001 - September 2018

Name or company name	The Grainger Stockton, Birtley and Stanley
Contract type name	GDS Contract
Purpose of contract	General
Contract start date	01/02/2014
Contract end date	

18/19 Contracted general activity (UDA)	32,500
Carry forward general activity (UDA)	0
18/19 Contracted orthodontic activity (UOA)	0
Carry forward orthodontic activity (UOA)	0
Baseline contract value	£769,638.32

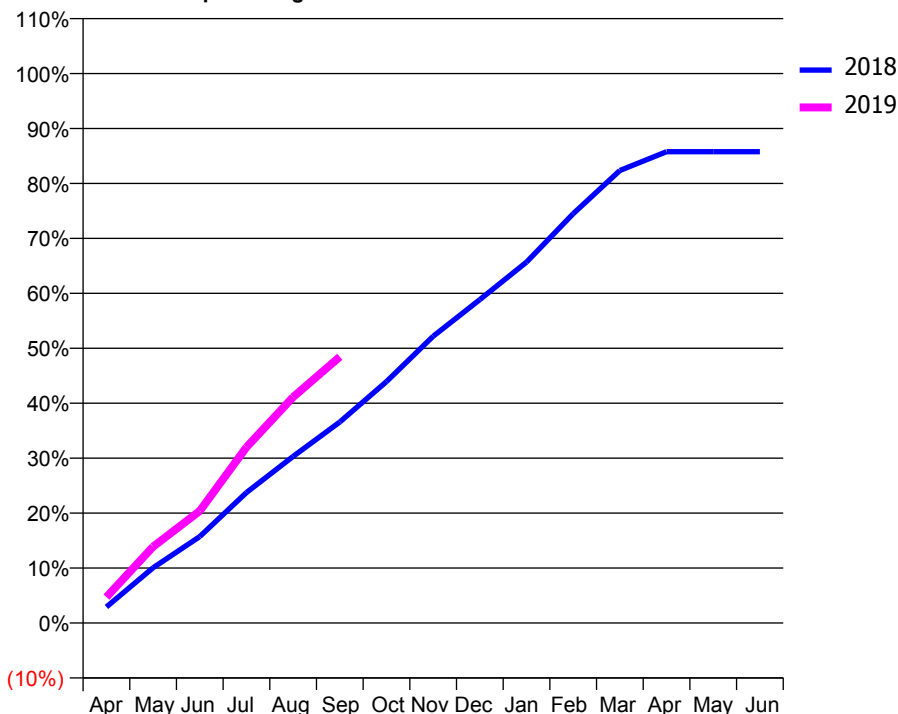
ACCESS*

Patients seen in 24 months	Total	Change since previous quarter
Quarter ending September 2017	9,093	
Quarter ending December 2017	9,239	→
Quarter ending March 2018	9,382	→
Quarter ending June 2018	9,662	↑
Quarter ending September 2018	9,817	→
Variance since September 2017	8.0%	↑



ACTIVITY

Cumulative percentage of contracted UDA delivered 2018 & 2019



Adjusted Scheduled Activity (UDA)

Month	2018	2019
April	949	1,533
May	3,266	4,517
June	5,117	6,632
July	7,716	10,396
August	9,851	13,368
September	11,891	15,742
October	14,275	
November	16,957	
December	19,128	
January	21,348	
February	24,211	
March	26,763	
April	27,878	
May	27,876	
June	27,876	

QUALITY

	Quantity	Base Number	Contract	AT	Region	England
% of FP17s for the same patient ID Re-attending within 3 months - Children	152	2,864	5.3%	9.8%	12.2%	11.6%
% of FP17s for the same patient ID Re-attending within 3 months - Adults	488	4,211	11.6%	13.9%	15.8%	15.5%
% of FP17s for the same patient ID Re-attending between 3 & 9 months - Children	1,655	2,864	57.8%	56.9%	60.3%	58.8%
% of FP17s for the same patient ID Re-attending between 3 & 9 months - Adults	2,242	4,211	53.2%	52.8%	53.5%	51.1%
% of FP17s for Band 1 Urgent Courses	401	6,690	6.0%	8.0%	9.1%	9.0%
% of FP17s Relating to Free Repair or Replacements	38	6,690	0.6%	1.1%	1.0%	0.8%
% of FP17s Relating to Continuations	84	6,690	1.3%	1.2%	1.0%	0.9%
% of Patients satisfied with the dentistry they have received	6	6	N/A	94.7%	93.6%	93.3%
% of Patients satisfied with the time they had to wait for an appointment	5	6	N/A	91.4%	89.8%	88.9%

* This is based on patients treated on this contract for their most recent course of treatment. Figures in italics indicate the base number of FP17s or Patient Questionnaire responses are less than 100. N/A is shown where the base number of responses is less than 10 during the period. % is calculated as Quantity/Base number*100

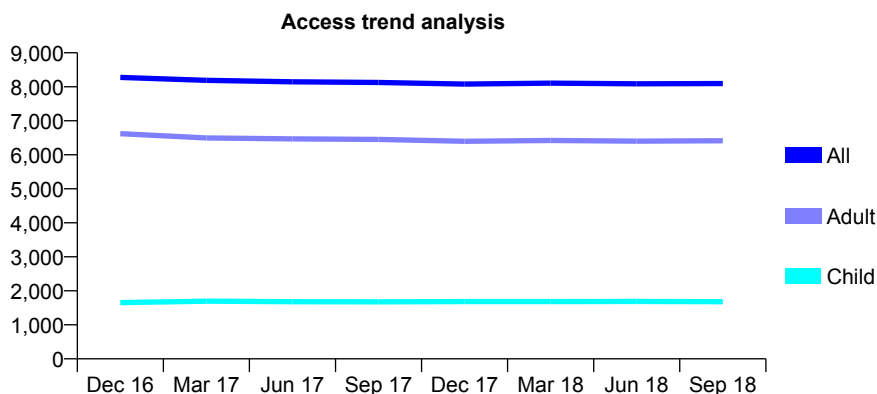
Q49 - Vital Signs At a Glance Contract Report for 143324/0001 - September 2018

Name or company name	Perfect Smile Blaydon Partnership
Contract type name	GDS Contract
Purpose of contract	General
Contract start date	01/07/2014
Contract end date	

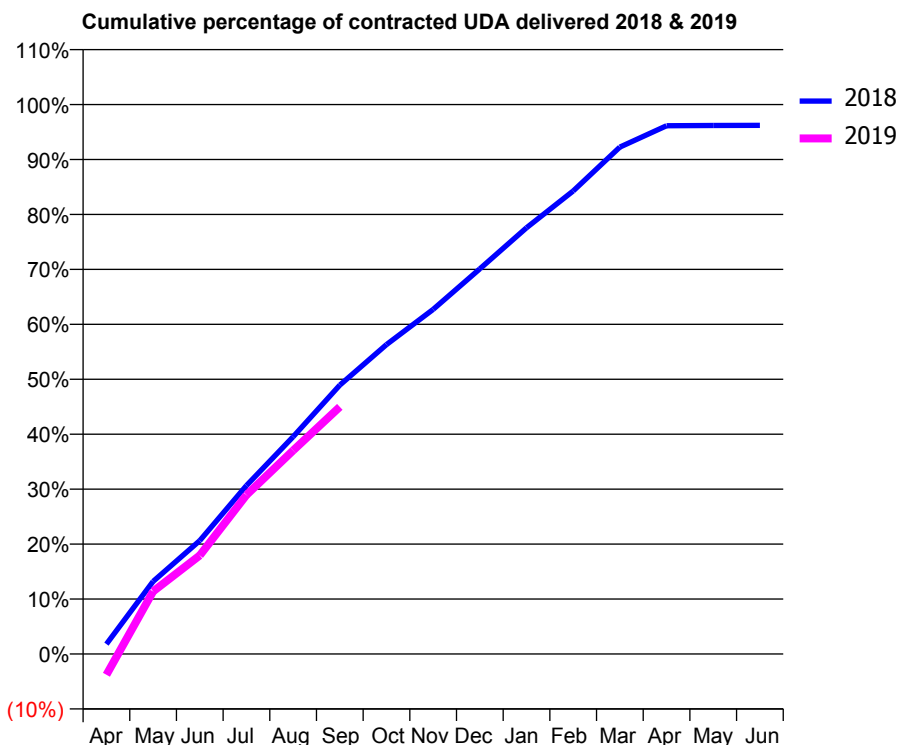
18/19 Contracted general activity (UDA)	22,584
Carry forward general activity (UDA)	857
18/19 Contracted orthodontic activity (UOA)	0
Carry forward orthodontic activity (UOA)	0
Baseline contract value	£715,395.00

ACCESS*

Patients seen in 24 months	Total	Change since previous quarter
Quarter ending September 2017	8,127	
Quarter ending December 2017	8,082	→
Quarter ending March 2018	8,109	→
Quarter ending June 2018	8,090	→
Quarter ending September 2018	8,096	→
Variance since September 2017	(0.4%)	→



ACTIVITY



Month	Adjusted Scheduled Activity (UDA)	
	2018	2019
April	409	-857
May	2,986	2,574
June	4,660	4,051
July	6,924	6,535
August	8,932	8,365
September	11,053	10,160
October	12,716	
November	14,162	
December	15,831	
January	17,516	
February	19,032	
March	20,834	
April	21,710	
May	21,724	
June	21,727	

QUALITY

	Quantity	Base Number	Contract	AT	Region	England
% of FP17s for the same patient ID Re-attending within 3 months - Children	30	1,043	2.9%	9.8%	12.2%	11.6%
% of FP17s for the same patient ID Re-attending within 3 months - Adults	357	3,791	9.4%	13.9%	15.8%	15.5%
% of FP17s for the same patient ID Re-attending between 3 & 9 months - Children	425	1,043	40.7%	56.9%	60.3%	58.8%
% of FP17s for the same patient ID Re-attending between 3 & 9 months - Adults	1,508	3,791	39.8%	52.8%	53.5%	51.1%
% of FP17s for Band 1 Urgent Courses	217	4,488	4.8%	8.0%	9.1%	9.0%
% of FP17s Relating to Free Repair or Replacements	33	4,488	0.7%	1.1%	1.0%	0.8%
% of FP17s Relating to Continuations	60	4,488	1.3%	1.2%	1.0%	0.9%
% of Patients satisfied with the dentistry they have received	2	2	N/A	94.7%	93.6%	93.3%
% of Patients satisfied with the time they had to wait for an appointment	1	2	N/A	91.4%	89.8%	88.9%

* This is based on patients treated on this contract for their most recent course of treatment. Figures in italics indicate the base number of FP17s or Patient Questionnaire responses are less than 100. N/A is shown where the base number of responses is less than 10 during the period. % is calculated as Quantity/Base number*100

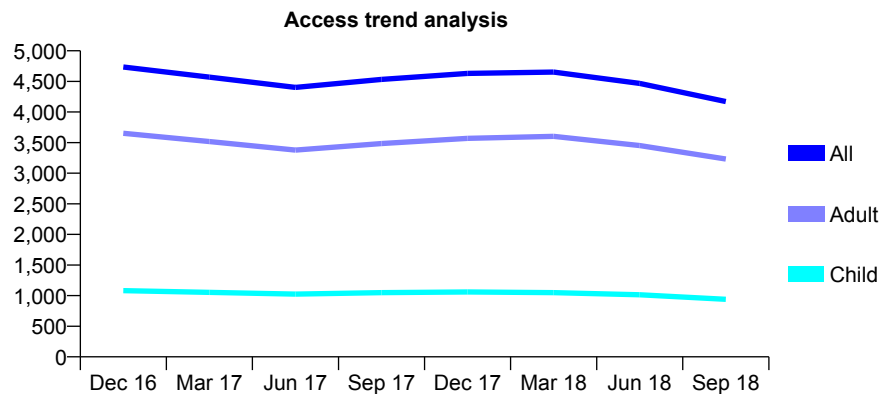
Q49 - Vital Signs At a Glance Contract Report for 143960/0001 - September 2018

Name or company name	1A Dental Practice Partnership
Contract type name	GDS Contract
Purpose of contract	General
Contract start date	31/01/2014
Contract end date	

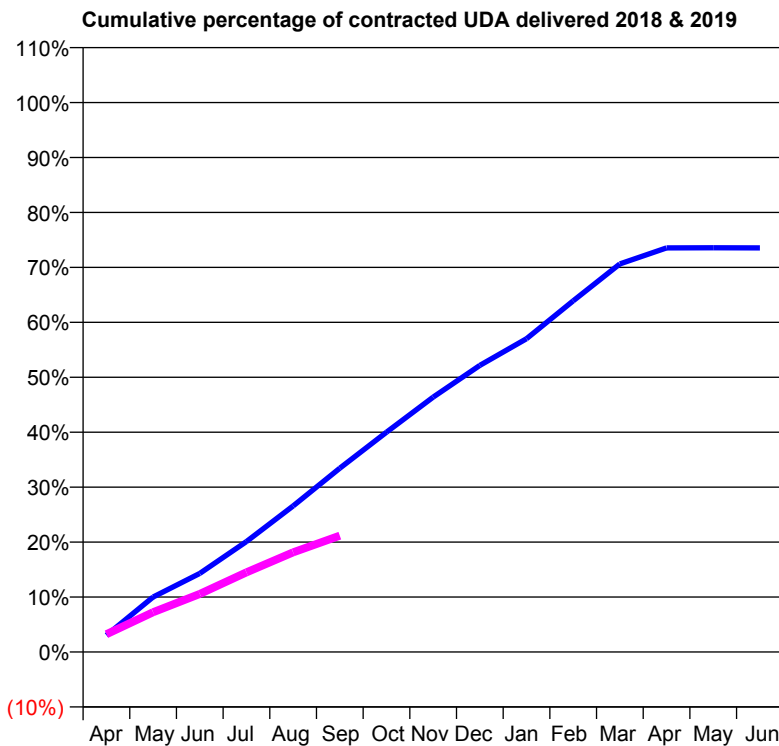
18/19 Contracted general activity (UDA)	19,000
Carry forward general activity (UDA)	0
18/19 Contracted orthodontic activity (UOA)	0
Carry forward orthodontic activity (UOA)	0
Baseline contract value	£588,201.51

ACCESS*

Patients seen in 24 months	Total	Change since previous quarter
Quarter ending September 2017	4,533	
Quarter ending December 2017	4,630	↑
Quarter ending March 2018	4,652	→
Quarter ending June 2018	4,468	↓
Quarter ending September 2018	4,172	↓
Variance since September 2017	(8.0%)	↓



ACTIVITY



Adjusted Scheduled Activity (UDA)		
Month	2018	2019
April	578	614
May	1,901	1,375
June	2,719	2,010
July	3,822	2,755
August	5,052	3,446
September	6,355	4,025
October	7,599	
November	8,814	
December	9,910	
January	10,835	
February	12,144	
March	13,421	
April	13,971	
May	13,979	
June	13,972	

QUALITY

	Quantity	Base Number	Contract	AT	Region	England
% of FP17s for the same patient ID Re-attending within 3 months - Children	38	490	7.8%	9.8%	12.2%	11.6%
% of FP17s for the same patient ID Re-attending within 3 months - Adults	137	1,430	9.6%	13.9%	15.8%	15.5%
% of FP17s for the same patient ID Re-attending between 3 & 9 months - Children	234	490	47.8%	56.9%	60.3%	58.8%
% of FP17s for the same patient ID Re-attending between 3 & 9 months - Adults	647	1,430	45.2%	52.8%	53.5%	51.1%
% of FP17s for Band 1 Urgent Courses	79	1,702	4.6%	8.0%	9.1%	9.0%
% of FP17s Relating to Free Repair or Replacements	12	1,702	0.7%	1.1%	1.0%	0.8%
% of FP17s Relating to Continuations	32	1,702	1.9%	1.2%	1.0%	0.9%
% of Patients satisfied with the dentistry they have received	4	5	N/A	94.7%	93.6%	93.3%
% of Patients satisfied with the time they had to wait for an appointment	4	5	N/A	91.4%	89.8%	88.9%

* This is based on patients treated on this contract for their most recent course of treatment. Figures in italics indicate the base number of FP17s or Patient Questionnaire responses are less than 100. N/A is shown where the base number of responses is less than 10 during the period. % is calculated as Quantity/Base number*100

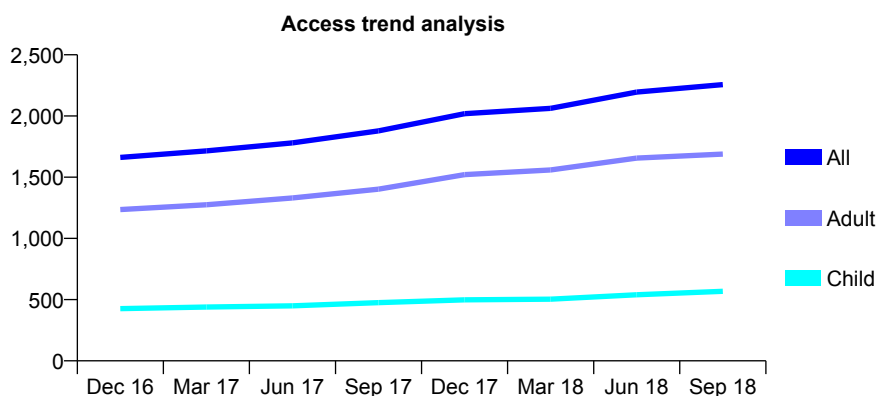
Q49 - Vital Signs At a Glance Contract Report for 144479/0001 - September 2018

Name or company name	CSDP(UK) Ltd
Contract type name	GDS Contract
Purpose of contract	General
Contract start date	01/07/2010
Contract end date	

18/19 Contracted general activity (UDA)	6,622
Carry forward general activity (UDA)	-132
18/19 Contracted orthodontic activity (UOA)	0
Carry forward orthodontic activity (UOA)	0
Baseline contract value	£182,281.48

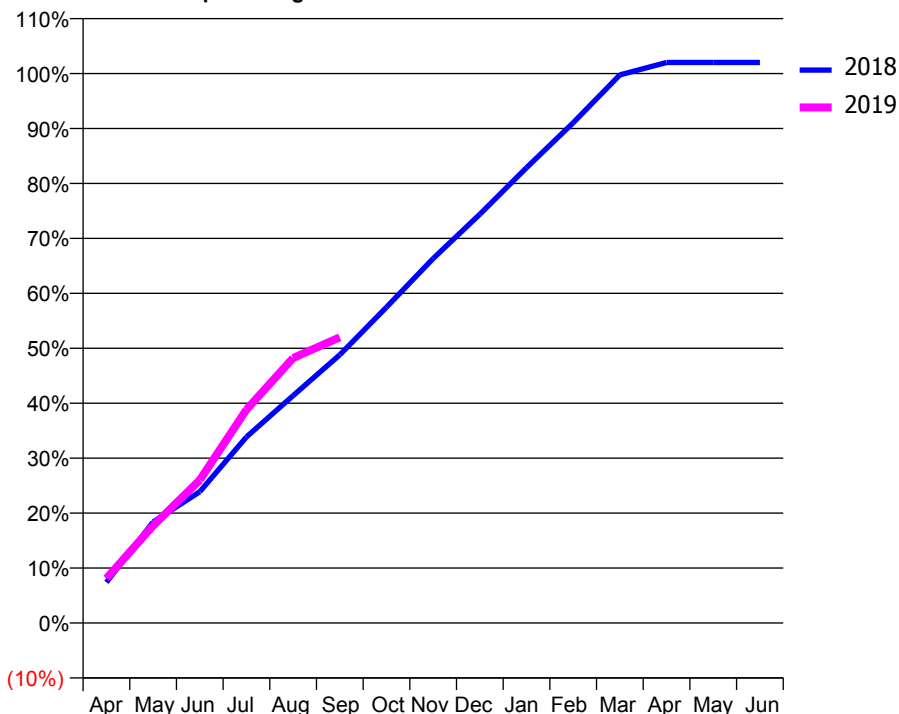
ACCESS*

Patients seen in 24 months	Total	Change since previous quarter
Quarter ending September 2017	1,879	
Quarter ending December 2017	2,019	↑
Quarter ending March 2018	2,063	↑
Quarter ending June 2018	2,196	↑
Quarter ending September 2018	2,257	↑
Variance since September 2017	20.1%	↑



ACTIVITY

Cumulative percentage of contracted UDA delivered 2018 & 2019



Adjusted Scheduled Activity (UDA)

Month	2018	2019
April	492	537
May	1,218	1,173
June	1,583	1,723
July	2,243	2,572
August	2,741	3,194
September	3,233	3,443
October	3,807	
November	4,393	
December	4,926	
January	5,487	
February	6,029	
March	6,605	
April	6,755	
May	6,754	
June	6,754	

QUALITY

	Quantity	Base Number	Contract	AT	Region	England
% of FP17s for the same patient ID Re-attending within 3 months - Children	28	464	6.0%	9.8%	12.2%	11.6%
% of FP17s for the same patient ID Re-attending within 3 months - Adults	78	1,071	7.3%	13.9%	15.8%	15.5%
% of FP17s for the same patient ID Re-attending between 3 & 9 months - Children	247	464	53.2%	56.9%	60.3%	58.8%
% of FP17s for the same patient ID Re-attending between 3 & 9 months - Adults	525	1,071	49.0%	52.8%	53.5%	51.1%
% of FP17s for Band 1 Urgent Courses	52	1,454	3.6%	8.0%	9.1%	9.0%
% of FP17s Relating to Free Repair or Replacements	14	1,454	1.0%	1.1%	1.0%	0.8%
% of FP17s Relating to Continuations	19	1,454	1.3%	1.2%	1.0%	0.9%
% of Patients satisfied with the dentistry they have received	1	1	N/A	94.7%	93.6%	93.3%
% of Patients satisfied with the time they had to wait for an appointment	1	1	N/A	91.4%	89.8%	88.9%

* This is based on patients treated on this contract for their most recent course of treatment. Figures in italics indicate the base number of FP17s or Patient Questionnaire responses are less than 100. N/A is shown where the base number of responses is less than 10 during the period. % is calculated as Quantity/Base number*100

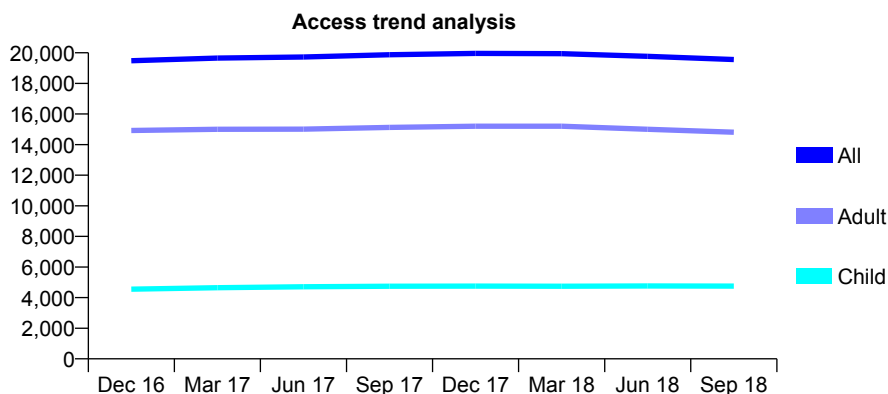
Q49 - Vital Signs At a Glance Contract Report for 144770/0001 - September 2018

Name or company name	Newcastle and Wallsend Dental Practice P
Contract type name	GDS Contract
Purpose of contract	General
Contract start date	01/05/2013
Contract end date	

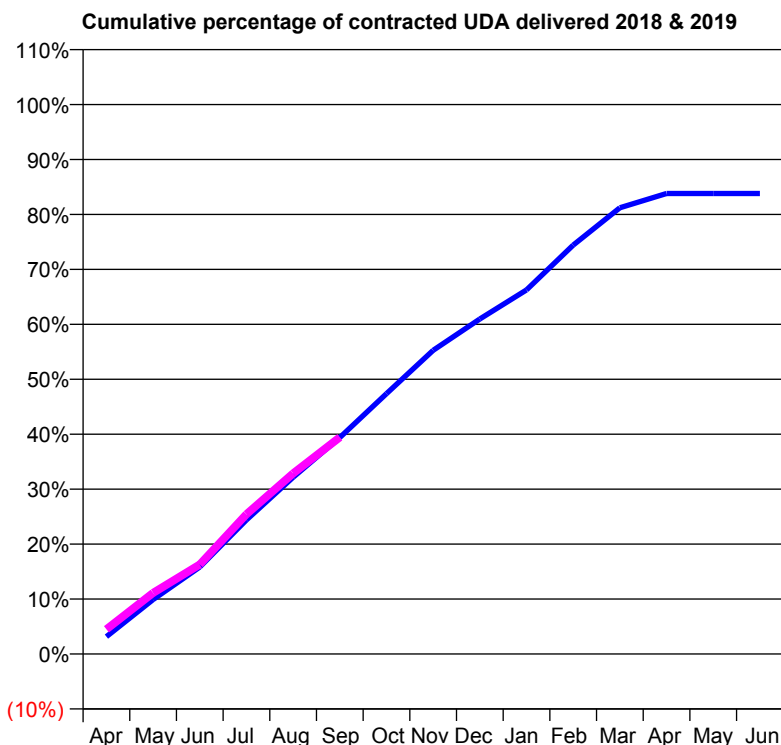
18/19 Contracted general activity (UDA)	55,238
Carry forward general activity (UDA)	0
18/19 Contracted orthodontic activity (UOA)	0
Carry forward orthodontic activity (UOA)	0
Baseline contract value	£1,434,783.52

ACCESS*

Patients seen in 24 months	Total	Change since previous quarter
Quarter ending September 2017	19,873	
Quarter ending December 2017	19,958	→
Quarter ending March 2018	19,946	→
Quarter ending June 2018	19,768	→
Quarter ending September 2018	19,559	↓
Variance since September 2017	(1.6%)	↓



ACTIVITY



Month	2018	2019
April	2,044	2,489
May	6,423	6,151
June	10,247	9,001
July	15,797	14,060
August	20,822	18,160
September	25,503	21,786
October	30,677	
November	35,773	
December	39,470	
January	42,898	
February	48,177	
March	52,578	
April	54,256	
May	54,252	
June	54,252	

QUALITY

	Quantity	Base Number	Contract	AT	Region	England
% of FP17s for the same patient ID Re-attending within 3 months - Children	153	2,923	5.2%	9.8%	12.2%	11.6%
% of FP17s for the same patient ID Re-attending within 3 months - Adults	940	8,176	11.5%	13.9%	15.8%	15.5%
% of FP17s for the same patient ID Re-attending between 3 & 9 months - Children	1,606	2,923	54.9%	56.9%	60.3%	58.8%
% of FP17s for the same patient ID Re-attending between 3 & 9 months - Adults	4,405	8,176	53.9%	52.8%	53.5%	51.1%
% of FP17s for Band 1 Urgent Courses	921	10,390	8.9%	8.0%	9.1%	9.0%
% of FP17s Relating to Free Repair or Replacements	95	10,390	0.9%	1.1%	1.0%	0.8%
% of FP17s Relating to Continuations	153	10,390	1.5%	1.2%	1.0%	0.9%
% of Patients satisfied with the dentistry they have received	8	8	N/A	94.7%	93.6%	93.3%
% of Patients satisfied with the time they had to wait for an appointment	7	8	N/A	91.4%	89.8%	88.9%

* This is based on patients treated on this contract for their most recent course of treatment. Figures in italics indicate the base number of FP17s or Patient Questionnaire responses are less than 100. N/A is shown where the base number of responses is less than 10 during the period. % is calculated as Quantity/Base number*100

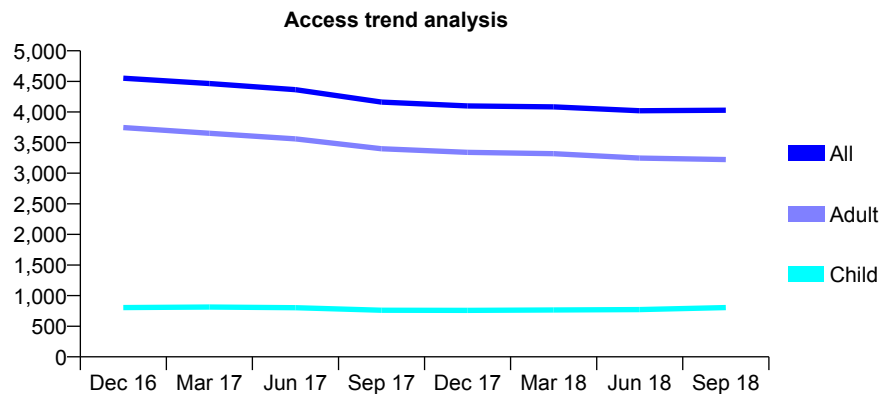
Q49 - Vital Signs At a Glance Contract Report for 144878/0001 - September 2018

Name or company name	Geoff Antons Limited
Contract type name	GDS Contract
Purpose of contract	General
Contract start date	01/04/2008
Contract end date	

18/19 Contracted general activity (UDA)	19,462
Carry forward general activity (UDA)	0
18/19 Contracted orthodontic activity (UOA)	0
Carry forward orthodontic activity (UOA)	0
Baseline contract value	£518,578.48

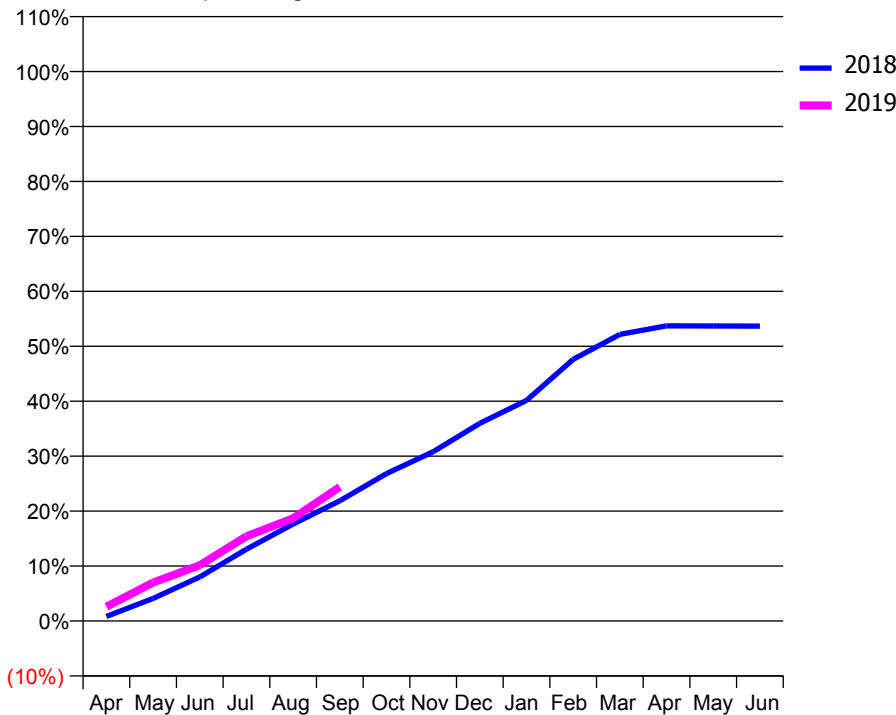
ACCESS*

Patients seen in 24 months	Total	Change since previous quarter
Quarter ending September 2017	4,162	
Quarter ending December 2017	4,099	↓
Quarter ending March 2018	4,084	→
Quarter ending June 2018	4,021	↓
Quarter ending September 2018	4,029	→
Variance since September 2017	(3.2%)	↓



ACTIVITY

Cumulative percentage of contracted UDA delivered 2018 & 2019



Month	Adjusted Scheduled Activity (UDA)	
	2018	2019
April	161	510
May	802	1,362
June	1,560	1,974
July	2,543	3,000
August	3,434	3,637
September	4,258	4,749
October	5,221	
November	5,998	
December	7,003	
January	7,813	
February	9,267	
March	10,154	
April	10,455	
May	10,449	
June	10,443	

QUALITY

	Quantity	Base Number	Contract	AT	Region	England
% of FP17s for the same patient ID Re-attending within 3 months - Children	35	671	5.2%	9.8%	12.2%	11.6%
% of FP17s for the same patient ID Re-attending within 3 months - Adults	199	2,255	8.8%	13.9%	15.8%	15.5%
% of FP17s for the same patient ID Re-attending between 3 & 9 months - Children	415	671	61.8%	56.9%	60.3%	58.8%
% of FP17s for the same patient ID Re-attending between 3 & 9 months - Adults	1,466	2,255	65.0%	52.8%	53.5%	51.1%
% of FP17s for Band 1 Urgent Courses	68	2,764	2.5%	8.0%	9.1%	9.0%
% of FP17s Relating to Free Repair or Replacements	35	2,764	1.3%	1.1%	1.0%	0.8%
% of FP17s Relating to Continuations	27	2,764	1.0%	1.2%	1.0%	0.9%
% of Patients satisfied with the dentistry they have received	2	2	N/A	94.7%	93.6%	93.3%
% of Patients satisfied with the time they had to wait for an appointment	2	2	N/A	91.4%	89.8%	88.9%

* This is based on patients treated on this contract for their most recent course of treatment. Figures in italics indicate the base number of FP17s or Patient Questionnaire responses are less than 100. N/A is shown where the base number of responses is less than 10 during the period. % is calculated as Quantity/Base number*100

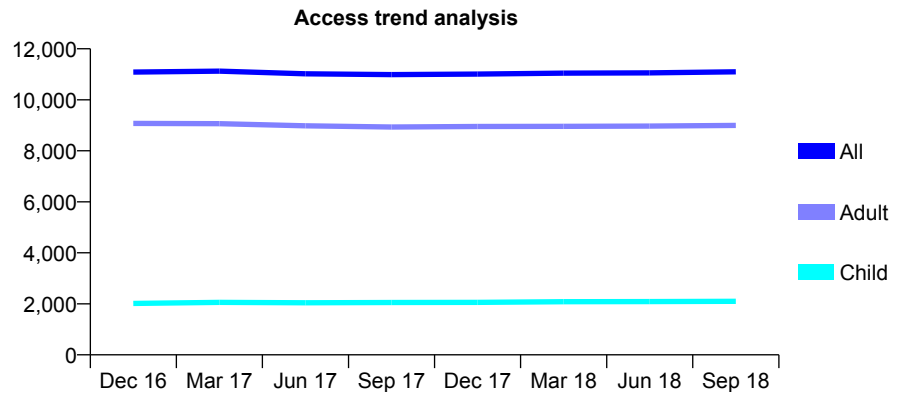
Q49 - Vital Signs At a Glance Contract Report for 148792/0001 - September 2018

Name or company name	Perfect Smile North Shields Partnership
Contract type name	GDS Contract
Purpose of contract	General
Contract start date	01/07/2014
Contract end date	

18/19 Contracted general activity (UDA)	36,119
Carry forward general activity (UDA)	0
18/19 Contracted orthodontic activity (UOA)	0
Carry forward orthodontic activity (UOA)	0
Baseline contract value	£856,729.78

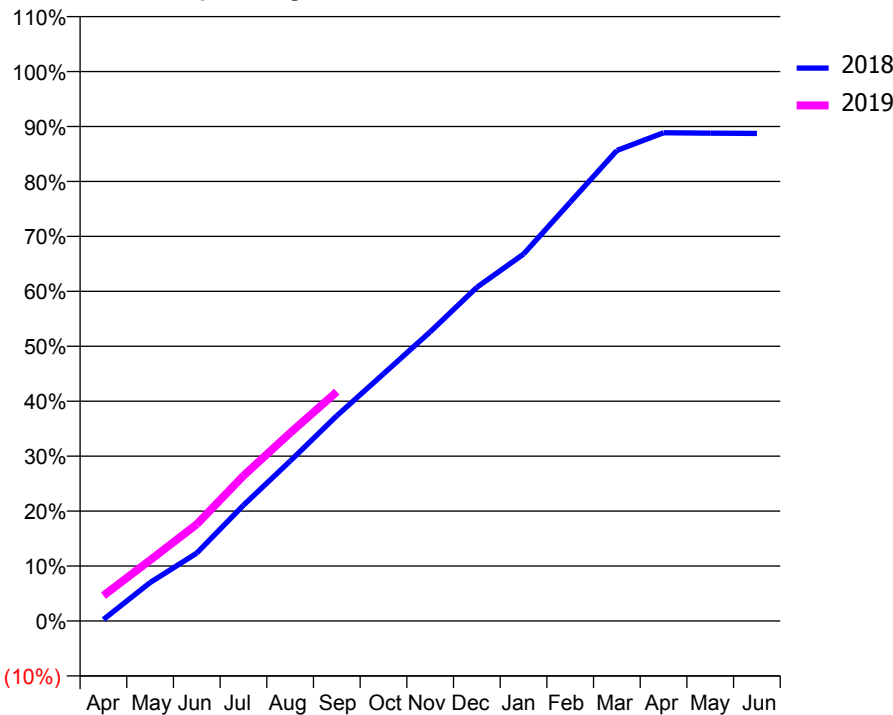
ACCESS*

Patients seen in 24 months	Total	Change since previous quarter
Quarter ending September 2017	10,986	
Quarter ending December 2017	11,009	→
Quarter ending March 2018	11,045	→
Quarter ending June 2018	11,057	→
Quarter ending September 2018	11,097	→
Variance since September 2017	1.0%	→



ACTIVITY

Cumulative percentage of contracted UDA delivered 2018 & 2019



Adjusted Scheduled Activity (UDA)		
Month	2018	2019
April	100	1,667
May	2,529	3,998
June	4,468	6,363
July	7,611	9,549
August	10,516	12,360
September	13,491	15,072
October	16,249	
November	19,006	
December	21,931	
January	24,117	
February	27,526	
March	30,924	
April	32,090	
May	32,070	
June	32,052	

QUALITY

	Quantity	Base Number	Contract	AT	Region	England
% of FP17s for the same patient ID Re-attending within 3 months - Children	76	1,582	4.8%	9.8%	12.2%	11.6%
% of FP17s for the same patient ID Re-attending within 3 months - Adults	763	6,788	11.2%	13.9%	15.8%	15.5%
% of FP17s for the same patient ID Re-attending between 3 & 9 months - Children	1,051	1,582	66.4%	56.9%	60.3%	58.8%
% of FP17s for the same patient ID Re-attending between 3 & 9 months - Adults	4,614	6,788	68.0%	52.8%	53.5%	51.1%
% of FP17s for Band 1 Urgent Courses	334	7,877	4.2%	8.0%	9.1%	9.0%
% of FP17s Relating to Free Repair or Replacements	98	7,877	1.2%	1.1%	1.0%	0.8%
% of FP17s Relating to Continuations	38	7,877	0.5%	1.2%	1.0%	0.9%
% of Patients satisfied with the dentistry they have received	4	4	N/A	94.7%	93.6%	93.3%
% of Patients satisfied with the time they had to wait for an appointment	3	4	N/A	91.4%	89.8%	88.9%

* This is based on patients treated on this contract for their most recent course of treatment. Figures in italics indicate the base number of FP17s or Patient Questionnaire responses are less than 100. N/A is shown where the base number of responses is less than 10 during the period. % is calculated as Quantity/Base number*100

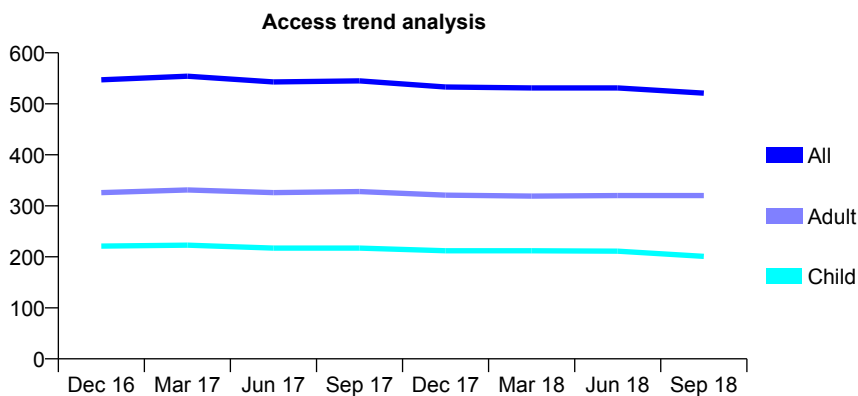
Q49 - Vital Signs At a Glance Contract Report for 150622/0001 - September 2018

Name or company name	Newgate Dental Practice
Contract type name	GDS Contract
Purpose of contract	General
Contract start date	29/07/2014
Contract end date	

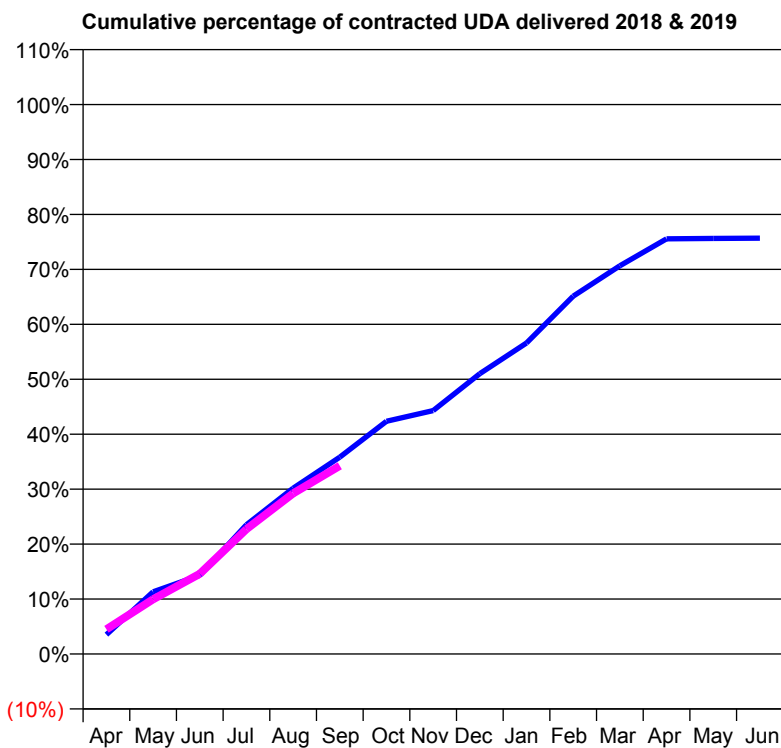
18/19 Contracted general activity (UDA)	1,759
Carry forward general activity (UDA)	0
18/19 Contracted orthodontic activity (UOA)	0
Carry forward orthodontic activity (UOA)	0
Baseline contract value	£39,352.95

ACCESS*

Patients seen in 24 months	Total	Change since previous quarter
Quarter ending September 2017	545	
Quarter ending December 2017	533	↓
Quarter ending March 2018	531	→
Quarter ending June 2018	531	→
Quarter ending September 2018	521	↓
Variance since September 2017	(4.4%)	↓



ACTIVITY



Adjusted Scheduled Activity (UDA)		
Month	2018	2019
April	62	79
May	199	175
June	252	257
July	414	400
August	531	514
September	630	602
October	745	
November	779	
December	897	
January	996	
February	1,146	
March	1,243	
April	1,329	
May	1,330	
June	1,331	

QUALITY

	Quantity	Base Number	Contract	AT	Region	England
% of FP17s for the same patient ID Re-attending within 3 months - Children	12	180	6.7%	9.8%	12.2%	11.6%
% of FP17s for the same patient ID Re-attending within 3 months - Adults	39	252	15.5%	13.9%	15.8%	15.5%
% of FP17s for the same patient ID Re-attending between 3 & 9 months - Children	123	180	68.3%	56.9%	60.3%	58.8%
% of FP17s for the same patient ID Re-attending between 3 & 9 months - Adults	144	252	57.1%	52.8%	53.5%	51.1%
% of FP17s for Band 1 Urgent Courses	16	384	4.2%	8.0%	9.1%	9.0%
% of FP17s Relating to Free Repair or Replacements	3	384	0.8%	1.1%	1.0%	0.8%
% of FP17s Relating to Continuations	7	384	1.8%	1.2%	1.0%	0.9%
% of Patients satisfied with the dentistry they have received	0	0	N/A	94.7%	93.6%	93.3%
% of Patients satisfied with the time they had to wait for an appointment	0	0	N/A	91.4%	89.8%	88.9%

* This is based on patients treated on this contract for their most recent course of treatment. Figures in italics indicate the base number of FP17s or Patient Questionnaire responses are less than 100. N/A is shown where the base number of responses is less than 10 during the period. % is calculated as Quantity/Base number*100

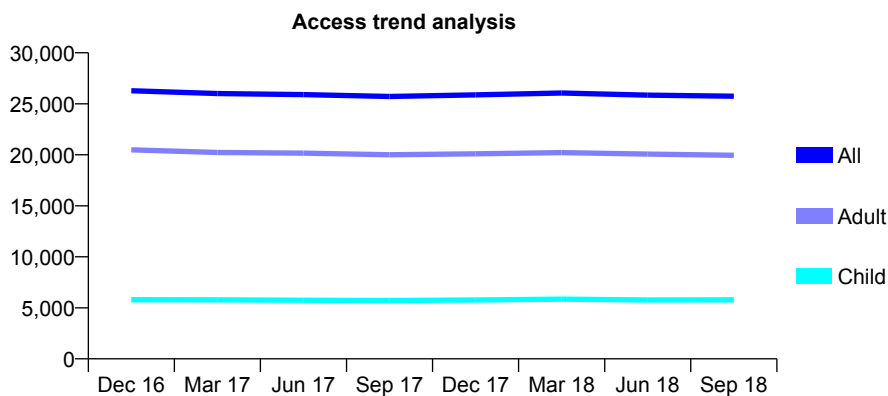
Q49 - Vital Signs At a Glance Contract Report for 150886/0001 - September 2018

Name or company name	Silver and Charlton
Contract type name	GDS Contract
Purpose of contract	General
Contract start date	01/07/2013
Contract end date	

18/19 Contracted general activity (UDA)	86,878
Carry forward general activity (UDA)	0
18/19 Contracted orthodontic activity (UOA)	0
Carry forward orthodontic activity (UOA)	0
Baseline contract value	£2,429,984.34

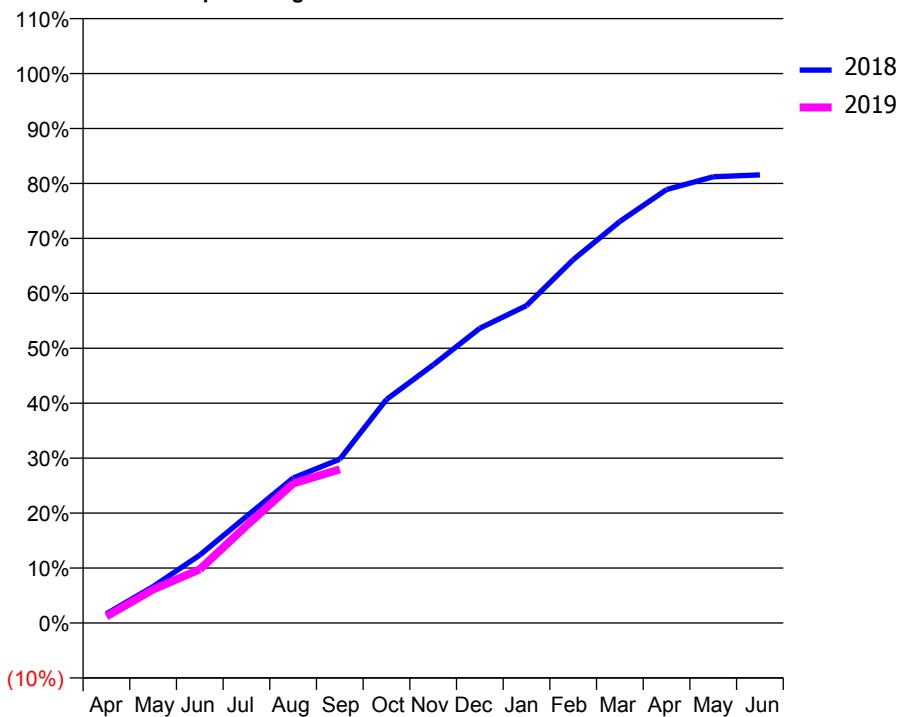
ACCESS*

Patients seen in 24 months	Total	Change since previous quarter
Quarter ending September 2017	25,717	
Quarter ending December 2017	25,871	→
Quarter ending March 2018	26,062	→
Quarter ending June 2018	25,850	→
Quarter ending September 2018	25,740	→
Variance since September 2017	0.1%	→



ACTIVITY

Cumulative percentage of contracted UDA delivered 2018 & 2019



Month	Adjusted Scheduled Activity (UDA)	
	2018	2019
April	1,537	1,050
May	6,034	5,307
June	11,239	8,492
July	17,620	15,388
August	23,977	22,066
September	27,096	24,300
October	36,965	
November	42,691	
December	48,747	
January	52,491	
February	60,089	
March	66,399	
April	71,671	
May	73,792	
June	74,096	

QUALITY

	Quantity	Base Number	Contract	AT	Region	England
% of FP17s for the same patient ID Re-attending within 3 months - Children	203	2,967	6.8%	9.8%	12.2%	11.6%
% of FP17s for the same patient ID Re-attending within 3 months - Adults	1,494	10,210	14.6%	13.9%	15.8%	15.5%
% of FP17s for the same patient ID Re-attending between 3 & 9 months - Children	1,090	2,967	36.7%	56.9%	60.3%	58.8%
% of FP17s for the same patient ID Re-attending between 3 & 9 months - Adults	4,096	10,210	40.1%	52.8%	53.5%	51.1%
% of FP17s for Band 1 Urgent Courses	895	10,803	8.3%	8.0%	9.1%	9.0%
% of FP17s Relating to Free Repair or Replacements	188	10,803	1.7%	1.1%	1.0%	0.8%
% of FP17s Relating to Continuations	216	10,803	2.0%	1.2%	1.0%	0.9%
% of Patients satisfied with the dentistry they have received	10	10	100.0%	94.7%	93.6%	93.3%
% of Patients satisfied with the time they had to wait for an appointment	9	10	90.0%	91.4%	89.8%	88.9%

* This is based on patients treated on this contract for their most recent course of treatment. Figures in italics indicate the base number of FP17s or Patient Questionnaire responses are less than 100. N/A is shown where the base number of responses is less than 10 during the period. % is calculated as Quantity/Base number*100

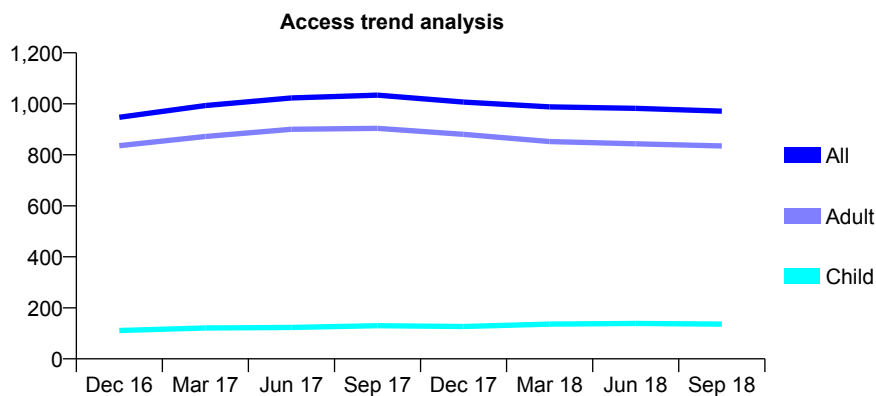
Q49 - Vital Signs At a Glance Contract Report for 153923/0001 - September 2018

Name or company name	Mr Devanand Isukapatla
Contract type name	GDS Contract
Purpose of contract	General
Contract start date	01/11/2015
Contract end date	

18/19 Contracted general activity (UDA)	3,371
Carry forward general activity (UDA)	0
18/19 Contracted orthodontic activity (UOA)	0
Carry forward orthodontic activity (UOA)	0
Baseline contract value	£86,172.97

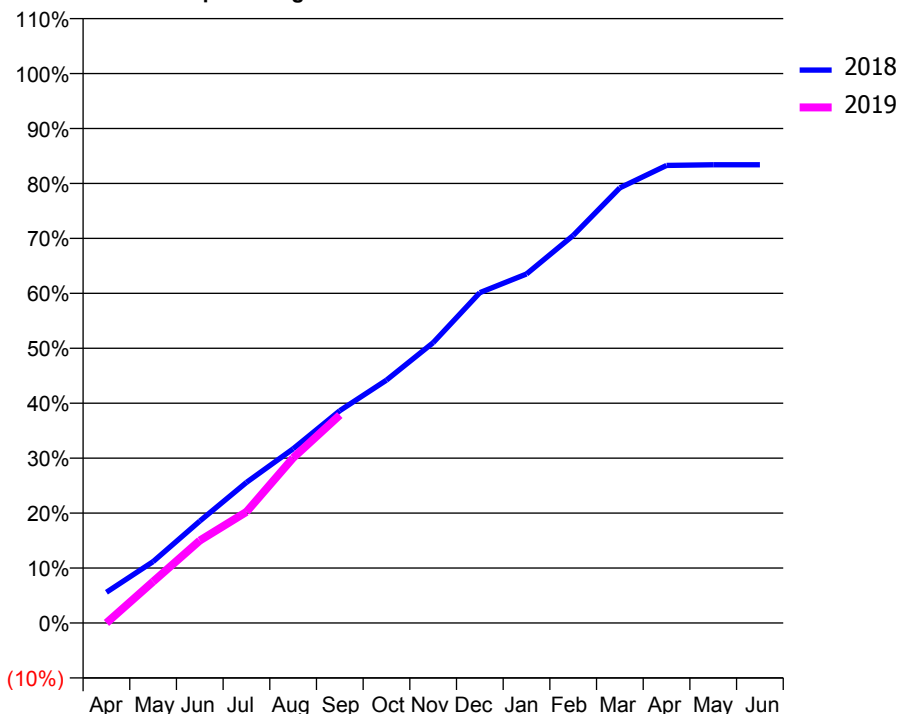
ACCESS*

Patients seen in 24 months	Total	Change since previous quarter
Quarter ending September 2017	1,034	
Quarter ending December 2017	1,007	↓
Quarter ending March 2018	988	↓
Quarter ending June 2018	982	→
Quarter ending September 2018	971	↓
Variance since September 2017	(6.1%)	↓



ACTIVITY

Cumulative percentage of contracted UDA delivered 2018 & 2019



Adjusted Scheduled Activity (UDA)

Month	2018	2019
April	189	0
May	377	254
June	626	506
July	863	682
August	1,068	1,013
September	1,302	1,275
October	1,490	
November	1,720	
December	2,027	
January	2,141	
February	2,378	
March	2,670	
April	2,807	
May	2,811	
June	2,811	

QUALITY

	Quantity	Base Number	Contract	AT	Region	England
% of FP17s for the same patient ID Re-attending within 3 months - Children	10	126	7.9%	9.8%	12.2%	11.6%
% of FP17s for the same patient ID Re-attending within 3 months - Adults	81	609	13.3%	13.9%	15.8%	15.5%
% of FP17s for the same patient ID Re-attending between 3 & 9 months - Children	74	126	58.7%	56.9%	60.3%	58.8%
% of FP17s for the same patient ID Re-attending between 3 & 9 months - Adults	415	609	68.1%	52.8%	53.5%	51.1%
% of FP17s for Band 1 Urgent Courses	42	656	6.4%	8.0%	9.1%	9.0%
% of FP17s Relating to Free Repair or Replacements	4	656	0.6%	1.1%	1.0%	0.8%
% of FP17s Relating to Continuations	19	656	2.9%	1.2%	1.0%	0.9%
% of Patients satisfied with the dentistry they have received	0	0	N/A	94.7%	93.6%	93.3%
% of Patients satisfied with the time they had to wait for an appointment	0	0	N/A	91.4%	89.8%	88.9%

* This is based on patients treated on this contract for their most recent course of treatment. Figures in italics indicate the base number of FP17s or Patient Questionnaire responses are less than 100. N/A is shown where the base number of responses is less than 10 during the period. % is calculated as Quantity/Base number*100

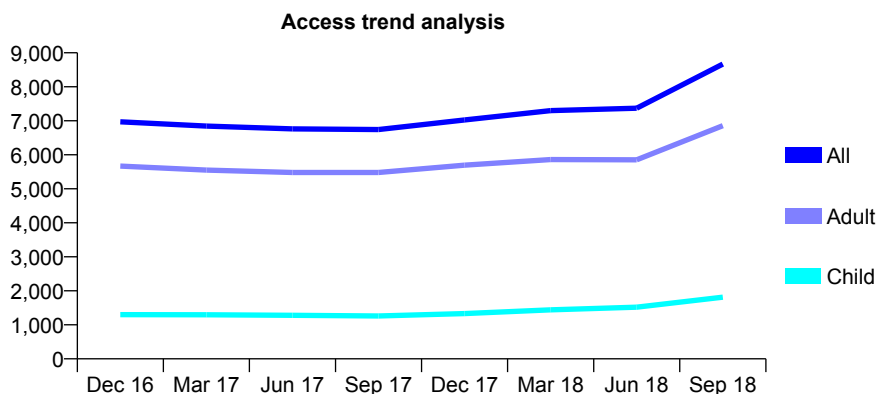
Q49 - Vital Signs At a Glance Contract Report for 156663/0001 - September 2018

Name or company name	The Belvedere Dental Practice Ltd
Contract type name	GDS Contract
Purpose of contract	General and Orthodontic
Contract start date	01/09/2010
Contract end date	

18/19 Contracted general activity (UDA)	53,785
Carry forward general activity (UDA)	40
18/19 Contracted orthodontic activity (UOA)	0
Carry forward orthodontic activity (UOA)	0
Baseline contract value	£1,294,909.20

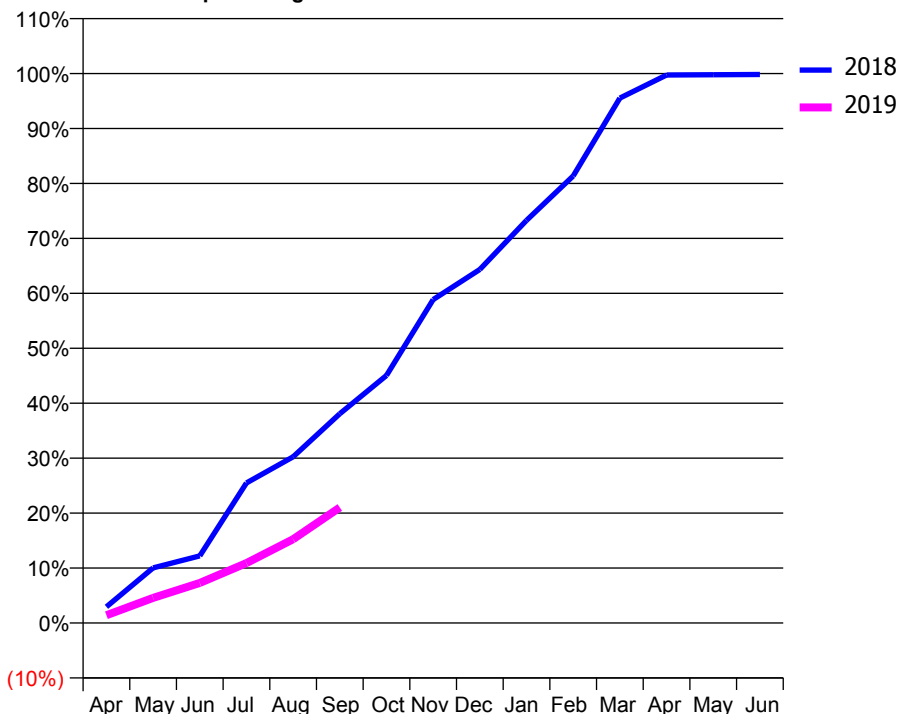
ACCESS*

Patients seen in 24 months	Total	Change since previous quarter
Quarter ending September 2017	6,743	
Quarter ending December 2017	7,027	↑
Quarter ending March 2018	7,301	↑
Quarter ending June 2018	7,371	→
Quarter ending September 2018	8,669	↑
Variance since September 2017	28.6%	↑



ACTIVITY

Cumulative percentage of contracted UDA delivered 2018 & 2019



Adjusted Scheduled Activity (UDA)		
Month	2018	2019
April	625	760
May	2,125	2,463
June	2,586	3,920
July	5,394	5,873
August	6,399	8,206
September	8,062	11,303
October	9,534	
November	12,458	
December	13,619	
January	15,505	
February	17,216	
March	20,214	
April	21,105	
May	21,116	
June	21,123	

QUALITY

	Quantity	Base Number	Contract	AT	Region	England
% of FP17s for the same patient ID Re-attending within 3 months - Children	90	1,626	5.5%	9.8%	12.2%	11.6%
% of FP17s for the same patient ID Re-attending within 3 months - Adults	747	5,585	13.4%	13.9%	15.8%	15.5%
% of FP17s for the same patient ID Re-attending between 3 & 9 months - Children	896	1,626	55.1%	56.9%	60.3%	58.8%
% of FP17s for the same patient ID Re-attending between 3 & 9 months - Adults	3,078	5,585	55.1%	52.8%	53.5%	51.1%
% of FP17s for Band 1 Urgent Courses	776	6,770	11.5%	8.0%	9.1%	9.0%
% of FP17s Relating to Free Repair or Replacements	45	6,770	0.7%	1.1%	1.0%	0.8%
% of FP17s Relating to Continuations	81	6,770	1.2%	1.2%	1.0%	0.9%
% of Patients satisfied with the dentistry they have received	4	4	N/A	94.7%	93.6%	93.3%
% of Patients satisfied with the time they had to wait for an appointment	4	4	N/A	91.4%	89.8%	88.9%

* This is based on patients treated on this contract for their most recent course of treatment. Figures in italics indicate the base number of FP17s or Patient Questionnaire responses are less than 100. N/A is shown where the base number of responses is less than 10 during the period. % is calculated as Quantity/Base number*100

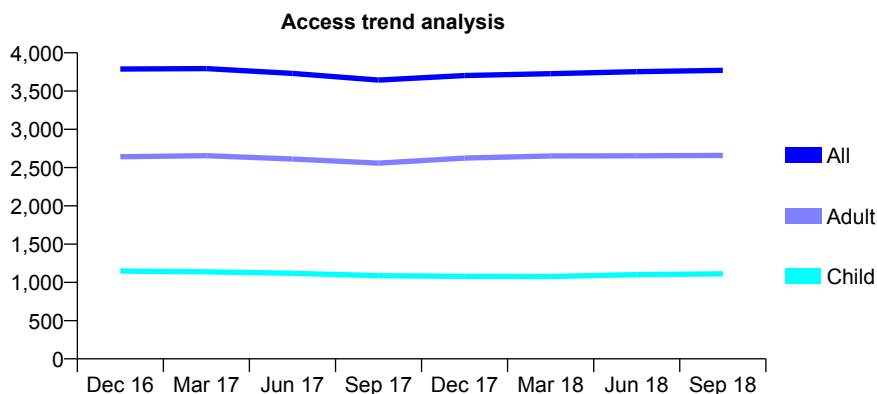
Q49 - Vital Signs At a Glance Contract Report for 157457/0001 - September 2018

Name or company name	Northumbria Dental Care Limited
Contract type name	Pilot Contract
Purpose of contract	General and Orthodontic
Contract start date	01/01/2012
Contract end date	

18/19 Contracted general activity (UDA)	13,343
Carry forward general activity (UDA)	0
18/19 Contracted orthodontic activity (UOA)	420
Carry forward orthodontic activity (UOA)	0
Baseline contract value	£447,978.33

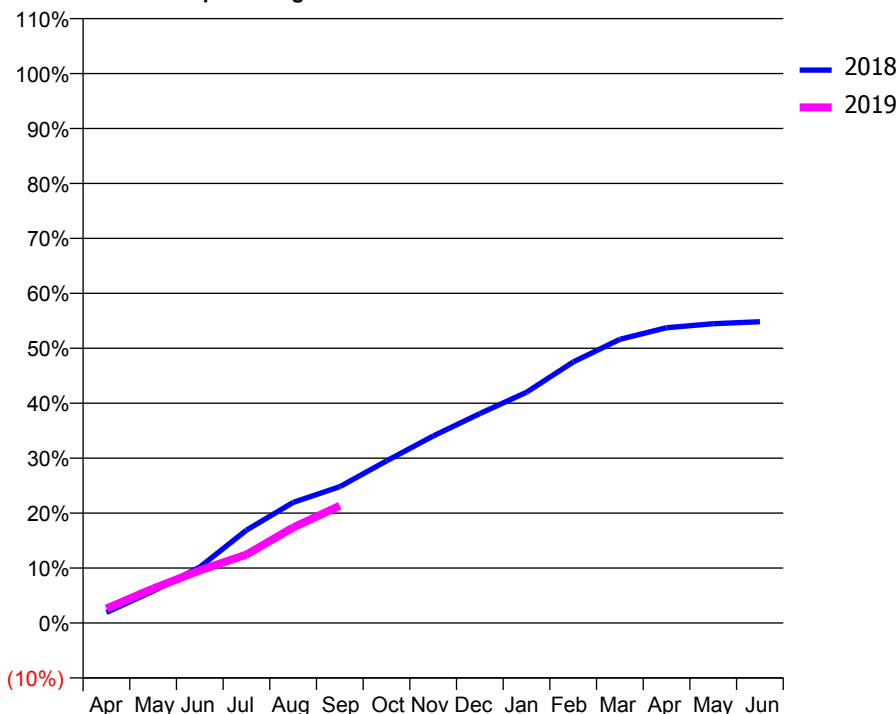
ACCESS*

Patients seen in 24 months	Total	Change since previous quarter
Quarter ending September 2017	3,644	
Quarter ending December 2017	3,702	→
Quarter ending March 2018	3,727	→
Quarter ending June 2018	3,754	→
Quarter ending September 2018	3,770	→
Variance since September 2017	3.5%	↑



ACTIVITY

Cumulative percentage of contracted UDA delivered 2018 & 2019



Month	Adjusted Scheduled Activity (UDA)	
	2018	2019
April	245	350
May	739	836
June	1,293	1,277
July	2,147	1,664
August	2,789	2,320
September	3,154	2,848
October	3,749	
November	4,327	
December	4,846	
January	5,339	
February	6,039	
March	6,565	
April	6,832	
May	6,924	
June	6,972	

QUALITY

	Quantity	Base Number	Contract	AT	Region	England
% of FP17s for the same patient ID Re-attending within 3 months - Children	36	696	5.2%	9.8%	12.2%	11.6%
% of FP17s for the same patient ID Re-attending within 3 months - Adults	137	1,312	10.4%	13.9%	15.8%	15.5%
% of FP17s for the same patient ID Re-attending between 3 & 9 months - Children	270	696	38.8%	56.9%	60.3%	58.8%
% of FP17s for the same patient ID Re-attending between 3 & 9 months - Adults	456	1,312	34.8%	52.8%	53.5%	51.1%
% of FP17s for Band 1 Urgent Courses	77	1,348	5.7%	8.0%	9.1%	9.0%
% of FP17s Relating to Free Repair or Replacements	6	1,348	0.4%	1.1%	1.0%	0.8%
% of FP17s Relating to Continuations	16	1,348	1.2%	1.2%	1.0%	0.9%
% of Patients satisfied with the dentistry they have received	1	1	N/A	94.7%	93.6%	93.3%
% of Patients satisfied with the time they had to wait for an appointment	1	1	N/A	91.4%	89.8%	88.9%

* This is based on patients treated on this contract for their most recent course of treatment. Figures in italics indicate the base number of FP17s or Patient Questionnaire responses are less than 100. N/A is shown where the base number of responses is less than 10 during the period. % is calculated as Quantity/Base number*100

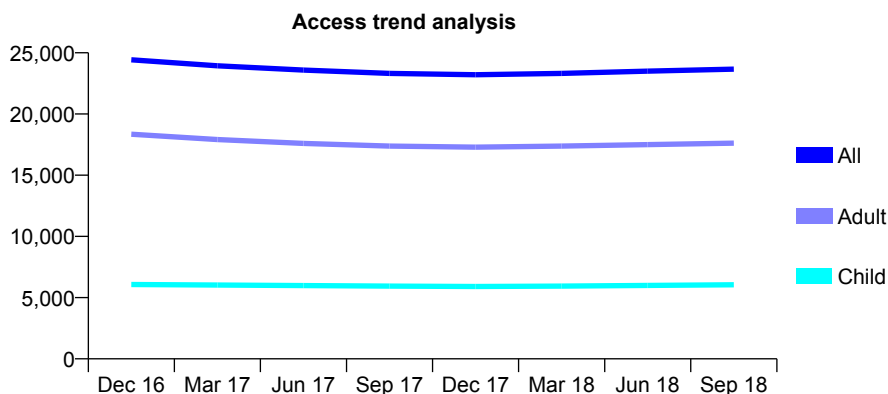
Q49 - Vital Signs At a Glance Contract Report for 159891/0001 - September 2018

Name or company name	The Southwick and Whitburn Dental Practic
Contract type name	GDS Contract
Purpose of contract	General
Contract start date	01/04/2014
Contract end date	

18/19 Contracted general activity (UDA)	65,384
Carry forward general activity (UDA)	0
18/19 Contracted orthodontic activity (UOA)	0
Carry forward orthodontic activity (UOA)	0
Baseline contract value	£1,754,293.65

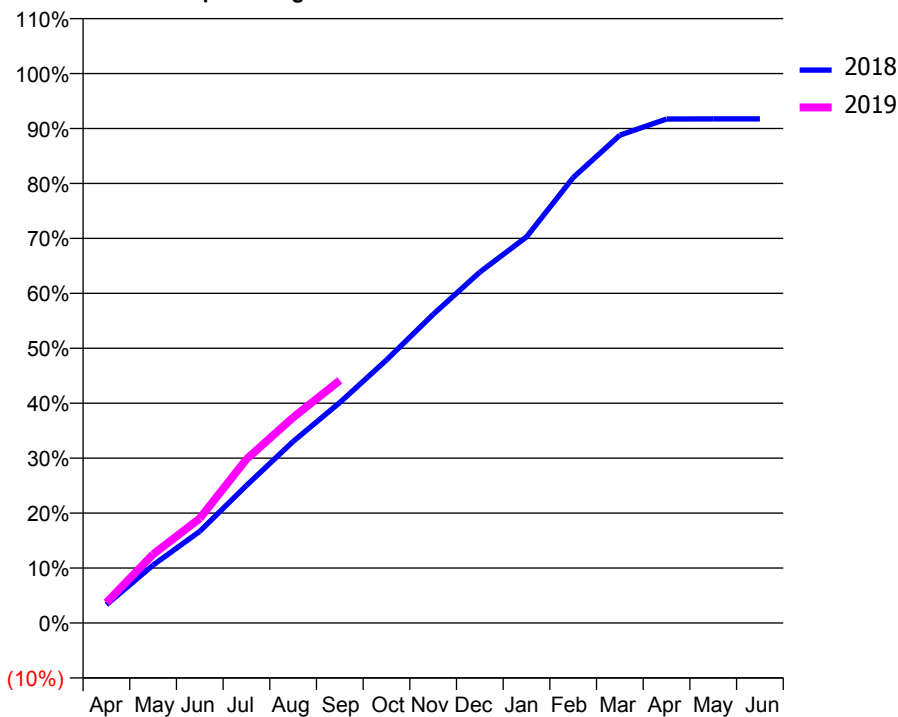
ACCESS*

Patients seen in 24 months	Total	Change since previous quarter
Quarter ending September 2017	23,320	
Quarter ending December 2017	23,206	→
Quarter ending March 2018	23,319	→
Quarter ending June 2018	23,497	→
Quarter ending September 2018	23,664	→
Variance since September 2017	1.5%	→



ACTIVITY

Cumulative percentage of contracted UDA delivered 2018 & 2019



Month	Adjusted Scheduled Activity (UDA)	
	2018	2019
April	2,177	2,431
May	6,899	8,173
June	10,912	12,442
July	16,367	19,491
August	21,596	24,459
September	26,229	28,872
October	31,297	
November	36,726	
December	41,751	
January	45,942	
February	52,996	
March	58,045	
April	59,961	
May	59,986	
June	59,984	

QUALITY

	Quantity	Base Number	Contract	AT	Region	England
% of FP17s for the same patient ID Re-attending within 3 months - Children	256	3,935	6.5%	9.8%	12.2%	11.6%
% of FP17s for the same patient ID Re-attending within 3 months - Adults	1,107	10,707	10.3%	13.9%	15.8%	15.5%
% of FP17s for the same patient ID Re-attending between 3 & 9 months - Children	2,005	3,935	51.0%	56.9%	60.3%	58.8%
% of FP17s for the same patient ID Re-attending between 3 & 9 months - Adults	5,351	10,707	50.0%	52.8%	53.5%	51.1%
% of FP17s for Band 1 Urgent Courses	1,057	13,796	7.7%	8.0%	9.1%	9.0%
% of FP17s Relating to Free Repair or Replacements	61	13,796	0.4%	1.1%	1.0%	0.8%
% of FP17s Relating to Continuations	138	13,796	1.0%	1.2%	1.0%	0.9%
% of Patients satisfied with the dentistry they have received	22	24	91.7%	94.7%	93.6%	93.3%
% of Patients satisfied with the time they had to wait for an appointment	20	24	83.3%	91.4%	89.8%	88.9%

* This is based on patients treated on this contract for their most recent course of treatment. Figures in italics indicate the base number of FP17s or Patient Questionnaire responses are less than 100. N/A is shown where the base number of responses is less than 10 during the period. % is calculated as Quantity/Base number*100

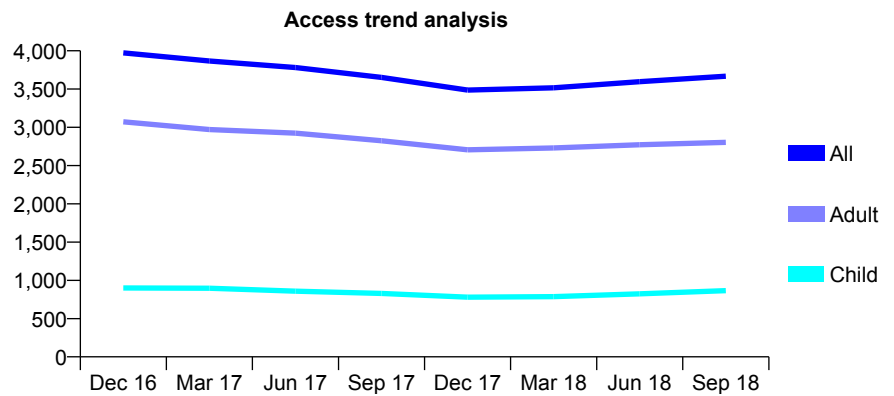
Q49 - Vital Signs At a Glance Contract Report for 160296/0001 - September 2018

Name or company name	Queen Street Dental Practice Partnership
Contract type name	GDS Contract
Purpose of contract	General
Contract start date	22/10/2009
Contract end date	

18/19 Contracted general activity (UDA)	12,000
Carry forward general activity (UDA)	123
18/19 Contracted orthodontic activity (UOA)	0
Carry forward orthodontic activity (UOA)	0
Baseline contract value	£330,485.06

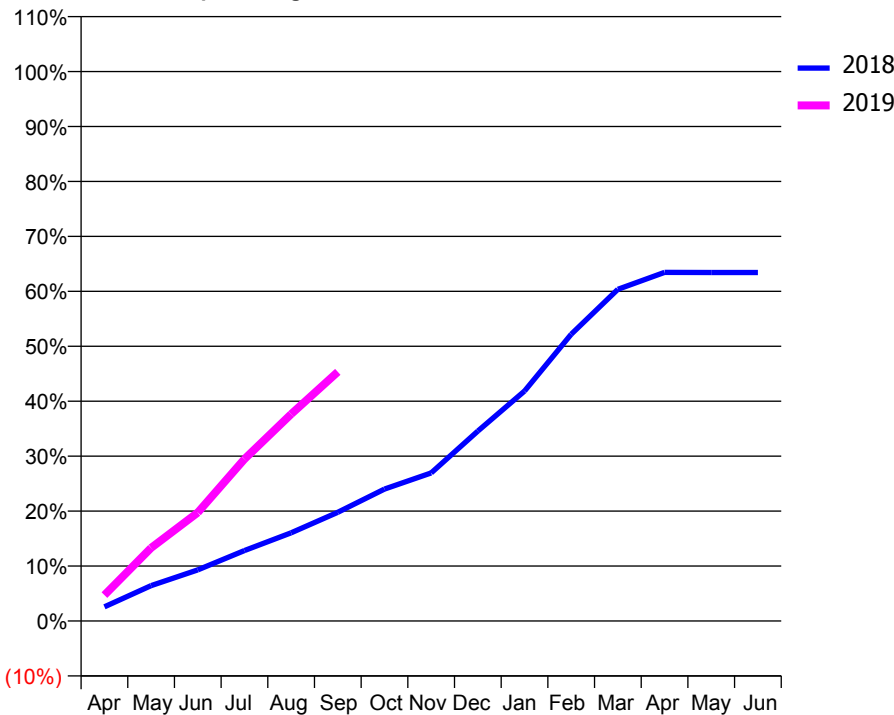
ACCESS*

Patients seen in 24 months	Total	Change since previous quarter
Quarter ending September 2017	3,653	
Quarter ending December 2017	3,486	↓
Quarter ending March 2018	3,517	→
Quarter ending June 2018	3,596	↑
Quarter ending September 2018	3,668	↑
Variance since September 2017	0.4%	→



ACTIVITY

Cumulative percentage of contracted UDA delivered 2018 & 2019



Month	Adjusted Scheduled Activity (UDA)	
	2018	2019
April	310	568
May	774	1,597
June	1,118	2,370
July	1,540	3,537
August	1,925	4,519
September	2,376	5,441
October	2,881	
November	3,234	
December	4,147	
January	5,021	
February	6,263	
March	7,244	
April	7,614	
May	7,611	
June	7,611	

QUALITY

	Quantity	Base Number	Contract	AT	Region	England
% of FP17s for the same patient ID Re-attending within 3 months - Children	49	827	5.9%	9.8%	12.2%	11.6%
% of FP17s for the same patient ID Re-attending within 3 months - Adults	287	2,130	13.5%	13.9%	15.8%	15.5%
% of FP17s for the same patient ID Re-attending between 3 & 9 months - Children	346	827	41.8%	56.9%	60.3%	58.8%
% of FP17s for the same patient ID Re-attending between 3 & 9 months - Adults	968	2,130	45.4%	52.8%	53.5%	51.1%
% of FP17s for Band 1 Urgent Courses	181	2,781	6.5%	8.0%	9.1%	9.0%
% of FP17s Relating to Free Repair or Replacements	40	2,781	1.4%	1.1%	1.0%	0.8%
% of FP17s Relating to Continuations	49	2,781	1.8%	1.2%	1.0%	0.9%
% of Patients satisfied with the dentistry they have received	2	2	N/A	94.7%	93.6%	93.3%
% of Patients satisfied with the time they had to wait for an appointment	2	2	N/A	91.4%	89.8%	88.9%

* This is based on patients treated on this contract for their most recent course of treatment. Figures in italics indicate the base number of FP17s or Patient Questionnaire responses are less than 100. N/A is shown where the base number of responses is less than 10 during the period. % is calculated as Quantity/Base number*100

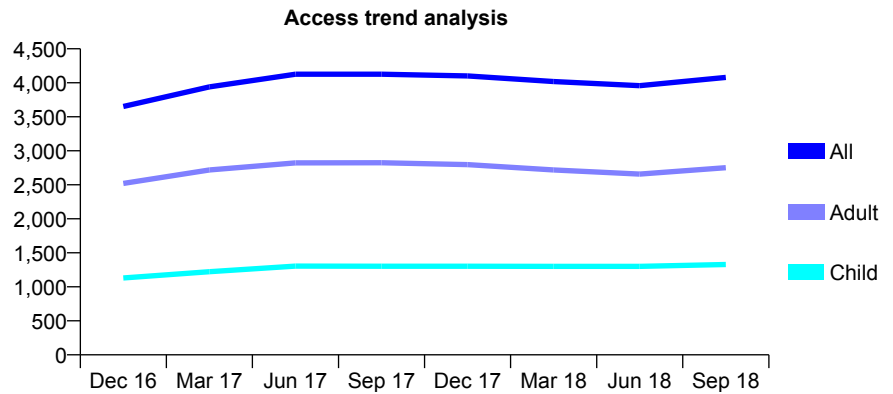
Q49 - Vital Signs At a Glance Contract Report for 162507/0001 - September 2018

Name or company name	Tyneview Dental Practice
Contract type name	GDS Contract
Purpose of contract	General
Contract start date	04/06/2015
Contract end date	

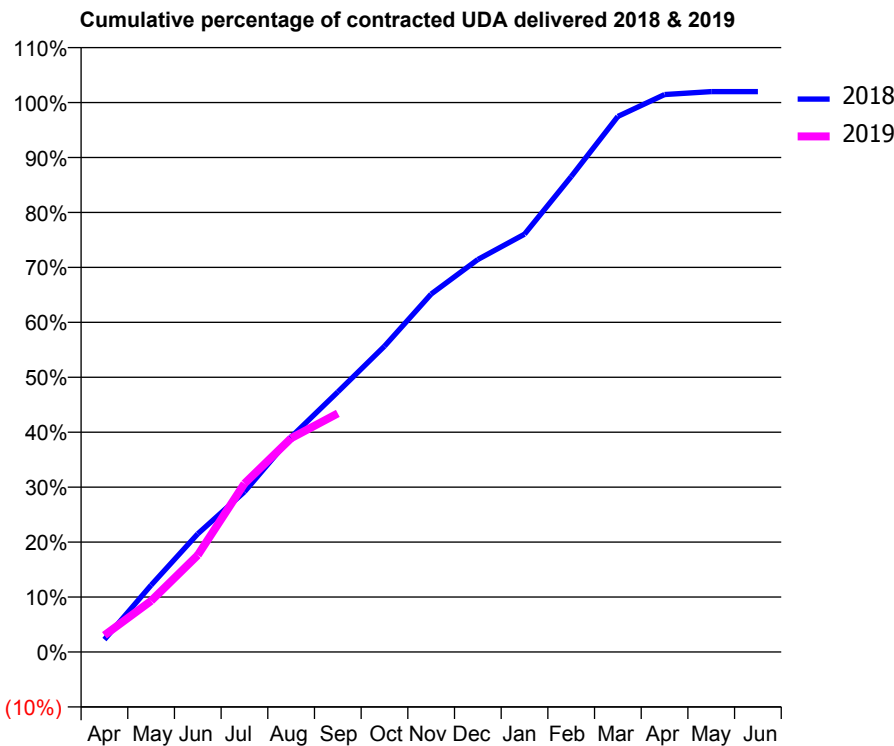
18/19 Contracted general activity (UDA)	13,000
Carry forward general activity (UDA)	-259
18/19 Contracted orthodontic activity (UOA)	0
Carry forward orthodontic activity (UOA)	0
Baseline contract value	£319,699.14

ACCESS*

Patients seen in 24 months	Total	Change since previous quarter
Quarter ending September 2017	4,126	
Quarter ending December 2017	4,101	→
Quarter ending March 2018	4,018	↓
Quarter ending June 2018	3,957	↓
Quarter ending September 2018	4,080	↑
Variance since September 2017	(1.1%)	↓



ACTIVITY



Month	Adjusted Scheduled Activity (UDA)	
	2018	2019
April	295	395
May	1,582	1,209
June	2,798	2,290
July	3,789	3,985
August	5,088	5,060
September	6,152	5,644
October	7,235	
November	8,469	
December	9,287	
January	9,885	
February	11,247	
March	12,670	
April	13,189	
May	13,259	
June	13,259	

QUALITY

	Quantity	Base Number	Contract	AT	Region	England
% of FP17s for the same patient ID Re-attending within 3 months - Children	33	756	4.4%	9.8%	12.2%	11.6%
% of FP17s for the same patient ID Re-attending within 3 months - Adults	100	1,240	8.1%	13.9%	15.8%	15.5%
% of FP17s for the same patient ID Re-attending between 3 & 9 months - Children	363	756	48.0%	56.9%	60.3%	58.8%
% of FP17s for the same patient ID Re-attending between 3 & 9 months - Adults	449	1,240	36.2%	52.8%	53.5%	51.1%
% of FP17s for Band 1 Urgent Courses	121	1,823	6.6%	8.0%	9.1%	9.0%
% of FP17s Relating to Free Repair or Replacements	16	1,823	0.9%	1.1%	1.0%	0.8%
% of FP17s Relating to Continuations	2	1,823	0.1%	1.2%	1.0%	0.9%
% of Patients satisfied with the dentistry they have received	2	2	N/A	94.7%	93.6%	93.3%
% of Patients satisfied with the time they had to wait for an appointment	2	2	N/A	91.4%	89.8%	88.9%

* This is based on patients treated on this contract for their most recent course of treatment. Figures in italics indicate the base number of FP17s or Patient Questionnaire responses are less than 100. N/A is shown where the base number of responses is less than 10 during the period. % is calculated as Quantity/Base number*100

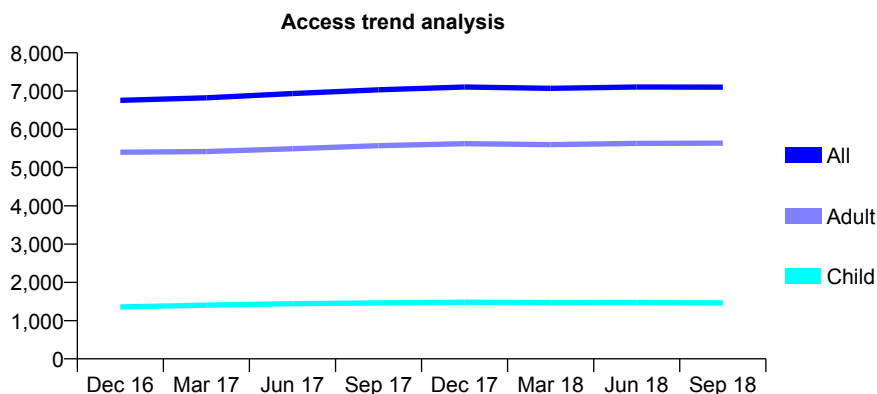
Q49 - Vital Signs At a Glance Contract Report for 168564/0001 - September 2018

Name or company name	The Grainger Stockton, Birtley and Stanley
Contract type name	GDS Contract
Purpose of contract	General
Contract start date	01/02/2014
Contract end date	

18/19 Contracted general activity (UDA)	21,272
Carry forward general activity (UDA)	-416
18/19 Contracted orthodontic activity (UOA)	0
Carry forward orthodontic activity (UOA)	0
Baseline contract value	£475,645.62

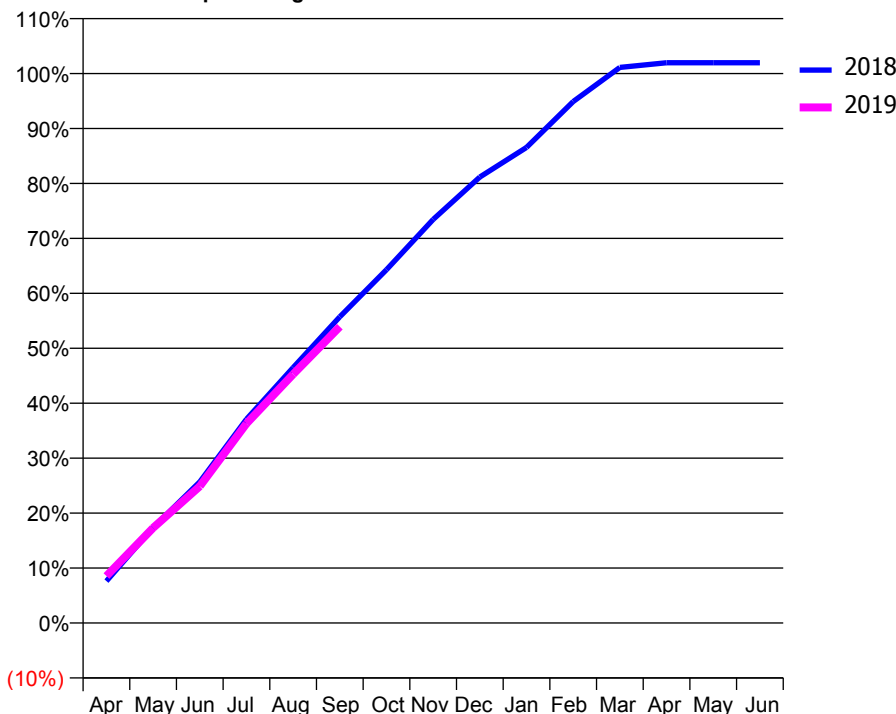
ACCESS*

Patients seen in 24 months	Total	Change since previous quarter
Quarter ending September 2017	7,034	
Quarter ending December 2017	7,107	→
Quarter ending March 2018	7,071	→
Quarter ending June 2018	7,105	→
Quarter ending September 2018	7,102	→
Variance since September 2017	1.0%	→



ACTIVITY

Cumulative percentage of contracted UDA delivered 2018 & 2019



Month	Adjusted Scheduled Activity (UDA)	
	2018	2019
April	1,623	1,821
May	3,693	3,684
June	5,462	5,294
July	7,891	7,720
August	9,889	9,632
September	11,856	11,472
October	13,675	
November	15,623	
December	17,265	
January	18,413	
February	20,187	
March	21,508	
April	21,688	
May	21,688	
June	21,688	

QUALITY

	Quantity	Base Number	Contract	AT	Region	England
% of FP17s for the same patient ID Re-attending within 3 months - Children	44	1,213	3.6%	9.8%	12.2%	11.6%
% of FP17s for the same patient ID Re-attending within 3 months - Adults	284	4,130	6.9%	13.9%	15.8%	15.5%
% of FP17s for the same patient ID Re-attending between 3 & 9 months - Children	774	1,213	63.8%	56.9%	60.3%	58.8%
% of FP17s for the same patient ID Re-attending between 3 & 9 months - Adults	2,597	4,130	62.9%	52.8%	53.5%	51.1%
% of FP17s for Band 1 Urgent Courses	230	5,242	4.4%	8.0%	9.1%	9.0%
% of FP17s Relating to Free Repair or Replacements	4	5,242	0.1%	1.1%	1.0%	0.8%
% of FP17s Relating to Continuations	7	5,242	0.1%	1.2%	1.0%	0.9%
% of Patients satisfied with the dentistry they have received	6	7	N/A	94.7%	93.6%	93.3%
% of Patients satisfied with the time they had to wait for an appointment	7	7	N/A	91.4%	89.8%	88.9%

* This is based on patients treated on this contract for their most recent course of treatment. Figures in italics indicate the base number of FP17s or Patient Questionnaire responses are less than 100. N/A is shown where the base number of responses is less than 10 during the period. % is calculated as Quantity/Base number*100

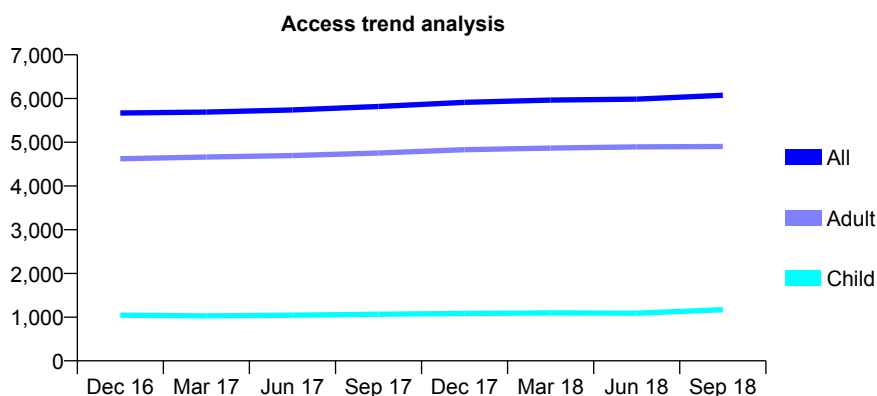
Q49 - Vital Signs At a Glance Contract Report for 168866/0001 - September 2018

Name or company name	H Singh & Associates Ltd
Contract type name	GDS Contract
Purpose of contract	General and Orthodontic
Contract start date	01/04/2010
Contract end date	

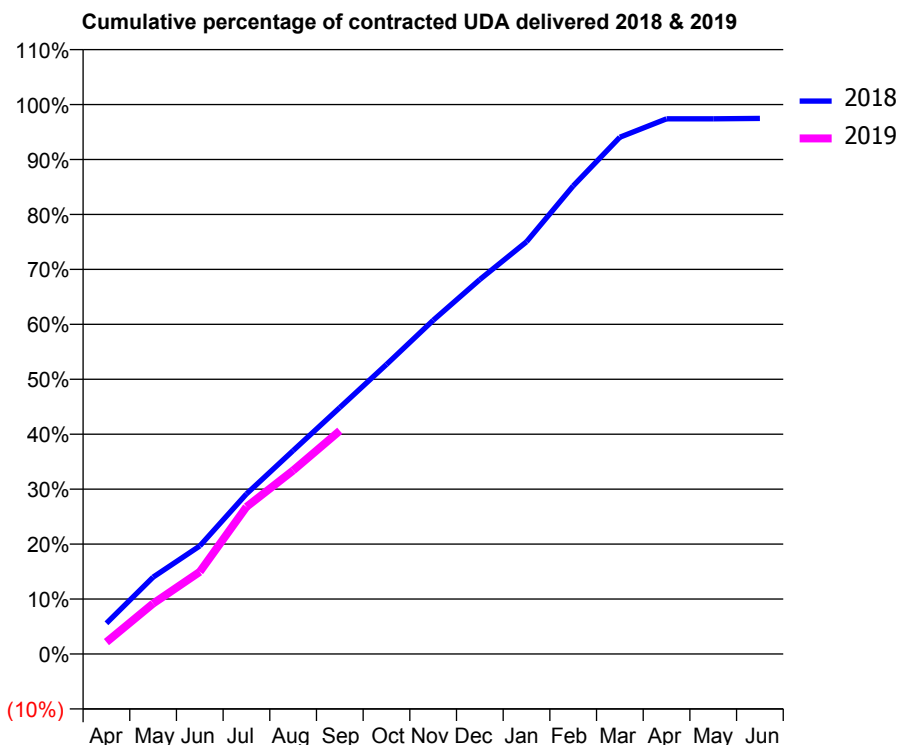
18/19 Contracted general activity (UDA)	18,452
Carry forward general activity (UDA)	469
18/19 Contracted orthodontic activity (UOA)	0
Carry forward orthodontic activity (UOA)	0
Baseline contract value	£502,488.13

ACCESS*

Patients seen in 24 months	Total	Change since previous quarter
Quarter ending September 2017	5,819	
Quarter ending December 2017	5,913	→
Quarter ending March 2018	5,963	→
Quarter ending June 2018	5,985	→
Quarter ending September 2018	6,074	→
Variance since September 2017	4.4%	↑



ACTIVITY



Month	Adjusted Scheduled Activity (UDA)	
	2018	2019
April	1,032	399
May	2,580	1,693
June	3,629	2,762
July	5,373	4,943
August	6,829	6,166
September	8,276	7,497
October	9,725	
November	11,204	
December	12,578	
January	13,841	
February	15,718	
March	17,355	
April	17,973	
May	17,971	
June	17,983	

QUALITY

	Quantity	Base Number	Contract	AT	Region	England
% of FP17s for the same patient ID Re-attending within 3 months - Children	51	811	6.3%	9.8%	12.2%	11.6%
% of FP17s for the same patient ID Re-attending within 3 months - Adults	722	3,616	20.0%	13.9%	15.8%	15.5%
% of FP17s for the same patient ID Re-attending between 3 & 9 months - Children	352	811	43.4%	56.9%	60.3%	58.8%
% of FP17s for the same patient ID Re-attending between 3 & 9 months - Adults	1,819	3,616	50.3%	52.8%	53.5%	51.1%
% of FP17s for Band 1 Urgent Courses	422	4,121	10.2%	8.0%	9.1%	9.0%
% of FP17s Relating to Free Repair or Replacements	103	4,121	2.5%	1.1%	1.0%	0.8%
% of FP17s Relating to Continuations	67	4,121	1.6%	1.2%	1.0%	0.9%
% of Patients satisfied with the dentistry they have received	8	9	N/A	94.7%	93.6%	93.3%
% of Patients satisfied with the time they had to wait for an appointment	9	9	N/A	91.4%	89.8%	88.9%

* This is based on patients treated on this contract for their most recent course of treatment. Figures in italics indicate the base number of FP17s or Patient Questionnaire responses are less than 100. N/A is shown where the base number of responses is less than 10 during the period. % is calculated as Quantity/Base number*100

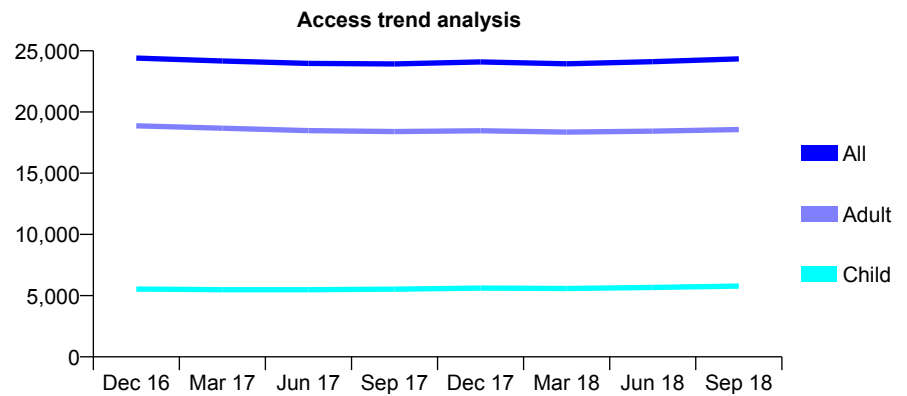
Q49 - Vital Signs At a Glance Contract Report for 170011/0001 - September 2018

Name or company name	SRDP
Contract type name	GDS Contract
Purpose of contract	General and Orthodontic
Contract start date	01/10/2007
Contract end date	

18/19 Contracted general activity (UDA)	71,715
Carry forward general activity (UDA)	0
18/19 Contracted orthodontic activity (UOA)	1,281
Carry forward orthodontic activity (UOA)	0
Baseline contract value	£2,113,459.91

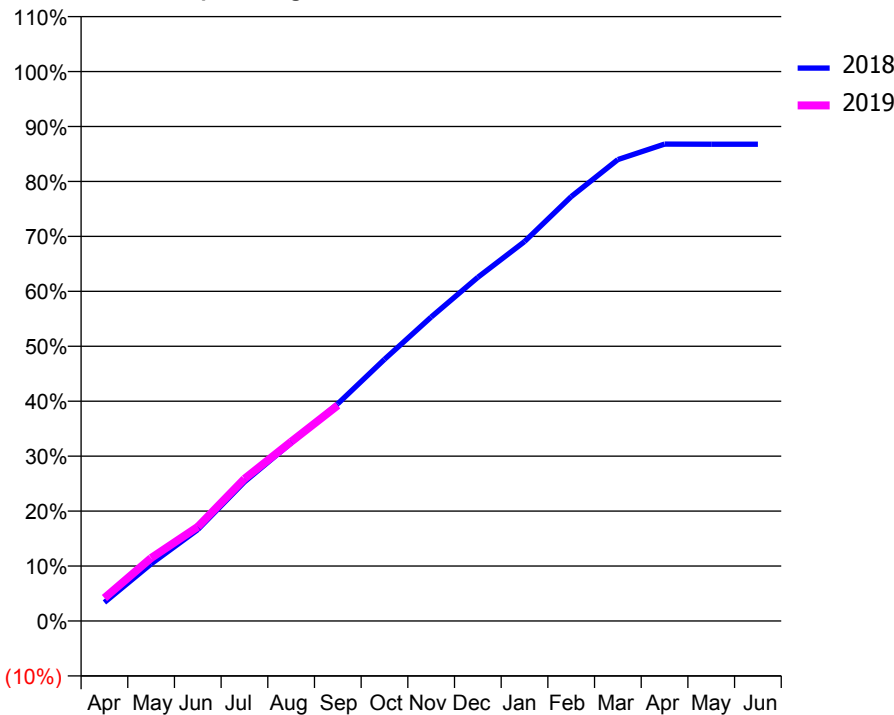
ACCESS*

Patients seen in 24 months	Total	Change since previous quarter
Quarter ending September 2017	23,929	
Quarter ending December 2017	24,090	→
Quarter ending March 2018	23,942	→
Quarter ending June 2018	24,110	→
Quarter ending September 2018	24,343	→
Variance since September 2017	1.7%	→



ACTIVITY

Cumulative percentage of contracted UDA delivered 2018 & 2019



Month	Adjusted Scheduled Activity (UDA)	
	2018	2019
April	2,521	3,001
May	7,762	8,221
June	12,427	12,304
July	18,916	18,569
August	24,218	23,403
September	29,549	28,155
October	35,582	
November	41,323	
December	46,733	
January	51,590	
February	57,702	
March	62,750	
April	64,839	
May	64,828	
June	64,825	

QUALITY

	Quantity	Base Number	Contract	AT	Region	England
% of FP17s for the same patient ID Re-attending within 3 months - Children	217	3,774	5.7%	9.8%	12.2%	11.6%
% of FP17s for the same patient ID Re-attending within 3 months - Adults	1,239	10,814	11.5%	13.9%	15.8%	15.5%
% of FP17s for the same patient ID Re-attending between 3 & 9 months - Children	1,926	3,774	51.0%	56.9%	60.3%	58.8%
% of FP17s for the same patient ID Re-attending between 3 & 9 months - Adults	5,283	10,814	48.9%	52.8%	53.5%	51.1%
% of FP17s for Band 1 Urgent Courses	866	13,345	6.5%	8.0%	9.1%	9.0%
% of FP17s Relating to Free Repair or Replacements	127	13,345	1.0%	1.1%	1.0%	0.8%
% of FP17s Relating to Continuations	220	13,345	1.6%	1.2%	1.0%	0.9%
% of Patients satisfied with the dentistry they have received	12	13	92.3%	94.7%	93.6%	93.3%
% of Patients satisfied with the time they had to wait for an appointment	12	13	92.3%	91.4%	89.8%	88.9%

* This is based on patients treated on this contract for their most recent course of treatment. Figures in italics indicate the base number of FP17s or Patient Questionnaire responses are less than 100. N/A is shown where the base number of responses is less than 10 during the period. % is calculated as Quantity/Base number*100

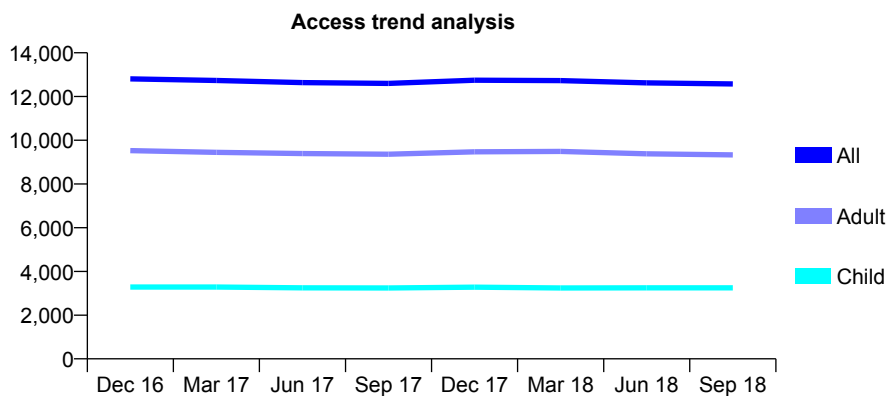
Q49 - Vital Signs At a Glance Contract Report for 170941/0001 - September 2018

Name or company name	InDental Practice Limited
Contract type name	GDS Contract
Purpose of contract	General
Contract start date	01/07/2008
Contract end date	

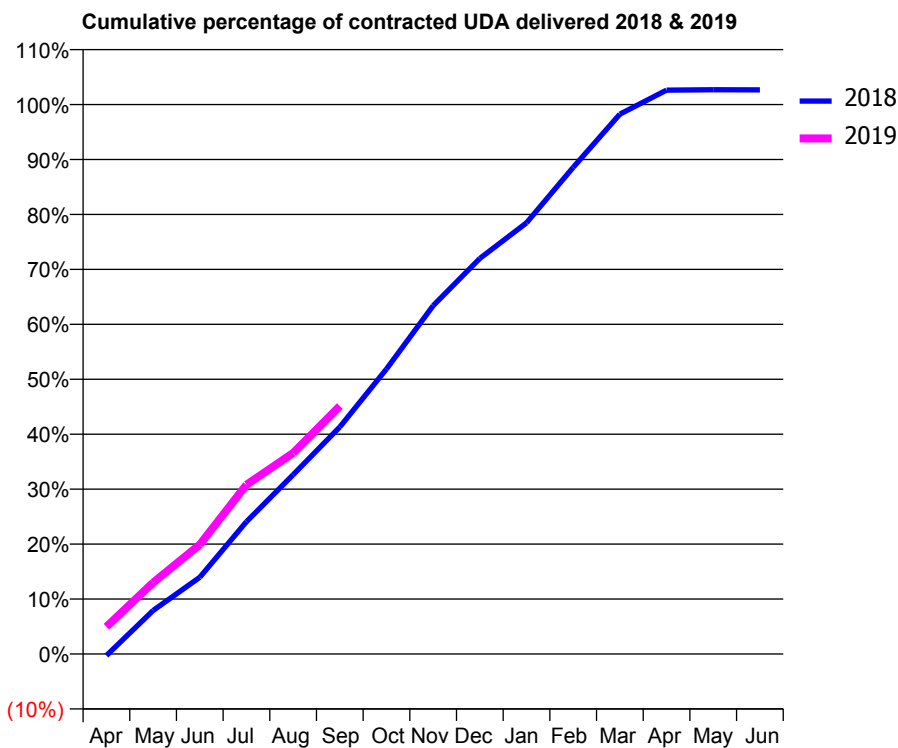
18/19 Contracted general activity (UDA)	36,554
Carry forward general activity (UDA)	-731
18/19 Contracted orthodontic activity (UOA)	0
Carry forward orthodontic activity (UOA)	0
Baseline contract value	£1,127,738.43

ACCESS*

Patients seen in 24 months	Total	Change since previous quarter
Quarter ending September 2017	12,601	
Quarter ending December 2017	12,748	→
Quarter ending March 2018	12,731	→
Quarter ending June 2018	12,624	→
Quarter ending September 2018	12,578	→
Variance since September 2017	(0.2%)	→



ACTIVITY



Month	Adjusted Scheduled Activity (UDA)	
	2018	2019
April	-107	1,812
May	2,898	4,754
June	5,106	7,280
July	8,808	11,260
August	11,928	13,369
September	15,105	16,493
October	18,963	
November	23,172	
December	26,313	
January	28,686	
February	32,375	
March	35,915	
April	37,510	
May	37,533	
June	37,530	

QUALITY

	Quantity	Base Number	Contract	AT	Region	England
% of FP17s for the same patient ID Re-attending within 3 months - Children	179	2,190	8.2%	9.8%	12.2%	11.6%
% of FP17s for the same patient ID Re-attending within 3 months - Adults	1,146	6,091	18.8%	13.9%	15.8%	15.5%
% of FP17s for the same patient ID Re-attending between 3 & 9 months - Children	1,170	2,190	53.4%	56.9%	60.3%	58.8%
% of FP17s for the same patient ID Re-attending between 3 & 9 months - Adults	3,023	6,091	49.6%	52.8%	53.5%	51.1%
% of FP17s for Band 1 Urgent Courses	859	7,408	11.6%	8.0%	9.1%	9.0%
% of FP17s Relating to Free Repair or Replacements	80	7,408	1.1%	1.1%	1.0%	0.8%
% of FP17s Relating to Continuations	52	7,408	0.7%	1.2%	1.0%	0.9%
% of Patients satisfied with the dentistry they have received	5	5	N/A	94.7%	93.6%	93.3%
% of Patients satisfied with the time they had to wait for an appointment	5	5	N/A	91.4%	89.8%	88.9%

* This is based on patients treated on this contract for their most recent course of treatment. Figures in italics indicate the base number of FP17s or Patient Questionnaire responses are less than 100. N/A is shown where the base number of responses is less than 10 during the period. % is calculated as Quantity/Base number*100

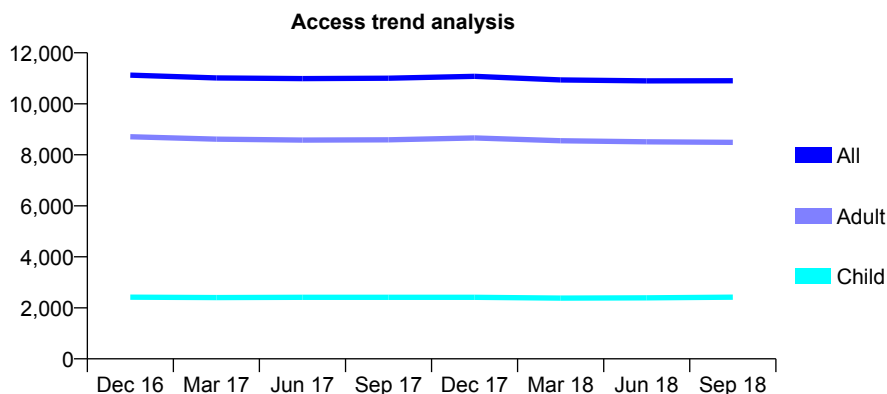
Q49 - Vital Signs At a Glance Contract Report for 172847/0001 - September 2018

Name or company name	Newcastle and Wallsend Dental Practice P
Contract type name	GDS Contract
Purpose of contract	General
Contract start date	01/05/2013
Contract end date	

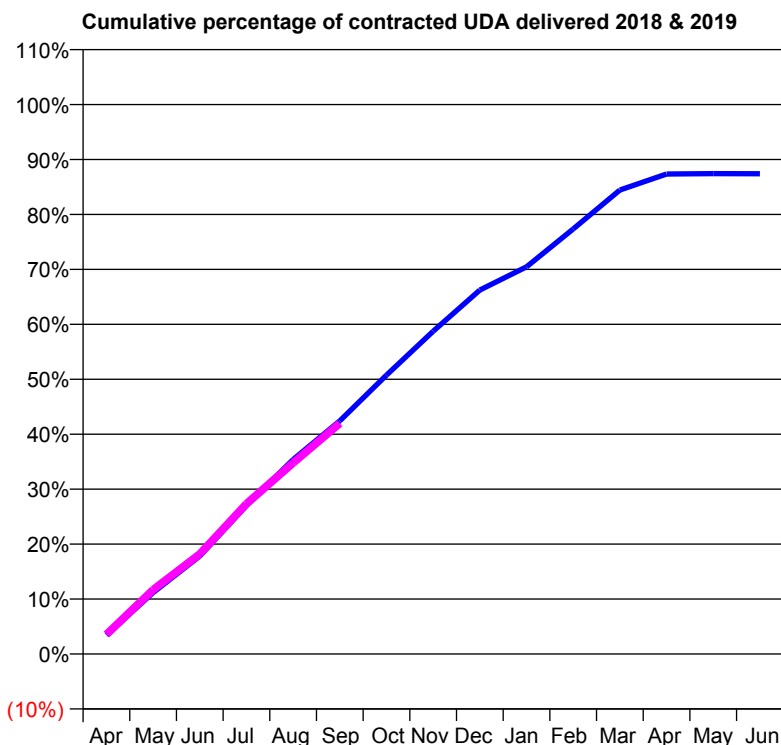
18/19 Contracted general activity (UDA)	36,759
Carry forward general activity (UDA)	0
18/19 Contracted orthodontic activity (UOA)	0
Carry forward orthodontic activity (UOA)	0
Baseline contract value	£973,535.07

ACCESS*

Patients seen in 24 months	Total	Change since previous quarter
Quarter ending September 2017	11,003	
Quarter ending December 2017	11,079	→
Quarter ending March 2018	10,935	↓
Quarter ending June 2018	10,898	→
Quarter ending September 2018	10,906	→
Variance since September 2017	(0.9%)	→



ACTIVITY



Month	Adjusted Scheduled Activity (UDA)	
	2018	2019
April	1,261	1,305
May	4,109	4,299
June	6,549	6,689
July	9,945	10,052
August	13,009	12,788
September	15,597	15,435
October	18,655	
November	21,595	
December	24,348	
January	25,901	
February	28,437	
March	31,042	
April	32,106	
May	32,134	
June	32,125	

QUALITY

	Quantity	Base Number	Contract	AT	Region	England
% of FP17s for the same patient ID Re-attending within 3 months - Children	61	1,752	3.5%	9.8%	12.2%	11.6%
% of FP17s for the same patient ID Re-attending within 3 months - Adults	585	5,387	10.9%	13.9%	15.8%	15.5%
% of FP17s for the same patient ID Re-attending between 3 & 9 months - Children	820	1,752	46.8%	56.9%	60.3%	58.8%
% of FP17s for the same patient ID Re-attending between 3 & 9 months - Adults	2,557	5,387	47.5%	52.8%	53.5%	51.1%
% of FP17s for Band 1 Urgent Courses	445	6,688	6.7%	8.0%	9.1%	9.0%
% of FP17s Relating to Free Repair or Replacements	69	6,688	1.0%	1.1%	1.0%	0.8%
% of FP17s Relating to Continuations	81	6,688	1.2%	1.2%	1.0%	0.9%
% of Patients satisfied with the dentistry they have received	6	6	N/A	94.7%	93.6%	93.3%
% of Patients satisfied with the time they had to wait for an appointment	5	6	N/A	91.4%	89.8%	88.9%

* This is based on patients treated on this contract for their most recent course of treatment. Figures in italics indicate the base number of FP17s or Patient Questionnaire responses are less than 100. N/A is shown where the base number of responses is less than 10 during the period. % is calculated as Quantity/Base number*100

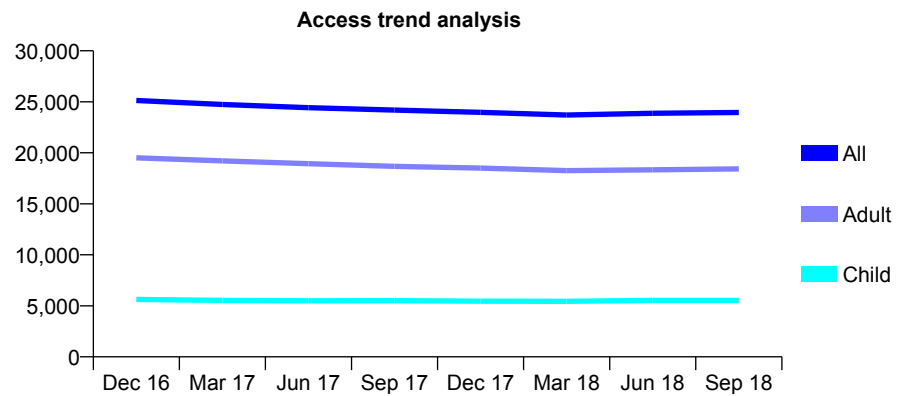
Q49 - Vital Signs At a Glance Contract Report for 176648/0001 - September 2018

Name or company name	South Tyneside Smiles Limited
Contract type name	GDS Contract
Purpose of contract	General and Orthodontic
Contract start date	01/04/2008
Contract end date	

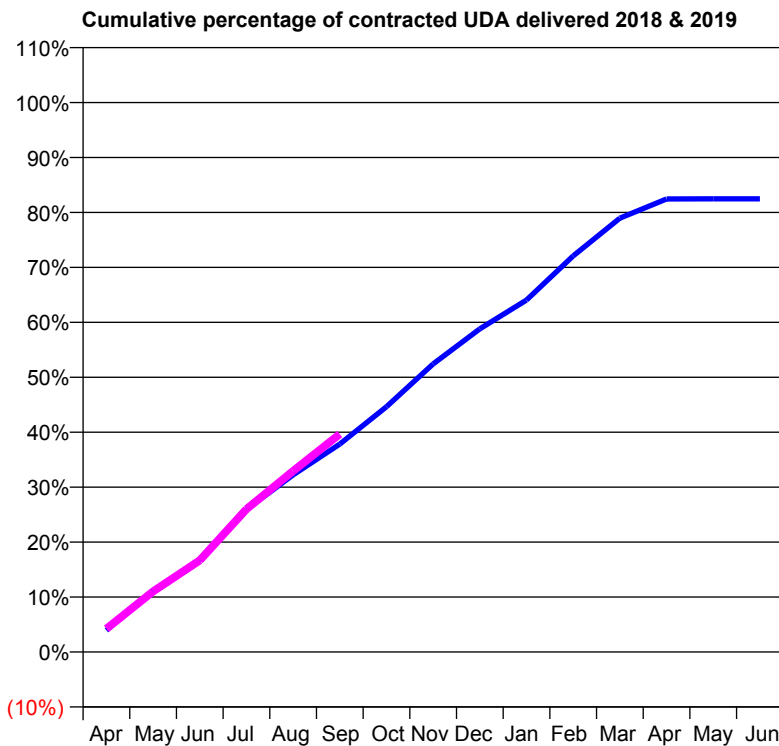
18/19 Contracted general activity (UDA)	85,974
Carry forward general activity (UDA)	0
18/19 Contracted orthodontic activity (UOA)	2,119
Carry forward orthodontic activity (UOA)	0
Baseline contract value	£2,477,125.90

ACCESS*

Patients seen in 24 months	Total	Change since previous quarter
Quarter ending September 2017	24,195	
Quarter ending December 2017	23,961	→
Quarter ending March 2018	23,704	↓
Quarter ending June 2018	23,874	→
Quarter ending September 2018	23,955	→
Variance since September 2017	(1.0%)	→



ACTIVITY



Month	Adjusted Scheduled Activity (UDA)	
	2018	2019
April	3,382	3,645
May	9,611	9,475
June	14,354	14,337
July	22,292	22,361
August	27,726	28,316
September	32,536	34,106
October	38,378	
November	45,069	
December	50,567	
January	55,066	
February	61,970	
March	67,881	
April	70,888	
May	70,896	
June	70,895	

QUALITY

	Quantity	Base Number	Contract	AT	Region	England
% of FP17s for the same patient ID Re-attending within 3 months - Children	300	4,337	6.9%	9.8%	12.2%	11.6%
% of FP17s for the same patient ID Re-attending within 3 months - Adults	1,466	12,321	11.9%	13.9%	15.8%	15.5%
% of FP17s for the same patient ID Re-attending between 3 & 9 months - Children	2,403	4,337	55.4%	56.9%	60.3%	58.8%
% of FP17s for the same patient ID Re-attending between 3 & 9 months - Adults	5,974	12,321	48.5%	52.8%	53.5%	51.1%
% of FP17s for Band 1 Urgent Courses	1,064	15,085	7.1%	8.0%	9.1%	9.0%
% of FP17s Relating to Free Repair or Replacements	115	15,085	0.8%	1.1%	1.0%	0.8%
% of FP17s Relating to Continuations	253	15,085	1.7%	1.2%	1.0%	0.9%
% of Patients satisfied with the dentistry they have received	11	12	91.7%	94.7%	93.6%	93.3%
% of Patients satisfied with the time they had to wait for an appointment	11	12	91.7%	91.4%	89.8%	88.9%

* This is based on patients treated on this contract for their most recent course of treatment. Figures in italics indicate the base number of FP17s or Patient Questionnaire responses are less than 100. N/A is shown where the base number of responses is less than 10 during the period. % is calculated as Quantity/Base number*100

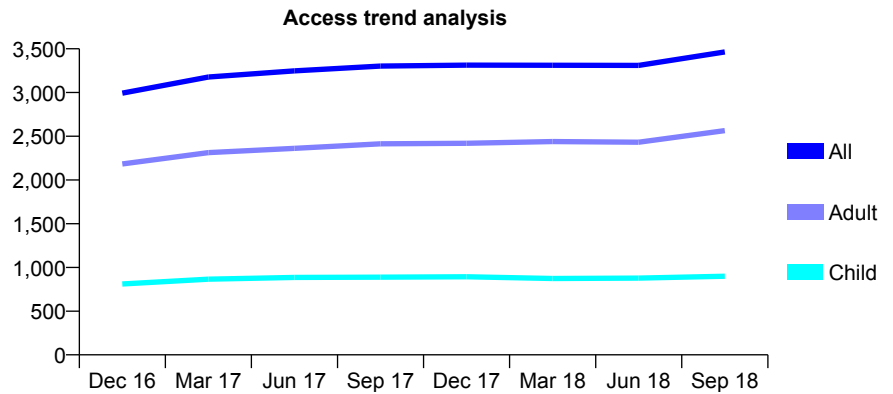
Q49 - Vital Signs At a Glance Contract Report for 177644/0001 - September 2018

Name or company name	Goodteeth Dental Surgeries Ltd
Contract type name	GDS Contract
Purpose of contract	General and Orthodontic
Contract start date	01/09/2009
Contract end date	

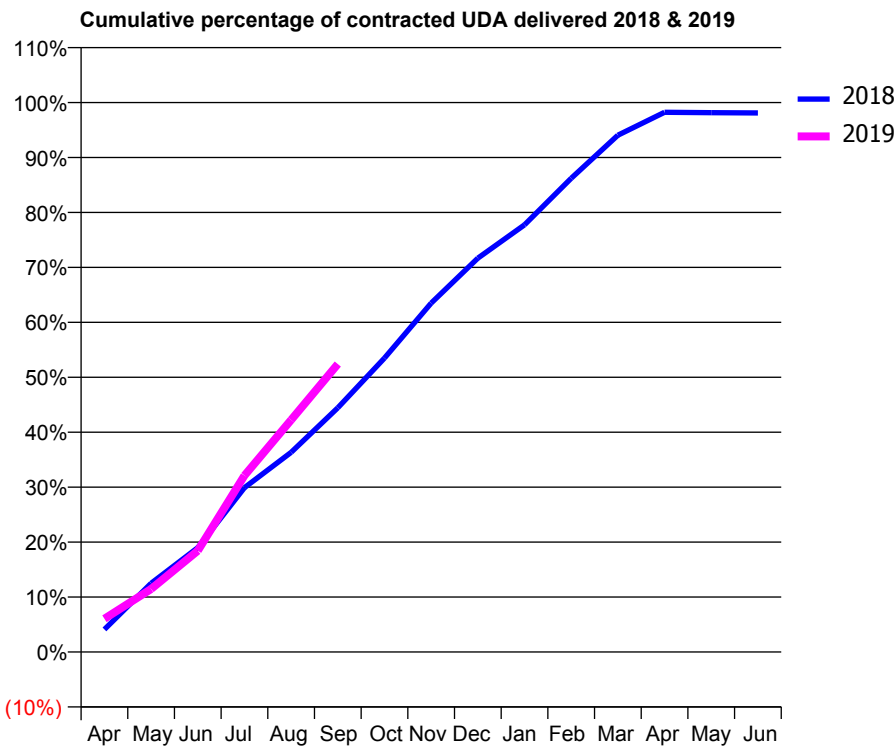
18/19 Contracted general activity (UDA)	8,745
Carry forward general activity (UDA)	-134
18/19 Contracted orthodontic activity (UOA)	418
Carry forward orthodontic activity (UOA)	0
Baseline contract value	£236,393.67

ACCESS*

Patients seen in 24 months	Total	Change since previous quarter
Quarter ending September 2017	3,303	
Quarter ending December 2017	3,313	→
Quarter ending March 2018	3,312	→
Quarter ending June 2018	3,310	→
Quarter ending September 2018	3,464	↑
Variance since September 2017	4.9%	↑



ACTIVITY



Adjusted Scheduled Activity (UDA)		
Month	2018	2019
April	359	530
May	1,094	1,002
June	1,661	1,612
July	2,616	2,809
August	3,177	3,693
September	3,887	4,583
October	4,678	
November	5,552	
December	6,268	
January	6,799	
February	7,538	
March	8,225	
April	8,590	
May	8,584	
June	8,578	

QUALITY

	Quantity	Base Number	Contract	AT	Region	England
% of FP17s for the same patient ID Re-attending within 3 months - Children	29	622	4.7%	9.8%	12.2%	11.6%
% of FP17s for the same patient ID Re-attending within 3 months - Adults	189	1,657	11.4%	13.9%	15.8%	15.5%
% of FP17s for the same patient ID Re-attending between 3 & 9 months - Children	327	622	52.6%	56.9%	60.3%	58.8%
% of FP17s for the same patient ID Re-attending between 3 & 9 months - Adults	749	1,657	45.2%	52.8%	53.5%	51.1%
% of FP17s for Band 1 Urgent Courses	183	2,166	8.4%	8.0%	9.1%	9.0%
% of FP17s Relating to Free Repair or Replacements	30	2,166	1.4%	1.1%	1.0%	0.8%
% of FP17s Relating to Continuations	31	2,166	1.4%	1.2%	1.0%	0.9%
% of Patients satisfied with the dentistry they have received	1	1	N/A	94.7%	93.6%	93.3%
% of Patients satisfied with the time they had to wait for an appointment	1	1	N/A	91.4%	89.8%	88.9%

* This is based on patients treated on this contract for their most recent course of treatment. Figures in italics indicate the base number of FP17s or Patient Questionnaire responses are less than 100. N/A is shown where the base number of responses is less than 10 during the period. % is calculated as Quantity/Base number*100

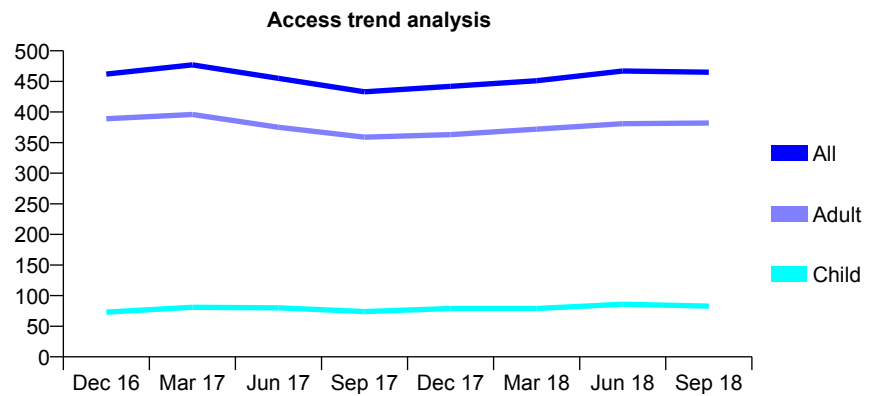
Q49 - Vital Signs At a Glance Contract Report for 177644/0002 - September 2018

Name or company name	Alston Dental Practice Limited
Contract type name	GDS Contract
Purpose of contract	General
Contract start date	01/09/2009
Contract end date	

18/19 Contracted general activity (UDA)	1,500
Carry forward general activity (UDA)	0
18/19 Contracted orthodontic activity (UOA)	0
Carry forward orthodontic activity (UOA)	0
Baseline contract value	£43,322.57

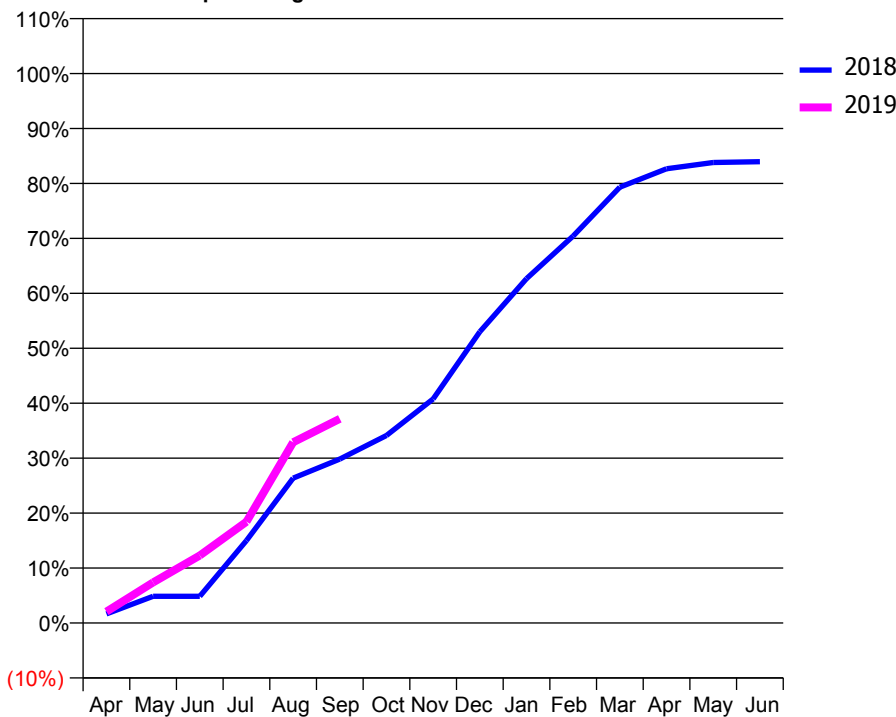
ACCESS*

Patients seen in 24 months	Total	Change since previous quarter
Quarter ending September 2017	433	
Quarter ending December 2017	442	↑
Quarter ending March 2018	451	↑
Quarter ending June 2018	467	↑
Quarter ending September 2018	465	→
Variance since September 2017	7.4%	↑



ACTIVITY

Cumulative percentage of contracted UDA delivered 2018 & 2019



Month	Adjusted Scheduled Activity (UDA)	
	2018	2019
April	25	31
May	73	111
June	73	184
July	225	276
August	395	493
September	448	557
October	512	
November	612	
December	795	
January	940	
February	1,057	
March	1,190	
April	1,240	
May	1,257	
June	1,259	

QUALITY

	Quantity	Base Number	Contract	AT	Region	England
% of FP17s for the same patient ID Re-attending within 3 months - Children	2	53	3.8%	9.8%	12.2%	11.6%
% of FP17s for the same patient ID Re-attending within 3 months - Adults	14	209	6.7%	13.9%	15.8%	15.5%
% of FP17s for the same patient ID Re-attending between 3 & 9 months - Children	30	53	56.6%	56.9%	60.3%	58.8%
% of FP17s for the same patient ID Re-attending between 3 & 9 months - Adults	107	209	51.2%	52.8%	53.5%	51.1%
% of FP17s for Band 1 Urgent Courses	2	224	0.9%	8.0%	9.1%	9.0%
% of FP17s Relating to Free Repair or Replacements	0	224	0.0%	1.1%	1.0%	0.8%
% of FP17s Relating to Continuations	2	224	0.9%	1.2%	1.0%	0.9%
% of Patients satisfied with the dentistry they have received	1	1	N/A	94.7%	93.6%	93.3%
% of Patients satisfied with the time they had to wait for an appointment	1	1	N/A	91.4%	89.8%	88.9%

* This is based on patients treated on this contract for their most recent course of treatment. Figures in italics indicate the base number of FP17s or Patient Questionnaire responses are less than 100. N/A is shown where the base number of responses is less than 10 during the period. % is calculated as Quantity/Base number*100

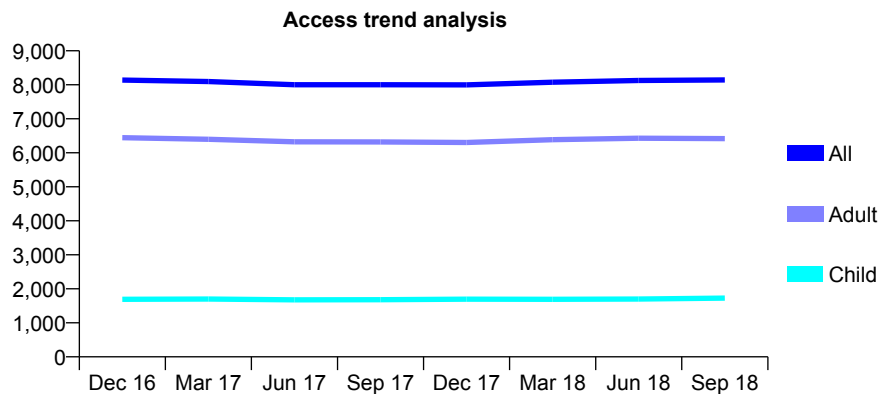
Q49 - Vital Signs At a Glance Contract Report for 180866/0001 - September 2018

Name or company name	Perfect Smile Acorn Dental Partnership
Contract type name	GDS Contract
Purpose of contract	General
Contract start date	01/07/2014
Contract end date	

18/19 Contracted general activity (UDA)	20,230
Carry forward general activity (UDA)	-115
18/19 Contracted orthodontic activity (UOA)	0
Carry forward orthodontic activity (UOA)	0
Baseline contract value	£569,291.12

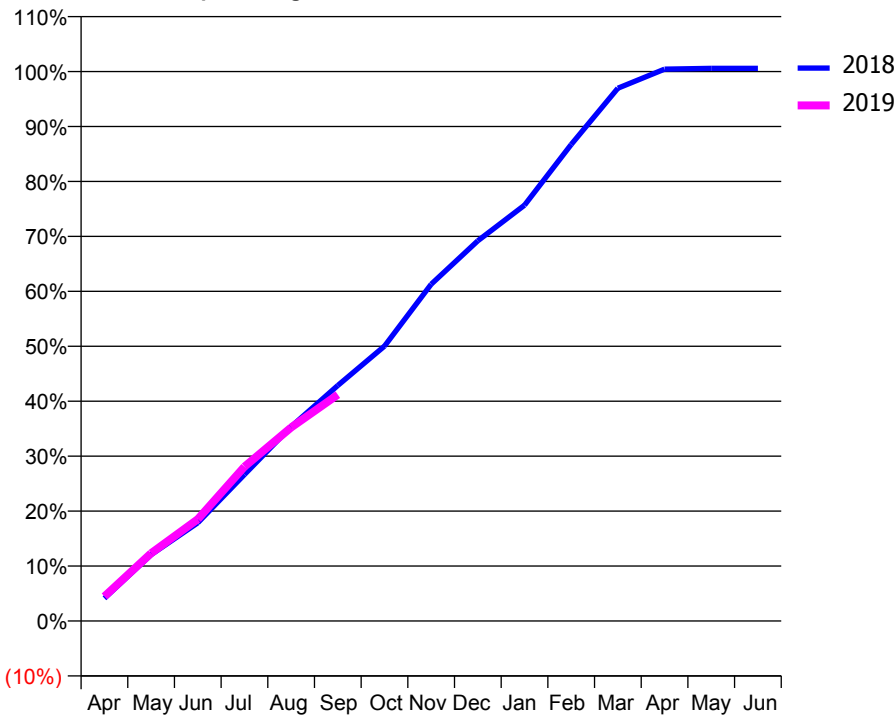
ACCESS*

Patients seen in 24 months	Total	Change since previous quarter
Quarter ending September 2017	8,000	
Quarter ending December 2017	7,999	→
Quarter ending March 2018	8,078	→
Quarter ending June 2018	8,129	→
Quarter ending September 2018	8,145	→
Variance since September 2017	1.8%	→



ACTIVITY

Cumulative percentage of contracted UDA delivered 2018 & 2019



Month	Adjusted Scheduled Activity (UDA)	
	2018	2019
April	839	905
May	2,443	2,498
June	3,615	3,751
July	5,390	5,683
August	7,155	7,124
September	8,671	8,332
October	10,118	
November	12,397	
December	13,997	
January	15,308	
February	17,541	
March	19,612	
April	20,316	
May	20,345	
June	20,345	

QUALITY

	Quantity	Base Number	Contract	AT	Region	England
% of FP17s for the same patient ID Re-attending within 3 months - Children	74	1,170	6.3%	9.8%	12.2%	11.6%
% of FP17s for the same patient ID Re-attending within 3 months - Adults	617	3,954	15.6%	13.9%	15.8%	15.5%
% of FP17s for the same patient ID Re-attending between 3 & 9 months - Children	634	1,170	54.2%	56.9%	60.3%	58.8%
% of FP17s for the same patient ID Re-attending between 3 & 9 months - Adults	1,871	3,954	47.3%	52.8%	53.5%	51.1%
% of FP17s for Band 1 Urgent Courses	402	4,413	9.1%	8.0%	9.1%	9.0%
% of FP17s Relating to Free Repair or Replacements	84	4,413	1.9%	1.1%	1.0%	0.8%
% of FP17s Relating to Continuations	92	4,413	2.1%	1.2%	1.0%	0.9%
% of Patients satisfied with the dentistry they have received	6	6	N/A	94.7%	93.6%	93.3%
% of Patients satisfied with the time they had to wait for an appointment	6	6	N/A	91.4%	89.8%	88.9%

* This is based on patients treated on this contract for their most recent course of treatment. Figures in italics indicate the base number of FP17s or Patient Questionnaire responses are less than 100. N/A is shown where the base number of responses is less than 10 during the period. % is calculated as Quantity/Base number*100

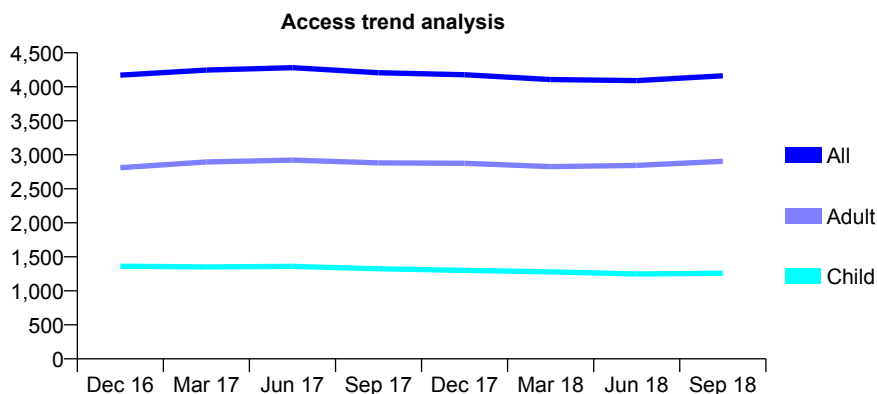
Q49 - Vital Signs At a Glance Contract Report for 181986/0001 - September 2018

Name or company name	Perfect Smile Laburnum Partnership
Contract type name	GDS Contract
Purpose of contract	General
Contract start date	01/07/2014
Contract end date	

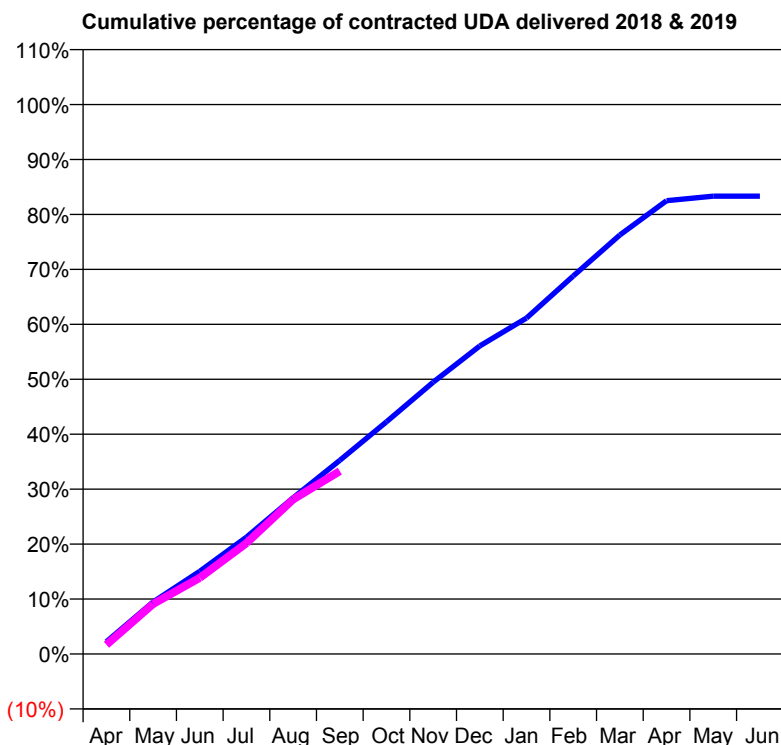
18/19 Contracted general activity (UDA)	15,601
Carry forward general activity (UDA)	0
18/19 Contracted orthodontic activity (UOA)	0
Carry forward orthodontic activity (UOA)	0
Baseline contract value	£377,538.54

ACCESS*

Patients seen in 24 months	Total	Change since previous quarter
Quarter ending September 2017	4,206	
Quarter ending December 2017	4,177	→
Quarter ending March 2018	4,106	↓
Quarter ending June 2018	4,092	→
Quarter ending September 2018	4,162	→
Variance since September 2017	(1.0%)	↓



ACTIVITY



Adjusted Scheduled Activity (UDA)		
Month	2018	2019
April	351	263
May	1,478	1,422
June	2,349	2,165
July	3,320	3,149
August	4,437	4,389
September	5,499	5,194
October	6,592	
November	7,717	
December	8,748	
January	9,538	
February	10,731	
March	11,896	
April	12,872	
May	12,997	
June	12,997	

QUALITY

	Quantity	Base Number	Contract	AT	Region	England
% of FP17s for the same patient ID Re-attending within 3 months - Children	50	873	5.7%	9.8%	12.2%	11.6%
% of FP17s for the same patient ID Re-attending within 3 months - Adults	264	1,848	14.3%	13.9%	15.8%	15.5%
% of FP17s for the same patient ID Re-attending between 3 & 9 months - Children	499	873	57.2%	56.9%	60.3%	58.8%
% of FP17s for the same patient ID Re-attending between 3 & 9 months - Adults	887	1,848	48.0%	52.8%	53.5%	51.1%
% of FP17s for Band 1 Urgent Courses	118	2,338	5.0%	8.0%	9.1%	9.0%
% of FP17s Relating to Free Repair or Replacements	6	2,338	0.3%	1.1%	1.0%	0.8%
% of FP17s Relating to Continuations	57	2,338	2.4%	1.2%	1.0%	0.9%
% of Patients satisfied with the dentistry they have received	2	3	N/A	94.7%	93.6%	93.3%
% of Patients satisfied with the time they had to wait for an appointment	3	3	N/A	91.4%	89.8%	88.9%

* This is based on patients treated on this contract for their most recent course of treatment. Figures in italics indicate the base number of FP17s or Patient Questionnaire responses are less than 100. N/A is shown where the base number of responses is less than 10 during the period. % is calculated as Quantity/Base number*100

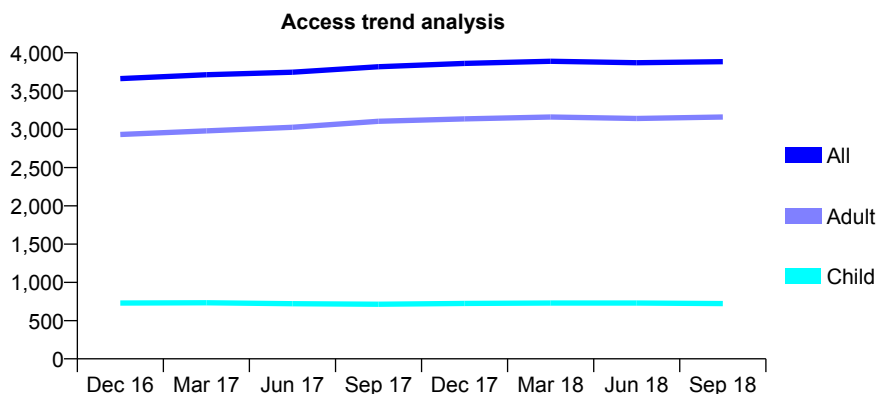
Q49 - Vital Signs At a Glance Contract Report for 182834/0001 - September 2018

Name or company name	Princes Street Dental Practice Limited
Contract type name	GDS Contract
Purpose of contract	General
Contract start date	01/04/2011
Contract end date	

18/19 Contracted general activity (UDA)	8,772
Carry forward general activity (UDA)	-175
18/19 Contracted orthodontic activity (UOA)	0
Carry forward orthodontic activity (UOA)	0
Baseline contract value	£197,720.45

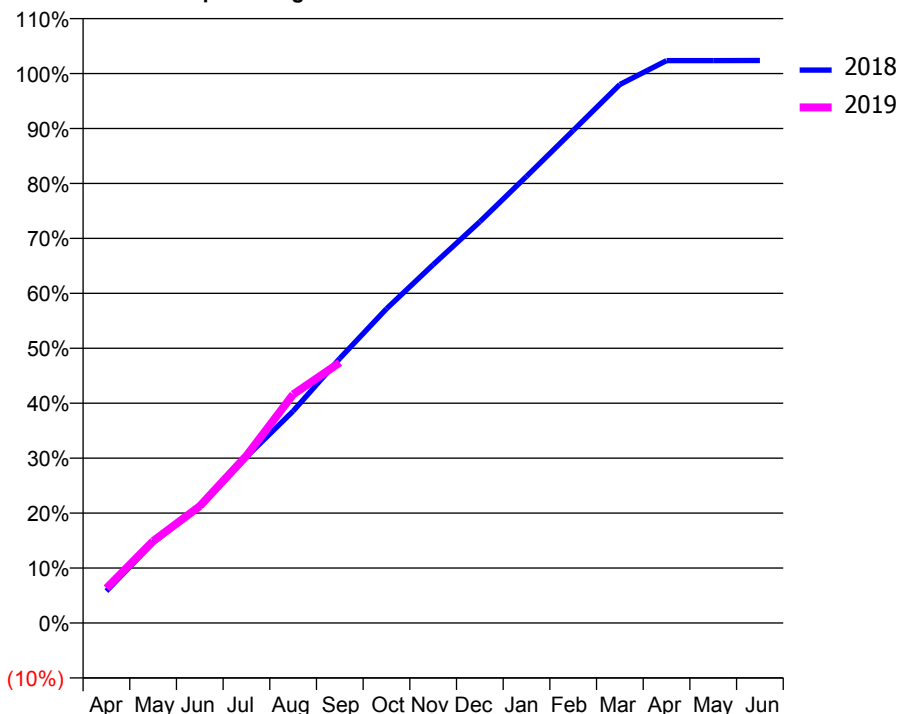
ACCESS*

Patients seen in 24 months	Total	Change since previous quarter
Quarter ending September 2017	3,818	
Quarter ending December 2017	3,861	→
Quarter ending March 2018	3,889	→
Quarter ending June 2018	3,870	→
Quarter ending September 2018	3,884	→
Variance since September 2017	1.7%	→



ACTIVITY

Cumulative percentage of contracted UDA delivered 2018 & 2019



Month	Adjusted Scheduled Activity (UDA)	
	2018	2019
April	510	554
May	1,285	1,309
June	1,867	1,866
July	2,652	2,671
August	3,383	3,650
September	4,224	4,159
October	5,016	
November	5,721	
December	6,406	
January	7,130	
February	7,862	
March	8,598	
April	8,978	
May	8,978	
June	8,980	

QUALITY

	Quantity	Base Number	Contract	AT	Region	England
% of FP17s for the same patient ID Re-attending within 3 months - Children	42	569	7.4%	9.8%	12.2%	11.6%
% of FP17s for the same patient ID Re-attending within 3 months - Adults	236	2,004	11.8%	13.9%	15.8%	15.5%
% of FP17s for the same patient ID Re-attending between 3 & 9 months - Children	368	569	64.7%	56.9%	60.3%	58.8%
% of FP17s for the same patient ID Re-attending between 3 & 9 months - Adults	898	2,004	44.8%	52.8%	53.5%	51.1%
% of FP17s for Band 1 Urgent Courses	132	2,335	5.7%	8.0%	9.1%	9.0%
% of FP17s Relating to Free Repair or Replacements	20	2,335	0.9%	1.1%	1.0%	0.8%
% of FP17s Relating to Continuations	25	2,335	1.1%	1.2%	1.0%	0.9%
% of Patients satisfied with the dentistry they have received	5	5	N/A	94.7%	93.6%	93.3%
% of Patients satisfied with the time they had to wait for an appointment	5	5	N/A	91.4%	89.8%	88.9%

* This is based on patients treated on this contract for their most recent course of treatment. Figures in italics indicate the base number of FP17s or Patient Questionnaire responses are less than 100. N/A is shown where the base number of responses is less than 10 during the period. % is calculated as Quantity/Base number*100

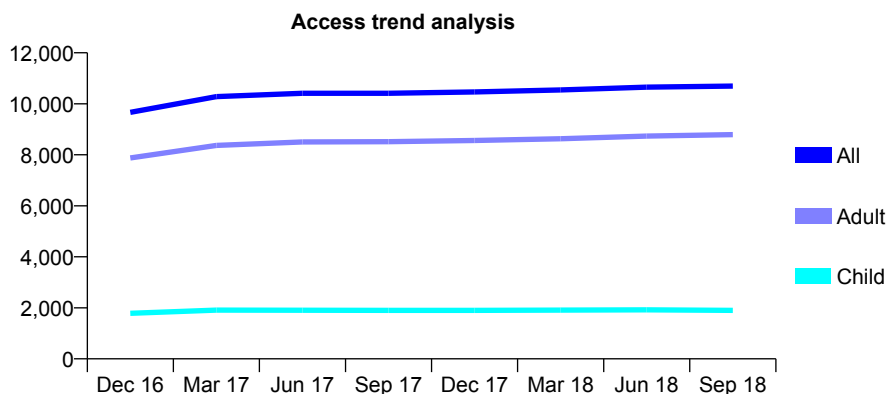
Q49 - Vital Signs At a Glance Contract Report for 183962/0001 - September 2018

Name or company name	Goodwin and Associates
Contract type name	Pilot Contract
Purpose of contract	General and Orthodontic
Contract start date	01/04/2008
Contract end date	31/03/2020

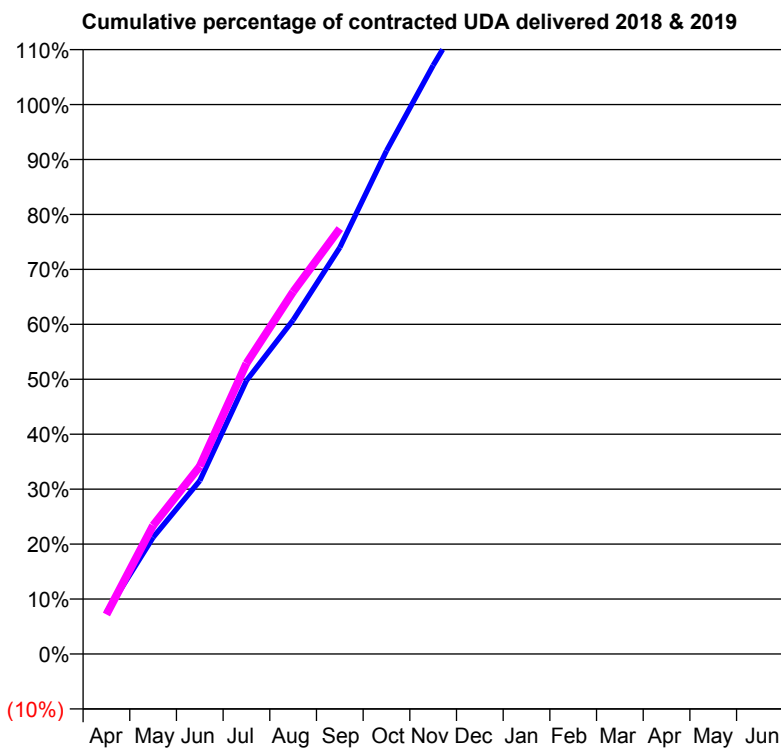
18/19 Contracted general activity (UDA)	14,876
Carry forward general activity (UDA)	0
18/19 Contracted orthodontic activity (UOA)	400
Carry forward orthodontic activity (UOA)	0
Baseline contract value	£773,020.39

ACCESS*

Patients seen in 24 months	Total	Change since previous quarter
Quarter ending September 2017	10,413	
Quarter ending December 2017	10,463	→
Quarter ending March 2018	10,543	→
Quarter ending June 2018	10,655	→
Quarter ending September 2018	10,693	→
Variance since September 2017	2.7%	↑



ACTIVITY



Month	Adjusted Scheduled Activity (UDA)	
	2018	2019
April	1,133	1,071
May	3,156	3,483
June	4,693	5,079
July	7,400	7,869
August	9,039	9,805
September	11,006	11,517
October	13,623	
November	15,937	
December	18,042	
January	19,662	
February	22,012	
March	24,734	
April	25,716	
May	25,704	
June	25,694	

QUALITY

	Quantity	Base Number	Contract	AT	Region	England
% of FP17s for the same patient ID Re-attending within 3 months - Children	99	1,548	6.4%	9.8%	12.2%	11.6%
% of FP17s for the same patient ID Re-attending within 3 months - Adults	817	5,389	15.2%	13.9%	15.8%	15.5%
% of FP17s for the same patient ID Re-attending between 3 & 9 months - Children	958	1,548	61.9%	56.9%	60.3%	58.8%
% of FP17s for the same patient ID Re-attending between 3 & 9 months - Adults	2,292	5,389	42.5%	52.8%	53.5%	51.1%
% of FP17s for Band 1 Urgent Courses	601	6,493	9.3%	8.0%	9.1%	9.0%
% of FP17s Relating to Free Repair or Replacements	26	6,493	0.4%	1.1%	1.0%	0.8%
% of FP17s Relating to Continuations	23	6,493	0.4%	1.2%	1.0%	0.9%
% of Patients satisfied with the dentistry they have received	8	9	N/A	94.7%	93.6%	93.3%
% of Patients satisfied with the time they had to wait for an appointment	7	9	N/A	91.4%	89.8%	88.9%

* This is based on patients treated on this contract for their most recent course of treatment. Figures in italics indicate the base number of FP17s or Patient Questionnaire responses are less than 100. N/A is shown where the base number of responses is less than 10 during the period. % is calculated as Quantity/Base number*100

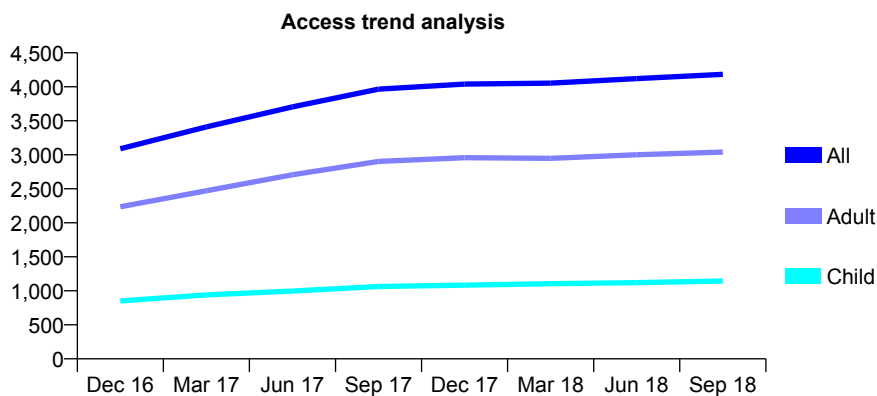
Q49 - Vital Signs At a Glance Contract Report for 185590/0001 - September 2018

Name or company name	The Grange Dental Centre
Contract type name	GDS Contract
Purpose of contract	General
Contract start date	01/10/2015
Contract end date	

18/19 Contracted general activity (UDA)	7,288
Carry forward general activity (UDA)	0
18/19 Contracted orthodontic activity (UOA)	0
Carry forward orthodontic activity (UOA)	0
Baseline contract value	£158,106.86

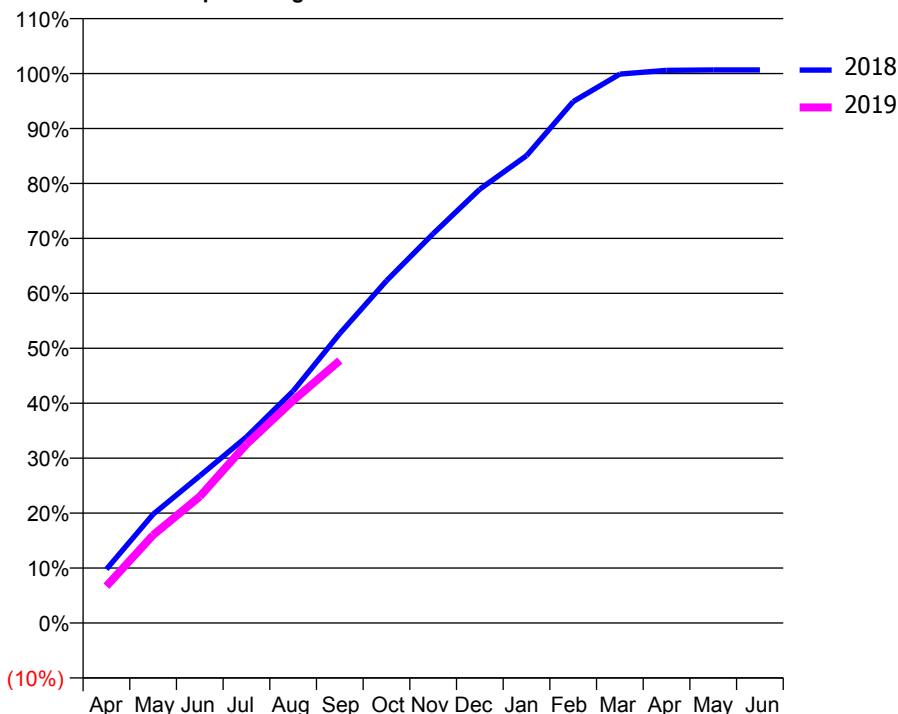
ACCESS*

Patients seen in 24 months	Total	Change since previous quarter
Quarter ending September 2017	3,966	
Quarter ending December 2017	4,041	→
Quarter ending March 2018	4,053	→
Quarter ending June 2018	4,120	→
Quarter ending September 2018	4,184	→
Variance since September 2017	5.5%	↑



ACTIVITY

Cumulative percentage of contracted UDA delivered 2018 & 2019



Month	Adjusted Scheduled Activity (UDA)	
	2018	2019
April	714	490
May	1,442	1,167
June	1,951	1,677
July	2,468	2,371
August	3,076	2,952
September	3,840	3,482
October	4,540	
November	5,163	
December	5,754	
January	6,197	
February	6,917	
March	7,280	
April	7,330	
May	7,336	
June	7,336	

QUALITY

	Quantity	Base Number	Contract	AT	Region	England
% of FP17s for the same patient ID Re-attending within 3 months - Children	69	874	7.9%	9.8%	12.2%	11.6%
% of FP17s for the same patient ID Re-attending within 3 months - Adults	257	1,697	15.1%	13.9%	15.8%	15.5%
% of FP17s for the same patient ID Re-attending between 3 & 9 months - Children	499	874	57.1%	56.9%	60.3%	58.8%
% of FP17s for the same patient ID Re-attending between 3 & 9 months - Adults	704	1,697	41.5%	52.8%	53.5%	51.1%
% of FP17s for Band 1 Urgent Courses	186	2,026	9.2%	8.0%	9.1%	9.0%
% of FP17s Relating to Free Repair or Replacements	21	2,026	1.0%	1.1%	1.0%	0.8%
% of FP17s Relating to Continuations	12	2,026	0.6%	1.2%	1.0%	0.9%
% of Patients satisfied with the dentistry they have received	2	2	N/A	94.7%	93.6%	93.3%
% of Patients satisfied with the time they had to wait for an appointment	2	2	N/A	91.4%	89.8%	88.9%

* This is based on patients treated on this contract for their most recent course of treatment. Figures in italics indicate the base number of FP17s or Patient Questionnaire responses are less than 100. N/A is shown where the base number of responses is less than 10 during the period. % is calculated as Quantity/Base number*100

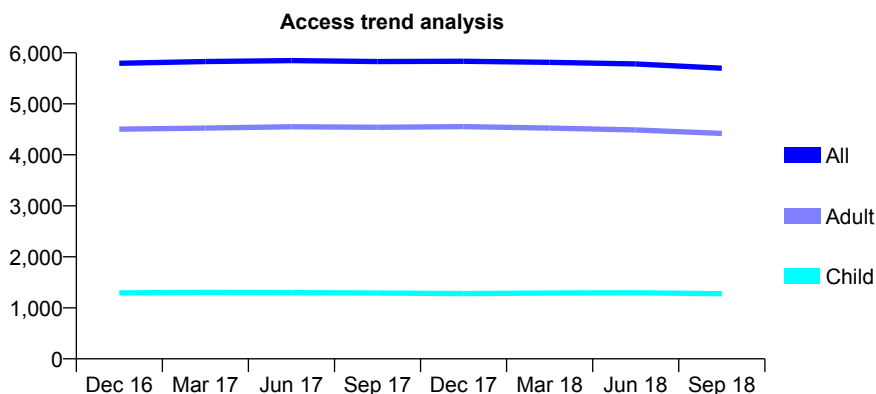
Q49 - Vital Signs At a Glance Contract Report for 185957/0001 - September 2018

Name or company name	T. S. Lalli Limited
Contract type name	GDS Contract
Purpose of contract	General
Contract start date	01/11/2006
Contract end date	

18/19 Contracted general activity (UDA)	13,428
Carry forward general activity (UDA)	46
18/19 Contracted orthodontic activity (UOA)	0
Carry forward orthodontic activity (UOA)	0
Baseline contract value	£383,603.87

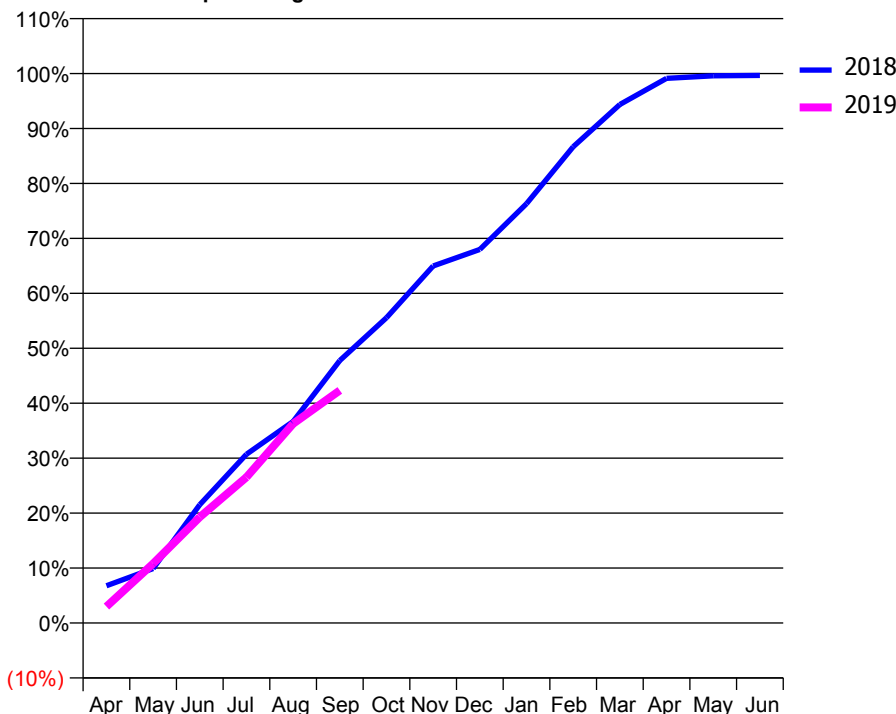
ACCESS*

Patients seen in 24 months	Total	Change since previous quarter
Quarter ending September 2017	5,830	
Quarter ending December 2017	5,833	→
Quarter ending March 2018	5,813	→
Quarter ending June 2018	5,783	→
Quarter ending September 2018	5,697	↓
Variance since September 2017	(2.3%)	↓



ACTIVITY

Cumulative percentage of contracted UDA delivered 2018 & 2019



Adjusted Scheduled Activity (UDA)

Month	2018	2019
April	911	402
May	1,330	1,452
June	2,893	2,588
July	4,125	3,565
August	4,925	4,870
September	6,416	5,684
October	7,461	
November	8,725	
December	9,128	
January	10,246	
February	11,638	
March	12,670	
April	13,309	
May	13,371	
June	13,382	

QUALITY

	Quantity	Base Number	Contract	AT	Region	England
% of FP17s for the same patient ID Re-attending within 3 months - Children	39	799	4.9%	9.8%	12.2%	11.6%
% of FP17s for the same patient ID Re-attending within 3 months - Adults	317	2,786	11.4%	13.9%	15.8%	15.5%
% of FP17s for the same patient ID Re-attending between 3 & 9 months - Children	403	799	50.4%	56.9%	60.3%	58.8%
% of FP17s for the same patient ID Re-attending between 3 & 9 months - Adults	1,368	2,786	49.1%	52.8%	53.5%	51.1%
% of FP17s for Band 1 Urgent Courses	202	3,271	6.2%	8.0%	9.1%	9.0%
% of FP17s Relating to Free Repair or Replacements	15	3,271	0.5%	1.1%	1.0%	0.8%
% of FP17s Relating to Continuations	16	3,271	0.5%	1.2%	1.0%	0.9%
% of Patients satisfied with the dentistry they have received	36	39	92.3%	94.7%	93.6%	93.3%
% of Patients satisfied with the time they had to wait for an appointment	36	39	92.3%	91.4%	89.8%	88.9%

* This is based on patients treated on this contract for their most recent course of treatment. Figures in italics indicate the base number of FP17s or Patient Questionnaire responses are less than 100. N/A is shown where the base number of responses is less than 10 during the period. % is calculated as Quantity/Base number*100

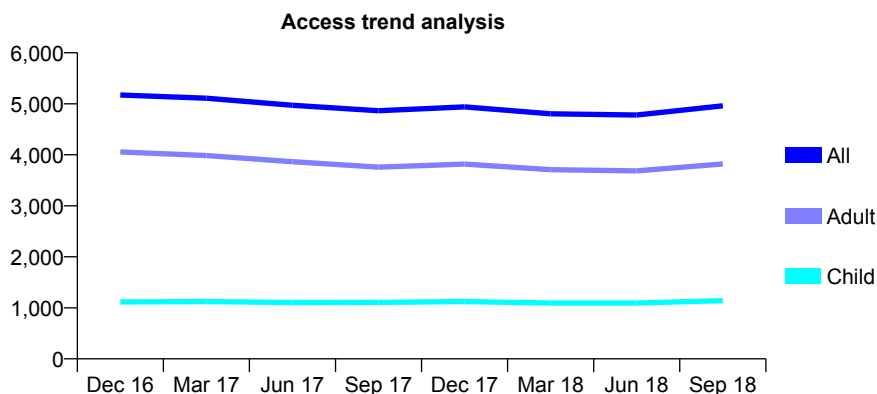
Q49 - Vital Signs At a Glance Contract Report for 186481/0001 - September 2018

Name or company name	Bensham and Sunnyside Dental Practices
Contract type name	GDS Contract
Purpose of contract	General and Orthodontic
Contract start date	12/07/2013
Contract end date	

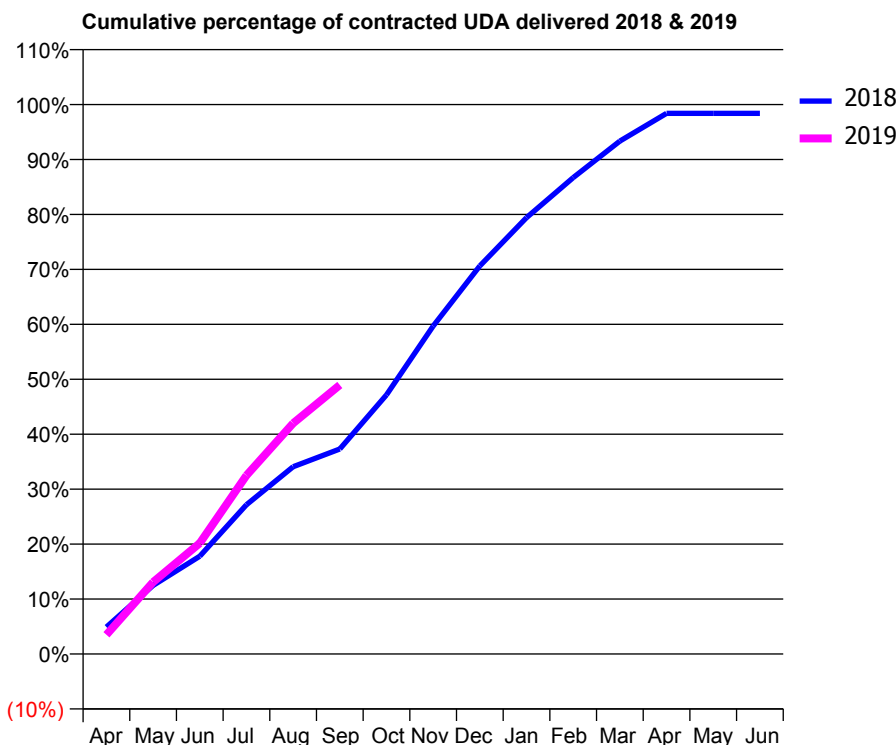
18/19 Contracted general activity (UDA)	18,310
Carry forward general activity (UDA)	280
18/19 Contracted orthodontic activity (UOA)	0
Carry forward orthodontic activity (UOA)	0
Baseline contract value	£438,083.67

ACCESS*

Patients seen in 24 months	Total	Change since previous quarter
Quarter ending September 2017	4,865	
Quarter ending December 2017	4,941	→
Quarter ending March 2018	4,803	↓
Quarter ending June 2018	4,781	→
Quarter ending September 2018	4,961	↑
Variance since September 2017	2.0%	→



ACTIVITY



Adjusted Scheduled Activity (UDA)		
Month	2018	2019
April	852	643
May	2,162	2,397
June	3,083	3,693
July	4,701	5,953
August	5,901	7,688
September	6,458	8,965
October	8,164	
November	10,332	
December	12,225	
January	13,748	
February	15,006	
March	16,159	
April	17,033	
May	17,033	
June	17,030	

QUALITY

	Quantity	Base Number	Contract	AT	Region	England
% of FP17s for the same patient ID Re-attending within 3 months - Children	74	775	9.5%	9.8%	12.2%	11.6%
% of FP17s for the same patient ID Re-attending within 3 months - Adults	504	2,533	19.9%	13.9%	15.8%	15.5%
% of FP17s for the same patient ID Re-attending between 3 & 9 months - Children	379	775	48.9%	56.9%	60.3%	58.8%
% of FP17s for the same patient ID Re-attending between 3 & 9 months - Adults	1,005	2,533	39.7%	52.8%	53.5%	51.1%
% of FP17s for Band 1 Urgent Courses	389	2,999	13.0%	8.0%	9.1%	9.0%
% of FP17s Relating to Free Repair or Replacements	13	2,999	0.4%	1.1%	1.0%	0.8%
% of FP17s Relating to Continuations	48	2,999	1.6%	1.2%	1.0%	0.9%
% of Patients satisfied with the dentistry they have received	2	2	N/A	94.7%	93.6%	93.3%
% of Patients satisfied with the time they had to wait for an appointment	1	2	N/A	91.4%	89.8%	88.9%

* This is based on patients treated on this contract for their most recent course of treatment. Figures in italics indicate the base number of FP17s or Patient Questionnaire responses are less than 100. N/A is shown where the base number of responses is less than 10 during the period. % is calculated as Quantity/Base number*100

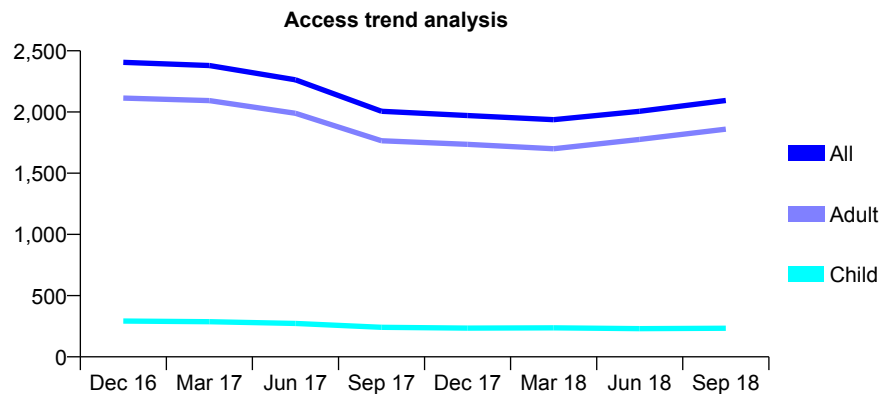
Q49 - Vital Signs At a Glance Contract Report for 187879/0001 - September 2018

Name or company name	Newcastle Dental Care Practice Partnership
Contract type name	GDS Contract
Purpose of contract	General
Contract start date	01/03/2014
Contract end date	

18/19 Contracted general activity (UDA)	14,000
Carry forward general activity (UDA)	0
18/19 Contracted orthodontic activity (UOA)	0
Carry forward orthodontic activity (UOA)	0
Baseline contract value	£427,515.30

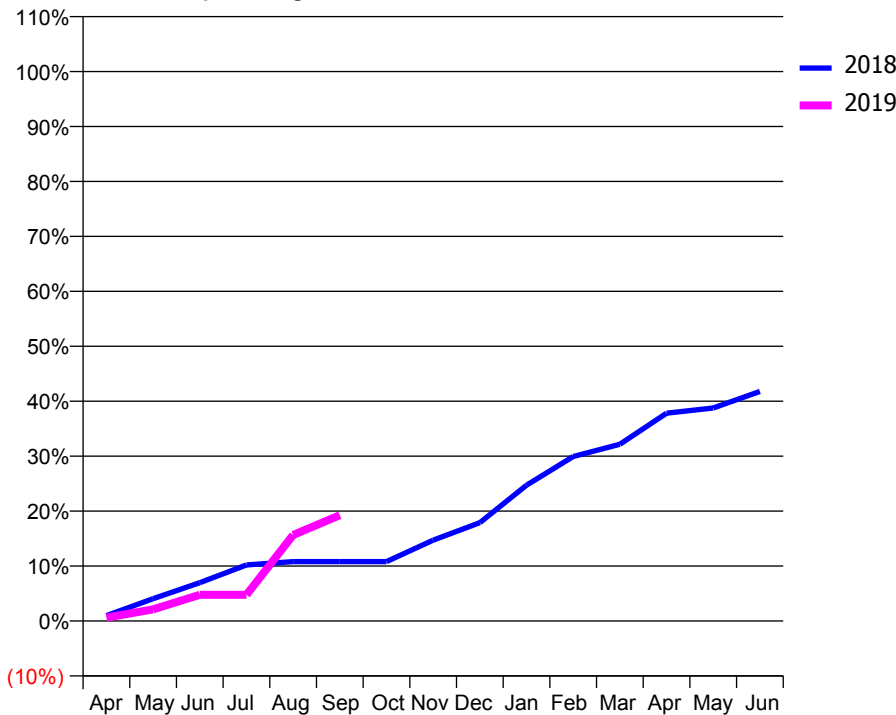
ACCESS*

Patients seen in 24 months	Total	Change since previous quarter
Quarter ending September 2017	2,006	
Quarter ending December 2017	1,971	↓
Quarter ending March 2018	1,937	↓
Quarter ending June 2018	2,006	↑
Quarter ending September 2018	2,094	↑
Variance since September 2017	4.4%	↑



ACTIVITY

Cumulative percentage of contracted UDA delivered 2018 & 2019



Month	Adjusted Scheduled Activity (UDA)	
	2018	2019
April	139	87
May	568	296
June	975	668
July	1,429	668
August	1,512	2,192
September	1,512	2,694
October	1,512	
November	2,061	
December	2,504	
January	3,462	
February	4,190	
March	4,502	
April	5,293	
May	5,427	
June	5,847	

QUALITY

	Quantity	Base Number	Contract	AT	Region	England
% of FP17s for the same patient ID Re-attending within 3 months - Children	9	125	7.2%	9.8%	12.2%	11.6%
% of FP17s for the same patient ID Re-attending within 3 months - Adults	186	1,266	14.7%	13.9%	15.8%	15.5%
% of FP17s for the same patient ID Re-attending between 3 & 9 months - Children	38	125	30.4%	56.9%	60.3%	58.8%
% of FP17s for the same patient ID Re-attending between 3 & 9 months - Adults	411	1,266	32.5%	52.8%	53.5%	51.1%
% of FP17s for Band 1 Urgent Courses	70	1,018	6.9%	8.0%	9.1%	9.0%
% of FP17s Relating to Free Repair or Replacements	13	1,018	1.3%	1.1%	1.0%	0.8%
% of FP17s Relating to Continuations	4	1,018	0.4%	1.2%	1.0%	0.9%
% of Patients satisfied with the dentistry they have received	3	3	N/A	94.7%	93.6%	93.3%
% of Patients satisfied with the time they had to wait for an appointment	3	3	N/A	91.4%	89.8%	88.9%

* This is based on patients treated on this contract for their most recent course of treatment. Figures in italics indicate the base number of FP17s or Patient Questionnaire responses are less than 100. N/A is shown where the base number of responses is less than 10 during the period. % is calculated as Quantity/Base number*100

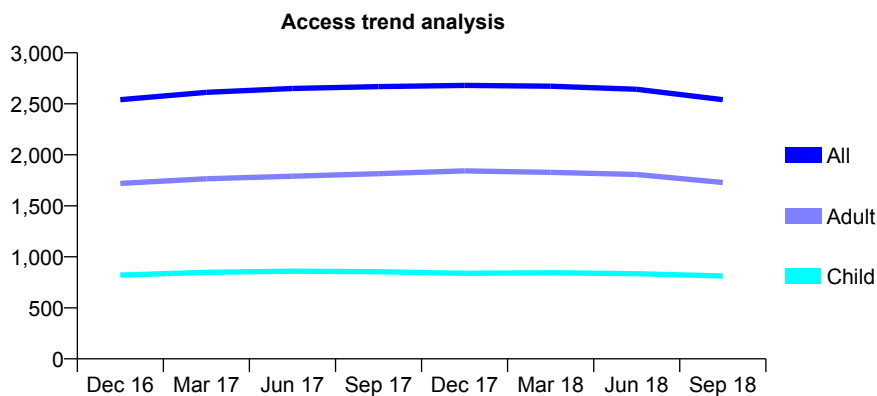
Q49 - Vital Signs At a Glance Contract Report for 193372/0001 - September 2018

Name or company name	Alistair Bartlett Dental Practice Limited
Contract type name	GDS Contract
Purpose of contract	General
Contract start date	01/08/2012
Contract end date	

18/19 Contracted general activity (UDA)	7,887
Carry forward general activity (UDA)	0
18/19 Contracted orthodontic activity (UOA)	0
Carry forward orthodontic activity (UOA)	0
Baseline contract value	£202,359.90

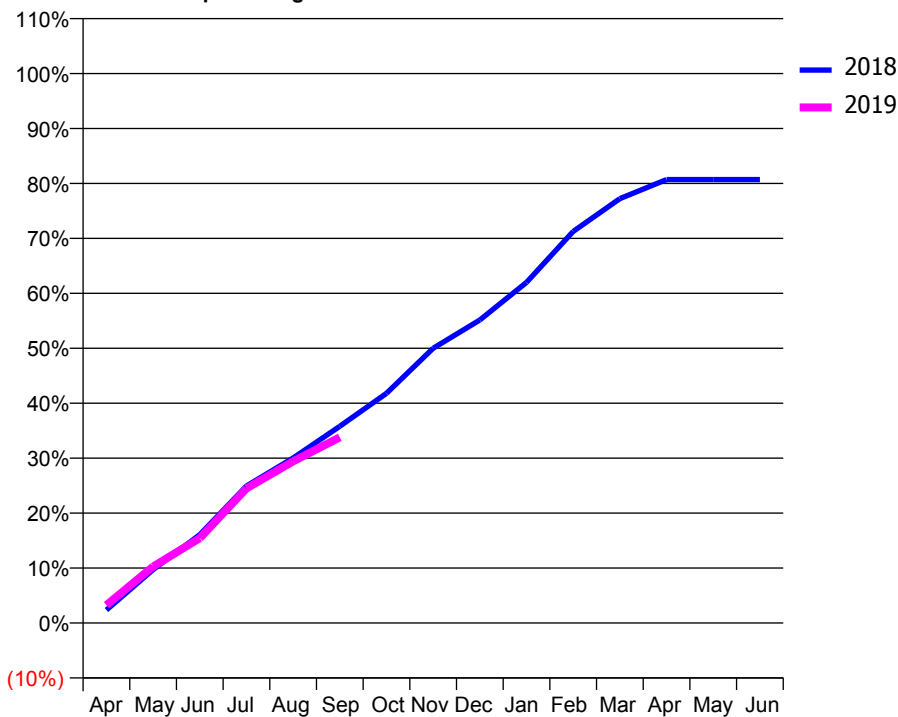
ACCESS*

Patients seen in 24 months	Total	Change since previous quarter
Quarter ending September 2017	2,669	
Quarter ending December 2017	2,681	→
Quarter ending March 2018	2,672	→
Quarter ending June 2018	2,642	↓
Quarter ending September 2018	2,541	↓
Variance since September 2017	(4.8%)	↓



ACTIVITY

Cumulative percentage of contracted UDA delivered 2018 & 2019



Month	Adjusted Scheduled Activity (UDA)	
	2018	2019
April	186	257
May	767	811
June	1,267	1,218
July	1,967	1,931
August	2,369	2,320
September	2,823	2,665
October	3,297	
November	3,943	
December	4,350	
January	4,890	
February	5,621	
March	6,091	
April	6,365	
May	6,365	
June	6,365	

QUALITY

	Quantity	Base Number	Contract	AT	Region	England
% of FP17s for the same patient ID Re-attending within 3 months - Children	38	549	6.9%	9.8%	12.2%	11.6%
% of FP17s for the same patient ID Re-attending within 3 months - Adults	134	1,027	13.0%	13.9%	15.8%	15.5%
% of FP17s for the same patient ID Re-attending between 3 & 9 months - Children	309	549	56.3%	56.9%	60.3%	58.8%
% of FP17s for the same patient ID Re-attending between 3 & 9 months - Adults	578	1,027	56.3%	52.8%	53.5%	51.1%
% of FP17s for Band 1 Urgent Courses	117	1,446	8.1%	8.0%	9.1%	9.0%
% of FP17s Relating to Free Repair or Replacements	13	1,446	0.9%	1.1%	1.0%	0.8%
% of FP17s Relating to Continuations	26	1,446	1.8%	1.2%	1.0%	0.9%
% of Patients satisfied with the dentistry they have received	1	1	N/A	94.7%	93.6%	93.3%
% of Patients satisfied with the time they had to wait for an appointment	1	1	N/A	91.4%	89.8%	88.9%

* This is based on patients treated on this contract for their most recent course of treatment. Figures in italics indicate the base number of FP17s or Patient Questionnaire responses are less than 100. N/A is shown where the base number of responses is less than 10 during the period. % is calculated as Quantity/Base number*100

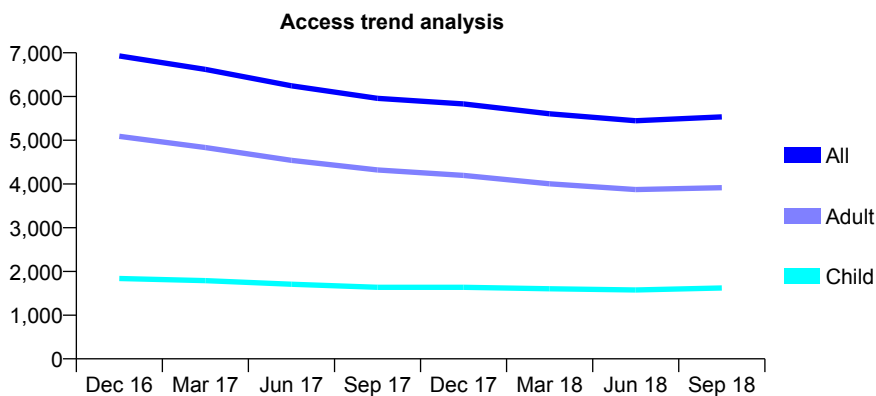
Q49 - Vital Signs At a Glance Contract Report for 193372/0002 - September 2018

Name or company name	Alistair Bartlett Dental Practice Limited
Contract type name	GDS Contract
Purpose of contract	General
Contract start date	01/08/2012
Contract end date	

18/19 Contracted general activity (UDA)	22,902
Carry forward general activity (UDA)	0
18/19 Contracted orthodontic activity (UOA)	0
Carry forward orthodontic activity (UOA)	0
Baseline contract value	£526,914.73

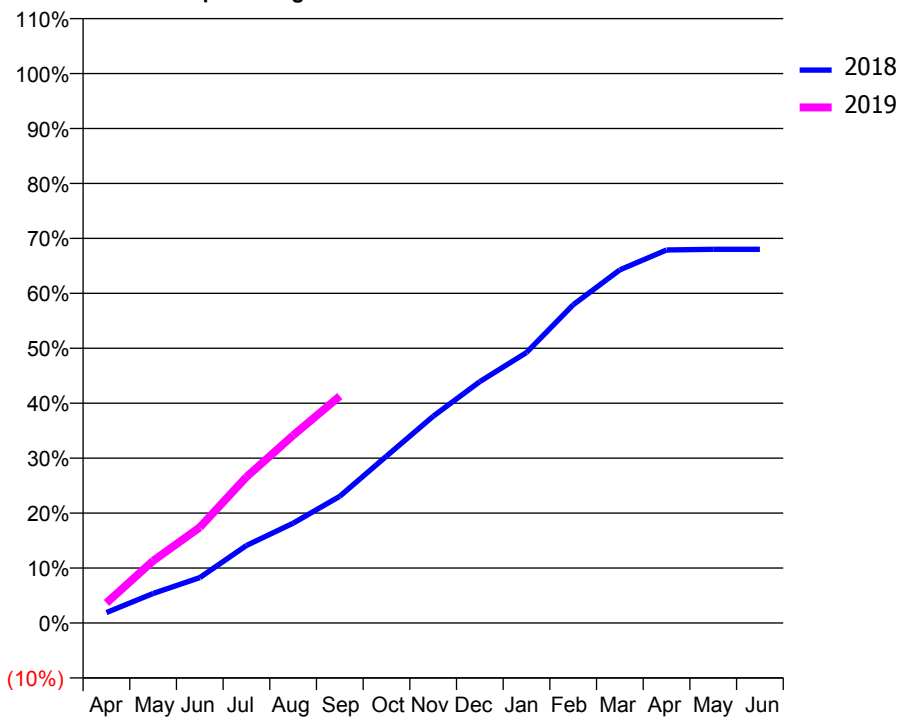
ACCESS*

Patients seen in 24 months	Total	Change since previous quarter
Quarter ending September 2017	5,957	
Quarter ending December 2017	5,830	↓
Quarter ending March 2018	5,606	↓
Quarter ending June 2018	5,447	↓
Quarter ending September 2018	5,535	→
Variance since September 2017	(7.1%)	↓



ACTIVITY

Cumulative percentage of contracted UDA delivered 2018 & 2019



Month	Adjusted Scheduled Activity (UDA)	
	2018	2019
April	436	834
May	1,229	2,593
June	1,890	3,987
July	3,232	6,091
August	4,161	7,823
September	5,283	9,456
October	6,956	
November	8,616	
December	10,064	
January	11,272	
February	13,263	
March	14,722	
April	15,548	
May	15,573	
June	15,574	

QUALITY

	Quantity	Base Number	Contract	AT	Region	England
% of FP17s for the same patient ID Re-attending within 3 months - Children	115	1,544	7.4%	9.8%	12.2%	11.6%
% of FP17s for the same patient ID Re-attending within 3 months - Adults	409	3,144	13.0%	13.9%	15.8%	15.5%
% of FP17s for the same patient ID Re-attending between 3 & 9 months - Children	924	1,544	59.8%	56.9%	60.3%	58.8%
% of FP17s for the same patient ID Re-attending between 3 & 9 months - Adults	1,770	3,144	56.3%	52.8%	53.5%	51.1%
% of FP17s for Band 1 Urgent Courses	329	4,341	7.6%	8.0%	9.1%	9.0%
% of FP17s Relating to Free Repair or Replacements	77	4,341	1.8%	1.1%	1.0%	0.8%
% of FP17s Relating to Continuations	46	4,341	1.1%	1.2%	1.0%	0.9%
% of Patients satisfied with the dentistry they have received	3	3	N/A	94.7%	93.6%	93.3%
% of Patients satisfied with the time they had to wait for an appointment	3	3	N/A	91.4%	89.8%	88.9%

* This is based on patients treated on this contract for their most recent course of treatment. Figures in italics indicate the base number of FP17s or Patient Questionnaire responses are less than 100. N/A is shown where the base number of responses is less than 10 during the period. % is calculated as Quantity/Base number*100

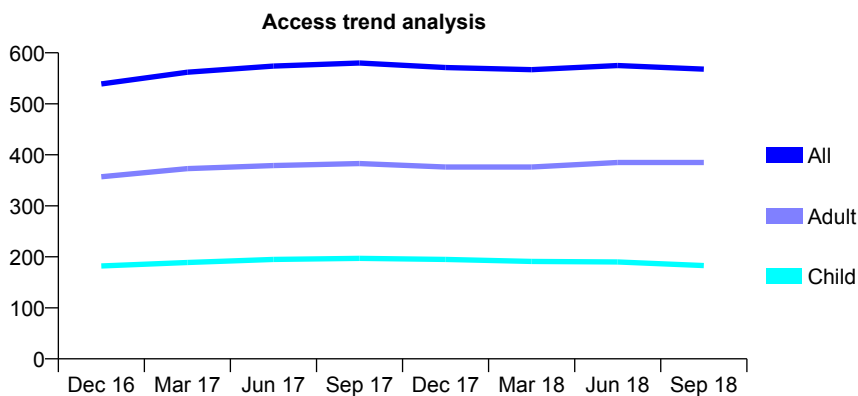
Q49 - Vital Signs At a Glance Contract Report for 194948/0001 - September 2018

Name or company name	Wessington Way Dental Practice
Contract type name	GDS Contract
Purpose of contract	General
Contract start date	01/10/2015
Contract end date	

18/19 Contracted general activity (UDA)	2,400
Carry forward general activity (UDA)	0
18/19 Contracted orthodontic activity (UOA)	0
Carry forward orthodontic activity (UOA)	0
Baseline contract value	£59,632.55

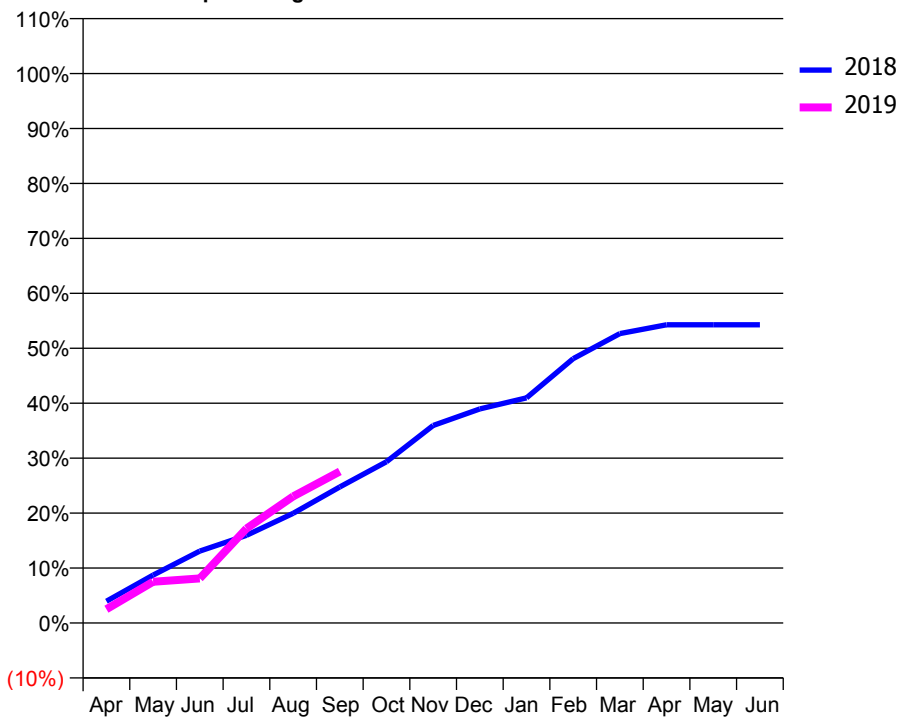
ACCESS*

Patients seen in 24 months	Total	Change since previous quarter
Quarter ending September 2017	580	
Quarter ending December 2017	571	↓
Quarter ending March 2018	567	→
Quarter ending June 2018	575	→
Quarter ending September 2018	568	↓
Variance since September 2017	(2.1%)	↓



ACTIVITY

Cumulative percentage of contracted UDA delivered 2018 & 2019



Month	Adjusted Scheduled Activity (UDA)	
	2018	2019
April	95	60
May	210	180
June	314	195
July	383	413
August	479	553
September	594	662
October	704	
November	863	
December	935	
January	983	
February	1,155	
March	1,264	
April	1,302	
May	1,302	
June	1,302	

QUALITY

	Quantity	Base Number	Contract	AT	Region	England
% of FP17s for the same patient ID Re-attending within 3 months - Children	8	171	4.7%	9.8%	12.2%	11.6%
% of FP17s for the same patient ID Re-attending within 3 months - Adults	31	315	9.8%	13.9%	15.8%	15.5%
% of FP17s for the same patient ID Re-attending between 3 & 9 months - Children	113	171	66.1%	56.9%	60.3%	58.8%
% of FP17s for the same patient ID Re-attending between 3 & 9 months - Adults	204	315	64.8%	52.8%	53.5%	51.1%
% of FP17s for Band 1 Urgent Courses	40	451	8.9%	8.0%	9.1%	9.0%
% of FP17s Relating to Free Repair or Replacements	3	451	0.7%	1.1%	1.0%	0.8%
% of FP17s Relating to Continuations	0	451	0.0%	1.2%	1.0%	0.9%
% of Patients satisfied with the dentistry they have received	0	0	N/A	94.7%	93.6%	93.3%
% of Patients satisfied with the time they had to wait for an appointment	0	0	N/A	91.4%	89.8%	88.9%

* This is based on patients treated on this contract for their most recent course of treatment. Figures in italics indicate the base number of FP17s or Patient Questionnaire responses are less than 100. N/A is shown where the base number of responses is less than 10 during the period. % is calculated as Quantity/Base number*100

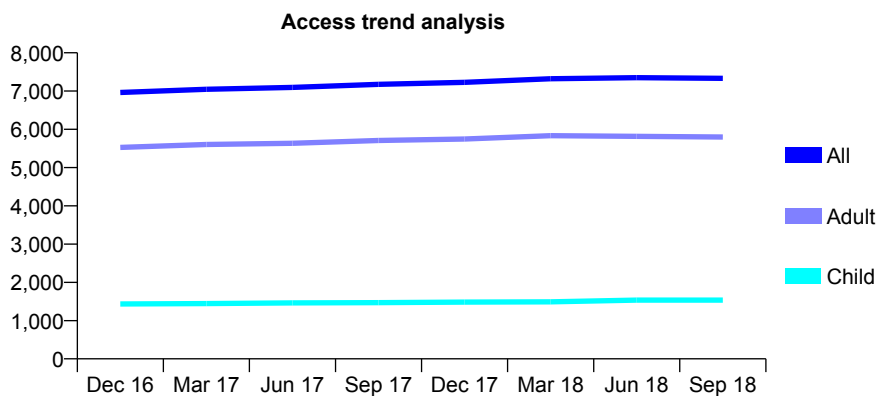
Q49 - Vital Signs At a Glance Contract Report for 196851/0001 - September 2018

Name or company name	Low Fell Dental Practice
Contract type name	GDS Contract
Purpose of contract	General
Contract start date	01/10/2013
Contract end date	

18/19 Contracted general activity (UDA)	25,488
Carry forward general activity (UDA)	0
18/19 Contracted orthodontic activity (UOA)	0
Carry forward orthodontic activity (UOA)	0
Baseline contract value	£745,684.08

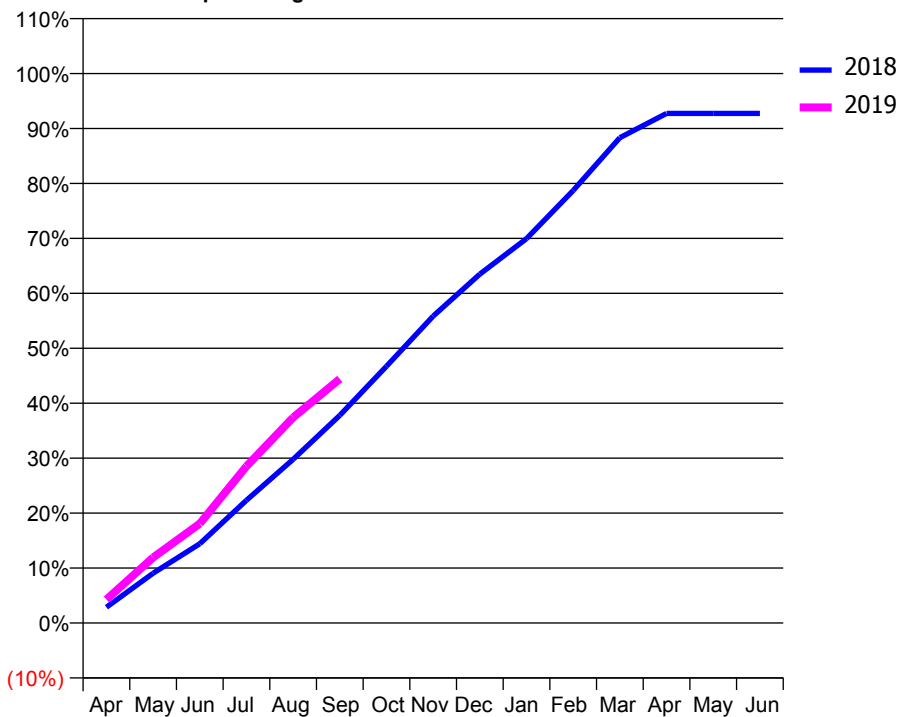
ACCESS*

Patients seen in 24 months	Total	Change since previous quarter
Quarter ending September 2017	7,175	
Quarter ending December 2017	7,228	→
Quarter ending March 2018	7,322	→
Quarter ending June 2018	7,349	→
Quarter ending September 2018	7,333	→
Variance since September 2017	2.2%	↑



ACTIVITY

Cumulative percentage of contracted UDA delivered 2018 & 2019



Month	Adjusted Scheduled Activity (UDA)	
	2018	2019
April	731	1,089
May	2,308	3,038
June	3,680	4,610
July	5,693	7,269
August	7,594	9,534
September	9,635	11,324
October	11,912	
November	14,238	
December	16,182	
January	17,826	
February	20,060	
March	22,511	
April	23,636	
May	23,637	
June	23,638	

QUALITY

	Quantity	Base Number	Contract	AT	Region	England
% of FP17s for the same patient ID Re-attending within 3 months - Children	73	1,338	5.5%	9.8%	12.2%	11.6%
% of FP17s for the same patient ID Re-attending within 3 months - Adults	498	4,377	11.4%	13.9%	15.8%	15.5%
% of FP17s for the same patient ID Re-attending between 3 & 9 months - Children	865	1,338	64.6%	56.9%	60.3%	58.8%
% of FP17s for the same patient ID Re-attending between 3 & 9 months - Adults	2,767	4,377	63.2%	52.8%	53.5%	51.1%
% of FP17s for Band 1 Urgent Courses	327	5,378	6.1%	8.0%	9.1%	9.0%
% of FP17s Relating to Free Repair or Replacements	39	5,378	0.7%	1.1%	1.0%	0.8%
% of FP17s Relating to Continuations	72	5,378	1.3%	1.2%	1.0%	0.9%
% of Patients satisfied with the dentistry they have received	1	1	N/A	94.7%	93.6%	93.3%
% of Patients satisfied with the time they had to wait for an appointment	1	1	N/A	91.4%	89.8%	88.9%

* This is based on patients treated on this contract for their most recent course of treatment. Figures in italics indicate the base number of FP17s or Patient Questionnaire responses are less than 100. N/A is shown where the base number of responses is less than 10 during the period. % is calculated as Quantity/Base number*100

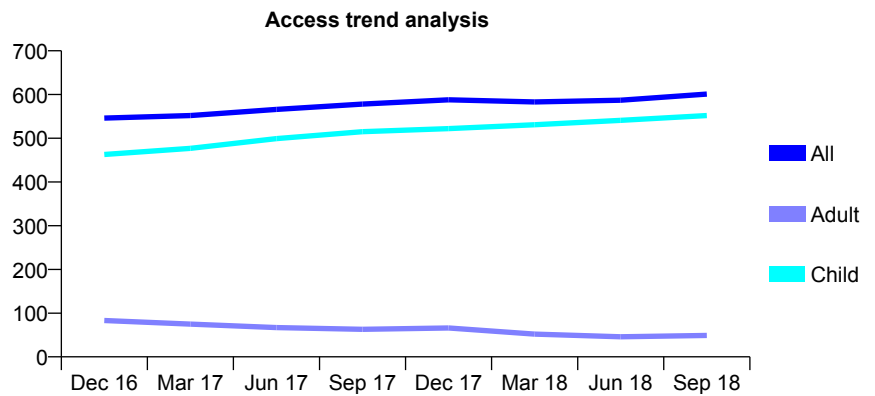
Q49 - Vital Signs At a Glance Contract Report for 203947/0001 - September 2018

Name or company name	Campbell and Wilson Dental Practice
Contract type name	GDS Contract
Purpose of contract	General
Contract start date	01/07/2012
Contract end date	

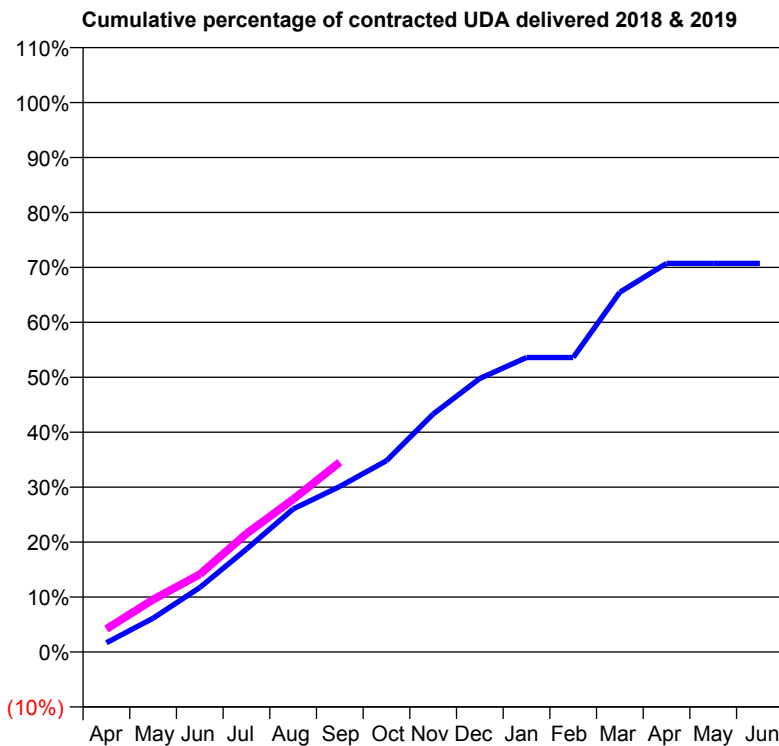
18/19 Contracted general activity (UDA)	1,839
Carry forward general activity (UDA)	0
18/19 Contracted orthodontic activity (UOA)	0
Carry forward orthodontic activity (UOA)	0
Baseline contract value	£43,980.74

ACCESS*

Patients seen in 24 months	Total	Change since previous quarter
Quarter ending September 2017	578	
Quarter ending December 2017	588	→
Quarter ending March 2018	583	→
Quarter ending June 2018	587	→
Quarter ending September 2018	601	↑
Variance since September 2017	4.0%	↑



ACTIVITY



Adjusted Scheduled Activity (UDA)		
Month	2018	2019
April	31	77
May	113	176
June	216	260
July	344	396
August	479	511
September	554	635
October	640	
November	796	
December	915	
January	985	
February	985	
March	1,204	
April	1,301	
May	1,301	
June	1,301	

QUALITY

	Quantity	Base Number	Contract	AT	Region	England
% of FP17s for the same patient ID Re-attending within 3 months - Children	73	582	12.5%	9.8%	12.2%	11.6%
% of FP17s for the same patient ID Re-attending within 3 months - Adults	0	0	N/A	13.9%	15.8%	15.5%
% of FP17s for the same patient ID Re-attending between 3 & 9 months - Children	398	582	68.4%	56.9%	60.3%	58.8%
% of FP17s for the same patient ID Re-attending between 3 & 9 months - Adults	0	0	N/A	52.8%	53.5%	51.1%
% of FP17s for Band 1 Urgent Courses	6	496	1.2%	8.0%	9.1%	9.0%
% of FP17s Relating to Free Repair or Replacements	0	496	0.0%	1.1%	1.0%	0.8%
% of FP17s Relating to Continuations	0	496	0.0%	1.2%	1.0%	0.9%
% of Patients satisfied with the dentistry they have received	0	0	N/A	94.7%	93.6%	93.3%
% of Patients satisfied with the time they had to wait for an appointment	0	0	N/A	91.4%	89.8%	88.9%

* This is based on patients treated on this contract for their most recent course of treatment. Figures in italics indicate the base number of FP17s or Patient Questionnaire responses are less than 100. N/A is shown where the base number of responses is less than 10 during the period. % is calculated as Quantity/Base number*100

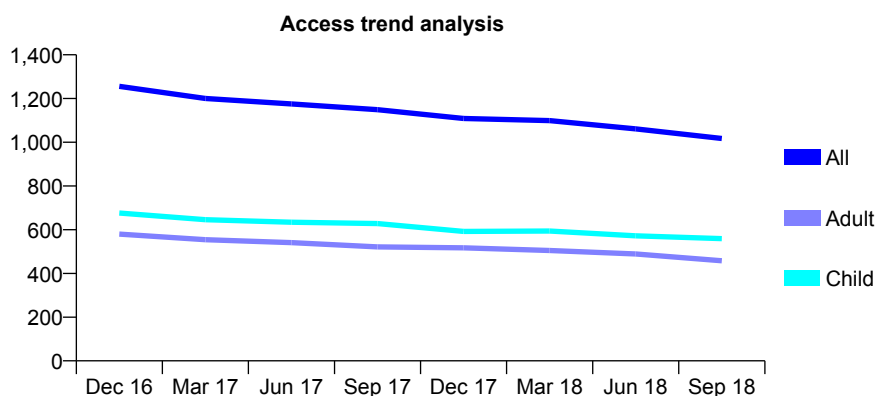
Q49 - Vital Signs At a Glance Contract Report for 209503/0001 - September 2018

Name or company name	MRS AE PASS
Contract type name	GDS Contract
Purpose of contract	General
Contract start date	01/04/2006
Contract end date	

18/19 Contracted general activity (UDA)	3,700
Carry forward general activity (UDA)	0
18/19 Contracted orthodontic activity (UOA)	0
Carry forward orthodontic activity (UOA)	0
Baseline contract value	£80,770.34

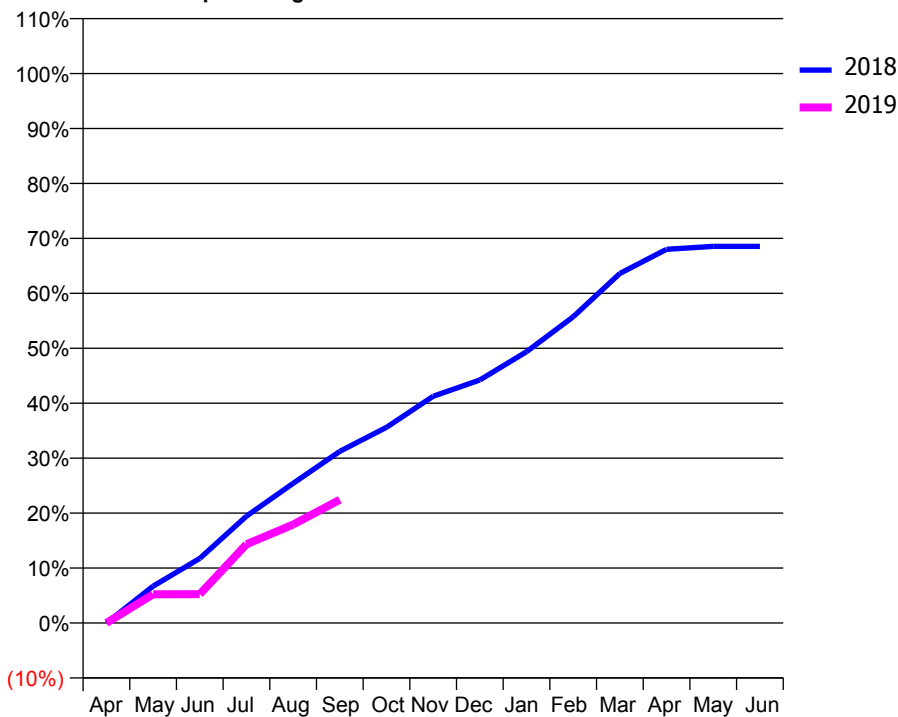
ACCESS*

Patients seen in 24 months	Total	Change since previous quarter
Quarter ending September 2017	1,149	
Quarter ending December 2017	1,109	↓
Quarter ending March 2018	1,099	→
Quarter ending June 2018	1,061	↓
Quarter ending September 2018	1,017	↓
Variance since September 2017	(11.5%)	↓



ACTIVITY

Cumulative percentage of contracted UDA delivered 2018 & 2019



Adjusted Scheduled Activity (UDA)		
Month	2018	2019
April	0	0
May	248	193
June	435	194
July	720	531
August	941	663
September	1,156	830
October	1,318	
November	1,526	
December	1,637	
January	1,827	
February	2,062	
March	2,354	
April	2,516	
May	2,536	
June	2,536	

QUALITY

	Quantity	Base Number	Contract	AT	Region	England
% of FP17s for the same patient ID Re-attending within 3 months - Children	26	386	6.7%	9.8%	12.2%	11.6%
% of FP17s for the same patient ID Re-attending within 3 months - Adults	56	231	24.2%	13.9%	15.8%	15.5%
% of FP17s for the same patient ID Re-attending between 3 & 9 months - Children	255	386	66.1%	56.9%	60.3%	58.8%
% of FP17s for the same patient ID Re-attending between 3 & 9 months - Adults	120	231	51.9%	52.8%	53.5%	51.1%
% of FP17s for Band 1 Urgent Courses	28	516	5.4%	8.0%	9.1%	9.0%
% of FP17s Relating to Free Repair or Replacements	0	516	0.0%	1.1%	1.0%	0.8%
% of FP17s Relating to Continuations	0	516	0.0%	1.2%	1.0%	0.9%
% of Patients satisfied with the dentistry they have received	0	0	N/A	94.7%	93.6%	93.3%
% of Patients satisfied with the time they had to wait for an appointment	0	0	N/A	91.4%	89.8%	88.9%

* This is based on patients treated on this contract for their most recent course of treatment. Figures in italics indicate the base number of FP17s or Patient Questionnaire responses are less than 100. N/A is shown where the base number of responses is less than 10 during the period. % is calculated as Quantity/Base number*100

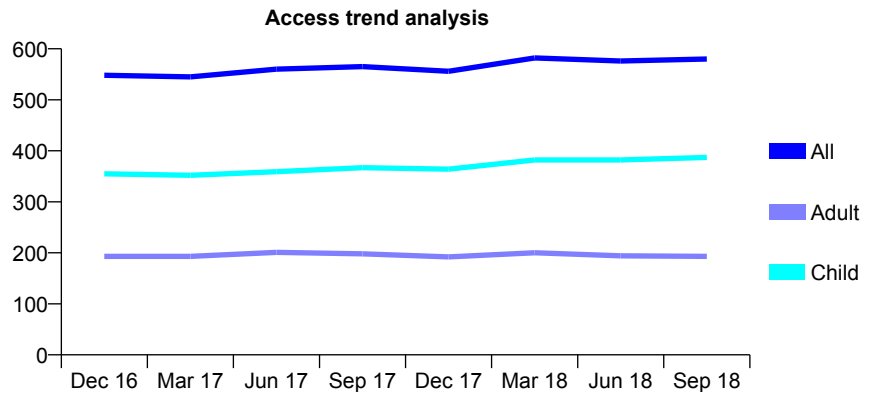
Q49 - Vital Signs At a Glance Contract Report for 213756/0002 - September 2018

Name or company name	Lismore House Dental Care
Contract type name	GDS Contract
Purpose of contract	General
Contract start date	26/12/2012
Contract end date	

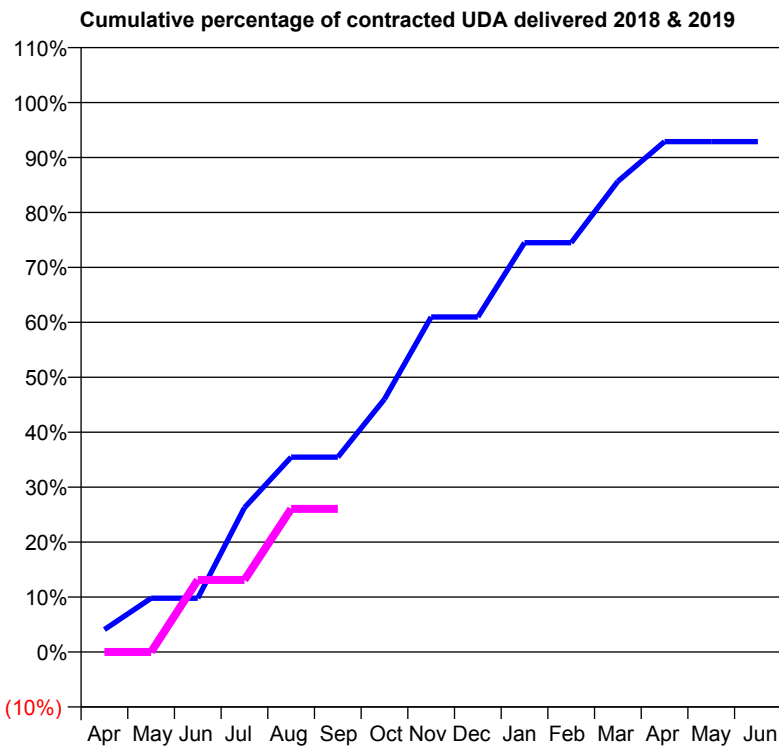
18/19 Contracted general activity (UDA)	1,300
Carry forward general activity (UDA)	0
18/19 Contracted orthodontic activity (UOA)	0
Carry forward orthodontic activity (UOA)	0
Baseline contract value	£31,091.36

ACCESS*

Patients seen in 24 months	Total	Change since previous quarter
Quarter ending September 2017	565	
Quarter ending December 2017	556	↓
Quarter ending March 2018	582	↑
Quarter ending June 2018	576	↓
Quarter ending September 2018	580	→
Variance since September 2017	2.7%	↑



ACTIVITY



Month	Adjusted Scheduled Activity (UDA)	
	2018	2019
April	53	0
May	127	0
June	127	171
July	342	171
August	461	339
September	461	339
October	598	
November	793	
December	793	
January	968	
February	968	
March	1,114	
April	1,207	
May	1,207	
June	1,207	

QUALITY

	Quantity	Base Number	Contract	AT	Region	England
% of FP17s for the same patient ID Re-attending within 3 months - Children	11	257	4.3%	9.8%	12.2%	11.6%
% of FP17s for the same patient ID Re-attending within 3 months - Adults	13	79	16.5%	13.9%	15.8%	15.5%
% of FP17s for the same patient ID Re-attending between 3 & 9 months - Children	201	257	78.2%	56.9%	60.3%	58.8%
% of FP17s for the same patient ID Re-attending between 3 & 9 months - Adults	45	79	57.0%	52.8%	53.5%	51.1%
% of FP17s for Band 1 Urgent Courses	14	267	5.2%	8.0%	9.1%	9.0%
% of FP17s Relating to Free Repair or Replacements	0	267	0.0%	1.1%	1.0%	0.8%
% of FP17s Relating to Continuations	0	267	0.0%	1.2%	1.0%	0.9%
% of Patients satisfied with the dentistry they have received	0	0	N/A	94.7%	93.6%	93.3%
% of Patients satisfied with the time they had to wait for an appointment	0	0	N/A	91.4%	89.8%	88.9%

* This is based on patients treated on this contract for their most recent course of treatment. Figures in italics indicate the base number of FP17s or Patient Questionnaire responses are less than 100. N/A is shown where the base number of responses is less than 10 during the period. % is calculated as Quantity/Base number*100

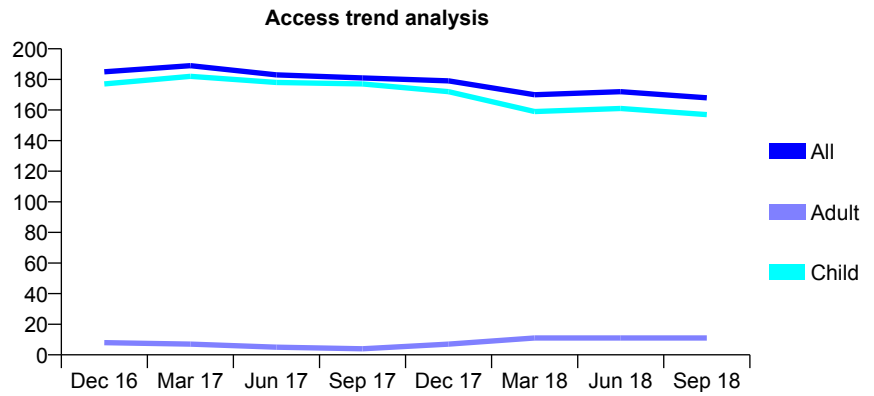
Q49 - Vital Signs At a Glance Contract Report for 214922/0001 - September 2018

Name or company name	MISS AL DAVIDSON
Contract type name	GDS Contract
Purpose of contract	General and Orthodontic
Contract start date	01/04/2006
Contract end date	

18/19 Contracted general activity (UDA)	650
Carry forward general activity (UDA)	0
18/19 Contracted orthodontic activity (UOA)	33
Carry forward orthodontic activity (UOA)	0
Baseline contract value	£21,472.87

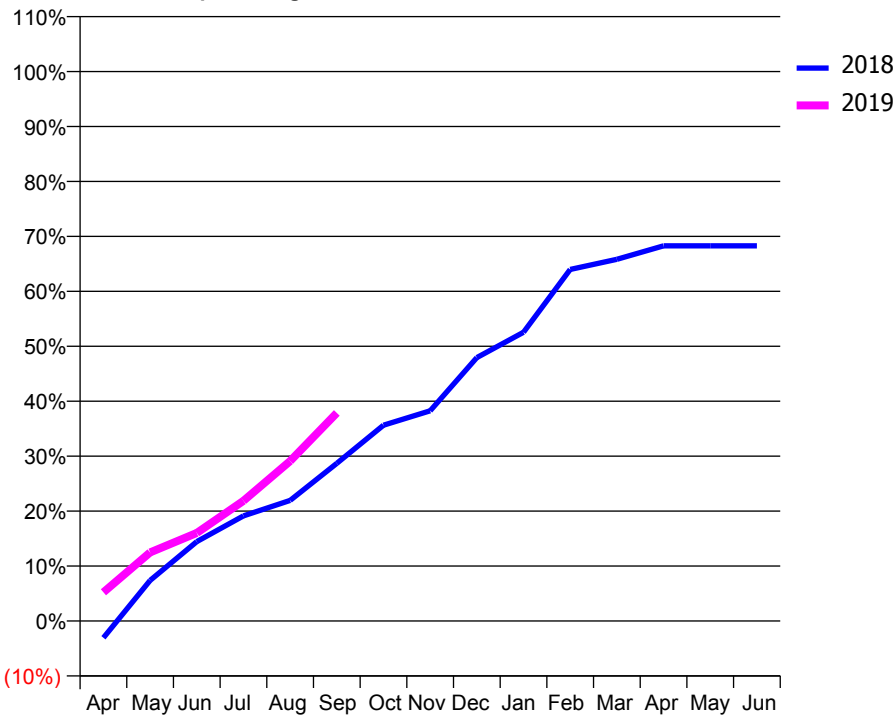
ACCESS*

Patients seen in 24 months	Total	Change since previous quarter
Quarter ending September 2017	181	
Quarter ending December 2017	179	↓
Quarter ending March 2018	170	↓
Quarter ending June 2018	172	→
Quarter ending September 2018	168	↓
Variance since September 2017	(7.2%)	↓



ACTIVITY

Cumulative percentage of contracted UDA delivered 2018 & 2019



Month	Adjusted Scheduled Activity (UDA)	
	2018	2019
April	-20	34
May	48	81
June	94	104
July	124	142
August	143	189
September	187	246
October	232	
November	249	
December	312	
January	342	
February	416	
March	428	
April	444	
May	444	
June	444	

QUALITY

	Quantity	Base Number	Contract	AT	Region	England
% of FP17s for the same patient ID Re-attending within 3 months - Children	21	182	11.5%	9.8%	12.2%	11.6%
% of FP17s for the same patient ID Re-attending within 3 months - Adults	0	0	N/A	13.9%	15.8%	15.5%
% of FP17s for the same patient ID Re-attending between 3 & 9 months - Children	112	182	61.5%	56.9%	60.3%	58.8%
% of FP17s for the same patient ID Re-attending between 3 & 9 months - Adults	0	0	N/A	52.8%	53.5%	51.1%
% of FP17s for Band 1 Urgent Courses	1	136	0.7%	8.0%	9.1%	9.0%
% of FP17s Relating to Free Repair or Replacements	0	136	0.0%	1.1%	1.0%	0.8%
% of FP17s Relating to Continuations	1	136	0.7%	1.2%	1.0%	0.9%
% of Patients satisfied with the dentistry they have received	0	0	N/A	94.7%	93.6%	93.3%
% of Patients satisfied with the time they had to wait for an appointment	0	0	N/A	91.4%	89.8%	88.9%

* This is based on patients treated on this contract for their most recent course of treatment. Figures in italics indicate the base number of FP17s or Patient Questionnaire responses are less than 100. N/A is shown where the base number of responses is less than 10 during the period. % is calculated as Quantity/Base number*100

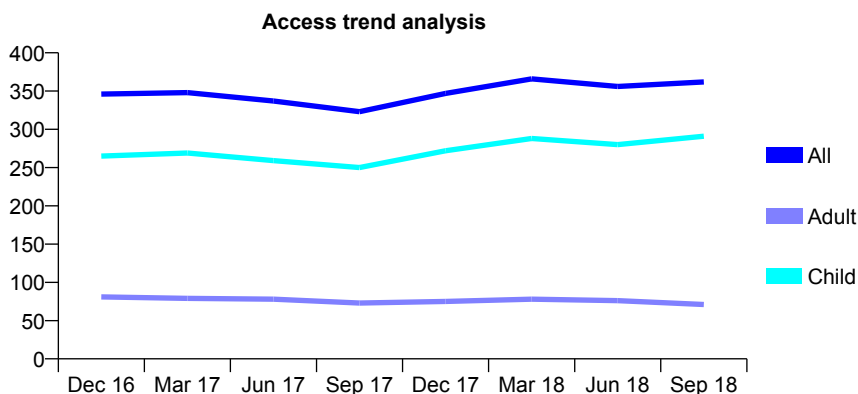
Q49 - Vital Signs At a Glance Contract Report for 215031/0001 - September 2018

Name or company name	MR RJ GOVAN
Contract type name	GDS Contract
Purpose of contract	General and Orthodontic
Contract start date	01/04/2006
Contract end date	

18/19 Contracted general activity (UDA)	1,100
Carry forward general activity (UDA)	0
18/19 Contracted orthodontic activity (UOA)	442
Carry forward orthodontic activity (UOA)	0
Baseline contract value	£47,366.92

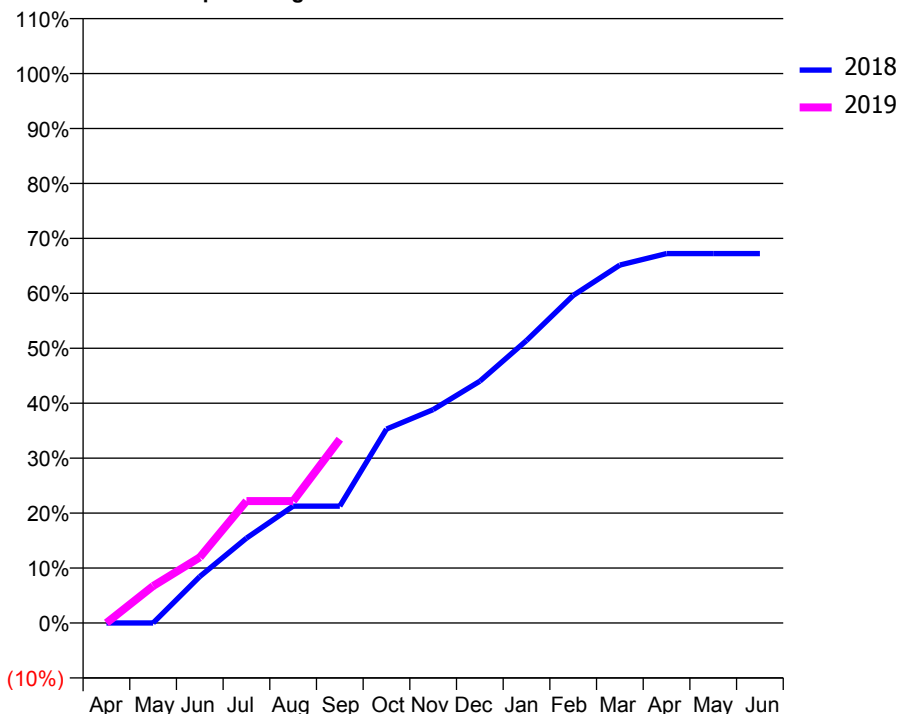
ACCESS*

Patients seen in 24 months	Total	Change since previous quarter
Quarter ending September 2017	323	
Quarter ending December 2017	347	↑
Quarter ending March 2018	366	↑
Quarter ending June 2018	356	↓
Quarter ending September 2018	362	→
Variance since September 2017	12.1%	↑



ACTIVITY

Cumulative percentage of contracted UDA delivered 2018 & 2019



Month	Adjusted Scheduled Activity (UDA)	
	2018	2019
April	0	0
May	0	74
June	93	131
July	170	244
August	234	244
September	234	368
October	388	
November	427	
December	484	
January	565	
February	656	
March	717	
April	740	
May	740	
June	740	

QUALITY

	Quantity	Base Number	Contract	AT	Region	England
% of FP17s for the same patient ID Re-attending within 3 months - Children	45	275	16.4%	9.8%	12.2%	11.6%
% of FP17s for the same patient ID Re-attending within 3 months - Adults	2	18	<i>11.1%</i>	13.9%	15.8%	15.5%
% of FP17s for the same patient ID Re-attending between 3 & 9 months - Children	163	275	59.3%	56.9%	60.3%	58.8%
% of FP17s for the same patient ID Re-attending between 3 & 9 months - Adults	15	18	83.3%	52.8%	53.5%	51.1%
% of FP17s for Band 1 Urgent Courses	10	251	4.0%	8.0%	9.1%	9.0%
% of FP17s Relating to Free Repair or Replacements	1	251	0.4%	1.1%	1.0%	0.8%
% of FP17s Relating to Continuations	0	251	0.0%	1.2%	1.0%	0.9%
% of Patients satisfied with the dentistry they have received	0	0	N/A	94.7%	93.6%	93.3%
% of Patients satisfied with the time they had to wait for an appointment	0	0	N/A	91.4%	89.8%	88.9%

* This is based on patients treated on this contract for their most recent course of treatment. Figures in italics indicate the base number of FP17s or Patient Questionnaire responses are less than 100. N/A is shown where the base number of responses is less than 10 during the period. % is calculated as Quantity/Base number*100

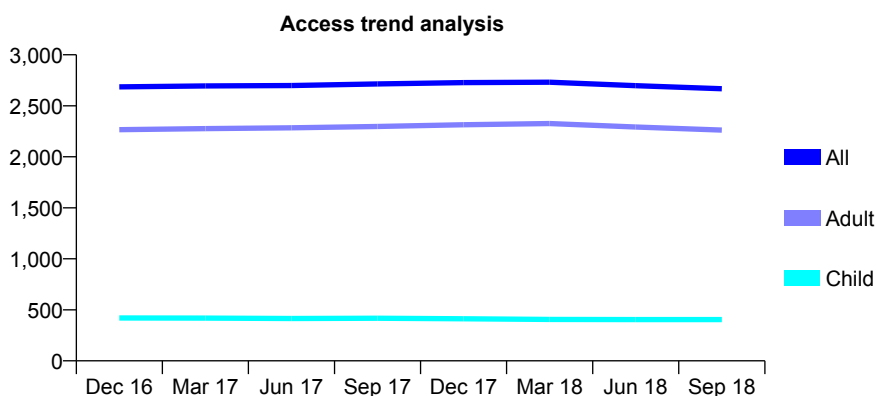
Q49 - Vital Signs At a Glance Contract Report for 218731/0001 - September 2018

Name or company name	Mr S Harrison, Mr S Solaiman and Mr K Niç
Contract type name	GDS Contract
Purpose of contract	General and Orthodontic
Contract start date	01/04/2006
Contract end date	

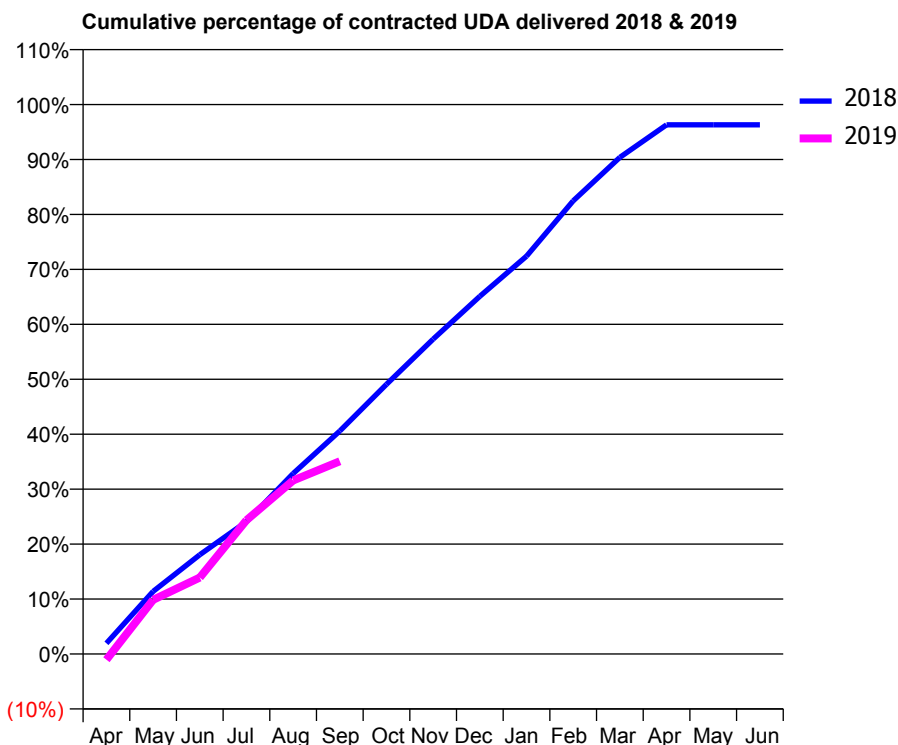
18/19 Contracted general activity (UDA)	8,954
Carry forward general activity (UDA)	330
18/19 Contracted orthodontic activity (UOA)	0
Carry forward orthodontic activity (UOA)	0
Baseline contract value	£203,034.89

ACCESS*

Patients seen in 24 months	Total	Change since previous quarter
Quarter ending September 2017	2,714	
Quarter ending December 2017	2,728	→
Quarter ending March 2018	2,732	→
Quarter ending June 2018	2,697	↓
Quarter ending September 2018	2,667	↓
Variance since September 2017	(1.7%)	↓



ACTIVITY



Adjusted Scheduled Activity (UDA)		
Month	2018	2019
April	174	-96
May	1,021	883
June	1,618	1,247
July	2,157	2,180
August	2,942	2,828
September	3,634	3,141
October	4,396	
November	5,132	
December	5,828	
January	6,483	
February	7,385	
March	8,092	
April	8,624	
May	8,624	
June	8,624	

QUALITY

	Quantity	Base Number	Contract	AT	Region	England
% of FP17s for the same patient ID Re-attending within 3 months - Children	31	283	11.0%	9.8%	12.2%	11.6%
% of FP17s for the same patient ID Re-attending within 3 months - Adults	199	1,453	13.7%	13.9%	15.8%	15.5%
% of FP17s for the same patient ID Re-attending between 3 & 9 months - Children	180	283	63.6%	56.9%	60.3%	58.8%
% of FP17s for the same patient ID Re-attending between 3 & 9 months - Adults	1,011	1,453	69.6%	52.8%	53.5%	51.1%
% of FP17s for Band 1 Urgent Courses	39	1,538	2.5%	8.0%	9.1%	9.0%
% of FP17s Relating to Free Repair or Replacements	3	1,538	0.2%	1.1%	1.0%	0.8%
% of FP17s Relating to Continuations	28	1,538	1.8%	1.2%	1.0%	0.9%
% of Patients satisfied with the dentistry they have received	0	0	N/A	94.7%	93.6%	93.3%
% of Patients satisfied with the time they had to wait for an appointment	0	0	N/A	91.4%	89.8%	88.9%

* This is based on patients treated on this contract for their most recent course of treatment. Figures in italics indicate the base number of FP17s or Patient Questionnaire responses are less than 100. N/A is shown where the base number of responses is less than 10 during the period. % is calculated as Quantity/Base number*100

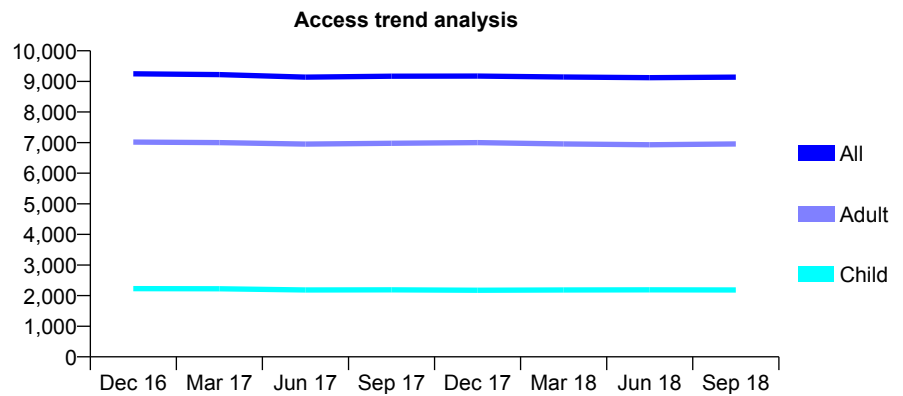
Q49 - Vital Signs At a Glance Contract Report for 219576/0001 - September 2018

Name or company name	MR DJ WHITE
Contract type name	GDS Contract
Purpose of contract	General and Orthodontic
Contract start date	01/04/2006
Contract end date	

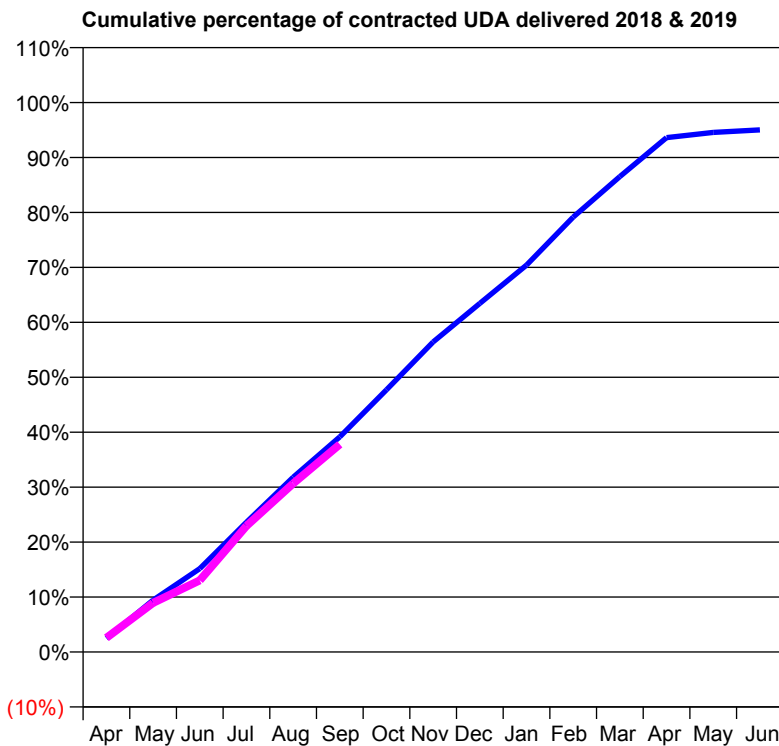
18/19 Contracted general activity (UDA)	29,504
Carry forward general activity (UDA)	0
18/19 Contracted orthodontic activity (UOA)	100
Carry forward orthodontic activity (UOA)	0
Baseline contract value	£791,541.31

ACCESS*

Patients seen in 24 months	Total	Change since previous quarter
Quarter ending September 2017	9,169	
Quarter ending December 2017	9,174	→
Quarter ending March 2018	9,143	→
Quarter ending June 2018	9,122	→
Quarter ending September 2018	9,141	→
Variance since September 2017	(0.3%)	→



ACTIVITY



Month	Adjusted Scheduled Activity (UDA)	
	2018	2019
April	735	763
May	2,789	2,637
June	4,480	3,846
July	6,968	6,769
August	9,379	9,048
September	11,554	11,151
October	14,078	
November	16,651	
December	18,720	
January	20,775	
February	23,350	
March	25,526	
April	27,616	
May	27,898	
June	28,035	

QUALITY

	Quantity	Base Number	Contract	AT	Region	England
% of FP17s for the same patient ID Re-attending within 3 months - Children	196	1,578	12.4%	9.8%	12.2%	11.6%
% of FP17s for the same patient ID Re-attending within 3 months - Adults	995	4,941	20.1%	13.9%	15.8%	15.5%
% of FP17s for the same patient ID Re-attending between 3 & 9 months - Children	657	1,578	41.6%	56.9%	60.3%	58.8%
% of FP17s for the same patient ID Re-attending between 3 & 9 months - Adults	2,235	4,941	45.2%	52.8%	53.5%	51.1%
% of FP17s for Band 1 Urgent Courses	774	5,464	14.2%	8.0%	9.1%	9.0%
% of FP17s Relating to Free Repair or Replacements	135	5,464	2.5%	1.1%	1.0%	0.8%
% of FP17s Relating to Continuations	85	5,464	1.6%	1.2%	1.0%	0.9%
% of Patients satisfied with the dentistry they have received	4	4	N/A	94.7%	93.6%	93.3%
% of Patients satisfied with the time they had to wait for an appointment	4	4	N/A	91.4%	89.8%	88.9%

* This is based on patients treated on this contract for their most recent course of treatment. Figures in italics indicate the base number of FP17s or Patient Questionnaire responses are less than 100. N/A is shown where the base number of responses is less than 10 during the period. % is calculated as Quantity/Base number*100

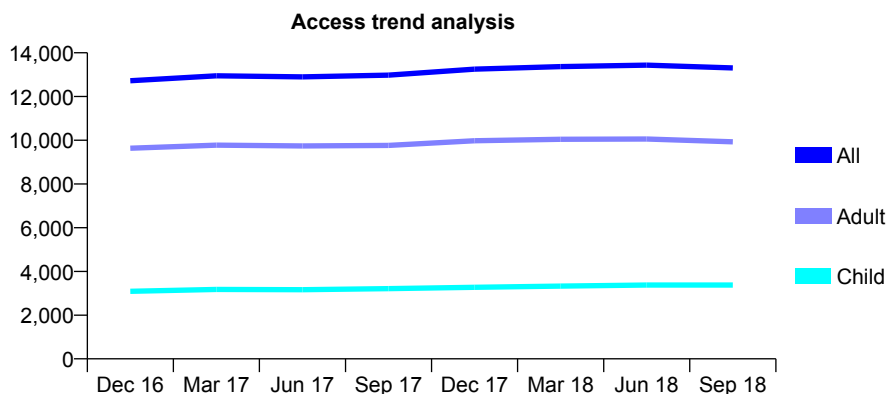
Q49 - Vital Signs At a Glance Contract Report for 220639/0001 - September 2018

Name or company name	MR PG KILKER
Contract type name	GDS Contract
Purpose of contract	General and Orthodontic
Contract start date	01/04/2006
Contract end date	

18/19 Contracted general activity (UDA)	32,937
Carry forward general activity (UDA)	-394
18/19 Contracted orthodontic activity (UOA)	0
Carry forward orthodontic activity (UOA)	0
Baseline contract value	£896,237.41

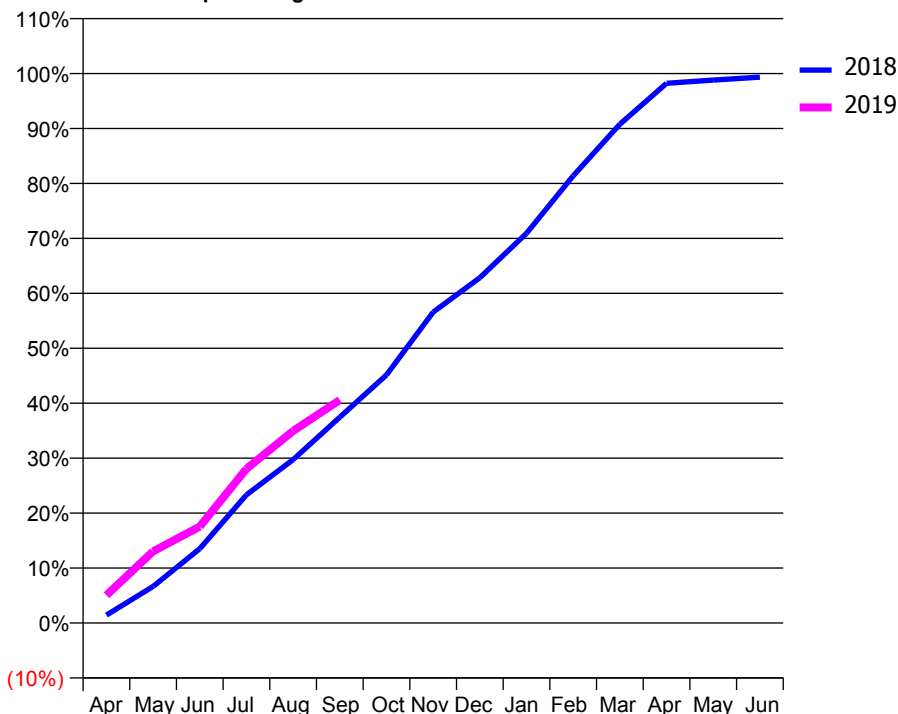
ACCESS*

Patients seen in 24 months	Total	Change since previous quarter
Quarter ending September 2017	12,979	
Quarter ending December 2017	13,250	↑
Quarter ending March 2018	13,371	→
Quarter ending June 2018	13,434	→
Quarter ending September 2018	13,305	→
Variance since September 2017	2.5%	↑



ACTIVITY

Cumulative percentage of contracted UDA delivered 2018 & 2019



Adjusted Scheduled Activity (UDA)		
Month	2018	2019
April	477	1,665
May	2,193	4,296
June	4,456	5,783
July	7,683	9,246
August	9,795	11,511
September	12,341	13,369
October	14,869	
November	18,633	
December	20,698	
January	23,357	
February	26,802	
March	29,896	
April	32,353	
May	32,541	
June	32,716	

QUALITY

	Quantity	Base Number	Contract	AT	Region	England
% of FP17s for the same patient ID Re-attending within 3 months - Children	130	1,921	6.8%	9.8%	12.2%	11.6%
% of FP17s for the same patient ID Re-attending within 3 months - Adults	750	5,260	14.3%	13.9%	15.8%	15.5%
% of FP17s for the same patient ID Re-attending between 3 & 9 months - Children	756	1,921	39.4%	56.9%	60.3%	58.8%
% of FP17s for the same patient ID Re-attending between 3 & 9 months - Adults	2,027	5,260	38.5%	52.8%	53.5%	51.1%
% of FP17s for Band 1 Urgent Courses	624	5,819	10.7%	8.0%	9.1%	9.0%
% of FP17s Relating to Free Repair or Replacements	87	5,819	1.5%	1.1%	1.0%	0.8%
% of FP17s Relating to Continuations	36	5,819	0.6%	1.2%	1.0%	0.9%
% of Patients satisfied with the dentistry they have received	5	6	N/A	94.7%	93.6%	93.3%
% of Patients satisfied with the time they had to wait for an appointment	4	6	N/A	91.4%	89.8%	88.9%

* This is based on patients treated on this contract for their most recent course of treatment. Figures in italics indicate the base number of FP17s or Patient Questionnaire responses are less than 100. N/A is shown where the base number of responses is less than 10 during the period. % is calculated as Quantity/Base number*100

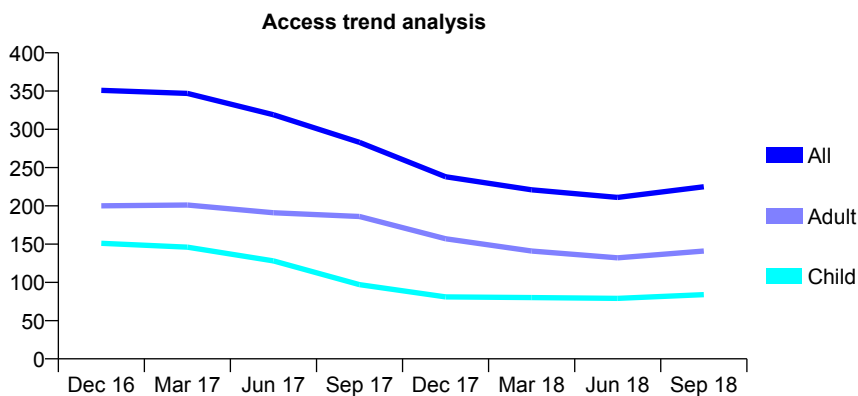
Q49 - Vital Signs At a Glance Contract Report for 224499/0001 - September 2018

Name or company name	MR DS ROW
Contract type name	GDS Contract
Purpose of contract	General
Contract start date	01/04/2006
Contract end date	

18/19 Contracted general activity (UDA)	1,218
Carry forward general activity (UDA)	0
18/19 Contracted orthodontic activity (UOA)	0
Carry forward orthodontic activity (UOA)	0
Baseline contract value	£28,605.26

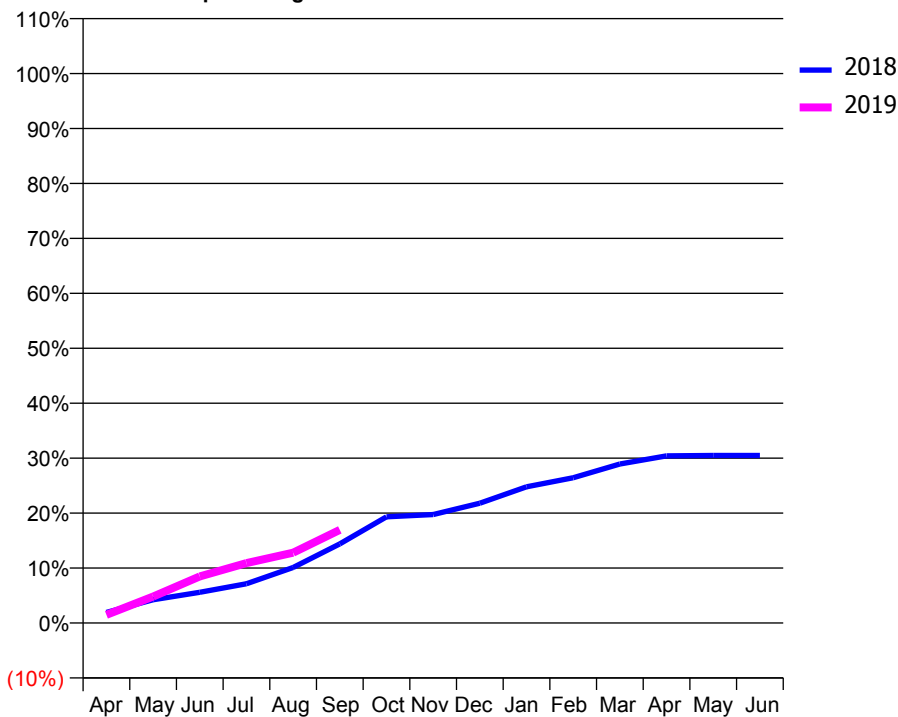
ACCESS*

Patients seen in 24 months	Total	Change since previous quarter
Quarter ending September 2017	283	
Quarter ending December 2017	238	↓
Quarter ending March 2018	221	↓
Quarter ending June 2018	211	↓
Quarter ending September 2018	225	↑
Variance since September 2017	(20.5%)	↓



ACTIVITY

Cumulative percentage of contracted UDA delivered 2018 & 2019



Adjusted Scheduled Activity (UDA)

Month	2018	2019
April	23	18
May	52	59
June	68	103
July	87	133
August	123	156
September	175	207
October	235	
November	240	
December	266	
January	302	
February	322	
March	352	
April	370	
May	371	
June	371	

QUALITY

	Quantity	Base Number	Contract	AT	Region	England
% of FP17s for the same patient ID Re-attending within 3 months - Children	4	68	5.9%	9.8%	12.2%	11.6%
% of FP17s for the same patient ID Re-attending within 3 months - Adults	7	89	7.9%	13.9%	15.8%	15.5%
% of FP17s for the same patient ID Re-attending between 3 & 9 months - Children	17	68	25.0%	56.9%	60.3%	58.8%
% of FP17s for the same patient ID Re-attending between 3 & 9 months - Adults	37	89	41.6%	52.8%	53.5%	51.1%
% of FP17s for Band 1 Urgent Courses	13	137	9.5%	8.0%	9.1%	9.0%
% of FP17s Relating to Free Repair or Replacements	0	137	0.0%	1.1%	1.0%	0.8%
% of FP17s Relating to Continuations	0	137	0.0%	1.2%	1.0%	0.9%
% of Patients satisfied with the dentistry they have received	0	0	N/A	94.7%	93.6%	93.3%
% of Patients satisfied with the time they had to wait for an appointment	0	0	N/A	91.4%	89.8%	88.9%

* This is based on patients treated on this contract for their most recent course of treatment. Figures in italics indicate the base number of FP17s or Patient Questionnaire responses are less than 100. N/A is shown where the base number of responses is less than 10 during the period. % is calculated as Quantity/Base number*100

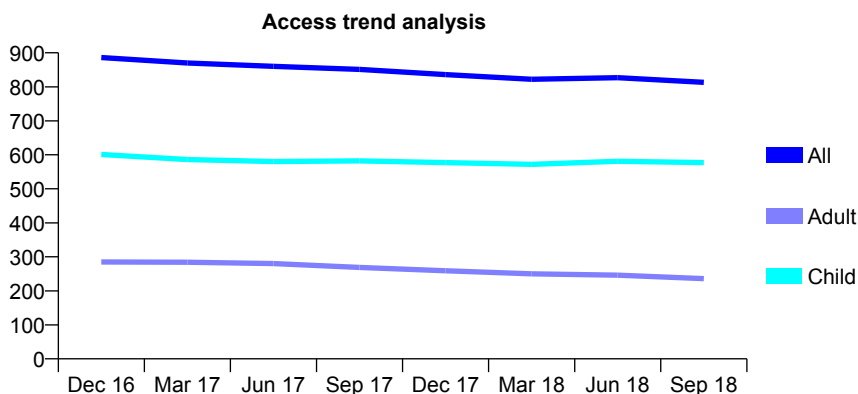
Q49 - Vital Signs At a Glance Contract Report for 229261/0001 - September 2018

Name or company name	MR JH SIMPSON
Contract type name	GDS Contract
Purpose of contract	General
Contract start date	01/04/2006
Contract end date	

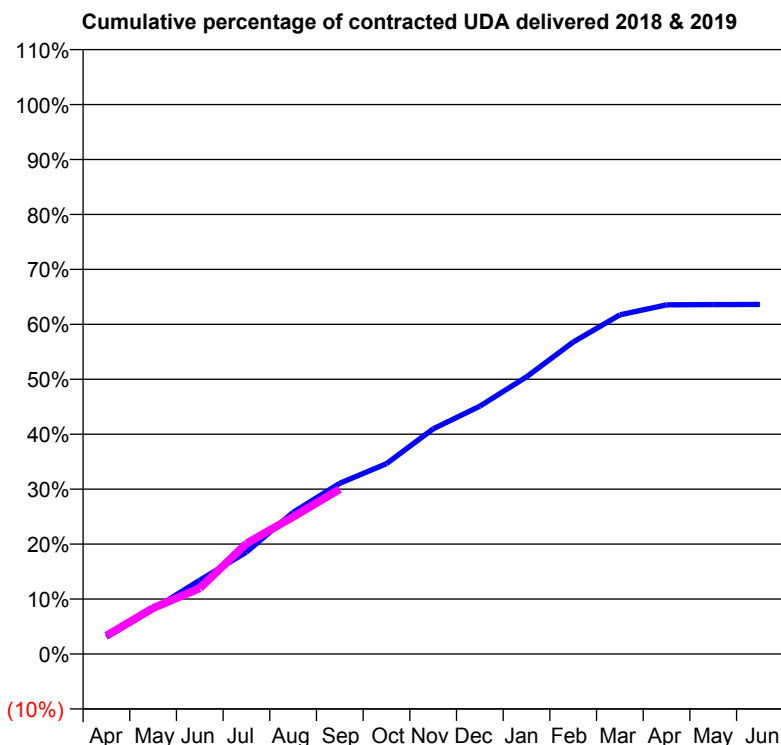
18/19 Contracted general activity (UDA)	3,017
Carry forward general activity (UDA)	0
18/19 Contracted orthodontic activity (UOA)	0
Carry forward orthodontic activity (UOA)	0
Baseline contract value	£69,813.98

ACCESS*

Patients seen in 24 months	Total	Change since previous quarter
Quarter ending September 2017	851	
Quarter ending December 2017	836	↓
Quarter ending March 2018	822	↓
Quarter ending June 2018	827	→
Quarter ending September 2018	813	↓
Variance since September 2017	(4.5%)	↓



ACTIVITY



Month	Adjusted Scheduled Activity (UDA)	
	2018	2019
April	93	100
May	246	252
June	405	361
July	560	606
August	778	753
September	938	906
October	1,045	
November	1,236	
December	1,361	
January	1,522	
February	1,713	
March	1,862	
April	1,917	
May	1,918	
June	1,919	

QUALITY

	Quantity	Base Number	Contract	AT	Region	England
% of FP17s for the same patient ID Re-attending within 3 months - Children	98	587	16.7%	9.8%	12.2%	11.6%
% of FP17s for the same patient ID Re-attending within 3 months - Adults	21	134	15.7%	13.9%	15.8%	15.5%
% of FP17s for the same patient ID Re-attending between 3 & 9 months - Children	377	587	64.2%	56.9%	60.3%	58.8%
% of FP17s for the same patient ID Re-attending between 3 & 9 months - Adults	84	134	62.7%	52.8%	53.5%	51.1%
% of FP17s for Band 1 Urgent Courses	23	674	3.4%	8.0%	9.1%	9.0%
% of FP17s Relating to Free Repair or Replacements	0	674	0.0%	1.1%	1.0%	0.8%
% of FP17s Relating to Continuations	0	674	0.0%	1.2%	1.0%	0.9%
% of Patients satisfied with the dentistry they have received	0	0	N/A	94.7%	93.6%	93.3%
% of Patients satisfied with the time they had to wait for an appointment	0	0	N/A	91.4%	89.8%	88.9%

* This is based on patients treated on this contract for their most recent course of treatment. Figures in italics indicate the base number of FP17s or Patient Questionnaire responses are less than 100. N/A is shown where the base number of responses is less than 10 during the period. % is calculated as Quantity/Base number*100

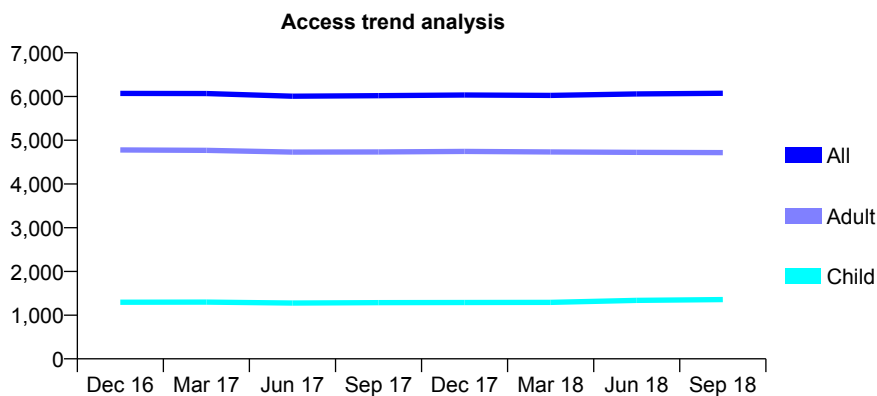
Q49 - Vital Signs At a Glance Contract Report for 230618/0001 - September 2018

Name or company name	MR AP BROUGHTON
Contract type name	GDS Contract
Purpose of contract	General
Contract start date	01/04/2006
Contract end date	

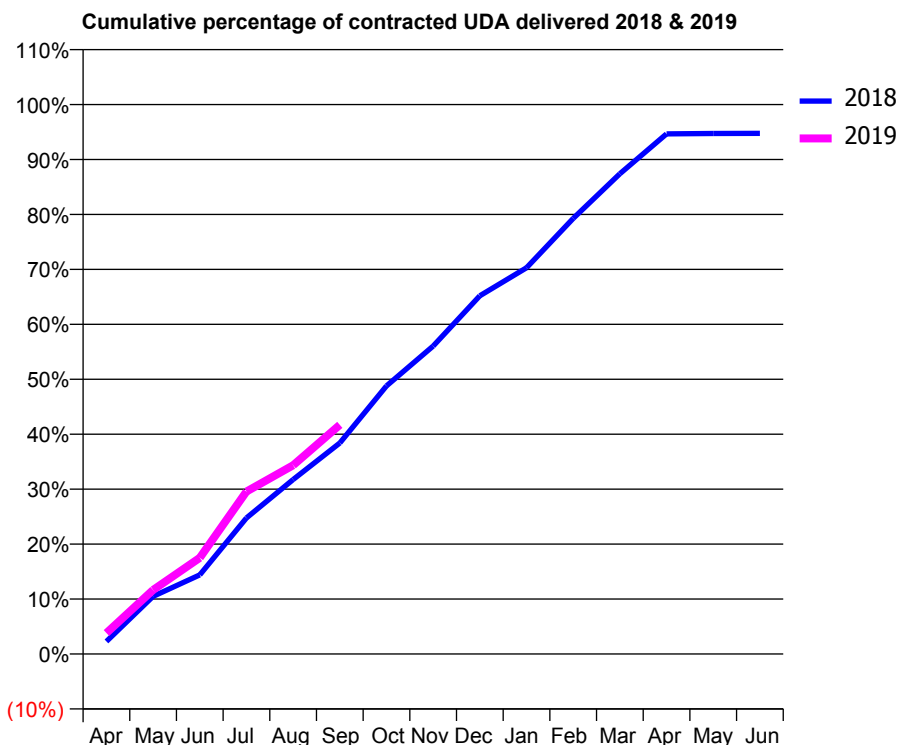
18/19 Contracted general activity (UDA)	20,660
Carry forward general activity (UDA)	0
18/19 Contracted orthodontic activity (UOA)	0
Carry forward orthodontic activity (UOA)	0
Baseline contract value	£547,158.41

ACCESS*

Patients seen in 24 months	Total	Change since previous quarter
Quarter ending September 2017	6,018	
Quarter ending December 2017	6,035	→
Quarter ending March 2018	6,025	→
Quarter ending June 2018	6,058	→
Quarter ending September 2018	6,075	→
Variance since September 2017	0.9%	→



ACTIVITY



Month	Adjusted Scheduled Activity (UDA)	
	2018	2019
April	472	791
May	2,169	2,407
June	2,975	3,616
July	5,115	6,110
August	6,560	7,096
September	7,932	8,616
October	10,080	
November	11,580	
December	13,471	
January	14,519	
February	16,375	
March	18,058	
April	19,557	
May	19,572	
June	19,573	

QUALITY

	Quantity	Base Number	Contract	AT	Region	England
% of FP17s for the same patient ID Re-attending within 3 months - Children	73	1,137	6.4%	9.8%	12.2%	11.6%
% of FP17s for the same patient ID Re-attending within 3 months - Adults	618	4,066	15.2%	13.9%	15.8%	15.5%
% of FP17s for the same patient ID Re-attending between 3 & 9 months - Children	761	1,137	66.9%	56.9%	60.3%	58.8%
% of FP17s for the same patient ID Re-attending between 3 & 9 months - Adults	2,652	4,066	65.2%	52.8%	53.5%	51.1%
% of FP17s for Band 1 Urgent Courses	344	4,621	7.4%	8.0%	9.1%	9.0%
% of FP17s Relating to Free Repair or Replacements	27	4,621	0.6%	1.1%	1.0%	0.8%
% of FP17s Relating to Continuations	50	4,621	1.1%	1.2%	1.0%	0.9%
% of Patients satisfied with the dentistry they have received	7	7	N/A	94.7%	93.6%	93.3%
% of Patients satisfied with the time they had to wait for an appointment	7	7	N/A	91.4%	89.8%	88.9%

* This is based on patients treated on this contract for their most recent course of treatment. Figures in italics indicate the base number of FP17s or Patient Questionnaire responses are less than 100. N/A is shown where the base number of responses is less than 10 during the period. % is calculated as Quantity/Base number*100

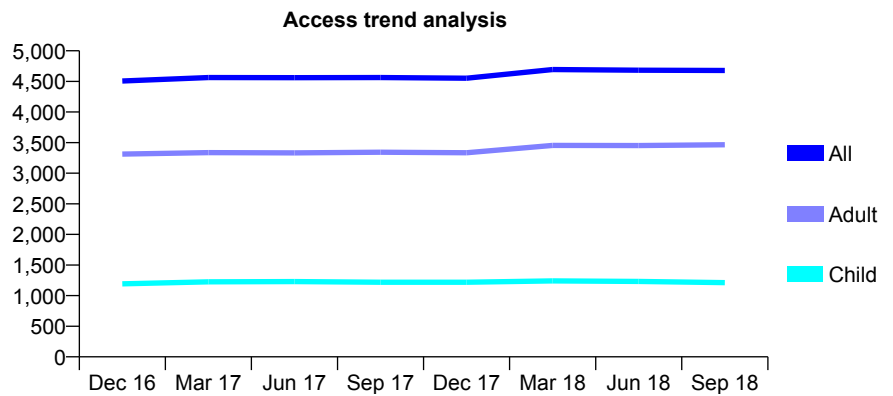
Q49 - Vital Signs At a Glance Contract Report for 232750/0002 - September 2018

Name or company name	MR PE RIDGWAY
Contract type name	GDS Contract
Purpose of contract	General
Contract start date	01/09/2011
Contract end date	

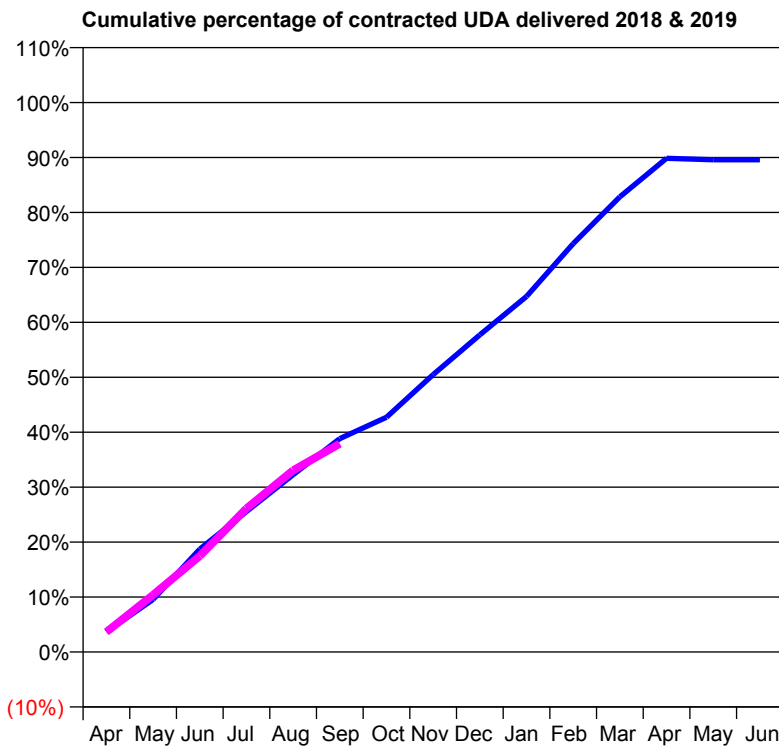
18/19 Contracted general activity (UDA)	16,513
Carry forward general activity (UDA)	0
18/19 Contracted orthodontic activity (UOA)	0
Carry forward orthodontic activity (UOA)	0
Baseline contract value	£431,963.61

ACCESS*

Patients seen in 24 months	Total	Change since previous quarter
Quarter ending September 2017	4,564	
Quarter ending December 2017	4,553	→
Quarter ending March 2018	4,694	↑
Quarter ending June 2018	4,683	→
Quarter ending September 2018	4,678	→
Variance since September 2017	2.5%	↑



ACTIVITY



Month	Adjusted Scheduled Activity (UDA)	
	2018	2019
April	605	603
May	1,581	1,719
June	3,091	2,888
July	4,221	4,313
August	5,328	5,460
September	6,415	6,262
October	7,054	
November	8,337	
December	9,530	
January	10,687	
February	12,273	
March	13,679	
April	14,837	
May	14,791	
June	14,792	

QUALITY

	Quantity	Base Number	Contract	AT	Region	England
% of FP17s for the same patient ID Re-attending within 3 months - Children	70	702	10.0%	9.8%	12.2%	11.6%
% of FP17s for the same patient ID Re-attending within 3 months - Adults	388	2,182	17.8%	13.9%	15.8%	15.5%
% of FP17s for the same patient ID Re-attending between 3 & 9 months - Children	313	702	44.6%	56.9%	60.3%	58.8%
% of FP17s for the same patient ID Re-attending between 3 & 9 months - Adults	996	2,182	45.6%	52.8%	53.5%	51.1%
% of FP17s for Band 1 Urgent Courses	154	2,550	6.0%	8.0%	9.1%	9.0%
% of FP17s Relating to Free Repair or Replacements	76	2,550	3.0%	1.1%	1.0%	0.8%
% of FP17s Relating to Continuations	22	2,550	0.9%	1.2%	1.0%	0.9%
% of Patients satisfied with the dentistry they have received	3	3	N/A	94.7%	93.6%	93.3%
% of Patients satisfied with the time they had to wait for an appointment	3	3	N/A	91.4%	89.8%	88.9%

* This is based on patients treated on this contract for their most recent course of treatment. Figures in italics indicate the base number of FP17s or Patient Questionnaire responses are less than 100. N/A is shown where the base number of responses is less than 10 during the period. % is calculated as Quantity/Base number*100

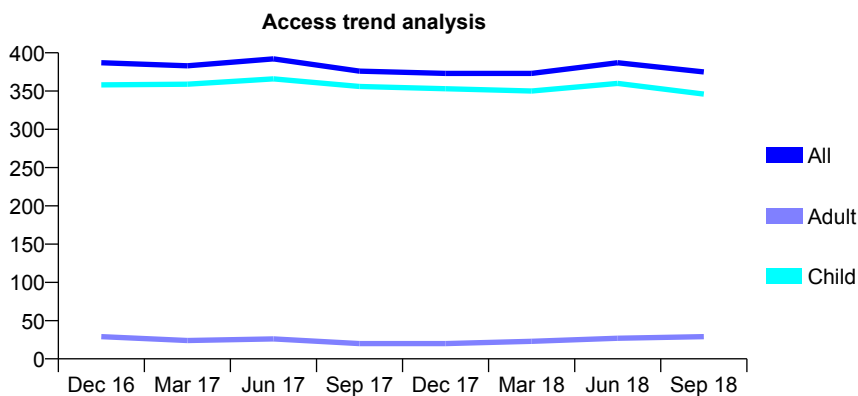
Q49 - Vital Signs At a Glance Contract Report for 233099/0001 - September 2018

Name or company name	MR AW LEYS
Contract type name	GDS Contract
Purpose of contract	General
Contract start date	01/04/2006
Contract end date	

18/19 Contracted general activity (UDA)	1,034
Carry forward general activity (UDA)	0
18/19 Contracted orthodontic activity (UOA)	0
Carry forward orthodontic activity (UOA)	0
Baseline contract value	£23,979.76

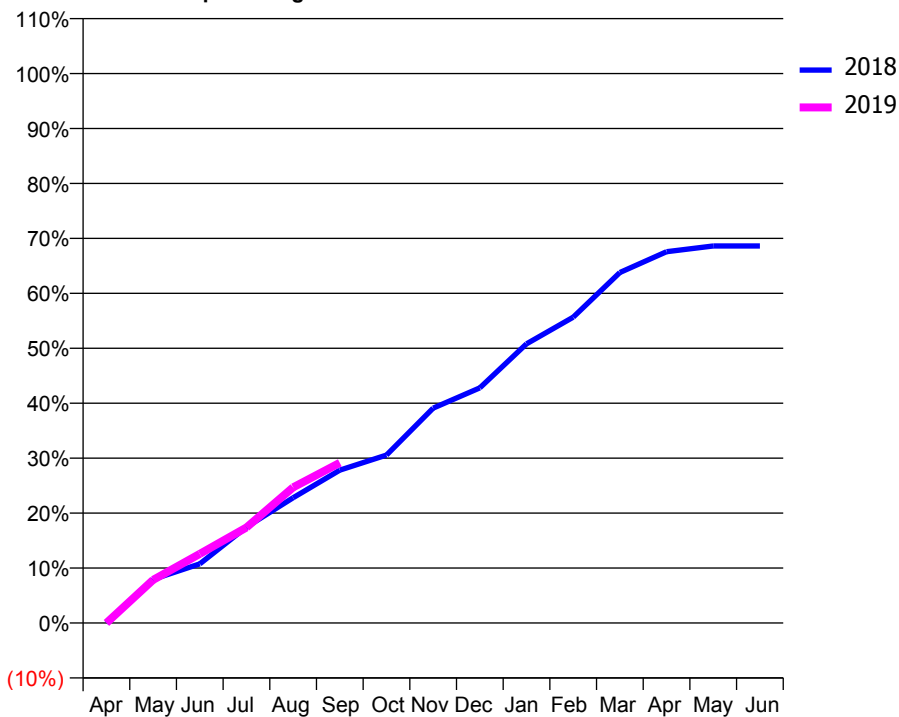
ACCESS*

Patients seen in 24 months	Total	Change since previous quarter
Quarter ending September 2017	376	
Quarter ending December 2017	373	→
Quarter ending March 2018	373	→
Quarter ending June 2018	387	↑
Quarter ending September 2018	375	↓
Variance since September 2017	(0.3%)	→



ACTIVITY

Cumulative percentage of contracted UDA delivered 2018 & 2019



Adjusted Scheduled Activity (UDA)

Month	2018	2019
April	0	0
May	82	81
June	111	130
July	181	180
August	236	255
September	288	301
October	316	
November	404	
December	442	
January	525	
February	576	
March	660	
April	699	
May	710	
June	710	

QUALITY

	Quantity	Base Number	Contract	AT	Region	England
% of FP17s for the same patient ID Re-attending within 3 months - Children	27	282	9.6%	9.8%	12.2%	11.6%
% of FP17s for the same patient ID Re-attending within 3 months - Adults	0	0	N/A	13.9%	15.8%	15.5%
% of FP17s for the same patient ID Re-attending between 3 & 9 months - Children	152	282	53.9%	56.9%	60.3%	58.8%
% of FP17s for the same patient ID Re-attending between 3 & 9 months - Adults	0	0	N/A	52.8%	53.5%	51.1%
% of FP17s for Band 1 Urgent Courses	8	246	3.3%	8.0%	9.1%	9.0%
% of FP17s Relating to Free Repair or Replacements	0	246	0.0%	1.1%	1.0%	0.8%
% of FP17s Relating to Continuations	0	246	0.0%	1.2%	1.0%	0.9%
% of Patients satisfied with the dentistry they have received	0	0	N/A	94.7%	93.6%	93.3%
% of Patients satisfied with the time they had to wait for an appointment	0	0	N/A	91.4%	89.8%	88.9%

* This is based on patients treated on this contract for their most recent course of treatment. Figures in italics indicate the base number of FP17s or Patient Questionnaire responses are less than 100. N/A is shown where the base number of responses is less than 10 during the period. % is calculated as Quantity/Base number*100

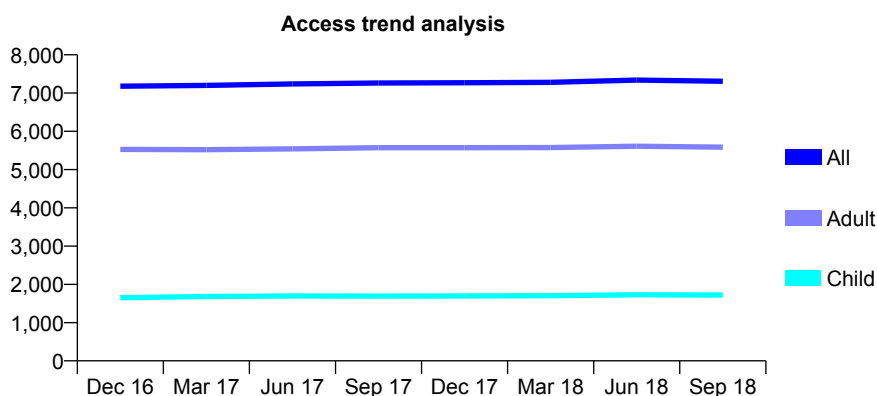
Q49 - Vital Signs At a Glance Contract Report for 235296/0001 - September 2018

Name or company name	MR RK SAJJANHAR
Contract type name	GDS Contract
Purpose of contract	General
Contract start date	01/04/2006
Contract end date	

18/19 Contracted general activity (UDA)	21,582
Carry forward general activity (UDA)	251
18/19 Contracted orthodontic activity (UOA)	0
Carry forward orthodontic activity (UOA)	0
Baseline contract value	£667,139.30

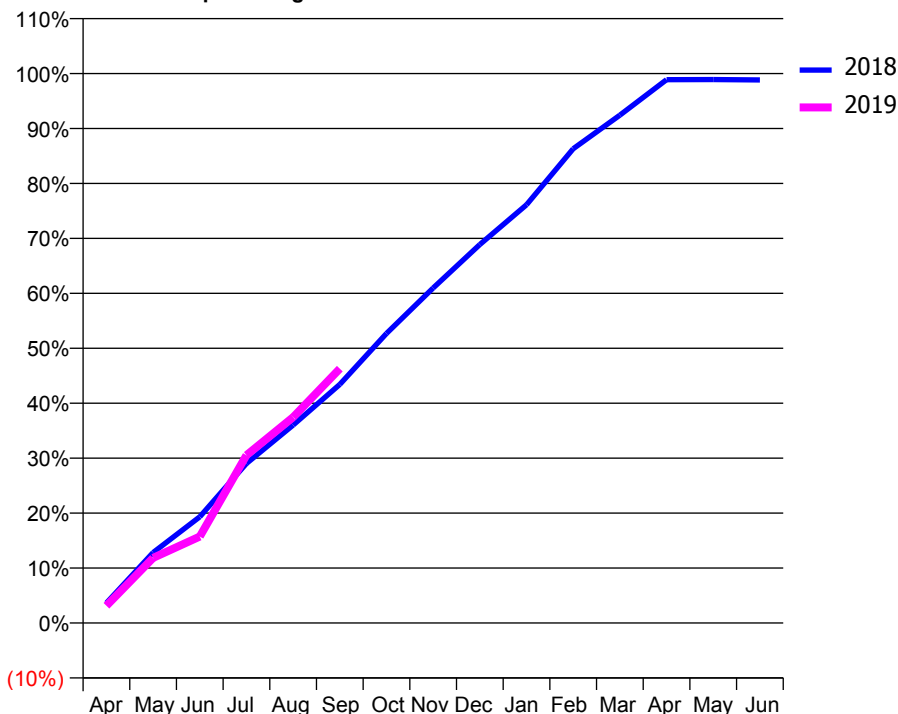
ACCESS*

Patients seen in 24 months	Total	Change since previous quarter
Quarter ending September 2017	7,262	
Quarter ending December 2017	7,268	→
Quarter ending March 2018	7,279	→
Quarter ending June 2018	7,339	→
Quarter ending September 2018	7,309	→
Variance since September 2017	0.6%	→



ACTIVITY

Cumulative percentage of contracted UDA delivered 2018 & 2019



Adjusted Scheduled Activity (UDA)

Month	2018	2019
April	788	677
May	2,765	2,558
June	4,169	3,399
July	6,264	6,593
August	7,775	8,085
September	9,371	9,990
October	11,374	
November	13,160	
December	14,867	
January	16,427	
February	18,626	
March	19,946	
April	21,340	
May	21,343	
June	21,331	

QUALITY

	Quantity	Base Number	Contract	AT	Region	England
% of FP17s for the same patient ID Re-attending within 3 months - Children	70	1,446	4.8%	9.8%	12.2%	11.6%
% of FP17s for the same patient ID Re-attending within 3 months - Adults	575	4,221	13.6%	13.9%	15.8%	15.5%
% of FP17s for the same patient ID Re-attending between 3 & 9 months - Children	985	1,446	68.1%	56.9%	60.3%	58.8%
% of FP17s for the same patient ID Re-attending between 3 & 9 months - Adults	2,466	4,221	58.4%	52.8%	53.5%	51.1%
% of FP17s for Band 1 Urgent Courses	305	5,058	6.0%	8.0%	9.1%	9.0%
% of FP17s Relating to Free Repair or Replacements	108	5,058	2.1%	1.1%	1.0%	0.8%
% of FP17s Relating to Continuations	31	5,058	0.6%	1.2%	1.0%	0.9%
% of Patients satisfied with the dentistry they have received	7	7	N/A	94.7%	93.6%	93.3%
% of Patients satisfied with the time they had to wait for an appointment	7	7	N/A	91.4%	89.8%	88.9%

* This is based on patients treated on this contract for their most recent course of treatment. Figures in italics indicate the base number of FP17s or Patient Questionnaire responses are less than 100. N/A is shown where the base number of responses is less than 10 during the period. % is calculated as Quantity/Base number*100

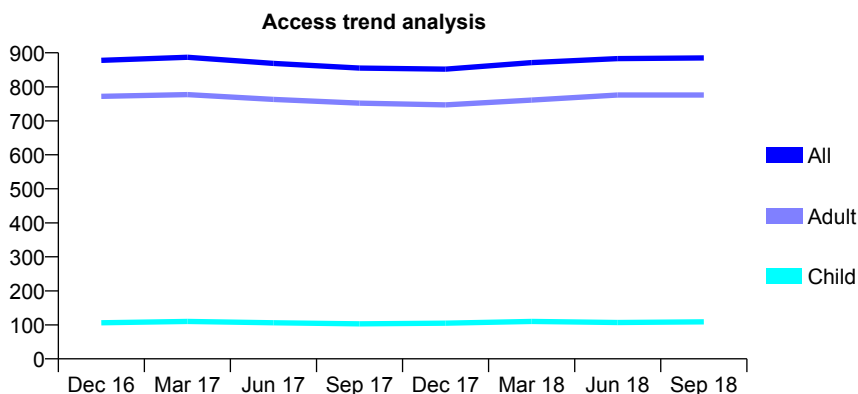
Q49 - Vital Signs At a Glance Contract Report for 237728/0001 - September 2018

Name or company name	MISS SL GOODMAN
Contract type name	GDS Contract
Purpose of contract	General
Contract start date	01/04/2006
Contract end date	

18/19 Contracted general activity (UDA)	2,425
Carry forward general activity (UDA)	-45
18/19 Contracted orthodontic activity (UOA)	0
Carry forward orthodontic activity (UOA)	0
Baseline contract value	£65,346.85

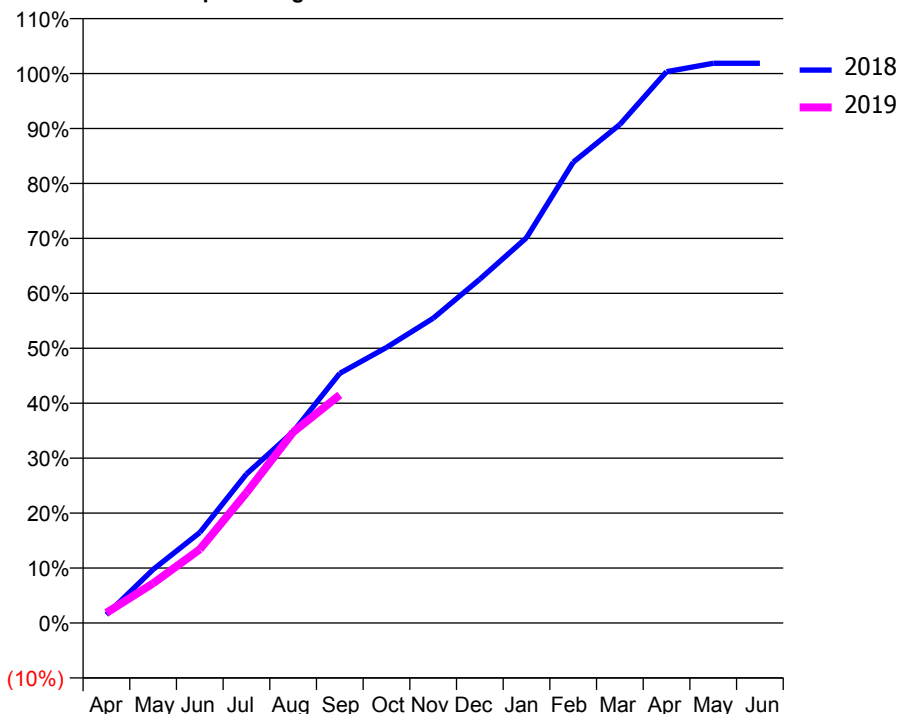
ACCESS*

Patients seen in 24 months	Total	Change since previous quarter
Quarter ending September 2017	855	
Quarter ending December 2017	852	→
Quarter ending March 2018	871	↑
Quarter ending June 2018	883	→
Quarter ending September 2018	885	→
Variance since September 2017	3.5%	↑



ACTIVITY

Cumulative percentage of contracted UDA delivered 2018 & 2019



Adjusted Scheduled Activity (UDA)

Month	2018	2019
April	37	45
May	236	175
June	399	325
July	657	575
August	844	842
September	1,102	1,007
October	1,216	
November	1,345	
December	1,517	
January	1,700	
February	2,033	
March	2,200	
April	2,433	
May	2,470	
June	2,470	

QUALITY

	Quantity	Base Number	Contract	AT	Region	England
% of FP17s for the same patient ID Re-attending within 3 months - Children	3	66	4.5%	9.8%	12.2%	11.6%
% of FP17s for the same patient ID Re-attending within 3 months - Adults	45	478	9.4%	13.9%	15.8%	15.5%
% of FP17s for the same patient ID Re-attending between 3 & 9 months - Children	31	66	47.0%	56.9%	60.3%	58.8%
% of FP17s for the same patient ID Re-attending between 3 & 9 months - Adults	235	478	49.2%	52.8%	53.5%	51.1%
% of FP17s for Band 1 Urgent Courses	4	460	0.9%	8.0%	9.1%	9.0%
% of FP17s Relating to Free Repair or Replacements	8	460	1.7%	1.1%	1.0%	0.8%
% of FP17s Relating to Continuations	7	460	1.5%	1.2%	1.0%	0.9%
% of Patients satisfied with the dentistry they have received	3	3	N/A	94.7%	93.6%	93.3%
% of Patients satisfied with the time they had to wait for an appointment	3	3	N/A	91.4%	89.8%	88.9%

* This is based on patients treated on this contract for their most recent course of treatment. Figures in italics indicate the base number of FP17s or Patient Questionnaire responses are less than 100. N/A is shown where the base number of responses is less than 10 during the period. % is calculated as Quantity/Base number*100

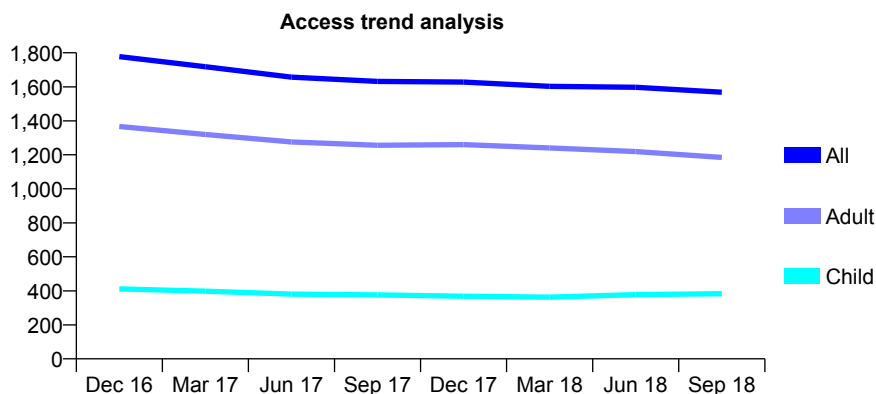
Q49 - Vital Signs At a Glance Contract Report for 243469/0002 - September 2018

Name or company name	MR PP NANA
Contract type name	GDS Contract
Purpose of contract	General
Contract start date	24/02/2014
Contract end date	

18/19 Contracted general activity (UDA)	7,000
Carry forward general activity (UDA)	0
18/19 Contracted orthodontic activity (UOA)	0
Carry forward orthodontic activity (UOA)	0
Baseline contract value	£199,458.71

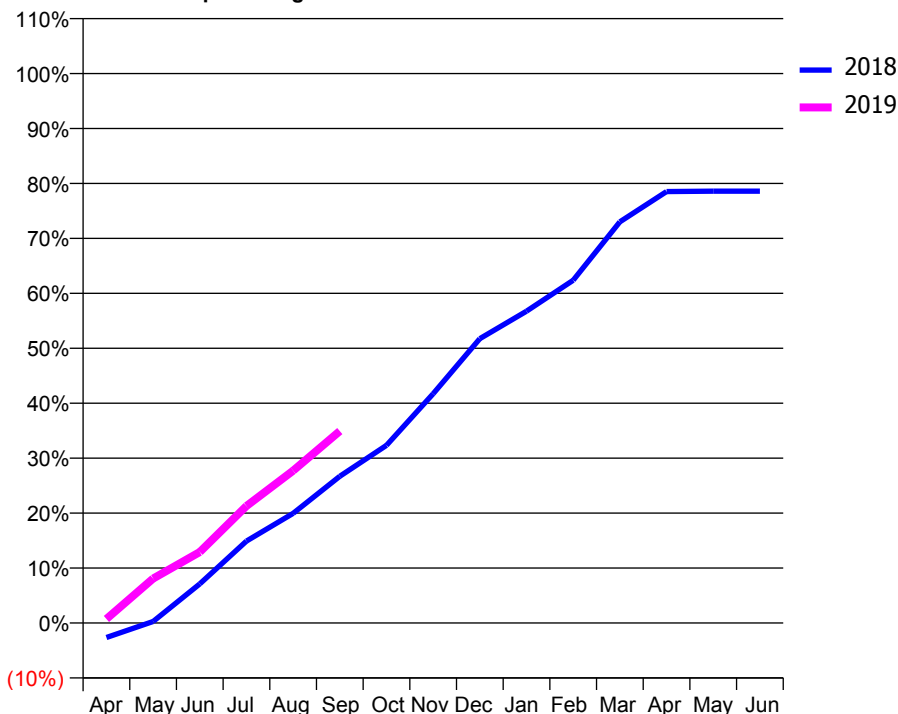
ACCESS*

Patients seen in 24 months	Total	Change since previous quarter
Quarter ending September 2017	1,632	
Quarter ending December 2017	1,628	→
Quarter ending March 2018	1,603	↓
Quarter ending June 2018	1,597	→
Quarter ending September 2018	1,568	↓
Variance since September 2017	(3.9%)	↓



ACTIVITY

Cumulative percentage of contracted UDA delivered 2018 & 2019



Month	Adjusted Scheduled Activity (UDA)	
	2018	2019
April	-186	52
May	19	567
June	498	904
July	1,044	1,491
August	1,398	1,941
September	1,870	2,445
October	2,263	
November	2,921	
December	3,622	
January	3,972	
February	4,367	
March	5,110	
April	5,496	
May	5,502	
June	5,502	

QUALITY

	Quantity	Base Number	Contract	AT	Region	England
% of FP17s for the same patient ID Re-attending within 3 months - Children	5	185	2.7%	9.8%	12.2%	11.6%
% of FP17s for the same patient ID Re-attending within 3 months - Adults	66	675	9.8%	13.9%	15.8%	15.5%
% of FP17s for the same patient ID Re-attending between 3 & 9 months - Children	86	185	46.5%	56.9%	60.3%	58.8%
% of FP17s for the same patient ID Re-attending between 3 & 9 months - Adults	362	675	53.6%	52.8%	53.5%	51.1%
% of FP17s for Band 1 Urgent Courses	0	756	0.0%	8.0%	9.1%	9.0%
% of FP17s Relating to Free Repair or Replacements	0	756	0.0%	1.1%	1.0%	0.8%
% of FP17s Relating to Continuations	24	756	3.2%	1.2%	1.0%	0.9%
% of Patients satisfied with the dentistry they have received	0	0	N/A	94.7%	93.6%	93.3%
% of Patients satisfied with the time they had to wait for an appointment	0	0	N/A	91.4%	89.8%	88.9%

* This is based on patients treated on this contract for their most recent course of treatment. Figures in italics indicate the base number of FP17s or Patient Questionnaire responses are less than 100. N/A is shown where the base number of responses is less than 10 during the period. % is calculated as Quantity/Base number*100

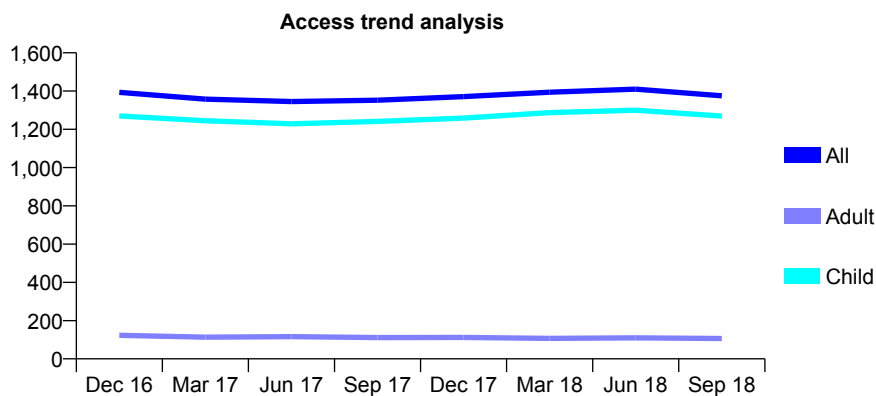
Q49 - Vital Signs At a Glance Contract Report for 245380/0001 - September 2018

Name or company name	MR JI SPEDDING
Contract type name	GDS Contract
Purpose of contract	General and Orthodontic
Contract start date	01/04/2006
Contract end date	

18/19 Contracted general activity (UDA)	3,500
Carry forward general activity (UDA)	0
18/19 Contracted orthodontic activity (UOA)	176
Carry forward orthodontic activity (UOA)	0
Baseline contract value	£88,026.56

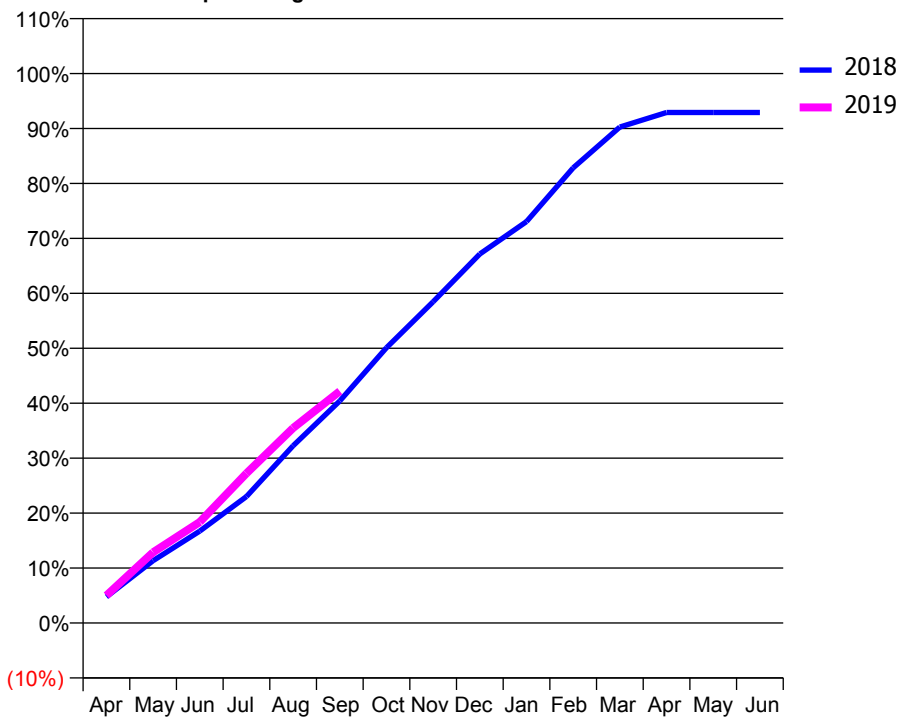
ACCESS*

Patients seen in 24 months	Total	Change since previous quarter
Quarter ending September 2017	1,352	
Quarter ending December 2017	1,371	→
Quarter ending March 2018	1,394	→
Quarter ending June 2018	1,410	→
Quarter ending September 2018	1,375	↓
Variance since September 2017	1.7%	→



ACTIVITY

Cumulative percentage of contracted UDA delivered 2018 & 2019



Month	Adjusted Scheduled Activity (UDA)	
	2018	2019
April	167	176
May	397	451
June	585	643
July	806	953
August	1,130	1,242
September	1,415	1,477
October	1,753	
November	2,046	
December	2,350	
January	2,557	
February	2,899	
March	3,159	
April	3,252	
May	3,252	
June	3,252	

QUALITY

	Quantity	Base Number	Contract	AT	Region	England
% of FP17s for the same patient ID Re-attending within 3 months - Children	72	1,234	5.8%	9.8%	12.2%	11.6%
% of FP17s for the same patient ID Re-attending within 3 months - Adults	0	0	N/A	13.9%	15.8%	15.5%
% of FP17s for the same patient ID Re-attending between 3 & 9 months - Children	996	1,234	80.7%	56.9%	60.3%	58.8%
% of FP17s for the same patient ID Re-attending between 3 & 9 months - Adults	0	0	N/A	52.8%	53.5%	51.1%
% of FP17s for Band 1 Urgent Courses	20	1,147	1.7%	8.0%	9.1%	9.0%
% of FP17s Relating to Free Repair or Replacements	0	1,147	0.0%	1.1%	1.0%	0.8%
% of FP17s Relating to Continuations	3	1,147	0.3%	1.2%	1.0%	0.9%
% of Patients satisfied with the dentistry they have received	0	0	N/A	94.7%	93.6%	93.3%
% of Patients satisfied with the time they had to wait for an appointment	0	0	N/A	91.4%	89.8%	88.9%

* This is based on patients treated on this contract for their most recent course of treatment. Figures in italics indicate the base number of FP17s or Patient Questionnaire responses are less than 100. N/A is shown where the base number of responses is less than 10 during the period. % is calculated as Quantity/Base number*100

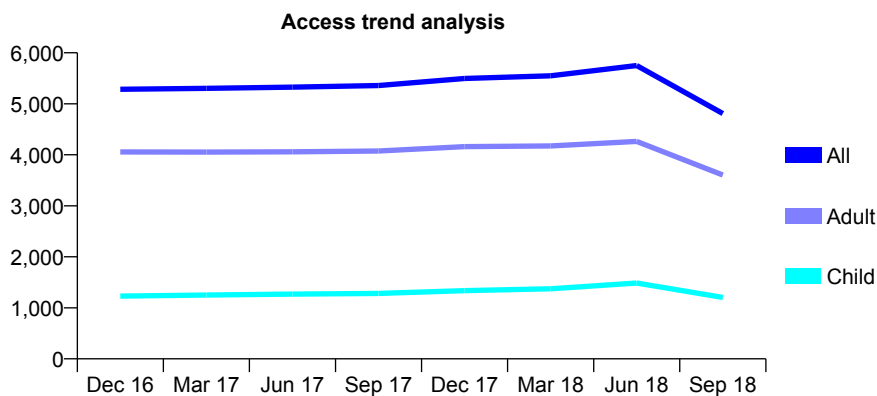
Q49 - Vital Signs At a Glance Contract Report for 275786/0005 - September 2018

Name or company name	MR MA QURAISHI
Contract type name	GDS Contract
Purpose of contract	General
Contract start date	01/11/2010
Contract end date	

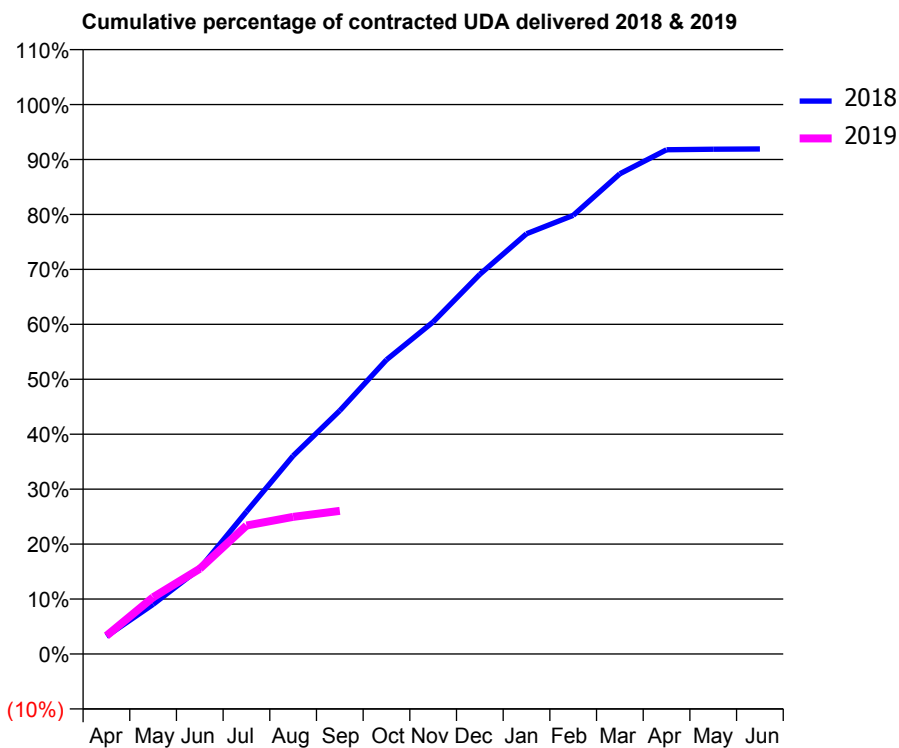
18/19 Contracted general activity (UDA)	21,309
Carry forward general activity (UDA)	0
18/19 Contracted orthodontic activity (UOA)	0
Carry forward orthodontic activity (UOA)	0
Baseline contract value	£480,226.02

ACCESS*

Patients seen in 24 months	Total	Change since previous quarter
Quarter ending September 2017	5,358	
Quarter ending December 2017	5,498	↑
Quarter ending March 2018	5,549	→
Quarter ending June 2018	5,750	↑
Quarter ending September 2018	4,808	↓
Variance since September 2017	(10.3%)	↓



ACTIVITY



Adjusted Scheduled Activity (UDA)		
Month	2018	2019
April	685	707
May	1,925	2,201
June	3,319	3,307
July	5,521	4,985
August	7,688	5,318
September	9,442	5,549
October	11,410	
November	12,878	
December	14,723	
January	16,299	
February	17,008	
March	18,623	
April	19,552	
May	19,575	
June	19,586	

QUALITY

	Quantity	Base Number	Contract	AT	Region	England
% of FP17s for the same patient ID Re-attending within 3 months - Children	24	634	3.8%	9.8%	12.2%	11.6%
% of FP17s for the same patient ID Re-attending within 3 months - Adults	188	1,886	10.0%	13.9%	15.8%	15.5%
% of FP17s for the same patient ID Re-attending between 3 & 9 months - Children	256	634	40.4%	56.9%	60.3%	58.8%
% of FP17s for the same patient ID Re-attending between 3 & 9 months - Adults	836	1,886	44.3%	52.8%	53.5%	51.1%
% of FP17s for Band 1 Urgent Courses	182	2,164	8.4%	8.0%	9.1%	9.0%
% of FP17s Relating to Free Repair or Replacements	10	2,164	0.5%	1.1%	1.0%	0.8%
% of FP17s Relating to Continuations	28	2,164	1.3%	1.2%	1.0%	0.9%
% of Patients satisfied with the dentistry they have received	3	4	N/A	94.7%	93.6%	93.3%
% of Patients satisfied with the time they had to wait for an appointment	4	4	N/A	91.4%	89.8%	88.9%

* This is based on patients treated on this contract for their most recent course of treatment. Figures in italics indicate the base number of FP17s or Patient Questionnaire responses are less than 100. N/A is shown where the base number of responses is less than 10 during the period. % is calculated as Quantity/Base number*100

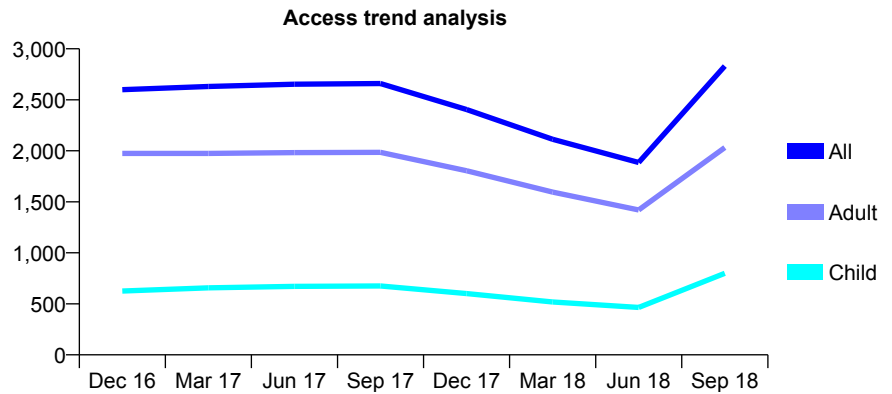
Q49 - Vital Signs At a Glance Contract Report for 275786/0006 - September 2018

Name or company name	MR MA QURAISHI
Contract type name	GDS Contract
Purpose of contract	General
Contract start date	01/07/2011
Contract end date	

18/19 Contracted general activity (UDA)	10,507
Carry forward general activity (UDA)	0
18/19 Contracted orthodontic activity (UOA)	0
Carry forward orthodontic activity (UOA)	0
Baseline contract value	£232,532.40

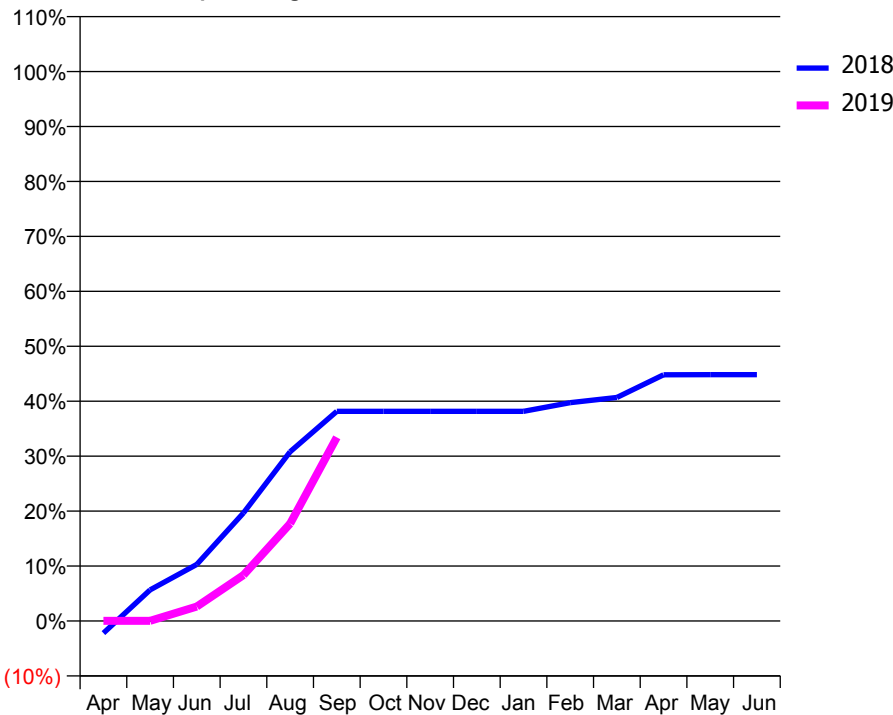
ACCESS*

Patients seen in 24 months	Total	Change since previous quarter
Quarter ending September 2017	2,660	
Quarter ending December 2017	2,404	↓
Quarter ending March 2018	2,113	↓
Quarter ending June 2018	1,885	↓
Quarter ending September 2018	2,831	↑
Variance since September 2017	6.4%	↑



ACTIVITY

Cumulative percentage of contracted UDA delivered 2018 & 2019



Adjusted Scheduled Activity (UDA)		
Month	2018	2019
April	-232	3
May	596	4
June	1,082	277
July	2,067	878
August	3,238	1,863
September	4,009	3,513
October	4,009	
November	4,009	
December	4,009	
January	4,009	
February	4,174	
March	4,275	
April	4,708	
May	4,711	
June	4,711	

QUALITY

	Quantity	Base Number	Contract	AT	Region	England
% of FP17s for the same patient ID Re-attending within 3 months - Children	9	583	1.5%	9.8%	12.2%	11.6%
% of FP17s for the same patient ID Re-attending within 3 months - Adults	74	1,389	5.3%	13.9%	15.8%	15.5%
% of FP17s for the same patient ID Re-attending between 3 & 9 months - Children	70	583	12.0%	56.9%	60.3%	58.8%
% of FP17s for the same patient ID Re-attending between 3 & 9 months - Adults	196	1,389	14.1%	52.8%	53.5%	51.1%
% of FP17s for Band 1 Urgent Courses	135	1,729	7.8%	8.0%	9.1%	9.0%
% of FP17s Relating to Free Repair or Replacements	12	1,729	0.7%	1.1%	1.0%	0.8%
% of FP17s Relating to Continuations	4	1,729	0.2%	1.2%	1.0%	0.9%
% of Patients satisfied with the dentistry they have received	0	0	N/A	94.7%	93.6%	93.3%
% of Patients satisfied with the time they had to wait for an appointment	0	0	N/A	91.4%	89.8%	88.9%

* This is based on patients treated on this contract for their most recent course of treatment. Figures in italics indicate the base number of FP17s or Patient Questionnaire responses are less than 100. N/A is shown where the base number of responses is less than 10 during the period. % is calculated as Quantity/Base number*100

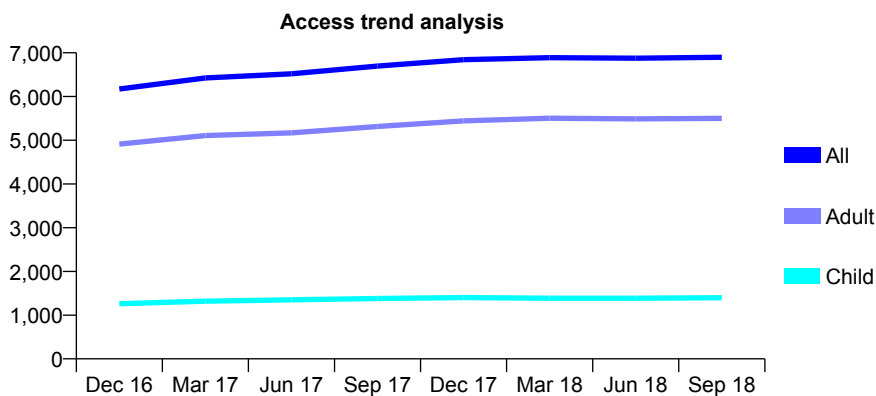
Q49 - Vital Signs At a Glance Contract Report for 303194/0003 - September 2018

Name or company name	MR AA WAUGH
Contract type name	GDS Contract
Purpose of contract	General
Contract start date	01/06/2014
Contract end date	

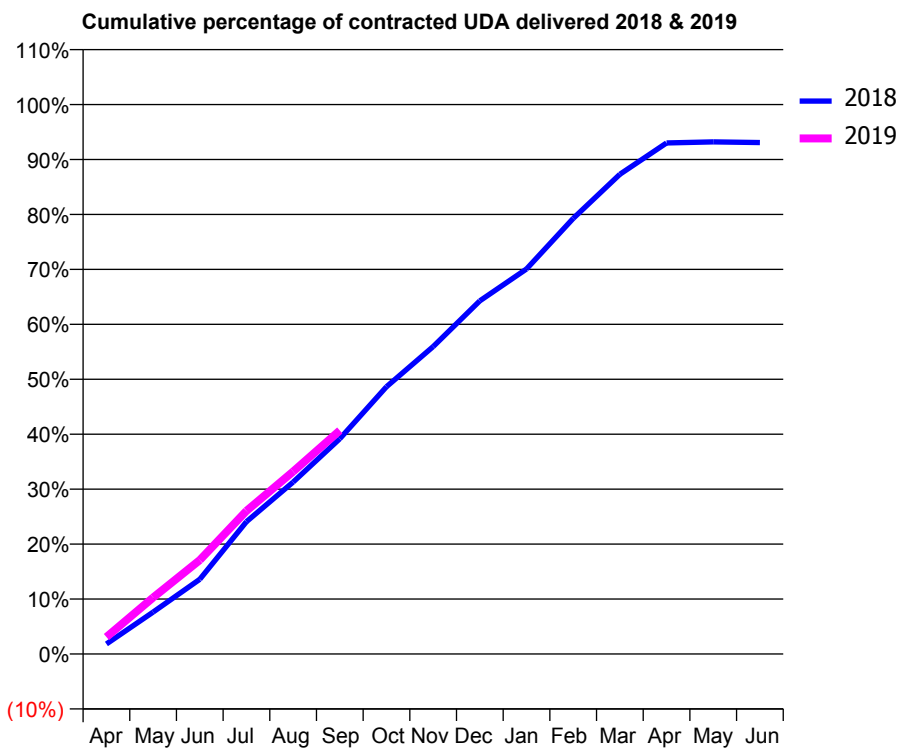
18/19 Contracted general activity (UDA)	21,177
Carry forward general activity (UDA)	0
18/19 Contracted orthodontic activity (UOA)	0
Carry forward orthodontic activity (UOA)	0
Baseline contract value	£470,644.87

ACCESS*

Patients seen in 24 months	Total	Change since previous quarter
Quarter ending September 2017	6,697	
Quarter ending December 2017	6,843	↑
Quarter ending March 2018	6,889	→
Quarter ending June 2018	6,875	→
Quarter ending September 2018	6,899	→
Variance since September 2017	3.0%	↑



ACTIVITY



Month	Adjusted Scheduled Activity (UDA)	
	2018	2019
April	387	655
May	1,618	2,178
June	2,880	3,622
July	5,101	5,514
August	6,625	7,030
September	8,296	8,616
October	10,302	
November	11,848	
December	13,608	
January	14,838	
February	16,788	
March	18,488	
April	19,693	
May	19,736	
June	19,708	

QUALITY

	Quantity	Base Number	Contract	AT	Region	England
% of FP17s for the same patient ID Re-attending within 3 months - Children	58	881	6.6%	9.8%	12.2%	11.6%
% of FP17s for the same patient ID Re-attending within 3 months - Adults	274	2,877	9.5%	13.9%	15.8%	15.5%
% of FP17s for the same patient ID Re-attending between 3 & 9 months - Children	424	881	48.1%	56.9%	60.3%	58.8%
% of FP17s for the same patient ID Re-attending between 3 & 9 months - Adults	1,313	2,877	45.6%	52.8%	53.5%	51.1%
% of FP17s for Band 1 Urgent Courses	122	3,339	3.7%	8.0%	9.1%	9.0%
% of FP17s Relating to Free Repair or Replacements	31	3,339	0.9%	1.1%	1.0%	0.8%
% of FP17s Relating to Continuations	73	3,339	2.2%	1.2%	1.0%	0.9%
% of Patients satisfied with the dentistry they have received	3	3	N/A	94.7%	93.6%	93.3%
% of Patients satisfied with the time they had to wait for an appointment	3	3	N/A	91.4%	89.8%	88.9%

* This is based on patients treated on this contract for their most recent course of treatment. Figures in italics indicate the base number of FP17s or Patient Questionnaire responses are less than 100. N/A is shown where the base number of responses is less than 10 during the period. % is calculated as Quantity/Base number*100

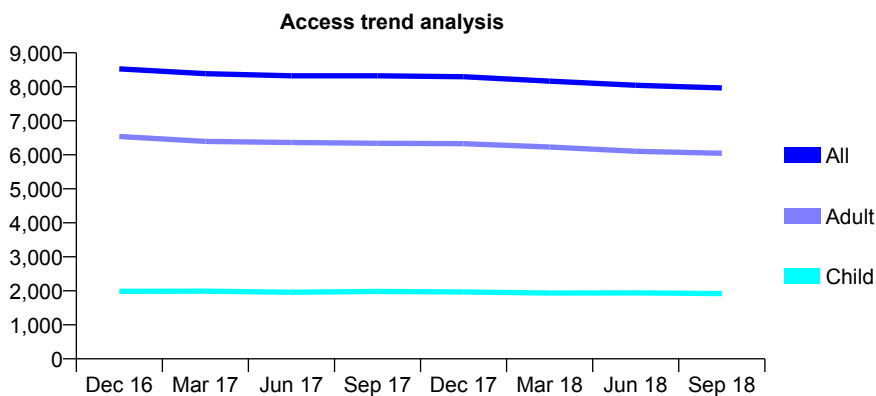
Q49 - Vital Signs At a Glance Contract Report for 303194/0004 - September 2018

Name or company name	MR AA WAUGH
Contract type name	GDS Contract
Purpose of contract	General
Contract start date	01/06/2014
Contract end date	

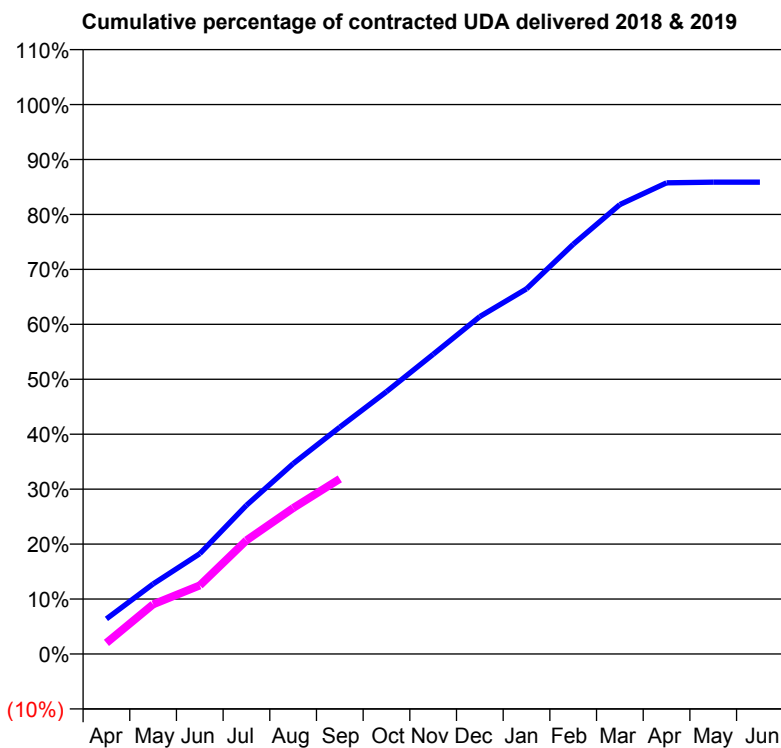
18/19 Contracted general activity (UDA)	29,358
Carry forward general activity (UDA)	0
18/19 Contracted orthodontic activity (UOA)	0
Carry forward orthodontic activity (UOA)	0
Baseline contract value	£706,223.82

ACCESS*

Patients seen in 24 months	Total	Change since previous quarter
Quarter ending September 2017	8,325	
Quarter ending December 2017	8,296	→
Quarter ending March 2018	8,165	↓
Quarter ending June 2018	8,044	↓
Quarter ending September 2018	7,966	→
Variance since September 2017	(4.3%)	↓



ACTIVITY



Adjusted Scheduled Activity (UDA)		
Month	2018	2019
April	1,880	597
May	3,747	2,654
June	5,360	3,668
July	7,947	6,076
August	10,171	7,800
September	12,124	9,361
October	14,017	
November	16,013	
December	18,027	
January	19,510	
February	21,889	
March	24,015	
April	25,176	
May	25,210	
June	25,207	

QUALITY

	Quantity	Base Number	Contract	AT	Region	England
% of FP17s for the same patient ID Re-attending within 3 months - Children	57	1,215	4.7%	9.8%	12.2%	11.6%
% of FP17s for the same patient ID Re-attending within 3 months - Adults	308	3,316	9.3%	13.9%	15.8%	15.5%
% of FP17s for the same patient ID Re-attending between 3 & 9 months - Children	627	1,215	51.6%	56.9%	60.3%	58.8%
% of FP17s for the same patient ID Re-attending between 3 & 9 months - Adults	1,770	3,316	53.4%	52.8%	53.5%	51.1%
% of FP17s for Band 1 Urgent Courses	169	4,067	4.2%	8.0%	9.1%	9.0%
% of FP17s Relating to Free Repair or Replacements	29	4,067	0.7%	1.1%	1.0%	0.8%
% of FP17s Relating to Continuations	80	4,067	2.0%	1.2%	1.0%	0.9%
% of Patients satisfied with the dentistry they have received	5	5	N/A	94.7%	93.6%	93.3%
% of Patients satisfied with the time they had to wait for an appointment	5	5	N/A	91.4%	89.8%	88.9%

* This is based on patients treated on this contract for their most recent course of treatment. Figures in italics indicate the base number of FP17s or Patient Questionnaire responses are less than 100. N/A is shown where the base number of responses is less than 10 during the period. % is calculated as Quantity/Base number*100

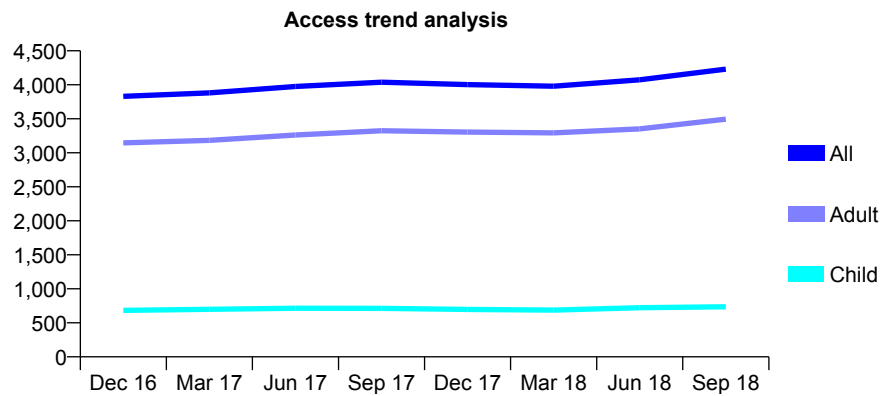
Q49 - Vital Signs At a Glance Contract Report for 306266/0001 - September 2018

Name or company name	Mr YA Nojib and Mr J Robinson
Contract type name	GDS Contract
Purpose of contract	General
Contract start date	01/04/2006
Contract end date	

18/19 Contracted general activity (UDA)	10,000
Carry forward general activity (UDA)	173
18/19 Contracted orthodontic activity (UOA)	0
Carry forward orthodontic activity (UOA)	0
Baseline contract value	£277,056.21

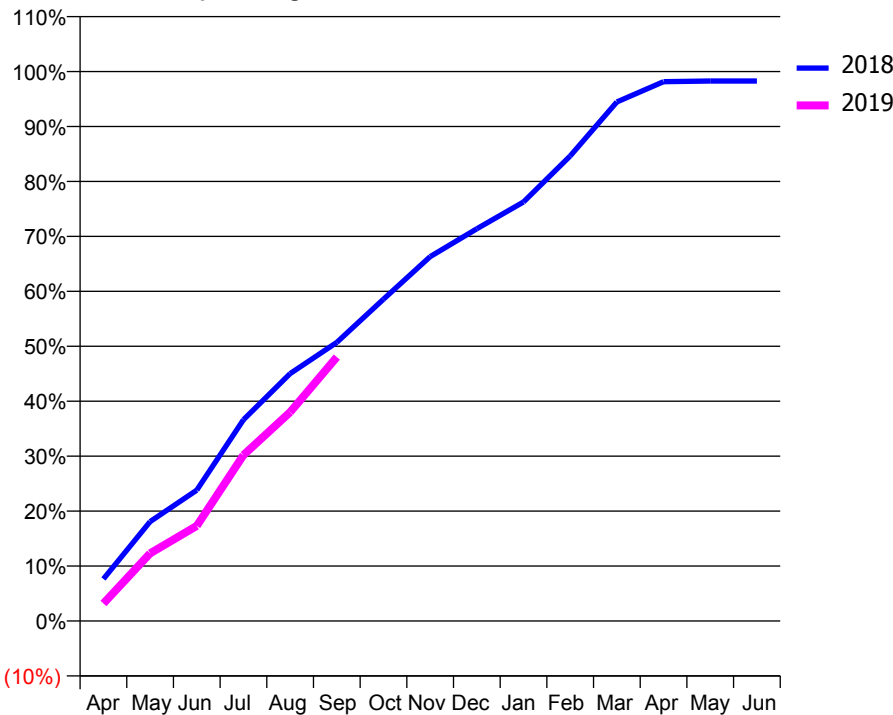
ACCESS*

Patients seen in 24 months	Total	Change since previous quarter
Quarter ending September 2017	4,038	
Quarter ending December 2017	4,002	→
Quarter ending March 2018	3,980	→
Quarter ending June 2018	4,074	↑
Quarter ending September 2018	4,231	↑
Variance since September 2017	4.8%	↑



ACTIVITY

Cumulative percentage of contracted UDA delivered 2018 & 2019



Month	Adjusted Scheduled Activity (UDA)	
	2018	2019
April	765	319
May	1,809	1,231
June	2,381	1,731
July	3,664	3,020
August	4,503	3,802
September	5,070	4,803
October	5,857	
November	6,630	
December	7,138	
January	7,627	
February	8,464	
March	9,446	
April	9,815	
May	9,827	
June	9,827	

QUALITY

	Quantity	Base Number	Contract	AT	Region	England
% of FP17s for the same patient ID Re-attending within 3 months - Children	28	559	5.0%	9.8%	12.2%	11.6%
% of FP17s for the same patient ID Re-attending within 3 months - Adults	313	2,546	12.3%	13.9%	15.8%	15.5%
% of FP17s for the same patient ID Re-attending between 3 & 9 months - Children	255	559	45.6%	56.9%	60.3%	58.8%
% of FP17s for the same patient ID Re-attending between 3 & 9 months - Adults	1,172	2,546	46.0%	52.8%	53.5%	51.1%
% of FP17s for Band 1 Urgent Courses	222	2,484	8.9%	8.0%	9.1%	9.0%
% of FP17s Relating to Free Repair or Replacements	19	2,484	0.8%	1.1%	1.0%	0.8%
% of FP17s Relating to Continuations	41	2,484	1.7%	1.2%	1.0%	0.9%
% of Patients satisfied with the dentistry they have received	4	4	N/A	94.7%	93.6%	93.3%
% of Patients satisfied with the time they had to wait for an appointment	4	4	N/A	91.4%	89.8%	88.9%

* This is based on patients treated on this contract for their most recent course of treatment. Figures in italics indicate the base number of FP17s or Patient Questionnaire responses are less than 100. N/A is shown where the base number of responses is less than 10 during the period. % is calculated as Quantity/Base number*100

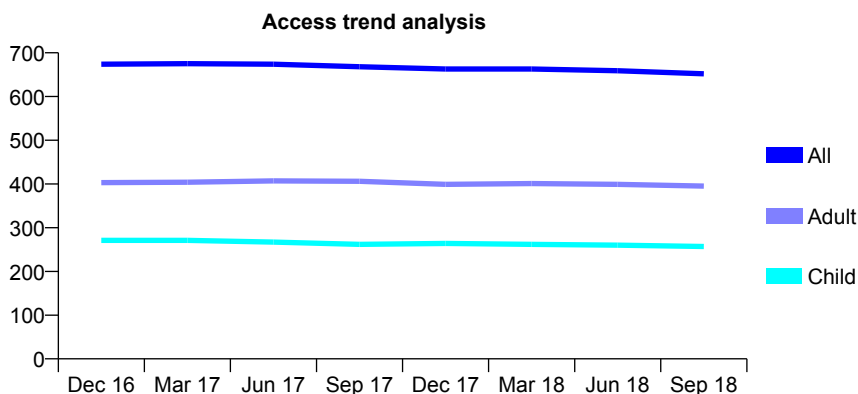
Q49 - Vital Signs At a Glance Contract Report for 309516/0001 - September 2018

Name or company name	DR ID GRIME
Contract type name	GDS Contract
Purpose of contract	General
Contract start date	01/04/2006
Contract end date	

18/19 Contracted general activity (UDA)	1,650
Carry forward general activity (UDA)	0
18/19 Contracted orthodontic activity (UOA)	0
Carry forward orthodontic activity (UOA)	0
Baseline contract value	£42,716.50

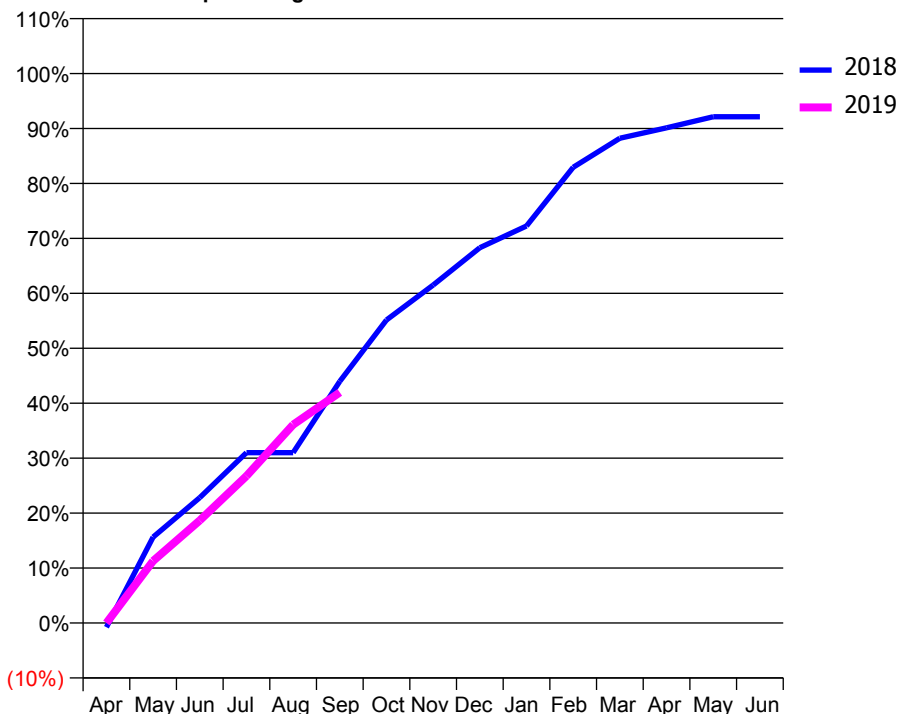
ACCESS*

Patients seen in 24 months	Total	Change since previous quarter
Quarter ending September 2017	668	
Quarter ending December 2017	663	→
Quarter ending March 2018	663	→
Quarter ending June 2018	659	→
Quarter ending September 2018	652	↓
Variance since September 2017	(2.4%)	↓



ACTIVITY

Cumulative percentage of contracted UDA delivered 2018 & 2019



Adjusted Scheduled Activity (UDA)		
Month	2018	2019
April	-13	0
May	258	186
June	377	308
July	512	441
August	512	596
September	726	692
October	910	
November	1,015	
December	1,127	
January	1,192	
February	1,368	
March	1,456	
April	1,487	
May	1,520	
June	1,520	

QUALITY

	Quantity	Base Number	Contract	AT	Region	England
% of FP17s for the same patient ID Re-attending within 3 months - Children	9	197	4.6%	9.8%	12.2%	11.6%
% of FP17s for the same patient ID Re-attending within 3 months - Adults	27	269	10.0%	13.9%	15.8%	15.5%
% of FP17s for the same patient ID Re-attending between 3 & 9 months - Children	136	197	69.0%	56.9%	60.3%	58.8%
% of FP17s for the same patient ID Re-attending between 3 & 9 months - Adults	181	269	67.3%	52.8%	53.5%	51.1%
% of FP17s for Band 1 Urgent Courses	22	419	5.3%	8.0%	9.1%	9.0%
% of FP17s Relating to Free Repair or Replacements	1	419	0.2%	1.1%	1.0%	0.8%
% of FP17s Relating to Continuations	6	419	1.4%	1.2%	1.0%	0.9%
% of Patients satisfied with the dentistry they have received	1	1	N/A	94.7%	93.6%	93.3%
% of Patients satisfied with the time they had to wait for an appointment	1	1	N/A	91.4%	89.8%	88.9%

* This is based on patients treated on this contract for their most recent course of treatment. Figures in italics indicate the base number of FP17s or Patient Questionnaire responses are less than 100. N/A is shown where the base number of responses is less than 10 during the period. % is calculated as Quantity/Base number*100

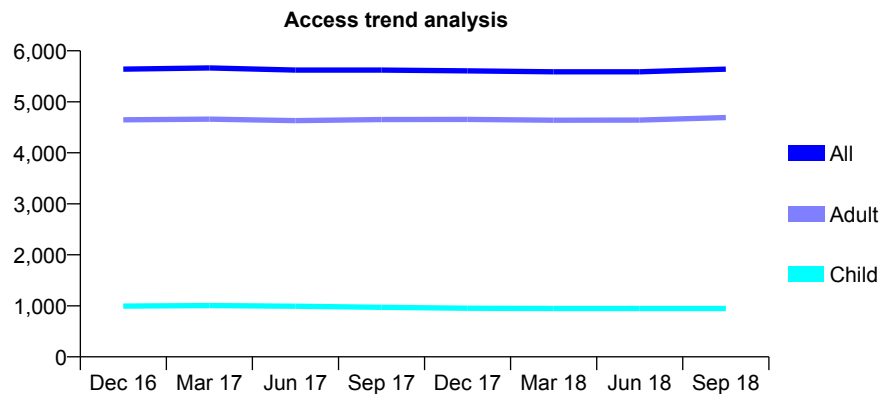
Q49 - Vital Signs At a Glance Contract Report for 320978/0001 - September 2018

Name or company name	N Suggett and B Suggett
Contract type name	GDS Contract
Purpose of contract	General and Orthodontic
Contract start date	01/04/2006
Contract end date	

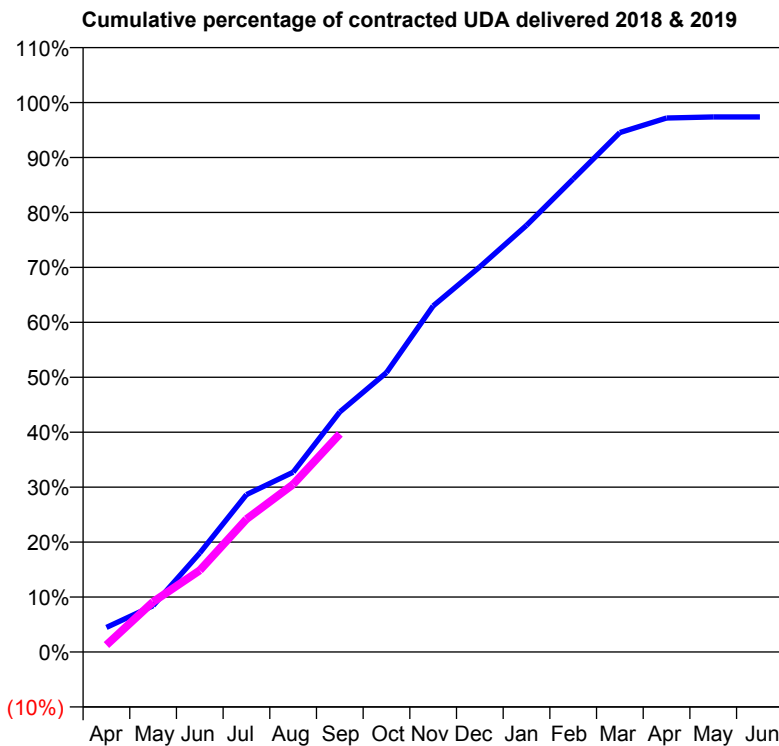
18/19 Contracted general activity (UDA)	13,427
Carry forward general activity (UDA)	352
18/19 Contracted orthodontic activity (UOA)	0
Carry forward orthodontic activity (UOA)	0
Baseline contract value	£394,384.61

ACCESS*

Patients seen in 24 months	Total	Change since previous quarter
Quarter ending September 2017	5,621	
Quarter ending December 2017	5,607	→
Quarter ending March 2018	5,589	→
Quarter ending June 2018	5,589	→
Quarter ending September 2018	5,640	→
Variance since September 2017	0.3%	→



ACTIVITY



Adjusted Scheduled Activity (UDA)		
Month	2018	2019
April	602	170
May	1,134	1,225
June	2,420	1,995
July	3,845	3,246
August	4,395	4,096
September	5,868	5,330
October	6,828	
November	8,456	
December	9,410	
January	10,426	
February	11,559	
March	12,692	
April	13,049	
May	13,073	
June	13,075	

QUALITY

	Quantity	Base Number	Contract	AT	Region	England
% of FP17s for the same patient ID Re-attending within 3 months - Children	42	609	6.9%	9.8%	12.2%	11.6%
% of FP17s for the same patient ID Re-attending within 3 months - Adults	517	2,871	18.0%	13.9%	15.8%	15.5%
% of FP17s for the same patient ID Re-attending between 3 & 9 months - Children	329	609	54.0%	56.9%	60.3%	58.8%
% of FP17s for the same patient ID Re-attending between 3 & 9 months - Adults	1,328	2,871	46.3%	52.8%	53.5%	51.1%
% of FP17s for Band 1 Urgent Courses	321	2,922	11.0%	8.0%	9.1%	9.0%
% of FP17s Relating to Free Repair or Replacements	17	2,922	0.6%	1.1%	1.0%	0.8%
% of FP17s Relating to Continuations	39	2,922	1.3%	1.2%	1.0%	0.9%
% of Patients satisfied with the dentistry they have received	19	19	100.0%	94.7%	93.6%	93.3%
% of Patients satisfied with the time they had to wait for an appointment	18	19	94.7%	91.4%	89.8%	88.9%

* This is based on patients treated on this contract for their most recent course of treatment. Figures in italics indicate the base number of FP17s or Patient Questionnaire responses are less than 100. N/A is shown where the base number of responses is less than 10 during the period. % is calculated as Quantity/Base number*100

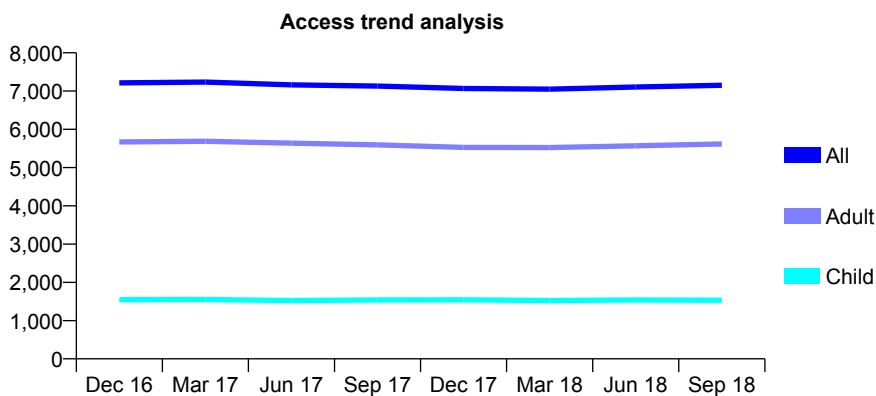
Q49 - Vital Signs At a Glance Contract Report for 324604/0001 - September 2018

Name or company name	MR MG HAILS
Contract type name	GDS Contract
Purpose of contract	General and Orthodontic
Contract start date	01/04/2006
Contract end date	

18/19 Contracted general activity (UDA)	19,424
Carry forward general activity (UDA)	285
18/19 Contracted orthodontic activity (UOA)	0
Carry forward orthodontic activity (UOA)	0
Baseline contract value	£448,682.61

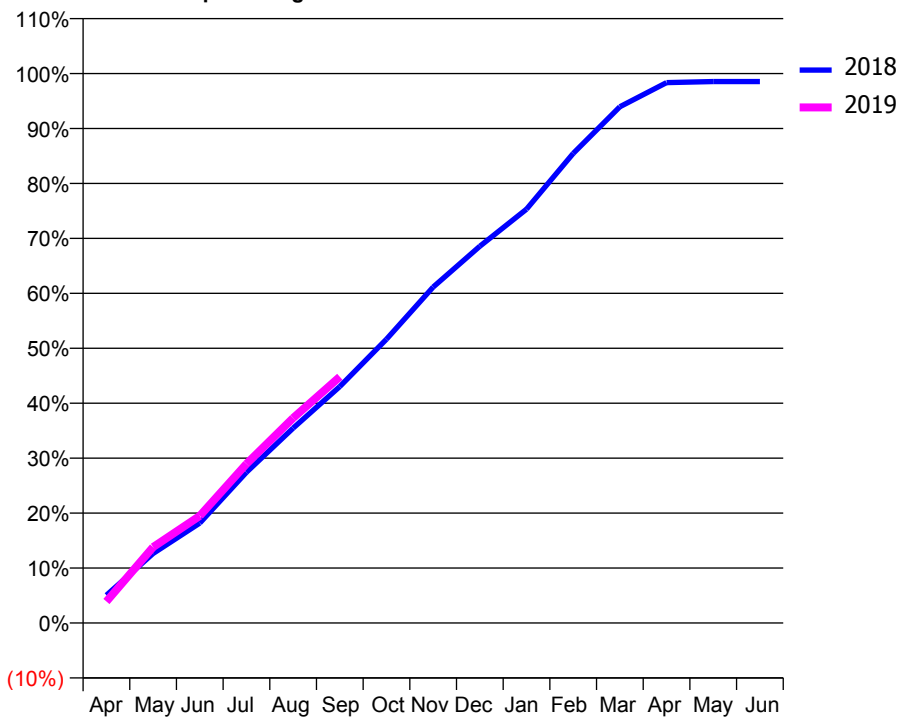
ACCESS*

Patients seen in 24 months	Total	Change since previous quarter
Quarter ending September 2017	7,131	
Quarter ending December 2017	7,067	→
Quarter ending March 2018	7,051	→
Quarter ending June 2018	7,107	→
Quarter ending September 2018	7,150	→
Variance since September 2017	0.3%	→



ACTIVITY

Cumulative percentage of contracted UDA delivered 2018 & 2019



Month	Adjusted Scheduled Activity (UDA)	
	2018	2019
April	983	759
May	2,458	2,683
June	3,532	3,787
July	5,327	5,624
August	6,887	7,248
September	8,359	8,705
October	10,034	
November	11,877	
December	13,317	
January	14,630	
February	16,598	
March	18,250	
April	19,103	
May	19,139	
June	19,139	

QUALITY

	Quantity	Base Number	Contract	AT	Region	England
% of FP17s for the same patient ID Re-attending within 3 months - Children	67	1,017	6.6%	9.8%	12.2%	11.6%
% of FP17s for the same patient ID Re-attending within 3 months - Adults	463	3,538	13.1%	13.9%	15.8%	15.5%
% of FP17s for the same patient ID Re-attending between 3 & 9 months - Children	513	1,017	50.4%	56.9%	60.3%	58.8%
% of FP17s for the same patient ID Re-attending between 3 & 9 months - Adults	1,691	3,538	47.8%	52.8%	53.5%	51.1%
% of FP17s for Band 1 Urgent Courses	342	4,222	8.1%	8.0%	9.1%	9.0%
% of FP17s Relating to Free Repair or Replacements	30	4,222	0.7%	1.1%	1.0%	0.8%
% of FP17s Relating to Continuations	77	4,222	1.8%	1.2%	1.0%	0.9%
% of Patients satisfied with the dentistry they have received	4	4	N/A	94.7%	93.6%	93.3%
% of Patients satisfied with the time they had to wait for an appointment	4	4	N/A	91.4%	89.8%	88.9%

* This is based on patients treated on this contract for their most recent course of treatment. Figures in italics indicate the base number of FP17s or Patient Questionnaire responses are less than 100. N/A is shown where the base number of responses is less than 10 during the period. % is calculated as Quantity/Base number*100

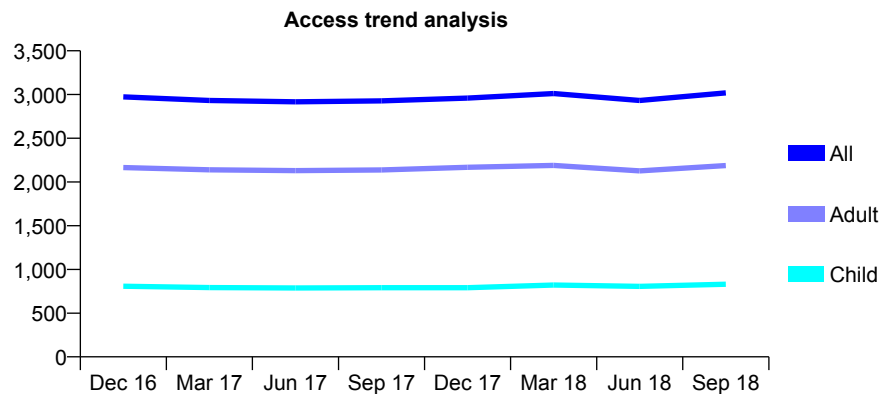
Q49 - Vital Signs At a Glance Contract Report for 327646/0001 - September 2018

Name or company name	MR TW CHEUNG
Contract type name	GDS Contract
Purpose of contract	General
Contract start date	01/04/2006
Contract end date	

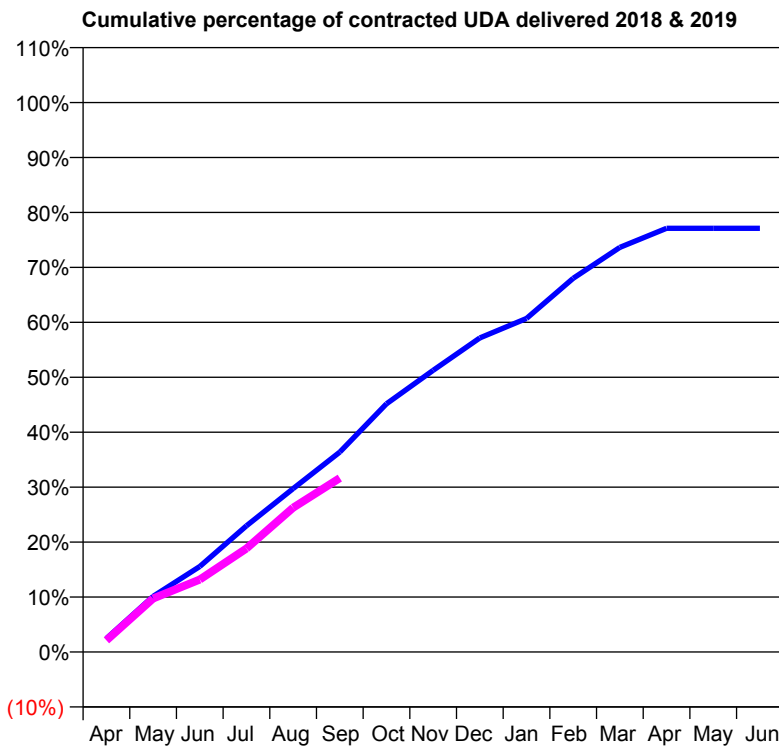
18/19 Contracted general activity (UDA)	12,362
Carry forward general activity (UDA)	0
18/19 Contracted orthodontic activity (UOA)	0
Carry forward orthodontic activity (UOA)	0
Baseline contract value	£292,313.10

ACCESS*

Patients seen in 24 months	Total	Change since previous quarter
Quarter ending September 2017	2,927	
Quarter ending December 2017	2,959	→
Quarter ending March 2018	3,011	→
Quarter ending June 2018	2,932	↓
Quarter ending September 2018	3,019	↑
Variance since September 2017	3.1%	↑



ACTIVITY



Month	Adjusted Scheduled Activity (UDA)	
	2018	2019
April	305	262
May	1,252	1,204
June	1,925	1,631
July	2,840	2,331
August	3,676	3,246
September	4,499	3,912
October	5,585	
November	6,337	
December	7,067	
January	7,504	
February	8,408	
March	9,104	
April	9,531	
May	9,531	
June	9,531	

QUALITY

	Quantity	Base Number	Contract	AT	Region	England
% of FP17s for the same patient ID Re-attending within 3 months - Children	19	528	3.6%	9.8%	12.2%	11.6%
% of FP17s for the same patient ID Re-attending within 3 months - Adults	120	1,341	8.9%	13.9%	15.8%	15.5%
% of FP17s for the same patient ID Re-attending between 3 & 9 months - Children	297	528	56.3%	56.9%	60.3%	58.8%
% of FP17s for the same patient ID Re-attending between 3 & 9 months - Adults	757	1,341	56.5%	52.8%	53.5%	51.1%
% of FP17s for Band 1 Urgent Courses	62	1,697	3.7%	8.0%	9.1%	9.0%
% of FP17s Relating to Free Repair or Replacements	21	1,697	1.2%	1.1%	1.0%	0.8%
% of FP17s Relating to Continuations	14	1,697	0.8%	1.2%	1.0%	0.9%
% of Patients satisfied with the dentistry they have received	1	1	N/A	94.7%	93.6%	93.3%
% of Patients satisfied with the time they had to wait for an appointment	1	1	N/A	91.4%	89.8%	88.9%

* This is based on patients treated on this contract for their most recent course of treatment. Figures in italics indicate the base number of FP17s or Patient Questionnaire responses are less than 100. N/A is shown where the base number of responses is less than 10 during the period. % is calculated as Quantity/Base number*100

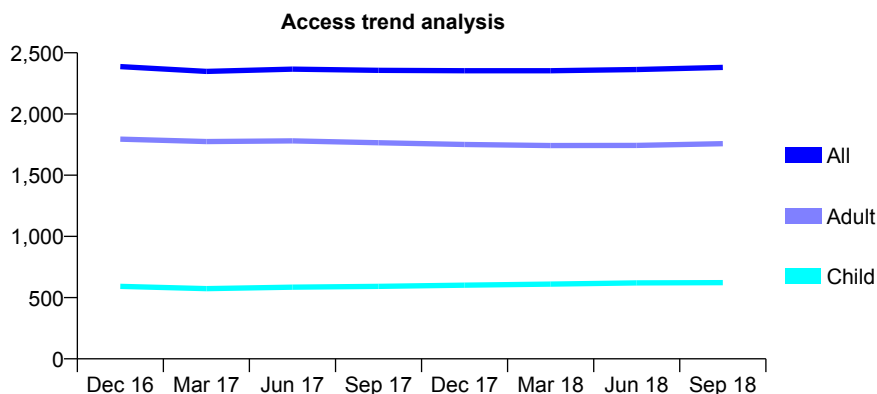
Q49 - Vital Signs At a Glance Contract Report for 329711/0001 - September 2018

Name or company name	MR S NEPALI
Contract type name	GDS Contract
Purpose of contract	General and Orthodontic
Contract start date	01/04/2006
Contract end date	

18/19 Contracted general activity (UDA)	9,100
Carry forward general activity (UDA)	0
18/19 Contracted orthodontic activity (UOA)	250
Carry forward orthodontic activity (UOA)	0
Baseline contract value	£231,550.00

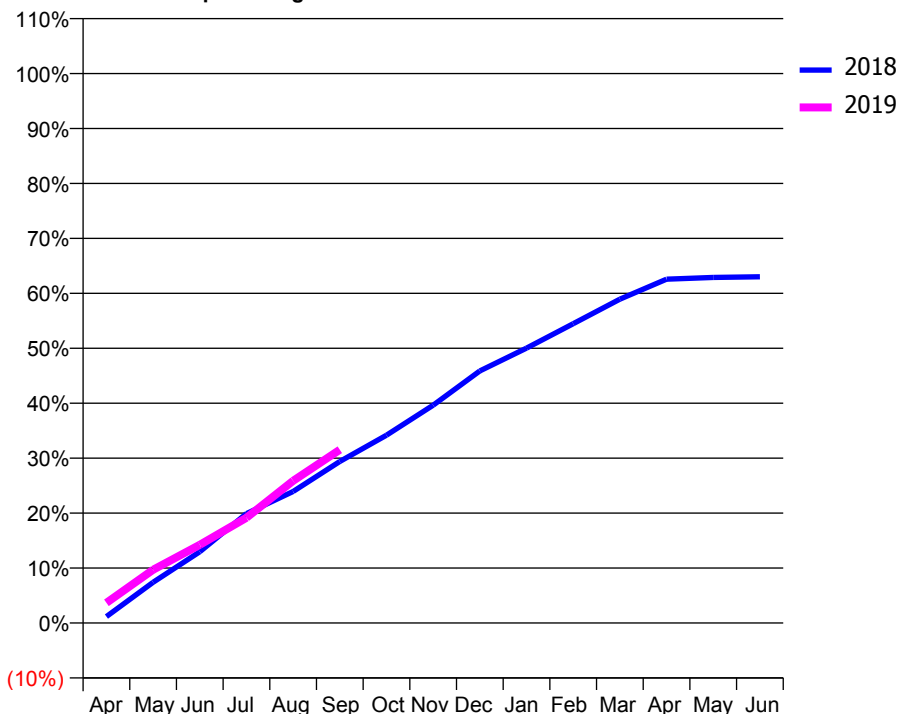
ACCESS*

Patients seen in 24 months	Total	Change since previous quarter
Quarter ending September 2017	2,357	
Quarter ending December 2017	2,353	→
Quarter ending March 2018	2,353	→
Quarter ending June 2018	2,363	→
Quarter ending September 2018	2,381	→
Variance since September 2017	1.0%	→



ACTIVITY

Cumulative percentage of contracted UDA delivered 2018 & 2019



Month	Adjusted Scheduled Activity (UDA)	
	2018	2019
April	108	334
May	675	883
June	1,181	1,295
July	1,812	1,744
August	2,177	2,354
September	2,675	2,870
October	3,111	
November	3,608	
December	4,175	
January	4,552	
February	4,956	
March	5,363	
April	5,693	
May	5,723	
June	5,735	

QUALITY

	Quantity	Base Number	Contract	AT	Region	England
% of FP17s for the same patient ID Re-attending within 3 months - Children	30	435	6.9%	9.8%	12.2%	11.6%
% of FP17s for the same patient ID Re-attending within 3 months - Adults	144	1,158	12.4%	13.9%	15.8%	15.5%
% of FP17s for the same patient ID Re-attending between 3 & 9 months - Children	210	435	48.3%	56.9%	60.3%	58.8%
% of FP17s for the same patient ID Re-attending between 3 & 9 months - Adults	567	1,158	49.0%	52.8%	53.5%	51.1%
% of FP17s for Band 1 Urgent Courses	109	1,233	8.8%	8.0%	9.1%	9.0%
% of FP17s Relating to Free Repair or Replacements	16	1,233	1.3%	1.1%	1.0%	0.8%
% of FP17s Relating to Continuations	13	1,233	1.1%	1.2%	1.0%	0.9%
% of Patients satisfied with the dentistry they have received	1	1	N/A	94.7%	93.6%	93.3%
% of Patients satisfied with the time they had to wait for an appointment	1	1	N/A	91.4%	89.8%	88.9%

* This is based on patients treated on this contract for their most recent course of treatment. Figures in italics indicate the base number of FP17s or Patient Questionnaire responses are less than 100. N/A is shown where the base number of responses is less than 10 during the period. % is calculated as Quantity/Base number*100

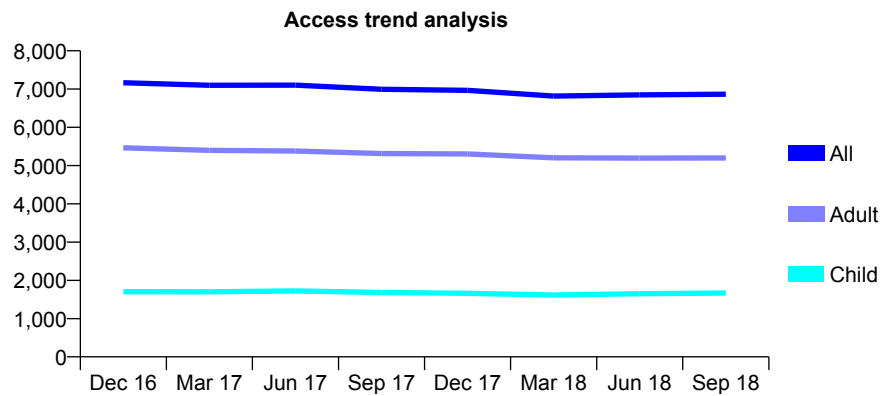
Q49 - Vital Signs At a Glance Contract Report for 331015/0001 - September 2018

Name or company name	MR KC MCCARTHY
Contract type name	GDS Contract
Purpose of contract	General
Contract start date	01/04/2006
Contract end date	

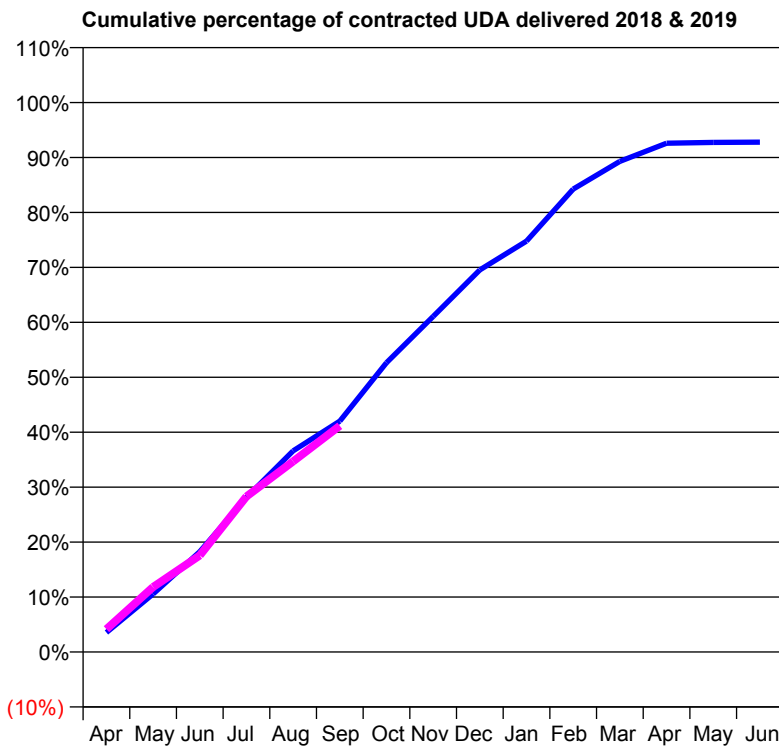
18/19 Contracted general activity (UDA)	16,742
Carry forward general activity (UDA)	0
18/19 Contracted orthodontic activity (UOA)	0
Carry forward orthodontic activity (UOA)	0
Baseline contract value	£452,046.99

ACCESS*

Patients seen in 24 months	Total	Change since previous quarter
Quarter ending September 2017	6,996	
Quarter ending December 2017	6,965	→
Quarter ending March 2018	6,818	↓
Quarter ending June 2018	6,848	→
Quarter ending September 2018	6,867	→
Variance since September 2017	(1.8%)	↓



ACTIVITY



Month	Adjusted Scheduled Activity (UDA)	
	2018	2019
April	579	697
May	1,726	1,982
June	2,982	2,944
July	4,594	4,741
August	5,975	5,808
September	6,860	6,893
October	8,596	
November	9,969	
December	11,352	
January	12,210	
February	13,753	
March	14,579	
April	15,118	
May	15,141	
June	15,148	

QUALITY

	Quantity	Base Number	Contract	AT	Region	England
% of FP17s for the same patient ID Re-attending within 3 months - Children	31	853	3.6%	9.8%	12.2%	11.6%
% of FP17s for the same patient ID Re-attending within 3 months - Adults	223	2,345	9.5%	13.9%	15.8%	15.5%
% of FP17s for the same patient ID Re-attending between 3 & 9 months - Children	160	853	18.8%	56.9%	60.3%	58.8%
% of FP17s for the same patient ID Re-attending between 3 & 9 months - Adults	557	2,345	23.8%	52.8%	53.5%	51.1%
% of FP17s for Band 1 Urgent Courses	132	2,970	4.4%	8.0%	9.1%	9.0%
% of FP17s Relating to Free Repair or Replacements	44	2,970	1.5%	1.1%	1.0%	0.8%
% of FP17s Relating to Continuations	61	2,970	2.1%	1.2%	1.0%	0.9%
% of Patients satisfied with the dentistry they have received	1	1	N/A	94.7%	93.6%	93.3%
% of Patients satisfied with the time they had to wait for an appointment	1	1	N/A	91.4%	89.8%	88.9%

* This is based on patients treated on this contract for their most recent course of treatment. Figures in italics indicate the base number of FP17s or Patient Questionnaire responses are less than 100. N/A is shown where the base number of responses is less than 10 during the period. % is calculated as Quantity/Base number*100

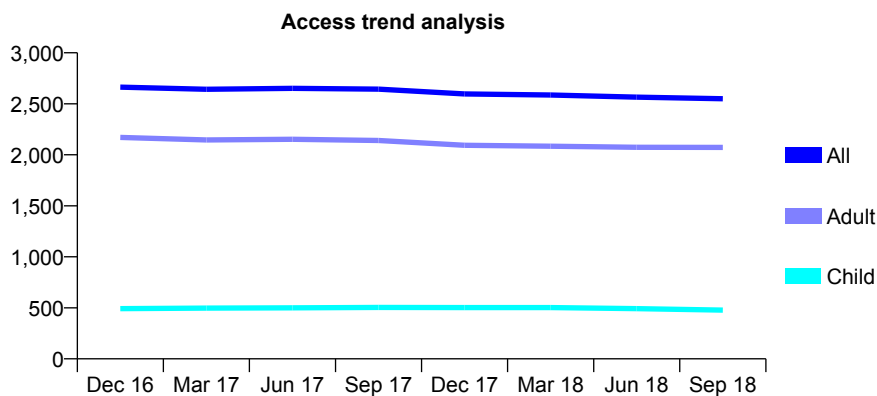
Q49 - Vital Signs At a Glance Contract Report for 333026/0002 - September 2018

Name or company name	MR K NUTT
Contract type name	GDS Contract
Purpose of contract	General
Contract start date	01/04/2006
Contract end date	

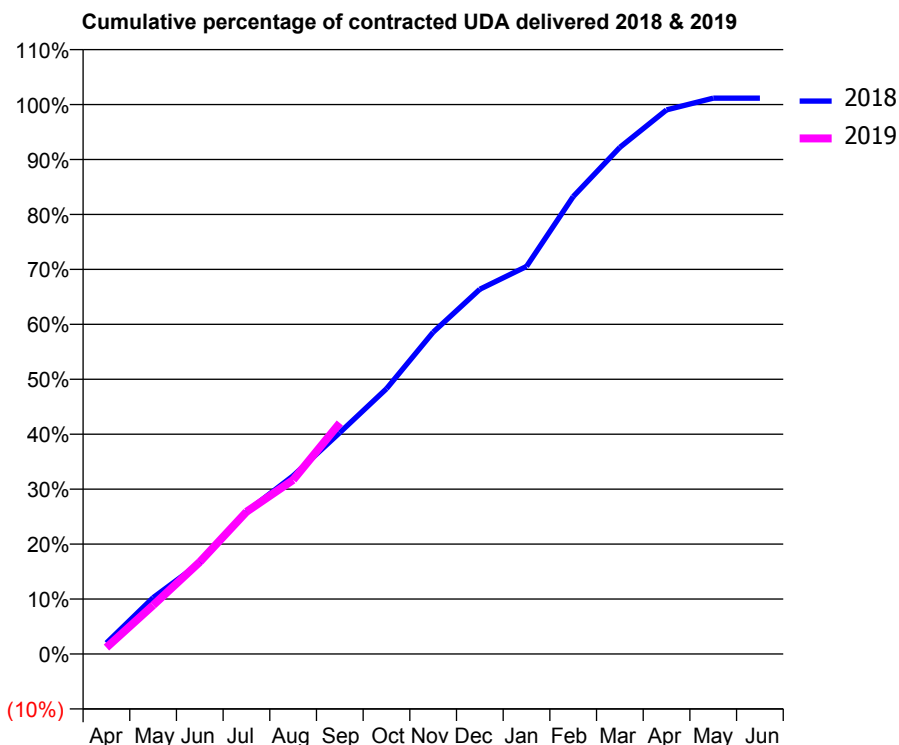
18/19 Contracted general activity (UDA)	8,454
Carry forward general activity (UDA)	-99
18/19 Contracted orthodontic activity (UOA)	0
Carry forward orthodontic activity (UOA)	0
Baseline contract value	£209,927.66

ACCESS*

Patients seen in 24 months	Total	Change since previous quarter
Quarter ending September 2017	2,644	
Quarter ending December 2017	2,597	↓
Quarter ending March 2018	2,586	→
Quarter ending June 2018	2,566	→
Quarter ending September 2018	2,550	→
Variance since September 2017	(3.6%)	↓



ACTIVITY



Adjusted Scheduled Activity (UDA)		
Month	2018	2019
April	169	99
May	867	750
June	1,400	1,417
July	2,190	2,189
August	2,742	2,679
September	3,406	3,553
October	4,082	
November	4,951	
December	5,612	
January	5,963	
February	7,037	
March	7,795	
April	8,371	
May	8,553	
June	8,553	

QUALITY

	Quantity	Base Number	Contract	AT	Region	England
% of FP17s for the same patient ID Re-attending within 3 months - Children	21	390	5.4%	9.8%	12.2%	11.6%
% of FP17s for the same patient ID Re-attending within 3 months - Adults	314	1,759	17.9%	13.9%	15.8%	15.5%
% of FP17s for the same patient ID Re-attending between 3 & 9 months - Children	302	390	77.4%	56.9%	60.3%	58.8%
% of FP17s for the same patient ID Re-attending between 3 & 9 months - Adults	1,112	1,759	63.2%	52.8%	53.5%	51.1%
% of FP17s for Band 1 Urgent Courses	117	1,783	6.6%	8.0%	9.1%	9.0%
% of FP17s Relating to Free Repair or Replacements	15	1,783	0.8%	1.1%	1.0%	0.8%
% of FP17s Relating to Continuations	29	1,783	1.6%	1.2%	1.0%	0.9%
% of Patients satisfied with the dentistry they have received	2	2	N/A	94.7%	93.6%	93.3%
% of Patients satisfied with the time they had to wait for an appointment	2	2	N/A	91.4%	89.8%	88.9%

* This is based on patients treated on this contract for their most recent course of treatment. Figures in italics indicate the base number of FP17s or Patient Questionnaire responses are less than 100. N/A is shown where the base number of responses is less than 10 during the period. % is calculated as Quantity/Base number*100

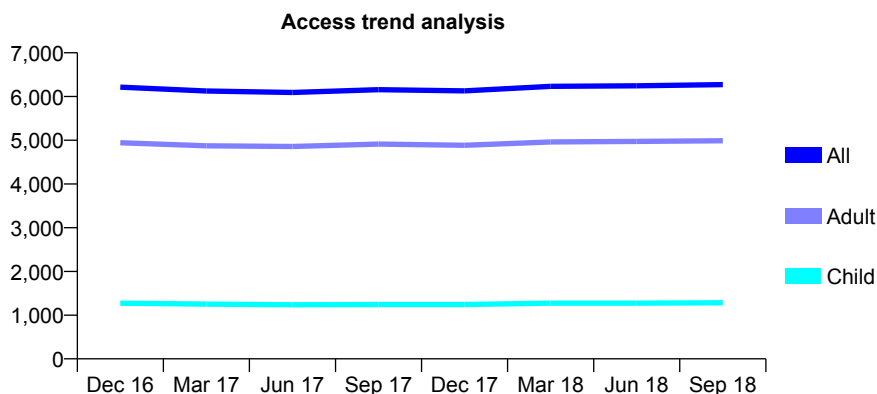
Q49 - Vital Signs At a Glance Contract Report for 334189/0001 - September 2018

Name or company name	MR GW MAW
Contract type name	GDS Contract
Purpose of contract	General
Contract start date	01/04/2006
Contract end date	

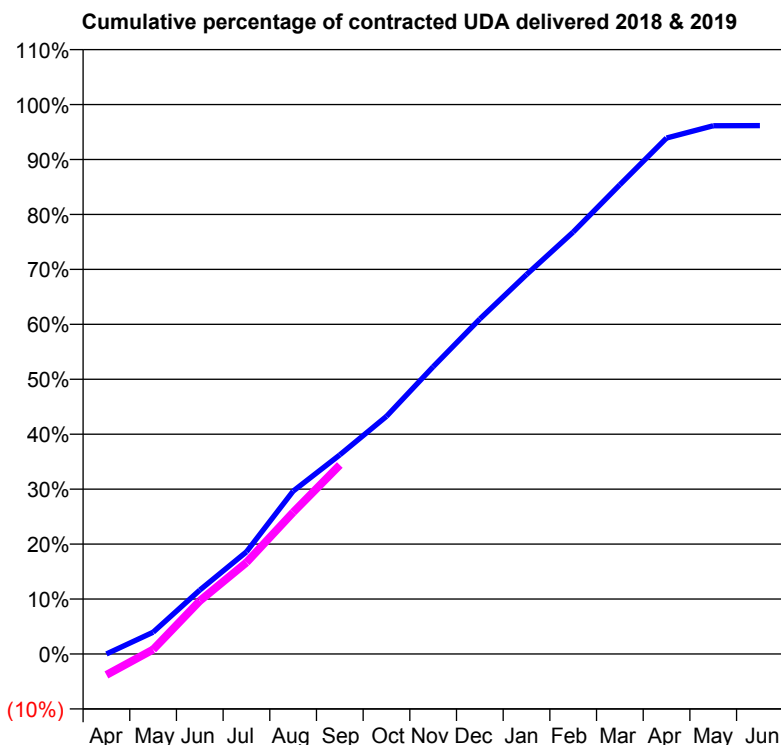
18/19 Contracted general activity (UDA)	19,221
Carry forward general activity (UDA)	736
18/19 Contracted orthodontic activity (UOA)	0
Carry forward orthodontic activity (UOA)	0
Baseline contract value	£447,822.83

ACCESS*

Patients seen in 24 months	Total	Change since previous quarter
Quarter ending September 2017	6,156	
Quarter ending December 2017	6,130	→
Quarter ending March 2018	6,234	→
Quarter ending June 2018	6,246	→
Quarter ending September 2018	6,272	→
Variance since September 2017	1.9%	→



ACTIVITY



Month	Adjusted Scheduled Activity (UDA)	
	2018	2019
April	0	-736
May	762	158
June	2,238	1,859
July	3,576	3,200
August	5,698	4,955
September	6,968	6,613
October	8,313	
November	10,051	
December	11,717	
January	13,273	
February	14,761	
March	16,416	
April	18,049	
May	18,479	
June	18,485	

QUALITY

	Quantity	Base Number	Contract	AT	Region	England
% of FP17s for the same patient ID Re-attending within 3 months - Children	69	985	7.0%	9.8%	12.2%	11.6%
% of FP17s for the same patient ID Re-attending within 3 months - Adults	495	3,534	14.0%	13.9%	15.8%	15.5%
% of FP17s for the same patient ID Re-attending between 3 & 9 months - Children	600	985	60.9%	56.9%	60.3%	58.8%
% of FP17s for the same patient ID Re-attending between 3 & 9 months - Adults	1,980	3,534	56.0%	52.8%	53.5%	51.1%
% of FP17s for Band 1 Urgent Courses	300	3,637	8.2%	8.0%	9.1%	9.0%
% of FP17s Relating to Free Repair or Replacements	30	3,637	0.8%	1.1%	1.0%	0.8%
% of FP17s Relating to Continuations	54	3,637	1.5%	1.2%	1.0%	0.9%
% of Patients satisfied with the dentistry they have received	2	2	N/A	94.7%	93.6%	93.3%
% of Patients satisfied with the time they had to wait for an appointment	2	2	N/A	91.4%	89.8%	88.9%

* This is based on patients treated on this contract for their most recent course of treatment. Figures in italics indicate the base number of FP17s or Patient Questionnaire responses are less than 100. N/A is shown where the base number of responses is less than 10 during the period. % is calculated as Quantity/Base number*100

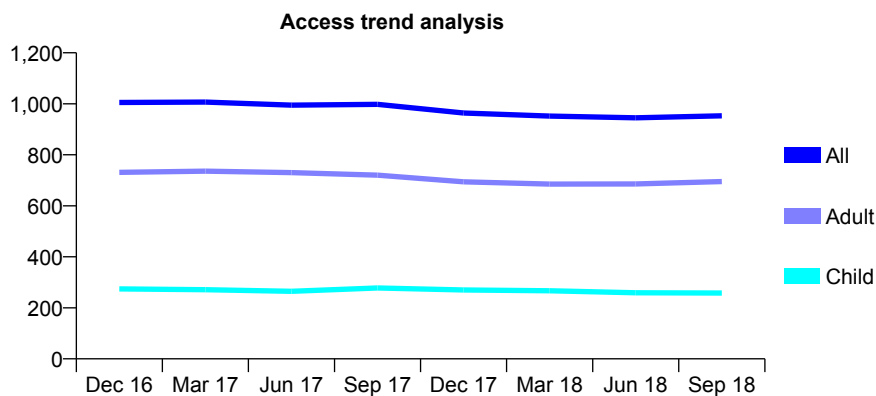
Q49 - Vital Signs At a Glance Contract Report for 334952/0001 - September 2018

Name or company name	MR JP OLD
Contract type name	GDS Contract
Purpose of contract	General
Contract start date	01/04/2006
Contract end date	

18/19 Contracted general activity (UDA)	2,872
Carry forward general activity (UDA)	-144
18/19 Contracted orthodontic activity (UOA)	0
Carry forward orthodontic activity (UOA)	0
Baseline contract value	£83,675.85

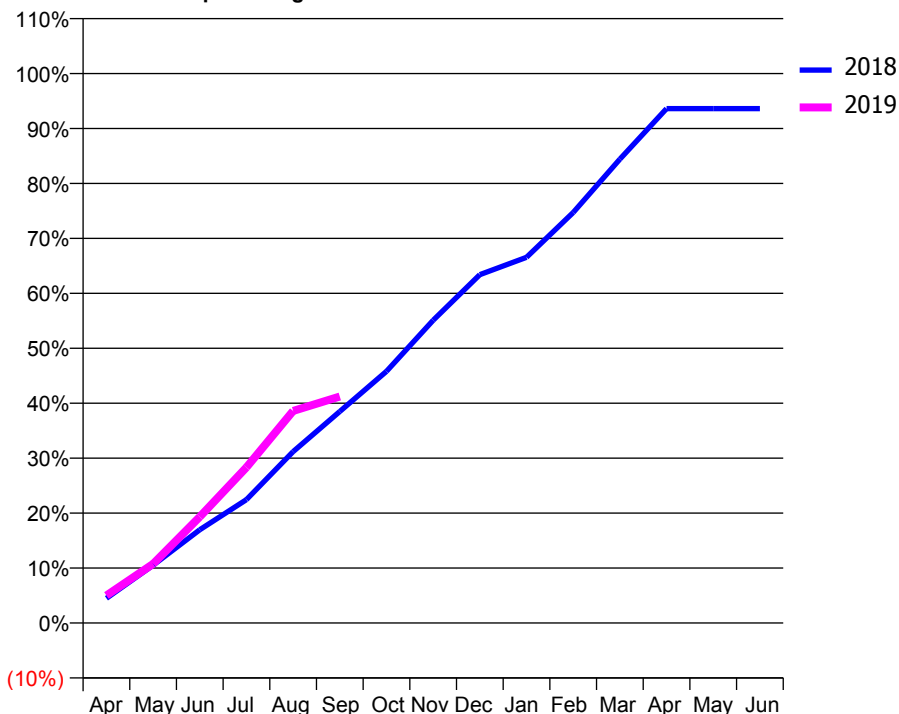
ACCESS*

Patients seen in 24 months	Total	Change since previous quarter
Quarter ending September 2017	998	
Quarter ending December 2017	964	↓
Quarter ending March 2018	952	↓
Quarter ending June 2018	945	→
Quarter ending September 2018	953	→
Variance since September 2017	(4.5%)	↓



ACTIVITY

Cumulative percentage of contracted UDA delivered 2018 & 2019



Month	Adjusted Scheduled Activity (UDA)	
	2018	2019
April	129	144
May	302	309
June	488	555
July	645	814
August	896	1,108
September	1,106	1,184
October	1,316	
November	1,583	
December	1,821	
January	1,911	
February	2,146	
March	2,424	
April	2,689	
May	2,689	
June	2,689	

QUALITY

	Quantity	Base Number	Contract	AT	Region	England
% of FP17s for the same patient ID Re-attending within 3 months - Children	26	223	11.7%	9.8%	12.2%	11.6%
% of FP17s for the same patient ID Re-attending within 3 months - Adults	77	571	13.5%	13.9%	15.8%	15.5%
% of FP17s for the same patient ID Re-attending between 3 & 9 months - Children	156	223	70.0%	56.9%	60.3%	58.8%
% of FP17s for the same patient ID Re-attending between 3 & 9 months - Adults	344	571	60.2%	52.8%	53.5%	51.1%
% of FP17s for Band 1 Urgent Courses	35	634	5.5%	8.0%	9.1%	9.0%
% of FP17s Relating to Free Repair or Replacements	2	634	0.3%	1.1%	1.0%	0.8%
% of FP17s Relating to Continuations	19	634	3.0%	1.2%	1.0%	0.9%
% of Patients satisfied with the dentistry they have received	3	3	N/A	94.7%	93.6%	93.3%
% of Patients satisfied with the time they had to wait for an appointment	3	3	N/A	91.4%	89.8%	88.9%

* This is based on patients treated on this contract for their most recent course of treatment. Figures in italics indicate the base number of FP17s or Patient Questionnaire responses are less than 100. N/A is shown where the base number of responses is less than 10 during the period. % is calculated as Quantity/Base number*100

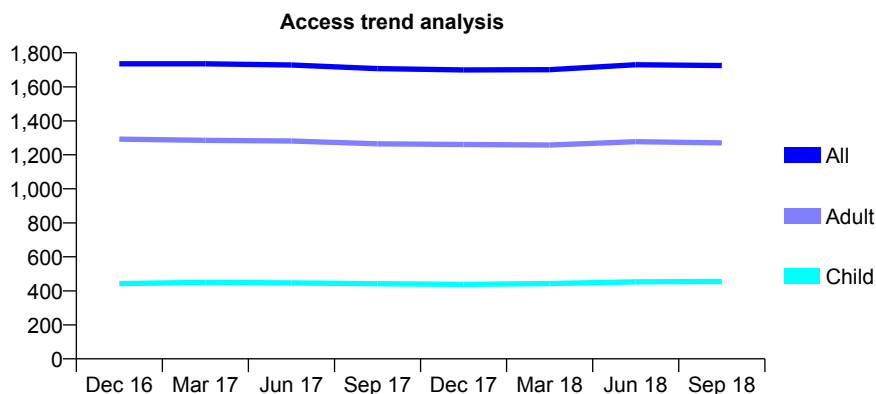
Q49 - Vital Signs At a Glance Contract Report for 334952/0002 - September 2018

Name or company name	MR JP OLD
Contract type name	GDS Contract
Purpose of contract	General
Contract start date	01/04/2006
Contract end date	

18/19 Contracted general activity (UDA)	4,832
Carry forward general activity (UDA)	0
18/19 Contracted orthodontic activity (UOA)	0
Carry forward orthodontic activity (UOA)	0
Baseline contract value	£140,768.16

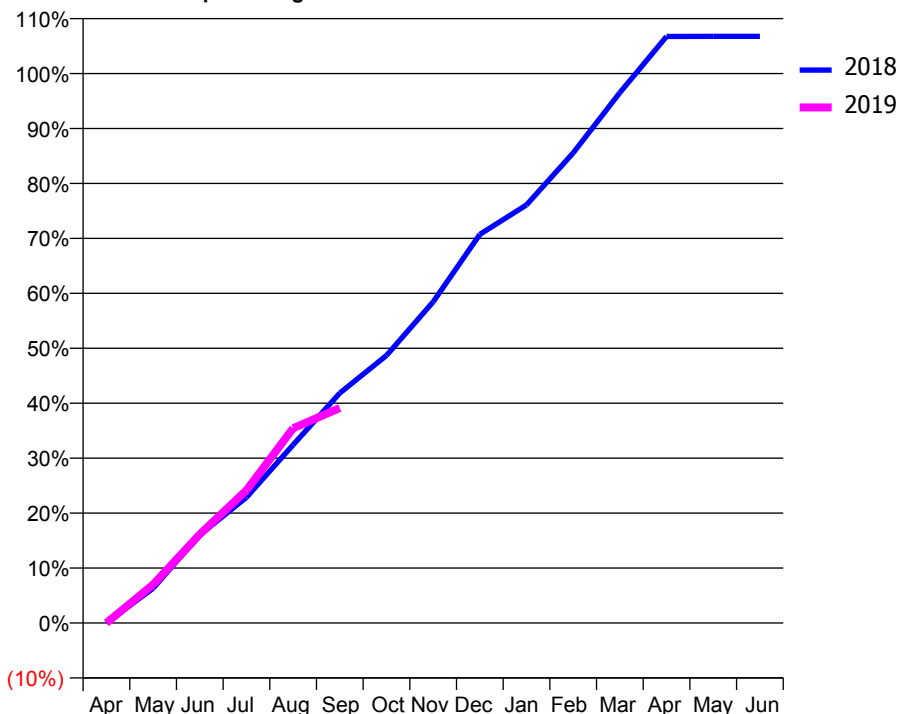
ACCESS*

Patients seen in 24 months	Total	Change since previous quarter
Quarter ending September 2017	1,707	
Quarter ending December 2017	1,699	→
Quarter ending March 2018	1,701	→
Quarter ending June 2018	1,730	→
Quarter ending September 2018	1,725	→
Variance since September 2017	1.1%	→



ACTIVITY

Cumulative percentage of contracted UDA delivered 2018 & 2019



Adjusted Scheduled Activity (UDA)

Month	2018	2019
April	0	0
May	305	338
June	774	780
July	1,105	1,167
August	1,568	1,712
September	2,022	1,890
October	2,352	
November	2,825	
December	3,417	
January	3,677	
February	4,134	
March	4,664	
April	5,158	
May	5,159	
June	5,159	

QUALITY

	Quantity	Base Number	Contract	AT	Region	England
% of FP17s for the same patient ID Re-attending within 3 months - Children	34	403	8.4%	9.8%	12.2%	11.6%
% of FP17s for the same patient ID Re-attending within 3 months - Adults	182	1,081	16.8%	13.9%	15.8%	15.5%
% of FP17s for the same patient ID Re-attending between 3 & 9 months - Children	297	403	73.7%	56.9%	60.3%	58.8%
% of FP17s for the same patient ID Re-attending between 3 & 9 months - Adults	668	1,081	61.8%	52.8%	53.5%	51.1%
% of FP17s for Band 1 Urgent Courses	66	1,178	5.6%	8.0%	9.1%	9.0%
% of FP17s Relating to Free Repair or Replacements	4	1,178	0.3%	1.1%	1.0%	0.8%
% of FP17s Relating to Continuations	22	1,178	1.9%	1.2%	1.0%	0.9%
% of Patients satisfied with the dentistry they have received	5	5	N/A	94.7%	93.6%	93.3%
% of Patients satisfied with the time they had to wait for an appointment	5	5	N/A	91.4%	89.8%	88.9%

* This is based on patients treated on this contract for their most recent course of treatment. Figures in italics indicate the base number of FP17s or Patient Questionnaire responses are less than 100. N/A is shown where the base number of responses is less than 10 during the period. % is calculated as Quantity/Base number*100

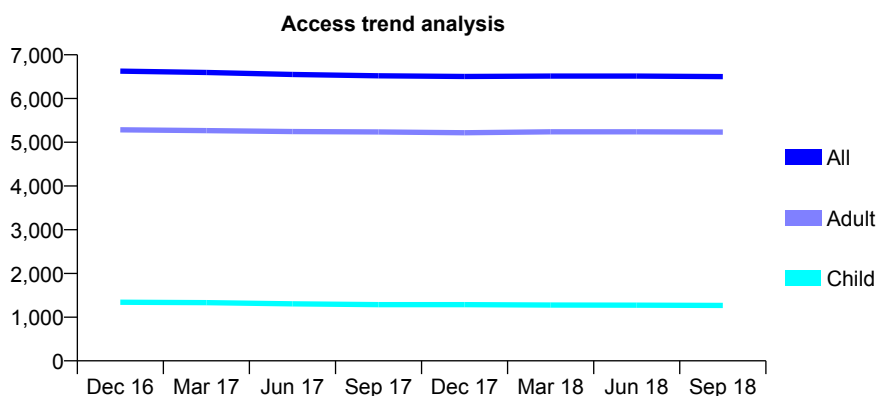
Q49 - Vital Signs At a Glance Contract Report for 336610/0001 - September 2018

Name or company name	MISS EL ALPIN
Contract type name	GDS Contract
Purpose of contract	General
Contract start date	01/04/2006
Contract end date	

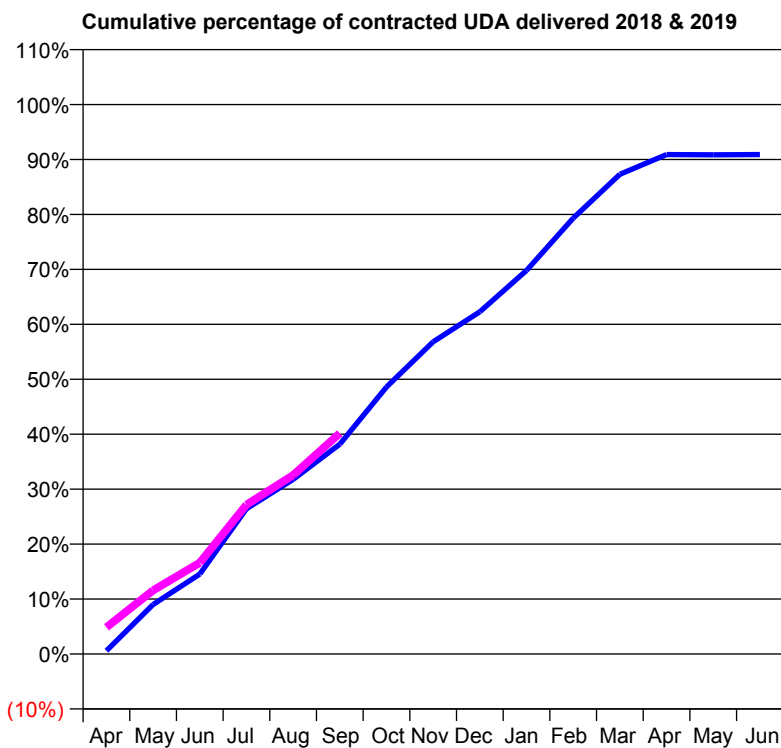
18/19 Contracted general activity (UDA)	22,901
Carry forward general activity (UDA)	0
18/19 Contracted orthodontic activity (UOA)	0
Carry forward orthodontic activity (UOA)	0
Baseline contract value	£521,273.17

ACCESS*

Patients seen in 24 months	Total	Change since previous quarter
Quarter ending September 2017	6,519	
Quarter ending December 2017	6,503	→
Quarter ending March 2018	6,514	→
Quarter ending June 2018	6,513	→
Quarter ending September 2018	6,501	→
Variance since September 2017	(0.3%)	→



ACTIVITY



Month	Adjusted Scheduled Activity (UDA)	
	2018	2019
April	137	1,112
May	2,062	2,653
June	3,330	3,804
July	6,054	6,224
August	7,275	7,453
September	8,743	9,203
October	11,128	
November	13,014	
December	14,264	
January	15,984	
February	18,162	
March	19,993	
April	20,812	
May	20,806	
June	20,816	

QUALITY

	Quantity	Base Number	Contract	AT	Region	England
% of FP17s for the same patient ID Re-attending within 3 months - Children	71	1,008	7.0%	9.8%	12.2%	11.6%
% of FP17s for the same patient ID Re-attending within 3 months - Adults	453	3,642	12.4%	13.9%	15.8%	15.5%
% of FP17s for the same patient ID Re-attending between 3 & 9 months - Children	640	1,008	63.5%	56.9%	60.3%	58.8%
% of FP17s for the same patient ID Re-attending between 3 & 9 months - Adults	2,000	3,642	54.9%	52.8%	53.5%	51.1%
% of FP17s for Band 1 Urgent Courses	199	4,356	4.6%	8.0%	9.1%	9.0%
% of FP17s Relating to Free Repair or Replacements	70	4,356	1.6%	1.1%	1.0%	0.8%
% of FP17s Relating to Continuations	95	4,356	2.2%	1.2%	1.0%	0.9%
% of Patients satisfied with the dentistry they have received	5	5	N/A	94.7%	93.6%	93.3%
% of Patients satisfied with the time they had to wait for an appointment	5	5	N/A	91.4%	89.8%	88.9%

* This is based on patients treated on this contract for their most recent course of treatment. Figures in italics indicate the base number of FP17s or Patient Questionnaire responses are less than 100. N/A is shown where the base number of responses is less than 10 during the period. % is calculated as Quantity/Base number*100

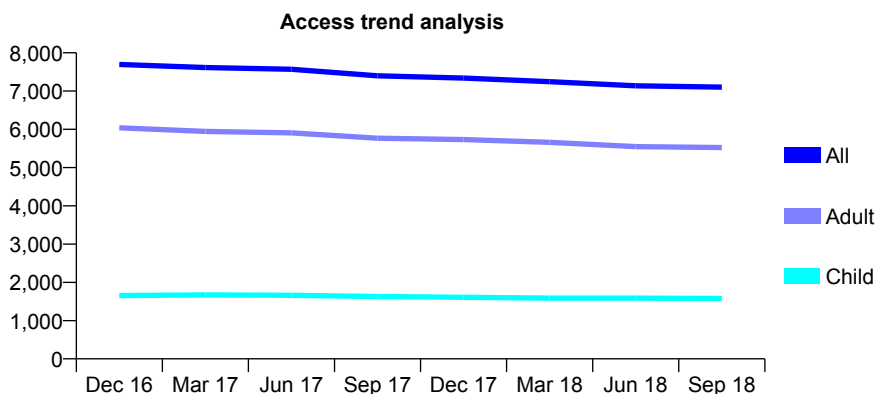
Q49 - Vital Signs At a Glance Contract Report for 336610/0002 - September 2018

Name or company name	MISS EL ALPIN
Contract type name	GDS Contract
Purpose of contract	General
Contract start date	01/02/2007
Contract end date	

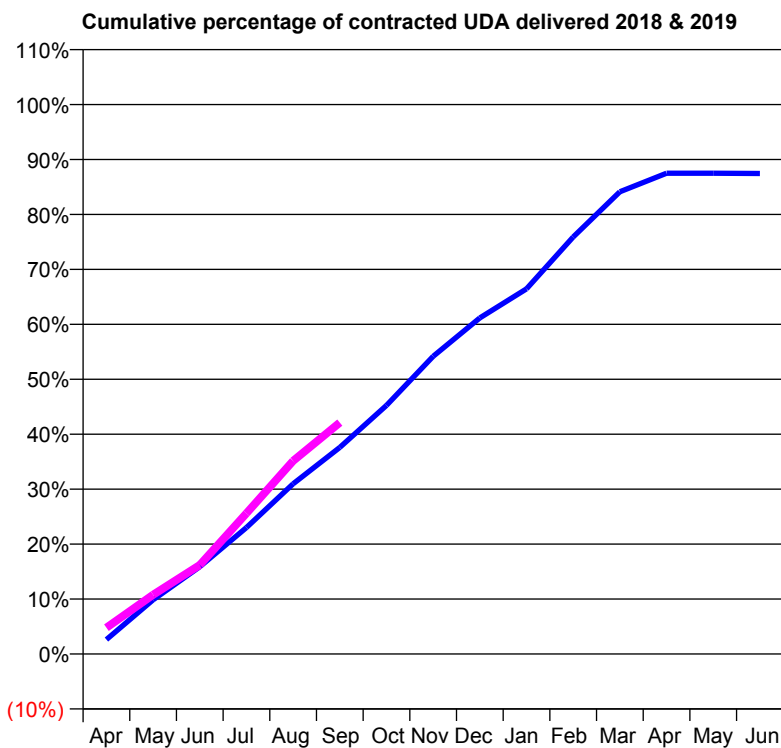
18/19 Contracted general activity (UDA)	21,500
Carry forward general activity (UDA)	0
18/19 Contracted orthodontic activity (UOA)	0
Carry forward orthodontic activity (UOA)	0
Baseline contract value	£596,185.44

ACCESS*

Patients seen in 24 months	Total	Change since previous quarter
Quarter ending September 2017	7,397	
Quarter ending December 2017	7,341	→
Quarter ending March 2018	7,246	↓
Quarter ending June 2018	7,137	↓
Quarter ending September 2018	7,102	→
Variance since September 2017	(4.0%)	↓



ACTIVITY



Month	Adjusted Scheduled Activity (UDA)	
	2018	2019
April	590	1,030
May	2,221	2,319
June	3,575	3,481
July	5,177	5,509
August	6,971	7,557
September	8,459	9,052
October	10,180	
November	12,188	
December	13,760	
January	14,952	
February	17,079	
March	18,929	
April	19,689	
May	19,688	
June	19,676	

QUALITY

	Quantity	Base Number	Contract	AT	Region	England
% of FP17s for the same patient ID Re-attending within 3 months - Children	57	1,074	5.3%	9.8%	12.2%	11.6%
% of FP17s for the same patient ID Re-attending within 3 months - Adults	432	3,626	11.9%	13.9%	15.8%	15.5%
% of FP17s for the same patient ID Re-attending between 3 & 9 months - Children	580	1,074	54.0%	56.9%	60.3%	58.8%
% of FP17s for the same patient ID Re-attending between 3 & 9 months - Adults	1,919	3,626	52.9%	52.8%	53.5%	51.1%
% of FP17s for Band 1 Urgent Courses	191	4,387	4.4%	8.0%	9.1%	9.0%
% of FP17s Relating to Free Repair or Replacements	65	4,387	1.5%	1.1%	1.0%	0.8%
% of FP17s Relating to Continuations	87	4,387	2.0%	1.2%	1.0%	0.9%
% of Patients satisfied with the dentistry they have received	7	7	N/A	94.7%	93.6%	93.3%
% of Patients satisfied with the time they had to wait for an appointment	7	7	N/A	91.4%	89.8%	88.9%

* This is based on patients treated on this contract for their most recent course of treatment. Figures in italics indicate the base number of FP17s or Patient Questionnaire responses are less than 100. N/A is shown where the base number of responses is less than 10 during the period. % is calculated as Quantity/Base number*100

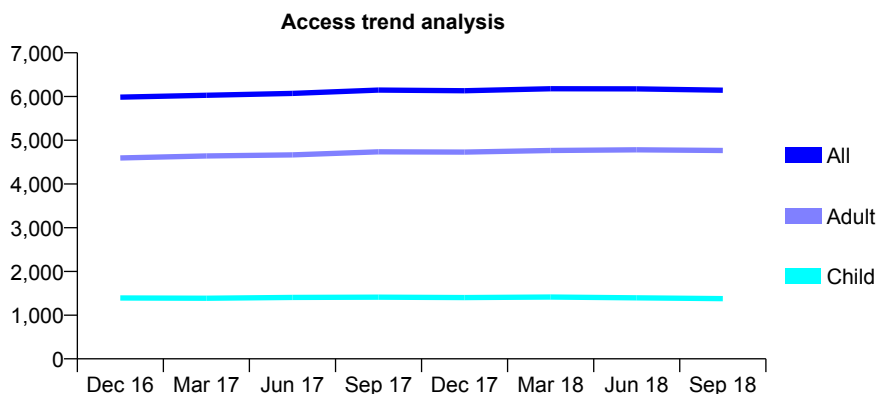
Q49 - Vital Signs At a Glance Contract Report for 336610/0003 - September 2018

Name or company name	MISS EL ALPIN
Contract type name	GDS Contract
Purpose of contract	General
Contract start date	08/02/2007
Contract end date	

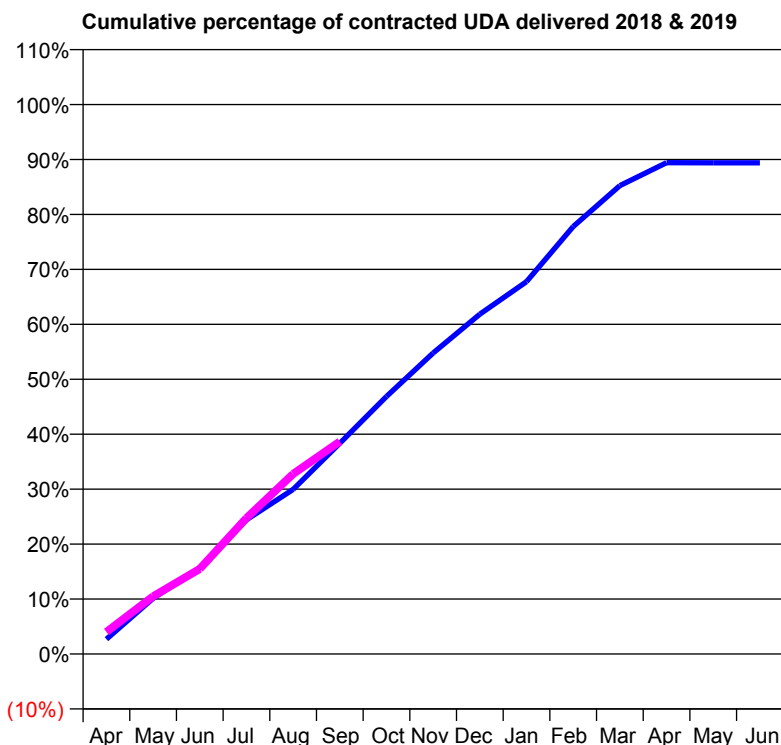
18/19 Contracted general activity (UDA)	19,468
Carry forward general activity (UDA)	0
18/19 Contracted orthodontic activity (UOA)	0
Carry forward orthodontic activity (UOA)	0
Baseline contract value	£421,491.07

ACCESS*

Patients seen in 24 months	Total	Change since previous quarter
Quarter ending September 2017	6,146	
Quarter ending December 2017	6,131	→
Quarter ending March 2018	6,179	→
Quarter ending June 2018	6,176	→
Quarter ending September 2018	6,143	→
Variance since September 2017	(0.0%)	→



ACTIVITY



Month	Adjusted Scheduled Activity (UDA)	
	2018	2019
April	525	781
May	1,969	2,042
June	3,045	3,019
July	4,743	4,817
August	5,816	6,382
September	7,449	7,530
October	9,102	
November	10,640	
December	12,011	
January	13,158	
February	15,106	
March	16,550	
April	17,362	
May	17,357	
June	17,356	

QUALITY

	Quantity	Base Number	Contract	AT	Region	England
% of FP17s for the same patient ID Re-attending within 3 months - Children	36	945	3.8%	9.8%	12.2%	11.6%
% of FP17s for the same patient ID Re-attending within 3 months - Adults	318	3,046	10.4%	13.9%	15.8%	15.5%
% of FP17s for the same patient ID Re-attending between 3 & 9 months - Children	549	945	58.1%	56.9%	60.3%	58.8%
% of FP17s for the same patient ID Re-attending between 3 & 9 months - Adults	1,677	3,046	55.1%	52.8%	53.5%	51.1%
% of FP17s for Band 1 Urgent Courses	140	3,616	3.9%	8.0%	9.1%	9.0%
% of FP17s Relating to Free Repair or Replacements	80	3,616	2.2%	1.1%	1.0%	0.8%
% of FP17s Relating to Continuations	64	3,616	1.8%	1.2%	1.0%	0.9%
% of Patients satisfied with the dentistry they have received	3	4	N/A	94.7%	93.6%	93.3%
% of Patients satisfied with the time they had to wait for an appointment	4	4	N/A	91.4%	89.8%	88.9%

* This is based on patients treated on this contract for their most recent course of treatment. Figures in italics indicate the base number of FP17s or Patient Questionnaire responses are less than 100. N/A is shown where the base number of responses is less than 10 during the period. % is calculated as Quantity/Base number*100

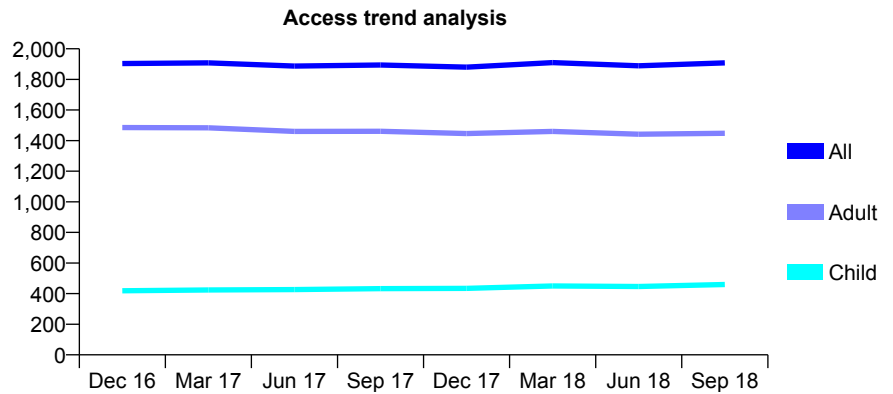
Q49 - Vital Signs At a Glance Contract Report for 336610/0004 - September 2018

Name or company name	MISS EL ALPIN
Contract type name	GDS Contract
Purpose of contract	General
Contract start date	01/05/2010
Contract end date	

18/19 Contracted general activity (UDA)	6,000
Carry forward general activity (UDA)	0
18/19 Contracted orthodontic activity (UOA)	0
Carry forward orthodontic activity (UOA)	0
Baseline contract value	£130,166.02

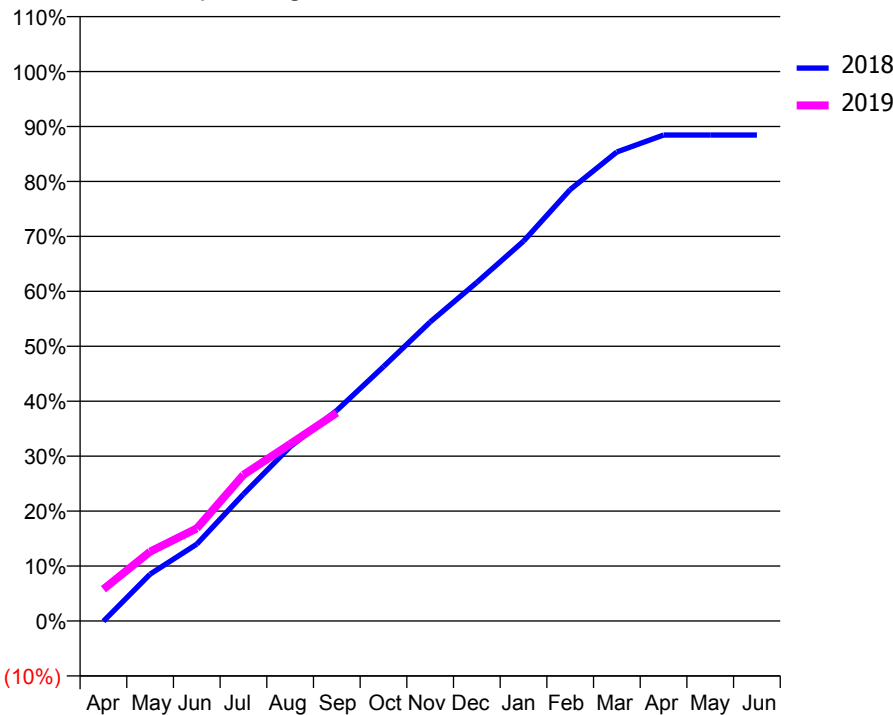
ACCESS*

Patients seen in 24 months	Total	Change since previous quarter
Quarter ending September 2017	1,894	
Quarter ending December 2017	1,880	→
Quarter ending March 2018	1,910	→
Quarter ending June 2018	1,889	↓
Quarter ending September 2018	1,908	→
Variance since September 2017	0.7%	→



ACTIVITY

Cumulative percentage of contracted UDA delivered 2018 & 2019



Month	Adjusted Scheduled Activity (UDA)	
	2018	2019
April	-4	347
May	512	757
June	840	1,012
July	1,385	1,596
August	1,903	1,933
September	2,299	2,274
October	2,778	
November	3,265	
December	3,697	
January	4,147	
February	4,711	
March	5,122	
April	5,307	
May	5,307	
June	5,307	

QUALITY

	Quantity	Base Number	Contract	AT	Region	England
% of FP17s for the same patient ID Re-attending within 3 months - Children	22	321	6.9%	9.8%	12.2%	11.6%
% of FP17s for the same patient ID Re-attending within 3 months - Adults	126	925	13.6%	13.9%	15.8%	15.5%
% of FP17s for the same patient ID Re-attending between 3 & 9 months - Children	187	321	58.3%	56.9%	60.3%	58.8%
% of FP17s for the same patient ID Re-attending between 3 & 9 months - Adults	454	925	49.1%	52.8%	53.5%	51.1%
% of FP17s for Band 1 Urgent Courses	84	1,164	7.2%	8.0%	9.1%	9.0%
% of FP17s Relating to Free Repair or Replacements	23	1,164	2.0%	1.1%	1.0%	0.8%
% of FP17s Relating to Continuations	23	1,164	2.0%	1.2%	1.0%	0.9%
% of Patients satisfied with the dentistry they have received	4	4	N/A	94.7%	93.6%	93.3%
% of Patients satisfied with the time they had to wait for an appointment	4	4	N/A	91.4%	89.8%	88.9%

* This is based on patients treated on this contract for their most recent course of treatment. Figures in italics indicate the base number of FP17s or Patient Questionnaire responses are less than 100. N/A is shown where the base number of responses is less than 10 during the period. % is calculated as Quantity/Base number*100

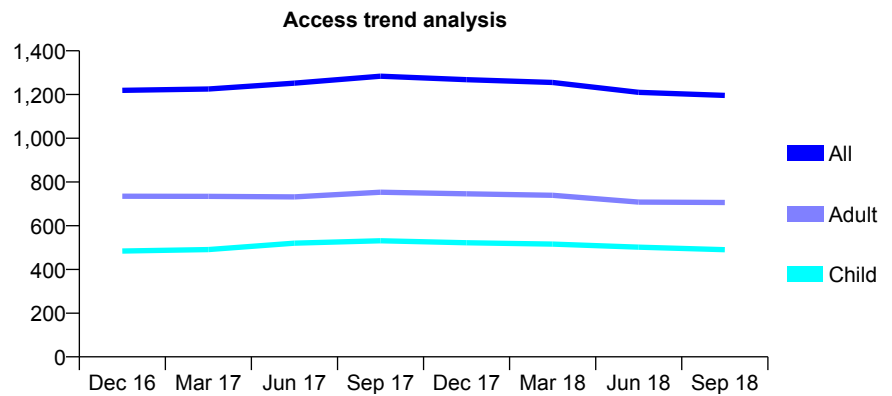
Q49 - Vital Signs At a Glance Contract Report for 338206/0001 - September 2018

Name or company name	MRS J CANTY
Contract type name	GDS Contract
Purpose of contract	General and Orthodontic
Contract start date	01/04/2006
Contract end date	

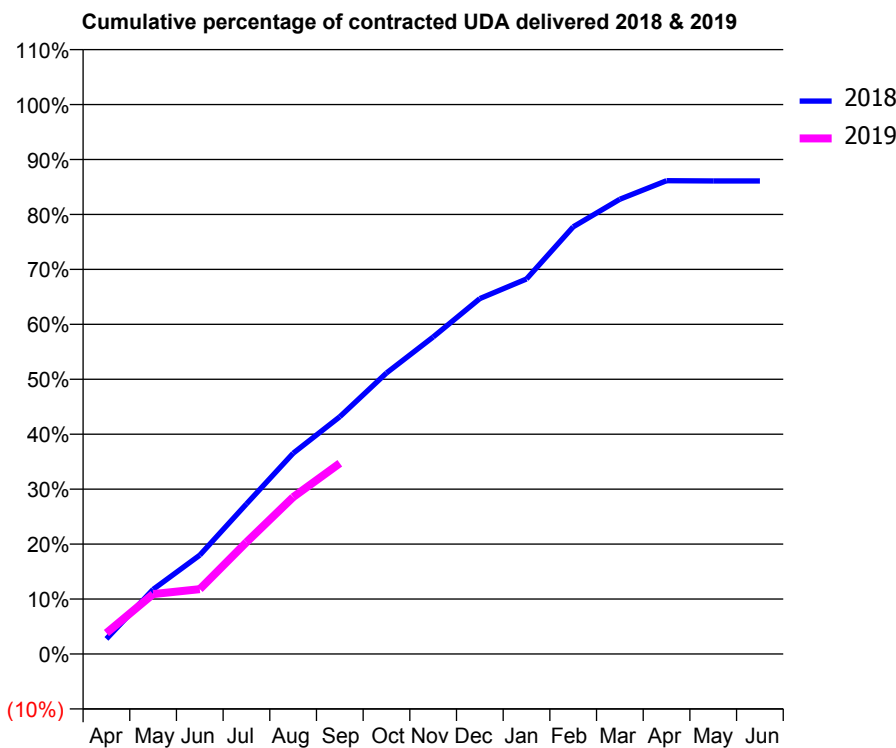
18/19 Contracted general activity (UDA)	5,000
Carry forward general activity (UDA)	0
18/19 Contracted orthodontic activity (UOA)	0
Carry forward orthodontic activity (UOA)	0
Baseline contract value	£122,492.80

ACCESS*

Patients seen in 24 months	Total	Change since previous quarter
Quarter ending September 2017	1,284	
Quarter ending December 2017	1,268	↓
Quarter ending March 2018	1,255	↓
Quarter ending June 2018	1,210	↓
Quarter ending September 2018	1,196	↓
Variance since September 2017	(6.9%)	↓



ACTIVITY



Adjusted Scheduled Activity (UDA)		
Month	2018	2019
April	146	191
May	623	545
June	954	590
July	1,448	1,018
August	1,936	1,428
September	2,289	1,735
October	2,711	
November	3,058	
December	3,428	
January	3,618	
February	4,121	
March	4,386	
April	4,565	
May	4,562	
June	4,562	

QUALITY

	Quantity	Base Number	Contract	AT	Region	England
% of FP17s for the same patient ID Re-attending within 3 months - Children	11	271	4.1%	9.8%	12.2%	11.6%
% of FP17s for the same patient ID Re-attending within 3 months - Adults	64	394	16.2%	13.9%	15.8%	15.5%
% of FP17s for the same patient ID Re-attending between 3 & 9 months - Children	128	271	47.2%	56.9%	60.3%	58.8%
% of FP17s for the same patient ID Re-attending between 3 & 9 months - Adults	164	394	41.6%	52.8%	53.5%	51.1%
% of FP17s for Band 1 Urgent Courses	36	612	5.9%	8.0%	9.1%	9.0%
% of FP17s Relating to Free Repair or Replacements	0	612	0.0%	1.1%	1.0%	0.8%
% of FP17s Relating to Continuations	1	612	0.2%	1.2%	1.0%	0.9%
% of Patients satisfied with the dentistry they have received	1	1	N/A	94.7%	93.6%	93.3%
% of Patients satisfied with the time they had to wait for an appointment	1	1	N/A	91.4%	89.8%	88.9%

* This is based on patients treated on this contract for their most recent course of treatment. Figures in italics indicate the base number of FP17s or Patient Questionnaire responses are less than 100. N/A is shown where the base number of responses is less than 10 during the period. % is calculated as Quantity/Base number*100

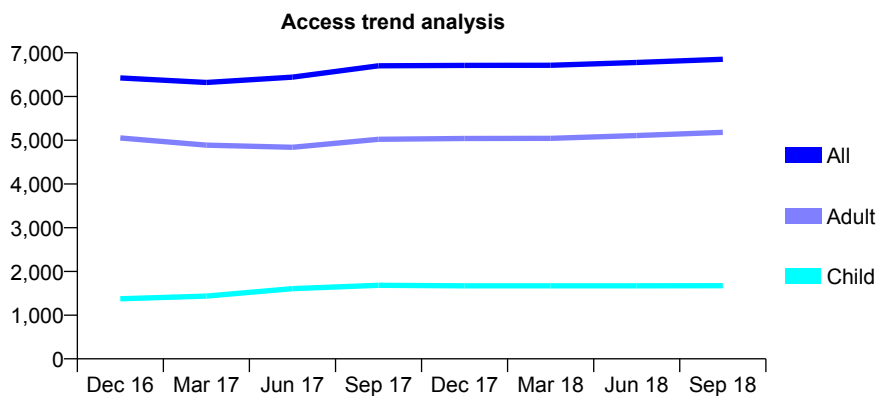
Q49 - Vital Signs At a Glance Contract Report for 340103/0001 - September 2018

Name or company name	MRS JA COATES
Contract type name	GDS Contract
Purpose of contract	General
Contract start date	07/06/2007
Contract end date	

18/19 Contracted general activity (UDA)	20,527
Carry forward general activity (UDA)	0
18/19 Contracted orthodontic activity (UOA)	0
Carry forward orthodontic activity (UOA)	0
Baseline contract value	£580,437.62

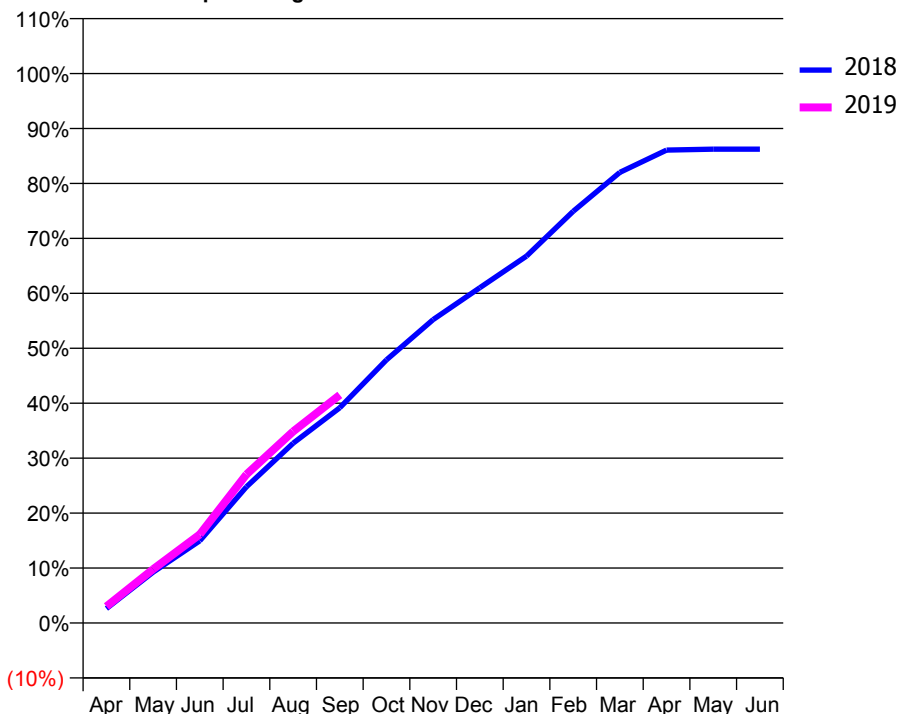
ACCESS*

Patients seen in 24 months	Total	Change since previous quarter
Quarter ending September 2017	6,704	
Quarter ending December 2017	6,711	→
Quarter ending March 2018	6,714	→
Quarter ending June 2018	6,779	→
Quarter ending September 2018	6,853	→
Variance since September 2017	2.2%	↑



ACTIVITY

Cumulative percentage of contracted UDA delivered 2018 & 2019



Adjusted Scheduled Activity (UDA)		
Month	2018	2019
April	563	619
May	1,972	2,008
June	3,192	3,310
July	5,286	5,551
August	6,978	7,156
September	8,357	8,521
October	10,213	
November	11,777	
December	13,013	
January	14,239	
February	15,979	
March	17,488	
April	18,357	
May	18,391	
June	18,391	

QUALITY

	Quantity	Base Number	Contract	AT	Region	England
% of FP17s for the same patient ID Re-attending within 3 months - Children	80	990	8.1%	9.8%	12.2%	11.6%
% of FP17s for the same patient ID Re-attending within 3 months - Adults	548	3,439	15.9%	13.9%	15.8%	15.5%
% of FP17s for the same patient ID Re-attending between 3 & 9 months - Children	465	990	47.0%	56.9%	60.3%	58.8%
% of FP17s for the same patient ID Re-attending between 3 & 9 months - Adults	1,481	3,439	43.1%	52.8%	53.5%	51.1%
% of FP17s for Band 1 Urgent Courses	535	4,062	13.2%	8.0%	9.1%	9.0%
% of FP17s Relating to Free Repair or Replacements	91	4,062	2.2%	1.1%	1.0%	0.8%
% of FP17s Relating to Continuations	47	4,062	1.2%	1.2%	1.0%	0.9%
% of Patients satisfied with the dentistry they have received	8	8	N/A	94.7%	93.6%	93.3%
% of Patients satisfied with the time they had to wait for an appointment	6	8	N/A	91.4%	89.8%	88.9%

* This is based on patients treated on this contract for their most recent course of treatment. Figures in italics indicate the base number of FP17s or Patient Questionnaire responses are less than 100. N/A is shown where the base number of responses is less than 10 during the period. % is calculated as Quantity/Base number*100

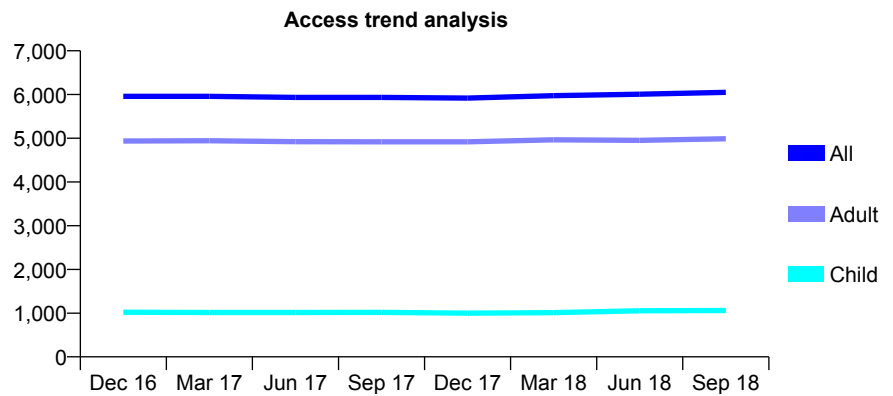
Q49 - Vital Signs At a Glance Contract Report for 341894/0001 - September 2018

Name or company name	MR YA NOJIB
Contract type name	GDS Contract
Purpose of contract	General
Contract start date	14/04/2007
Contract end date	

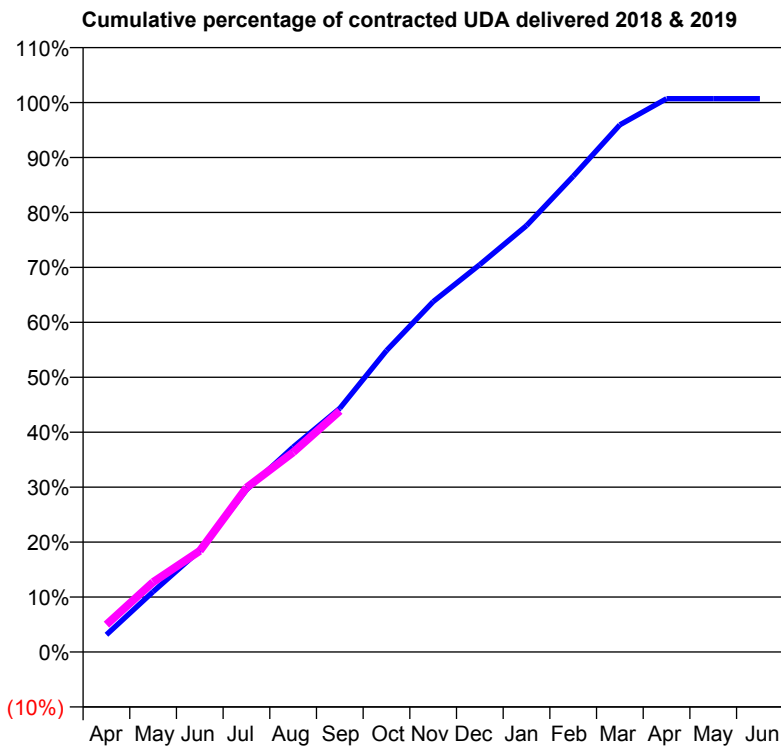
18/19 Contracted general activity (UDA)	18,117
Carry forward general activity (UDA)	-128
18/19 Contracted orthodontic activity (UOA)	0
Carry forward orthodontic activity (UOA)	0
Baseline contract value	£491,369.64

ACCESS*

Patients seen in 24 months	Total	Change since previous quarter
Quarter ending September 2017	5,935	
Quarter ending December 2017	5,919	→
Quarter ending March 2018	5,974	→
Quarter ending June 2018	6,006	→
Quarter ending September 2018	6,049	→
Variance since September 2017	1.9%	→



ACTIVITY



Month	Adjusted Scheduled Activity (UDA)	
	2018	2019
April	571	903
May	1,990	2,305
June	3,353	3,335
July	5,348	5,418
August	6,755	6,584
September	8,035	7,950
October	9,939	
November	11,553	
December	12,774	
January	14,060	
February	15,685	
March	17,380	
April	18,243	
May	18,244	
June	18,245	

QUALITY

	Quantity	Base Number	Contract	AT	Region	England
% of FP17s for the same patient ID Re-attending within 3 months - Children	50	936	5.3%	9.8%	12.2%	11.6%
% of FP17s for the same patient ID Re-attending within 3 months - Adults	521	4,099	12.7%	13.9%	15.8%	15.5%
% of FP17s for the same patient ID Re-attending between 3 & 9 months - Children	605	936	64.6%	56.9%	60.3%	58.8%
% of FP17s for the same patient ID Re-attending between 3 & 9 months - Adults	2,772	4,099	67.6%	52.8%	53.5%	51.1%
% of FP17s for Band 1 Urgent Courses	140	4,279	3.3%	8.0%	9.1%	9.0%
% of FP17s Relating to Free Repair or Replacements	74	4,279	1.7%	1.1%	1.0%	0.8%
% of FP17s Relating to Continuations	94	4,279	2.2%	1.2%	1.0%	0.9%
% of Patients satisfied with the dentistry they have received	6	6	N/A	94.7%	93.6%	93.3%
% of Patients satisfied with the time they had to wait for an appointment	6	6	N/A	91.4%	89.8%	88.9%

* This is based on patients treated on this contract for their most recent course of treatment. Figures in italics indicate the base number of FP17s or Patient Questionnaire responses are less than 100. N/A is shown where the base number of responses is less than 10 during the period. % is calculated as Quantity/Base number*100

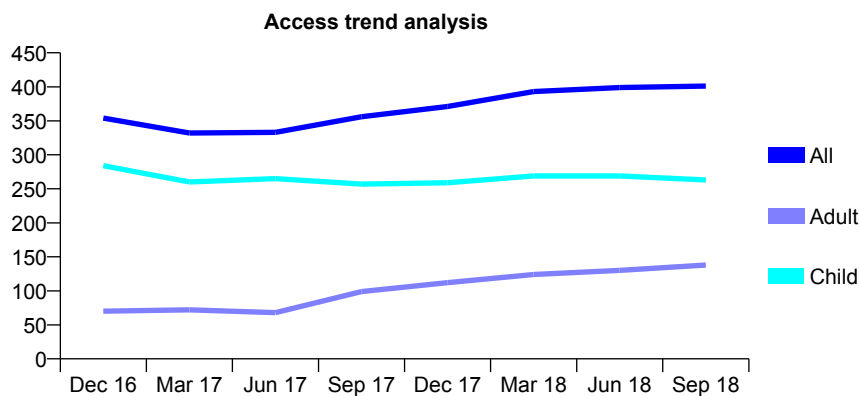
Q49 - Vital Signs At a Glance Contract Report for 341894/0004 - September 2018

Name or company name	MR YA NOJIB
Contract type name	GDS Contract
Purpose of contract	General
Contract start date	01/04/2011
Contract end date	

18/19 Contracted general activity (UDA)	2,031
Carry forward general activity (UDA)	0
18/19 Contracted orthodontic activity (UOA)	0
Carry forward orthodontic activity (UOA)	0
Baseline contract value	£44,052.10

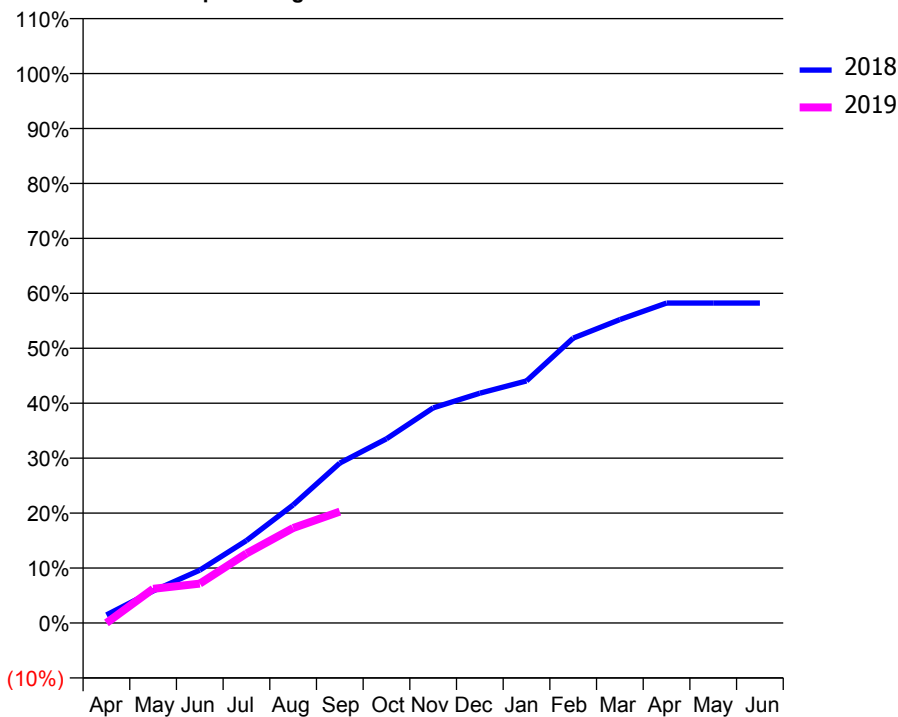
ACCESS*

Patients seen in 24 months	Total	Change since previous quarter
Quarter ending September 2017	356	
Quarter ending December 2017	371	↑
Quarter ending March 2018	393	↑
Quarter ending June 2018	399	→
Quarter ending September 2018	401	→
Variance since September 2017	12.6%	↑



ACTIVITY

Cumulative percentage of contracted UDA delivered 2018 & 2019



Month	Adjusted Scheduled Activity (UDA)	
	2018	2019
April	30	0
May	118	126
June	196	145
July	305	257
August	437	351
September	591	412
October	681	
November	795	
December	850	
January	895	
February	1,053	
March	1,121	
April	1,183	
May	1,183	
June	1,183	

QUALITY

	Quantity	Base Number	Contract	AT	Region	England
% of FP17s for the same patient ID Re-attending within 3 months - Children	16	239	6.7%	9.8%	12.2%	11.6%
% of FP17s for the same patient ID Re-attending within 3 months - Adults	12	79	15.2%	13.9%	15.8%	15.5%
% of FP17s for the same patient ID Re-attending between 3 & 9 months - Children	160	239	66.9%	56.9%	60.3%	58.8%
% of FP17s for the same patient ID Re-attending between 3 & 9 months - Adults	39	79	49.4%	52.8%	53.5%	51.1%
% of FP17s for Band 1 Urgent Courses	8	282	2.8%	8.0%	9.1%	9.0%
% of FP17s Relating to Free Repair or Replacements	0	282	0.0%	1.1%	1.0%	0.8%
% of FP17s Relating to Continuations	4	282	1.4%	1.2%	1.0%	0.9%
% of Patients satisfied with the dentistry they have received	0	0	N/A	94.7%	93.6%	93.3%
% of Patients satisfied with the time they had to wait for an appointment	0	0	N/A	91.4%	89.8%	88.9%

* This is based on patients treated on this contract for their most recent course of treatment. Figures in italics indicate the base number of FP17s or Patient Questionnaire responses are less than 100. N/A is shown where the base number of responses is less than 10 during the period. % is calculated as Quantity/Base number*100

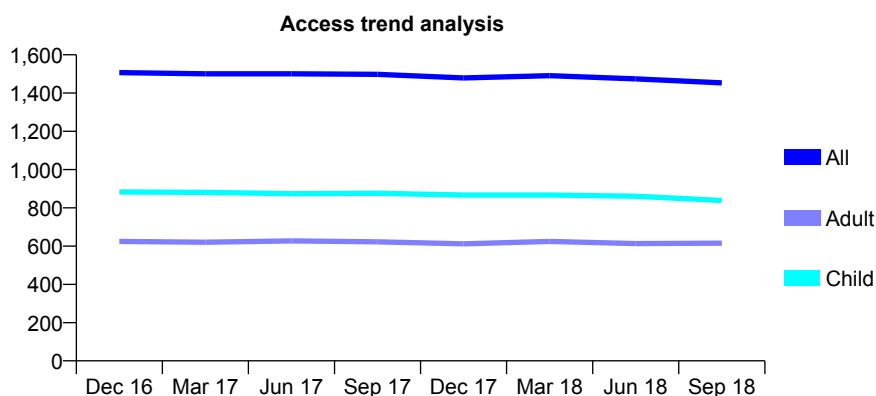
Q49 - Vital Signs At a Glance Contract Report for 344702/0001 - September 2018

Name or company name	MRS EM GRIFFIN
Contract type name	GDS Contract
Purpose of contract	General
Contract start date	01/01/2012
Contract end date	

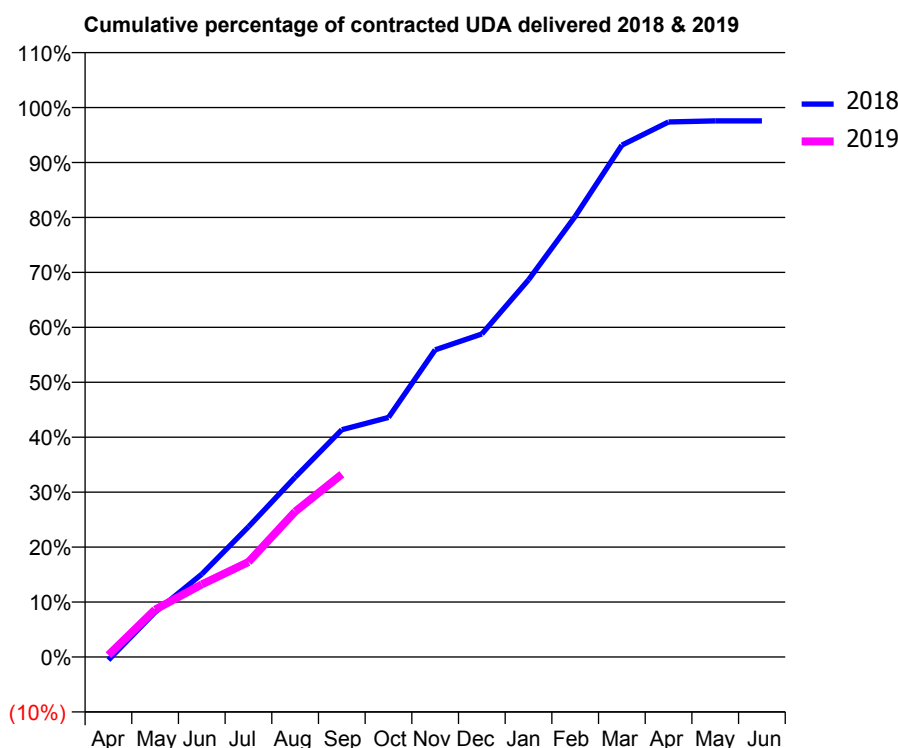
18/19 Contracted general activity (UDA)	4,000
Carry forward general activity (UDA)	98
18/19 Contracted orthodontic activity (UOA)	0
Carry forward orthodontic activity (UOA)	0
Baseline contract value	£98,885.45

ACCESS*

Patients seen in 24 months	Total	Change since previous quarter
Quarter ending September 2017	1,498	
Quarter ending December 2017	1,479	↓
Quarter ending March 2018	1,491	→
Quarter ending June 2018	1,474	↓
Quarter ending September 2018	1,453	↓
Variance since September 2017	(3.0%)	↓



ACTIVITY



Adjusted Scheduled Activity (UDA)		
Month	2018	2019
April	-23	14
May	326	345
June	603	529
July	948	691
August	1,309	1,059
September	1,654	1,331
October	1,744	
November	2,236	
December	2,352	
January	2,745	
February	3,207	
March	3,726	
April	3,894	
May	3,902	
June	3,902	

QUALITY

	Quantity	Base Number	Contract	AT	Region	England
% of FP17s for the same patient ID Re-attending within 3 months - Children	55	692	7.9%	9.8%	12.2%	11.6%
% of FP17s for the same patient ID Re-attending within 3 months - Adults	53	381	13.9%	13.9%	15.8%	15.5%
% of FP17s for the same patient ID Re-attending between 3 & 9 months - Children	546	692	78.9%	56.9%	60.3%	58.8%
% of FP17s for the same patient ID Re-attending between 3 & 9 months - Adults	262	381	68.8%	52.8%	53.5%	51.1%
% of FP17s for Band 1 Urgent Courses	44	962	4.6%	8.0%	9.1%	9.0%
% of FP17s Relating to Free Repair or Replacements	2	962	0.2%	1.1%	1.0%	0.8%
% of FP17s Relating to Continuations	7	962	0.7%	1.2%	1.0%	0.9%
% of Patients satisfied with the dentistry they have received	1	1	N/A	94.7%	93.6%	93.3%
% of Patients satisfied with the time they had to wait for an appointment	1	1	N/A	91.4%	89.8%	88.9%

* This is based on patients treated on this contract for their most recent course of treatment. Figures in italics indicate the base number of FP17s or Patient Questionnaire responses are less than 100. N/A is shown where the base number of responses is less than 10 during the period. % is calculated as Quantity/Base number*100

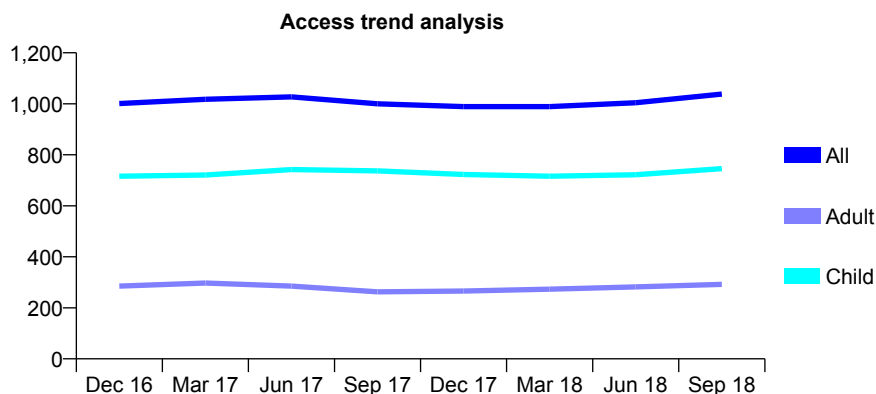
Q49 - Vital Signs At a Glance Contract Report for 357499/0001 - September 2018

Name or company name	MR TD DAVIES
Contract type name	GDS Contract
Purpose of contract	General
Contract start date	01/08/2012
Contract end date	

18/19 Contracted general activity (UDA)	3,093
Carry forward general activity (UDA)	0
18/19 Contracted orthodontic activity (UOA)	0
Carry forward orthodontic activity (UOA)	0
Baseline contract value	£68,842.58

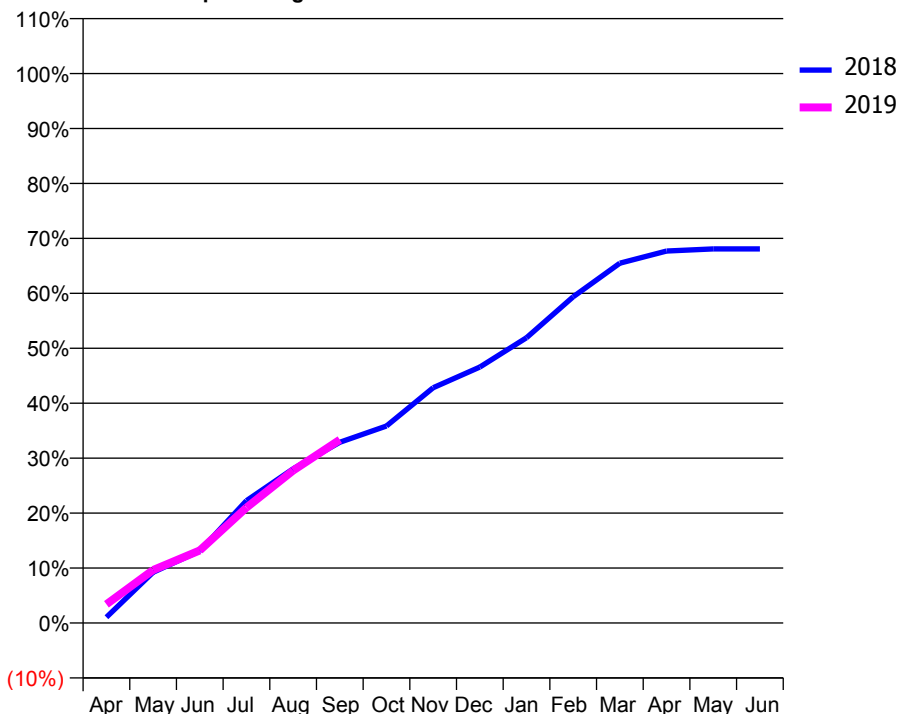
ACCESS*

Patients seen in 24 months	Total	Change since previous quarter
Quarter ending September 2017	1,000	
Quarter ending December 2017	989	↓
Quarter ending March 2018	989	→
Quarter ending June 2018	1,004	→
Quarter ending September 2018	1,038	↑
Variance since September 2017	3.8%	↑



ACTIVITY

Cumulative percentage of contracted UDA delivered 2018 & 2019



Adjusted Scheduled Activity (UDA)

Month	2018	2019
April	33	105
May	286	299
June	406	409
July	689	649
August	868	859
September	1,017	1,031
October	1,109	
November	1,325	
December	1,441	
January	1,606	
February	1,836	
March	2,025	
April	2,094	
May	2,106	
June	2,106	

QUALITY

	Quantity	Base Number	Contract	AT	Region	England
% of FP17s for the same patient ID Re-attending within 3 months - Children	28	564	5.0%	9.8%	12.2%	11.6%
% of FP17s for the same patient ID Re-attending within 3 months - Adults	21	156	13.5%	13.9%	15.8%	15.5%
% of FP17s for the same patient ID Re-attending between 3 & 9 months - Children	312	564	55.3%	56.9%	60.3%	58.8%
% of FP17s for the same patient ID Re-attending between 3 & 9 months - Adults	72	156	46.2%	52.8%	53.5%	51.1%
% of FP17s for Band 1 Urgent Courses	12	668	1.8%	8.0%	9.1%	9.0%
% of FP17s Relating to Free Repair or Replacements	0	668	0.0%	1.1%	1.0%	0.8%
% of FP17s Relating to Continuations	11	668	1.6%	1.2%	1.0%	0.9%
% of Patients satisfied with the dentistry they have received	0	0	N/A	94.7%	93.6%	93.3%
% of Patients satisfied with the time they had to wait for an appointment	0	0	N/A	91.4%	89.8%	88.9%

* This is based on patients treated on this contract for their most recent course of treatment. Figures in italics indicate the base number of FP17s or Patient Questionnaire responses are less than 100. N/A is shown where the base number of responses is less than 10 during the period. % is calculated as Quantity/Base number*100

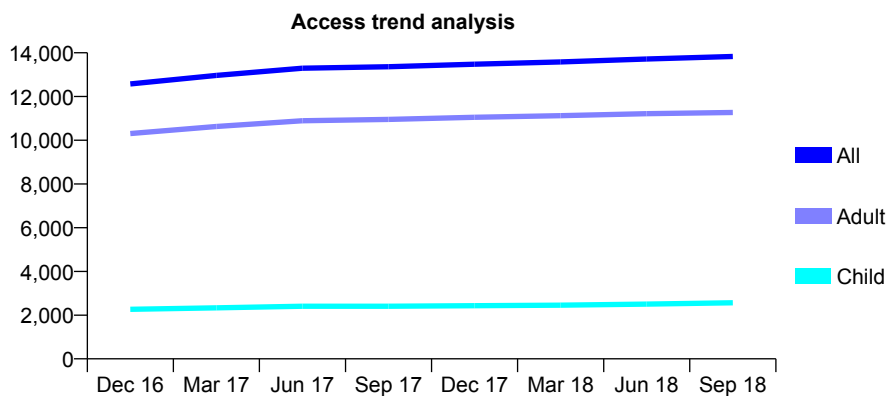
Q49 - Vital Signs At a Glance Contract Report for 358398/0001 - September 2018

Name or company name	MR DJ RYNN
Contract type name	GDS Contract
Purpose of contract	General
Contract start date	01/04/2011
Contract end date	

18/19 Contracted general activity (UDA)	37,204
Carry forward general activity (UDA)	-544
18/19 Contracted orthodontic activity (UOA)	0
Carry forward orthodontic activity (UOA)	0
Baseline contract value	£876,208.24

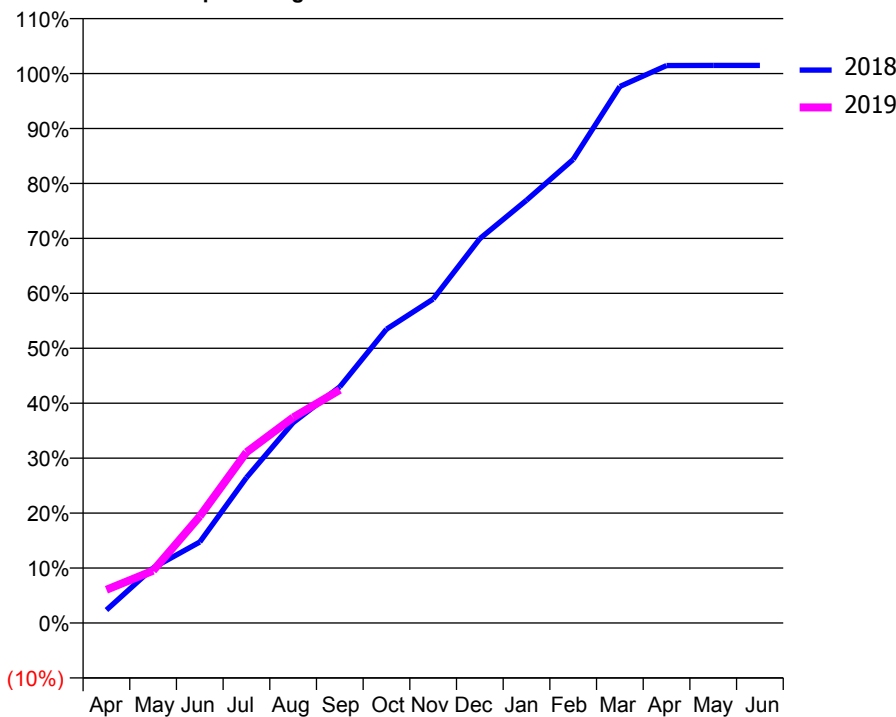
ACCESS*

Patients seen in 24 months	Total	Change since previous quarter
Quarter ending September 2017	13,362	
Quarter ending December 2017	13,477	→
Quarter ending March 2018	13,580	→
Quarter ending June 2018	13,719	→
Quarter ending September 2018	13,832	→
Variance since September 2017	3.5%	↑



ACTIVITY

Cumulative percentage of contracted UDA delivered 2018 & 2019



Month	Adjusted Scheduled Activity (UDA)	
	2018	2019
April	878	2,255
May	3,732	3,547
June	5,484	7,230
July	9,843	11,559
August	13,569	13,913
September	15,994	15,790
October	19,892	
November	21,937	
December	26,028	
January	28,627	
February	31,391	
March	36,329	
April	37,742	
May	37,749	
June	37,748	

QUALITY

	Quantity	Base Number	Contract	AT	Region	England
% of FP17s for the same patient ID Re-attending within 3 months - Children	136	2,089	6.5%	9.8%	12.2%	11.6%
% of FP17s for the same patient ID Re-attending within 3 months - Adults	979	8,476	11.6%	13.9%	15.8%	15.5%
% of FP17s for the same patient ID Re-attending between 3 & 9 months - Children	1,494	2,089	71.5%	56.9%	60.3%	58.8%
% of FP17s for the same patient ID Re-attending between 3 & 9 months - Adults	6,125	8,476	72.3%	52.8%	53.5%	51.1%
% of FP17s for Band 1 Urgent Courses	606	9,226	6.6%	8.0%	9.1%	9.0%
% of FP17s Relating to Free Repair or Replacements	80	9,226	0.9%	1.1%	1.0%	0.8%
% of FP17s Relating to Continuations	103	9,226	1.1%	1.2%	1.0%	0.9%
% of Patients satisfied with the dentistry they have received	14	14	100.0%	94.7%	93.6%	93.3%
% of Patients satisfied with the time they had to wait for an appointment	14	14	100.0%	91.4%	89.8%	88.9%

* This is based on patients treated on this contract for their most recent course of treatment. Figures in italics indicate the base number of FP17s or Patient Questionnaire responses are less than 100. N/A is shown where the base number of responses is less than 10 during the period. % is calculated as Quantity/Base number*100

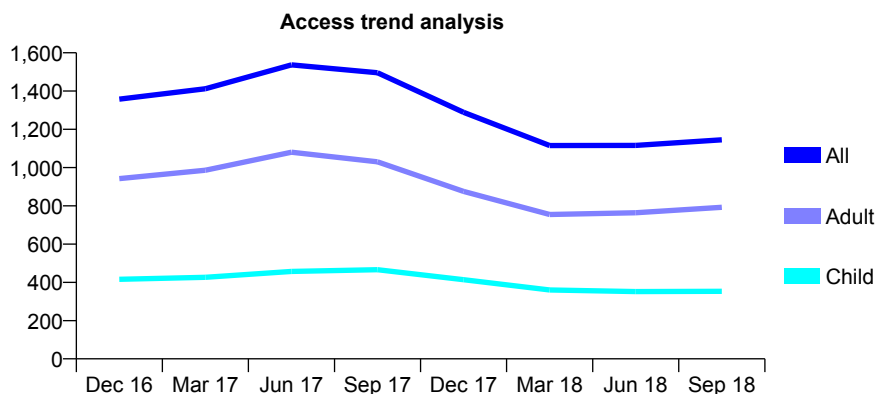
Q49 - Vital Signs At a Glance Contract Report for 367672/0001 - September 2018

Name or company name	MR GA HARRISON
Contract type name	GDS Contract
Purpose of contract	General
Contract start date	01/08/2006
Contract end date	

18/19 Contracted general activity (UDA)	2,190
Carry forward general activity (UDA)	5
18/19 Contracted orthodontic activity (UOA)	0
Carry forward orthodontic activity (UOA)	0
Baseline contract value	£52,371.40

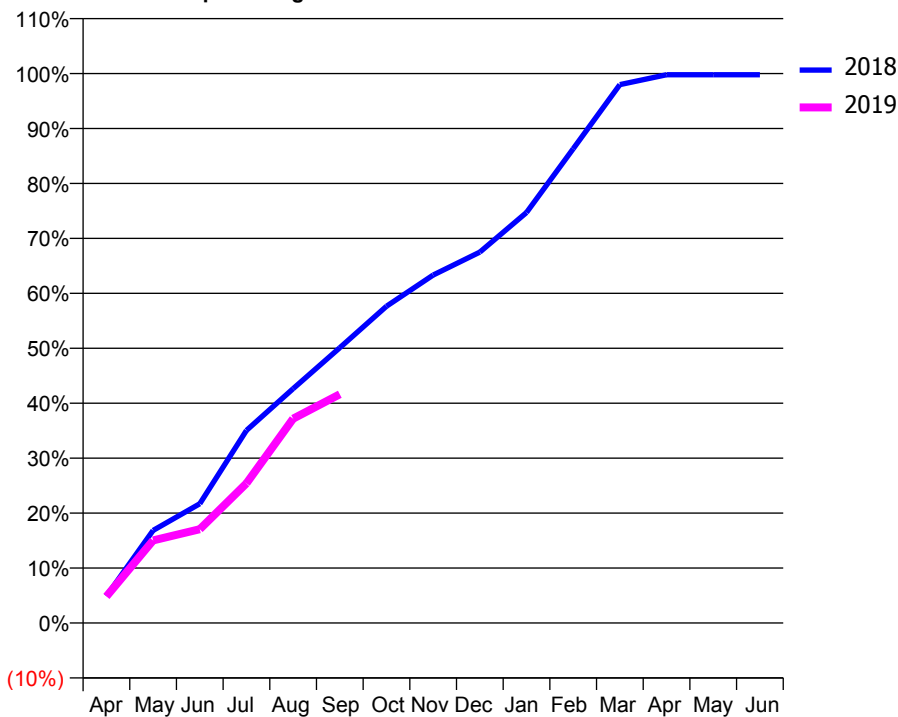
ACCESS*

Patients seen in 24 months	Total	Change since previous quarter
Quarter ending September 2017	1,496	
Quarter ending December 2017	1,289	↓
Quarter ending March 2018	1,115	↓
Quarter ending June 2018	1,116	→
Quarter ending September 2018	1,145	↑
Variance since September 2017	(23.5%)	↓



ACTIVITY

Cumulative percentage of contracted UDA delivered 2018 & 2019



Month	Adjusted Scheduled Activity (UDA)	
	2018	2019
April	108	106
May	369	329
June	476	374
July	768	557
August	934	814
September	1,097	912
October	1,263	
November	1,387	
December	1,478	
January	1,636	
February	1,890	
March	2,146	
April	2,185	
May	2,185	
June	2,185	

QUALITY

	Quantity	Base Number	Contract	AT	Region	England
% of FP17s for the same patient ID Re-attending within 3 months - Children	23	308	7.5%	9.8%	12.2%	11.6%
% of FP17s for the same patient ID Re-attending within 3 months - Adults	97	675	14.4%	13.9%	15.8%	15.5%
% of FP17s for the same patient ID Re-attending between 3 & 9 months - Children	186	308	60.4%	56.9%	60.3%	58.8%
% of FP17s for the same patient ID Re-attending between 3 & 9 months - Adults	270	675	40.0%	52.8%	53.5%	51.1%
% of FP17s for Band 1 Urgent Courses	83	589	14.1%	8.0%	9.1%	9.0%
% of FP17s Relating to Free Repair or Replacements	7	589	1.2%	1.1%	1.0%	0.8%
% of FP17s Relating to Continuations	7	589	1.2%	1.2%	1.0%	0.9%
% of Patients satisfied with the dentistry they have received	1	1	N/A	94.7%	93.6%	93.3%
% of Patients satisfied with the time they had to wait for an appointment	1	1	N/A	91.4%	89.8%	88.9%

* This is based on patients treated on this contract for their most recent course of treatment. Figures in italics indicate the base number of FP17s or Patient Questionnaire responses are less than 100. N/A is shown where the base number of responses is less than 10 during the period. % is calculated as Quantity/Base number*100

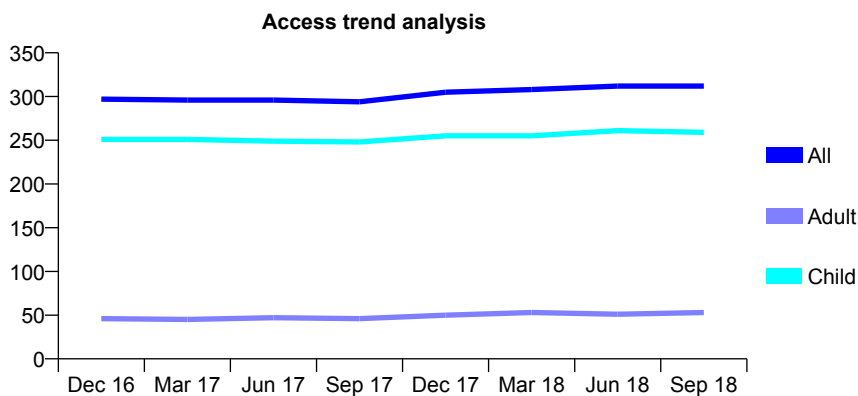
Q49 - Vital Signs At a Glance Contract Report for 565989/0001 - September 2018

Name or company name	Wetheral Dental Practice
Contract type name	GDS Contract
Purpose of contract	General
Contract start date	01/04/2006
Contract end date	

18/19 Contracted general activity (UDA)	506
Carry forward general activity (UDA)	-10
18/19 Contracted orthodontic activity (UOA)	0
Carry forward orthodontic activity (UOA)	0
Baseline contract value	£12,453.02

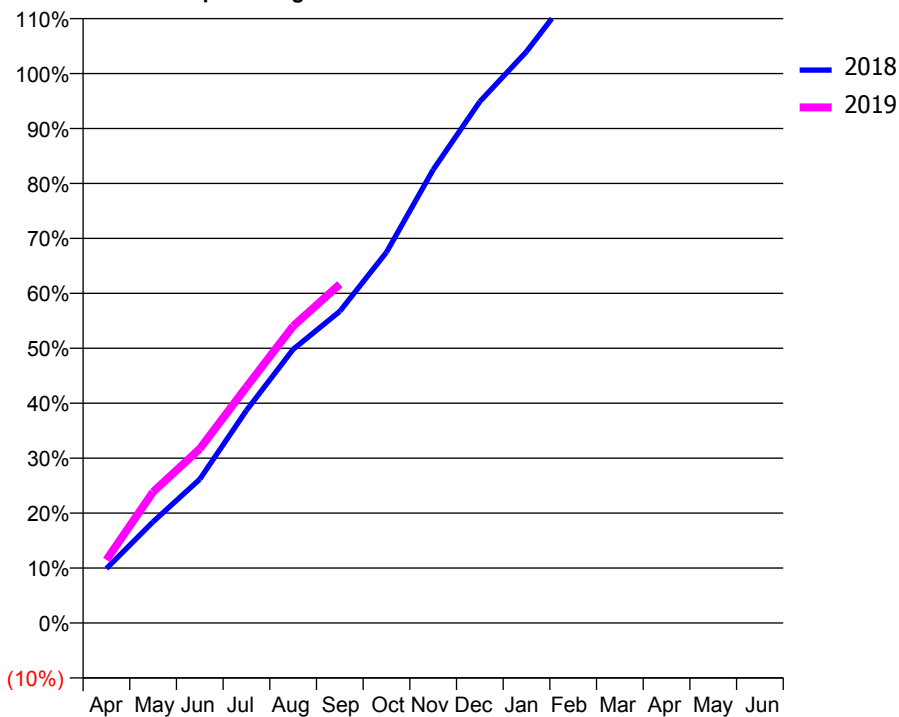
ACCESS*

Patients seen in 24 months	Total	Change since previous quarter
Quarter ending September 2017	294	
Quarter ending December 2017	305	↑
Quarter ending March 2018	308	→
Quarter ending June 2018	312	→
Quarter ending September 2018	312	→
Variance since September 2017	6.1%	↑



ACTIVITY

Cumulative percentage of contracted UDA delivered 2018 & 2019



Adjusted Scheduled Activity (UDA)		
Month	2018	2019
April	50	58
May	93	121
June	132	160
July	196	217
August	252	273
September	287	312
October	341	
November	417	
December	480	
January	526	
February	582	
March	612	
April	632	
May	632	
June	632	

QUALITY

	Quantity	Base Number	Contract	AT	Region	England
% of FP17s for the same patient ID Re-attending within 3 months - Children	12	242	5.0%	9.8%	12.2%	11.6%
% of FP17s for the same patient ID Re-attending within 3 months - Adults	2	25	8.0%	13.9%	15.8%	15.5%
% of FP17s for the same patient ID Re-attending between 3 & 9 months - Children	198	242	81.8%	56.9%	60.3%	58.8%
% of FP17s for the same patient ID Re-attending between 3 & 9 months - Adults	18	25	72.0%	52.8%	53.5%	51.1%
% of FP17s for Band 1 Urgent Courses	10	252	4.0%	8.0%	9.1%	9.0%
% of FP17s Relating to Free Repair or Replacements	0	252	0.0%	1.1%	1.0%	0.8%
% of FP17s Relating to Continuations	0	252	0.0%	1.2%	1.0%	0.9%
% of Patients satisfied with the dentistry they have received	0	0	N/A	94.7%	93.6%	93.3%
% of Patients satisfied with the time they had to wait for an appointment	0	0	N/A	91.4%	89.8%	88.9%

* This is based on patients treated on this contract for their most recent course of treatment. Figures in italics indicate the base number of FP17s or Patient Questionnaire responses are less than 100. N/A is shown where the base number of responses is less than 10 during the period. % is calculated as Quantity/Base number*100

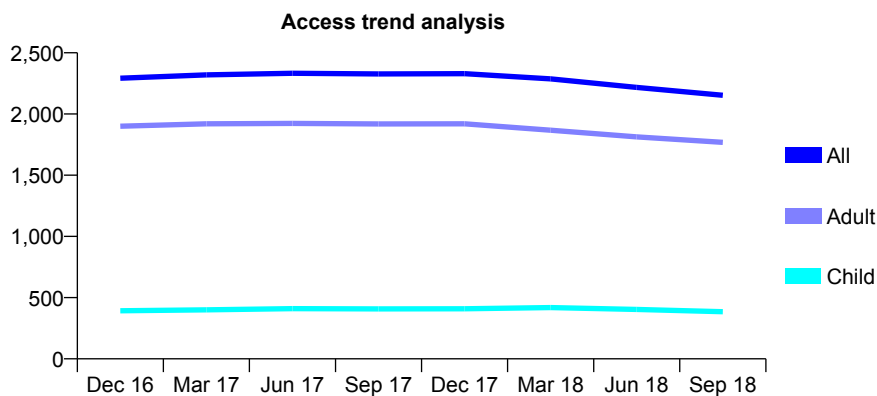
Q49 - Vital Signs At a Glance Contract Report for 567337/0001 - September 2018

Name or company name	Harley House Dental Practice
Contract type name	GDS Contract
Purpose of contract	General and Orthodontic
Contract start date	01/04/2006
Contract end date	

18/19 Contracted general activity (UDA)	7,344
Carry forward general activity (UDA)	-105
18/19 Contracted orthodontic activity (UOA)	0
Carry forward orthodontic activity (UOA)	0
Baseline contract value	£185,325.46

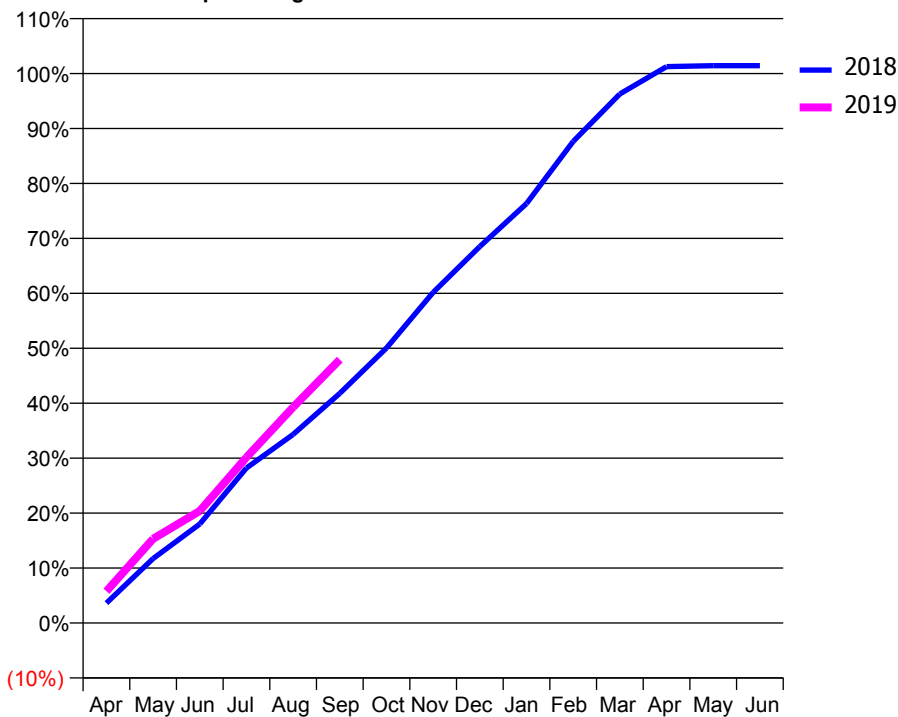
ACCESS*

Patients seen in 24 months	Total	Change since previous quarter
Quarter ending September 2017	2,327	
Quarter ending December 2017	2,329	→
Quarter ending March 2018	2,287	↓
Quarter ending June 2018	2,217	↓
Quarter ending September 2018	2,153	↓
Variance since September 2017	(7.5%)	↓



ACTIVITY

Cumulative percentage of contracted UDA delivered 2018 & 2019



Adjusted Scheduled Activity (UDA)

Month	2018	2019
April	267	426
May	861	1,125
June	1,323	1,498
July	2,073	2,215
August	2,521	2,884
September	3,070	3,521
October	3,676	
November	4,419	
December	5,032	
January	5,605	
February	6,436	
March	7,071	
April	7,436	
May	7,449	
June	7,449	

QUALITY

	Quantity	Base Number	Contract	AT	Region	England
% of FP17s for the same patient ID Re-attending within 3 months - Children	21	390	5.4%	9.8%	12.2%	11.6%
% of FP17s for the same patient ID Re-attending within 3 months - Adults	184	1,519	12.1%	13.9%	15.8%	15.5%
% of FP17s for the same patient ID Re-attending between 3 & 9 months - Children	300	390	76.9%	56.9%	60.3%	58.8%
% of FP17s for the same patient ID Re-attending between 3 & 9 months - Adults	1,095	1,519	72.1%	52.8%	53.5%	51.1%
% of FP17s for Band 1 Urgent Courses	123	1,742	7.1%	8.0%	9.1%	9.0%
% of FP17s Relating to Free Repair or Replacements	15	1,742	0.9%	1.1%	1.0%	0.8%
% of FP17s Relating to Continuations	20	1,742	1.1%	1.2%	1.0%	0.9%
% of Patients satisfied with the dentistry they have received	2	2	N/A	94.7%	93.6%	93.3%
% of Patients satisfied with the time they had to wait for an appointment	2	2	N/A	91.4%	89.8%	88.9%

* This is based on patients treated on this contract for their most recent course of treatment. Figures in italics indicate the base number of FP17s or Patient Questionnaire responses are less than 100. N/A is shown where the base number of responses is less than 10 during the period. % is calculated as Quantity/Base number*100

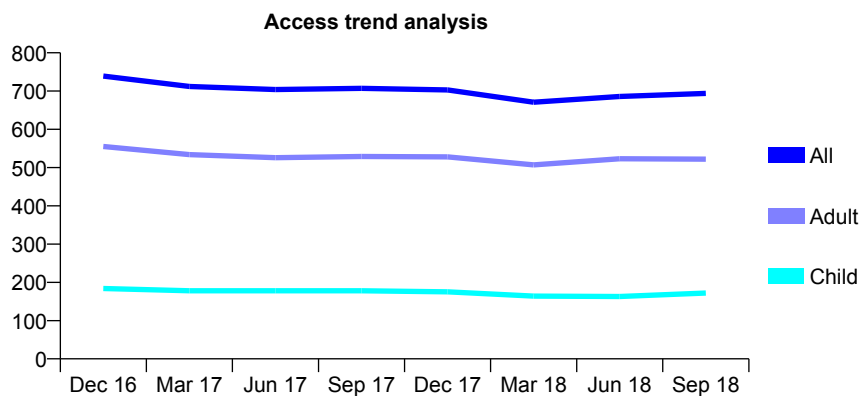
Q49 - Vital Signs At a Glance Contract Report for 570869/0001 - September 2018

Name or company name	MR MI BHOLAH
Contract type name	GDS Contract
Purpose of contract	General and Orthodontic
Contract start date	01/04/2006
Contract end date	

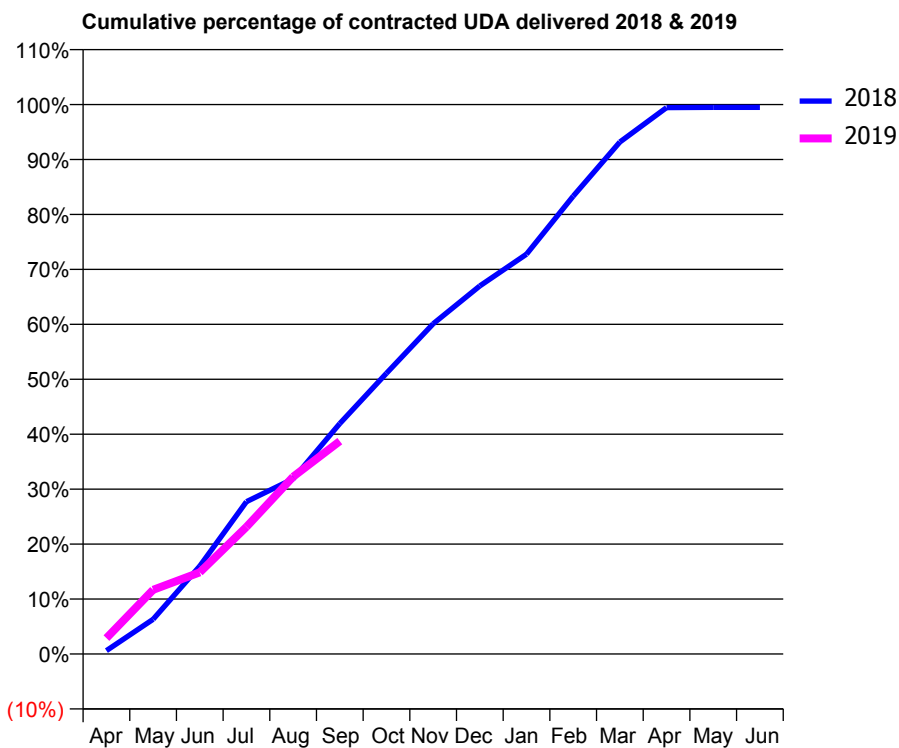
18/19 Contracted general activity (UDA)	3,219
Carry forward general activity (UDA)	17
18/19 Contracted orthodontic activity (UOA)	0
Carry forward orthodontic activity (UOA)	0
Baseline contract value	£86,230.07

ACCESS*

Patients seen in 24 months	Total	Change since previous quarter
Quarter ending September 2017	707	
Quarter ending December 2017	703	→
Quarter ending March 2018	671	↓
Quarter ending June 2018	686	↑
Quarter ending September 2018	694	→
Variance since September 2017	(1.8%)	↓



ACTIVITY



Month	Adjusted Scheduled Activity (UDA)	
	2018	2019
April	20	94
May	203	376
June	515	479
July	893	745
August	1,026	1,038
September	1,350	1,247
October	1,645	
November	1,935	
December	2,156	
January	2,342	
February	2,682	
March	2,999	
April	3,201	
May	3,202	
June	3,202	

QUALITY

	Quantity	Base Number	Contract	AT	Region	England
% of FP17s for the same patient ID Re-attending within 3 months - Children	2	129	1.6%	9.8%	12.2%	11.6%
% of FP17s for the same patient ID Re-attending within 3 months - Adults	31	374	8.3%	13.9%	15.8%	15.5%
% of FP17s for the same patient ID Re-attending between 3 & 9 months - Children	91	129	70.5%	56.9%	60.3%	58.8%
% of FP17s for the same patient ID Re-attending between 3 & 9 months - Adults	216	374	57.8%	52.8%	53.5%	51.1%
% of FP17s for Band 1 Urgent Courses	17	465	3.7%	8.0%	9.1%	9.0%
% of FP17s Relating to Free Repair or Replacements	0	465	0.0%	1.1%	1.0%	0.8%
% of FP17s Relating to Continuations	7	465	1.5%	1.2%	1.0%	0.9%
% of Patients satisfied with the dentistry they have received	1	1	N/A	94.7%	93.6%	93.3%
% of Patients satisfied with the time they had to wait for an appointment	1	1	N/A	91.4%	89.8%	88.9%

* This is based on patients treated on this contract for their most recent course of treatment. Figures in italics indicate the base number of FP17s or Patient Questionnaire responses are less than 100. N/A is shown where the base number of responses is less than 10 during the period. % is calculated as Quantity/Base number*100

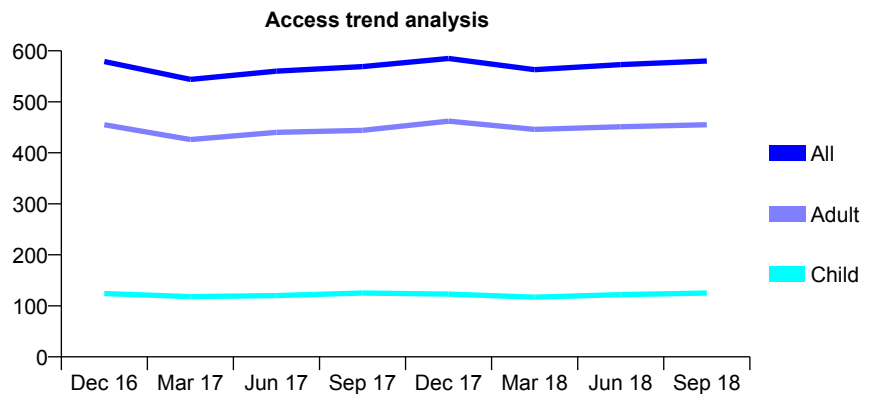
Q49 - Vital Signs At a Glance Contract Report for 570869/0002 - September 2018

Name or company name	MR MI BHOLAH
Contract type name	GDS Contract
Purpose of contract	General and Orthodontic
Contract start date	01/04/2006
Contract end date	

18/19 Contracted general activity (UDA)	2,956
Carry forward general activity (UDA)	-22
18/19 Contracted orthodontic activity (UOA)	0
Carry forward orthodontic activity (UOA)	0
Baseline contract value	£92,810.50

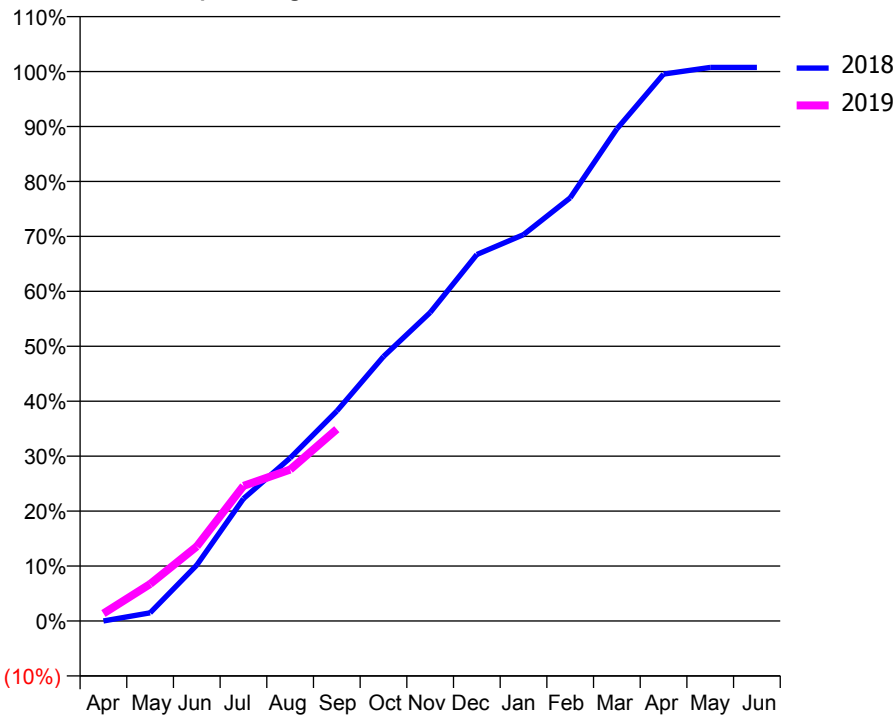
ACCESS*

Patients seen in 24 months	Total	Change since previous quarter
Quarter ending September 2017	569	
Quarter ending December 2017	585	↑
Quarter ending March 2018	563	↓
Quarter ending June 2018	573	→
Quarter ending September 2018	580	→
Variance since September 2017	1.9%	→



ACTIVITY

Cumulative percentage of contracted UDA delivered 2018 & 2019



Month	Adjusted Scheduled Activity (UDA)	
	2018	2019
April	0	41
May	44	199
June	301	401
July	658	727
August	877	814
September	1,130	1,032
October	1,423	
November	1,659	
December	1,971	
January	2,079	
February	2,276	
March	2,648	
April	2,942	
May	2,978	
June	2,978	

QUALITY

	Quantity	Base Number	Contract	AT	Region	England
% of FP17s for the same patient ID Re-attending within 3 months - Children	5	69	7.2%	9.8%	12.2%	11.6%
% of FP17s for the same patient ID Re-attending within 3 months - Adults	31	274	11.3%	13.9%	15.8%	15.5%
% of FP17s for the same patient ID Re-attending between 3 & 9 months - Children	39	69	56.5%	56.9%	60.3%	58.8%
% of FP17s for the same patient ID Re-attending between 3 & 9 months - Adults	138	274	50.4%	52.8%	53.5%	51.1%
% of FP17s for Band 1 Urgent Courses	19	301	6.3%	8.0%	9.1%	9.0%
% of FP17s Relating to Free Repair or Replacements	0	301	0.0%	1.1%	1.0%	0.8%
% of FP17s Relating to Continuations	0	301	0.0%	1.2%	1.0%	0.9%
% of Patients satisfied with the dentistry they have received	1	1	N/A	94.7%	93.6%	93.3%
% of Patients satisfied with the time they had to wait for an appointment	1	1	N/A	91.4%	89.8%	88.9%

* This is based on patients treated on this contract for their most recent course of treatment. Figures in italics indicate the base number of FP17s or Patient Questionnaire responses are less than 100. N/A is shown where the base number of responses is less than 10 during the period. % is calculated as Quantity/Base number*100

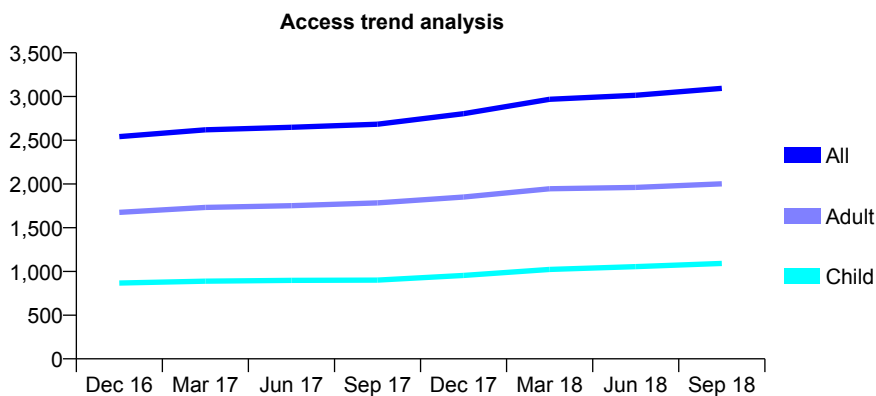
Q49 - Vital Signs At a Glance Contract Report for 572276/0002 - September 2018

Name or company name	Curzon Street Dental Practice
Contract type name	GDS Contract
Purpose of contract	General
Contract start date	01/04/2006
Contract end date	

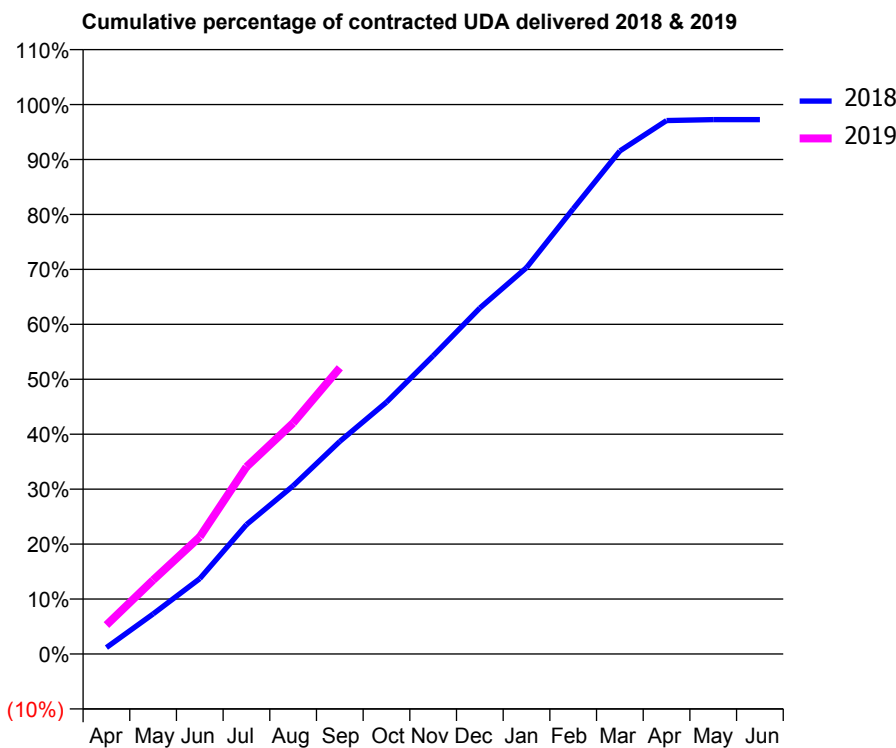
18/19 Contracted general activity (UDA)	10,191
Carry forward general activity (UDA)	-112
18/19 Contracted orthodontic activity (UOA)	0
Carry forward orthodontic activity (UOA)	0
Baseline contract value	£243,732.23

ACCESS*

Patients seen in 24 months	Total	Change since previous quarter
Quarter ending September 2017	2,684	
Quarter ending December 2017	2,804	↑
Quarter ending March 2018	2,968	↑
Quarter ending June 2018	3,014	→
Quarter ending September 2018	3,093	↑
Variance since September 2017	15.2%	↑



ACTIVITY



Adjusted Scheduled Activity (UDA)		
Month	2018	2019
April	121	538
May	742	1,372
June	1,398	2,172
July	2,399	3,472
August	3,119	4,285
September	3,943	5,308
October	4,671	
November	5,531	
December	6,416	
January	7,166	
February	8,256	
March	9,330	
April	9,894	
May	9,911	
June	9,911	

QUALITY

	Quantity	Base Number	Contract	AT	Region	England
% of FP17s for the same patient ID Re-attending within 3 months - Children	69	875	7.9%	9.8%	12.2%	11.6%
% of FP17s for the same patient ID Re-attending within 3 months - Adults	359	1,703	21.1%	13.9%	15.8%	15.5%
% of FP17s for the same patient ID Re-attending between 3 & 9 months - Children	520	875	59.4%	56.9%	60.3%	58.8%
% of FP17s for the same patient ID Re-attending between 3 & 9 months - Adults	980	1,703	57.5%	52.8%	53.5%	51.1%
% of FP17s for Band 1 Urgent Courses	159	2,372	6.7%	8.0%	9.1%	9.0%
% of FP17s Relating to Free Repair or Replacements	28	2,372	1.2%	1.1%	1.0%	0.8%
% of FP17s Relating to Continuations	89	2,372	3.8%	1.2%	1.0%	0.9%
% of Patients satisfied with the dentistry they have received	3	4	N/A	94.7%	93.6%	93.3%
% of Patients satisfied with the time they had to wait for an appointment	3	4	N/A	91.4%	89.8%	88.9%

* This is based on patients treated on this contract for their most recent course of treatment. Figures in italics indicate the base number of FP17s or Patient Questionnaire responses are less than 100. N/A is shown where the base number of responses is less than 10 during the period. % is calculated as Quantity/Base number*100

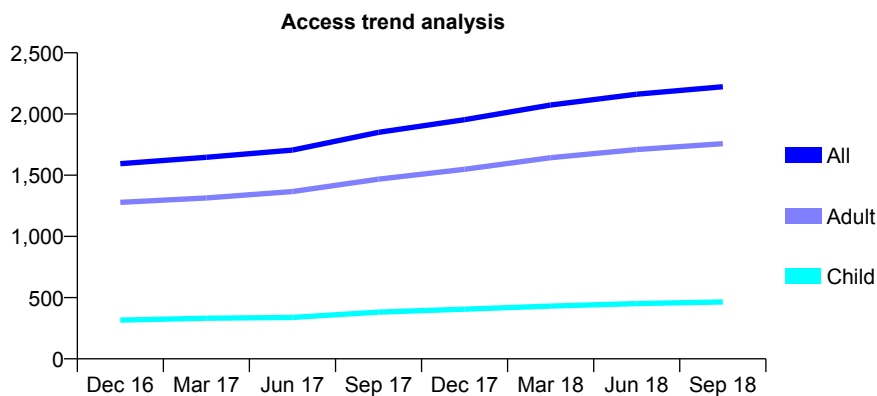
Q49 - Vital Signs At a Glance Contract Report for 573639/0004 - September 2018

Name or company name	MR SB PABARY
Contract type name	GDS Contract
Purpose of contract	General
Contract start date	01/06/2007
Contract end date	

18/19 Contracted general activity (UDA)	7,426
Carry forward general activity (UDA)	0
18/19 Contracted orthodontic activity (UOA)	0
Carry forward orthodontic activity (UOA)	0
Baseline contract value	£204,127.42

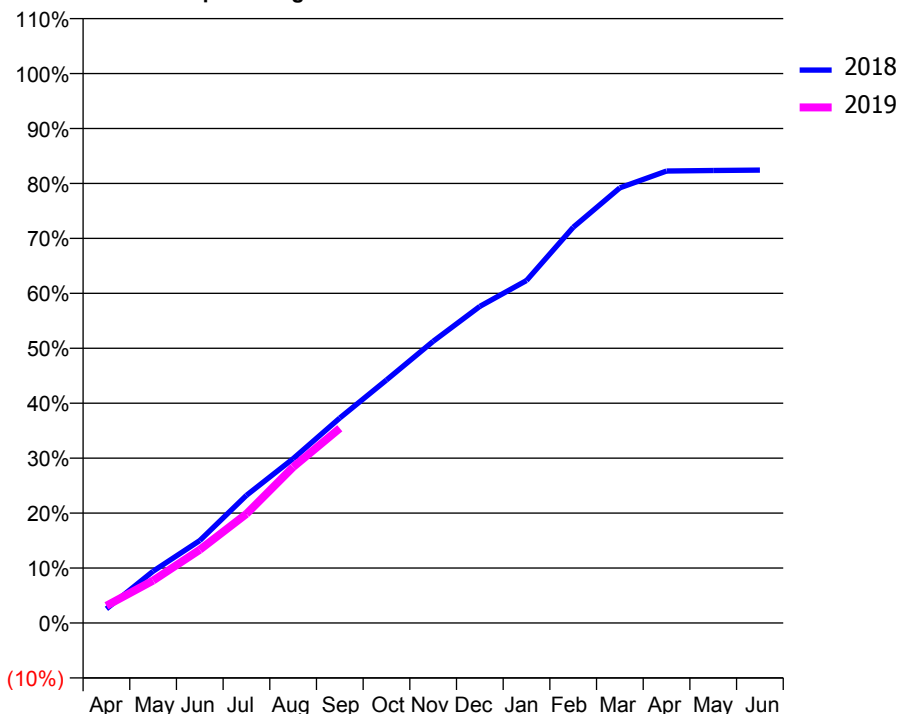
ACCESS*

Patients seen in 24 months	Total	Change since previous quarter
Quarter ending September 2017	1,850	
Quarter ending December 2017	1,954	↑
Quarter ending March 2018	2,074	↑
Quarter ending June 2018	2,162	↑
Quarter ending September 2018	2,223	↑
Variance since September 2017	20.2%	↑



ACTIVITY

Cumulative percentage of contracted UDA delivered 2018 & 2019



Month	Adjusted Scheduled Activity (UDA)	
	2018	2019
April	192	233
May	700	575
June	1,115	991
July	1,725	1,475
August	2,222	2,107
September	2,771	2,633
October	3,283	
November	3,807	
December	4,280	
January	4,628	
February	5,347	
March	5,881	
April	6,108	
May	6,114	
June	6,120	

QUALITY

	Quantity	Base Number	Contract	AT	Region	England
% of FP17s for the same patient ID Re-attending within 3 months - Children	12	351	3.4%	9.8%	12.2%	11.6%
% of FP17s for the same patient ID Re-attending within 3 months - Adults	119	1,321	9.0%	13.9%	15.8%	15.5%
% of FP17s for the same patient ID Re-attending between 3 & 9 months - Children	215	351	61.3%	56.9%	60.3%	58.8%
% of FP17s for the same patient ID Re-attending between 3 & 9 months - Adults	814	1,321	61.6%	52.8%	53.5%	51.1%
% of FP17s for Band 1 Urgent Courses	104	1,382	7.5%	8.0%	9.1%	9.0%
% of FP17s Relating to Free Repair or Replacements	8	1,382	0.6%	1.1%	1.0%	0.8%
% of FP17s Relating to Continuations	2	1,382	0.1%	1.2%	1.0%	0.9%
% of Patients satisfied with the dentistry they have received	1	1	N/A	94.7%	93.6%	93.3%
% of Patients satisfied with the time they had to wait for an appointment	1	1	N/A	91.4%	89.8%	88.9%

* This is based on patients treated on this contract for their most recent course of treatment. Figures in italics indicate the base number of FP17s or Patient Questionnaire responses are less than 100. N/A is shown where the base number of responses is less than 10 during the period. % is calculated as Quantity/Base number*100

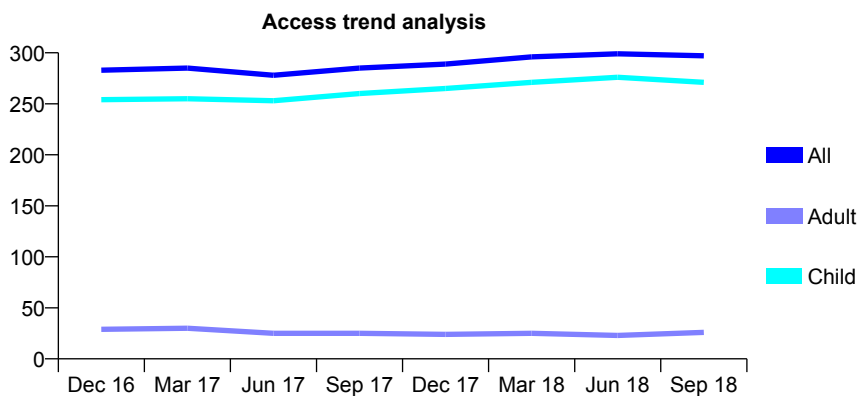
Q49 - Vital Signs At a Glance Contract Report for 573663/0001 - September 2018

Name or company name	Broadway Dental Surgery
Contract type name	GDS Contract
Purpose of contract	General
Contract start date	01/04/2006
Contract end date	

18/19 Contracted general activity (UDA)	740
Carry forward general activity (UDA)	0
18/19 Contracted orthodontic activity (UOA)	0
Carry forward orthodontic activity (UOA)	0
Baseline contract value	£17,449.42

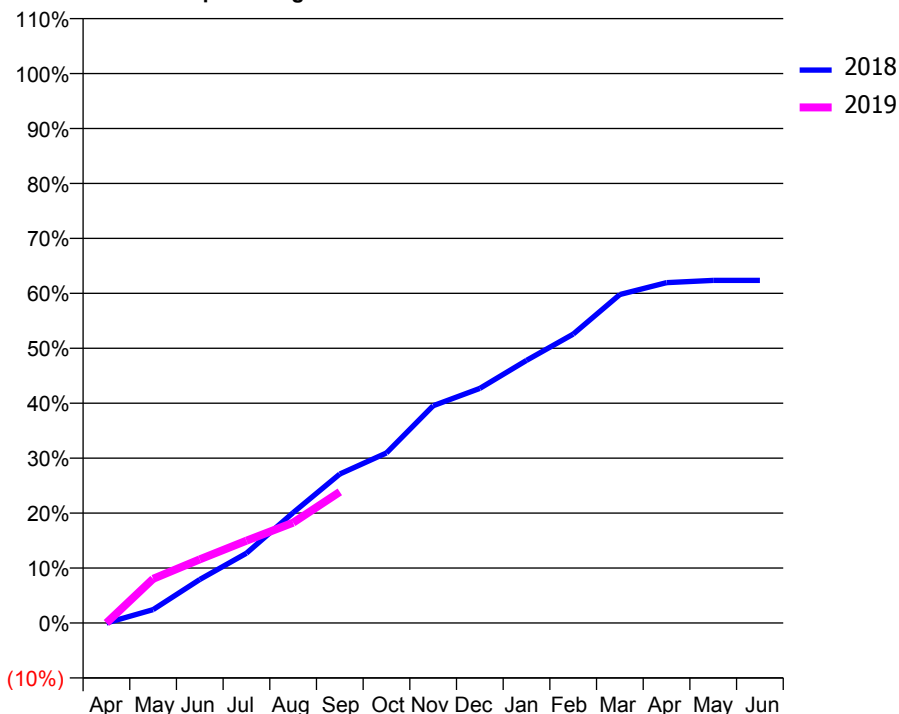
ACCESS*

Patients seen in 24 months	Total	Change since previous quarter
Quarter ending September 2017	285	
Quarter ending December 2017	289	→
Quarter ending March 2018	296	↑
Quarter ending June 2018	299	→
Quarter ending September 2018	297	→
Variance since September 2017	4.2%	↑



ACTIVITY

Cumulative percentage of contracted UDA delivered 2018 & 2019



Adjusted Scheduled Activity (UDA)

Month	2018	2019
April	0	0
May	18	60
June	59	86
July	94	111
August	149	135
September	201	177
October	229	
November	293	
December	316	
January	354	
February	389	
March	442	
April	458	
May	461	
June	461	

QUALITY

	Quantity	Base Number	Contract	AT	Region	England
% of FP17s for the same patient ID Re-attending within 3 months - Children	11	157	7.0%	9.8%	12.2%	11.6%
% of FP17s for the same patient ID Re-attending within 3 months - Adults	0	3	0.0%	13.9%	15.8%	15.5%
% of FP17s for the same patient ID Re-attending between 3 & 9 months - Children	81	157	51.6%	56.9%	60.3%	58.8%
% of FP17s for the same patient ID Re-attending between 3 & 9 months - Adults	1	3	33.3%	52.8%	53.5%	51.1%
% of FP17s for Band 1 Urgent Courses	8	147	5.4%	8.0%	9.1%	9.0%
% of FP17s Relating to Free Repair or Replacements	0	147	0.0%	1.1%	1.0%	0.8%
% of FP17s Relating to Continuations	1	147	0.7%	1.2%	1.0%	0.9%
% of Patients satisfied with the dentistry they have received	3	3	N/A	94.7%	93.6%	93.3%
% of Patients satisfied with the time they had to wait for an appointment	3	3	N/A	91.4%	89.8%	88.9%

* This is based on patients treated on this contract for their most recent course of treatment. Figures in italics indicate the base number of FP17s or Patient Questionnaire responses are less than 100. N/A is shown where the base number of responses is less than 10 during the period. % is calculated as Quantity/Base number*100

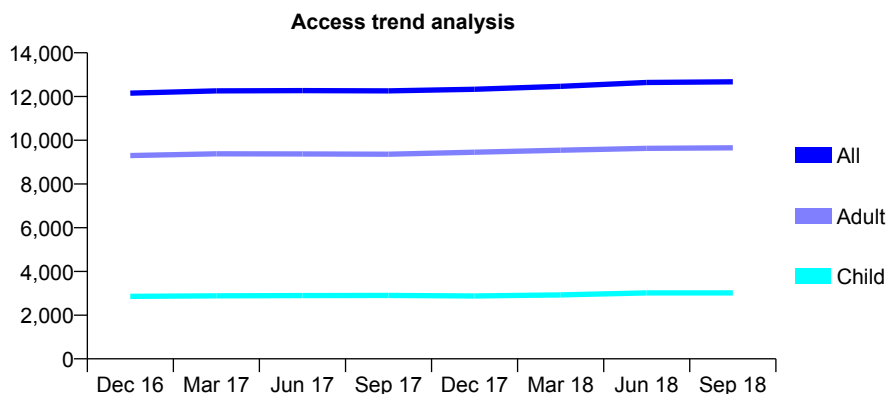
Q49 - Vital Signs At a Glance Contract Report for 574112/0001 - September 2018

Name or company name	Mr D Hall
Contract type name	GDS Contract
Purpose of contract	General and Orthodontic
Contract start date	01/04/2006
Contract end date	

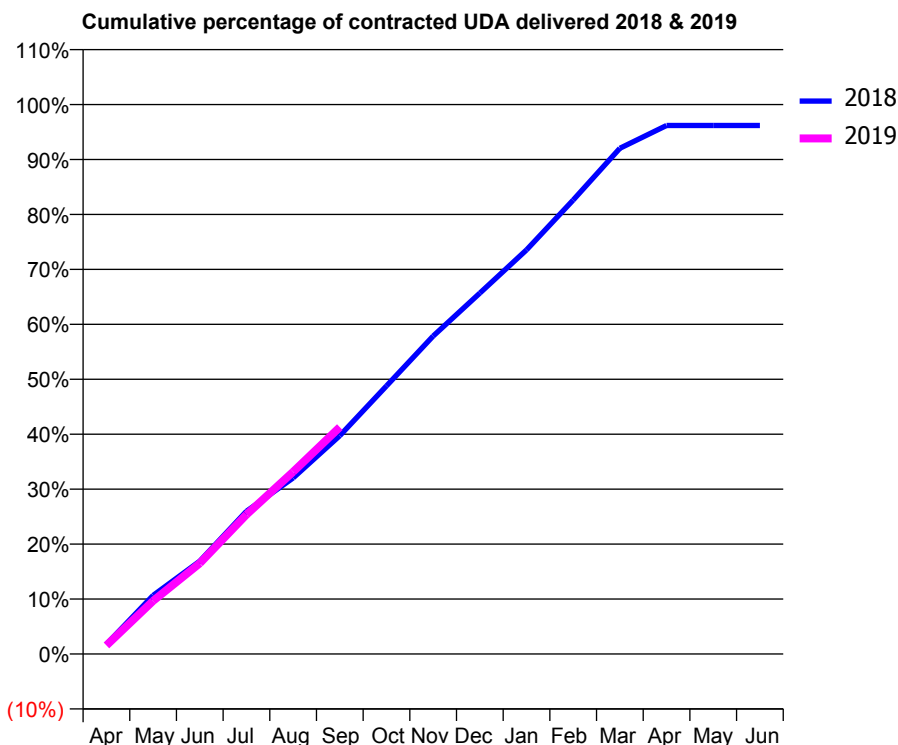
18/19 Contracted general activity (UDA)	40,129
Carry forward general activity (UDA)	1,528
18/19 Contracted orthodontic activity (UOA)	33
Carry forward orthodontic activity (UOA)	0
Baseline contract value	£1,029,809.09

ACCESS*

Patients seen in 24 months	Total	Change since previous quarter
Quarter ending September 2017	12,260	
Quarter ending December 2017	12,331	→
Quarter ending March 2018	12,466	→
Quarter ending June 2018	12,642	→
Quarter ending September 2018	12,671	→
Variance since September 2017	3.4%	↑



ACTIVITY



Month	Adjusted Scheduled Activity (UDA)	
	2018	2019
April	711	626
May	4,278	3,883
June	6,787	6,625
July	10,420	10,180
August	12,855	13,305
September	15,947	16,573
October	19,577	
November	23,222	
December	26,359	
January	29,509	
February	33,153	
March	36,935	
April	38,600	
May	38,601	
June	38,601	

QUALITY

	Quantity	Base Number	Contract	AT	Region	England
% of FP17s for the same patient ID Re-attending within 3 months - Children	135	2,134	6.3%	9.8%	12.2%	11.6%
% of FP17s for the same patient ID Re-attending within 3 months - Adults	737	6,700	11.0%	13.9%	15.8%	15.5%
% of FP17s for the same patient ID Re-attending between 3 & 9 months - Children	1,214	2,134	56.9%	56.9%	60.3%	58.8%
% of FP17s for the same patient ID Re-attending between 3 & 9 months - Adults	3,825	6,700	57.1%	52.8%	53.5%	51.1%
% of FP17s for Band 1 Urgent Courses	600	8,171	7.3%	8.0%	9.1%	9.0%
% of FP17s Relating to Free Repair or Replacements	129	8,171	1.6%	1.1%	1.0%	0.8%
% of FP17s Relating to Continuations	103	8,171	1.3%	1.2%	1.0%	0.9%
% of Patients satisfied with the dentistry they have received	9	9	N/A	94.7%	93.6%	93.3%
% of Patients satisfied with the time they had to wait for an appointment	8	9	N/A	91.4%	89.8%	88.9%

* This is based on patients treated on this contract for their most recent course of treatment. Figures in italics indicate the base number of FP17s or Patient Questionnaire responses are less than 100. N/A is shown where the base number of responses is less than 10 during the period. % is calculated as Quantity/Base number*100

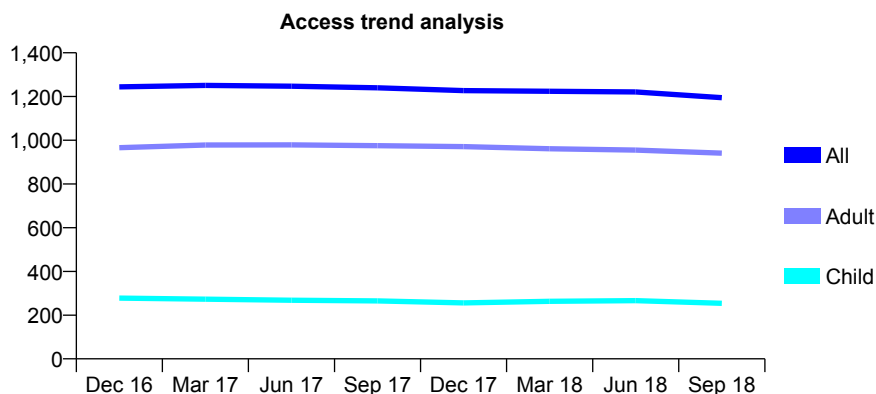
Q49 - Vital Signs At a Glance Contract Report for 575488/0001 - September 2018

Name or company name	MISS S DOWNS
Contract type name	GDS Contract
Purpose of contract	General
Contract start date	01/04/2006
Contract end date	

18/19 Contracted general activity (UDA)	3,941
Carry forward general activity (UDA)	0
18/19 Contracted orthodontic activity (UOA)	0
Carry forward orthodontic activity (UOA)	0
Baseline contract value	£85,502.72

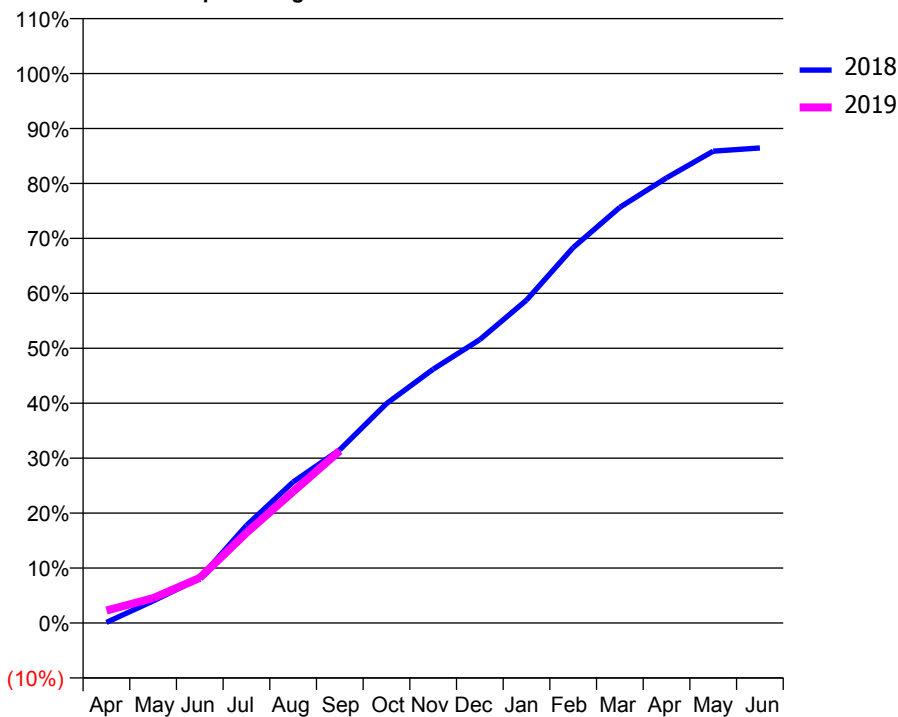
ACCESS*

Patients seen in 24 months	Total	Change since previous quarter
Quarter ending September 2017	1,240	
Quarter ending December 2017	1,227	↓
Quarter ending March 2018	1,224	→
Quarter ending June 2018	1,221	→
Quarter ending September 2018	1,195	↓
Variance since September 2017	(3.6%)	↓



ACTIVITY

Cumulative percentage of contracted UDA delivered 2018 & 2019



Month	Adjusted Scheduled Activity (UDA)	
	2018	2019
April	4	89
May	159	179
June	322	324
July	699	647
August	1,011	943
September	1,242	1,235
October	1,574	
November	1,821	
December	2,033	
January	2,316	
February	2,692	
March	2,982	
April	3,193	
May	3,384	
June	3,407	

QUALITY

	Quantity	Base Number	Contract	AT	Region	England
% of FP17s for the same patient ID Re-attending within 3 months - Children	14	202	6.9%	9.8%	12.2%	11.6%
% of FP17s for the same patient ID Re-attending within 3 months - Adults	109	772	14.1%	13.9%	15.8%	15.5%
% of FP17s for the same patient ID Re-attending between 3 & 9 months - Children	134	202	66.3%	56.9%	60.3%	58.8%
% of FP17s for the same patient ID Re-attending between 3 & 9 months - Adults	483	772	62.6%	52.8%	53.5%	51.1%
% of FP17s for Band 1 Urgent Courses	8	730	1.1%	8.0%	9.1%	9.0%
% of FP17s Relating to Free Repair or Replacements	6	730	0.8%	1.1%	1.0%	0.8%
% of FP17s Relating to Continuations	16	730	2.2%	1.2%	1.0%	0.9%
% of Patients satisfied with the dentistry they have received	0	0	N/A	94.7%	93.6%	93.3%
% of Patients satisfied with the time they had to wait for an appointment	0	0	N/A	91.4%	89.8%	88.9%

* This is based on patients treated on this contract for their most recent course of treatment. Figures in italics indicate the base number of FP17s or Patient Questionnaire responses are less than 100. N/A is shown where the base number of responses is less than 10 during the period. % is calculated as Quantity/Base number*100

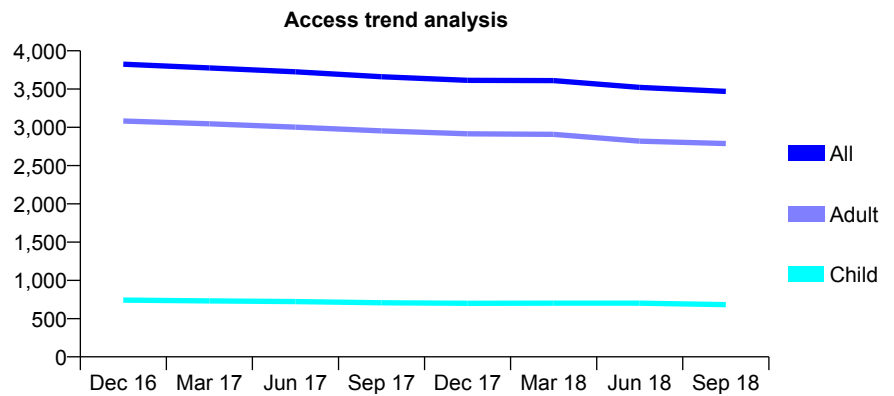
Q49 - Vital Signs At a Glance Contract Report for 578940/0001 - September 2018

Name or company name	MR CJ BELFIELD
Contract type name	GDS Contract
Purpose of contract	General
Contract start date	01/04/2006
Contract end date	

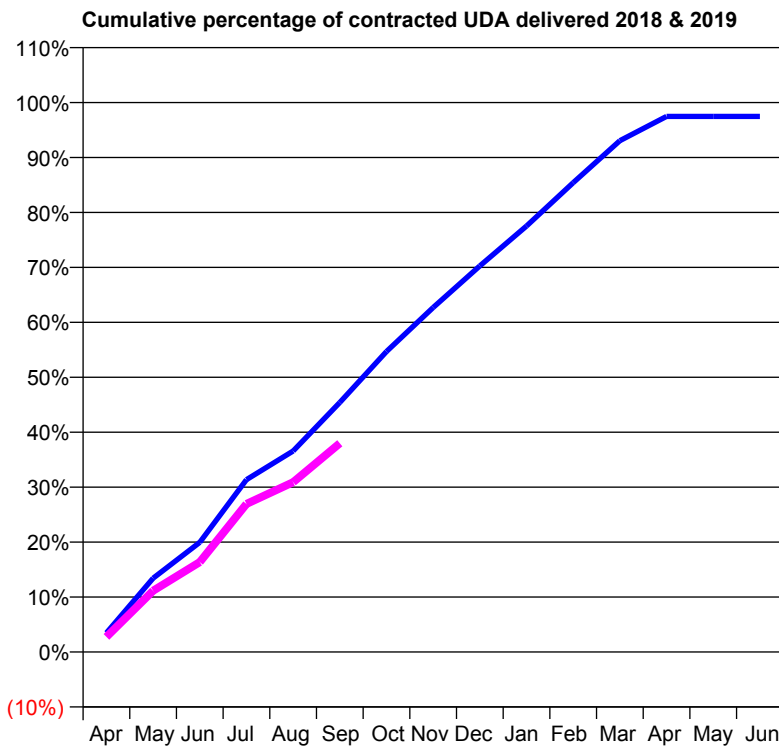
18/19 Contracted general activity (UDA)	9,000
Carry forward general activity (UDA)	228
18/19 Contracted orthodontic activity (UOA)	0
Carry forward orthodontic activity (UOA)	0
Baseline contract value	£234,039.24

ACCESS*

Patients seen in 24 months	Total	Change since previous quarter
Quarter ending September 2017	3,661	
Quarter ending December 2017	3,614	↓
Quarter ending March 2018	3,610	→
Quarter ending June 2018	3,521	↓
Quarter ending September 2018	3,470	↓
Variance since September 2017	(5.2%)	↓



ACTIVITY



Adjusted Scheduled Activity (UDA)		
Month	2018	2019
April	313	247
May	1,210	1,004
June	1,796	1,472
July	2,823	2,425
August	3,292	2,782
September	4,087	3,418
October	4,922	
November	5,643	
December	6,324	
January	6,977	
February	7,686	
March	8,375	
April	8,772	
May	8,772	
June	8,772	

QUALITY

	Quantity	Base Number	Contract	AT	Region	England
% of FP17s for the same patient ID Re-attending within 3 months - Children	23	517	4.4%	9.8%	12.2%	11.6%
% of FP17s for the same patient ID Re-attending within 3 months - Adults	185	2,045	9.0%	13.9%	15.8%	15.5%
% of FP17s for the same patient ID Re-attending between 3 & 9 months - Children	325	517	62.9%	56.9%	60.3%	58.8%
% of FP17s for the same patient ID Re-attending between 3 & 9 months - Adults	1,435	2,045	70.2%	52.8%	53.5%	51.1%
% of FP17s for Band 1 Urgent Courses	78	2,330	3.3%	8.0%	9.1%	9.0%
% of FP17s Relating to Free Repair or Replacements	17	2,330	0.7%	1.1%	1.0%	0.8%
% of FP17s Relating to Continuations	6	2,330	0.3%	1.2%	1.0%	0.9%
% of Patients satisfied with the dentistry they have received	2	2	N/A	94.7%	93.6%	93.3%
% of Patients satisfied with the time they had to wait for an appointment	2	2	N/A	91.4%	89.8%	88.9%

* This is based on patients treated on this contract for their most recent course of treatment. Figures in italics indicate the base number of FP17s or Patient Questionnaire responses are less than 100. N/A is shown where the base number of responses is less than 10 during the period. % is calculated as Quantity/Base number*100

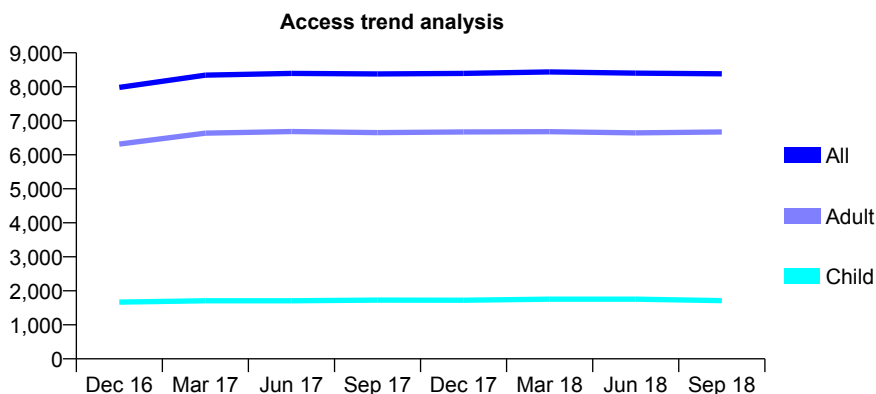
Q49 - Vital Signs At a Glance Contract Report for 601365/0001 - September 2018

Name or company name	MRS JA OWEN
Contract type name	GDS Contract
Purpose of contract	General
Contract start date	01/05/2015
Contract end date	

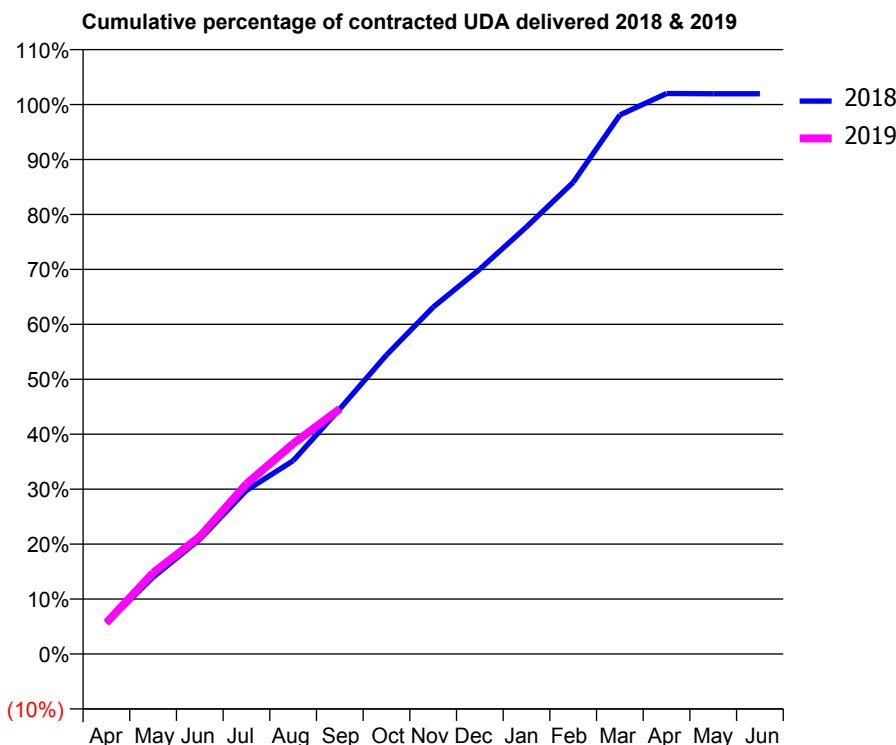
18/19 Contracted general activity (UDA)	23,296
Carry forward general activity (UDA)	-458
18/19 Contracted orthodontic activity (UOA)	0
Carry forward orthodontic activity (UOA)	0
Baseline contract value	£668,808.88

ACCESS*

Patients seen in 24 months	Total	Change since previous quarter
Quarter ending September 2017	8,379	
Quarter ending December 2017	8,396	→
Quarter ending March 2018	8,436	→
Quarter ending June 2018	8,401	→
Quarter ending September 2018	8,384	→
Variance since September 2017	0.1%	→



ACTIVITY



Month	Adjusted Scheduled Activity (UDA)	
	2018	2019
April	1,310	1,334
May	3,259	3,446
June	4,864	4,979
July	6,941	7,216
August	8,197	8,920
September	10,394	10,391
October	12,675	
November	14,709	
December	16,320	
January	18,111	
February	19,996	
March	22,853	
April	23,761	
May	23,754	
June	23,754	

QUALITY

	Quantity	Base Number	Contract	AT	Region	England
% of FP17s for the same patient ID Re-attending within 3 months - Children	57	1,127	5.1%	9.8%	12.2%	11.6%
% of FP17s for the same patient ID Re-attending within 3 months - Adults	473	4,342	10.9%	13.9%	15.8%	15.5%
% of FP17s for the same patient ID Re-attending between 3 & 9 months - Children	642	1,127	57.0%	56.9%	60.3%	58.8%
% of FP17s for the same patient ID Re-attending between 3 & 9 months - Adults	2,530	4,342	58.3%	52.8%	53.5%	51.1%
% of FP17s for Band 1 Urgent Courses	86	4,779	1.8%	8.0%	9.1%	9.0%
% of FP17s Relating to Free Repair or Replacements	117	4,779	2.4%	1.1%	1.0%	0.8%
% of FP17s Relating to Continuations	36	4,779	0.8%	1.2%	1.0%	0.9%
% of Patients satisfied with the dentistry they have received	5	6	N/A	94.7%	93.6%	93.3%
% of Patients satisfied with the time they had to wait for an appointment	5	6	N/A	91.4%	89.8%	88.9%

* This is based on patients treated on this contract for their most recent course of treatment. Figures in italics indicate the base number of FP17s or Patient Questionnaire responses are less than 100. N/A is shown where the base number of responses is less than 10 during the period. % is calculated as Quantity/Base number*100

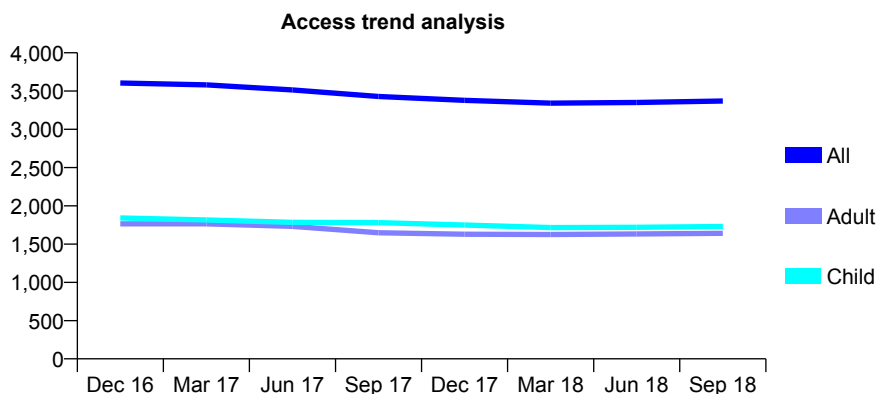
Q49 - Vital Signs At a Glance Contract Report for 622605/0001 - September 2018

Name or company name	MR RA GRANT
Contract type name	GDS Contract
Purpose of contract	General
Contract start date	01/04/2006
Contract end date	

18/19 Contracted general activity (UDA)	11,293
Carry forward general activity (UDA)	0
18/19 Contracted orthodontic activity (UOA)	0
Carry forward orthodontic activity (UOA)	0
Baseline contract value	£294,322.53

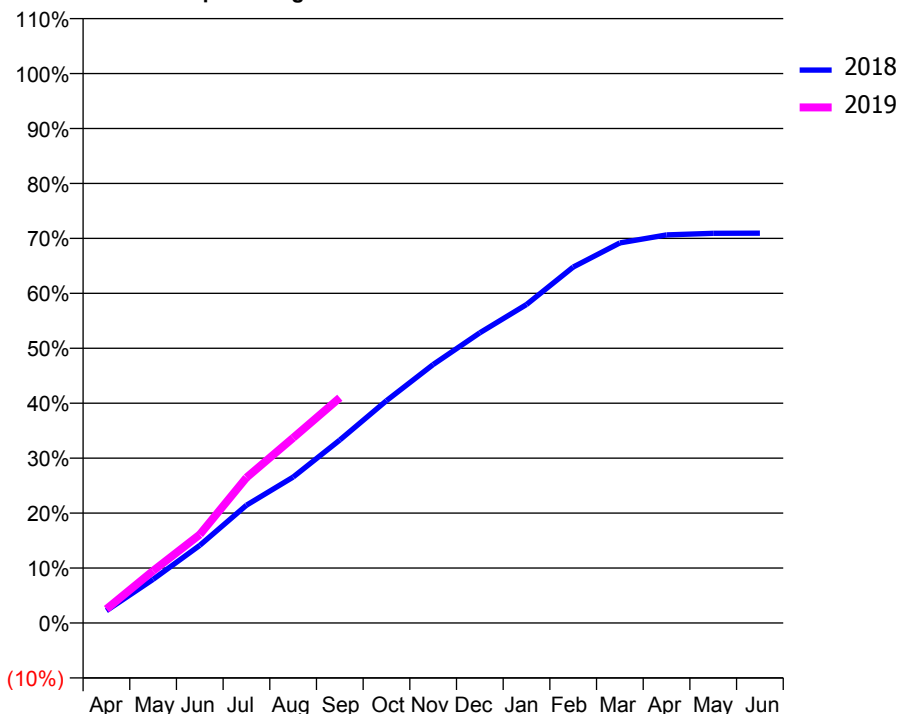
ACCESS*

Patients seen in 24 months	Total	Change since previous quarter
Quarter ending September 2017	3,429	
Quarter ending December 2017	3,378	↓
Quarter ending March 2018	3,342	↓
Quarter ending June 2018	3,351	→
Quarter ending September 2018	3,370	→
Variance since September 2017	(1.7%)	↓



ACTIVITY

Cumulative percentage of contracted UDA delivered 2018 & 2019



Month	Adjusted Scheduled Activity (UDA)	
	2018	2019
April	253	287
May	897	1,072
June	1,595	1,819
July	2,422	2,989
August	3,000	3,806
September	3,761	4,630
October	4,569	
November	5,312	
December	5,965	
January	6,546	
February	7,314	
March	7,812	
April	7,976	
May	8,010	
June	8,013	

QUALITY

	Quantity	Base Number	Contract	AT	Region	England
% of FP17s for the same patient ID Re-attending within 3 months - Children	71	1,249	5.7%	9.8%	12.2%	11.6%
% of FP17s for the same patient ID Re-attending within 3 months - Adults	188	1,052	17.9%	13.9%	15.8%	15.5%
% of FP17s for the same patient ID Re-attending between 3 & 9 months - Children	641	1,249	51.3%	56.9%	60.3%	58.8%
% of FP17s for the same patient ID Re-attending between 3 & 9 months - Adults	486	1,052	46.2%	52.8%	53.5%	51.1%
% of FP17s for Band 1 Urgent Courses	156	2,172	7.2%	8.0%	9.1%	9.0%
% of FP17s Relating to Free Repair or Replacements	4	2,172	0.2%	1.1%	1.0%	0.8%
% of FP17s Relating to Continuations	0	2,172	0.0%	1.2%	1.0%	0.9%
% of Patients satisfied with the dentistry they have received	2	2	N/A	94.7%	93.6%	93.3%
% of Patients satisfied with the time they had to wait for an appointment	2	2	N/A	91.4%	89.8%	88.9%

* This is based on patients treated on this contract for their most recent course of treatment. Figures in italics indicate the base number of FP17s or Patient Questionnaire responses are less than 100. N/A is shown where the base number of responses is less than 10 during the period. % is calculated as Quantity/Base number*100

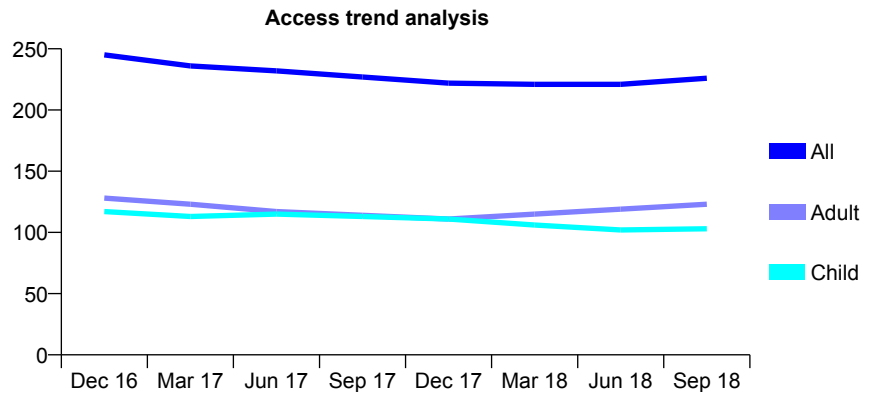
Q49 - Vital Signs At a Glance Contract Report for 622605/0002 - September 2018

Name or company name	MR RA GRANT
Contract type name	GDS Contract
Purpose of contract	General
Contract start date	01/04/2006
Contract end date	

18/19 Contracted general activity (UDA)	813
Carry forward general activity (UDA)	0
18/19 Contracted orthodontic activity (UOA)	0
Carry forward orthodontic activity (UOA)	0
Baseline contract value	£20,128.61

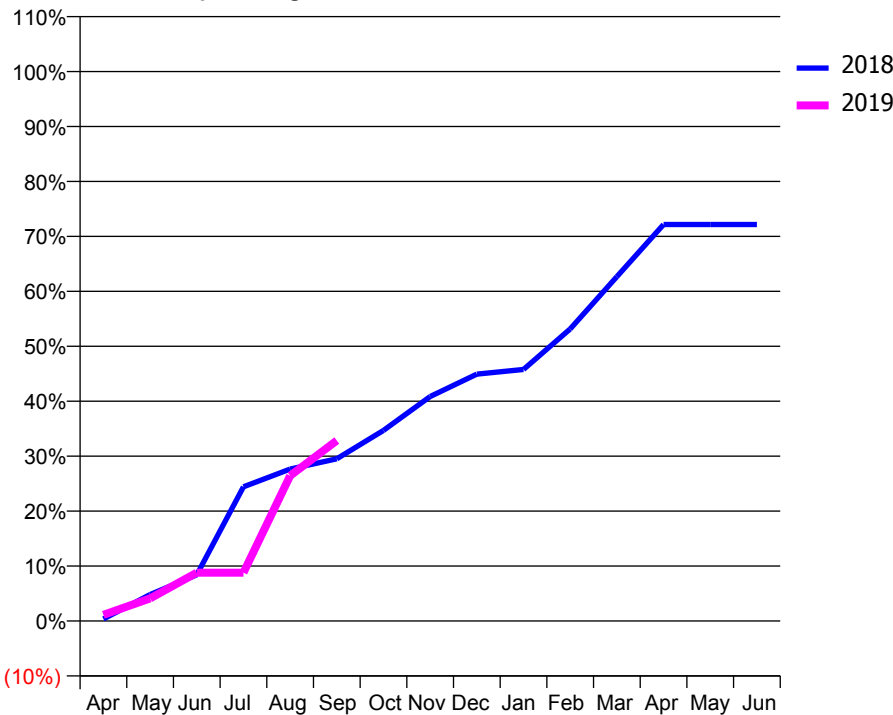
ACCESS*

Patients seen in 24 months	Total	Change since previous quarter
Quarter ending September 2017	227	
Quarter ending December 2017	222	↓
Quarter ending March 2018	221	→
Quarter ending June 2018	221	→
Quarter ending September 2018	226	↑
Variance since September 2017	(0.4%)	→



ACTIVITY

Cumulative percentage of contracted UDA delivered 2018 & 2019



Adjusted Scheduled Activity (UDA)		
Month	2018	2019
April	3	9
May	39	33
June	68	72
July	199	72
August	225	215
September	240	267
October	282	
November	332	
December	365	
January	372	
February	432	
March	510	
April	587	
May	587	
June	587	

QUALITY

	Quantity	Base Number	Contract	AT	Region	England
% of FP17s for the same patient ID Re-attending within 3 months - Children	1	56	1.8%	9.8%	12.2%	11.6%
% of FP17s for the same patient ID Re-attending within 3 months - Adults	10	93	10.8%	13.9%	15.8%	15.5%
% of FP17s for the same patient ID Re-attending between 3 & 9 months - Children	26	56	46.4%	56.9%	60.3%	58.8%
% of FP17s for the same patient ID Re-attending between 3 & 9 months - Adults	42	93	45.2%	52.8%	53.5%	51.1%
% of FP17s for Band 1 Urgent Courses	5	120	4.2%	8.0%	9.1%	9.0%
% of FP17s Relating to Free Repair or Replacements	0	120	0.0%	1.1%	1.0%	0.8%
% of FP17s Relating to Continuations	0	120	0.0%	1.2%	1.0%	0.9%
% of Patients satisfied with the dentistry they have received	0	0	N/A	94.7%	93.6%	93.3%
% of Patients satisfied with the time they had to wait for an appointment	0	0	N/A	91.4%	89.8%	88.9%

* This is based on patients treated on this contract for their most recent course of treatment. Figures in italics indicate the base number of FP17s or Patient Questionnaire responses are less than 100. N/A is shown where the base number of responses is less than 10 during the period. % is calculated as Quantity/Base number*100

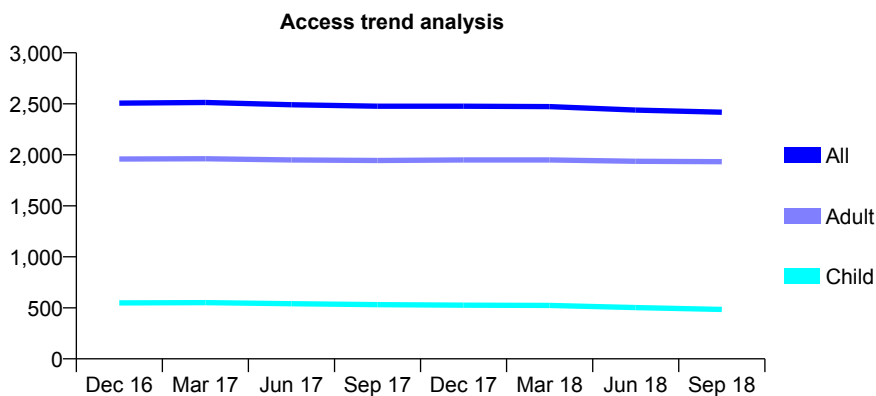
Q49 - Vital Signs At a Glance Contract Report for 631434/0001 - September 2018

Name or company name	MR JM ATKINSON
Contract type name	GDS Contract
Purpose of contract	General
Contract start date	01/04/2006
Contract end date	

18/19 Contracted general activity (UDA)	8,350
Carry forward general activity (UDA)	0
18/19 Contracted orthodontic activity (UOA)	0
Carry forward orthodontic activity (UOA)	0
Baseline contract value	£193,651.98

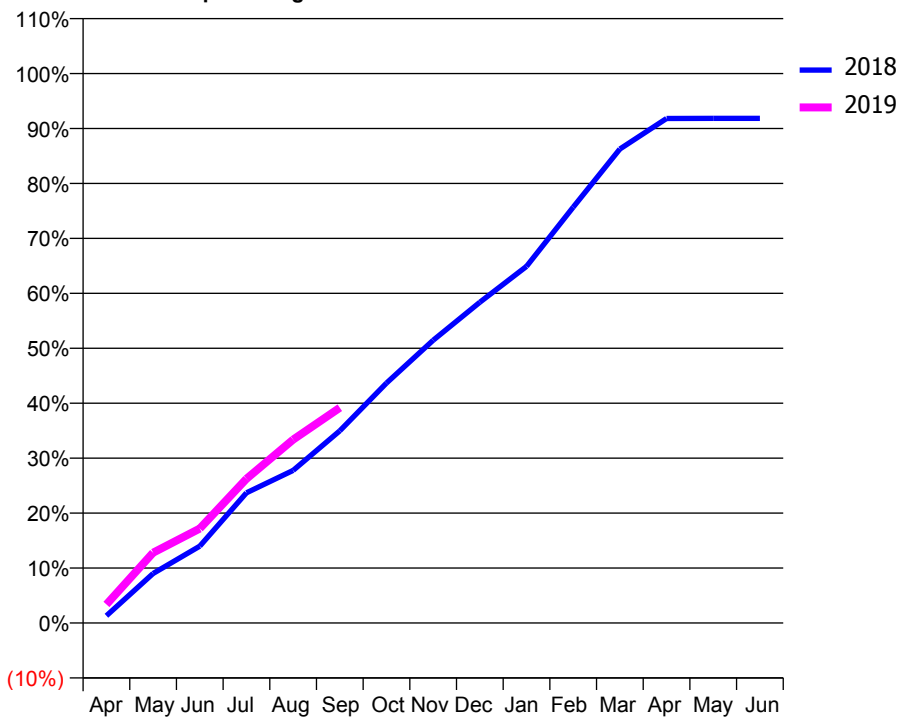
ACCESS*

Patients seen in 24 months	Total	Change since previous quarter
Quarter ending September 2017	2,477	
Quarter ending December 2017	2,476	→
Quarter ending March 2018	2,473	→
Quarter ending June 2018	2,439	↓
Quarter ending September 2018	2,417	→
Variance since September 2017	(2.4%)	↓



ACTIVITY

Cumulative percentage of contracted UDA delivered 2018 & 2019



Month	Adjusted Scheduled Activity (UDA)	
	2018	2019
April	111	282
May	753	1,070
June	1,169	1,435
July	1,979	2,191
August	2,318	2,786
September	2,921	3,272
October	3,646	
November	4,297	
December	4,873	
January	5,419	
February	6,319	
March	7,203	
April	7,667	
May	7,668	
June	7,668	

QUALITY

	Quantity	Base Number	Contract	AT	Region	England
% of FP17s for the same patient ID Re-attending within 3 months - Children	17	355	4.8%	9.8%	12.2%	11.6%
% of FP17s for the same patient ID Re-attending within 3 months - Adults	267	1,499	17.8%	13.9%	15.8%	15.5%
% of FP17s for the same patient ID Re-attending between 3 & 9 months - Children	233	355	65.6%	56.9%	60.3%	58.8%
% of FP17s for the same patient ID Re-attending between 3 & 9 months - Adults	906	1,499	60.4%	52.8%	53.5%	51.1%
% of FP17s for Band 1 Urgent Courses	54	1,695	3.2%	8.0%	9.1%	9.0%
% of FP17s Relating to Free Repair or Replacements	58	1,695	3.4%	1.1%	1.0%	0.8%
% of FP17s Relating to Continuations	19	1,695	1.1%	1.2%	1.0%	0.9%
% of Patients satisfied with the dentistry they have received	4	4	N/A	94.7%	93.6%	93.3%
% of Patients satisfied with the time they had to wait for an appointment	4	4	N/A	91.4%	89.8%	88.9%

* This is based on patients treated on this contract for their most recent course of treatment. Figures in italics indicate the base number of FP17s or Patient Questionnaire responses are less than 100. N/A is shown where the base number of responses is less than 10 during the period. % is calculated as Quantity/Base number*100

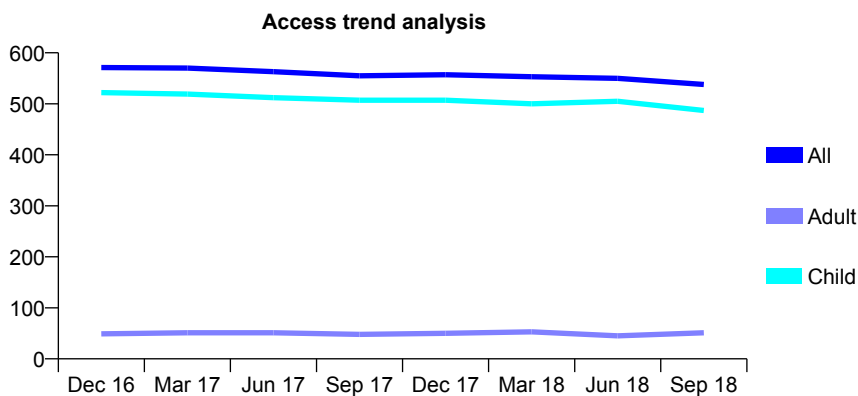
Q49 - Vital Signs At a Glance Contract Report for 635081/0001 - September 2018

Name or company name	MR WA TAYLOR
Contract type name	GDS Contract
Purpose of contract	General and Orthodontic
Contract start date	01/04/2006
Contract end date	

18/19 Contracted general activity (UDA)	1,400
Carry forward general activity (UDA)	0
18/19 Contracted orthodontic activity (UOA)	0
Carry forward orthodontic activity (UOA)	0
Baseline contract value	£33,478.30

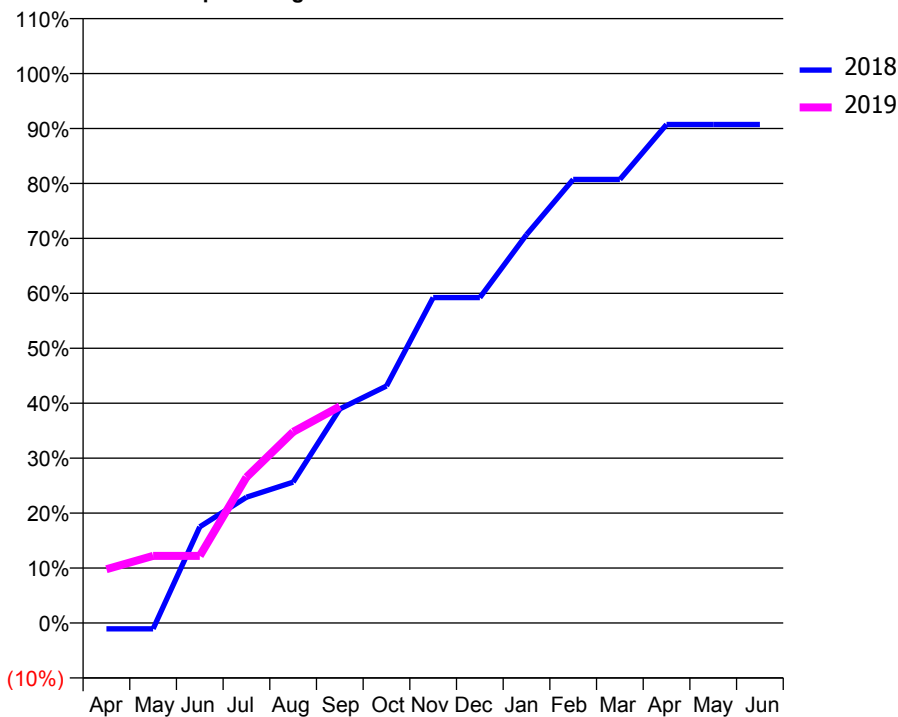
ACCESS*

Patients seen in 24 months	Total	Change since previous quarter
Quarter ending September 2017	555	
Quarter ending December 2017	557	→
Quarter ending March 2018	553	→
Quarter ending June 2018	550	→
Quarter ending September 2018	538	↓
Variance since September 2017	(3.1%)	↓



ACTIVITY

Cumulative percentage of contracted UDA delivered 2018 & 2019



Adjusted Scheduled Activity (UDA)

Month	2018	2019
April	-15	137
May	-15	171
June	245	171
July	320	371
August	359	487
September	545	552
October	604	
November	829	
December	829	
January	989	
February	1,130	
March	1,130	
April	1,270	
May	1,270	
June	1,270	

QUALITY

	Quantity	Base Number	Contract	AT	Region	England
% of FP17s for the same patient ID Re-attending within 3 months - Children	32	483	6.6%	9.8%	12.2%	11.6%
% of FP17s for the same patient ID Re-attending within 3 months - Adults	0	0	N/A	13.9%	15.8%	15.5%
% of FP17s for the same patient ID Re-attending between 3 & 9 months - Children	361	483	74.7%	56.9%	60.3%	58.8%
% of FP17s for the same patient ID Re-attending between 3 & 9 months - Adults	0	0	N/A	52.8%	53.5%	51.1%
% of FP17s for Band 1 Urgent Courses	10	398	2.5%	8.0%	9.1%	9.0%
% of FP17s Relating to Free Repair or Replacements	0	398	0.0%	1.1%	1.0%	0.8%
% of FP17s Relating to Continuations	2	398	0.5%	1.2%	1.0%	0.9%
% of Patients satisfied with the dentistry they have received	0	0	N/A	94.7%	93.6%	93.3%
% of Patients satisfied with the time they had to wait for an appointment	0	0	N/A	91.4%	89.8%	88.9%

* This is based on patients treated on this contract for their most recent course of treatment. Figures in italics indicate the base number of FP17s or Patient Questionnaire responses are less than 100. N/A is shown where the base number of responses is less than 10 during the period. % is calculated as Quantity/Base number*100

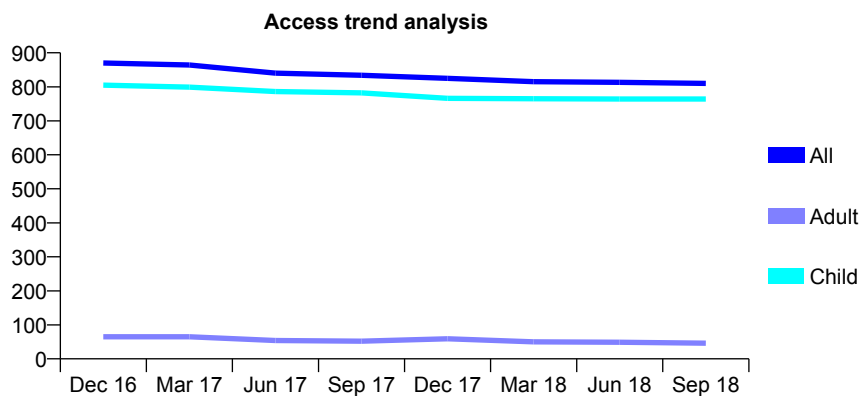
Q49 - Vital Signs At a Glance Contract Report for 636029/0001 - September 2018

Name or company name	MRS JM STEVENSON
Contract type name	GDS Contract
Purpose of contract	General and Orthodontic
Contract start date	01/04/2006
Contract end date	

18/19 Contracted general activity (UDA)	1,515
Carry forward general activity (UDA)	-12
18/19 Contracted orthodontic activity (UOA)	0
Carry forward orthodontic activity (UOA)	0
Baseline contract value	£36,587.25

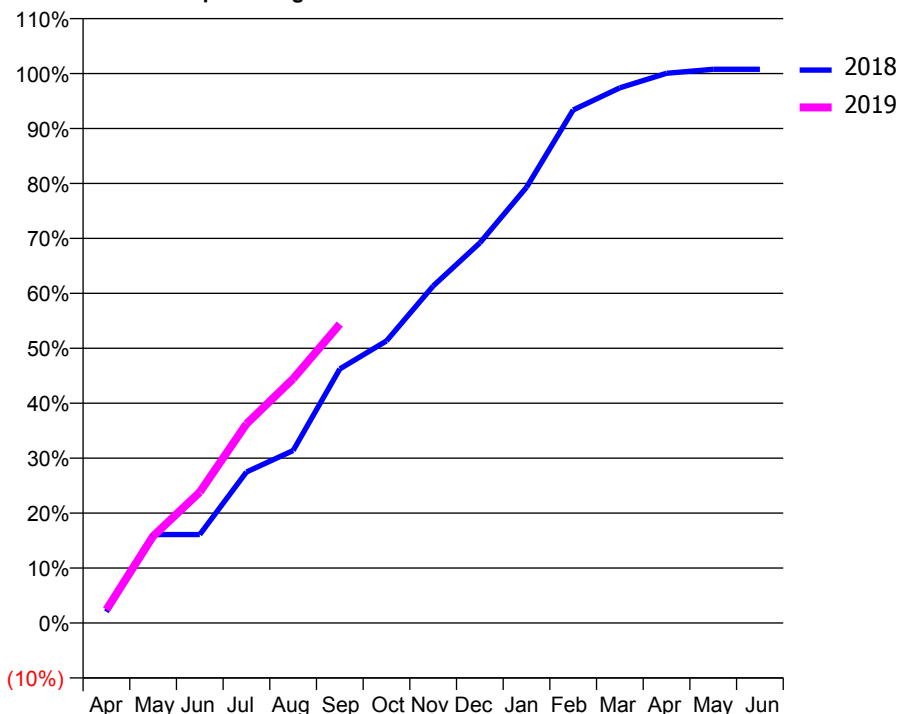
ACCESS*

Patients seen in 24 months	Total	Change since previous quarter
Quarter ending September 2017	834	
Quarter ending December 2017	825	↓
Quarter ending March 2018	815	↓
Quarter ending June 2018	813	→
Quarter ending September 2018	810	→
Variance since September 2017	(2.9%)	↓



ACTIVITY

Cumulative percentage of contracted UDA delivered 2018 & 2019



Adjusted Scheduled Activity (UDA)

Month	2018	2019
April	31	37
May	244	239
June	244	361
July	416	549
August	476	673
September	700	824
October	778	
November	929	
December	1,048	
January	1,201	
February	1,414	
March	1,476	
April	1,516	
May	1,527	
June	1,527	

QUALITY

	Quantity	Base Number	Contract	AT	Region	England
% of FP17s for the same patient ID Re-attending within 3 months - Children	45	637	7.1%	9.8%	12.2%	11.6%
% of FP17s for the same patient ID Re-attending within 3 months - Adults	0	0	N/A	13.9%	15.8%	15.5%
% of FP17s for the same patient ID Re-attending between 3 & 9 months - Children	347	637	54.5%	56.9%	60.3%	58.8%
% of FP17s for the same patient ID Re-attending between 3 & 9 months - Adults	0	0	N/A	52.8%	53.5%	51.1%
% of FP17s for Band 1 Urgent Courses	35	570	6.1%	8.0%	9.1%	9.0%
% of FP17s Relating to Free Repair or Replacements	0	570	0.0%	1.1%	1.0%	0.8%
% of FP17s Relating to Continuations	4	570	0.7%	1.2%	1.0%	0.9%
% of Patients satisfied with the dentistry they have received	1	1	N/A	94.7%	93.6%	93.3%
% of Patients satisfied with the time they had to wait for an appointment	1	1	N/A	91.4%	89.8%	88.9%

* This is based on patients treated on this contract for their most recent course of treatment. Figures in italics indicate the base number of FP17s or Patient Questionnaire responses are less than 100. N/A is shown where the base number of responses is less than 10 during the period. % is calculated as Quantity/Base number*100

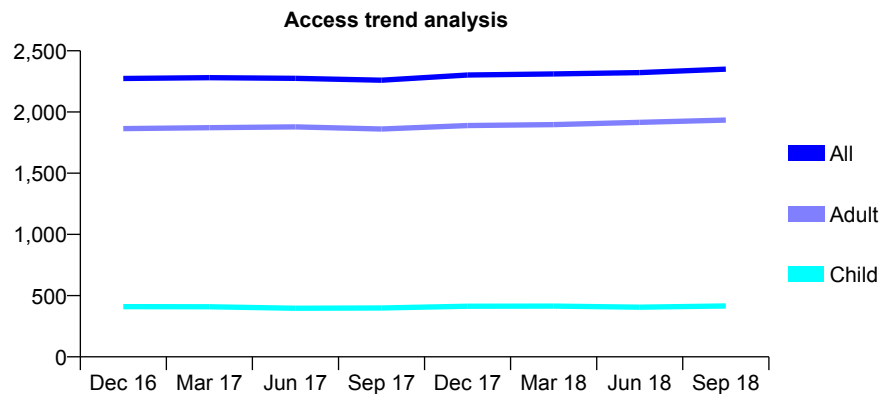
Q49 - Vital Signs At a Glance Contract Report for 636746/0001 - September 2018

Name or company name	Marsden Road Dental Practice Partnership
Contract type name	GDS Contract
Purpose of contract	General and Orthodontic
Contract start date	01/04/2006
Contract end date	

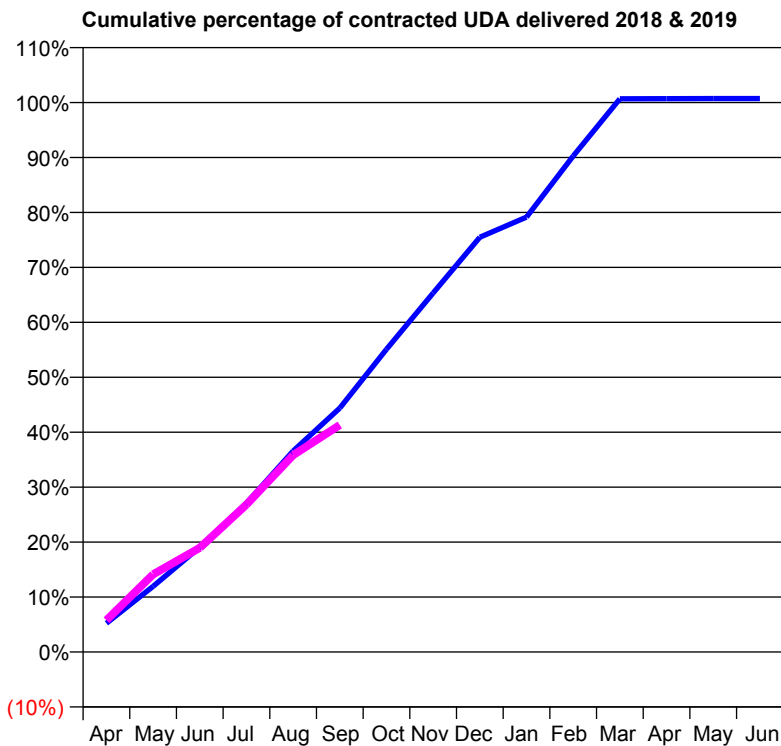
18/19 Contracted general activity (UDA)	8,699
Carry forward general activity (UDA)	-62
18/19 Contracted orthodontic activity (UOA)	0
Carry forward orthodontic activity (UOA)	0
Baseline contract value	£232,430.00

ACCESS*

Patients seen in 24 months	Total	Change since previous quarter
Quarter ending September 2017	2,260	
Quarter ending December 2017	2,302	→
Quarter ending March 2018	2,311	→
Quarter ending June 2018	2,322	→
Quarter ending September 2018	2,350	→
Variance since September 2017	4.0%	↑



ACTIVITY



Month	Adjusted Scheduled Activity (UDA)	
	2018	2019
April	456	504
May	1,039	1,230
June	1,661	1,650
July	2,357	2,334
August	3,183	3,117
September	3,862	3,594
October	4,793	
November	5,685	
December	6,567	
January	6,884	
February	7,852	
March	8,758	
April	8,759	
May	8,761	
June	8,761	

QUALITY

	Quantity	Base Number	Contract	AT	Region	England
% of FP17s for the same patient ID Re-attending within 3 months - Children	15	304	4.9%	9.8%	12.2%	11.6%
% of FP17s for the same patient ID Re-attending within 3 months - Adults	184	1,379	13.3%	13.9%	15.8%	15.5%
% of FP17s for the same patient ID Re-attending between 3 & 9 months - Children	201	304	66.1%	56.9%	60.3%	58.8%
% of FP17s for the same patient ID Re-attending between 3 & 9 months - Adults	836	1,379	60.6%	52.8%	53.5%	51.1%
% of FP17s for Band 1 Urgent Courses	93	1,682	5.5%	8.0%	9.1%	9.0%
% of FP17s Relating to Free Repair or Replacements	12	1,682	0.7%	1.1%	1.0%	0.8%
% of FP17s Relating to Continuations	49	1,682	2.9%	1.2%	1.0%	0.9%
% of Patients satisfied with the dentistry they have received	4	4	N/A	94.7%	93.6%	93.3%
% of Patients satisfied with the time they had to wait for an appointment	3	4	N/A	91.4%	89.8%	88.9%

* This is based on patients treated on this contract for their most recent course of treatment. Figures in italics indicate the base number of FP17s or Patient Questionnaire responses are less than 100. N/A is shown where the base number of responses is less than 10 during the period. % is calculated as Quantity/Base number*100

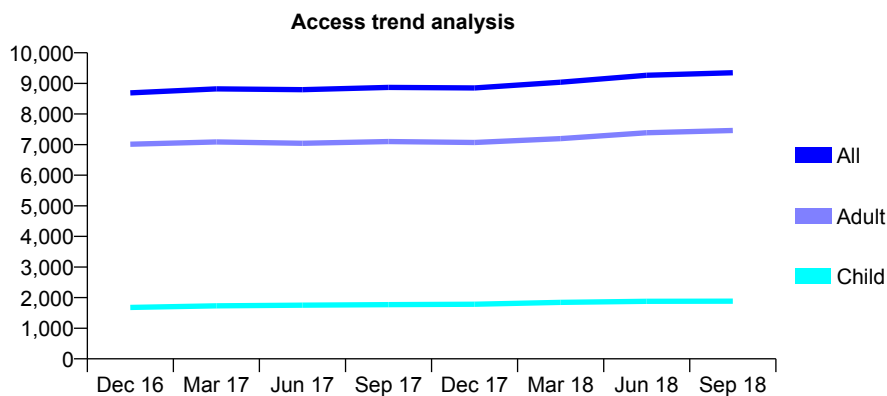
Q49 - Vital Signs At a Glance Contract Report for 636827/0001 - September 2018

Name or company name	Honour Health Partnership
Contract type name	GDS Contract
Purpose of contract	General
Contract start date	01/04/2006
Contract end date	

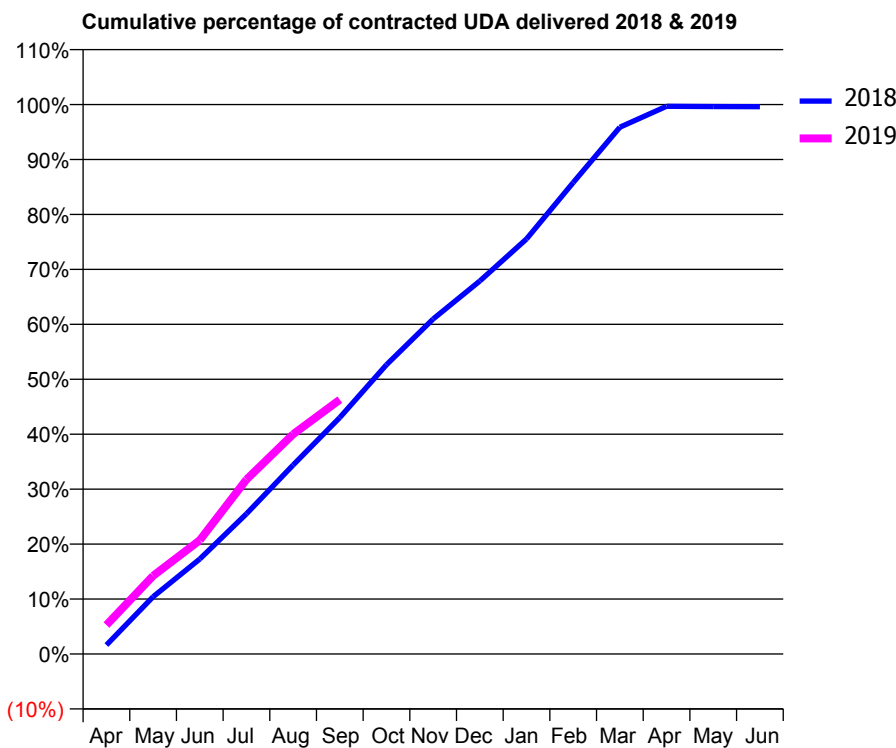
18/19 Contracted general activity (UDA)	17,950
Carry forward general activity (UDA)	69
18/19 Contracted orthodontic activity (UOA)	0
Carry forward orthodontic activity (UOA)	0
Baseline contract value	£470,420.72

ACCESS*

Patients seen in 24 months	Total	Change since previous quarter
Quarter ending September 2017	8,870	
Quarter ending December 2017	8,853	→
Quarter ending March 2018	9,040	↑
Quarter ending June 2018	9,267	↑
Quarter ending September 2018	9,349	→
Variance since September 2017	5.4%	↑



ACTIVITY



Month	Adjusted Scheduled Activity (UDA)	
	2018	2019
April	294	949
May	1,872	2,554
June	3,102	3,718
July	4,579	5,701
August	6,176	7,181
September	7,724	8,311
October	9,449	
November	10,946	
December	12,186	
January	13,558	
February	15,398	
March	17,208	
April	17,891	
May	17,882	
June	17,880	

QUALITY

	Quantity	Base Number	Contract	AT	Region	England
% of FP17s for the same patient ID Re-attending within 3 months - Children	72	1,362	5.3%	9.8%	12.2%	11.6%
% of FP17s for the same patient ID Re-attending within 3 months - Adults	624	4,753	13.1%	13.9%	15.8%	15.5%
% of FP17s for the same patient ID Re-attending between 3 & 9 months - Children	829	1,362	60.9%	56.9%	60.3%	58.8%
% of FP17s for the same patient ID Re-attending between 3 & 9 months - Adults	2,423	4,753	51.0%	52.8%	53.5%	51.1%
% of FP17s for Band 1 Urgent Courses	595	5,088	11.7%	8.0%	9.1%	9.0%
% of FP17s Relating to Free Repair or Replacements	19	5,088	0.4%	1.1%	1.0%	0.8%
% of FP17s Relating to Continuations	5	5,088	0.1%	1.2%	1.0%	0.9%
% of Patients satisfied with the dentistry they have received	6	8	N/A	94.7%	93.6%	93.3%
% of Patients satisfied with the time they had to wait for an appointment	6	8	N/A	91.4%	89.8%	88.9%

* This is based on patients treated on this contract for their most recent course of treatment. Figures in italics indicate the base number of FP17s or Patient Questionnaire responses are less than 100. N/A is shown where the base number of responses is less than 10 during the period. % is calculated as Quantity/Base number*100

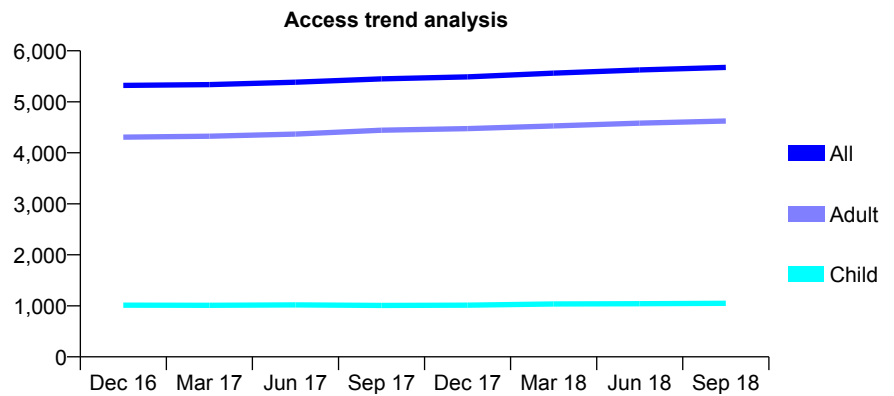
Q49 - Vital Signs At a Glance Contract Report for 642495/0001 - September 2018

Name or company name	Garvey & Hicks
Contract type name	GDS Contract
Purpose of contract	General and Orthodontic
Contract start date	01/04/2006
Contract end date	

18/19 Contracted general activity (UDA)	19,348
Carry forward general activity (UDA)	-37
18/19 Contracted orthodontic activity (UOA)	0
Carry forward orthodontic activity (UOA)	0
Baseline contract value	£555,746.36

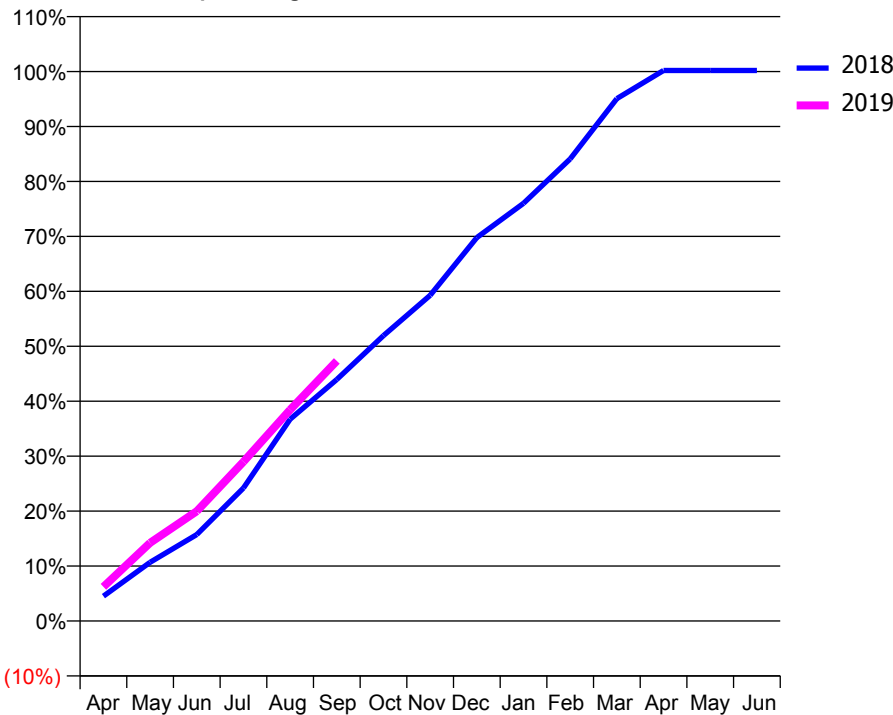
ACCESS*

Patients seen in 24 months	Total	Change since previous quarter
Quarter ending September 2017	5,449	
Quarter ending December 2017	5,488	→
Quarter ending March 2018	5,563	→
Quarter ending June 2018	5,624	→
Quarter ending September 2018	5,674	→
Variance since September 2017	4.1%	↑



ACTIVITY

Cumulative percentage of contracted UDA delivered 2018 & 2019



Month	Adjusted Scheduled Activity (UDA)	
	2018	2019
April	874	1,204
May	2,069	2,755
June	3,046	3,867
July	4,686	5,608
August	7,105	7,438
September	8,506	9,158
October	10,051	
November	11,469	
December	13,501	
January	14,706	
February	16,269	
March	18,394	
April	19,385	
May	19,385	
June	19,385	

QUALITY

	Quantity	Base Number	Contract	AT	Region	England
% of FP17s for the same patient ID Re-attending within 3 months - Children	66	818	8.1%	9.8%	12.2%	11.6%
% of FP17s for the same patient ID Re-attending within 3 months - Adults	474	3,329	14.2%	13.9%	15.8%	15.5%
% of FP17s for the same patient ID Re-attending between 3 & 9 months - Children	417	818	51.0%	56.9%	60.3%	58.8%
% of FP17s for the same patient ID Re-attending between 3 & 9 months - Adults	1,829	3,329	54.9%	52.8%	53.5%	51.1%
% of FP17s for Band 1 Urgent Courses	272	3,794	7.2%	8.0%	9.1%	9.0%
% of FP17s Relating to Free Repair or Replacements	42	3,794	1.1%	1.1%	1.0%	0.8%
% of FP17s Relating to Continuations	62	3,794	1.6%	1.2%	1.0%	0.9%
% of Patients satisfied with the dentistry they have received	7	7	N/A	94.7%	93.6%	93.3%
% of Patients satisfied with the time they had to wait for an appointment	7	7	N/A	91.4%	89.8%	88.9%

* This is based on patients treated on this contract for their most recent course of treatment. Figures in italics indicate the base number of FP17s or Patient Questionnaire responses are less than 100. N/A is shown where the base number of responses is less than 10 during the period. % is calculated as Quantity/Base number*100

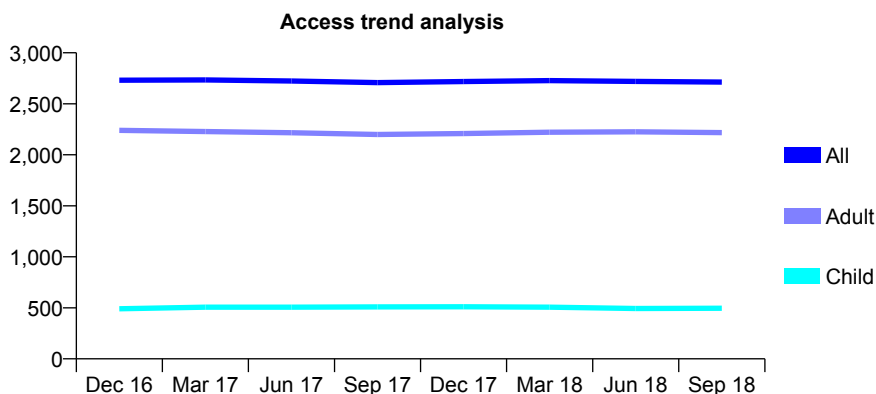
Q49 - Vital Signs At a Glance Contract Report for 643874/0001 - September 2018

Name or company name	MR M STEPHENSON
Contract type name	GDS Contract
Purpose of contract	General
Contract start date	01/04/2006
Contract end date	

18/19 Contracted general activity (UDA)	8,954
Carry forward general activity (UDA)	0
18/19 Contracted orthodontic activity (UOA)	0
Carry forward orthodontic activity (UOA)	0
Baseline contract value	£194,255.94

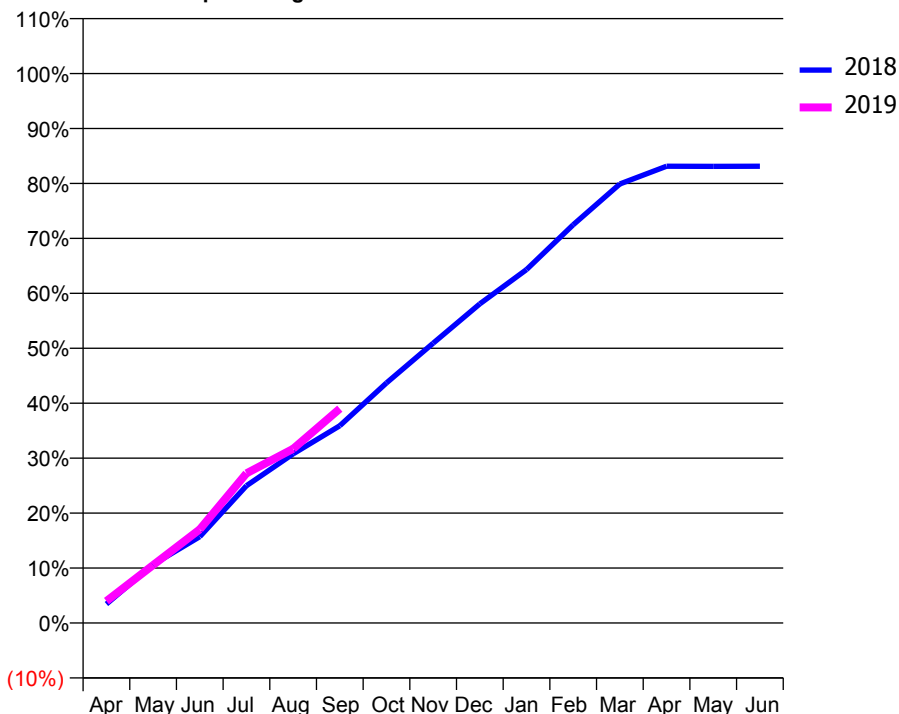
ACCESS*

Patients seen in 24 months	Total	Change since previous quarter
Quarter ending September 2017	2,708	
Quarter ending December 2017	2,718	→
Quarter ending March 2018	2,727	→
Quarter ending June 2018	2,720	→
Quarter ending September 2018	2,713	→
Variance since September 2017	0.2%	→



ACTIVITY

Cumulative percentage of contracted UDA delivered 2018 & 2019



Month	Adjusted Scheduled Activity (UDA)	
	2018	2019
April	310	358
May	953	944
June	1,407	1,526
July	2,238	2,438
August	2,756	2,839
September	3,215	3,493
October	3,912	
November	4,560	
December	5,201	
January	5,760	
February	6,490	
March	7,155	
April	7,444	
May	7,440	
June	7,442	

QUALITY

	Quantity	Base Number	Contract	AT	Region	England
% of FP17s for the same patient ID Re-attending within 3 months - Children	17	350	4.9%	9.8%	12.2%	11.6%
% of FP17s for the same patient ID Re-attending within 3 months - Adults	191	1,583	12.1%	13.9%	15.8%	15.5%
% of FP17s for the same patient ID Re-attending between 3 & 9 months - Children	215	350	61.4%	56.9%	60.3%	58.8%
% of FP17s for the same patient ID Re-attending between 3 & 9 months - Adults	931	1,583	58.8%	52.8%	53.5%	51.1%
% of FP17s for Band 1 Urgent Courses	160	1,800	8.9%	8.0%	9.1%	9.0%
% of FP17s Relating to Free Repair or Replacements	32	1,800	1.8%	1.1%	1.0%	0.8%
% of FP17s Relating to Continuations	18	1,800	1.0%	1.2%	1.0%	0.9%
% of Patients satisfied with the dentistry they have received	1	1	N/A	94.7%	93.6%	93.3%
% of Patients satisfied with the time they had to wait for an appointment	1	1	N/A	91.4%	89.8%	88.9%

* This is based on patients treated on this contract for their most recent course of treatment. Figures in italics indicate the base number of FP17s or Patient Questionnaire responses are less than 100. N/A is shown where the base number of responses is less than 10 during the period. % is calculated as Quantity/Base number*100

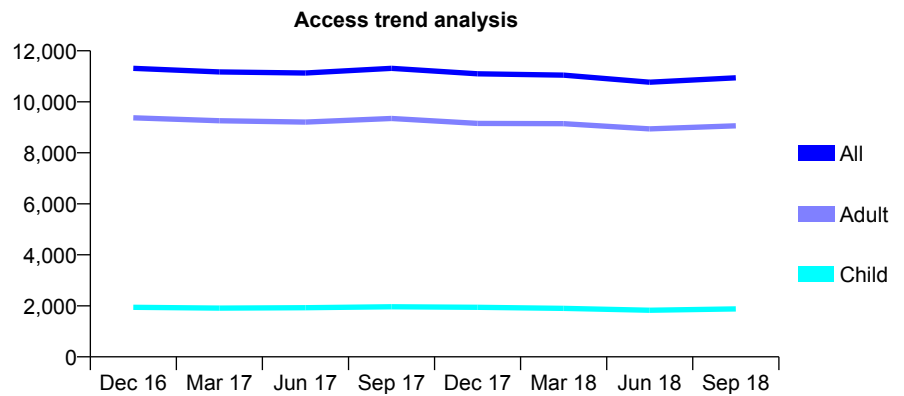
Q49 - Vital Signs At a Glance Contract Report for 644366/0001 - September 2018

Name or company name	S J Smith & Associates
Contract type name	GDS Contract
Purpose of contract	General
Contract start date	01/04/2006
Contract end date	

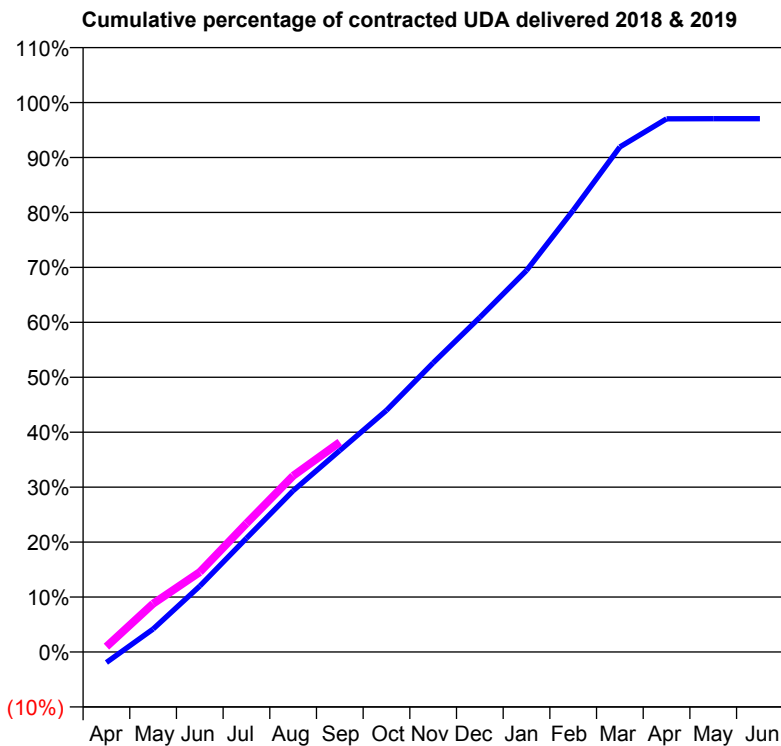
18/19 Contracted general activity (UDA)	27,687
Carry forward general activity (UDA)	814
18/19 Contracted orthodontic activity (UOA)	0
Carry forward orthodontic activity (UOA)	0
Baseline contract value	£714,185.33

ACCESS*

Patients seen in 24 months	Total	Change since previous quarter
Quarter ending September 2017	11,311	
Quarter ending December 2017	11,097	↓
Quarter ending March 2018	11,045	→
Quarter ending June 2018	10,771	↓
Quarter ending September 2018	10,940	→
Variance since September 2017	(3.3%)	↓



ACTIVITY



Month	Adjusted Scheduled Activity (UDA)	
	2018	2019
April	-531	273
May	1,158	2,438
June	3,319	4,030
July	5,738	6,483
August	8,128	8,876
September	10,158	10,569
October	12,178	
November	14,568	
December	16,859	
January	19,224	
February	22,259	
March	25,449	
April	26,864	
May	26,873	
June	26,873	

QUALITY

	Quantity	Base Number	Contract	AT	Region	England
% of FP17s for the same patient ID Re-attending within 3 months - Children	45	1,096	4.1%	9.8%	12.2%	11.6%
% of FP17s for the same patient ID Re-attending within 3 months - Adults	424	4,553	9.3%	13.9%	15.8%	15.5%
% of FP17s for the same patient ID Re-attending between 3 & 9 months - Children	477	1,096	43.5%	56.9%	60.3%	58.8%
% of FP17s for the same patient ID Re-attending between 3 & 9 months - Adults	1,598	4,553	35.1%	52.8%	53.5%	51.1%
% of FP17s for Band 1 Urgent Courses	291	5,177	5.6%	8.0%	9.1%	9.0%
% of FP17s Relating to Free Repair or Replacements	18	5,177	0.3%	1.1%	1.0%	0.8%
% of FP17s Relating to Continuations	69	5,177	1.3%	1.2%	1.0%	0.9%
% of Patients satisfied with the dentistry they have received	13	13	100.0%	94.7%	93.6%	93.3%
% of Patients satisfied with the time they had to wait for an appointment	11	13	84.6%	91.4%	89.8%	88.9%

* This is based on patients treated on this contract for their most recent course of treatment. Figures in italics indicate the base number of FP17s or Patient Questionnaire responses are less than 100. N/A is shown where the base number of responses is less than 10 during the period. % is calculated as Quantity/Base number*100

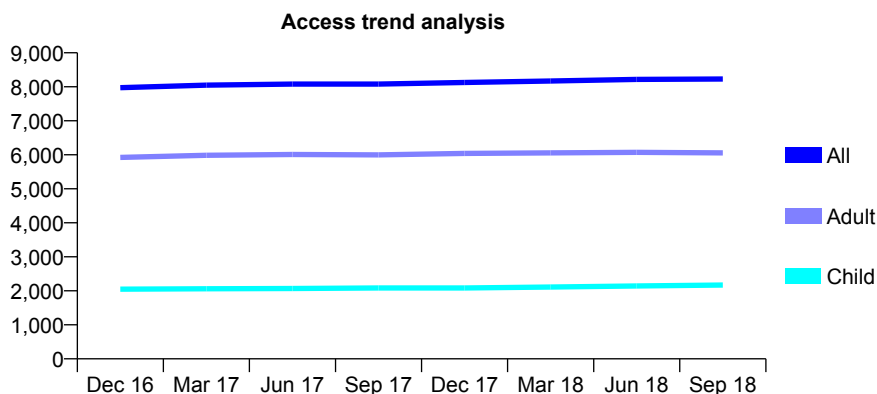
Q49 - Vital Signs At a Glance Contract Report for 644676/0001 - September 2018

Name or company name	MRS JM DORAN
Contract type name	Pilot Contract
Purpose of contract	General
Contract start date	01/04/2006
Contract end date	

18/19 Contracted general activity (UDA)	15,315
Carry forward general activity (UDA)	0
18/19 Contracted orthodontic activity (UOA)	0
Carry forward orthodontic activity (UOA)	0
Baseline contract value	£707,924.05

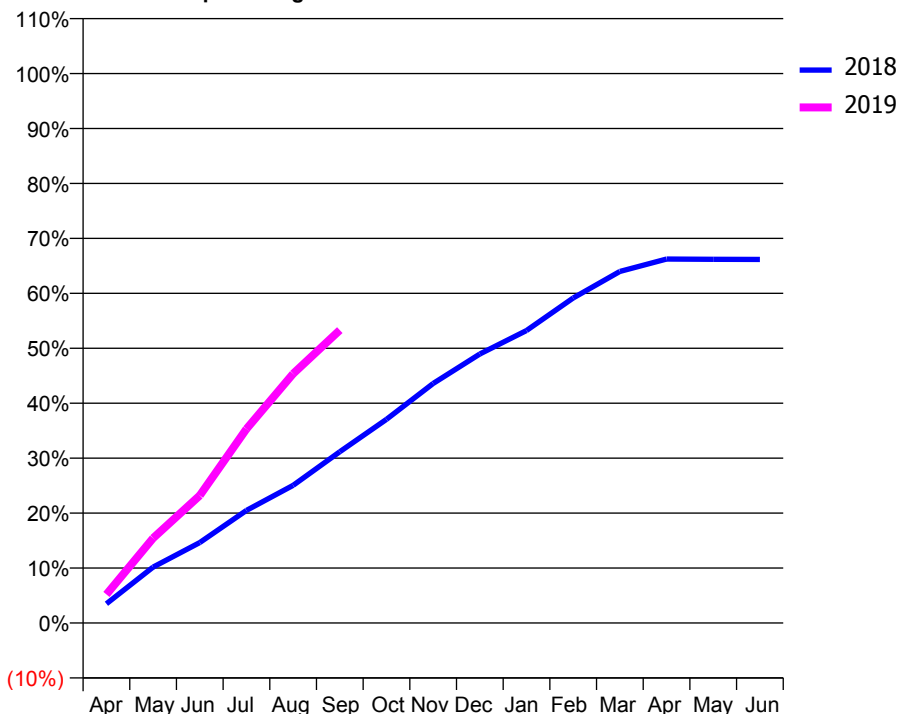
ACCESS*

Patients seen in 24 months	Total	Change since previous quarter
Quarter ending September 2017	8,080	
Quarter ending December 2017	8,126	→
Quarter ending March 2018	8,170	→
Quarter ending June 2018	8,218	→
Quarter ending September 2018	8,229	→
Variance since September 2017	1.8%	→



ACTIVITY

Cumulative percentage of contracted UDA delivered 2018 & 2019



Month	Adjusted Scheduled Activity (UDA)	
	2018	2019
April	1,038	796
May	3,012	2,364
June	4,331	3,554
July	6,060	5,409
August	7,412	6,949
September	9,225	8,165
October	10,966	
November	12,900	
December	14,485	
January	15,750	
February	17,501	
March	18,929	
April	19,598	
May	19,584	
June	19,575	

QUALITY

	Quantity	Base Number	Contract	AT	Region	England
% of FP17s for the same patient ID Re-attending within 3 months - Children	74	1,538	4.8%	9.8%	12.2%	11.6%
% of FP17s for the same patient ID Re-attending within 3 months - Adults	383	3,195	12.0%	13.9%	15.8%	15.5%
% of FP17s for the same patient ID Re-attending between 3 & 9 months - Children	922	1,538	59.9%	56.9%	60.3%	58.8%
% of FP17s for the same patient ID Re-attending between 3 & 9 months - Adults	1,398	3,195	43.8%	52.8%	53.5%	51.1%
% of FP17s for Band 1 Urgent Courses	44	4,120	1.1%	8.0%	9.1%	9.0%
% of FP17s Relating to Free Repair or Replacements	21	4,120	0.5%	1.1%	1.0%	0.8%
% of FP17s Relating to Continuations	33	4,120	0.8%	1.2%	1.0%	0.9%
% of Patients satisfied with the dentistry they have received	3	4	N/A	94.7%	93.6%	93.3%
% of Patients satisfied with the time they had to wait for an appointment	4	4	N/A	91.4%	89.8%	88.9%

* This is based on patients treated on this contract for their most recent course of treatment. Figures in italics indicate the base number of FP17s or Patient Questionnaire responses are less than 100. N/A is shown where the base number of responses is less than 10 during the period. % is calculated as Quantity/Base number*100

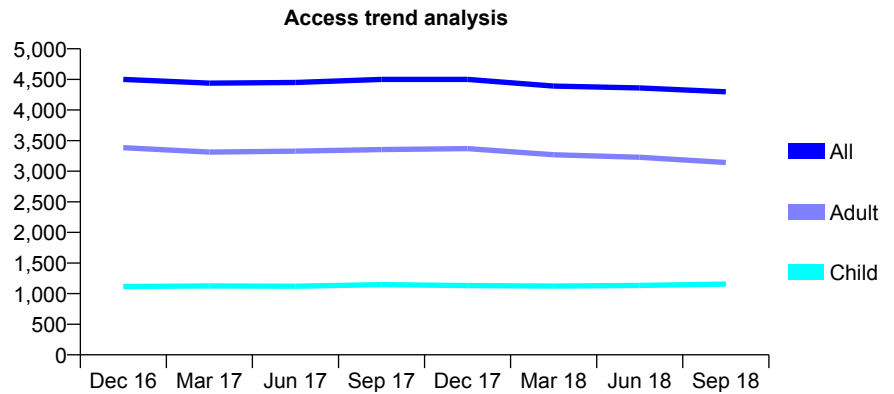
Q49 - Vital Signs At a Glance Contract Report for 644676/0002 - September 2018

Name or company name	MRS JM DORAN
Contract type name	Pilot Contract
Purpose of contract	General
Contract start date	24/05/2008
Contract end date	

18/19 Contracted general activity (UDA)	15,280
Carry forward general activity (UDA)	0
18/19 Contracted orthodontic activity (UOA)	0
Carry forward orthodontic activity (UOA)	0
Baseline contract value	£343,813.82

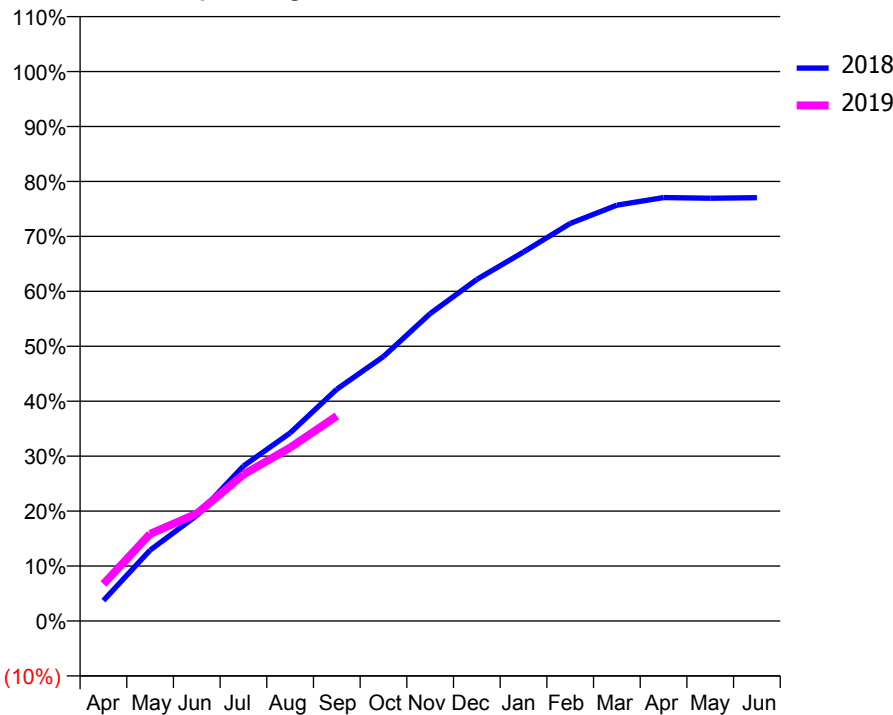
ACCESS*

Patients seen in 24 months	Total	Change since previous quarter
Quarter ending September 2017	4,501	
Quarter ending December 2017	4,501	→
Quarter ending March 2018	4,392	↓
Quarter ending June 2018	4,361	→
Quarter ending September 2018	4,297	↓
Variance since September 2017	(4.5%)	↓



ACTIVITY

Cumulative percentage of contracted UDA delivered 2018 & 2019



Adjusted Scheduled Activity (UDA)		
Month	2018	2019
April	571	1,029
May	1,972	2,422
June	2,934	2,987
July	4,311	4,075
August	5,230	4,822
September	6,447	5,699
October	7,356	
November	8,549	
December	9,499	
January	10,260	
February	11,056	
March	11,563	
April	11,773	
May	11,757	
June	11,772	

QUALITY

	Quantity	Base Number	Contract	AT	Region	England
% of FP17s for the same patient ID Re-attending within 3 months - Children	24	741	3.2%	9.8%	12.2%	11.6%
% of FP17s for the same patient ID Re-attending within 3 months - Adults	121	1,628	7.4%	13.9%	15.8%	15.5%
% of FP17s for the same patient ID Re-attending between 3 & 9 months - Children	437	741	59.0%	56.9%	60.3%	58.8%
% of FP17s for the same patient ID Re-attending between 3 & 9 months - Adults	685	1,628	42.1%	52.8%	53.5%	51.1%
% of FP17s for Band 1 Urgent Courses	17	2,228	0.8%	8.0%	9.1%	9.0%
% of FP17s Relating to Free Repair or Replacements	18	2,228	0.8%	1.1%	1.0%	0.8%
% of FP17s Relating to Continuations	26	2,228	1.2%	1.2%	1.0%	0.9%
% of Patients satisfied with the dentistry they have received	2	2	N/A	94.7%	93.6%	93.3%
% of Patients satisfied with the time they had to wait for an appointment	2	2	N/A	91.4%	89.8%	88.9%

* This is based on patients treated on this contract for their most recent course of treatment. Figures in italics indicate the base number of FP17s or Patient Questionnaire responses are less than 100. N/A is shown where the base number of responses is less than 10 during the period. % is calculated as Quantity/Base number*100

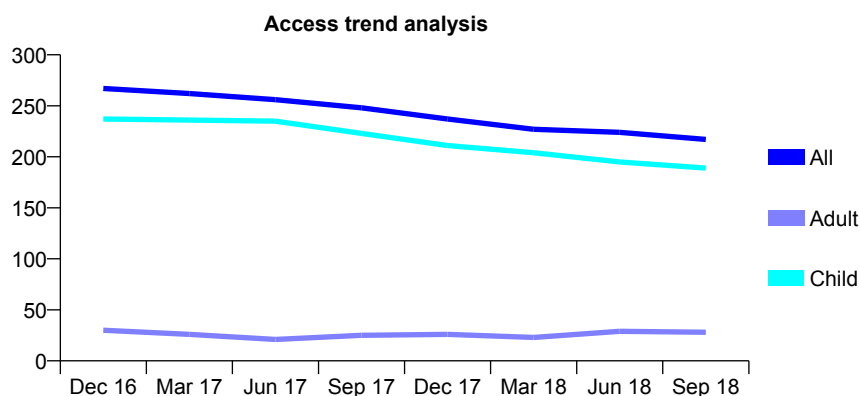
Q49 - Vital Signs At a Glance Contract Report for 649341/0001 - September 2018

Name or company name	MR SR MORRIS
Contract type name	GDS Contract
Purpose of contract	General
Contract start date	01/04/2006
Contract end date	

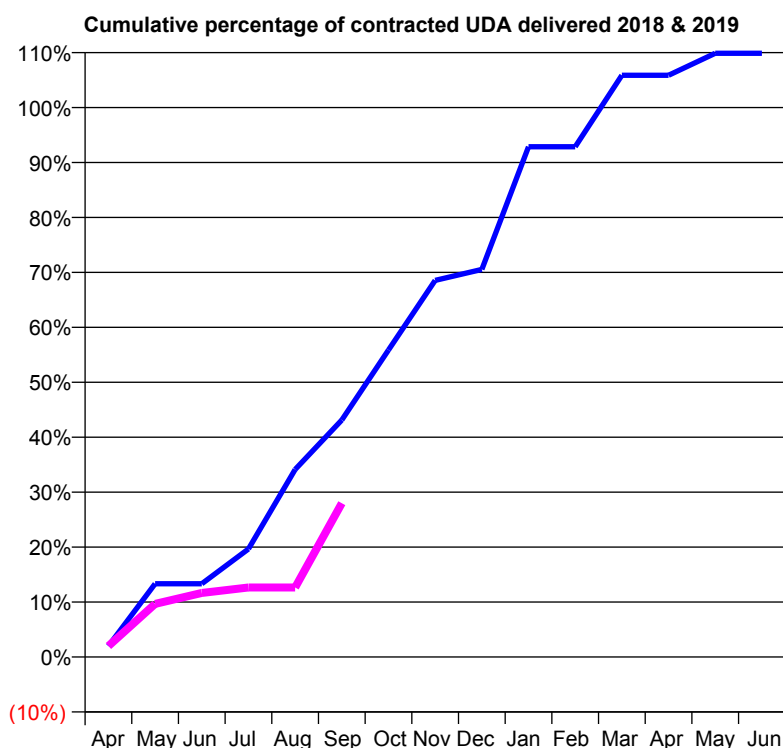
18/19 Contracted general activity (UDA)	300
Carry forward general activity (UDA)	-6
18/19 Contracted orthodontic activity (UOA)	0
Carry forward orthodontic activity (UOA)	0
Baseline contract value	£6,315.11

ACCESS*

Patients seen in 24 months	Total	Change since previous quarter
Quarter ending September 2017	248	
Quarter ending December 2017	237	↓
Quarter ending March 2018	227	↓
Quarter ending June 2018	224	↓
Quarter ending September 2018	217	↓
Variance since September 2017	(12.5%)	↓



ACTIVITY



Month	Adjusted Scheduled Activity (UDA)	
	2018	2019
April	6	6
May	40	29
June	40	35
July	59	38
August	102	38
September	129	84
October	168	
November	206	
December	212	
January	279	
February	279	
March	318	
April	318	
May	330	
June	330	

QUALITY

	Quantity	Base Number	Contract	AT	Region	England
% of FP17s for the same patient ID Re-attending within 3 months - Children	1	82	1.2%	9.8%	12.2%	11.6%
% of FP17s for the same patient ID Re-attending within 3 months - Adults	0	0	N/A	13.9%	15.8%	15.5%
% of FP17s for the same patient ID Re-attending between 3 & 9 months - Children	35	82	42.7%	56.9%	60.3%	58.8%
% of FP17s for the same patient ID Re-attending between 3 & 9 months - Adults	0	0	N/A	52.8%	53.5%	51.1%
% of FP17s for Band 1 Urgent Courses	0	70	0.0%	8.0%	9.1%	9.0%
% of FP17s Relating to Free Repair or Replacements	0	70	0.0%	1.1%	1.0%	0.8%
% of FP17s Relating to Continuations	0	70	0.0%	1.2%	1.0%	0.9%
% of Patients satisfied with the dentistry they have received	0	0	N/A	94.7%	93.6%	93.3%
% of Patients satisfied with the time they had to wait for an appointment	0	0	N/A	91.4%	89.8%	88.9%

* This is based on patients treated on this contract for their most recent course of treatment. Figures in italics indicate the base number of FP17s or Patient Questionnaire responses are less than 100. N/A is shown where the base number of responses is less than 10 during the period. % is calculated as Quantity/Base number*100

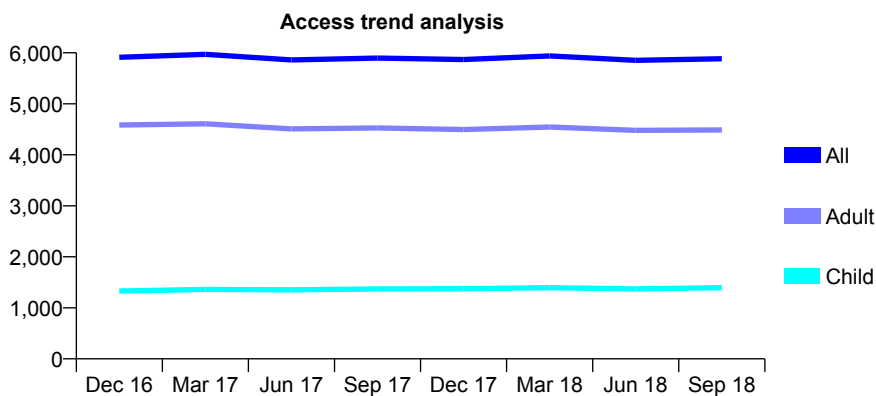
Q49 - Vital Signs At a Glance Contract Report for 650803/0001 - September 2018

Name or company name	MRS KA BRANTINGHAM
Contract type name	GDS Contract
Purpose of contract	General
Contract start date	01/04/2006
Contract end date	

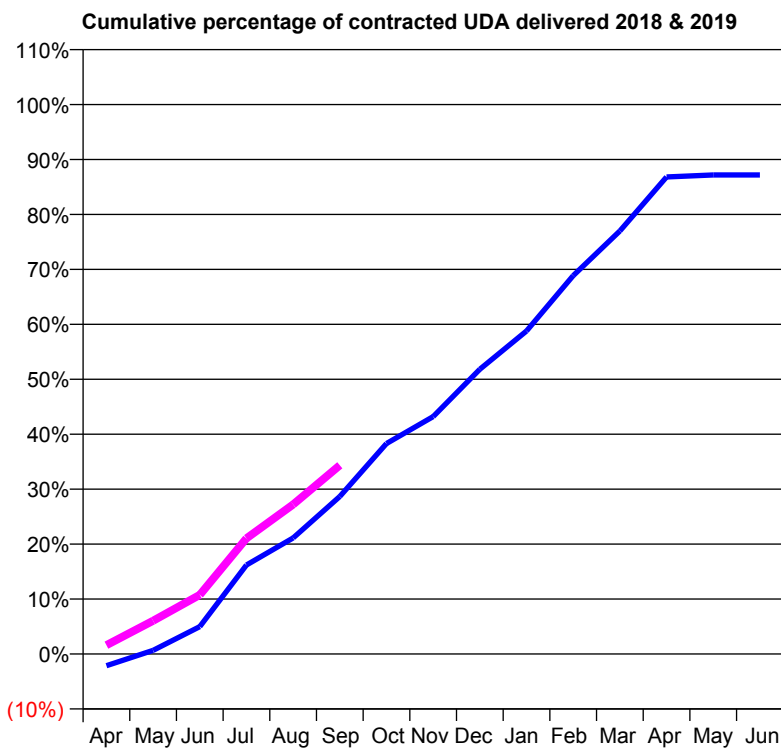
18/19 Contracted general activity (UDA)	17,629
Carry forward general activity (UDA)	0
18/19 Contracted orthodontic activity (UOA)	0
Carry forward orthodontic activity (UOA)	0
Baseline contract value	£549,105.78

ACCESS*

Patients seen in 24 months	Total	Change since previous quarter
Quarter ending September 2017	5,897	
Quarter ending December 2017	5,869	→
Quarter ending March 2018	5,939	→
Quarter ending June 2018	5,852	↓
Quarter ending September 2018	5,883	→
Variance since September 2017	(0.2%)	→



ACTIVITY



Month	Adjusted Scheduled Activity (UDA)	
	2018	2019
April	-378	284
May	119	1,068
June	878	1,898
July	2,855	3,709
August	3,722	4,800
September	5,056	6,057
October	6,751	
November	7,618	
December	9,134	
January	10,363	
February	12,138	
March	13,573	
April	15,303	
May	15,368	
June	15,370	

QUALITY

	Quantity	Base Number	Contract	AT	Region	England
% of FP17s for the same patient ID Re-attending within 3 months - Children	50	816	6.1%	9.8%	12.2%	11.6%
% of FP17s for the same patient ID Re-attending within 3 months - Adults	484	2,894	16.7%	13.9%	15.8%	15.5%
% of FP17s for the same patient ID Re-attending between 3 & 9 months - Children	401	816	49.1%	56.9%	60.3%	58.8%
% of FP17s for the same patient ID Re-attending between 3 & 9 months - Adults	1,417	2,894	49.0%	52.8%	53.5%	51.1%
% of FP17s for Band 1 Urgent Courses	210	2,979	7.0%	8.0%	9.1%	9.0%
% of FP17s Relating to Free Repair or Replacements	47	2,979	1.6%	1.1%	1.0%	0.8%
% of FP17s Relating to Continuations	79	2,979	2.7%	1.2%	1.0%	0.9%
% of Patients satisfied with the dentistry they have received	2	2	N/A	94.7%	93.6%	93.3%
% of Patients satisfied with the time they had to wait for an appointment	2	2	N/A	91.4%	89.8%	88.9%

* This is based on patients treated on this contract for their most recent course of treatment. Figures in italics indicate the base number of FP17s or Patient Questionnaire responses are less than 100. N/A is shown where the base number of responses is less than 10 during the period. % is calculated as Quantity/Base number*100

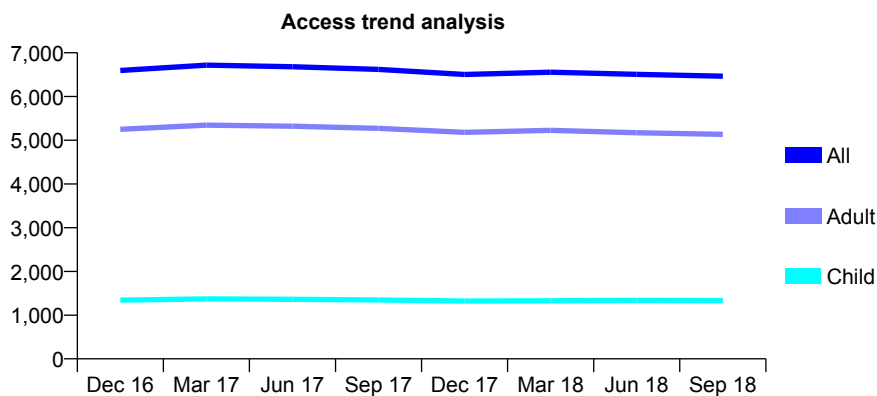
Q49 - Vital Signs At a Glance Contract Report for 653314/0001 - September 2018

Name or company name	MR JN BUTTERWORTH
Contract type name	GDS Contract
Purpose of contract	General and Orthodontic
Contract start date	01/04/2006
Contract end date	

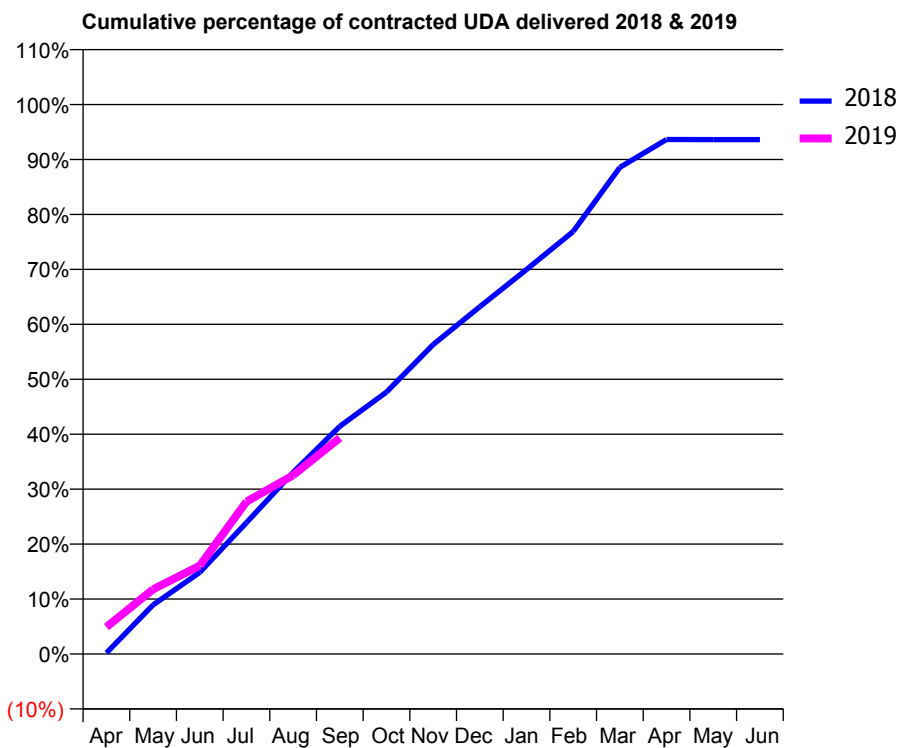
18/19 Contracted general activity (UDA)	19,662
Carry forward general activity (UDA)	0
18/19 Contracted orthodontic activity (UOA)	374
Carry forward orthodontic activity (UOA)	0
Baseline contract value	£472,446.79

ACCESS*

Patients seen in 24 months	Total	Change since previous quarter
Quarter ending September 2017	6,619	
Quarter ending December 2017	6,503	↓
Quarter ending March 2018	6,555	→
Quarter ending June 2018	6,508	→
Quarter ending September 2018	6,466	→
Variance since September 2017	(2.3%)	↓



ACTIVITY



Adjusted Scheduled Activity (UDA)		
Month	2018	2019
April	38	968
May	1,757	2,316
June	2,922	3,161
July	4,700	5,450
August	6,503	6,394
September	8,147	7,733
October	9,372	
November	11,071	
December	12,428	
January	13,758	
February	15,120	
March	17,412	
April	18,408	
May	18,407	
June	18,407	

QUALITY

	Quantity	Base Number	Contract	AT	Region	England
% of FP17s for the same patient ID Re-attending within 3 months - Children	102	956	10.7%	9.8%	12.2%	11.6%
% of FP17s for the same patient ID Re-attending within 3 months - Adults	909	3,891	23.4%	13.9%	15.8%	15.5%
% of FP17s for the same patient ID Re-attending between 3 & 9 months - Children	564	956	59.0%	56.9%	60.3%	58.8%
% of FP17s for the same patient ID Re-attending between 3 & 9 months - Adults	2,211	3,891	56.8%	52.8%	53.5%	51.1%
% of FP17s for Band 1 Urgent Courses	530	3,993	13.3%	8.0%	9.1%	9.0%
% of FP17s Relating to Free Repair or Replacements	72	3,993	1.8%	1.1%	1.0%	0.8%
% of FP17s Relating to Continuations	102	3,993	2.6%	1.2%	1.0%	0.9%
% of Patients satisfied with the dentistry they have received	2	2	N/A	94.7%	93.6%	93.3%
% of Patients satisfied with the time they had to wait for an appointment	2	2	N/A	91.4%	89.8%	88.9%

* This is based on patients treated on this contract for their most recent course of treatment. Figures in italics indicate the base number of FP17s or Patient Questionnaire responses are less than 100. N/A is shown where the base number of responses is less than 10 during the period. % is calculated as Quantity/Base number*100

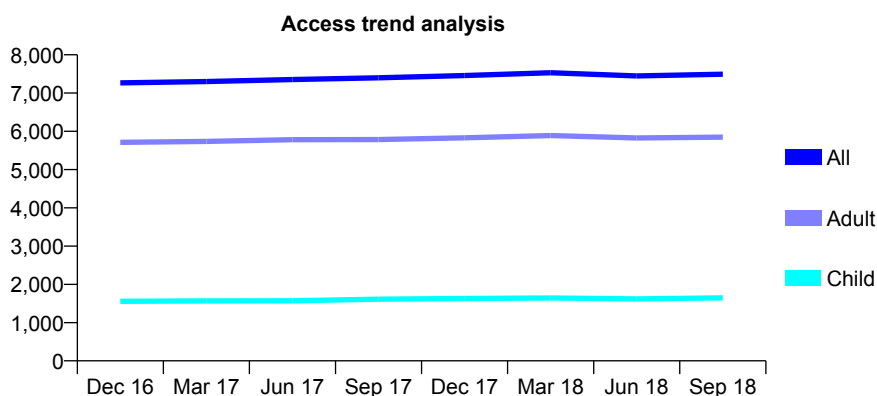
Q49 - Vital Signs At a Glance Contract Report for 654205/0001 - September 2018

Name or company name	MRS KK AMLANI
Contract type name	Pilot Contract
Purpose of contract	General and Orthodontic
Contract start date	01/04/2006
Contract end date	

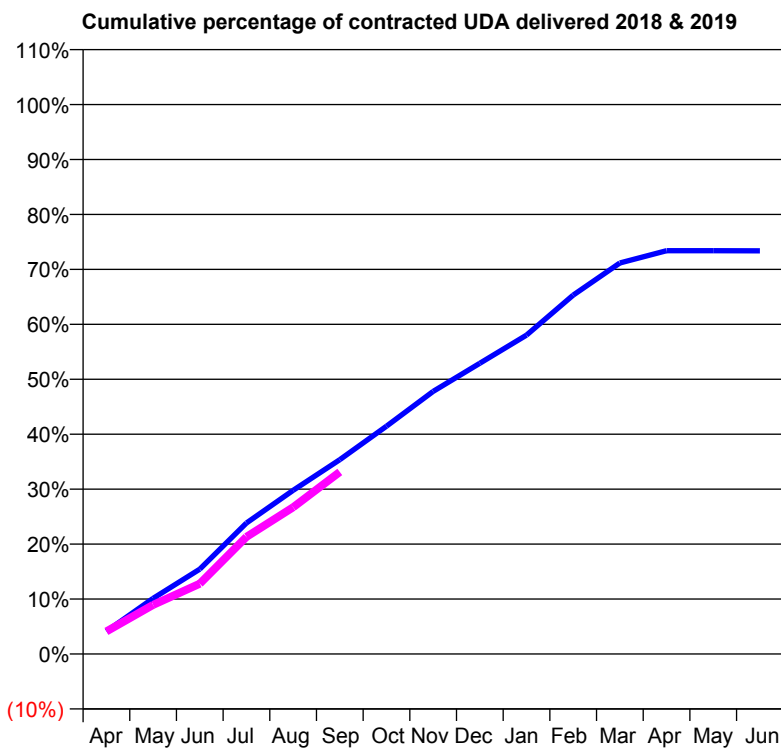
18/19 Contracted general activity (UDA)	27,729
Carry forward general activity (UDA)	0
18/19 Contracted orthodontic activity (UOA)	5
Carry forward orthodontic activity (UOA)	0
Baseline contract value	£629,515.52

ACCESS*

Patients seen in 24 months	Total	Change since previous quarter
Quarter ending September 2017	7,397	
Quarter ending December 2017	7,457	→
Quarter ending March 2018	7,532	→
Quarter ending June 2018	7,446	↓
Quarter ending September 2018	7,492	→
Variance since September 2017	1.3%	→



ACTIVITY



Month	Adjusted Scheduled Activity (UDA)	
	2018	2019
April	1,145	1,143
May	2,806	2,477
June	4,280	3,550
July	6,611	5,910
August	8,259	7,405
September	9,809	9,187
October	11,494	
November	13,253	
December	14,675	
January	16,094	
February	18,111	
March	19,733	
April	20,353	
May	20,350	
June	20,346	

QUALITY

	Quantity	Base Number	Contract	AT	Region	England
% of FP17s for the same patient ID Re-attending within 3 months - Children	46	1,111	4.1%	9.8%	12.2%	11.6%
% of FP17s for the same patient ID Re-attending within 3 months - Adults	599	3,748	16.0%	13.9%	15.8%	15.5%
% of FP17s for the same patient ID Re-attending between 3 & 9 months - Children	668	1,111	60.1%	56.9%	60.3%	58.8%
% of FP17s for the same patient ID Re-attending between 3 & 9 months - Adults	1,951	3,748	52.1%	52.8%	53.5%	51.1%
% of FP17s for Band 1 Urgent Courses	72	4,272	1.7%	8.0%	9.1%	9.0%
% of FP17s Relating to Free Repair or Replacements	102	4,272	2.4%	1.1%	1.0%	0.8%
% of FP17s Relating to Continuations	22	4,272	0.5%	1.2%	1.0%	0.9%
% of Patients satisfied with the dentistry they have received	3	3	N/A	94.7%	93.6%	93.3%
% of Patients satisfied with the time they had to wait for an appointment	3	3	N/A	91.4%	89.8%	88.9%

* This is based on patients treated on this contract for their most recent course of treatment. Figures in italics indicate the base number of FP17s or Patient Questionnaire responses are less than 100. N/A is shown where the base number of responses is less than 10 during the period. % is calculated as Quantity/Base number*100

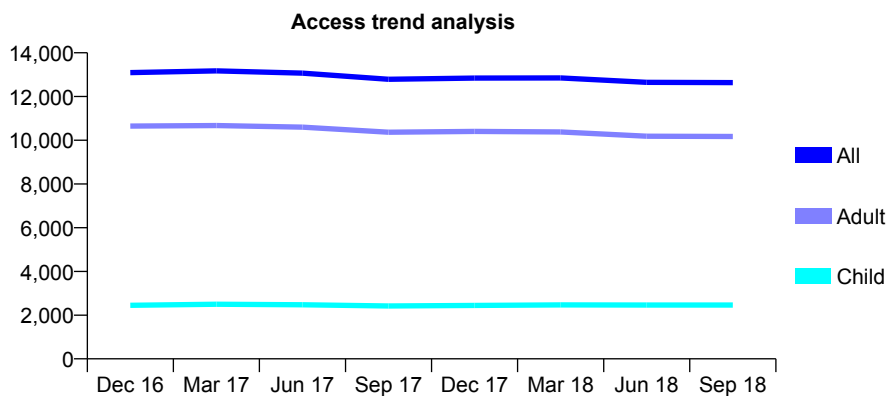
Q49 - Vital Signs At a Glance Contract Report for 654337/0001 - September 2018

Name or company name	MR F ANSARI-ARDABILI
Contract type name	GDS Contract
Purpose of contract	General
Contract start date	01/04/2006
Contract end date	

18/19 Contracted general activity (UDA)	44,500
Carry forward general activity (UDA)	0
18/19 Contracted orthodontic activity (UOA)	0
Carry forward orthodontic activity (UOA)	0
Baseline contract value	£1,154,132.80

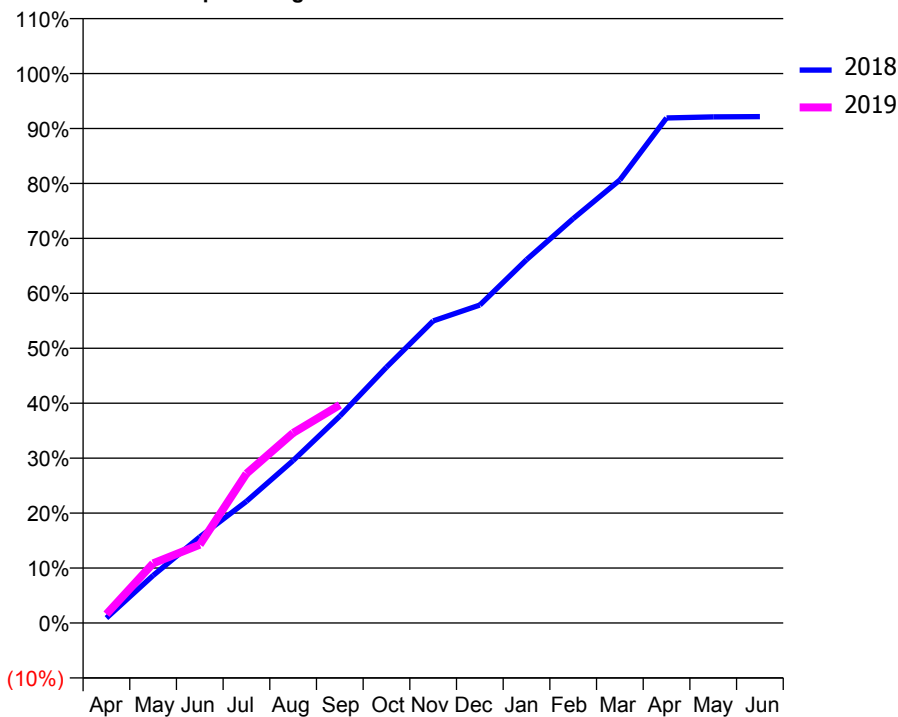
ACCESS*

Patients seen in 24 months	Total	Change since previous quarter
Quarter ending September 2017	12,790	
Quarter ending December 2017	12,846	→
Quarter ending March 2018	12,848	→
Quarter ending June 2018	12,649	↓
Quarter ending September 2018	12,635	→
Variance since September 2017	(1.2%)	↓



ACTIVITY

Cumulative percentage of contracted UDA delivered 2018 & 2019



Month	Adjusted Scheduled Activity (UDA)	
	2018	2019
April	408	718
May	3,848	4,828
June	6,976	6,349
July	9,852	12,097
August	13,159	15,395
September	16,752	17,666
October	20,722	
November	24,469	
December	25,745	
January	29,426	
February	32,744	
March	35,877	
April	40,895	
May	40,992	
June	41,009	

QUALITY

	Quantity	Base Number	Contract	AT	Region	England
% of FP17s for the same patient ID Re-attending within 3 months - Children	77	1,670	4.6%	9.8%	12.2%	11.6%
% of FP17s for the same patient ID Re-attending within 3 months - Adults	584	6,412	9.1%	13.9%	15.8%	15.5%
% of FP17s for the same patient ID Re-attending between 3 & 9 months - Children	760	1,670	45.5%	56.9%	60.3%	58.8%
% of FP17s for the same patient ID Re-attending between 3 & 9 months - Adults	3,066	6,412	47.8%	52.8%	53.5%	51.1%
% of FP17s for Band 1 Urgent Courses	402	6,443	6.2%	8.0%	9.1%	9.0%
% of FP17s Relating to Free Repair or Replacements	155	6,443	2.4%	1.1%	1.0%	0.8%
% of FP17s Relating to Continuations	81	6,443	1.3%	1.2%	1.0%	0.9%
% of Patients satisfied with the dentistry they have received	6	7	N/A	94.7%	93.6%	93.3%
% of Patients satisfied with the time they had to wait for an appointment	6	7	N/A	91.4%	89.8%	88.9%

* This is based on patients treated on this contract for their most recent course of treatment. Figures in italics indicate the base number of FP17s or Patient Questionnaire responses are less than 100. N/A is shown where the base number of responses is less than 10 during the period. % is calculated as Quantity/Base number*100

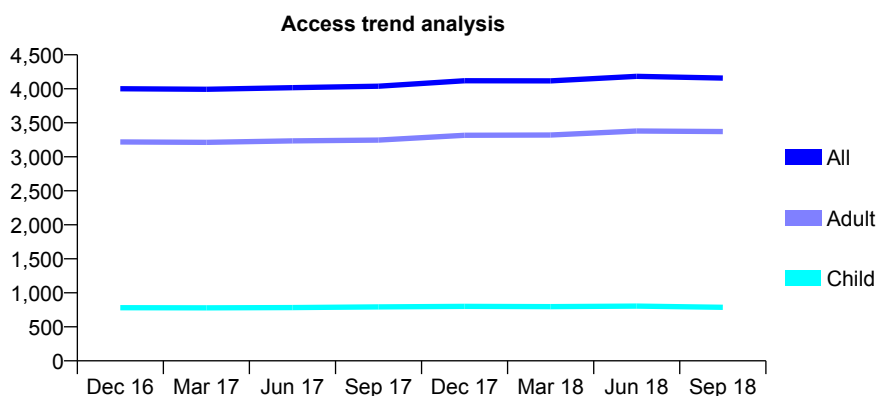
Q49 - Vital Signs At a Glance Contract Report for 658170/0001 - September 2018

Name or company name	MR ME BENN
Contract type name	GDS Contract
Purpose of contract	General
Contract start date	01/04/2006
Contract end date	

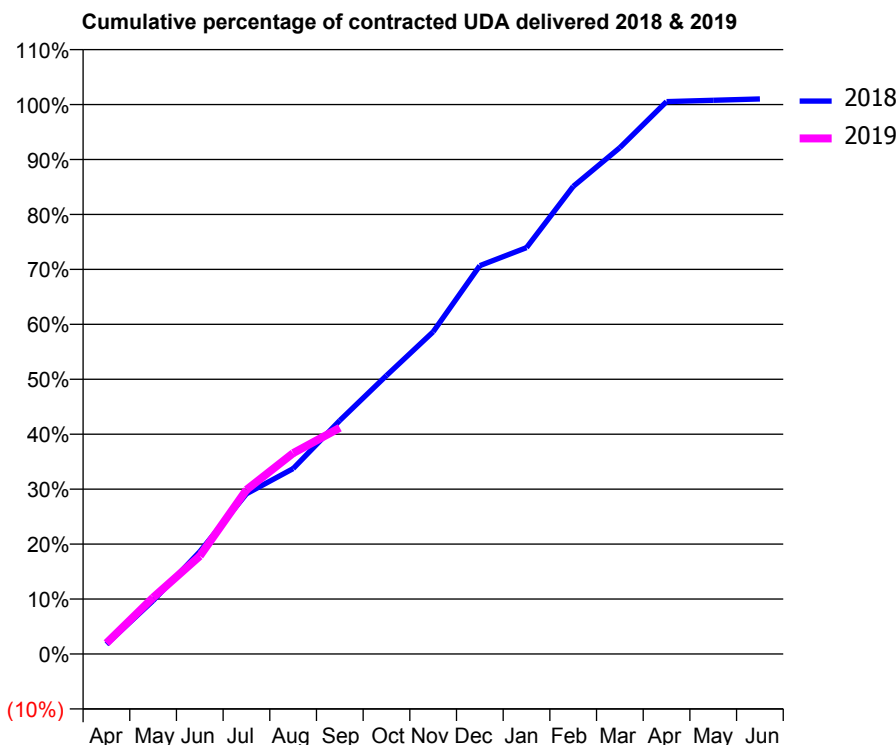
18/19 Contracted general activity (UDA)	11,451
Carry forward general activity (UDA)	-116
18/19 Contracted orthodontic activity (UOA)	0
Carry forward orthodontic activity (UOA)	0
Baseline contract value	£336,209.10

ACCESS*

Patients seen in 24 months	Total	Change since previous quarter
Quarter ending September 2017	4,039	
Quarter ending December 2017	4,118	→
Quarter ending March 2018	4,117	→
Quarter ending June 2018	4,184	→
Quarter ending September 2018	4,158	→
Variance since September 2017	2.9%	↑



ACTIVITY



Month	Adjusted Scheduled Activity (UDA)	
	2018	2019
April	203	228
May	1,113	1,177
June	2,134	2,041
July	3,340	3,422
August	3,863	4,186
September	4,866	4,716
October	5,804	
November	6,715	
December	8,094	
January	8,468	
February	9,745	
March	10,553	
April	11,511	
May	11,538	
June	11,567	

QUALITY

	Quantity	Base Number	Contract	AT	Region	England
% of FP17s for the same patient ID Re-attending within 3 months - Children	12	486	2.5%	9.8%	12.2%	11.6%
% of FP17s for the same patient ID Re-attending within 3 months - Adults	193	2,178	8.9%	13.9%	15.8%	15.5%
% of FP17s for the same patient ID Re-attending between 3 & 9 months - Children	167	486	34.4%	56.9%	60.3%	58.8%
% of FP17s for the same patient ID Re-attending between 3 & 9 months - Adults	1,056	2,178	48.5%	52.8%	53.5%	51.1%
% of FP17s for Band 1 Urgent Courses	133	2,180	6.1%	8.0%	9.1%	9.0%
% of FP17s Relating to Free Repair or Replacements	32	2,180	1.5%	1.1%	1.0%	0.8%
% of FP17s Relating to Continuations	16	2,180	0.7%	1.2%	1.0%	0.9%
% of Patients satisfied with the dentistry they have received	3	3	N/A	94.7%	93.6%	93.3%
% of Patients satisfied with the time they had to wait for an appointment	3	3	N/A	91.4%	89.8%	88.9%

* This is based on patients treated on this contract for their most recent course of treatment. Figures in italics indicate the base number of FP17s or Patient Questionnaire responses are less than 100. N/A is shown where the base number of responses is less than 10 during the period. % is calculated as Quantity/Base number*100

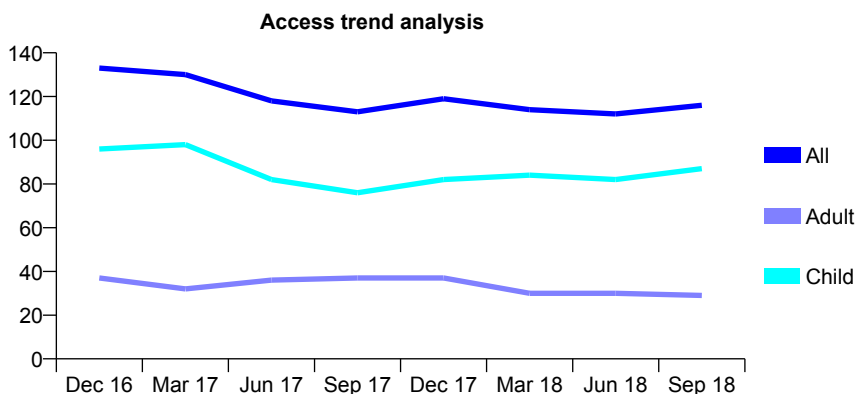
Q49 - Vital Signs At a Glance Contract Report for 660957/0002 - September 2018

Name or company name	MR CJ BARR
Contract type name	GDS Contract
Purpose of contract	General and Orthodontic
Contract start date	17/03/2012
Contract end date	

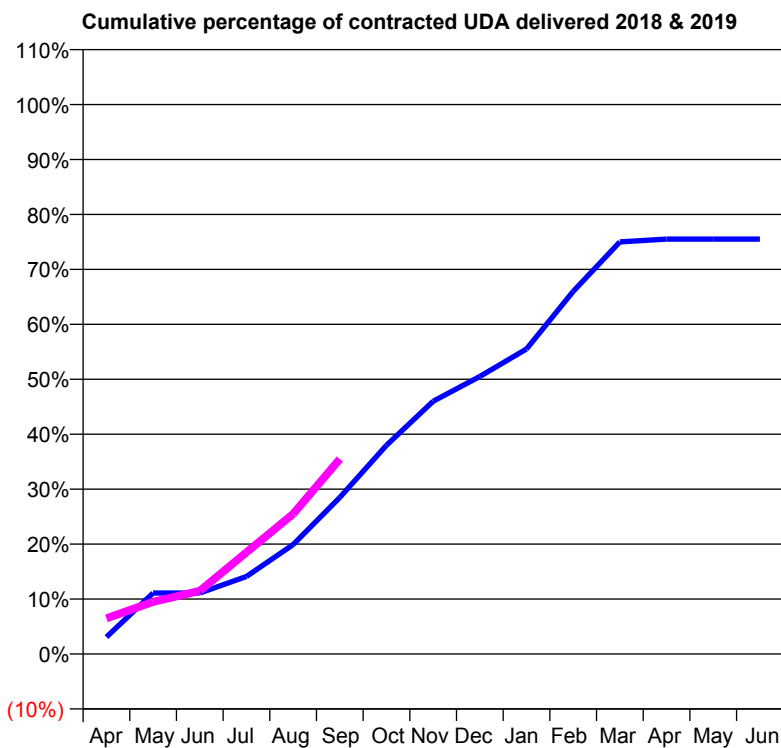
18/19 Contracted general activity (UDA)	200
Carry forward general activity (UDA)	0
18/19 Contracted orthodontic activity (UOA)	2,548
Carry forward orthodontic activity (UOA)	0
Baseline contract value	£173,643.23

ACCESS*

Patients seen in 24 months	Total	Change since previous quarter
Quarter ending September 2017	113	
Quarter ending December 2017	119	↑
Quarter ending March 2018	114	↓
Quarter ending June 2018	112	↓
Quarter ending September 2018	116	↑
Variance since September 2017	2.7%	↑



ACTIVITY



Month	Adjusted Scheduled Activity (UDA)	
	2018	2019
April	6	13
May	22	19
June	22	23
July	28	37
August	40	51
September	57	71
October	76	
November	92	
December	101	
January	111	
February	132	
March	150	
April	151	
May	151	
June	151	

QUALITY

	Quantity	Base Number	Contract	AT	Region	England
% of FP17s for the same patient ID Re-attending within 3 months - Children	5	131	3.8%	9.8%	12.2%	11.6%
% of FP17s for the same patient ID Re-attending within 3 months - Adults	0	5	0.0%	13.9%	15.8%	15.5%
% of FP17s for the same patient ID Re-attending between 3 & 9 months - Children	32	131	24.4%	56.9%	60.3%	58.8%
% of FP17s for the same patient ID Re-attending between 3 & 9 months - Adults	1	5	20.0%	52.8%	53.5%	51.1%
% of FP17s for Band 1 Urgent Courses	0	55	0.0%	8.0%	9.1%	9.0%
% of FP17s Relating to Free Repair or Replacements	0	55	0.0%	1.1%	1.0%	0.8%
% of FP17s Relating to Continuations	0	55	0.0%	1.2%	1.0%	0.9%
% of Patients satisfied with the dentistry they have received	0	0	N/A	94.7%	93.6%	93.3%
% of Patients satisfied with the time they had to wait for an appointment	0	0	N/A	91.4%	89.8%	88.9%

* This is based on patients treated on this contract for their most recent course of treatment. Figures in italics indicate the base number of FP17s or Patient Questionnaire responses are less than 100. N/A is shown where the base number of responses is less than 10 during the period. % is calculated as Quantity/Base number*100

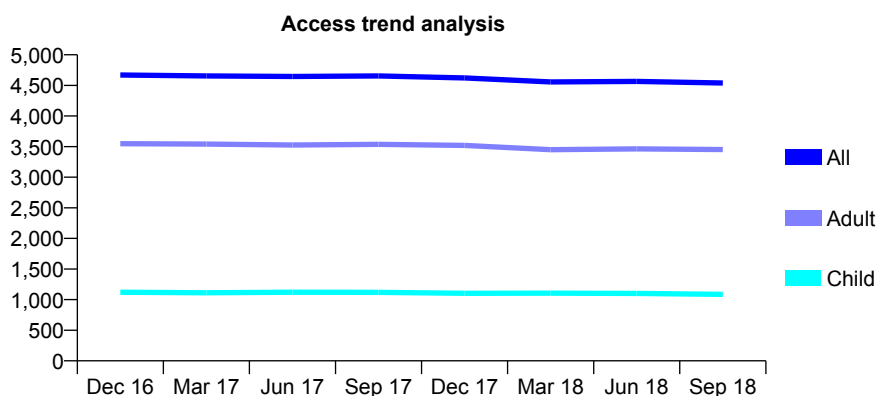
Q49 - Vital Signs At a Glance Contract Report for 661155/0001 - September 2018

Name or company name	MR G REID
Contract type name	GDS Contract
Purpose of contract	General
Contract start date	01/04/2006
Contract end date	

18/19 Contracted general activity (UDA)	13,848
Carry forward general activity (UDA)	220
18/19 Contracted orthodontic activity (UOA)	0
Carry forward orthodontic activity (UOA)	0
Baseline contract value	£410,003.02

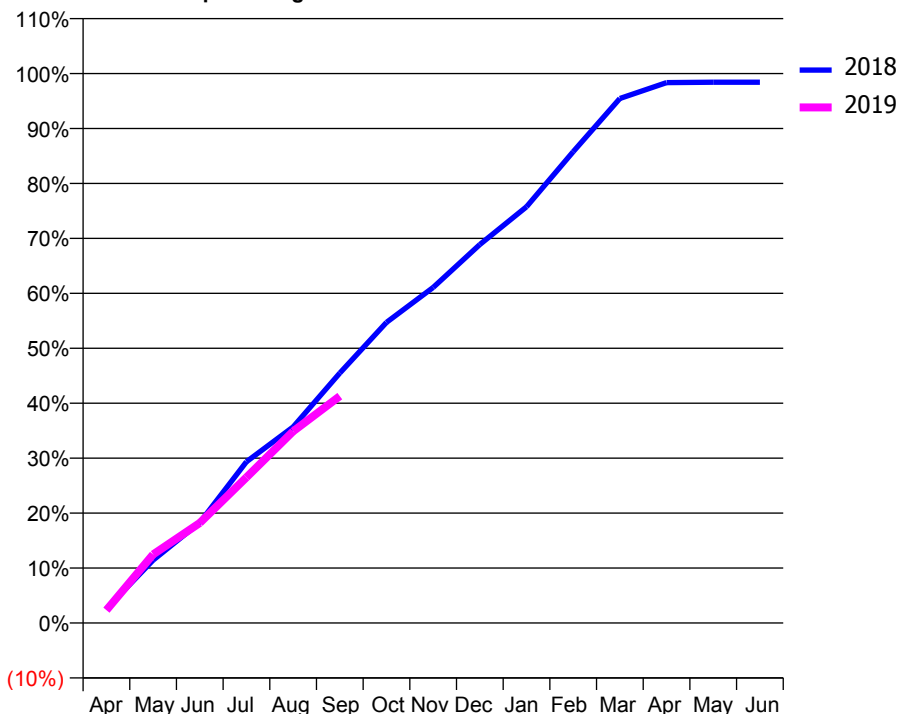
ACCESS*

Patients seen in 24 months	Total	Change since previous quarter
Quarter ending September 2017	4,655	
Quarter ending December 2017	4,623	→
Quarter ending March 2018	4,556	↓
Quarter ending June 2018	4,565	→
Quarter ending September 2018	4,539	→
Variance since September 2017	(2.5%)	↓



ACTIVITY

Cumulative percentage of contracted UDA delivered 2018 & 2019



Adjusted Scheduled Activity (UDA)

Month	2018	2019
April	359	324
May	1,584	1,728
June	2,534	2,522
July	4,063	3,670
August	4,941	4,830
September	6,300	5,717
October	7,575	
November	8,458	
December	9,539	
January	10,491	
February	11,877	
March	13,218	
April	13,619	
May	13,627	
June	13,628	

QUALITY

	Quantity	Base Number	Contract	AT	Region	England
% of FP17s for the same patient ID Re-attending within 3 months - Children	82	852	9.6%	9.8%	12.2%	11.6%
% of FP17s for the same patient ID Re-attending within 3 months - Adults	432	2,586	16.7%	13.9%	15.8%	15.5%
% of FP17s for the same patient ID Re-attending between 3 & 9 months - Children	542	852	63.6%	56.9%	60.3%	58.8%
% of FP17s for the same patient ID Re-attending between 3 & 9 months - Adults	1,565	2,586	60.5%	52.8%	53.5%	51.1%
% of FP17s for Band 1 Urgent Courses	162	3,210	5.0%	8.0%	9.1%	9.0%
% of FP17s Relating to Free Repair or Replacements	75	3,210	2.3%	1.1%	1.0%	0.8%
% of FP17s Relating to Continuations	67	3,210	2.1%	1.2%	1.0%	0.9%
% of Patients satisfied with the dentistry they have received	3	3	N/A	94.7%	93.6%	93.3%
% of Patients satisfied with the time they had to wait for an appointment	3	3	N/A	91.4%	89.8%	88.9%

* This is based on patients treated on this contract for their most recent course of treatment. Figures in italics indicate the base number of FP17s or Patient Questionnaire responses are less than 100. N/A is shown where the base number of responses is less than 10 during the period. % is calculated as Quantity/Base number*100

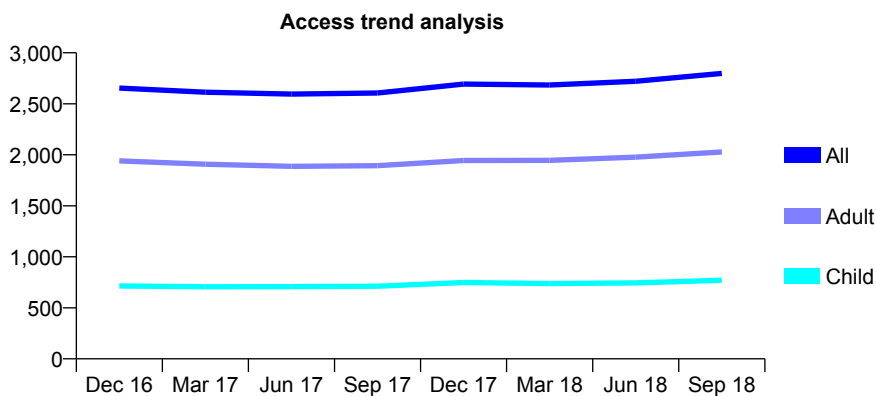
Q49 - Vital Signs At a Glance Contract Report for 674338/0001 - September 2018

Name or company name	MRS LJ HUNTER
Contract type name	GDS Contract
Purpose of contract	General
Contract start date	01/04/2006
Contract end date	

18/19 Contracted general activity (UDA)	8,826
Carry forward general activity (UDA)	-2
18/19 Contracted orthodontic activity (UOA)	0
Carry forward orthodontic activity (UOA)	0
Baseline contract value	£244,299.96

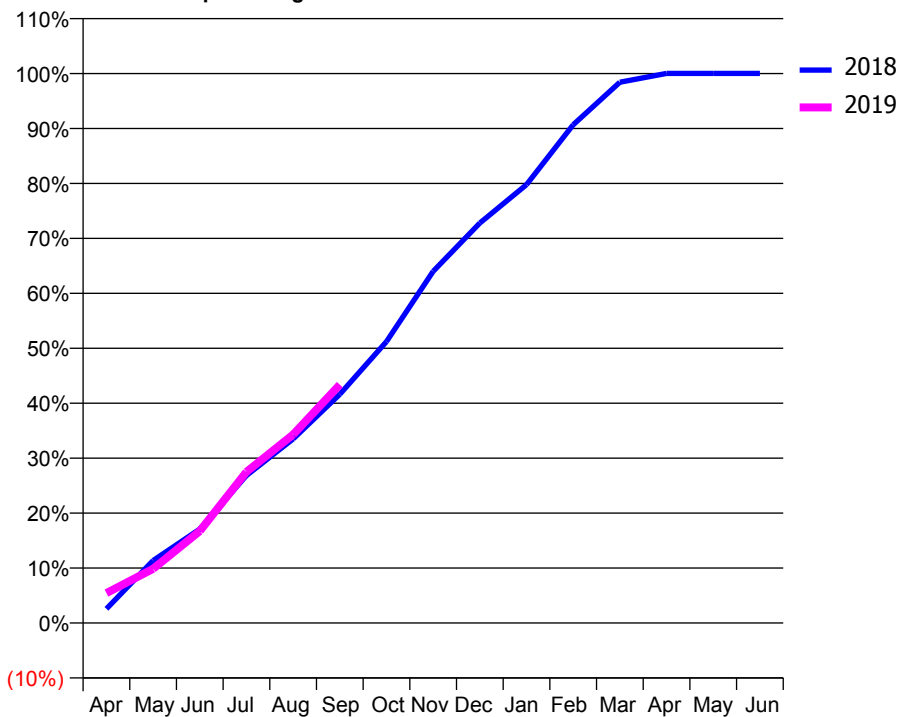
ACCESS*

Patients seen in 24 months	Total	Change since previous quarter
Quarter ending September 2017	2,606	
Quarter ending December 2017	2,693	↑
Quarter ending March 2018	2,684	→
Quarter ending June 2018	2,721	→
Quarter ending September 2018	2,798	↑
Variance since September 2017	7.4%	↑



ACTIVITY

Cumulative percentage of contracted UDA delivered 2018 & 2019



Month	Adjusted Scheduled Activity (UDA)	
	2018	2019
April	228	481
May	1,003	871
June	1,510	1,477
July	2,370	2,427
August	2,956	3,027
September	3,673	3,828
October	4,519	
November	5,650	
December	6,423	
January	7,041	
February	8,003	
March	8,687	
April	8,827	
May	8,828	
June	8,828	

QUALITY

	Quantity	Base Number	Contract	AT	Region	England
% of FP17s for the same patient ID Re-attending within 3 months - Children	67	580	11.6%	9.8%	12.2%	11.6%
% of FP17s for the same patient ID Re-attending within 3 months - Adults	207	1,153	18.0%	13.9%	15.8%	15.5%
% of FP17s for the same patient ID Re-attending between 3 & 9 months - Children	325	580	56.0%	56.9%	60.3%	58.8%
% of FP17s for the same patient ID Re-attending between 3 & 9 months - Adults	533	1,153	46.2%	52.8%	53.5%	51.1%
% of FP17s for Band 1 Urgent Courses	88	1,683	5.2%	8.0%	9.1%	9.0%
% of FP17s Relating to Free Repair or Replacements	66	1,683	3.9%	1.1%	1.0%	0.8%
% of FP17s Relating to Continuations	32	1,683	1.9%	1.2%	1.0%	0.9%
% of Patients satisfied with the dentistry they have received	4	4	N/A	94.7%	93.6%	93.3%
% of Patients satisfied with the time they had to wait for an appointment	2	4	N/A	91.4%	89.8%	88.9%

* This is based on patients treated on this contract for their most recent course of treatment. Figures in italics indicate the base number of FP17s or Patient Questionnaire responses are less than 100. N/A is shown where the base number of responses is less than 10 during the period. % is calculated as Quantity/Base number*100

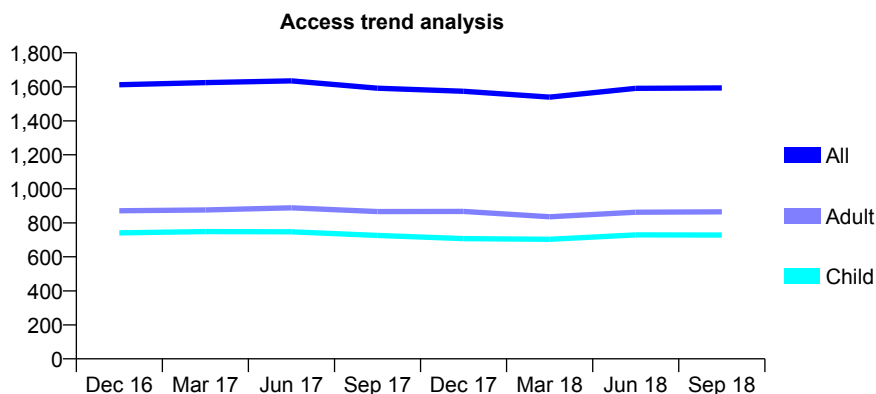
Q49 - Vital Signs At a Glance Contract Report for 676098/0001 - September 2018

Name or company name	MR BS LIVERSIDGE
Contract type name	GDS Contract
Purpose of contract	General and Orthodontic
Contract start date	01/04/2006
Contract end date	

18/19 Contracted general activity (UDA)	6,054
Carry forward general activity (UDA)	0
18/19 Contracted orthodontic activity (UOA)	0
Carry forward orthodontic activity (UOA)	0
Baseline contract value	£155,317.15

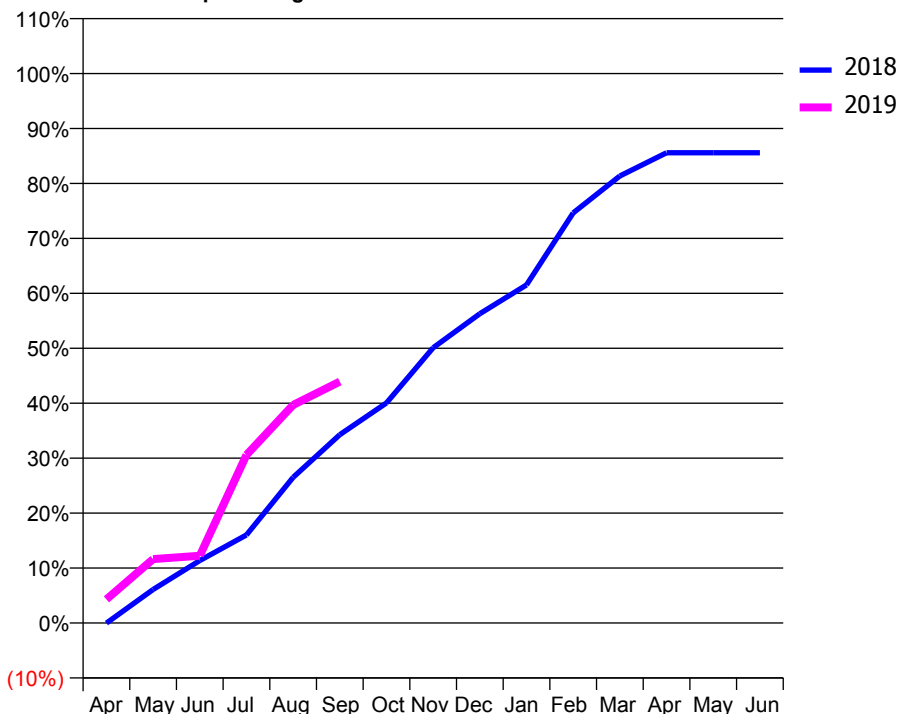
ACCESS*

Patients seen in 24 months	Total	Change since previous quarter
Quarter ending September 2017	1,592	
Quarter ending December 2017	1,574	↓
Quarter ending March 2018	1,539	↓
Quarter ending June 2018	1,591	↑
Quarter ending September 2018	1,593	→
Variance since September 2017	0.1%	→



ACTIVITY

Cumulative percentage of contracted UDA delivered 2018 & 2019



Adjusted Scheduled Activity (UDA)		
Month	2018	2019
April	-2	260
May	369	705
June	688	741
July	971	1,852
August	1,606	2,403
September	2,076	2,660
October	2,424	
November	3,032	
December	3,407	
January	3,725	
February	4,518	
March	4,926	
April	5,181	
May	5,181	
June	5,181	

QUALITY

	Quantity	Base Number	Contract	AT	Region	England
% of FP17s for the same patient ID Re-attending within 3 months - Children	22	472	4.7%	9.8%	12.2%	11.6%
% of FP17s for the same patient ID Re-attending within 3 months - Adults	91	505	18.0%	13.9%	15.8%	15.5%
% of FP17s for the same patient ID Re-attending between 3 & 9 months - Children	217	472	46.0%	56.9%	60.3%	58.8%
% of FP17s for the same patient ID Re-attending between 3 & 9 months - Adults	175	505	34.7%	52.8%	53.5%	51.1%
% of FP17s for Band 1 Urgent Courses	39	912	4.3%	8.0%	9.1%	9.0%
% of FP17s Relating to Free Repair or Replacements	0	912	0.0%	1.1%	1.0%	0.8%
% of FP17s Relating to Continuations	0	912	0.0%	1.2%	1.0%	0.9%
% of Patients satisfied with the dentistry they have received	0	0	N/A	94.7%	93.6%	93.3%
% of Patients satisfied with the time they had to wait for an appointment	0	0	N/A	91.4%	89.8%	88.9%

* This is based on patients treated on this contract for their most recent course of treatment. Figures in italics indicate the base number of FP17s or Patient Questionnaire responses are less than 100. N/A is shown where the base number of responses is less than 10 during the period. % is calculated as Quantity/Base number*100

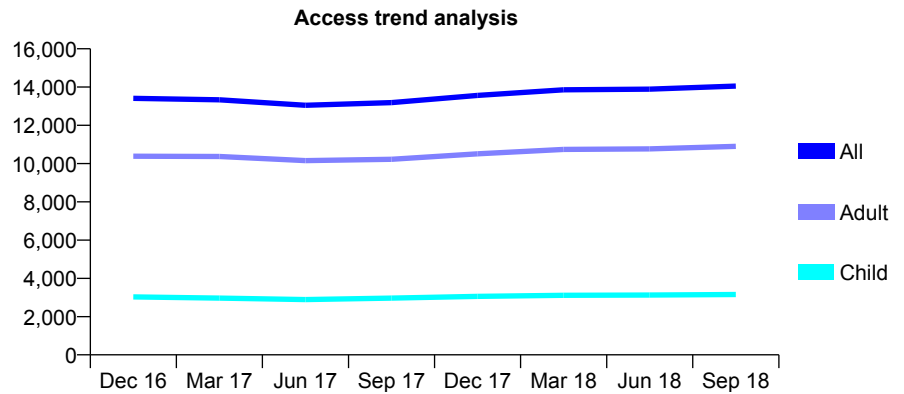
Q49 - Vital Signs At a Glance Contract Report for 678457/0001 - September 2018

Name or company name	MR LA NIGHTINGALE
Contract type name	GDS Contract
Purpose of contract	General
Contract start date	01/04/2006
Contract end date	

18/19 Contracted general activity (UDA)	47,798
Carry forward general activity (UDA)	0
18/19 Contracted orthodontic activity (UOA)	0
Carry forward orthodontic activity (UOA)	0
Baseline contract value	£1,126,587.78

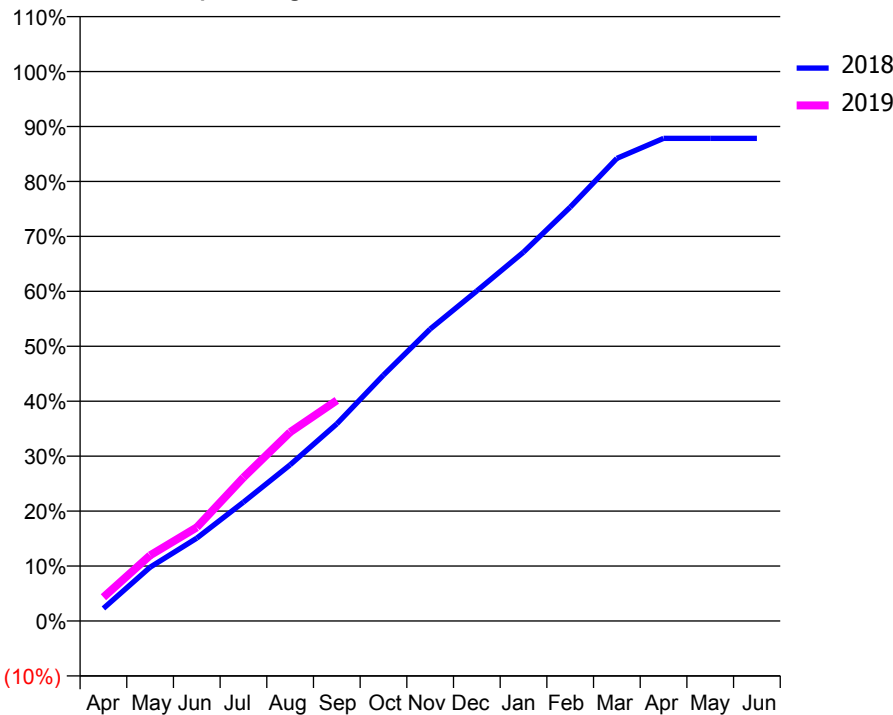
ACCESS*

Patients seen in 24 months	Total	Change since previous quarter
Quarter ending September 2017	13,189	
Quarter ending December 2017	13,562	↑
Quarter ending March 2018	13,853	↑
Quarter ending June 2018	13,893	→
Quarter ending September 2018	14,050	→
Variance since September 2017	6.5%	↑



ACTIVITY

Cumulative percentage of contracted UDA delivered 2018 & 2019



Month	2018	2019
April	1,090	2,069
May	4,686	5,716
June	7,206	8,150
July	10,340	12,488
August	13,583	16,435
September	17,155	19,188
October	21,391	
November	25,391	
December	28,712	
January	32,086	
February	35,997	
March	40,246	
April	41,984	
May	41,987	
June	41,988	

QUALITY

	Quantity	Base Number	Contract	AT	Region	England
% of FP17s for the same patient ID Re-attending within 3 months - Children	122	2,290	5.3%	9.8%	12.2%	11.6%
% of FP17s for the same patient ID Re-attending within 3 months - Adults	1,115	7,863	14.2%	13.9%	15.8%	15.5%
% of FP17s for the same patient ID Re-attending between 3 & 9 months - Children	1,341	2,290	58.6%	56.9%	60.3%	58.8%
% of FP17s for the same patient ID Re-attending between 3 & 9 months - Adults	4,576	7,863	58.2%	52.8%	53.5%	51.1%
% of FP17s for Band 1 Urgent Courses	672	9,318	7.2%	8.0%	9.1%	9.0%
% of FP17s Relating to Free Repair or Replacements	96	9,318	1.0%	1.1%	1.0%	0.8%
% of FP17s Relating to Continuations	166	9,318	1.8%	1.2%	1.0%	0.9%
% of Patients satisfied with the dentistry they have received	9	9	N/A	94.7%	93.6%	93.3%
% of Patients satisfied with the time they had to wait for an appointment	9	9	N/A	91.4%	89.8%	88.9%

* This is based on patients treated on this contract for their most recent course of treatment. Figures in italics indicate the base number of FP17s or Patient Questionnaire responses are less than 100. N/A is shown where the base number of responses is less than 10 during the period. % is calculated as Quantity/Base number*100

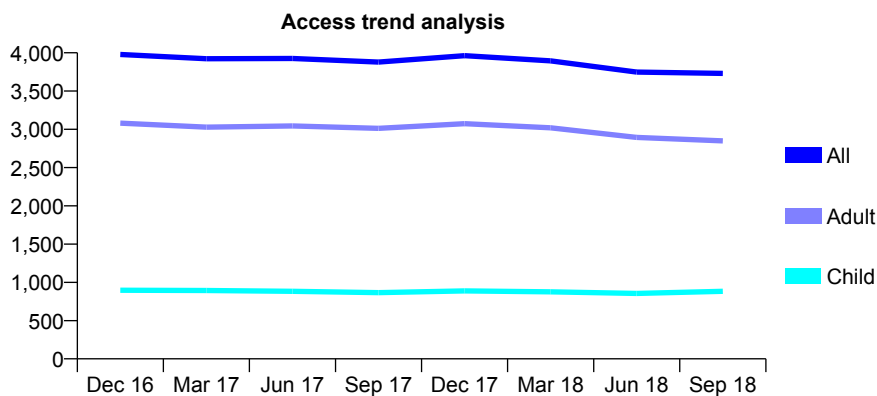
Q49 - Vital Signs At a Glance Contract Report for 688703/0001 - September 2018

Name or company name	MR KA NIGHTINGALE
Contract type name	GDS Contract
Purpose of contract	General
Contract start date	01/04/2006
Contract end date	

18/19 Contracted general activity (UDA)	13,450
Carry forward general activity (UDA)	-200
18/19 Contracted orthodontic activity (UOA)	0
Carry forward orthodontic activity (UOA)	0
Baseline contract value	£314,803.64

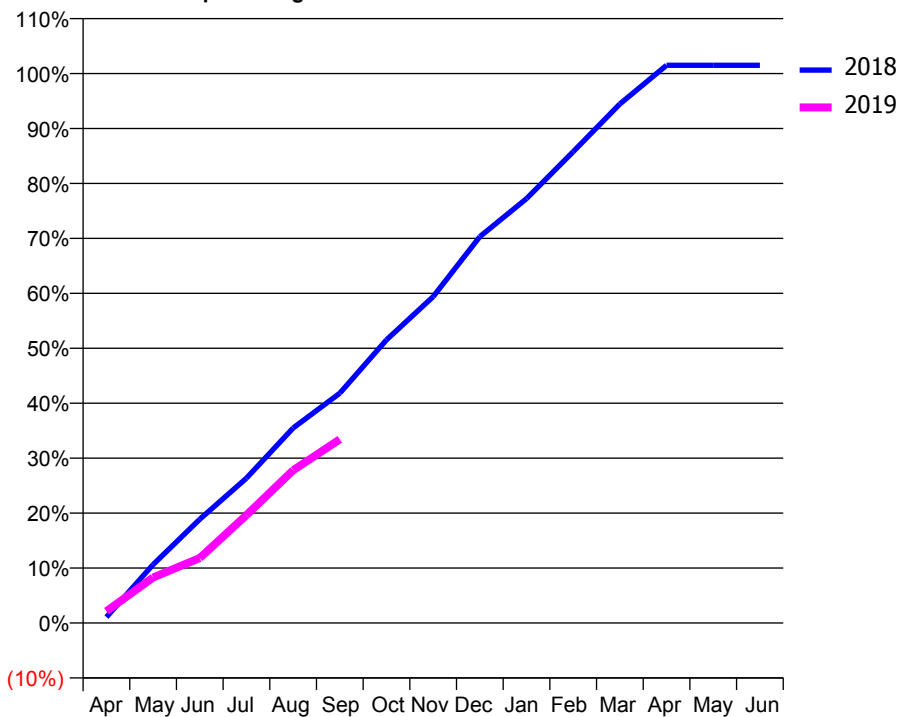
ACCESS*

Patients seen in 24 months	Total	Change since previous quarter
Quarter ending September 2017	3,878	
Quarter ending December 2017	3,962	↑
Quarter ending March 2018	3,895	↓
Quarter ending June 2018	3,749	↓
Quarter ending September 2018	3,731	→
Variance since September 2017	(3.8%)	↓



ACTIVITY

Cumulative percentage of contracted UDA delivered 2018 & 2019



Month	Adjusted Scheduled Activity (UDA)	
	2018	2019
April	145	288
May	1,430	1,116
June	2,542	1,592
July	3,545	2,643
August	4,773	3,738
September	5,625	4,495
October	6,930	
November	7,987	
December	9,457	
January	10,387	
February	11,538	
March	12,705	
April	13,650	
May	13,650	
June	13,650	

QUALITY

	Quantity	Base Number	Contract	AT	Region	England
% of FP17s for the same patient ID Re-attending within 3 months - Children	25	492	5.1%	9.8%	12.2%	11.6%
% of FP17s for the same patient ID Re-attending within 3 months - Adults	146	1,357	10.8%	13.9%	15.8%	15.5%
% of FP17s for the same patient ID Re-attending between 3 & 9 months - Children	206	492	41.9%	56.9%	60.3%	58.8%
% of FP17s for the same patient ID Re-attending between 3 & 9 months - Adults	568	1,357	41.9%	52.8%	53.5%	51.1%
% of FP17s for Band 1 Urgent Courses	151	1,576	9.6%	8.0%	9.1%	9.0%
% of FP17s Relating to Free Repair or Replacements	11	1,576	0.7%	1.1%	1.0%	0.8%
% of FP17s Relating to Continuations	31	1,576	2.0%	1.2%	1.0%	0.9%
% of Patients satisfied with the dentistry they have received	9	9	N/A	94.7%	93.6%	93.3%
% of Patients satisfied with the time they had to wait for an appointment	9	9	N/A	91.4%	89.8%	88.9%

* This is based on patients treated on this contract for their most recent course of treatment. Figures in italics indicate the base number of FP17s or Patient Questionnaire responses are less than 100. N/A is shown where the base number of responses is less than 10 during the period. % is calculated as Quantity/Base number*100

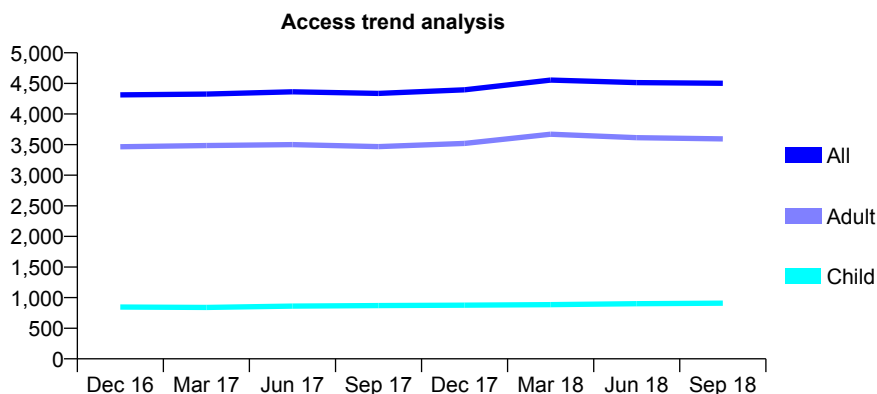
Q49 - Vital Signs At a Glance Contract Report for 688703/0005 - September 2018

Name or company name	MR KA NIGHTINGALE
Contract type name	GDS Contract
Purpose of contract	General
Contract start date	29/11/2010
Contract end date	

18/19 Contracted general activity (UDA)	15,000
Carry forward general activity (UDA)	-147
18/19 Contracted orthodontic activity (UOA)	0
Carry forward orthodontic activity (UOA)	0
Baseline contract value	£382,781.29

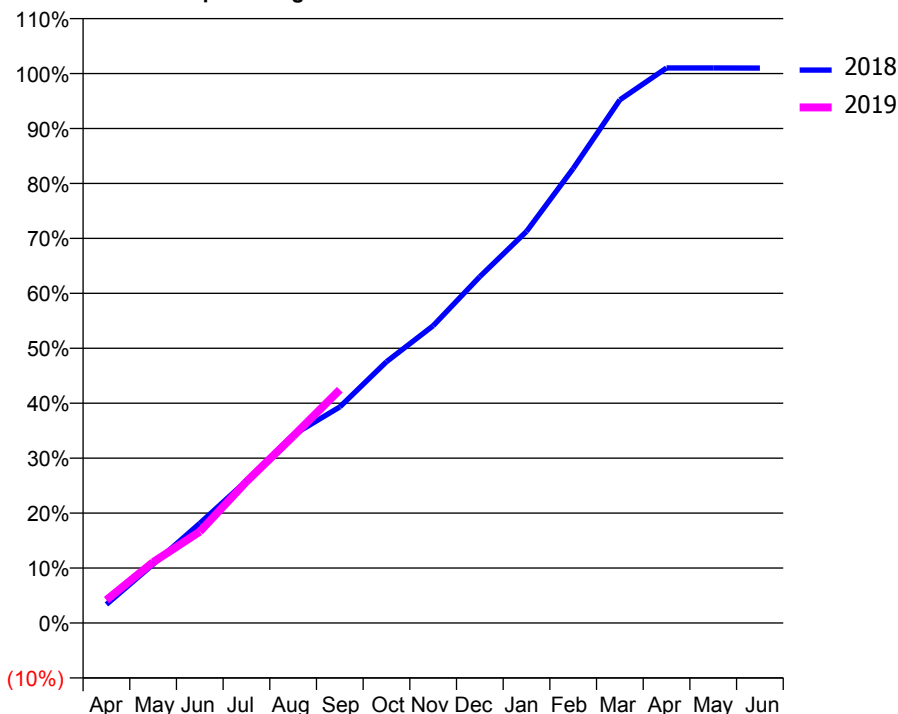
ACCESS*

Patients seen in 24 months	Total	Change since previous quarter
Quarter ending September 2017	4,337	
Quarter ending December 2017	4,396	→
Quarter ending March 2018	4,555	↑
Quarter ending June 2018	4,514	→
Quarter ending September 2018	4,503	→
Variance since September 2017	3.8%	↑



ACTIVITY

Cumulative percentage of contracted UDA delivered 2018 & 2019



Month	Adjusted Scheduled Activity (UDA)	
	2018	2019
April	508	629
May	1,603	1,662
June	2,721	2,494
July	3,880	3,859
August	5,135	5,098
September	5,898	6,369
October	7,133	
November	8,114	
December	9,455	
January	10,689	
February	12,407	
March	14,282	
April	15,152	
May	15,153	
June	15,147	

QUALITY

	Quantity	Base Number	Contract	AT	Region	England
% of FP17s for the same patient ID Re-attending within 3 months - Children	21	548	3.8%	9.8%	12.2%	11.6%
% of FP17s for the same patient ID Re-attending within 3 months - Adults	196	1,916	10.2%	13.9%	15.8%	15.5%
% of FP17s for the same patient ID Re-attending between 3 & 9 months - Children	254	548	46.4%	56.9%	60.3%	58.8%
% of FP17s for the same patient ID Re-attending between 3 & 9 months - Adults	855	1,916	44.6%	52.8%	53.5%	51.1%
% of FP17s for Band 1 Urgent Courses	223	2,236	10.0%	8.0%	9.1%	9.0%
% of FP17s Relating to Free Repair or Replacements	20	2,236	0.9%	1.1%	1.0%	0.8%
% of FP17s Relating to Continuations	33	2,236	1.5%	1.2%	1.0%	0.9%
% of Patients satisfied with the dentistry they have received	9	9	N/A	94.7%	93.6%	93.3%
% of Patients satisfied with the time they had to wait for an appointment	9	9	N/A	91.4%	89.8%	88.9%

* This is based on patients treated on this contract for their most recent course of treatment. Figures in italics indicate the base number of FP17s or Patient Questionnaire responses are less than 100. N/A is shown where the base number of responses is less than 10 during the period. % is calculated as Quantity/Base number*100

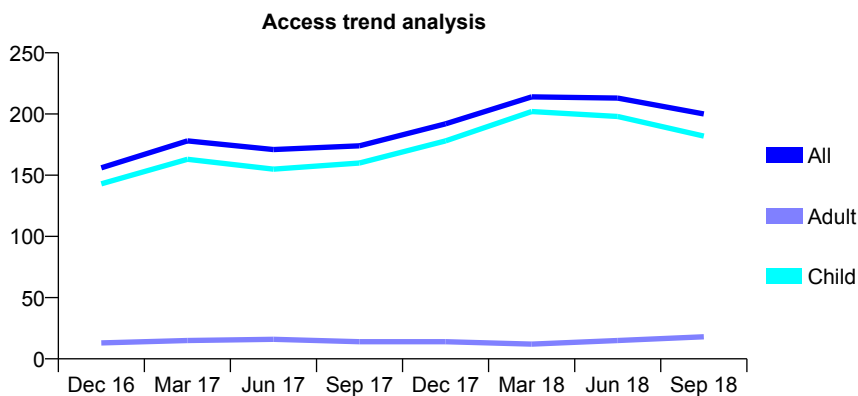
Q49 - Vital Signs At a Glance Contract Report for 701181/0001 - September 2018

Name or company name	MR KN MIRZA
Contract type name	GDS Contract
Purpose of contract	General
Contract start date	01/06/2015
Contract end date	

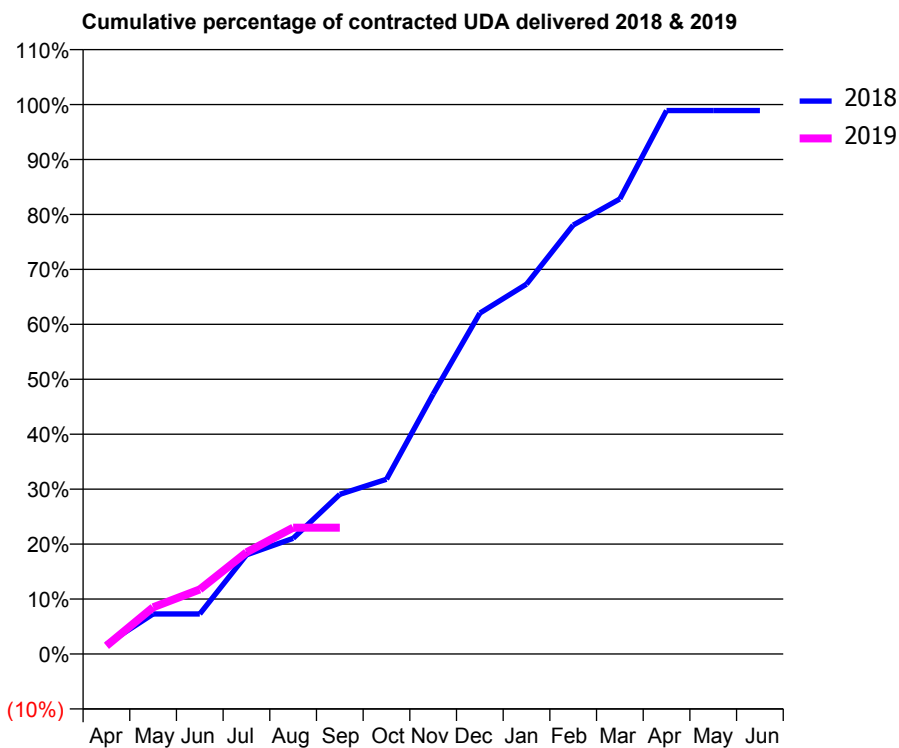
18/19 Contracted general activity (UDA)	400
Carry forward general activity (UDA)	4
18/19 Contracted orthodontic activity (UOA)	0
Carry forward orthodontic activity (UOA)	0
Baseline contract value	£9,563.61

ACCESS*

Patients seen in 24 months	Total	Change since previous quarter
Quarter ending September 2017	174	
Quarter ending December 2017	192	↑
Quarter ending March 2018	214	↑
Quarter ending June 2018	213	→
Quarter ending September 2018	200	↓
Variance since September 2017	14.9%	↑



ACTIVITY



Month	Adjusted Scheduled Activity (UDA)	
	2018	2019
April	7	6
May	29	34
June	29	47
July	72	74
August	84	92
September	116	92
October	127	
November	189	
December	248	
January	269	
February	312	
March	331	
April	396	
May	396	
June	396	

QUALITY

	Quantity	Base Number	Contract	AT	Region	England
% of FP17s for the same patient ID Re-attending within 3 months - Children	5	102	4.9%	9.8%	12.2%	11.6%
% of FP17s for the same patient ID Re-attending within 3 months - Adults	0	1	0.0%	13.9%	15.8%	15.5%
% of FP17s for the same patient ID Re-attending between 3 & 9 months - Children	55	102	53.9%	56.9%	60.3%	58.8%
% of FP17s for the same patient ID Re-attending between 3 & 9 months - Adults	0	1	0.0%	52.8%	53.5%	51.1%
% of FP17s for Band 1 Urgent Courses	0	67	0.0%	8.0%	9.1%	9.0%
% of FP17s Relating to Free Repair or Replacements	0	67	0.0%	1.1%	1.0%	0.8%
% of FP17s Relating to Continuations	0	67	0.0%	1.2%	1.0%	0.9%
% of Patients satisfied with the dentistry they have received	0	0	N/A	94.7%	93.6%	93.3%
% of Patients satisfied with the time they had to wait for an appointment	0	0	N/A	91.4%	89.8%	88.9%

* This is based on patients treated on this contract for their most recent course of treatment. Figures in italics indicate the base number of FP17s or Patient Questionnaire responses are less than 100. N/A is shown where the base number of responses is less than 10 during the period. % is calculated as Quantity/Base number*100

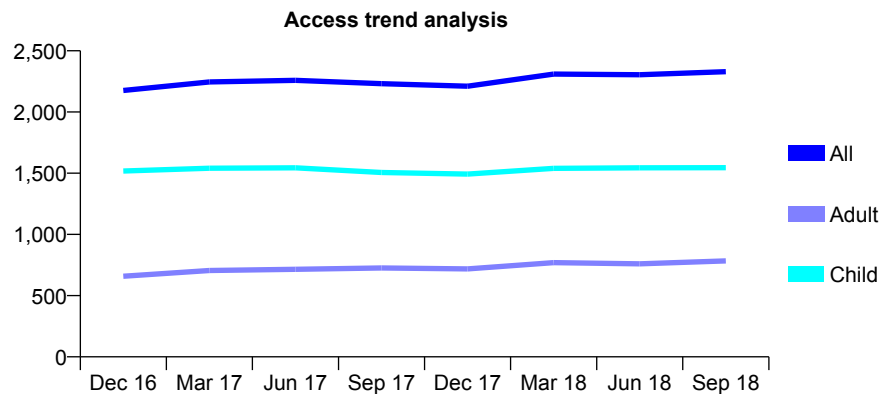
Q49 - Vital Signs At a Glance Contract Report for 729086/0001 - September 2018

Name or company name	Fir Tree Dental Practice
Contract type name	GDS Contract
Purpose of contract	General and Orthodontic
Contract start date	01/04/2006
Contract end date	

18/19 Contracted general activity (UDA)	6,118
Carry forward general activity (UDA)	0
18/19 Contracted orthodontic activity (UOA)	0
Carry forward orthodontic activity (UOA)	0
Baseline contract value	£148,028.88

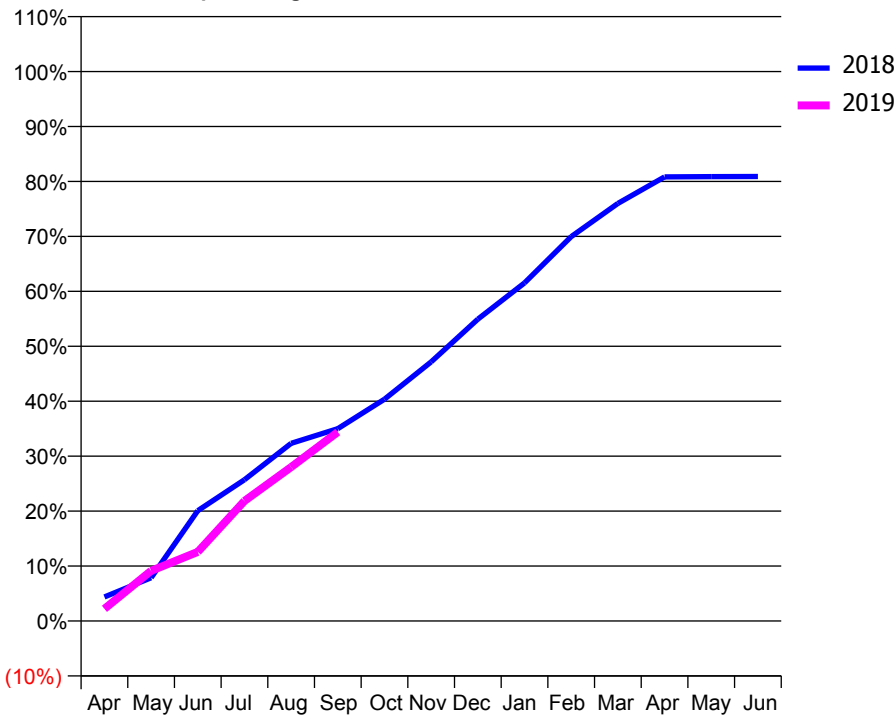
ACCESS*

Patients seen in 24 months	Total	Change since previous quarter
Quarter ending September 2017	2,232	
Quarter ending December 2017	2,211	→
Quarter ending March 2018	2,310	↑
Quarter ending June 2018	2,304	→
Quarter ending September 2018	2,329	→
Variance since September 2017	4.3%	↑



ACTIVITY

Cumulative percentage of contracted UDA delivered 2018 & 2019



Adjusted Scheduled Activity (UDA)		
Month	2018	2019
April	269	136
May	482	559
June	1,228	769
July	1,572	1,336
August	1,979	1,714
September	2,141	2,105
October	2,469	
November	2,885	
December	3,360	
January	3,764	
February	4,279	
March	4,649	
April	4,945	
May	4,948	
June	4,949	

QUALITY

	Quantity	Base Number	Contract	AT	Region	England
% of FP17s for the same patient ID Re-attending within 3 months - Children	112	1,285	8.7%	9.8%	12.2%	11.6%
% of FP17s for the same patient ID Re-attending within 3 months - Adults	52	440	11.8%	13.9%	15.8%	15.5%
% of FP17s for the same patient ID Re-attending between 3 & 9 months - Children	857	1,285	66.7%	56.9%	60.3%	58.8%
% of FP17s for the same patient ID Re-attending between 3 & 9 months - Adults	249	440	56.6%	52.8%	53.5%	51.1%
% of FP17s for Band 1 Urgent Courses	90	1,442	6.2%	8.0%	9.1%	9.0%
% of FP17s Relating to Free Repair or Replacements	1	1,442	0.1%	1.1%	1.0%	0.8%
% of FP17s Relating to Continuations	2	1,442	0.1%	1.2%	1.0%	0.9%
% of Patients satisfied with the dentistry they have received	0	0	N/A	94.7%	93.6%	93.3%
% of Patients satisfied with the time they had to wait for an appointment	0	0	N/A	91.4%	89.8%	88.9%

* This is based on patients treated on this contract for their most recent course of treatment. Figures in italics indicate the base number of FP17s or Patient Questionnaire responses are less than 100. N/A is shown where the base number of responses is less than 10 during the period. % is calculated as Quantity/Base number*100

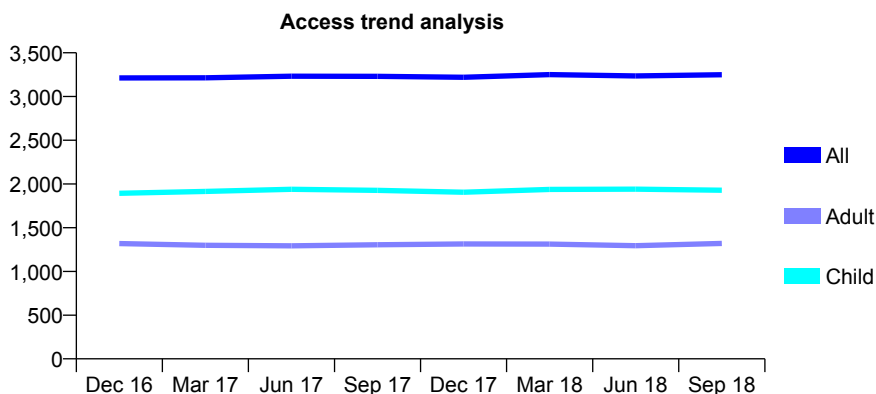
Q49 - Vital Signs At a Glance Contract Report for 729566/0001 - September 2018

Name or company name	Mr A J Dixon
Contract type name	GDS Contract
Purpose of contract	General and Orthodontic
Contract start date	01/04/2006
Contract end date	

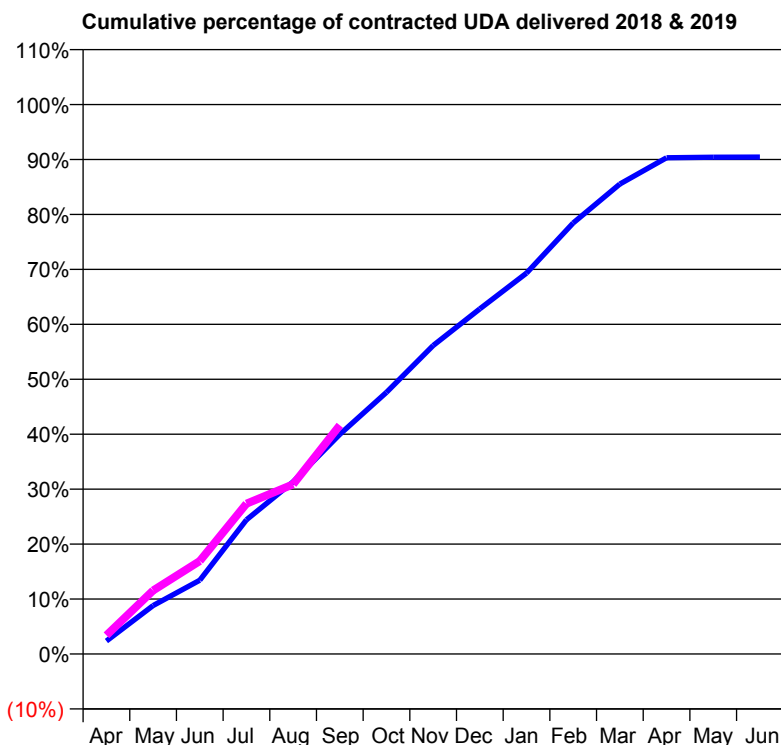
18/19 Contracted general activity (UDA)	8,408
Carry forward general activity (UDA)	0
18/19 Contracted orthodontic activity (UOA)	539
Carry forward orthodontic activity (UOA)	0
Baseline contract value	£242,623.51

ACCESS*

Patients seen in 24 months	Total	Change since previous quarter
Quarter ending September 2017	3,231	
Quarter ending December 2017	3,220	→
Quarter ending March 2018	3,251	→
Quarter ending June 2018	3,235	→
Quarter ending September 2018	3,249	→
Variance since September 2017	0.6%	→



ACTIVITY



Month	Adjusted Scheduled Activity (UDA)	
	2018	2019
April	205	286
May	768	973
June	1,170	1,423
July	2,126	2,300
August	2,730	2,596
September	3,481	3,500
October	4,148	
November	4,888	
December	5,470	
January	6,035	
February	6,831	
March	7,449	
April	7,864	
May	7,873	
June	7,874	

QUALITY

	Quantity	Base Number	Contract	AT	Region	England
% of FP17s for the same patient ID Re-attending within 3 months - Children	98	1,431	6.8%	9.8%	12.2%	11.6%
% of FP17s for the same patient ID Re-attending within 3 months - Adults	125	807	15.5%	13.9%	15.8%	15.5%
% of FP17s for the same patient ID Re-attending between 3 & 9 months - Children	919	1,431	64.2%	56.9%	60.3%	58.8%
% of FP17s for the same patient ID Re-attending between 3 & 9 months - Adults	427	807	52.9%	52.8%	53.5%	51.1%
% of FP17s for Band 1 Urgent Courses	98	1,975	5.0%	8.0%	9.1%	9.0%
% of FP17s Relating to Free Repair or Replacements	0	1,975	0.0%	1.1%	1.0%	0.8%
% of FP17s Relating to Continuations	1	1,975	0.1%	1.2%	1.0%	0.9%
% of Patients satisfied with the dentistry they have received	0	0	N/A	94.7%	93.6%	93.3%
% of Patients satisfied with the time they had to wait for an appointment	0	0	N/A	91.4%	89.8%	88.9%

* This is based on patients treated on this contract for their most recent course of treatment. Figures in italics indicate the base number of FP17s or Patient Questionnaire responses are less than 100. N/A is shown where the base number of responses is less than 10 during the period. % is calculated as Quantity/Base number*100

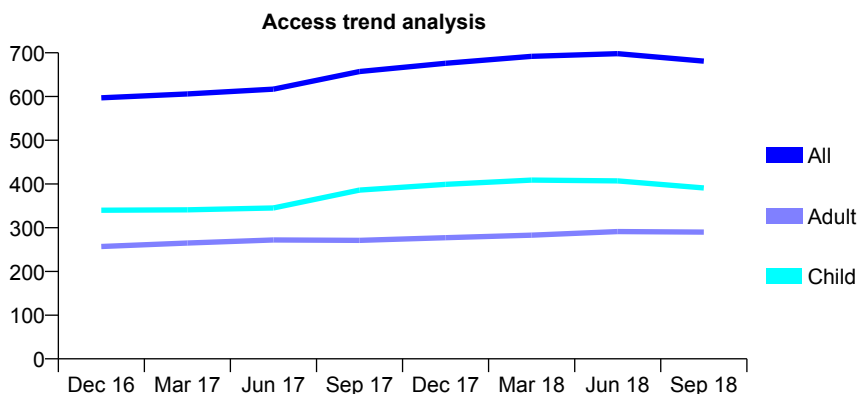
Q49 - Vital Signs At a Glance Contract Report for 730661/0001 - September 2018

Name or company name	MR PH COULTHARD
Contract type name	GDS Contract
Purpose of contract	General
Contract start date	01/04/2006
Contract end date	

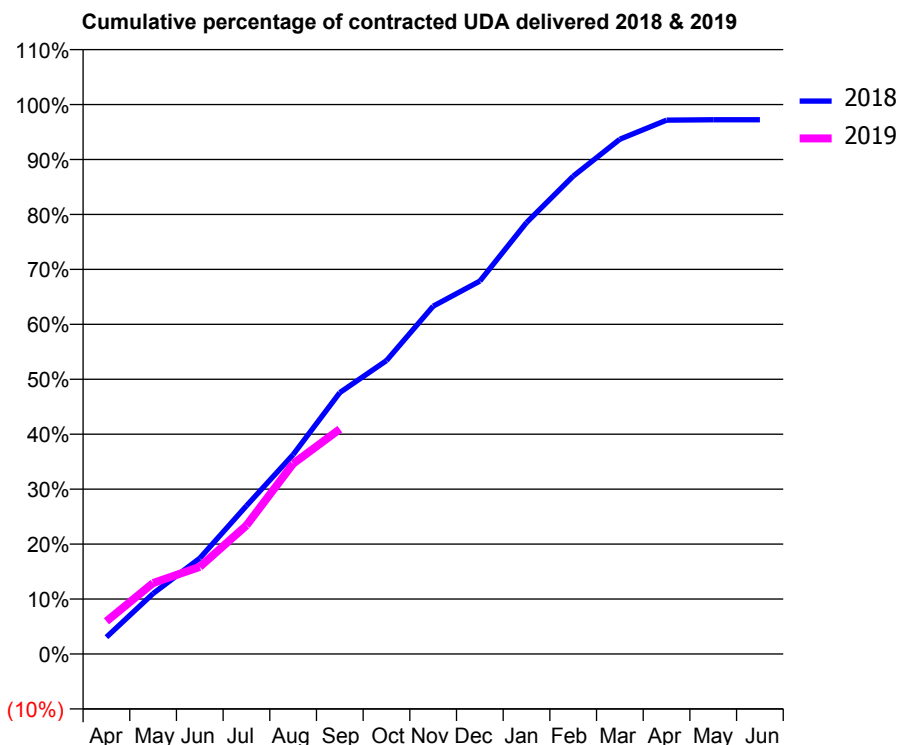
18/19 Contracted general activity (UDA)	1,280
Carry forward general activity (UDA)	35
18/19 Contracted orthodontic activity (UOA)	0
Carry forward orthodontic activity (UOA)	0
Baseline contract value	£30,730.32

ACCESS*

Patients seen in 24 months	Total	Change since previous quarter
Quarter ending September 2017	657	
Quarter ending December 2017	676	↑
Quarter ending March 2018	692	↑
Quarter ending June 2018	698	→
Quarter ending September 2018	681	↓
Variance since September 2017	3.7%	↑



ACTIVITY



Month	Adjusted Scheduled Activity (UDA)	
	2018	2019
April	39	76
May	141	165
June	223	203
July	345	300
August	465	443
September	609	524
October	683	
November	810	
December	869	
January	1,005	
February	1,113	
March	1,199	
April	1,243	
May	1,245	
June	1,245	

QUALITY

	Quantity	Base Number	Contract	AT	Region	England
% of FP17s for the same patient ID Re-attending within 3 months - Children	16	313	5.1%	9.8%	12.2%	11.6%
% of FP17s for the same patient ID Re-attending within 3 months - Adults	10	179	5.6%	13.9%	15.8%	15.5%
% of FP17s for the same patient ID Re-attending between 3 & 9 months - Children	229	313	73.2%	56.9%	60.3%	58.8%
% of FP17s for the same patient ID Re-attending between 3 & 9 months - Adults	84	179	46.9%	52.8%	53.5%	51.1%
% of FP17s for Band 1 Urgent Courses	15	451	3.3%	8.0%	9.1%	9.0%
% of FP17s Relating to Free Repair or Replacements	0	451	0.0%	1.1%	1.0%	0.8%
% of FP17s Relating to Continuations	0	451	0.0%	1.2%	1.0%	0.9%
% of Patients satisfied with the dentistry they have received	0	0	N/A	94.7%	93.6%	93.3%
% of Patients satisfied with the time they had to wait for an appointment	0	0	N/A	91.4%	89.8%	88.9%

* This is based on patients treated on this contract for their most recent course of treatment. Figures in italics indicate the base number of FP17s or Patient Questionnaire responses are less than 100. N/A is shown where the base number of responses is less than 10 during the period. % is calculated as Quantity/Base number*100

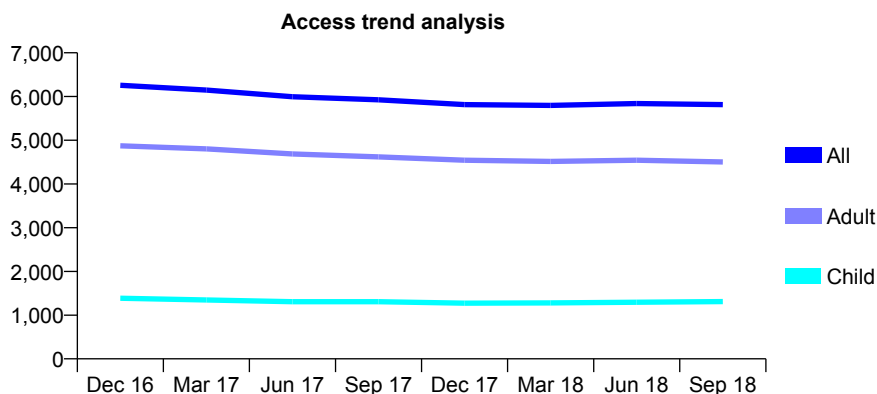
Q49 - Vital Signs At a Glance Contract Report for 730696/0001 - September 2018

Name or company name	Pearsons Dental Practice Partnership
Contract type name	GDS Contract
Purpose of contract	General and Orthodontic
Contract start date	01/04/2006
Contract end date	

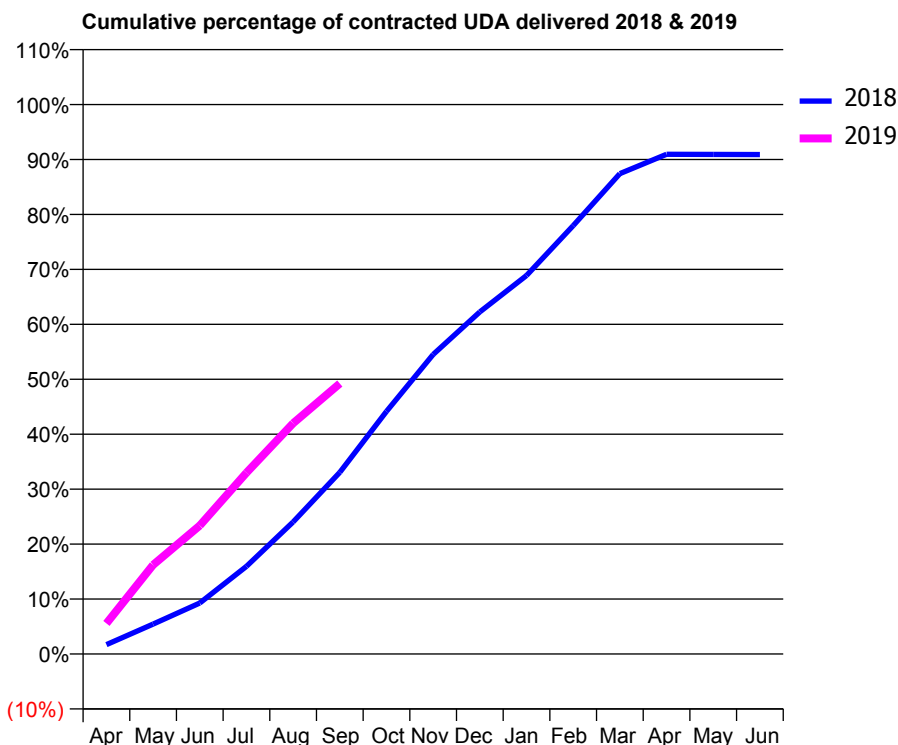
18/19 Contracted general activity (UDA)	19,103
Carry forward general activity (UDA)	0
18/19 Contracted orthodontic activity (UOA)	0
Carry forward orthodontic activity (UOA)	0
Baseline contract value	£469,324.69

ACCESS*

Patients seen in 24 months	Total	Change since previous quarter
Quarter ending September 2017	5,924	
Quarter ending December 2017	5,816	↓
Quarter ending March 2018	5,798	→
Quarter ending June 2018	5,838	→
Quarter ending September 2018	5,816	→
Variance since September 2017	(1.8%)	↓



ACTIVITY



Month	Adjusted Scheduled Activity (UDA)	
	2018	2019
April	328	1,062
May	1,043	3,098
June	1,774	4,467
July	3,050	6,300
August	4,590	8,023
September	6,315	9,404
October	8,436	
November	10,415	
December	11,894	
January	13,160	
February	14,893	
March	16,699	
April	17,370	
May	17,369	
June	17,363	

QUALITY

	Quantity	Base Number	Contract	AT	Region	England
% of FP17s for the same patient ID Re-attending within 3 months - Children	53	1,188	4.5%	9.8%	12.2%	11.6%
% of FP17s for the same patient ID Re-attending within 3 months - Adults	582	4,138	14.1%	13.9%	15.8%	15.5%
% of FP17s for the same patient ID Re-attending between 3 & 9 months - Children	885	1,188	74.5%	56.9%	60.3%	58.8%
% of FP17s for the same patient ID Re-attending between 3 & 9 months - Adults	3,111	4,138	75.2%	52.8%	53.5%	51.1%
% of FP17s for Band 1 Urgent Courses	159	4,982	3.2%	8.0%	9.1%	9.0%
% of FP17s Relating to Free Repair or Replacements	129	4,982	2.6%	1.1%	1.0%	0.8%
% of FP17s Relating to Continuations	92	4,982	1.8%	1.2%	1.0%	0.9%
% of Patients satisfied with the dentistry they have received	11	12	91.7%	94.7%	93.6%	93.3%
% of Patients satisfied with the time they had to wait for an appointment	11	12	91.7%	91.4%	89.8%	88.9%

* This is based on patients treated on this contract for their most recent course of treatment. Figures in italics indicate the base number of FP17s or Patient Questionnaire responses are less than 100. N/A is shown where the base number of responses is less than 10 during the period. % is calculated as Quantity/Base number*100

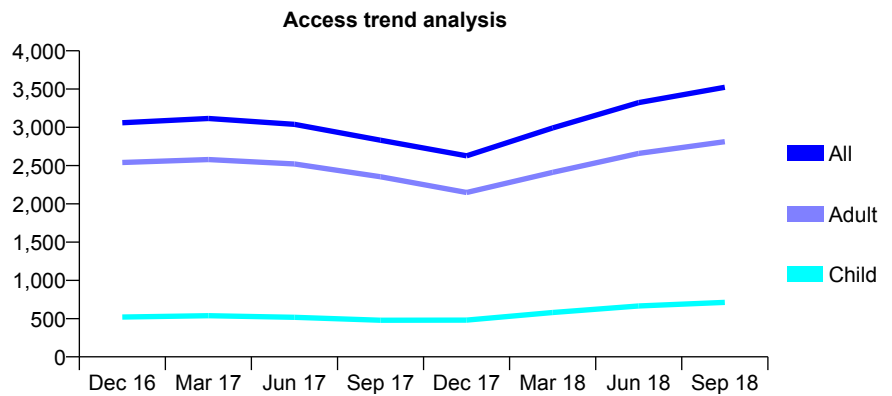
Q49 - Vital Signs At a Glance Contract Report for 736473/0001 - September 2018

Name or company name	Westmount Dental Surgery Jarrow
Contract type name	GDS Contract
Purpose of contract	General and Orthodontic
Contract start date	01/04/2006
Contract end date	

18/19 Contracted general activity (UDA)	18,335
Carry forward general activity (UDA)	0
18/19 Contracted orthodontic activity (UOA)	0
Carry forward orthodontic activity (UOA)	0
Baseline contract value	£544,069.68

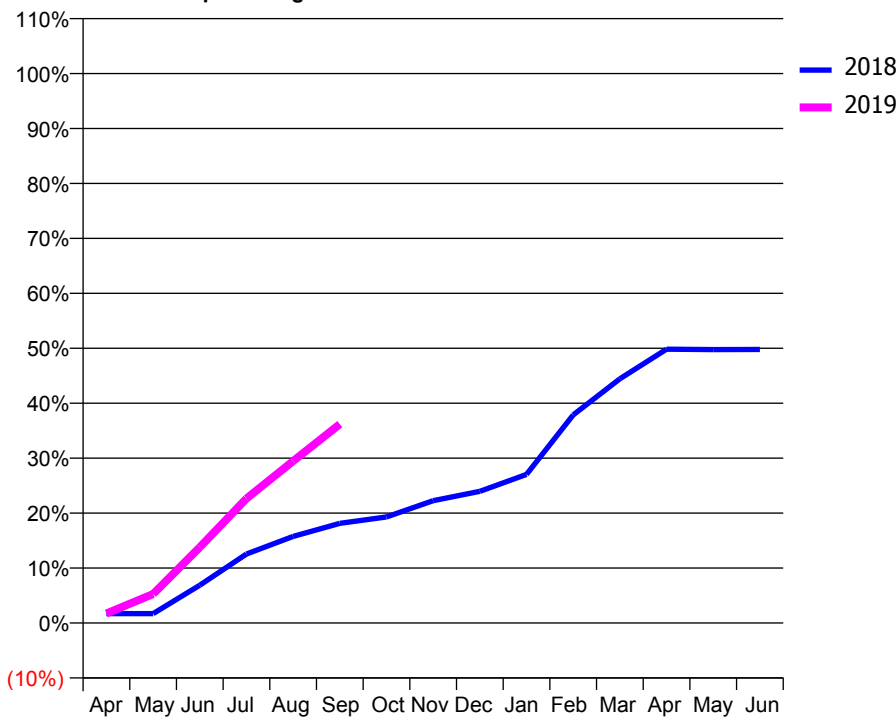
ACCESS*

Patients seen in 24 months	Total	Change since previous quarter
Quarter ending September 2017	2,832	
Quarter ending December 2017	2,628	↓
Quarter ending March 2018	2,991	↑
Quarter ending June 2018	3,323	↑
Quarter ending September 2018	3,524	↑
Variance since September 2017	24.4%	↑



ACTIVITY

Cumulative percentage of contracted UDA delivered 2018 & 2019



Month	Adjusted Scheduled Activity (UDA)	
	2018	2019
April	219	319
May	219	970
June	878	2,528
July	1,600	4,156
August	2,009	5,404
September	2,314	6,637
October	2,462	
November	2,839	
December	3,054	
January	3,448	
February	4,827	
March	5,665	
April	6,353	
May	6,344	
June	6,347	

QUALITY

	Quantity	Base Number	Contract	AT	Region	England
% of FP17s for the same patient ID Re-attending within 3 months - Children	55	598	9.2%	9.8%	12.2%	11.6%
% of FP17s for the same patient ID Re-attending within 3 months - Adults	395	2,214	17.8%	13.9%	15.8%	15.5%
% of FP17s for the same patient ID Re-attending between 3 & 9 months - Children	152	598	25.4%	56.9%	60.3%	58.8%
% of FP17s for the same patient ID Re-attending between 3 & 9 months - Adults	616	2,214	27.8%	52.8%	53.5%	51.1%
% of FP17s for Band 1 Urgent Courses	280	2,560	10.9%	8.0%	9.1%	9.0%
% of FP17s Relating to Free Repair or Replacements	42	2,560	1.6%	1.1%	1.0%	0.8%
% of FP17s Relating to Continuations	33	2,560	1.3%	1.2%	1.0%	0.9%
% of Patients satisfied with the dentistry they have received	1	1	N/A	94.7%	93.6%	93.3%
% of Patients satisfied with the time they had to wait for an appointment	0	1	N/A	91.4%	89.8%	88.9%

* This is based on patients treated on this contract for their most recent course of treatment. Figures in italics indicate the base number of FP17s or Patient Questionnaire responses are less than 100. N/A is shown where the base number of responses is less than 10 during the period. % is calculated as Quantity/Base number*100

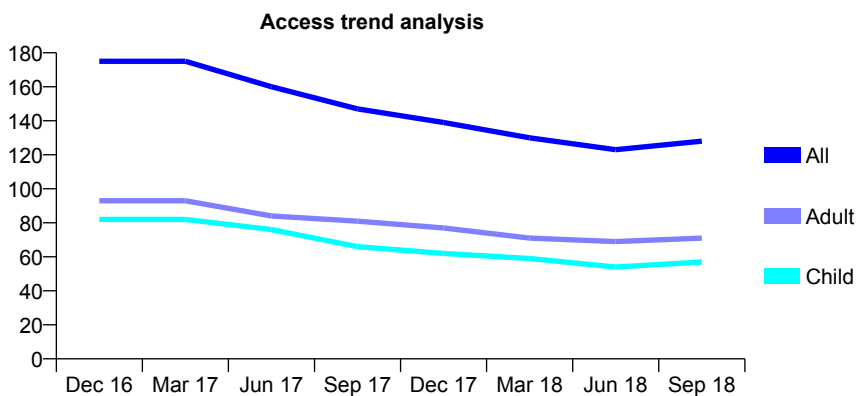
Q49 - Vital Signs At a Glance Contract Report for 737798/0001 - September 2018

Name or company name	MR AR GREENWOOD
Contract type name	GDS Contract
Purpose of contract	General
Contract start date	01/04/2006
Contract end date	

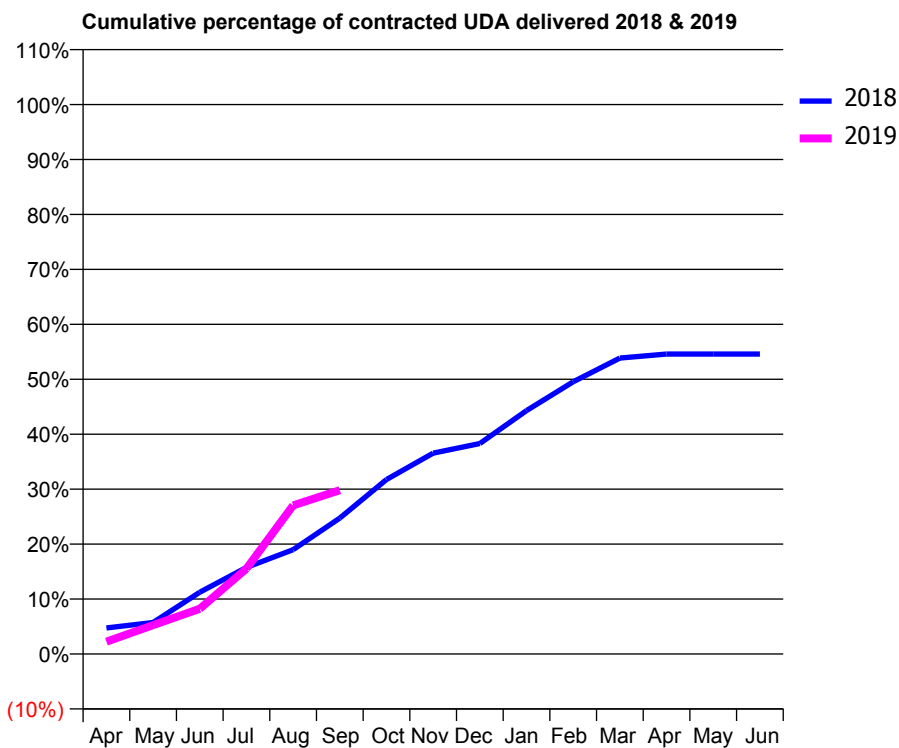
18/19 Contracted general activity (UDA)	400
Carry forward general activity (UDA)	0
18/19 Contracted orthodontic activity (UOA)	0
Carry forward orthodontic activity (UOA)	0
Baseline contract value	£10,009.56

ACCESS*

Patients seen in 24 months	Total	Change since previous quarter
Quarter ending September 2017	147	
Quarter ending December 2017	139	↓
Quarter ending March 2018	130	↓
Quarter ending June 2018	123	↓
Quarter ending September 2018	128	↑
Variance since September 2017	(12.9%)	↓



ACTIVITY



Month	Adjusted Scheduled Activity (UDA)	
	2018	2019
April	19	9
May	23	21
June	45	33
July	63	62
August	76	108
September	99	119
October	127	
November	146	
December	153	
January	177	
February	198	
March	215	
April	218	
May	218	
June	218	

QUALITY

	Quantity	Base Number	Contract	AT	Region	England
% of FP17s for the same patient ID Re-attending within 3 months - Children	1	44	2.3%	9.8%	12.2%	11.6%
% of FP17s for the same patient ID Re-attending within 3 months - Adults	2	40	5.0%	13.9%	15.8%	15.5%
% of FP17s for the same patient ID Re-attending between 3 & 9 months - Children	18	44	40.9%	56.9%	60.3%	58.8%
% of FP17s for the same patient ID Re-attending between 3 & 9 months - Adults	17	40	42.5%	52.8%	53.5%	51.1%
% of FP17s for Band 1 Urgent Courses	1	81	1.2%	8.0%	9.1%	9.0%
% of FP17s Relating to Free Repair or Replacements	0	81	0.0%	1.1%	1.0%	0.8%
% of FP17s Relating to Continuations	0	81	0.0%	1.2%	1.0%	0.9%
% of Patients satisfied with the dentistry they have received	0	0	N/A	94.7%	93.6%	93.3%
% of Patients satisfied with the time they had to wait for an appointment	0	0	N/A	91.4%	89.8%	88.9%

* This is based on patients treated on this contract for their most recent course of treatment. Figures in italics indicate the base number of FP17s or Patient Questionnaire responses are less than 100. N/A is shown where the base number of responses is less than 10 during the period. % is calculated as Quantity/Base number*100

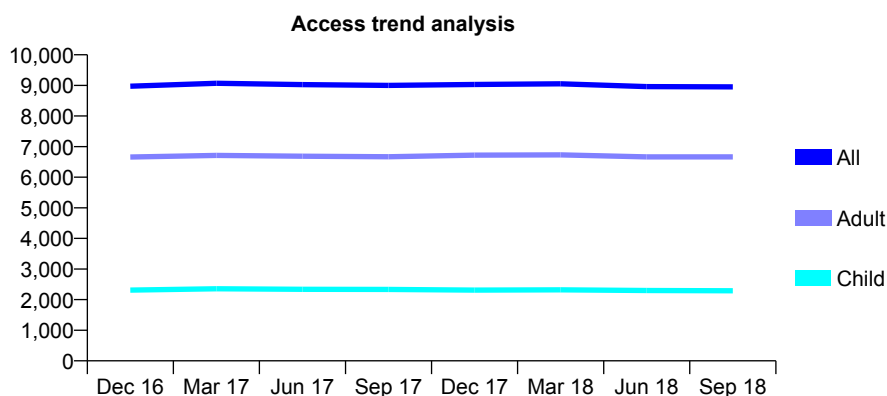
Q49 - Vital Signs At a Glance Contract Report for 737917/0001 - September 2018

Name or company name	MR DS SOMAL
Contract type name	GDS Contract
Purpose of contract	General
Contract start date	01/04/2006
Contract end date	

18/19 Contracted general activity (UDA)	19,383
Carry forward general activity (UDA)	0
18/19 Contracted orthodontic activity (UOA)	0
Carry forward orthodontic activity (UOA)	0
Baseline contract value	£591,192.01

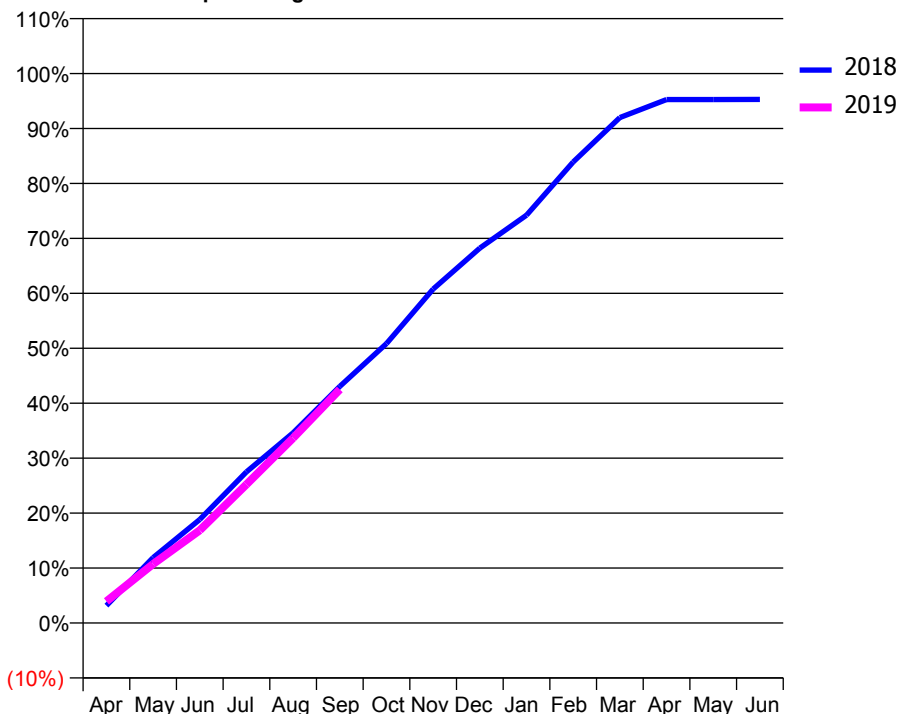
ACCESS*

Patients seen in 24 months	Total	Change since previous quarter
Quarter ending September 2017	9,002	
Quarter ending December 2017	9,031	→
Quarter ending March 2018	9,051	→
Quarter ending June 2018	8,961	→
Quarter ending September 2018	8,951	→
Variance since September 2017	(0.6%)	→



ACTIVITY

Cumulative percentage of contracted UDA delivered 2018 & 2019



Month	Adjusted Scheduled Activity (UDA)	
	2018	2019
April	615	763
May	2,307	2,082
June	3,651	3,273
July	5,332	4,887
August	6,709	6,526
September	8,348	8,237
October	9,856	
November	11,783	
December	13,226	
January	14,385	
February	16,264	
March	17,827	
April	18,462	
May	18,462	
June	18,467	

QUALITY

	Quantity	Base Number	Contract	AT	Region	England
% of FP17s for the same patient ID Re-attending within 3 months - Children	98	1,608	6.1%	9.8%	12.2%	11.6%
% of FP17s for the same patient ID Re-attending within 3 months - Adults	519	3,898	13.3%	13.9%	15.8%	15.5%
% of FP17s for the same patient ID Re-attending between 3 & 9 months - Children	919	1,608	57.2%	56.9%	60.3%	58.8%
% of FP17s for the same patient ID Re-attending between 3 & 9 months - Adults	1,845	3,898	47.3%	52.8%	53.5%	51.1%
% of FP17s for Band 1 Urgent Courses	628	4,857	12.9%	8.0%	9.1%	9.0%
% of FP17s Relating to Free Repair or Replacements	41	4,857	0.8%	1.1%	1.0%	0.8%
% of FP17s Relating to Continuations	19	4,857	0.4%	1.2%	1.0%	0.9%
% of Patients satisfied with the dentistry they have received	4	4	N/A	94.7%	93.6%	93.3%
% of Patients satisfied with the time they had to wait for an appointment	3	4	N/A	91.4%	89.8%	88.9%

* This is based on patients treated on this contract for their most recent course of treatment. Figures in italics indicate the base number of FP17s or Patient Questionnaire responses are less than 100. N/A is shown where the base number of responses is less than 10 during the period. % is calculated as Quantity/Base number*100

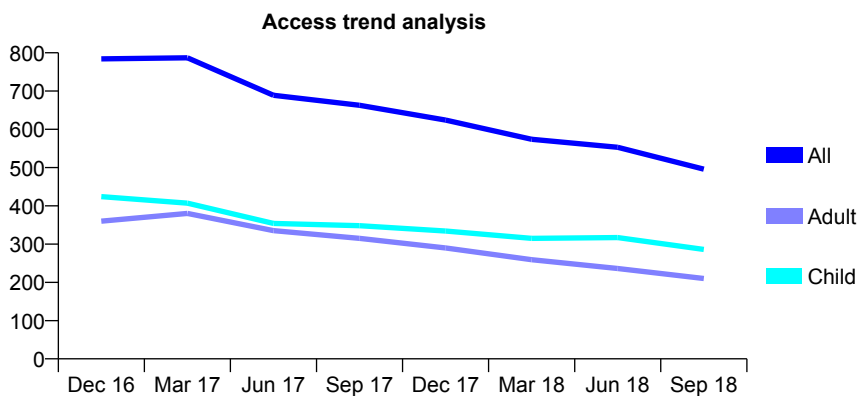
Q49 - Vital Signs At a Glance Contract Report for 740950/0001 - September 2018

Name or company name	MR PN JACKSON
Contract type name	GDS Contract
Purpose of contract	General
Contract start date	01/04/2006
Contract end date	

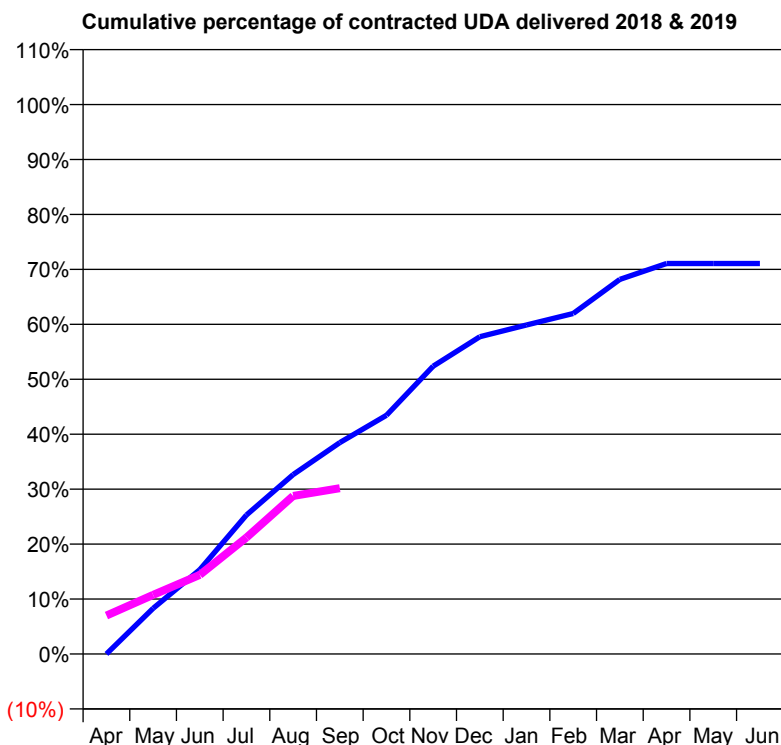
18/19 Contracted general activity (UDA)	1,932
Carry forward general activity (UDA)	0
18/19 Contracted orthodontic activity (UOA)	0
Carry forward orthodontic activity (UOA)	0
Baseline contract value	£48,462.93

ACCESS*

Patients seen in 24 months	Total	Change since previous quarter
Quarter ending September 2017	663	
Quarter ending December 2017	624	↓
Quarter ending March 2018	574	↓
Quarter ending June 2018	553	↓
Quarter ending September 2018	496	↓
Variance since September 2017	(25.2%)	↓



ACTIVITY



Month	Adjusted Scheduled Activity (UDA)	
	2018	2019
April	0	135
May	160	208
June	296	278
July	489	409
August	631	556
September	743	583
October	840	
November	1,012	
December	1,116	
January	1,157	
February	1,197	
March	1,317	
April	1,373	
May	1,373	
June	1,373	

QUALITY

	Quantity	Base Number	Contract	AT	Region	England
% of FP17s for the same patient ID Re-attending within 3 months - Children	6	213	2.8%	9.8%	12.2%	11.6%
% of FP17s for the same patient ID Re-attending within 3 months - Adults	17	150	11.3%	13.9%	15.8%	15.5%
% of FP17s for the same patient ID Re-attending between 3 & 9 months - Children	129	213	60.6%	56.9%	60.3%	58.8%
% of FP17s for the same patient ID Re-attending between 3 & 9 months - Adults	59	150	39.3%	52.8%	53.5%	51.1%
% of FP17s for Band 1 Urgent Courses	26	335	7.8%	8.0%	9.1%	9.0%
% of FP17s Relating to Free Repair or Replacements	2	335	0.6%	1.1%	1.0%	0.8%
% of FP17s Relating to Continuations	1	335	0.3%	1.2%	1.0%	0.9%
% of Patients satisfied with the dentistry they have received	1	1	N/A	94.7%	93.6%	93.3%
% of Patients satisfied with the time they had to wait for an appointment	1	1	N/A	91.4%	89.8%	88.9%

* This is based on patients treated on this contract for their most recent course of treatment. Figures in italics indicate the base number of FP17s or Patient Questionnaire responses are less than 100. N/A is shown where the base number of responses is less than 10 during the period. % is calculated as Quantity/Base number*100

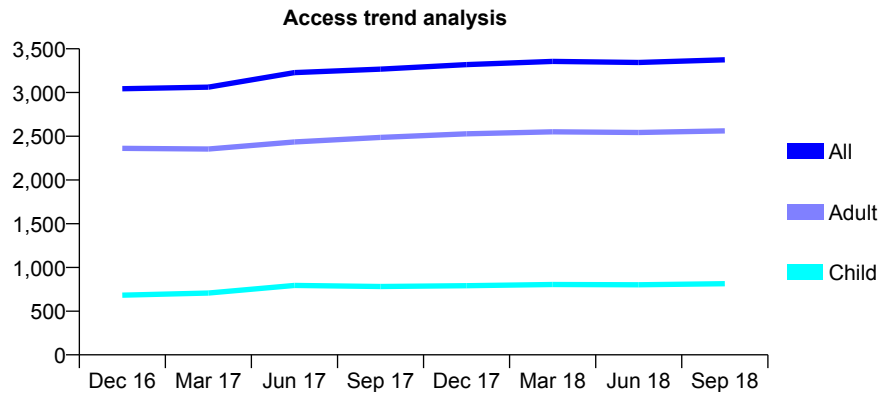
Q49 - Vital Signs At a Glance Contract Report for 740950/0002 - September 2018

Name or company name	MR PN JACKSON
Contract type name	GDS Contract
Purpose of contract	General
Contract start date	01/04/2006
Contract end date	

18/19 Contracted general activity (UDA)	13,302
Carry forward general activity (UDA)	0
18/19 Contracted orthodontic activity (UOA)	0
Carry forward orthodontic activity (UOA)	0
Baseline contract value	£315,196.16

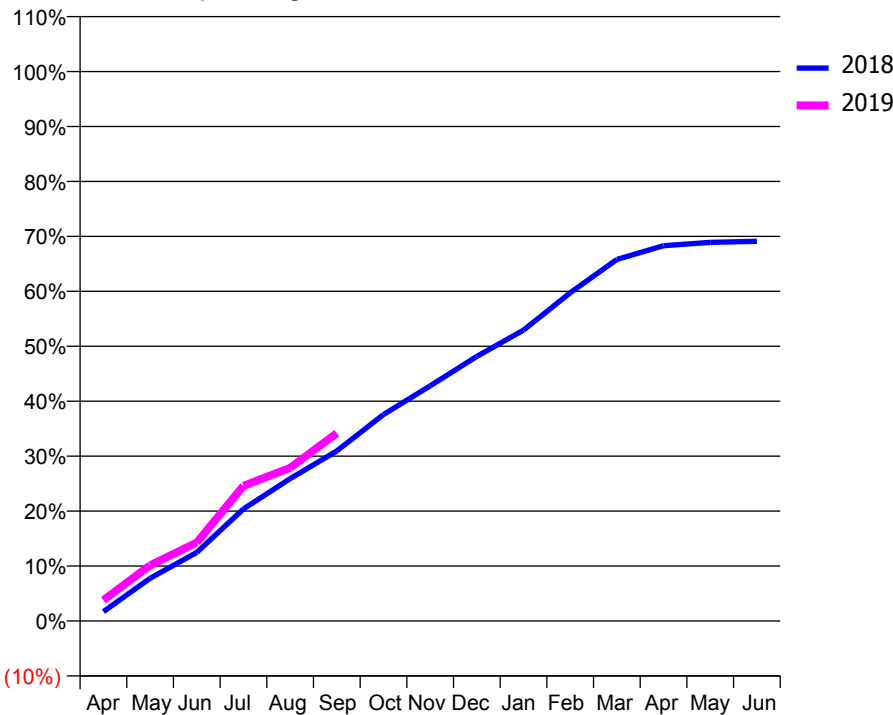
ACCESS*

Patients seen in 24 months	Total	Change since previous quarter
Quarter ending September 2017	3,268	
Quarter ending December 2017	3,319	→
Quarter ending March 2018	3,356	→
Quarter ending June 2018	3,344	→
Quarter ending September 2018	3,374	→
Variance since September 2017	3.2%	↑



ACTIVITY

Cumulative percentage of contracted UDA delivered 2018 & 2019



Month	Adjusted Scheduled Activity (UDA)	
	2018	2019
April	229	505
May	1,034	1,348
June	1,662	1,898
July	2,712	3,271
August	3,445	3,707
September	4,116	4,547
October	4,999	
November	5,694	
December	6,406	
January	7,043	
February	7,945	
March	8,752	
April	9,085	
May	9,165	
June	9,191	

QUALITY

	Quantity	Base Number	Contract	AT	Region	England
% of FP17s for the same patient ID Re-attending within 3 months - Children	19	584	3.3%	9.8%	12.2%	11.6%
% of FP17s for the same patient ID Re-attending within 3 months - Adults	229	1,940	11.8%	13.9%	15.8%	15.5%
% of FP17s for the same patient ID Re-attending between 3 & 9 months - Children	377	584	64.6%	56.9%	60.3%	58.8%
% of FP17s for the same patient ID Re-attending between 3 & 9 months - Adults	1,182	1,940	60.9%	52.8%	53.5%	51.1%
% of FP17s for Band 1 Urgent Courses	142	2,353	6.0%	8.0%	9.1%	9.0%
% of FP17s Relating to Free Repair or Replacements	24	2,353	1.0%	1.1%	1.0%	0.8%
% of FP17s Relating to Continuations	10	2,353	0.4%	1.2%	1.0%	0.9%
% of Patients satisfied with the dentistry they have received	0	0	N/A	94.7%	93.6%	93.3%
% of Patients satisfied with the time they had to wait for an appointment	0	0	N/A	91.4%	89.8%	88.9%

* This is based on patients treated on this contract for their most recent course of treatment. Figures in italics indicate the base number of FP17s or Patient Questionnaire responses are less than 100. N/A is shown where the base number of responses is less than 10 during the period. % is calculated as Quantity/Base number*100

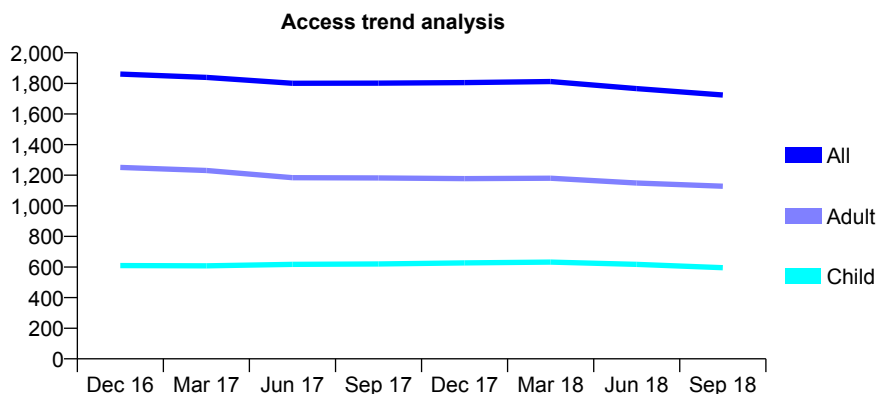
Q49 - Vital Signs At a Glance Contract Report for 749141/0001 - September 2018

Name or company name	MRS LK CAVE
Contract type name	GDS Contract
Purpose of contract	General
Contract start date	01/04/2006
Contract end date	

18/19 Contracted general activity (UDA)	5,333
Carry forward general activity (UDA)	-65
18/19 Contracted orthodontic activity (UOA)	0
Carry forward orthodontic activity (UOA)	0
Baseline contract value	£149,957.49

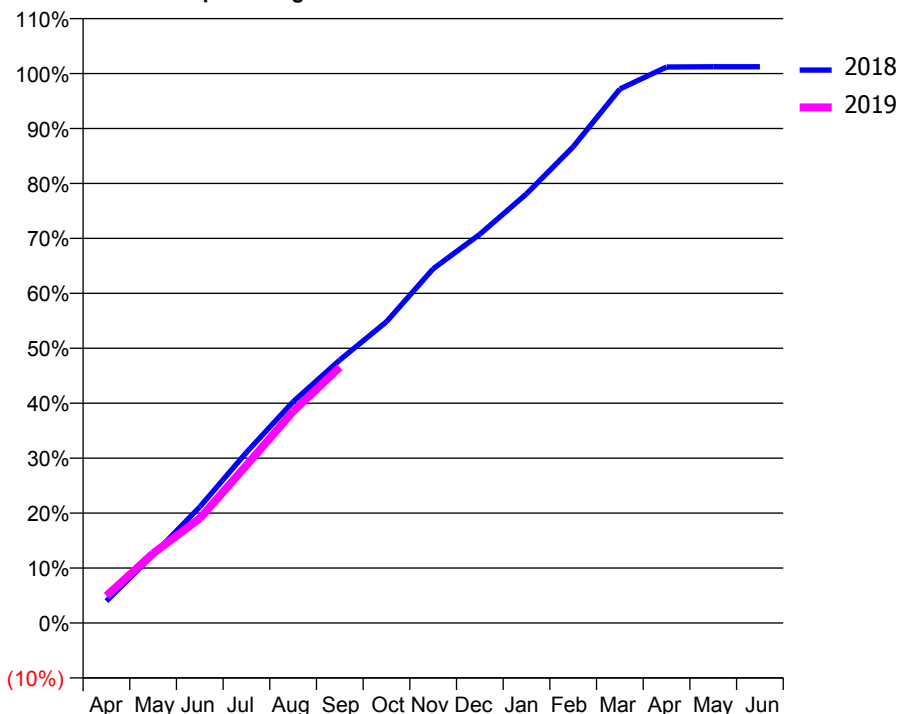
ACCESS*

Patients seen in 24 months	Total	Change since previous quarter
Quarter ending September 2017	1,802	
Quarter ending December 2017	1,805	→
Quarter ending March 2018	1,812	→
Quarter ending June 2018	1,766	↓
Quarter ending September 2018	1,724	↓
Variance since September 2017	(4.3%)	↓



ACTIVITY

Cumulative percentage of contracted UDA delivered 2018 & 2019



Adjusted Scheduled Activity (UDA)

Month	2018	2019
April	213	264
May	661	676
June	1,127	1,015
July	1,656	1,530
August	2,148	2,054
September	2,552	2,483
October	2,924	
November	3,438	
December	3,774	
January	4,166	
February	4,623	
March	5,182	
April	5,396	
May	5,398	
June	5,398	

QUALITY

	Quantity	Base Number	Contract	AT	Region	England
% of FP17s for the same patient ID Re-attending within 3 months - Children	76	514	14.8%	9.8%	12.2%	11.6%
% of FP17s for the same patient ID Re-attending within 3 months - Adults	149	803	18.6%	13.9%	15.8%	15.5%
% of FP17s for the same patient ID Re-attending between 3 & 9 months - Children	323	514	62.8%	56.9%	60.3%	58.8%
% of FP17s for the same patient ID Re-attending between 3 & 9 months - Adults	432	803	53.8%	52.8%	53.5%	51.1%
% of FP17s for Band 1 Urgent Courses	30	1,235	2.4%	8.0%	9.1%	9.0%
% of FP17s Relating to Free Repair or Replacements	3	1,235	0.2%	1.1%	1.0%	0.8%
% of FP17s Relating to Continuations	8	1,235	0.6%	1.2%	1.0%	0.9%
% of Patients satisfied with the dentistry they have received	2	2	N/A	94.7%	93.6%	93.3%
% of Patients satisfied with the time they had to wait for an appointment	2	2	N/A	91.4%	89.8%	88.9%

* This is based on patients treated on this contract for their most recent course of treatment. Figures in italics indicate the base number of FP17s or Patient Questionnaire responses are less than 100. N/A is shown where the base number of responses is less than 10 during the period. % is calculated as Quantity/Base number*100

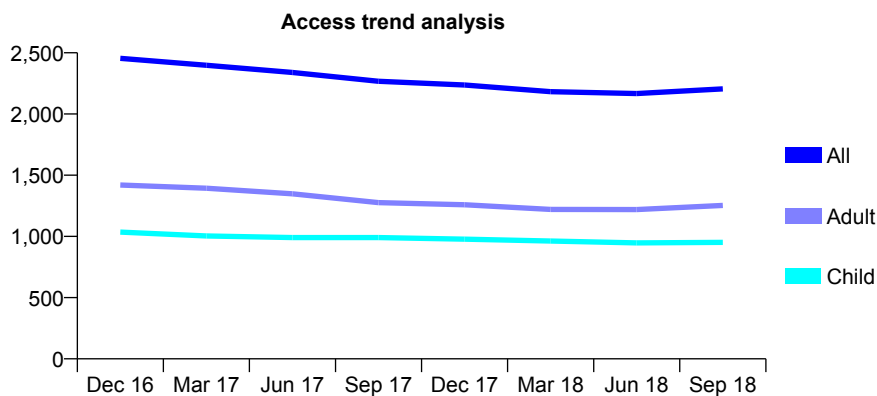
Q49 - Vital Signs At a Glance Contract Report for 751847/0001 - September 2018

Name or company name	MR TB JUKES
Contract type name	GDS Contract
Purpose of contract	General
Contract start date	01/04/2006
Contract end date	

18/19 Contracted general activity (UDA)	10,962
Carry forward general activity (UDA)	0
18/19 Contracted orthodontic activity (UOA)	0
Carry forward orthodontic activity (UOA)	0
Baseline contract value	£283,183.09

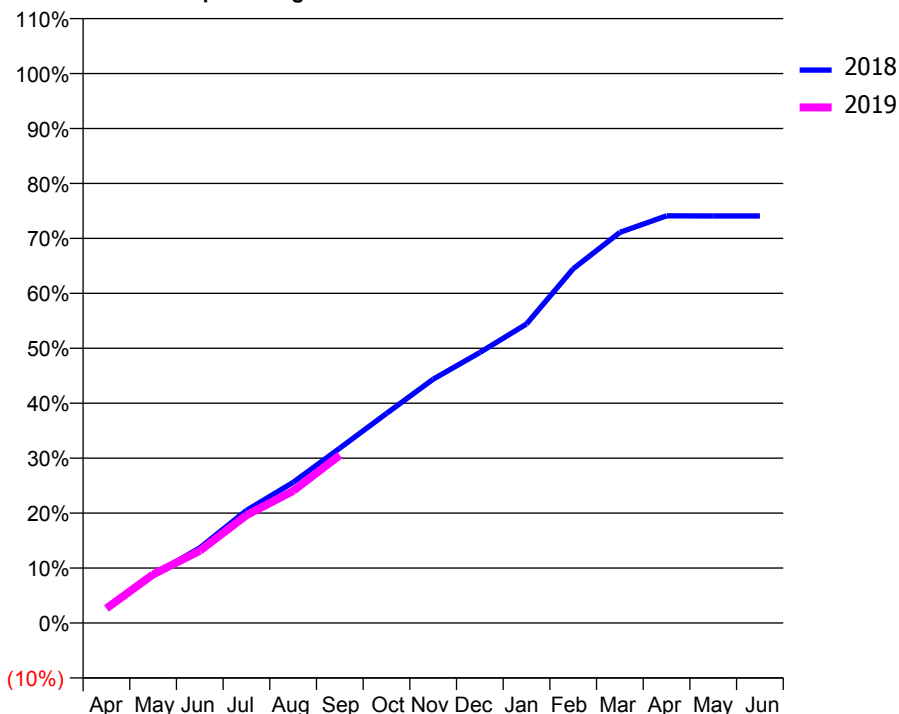
ACCESS*

Patients seen in 24 months	Total	Change since previous quarter
Quarter ending September 2017	2,267	
Quarter ending December 2017	2,237	↓
Quarter ending March 2018	2,183	↓
Quarter ending June 2018	2,167	→
Quarter ending September 2018	2,205	→
Variance since September 2017	(2.7%)	↓



ACTIVITY

Cumulative percentage of contracted UDA delivered 2018 & 2019



Adjusted Scheduled Activity (UDA)		
Month	2018	2019
April	308	293
May	958	970
June	1,499	1,441
July	2,246	2,149
August	2,806	2,636
September	3,488	3,348
October	4,182	
November	4,864	
December	5,397	
January	5,966	
February	7,067	
March	7,793	
April	8,122	
May	8,121	
June	8,120	

QUALITY

	Quantity	Base Number	Contract	AT	Region	England
% of FP17s for the same patient ID Re-attending within 3 months - Children	49	658	7.4%	9.8%	12.2%	11.6%
% of FP17s for the same patient ID Re-attending within 3 months - Adults	277	967	28.6%	13.9%	15.8%	15.5%
% of FP17s for the same patient ID Re-attending between 3 & 9 months - Children	343	658	52.1%	56.9%	60.3%	58.8%
% of FP17s for the same patient ID Re-attending between 3 & 9 months - Adults	423	967	43.7%	52.8%	53.5%	51.1%
% of FP17s for Band 1 Urgent Courses	77	1,524	5.1%	8.0%	9.1%	9.0%
% of FP17s Relating to Free Repair or Replacements	10	1,524	0.7%	1.1%	1.0%	0.8%
% of FP17s Relating to Continuations	4	1,524	0.3%	1.2%	1.0%	0.9%
% of Patients satisfied with the dentistry they have received	1	1	N/A	94.7%	93.6%	93.3%
% of Patients satisfied with the time they had to wait for an appointment	1	1	N/A	91.4%	89.8%	88.9%

* This is based on patients treated on this contract for their most recent course of treatment. Figures in italics indicate the base number of FP17s or Patient Questionnaire responses are less than 100. N/A is shown where the base number of responses is less than 10 during the period. % is calculated as Quantity/Base number*100

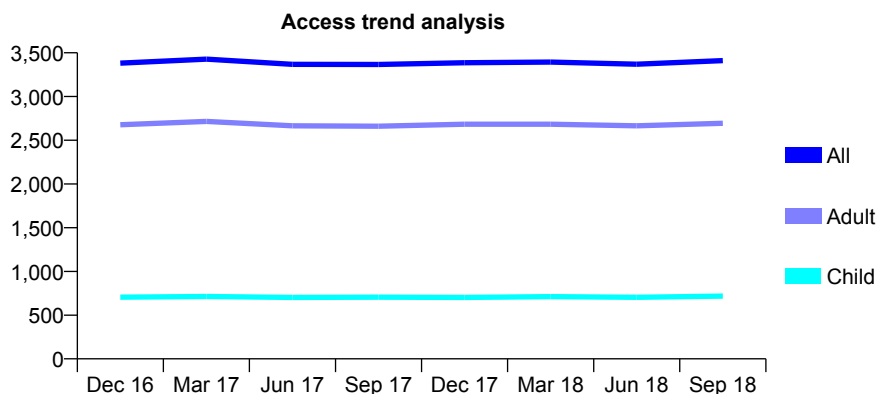
Q49 - Vital Signs At a Glance Contract Report for 754722/0001 - September 2018

Name or company name	MR K ROBSON
Contract type name	GDS Contract
Purpose of contract	General
Contract start date	01/08/2011
Contract end date	

18/19 Contracted general activity (UDA)	11,463
Carry forward general activity (UDA)	187
18/19 Contracted orthodontic activity (UOA)	0
Carry forward orthodontic activity (UOA)	0
Baseline contract value	£301,000.11

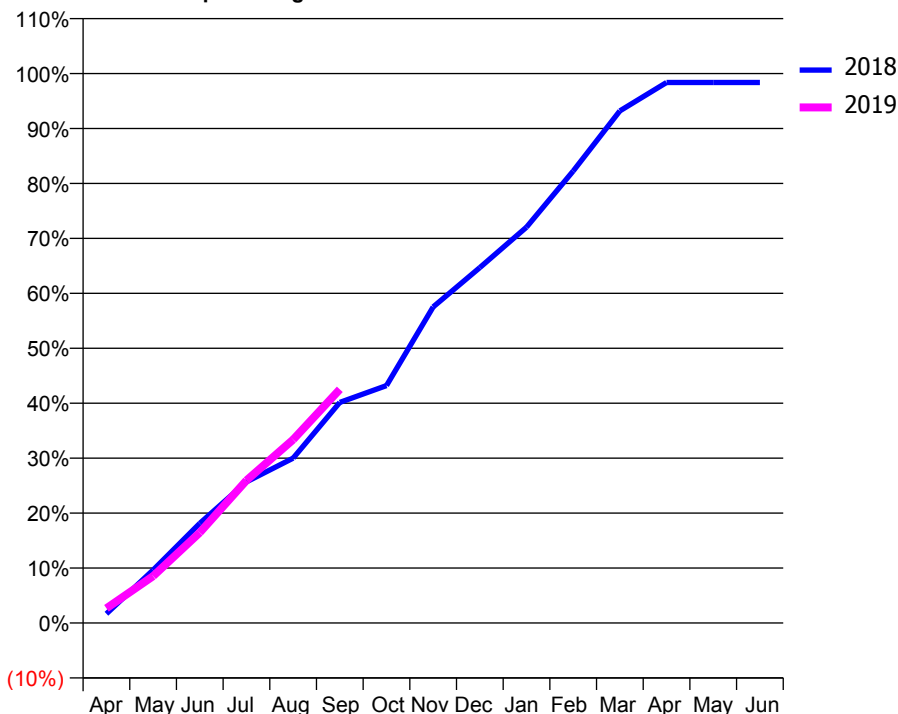
ACCESS*

Patients seen in 24 months	Total	Change since previous quarter
Quarter ending September 2017	3,367	
Quarter ending December 2017	3,387	→
Quarter ending March 2018	3,394	→
Quarter ending June 2018	3,369	→
Quarter ending September 2018	3,411	→
Variance since September 2017	1.3%	→



ACTIVITY

Cumulative percentage of contracted UDA delivered 2018 & 2019



Month	Adjusted Scheduled Activity (UDA)	
	2018	2019
April	194	308
May	1,106	978
June	2,079	1,887
July	2,946	2,974
August	3,439	3,825
September	4,604	4,874
October	4,953	
November	6,593	
December	7,416	
January	8,259	
February	9,428	
March	10,682	
April	11,276	
May	11,276	
June	11,276	

QUALITY

	Quantity	Base Number	Contract	AT	Region	England
% of FP17s for the same patient ID Re-attending within 3 months - Children	29	541	5.4%	9.8%	12.2%	11.6%
% of FP17s for the same patient ID Re-attending within 3 months - Adults	339	2,067	16.4%	13.9%	15.8%	15.5%
% of FP17s for the same patient ID Re-attending between 3 & 9 months - Children	348	541	64.3%	56.9%	60.3%	58.8%
% of FP17s for the same patient ID Re-attending between 3 & 9 months - Adults	1,194	2,067	57.8%	52.8%	53.5%	51.1%
% of FP17s for Band 1 Urgent Courses	126	2,402	5.2%	8.0%	9.1%	9.0%
% of FP17s Relating to Free Repair or Replacements	37	2,402	1.5%	1.1%	1.0%	0.8%
% of FP17s Relating to Continuations	14	2,402	0.6%	1.2%	1.0%	0.9%
% of Patients satisfied with the dentistry they have received	1	1	N/A	94.7%	93.6%	93.3%
% of Patients satisfied with the time they had to wait for an appointment	1	1	N/A	91.4%	89.8%	88.9%

* This is based on patients treated on this contract for their most recent course of treatment. Figures in italics indicate the base number of FP17s or Patient Questionnaire responses are less than 100. N/A is shown where the base number of responses is less than 10 during the period. % is calculated as Quantity/Base number*100

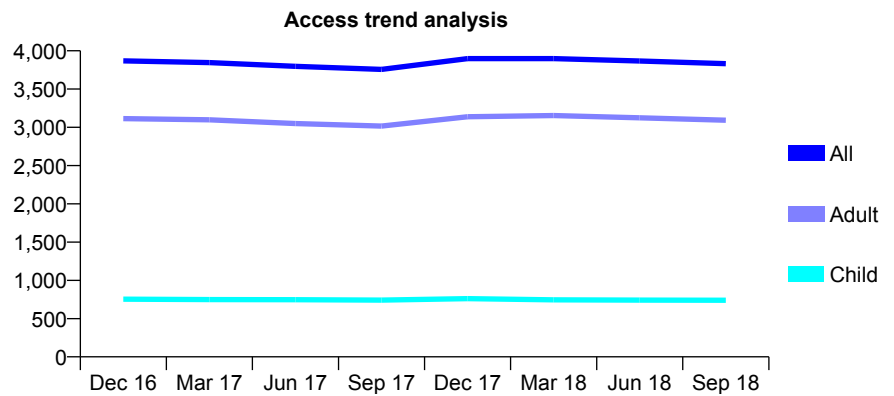
Q49 - Vital Signs At a Glance Contract Report for 761028/0001 - September 2018

Name or company name	Mr Amit Nayyar
Contract type name	GDS Contract
Purpose of contract	General
Contract start date	01/04/2006
Contract end date	

18/19 Contracted general activity (UDA)	10,751
Carry forward general activity (UDA)	-114
18/19 Contracted orthodontic activity (UOA)	0
Carry forward orthodontic activity (UOA)	0
Baseline contract value	£328,221.21

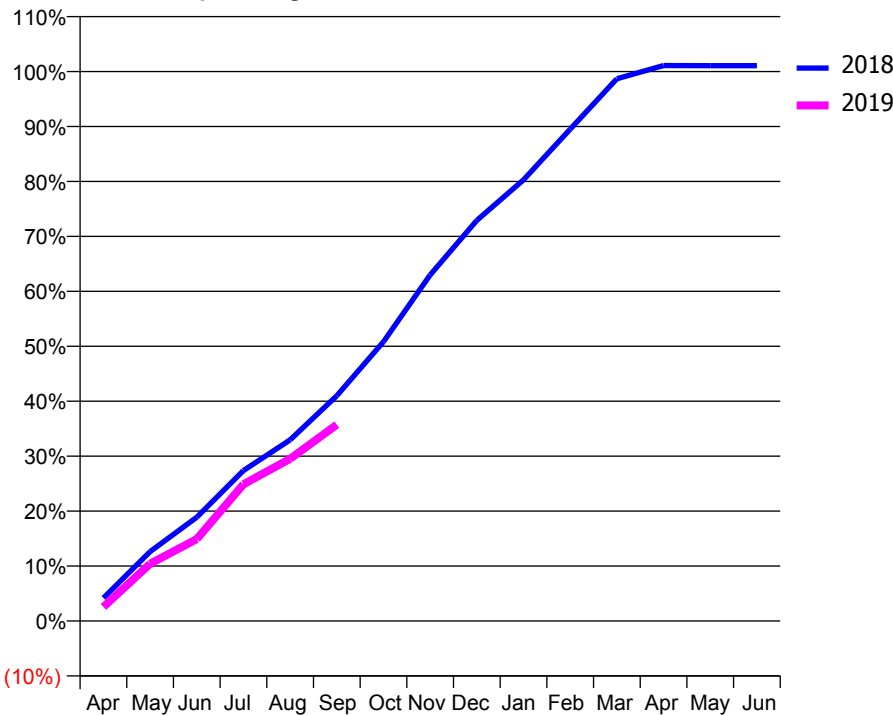
ACCESS*

Patients seen in 24 months	Total	Change since previous quarter
Quarter ending September 2017	3,757	
Quarter ending December 2017	3,898	↑
Quarter ending March 2018	3,898	→
Quarter ending June 2018	3,867	→
Quarter ending September 2018	3,832	→
Variance since September 2017	2.0%	→



ACTIVITY

Cumulative percentage of contracted UDA delivered 2018 & 2019



Month	Adjusted Scheduled Activity (UDA)	
	2018	2019
April	450	274
May	1,359	1,121
June	2,031	1,602
July	2,943	2,675
August	3,543	3,174
September	4,408	3,842
October	5,465	
November	6,771	
December	7,840	
January	8,632	
February	9,624	
March	10,608	
April	10,867	
May	10,865	
June	10,865	

QUALITY

	Quantity	Base Number	Contract	AT	Region	England
% of FP17s for the same patient ID Re-attending within 3 months - Children	33	554	6.0%	9.8%	12.2%	11.6%
% of FP17s for the same patient ID Re-attending within 3 months - Adults	271	2,063	13.1%	13.9%	15.8%	15.5%
% of FP17s for the same patient ID Re-attending between 3 & 9 months - Children	372	554	67.1%	56.9%	60.3%	58.8%
% of FP17s for the same patient ID Re-attending between 3 & 9 months - Adults	1,186	2,063	57.5%	52.8%	53.5%	51.1%
% of FP17s for Band 1 Urgent Courses	193	2,490	7.8%	8.0%	9.1%	9.0%
% of FP17s Relating to Free Repair or Replacements	9	2,490	0.4%	1.1%	1.0%	0.8%
% of FP17s Relating to Continuations	9	2,490	0.4%	1.2%	1.0%	0.9%
% of Patients satisfied with the dentistry they have received	3	3	N/A	94.7%	93.6%	93.3%
% of Patients satisfied with the time they had to wait for an appointment	2	3	N/A	91.4%	89.8%	88.9%

* This is based on patients treated on this contract for their most recent course of treatment. Figures in italics indicate the base number of FP17s or Patient Questionnaire responses are less than 100. N/A is shown where the base number of responses is less than 10 during the period. % is calculated as Quantity/Base number*100

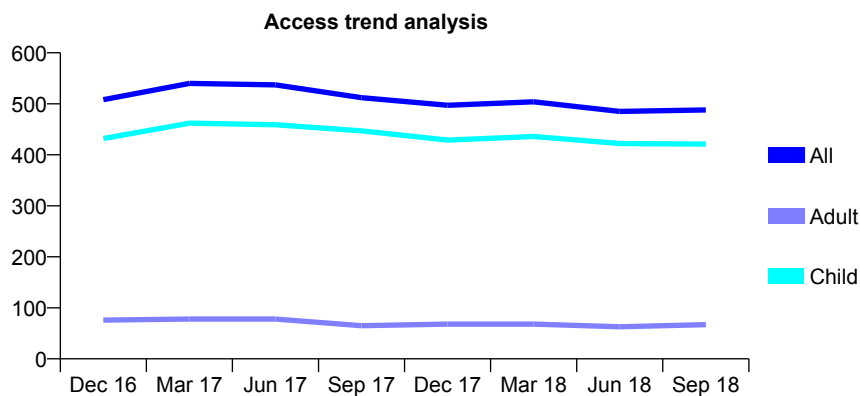
Q49 - Vital Signs At a Glance Contract Report for 761044/0001 - September 2018

Name or company name	MR RA WINTER
Contract type name	GDS Contract
Purpose of contract	General
Contract start date	01/11/2011
Contract end date	

18/19 Contracted general activity (UDA)	400
Carry forward general activity (UDA)	-8
18/19 Contracted orthodontic activity (UOA)	0
Carry forward orthodontic activity (UOA)	0
Baseline contract value	£9,339.40

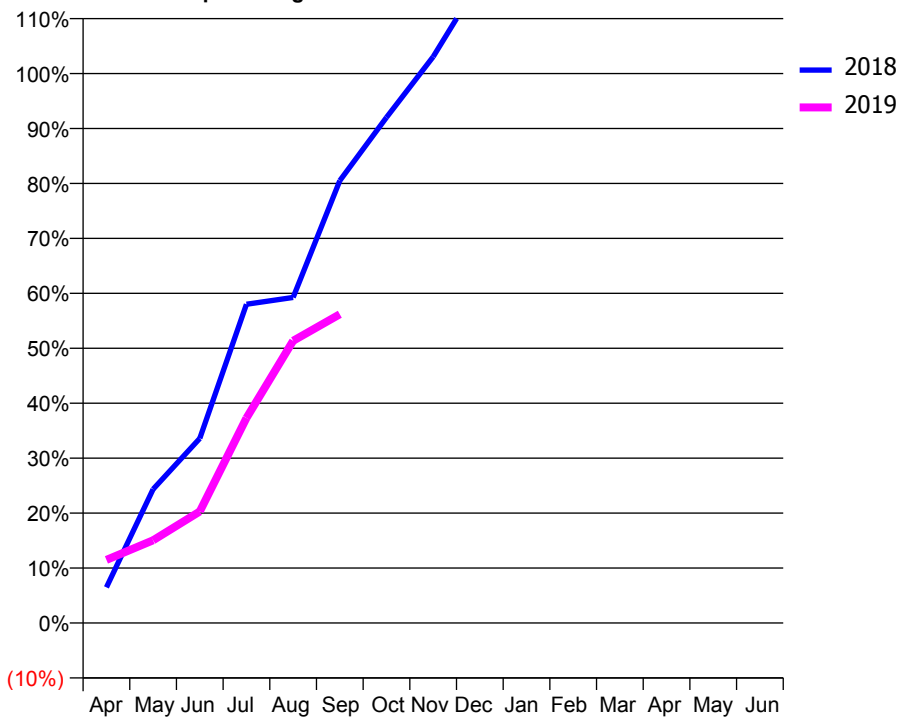
ACCESS*

Patients seen in 24 months	Total	Change since previous quarter
Quarter ending September 2017	512	
Quarter ending December 2017	497	↓
Quarter ending March 2018	504	→
Quarter ending June 2018	485	↓
Quarter ending September 2018	488	→
Variance since September 2017	(4.7%)	↓



ACTIVITY

Cumulative percentage of contracted UDA delivered 2018 & 2019



Month	Adjusted Scheduled Activity (UDA)	
	2018	2019
April	26	46
May	97	60
June	134	81
July	232	149
August	237	205
September	322	225
October	368	
November	412	
December	467	
January	499	
February	570	
March	621	
April	633	
May	633	
June	633	

QUALITY

	Quantity	Base Number	Contract	AT	Region	England
% of FP17s for the same patient ID Re-attending within 3 months - Children	5	173	2.9%	9.8%	12.2%	11.6%
% of FP17s for the same patient ID Re-attending within 3 months - Adults	0	11	0.0%	13.9%	15.8%	15.5%
% of FP17s for the same patient ID Re-attending between 3 & 9 months - Children	69	173	39.9%	56.9%	60.3%	58.8%
% of FP17s for the same patient ID Re-attending between 3 & 9 months - Adults	2	11	18.2%	52.8%	53.5%	51.1%
% of FP17s for Band 1 Urgent Courses	4	172	2.3%	8.0%	9.1%	9.0%
% of FP17s Relating to Free Repair or Replacements	0	172	0.0%	1.1%	1.0%	0.8%
% of FP17s Relating to Continuations	0	172	0.0%	1.2%	1.0%	0.9%
% of Patients satisfied with the dentistry they have received	0	0	N/A	94.7%	93.6%	93.3%
% of Patients satisfied with the time they had to wait for an appointment	0	0	N/A	91.4%	89.8%	88.9%

* This is based on patients treated on this contract for their most recent course of treatment. Figures in italics indicate the base number of FP17s or Patient Questionnaire responses are less than 100. N/A is shown where the base number of responses is less than 10 during the period. % is calculated as Quantity/Base number*100

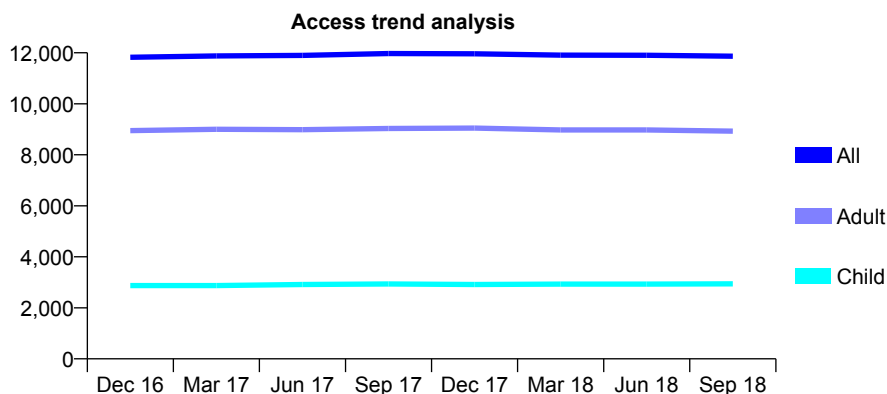
Q49 - Vital Signs At a Glance Contract Report for 762083/0001 - September 2018

Name or company name	Westerhope Limited
Contract type name	GDS Contract
Purpose of contract	General
Contract start date	01/04/2006
Contract end date	

18/19 Contracted general activity (UDA)	38,532
Carry forward general activity (UDA)	0
18/19 Contracted orthodontic activity (UOA)	0
Carry forward orthodontic activity (UOA)	0
Baseline contract value	£993,905.14

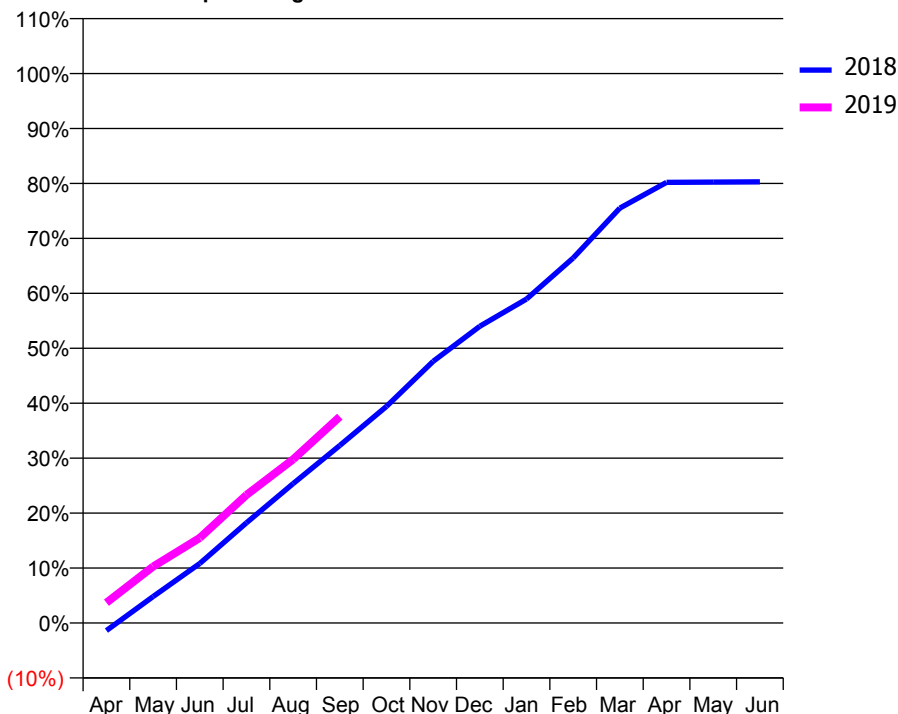
ACCESS*

Patients seen in 24 months	Total	Change since previous quarter
Quarter ending September 2017	11,973	
Quarter ending December 2017	11,961	→
Quarter ending March 2018	11,906	→
Quarter ending June 2018	11,904	→
Quarter ending September 2018	11,869	→
Variance since September 2017	(0.9%)	→



ACTIVITY

Cumulative percentage of contracted UDA delivered 2018 & 2019



QUALITY

	Quantity	Base Number	Contract	AT	Region	England
% of FP17s for the same patient ID Re-attending within 3 months - Children	155	1,963	7.9%	9.8%	12.2%	11.6%
% of FP17s for the same patient ID Re-attending within 3 months - Adults	958	5,621	17.0%	13.9%	15.8%	15.5%
% of FP17s for the same patient ID Re-attending between 3 & 9 months - Children	996	1,963	50.7%	56.9%	60.3%	58.8%
% of FP17s for the same patient ID Re-attending between 3 & 9 months - Adults	2,502	5,621	44.5%	52.8%	53.5%	51.1%
% of FP17s for Band 1 Urgent Courses	861	6,502	13.2%	8.0%	9.1%	9.0%
% of FP17s Relating to Free Repair or Replacements	52	6,502	0.8%	1.1%	1.0%	0.8%
% of FP17s Relating to Continuations	49	6,502	0.8%	1.2%	1.0%	0.9%
% of Patients satisfied with the dentistry they have received	8	8	N/A	94.7%	93.6%	93.3%
% of Patients satisfied with the time they had to wait for an appointment	7	8	N/A	91.4%	89.8%	88.9%

* This is based on patients treated on this contract for their most recent course of treatment. Figures in italics indicate the base number of FP17s or Patient Questionnaire responses are less than 100. N/A is shown where the base number of responses is less than 10 during the period. % is calculated as Quantity/Base number*100

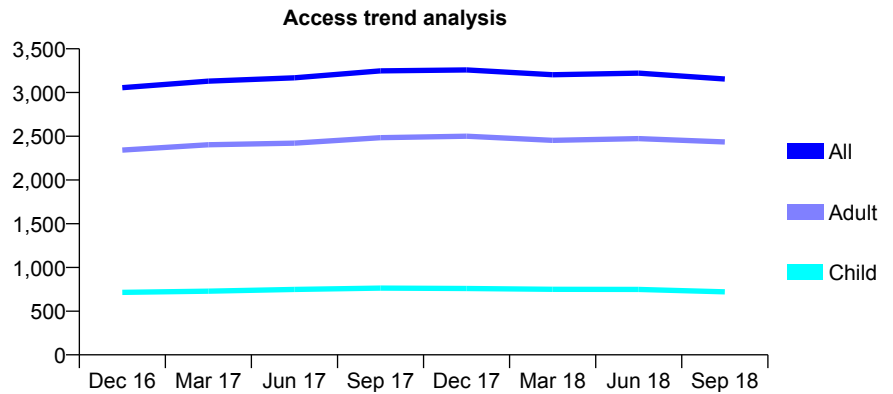
Q49 - Vital Signs At a Glance Contract Report for 762083/0002 - September 2018

Name or company name	MR SU CHOCHAN
Contract type name	GDS Contract
Purpose of contract	General and Orthodontic
Contract start date	01/12/2010
Contract end date	

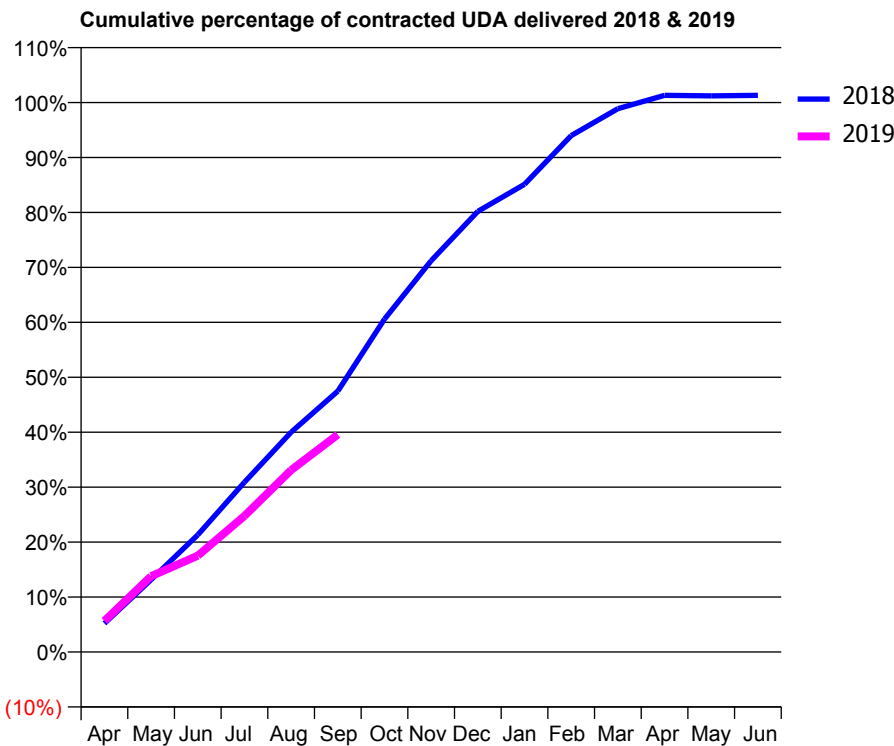
18/19 Contracted general activity (UDA)	13,500
Carry forward general activity (UDA)	-175
18/19 Contracted orthodontic activity (UOA)	0
Carry forward orthodontic activity (UOA)	0
Baseline contract value	£379,650.88

ACCESS*

Patients seen in 24 months	Total	Change since previous quarter
Quarter ending September 2017	3,247	
Quarter ending December 2017	3,259	→
Quarter ending March 2018	3,203	↓
Quarter ending June 2018	3,221	→
Quarter ending September 2018	3,154	↓
Variance since September 2017	(2.9%)	↓



ACTIVITY



Month	Adjusted Scheduled Activity (UDA)	
	2018	2019
April	702	764
May	1,778	1,864
June	2,877	2,366
July	4,172	3,345
August	5,399	4,470
September	6,410	5,343
October	8,178	
November	9,613	
December	10,825	
January	11,491	
February	12,686	
March	13,347	
April	13,674	
May	13,662	
June	13,675	

QUALITY

	Quantity	Base Number	Contract	AT	Region	England
% of FP17s for the same patient ID Re-attending within 3 months - Children	26	426	6.1%	9.8%	12.2%	11.6%
% of FP17s for the same patient ID Re-attending within 3 months - Adults	287	1,550	18.5%	13.9%	15.8%	15.5%
% of FP17s for the same patient ID Re-attending between 3 & 9 months - Children	237	426	55.6%	56.9%	60.3%	58.8%
% of FP17s for the same patient ID Re-attending between 3 & 9 months - Adults	782	1,550	50.5%	52.8%	53.5%	51.1%
% of FP17s for Band 1 Urgent Courses	220	1,874	11.7%	8.0%	9.1%	9.0%
% of FP17s Relating to Free Repair or Replacements	33	1,874	1.8%	1.1%	1.0%	0.8%
% of FP17s Relating to Continuations	44	1,874	2.3%	1.2%	1.0%	0.9%
% of Patients satisfied with the dentistry they have received	5	5	N/A	94.7%	93.6%	93.3%
% of Patients satisfied with the time they had to wait for an appointment	5	5	N/A	91.4%	89.8%	88.9%

* This is based on patients treated on this contract for their most recent course of treatment. Figures in italics indicate the base number of FP17s or Patient Questionnaire responses are less than 100. N/A is shown where the base number of responses is less than 10 during the period. % is calculated as Quantity/Base number*100

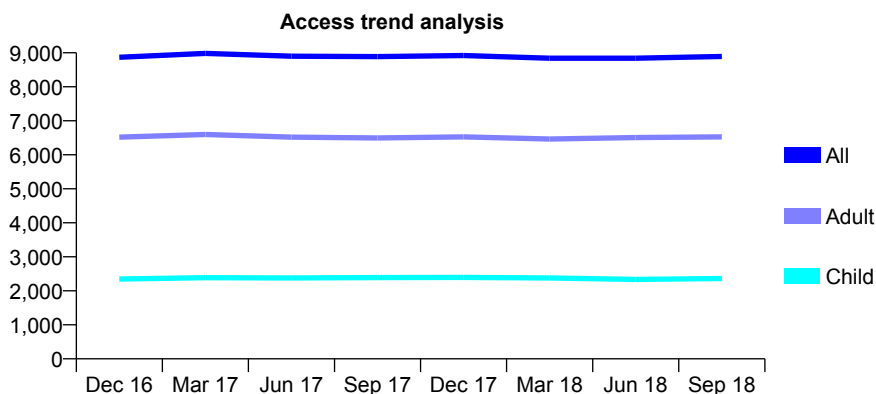
Q49 - Vital Signs At a Glance Contract Report for 766747/0001 - September 2018

Name or company name	MR S BEDI
Contract type name	GDS Contract
Purpose of contract	General and Orthodontic
Contract start date	01/04/2006
Contract end date	

18/19 Contracted general activity (UDA)	25,485
Carry forward general activity (UDA)	0
18/19 Contracted orthodontic activity (UOA)	0
Carry forward orthodontic activity (UOA)	0
Baseline contract value	£662,491.68

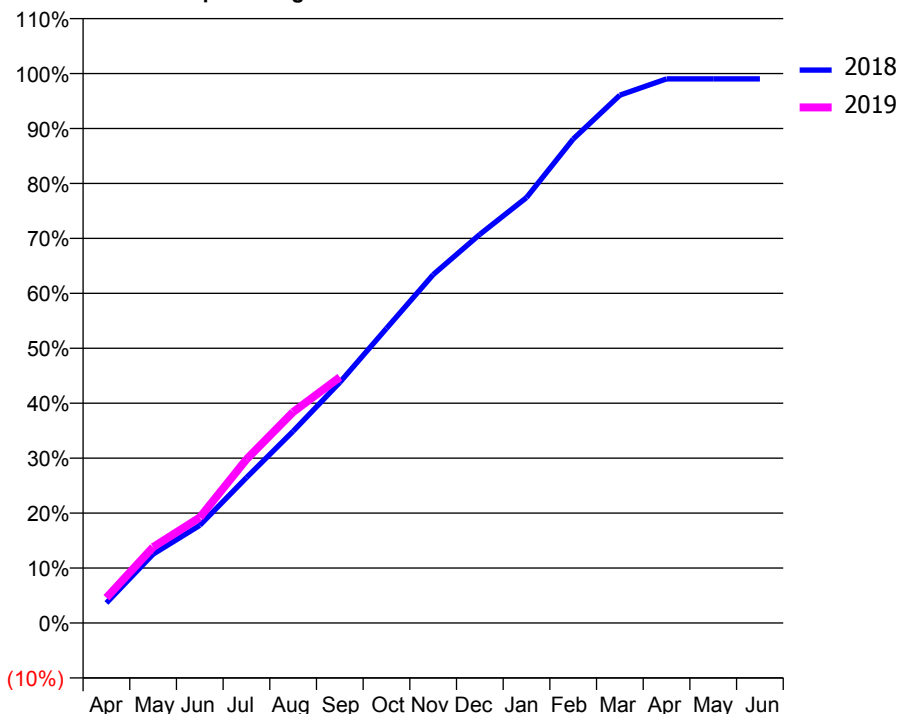
ACCESS*

Patients seen in 24 months	Total	Change since previous quarter
Quarter ending September 2017	8,888	
Quarter ending December 2017	8,919	→
Quarter ending March 2018	8,841	→
Quarter ending June 2018	8,842	→
Quarter ending September 2018	8,891	→
Variance since September 2017	0.0%	→



ACTIVITY

Cumulative percentage of contracted UDA delivered 2018 & 2019



Month	Adjusted Scheduled Activity (UDA)	
	2018	2019
April	933	1,171
May	3,197	3,524
June	4,532	4,893
July	6,745	7,594
August	8,895	9,785
September	11,161	11,403
October	13,666	
November	16,156	
December	18,025	
January	19,731	
February	22,448	
March	24,482	
April	25,237	
May	25,238	
June	25,238	

QUALITY

	Quantity	Base Number	Contract	AT	Region	England
% of FP17s for the same patient ID Re-attending within 3 months - Children	90	1,509	6.0%	9.8%	12.2%	11.6%
% of FP17s for the same patient ID Re-attending within 3 months - Adults	574	4,205	13.7%	13.9%	15.8%	15.5%
% of FP17s for the same patient ID Re-attending between 3 & 9 months - Children	830	1,509	55.0%	56.9%	60.3%	58.8%
% of FP17s for the same patient ID Re-attending between 3 & 9 months - Adults	2,127	4,205	50.6%	52.8%	53.5%	51.1%
% of FP17s for Band 1 Urgent Courses	381	5,219	7.3%	8.0%	9.1%	9.0%
% of FP17s Relating to Free Repair or Replacements	41	5,219	0.8%	1.1%	1.0%	0.8%
% of FP17s Relating to Continuations	98	5,219	1.9%	1.2%	1.0%	0.9%
% of Patients satisfied with the dentistry they have received	5	6	N/A	94.7%	93.6%	93.3%
% of Patients satisfied with the time they had to wait for an appointment	5	6	N/A	91.4%	89.8%	88.9%

* This is based on patients treated on this contract for their most recent course of treatment. Figures in italics indicate the base number of FP17s or Patient Questionnaire responses are less than 100. N/A is shown where the base number of responses is less than 10 during the period. % is calculated as Quantity/Base number*100

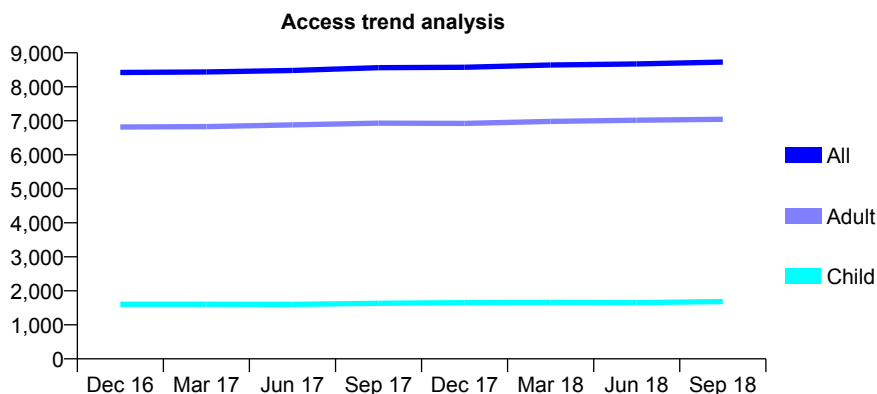
Q49 - Vital Signs At a Glance Contract Report for 767514/0001 - September 2018

Name or company name	MISS KE BOOTH
Contract type name	GDS Contract
Purpose of contract	General and Orthodontic
Contract start date	01/04/2006
Contract end date	

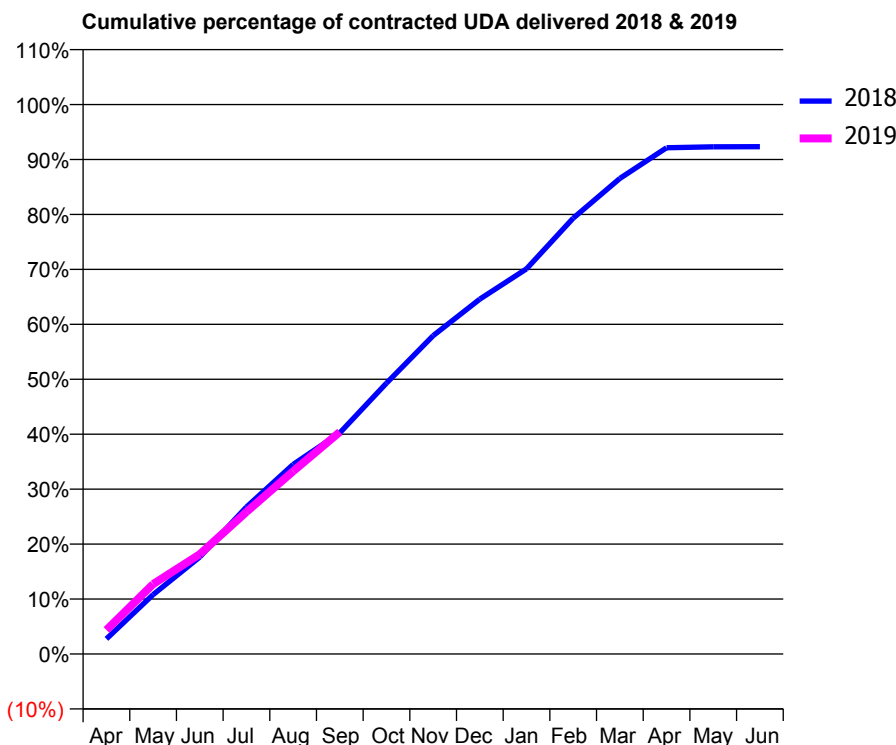
18/19 Contracted general activity (UDA)	25,201
Carry forward general activity (UDA)	0
18/19 Contracted orthodontic activity (UOA)	220
Carry forward orthodontic activity (UOA)	0
Baseline contract value	£564,697.98

ACCESS*

Patients seen in 24 months	Total	Change since previous quarter
Quarter ending September 2017	8,564	
Quarter ending December 2017	8,576	→
Quarter ending March 2018	8,641	→
Quarter ending June 2018	8,671	→
Quarter ending September 2018	8,727	→
Variance since September 2017	1.9%	→



ACTIVITY



Month	Adjusted Scheduled Activity (UDA)	
	2018	2019
April	692	1,101
May	2,725	3,210
June	4,449	4,576
July	6,743	6,514
August	8,693	8,381
September	10,141	10,184
October	12,422	
November	14,598	
December	16,275	
January	17,662	
February	19,991	
March	21,814	
April	23,220	
May	23,263	
June	23,264	

QUALITY

	Quantity	Base Number	Contract	AT	Region	England
% of FP17s for the same patient ID Re-attending within 3 months - Children	91	1,389	6.6%	9.8%	12.2%	11.6%
% of FP17s for the same patient ID Re-attending within 3 months - Adults	1,054	5,533	19.0%	13.9%	15.8%	15.5%
% of FP17s for the same patient ID Re-attending between 3 & 9 months - Children	934	1,389	67.2%	56.9%	60.3%	58.8%
% of FP17s for the same patient ID Re-attending between 3 & 9 months - Adults	3,070	5,533	55.5%	52.8%	53.5%	51.1%
% of FP17s for Band 1 Urgent Courses	564	5,905	9.6%	8.0%	9.1%	9.0%
% of FP17s Relating to Free Repair or Replacements	64	5,905	1.1%	1.1%	1.0%	0.8%
% of FP17s Relating to Continuations	41	5,905	0.7%	1.2%	1.0%	0.9%
% of Patients satisfied with the dentistry they have received	15	17	88.2%	94.7%	93.6%	93.3%
% of Patients satisfied with the time they had to wait for an appointment	16	17	94.1%	91.4%	89.8%	88.9%

* This is based on patients treated on this contract for their most recent course of treatment. Figures in italics indicate the base number of FP17s or Patient Questionnaire responses are less than 100. N/A is shown where the base number of responses is less than 10 during the period. % is calculated as Quantity/Base number*100

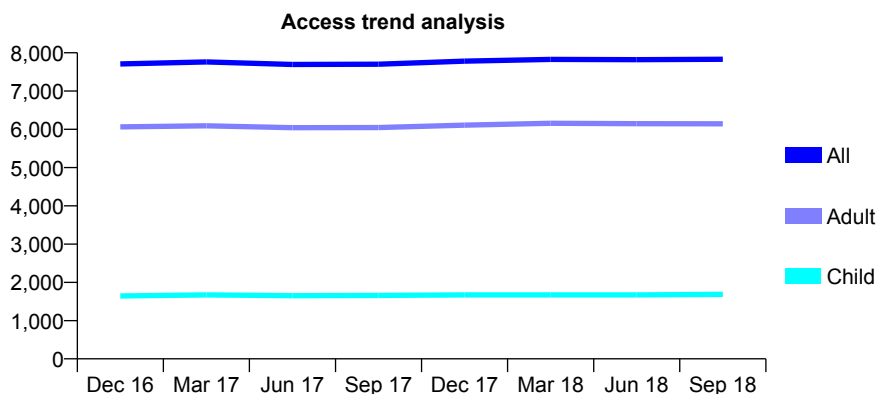
Q49 - Vital Signs At a Glance Contract Report for 768820/0001 - September 2018

Name or company name	MRS S HYDER
Contract type name	GDS Contract
Purpose of contract	General
Contract start date	01/10/2008
Contract end date	

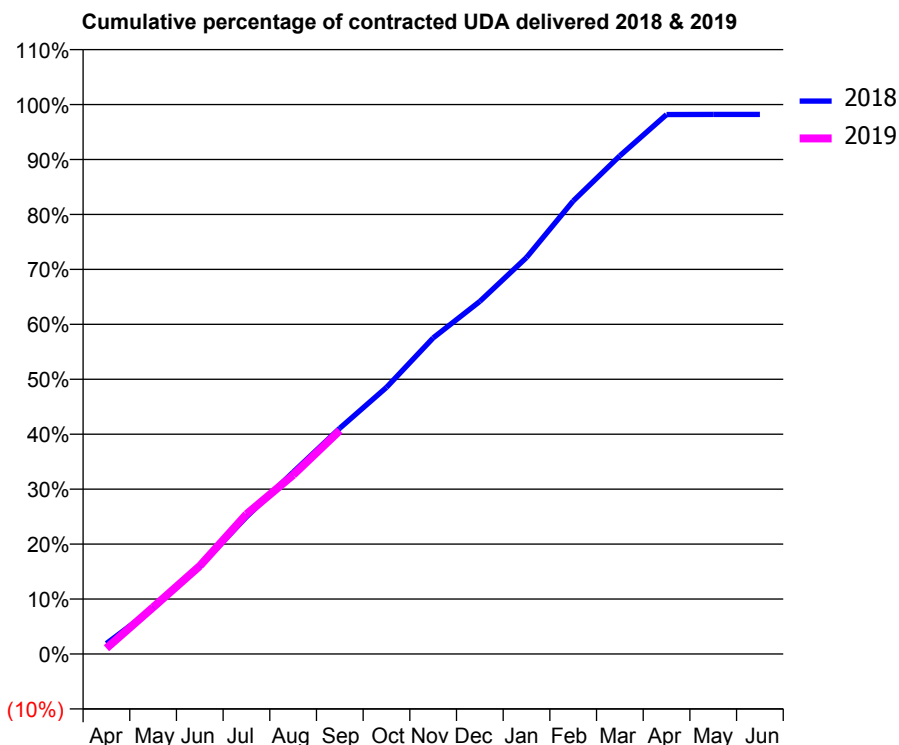
18/19 Contracted general activity (UDA)	21,792
Carry forward general activity (UDA)	394
18/19 Contracted orthodontic activity (UOA)	0
Carry forward orthodontic activity (UOA)	0
Baseline contract value	£521,520.05

ACCESS*

Patients seen in 24 months	Total	Change since previous quarter
Quarter ending September 2017	7,701	
Quarter ending December 2017	7,781	→
Quarter ending March 2018	7,828	→
Quarter ending June 2018	7,821	→
Quarter ending September 2018	7,830	→
Variance since September 2017	1.7%	→



ACTIVITY



Month	Adjusted Scheduled Activity (UDA)	
	2018	2019
April	415	229
May	1,813	1,852
June	3,481	3,495
July	5,439	5,543
August	7,208	7,099
September	8,956	8,863
October	10,574	
November	12,535	
December	13,982	
January	15,726	
February	17,969	
March	19,760	
April	21,396	
May	21,398	
June	21,398	

QUALITY

	Quantity	Base Number	Contract	AT	Region	England
% of FP17s for the same patient ID Re-attending within 3 months - Children	99	1,358	7.3%	9.8%	12.2%	11.6%
% of FP17s for the same patient ID Re-attending within 3 months - Adults	662	4,681	14.1%	13.9%	15.8%	15.5%
% of FP17s for the same patient ID Re-attending between 3 & 9 months - Children	829	1,358	61.0%	56.9%	60.3%	58.8%
% of FP17s for the same patient ID Re-attending between 3 & 9 months - Adults	2,795	4,681	59.7%	52.8%	53.5%	51.1%
% of FP17s for Band 1 Urgent Courses	392	4,860	8.1%	8.0%	9.1%	9.0%
% of FP17s Relating to Free Repair or Replacements	112	4,860	2.3%	1.1%	1.0%	0.8%
% of FP17s Relating to Continuations	36	4,860	0.7%	1.2%	1.0%	0.9%
% of Patients satisfied with the dentistry they have received	3	3	N/A	94.7%	93.6%	93.3%
% of Patients satisfied with the time they had to wait for an appointment	3	3	N/A	91.4%	89.8%	88.9%

* This is based on patients treated on this contract for their most recent course of treatment. Figures in italics indicate the base number of FP17s or Patient Questionnaire responses are less than 100. N/A is shown where the base number of responses is less than 10 during the period. % is calculated as Quantity/Base number*100

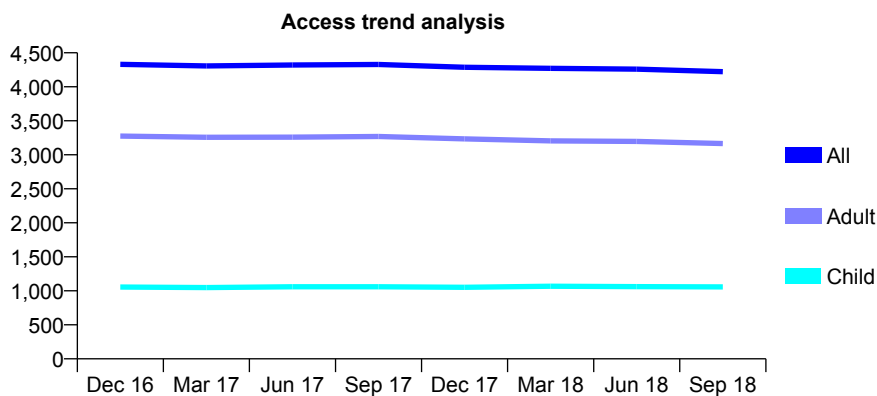
Q49 - Vital Signs At a Glance Contract Report for 784540/0001 - September 2018

Name or company name	JL and VA Gamon
Contract type name	GDS Contract
Purpose of contract	General and Orthodontic
Contract start date	12/04/2009
Contract end date	

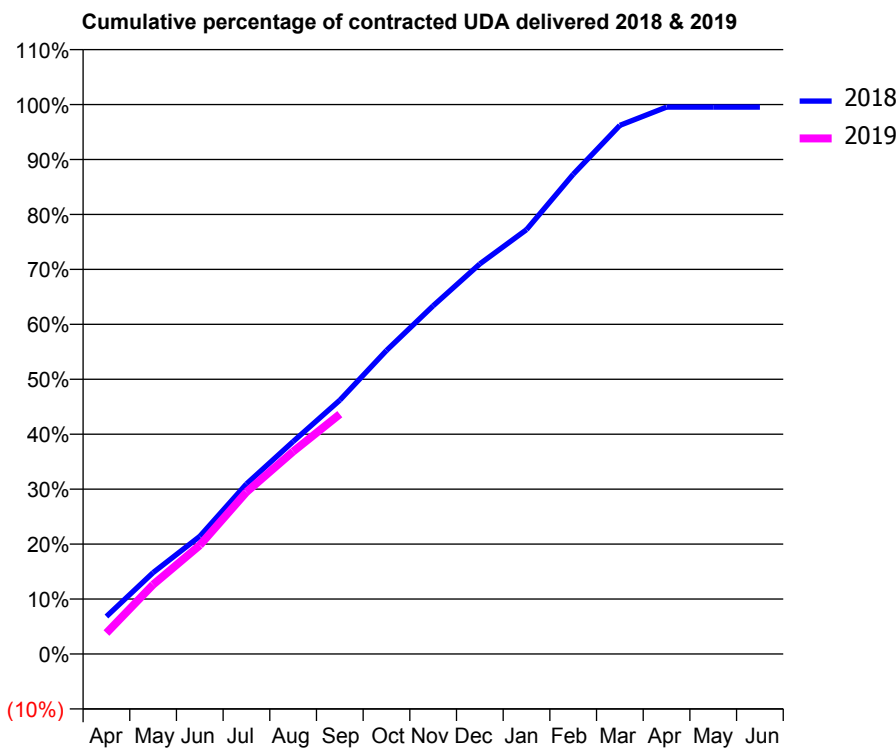
18/19 Contracted general activity (UDA)	13,247
Carry forward general activity (UDA)	62
18/19 Contracted orthodontic activity (UOA)	375
Carry forward orthodontic activity (UOA)	0
Baseline contract value	£320,131.07

ACCESS*

Patients seen in 24 months	Total	Change since previous quarter
Quarter ending September 2017	4,329	
Quarter ending December 2017	4,287	→
Quarter ending March 2018	4,272	→
Quarter ending June 2018	4,259	→
Quarter ending September 2018	4,223	→
Variance since September 2017	(2.4%)	↓



ACTIVITY



Month	Adjusted Scheduled Activity (UDA)	
	2018	2019
April	903	506
May	1,964	1,672
June	2,838	2,620
July	4,100	3,905
August	5,123	4,881
September	6,120	5,781
October	7,319	
November	8,395	
December	9,404	
January	10,231	
February	11,566	
March	12,745	
April	13,185	
May	13,185	
June	13,185	

QUALITY

	Quantity	Base Number	Contract	AT	Region	England
% of FP17s for the same patient ID Re-attending within 3 months - Children	88	777	11.3%	9.8%	12.2%	11.6%
% of FP17s for the same patient ID Re-attending within 3 months - Adults	274	2,003	13.7%	13.9%	15.8%	15.5%
% of FP17s for the same patient ID Re-attending between 3 & 9 months - Children	444	777	57.1%	56.9%	60.3%	58.8%
% of FP17s for the same patient ID Re-attending between 3 & 9 months - Adults	993	2,003	49.6%	52.8%	53.5%	51.1%
% of FP17s for Band 1 Urgent Courses	182	2,560	7.1%	8.0%	9.1%	9.0%
% of FP17s Relating to Free Repair or Replacements	19	2,560	0.7%	1.1%	1.0%	0.8%
% of FP17s Relating to Continuations	51	2,560	2.0%	1.2%	1.0%	0.9%
% of Patients satisfied with the dentistry they have received	2	2	N/A	94.7%	93.6%	93.3%
% of Patients satisfied with the time they had to wait for an appointment	2	2	N/A	91.4%	89.8%	88.9%

* This is based on patients treated on this contract for their most recent course of treatment. Figures in italics indicate the base number of FP17s or Patient Questionnaire responses are less than 100. N/A is shown where the base number of responses is less than 10 during the period. % is calculated as Quantity/Base number*100

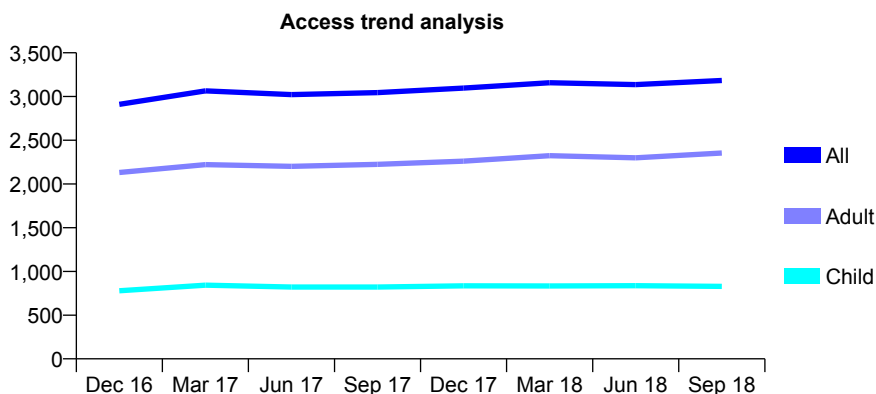
Q49 - Vital Signs At a Glance Contract Report for 789348/0001 - September 2018

Name or company name	MR B MOHRI
Contract type name	GDS Contract
Purpose of contract	General
Contract start date	01/01/2015
Contract end date	

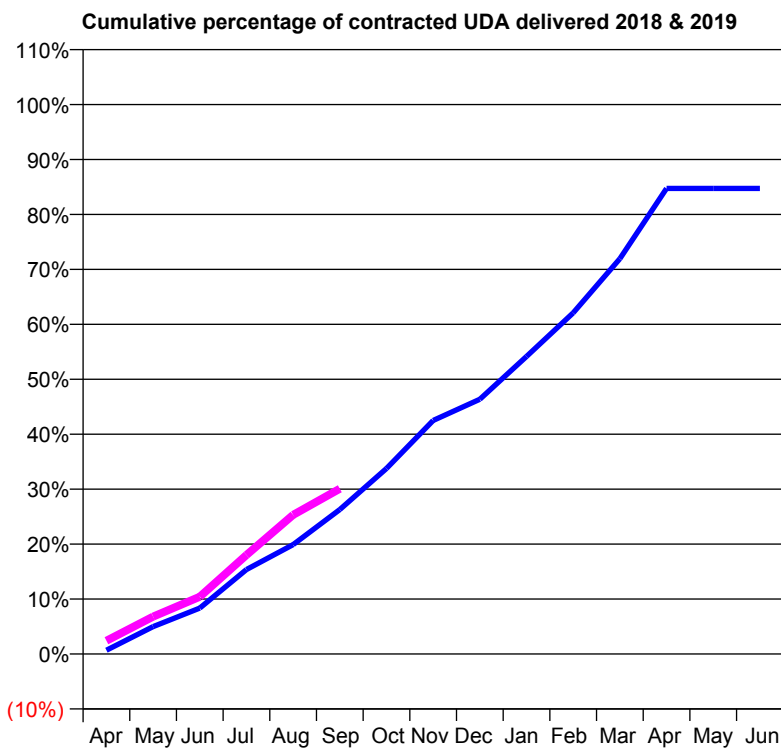
18/19 Contracted general activity (UDA)	11,409
Carry forward general activity (UDA)	0
18/19 Contracted orthodontic activity (UOA)	0
Carry forward orthodontic activity (UOA)	0
Baseline contract value	£247,506.61

ACCESS*

Patients seen in 24 months	Total	Change since previous quarter
Quarter ending September 2017	3,045	
Quarter ending December 2017	3,096	→
Quarter ending March 2018	3,157	→
Quarter ending June 2018	3,136	→
Quarter ending September 2018	3,183	→
Variance since September 2017	4.5%	↑



ACTIVITY



Month	Adjusted Scheduled Activity (UDA)	
	2018	2019
April	80	276
May	570	777
June	953	1,190
July	1,755	2,056
August	2,272	2,890
September	2,999	3,432
October	3,854	
November	4,850	
December	5,291	
January	6,179	
February	7,082	
March	8,209	
April	9,665	
May	9,665	
June	9,665	

QUALITY

	Quantity	Base Number	Contract	AT	Region	England
% of FP17s for the same patient ID Re-attending within 3 months - Children	27	504	5.4%	9.8%	12.2%	11.6%
% of FP17s for the same patient ID Re-attending within 3 months - Adults	180	1,313	13.7%	13.9%	15.8%	15.5%
% of FP17s for the same patient ID Re-attending between 3 & 9 months - Children	243	504	48.2%	56.9%	60.3%	58.8%
% of FP17s for the same patient ID Re-attending between 3 & 9 months - Adults	516	1,313	39.3%	52.8%	53.5%	51.1%
% of FP17s for Band 1 Urgent Courses	114	1,416	8.1%	8.0%	9.1%	9.0%
% of FP17s Relating to Free Repair or Replacements	6	1,416	0.4%	1.1%	1.0%	0.8%
% of FP17s Relating to Continuations	5	1,416	0.4%	1.2%	1.0%	0.9%
% of Patients satisfied with the dentistry they have received	2	4	N/A	94.7%	93.6%	93.3%
% of Patients satisfied with the time they had to wait for an appointment	3	4	N/A	91.4%	89.8%	88.9%

* This is based on patients treated on this contract for their most recent course of treatment. Figures in italics indicate the base number of FP17s or Patient Questionnaire responses are less than 100. N/A is shown where the base number of responses is less than 10 during the period. % is calculated as Quantity/Base number*100

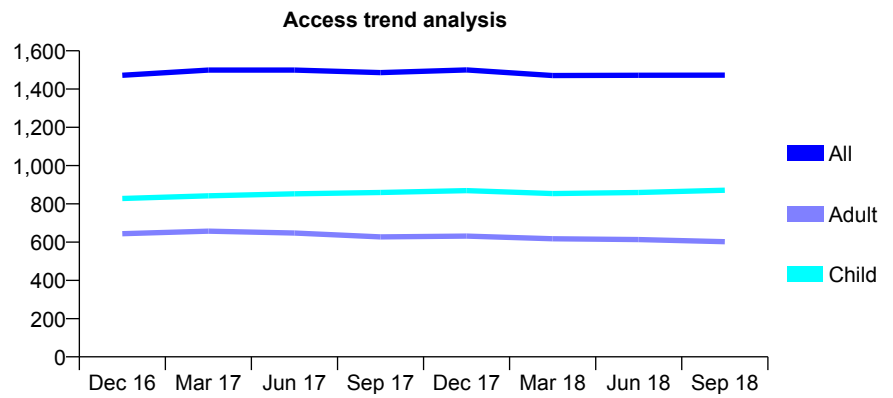
Q49 - Vital Signs At a Glance Contract Report for 804991/0001 - September 2018

Name or company name	Northern Smile
Contract type name	GDS Contract
Purpose of contract	General
Contract start date	01/04/2006
Contract end date	

18/19 Contracted general activity (UDA)	3,405
Carry forward general activity (UDA)	0
18/19 Contracted orthodontic activity (UOA)	0
Carry forward orthodontic activity (UOA)	0
Baseline contract value	£80,153.14

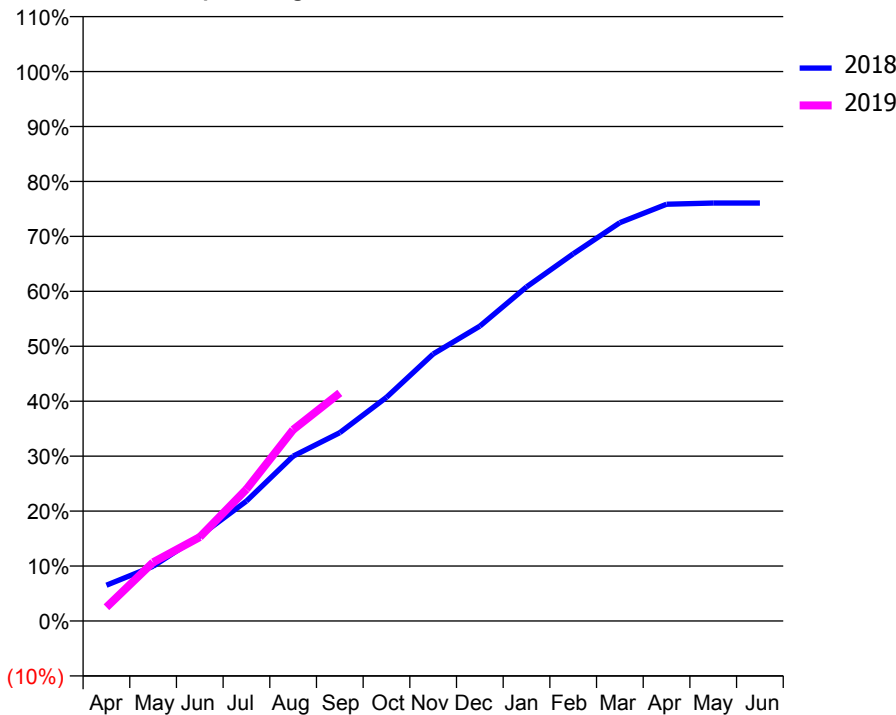
ACCESS*

Patients seen in 24 months	Total	Change since previous quarter
Quarter ending September 2017	1,486	
Quarter ending December 2017	1,500	→
Quarter ending March 2018	1,471	↓
Quarter ending June 2018	1,472	→
Quarter ending September 2018	1,473	→
Variance since September 2017	(0.9%)	→



ACTIVITY

Cumulative percentage of contracted UDA delivered 2018 & 2019



Adjusted Scheduled Activity (UDA)		
Month	2018	2019
April	222	85
May	339	364
June	527	520
July	743	816
August	1,022	1,186
September	1,167	1,413
October	1,386	
November	1,655	
December	1,827	
January	2,070	
February	2,276	
March	2,469	
April	2,583	
May	2,590	
June	2,590	

QUALITY

	Quantity	Base Number	Contract	AT	Region	England
% of FP17s for the same patient ID Re-attending within 3 months - Children	24	629	3.8%	9.8%	12.2%	11.6%
% of FP17s for the same patient ID Re-attending within 3 months - Adults	42	312	13.5%	13.9%	15.8%	15.5%
% of FP17s for the same patient ID Re-attending between 3 & 9 months - Children	343	629	54.5%	56.9%	60.3%	58.8%
% of FP17s for the same patient ID Re-attending between 3 & 9 months - Adults	152	312	48.7%	52.8%	53.5%	51.1%
% of FP17s for Band 1 Urgent Courses	12	877	1.4%	8.0%	9.1%	9.0%
% of FP17s Relating to Free Repair or Replacements	2	877	0.2%	1.1%	1.0%	0.8%
% of FP17s Relating to Continuations	12	877	1.4%	1.2%	1.0%	0.9%
% of Patients satisfied with the dentistry they have received	0	0	N/A	94.7%	93.6%	93.3%
% of Patients satisfied with the time they had to wait for an appointment	0	0	N/A	91.4%	89.8%	88.9%

* This is based on patients treated on this contract for their most recent course of treatment. Figures in italics indicate the base number of FP17s or Patient Questionnaire responses are less than 100. N/A is shown where the base number of responses is less than 10 during the period. % is calculated as Quantity/Base number*100

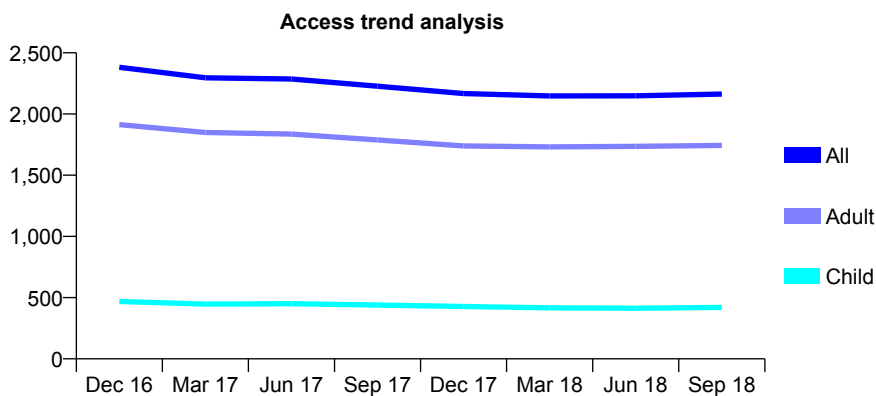
Q49 - Vital Signs At a Glance Contract Report for 808172/0001 - September 2018

Name or company name	Mrs S Kothiwala
Contract type name	GDS Contract
Purpose of contract	General and Orthodontic
Contract start date	01/04/2006
Contract end date	

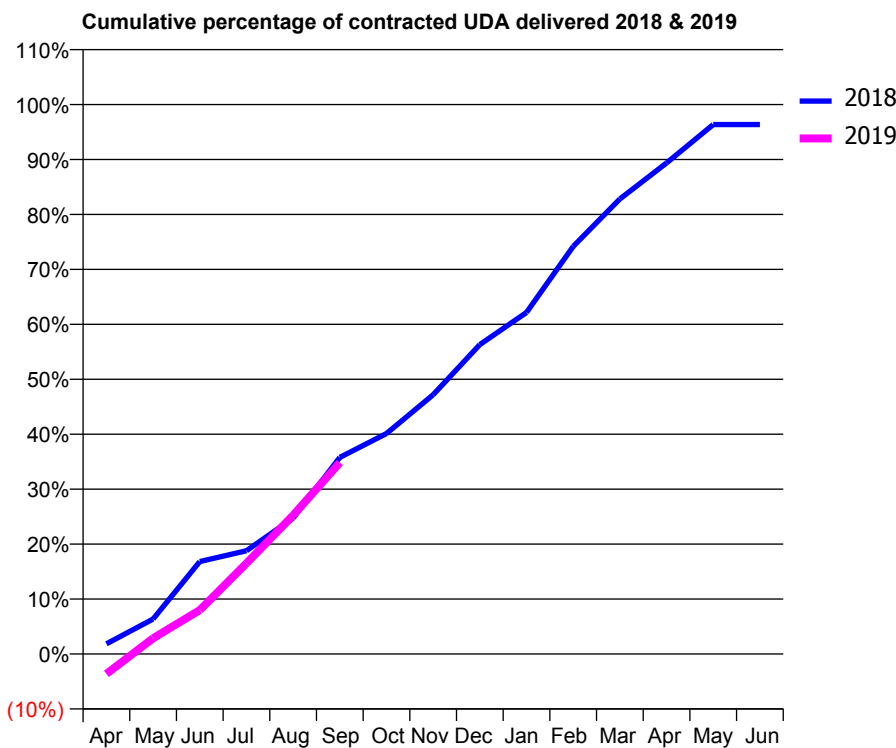
18/19 Contracted general activity (UDA)	5,797
Carry forward general activity (UDA)	211
18/19 Contracted orthodontic activity (UOA)	0
Carry forward orthodontic activity (UOA)	0
Baseline contract value	£166,837.61

ACCESS*

Patients seen in 24 months	Total	Change since previous quarter
Quarter ending September 2017	2,227	
Quarter ending December 2017	2,167	↓
Quarter ending March 2018	2,148	→
Quarter ending June 2018	2,149	→
Quarter ending September 2018	2,163	→
Variance since September 2017	(2.9%)	↓



ACTIVITY



Adjusted Scheduled Activity (UDA)		
Month	2018	2019
April	107	-210
May	369	167
June	976	464
July	1,089	957
August	1,434	1,463
September	2,074	2,020
October	2,325	
November	2,736	
December	3,264	
January	3,604	
February	4,300	
March	4,801	
April	5,181	
May	5,586	
June	5,586	

QUALITY

	Quantity	Base Number	Contract	AT	Region	England
% of FP17s for the same patient ID Re-attending within 3 months - Children	60	377	15.9%	9.8%	12.2%	11.6%
% of FP17s for the same patient ID Re-attending within 3 months - Adults	110	1,264	8.7%	13.9%	15.8%	15.5%
% of FP17s for the same patient ID Re-attending between 3 & 9 months - Children	195	377	51.7%	56.9%	60.3%	58.8%
% of FP17s for the same patient ID Re-attending between 3 & 9 months - Adults	739	1,264	58.5%	52.8%	53.5%	51.1%
% of FP17s for Band 1 Urgent Courses	10	1,196	0.8%	8.0%	9.1%	9.0%
% of FP17s Relating to Free Repair or Replacements	10	1,196	0.8%	1.1%	1.0%	0.8%
% of FP17s Relating to Continuations	8	1,196	0.7%	1.2%	1.0%	0.9%
% of Patients satisfied with the dentistry they have received	2	3	N/A	94.7%	93.6%	93.3%
% of Patients satisfied with the time they had to wait for an appointment	3	3	N/A	91.4%	89.8%	88.9%

* This is based on patients treated on this contract for their most recent course of treatment. Figures in italics indicate the base number of FP17s or Patient Questionnaire responses are less than 100. N/A is shown where the base number of responses is less than 10 during the period. % is calculated as Quantity/Base number*100

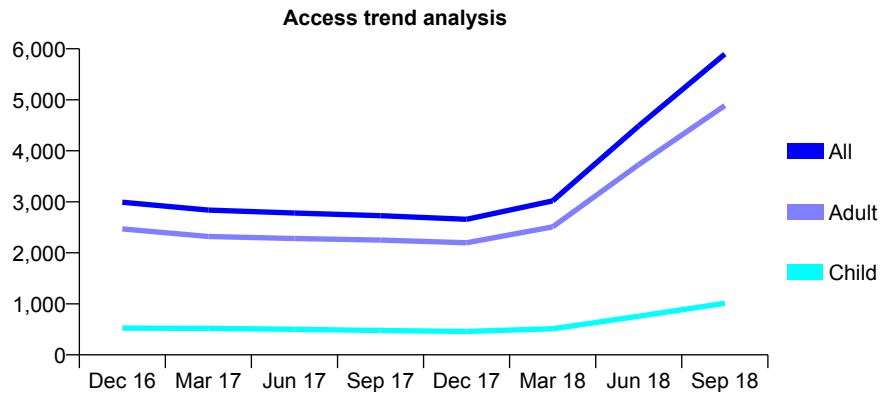
Q49 - Vital Signs At a Glance Contract Report for 813257/0001 - September 2018

Name or company name	The Berwick Dental Practice Partnership
Contract type name	GDS Contract
Purpose of contract	General
Contract start date	01/04/2006
Contract end date	

18/19 Contracted general activity (UDA)	32,744
Carry forward general activity (UDA)	122
18/19 Contracted orthodontic activity (UOA)	0
Carry forward orthodontic activity (UOA)	0
Baseline contract value	£791,533.20

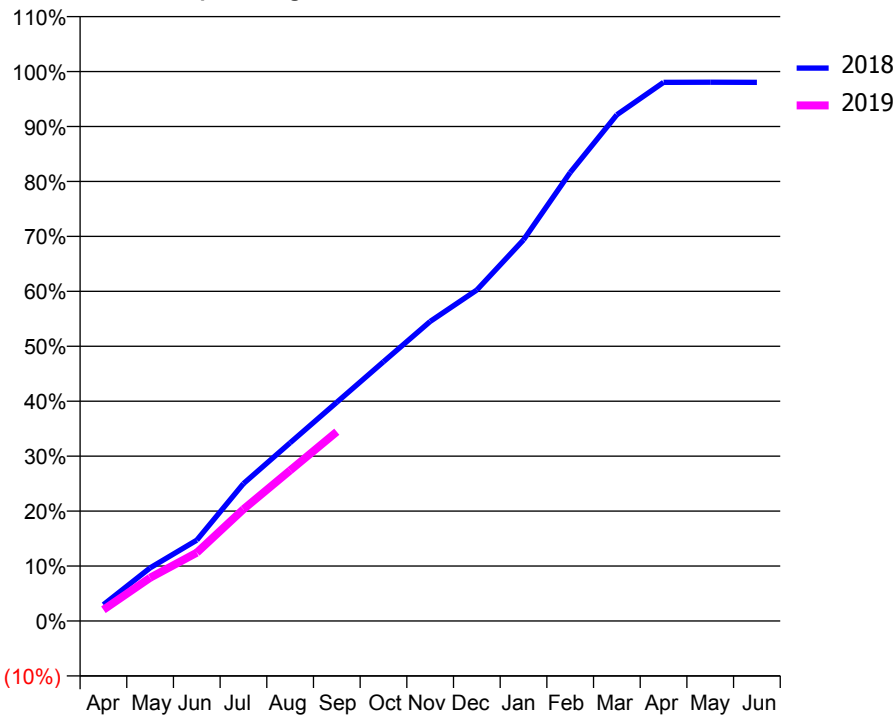
ACCESS*

Patients seen in 24 months	Total	Change since previous quarter
Quarter ending September 2017	2,728	
Quarter ending December 2017	2,658	↓
Quarter ending March 2018	3,018	↑
Quarter ending June 2018	4,487	↑
Quarter ending September 2018	5,898	↑
Variance since September 2017	116.2%	↑



ACTIVITY

Cumulative percentage of contracted UDA delivered 2018 & 2019



Month	Adjusted Scheduled Activity (UDA)	
	2018	2019
April	319	674
May	1,038	2,579
June	1,581	4,075
July	2,684	6,662
August	3,482	8,977
September	4,275	11,275
October	5,065	
November	5,854	
December	6,466	
January	7,448	
February	8,764	
March	9,890	
April	10,523	
May	10,526	
June	10,523	

QUALITY

	Quantity	Base Number	Contract	AT	Region	England
% of FP17s for the same patient ID Re-attending within 3 months - Children	38	922	4.1%	9.8%	12.2%	11.6%
% of FP17s for the same patient ID Re-attending within 3 months - Adults	480	4,646	10.3%	13.9%	15.8%	15.5%
% of FP17s for the same patient ID Re-attending between 3 & 9 months - Children	266	922	28.9%	56.9%	60.3%	58.8%
% of FP17s for the same patient ID Re-attending between 3 & 9 months - Adults	1,358	4,646	29.2%	52.8%	53.5%	51.1%
% of FP17s for Band 1 Urgent Courses	323	5,323	6.1%	8.0%	9.1%	9.0%
% of FP17s Relating to Free Repair or Replacements	40	5,323	0.8%	1.1%	1.0%	0.8%
% of FP17s Relating to Continuations	77	5,323	1.4%	1.2%	1.0%	0.9%
% of Patients satisfied with the dentistry they have received	1	1	N/A	94.7%	93.6%	93.3%
% of Patients satisfied with the time they had to wait for an appointment	1	1	N/A	91.4%	89.8%	88.9%

* This is based on patients treated on this contract for their most recent course of treatment. Figures in italics indicate the base number of FP17s or Patient Questionnaire responses are less than 100. N/A is shown where the base number of responses is less than 10 during the period. % is calculated as Quantity/Base number*100

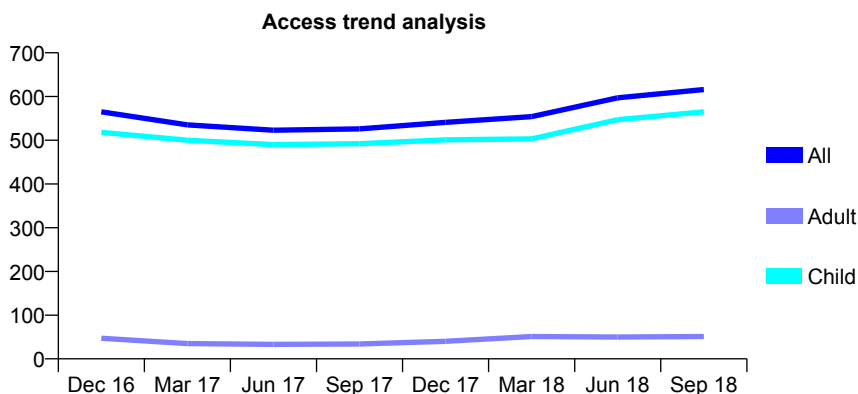
Q49 - Vital Signs At a Glance Contract Report for 814016/0001 - September 2018

Name or company name	MR JW LEIGH
Contract type name	GDS Contract
Purpose of contract	General
Contract start date	01/04/2006
Contract end date	

18/19 Contracted general activity (UDA)	1,250
Carry forward general activity (UDA)	-7
18/19 Contracted orthodontic activity (UOA)	0
Carry forward orthodontic activity (UOA)	0
Baseline contract value	£30,356.83

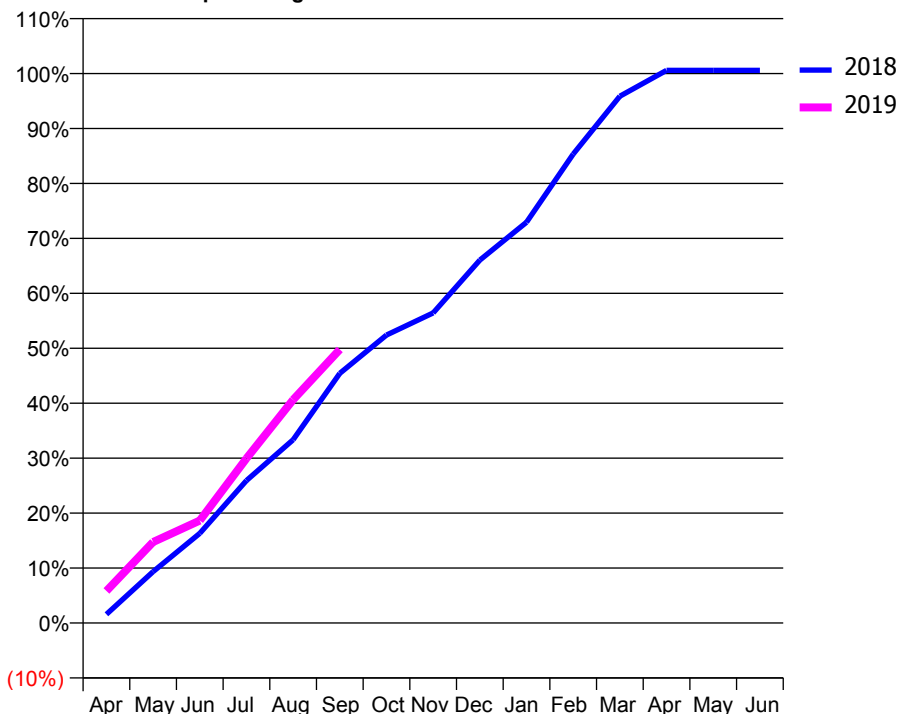
ACCESS*

Patients seen in 24 months	Total	Change since previous quarter
Quarter ending September 2017	526	
Quarter ending December 2017	541	↑
Quarter ending March 2018	554	↑
Quarter ending June 2018	597	↑
Quarter ending September 2018	616	↑
Variance since September 2017	17.1%	↑



ACTIVITY

Cumulative percentage of contracted UDA delivered 2018 & 2019



Adjusted Scheduled Activity (UDA)

Month	2018	2019
April	20	73
May	117	184
June	204	233
July	324	375
August	417	508
September	568	622
October	655	
November	705	
December	826	
January	912	
February	1,067	
March	1,198	
April	1,257	
May	1,257	
June	1,257	

QUALITY

	Quantity	Base Number	Contract	AT	Region	England
% of FP17s for the same patient ID Re-attending within 3 months - Children	22	484	4.5%	9.8%	12.2%	11.6%
% of FP17s for the same patient ID Re-attending within 3 months - Adults	0	0	N/A	13.9%	15.8%	15.5%
% of FP17s for the same patient ID Re-attending between 3 & 9 months - Children	278	484	57.4%	56.9%	60.3%	58.8%
% of FP17s for the same patient ID Re-attending between 3 & 9 months - Adults	0	0	N/A	52.8%	53.5%	51.1%
% of FP17s for Band 1 Urgent Courses	7	441	1.6%	8.0%	9.1%	9.0%
% of FP17s Relating to Free Repair or Replacements	0	441	0.0%	1.1%	1.0%	0.8%
% of FP17s Relating to Continuations	0	441	0.0%	1.2%	1.0%	0.9%
% of Patients satisfied with the dentistry they have received	0	0	N/A	94.7%	93.6%	93.3%
% of Patients satisfied with the time they had to wait for an appointment	0	0	N/A	91.4%	89.8%	88.9%

* This is based on patients treated on this contract for their most recent course of treatment. Figures in italics indicate the base number of FP17s or Patient Questionnaire responses are less than 100. N/A is shown where the base number of responses is less than 10 during the period. % is calculated as Quantity/Base number*100

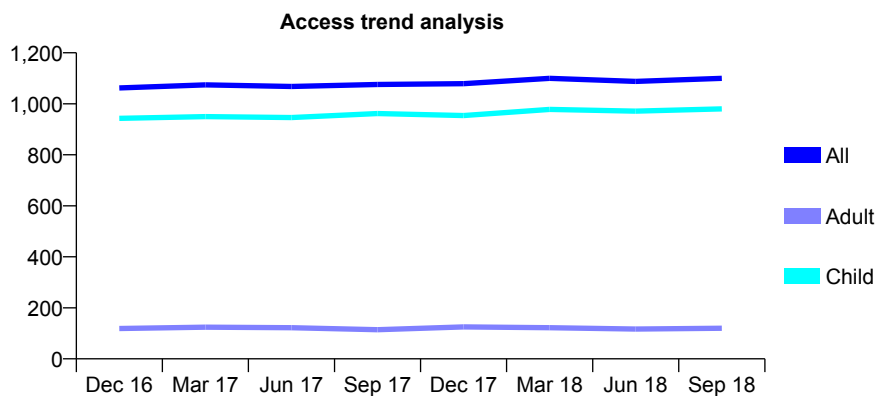
Q49 - Vital Signs At a Glance Contract Report for 817201/0001 - September 2018

Name or company name	MR JB LEWIS
Contract type name	GDS Contract
Purpose of contract	General
Contract start date	01/04/2011
Contract end date	

18/19 Contracted general activity (UDA)	2,408
Carry forward general activity (UDA)	-33
18/19 Contracted orthodontic activity (UOA)	0
Carry forward orthodontic activity (UOA)	0
Baseline contract value	£58,301.77

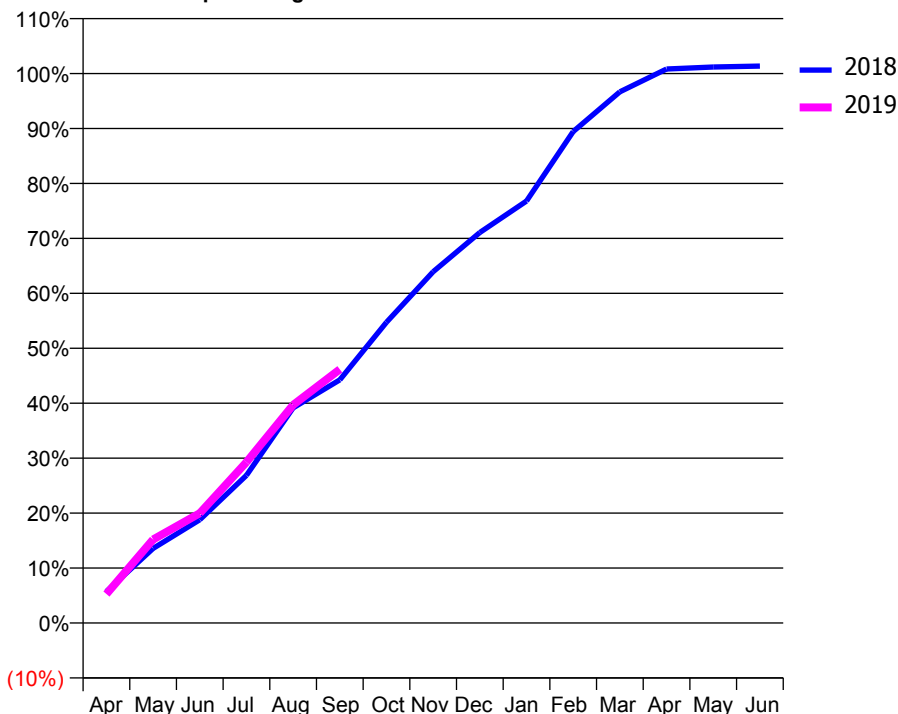
ACCESS*

Patients seen in 24 months	Total	Change since previous quarter
Quarter ending September 2017	1,076	
Quarter ending December 2017	1,079	→
Quarter ending March 2018	1,100	→
Quarter ending June 2018	1,088	↓
Quarter ending September 2018	1,100	→
Variance since September 2017	2.2%	↑



ACTIVITY

Cumulative percentage of contracted UDA delivered 2018 & 2019



Month	Adjusted Scheduled Activity (UDA)	
	2018	2019
April	138	127
May	327	366
June	453	481
July	647	705
August	943	956
September	1,065	1,112
October	1,318	
November	1,539	
December	1,711	
January	1,849	
February	2,154	
March	2,328	
April	2,428	
May	2,437	
June	2,441	

QUALITY

	Quantity	Base Number	Contract	AT	Region	England
% of FP17s for the same patient ID Re-attending within 3 months - Children	100	864	11.6%	9.8%	12.2%	11.6%
% of FP17s for the same patient ID Re-attending within 3 months - Adults	0	0	N/A	13.9%	15.8%	15.5%
% of FP17s for the same patient ID Re-attending between 3 & 9 months - Children	575	864	66.6%	56.9%	60.3%	58.8%
% of FP17s for the same patient ID Re-attending between 3 & 9 months - Adults	0	0	N/A	52.8%	53.5%	51.1%
% of FP17s for Band 1 Urgent Courses	34	781	4.4%	8.0%	9.1%	9.0%
% of FP17s Relating to Free Repair or Replacements	0	781	0.0%	1.1%	1.0%	0.8%
% of FP17s Relating to Continuations	0	781	0.0%	1.2%	1.0%	0.9%
% of Patients satisfied with the dentistry they have received	0	0	N/A	94.7%	93.6%	93.3%
% of Patients satisfied with the time they had to wait for an appointment	0	0	N/A	91.4%	89.8%	88.9%

* This is based on patients treated on this contract for their most recent course of treatment. Figures in italics indicate the base number of FP17s or Patient Questionnaire responses are less than 100. N/A is shown where the base number of responses is less than 10 during the period. % is calculated as Quantity/Base number*100

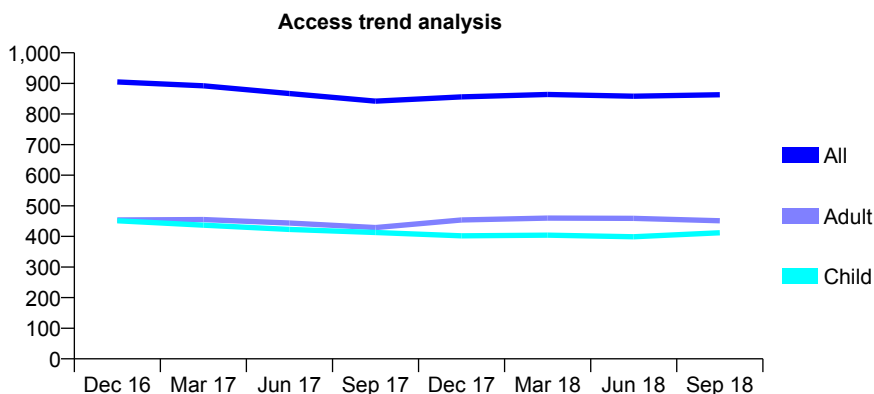
Q49 - Vital Signs At a Glance Contract Report for 819042/0001 - September 2018

Name or company name	Mr D W Thomas
Contract type name	GDS Contract
Purpose of contract	General
Contract start date	01/04/2006
Contract end date	

18/19 Contracted general activity (UDA)	3,200
Carry forward general activity (UDA)	0
18/19 Contracted orthodontic activity (UOA)	0
Carry forward orthodontic activity (UOA)	0
Baseline contract value	£87,499.88

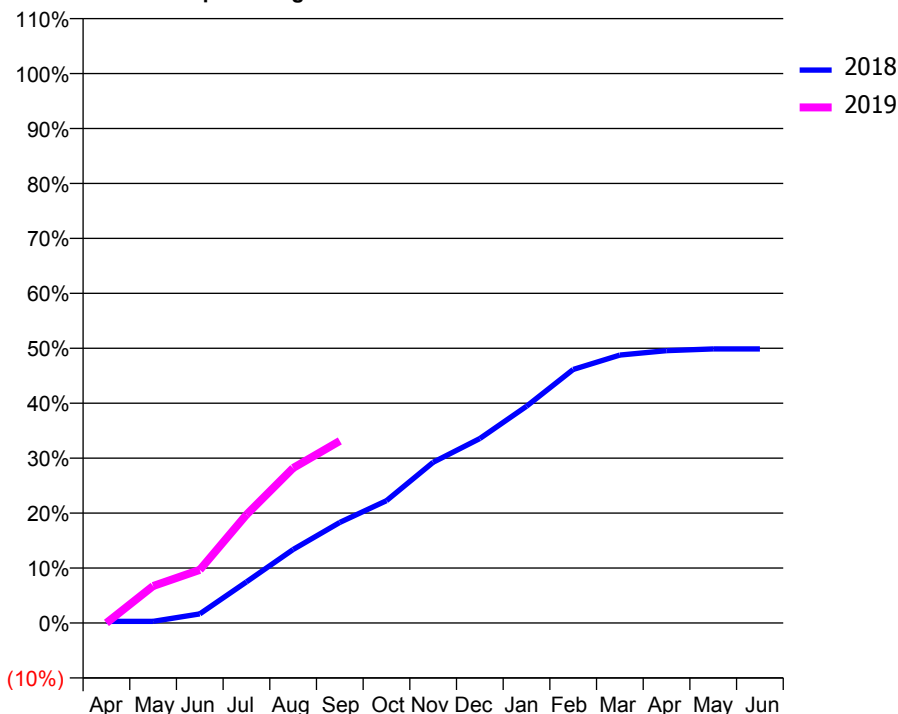
ACCESS*

Patients seen in 24 months	Total	Change since previous quarter
Quarter ending September 2017	842	
Quarter ending December 2017	856	→
Quarter ending March 2018	864	→
Quarter ending June 2018	858	→
Quarter ending September 2018	863	→
Variance since September 2017	2.5%	↑



ACTIVITY

Cumulative percentage of contracted UDA delivered 2018 & 2019



Adjusted Scheduled Activity (UDA)

Month	2018	2019
April	10	0
May	10	215
June	53	309
July	239	631
August	428	902
September	586	1,060
October	712	
November	936	
December	1,075	
January	1,262	
February	1,477	
March	1,560	
April	1,586	
May	1,596	
June	1,596	

QUALITY

	Quantity	Base Number	Contract	AT	Region	England
% of FP17s for the same patient ID Re-attending within 3 months - Children	32	368	8.7%	9.8%	12.2%	11.6%
% of FP17s for the same patient ID Re-attending within 3 months - Adults	36	302	11.9%	13.9%	15.8%	15.5%
% of FP17s for the same patient ID Re-attending between 3 & 9 months - Children	232	368	63.0%	56.9%	60.3%	58.8%
% of FP17s for the same patient ID Re-attending between 3 & 9 months - Adults	192	302	63.6%	52.8%	53.5%	51.1%
% of FP17s for Band 1 Urgent Courses	28	647	4.3%	8.0%	9.1%	9.0%
% of FP17s Relating to Free Repair or Replacements	0	647	0.0%	1.1%	1.0%	0.8%
% of FP17s Relating to Continuations	4	647	0.6%	1.2%	1.0%	0.9%
% of Patients satisfied with the dentistry they have received	0	0	N/A	94.7%	93.6%	93.3%
% of Patients satisfied with the time they had to wait for an appointment	0	0	N/A	91.4%	89.8%	88.9%

* This is based on patients treated on this contract for their most recent course of treatment. Figures in italics indicate the base number of FP17s or Patient Questionnaire responses are less than 100. N/A is shown where the base number of responses is less than 10 during the period. % is calculated as Quantity/Base number*100

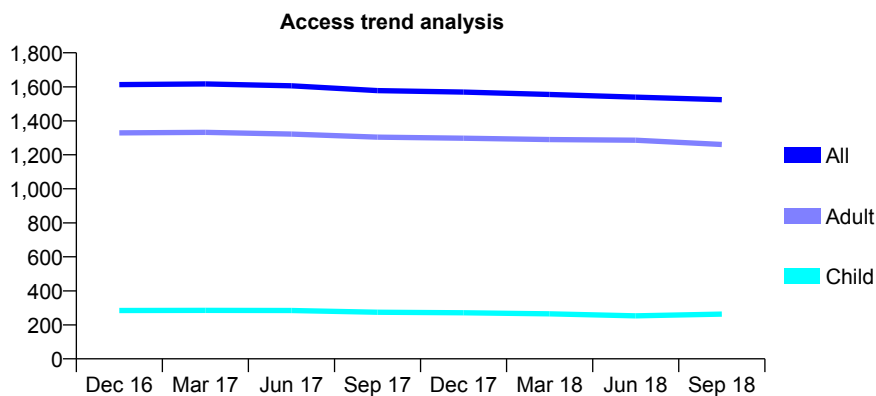
Q49 - Vital Signs At a Glance Contract Report for 826324/0002 - September 2018

Name or company name	MR B SWIFT
Contract type name	GDS Contract
Purpose of contract	General
Contract start date	06/04/2013
Contract end date	

18/19 Contracted general activity (UDA)	6,000
Carry forward general activity (UDA)	0
18/19 Contracted orthodontic activity (UOA)	0
Carry forward orthodontic activity (UOA)	0
Baseline contract value	£140,385.90

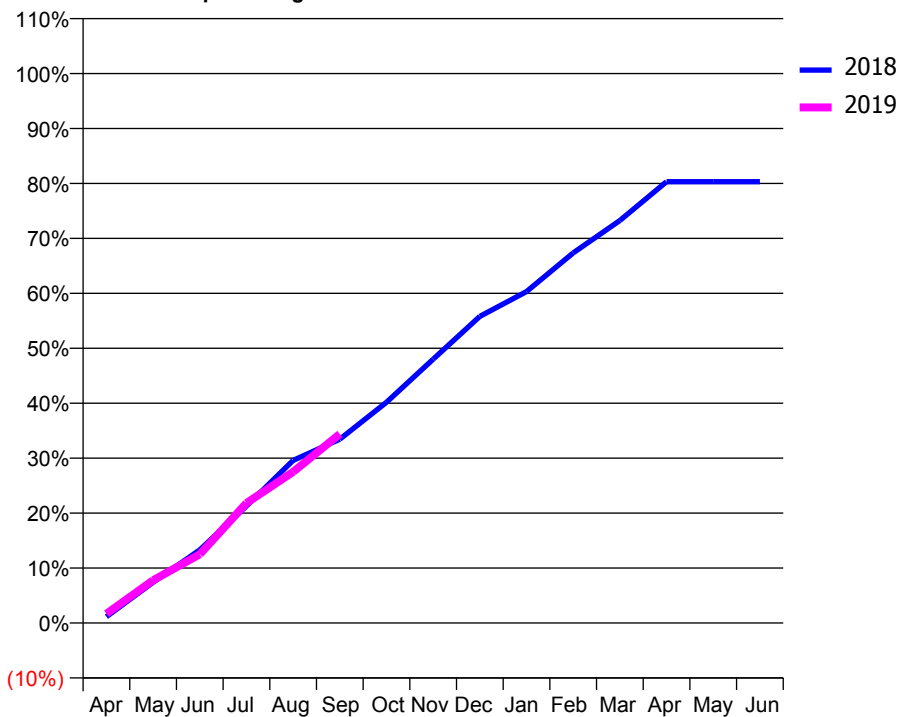
ACCESS*

Patients seen in 24 months	Total	Change since previous quarter
Quarter ending September 2017	1,578	
Quarter ending December 2017	1,569	→
Quarter ending March 2018	1,555	→
Quarter ending June 2018	1,539	↓
Quarter ending September 2018	1,524	→
Variance since September 2017	(3.4%)	↓



ACTIVITY

Cumulative percentage of contracted UDA delivered 2018 & 2019



Month	Adjusted Scheduled Activity (UDA)	
	2018	2019
April	69	101
May	444	466
June	799	750
July	1,277	1,310
August	1,776	1,651
September	2,007	2,064
October	2,411	
November	2,881	
December	3,348	
January	3,619	
February	4,041	
March	4,395	
April	4,819	
May	4,819	
June	4,819	

QUALITY

	Quantity	Base Number	Contract	AT	Region	England
% of FP17s for the same patient ID Re-attending within 3 months - Children	15	215	7.0%	9.8%	12.2%	11.6%
% of FP17s for the same patient ID Re-attending within 3 months - Adults	182	1,098	16.6%	13.9%	15.8%	15.5%
% of FP17s for the same patient ID Re-attending between 3 & 9 months - Children	120	215	55.8%	56.9%	60.3%	58.8%
% of FP17s for the same patient ID Re-attending between 3 & 9 months - Adults	749	1,098	68.2%	52.8%	53.5%	51.1%
% of FP17s for Band 1 Urgent Courses	133	1,133	11.7%	8.0%	9.1%	9.0%
% of FP17s Relating to Free Repair or Replacements	15	1,133	1.3%	1.1%	1.0%	0.8%
% of FP17s Relating to Continuations	8	1,133	0.7%	1.2%	1.0%	0.9%
% of Patients satisfied with the dentistry they have received	1	1	N/A	94.7%	93.6%	93.3%
% of Patients satisfied with the time they had to wait for an appointment	1	1	N/A	91.4%	89.8%	88.9%

* This is based on patients treated on this contract for their most recent course of treatment. Figures in italics indicate the base number of FP17s or Patient Questionnaire responses are less than 100. N/A is shown where the base number of responses is less than 10 during the period. % is calculated as Quantity/Base number*100

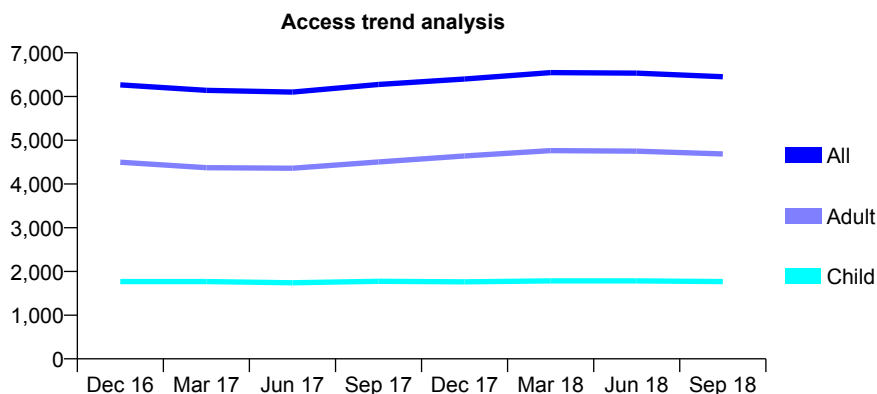
Q49 - Vital Signs At a Glance Contract Report for 829390/0001 - September 2018

Name or company name	MR DA CUNNINGHAM
Contract type name	GDS Contract
Purpose of contract	General
Contract start date	01/04/2006
Contract end date	

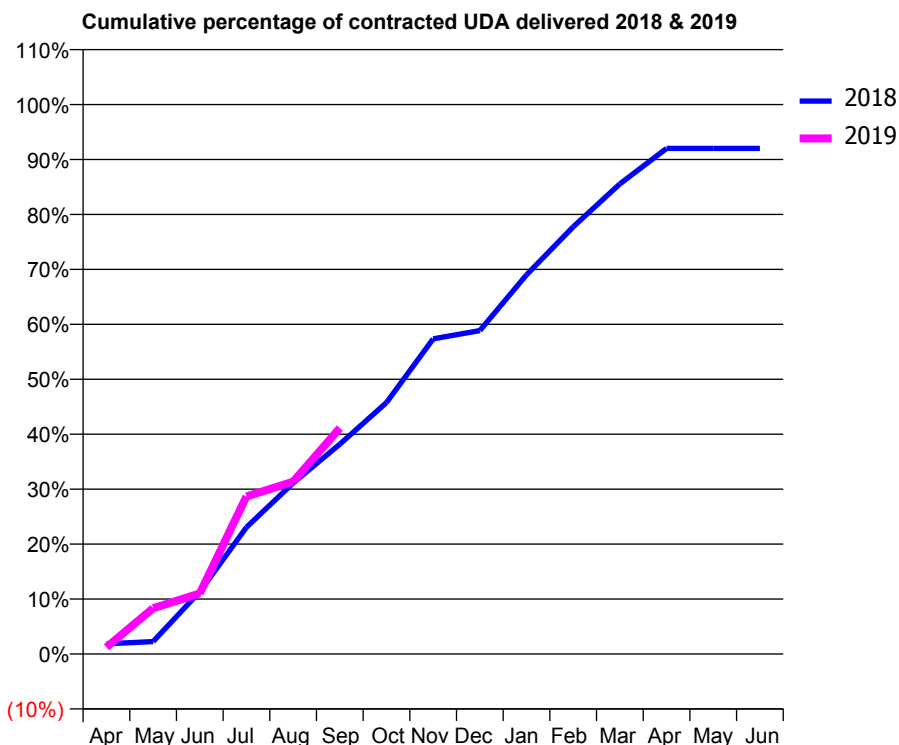
18/19 Contracted general activity (UDA)	17,500
Carry forward general activity (UDA)	0
18/19 Contracted orthodontic activity (UOA)	0
Carry forward orthodontic activity (UOA)	0
Baseline contract value	£390,808.51

ACCESS*

Patients seen in 24 months	Total	Change since previous quarter
Quarter ending September 2017	6,275	
Quarter ending December 2017	6,402	↑
Quarter ending March 2018	6,546	↑
Quarter ending June 2018	6,534	→
Quarter ending September 2018	6,454	↓
Variance since September 2017	2.9%	↑



ACTIVITY



Adjusted Scheduled Activity (UDA)		
Month	2018	2019
April	344	214
May	419	1,459
June	2,101	1,931
July	4,266	5,018
August	5,757	5,489
September	7,065	7,195
October	8,463	
November	10,612	
December	10,888	
January	12,766	
February	14,384	
March	15,826	
April	17,020	
May	17,020	
June	17,020	

QUALITY

	Quantity	Base Number	Contract	AT	Region	England
% of FP17s for the same patient ID Re-attending within 3 months - Children	103	1,447	7.1%	9.8%	12.2%	11.6%
% of FP17s for the same patient ID Re-attending within 3 months - Adults	513	3,703	13.9%	13.9%	15.8%	15.5%
% of FP17s for the same patient ID Re-attending between 3 & 9 months - Children	942	1,447	65.1%	56.9%	60.3%	58.8%
% of FP17s for the same patient ID Re-attending between 3 & 9 months - Adults	2,465	3,703	66.6%	52.8%	53.5%	51.1%
% of FP17s for Band 1 Urgent Courses	326	4,402	7.4%	8.0%	9.1%	9.0%
% of FP17s Relating to Free Repair or Replacements	31	4,402	0.7%	1.1%	1.0%	0.8%
% of FP17s Relating to Continuations	71	4,402	1.6%	1.2%	1.0%	0.9%
% of Patients satisfied with the dentistry they have received	4	4	N/A	94.7%	93.6%	93.3%
% of Patients satisfied with the time they had to wait for an appointment	4	4	N/A	91.4%	89.8%	88.9%

* This is based on patients treated on this contract for their most recent course of treatment. Figures in italics indicate the base number of FP17s or Patient Questionnaire responses are less than 100. N/A is shown where the base number of responses is less than 10 during the period. % is calculated as Quantity/Base number*100

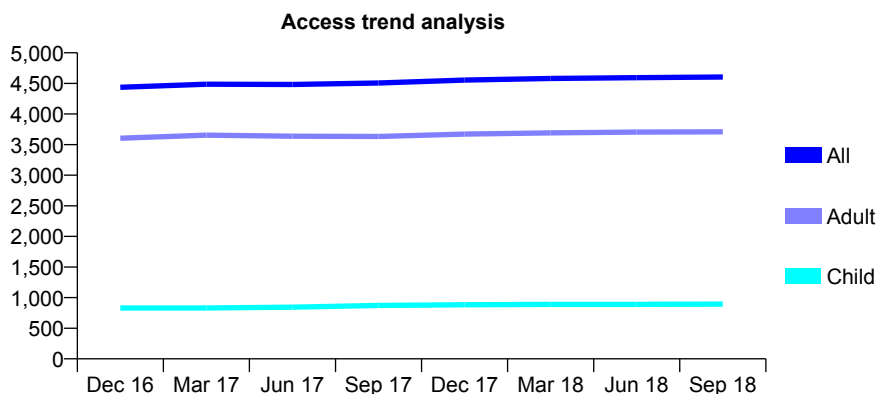
Q49 - Vital Signs At a Glance Contract Report for 830003/0001 - September 2018

Name or company name	MR PJ KNOPS
Contract type name	GDS Contract
Purpose of contract	General
Contract start date	01/04/2006
Contract end date	

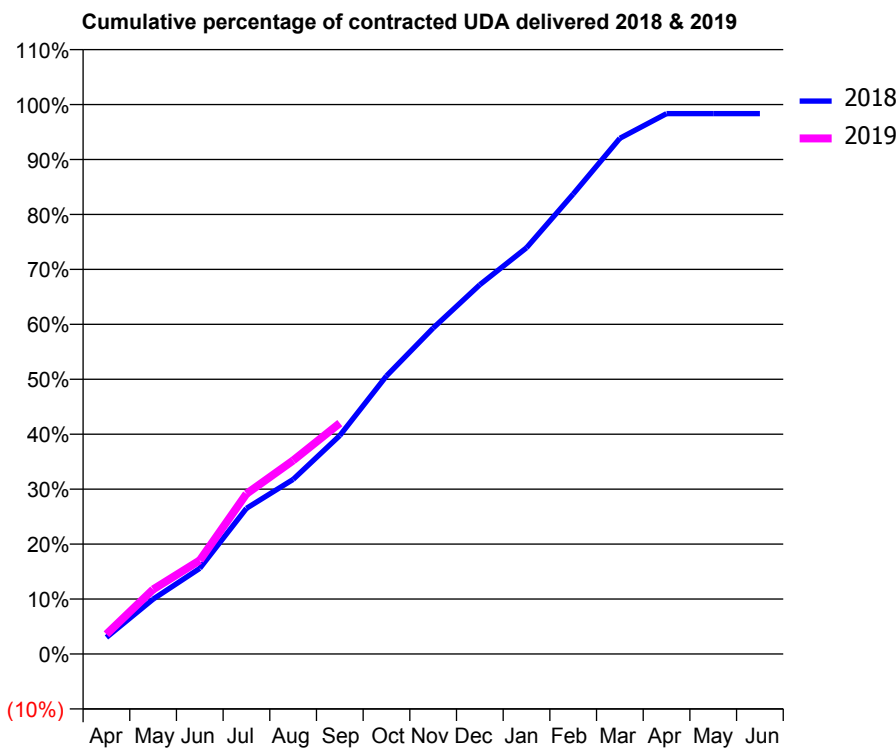
18/19 Contracted general activity (UDA)	13,493
Carry forward general activity (UDA)	0
18/19 Contracted orthodontic activity (UOA)	0
Carry forward orthodontic activity (UOA)	0
Baseline contract value	£352,123.87

ACCESS*

Patients seen in 24 months	Total	Change since previous quarter
Quarter ending September 2017	4,506	
Quarter ending December 2017	4,555	→
Quarter ending March 2018	4,580	→
Quarter ending June 2018	4,594	→
Quarter ending September 2018	4,605	→
Variance since September 2017	2.2%	↑



ACTIVITY



Month	Adjusted Scheduled Activity (UDA)	
	2018	2019
April	408	485
May	1,346	1,585
June	2,105	2,300
July	3,577	3,935
August	4,287	4,751
September	5,365	5,669
October	6,828	
November	8,004	
December	9,067	
January	9,975	
February	11,295	
March	12,665	
April	13,270	
May	13,270	
June	13,270	

QUALITY

	Quantity	Base Number	Contract	AT	Region	England
% of FP17s for the same patient ID Re-attending within 3 months - Children	54	585	9.2%	9.8%	12.2%	11.6%
% of FP17s for the same patient ID Re-attending within 3 months - Adults	376	2,266	16.6%	13.9%	15.8%	15.5%
% of FP17s for the same patient ID Re-attending between 3 & 9 months - Children	301	585	51.5%	56.9%	60.3%	58.8%
% of FP17s for the same patient ID Re-attending between 3 & 9 months - Adults	1,039	2,266	45.9%	52.8%	53.5%	51.1%
% of FP17s for Band 1 Urgent Courses	266	2,591	10.3%	8.0%	9.1%	9.0%
% of FP17s Relating to Free Repair or Replacements	30	2,591	1.2%	1.1%	1.0%	0.8%
% of FP17s Relating to Continuations	58	2,591	2.2%	1.2%	1.0%	0.9%
% of Patients satisfied with the dentistry they have received	2	2	N/A	94.7%	93.6%	93.3%
% of Patients satisfied with the time they had to wait for an appointment	2	2	N/A	91.4%	89.8%	88.9%

* This is based on patients treated on this contract for their most recent course of treatment. Figures in italics indicate the base number of FP17s or Patient Questionnaire responses are less than 100. N/A is shown where the base number of responses is less than 10 during the period. % is calculated as Quantity/Base number*100

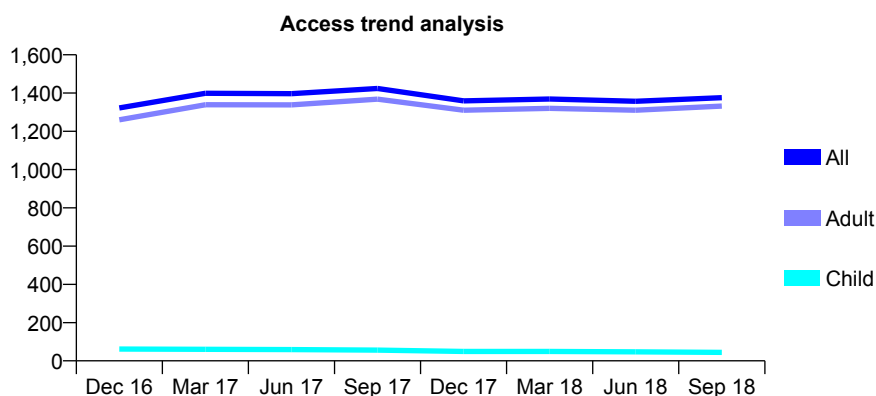
Q49 - Vital Signs At a Glance Contract Report for 830631/0001 - September 2018

Name or company name	MR ME LITTLE
Contract type name	GDS Contract
Purpose of contract	General
Contract start date	01/04/2006
Contract end date	

18/19 Contracted general activity (UDA)	3,674
Carry forward general activity (UDA)	121
18/19 Contracted orthodontic activity (UOA)	0
Carry forward orthodontic activity (UOA)	0
Baseline contract value	£124,267.59

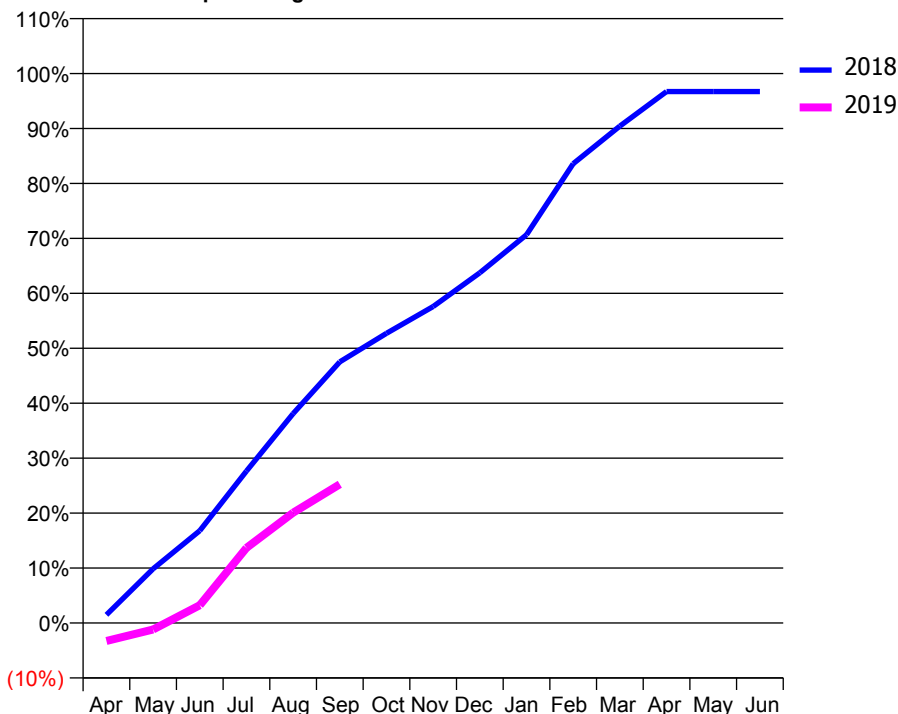
ACCESS*

Patients seen in 24 months	Total	Change since previous quarter
Quarter ending September 2017	1,424	
Quarter ending December 2017	1,359	↓
Quarter ending March 2018	1,369	→
Quarter ending June 2018	1,357	→
Quarter ending September 2018	1,376	→
Variance since September 2017	(3.4%)	↓



ACTIVITY

Cumulative percentage of contracted UDA delivered 2018 & 2019



Month	Adjusted Scheduled Activity (UDA)	
	2018	2019
April	55	-121
May	362	-44
June	617	119
July	1,016	502
August	1,400	738
September	1,746	928
October	1,937	
November	2,116	
December	2,342	
January	2,596	
February	3,071	
March	3,322	
April	3,553	
May	3,553	
June	3,553	

QUALITY

	Quantity	Base Number	Contract	AT	Region	England
% of FP17s for the same patient ID Re-attending within 3 months - Children	0	26	0.0%	9.8%	12.2%	11.6%
% of FP17s for the same patient ID Re-attending within 3 months - Adults	10	451	2.2%	13.9%	15.8%	15.5%
% of FP17s for the same patient ID Re-attending between 3 & 9 months - Children	10	26	38.5%	56.9%	60.3%	58.8%
% of FP17s for the same patient ID Re-attending between 3 & 9 months - Adults	132	451	29.3%	52.8%	53.5%	51.1%
% of FP17s for Band 1 Urgent Courses	0	407	0.0%	8.0%	9.1%	9.0%
% of FP17s Relating to Free Repair or Replacements	0	407	0.0%	1.1%	1.0%	0.8%
% of FP17s Relating to Continuations	1	407	0.2%	1.2%	1.0%	0.9%
% of Patients satisfied with the dentistry they have received	1	1	N/A	94.7%	93.6%	93.3%
% of Patients satisfied with the time they had to wait for an appointment	1	1	N/A	91.4%	89.8%	88.9%

* This is based on patients treated on this contract for their most recent course of treatment. Figures in italics indicate the base number of FP17s or Patient Questionnaire responses are less than 100. N/A is shown where the base number of responses is less than 10 during the period. % is calculated as Quantity/Base number*100

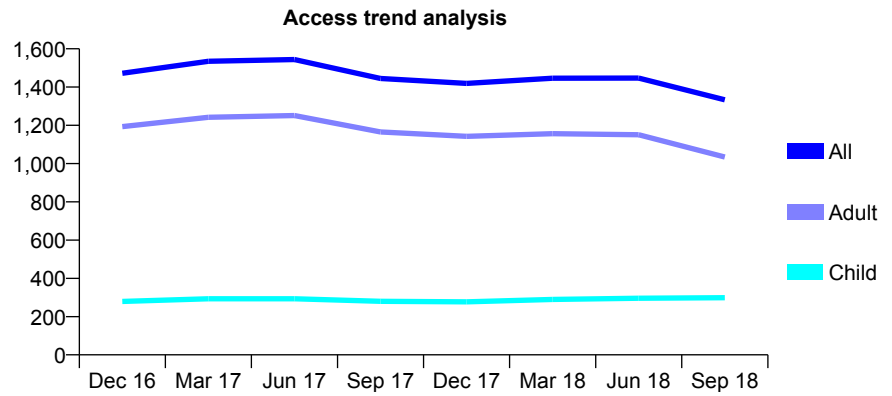
Q49 - Vital Signs At a Glance Contract Report for 833037/0017 - September 2018

Name or company name	MR MA HYDER
Contract type name	PDS Contract
Purpose of contract	General
Contract start date	01/07/2015
Contract end date	31/08/2018

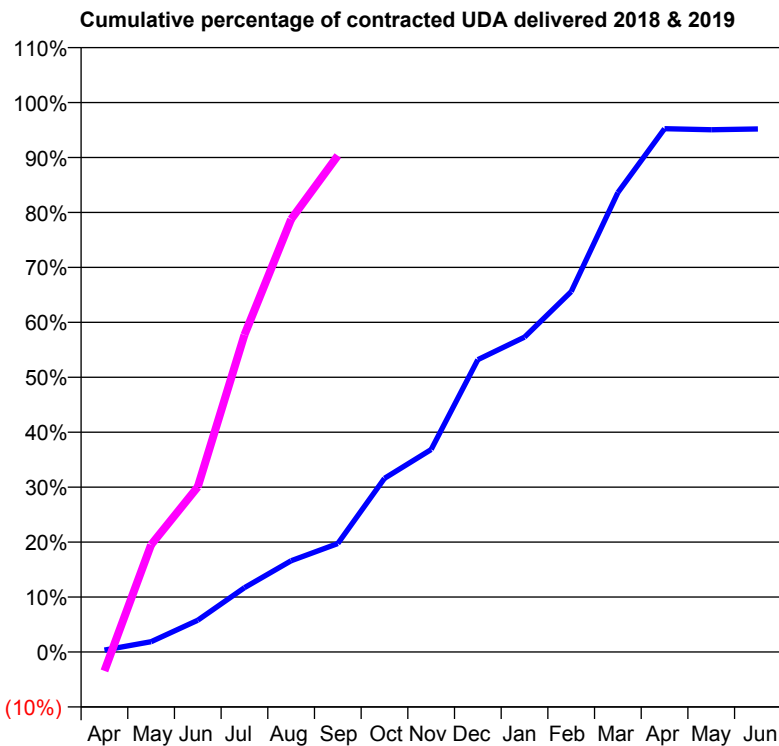
18/19 Contracted general activity (UDA)	1,804
Carry forward general activity (UDA)	140
18/19 Contracted orthodontic activity (UOA)	0
Carry forward orthodontic activity (UOA)	0
Baseline contract value	£45,155.58

ACCESS*

Patients seen in 24 months	Total	Change since previous quarter
Quarter ending September 2017	1,445	
Quarter ending December 2017	1,419	↓
Quarter ending March 2018	1,446	→
Quarter ending June 2018	1,447	→
Quarter ending September 2018	1,333	↓
Variance since September 2017	(7.8%)	↓



ACTIVITY



Month	Adjusted Scheduled Activity (UDA)	
	2018	2019
April	15	-62
May	82	352
June	250	542
July	507	1,041
August	719	1,421
September	855	1,630
October	1,369	
November	1,596	
December	2,304	
January	2,482	
February	2,839	
March	3,620	
April	4,124	
May	4,115	
June	4,122	

QUALITY

	Quantity	Base Number	Contract	AT	Region	England
% of FP17s for the same patient ID Re-attending within 3 months - Children	18	192	9.4%	9.8%	12.2%	11.6%
% of FP17s for the same patient ID Re-attending within 3 months - Adults	143	607	23.6%	13.9%	15.8%	15.5%
% of FP17s for the same patient ID Re-attending between 3 & 9 months - Children	75	192	39.1%	56.9%	60.3%	58.8%
% of FP17s for the same patient ID Re-attending between 3 & 9 months - Adults	233	607	38.4%	52.8%	53.5%	51.1%
% of FP17s for Band 1 Urgent Courses	133	646	20.6%	8.0%	9.1%	9.0%
% of FP17s Relating to Free Repair or Replacements	15	646	2.3%	1.1%	1.0%	0.8%
% of FP17s Relating to Continuations	0	646	0.0%	1.2%	1.0%	0.9%
% of Patients satisfied with the dentistry they have received	1	1	N/A	94.7%	93.6%	93.3%
% of Patients satisfied with the time they had to wait for an appointment	1	1	N/A	91.4%	89.8%	88.9%

* This is based on patients treated on this contract for their most recent course of treatment. Figures in italics indicate the base number of FP17s or Patient Questionnaire responses are less than 100. N/A is shown where the base number of responses is less than 10 during the period. % is calculated as Quantity/Base number*100

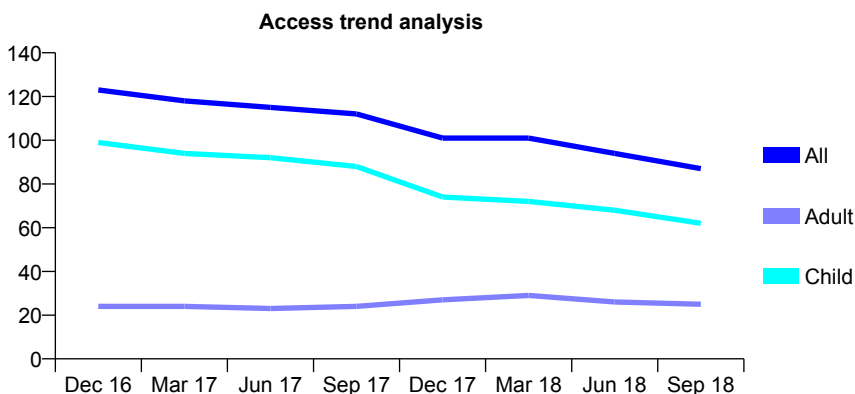
Q49 - Vital Signs At a Glance Contract Report for 833991/0001 - September 2018

Name or company name	MR AG COOPER
Contract type name	GDS Contract
Purpose of contract	General
Contract start date	01/04/2006
Contract end date	31/05/2018

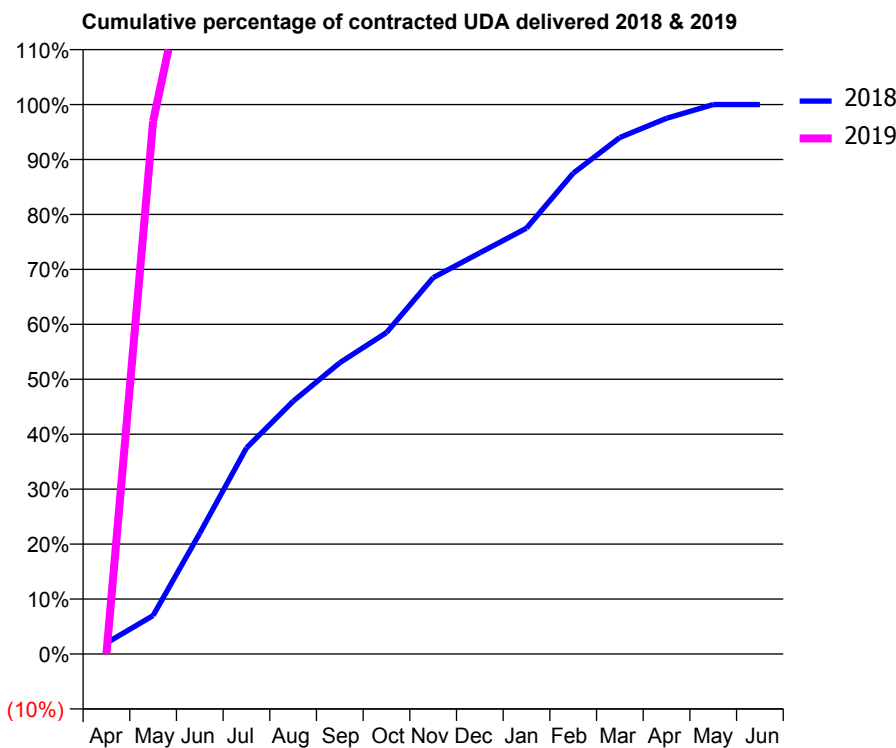
18/19 Contracted general activity (UDA)	33
Carry forward general activity (UDA)	0
18/19 Contracted orthodontic activity (UOA)	0
Carry forward orthodontic activity (UOA)	0
Baseline contract value	£822.94

ACCESS*

Patients seen in 24 months	Total	Change since previous quarter
Quarter ending September 2017	112	
Quarter ending December 2017	101	↓
Quarter ending March 2018	101	→
Quarter ending June 2018	94	↓
Quarter ending September 2018	87	↓
Variance since September 2017	(22.3%)	↓



ACTIVITY



Month	Adjusted Scheduled Activity (UDA)	
	2018	2019
April	4	0
May	14	32
June	44	45
July	75	45
August	92	45
September	106	45
October	117	
November	137	
December	146	
January	155	
February	175	
March	188	
April	195	
May	200	
June	200	

QUALITY

	Quantity	Base Number	Contract	AT	Region	England
% of FP17s for the same patient ID Re-attending within 3 months - Children	3	32	9.4%	9.8%	12.2%	11.6%
% of FP17s for the same patient ID Re-attending within 3 months - Adults	0	6	0.0%	13.9%	15.8%	15.5%
% of FP17s for the same patient ID Re-attending between 3 & 9 months - Children	21	32	65.6%	56.9%	60.3%	58.8%
% of FP17s for the same patient ID Re-attending between 3 & 9 months - Adults	5	6	83.3%	52.8%	53.5%	51.1%
% of FP17s for Band 1 Urgent Courses	0	30	0.0%	8.0%	9.1%	9.0%
% of FP17s Relating to Free Repair or Replacements	0	30	0.0%	1.1%	1.0%	0.8%
% of FP17s Relating to Continuations	0	30	0.0%	1.2%	1.0%	0.9%
% of Patients satisfied with the dentistry they have received	1	1	N/A	94.7%	93.6%	93.3%
% of Patients satisfied with the time they had to wait for an appointment	1	1	N/A	91.4%	89.8%	88.9%

* This is based on patients treated on this contract for their most recent course of treatment. Figures in italics indicate the base number of FP17s or Patient Questionnaire responses are less than 100. N/A is shown where the base number of responses is less than 10 during the period. % is calculated as Quantity/Base number*100

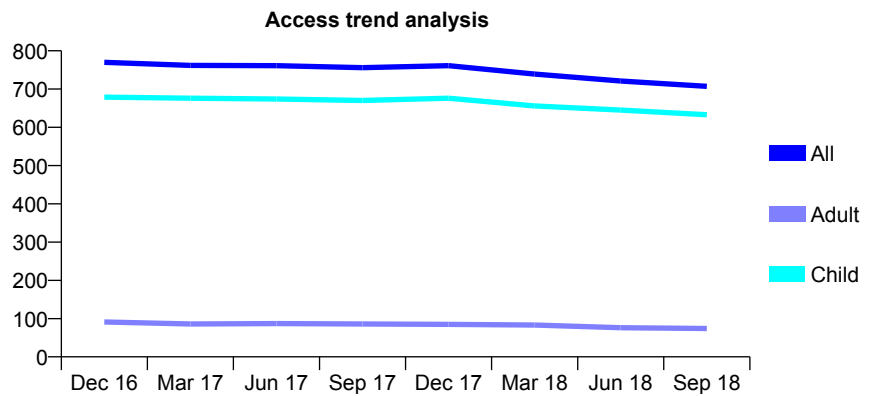
Q49 - Vital Signs At a Glance Contract Report for 836184/0001 - September 2018

Name or company name	MR JS BREEDON
Contract type name	GDS Contract
Purpose of contract	General and Orthodontic
Contract start date	01/04/2006
Contract end date	

18/19 Contracted general activity (UDA)	2,100
Carry forward general activity (UDA)	0
18/19 Contracted orthodontic activity (UOA)	0
Carry forward orthodontic activity (UOA)	0
Baseline contract value	£51,001.98

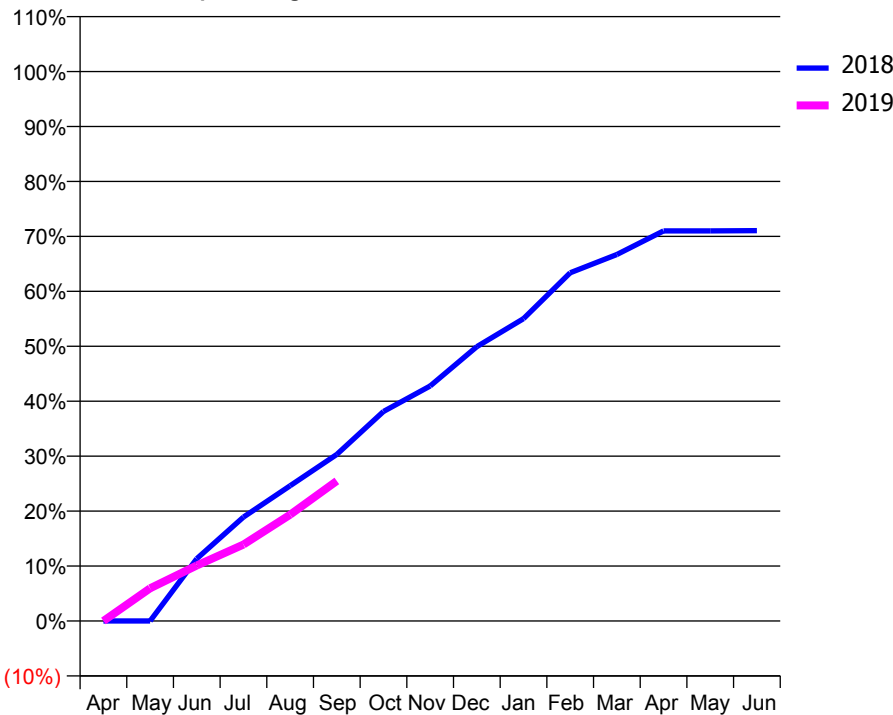
ACCESS*

Patients seen in 24 months	Total	Change since previous quarter
Quarter ending September 2017	756	
Quarter ending December 2017	761	→
Quarter ending March 2018	739	↓
Quarter ending June 2018	721	↓
Quarter ending September 2018	707	↓
Variance since September 2017	(6.5%)	↓



ACTIVITY

Cumulative percentage of contracted UDA delivered 2018 & 2019



Month	Adjusted Scheduled Activity (UDA)	
	2018	2019
April	0	0
May	0	125
June	238	212
July	397	292
August	517	406
September	637	535
October	801	
November	898	
December	1,048	
January	1,156	
February	1,331	
March	1,401	
April	1,491	
May	1,491	
June	1,492	

QUALITY

	Quantity	Base Number	Contract	AT	Region	England
% of FP17s for the same patient ID Re-attending within 3 months - Children	32	501	6.4%	9.8%	12.2%	11.6%
% of FP17s for the same patient ID Re-attending within 3 months - Adults	0	0	N/A	13.9%	15.8%	15.5%
% of FP17s for the same patient ID Re-attending between 3 & 9 months - Children	382	501	76.2%	56.9%	60.3%	58.8%
% of FP17s for the same patient ID Re-attending between 3 & 9 months - Adults	0	0	N/A	52.8%	53.5%	51.1%
% of FP17s for Band 1 Urgent Courses	2	402	0.5%	8.0%	9.1%	9.0%
% of FP17s Relating to Free Repair or Replacements	0	402	0.0%	1.1%	1.0%	0.8%
% of FP17s Relating to Continuations	4	402	1.0%	1.2%	1.0%	0.9%
% of Patients satisfied with the dentistry they have received	0	0	N/A	94.7%	93.6%	93.3%
% of Patients satisfied with the time they had to wait for an appointment	0	0	N/A	91.4%	89.8%	88.9%

* This is based on patients treated on this contract for their most recent course of treatment. Figures in italics indicate the base number of FP17s or Patient Questionnaire responses are less than 100. N/A is shown where the base number of responses is less than 10 during the period. % is calculated as Quantity/Base number*100

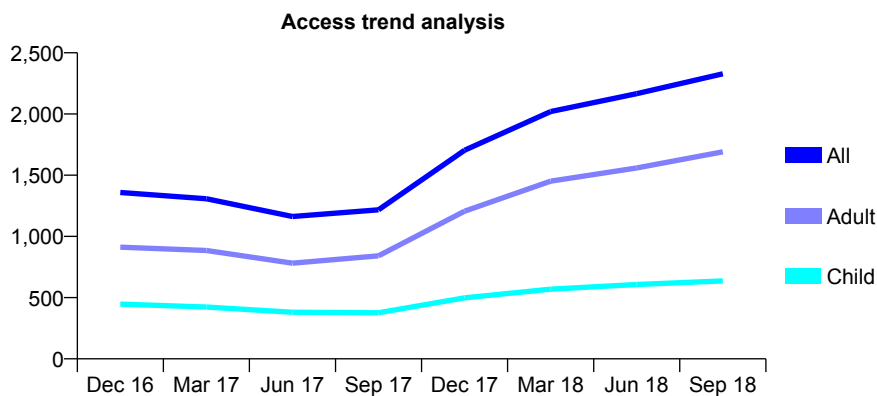
Q49 - Vital Signs At a Glance Contract Report for 840505/0001 - September 2018

Name or company name	MISS E MATHER
Contract type name	GDS Contract
Purpose of contract	General
Contract start date	01/04/2006
Contract end date	

18/19 Contracted general activity (UDA)	5,520
Carry forward general activity (UDA)	0
18/19 Contracted orthodontic activity (UOA)	0
Carry forward orthodontic activity (UOA)	0
Baseline contract value	£135,598.80

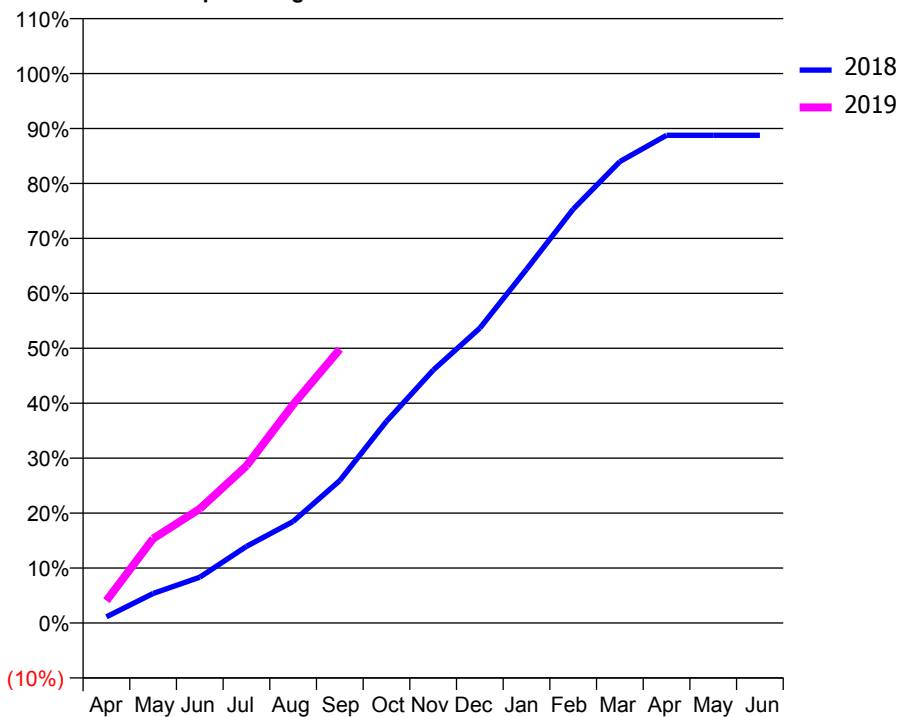
ACCESS*

Patients seen in 24 months	Total	Change since previous quarter
Quarter ending September 2017	1,217	
Quarter ending December 2017	1,704	↑
Quarter ending March 2018	2,020	↑
Quarter ending June 2018	2,166	↑
Quarter ending September 2018	2,328	↑
Variance since September 2017	91.3%	↑



ACTIVITY

Cumulative percentage of contracted UDA delivered 2018 & 2019



Month	Adjusted Scheduled Activity (UDA)	
	2018	2019
April	62	224
May	297	847
June	461	1,147
July	770	1,579
August	1,020	2,195
September	1,431	2,751
October	2,025	
November	2,541	
December	2,963	
January	3,553	
February	4,158	
March	4,635	
April	4,900	
May	4,900	
June	4,900	

QUALITY

	Quantity	Base Number	Contract	AT	Region	England
% of FP17s for the same patient ID Re-attending within 3 months - Children	36	565	6.4%	9.8%	12.2%	11.6%
% of FP17s for the same patient ID Re-attending within 3 months - Adults	233	1,559	14.9%	13.9%	15.8%	15.5%
% of FP17s for the same patient ID Re-attending between 3 & 9 months - Children	370	565	65.5%	56.9%	60.3%	58.8%
% of FP17s for the same patient ID Re-attending between 3 & 9 months - Adults	887	1,559	56.9%	52.8%	53.5%	51.1%
% of FP17s for Band 1 Urgent Courses	170	1,750	9.7%	8.0%	9.1%	9.0%
% of FP17s Relating to Free Repair or Replacements	30	1,750	1.7%	1.1%	1.0%	0.8%
% of FP17s Relating to Continuations	13	1,750	0.7%	1.2%	1.0%	0.9%
% of Patients satisfied with the dentistry they have received	0	0	N/A	94.7%	93.6%	93.3%
% of Patients satisfied with the time they had to wait for an appointment	0	0	N/A	91.4%	89.8%	88.9%

* This is based on patients treated on this contract for their most recent course of treatment. Figures in italics indicate the base number of FP17s or Patient Questionnaire responses are less than 100. N/A is shown where the base number of responses is less than 10 during the period. % is calculated as Quantity/Base number*100

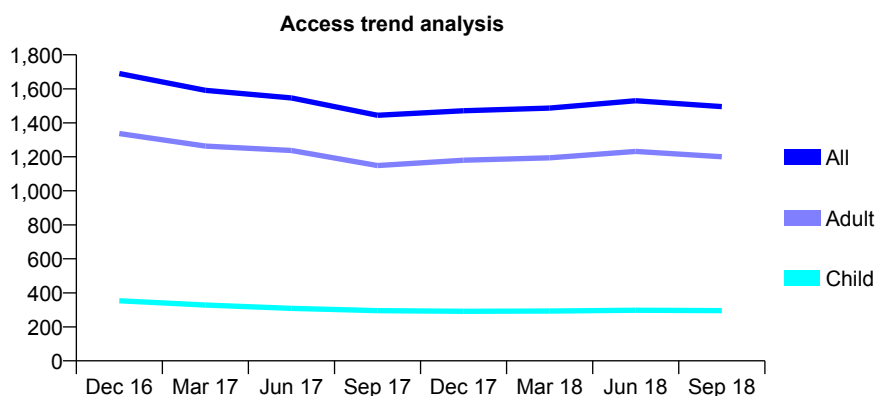
Q49 - Vital Signs At a Glance Contract Report for 840645/0001 - September 2018

Name or company name	MR KS BAMRAH
Contract type name	GDS Contract
Purpose of contract	General
Contract start date	01/04/2006
Contract end date	

18/19 Contracted general activity (UDA)	10,061
Carry forward general activity (UDA)	111
18/19 Contracted orthodontic activity (UOA)	0
Carry forward orthodontic activity (UOA)	0
Baseline contract value	£261,728.05

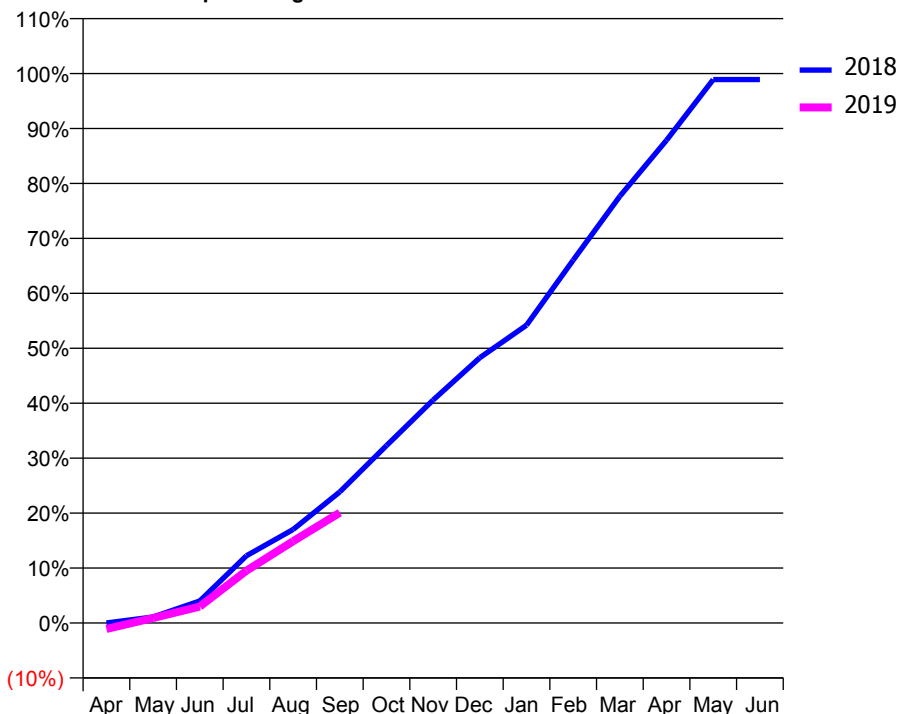
ACCESS*

Patients seen in 24 months	Total	Change since previous quarter
Quarter ending September 2017	1,444	
Quarter ending December 2017	1,471	→
Quarter ending March 2018	1,487	→
Quarter ending June 2018	1,530	↑
Quarter ending September 2018	1,495	↓
Variance since September 2017	3.5%	↑



ACTIVITY

Cumulative percentage of contracted UDA delivered 2018 & 2019



Adjusted Scheduled Activity (UDA)

Month	2018	2019
April	0	-111
May	111	92
June	405	302
July	1,232	958
August	1,713	1,497
September	2,401	2,021
October	3,249	
November	4,084	
December	4,857	
January	5,452	
February	6,643	
March	7,814	
April	8,839	
May	9,950	
June	9,950	

QUALITY

	Quantity	Base Number	Contract	AT	Region	England
% of FP17s for the same patient ID Re-attending within 3 months - Children	17	142	12.0%	9.8%	12.2%	11.6%
% of FP17s for the same patient ID Re-attending within 3 months - Adults	143	653	21.9%	13.9%	15.8%	15.5%
% of FP17s for the same patient ID Re-attending between 3 & 9 months - Children	52	142	36.6%	56.9%	60.3%	58.8%
% of FP17s for the same patient ID Re-attending between 3 & 9 months - Adults	201	653	30.8%	52.8%	53.5%	51.1%
% of FP17s for Band 1 Urgent Courses	131	539	24.3%	8.0%	9.1%	9.0%
% of FP17s Relating to Free Repair or Replacements	11	539	2.0%	1.1%	1.0%	0.8%
% of FP17s Relating to Continuations	0	539	0.0%	1.2%	1.0%	0.9%
% of Patients satisfied with the dentistry they have received	5	5	N/A	94.7%	93.6%	93.3%
% of Patients satisfied with the time they had to wait for an appointment	5	5	N/A	91.4%	89.8%	88.9%

* This is based on patients treated on this contract for their most recent course of treatment. Figures in italics indicate the base number of FP17s or Patient Questionnaire responses are less than 100. N/A is shown where the base number of responses is less than 10 during the period. % is calculated as Quantity/Base number*100

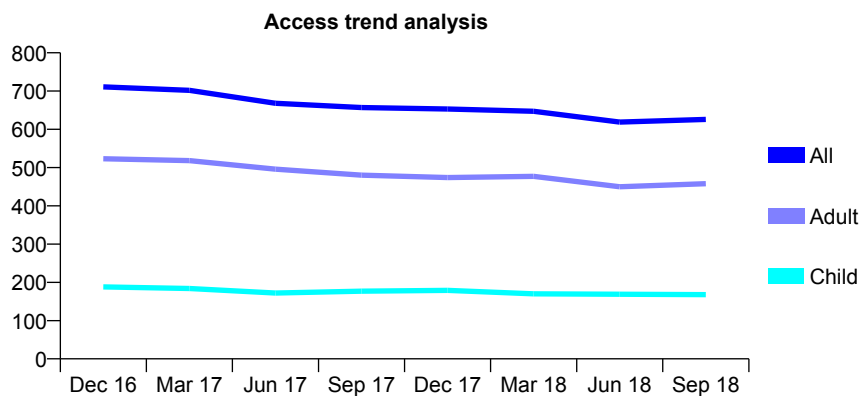
Q49 - Vital Signs At a Glance Contract Report for 840645/0002 - September 2018

Name or company name	MR KS BAMRAH
Contract type name	GDS Contract
Purpose of contract	General
Contract start date	01/04/2006
Contract end date	

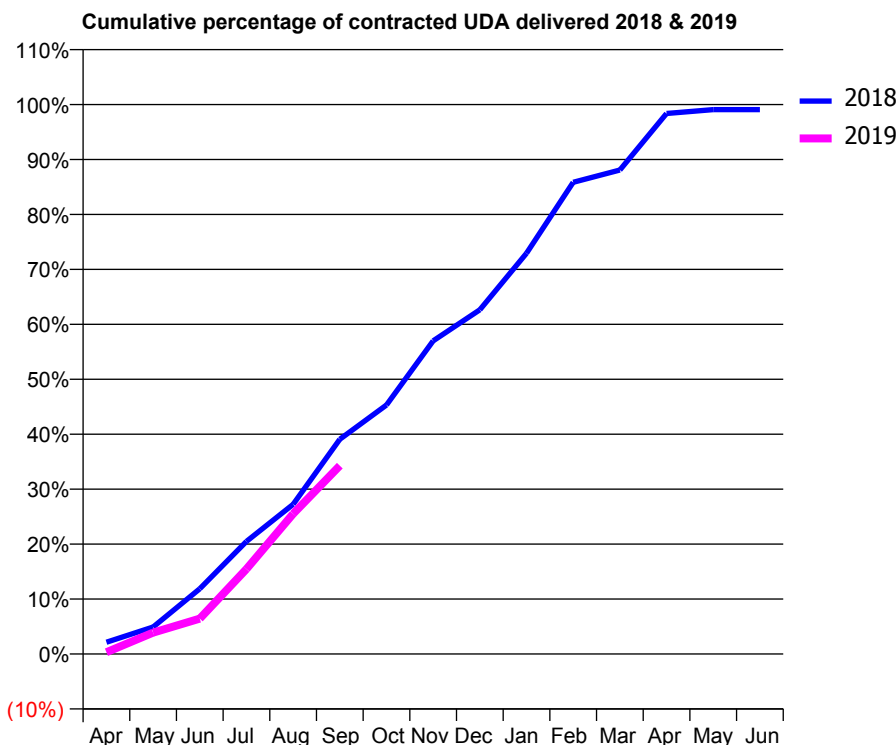
18/19 Contracted general activity (UDA)	3,407
Carry forward general activity (UDA)	32
18/19 Contracted orthodontic activity (UOA)	0
Carry forward orthodontic activity (UOA)	0
Baseline contract value	£72,243.52

ACCESS*

Patients seen in 24 months	Total	Change since previous quarter
Quarter ending September 2017	657	
Quarter ending December 2017	653	→
Quarter ending March 2018	647	→
Quarter ending June 2018	619	↓
Quarter ending September 2018	626	→
Variance since September 2017	(4.7%)	↓



ACTIVITY



Adjusted Scheduled Activity (UDA)		
Month	2018	2019
April	73	11
May	168	132
June	405	219
July	698	527
August	928	869
September	1,332	1,168
October	1,544	
November	1,942	
December	2,135	
January	2,485	
February	2,925	
March	3,001	
April	3,351	
May	3,375	
June	3,375	

QUALITY

	Quantity	Base Number	Contract	AT	Region	England
% of FP17s for the same patient ID Re-attending within 3 months - Children	3	88	3.4%	9.8%	12.2%	11.6%
% of FP17s for the same patient ID Re-attending within 3 months - Adults	59	261	22.6%	13.9%	15.8%	15.5%
% of FP17s for the same patient ID Re-attending between 3 & 9 months - Children	27	88	30.7%	56.9%	60.3%	58.8%
% of FP17s for the same patient ID Re-attending between 3 & 9 months - Adults	74	261	28.4%	52.8%	53.5%	51.1%
% of FP17s for Band 1 Urgent Courses	61	293	20.8%	8.0%	9.1%	9.0%
% of FP17s Relating to Free Repair or Replacements	3	293	1.0%	1.1%	1.0%	0.8%
% of FP17s Relating to Continuations	0	293	0.0%	1.2%	1.0%	0.9%
% of Patients satisfied with the dentistry they have received	0	0	N/A	94.7%	93.6%	93.3%
% of Patients satisfied with the time they had to wait for an appointment	0	0	N/A	91.4%	89.8%	88.9%

* This is based on patients treated on this contract for their most recent course of treatment. Figures in italics indicate the base number of FP17s or Patient Questionnaire responses are less than 100. N/A is shown where the base number of responses is less than 10 during the period. % is calculated as Quantity/Base number*100

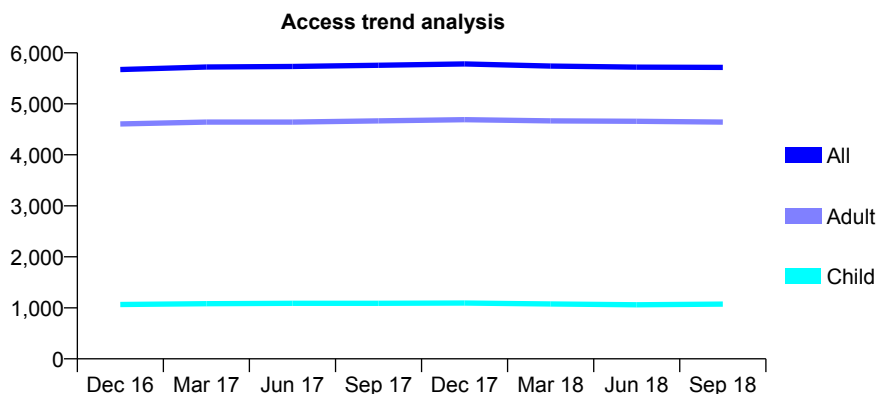
Q49 - Vital Signs At a Glance Contract Report for 858358/0001 - September 2018

Name or company name	MR RG SMITH
Contract type name	GDS Contract
Purpose of contract	General
Contract start date	06/04/2011
Contract end date	

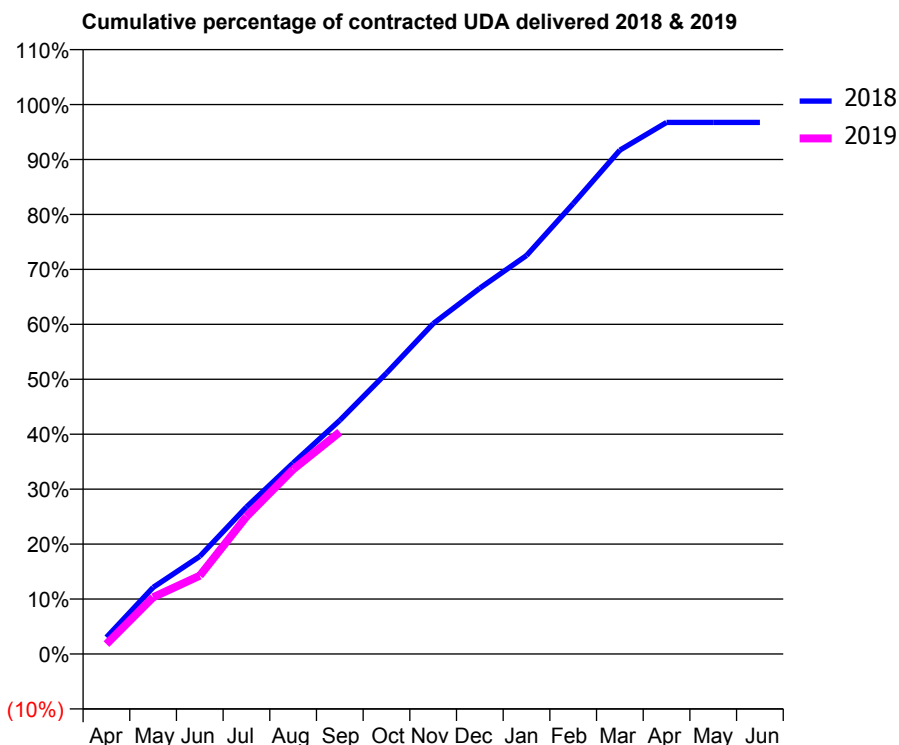
18/19 Contracted general activity (UDA)	16,808
Carry forward general activity (UDA)	547
18/19 Contracted orthodontic activity (UOA)	0
Carry forward orthodontic activity (UOA)	0
Baseline contract value	£364,637.93

ACCESS*

Patients seen in 24 months	Total	Change since previous quarter
Quarter ending September 2017	5,755	
Quarter ending December 2017	5,783	→
Quarter ending March 2018	5,740	→
Quarter ending June 2018	5,719	→
Quarter ending September 2018	5,715	→
Variance since September 2017	(0.7%)	→



ACTIVITY



Month	Adjusted Scheduled Activity (UDA)	
	2018	2019
April	511	304
May	2,039	1,737
June	2,987	2,397
July	4,499	4,204
August	5,843	5,649
September	7,150	6,788
October	8,593	
November	10,107	
December	11,189	
January	12,189	
February	13,774	
March	15,411	
April	16,261	
May	16,260	
June	16,261	

QUALITY

	Quantity	Base Number	Contract	AT	Region	England
% of FP17s for the same patient ID Re-attending within 3 months - Children	73	749	9.7%	9.8%	12.2%	11.6%
% of FP17s for the same patient ID Re-attending within 3 months - Adults	514	3,297	15.6%	13.9%	15.8%	15.5%
% of FP17s for the same patient ID Re-attending between 3 & 9 months - Children	379	749	50.6%	56.9%	60.3%	58.8%
% of FP17s for the same patient ID Re-attending between 3 & 9 months - Adults	1,960	3,297	59.4%	52.8%	53.5%	51.1%
% of FP17s for Band 1 Urgent Courses	423	3,424	12.4%	8.0%	9.1%	9.0%
% of FP17s Relating to Free Repair or Replacements	60	3,424	1.8%	1.1%	1.0%	0.8%
% of FP17s Relating to Continuations	27	3,424	0.8%	1.2%	1.0%	0.9%
% of Patients satisfied with the dentistry they have received	5	5	N/A	94.7%	93.6%	93.3%
% of Patients satisfied with the time they had to wait for an appointment	5	5	N/A	91.4%	89.8%	88.9%

* This is based on patients treated on this contract for their most recent course of treatment. Figures in italics indicate the base number of FP17s or Patient Questionnaire responses are less than 100. N/A is shown where the base number of responses is less than 10 during the period. % is calculated as Quantity/Base number*100

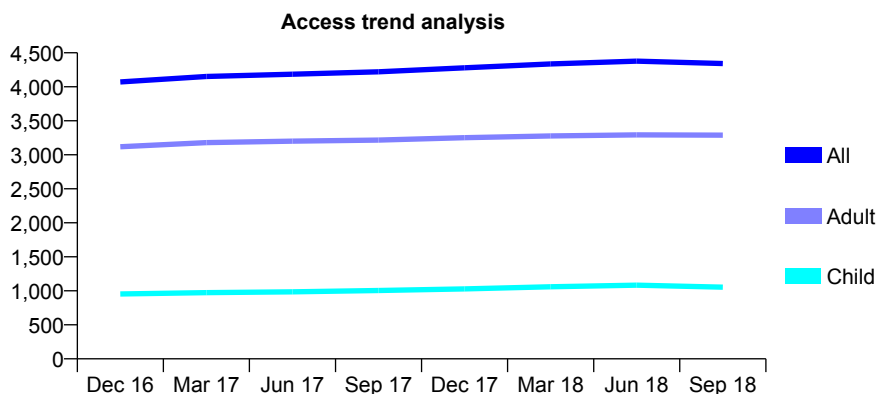
Q49 - Vital Signs At a Glance Contract Report for 866253/0001 - September 2018

Name or company name	MR LB FERGUSON
Contract type name	GDS Contract
Purpose of contract	General
Contract start date	01/04/2010
Contract end date	

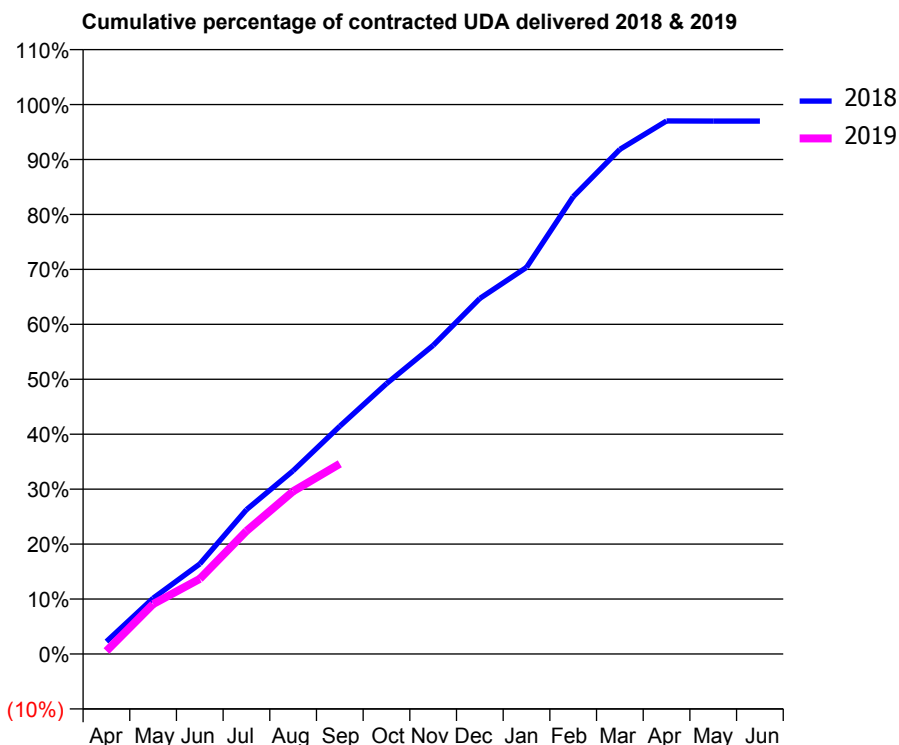
18/19 Contracted general activity (UDA)	10,475
Carry forward general activity (UDA)	316
18/19 Contracted orthodontic activity (UOA)	0
Carry forward orthodontic activity (UOA)	0
Baseline contract value	£227,258.91

ACCESS*

Patients seen in 24 months	Total	Change since previous quarter
Quarter ending September 2017	4,221	
Quarter ending December 2017	4,280	→
Quarter ending March 2018	4,337	→
Quarter ending June 2018	4,377	→
Quarter ending September 2018	4,342	→
Variance since September 2017	2.9%	↑



ACTIVITY



Month	Adjusted Scheduled Activity (UDA)	
	2018	2019
April	237	58
May	1,064	952
June	1,717	1,432
July	2,752	2,345
August	3,494	3,104
September	4,343	3,626
October	5,153	
November	5,884	
December	6,778	
January	7,369	
February	8,718	
March	9,620	
April	10,161	
May	10,159	
June	10,159	

QUALITY

	Quantity	Base Number	Contract	AT	Region	England
% of FP17s for the same patient ID Re-attending within 3 months - Children	47	699	6.7%	9.8%	12.2%	11.6%
% of FP17s for the same patient ID Re-attending within 3 months - Adults	264	2,216	11.9%	13.9%	15.8%	15.5%
% of FP17s for the same patient ID Re-attending between 3 & 9 months - Children	423	699	60.5%	56.9%	60.3%	58.8%
% of FP17s for the same patient ID Re-attending between 3 & 9 months - Adults	1,379	2,216	62.2%	52.8%	53.5%	51.1%
% of FP17s for Band 1 Urgent Courses	182	2,139	8.5%	8.0%	9.1%	9.0%
% of FP17s Relating to Free Repair or Replacements	32	2,139	1.5%	1.1%	1.0%	0.8%
% of FP17s Relating to Continuations	5	2,139	0.2%	1.2%	1.0%	0.9%
% of Patients satisfied with the dentistry they have received	2	2	N/A	94.7%	93.6%	93.3%
% of Patients satisfied with the time they had to wait for an appointment	2	2	N/A	91.4%	89.8%	88.9%

* This is based on patients treated on this contract for their most recent course of treatment. Figures in italics indicate the base number of FP17s or Patient Questionnaire responses are less than 100. N/A is shown where the base number of responses is less than 10 during the period. % is calculated as Quantity/Base number*100

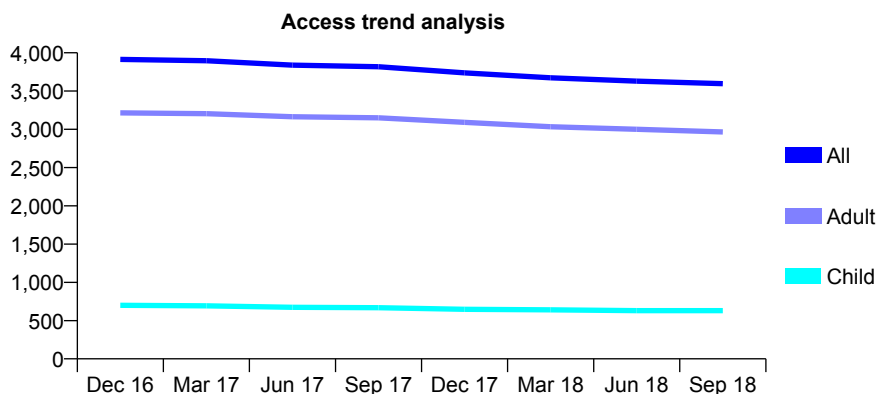
Q49 - Vital Signs At a Glance Contract Report for 907979/0001 - September 2018

Name or company name	MR GA CONLON
Contract type name	GDS Contract
Purpose of contract	General
Contract start date	01/04/2006
Contract end date	

18/19 Contracted general activity (UDA)	11,000
Carry forward general activity (UDA)	0
18/19 Contracted orthodontic activity (UOA)	0
Carry forward orthodontic activity (UOA)	0
Baseline contract value	£238,873.20

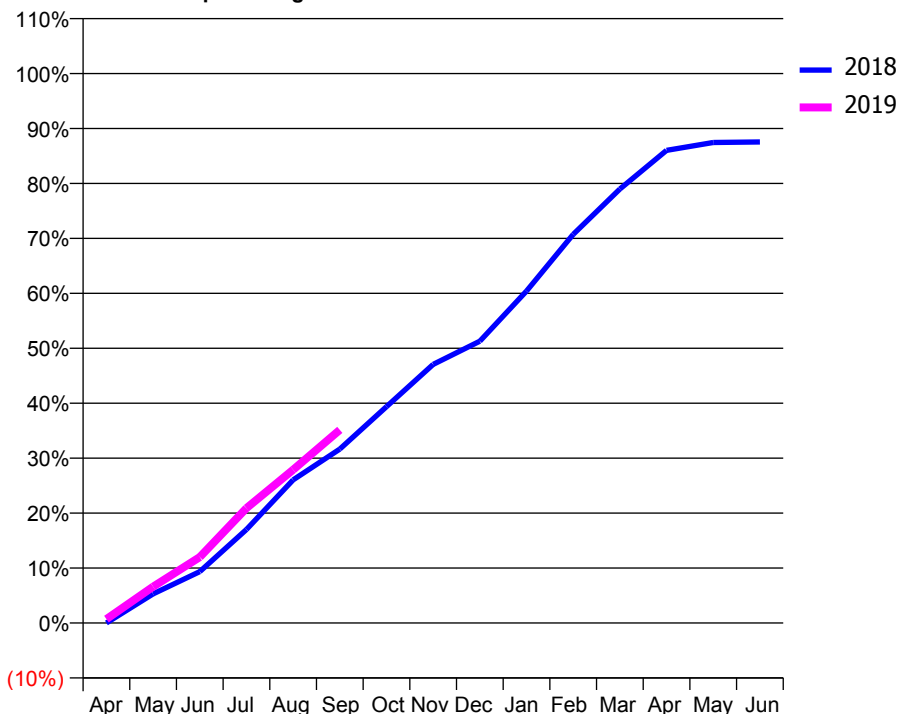
ACCESS*

Patients seen in 24 months	Total	Change since previous quarter
Quarter ending September 2017	3,818	
Quarter ending December 2017	3,738	↓
Quarter ending March 2018	3,674	↓
Quarter ending June 2018	3,630	↓
Quarter ending September 2018	3,596	→
Variance since September 2017	(5.8%)	↓



ACTIVITY

Cumulative percentage of contracted UDA delivered 2018 & 2019



Adjusted Scheduled Activity (UDA)

Month	2018	2019
April	0	79
May	636	728
June	1,122	1,320
July	2,043	2,300
August	3,125	3,069
September	3,800	3,866
October	4,725	
November	5,647	
December	6,156	
January	7,249	
February	8,488	
March	9,476	
April	10,323	
May	10,494	
June	10,506	

QUALITY

	Quantity	Base Number	Contract	AT	Region	England
% of FP17s for the same patient ID Re-attending within 3 months - Children	18	401	4.5%	9.8%	12.2%	11.6%
% of FP17s for the same patient ID Re-attending within 3 months - Adults	267	2,004	13.3%	13.9%	15.8%	15.5%
% of FP17s for the same patient ID Re-attending between 3 & 9 months - Children	224	401	55.9%	56.9%	60.3%	58.8%
% of FP17s for the same patient ID Re-attending between 3 & 9 months - Adults	1,095	2,004	54.6%	52.8%	53.5%	51.1%
% of FP17s for Band 1 Urgent Courses	13	2,022	0.6%	8.0%	9.1%	9.0%
% of FP17s Relating to Free Repair or Replacements	6	2,022	0.3%	1.1%	1.0%	0.8%
% of FP17s Relating to Continuations	63	2,022	3.1%	1.2%	1.0%	0.9%
% of Patients satisfied with the dentistry they have received	2	2	N/A	94.7%	93.6%	93.3%
% of Patients satisfied with the time they had to wait for an appointment	2	2	N/A	91.4%	89.8%	88.9%

* This is based on patients treated on this contract for their most recent course of treatment. Figures in italics indicate the base number of FP17s or Patient Questionnaire responses are less than 100. N/A is shown where the base number of responses is less than 10 during the period. % is calculated as Quantity/Base number*100

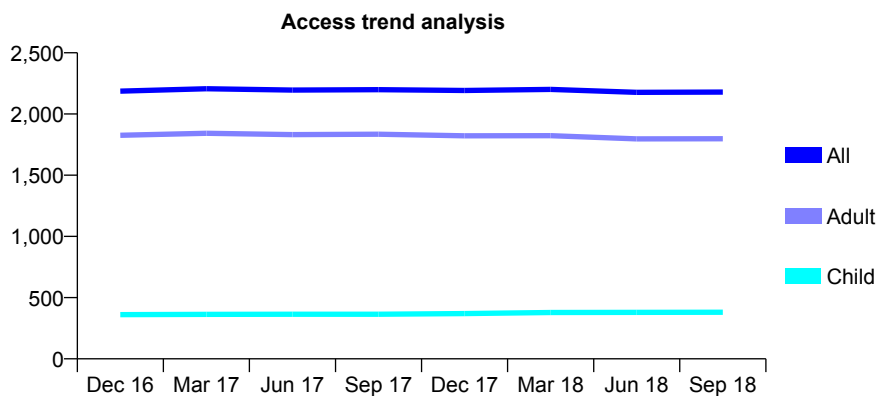
Q49 - Vital Signs At a Glance Contract Report for 912948/0001 - September 2018

Name or company name	MR MF LEE
Contract type name	GDS Contract
Purpose of contract	General
Contract start date	01/04/2006
Contract end date	

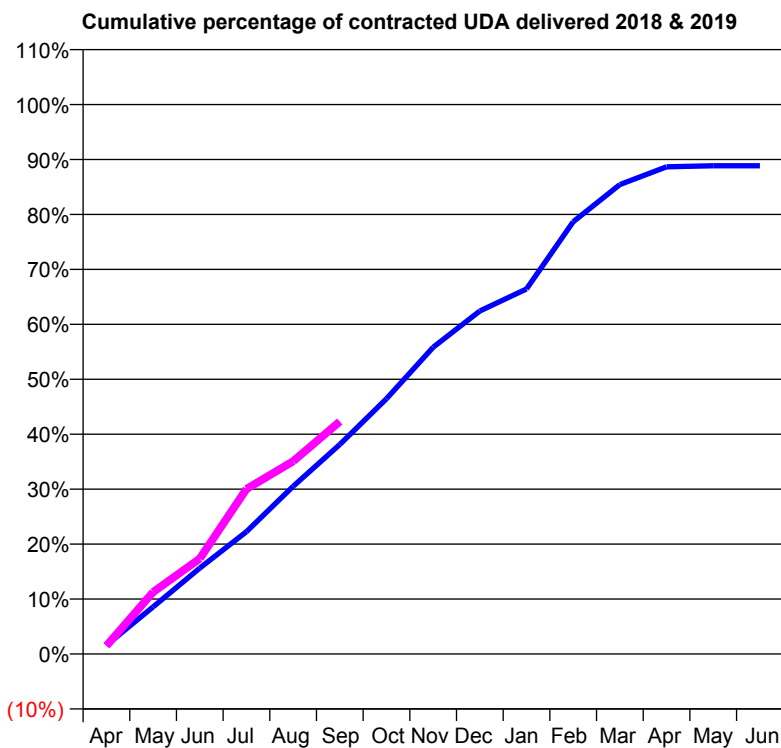
18/19 Contracted general activity (UDA)	6,547
Carry forward general activity (UDA)	0
18/19 Contracted orthodontic activity (UOA)	0
Carry forward orthodontic activity (UOA)	0
Baseline contract value	£172,731.03

ACCESS*

Patients seen in 24 months	Total	Change since previous quarter
Quarter ending September 2017	2,199	
Quarter ending December 2017	2,192	→
Quarter ending March 2018	2,201	→
Quarter ending June 2018	2,177	↓
Quarter ending September 2018	2,179	→
Variance since September 2017	(0.9%)	→



ACTIVITY



Month	Adjusted Scheduled Activity (UDA)	
	2018	2019
April	106	98
May	561	738
June	1,024	1,136
July	1,458	1,966
August	1,998	2,296
September	2,496	2,771
October	3,042	
November	3,655	
December	4,087	
January	4,350	
February	5,150	
March	5,593	
April	5,804	
May	5,817	
June	5,817	

QUALITY

	Quantity	Base Number	Contract	AT	Region	England
% of FP17s for the same patient ID Re-attending within 3 months - Children	14	264	5.3%	9.8%	12.2%	11.6%
% of FP17s for the same patient ID Re-attending within 3 months - Adults	115	988	11.6%	13.9%	15.8%	15.5%
% of FP17s for the same patient ID Re-attending between 3 & 9 months - Children	104	264	39.4%	56.9%	60.3%	58.8%
% of FP17s for the same patient ID Re-attending between 3 & 9 months - Adults	435	988	44.0%	52.8%	53.5%	51.1%
% of FP17s for Band 1 Urgent Courses	78	1,157	6.7%	8.0%	9.1%	9.0%
% of FP17s Relating to Free Repair or Replacements	1	1,157	0.1%	1.1%	1.0%	0.8%
% of FP17s Relating to Continuations	2	1,157	0.2%	1.2%	1.0%	0.9%
% of Patients satisfied with the dentistry they have received	0	0	N/A	94.7%	93.6%	93.3%
% of Patients satisfied with the time they had to wait for an appointment	0	0	N/A	91.4%	89.8%	88.9%

* This is based on patients treated on this contract for their most recent course of treatment. Figures in italics indicate the base number of FP17s or Patient Questionnaire responses are less than 100. N/A is shown where the base number of responses is less than 10 during the period. % is calculated as Quantity/Base number*100

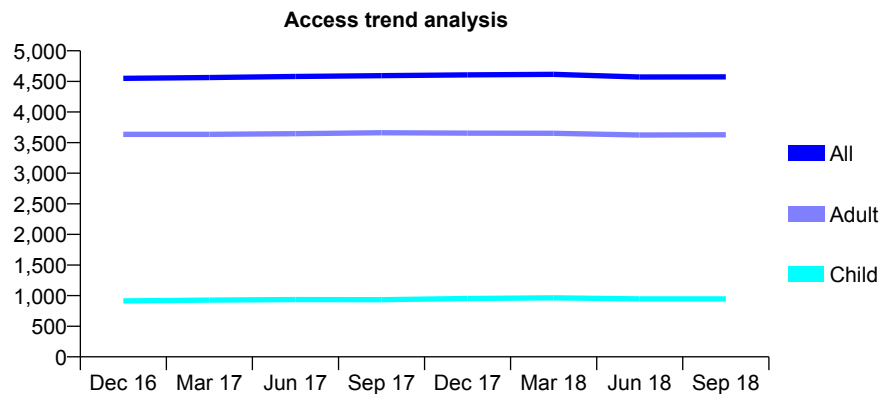
Q49 - Vital Signs At a Glance Contract Report for 914223/0001 - September 2018

Name or company name	MR S TAYLOR
Contract type name	GDS Contract
Purpose of contract	General
Contract start date	01/04/2006
Contract end date	

18/19 Contracted general activity (UDA)	12,600
Carry forward general activity (UDA)	343
18/19 Contracted orthodontic activity (UOA)	0
Carry forward orthodontic activity (UOA)	0
Baseline contract value	£374,782.44

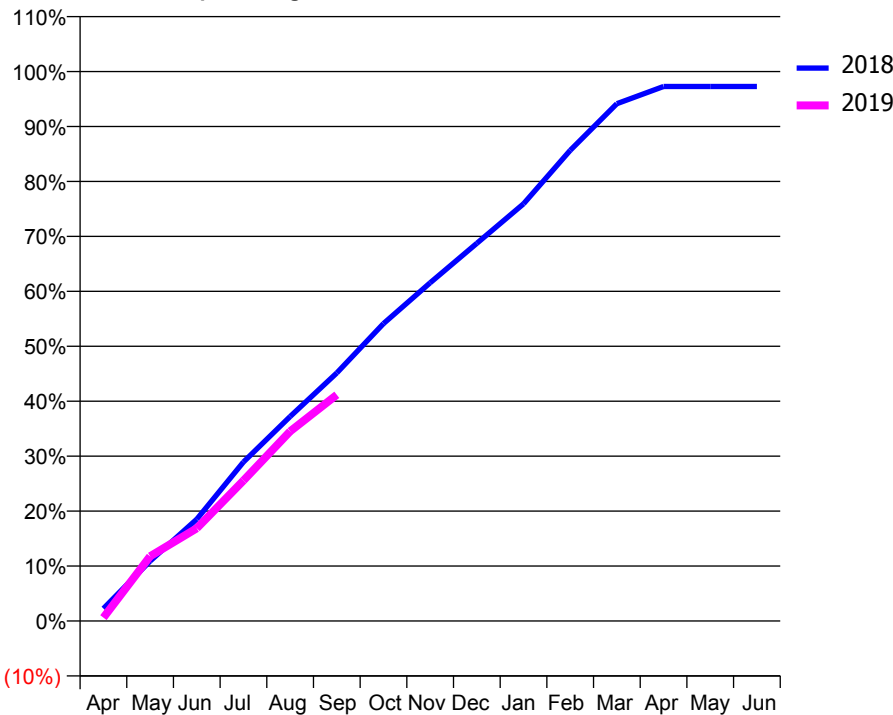
ACCESS*

Patients seen in 24 months	Total	Change since previous quarter
Quarter ending September 2017	4,594	
Quarter ending December 2017	4,607	→
Quarter ending March 2018	4,615	→
Quarter ending June 2018	4,571	→
Quarter ending September 2018	4,575	→
Variance since September 2017	(0.4%)	→



ACTIVITY

Cumulative percentage of contracted UDA delivered 2018 & 2019



Month	Adjusted Scheduled Activity (UDA)	
	2018	2019
April	285	79
May	1,374	1,486
June	2,334	2,128
July	3,646	3,221
August	4,689	4,349
September	5,688	5,188
October	6,820	
November	7,754	
December	8,661	
January	9,567	
February	10,793	
March	11,863	
April	12,257	
May	12,257	
June	12,257	

QUALITY

	Quantity	Base Number	Contract	AT	Region	England
% of FP17s for the same patient ID Re-attending within 3 months - Children	40	705	5.7%	9.8%	12.2%	11.6%
% of FP17s for the same patient ID Re-attending within 3 months - Adults	318	2,658	12.0%	13.9%	15.8%	15.5%
% of FP17s for the same patient ID Re-attending between 3 & 9 months - Children	460	705	65.2%	56.9%	60.3%	58.8%
% of FP17s for the same patient ID Re-attending between 3 & 9 months - Adults	1,689	2,658	63.5%	52.8%	53.5%	51.1%
% of FP17s for Band 1 Urgent Courses	120	3,175	3.8%	8.0%	9.1%	9.0%
% of FP17s Relating to Free Repair or Replacements	49	3,175	1.5%	1.1%	1.0%	0.8%
% of FP17s Relating to Continuations	48	3,175	1.5%	1.2%	1.0%	0.9%
% of Patients satisfied with the dentistry they have received	4	4	N/A	94.7%	93.6%	93.3%
% of Patients satisfied with the time they had to wait for an appointment	4	4	N/A	91.4%	89.8%	88.9%

* This is based on patients treated on this contract for their most recent course of treatment. Figures in italics indicate the base number of FP17s or Patient Questionnaire responses are less than 100. N/A is shown where the base number of responses is less than 10 during the period. % is calculated as Quantity/Base number*100

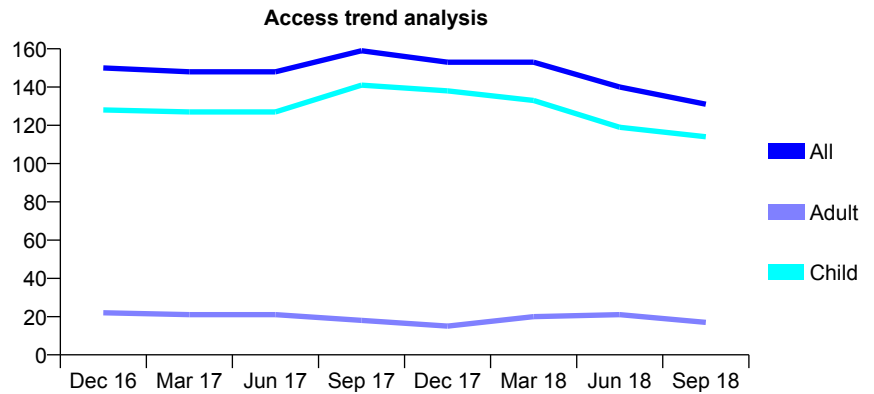
Q49 - Vital Signs At a Glance Contract Report for 914797/0001 - September 2018

Name or company name	MR RJ PARKER
Contract type name	GDS Contract
Purpose of contract	General and Orthodontic
Contract start date	01/04/2006
Contract end date	

18/19 Contracted general activity (UDA)	300
Carry forward general activity (UDA)	-2
18/19 Contracted orthodontic activity (UOA)	810
Carry forward orthodontic activity (UOA)	0
Baseline contract value	£59,882.66

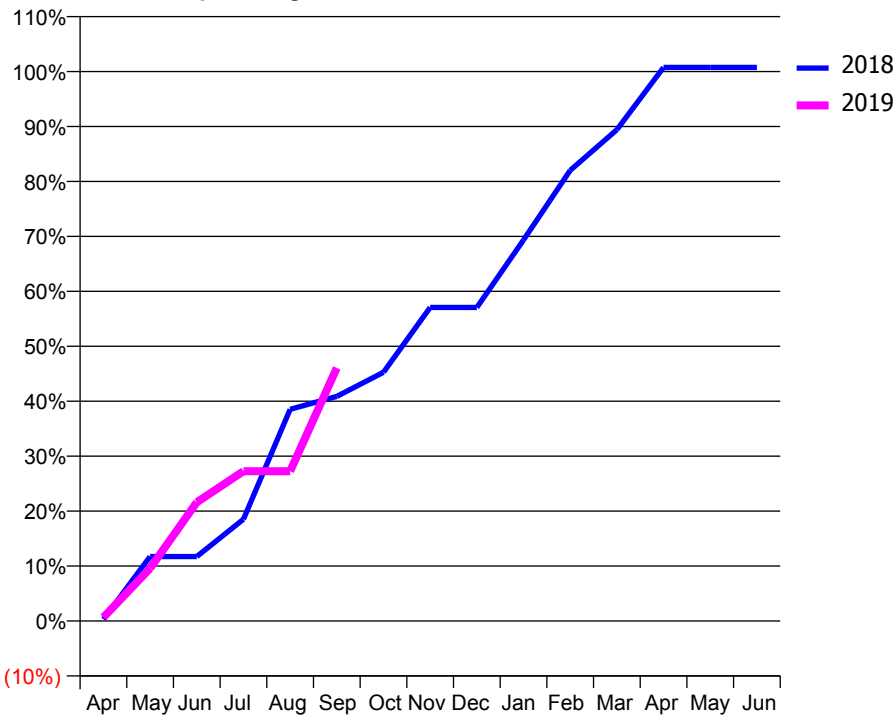
ACCESS*

Patients seen in 24 months	Total	Change since previous quarter
Quarter ending September 2017	159	
Quarter ending December 2017	153	↓
Quarter ending March 2018	153	→
Quarter ending June 2018	140	↓
Quarter ending September 2018	131	↓
Variance since September 2017	(17.6%)	↓



ACTIVITY

Cumulative percentage of contracted UDA delivered 2018 & 2019



Month	Adjusted Scheduled Activity (UDA)	
	2018	2019
April	1	2
May	35	29
June	35	65
July	56	82
August	116	82
September	123	138
October	136	
November	171	
December	171	
January	208	
February	246	
March	268	
April	302	
May	302	
June	302	

QUALITY

	Quantity	Base Number	Contract	AT	Region	England
% of FP17s for the same patient ID Re-attending within 3 months - Children	16	185	8.6%	9.8%	12.2%	11.6%
% of FP17s for the same patient ID Re-attending within 3 months - Adults	0	2	0.0%	13.9%	15.8%	15.5%
% of FP17s for the same patient ID Re-attending between 3 & 9 months - Children	84	185	45.4%	56.9%	60.3%	58.8%
% of FP17s for the same patient ID Re-attending between 3 & 9 months - Adults	0	2	0.0%	52.8%	53.5%	51.1%
% of FP17s for Band 1 Urgent Courses	6	83	7.2%	8.0%	9.1%	9.0%
% of FP17s Relating to Free Repair or Replacements	0	83	0.0%	1.1%	1.0%	0.8%
% of FP17s Relating to Continuations	0	83	0.0%	1.2%	1.0%	0.9%
% of Patients satisfied with the dentistry they have received	0	0	N/A	94.7%	93.6%	93.3%
% of Patients satisfied with the time they had to wait for an appointment	0	0	N/A	91.4%	89.8%	88.9%

* This is based on patients treated on this contract for their most recent course of treatment. Figures in italics indicate the base number of FP17s or Patient Questionnaire responses are less than 100. N/A is shown where the base number of responses is less than 10 during the period. % is calculated as Quantity/Base number*100

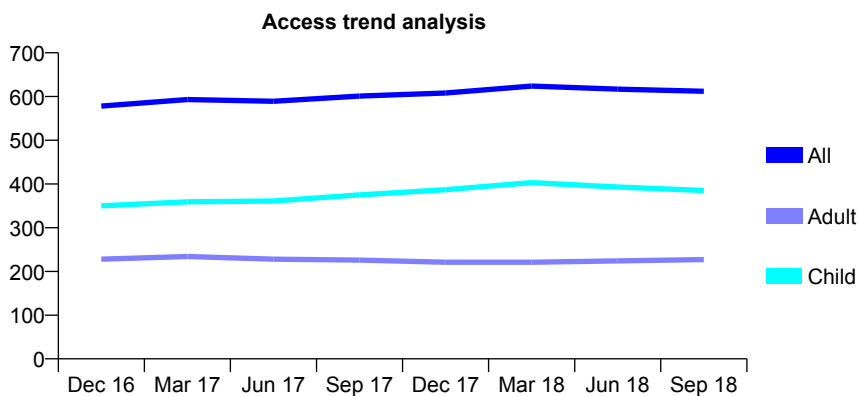
Q49 - Vital Signs At a Glance Contract Report for 916870/0001 - September 2018

Name or company name	MR WD DOBLE
Contract type name	GDS Contract
Purpose of contract	General and Orthodontic
Contract start date	01/10/2013
Contract end date	

18/19 Contracted general activity (UDA)	1,921
Carry forward general activity (UDA)	0
18/19 Contracted orthodontic activity (UOA)	0
Carry forward orthodontic activity (UOA)	0
Baseline contract value	£47,557.69

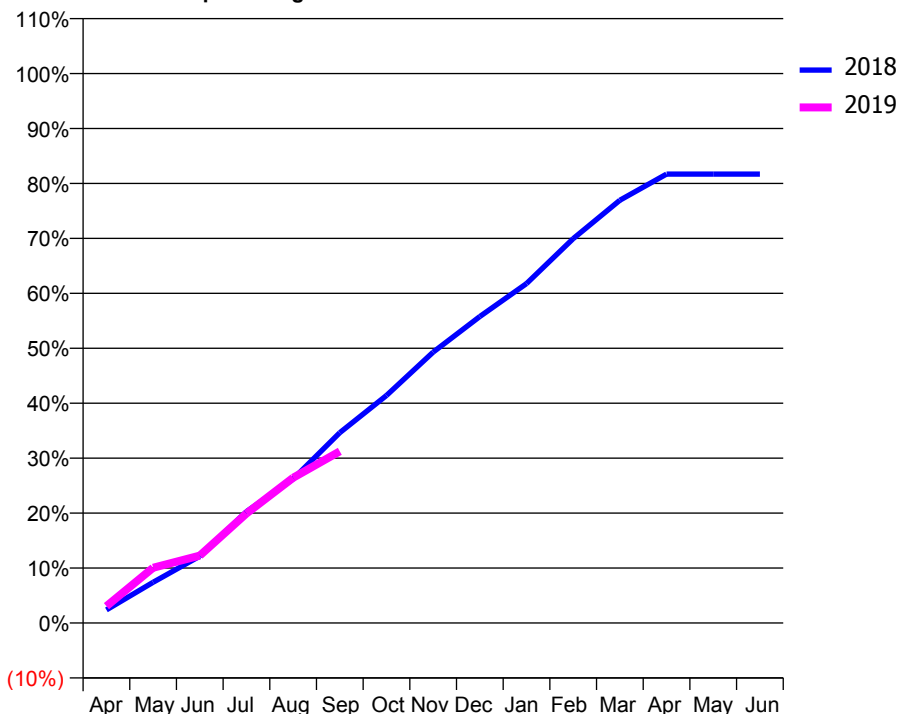
ACCESS*

Patients seen in 24 months	Total	Change since previous quarter
Quarter ending September 2017	601	
Quarter ending December 2017	608	→
Quarter ending March 2018	624	↑
Quarter ending June 2018	617	↓
Quarter ending September 2018	612	→
Variance since September 2017	1.8%	→



ACTIVITY

Cumulative percentage of contracted UDA delivered 2018 & 2019



Adjusted Scheduled Activity (UDA)

Month	2018	2019
April	46	59
May	143	193
June	234	236
July	389	383
August	504	508
September	665	600
October	795	
November	947	
December	1,071	
January	1,187	
February	1,344	
March	1,478	
April	1,569	
May	1,569	
June	1,569	

QUALITY

	Quantity	Base Number	Contract	AT	Region	England
% of FP17s for the same patient ID Re-attending within 3 months - Children	36	342	10.5%	9.8%	12.2%	11.6%
% of FP17s for the same patient ID Re-attending within 3 months - Adults	10	130	7.7%	13.9%	15.8%	15.5%
% of FP17s for the same patient ID Re-attending between 3 & 9 months - Children	264	342	77.2%	56.9%	60.3%	58.8%
% of FP17s for the same patient ID Re-attending between 3 & 9 months - Adults	99	130	76.2%	52.8%	53.5%	51.1%
% of FP17s for Band 1 Urgent Courses	12	413	2.9%	8.0%	9.1%	9.0%
% of FP17s Relating to Free Repair or Replacements	0	413	0.0%	1.1%	1.0%	0.8%
% of FP17s Relating to Continuations	0	413	0.0%	1.2%	1.0%	0.9%
% of Patients satisfied with the dentistry they have received	0	0	N/A	94.7%	93.6%	93.3%
% of Patients satisfied with the time they had to wait for an appointment	0	0	N/A	91.4%	89.8%	88.9%

* This is based on patients treated on this contract for their most recent course of treatment. Figures in italics indicate the base number of FP17s or Patient Questionnaire responses are less than 100. N/A is shown where the base number of responses is less than 10 during the period. % is calculated as Quantity/Base number*100

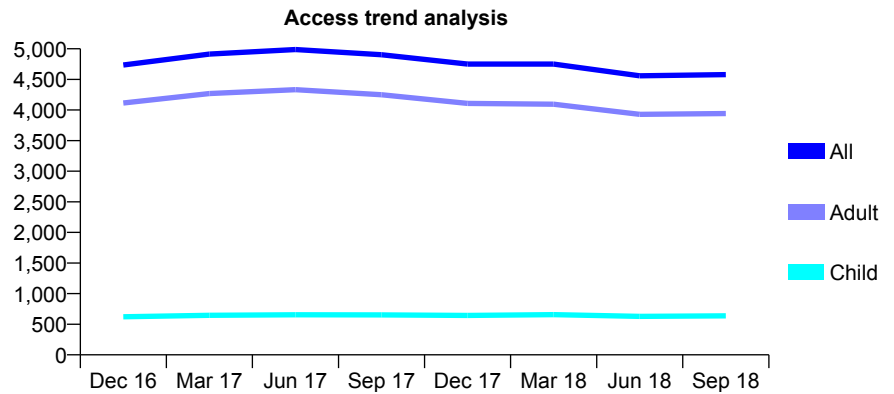
Q49 - Vital Signs At a Glance Contract Report for 917427/0003 - September 2018

Name or company name	MR P BRANTINGHAM
Contract type name	GDS Contract
Purpose of contract	General
Contract start date	01/04/2006
Contract end date	

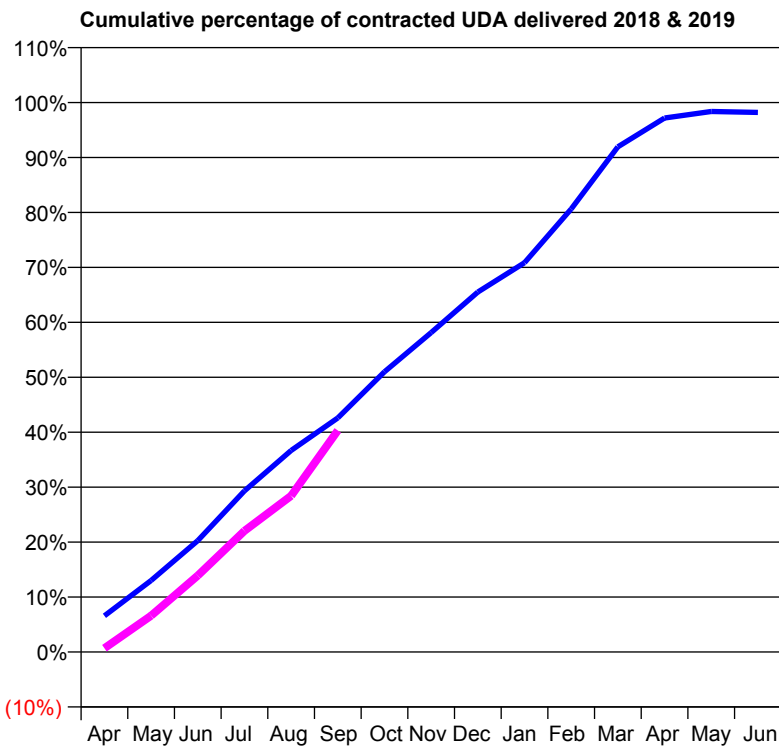
18/19 Contracted general activity (UDA)	13,884
Carry forward general activity (UDA)	250
18/19 Contracted orthodontic activity (UOA)	0
Carry forward orthodontic activity (UOA)	0
Baseline contract value	£457,540.99

ACCESS*

Patients seen in 24 months	Total	Change since previous quarter
Quarter ending September 2017	4,903	
Quarter ending December 2017	4,750	↓
Quarter ending March 2018	4,750	→
Quarter ending June 2018	4,558	↓
Quarter ending September 2018	4,579	→
Variance since September 2017	(6.6%)	↓



ACTIVITY



Month	Adjusted Scheduled Activity (UDA)	
	2018	2019
April	914	95
May	1,806	920
June	2,816	1,933
July	4,073	3,062
August	5,091	3,949
September	5,916	5,597
October	7,079	
November	8,071	
December	9,096	
January	9,837	
February	11,193	
March	12,766	
April	13,491	
May	13,658	
June	13,634	

QUALITY

	Quantity	Base Number	Contract	AT	Region	England
% of FP17s for the same patient ID Re-attending within 3 months - Children	38	492	7.7%	9.8%	12.2%	11.6%
% of FP17s for the same patient ID Re-attending within 3 months - Adults	440	2,439	18.0%	13.9%	15.8%	15.5%
% of FP17s for the same patient ID Re-attending between 3 & 9 months - Children	278	492	56.5%	56.9%	60.3%	58.8%
% of FP17s for the same patient ID Re-attending between 3 & 9 months - Adults	1,098	2,439	45.0%	52.8%	53.5%	51.1%
% of FP17s for Band 1 Urgent Courses	208	2,615	8.0%	8.0%	9.1%	9.0%
% of FP17s Relating to Free Repair or Replacements	31	2,615	1.2%	1.1%	1.0%	0.8%
% of FP17s Relating to Continuations	96	2,615	3.7%	1.2%	1.0%	0.9%
% of Patients satisfied with the dentistry they have received	3	3	N/A	94.7%	93.6%	93.3%
% of Patients satisfied with the time they had to wait for an appointment	3	3	N/A	91.4%	89.8%	88.9%

* This is based on patients treated on this contract for their most recent course of treatment. Figures in italics indicate the base number of FP17s or Patient Questionnaire responses are less than 100. N/A is shown where the base number of responses is less than 10 during the period. % is calculated as Quantity/Base number*100

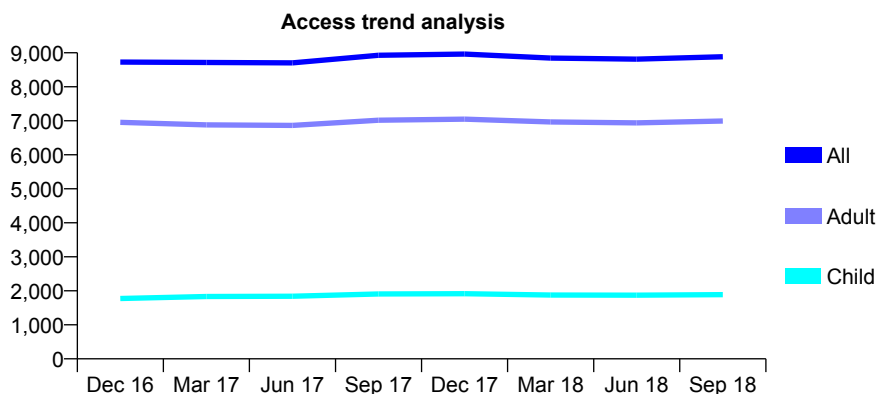
Q49 - Vital Signs At a Glance Contract Report for 917427/0004 - September 2018

Name or company name	MR P BRANTINGHAM
Contract type name	GDS Contract
Purpose of contract	General
Contract start date	01/04/2006
Contract end date	

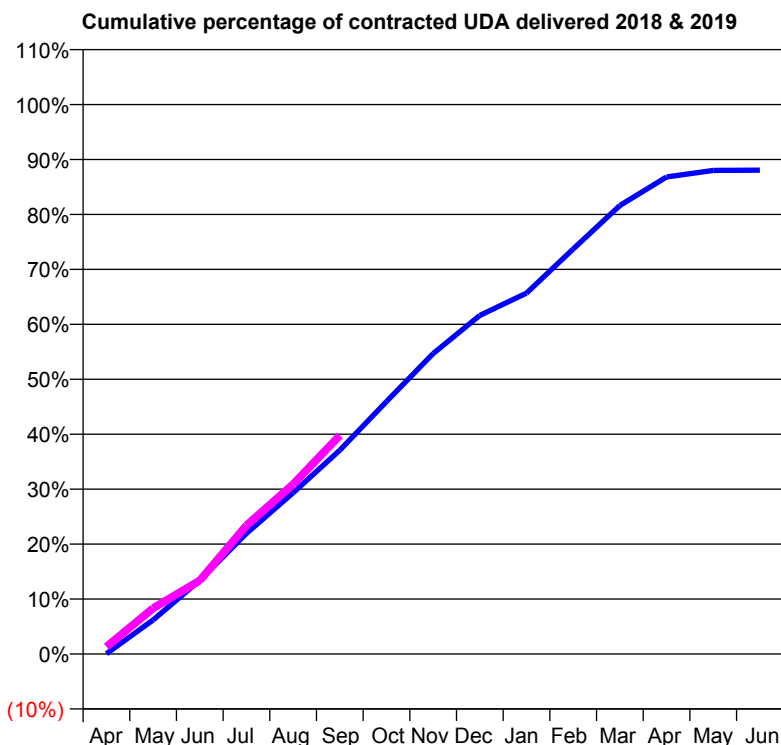
18/19 Contracted general activity (UDA)	32,087
Carry forward general activity (UDA)	0
18/19 Contracted orthodontic activity (UOA)	0
Carry forward orthodontic activity (UOA)	0
Baseline contract value	£964,410.55

ACCESS*

Patients seen in 24 months	Total	Change since previous quarter
Quarter ending September 2017	8,927	
Quarter ending December 2017	8,964	→
Quarter ending March 2018	8,845	↓
Quarter ending June 2018	8,813	→
Quarter ending September 2018	8,883	→
Variance since September 2017	(0.5%)	→



ACTIVITY



Month	Adjusted Scheduled Activity (UDA)	
	2018	2019
April	19	425
May	1,989	2,673
June	4,306	4,291
July	7,041	7,509
August	9,421	9,914
September	11,904	12,769
October	14,741	
November	17,549	
December	19,774	
January	21,076	
February	23,653	
March	26,186	
April	27,856	
May	28,241	
June	28,254	

QUALITY

	Quantity	Base Number	Contract	AT	Region	England
% of FP17s for the same patient ID Re-attending within 3 months - Children	160	1,374	11.6%	9.8%	12.2%	11.6%
% of FP17s for the same patient ID Re-attending within 3 months - Adults	869	4,581	19.0%	13.9%	15.8%	15.5%
% of FP17s for the same patient ID Re-attending between 3 & 9 months - Children	640	1,374	46.6%	56.9%	60.3%	58.8%
% of FP17s for the same patient ID Re-attending between 3 & 9 months - Adults	2,115	4,581	46.2%	52.8%	53.5%	51.1%
% of FP17s for Band 1 Urgent Courses	568	5,309	10.7%	8.0%	9.1%	9.0%
% of FP17s Relating to Free Repair or Replacements	118	5,309	2.2%	1.1%	1.0%	0.8%
% of FP17s Relating to Continuations	151	5,309	2.8%	1.2%	1.0%	0.9%
% of Patients satisfied with the dentistry they have received	1	1	N/A	94.7%	93.6%	93.3%
% of Patients satisfied with the time they had to wait for an appointment	1	1	N/A	91.4%	89.8%	88.9%

* This is based on patients treated on this contract for their most recent course of treatment. Figures in italics indicate the base number of FP17s or Patient Questionnaire responses are less than 100. N/A is shown where the base number of responses is less than 10 during the period. % is calculated as Quantity/Base number*100

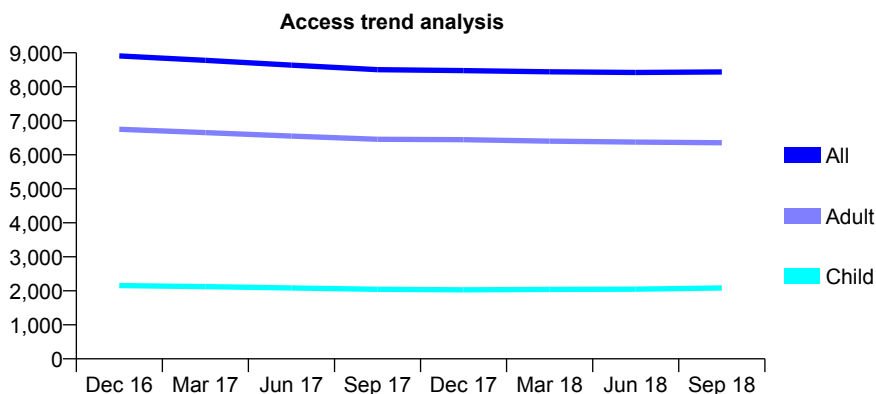
Q49 - Vital Signs At a Glance Contract Report for 920045/0002 - September 2018

Name or company name	MRS PA DODD
Contract type name	GDS Contract
Purpose of contract	General and Orthodontic
Contract start date	01/04/2006
Contract end date	

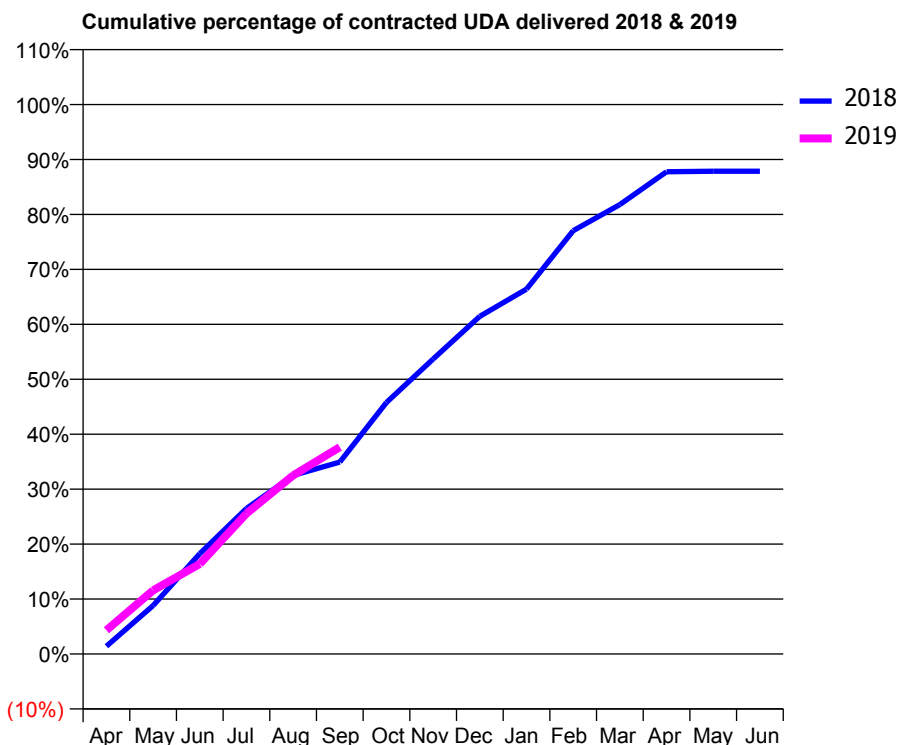
18/19 Contracted general activity (UDA)	23,381
Carry forward general activity (UDA)	0
18/19 Contracted orthodontic activity (UOA)	0
Carry forward orthodontic activity (UOA)	0
Baseline contract value	£569,713.33

ACCESS*

Patients seen in 24 months	Total	Change since previous quarter
Quarter ending September 2017	8,502	
Quarter ending December 2017	8,476	→
Quarter ending March 2018	8,441	→
Quarter ending June 2018	8,422	→
Quarter ending September 2018	8,439	→
Variance since September 2017	(0.7%)	→



ACTIVITY



Month	Adjusted Scheduled Activity (UDA)	
	2018	2019
April	337	1,015
May	2,096	2,708
June	4,335	3,831
July	6,283	5,979
August	7,714	7,603
September	8,288	8,804
October	10,862	
November	12,739	
December	14,582	
January	15,756	
February	18,284	
March	19,410	
April	20,827	
May	20,848	
June	20,848	

QUALITY

	Quantity	Base Number	Contract	AT	Region	England
% of FP17s for the same patient ID Re-attending within 3 months - Children	88	1,765	5.0%	9.8%	12.2%	11.6%
% of FP17s for the same patient ID Re-attending within 3 months - Adults	300	4,659	6.4%	13.9%	15.8%	15.5%
% of FP17s for the same patient ID Re-attending between 3 & 9 months - Children	1,157	1,765	65.6%	56.9%	60.3%	58.8%
% of FP17s for the same patient ID Re-attending between 3 & 9 months - Adults	3,136	4,659	67.3%	52.8%	53.5%	51.1%
% of FP17s for Band 1 Urgent Courses	232	4,766	4.9%	8.0%	9.1%	9.0%
% of FP17s Relating to Free Repair or Replacements	24	4,766	0.5%	1.1%	1.0%	0.8%
% of FP17s Relating to Continuations	5	4,766	0.1%	1.2%	1.0%	0.9%
% of Patients satisfied with the dentistry they have received	5	5	N/A	94.7%	93.6%	93.3%
% of Patients satisfied with the time they had to wait for an appointment	5	5	N/A	91.4%	89.8%	88.9%

* This is based on patients treated on this contract for their most recent course of treatment. Figures in italics indicate the base number of FP17s or Patient Questionnaire responses are less than 100. N/A is shown where the base number of responses is less than 10 during the period. % is calculated as Quantity/Base number*100

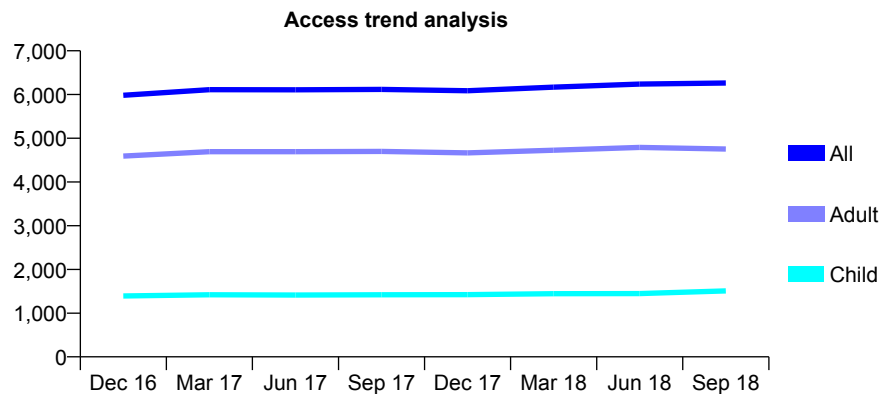
Q49 - Vital Signs At a Glance Contract Report for 925705/0001 - September 2018

Name or company name	MR SA EABORN
Contract type name	GDS Contract
Purpose of contract	General
Contract start date	01/04/2006
Contract end date	

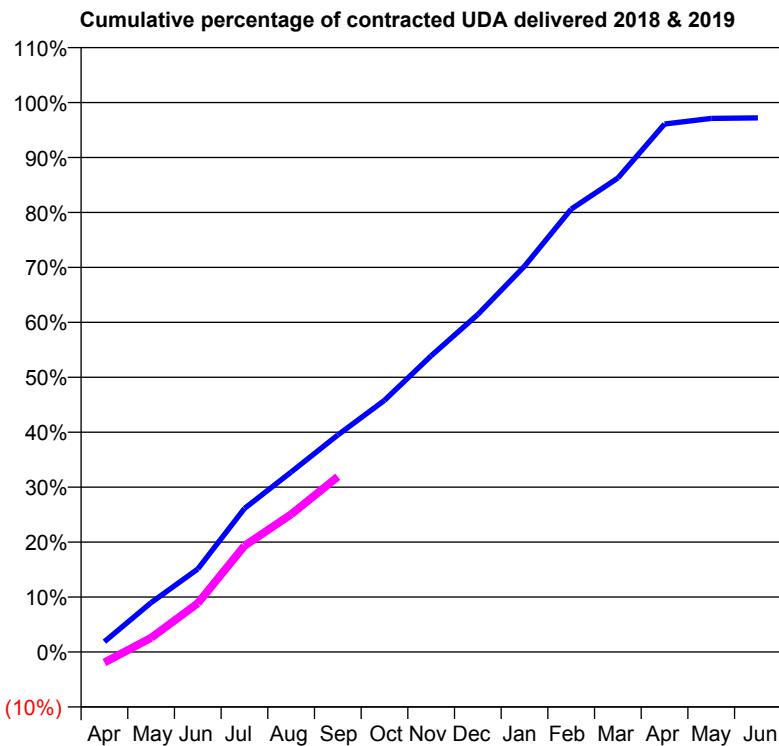
18/19 Contracted general activity (UDA)	16,440
Carry forward general activity (UDA)	458
18/19 Contracted orthodontic activity (UOA)	0
Carry forward orthodontic activity (UOA)	0
Baseline contract value	£440,231.74

ACCESS*

Patients seen in 24 months	Total	Change since previous quarter
Quarter ending September 2017	6,117	
Quarter ending December 2017	6,087	→
Quarter ending March 2018	6,170	→
Quarter ending June 2018	6,238	→
Quarter ending September 2018	6,262	→
Variance since September 2017	2.4%	↑



ACTIVITY



Adjusted Scheduled Activity (UDA)		
Month	2018	2019
April	309	-316
May	1,479	427
June	2,484	1,457
July	4,296	3,179
August	5,382	4,121
September	6,492	5,246
October	7,532	
November	8,861	
December	10,100	
January	11,544	
February	13,250	
March	14,182	
April	15,798	
May	15,964	
June	15,982	

QUALITY

	Quantity	Base Number	Contract	AT	Region	England
% of FP17s for the same patient ID Re-attending within 3 months - Children	48	835	5.7%	9.8%	12.2%	11.6%
% of FP17s for the same patient ID Re-attending within 3 months - Adults	384	2,697	14.2%	13.9%	15.8%	15.5%
% of FP17s for the same patient ID Re-attending between 3 & 9 months - Children	373	835	44.7%	56.9%	60.3%	58.8%
% of FP17s for the same patient ID Re-attending between 3 & 9 months - Adults	1,181	2,697	43.8%	52.8%	53.5%	51.1%
% of FP17s for Band 1 Urgent Courses	242	2,752	8.8%	8.0%	9.1%	9.0%
% of FP17s Relating to Free Repair or Replacements	43	2,752	1.6%	1.1%	1.0%	0.8%
% of FP17s Relating to Continuations	33	2,752	1.2%	1.2%	1.0%	0.9%
% of Patients satisfied with the dentistry they have received	5	5	N/A	94.7%	93.6%	93.3%
% of Patients satisfied with the time they had to wait for an appointment	5	5	N/A	91.4%	89.8%	88.9%

* This is based on patients treated on this contract for their most recent course of treatment. Figures in italics indicate the base number of FP17s or Patient Questionnaire responses are less than 100. N/A is shown where the base number of responses is less than 10 during the period. % is calculated as Quantity/Base number*100

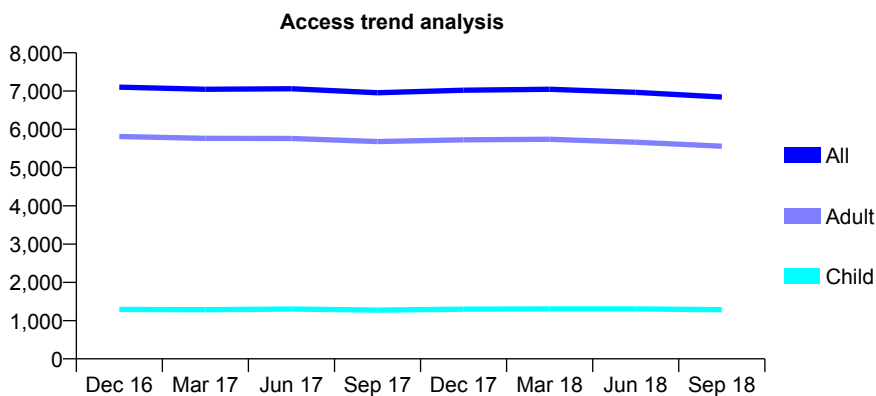
Q49 - Vital Signs At a Glance Contract Report for 933406/0001 - September 2018

Name or company name	MR JI SYKES
Contract type name	GDS Contract
Purpose of contract	General
Contract start date	11/08/2007
Contract end date	

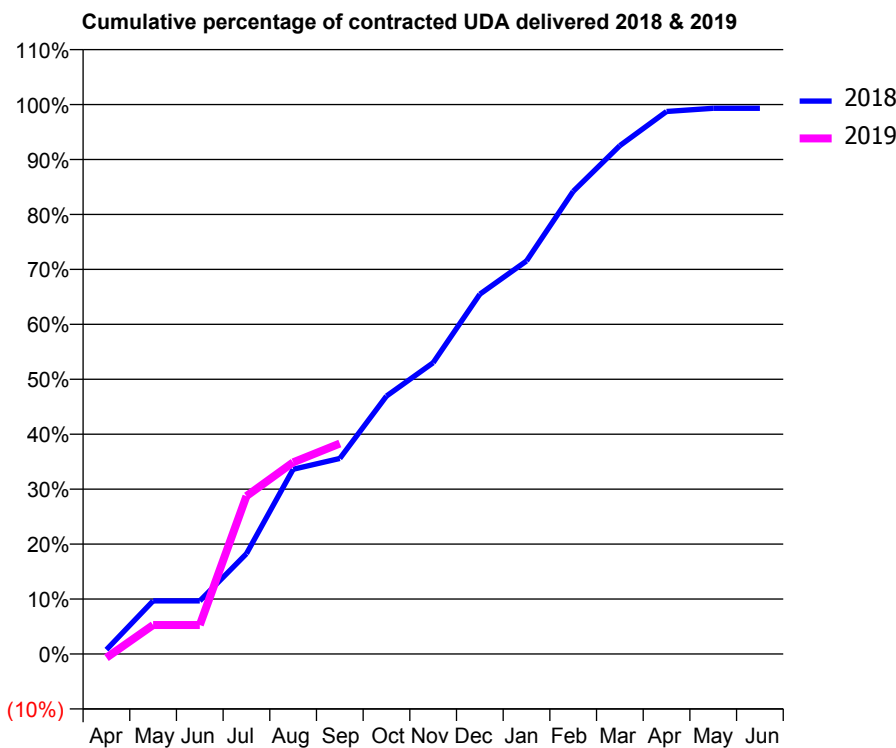
18/19 Contracted general activity (UDA)	19,332
Carry forward general activity (UDA)	134
18/19 Contracted orthodontic activity (UOA)	0
Carry forward orthodontic activity (UOA)	0
Baseline contract value	£434,385.99

ACCESS*

Patients seen in 24 months	Total	Change since previous quarter
Quarter ending September 2017	6,955	
Quarter ending December 2017	7,023	→
Quarter ending March 2018	7,048	→
Quarter ending June 2018	6,966	↓
Quarter ending September 2018	6,844	↓
Variance since September 2017	(1.6%)	↓



ACTIVITY



Adjusted Scheduled Activity (UDA)		
Month	2018	2019
April	153	-134
May	1,871	1,020
June	1,871	1,020
July	3,530	5,556
August	6,500	6,744
September	6,881	7,405
October	9,074	
November	10,250	
December	12,660	
January	13,830	
February	16,276	
March	17,883	
April	19,087	
May	19,198	
June	19,198	

QUALITY

	Quantity	Base Number	Contract	AT	Region	England
% of FP17s for the same patient ID Re-attending within 3 months - Children	55	851	6.5%	9.8%	12.2%	11.6%
% of FP17s for the same patient ID Re-attending within 3 months - Adults	395	3,139	12.6%	13.9%	15.8%	15.5%
% of FP17s for the same patient ID Re-attending between 3 & 9 months - Children	558	851	65.6%	56.9%	60.3%	58.8%
% of FP17s for the same patient ID Re-attending between 3 & 9 months - Adults	1,498	3,139	47.7%	52.8%	53.5%	51.1%
% of FP17s for Band 1 Urgent Courses	306	3,508	8.7%	8.0%	9.1%	9.0%
% of FP17s Relating to Free Repair or Replacements	75	3,508	2.1%	1.1%	1.0%	0.8%
% of FP17s Relating to Continuations	40	3,508	1.1%	1.2%	1.0%	0.9%
% of Patients satisfied with the dentistry they have received	4	4	N/A	94.7%	93.6%	93.3%
% of Patients satisfied with the time they had to wait for an appointment	3	4	N/A	91.4%	89.8%	88.9%

* This is based on patients treated on this contract for their most recent course of treatment. Figures in italics indicate the base number of FP17s or Patient Questionnaire responses are less than 100. N/A is shown where the base number of responses is less than 10 during the period. % is calculated as Quantity/Base number*100

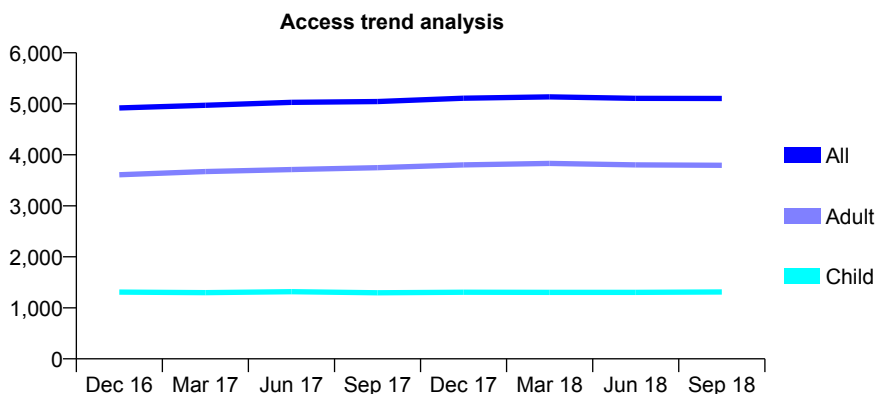
Q49 - Vital Signs At a Glance Contract Report for 934518/0001 - September 2018

Name or company name	Mrs J D Black and Mr G Cowie
Contract type name	GDS Contract
Purpose of contract	General
Contract start date	01/04/2006
Contract end date	

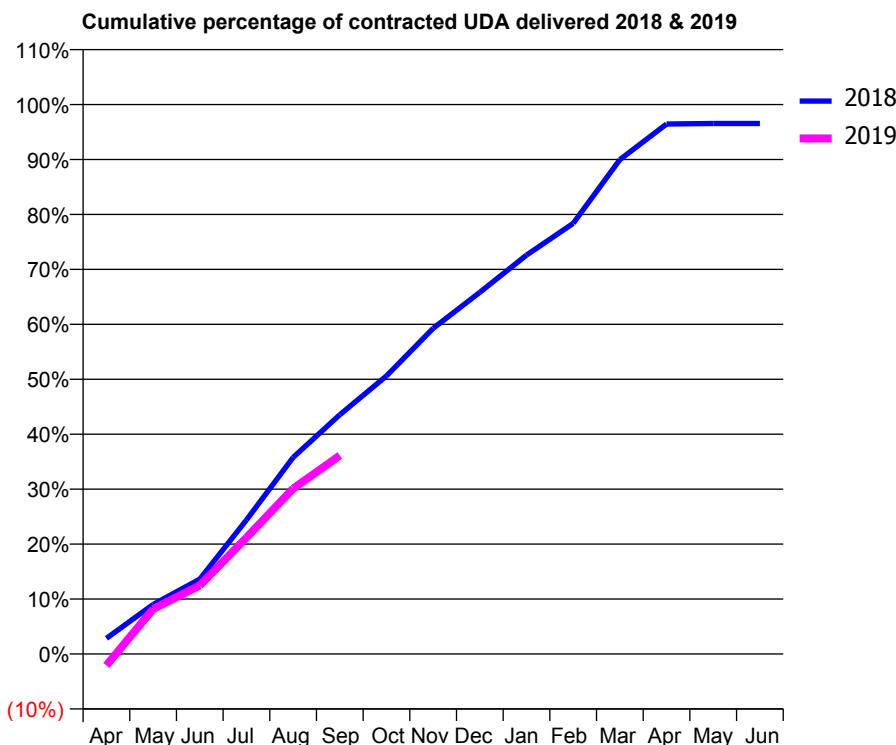
18/19 Contracted general activity (UDA)	16,216
Carry forward general activity (UDA)	599
18/19 Contracted orthodontic activity (UOA)	0
Carry forward orthodontic activity (UOA)	0
Baseline contract value	£436,049.69

ACCESS*

Patients seen in 24 months	Total	Change since previous quarter
Quarter ending September 2017	5,044	
Quarter ending December 2017	5,110	→
Quarter ending March 2018	5,136	→
Quarter ending June 2018	5,106	→
Quarter ending September 2018	5,105	→
Variance since September 2017	1.2%	→



ACTIVITY



Month	Adjusted Scheduled Activity (UDA)	
	2018	2019
April	464	-340
May	1,462	1,329
June	2,210	2,024
July	3,955	3,433
August	5,803	4,881
September	7,060	5,858
October	8,206	
November	9,612	
December	10,674	
January	11,771	
February	12,710	
March	14,589	
April	15,639	
May	15,657	
June	15,657	

QUALITY

	Quantity	Base Number	Contract	AT	Region	England
% of FP17s for the same patient ID Re-attending within 3 months - Children	64	894	7.2%	9.8%	12.2%	11.6%
% of FP17s for the same patient ID Re-attending within 3 months - Adults	283	2,260	12.5%	13.9%	15.8%	15.5%
% of FP17s for the same patient ID Re-attending between 3 & 9 months - Children	459	894	51.3%	56.9%	60.3%	58.8%
% of FP17s for the same patient ID Re-attending between 3 & 9 months - Adults	1,064	2,260	47.1%	52.8%	53.5%	51.1%
% of FP17s for Band 1 Urgent Courses	176	2,774	6.3%	8.0%	9.1%	9.0%
% of FP17s Relating to Free Repair or Replacements	31	2,774	1.1%	1.1%	1.0%	0.8%
% of FP17s Relating to Continuations	13	2,774	0.5%	1.2%	1.0%	0.9%
% of Patients satisfied with the dentistry they have received	5	5	N/A	94.7%	93.6%	93.3%
% of Patients satisfied with the time they had to wait for an appointment	5	5	N/A	91.4%	89.8%	88.9%

* This is based on patients treated on this contract for their most recent course of treatment. Figures in italics indicate the base number of FP17s or Patient Questionnaire responses are less than 100. N/A is shown where the base number of responses is less than 10 during the period. % is calculated as Quantity/Base number*100

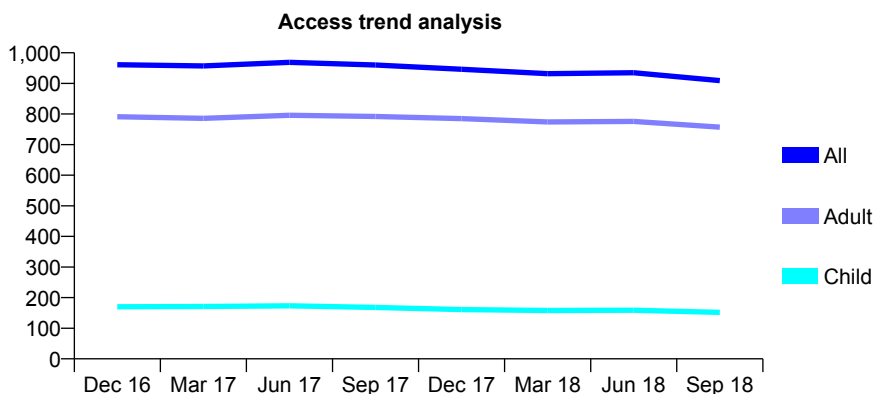
Q49 - Vital Signs At a Glance Contract Report for 937932/0003 - September 2018

Name or company name	MR I STEELE
Contract type name	GDS Contract
Purpose of contract	General
Contract start date	02/01/2014
Contract end date	

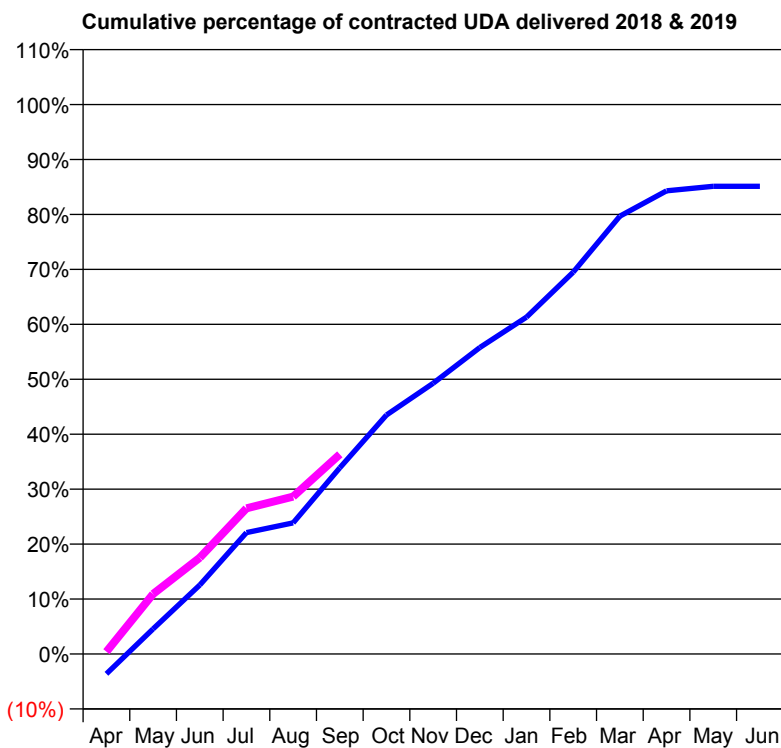
18/19 Contracted general activity (UDA)	3,000
Carry forward general activity (UDA)	0
18/19 Contracted orthodontic activity (UOA)	0
Carry forward orthodontic activity (UOA)	0
Baseline contract value	£72,590.66

ACCESS*

Patients seen in 24 months	Total	Change since previous quarter
Quarter ending September 2017	960	
Quarter ending December 2017	946	↓
Quarter ending March 2018	932	↓
Quarter ending June 2018	935	→
Quarter ending September 2018	909	↓
Variance since September 2017	(5.3%)	↓



ACTIVITY



Month	Adjusted Scheduled Activity (UDA)	
	2018	2019
April	-109	13
May	137	328
June	377	526
July	663	795
August	716	859
September	1,017	1,090
October	1,305	
November	1,478	
December	1,673	
January	1,840	
February	2,085	
March	2,390	
April	2,529	
May	2,554	
June	2,554	

QUALITY

	Quantity	Base Number	Contract	AT	Region	England
% of FP17s for the same patient ID Re-attending within 3 months - Children	8	104	7.7%	9.8%	12.2%	11.6%
% of FP17s for the same patient ID Re-attending within 3 months - Adults	71	571	12.4%	13.9%	15.8%	15.5%
% of FP17s for the same patient ID Re-attending between 3 & 9 months - Children	68	104	65.4%	56.9%	60.3%	58.8%
% of FP17s for the same patient ID Re-attending between 3 & 9 months - Adults	387	571	67.8%	52.8%	53.5%	51.1%
% of FP17s for Band 1 Urgent Courses	1	582	0.2%	8.0%	9.1%	9.0%
% of FP17s Relating to Free Repair or Replacements	13	582	2.2%	1.1%	1.0%	0.8%
% of FP17s Relating to Continuations	15	582	2.6%	1.2%	1.0%	0.9%
% of Patients satisfied with the dentistry they have received	2	2	N/A	94.7%	93.6%	93.3%
% of Patients satisfied with the time they had to wait for an appointment	2	2	N/A	91.4%	89.8%	88.9%

* This is based on patients treated on this contract for their most recent course of treatment. Figures in italics indicate the base number of FP17s or Patient Questionnaire responses are less than 100. N/A is shown where the base number of responses is less than 10 during the period. % is calculated as Quantity/Base number*100

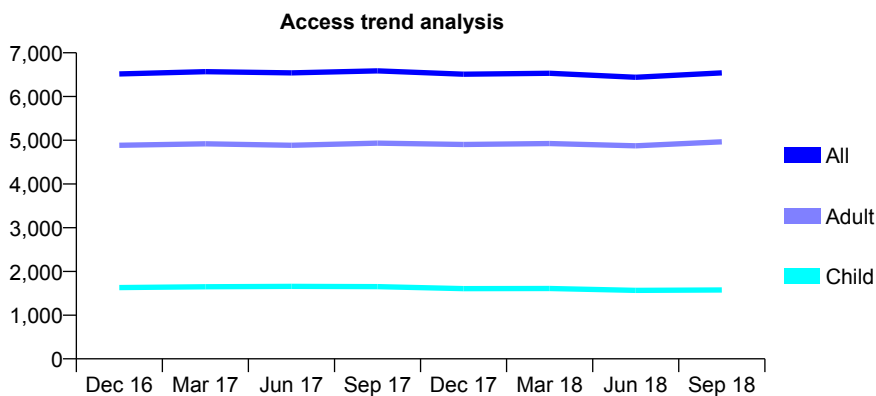
Q49 - Vital Signs At a Glance Contract Report for 941212/0001 - September 2018

Name or company name	MR I DAVIES
Contract type name	GDS Contract
Purpose of contract	General and Orthodontic
Contract start date	01/05/2011
Contract end date	

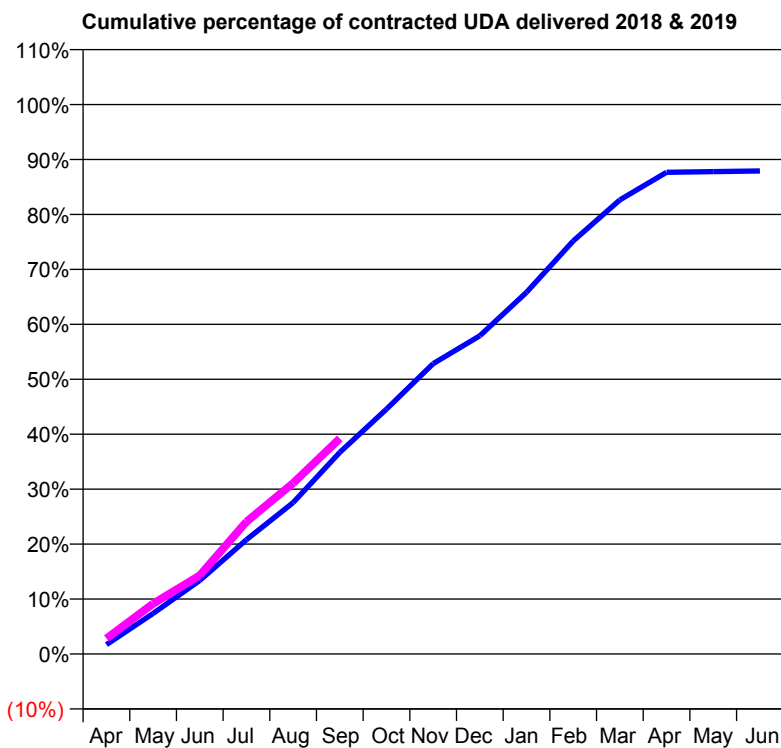
18/19 Contracted general activity (UDA)	21,674
Carry forward general activity (UDA)	0
18/19 Contracted orthodontic activity (UOA)	0
Carry forward orthodontic activity (UOA)	0
Baseline contract value	£563,747.88

ACCESS*

Patients seen in 24 months	Total	Change since previous quarter
Quarter ending September 2017	6,586	
Quarter ending December 2017	6,509	↓
Quarter ending March 2018	6,533	→
Quarter ending June 2018	6,439	↓
Quarter ending September 2018	6,540	→
Variance since September 2017	(0.7%)	→



ACTIVITY



Adjusted Scheduled Activity (UDA)		
Month	2018	2019
April	372	612
May	1,602	1,987
June	2,902	3,103
July	4,510	5,218
August	5,971	6,741
September	7,957	8,501
October	9,660	
November	11,455	
December	12,554	
January	14,265	
February	16,293	
March	17,912	
April	19,000	
May	19,025	
June	19,054	

QUALITY

	Quantity	Base Number	Contract	AT	Region	England
% of FP17s for the same patient ID Re-attending within 3 months - Children	110	1,151	9.6%	9.8%	12.2%	11.6%
% of FP17s for the same patient ID Re-attending within 3 months - Adults	710	3,594	19.8%	13.9%	15.8%	15.5%
% of FP17s for the same patient ID Re-attending between 3 & 9 months - Children	600	1,151	52.1%	56.9%	60.3%	58.8%
% of FP17s for the same patient ID Re-attending between 3 & 9 months - Adults	1,786	3,594	49.7%	52.8%	53.5%	51.1%
% of FP17s for Band 1 Urgent Courses	433	3,659	11.8%	8.0%	9.1%	9.0%
% of FP17s Relating to Free Repair or Replacements	69	3,659	1.9%	1.1%	1.0%	0.8%
% of FP17s Relating to Continuations	57	3,659	1.6%	1.2%	1.0%	0.9%
% of Patients satisfied with the dentistry they have received	6	6	N/A	94.7%	93.6%	93.3%
% of Patients satisfied with the time they had to wait for an appointment	4	6	N/A	91.4%	89.8%	88.9%

* This is based on patients treated on this contract for their most recent course of treatment. Figures in italics indicate the base number of FP17s or Patient Questionnaire responses are less than 100. N/A is shown where the base number of responses is less than 10 during the period. % is calculated as Quantity/Base number*100

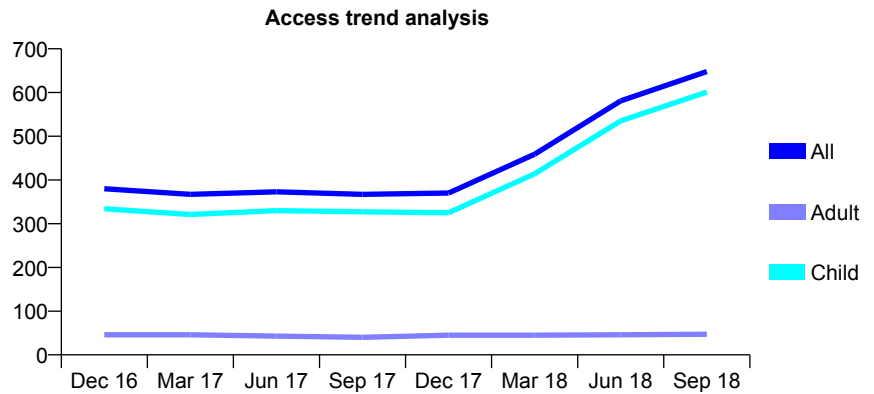
Q49 - Vital Signs At a Glance Contract Report for 943754/0003 - September 2018

Name or company name	MR S ISMAIL
Contract type name	GDS Contract
Purpose of contract	General and Orthodontic
Contract start date	01/07/2012
Contract end date	

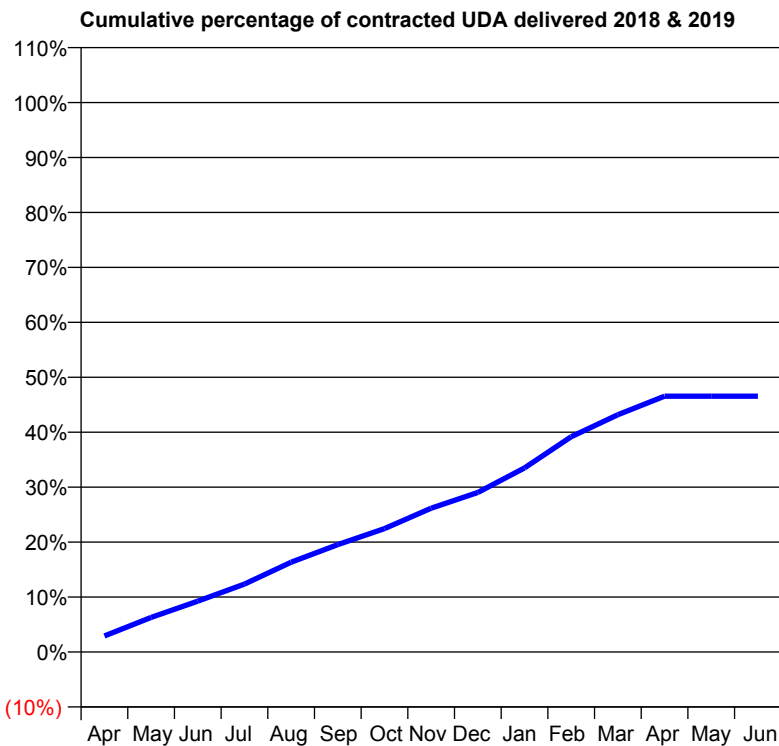
18/19 Contracted general activity (UDA)	866
Carry forward general activity (UDA)	1,069
18/19 Contracted orthodontic activity (UOA)	0
Carry forward orthodontic activity (UOA)	0
Baseline contract value	£21,782.12

ACCESS*

Patients seen in 24 months	Total	Change since previous quarter
Quarter ending September 2017	367	
Quarter ending December 2017	370	→
Quarter ending March 2018	459	↑
Quarter ending June 2018	581	↑
Quarter ending September 2018	648	↑
Variance since September 2017	76.6%	↑



ACTIVITY



Month	Adjusted Scheduled Activity (UDA)	
	2018	2019
April	58	-953
May	126	-855
June	185	-739
July	247	-575
August	327	-403
September	391	-237
October	449	
November	523	
December	581	
January	670	
February	783	
March	864	
April	931	
May	931	
June	931	

QUALITY

	Quantity	Base Number	Contract	AT	Region	England
% of FP17s for the same patient ID Re-attending within 3 months - Children	51	601	8.5%	9.8%	12.2%	11.6%
% of FP17s for the same patient ID Re-attending within 3 months - Adults	0	0	N/A	13.9%	15.8%	15.5%
% of FP17s for the same patient ID Re-attending between 3 & 9 months - Children	276	601	45.9%	56.9%	60.3%	58.8%
% of FP17s for the same patient ID Re-attending between 3 & 9 months - Adults	0	0	N/A	52.8%	53.5%	51.1%
% of FP17s for Band 1 Urgent Courses	12	556	2.2%	8.0%	9.1%	9.0%
% of FP17s Relating to Free Repair or Replacements	0	556	0.0%	1.1%	1.0%	0.8%
% of FP17s Relating to Continuations	0	556	0.0%	1.2%	1.0%	0.9%
% of Patients satisfied with the dentistry they have received	0	0	N/A	94.7%	93.6%	93.3%
% of Patients satisfied with the time they had to wait for an appointment	0	0	N/A	91.4%	89.8%	88.9%

* This is based on patients treated on this contract for their most recent course of treatment. Figures in italics indicate the base number of FP17s or Patient Questionnaire responses are less than 100. N/A is shown where the base number of responses is less than 10 during the period. % is calculated as Quantity/Base number*100

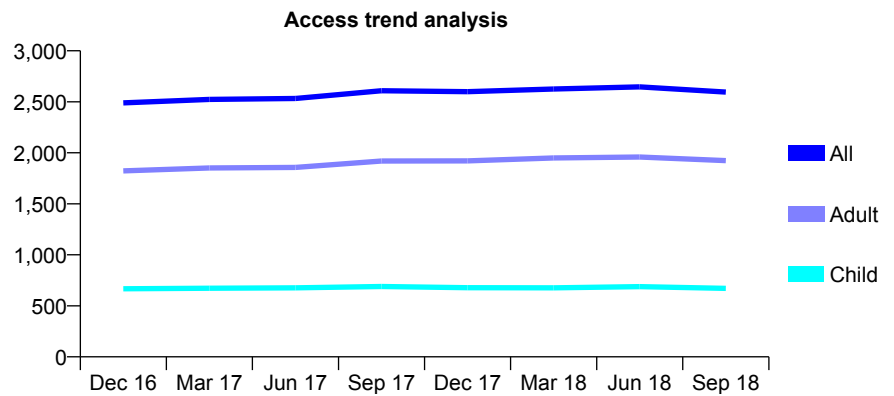
Q49 - Vital Signs At a Glance Contract Report for 960322/0001 - September 2018

Name or company name	MR AJ CHURM
Contract type name	GDS Contract
Purpose of contract	General
Contract start date	01/08/2009
Contract end date	

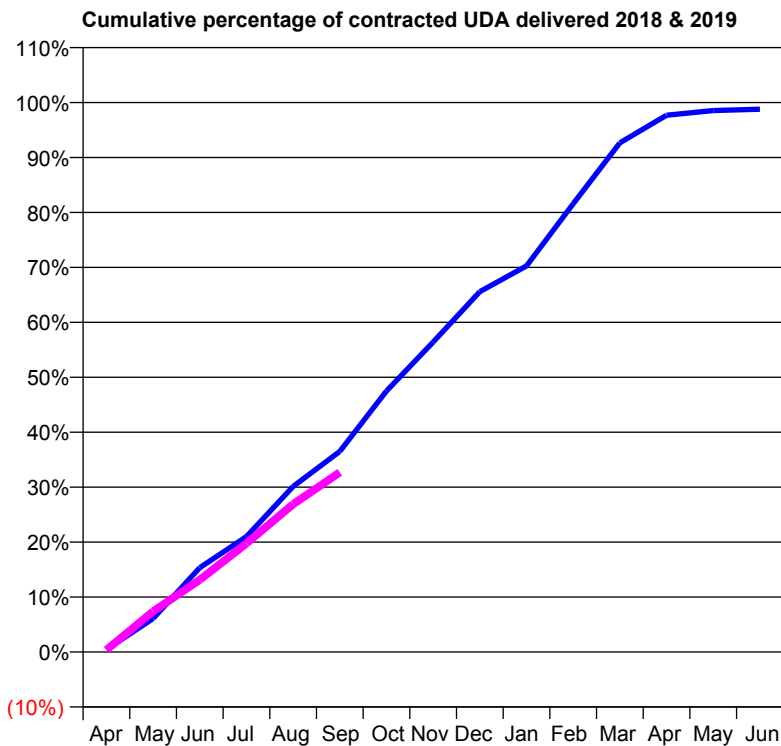
18/19 Contracted general activity (UDA)	5,962
Carry forward general activity (UDA)	73
18/19 Contracted orthodontic activity (UOA)	0
Carry forward orthodontic activity (UOA)	0
Baseline contract value	£173,621.34

ACCESS*

Patients seen in 24 months	Total	Change since previous quarter
Quarter ending September 2017	2,609	
Quarter ending December 2017	2,599	→
Quarter ending March 2018	2,626	→
Quarter ending June 2018	2,647	→
Quarter ending September 2018	2,595	↓
Variance since September 2017	(0.5%)	→



ACTIVITY



Month	Adjusted Scheduled Activity (UDA)	
	2018	2019
April	27	23
May	364	441
June	916	783
July	1,253	1,178
August	1,796	1,603
September	2,177	1,949
October	2,832	
November	3,362	
December	3,909	
January	4,189	
February	4,863	
March	5,525	
April	5,824	
May	5,875	
June	5,889	

QUALITY

	Quantity	Base Number	Contract	AT	Region	England
% of FP17s for the same patient ID Re-attending within 3 months - Children	24	357	6.7%	9.8%	12.2%	11.6%
% of FP17s for the same patient ID Re-attending within 3 months - Adults	146	1,055	13.8%	13.9%	15.8%	15.5%
% of FP17s for the same patient ID Re-attending between 3 & 9 months - Children	181	357	50.7%	56.9%	60.3%	58.8%
% of FP17s for the same patient ID Re-attending between 3 & 9 months - Adults	510	1,055	48.3%	52.8%	53.5%	51.1%
% of FP17s for Band 1 Urgent Courses	67	964	7.0%	8.0%	9.1%	9.0%
% of FP17s Relating to Free Repair or Replacements	4	964	0.4%	1.1%	1.0%	0.8%
% of FP17s Relating to Continuations	13	964	1.3%	1.2%	1.0%	0.9%
% of Patients satisfied with the dentistry they have received	3	3	N/A	94.7%	93.6%	93.3%
% of Patients satisfied with the time they had to wait for an appointment	3	3	N/A	91.4%	89.8%	88.9%

* This is based on patients treated on this contract for their most recent course of treatment. Figures in italics indicate the base number of FP17s or Patient Questionnaire responses are less than 100. N/A is shown where the base number of responses is less than 10 during the period. % is calculated as Quantity/Base number*100

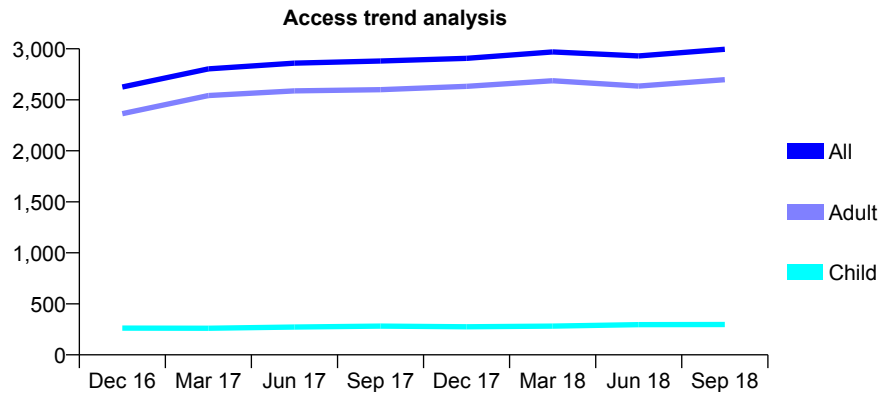
Q49 - Vital Signs At a Glance Contract Report for 962295/0001 - September 2018

Name or company name	MR S SOLAIMAN
Contract type name	GDS Contract
Purpose of contract	General
Contract start date	01/06/2007
Contract end date	

18/19 Contracted general activity (UDA)	9,211
Carry forward general activity (UDA)	0
18/19 Contracted orthodontic activity (UOA)	0
Carry forward orthodontic activity (UOA)	0
Baseline contract value	£256,208.94

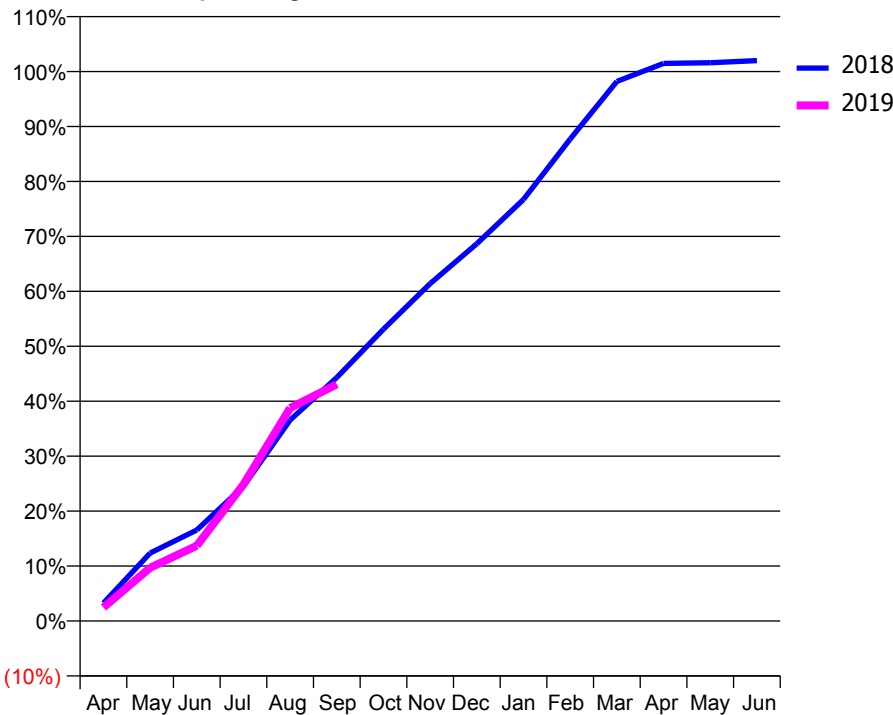
ACCESS*

Patients seen in 24 months	Total	Change since previous quarter
Quarter ending September 2017	2,881	
Quarter ending December 2017	2,907	→
Quarter ending March 2018	2,969	↑
Quarter ending June 2018	2,930	↓
Quarter ending September 2018	2,995	↑
Variance since September 2017	4.0%	↑



ACTIVITY

Cumulative percentage of contracted UDA delivered 2018 & 2019



Adjusted Scheduled Activity (UDA)		
Month	2018	2019
April	302	227
May	1,139	893
June	1,525	1,262
July	2,259	2,289
August	3,371	3,572
September	4,082	3,969
October	4,892	
November	5,657	
December	6,325	
January	7,067	
February	8,079	
March	9,046	
April	9,347	
May	9,357	
June	9,393	

QUALITY

	Quantity	Base Number	Contract	AT	Region	England
% of FP17s for the same patient ID Re-attending within 3 months - Children	13	187	7.0%	9.8%	12.2%	11.6%
% of FP17s for the same patient ID Re-attending within 3 months - Adults	160	1,265	12.6%	13.9%	15.8%	15.5%
% of FP17s for the same patient ID Re-attending between 3 & 9 months - Children	73	187	39.0%	56.9%	60.3%	58.8%
% of FP17s for the same patient ID Re-attending between 3 & 9 months - Adults	418	1,265	33.0%	52.8%	53.5%	51.1%
% of FP17s for Band 1 Urgent Courses	193	1,343	14.4%	8.0%	9.1%	9.0%
% of FP17s Relating to Free Repair or Replacements	3	1,343	0.2%	1.1%	1.0%	0.8%
% of FP17s Relating to Continuations	9	1,343	0.7%	1.2%	1.0%	0.9%
% of Patients satisfied with the dentistry they have received	0	0	N/A	94.7%	93.6%	93.3%
% of Patients satisfied with the time they had to wait for an appointment	0	0	N/A	91.4%	89.8%	88.9%

* This is based on patients treated on this contract for their most recent course of treatment. Figures in italics indicate the base number of FP17s or Patient Questionnaire responses are less than 100. N/A is shown where the base number of responses is less than 10 during the period. % is calculated as Quantity/Base number*100

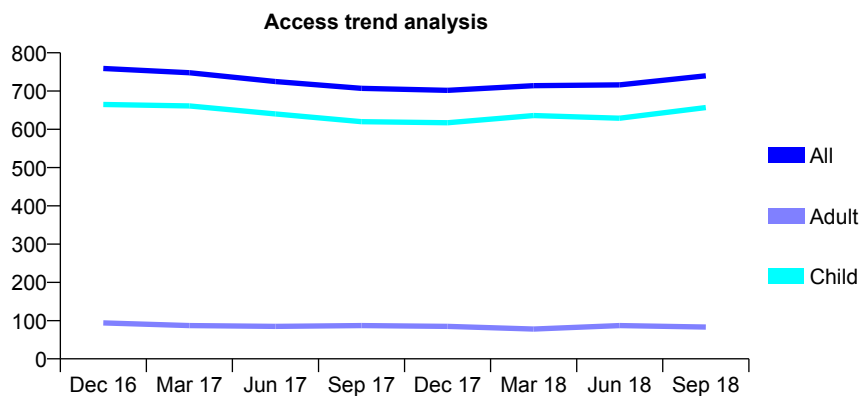
Q49 - Vital Signs At a Glance Contract Report for 962740/0001 - September 2018

Name or company name	Stricklandgate Dental Practice
Contract type name	GDS Contract
Purpose of contract	General
Contract start date	01/02/2013
Contract end date	

18/19 Contracted general activity (UDA)	2,278
Carry forward general activity (UDA)	0
18/19 Contracted orthodontic activity (UOA)	0
Carry forward orthodontic activity (UOA)	0
Baseline contract value	£55,776.28

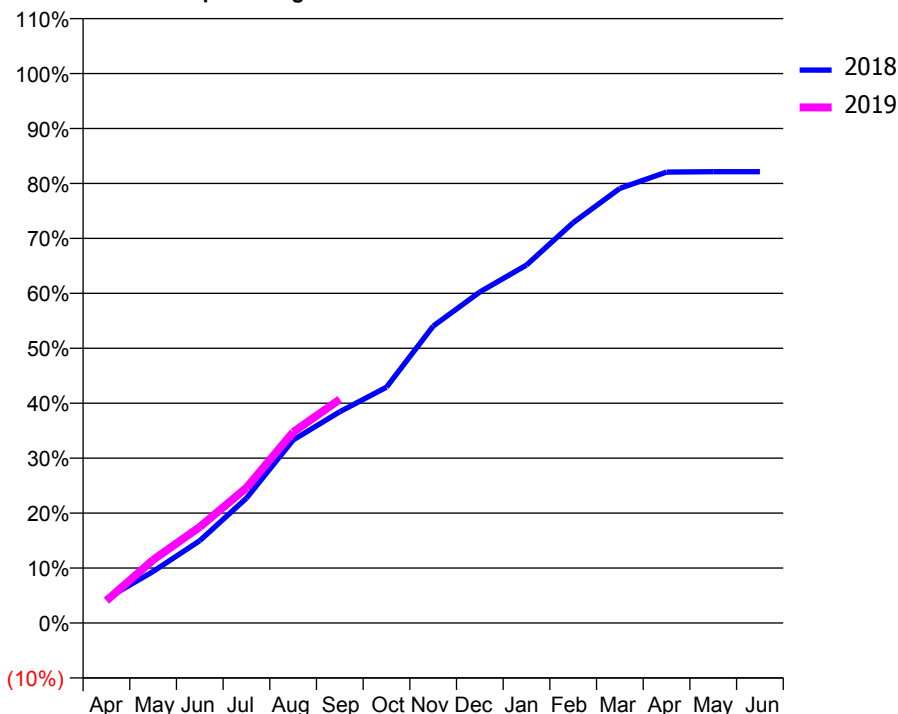
ACCESS*

Patients seen in 24 months	Total	Change since previous quarter
Quarter ending September 2017	707	
Quarter ending December 2017	702	→
Quarter ending March 2018	714	→
Quarter ending June 2018	716	→
Quarter ending September 2018	740	↑
Variance since September 2017	4.7%	↑



ACTIVITY

Cumulative percentage of contracted UDA delivered 2018 & 2019



Adjusted Scheduled Activity (UDA)

Month	2018	2019
April	101	93
May	214	262
June	341	398
July	518	561
August	759	792
September	876	927
October	978	
November	1,231	
December	1,373	
January	1,484	
February	1,660	
March	1,802	
April	1,869	
May	1,871	
June	1,871	

QUALITY

	Quantity	Base Number	Contract	AT	Region	England
% of FP17s for the same patient ID Re-attending within 3 months - Children	97	729	13.3%	9.8%	12.2%	11.6%
% of FP17s for the same patient ID Re-attending within 3 months - Adults	0	1	0.0%	13.9%	15.8%	15.5%
% of FP17s for the same patient ID Re-attending between 3 & 9 months - Children	468	729	64.2%	56.9%	60.3%	58.8%
% of FP17s for the same patient ID Re-attending between 3 & 9 months - Adults	1	1	100.0%	52.8%	53.5%	51.1%
% of FP17s for Band 1 Urgent Courses	22	678	3.2%	8.0%	9.1%	9.0%
% of FP17s Relating to Free Repair or Replacements	0	678	0.0%	1.1%	1.0%	0.8%
% of FP17s Relating to Continuations	0	678	0.0%	1.2%	1.0%	0.9%
% of Patients satisfied with the dentistry they have received	0	0	N/A	94.7%	93.6%	93.3%
% of Patients satisfied with the time they had to wait for an appointment	0	0	N/A	91.4%	89.8%	88.9%

* This is based on patients treated on this contract for their most recent course of treatment. Figures in italics indicate the base number of FP17s or Patient Questionnaire responses are less than 100. N/A is shown where the base number of responses is less than 10 during the period. % is calculated as Quantity/Base number*100

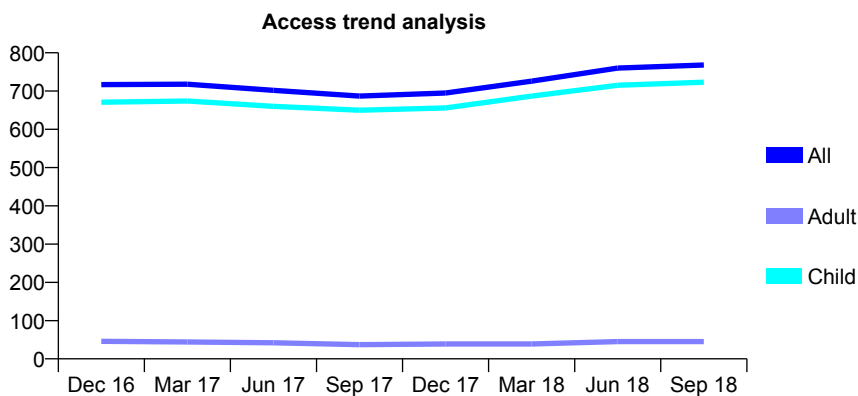
Q49 - Vital Signs At a Glance Contract Report for 967912/0001 - September 2018

Name or company name	MR M CAREW
Contract type name	GDS Contract
Purpose of contract	General
Contract start date	01/06/2011
Contract end date	

18/19 Contracted general activity (UDA)	1,558
Carry forward general activity (UDA)	0
18/19 Contracted orthodontic activity (UOA)	0
Carry forward orthodontic activity (UOA)	0
Baseline contract value	£33,800.78

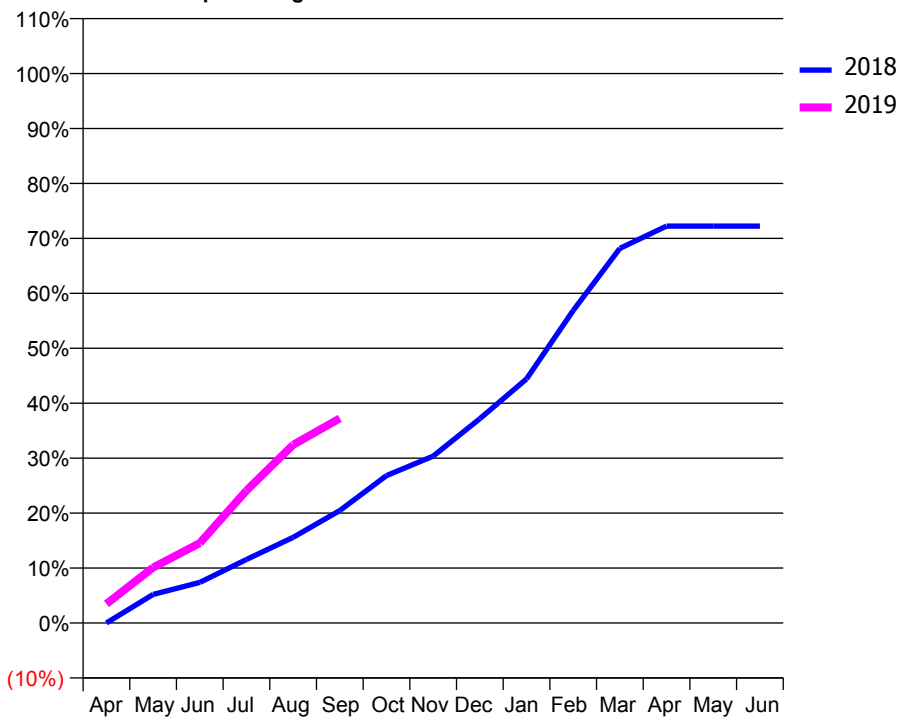
ACCESS*

Patients seen in 24 months	Total	Change since previous quarter
Quarter ending September 2017	687	
Quarter ending December 2017	695	→
Quarter ending March 2018	726	↑
Quarter ending June 2018	760	↑
Quarter ending September 2018	768	→
Variance since September 2017	11.8%	↑



ACTIVITY

Cumulative percentage of contracted UDA delivered 2018 & 2019



Month	Adjusted Scheduled Activity (UDA)	
	2018	2019
April	0	54
May	81	157
June	115	227
July	180	376
August	243	505
September	319	580
October	418	
November	473	
December	579	
January	692	
February	886	
March	1,062	
April	1,125	
May	1,125	
June	1,125	

QUALITY

	Quantity	Base Number	Contract	AT	Region	England
% of FP17s for the same patient ID Re-attending within 3 months - Children	25	444	5.6%	9.8%	12.2%	11.6%
% of FP17s for the same patient ID Re-attending within 3 months - Adults	0	0	N/A	13.9%	15.8%	15.5%
% of FP17s for the same patient ID Re-attending between 3 & 9 months - Children	200	444	45.0%	56.9%	60.3%	58.8%
% of FP17s for the same patient ID Re-attending between 3 & 9 months - Adults	0	0	N/A	52.8%	53.5%	51.1%
% of FP17s for Band 1 Urgent Courses	15	414	3.6%	8.0%	9.1%	9.0%
% of FP17s Relating to Free Repair or Replacements	0	414	0.0%	1.1%	1.0%	0.8%
% of FP17s Relating to Continuations	2	414	0.5%	1.2%	1.0%	0.9%
% of Patients satisfied with the dentistry they have received	0	0	N/A	94.7%	93.6%	93.3%
% of Patients satisfied with the time they had to wait for an appointment	0	0	N/A	91.4%	89.8%	88.9%

* This is based on patients treated on this contract for their most recent course of treatment. Figures in italics indicate the base number of FP17s or Patient Questionnaire responses are less than 100. N/A is shown where the base number of responses is less than 10 during the period. % is calculated as Quantity/Base number*100

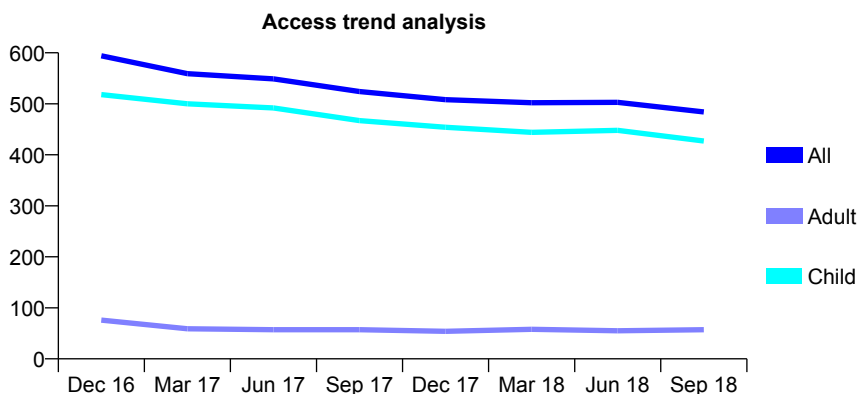
Q49 - Vital Signs At a Glance Contract Report for 998478/0001 - September 2018

Name or company name	MR R HURST
Contract type name	GDS Contract
Purpose of contract	General
Contract start date	01/04/2006
Contract end date	

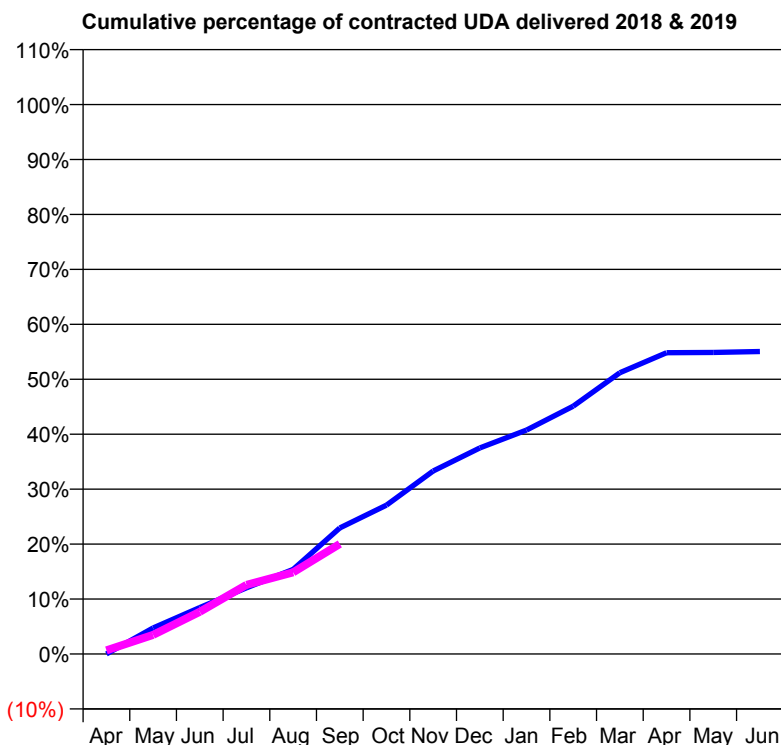
18/19 Contracted general activity (UDA)	1,961
Carry forward general activity (UDA)	0
18/19 Contracted orthodontic activity (UOA)	0
Carry forward orthodontic activity (UOA)	0
Baseline contract value	£42,536.61

ACCESS*

Patients seen in 24 months	Total	Change since previous quarter
Quarter ending September 2017	524	
Quarter ending December 2017	508	↓
Quarter ending March 2018	502	↓
Quarter ending June 2018	503	→
Quarter ending September 2018	484	↓
Variance since September 2017	(7.6%)	↓



ACTIVITY



Month	Adjusted Scheduled Activity (UDA)	
	2018	2019
April	0	13
May	93	68
June	166	151
July	236	247
August	302	292
September	450	393
October	531	
November	653	
December	736	
January	799	
February	884	
March	1,004	
April	1,075	
May	1,076	
June	1,079	

QUALITY

	Quantity	Base Number	Contract	AT	Region	England
% of FP17s for the same patient ID Re-attending within 3 months - Children	33	365	9.0%	9.8%	12.2%	11.6%
% of FP17s for the same patient ID Re-attending within 3 months - Adults	0	5	0.0%	13.9%	15.8%	15.5%
% of FP17s for the same patient ID Re-attending between 3 & 9 months - Children	258	365	70.7%	56.9%	60.3%	58.8%
% of FP17s for the same patient ID Re-attending between 3 & 9 months - Adults	4	5	80.0%	52.8%	53.5%	51.1%
% of FP17s for Band 1 Urgent Courses	14	311	4.5%	8.0%	9.1%	9.0%
% of FP17s Relating to Free Repair or Replacements	0	311	0.0%	1.1%	1.0%	0.8%
% of FP17s Relating to Continuations	0	311	0.0%	1.2%	1.0%	0.9%
% of Patients satisfied with the dentistry they have received	0	0	N/A	94.7%	93.6%	93.3%
% of Patients satisfied with the time they had to wait for an appointment	0	0	N/A	91.4%	89.8%	88.9%

* This is based on patients treated on this contract for their most recent course of treatment. Figures in italics indicate the base number of FP17s or Patient Questionnaire responses are less than 100. N/A is shown where the base number of responses is less than 10 during the period. % is calculated as Quantity/Base number*100

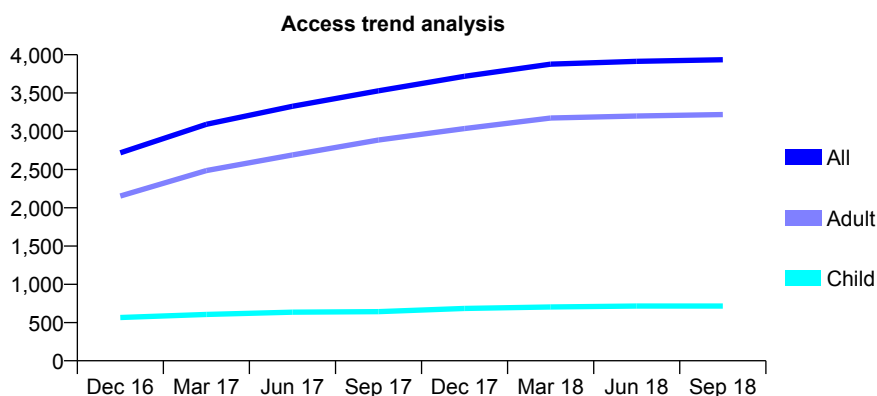
Q50 - Vital Signs At a Glance Contract Report for 100105/0000 - September 2018

Name or company name	Dental Logic Limited
Contract type name	GDS Contract
Purpose of contract	General
Contract start date	01/04/2016
Contract end date	

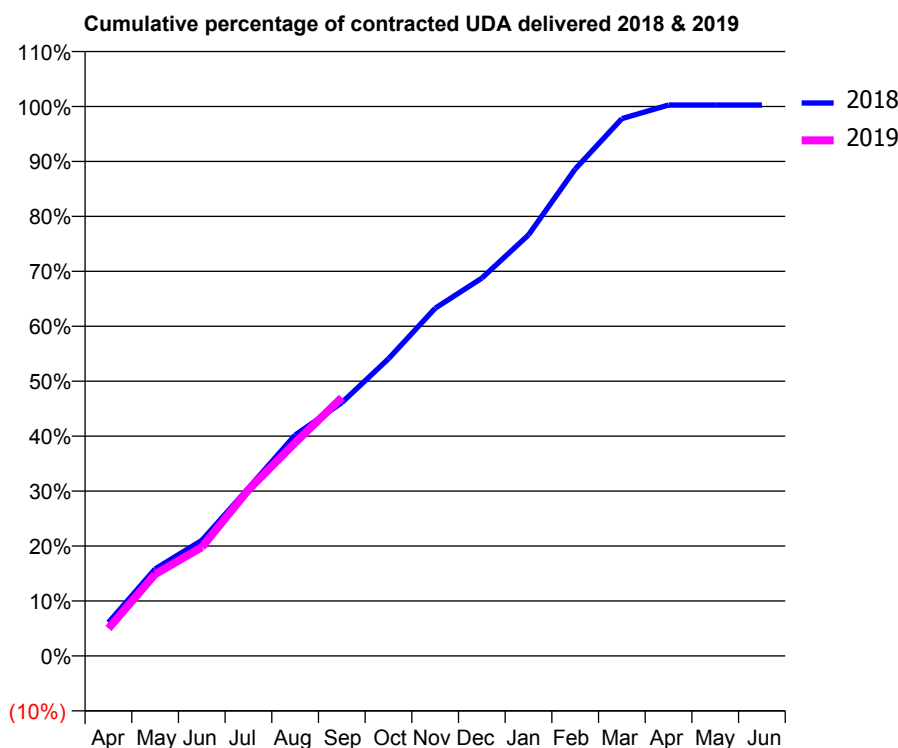
18/19 Contracted general activity (UDA)	8,624
Carry forward general activity (UDA)	0
18/19 Contracted orthodontic activity (UOA)	0
Carry forward orthodontic activity (UOA)	0
Baseline contract value	£208,762.29

ACCESS*

Patients seen in 24 months	Total	Change since previous quarter
Quarter ending September 2017	3,528	
Quarter ending December 2017	3,719	↑
Quarter ending March 2018	3,877	↑
Quarter ending June 2018	3,914	→
Quarter ending September 2018	3,934	→
Variance since September 2017	11.5%	↑



ACTIVITY



Month	Adjusted Scheduled Activity (UDA)	
	2018	2019
April	525	432
May	1,365	1,284
June	1,814	1,707
July	2,635	2,609
August	3,467	3,348
September	3,976	4,056
October	4,663	
November	5,457	
December	5,929	
January	6,607	
February	7,643	
March	8,432	
April	8,647	
May	8,647	
June	8,647	

QUALITY

	Quantity	Base Number	Contract	AT	Region	England
% of FP17s for the same patient ID Re-attending within 3 months - Children	40	593	6.7%	9.4%	12.2%	11.6%
% of FP17s for the same patient ID Re-attending within 3 months - Adults	245	2,243	10.9%	12.8%	15.8%	15.5%
% of FP17s for the same patient ID Re-attending between 3 & 9 months - Children	360	593	60.7%	63.3%	60.3%	58.8%
% of FP17s for the same patient ID Re-attending between 3 & 9 months - Adults	1,352	2,243	60.3%	55.1%	53.5%	51.1%
% of FP17s for Band 1 Urgent Courses	158	2,668	5.9%	7.6%	9.1%	9.0%
% of FP17s Relating to Free Repair or Replacements	0	2,668	0.0%	0.9%	1.0%	0.8%
% of FP17s Relating to Continuations	26	2,668	1.0%	0.9%	1.0%	0.9%
% of Patients satisfied with the dentistry they have received	4	4	N/A	94.0%	93.6%	93.3%
% of Patients satisfied with the time they had to wait for an appointment	4	4	N/A	89.0%	89.8%	88.9%

* This is based on patients treated on this contract for their most recent course of treatment. Figures in italics indicate the base number of FP17s or Patient Questionnaire responses are less than 100. N/A is shown where the base number of responses is less than 10 during the period. % is calculated as Quantity/Base number*100

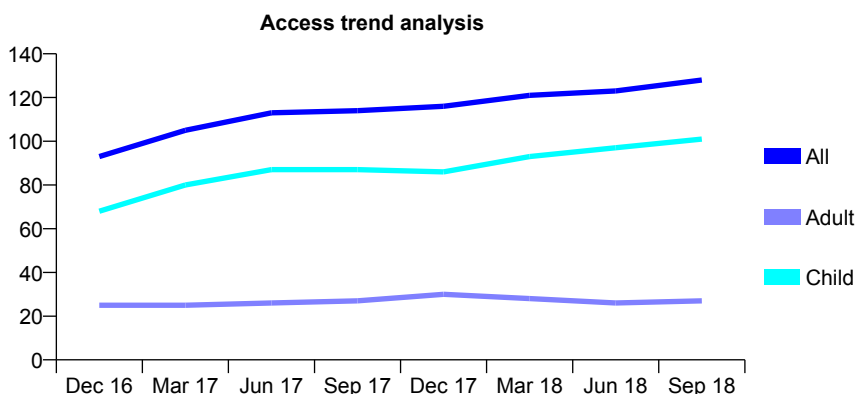
Q50 - Vital Signs At a Glance Contract Report for 100111/0000 - September 2018

Name or company name	Bodental Practice
Contract type name	GDS Contract
Purpose of contract	General
Contract start date	01/04/2016
Contract end date	

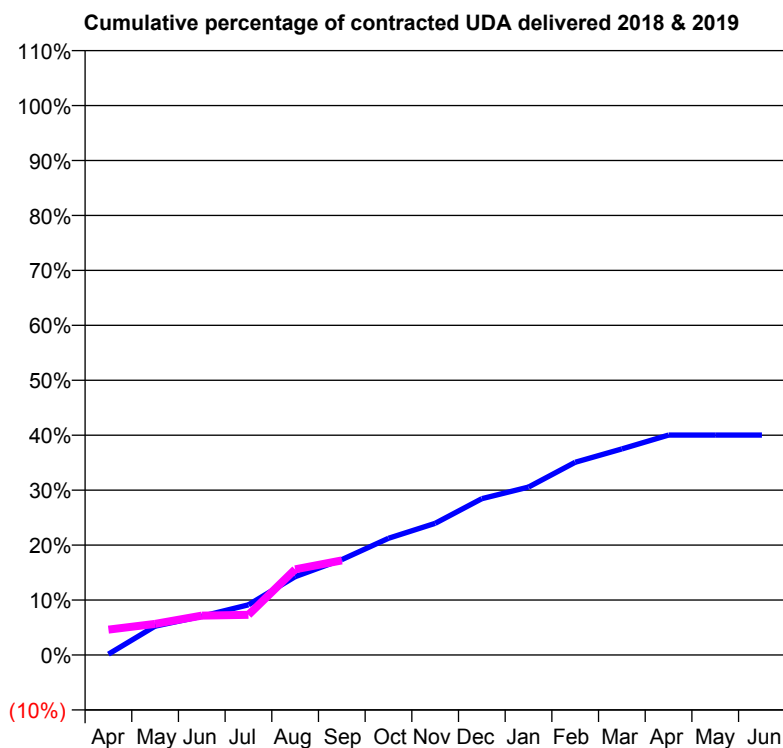
18/19 Contracted general activity (UDA)	670
Carry forward general activity (UDA)	0
18/19 Contracted orthodontic activity (UOA)	0
Carry forward orthodontic activity (UOA)	0
Baseline contract value	£16,607.54

ACCESS*

Patients seen in 24 months	Total	Change since previous quarter
Quarter ending September 2017	114	
Quarter ending December 2017	116	→
Quarter ending March 2018	121	↑
Quarter ending June 2018	123	→
Quarter ending September 2018	128	↑
Variance since September 2017	12.3%	↑



ACTIVITY



Month	Adjusted Scheduled Activity (UDA)	
	2018	2019
April	1	31
May	35	38
June	47	48
July	61	49
August	96	104
September	116	115
October	142	
November	161	
December	191	
January	205	
February	235	
March	251	
April	268	
May	268	
June	268	

QUALITY

	Quantity	Base Number	Contract	AT	Region	England
% of FP17s for the same patient ID Re-attending within 3 months - Children	5	82	6.1%	9.4%	12.2%	11.6%
% of FP17s for the same patient ID Re-attending within 3 months - Adults	7	18	38.9%	12.8%	15.8%	15.5%
% of FP17s for the same patient ID Re-attending between 3 & 9 months - Children	48	82	58.5%	63.3%	60.3%	58.8%
% of FP17s for the same patient ID Re-attending between 3 & 9 months - Adults	9	18	50.0%	55.1%	53.5%	51.1%
% of FP17s for Band 1 Urgent Courses	2	85	2.4%	7.6%	9.1%	9.0%
% of FP17s Relating to Free Repair or Replacements	0	85	0.0%	0.9%	1.0%	0.8%
% of FP17s Relating to Continuations	0	85	0.0%	0.9%	1.0%	0.9%
% of Patients satisfied with the dentistry they have received	0	0	N/A	94.0%	93.6%	93.3%
% of Patients satisfied with the time they had to wait for an appointment	0	0	N/A	89.0%	89.8%	88.9%

* This is based on patients treated on this contract for their most recent course of treatment. Figures in italics indicate the base number of FP17s or Patient Questionnaire responses are less than 100. N/A is shown where the base number of responses is less than 10 during the period. % is calculated as Quantity/Base number*100

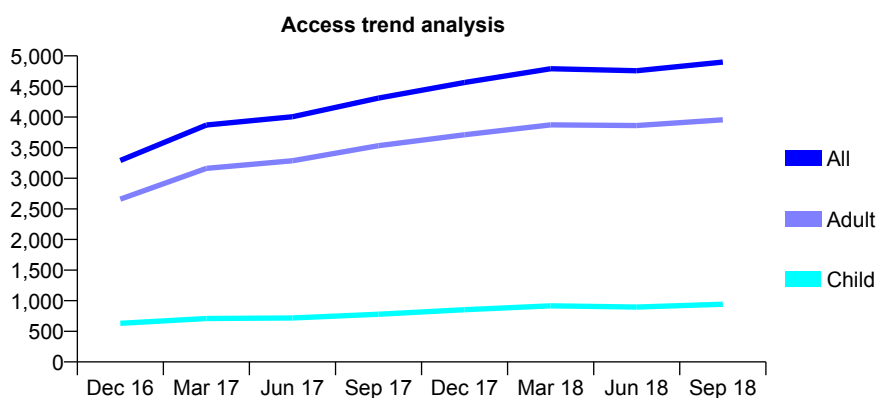
Q50 - Vital Signs At a Glance Contract Report for 100135/0000 - September 2018

Name or company name	MR N TIBREWAL
Contract type name	GDS Contract
Purpose of contract	General
Contract start date	01/05/2016
Contract end date	

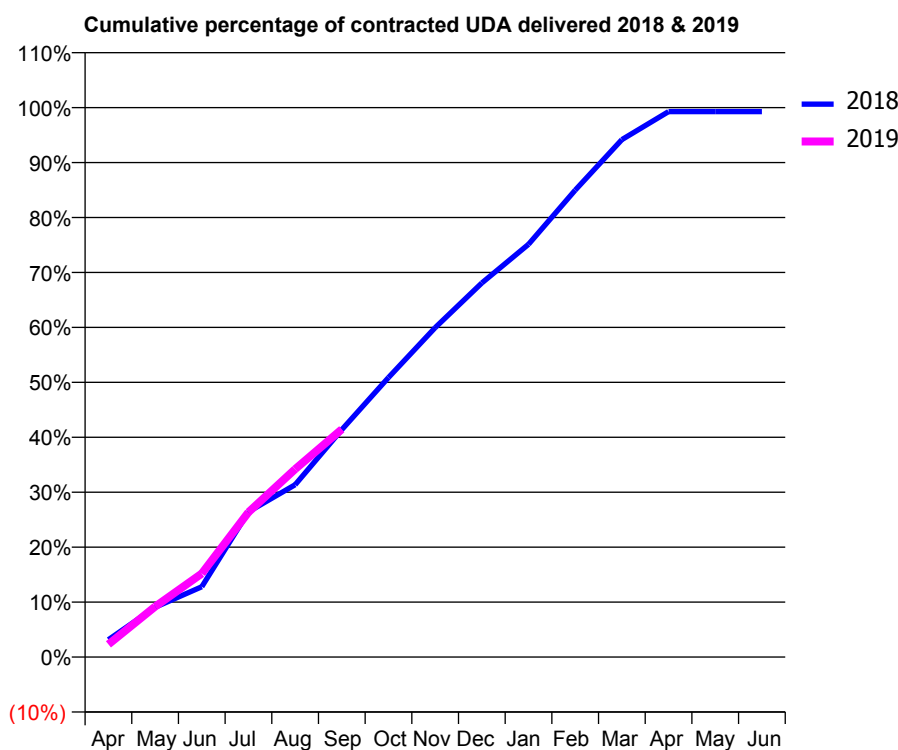
18/19 Contracted general activity (UDA)	16,464
Carry forward general activity (UDA)	0
18/19 Contracted orthodontic activity (UOA)	0
Carry forward orthodontic activity (UOA)	0
Baseline contract value	£463,542.70

ACCESS*

Patients seen in 24 months	Total	Change since previous quarter
Quarter ending September 2017	4,310	
Quarter ending December 2017	4,565	↑
Quarter ending March 2018	4,789	↑
Quarter ending June 2018	4,757	→
Quarter ending September 2018	4,899	↑
Variance since September 2017	13.7%	↑



ACTIVITY



Month	Adjusted Scheduled Activity (UDA)	
	2018	2019
April	522	381
May	1,491	1,513
June	2,108	2,505
July	4,353	4,341
August	5,164	5,630
September	6,815	6,825
October	8,374	
November	9,871	
December	11,210	
January	12,367	
February	13,990	
March	15,502	
April	16,342	
May	16,344	
June	16,344	

QUALITY

	Quantity	Base Number	Contract	AT	Region	England
% of FP17s for the same patient ID Re-attending within 3 months - Children	44	753	5.8%	9.4%	12.2%	11.6%
% of FP17s for the same patient ID Re-attending within 3 months - Adults	433	3,124	13.9%	12.8%	15.8%	15.5%
% of FP17s for the same patient ID Re-attending between 3 & 9 months - Children	419	753	55.6%	63.3%	60.3%	58.8%
% of FP17s for the same patient ID Re-attending between 3 & 9 months - Adults	1,777	3,124	56.9%	55.1%	53.5%	51.1%
% of FP17s for Band 1 Urgent Courses	271	3,492	7.8%	7.6%	9.1%	9.0%
% of FP17s Relating to Free Repair or Replacements	63	3,492	1.8%	0.9%	1.0%	0.8%
% of FP17s Relating to Continuations	37	3,492	1.1%	0.9%	1.0%	0.9%
% of Patients satisfied with the dentistry they have received	3	3	N/A	94.0%	93.6%	93.3%
% of Patients satisfied with the time they had to wait for an appointment	2	3	N/A	89.0%	89.8%	88.9%

* This is based on patients treated on this contract for their most recent course of treatment. Figures in italics indicate the base number of FP17s or Patient Questionnaire responses are less than 100. N/A is shown where the base number of responses is less than 10 during the period. % is calculated as Quantity/Base number*100

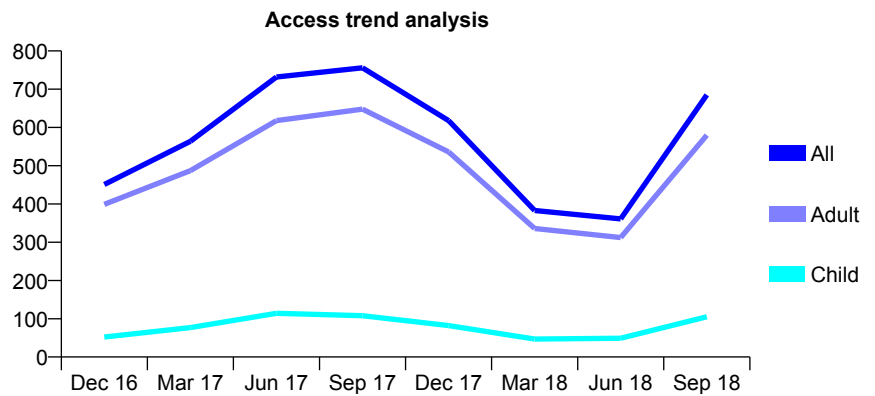
Q50 - Vital Signs At a Glance Contract Report for 100140/0000 - September 2018

Name or company name	Ishak & Bee
Contract type name	GDS Contract
Purpose of contract	General
Contract start date	01/05/2016
Contract end date	

18/19 Contracted general activity (UDA)	4,102
Carry forward general activity (UDA)	0
18/19 Contracted orthodontic activity (UOA)	0
Carry forward orthodontic activity (UOA)	0
Baseline contract value	£105,936.73

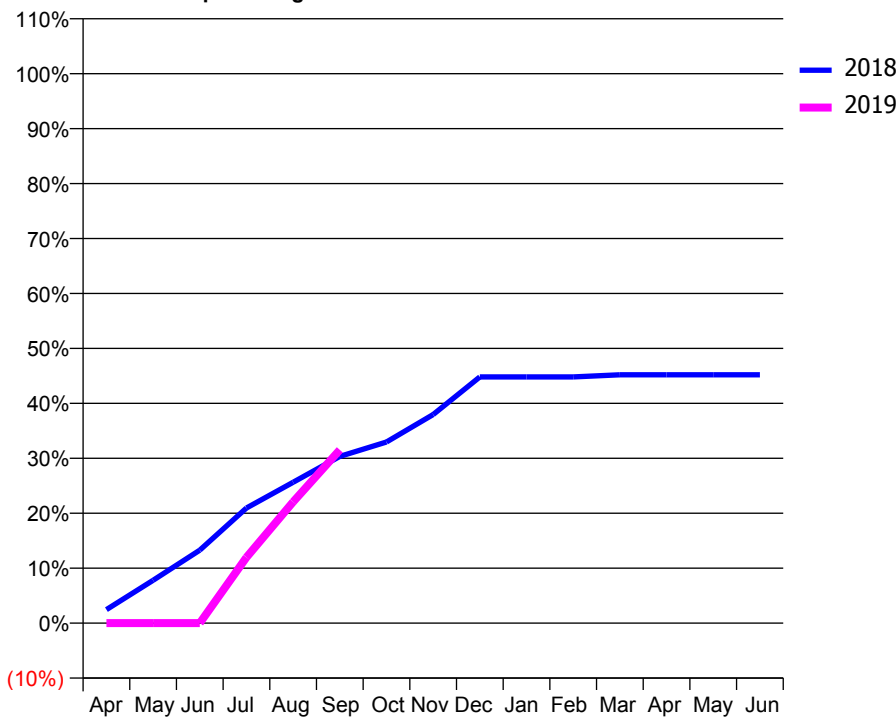
ACCESS*

Patients seen in 24 months	Total	Change since previous quarter
Quarter ending September 2017	756	
Quarter ending December 2017	618	↓
Quarter ending March 2018	383	↓
Quarter ending June 2018	361	↓
Quarter ending September 2018	685	↑
Variance since September 2017	(9.4%)	↓



ACTIVITY

Cumulative percentage of contracted UDA delivered 2018 & 2019



Month	Adjusted Scheduled Activity (UDA)	
	2018	2019
April	101	0
May	320	0
June	545	0
July	860	491
August	1,052	905
September	1,245	1,293
October	1,352	
November	1,557	
December	1,838	
January	1,838	
February	1,838	
March	1,854	
April	1,854	
May	1,854	
June	1,854	

QUALITY

	Quantity	Base Number	Contract	AT	Region	England
% of FP17s for the same patient ID Re-attending within 3 months - Children	4	84	4.8%	9.4%	12.2%	11.6%
% of FP17s for the same patient ID Re-attending within 3 months - Adults	34	467	7.3%	12.8%	15.8%	15.5%
% of FP17s for the same patient ID Re-attending between 3 & 9 months - Children	0	84	0.0%	63.3%	60.3%	58.8%
% of FP17s for the same patient ID Re-attending between 3 & 9 months - Adults	2	467	0.4%	55.1%	53.5%	51.1%
% of FP17s for Band 1 Urgent Courses	92	551	16.7%	7.6%	9.1%	9.0%
% of FP17s Relating to Free Repair or Replacements	1	551	0.2%	0.9%	1.0%	0.8%
% of FP17s Relating to Continuations	3	551	0.5%	0.9%	1.0%	0.9%
% of Patients satisfied with the dentistry they have received	0	0	N/A	94.0%	93.6%	93.3%
% of Patients satisfied with the time they had to wait for an appointment	0	0	N/A	89.0%	89.8%	88.9%

* This is based on patients treated on this contract for their most recent course of treatment. Figures in italics indicate the base number of FP17s or Patient Questionnaire responses are less than 100. N/A is shown where the base number of responses is less than 10 during the period. % is calculated as Quantity/Base number*100

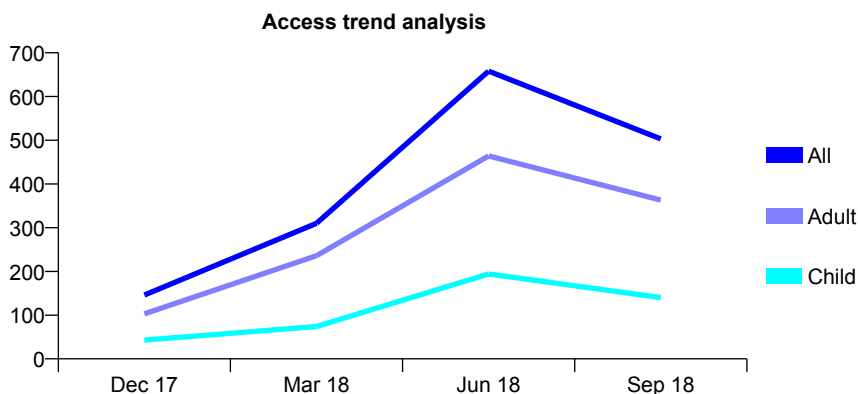
Q50 - Vital Signs At a Glance Contract Report for 100525/0000 - September 2018

Name or company name	MR N TIBREWAL
Contract type name	GDS Contract
Purpose of contract	General
Contract start date	01/10/2017
Contract end date	31/03/2019

18/19 Contracted general activity (UDA)	1,000
Carry forward general activity (UDA)	0
18/19 Contracted orthodontic activity (UOA)	0
Carry forward orthodontic activity (UOA)	0
Baseline contract value	£28,300.83

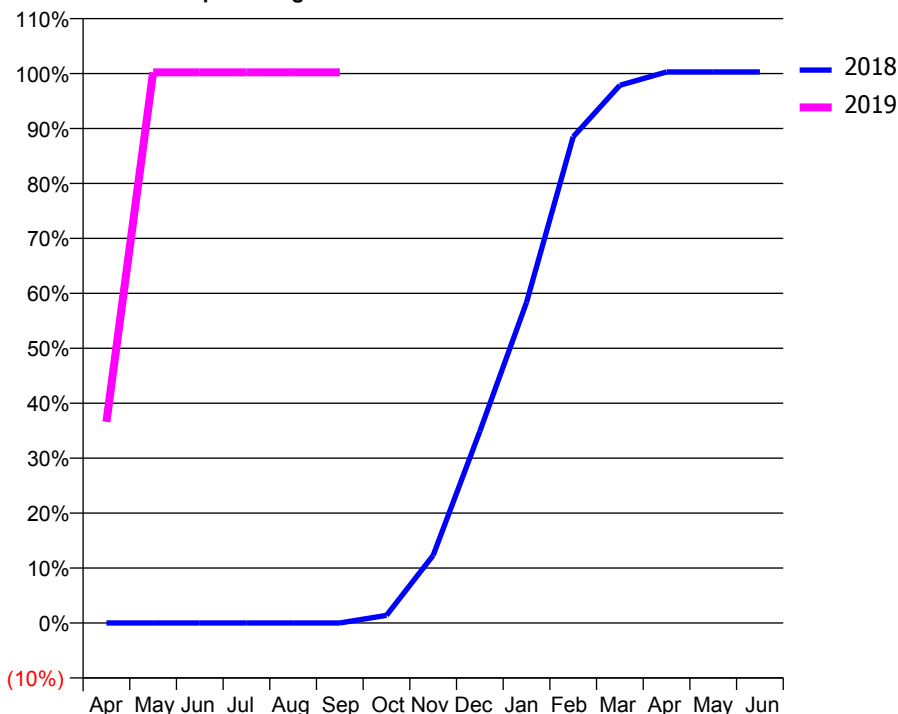
ACCESS*

Patients seen in 24 months	Total	Change since previous quarter
Quarter ending September 2017	0	
Quarter ending December 2017	146	↑
Quarter ending March 2018	310	↑
Quarter ending June 2018	658	↑
Quarter ending September 2018	503	↓
Variance since September 2017	N/A	



ACTIVITY

Cumulative percentage of contracted UDA delivered 2018 & 2019



Adjusted Scheduled Activity (UDA)		
Month	2018	2019
April	0	366
May	0	1,002
June	0	1,002
July	0	1,002
August	0	1,002
September	0	1,002
October	14	
November	123	
December	349	
January	584	
February	885	
March	979	
April	1,003	
May	1,003	
June	1,003	

QUALITY

	Quantity	Base Number	Contract	AT	Region	England
% of FP17s for the same patient ID Re-attending within 3 months - Children	1	149	0.7%	9.4%	12.2%	11.6%
% of FP17s for the same patient ID Re-attending within 3 months - Adults	8	329	2.4%	12.8%	15.8%	15.5%
% of FP17s for the same patient ID Re-attending between 3 & 9 months - Children	5	149	3.4%	63.3%	60.3%	58.8%
% of FP17s for the same patient ID Re-attending between 3 & 9 months - Adults	16	329	4.9%	55.1%	53.5%	51.1%
% of FP17s for Band 1 Urgent Courses	20	466	4.3%	7.6%	9.1%	9.0%
% of FP17s Relating to Free Repair or Replacements	1	466	0.2%	0.9%	1.0%	0.8%
% of FP17s Relating to Continuations	2	466	0.4%	0.9%	1.0%	0.9%
% of Patients satisfied with the dentistry they have received	0	0	N/A	94.0%	93.6%	93.3%
% of Patients satisfied with the time they had to wait for an appointment	0	0	N/A	89.0%	89.8%	88.9%

* This is based on patients treated on this contract for their most recent course of treatment. Figures in italics indicate the base number of FP17s or Patient Questionnaire responses are less than 100. N/A is shown where the base number of responses is less than 10 during the period. % is calculated as Quantity/Base number*100

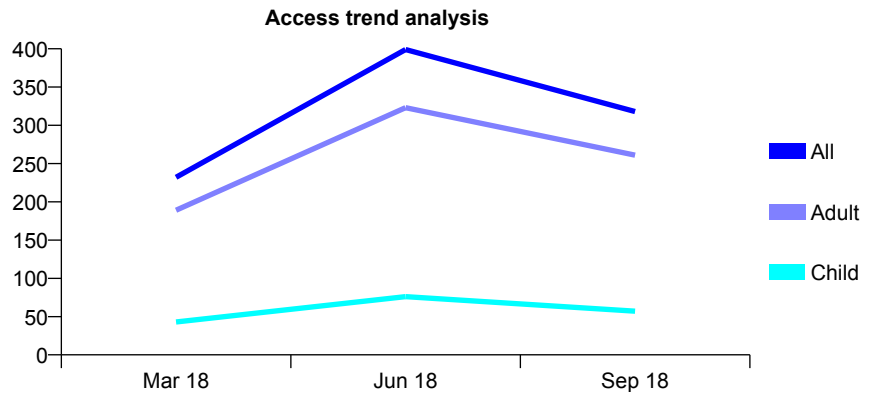
Q50 - Vital Signs At a Glance Contract Report for 100526/0000 - September 2018

Name or company name	North Park Dental Practice
Contract type name	GDS Contract
Purpose of contract	General
Contract start date	01/10/2017
Contract end date	31/03/2019

18/19 Contracted general activity (UDA)	333
Carry forward general activity (UDA)	0
18/19 Contracted orthodontic activity (UOA)	0
Carry forward orthodontic activity (UOA)	0
Baseline contract value	£9,424.73

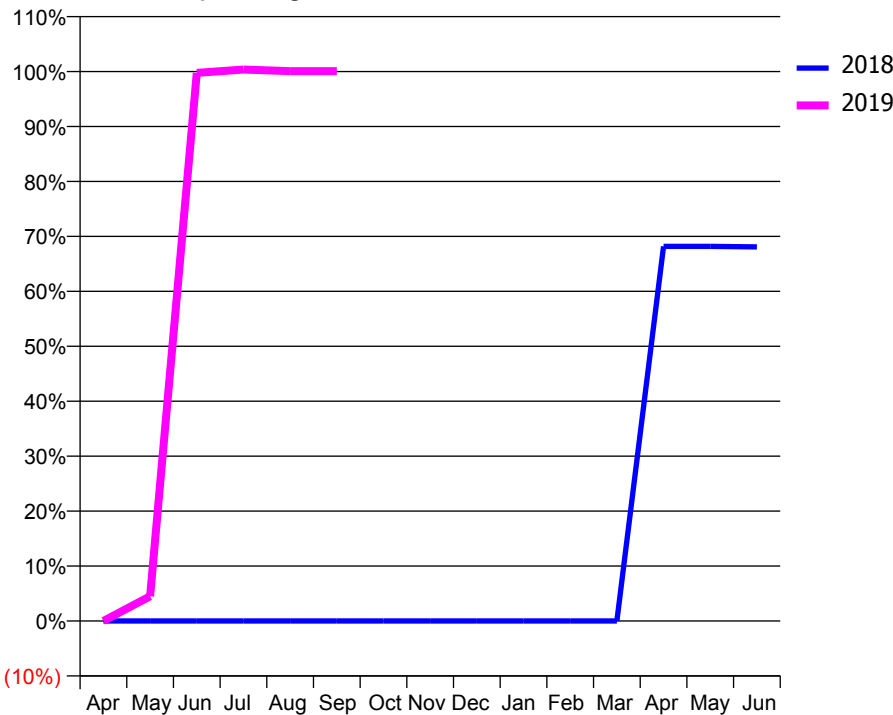
ACCESS*

Patients seen in 24 months	Total	Change since previous quarter
Quarter ending September 2017	0	
Quarter ending December 2017	0	
Quarter ending March 2018	232	
Quarter ending June 2018	399	↑
Quarter ending September 2018	318	↓
Variance since September 2017	N/A	



ACTIVITY

Cumulative percentage of contracted UDA delivered 2018 & 2019



Month	Adjusted Scheduled Activity (UDA)	
	2018	2019
April	0	0
May	0	15
June	0	332
July	0	334
August	0	333
September	0	333
October	0	
November	0	
December	0	
January	0	
February	0	
March	0	
April	682	
May	682	
June	681	

QUALITY

	Quantity	Base Number	Contract	AT	Region	England
% of FP17s for the same patient ID Re-attending within 3 months - Children	0	85	0.0%	9.4%	12.2%	11.6%
% of FP17s for the same patient ID Re-attending within 3 months - Adults	6	393	1.5%	12.8%	15.8%	15.5%
% of FP17s for the same patient ID Re-attending between 3 & 9 months - Children	0	85	0.0%	63.3%	60.3%	58.8%
% of FP17s for the same patient ID Re-attending between 3 & 9 months - Adults	1	393	0.3%	55.1%	53.5%	51.1%
% of FP17s for Band 1 Urgent Courses	21	192	10.9%	7.6%	9.1%	9.0%
% of FP17s Relating to Free Repair or Replacements	1	192	0.5%	0.9%	1.0%	0.8%
% of FP17s Relating to Continuations	1	192	0.5%	0.9%	1.0%	0.9%
% of Patients satisfied with the dentistry they have received	0	0	N/A	94.0%	93.6%	93.3%
% of Patients satisfied with the time they had to wait for an appointment	0	0	N/A	89.0%	89.8%	88.9%

* This is based on patients treated on this contract for their most recent course of treatment. Figures in italics indicate the base number of FP17s or Patient Questionnaire responses are less than 100. N/A is shown where the base number of responses is less than 10 during the period. % is calculated as Quantity/Base number*100

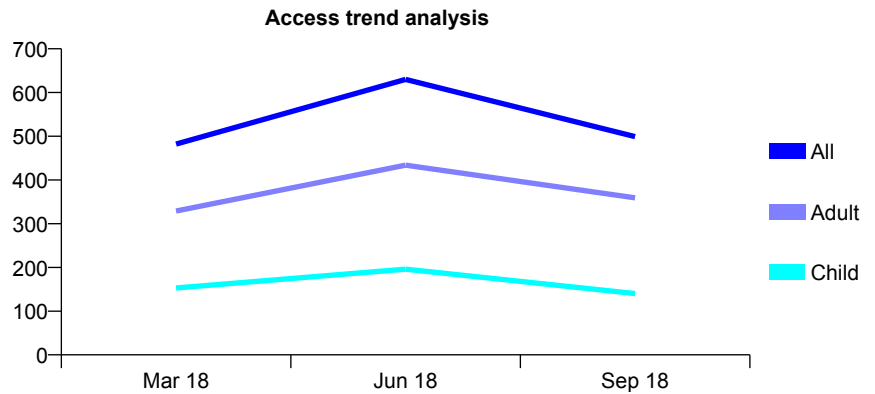
Q50 - Vital Signs At a Glance Contract Report for 100527/0000 - September 2018

Name or company name	MR RJ BROMILEY
Contract type name	GDS Contract
Purpose of contract	General
Contract start date	01/10/2017
Contract end date	31/03/2019

18/19 Contracted general activity (UDA)	333
Carry forward general activity (UDA)	0
18/19 Contracted orthodontic activity (UOA)	0
Carry forward orthodontic activity (UOA)	0
Baseline contract value	£9,424.73

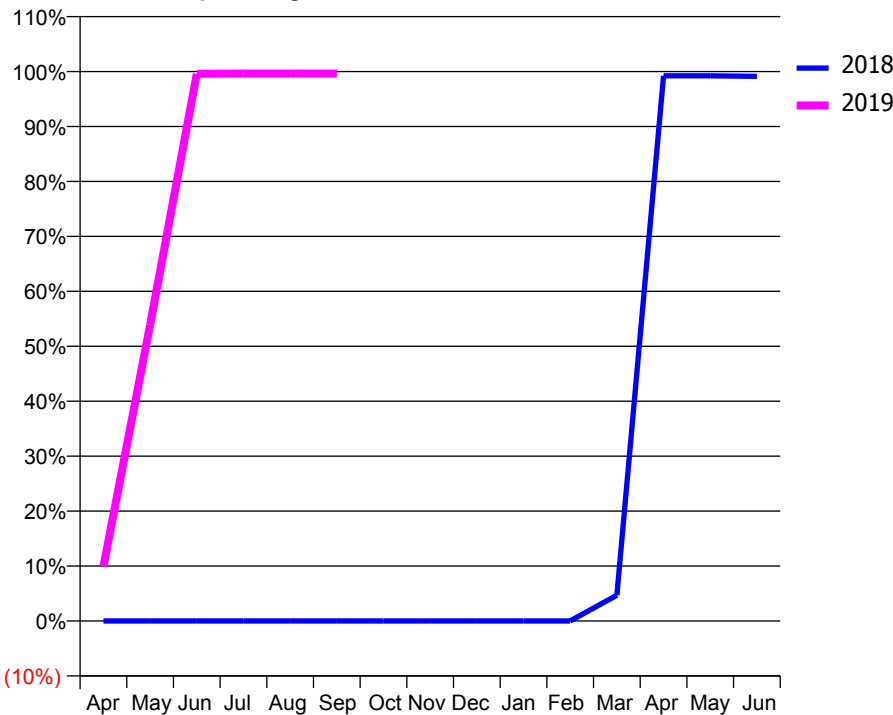
ACCESS*

Patients seen in 24 months	Total	Change since previous quarter
Quarter ending September 2017	0	
Quarter ending December 2017	0	
Quarter ending March 2018	482	
Quarter ending June 2018	630	↑
Quarter ending September 2018	499	↓
Variance since September 2017	N/A	



ACTIVITY

Cumulative percentage of contracted UDA delivered 2018 & 2019



Month	Adjusted Scheduled Activity (UDA)	
	2018	2019
April	0	33
May	0	179
June	0	332
July	0	332
August	0	332
September	0	332
October	0	
November	0	
December	0	
January	0	
February	0	
March	47	
April	992	
May	992	
June	991	

QUALITY

	Quantity	Base Number	Contract	AT	Region	England
% of FP17s for the same patient ID Re-attending within 3 months - Children	0	204	0.0%	9.4%	12.2%	11.6%
% of FP17s for the same patient ID Re-attending within 3 months - Adults	4	500	0.8%	12.8%	15.8%	15.5%
% of FP17s for the same patient ID Re-attending between 3 & 9 months - Children	0	204	0.0%	63.3%	60.3%	58.8%
% of FP17s for the same patient ID Re-attending between 3 & 9 months - Adults	0	500	0.0%	55.1%	53.5%	51.1%
% of FP17s for Band 1 Urgent Courses	24	201	11.9%	7.6%	9.1%	9.0%
% of FP17s Relating to Free Repair or Replacements	3	201	1.5%	0.9%	1.0%	0.8%
% of FP17s Relating to Continuations	0	201	0.0%	0.9%	1.0%	0.9%
% of Patients satisfied with the dentistry they have received	1	1	N/A	94.0%	93.6%	93.3%
% of Patients satisfied with the time they had to wait for an appointment	1	1	N/A	89.0%	89.8%	88.9%

* This is based on patients treated on this contract for their most recent course of treatment. Figures in italics indicate the base number of FP17s or Patient Questionnaire responses are less than 100. N/A is shown where the base number of responses is less than 10 during the period. % is calculated as Quantity/Base number*100

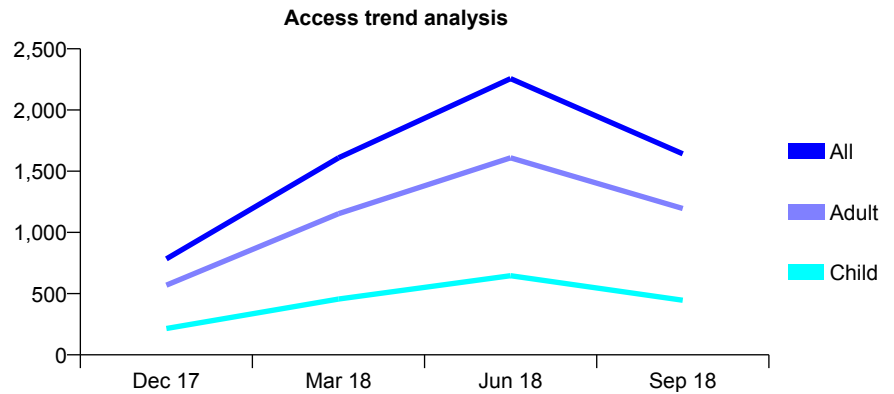
Q50 - Vital Signs At a Glance Contract Report for 100528/0000 - September 2018

Name or company name	Glen Lea Dental Suite
Contract type name	GDS Contract
Purpose of contract	General
Contract start date	01/10/2017
Contract end date	31/03/2019

18/19 Contracted general activity (UDA)	2,400
Carry forward general activity (UDA)	0
18/19 Contracted orthodontic activity (UOA)	0
Carry forward orthodontic activity (UOA)	0
Baseline contract value	£67,920.83

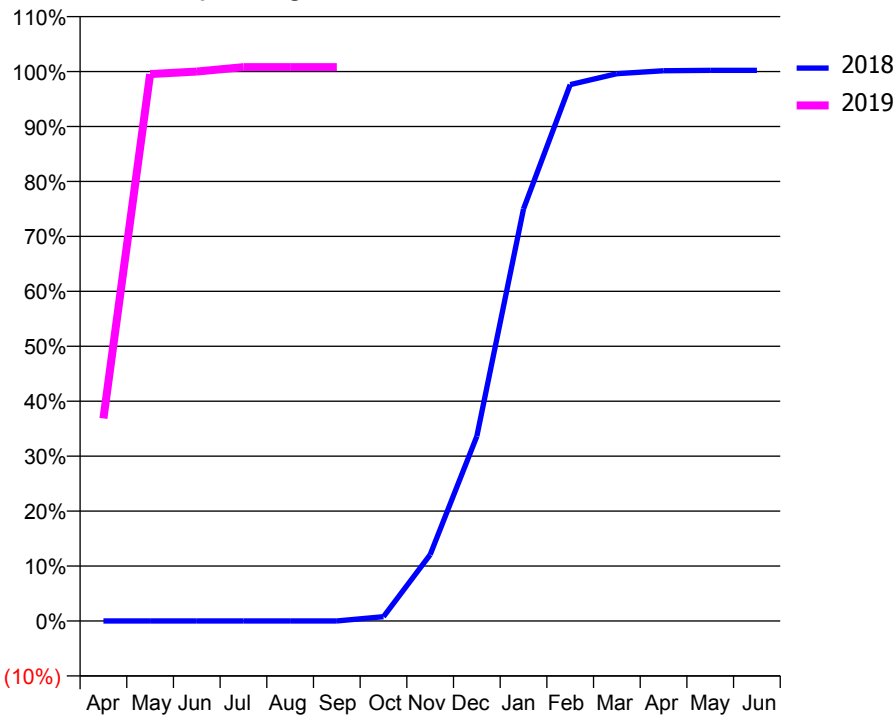
ACCESS*

Patients seen in 24 months	Total	Change since previous quarter
Quarter ending September 2017	0	
Quarter ending December 2017	784	↑
Quarter ending March 2018	1,609	↑
Quarter ending June 2018	2,256	↑
Quarter ending September 2018	1,642	↓
Variance since September 2017	N/A	



ACTIVITY

Cumulative percentage of contracted UDA delivered 2018 & 2019



Month	Adjusted Scheduled Activity (UDA)	
	2018	2019
April	0	885
May	0	2,389
June	0	2,400
July	0	2,419
August	0	2,419
September	0	2,419
October	31	
November	483	
December	1,344	
January	2,999	
February	3,905	
March	3,984	
April	4,006	
May	4,009	
June	4,009	

QUALITY

	Quantity	Base Number	Contract	AT	Region	England
% of FP17s for the same patient ID Re-attending within 3 months - Children	7	302	2.3%	9.4%	12.2%	11.6%
% of FP17s for the same patient ID Re-attending within 3 months - Adults	38	840	4.5%	12.8%	15.8%	15.5%
% of FP17s for the same patient ID Re-attending between 3 & 9 months - Children	22	302	7.3%	63.3%	60.3%	58.8%
% of FP17s for the same patient ID Re-attending between 3 & 9 months - Adults	89	840	10.6%	55.1%	53.5%	51.1%
% of FP17s for Band 1 Urgent Courses	105	1,122	9.4%	7.6%	9.1%	9.0%
% of FP17s Relating to Free Repair or Replacements	4	1,122	0.4%	0.9%	1.0%	0.8%
% of FP17s Relating to Continuations	10	1,122	0.9%	0.9%	1.0%	0.9%
% of Patients satisfied with the dentistry they have received	3	3	N/A	94.0%	93.6%	93.3%
% of Patients satisfied with the time they had to wait for an appointment	3	3	N/A	89.0%	89.8%	88.9%

* This is based on patients treated on this contract for their most recent course of treatment. Figures in italics indicate the base number of FP17s or Patient Questionnaire responses are less than 100. N/A is shown where the base number of responses is less than 10 during the period. % is calculated as Quantity/Base number*100

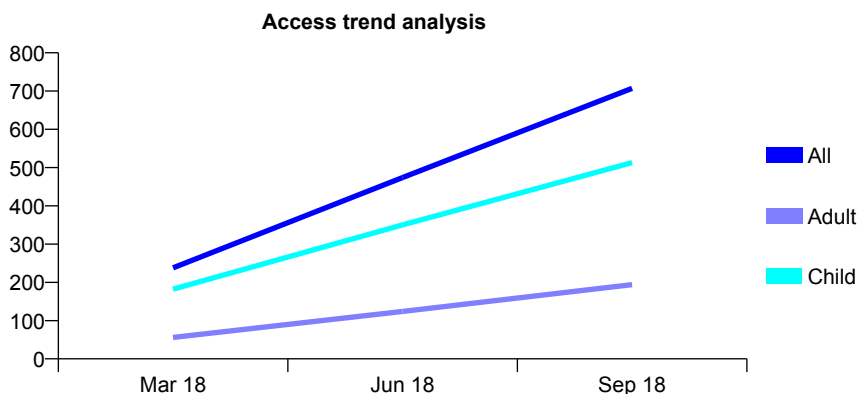
Q50 - Vital Signs At a Glance Contract Report for 100553/0000 - September 2018

Name or company name	Mrs Julie Finn
Contract type name	GDS Contract
Purpose of contract	General and Orthodontic
Contract start date	22/10/2017
Contract end date	21/10/2018

18/19 Contracted general activity (UDA)	1,973
Carry forward general activity (UDA)	0
18/19 Contracted orthodontic activity (UOA)	690
Carry forward orthodontic activity (UOA)	0
Baseline contract value	£108,309.76

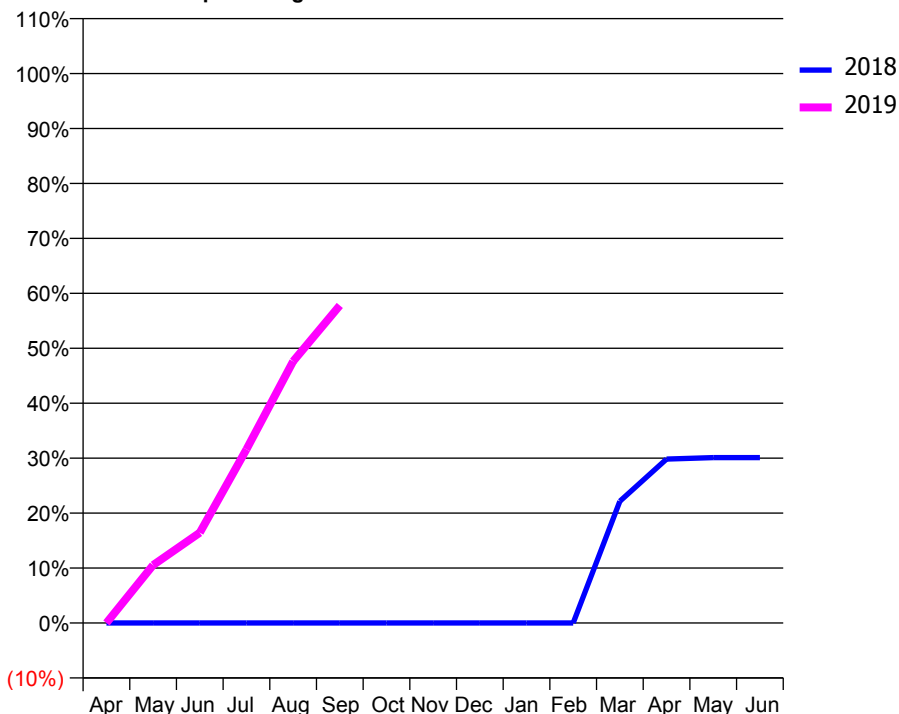
ACCESS*

Patients seen in 24 months	Total	Change since previous quarter
Quarter ending September 2017	0	
Quarter ending December 2017	0	
Quarter ending March 2018	238	
Quarter ending June 2018	474	↑
Quarter ending September 2018	707	↑
Variance since September 2017	N/A	



ACTIVITY

Cumulative percentage of contracted UDA delivered 2018 & 2019



Month	Adjusted Scheduled Activity (UDA)	
	2018	2019
April	0	0
May	0	208
June	0	324
July	0	624
August	0	940
September	0	1,140
October	0	
November	0	
December	0	
January	0	
February	0	
March	348	
April	469	
May	473	
June	473	

QUALITY

	Quantity	Base Number	Contract	AT	Region	England
% of FP17s for the same patient ID Re-attending within 3 months - Children	49	559	8.8%	9.4%	12.2%	11.6%
% of FP17s for the same patient ID Re-attending within 3 months - Adults	37	207	17.9%	12.8%	15.8%	15.5%
% of FP17s for the same patient ID Re-attending between 3 & 9 months - Children	68	559	12.2%	63.3%	60.3%	58.8%
% of FP17s for the same patient ID Re-attending between 3 & 9 months - Adults	27	207	13.0%	55.1%	53.5%	51.1%
% of FP17s for Band 1 Urgent Courses	47	618	7.6%	7.6%	9.1%	9.0%
% of FP17s Relating to Free Repair or Replacements	1	618	0.2%	0.9%	1.0%	0.8%
% of FP17s Relating to Continuations	4	618	0.6%	0.9%	1.0%	0.9%
% of Patients satisfied with the dentistry they have received	0	0	N/A	94.0%	93.6%	93.3%
% of Patients satisfied with the time they had to wait for an appointment	0	0	N/A	89.0%	89.8%	88.9%

* This is based on patients treated on this contract for their most recent course of treatment. Figures in italics indicate the base number of FP17s or Patient Questionnaire responses are less than 100. N/A is shown where the base number of responses is less than 10 during the period. % is calculated as Quantity/Base number*100

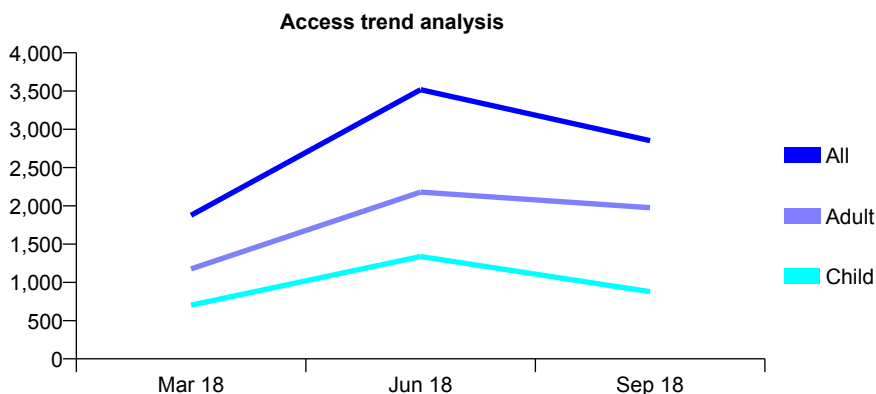
Q50 - Vital Signs At a Glance Contract Report for 100594/0000 - September 2018

Name or company name	The Dental Design Studio
Contract type name	GDS Contract
Purpose of contract	General
Contract start date	01/02/2018
Contract end date	

18/19 Contracted general activity (UDA)	13,000
Carry forward general activity (UDA)	0
18/19 Contracted orthodontic activity (UOA)	0
Carry forward orthodontic activity (UOA)	0
Baseline contract value	£328,573.52

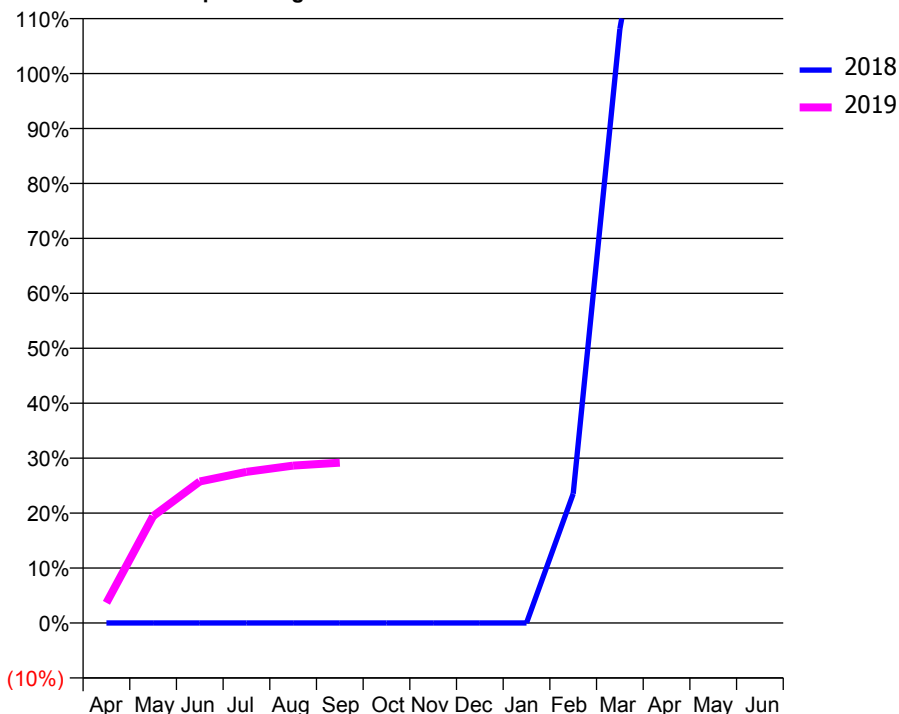
ACCESS*

Patients seen in 24 months	Total	Change since previous quarter
Quarter ending September 2017	0	
Quarter ending December 2017	0	
Quarter ending March 2018	1,877	
Quarter ending June 2018	3,518	↑
Quarter ending September 2018	2,853	↓
Variance since September 2017	N/A	



ACTIVITY

Cumulative percentage of contracted UDA delivered 2018 & 2019



Adjusted Scheduled Activity (UDA)

Month	2018	2019
April	0	479
May	0	2,530
June	0	3,350
July	0	3,577
August	0	3,723
September	0	3,795
October	0	
November	0	
December	0	
January	0	
February	510	
March	2,343	
April	3,320	
May	3,324	
June	3,324	

QUALITY

	Quantity	Base Number	Contract	AT	Region	England
% of FP17s for the same patient ID Re-attending within 3 months - Children	57	993	5.7%	9.4%	12.2%	11.6%
% of FP17s for the same patient ID Re-attending within 3 months - Adults	129	1,608	8.0%	12.8%	15.8%	15.5%
% of FP17s for the same patient ID Re-attending between 3 & 9 months - Children	38	993	3.8%	63.3%	60.3%	58.8%
% of FP17s for the same patient ID Re-attending between 3 & 9 months - Adults	20	1,608	1.2%	55.1%	53.5%	51.1%
% of FP17s for Band 1 Urgent Courses	138	2,106	6.6%	7.6%	9.1%	9.0%
% of FP17s Relating to Free Repair or Replacements	12	2,106	0.6%	0.9%	1.0%	0.8%
% of FP17s Relating to Continuations	15	2,106	0.7%	0.9%	1.0%	0.9%
% of Patients satisfied with the dentistry they have received	2	2	N/A	94.0%	93.6%	93.3%
% of Patients satisfied with the time they had to wait for an appointment	2	2	N/A	89.0%	89.8%	88.9%

* This is based on patients treated on this contract for their most recent course of treatment. Figures in italics indicate the base number of FP17s or Patient Questionnaire responses are less than 100. N/A is shown where the base number of responses is less than 10 during the period. % is calculated as Quantity/Base number*100

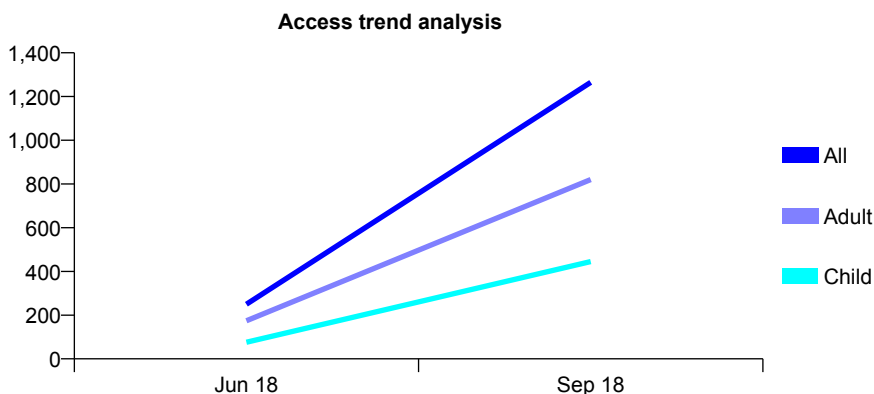
Q50 - Vital Signs At a Glance Contract Report for 100672/0000 - September 2018

Name or company name	City Health Dental
Contract type name	GDS Contract
Purpose of contract	General
Contract start date	01/04/2018
Contract end date	

18/19 Contracted general activity (UDA)	8,333
Carry forward general activity (UDA)	0
18/19 Contracted orthodontic activity (UOA)	0
Carry forward orthodontic activity (UOA)	0
Baseline contract value	£297,857.30

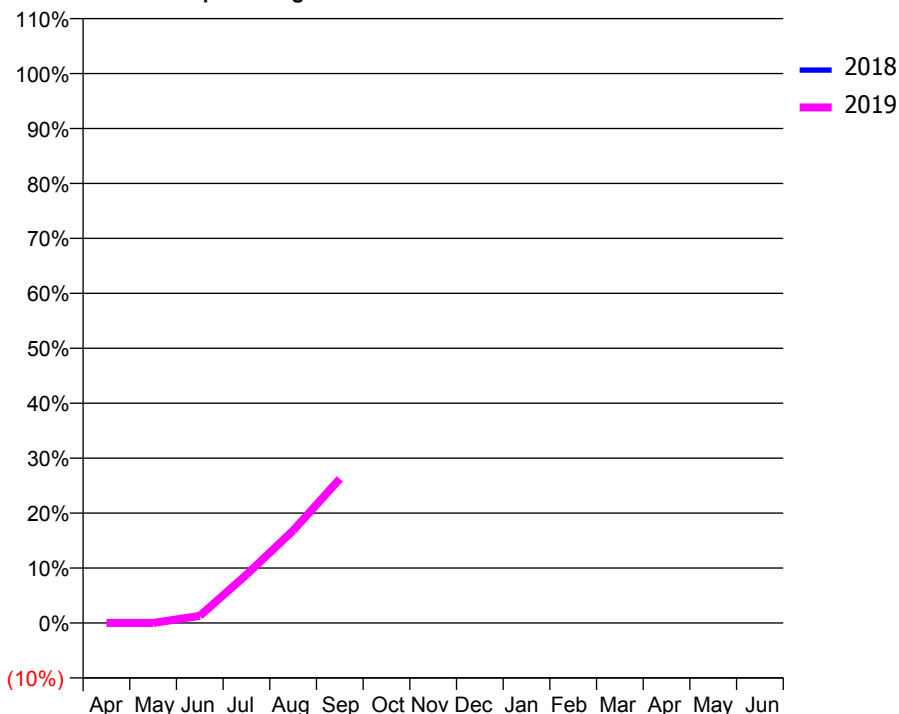
ACCESS*

Patients seen in 24 months	Total	Change since previous quarter
Quarter ending September 2017	0	
Quarter ending December 2017	0	
Quarter ending March 2018	0	
Quarter ending June 2018	250	↑
Quarter ending September 2018	1,265	↑
Variance since September 2017	N/A	



ACTIVITY

Cumulative percentage of contracted UDA delivered 2018 & 2019



Month	Adjusted Scheduled Activity (UDA)	
	2018	2019
April	0	0
May	0	0
June	0	108
July	0	734
August	0	1,402
September	0	2,188
October	0	
November	0	
December	0	
January	0	
February	0	
March	0	
April	0	
May	0	
June	0	

QUALITY

	Quantity	Base Number	Contract	AT	Region	England
% of FP17s for the same patient ID Re-attending within 3 months - Children	12	465	2.6%	9.4%	12.2%	11.6%
% of FP17s for the same patient ID Re-attending within 3 months - Adults	81	944	8.6%	12.8%	15.8%	15.5%
% of FP17s for the same patient ID Re-attending between 3 & 9 months - Children	1	465	0.2%	63.3%	60.3%	58.8%
% of FP17s for the same patient ID Re-attending between 3 & 9 months - Adults	3	944	0.3%	55.1%	53.5%	51.1%
% of FP17s for Band 1 Urgent Courses	158	1,409	11.2%	7.6%	9.1%	9.0%
% of FP17s Relating to Free Repair or Replacements	21	1,409	1.5%	0.9%	1.0%	0.8%
% of FP17s Relating to Continuations	22	1,409	1.6%	0.9%	1.0%	0.9%
% of Patients satisfied with the dentistry they have received	0	0	N/A	94.0%	93.6%	93.3%
% of Patients satisfied with the time they had to wait for an appointment	0	0	N/A	89.0%	89.8%	88.9%

* This is based on patients treated on this contract for their most recent course of treatment. Figures in italics indicate the base number of FP17s or Patient Questionnaire responses are less than 100. N/A is shown where the base number of responses is less than 10 during the period. % is calculated as Quantity/Base number*100

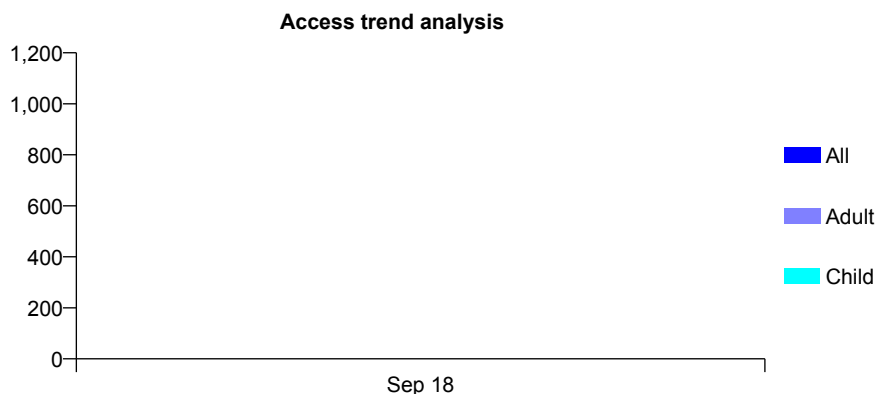
Q50 - Vital Signs At a Glance Contract Report for 100673/0000 - September 2018

Name or company name	City Health Dental
Contract type name	GDS Contract
Purpose of contract	General
Contract start date	01/04/2018
Contract end date	

18/19 Contracted general activity (UDA)	9,167
Carry forward general activity (UDA)	0
18/19 Contracted orthodontic activity (UOA)	0
Carry forward orthodontic activity (UOA)	0
Baseline contract value	£327,644.69

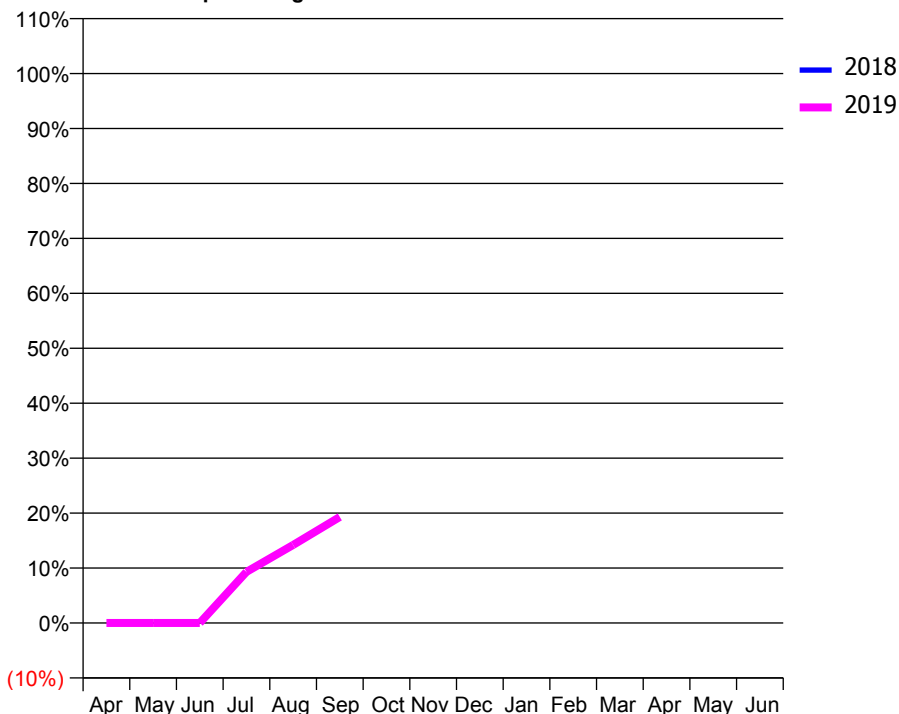
ACCESS*

Patients seen in 24 months	Total	Change since previous quarter
Quarter ending September 2017	0	
Quarter ending December 2017	0	
Quarter ending March 2018	0	
Quarter ending June 2018	0	
Quarter ending September 2018	1,107	↑
Variance since September 2017	N/A	



ACTIVITY

Cumulative percentage of contracted UDA delivered 2018 & 2019



Month	Adjusted Scheduled Activity (UDA)	
	2018	2019
April	0	0
May	0	0
June	0	0
July	0	852
August	0	1,303
September	0	1,770
October	0	
November	0	
December	0	
January	0	
February	0	
March	0	
April	0	
May	0	
June	0	

QUALITY

	Quantity	Base Number	Contract	AT	Region	England
% of FP17s for the same patient ID Re-attending within 3 months - Children	10	286	3.5%	9.4%	12.2%	11.6%
% of FP17s for the same patient ID Re-attending within 3 months - Adults	96	956	10.0%	12.8%	15.8%	15.5%
% of FP17s for the same patient ID Re-attending between 3 & 9 months - Children	0	286	0.0%	63.3%	60.3%	58.8%
% of FP17s for the same patient ID Re-attending between 3 & 9 months - Adults	1	956	0.1%	55.1%	53.5%	51.1%
% of FP17s for Band 1 Urgent Courses	228	1,242	18.4%	7.6%	9.1%	9.0%
% of FP17s Relating to Free Repair or Replacements	18	1,242	1.4%	0.9%	1.0%	0.8%
% of FP17s Relating to Continuations	14	1,242	1.1%	0.9%	1.0%	0.9%
% of Patients satisfied with the dentistry they have received	0	0	N/A	94.0%	93.6%	93.3%
% of Patients satisfied with the time they had to wait for an appointment	0	0	N/A	89.0%	89.8%	88.9%

* This is based on patients treated on this contract for their most recent course of treatment. Figures in italics indicate the base number of FP17s or Patient Questionnaire responses are less than 100. N/A is shown where the base number of responses is less than 10 during the period. % is calculated as Quantity/Base number*100

Q50 - Vital Signs At a Glance Contract Report for 100674/0000 - September 2018


Name or company name	City Health Dental
Contract type name	GDS Contract
Purpose of contract	General
Contract start date	01/04/2018
Contract end date	

18/19 Contracted general activity (UDA)	8,333
Carry forward general activity (UDA)	0
18/19 Contracted orthodontic activity (UOA)	0
Carry forward orthodontic activity (UOA)	0
Baseline contract value	£297,857.30

ACCESS*

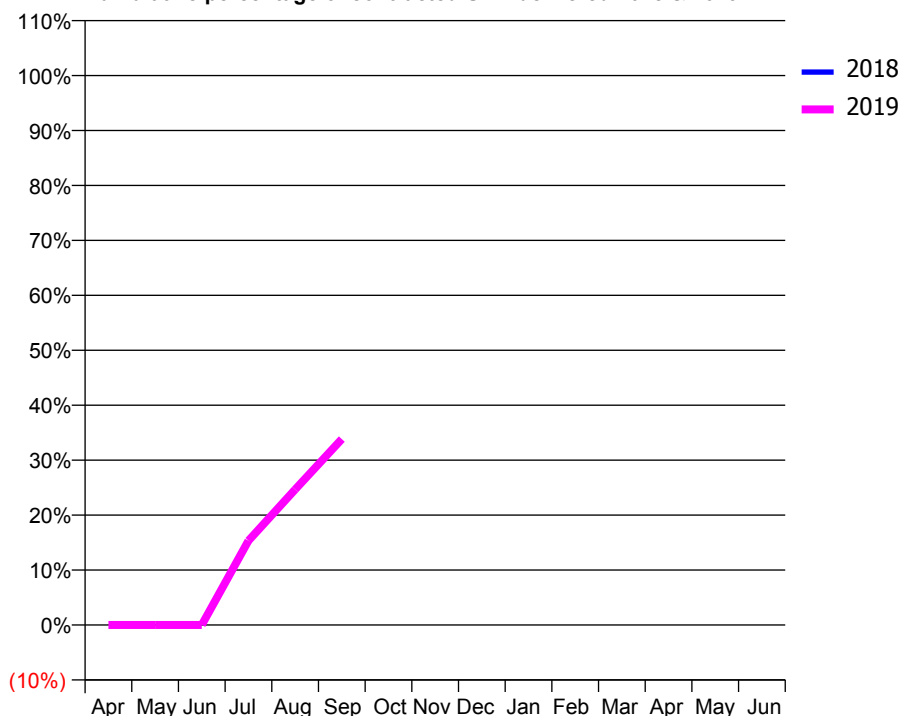
Patients seen in 24 months	Total	Change since previous quarter
Quarter ending September 2017	0	
Quarter ending December 2017	0	
Quarter ending March 2018	0	
Quarter ending June 2018	0	
Quarter ending September 2018	1,769	↑
Variance since September 2017	N/A	

Access trend analysis



ACTIVITY

Cumulative percentage of contracted UDA delivered 2018 & 2019



Month	Adjusted Scheduled Activity (UDA)	
	2018	2019
April	0	0
May	0	0
June	0	0
July	0	1,278
August	0	2,055
September	0	2,820
October	0	
November	0	
December	0	
January	0	
February	0	
March	0	
April	0	
May	0	
June	0	

QUALITY

	Quantity	Base Number	Contract	AT	Region	England
% of FP17s for the same patient ID Re-attending within 3 months - Children	15	559	2.7%	9.4%	12.2%	11.6%
% of FP17s for the same patient ID Re-attending within 3 months - Adults	79	1,180	6.7%	12.8%	15.8%	15.5%
% of FP17s for the same patient ID Re-attending between 3 & 9 months - Children	3	559	0.5%	63.3%	60.3%	58.8%
% of FP17s for the same patient ID Re-attending between 3 & 9 months - Adults	4	1,180	0.3%	55.1%	53.5%	51.1%
% of FP17s for Band 1 Urgent Courses	183	1,739	10.5%	7.6%	9.1%	9.0%
% of FP17s Relating to Free Repair or Replacements	12	1,739	0.7%	0.9%	1.0%	0.8%
% of FP17s Relating to Continuations	9	1,739	0.5%	0.9%	1.0%	0.9%
% of Patients satisfied with the dentistry they have received	1	1	N/A	94.0%	93.6%	93.3%
% of Patients satisfied with the time they had to wait for an appointment	1	1	N/A	89.0%	89.8%	88.9%

* This is based on patients treated on this contract for their most recent course of treatment. Figures in italics indicate the base number of FP17s or Patient Questionnaire responses are less than 100. N/A is shown where the base number of responses is less than 10 during the period. % is calculated as Quantity/Base number*100

Q50 - Vital Signs At a Glance Contract Report for 100675/0000 - September 2018


Name or company name	City Health Dental
Contract type name	GDS Contract
Purpose of contract	General
Contract start date	01/04/2018
Contract end date	

18/19 Contracted general activity (UDA)	10,833
Carry forward general activity (UDA)	0
18/19 Contracted orthodontic activity (UOA)	0
Carry forward orthodontic activity (UOA)	0
Baseline contract value	£387,214.48

ACCESS*

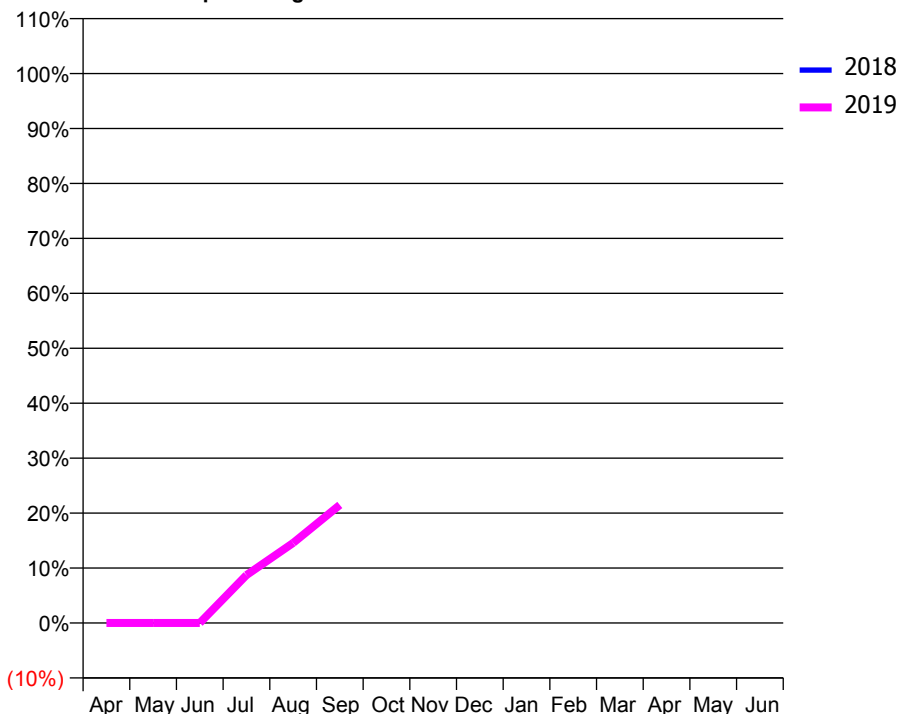
Patients seen in 24 months	Total	Change since previous quarter
Quarter ending September 2017	0	
Quarter ending December 2017	0	
Quarter ending March 2018	0	
Quarter ending June 2018	0	
Quarter ending September 2018	1,564	↑
Variance since September 2017	N/A	

Access trend analysis



ACTIVITY

Cumulative percentage of contracted UDA delivered 2018 & 2019



Adjusted Scheduled Activity (UDA)

Month	2018	2019
April	0	0
May	0	0
June	0	0
July	0	946
August	0	1,579
September	0	2,327
October	0	
November	0	
December	0	
January	0	
February	0	
March	0	
April	0	
May	0	
June	0	

QUALITY

	Quantity	Base Number	Contract	AT	Region	England
% of FP17s for the same patient ID Re-attending within 3 months - Children	13	397	3.3%	9.4%	12.2%	11.6%
% of FP17s for the same patient ID Re-attending within 3 months - Adults	58	1,160	5.0%	12.8%	15.8%	15.5%
% of FP17s for the same patient ID Re-attending between 3 & 9 months - Children	1	397	0.3%	63.3%	60.3%	58.8%
% of FP17s for the same patient ID Re-attending between 3 & 9 months - Adults	1	1,160	0.1%	55.1%	53.5%	51.1%
% of FP17s for Band 1 Urgent Courses	156	1,557	10.0%	7.6%	9.1%	9.0%
% of FP17s Relating to Free Repair or Replacements	47	1,557	3.0%	0.9%	1.0%	0.8%
% of FP17s Relating to Continuations	9	1,557	0.6%	0.9%	1.0%	0.9%
% of Patients satisfied with the dentistry they have received	0	0	N/A	94.0%	93.6%	93.3%
% of Patients satisfied with the time they had to wait for an appointment	0	0	N/A	89.0%	89.8%	88.9%

* This is based on patients treated on this contract for their most recent course of treatment. Figures in italics indicate the base number of FP17s or Patient Questionnaire responses are less than 100. N/A is shown where the base number of responses is less than 10 during the period. % is calculated as Quantity/Base number*100

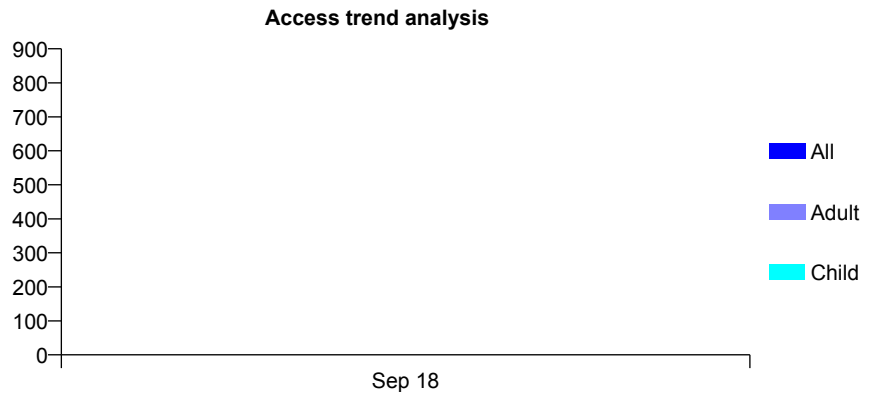
Q50 - Vital Signs At a Glance Contract Report for 100676/0000 - September 2018

Name or company name	City Health Dental
Contract type name	GDS Contract
Purpose of contract	General
Contract start date	01/04/2018
Contract end date	

18/19 Contracted general activity (UDA)	6,250
Carry forward general activity (UDA)	0
18/19 Contracted orthodontic activity (UOA)	0
Carry forward orthodontic activity (UOA)	0
Baseline contract value	£223,392.98

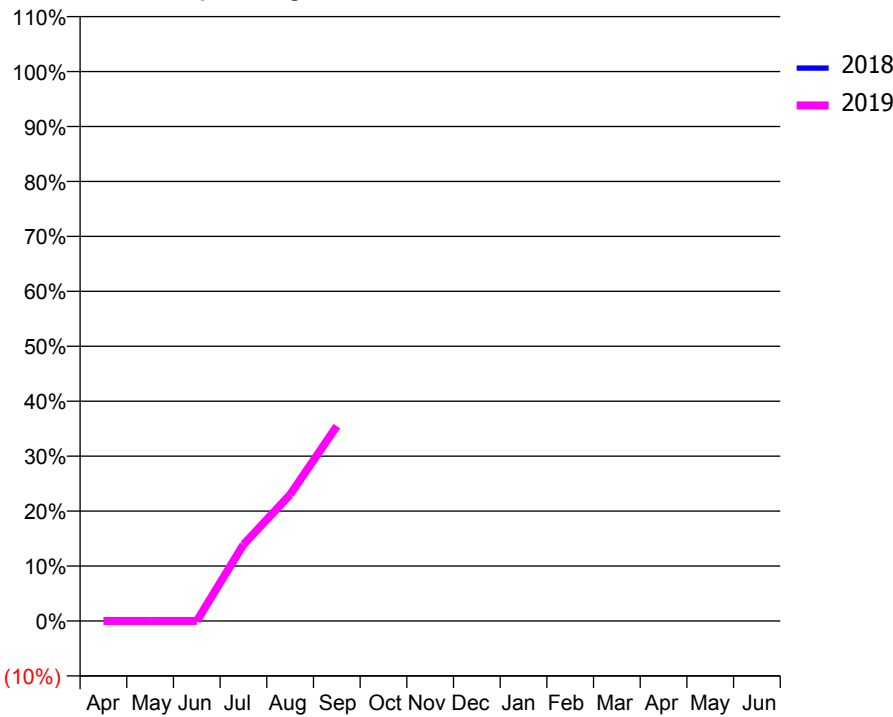
ACCESS*

Patients seen in 24 months	Total	Change since previous quarter
Quarter ending September 2017	0	
Quarter ending December 2017	0	
Quarter ending March 2018	0	
Quarter ending June 2018	0	
Quarter ending September 2018	822	↑
Variance since September 2017	N/A	



ACTIVITY

Cumulative percentage of contracted UDA delivered 2018 & 2019



Month	Adjusted Scheduled Activity (UDA)	
	2018	2019
April	0	0
May	0	0
June	0	0
July	0	869
August	0	1,438
September	0	2,216
October	0	
November	0	
December	0	
January	0	
February	0	
March	0	
April	0	
May	0	
June	0	

QUALITY

	Quantity	Base Number	Contract	AT	Region	England
% of FP17s for the same patient ID Re-attending within 3 months - Children	1	201	0.5%	9.4%	12.2%	11.6%
% of FP17s for the same patient ID Re-attending within 3 months - Adults	46	664	6.9%	12.8%	15.8%	15.5%
% of FP17s for the same patient ID Re-attending between 3 & 9 months - Children	4	201	2.0%	63.3%	60.3%	58.8%
% of FP17s for the same patient ID Re-attending between 3 & 9 months - Adults	14	664	2.1%	55.1%	53.5%	51.1%
% of FP17s for Band 1 Urgent Courses	41	865	4.7%	7.6%	9.1%	9.0%
% of FP17s Relating to Free Repair or Replacements	20	865	2.3%	0.9%	1.0%	0.8%
% of FP17s Relating to Continuations	11	865	1.3%	0.9%	1.0%	0.9%
% of Patients satisfied with the dentistry they have received	0	0	N/A	94.0%	93.6%	93.3%
% of Patients satisfied with the time they had to wait for an appointment	0	0	N/A	89.0%	89.8%	88.9%

* This is based on patients treated on this contract for their most recent course of treatment. Figures in italics indicate the base number of FP17s or Patient Questionnaire responses are less than 100. N/A is shown where the base number of responses is less than 10 during the period. % is calculated as Quantity/Base number*100

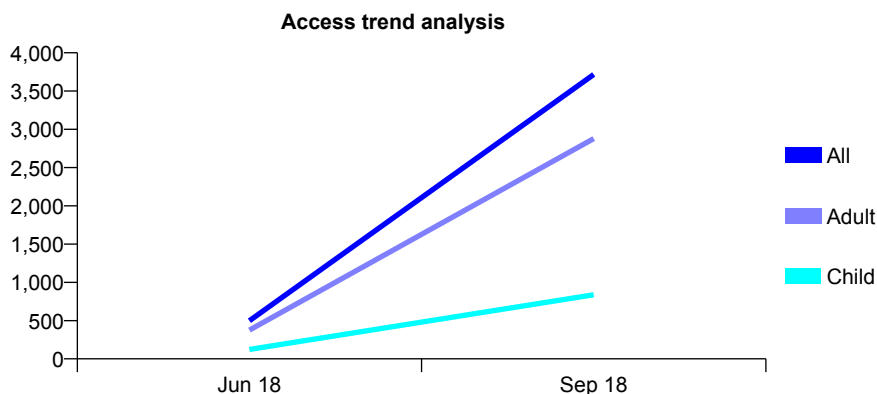
Q50 - Vital Signs At a Glance Contract Report for 100677/0000 - September 2018

Name or company name	City Health Dental
Contract type name	GDS Contract
Purpose of contract	General
Contract start date	01/04/2018
Contract end date	

18/19 Contracted general activity (UDA)	30,167
Carry forward general activity (UDA)	0
18/19 Contracted orthodontic activity (UOA)	0
Carry forward orthodontic activity (UOA)	0
Baseline contract value	£1,078,243.42

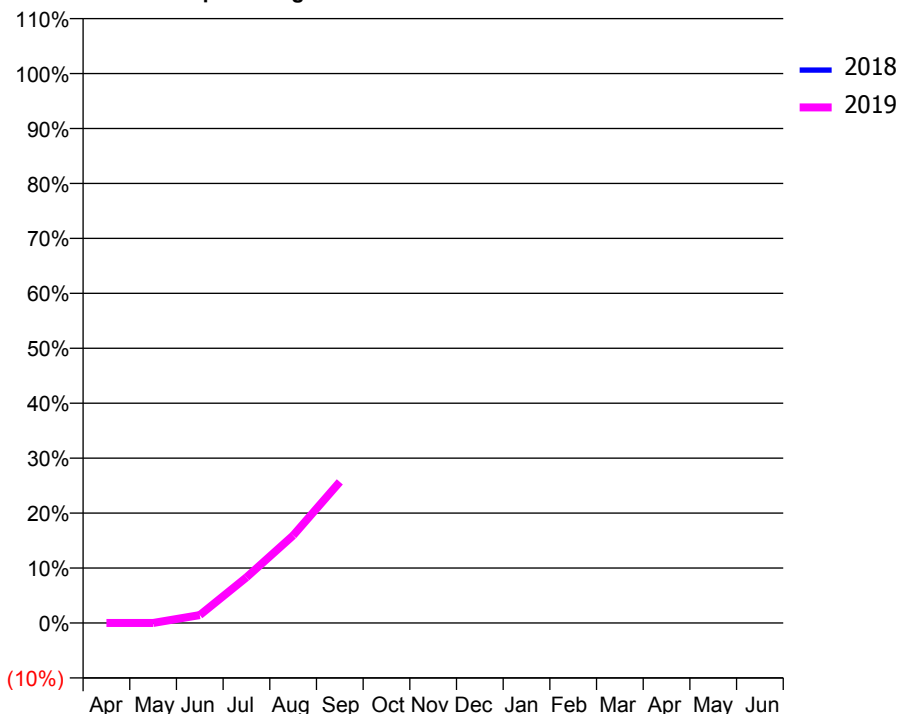
ACCESS*

Patients seen in 24 months	Total	Change since previous quarter
Quarter ending September 2017	0	
Quarter ending December 2017	0	
Quarter ending March 2018	0	
Quarter ending June 2018	498	↑
Quarter ending September 2018	3,717	↑
Variance since September 2017	N/A	



ACTIVITY

Cumulative percentage of contracted UDA delivered 2018 & 2019



Month	Adjusted Scheduled Activity (UDA)	
	2018	2019
April	0	0
May	0	0
June	0	434
July	0	2,506
August	0	4,807
September	0	7,748
October	0	
November	0	
December	0	
January	0	
February	0	
March	0	
April	0	
May	0	
June	0	

QUALITY

	Quantity	Base Number	Contract	AT	Region	England
% of FP17s for the same patient ID Re-attending within 3 months - Children	60	895	6.7%	9.4%	12.2%	11.6%
% of FP17s for the same patient ID Re-attending within 3 months - Adults	280	3,198	8.8%	12.8%	15.8%	15.5%
% of FP17s for the same patient ID Re-attending between 3 & 9 months - Children	1	895	0.1%	63.3%	60.3%	58.8%
% of FP17s for the same patient ID Re-attending between 3 & 9 months - Adults	5	3,198	0.2%	55.1%	53.5%	51.1%
% of FP17s for Band 1 Urgent Courses	1,434	4,093	35.0%	7.6%	9.1%	9.0%
% of FP17s Relating to Free Repair or Replacements	19	4,093	0.5%	0.9%	1.0%	0.8%
% of FP17s Relating to Continuations	39	4,093	1.0%	0.9%	1.0%	0.9%
% of Patients satisfied with the dentistry they have received	1	1	N/A	94.0%	93.6%	93.3%
% of Patients satisfied with the time they had to wait for an appointment	1	1	N/A	89.0%	89.8%	88.9%

* This is based on patients treated on this contract for their most recent course of treatment. Figures in italics indicate the base number of FP17s or Patient Questionnaire responses are less than 100. N/A is shown where the base number of responses is less than 10 during the period. % is calculated as Quantity/Base number*100

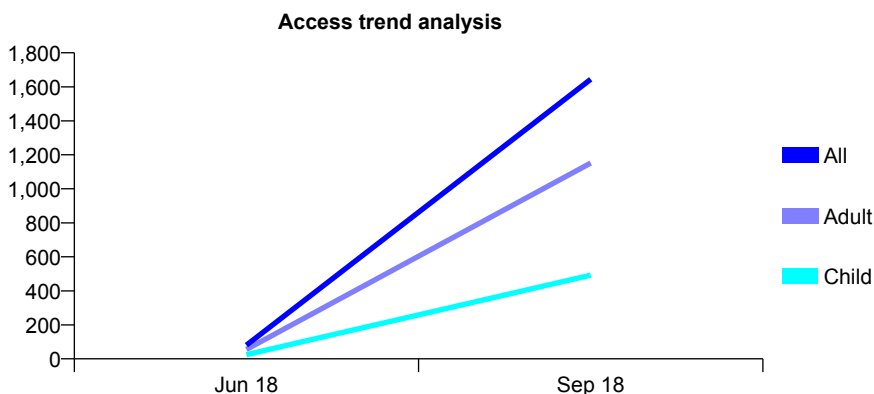
Q50 - Vital Signs At a Glance Contract Report for 100678/0000 - September 2018

Name or company name	32 Dental Care Limited
Contract type name	GDS Contract
Purpose of contract	General
Contract start date	01/06/2018
Contract end date	

18/19 Contracted general activity (UDA)	22,784
Carry forward general activity (UDA)	0
18/19 Contracted orthodontic activity (UOA)	0
Carry forward orthodontic activity (UOA)	0
Baseline contract value	£644,791.67

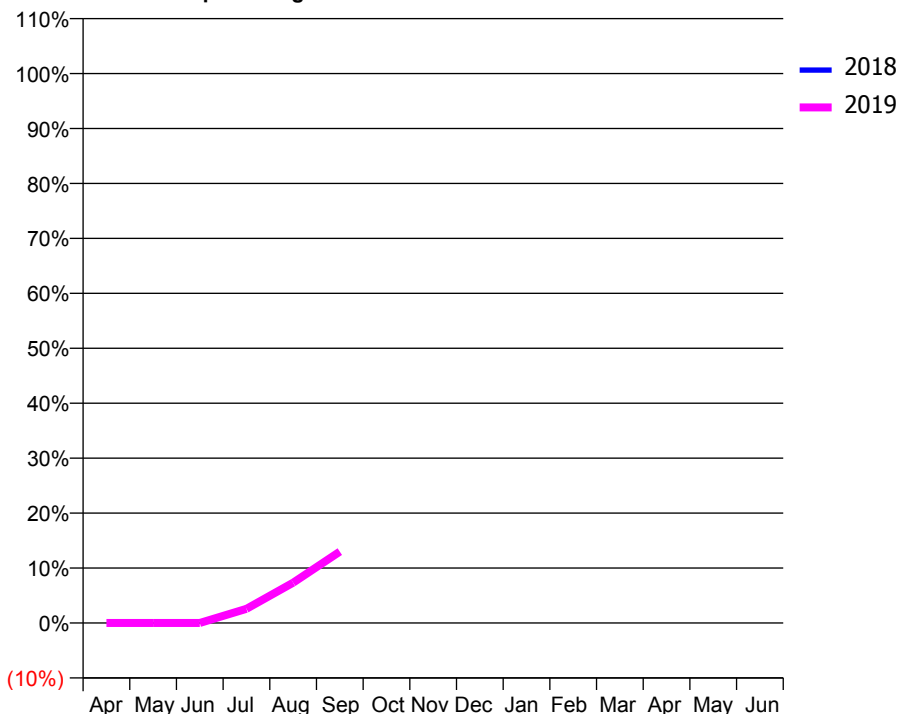
ACCESS*

Patients seen in 24 months	Total	Change since previous quarter
Quarter ending September 2017	0	
Quarter ending December 2017	0	
Quarter ending March 2018	0	
Quarter ending June 2018	80	↑
Quarter ending September 2018	1,644	↑
Variance since September 2017	N/A	



ACTIVITY

Cumulative percentage of contracted UDA delivered 2018 & 2019



Month	Adjusted Scheduled Activity (UDA)	
	2018	2019
April	0	0
May	0	0
June	0	0
July	0	588
August	0	1,674
September	0	2,959
October	0	
November	0	
December	0	
January	0	
February	0	
March	0	
April	0	
May	0	
June	0	

QUALITY

	Quantity	Base Number	Contract	AT	Region	England
% of FP17s for the same patient ID Re-attending within 3 months - Children	7	451	1.6%	9.4%	12.2%	11.6%
% of FP17s for the same patient ID Re-attending within 3 months - Adults	54	1,054	5.1%	12.8%	15.8%	15.5%
% of FP17s for the same patient ID Re-attending between 3 & 9 months - Children	0	451	0.0%	63.3%	60.3%	58.8%
% of FP17s for the same patient ID Re-attending between 3 & 9 months - Adults	0	1,054	0.0%	55.1%	53.5%	51.1%
% of FP17s for Band 1 Urgent Courses	171	1,505	11.4%	7.6%	9.1%	9.0%
% of FP17s Relating to Free Repair or Replacements	3	1,505	0.2%	0.9%	1.0%	0.8%
% of FP17s Relating to Continuations	1	1,505	0.1%	0.9%	1.0%	0.9%
% of Patients satisfied with the dentistry they have received	4	4	N/A	94.0%	93.6%	93.3%
% of Patients satisfied with the time they had to wait for an appointment	4	4	N/A	89.0%	89.8%	88.9%

* This is based on patients treated on this contract for their most recent course of treatment. Figures in italics indicate the base number of FP17s or Patient Questionnaire responses are less than 100. N/A is shown where the base number of responses is less than 10 during the period. % is calculated as Quantity/Base number*100

Q50 - Vital Signs At a Glance Contract Report for 100772/0000 - September 2018


Name or company name	The Corner Dental Practice
Contract type name	GDS Contract
Purpose of contract	General
Contract start date	01/07/2018
Contract end date	31/03/2021

18/19 Contracted general activity (UDA)	814
Carry forward general activity (UDA)	0
18/19 Contracted orthodontic activity (UOA)	0
Carry forward orthodontic activity (UOA)	0
Baseline contract value	£23,036.20

ACCESS*

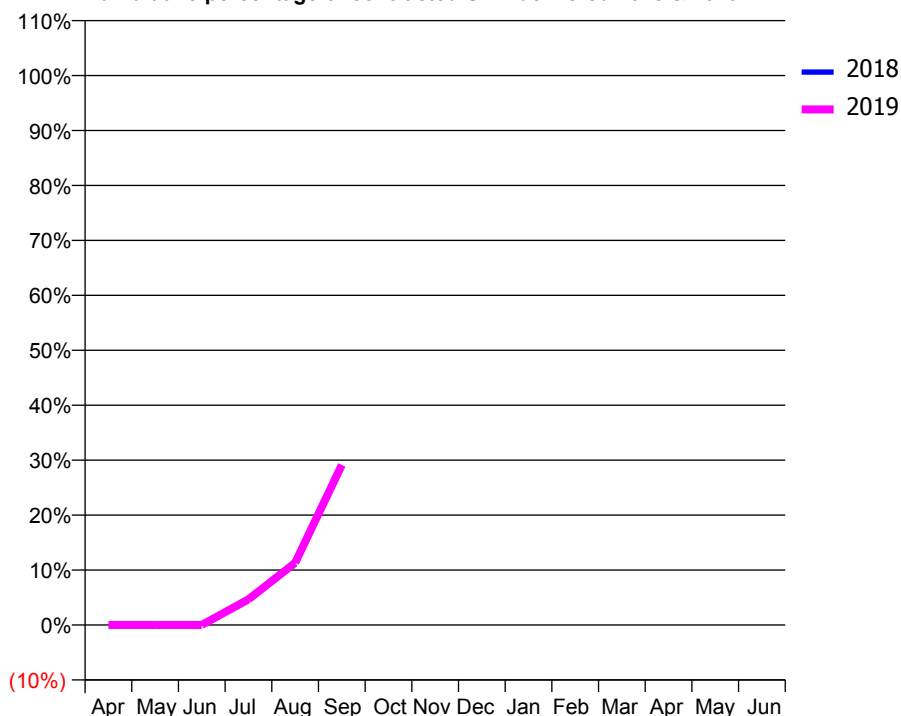
Patients seen in 24 months	Total	Change since previous quarter
Quarter ending September 2017	0	
Quarter ending December 2017	0	
Quarter ending March 2018	0	
Quarter ending June 2018	0	
Quarter ending September 2018	82	↑
Variance since September 2017	N/A	

Access trend analysis



ACTIVITY

Cumulative percentage of contracted UDA delivered 2018 & 2019



Month	Adjusted Scheduled Activity (UDA)	
	2018	2019
April	0	0
May	0	0
June	0	0
July	0	38
August	0	92
September	0	237
October	0	
November	0	
December	0	
January	0	
February	0	
March	0	
April	0	
May	0	
June	0	

QUALITY

	Quantity	Base Number	Contract	AT	Region	England
% of FP17s for the same patient ID Re-attending within 3 months - Children	0	29	0.0%	9.4%	12.2%	11.6%
% of FP17s for the same patient ID Re-attending within 3 months - Adults	0	53	0.0%	12.8%	15.8%	15.5%
% of FP17s for the same patient ID Re-attending between 3 & 9 months - Children	0	29	0.0%	63.3%	60.3%	58.8%
% of FP17s for the same patient ID Re-attending between 3 & 9 months - Adults	0	53	0.0%	55.1%	53.5%	51.1%
% of FP17s for Band 1 Urgent Courses	1	82	1.2%	7.6%	9.1%	9.0%
% of FP17s Relating to Free Repair or Replacements	0	82	0.0%	0.9%	1.0%	0.8%
% of FP17s Relating to Continuations	0	82	0.0%	0.9%	1.0%	0.9%
% of Patients satisfied with the dentistry they have received	0	0	N/A	94.0%	93.6%	93.3%
% of Patients satisfied with the time they had to wait for an appointment	0	0	N/A	89.0%	89.8%	88.9%

* This is based on patients treated on this contract for their most recent course of treatment. Figures in italics indicate the base number of FP17s or Patient Questionnaire responses are less than 100. N/A is shown where the base number of responses is less than 10 during the period. % is calculated as Quantity/Base number*100

Q50 - Vital Signs At a Glance Contract Report for 100781/0000 - September 2018


Name or company name	MR RP BERRY
Contract type name	GDS Contract
Purpose of contract	General
Contract start date	01/07/2018
Contract end date	31/03/2021

18/19 Contracted general activity (UDA)	2,349
Carry forward general activity (UDA)	0
18/19 Contracted orthodontic activity (UOA)	0
Carry forward orthodontic activity (UOA)	0
Baseline contract value	£66,476.70

ACCESS*

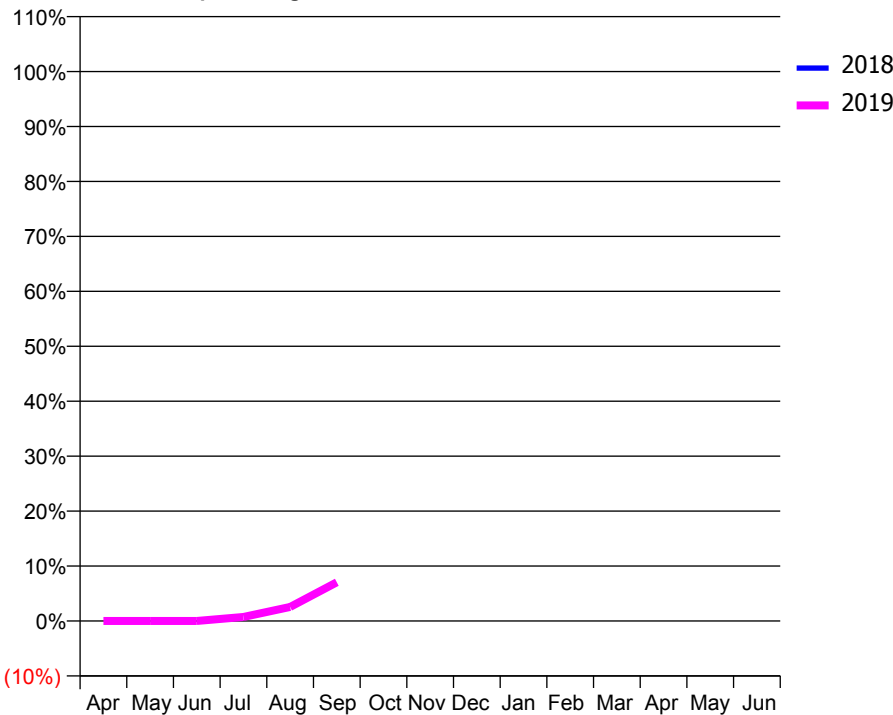
Patients seen in 24 months	Total	Change since previous quarter
Quarter ending September 2017	0	
Quarter ending December 2017	0	
Quarter ending March 2018	0	
Quarter ending June 2018	0	
Quarter ending September 2018	124	↑
Variance since September 2017	N/A	

Access trend analysis



ACTIVITY

Cumulative percentage of contracted UDA delivered 2018 & 2019



Month	Adjusted Scheduled Activity (UDA)	
	2018	2019
April	0	0
May	0	0
June	0	0
July	0	17
August	0	60
September	0	165
October	0	
November	0	
December	0	
January	0	
February	0	
March	0	
April	0	
May	0	
June	0	

QUALITY

	Quantity	Base Number	Contract	AT	Region	England
% of FP17s for the same patient ID Re-attending within 3 months - Children	0	33	0.0%	9.4%	12.2%	11.6%
% of FP17s for the same patient ID Re-attending within 3 months - Adults	3	87	3.4%	12.8%	15.8%	15.5%
% of FP17s for the same patient ID Re-attending between 3 & 9 months - Children	0	33	0.0%	63.3%	60.3%	58.8%
% of FP17s for the same patient ID Re-attending between 3 & 9 months - Adults	0	87	0.0%	55.1%	53.5%	51.1%
% of FP17s for Band 1 Urgent Courses	27	120	22.5%	7.6%	9.1%	9.0%
% of FP17s Relating to Free Repair or Replacements	0	120	0.0%	0.9%	1.0%	0.8%
% of FP17s Relating to Continuations	0	120	0.0%	0.9%	1.0%	0.9%
% of Patients satisfied with the dentistry they have received	0	0	N/A	94.0%	93.6%	93.3%
% of Patients satisfied with the time they had to wait for an appointment	0	0	N/A	89.0%	89.8%	88.9%

* This is based on patients treated on this contract for their most recent course of treatment. Figures in italics indicate the base number of FP17s or Patient Questionnaire responses are less than 100. N/A is shown where the base number of responses is less than 10 during the period. % is calculated as Quantity/Base number*100

Q50 - Vital Signs At a Glance Contract Report for 100786/0000 - September 2018


Name or company name	OASIS DENTAL CARE LTD
Contract type name	GDS Contract
Purpose of contract	General
Contract start date	01/07/2018
Contract end date	31/03/2021

18/19 Contracted general activity (UDA)	973
Carry forward general activity (UDA)	0
18/19 Contracted orthodontic activity (UOA)	0
Carry forward orthodontic activity (UOA)	0
Baseline contract value	£27,535.90

ACCESS*

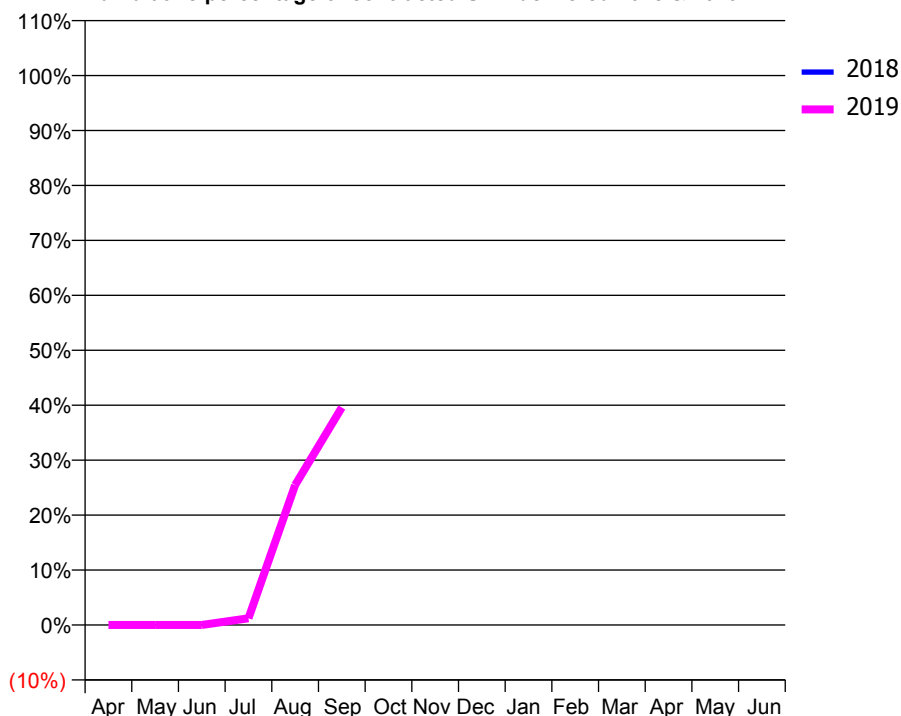
Patients seen in 24 months	Total	Change since previous quarter
Quarter ending September 2017	0	
Quarter ending December 2017	0	
Quarter ending March 2018	0	
Quarter ending June 2018	0	
Quarter ending September 2018	287	↑
Variance since September 2017	N/A	

Access trend analysis



ACTIVITY

Cumulative percentage of contracted UDA delivered 2018 & 2019



Adjusted Scheduled Activity (UDA)

Month	2018	2019
April	0	0
May	0	0
June	0	0
July	0	12
August	0	248
September	0	385
October	0	
November	0	
December	0	
January	0	
February	0	
March	0	
April	0	
May	0	
June	0	

QUALITY

	Quantity	Base Number	Contract	AT	Region	England
% of FP17s for the same patient ID Re-attending within 3 months - Children	0	110	0.0%	9.4%	12.2%	11.6%
% of FP17s for the same patient ID Re-attending within 3 months - Adults	2	173	1.2%	12.8%	15.8%	15.5%
% of FP17s for the same patient ID Re-attending between 3 & 9 months - Children	0	110	0.0%	63.3%	60.3%	58.8%
% of FP17s for the same patient ID Re-attending between 3 & 9 months - Adults	0	173	0.0%	55.1%	53.5%	51.1%
% of FP17s for Band 1 Urgent Courses	31	283	11.0%	7.6%	9.1%	9.0%
% of FP17s Relating to Free Repair or Replacements	8	283	2.8%	0.9%	1.0%	0.8%
% of FP17s Relating to Continuations	0	283	0.0%	0.9%	1.0%	0.9%
% of Patients satisfied with the dentistry they have received	0	0	N/A	94.0%	93.6%	93.3%
% of Patients satisfied with the time they had to wait for an appointment	0	0	N/A	89.0%	89.8%	88.9%

* This is based on patients treated on this contract for their most recent course of treatment. Figures in italics indicate the base number of FP17s or Patient Questionnaire responses are less than 100. N/A is shown where the base number of responses is less than 10 during the period. % is calculated as Quantity/Base number*100

Q50 - Vital Signs At a Glance Contract Report for 100787/0000 - September 2018


Name or company name	B & R Dental Care
Contract type name	GDS Contract
Purpose of contract	General
Contract start date	01/07/2018
Contract end date	31/03/2021

18/19 Contracted general activity (UDA)	535
Carry forward general activity (UDA)	0
18/19 Contracted orthodontic activity (UOA)	0
Carry forward orthodontic activity (UOA)	0
Baseline contract value	£15,140.50

ACCESS*

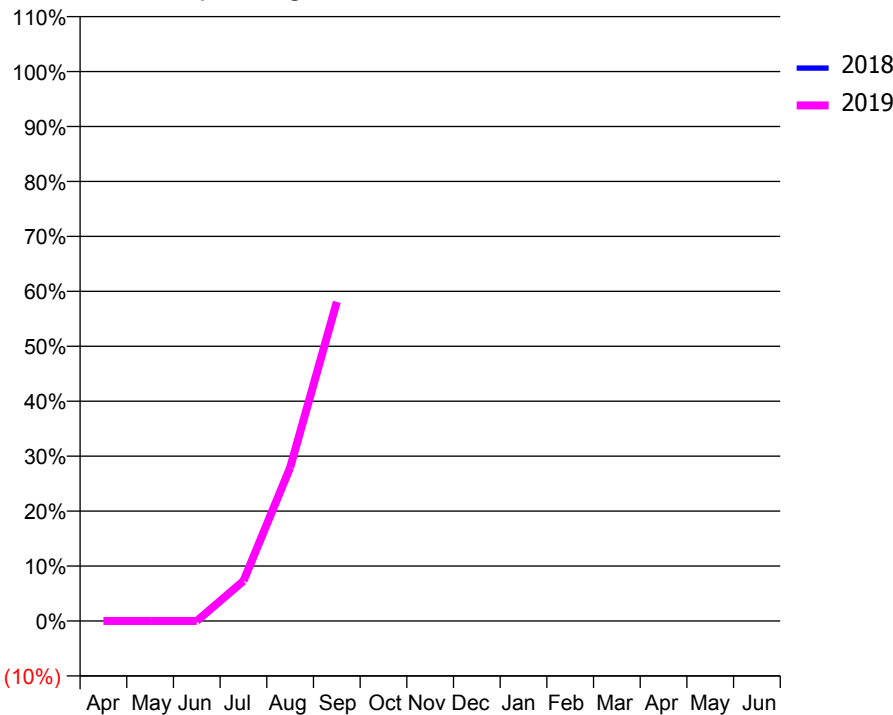
Patients seen in 24 months	Total	Change since previous quarter
Quarter ending September 2017	0	
Quarter ending December 2017	0	
Quarter ending March 2018	0	
Quarter ending June 2018	0	
Quarter ending September 2018	151	↑
Variance since September 2017	N/A	

Access trend analysis



ACTIVITY

Cumulative percentage of contracted UDA delivered 2018 & 2019



Month	Adjusted Scheduled Activity (UDA)	
	2018	2019
April	0	0
May	0	0
June	0	0
July	0	39
August	0	149
September	0	311
October	0	
November	0	
December	0	
January	0	
February	0	
March	0	
April	0	
May	0	
June	0	

QUALITY

	Quantity	Base Number	Contract	AT	Region	England
% of FP17s for the same patient ID Re-attending within 3 months - Children	0	59	0.0%	9.4%	12.2%	11.6%
% of FP17s for the same patient ID Re-attending within 3 months - Adults	0	91	0.0%	12.8%	15.8%	15.5%
% of FP17s for the same patient ID Re-attending between 3 & 9 months - Children	0	59	0.0%	63.3%	60.3%	58.8%
% of FP17s for the same patient ID Re-attending between 3 & 9 months - Adults	0	91	0.0%	55.1%	53.5%	51.1%
% of FP17s for Band 1 Urgent Courses	9	150	6.0%	7.6%	9.1%	9.0%
% of FP17s Relating to Free Repair or Replacements	0	150	0.0%	0.9%	1.0%	0.8%
% of FP17s Relating to Continuations	0	150	0.0%	0.9%	1.0%	0.9%
% of Patients satisfied with the dentistry they have received	0	0	N/A	94.0%	93.6%	93.3%
% of Patients satisfied with the time they had to wait for an appointment	0	0	N/A	89.0%	89.8%	88.9%

* This is based on patients treated on this contract for their most recent course of treatment. Figures in italics indicate the base number of FP17s or Patient Questionnaire responses are less than 100. N/A is shown where the base number of responses is less than 10 during the period. % is calculated as Quantity/Base number*100

Q50 - Vital Signs At a Glance Contract Report for 100788/0000 - September 2018


Name or company name	MR AN GATECLIFF
Contract type name	GDS Contract
Purpose of contract	General
Contract start date	01/07/2018
Contract end date	31/03/2021

18/19 Contracted general activity (UDA)	261
Carry forward general activity (UDA)	0
18/19 Contracted orthodontic activity (UOA)	0
Carry forward orthodontic activity (UOA)	0
Baseline contract value	£7,386.30

ACCESS*

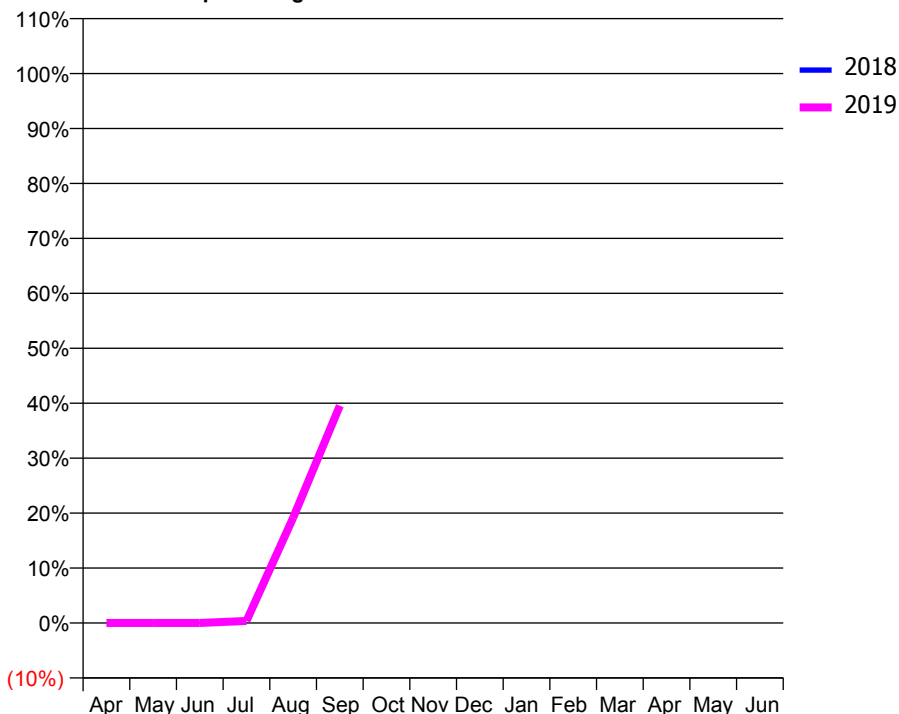
Patients seen in 24 months	Total	Change since previous quarter
Quarter ending September 2017	0	
Quarter ending December 2017	0	
Quarter ending March 2018	0	
Quarter ending June 2018	0	
Quarter ending September 2018	36	↑
Variance since September 2017	N/A	

Access trend analysis



ACTIVITY

Cumulative percentage of contracted UDA delivered 2018 & 2019



Month	Adjusted Scheduled Activity (UDA)	
	2018	2019
April	0	0
May	0	0
June	0	0
July	0	1
August	0	50
September	0	103
October	0	
November	0	
December	0	
January	0	
February	0	
March	0	
April	0	
May	0	
June	0	

QUALITY

	Quantity	Base Number	Contract	AT	Region	England
% of FP17s for the same patient ID Re-attending within 3 months - Children	0	10	0.0%	9.4%	12.2%	11.6%
% of FP17s for the same patient ID Re-attending within 3 months - Adults	0	24	0.0%	12.8%	15.8%	15.5%
% of FP17s for the same patient ID Re-attending between 3 & 9 months - Children	0	10	0.0%	63.3%	60.3%	58.8%
% of FP17s for the same patient ID Re-attending between 3 & 9 months - Adults	0	24	0.0%	55.1%	53.5%	51.1%
% of FP17s for Band 1 Urgent Courses	0	34	0.0%	7.6%	9.1%	9.0%
% of FP17s Relating to Free Repair or Replacements	0	34	0.0%	0.9%	1.0%	0.8%
% of FP17s Relating to Continuations	0	34	0.0%	0.9%	1.0%	0.9%
% of Patients satisfied with the dentistry they have received	0	0	N/A	94.0%	93.6%	93.3%
% of Patients satisfied with the time they had to wait for an appointment	0	0	N/A	89.0%	89.8%	88.9%

* This is based on patients treated on this contract for their most recent course of treatment. Figures in italics indicate the base number of FP17s or Patient Questionnaire responses are less than 100. N/A is shown where the base number of responses is less than 10 during the period. % is calculated as Quantity/Base number*100

Q50 - Vital Signs At a Glance Contract Report for 100789/0000 - September 2018


Name or company name	MS MM ODUKOYA
Contract type name	GDS Contract
Purpose of contract	General
Contract start date	01/07/2018
Contract end date	31/03/2021

18/19 Contracted general activity (UDA)	606
Carry forward general activity (UDA)	0
18/19 Contracted orthodontic activity (UOA)	0
Carry forward orthodontic activity (UOA)	0
Baseline contract value	£17,149.80

ACCESS*

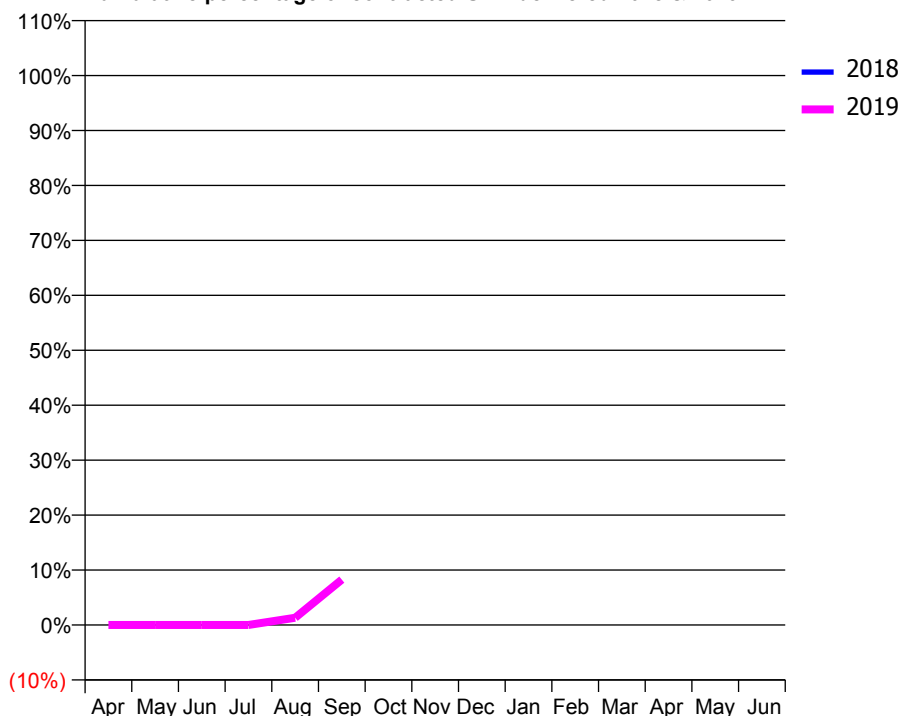
Patients seen in 24 months	Total	Change since previous quarter
Quarter ending September 2017	0	
Quarter ending December 2017	0	
Quarter ending March 2018	0	
Quarter ending June 2018	0	
Quarter ending September 2018	123	↑
Variance since September 2017	N/A	

Access trend analysis



ACTIVITY

Cumulative percentage of contracted UDA delivered 2018 & 2019



Adjusted Scheduled Activity (UDA)

Month	2018	2019
April	0	0
May	0	0
June	0	0
July	0	0
August	0	8
September	0	50
October	0	
November	0	
December	0	
January	0	
February	0	
March	0	
April	0	
May	0	
June	0	

QUALITY

	Quantity	Base Number	Contract	AT	Region	England
% of FP17s for the same patient ID Re-attending within 3 months - Children	0	11	0.0%	9.4%	12.2%	11.6%
% of FP17s for the same patient ID Re-attending within 3 months - Adults	0	28	0.0%	12.8%	15.8%	15.5%
% of FP17s for the same patient ID Re-attending between 3 & 9 months - Children	0	11	0.0%	63.3%	60.3%	58.8%
% of FP17s for the same patient ID Re-attending between 3 & 9 months - Adults	0	28	0.0%	55.1%	53.5%	51.1%
% of FP17s for Band 1 Urgent Courses	0	39	0.0%	7.6%	9.1%	9.0%
% of FP17s Relating to Free Repair or Replacements	0	39	0.0%	0.9%	1.0%	0.8%
% of FP17s Relating to Continuations	0	39	0.0%	0.9%	1.0%	0.9%
% of Patients satisfied with the dentistry they have received	0	0	N/A	94.0%	93.6%	93.3%
% of Patients satisfied with the time they had to wait for an appointment	0	0	N/A	89.0%	89.8%	88.9%

* This is based on patients treated on this contract for their most recent course of treatment. Figures in italics indicate the base number of FP17s or Patient Questionnaire responses are less than 100. N/A is shown where the base number of responses is less than 10 during the period. % is calculated as Quantity/Base number*100

Q50 - Vital Signs At a Glance Contract Report for 100802/0000 - September 2018


Name or company name	The Dental Design Studio
Contract type name	GDS Contract
Purpose of contract	General
Contract start date	01/07/2018
Contract end date	31/03/2021

18/19 Contracted general activity (UDA)	4,910
Carry forward general activity (UDA)	0
18/19 Contracted orthodontic activity (UOA)	0
Carry forward orthodontic activity (UOA)	0
Baseline contract value	£138,953.00

ACCESS*

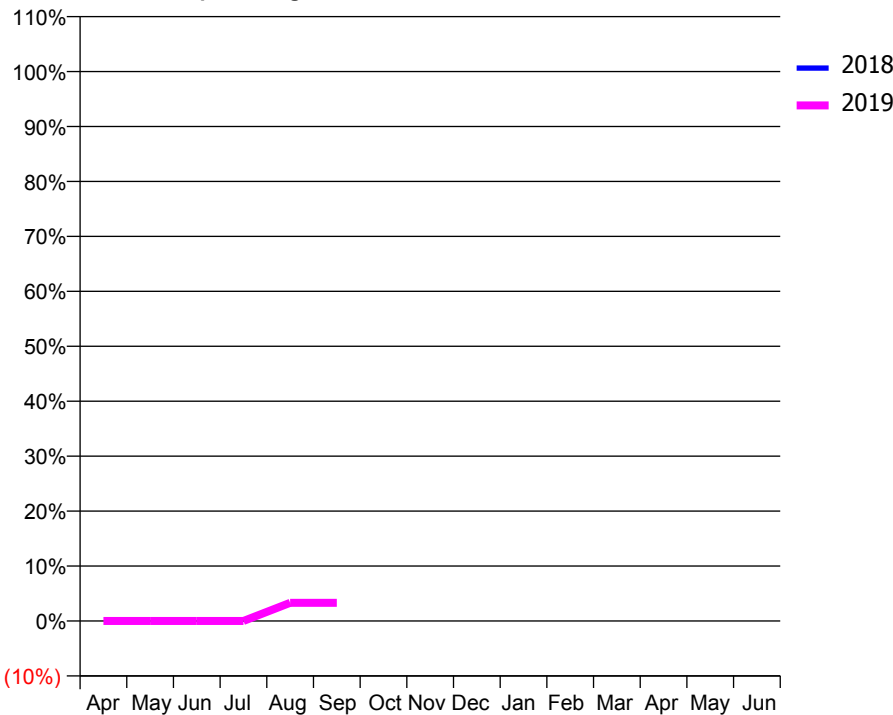
Patients seen in 24 months	Total	Change since previous quarter
Quarter ending September 2017	0	
Quarter ending December 2017	0	
Quarter ending March 2018	0	
Quarter ending June 2018	0	
Quarter ending September 2018	114	↑
Variance since September 2017	N/A	

Access trend analysis



ACTIVITY

Cumulative percentage of contracted UDA delivered 2018 & 2019



Month	Adjusted Scheduled Activity (UDA)	
	2018	2019
April	0	0
May	0	0
June	0	0
July	0	0
August	0	163
September	0	163
October	0	
November	0	
December	0	
January	0	
February	0	
March	0	
April	0	
May	0	
June	0	

QUALITY

	Quantity	Base Number	Contract	AT	Region	England
% of FP17s for the same patient ID Re-attending within 3 months - Children	0	48	0.0%	9.4%	12.2%	11.6%
% of FP17s for the same patient ID Re-attending within 3 months - Adults	0	75	0.0%	12.8%	15.8%	15.5%
% of FP17s for the same patient ID Re-attending between 3 & 9 months - Children	0	48	0.0%	63.3%	60.3%	58.8%
% of FP17s for the same patient ID Re-attending between 3 & 9 months - Adults	0	75	0.0%	55.1%	53.5%	51.1%
% of FP17s for Band 1 Urgent Courses	8	123	6.5%	7.6%	9.1%	9.0%
% of FP17s Relating to Free Repair or Replacements	1	123	0.8%	0.9%	1.0%	0.8%
% of FP17s Relating to Continuations	1	123	0.8%	0.9%	1.0%	0.9%
% of Patients satisfied with the dentistry they have received	0	0	N/A	94.0%	93.6%	93.3%
% of Patients satisfied with the time they had to wait for an appointment	0	0	N/A	89.0%	89.8%	88.9%

* This is based on patients treated on this contract for their most recent course of treatment. Figures in italics indicate the base number of FP17s or Patient Questionnaire responses are less than 100. N/A is shown where the base number of responses is less than 10 during the period. % is calculated as Quantity/Base number*100

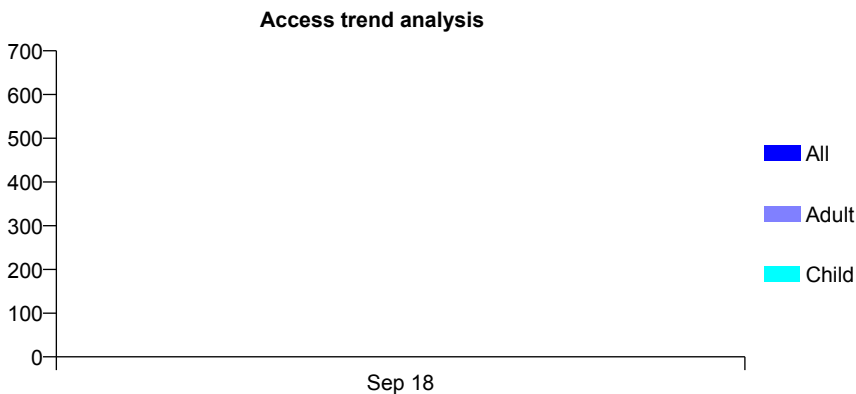
Q50 - Vital Signs At a Glance Contract Report for 100803/0000 - September 2018

Name or company name	The Dental Design Studio
Contract type name	GDS Contract
Purpose of contract	General
Contract start date	01/07/2018
Contract end date	31/03/2021

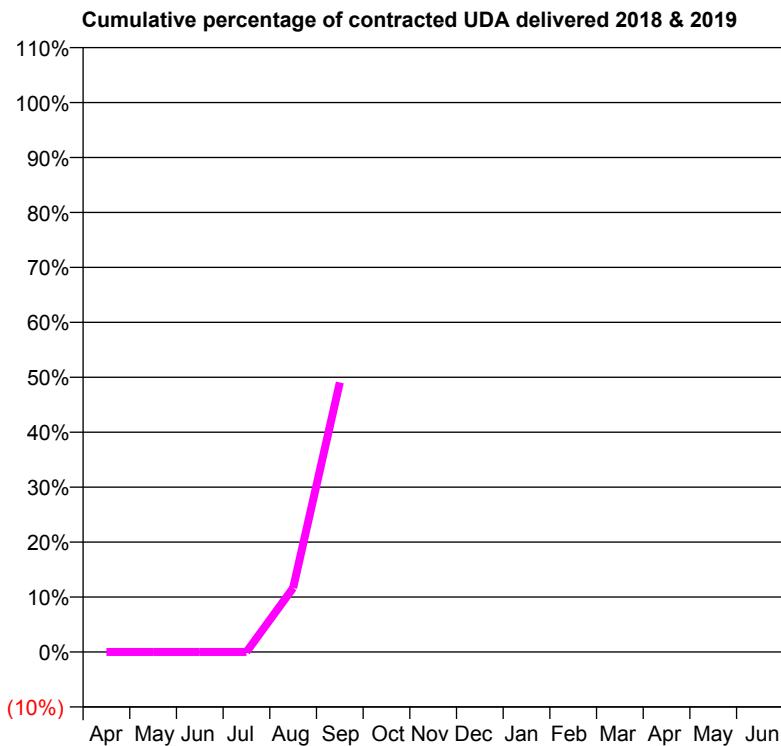
18/19 Contracted general activity (UDA)	1,629
Carry forward general activity (UDA)	0
18/19 Contracted orthodontic activity (UOA)	0
Carry forward orthodontic activity (UOA)	0
Baseline contract value	£46,100.70

ACCESS*

Patients seen in 24 months	Total	Change since previous quarter
Quarter ending September 2017	0	
Quarter ending December 2017	0	
Quarter ending March 2018	0	
Quarter ending June 2018	0	
Quarter ending September 2018	674	↑
Variance since September 2017	N/A	



ACTIVITY



Month	Adjusted Scheduled Activity (UDA)	
	2018	2019
April	0	0
May	0	0
June	0	0
July	0	0
August	0	190
September	0	799
October	0	
November	0	
December	0	
January	0	
February	0	
March	0	
April	0	
May	0	
June	0	

QUALITY

	Quantity	Base Number	Contract	AT	Region	England
% of FP17s for the same patient ID Re-attending within 3 months - Children	0	182	0.0%	9.4%	12.2%	11.6%
% of FP17s for the same patient ID Re-attending within 3 months - Adults	5	387	1.3%	12.8%	15.8%	15.5%
% of FP17s for the same patient ID Re-attending between 3 & 9 months - Children	0	182	0.0%	63.3%	60.3%	58.8%
% of FP17s for the same patient ID Re-attending between 3 & 9 months - Adults	0	387	0.0%	55.1%	53.5%	51.1%
% of FP17s for Band 1 Urgent Courses	41	569	7.2%	7.6%	9.1%	9.0%
% of FP17s Relating to Free Repair or Replacements	3	569	0.5%	0.9%	1.0%	0.8%
% of FP17s Relating to Continuations	8	569	1.4%	0.9%	1.0%	0.9%
% of Patients satisfied with the dentistry they have received	0	0	N/A	94.0%	93.6%	93.3%
% of Patients satisfied with the time they had to wait for an appointment	0	0	N/A	89.0%	89.8%	88.9%

* This is based on patients treated on this contract for their most recent course of treatment. Figures in italics indicate the base number of FP17s or Patient Questionnaire responses are less than 100. N/A is shown where the base number of responses is less than 10 during the period. % is calculated as Quantity/Base number*100

Q50 - Vital Signs At a Glance Contract Report for 100805/0000 - September 2018


Name or company name	Yorkshire Dental Practice
Contract type name	GDS Contract
Purpose of contract	General
Contract start date	01/07/2018
Contract end date	31/03/2021

18/19 Contracted general activity (UDA)	242
Carry forward general activity (UDA)	0
18/19 Contracted orthodontic activity (UOA)	0
Carry forward orthodontic activity (UOA)	0
Baseline contract value	£6,848.60

ACCESS*

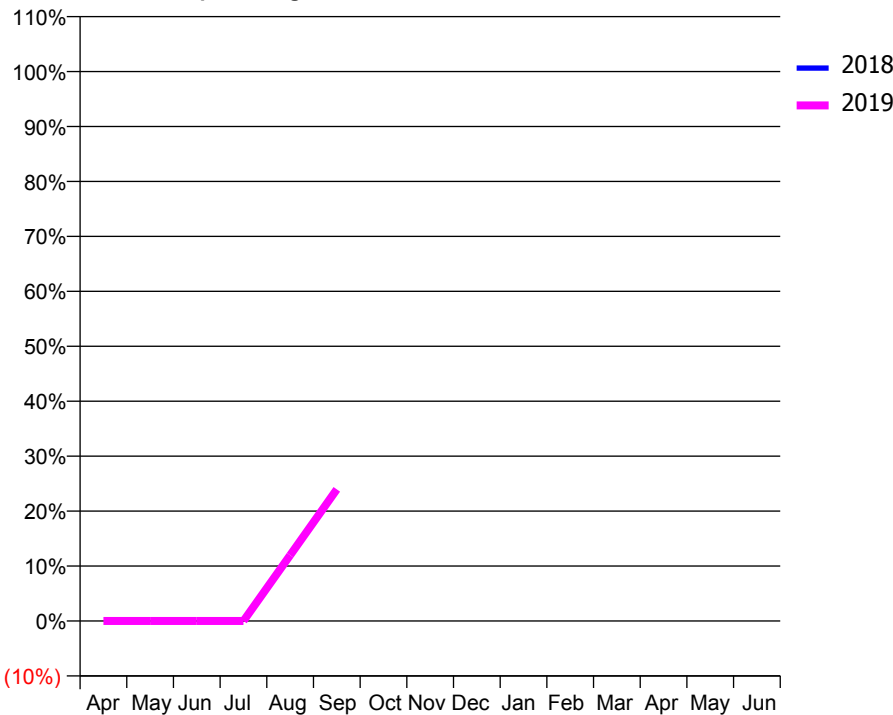
Patients seen in 24 months	Total	Change since previous quarter
Quarter ending September 2017	0	
Quarter ending December 2017	0	
Quarter ending March 2018	0	
Quarter ending June 2018	0	
Quarter ending September 2018	34	↑
Variance since September 2017	N/A	

Access trend analysis



ACTIVITY

Cumulative percentage of contracted UDA delivered 2018 & 2019



Month	Adjusted Scheduled Activity (UDA)	
	2018	2019
April	0	0
May	0	0
June	0	0
July	0	0
August	0	29
September	0	58
October	0	
November	0	
December	0	
January	0	
February	0	
March	0	
April	0	
May	0	
June	0	

QUALITY

	Quantity	Base Number	Contract	AT	Region	England
% of FP17s for the same patient ID Re-attending within 3 months - Children	0	18	0.0%	9.4%	12.2%	11.6%
% of FP17s for the same patient ID Re-attending within 3 months - Adults	0	12	0.0%	12.8%	15.8%	15.5%
% of FP17s for the same patient ID Re-attending between 3 & 9 months - Children	0	18	0.0%	63.3%	60.3%	58.8%
% of FP17s for the same patient ID Re-attending between 3 & 9 months - Adults	0	12	0.0%	55.1%	53.5%	51.1%
% of FP17s for Band 1 Urgent Courses	5	30	16.7%	7.6%	9.1%	9.0%
% of FP17s Relating to Free Repair or Replacements	0	30	0.0%	0.9%	1.0%	0.8%
% of FP17s Relating to Continuations	0	30	0.0%	0.9%	1.0%	0.9%
% of Patients satisfied with the dentistry they have received	0	0	N/A	94.0%	93.6%	93.3%
% of Patients satisfied with the time they had to wait for an appointment	0	0	N/A	89.0%	89.8%	88.9%

* This is based on patients treated on this contract for their most recent course of treatment. Figures in italics indicate the base number of FP17s or Patient Questionnaire responses are less than 100. N/A is shown where the base number of responses is less than 10 during the period. % is calculated as Quantity/Base number*100

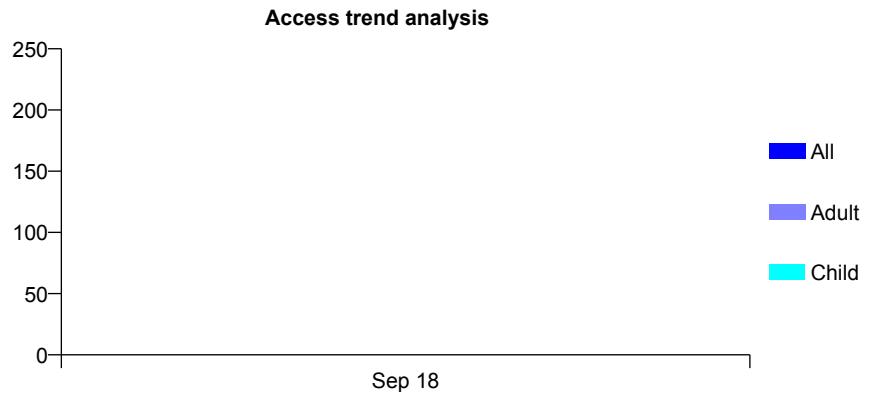
Q50 - Vital Signs At a Glance Contract Report for 100806/0000 - September 2018

Name or company name	Scunthorpe Health Club Limited
Contract type name	GDS Contract
Purpose of contract	General
Contract start date	01/07/2018
Contract end date	31/03/2021

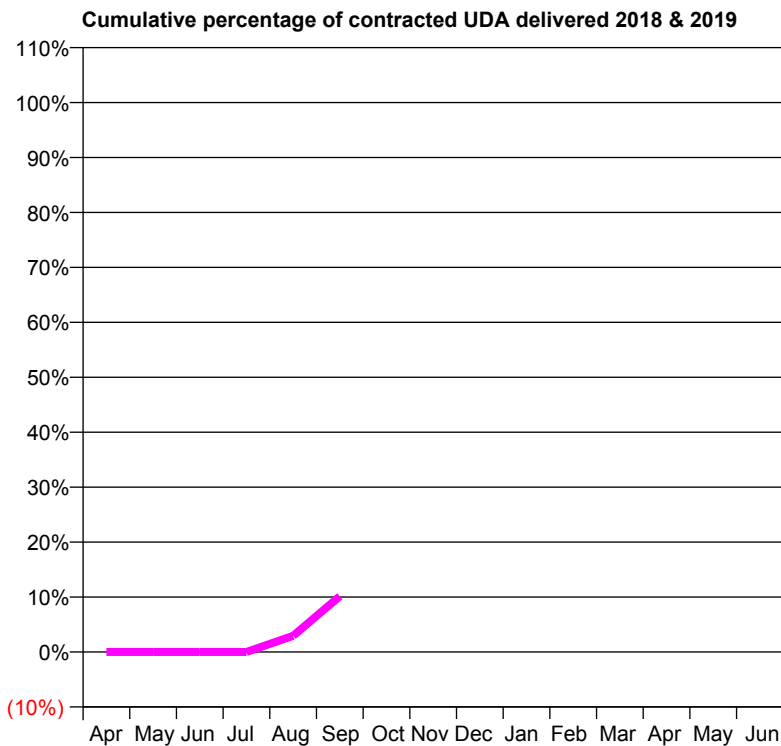
18/19 Contracted general activity (UDA)	3,000
Carry forward general activity (UDA)	0
18/19 Contracted orthodontic activity (UOA)	0
Carry forward orthodontic activity (UOA)	0
Baseline contract value	£84,900.00

ACCESS*

Patients seen in 24 months	Total	Change since previous quarter
Quarter ending September 2017	0	
Quarter ending December 2017	0	
Quarter ending March 2018	0	
Quarter ending June 2018	0	
Quarter ending September 2018	209	↑
Variance since September 2017	N/A	



ACTIVITY



Month	Adjusted Scheduled Activity (UDA)	
	2018	2019
April	0	0
May	0	0
June	0	0
July	0	0
August	0	88
September	0	305
October	0	
November	0	
December	0	
January	0	
February	0	
March	0	
April	0	
May	0	
June	0	

QUALITY

	Quantity	Base Number	Contract	AT	Region	England
% of FP17s for the same patient ID Re-attending within 3 months - Children	0	98	0.0%	9.4%	12.2%	11.6%
% of FP17s for the same patient ID Re-attending within 3 months - Adults	0	59	0.0%	12.8%	15.8%	15.5%
% of FP17s for the same patient ID Re-attending between 3 & 9 months - Children	0	98	0.0%	63.3%	60.3%	58.8%
% of FP17s for the same patient ID Re-attending between 3 & 9 months - Adults	0	59	0.0%	55.1%	53.5%	51.1%
% of FP17s for Band 1 Urgent Courses	8	157	5.1%	7.6%	9.1%	9.0%
% of FP17s Relating to Free Repair or Replacements	0	157	0.0%	0.9%	1.0%	0.8%
% of FP17s Relating to Continuations	0	157	0.0%	0.9%	1.0%	0.9%
% of Patients satisfied with the dentistry they have received	0	0	N/A	94.0%	93.6%	93.3%
% of Patients satisfied with the time they had to wait for an appointment	0	0	N/A	89.0%	89.8%	88.9%

* This is based on patients treated on this contract for their most recent course of treatment. Figures in italics indicate the base number of FP17s or Patient Questionnaire responses are less than 100. N/A is shown where the base number of responses is less than 10 during the period. % is calculated as Quantity/Base number*100

Q50 - Vital Signs At a Glance Contract Report for 100807/0000 - September 2018


Name or company name	MR A BAGGA
Contract type name	GDS Contract
Purpose of contract	General
Contract start date	01/09/2018
Contract end date	31/03/2021

18/19 Contracted general activity (UDA)	3,220
Carry forward general activity (UDA)	0
18/19 Contracted orthodontic activity (UOA)	0
Carry forward orthodontic activity (UOA)	0
Baseline contract value	£91,126.00

ACCESS*

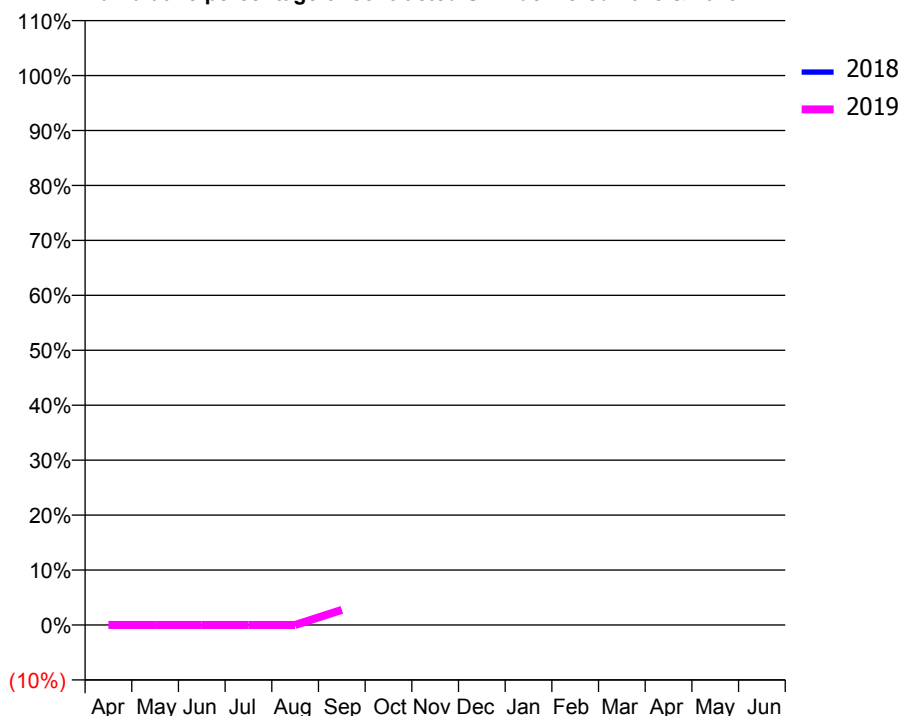
Patients seen in 24 months	Total	Change since previous quarter
Quarter ending September 2017	0	
Quarter ending December 2017	0	
Quarter ending March 2018	0	
Quarter ending June 2018	0	
Quarter ending September 2018	124	↑
Variance since September 2017	N/A	

Access trend analysis



ACTIVITY

Cumulative percentage of contracted UDA delivered 2018 & 2019



Month	Adjusted Scheduled Activity (UDA)	
	2018	2019
April	0	0
May	0	0
June	0	0
July	0	0
August	0	0
September	0	89
October	0	
November	0	
December	0	
January	0	
February	0	
March	0	
April	0	
May	0	
June	0	

QUALITY

	Quantity	Base Number	Contract	AT	Region	England
% of FP17s for the same patient ID Re-attending within 3 months - Children	0	26	0.0%	9.4%	12.2%	11.6%
% of FP17s for the same patient ID Re-attending within 3 months - Adults	0	56	0.0%	12.8%	15.8%	15.5%
% of FP17s for the same patient ID Re-attending between 3 & 9 months - Children	0	26	0.0%	63.3%	60.3%	58.8%
% of FP17s for the same patient ID Re-attending between 3 & 9 months - Adults	0	56	0.0%	55.1%	53.5%	51.1%
% of FP17s for Band 1 Urgent Courses	3	82	3.7%	7.6%	9.1%	9.0%
% of FP17s Relating to Free Repair or Replacements	0	82	0.0%	0.9%	1.0%	0.8%
% of FP17s Relating to Continuations	0	82	0.0%	0.9%	1.0%	0.9%
% of Patients satisfied with the dentistry they have received	0	0	N/A	94.0%	93.6%	93.3%
% of Patients satisfied with the time they had to wait for an appointment	0	0	N/A	89.0%	89.8%	88.9%

* This is based on patients treated on this contract for their most recent course of treatment. Figures in italics indicate the base number of FP17s or Patient Questionnaire responses are less than 100. N/A is shown where the base number of responses is less than 10 during the period. % is calculated as Quantity/Base number*100

Q50 - Vital Signs At a Glance Contract Report for 100808/0000 - September 2018

Name or company name	Exchange Street Practice Ltd
Contract type name	GDS Contract
Purpose of contract	General
Contract start date	01/07/2018
Contract end date	31/03/2021

18/19 Contracted general activity (UDA)	1,200
Carry forward general activity (UDA)	0
18/19 Contracted orthodontic activity (UOA)	0
Carry forward orthodontic activity (UOA)	0
Baseline contract value	£33,960.00

ACCESS*

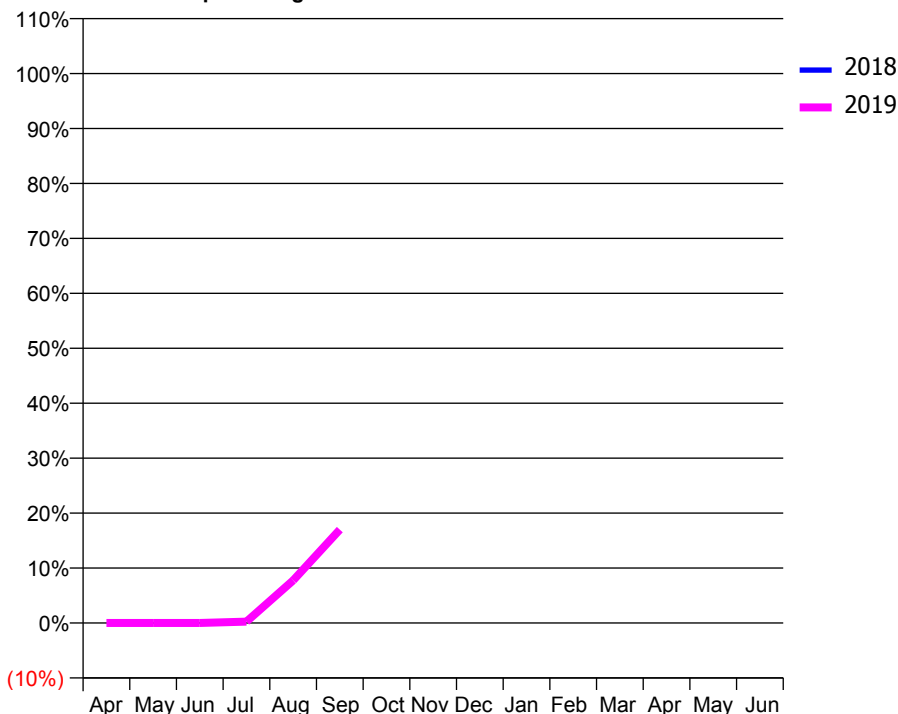
Patients seen in 24 months	Total	Change since previous quarter
Quarter ending September 2017	0	
Quarter ending December 2017	0	
Quarter ending March 2018	0	
Quarter ending June 2018	0	
Quarter ending September 2018	105	↑
Variance since September 2017	N/A	

Access trend analysis



ACTIVITY

Cumulative percentage of contracted UDA delivered 2018 & 2019



Adjusted Scheduled Activity (UDA)

Month	2018	2019
April	0	0
May	0	0
June	0	0
July	0	3
August	0	93
September	0	204
October	0	
November	0	
December	0	
January	0	
February	0	
March	0	
April	0	
May	0	
June	0	

QUALITY

	Quantity	Base Number	Contract	AT	Region	England
% of FP17s for the same patient ID Re-attending within 3 months - Children	0	27	0.0%	9.4%	12.2%	11.6%
% of FP17s for the same patient ID Re-attending within 3 months - Adults	0	67	0.0%	12.8%	15.8%	15.5%
% of FP17s for the same patient ID Re-attending between 3 & 9 months - Children	0	27	0.0%	63.3%	60.3%	58.8%
% of FP17s for the same patient ID Re-attending between 3 & 9 months - Adults	0	67	0.0%	55.1%	53.5%	51.1%
% of FP17s for Band 1 Urgent Courses	10	94	10.6%	7.6%	9.1%	9.0%
% of FP17s Relating to Free Repair or Replacements	0	94	0.0%	0.9%	1.0%	0.8%
% of FP17s Relating to Continuations	0	94	0.0%	0.9%	1.0%	0.9%
% of Patients satisfied with the dentistry they have received	0	0	N/A	94.0%	93.6%	93.3%
% of Patients satisfied with the time they had to wait for an appointment	0	0	N/A	89.0%	89.8%	88.9%

* This is based on patients treated on this contract for their most recent course of treatment. Figures in italics indicate the base number of FP17s or Patient Questionnaire responses are less than 100. N/A is shown where the base number of responses is less than 10 during the period. % is calculated as Quantity/Base number*100

Q50 - Vital Signs At a Glance Contract Report for 100848/0000 - September 2018

Name or company name	Falsgrave Dental Surgery
Contract type name	GDS Contract
Purpose of contract	General
Contract start date	01/08/2018
Contract end date	31/03/2019

18/19 Contracted general activity (UDA)	1,250
Carry forward general activity (UDA)	0
18/19 Contracted orthodontic activity (UOA)	0
Carry forward orthodontic activity (UOA)	0
Baseline contract value	£35,375.00

ACCESS*

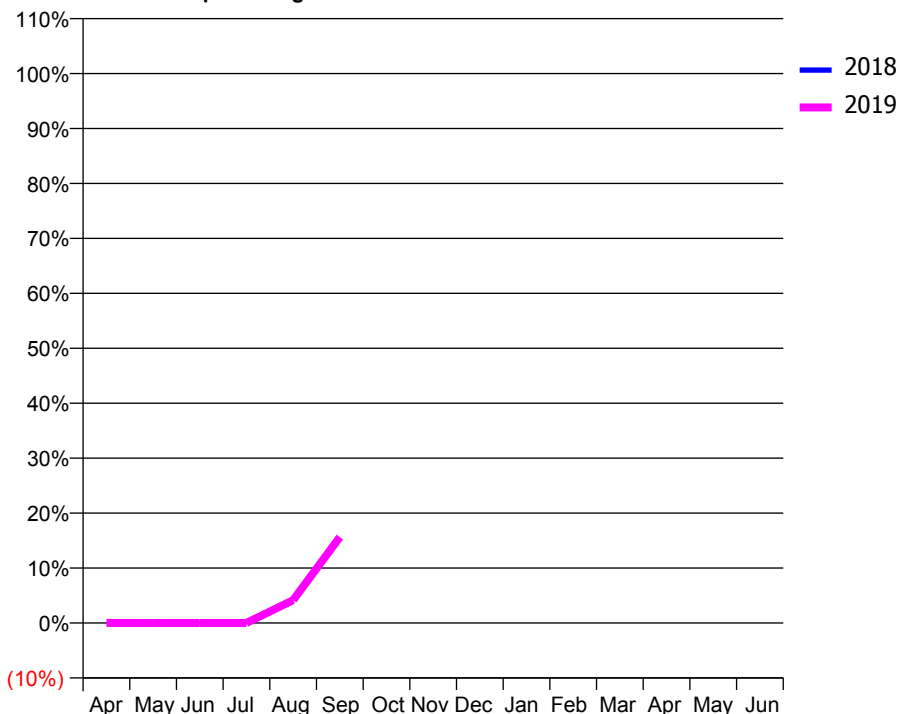
Patients seen in 24 months	Total	Change since previous quarter
Quarter ending September 2017	0	
Quarter ending December 2017	0	
Quarter ending March 2018	0	
Quarter ending June 2018	0	
Quarter ending September 2018	119	↑
Variance since September 2017	N/A	

Access trend analysis



ACTIVITY

Cumulative percentage of contracted UDA delivered 2018 & 2019



Month	Adjusted Scheduled Activity (UDA)	
	2018	2019
April	0	0
May	0	0
June	0	0
July	0	0
August	0	52
September	0	195
October	0	
November	0	
December	0	
January	0	
February	0	
March	0	
April	0	
May	0	
June	0	

QUALITY

	Quantity	Base Number	Contract	AT	Region	England
% of FP17s for the same patient ID Re-attending within 3 months - Children	0	36	0.0%	9.4%	12.2%	11.6%
% of FP17s for the same patient ID Re-attending within 3 months - Adults	1	79	1.3%	12.8%	15.8%	15.5%
% of FP17s for the same patient ID Re-attending between 3 & 9 months - Children	0	36	0.0%	63.3%	60.3%	58.8%
% of FP17s for the same patient ID Re-attending between 3 & 9 months - Adults	0	79	0.0%	55.1%	53.5%	51.1%
% of FP17s for Band 1 Urgent Courses	32	115	27.8%	7.6%	9.1%	9.0%
% of FP17s Relating to Free Repair or Replacements	0	115	0.0%	0.9%	1.0%	0.8%
% of FP17s Relating to Continuations	0	115	0.0%	0.9%	1.0%	0.9%
% of Patients satisfied with the dentistry they have received	0	0	N/A	94.0%	93.6%	93.3%
% of Patients satisfied with the time they had to wait for an appointment	0	0	N/A	89.0%	89.8%	88.9%

* This is based on patients treated on this contract for their most recent course of treatment. Figures in italics indicate the base number of FP17s or Patient Questionnaire responses are less than 100. N/A is shown where the base number of responses is less than 10 during the period. % is calculated as Quantity/Base number*100

Q50 - Vital Signs At a Glance Contract Report for 100849/0000 - September 2018


Name or company name	MISS C DURNING
Contract type name	GDS Contract
Purpose of contract	General
Contract start date	01/08/2018
Contract end date	31/03/2019

18/19 Contracted general activity (UDA)	1,250
Carry forward general activity (UDA)	0
18/19 Contracted orthodontic activity (UOA)	0
Carry forward orthodontic activity (UOA)	0
Baseline contract value	£35,375.00

ACCESS*

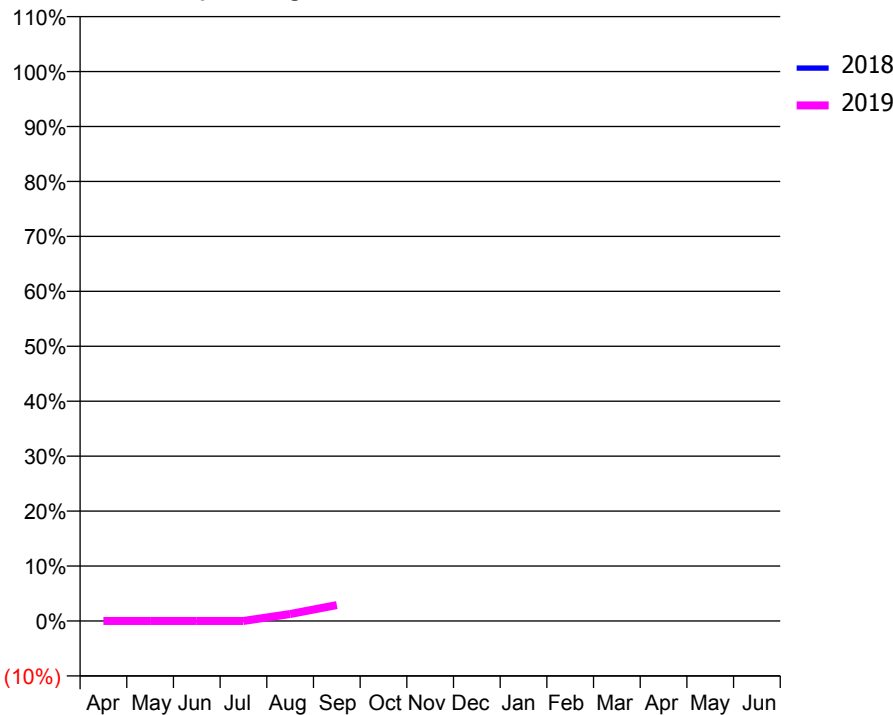
Patients seen in 24 months	Total	Change since previous quarter
Quarter ending September 2017	0	
Quarter ending December 2017	0	
Quarter ending March 2018	0	
Quarter ending June 2018	0	
Quarter ending September 2018	28	↑
Variance since September 2017	N/A	

Access trend analysis



ACTIVITY

Cumulative percentage of contracted UDA delivered 2018 & 2019



Month	Adjusted Scheduled Activity (UDA)	
	2018	2019
April	0	0
May	0	0
June	0	0
July	0	0
August	0	16
September	0	36
October	0	
November	0	
December	0	
January	0	
February	0	
March	0	
April	0	
May	0	
June	0	

QUALITY

	Quantity	Base Number	Contract	AT	Region	England
% of FP17s for the same patient ID Re-attending within 3 months - Children	0	6	0.0%	9.4%	12.2%	11.6%
% of FP17s for the same patient ID Re-attending within 3 months - Adults	0	19	0.0%	12.8%	15.8%	15.5%
% of FP17s for the same patient ID Re-attending between 3 & 9 months - Children	0	6	0.0%	63.3%	60.3%	58.8%
% of FP17s for the same patient ID Re-attending between 3 & 9 months - Adults	0	19	0.0%	55.1%	53.5%	51.1%
% of FP17s for Band 1 Urgent Courses	7	25	28.0%	7.6%	9.1%	9.0%
% of FP17s Relating to Free Repair or Replacements	0	25	0.0%	0.9%	1.0%	0.8%
% of FP17s Relating to Continuations	0	25	0.0%	0.9%	1.0%	0.9%
% of Patients satisfied with the dentistry they have received	0	0	N/A	94.0%	93.6%	93.3%
% of Patients satisfied with the time they had to wait for an appointment	0	0	N/A	89.0%	89.8%	88.9%

* This is based on patients treated on this contract for their most recent course of treatment. Figures in italics indicate the base number of FP17s or Patient Questionnaire responses are less than 100. N/A is shown where the base number of responses is less than 10 during the period. % is calculated as Quantity/Base number*100

Q50 - Vital Signs At a Glance Contract Report for 100850/0000 - September 2018


Name or company name	Dental Design Studio
Contract type name	GDS Contract
Purpose of contract	General
Contract start date	01/08/2018
Contract end date	31/03/2019

18/19 Contracted general activity (UDA)	1,250
Carry forward general activity (UDA)	0
18/19 Contracted orthodontic activity (UOA)	0
Carry forward orthodontic activity (UOA)	0
Baseline contract value	£35,375.00

ACCESS*

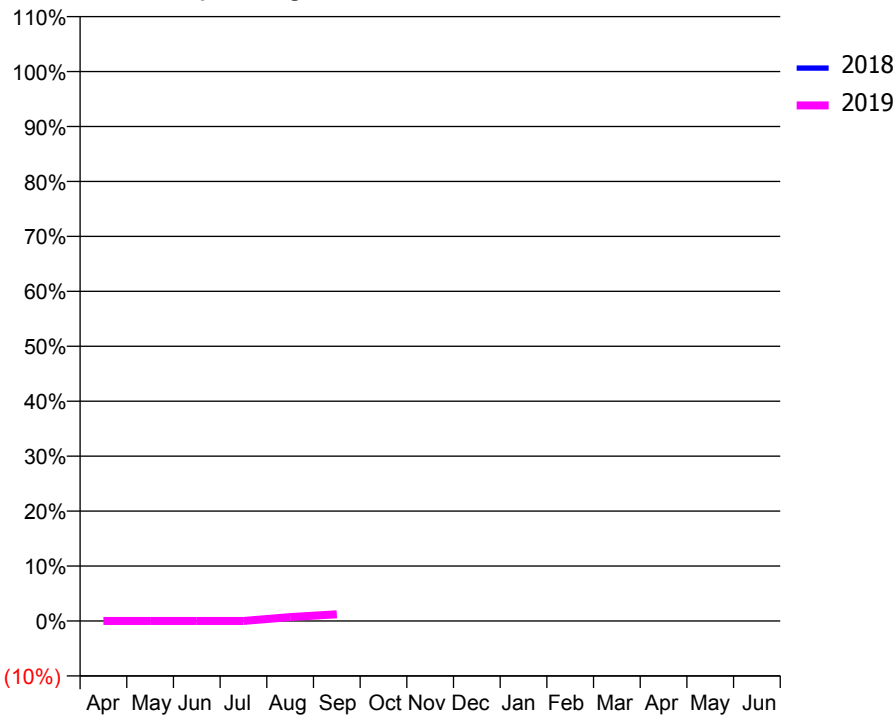
Patients seen in 24 months	Total	Change since previous quarter
Quarter ending September 2017	0	
Quarter ending December 2017	0	
Quarter ending March 2018	0	
Quarter ending June 2018	0	
Quarter ending September 2018	12	↑
Variance since September 2017	N/A	

Access trend analysis



ACTIVITY

Cumulative percentage of contracted UDA delivered 2018 & 2019



Month	Adjusted Scheduled Activity (UDA)	
	2018	2019
April	0	0
May	0	0
June	0	0
July	0	0
August	0	9
September	0	15
October	0	
November	0	
December	0	
January	0	
February	0	
March	0	
April	0	
May	0	
June	0	

QUALITY

	Quantity	Base Number	Contract	AT	Region	England
% of FP17s for the same patient ID Re-attending within 3 months - Children	0	4	0.0%	9.4%	12.2%	11.6%
% of FP17s for the same patient ID Re-attending within 3 months - Adults	0	9	0.0%	12.8%	15.8%	15.5%
% of FP17s for the same patient ID Re-attending between 3 & 9 months - Children	0	4	0.0%	63.3%	60.3%	58.8%
% of FP17s for the same patient ID Re-attending between 3 & 9 months - Adults	0	9	0.0%	55.1%	53.5%	51.1%
% of FP17s for Band 1 Urgent Courses	1	13	7.7%	7.6%	9.1%	9.0%
% of FP17s Relating to Free Repair or Replacements	0	13	0.0%	0.9%	1.0%	0.8%
% of FP17s Relating to Continuations	0	13	0.0%	0.9%	1.0%	0.9%
% of Patients satisfied with the dentistry they have received	0	0	N/A	94.0%	93.6%	93.3%
% of Patients satisfied with the time they had to wait for an appointment	0	0	N/A	89.0%	89.8%	88.9%

* This is based on patients treated on this contract for their most recent course of treatment. Figures in italics indicate the base number of FP17s or Patient Questionnaire responses are less than 100. N/A is shown where the base number of responses is less than 10 during the period. % is calculated as Quantity/Base number*100

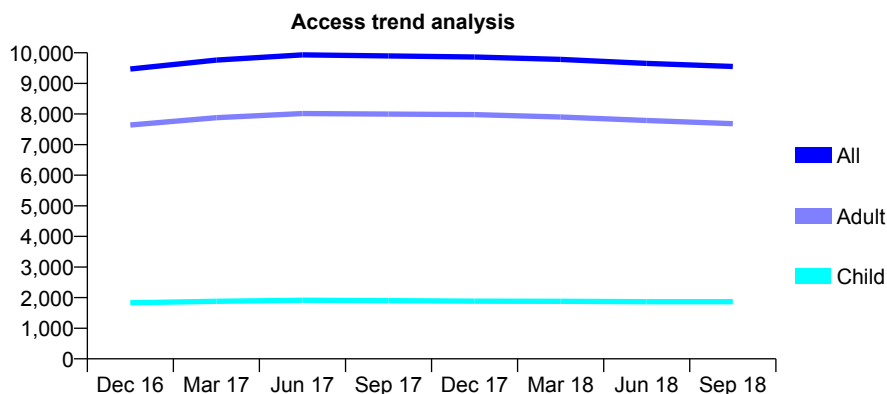
Q50 - Vital Signs At a Glance Contract Report for 101281/0039 - September 2018

Name or company name	OASIS DENTAL CARE LTD
Contract type name	GDS Contract
Purpose of contract	General
Contract start date	01/04/2006
Contract end date	

18/19 Contracted general activity (UDA)	28,313
Carry forward general activity (UDA)	0
18/19 Contracted orthodontic activity (UOA)	0
Carry forward orthodontic activity (UOA)	0
Baseline contract value	£836,434.98

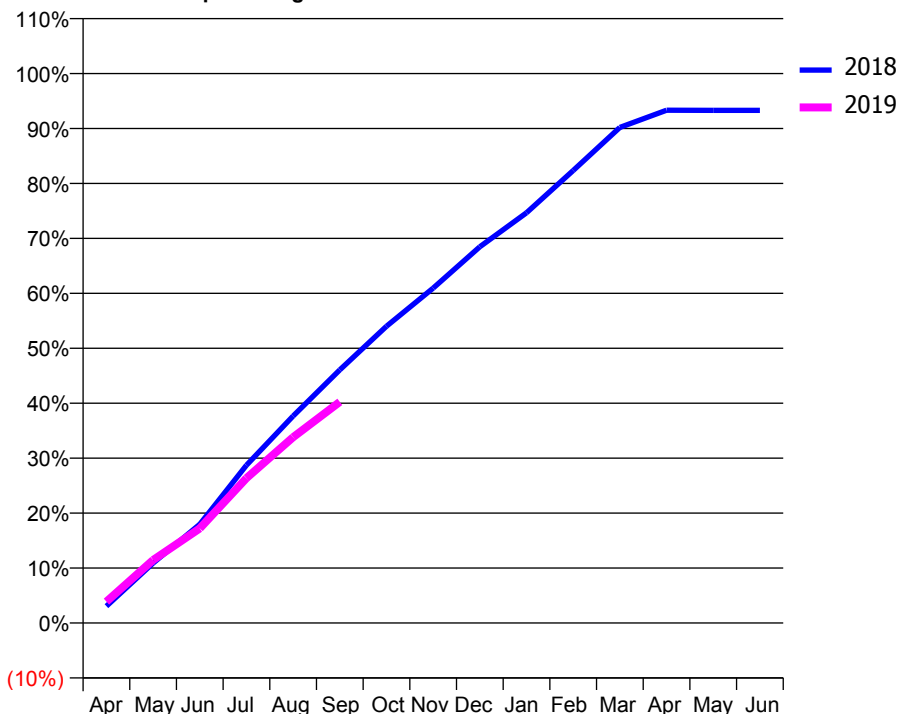
ACCESS*

Patients seen in 24 months	Total	Change since previous quarter
Quarter ending September 2017	9,899	
Quarter ending December 2017	9,863	→
Quarter ending March 2018	9,783	→
Quarter ending June 2018	9,653	↓
Quarter ending September 2018	9,552	↓
Variance since September 2017	(3.5%)	↓



ACTIVITY

Cumulative percentage of contracted UDA delivered 2018 & 2019



QUALITY

	Quantity	Base Number	Contract	AT	Region	England
% of FP17s for the same patient ID Re-attending within 3 months - Children	90	1,375	6.5%	9.4%	12.2%	11.6%
% of FP17s for the same patient ID Re-attending within 3 months - Adults	869	5,912	14.7%	12.8%	15.8%	15.5%
% of FP17s for the same patient ID Re-attending between 3 & 9 months - Children	907	1,375	66.0%	63.3%	60.3%	58.8%
% of FP17s for the same patient ID Re-attending between 3 & 9 months - Adults	3,830	5,912	64.8%	55.1%	53.5%	51.1%
% of FP17s for Band 1 Urgent Courses	565	6,810	8.3%	7.6%	9.1%	9.0%
% of FP17s Relating to Free Repair or Replacements	41	6,810	0.6%	0.9%	1.0%	0.8%
% of FP17s Relating to Continuations	82	6,810	1.2%	0.9%	1.0%	0.9%
% of Patients satisfied with the dentistry they have received	10	10	100.0%	94.0%	93.6%	93.3%
% of Patients satisfied with the time they had to wait for an appointment	10	10	100.0%	89.0%	89.8%	88.9%

* This is based on patients treated on this contract for their most recent course of treatment. Figures in italics indicate the base number of FP17s or Patient Questionnaire responses are less than 100. N/A is shown where the base number of responses is less than 10 during the period. % is calculated as Quantity/Base number*100

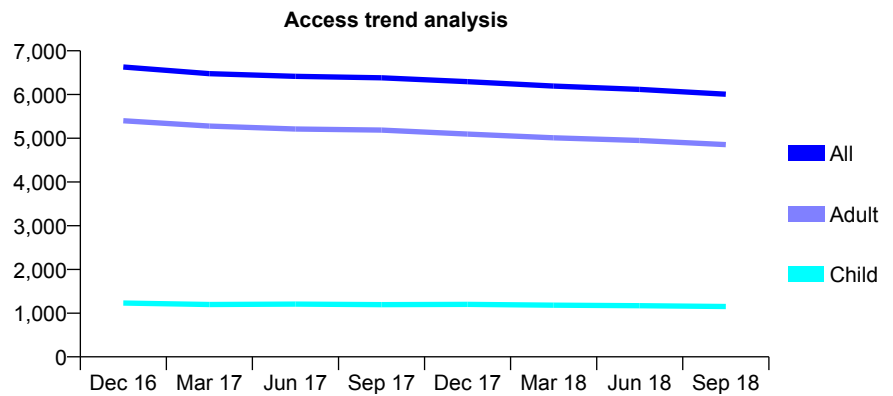
Q50 - Vital Signs At a Glance Contract Report for 101281/0089 - September 2018

Name or company name	OASIS DENTAL CARE LTD
Contract type name	GDS Contract
Purpose of contract	General
Contract start date	01/04/2006
Contract end date	

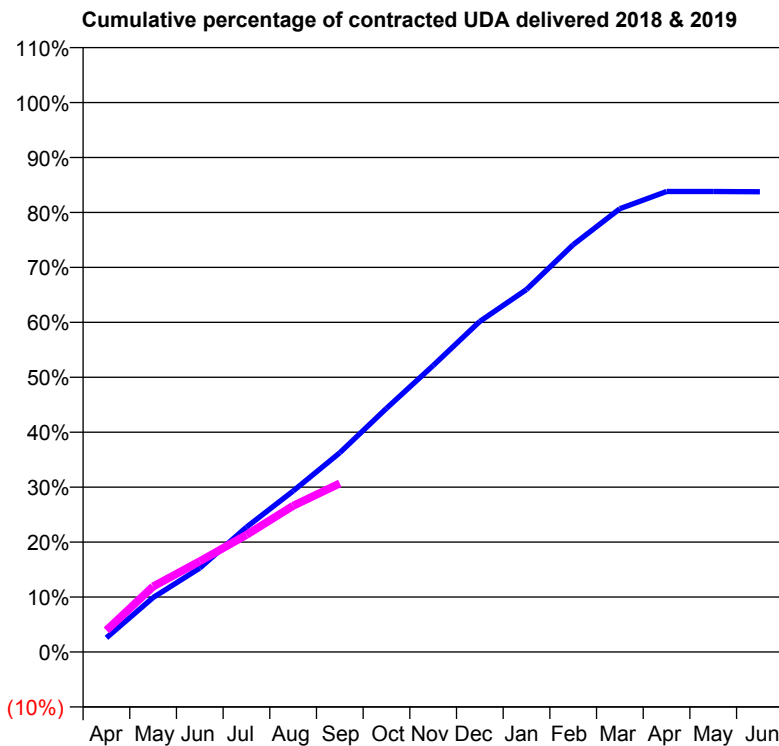
18/19 Contracted general activity (UDA)	21,438
Carry forward general activity (UDA)	0
18/19 Contracted orthodontic activity (UOA)	0
Carry forward orthodontic activity (UOA)	0
Baseline contract value	£658,293.30

ACCESS*

Patients seen in 24 months	Total	Change since previous quarter
Quarter ending September 2017	6,381	
Quarter ending December 2017	6,294	↓
Quarter ending March 2018	6,192	↓
Quarter ending June 2018	6,118	↓
Quarter ending September 2018	6,006	↓
Variance since September 2017	(5.9%)	↓



ACTIVITY



Month	Adjusted Scheduled Activity (UDA)	
	2018	2019
April	555	843
May	2,125	2,555
June	3,276	3,540
July	4,872	4,569
August	6,280	5,706
September	7,776	6,576
October	9,508	
November	11,177	
December	12,897	
January	14,140	
February	15,888	
March	17,295	
April	17,967	
May	17,966	
June	17,954	

QUALITY

	Quantity	Base Number	Contract	AT	Region	England
% of FP17s for the same patient ID Re-attending within 3 months - Children	53	772	6.9%	9.4%	12.2%	11.6%
% of FP17s for the same patient ID Re-attending within 3 months - Adults	448	2,962	15.1%	12.8%	15.8%	15.5%
% of FP17s for the same patient ID Re-attending between 3 & 9 months - Children	503	772	65.2%	63.3%	60.3%	58.8%
% of FP17s for the same patient ID Re-attending between 3 & 9 months - Adults	1,737	2,962	58.6%	55.1%	53.5%	51.1%
% of FP17s for Band 1 Urgent Courses	234	3,451	6.8%	7.6%	9.1%	9.0%
% of FP17s Relating to Free Repair or Replacements	88	3,451	2.5%	0.9%	1.0%	0.8%
% of FP17s Relating to Continuations	101	3,451	2.9%	0.9%	1.0%	0.9%
% of Patients satisfied with the dentistry they have received	5	5	N/A	94.0%	93.6%	93.3%
% of Patients satisfied with the time they had to wait for an appointment	5	5	N/A	89.0%	89.8%	88.9%

* This is based on patients treated on this contract for their most recent course of treatment. Figures in italics indicate the base number of FP17s or Patient Questionnaire responses are less than 100. N/A is shown where the base number of responses is less than 10 during the period. % is calculated as Quantity/Base number*100

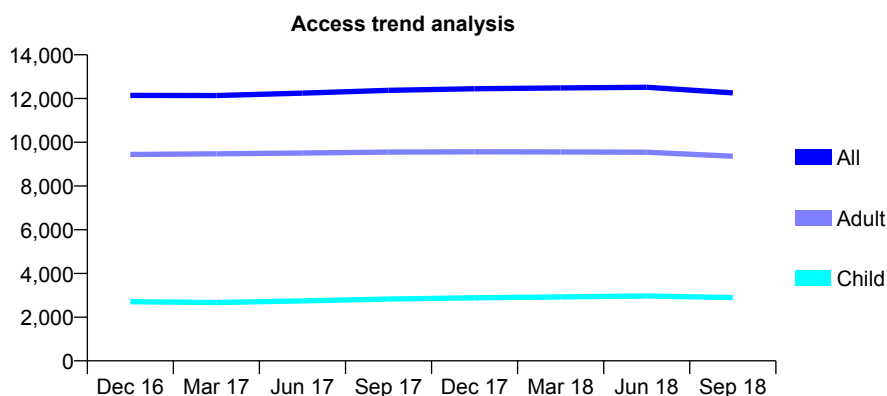
Q50 - Vital Signs At a Glance Contract Report for 101281/0096 - September 2018

Name or company name	OASIS DENTAL CARE LTD
Contract type name	GDS Contract
Purpose of contract	General
Contract start date	01/04/2006
Contract end date	

18/19 Contracted general activity (UDA)	30,555
Carry forward general activity (UDA)	0
18/19 Contracted orthodontic activity (UOA)	0
Carry forward orthodontic activity (UOA)	0
Baseline contract value	£949,741.95

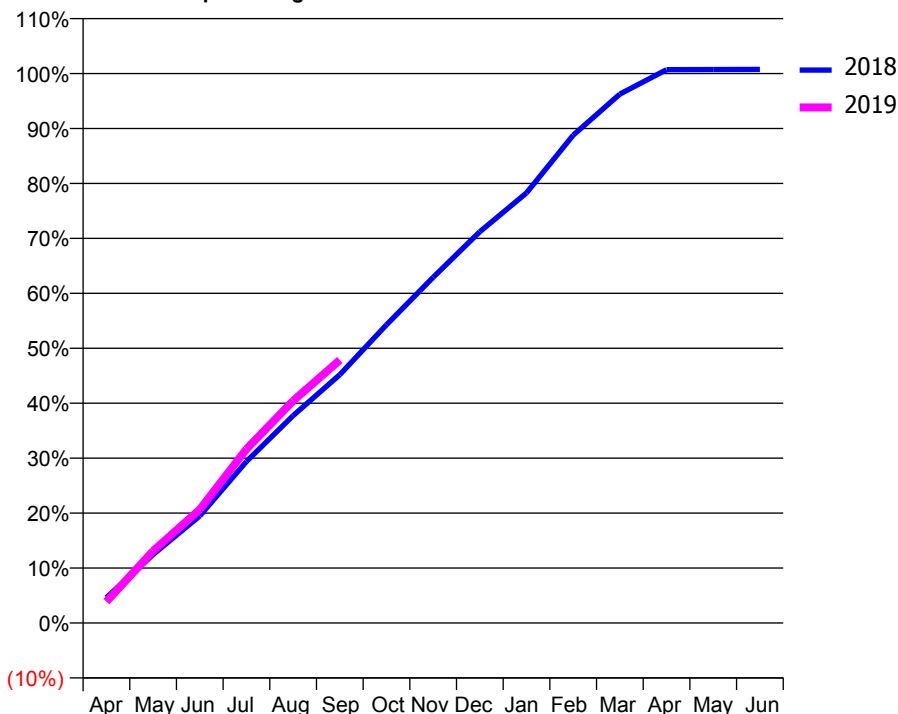
ACCESS*

Patients seen in 24 months	Total	Change since previous quarter
Quarter ending September 2017	12,376	
Quarter ending December 2017	12,445	→
Quarter ending March 2018	12,482	→
Quarter ending June 2018	12,512	→
Quarter ending September 2018	12,257	↓
Variance since September 2017	(1.0%)	→



ACTIVITY

Cumulative percentage of contracted UDA delivered 2018 & 2019



QUALITY

	Quantity	Base Number	Contract	AT	Region	England
% of FP17s for the same patient ID Re-attending within 3 months - Children	166	2,780	6.0%	9.4%	12.2%	11.6%
% of FP17s for the same patient ID Re-attending within 3 months - Adults	812	6,850	11.9%	12.8%	15.8%	15.5%
% of FP17s for the same patient ID Re-attending between 3 & 9 months - Children	2,046	2,780	73.6%	63.3%	60.3%	58.8%
% of FP17s for the same patient ID Re-attending between 3 & 9 months - Adults	2,817	6,850	41.1%	55.1%	53.5%	51.1%
% of FP17s for Band 1 Urgent Courses	642	8,862	7.2%	7.6%	9.1%	9.0%
% of FP17s Relating to Free Repair or Replacements	160	8,862	1.8%	0.9%	1.0%	0.8%
% of FP17s Relating to Continuations	107	8,862	1.2%	0.9%	1.0%	0.9%
% of Patients satisfied with the dentistry they have received	8	8	N/A	94.0%	93.6%	93.3%
% of Patients satisfied with the time they had to wait for an appointment	7	8	N/A	89.0%	89.8%	88.9%

* This is based on patients treated on this contract for their most recent course of treatment. Figures in italics indicate the base number of FP17s or Patient Questionnaire responses are less than 100. N/A is shown where the base number of responses is less than 10 during the period. % is calculated as Quantity/Base number*100

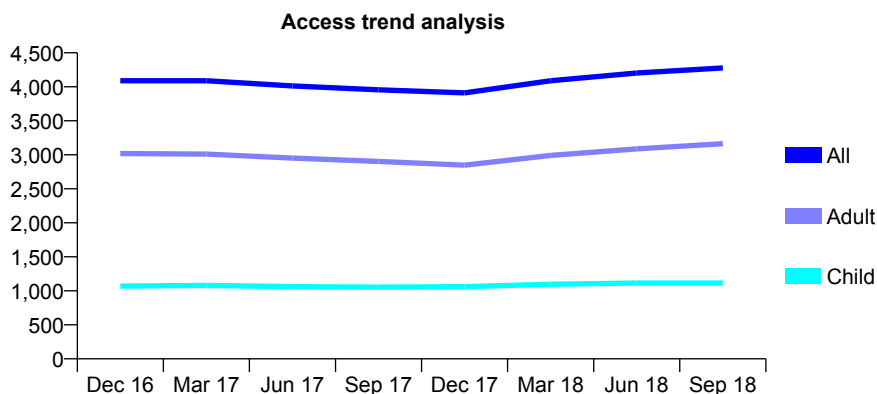
Q50 - Vital Signs At a Glance Contract Report for 101281/0104 - September 2018

Name or company name	OASIS DENTAL CARE LTD
Contract type name	GDS Contract
Purpose of contract	General
Contract start date	01/04/2006
Contract end date	

18/19 Contracted general activity (UDA)	13,717
Carry forward general activity (UDA)	0
18/19 Contracted orthodontic activity (UOA)	0
Carry forward orthodontic activity (UOA)	0
Baseline contract value	£408,682.23

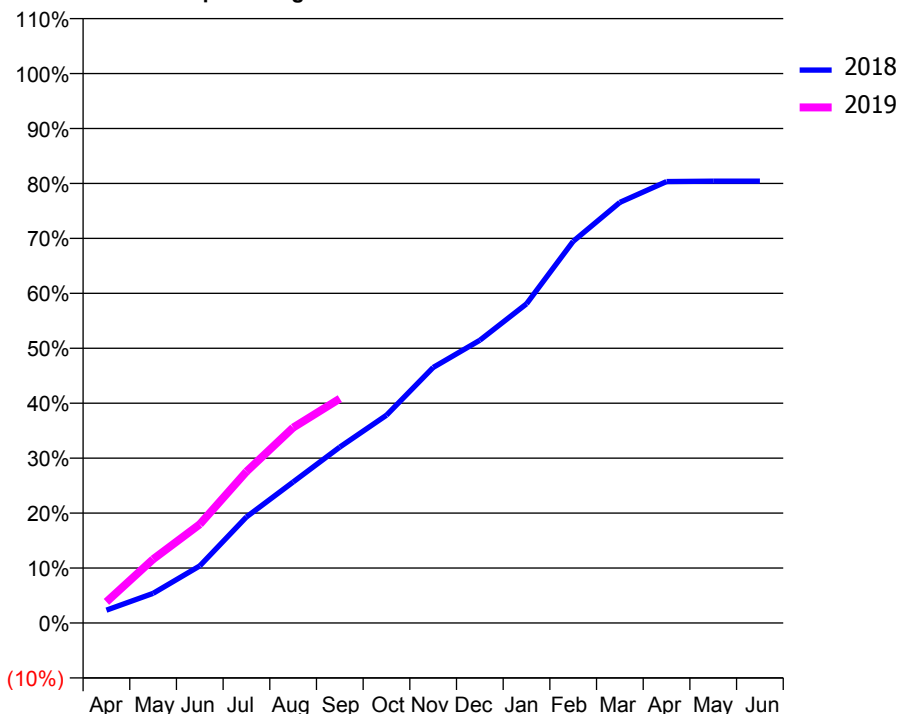
ACCESS*

Patients seen in 24 months	Total	Change since previous quarter
Quarter ending September 2017	3,955	
Quarter ending December 2017	3,910	↓
Quarter ending March 2018	4,089	↑
Quarter ending June 2018	4,202	↑
Quarter ending September 2018	4,277	→
Variance since September 2017	8.1%	↑



ACTIVITY

Cumulative percentage of contracted UDA delivered 2018 & 2019



Month	Adjusted Scheduled Activity (UDA)	
	2018	2019
April	323	526
May	742	1,594
June	1,426	2,466
July	2,648	3,781
August	3,521	4,879
September	4,391	5,600
October	5,187	
November	6,378	
December	7,057	
January	7,969	
February	9,529	
March	10,501	
April	11,020	
May	11,031	
June	11,031	

QUALITY

	Quantity	Base Number	Contract	AT	Region	England
% of FP17s for the same patient ID Re-attending within 3 months - Children	87	981	8.9%	9.4%	12.2%	11.6%
% of FP17s for the same patient ID Re-attending within 3 months - Adults	301	2,520	11.9%	12.8%	15.8%	15.5%
% of FP17s for the same patient ID Re-attending between 3 & 9 months - Children	649	981	66.2%	63.3%	60.3%	58.8%
% of FP17s for the same patient ID Re-attending between 3 & 9 months - Adults	1,550	2,520	61.5%	55.1%	53.5%	51.1%
% of FP17s for Band 1 Urgent Courses	256	3,160	8.1%	7.6%	9.1%	9.0%
% of FP17s Relating to Free Repair or Replacements	48	3,160	1.5%	0.9%	1.0%	0.8%
% of FP17s Relating to Continuations	6	3,160	0.2%	0.9%	1.0%	0.9%
% of Patients satisfied with the dentistry they have received	8	8	N/A	94.0%	93.6%	93.3%
% of Patients satisfied with the time they had to wait for an appointment	8	8	N/A	89.0%	89.8%	88.9%

* This is based on patients treated on this contract for their most recent course of treatment. Figures in italics indicate the base number of FP17s or Patient Questionnaire responses are less than 100. N/A is shown where the base number of responses is less than 10 during the period. % is calculated as Quantity/Base number*100

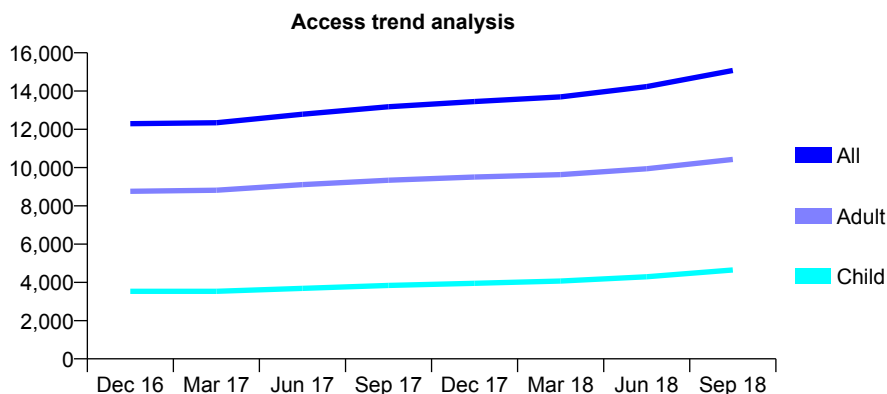
Q50 - Vital Signs At a Glance Contract Report for 101281/0106 - September 2018

Name or company name	OASIS DENTAL CARE LTD
Contract type name	GDS Contract
Purpose of contract	General
Contract start date	01/04/2006
Contract end date	

18/19 Contracted general activity (UDA)	40,965
Carry forward general activity (UDA)	0
18/19 Contracted orthodontic activity (UOA)	0
Carry forward orthodontic activity (UOA)	0
Baseline contract value	£1,139,793.24

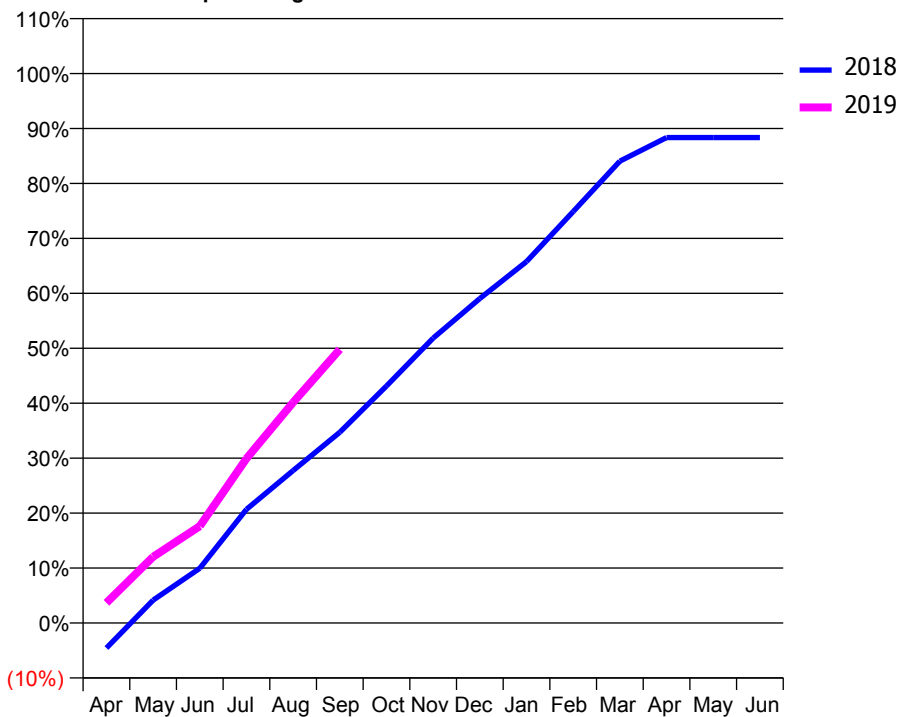
ACCESS*

Patients seen in 24 months	Total	Change since previous quarter
Quarter ending September 2017	13,177	
Quarter ending December 2017	13,455	↑
Quarter ending March 2018	13,699	→
Quarter ending June 2018	14,231	↑
Quarter ending September 2018	15,075	↑
Variance since September 2017	14.4%	↑



ACTIVITY

Cumulative percentage of contracted UDA delivered 2018 & 2019



Month	Adjusted Scheduled Activity (UDA)	
	2018	2019
April	-1,874	1,507
May	1,703	4,934
June	4,082	7,224
July	8,473	12,258
August	11,366	16,449
September	14,220	20,400
October	17,669	
November	21,237	
December	24,188	
January	26,941	
February	30,674	
March	34,432	
April	36,191	
May	36,191	
June	36,191	

QUALITY

	Quantity	Base Number	Contract	AT	Region	England
% of FP17s for the same patient ID Re-attending within 3 months - Children	260	3,660	7.1%	9.4%	12.2%	11.6%
% of FP17s for the same patient ID Re-attending within 3 months - Adults	976	7,482	13.0%	12.8%	15.8%	15.5%
% of FP17s for the same patient ID Re-attending between 3 & 9 months - Children	1,891	3,660	51.7%	63.3%	60.3%	58.8%
% of FP17s for the same patient ID Re-attending between 3 & 9 months - Adults	3,730	7,482	49.9%	55.1%	53.5%	51.1%
% of FP17s for Band 1 Urgent Courses	1,343	10,391	12.9%	7.6%	9.1%	9.0%
% of FP17s Relating to Free Repair or Replacements	49	10,391	0.5%	0.9%	1.0%	0.8%
% of FP17s Relating to Continuations	85	10,391	0.8%	0.9%	1.0%	0.9%
% of Patients satisfied with the dentistry they have received	7	9	N/A	94.0%	93.6%	93.3%
% of Patients satisfied with the time they had to wait for an appointment	6	9	N/A	89.0%	89.8%	88.9%

* This is based on patients treated on this contract for their most recent course of treatment. Figures in italics indicate the base number of FP17s or Patient Questionnaire responses are less than 100. N/A is shown where the base number of responses is less than 10 during the period. % is calculated as Quantity/Base number*100

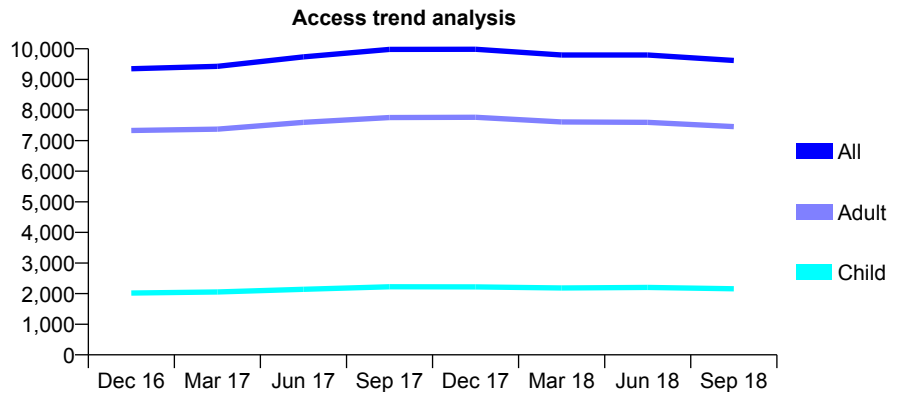
Q50 - Vital Signs At a Glance Contract Report for 101281/0121 - September 2018

Name or company name	OASIS DENTAL CARE LTD
Contract type name	GDS Contract
Purpose of contract	General
Contract start date	01/04/2006
Contract end date	

18/19 Contracted general activity (UDA)	31,745
Carry forward general activity (UDA)	0
18/19 Contracted orthodontic activity (UOA)	0
Carry forward orthodontic activity (UOA)	0
Baseline contract value	£846,914.89

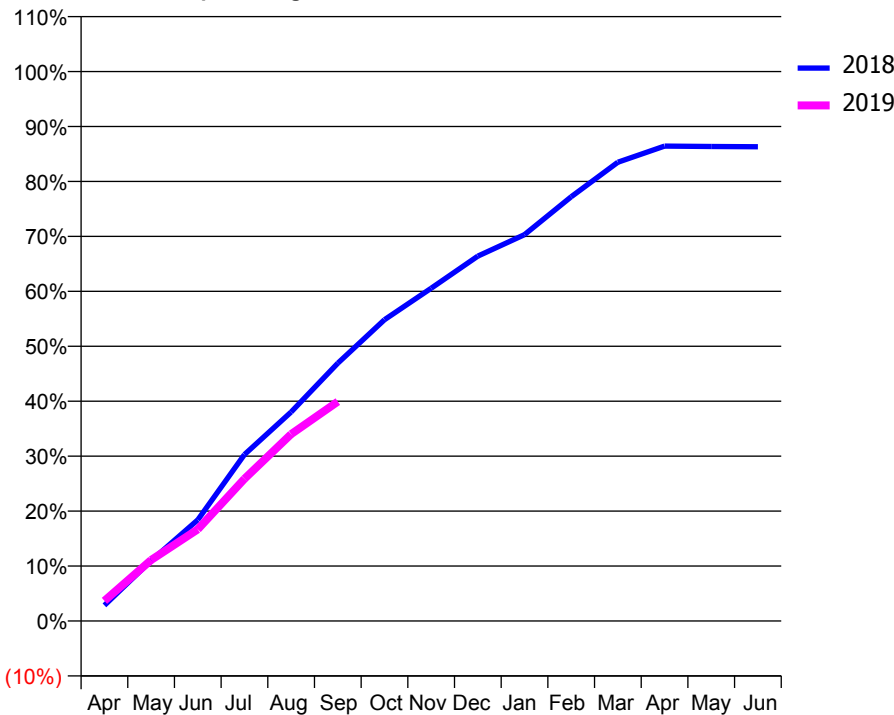
ACCESS*

Patients seen in 24 months	Total	Change since previous quarter
Quarter ending September 2017	9,979	
Quarter ending December 2017	9,983	→
Quarter ending March 2018	9,798	↓
Quarter ending June 2018	9,798	→
Quarter ending September 2018	9,618	↓
Variance since September 2017	(3.6%)	↓



ACTIVITY

Cumulative percentage of contracted UDA delivered 2018 & 2019



Month	Adjusted Scheduled Activity (UDA)	
	2018	2019
April	906	1,170
May	3,483	3,528
June	5,846	5,296
July	9,619	8,218
August	12,074	10,793
September	14,892	12,677
October	17,408	
November	19,223	
December	21,080	
January	22,321	
February	24,512	
March	26,504	
April	27,433	
May	27,412	
June	27,400	

QUALITY

	Quantity	Base Number	Contract	AT	Region	England
% of FP17s for the same patient ID Re-attending within 3 months - Children	109	1,486	7.3%	9.4%	12.2%	11.6%
% of FP17s for the same patient ID Re-attending within 3 months - Adults	630	4,693	13.4%	12.8%	15.8%	15.5%
% of FP17s for the same patient ID Re-attending between 3 & 9 months - Children	796	1,486	53.6%	63.3%	60.3%	58.8%
% of FP17s for the same patient ID Re-attending between 3 & 9 months - Adults	2,256	4,693	48.1%	55.1%	53.5%	51.1%
% of FP17s for Band 1 Urgent Courses	603	5,786	10.4%	7.6%	9.1%	9.0%
% of FP17s Relating to Free Repair or Replacements	57	5,786	1.0%	0.9%	1.0%	0.8%
% of FP17s Relating to Continuations	28	5,786	0.5%	0.9%	1.0%	0.9%
% of Patients satisfied with the dentistry they have received	5	6	N/A	94.0%	93.6%	93.3%
% of Patients satisfied with the time they had to wait for an appointment	5	6	N/A	89.0%	89.8%	88.9%

* This is based on patients treated on this contract for their most recent course of treatment. Figures in italics indicate the base number of FP17s or Patient Questionnaire responses are less than 100. N/A is shown where the base number of responses is less than 10 during the period. % is calculated as Quantity/Base number*100

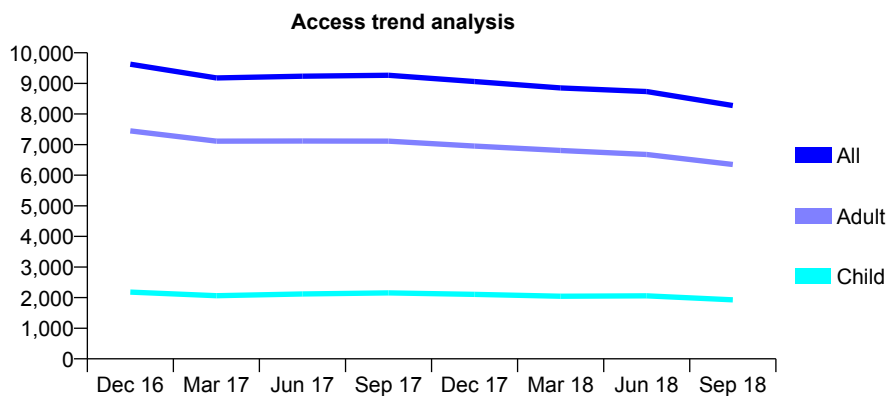
Q50 - Vital Signs At a Glance Contract Report for 101281/0147 - September 2018

Name or company name	OASIS DENTAL CARE LTD
Contract type name	GDS Contract
Purpose of contract	General
Contract start date	01/04/2006
Contract end date	

18/19 Contracted general activity (UDA)	37,658
Carry forward general activity (UDA)	0
18/19 Contracted orthodontic activity (UOA)	0
Carry forward orthodontic activity (UOA)	0
Baseline contract value	£1,064,337.43

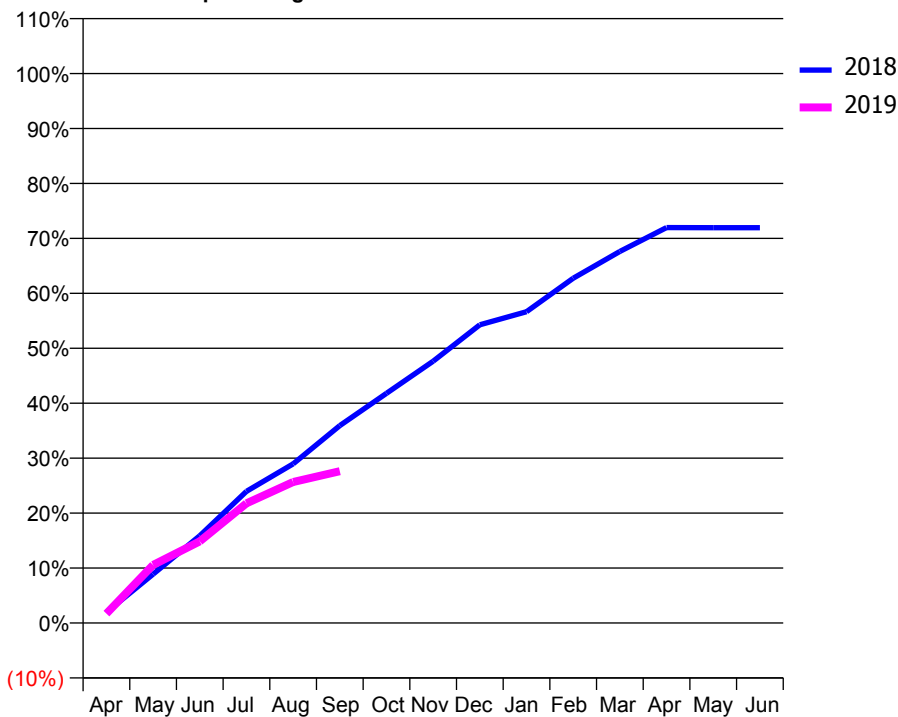
ACCESS*

Patients seen in 24 months	Total	Change since previous quarter
Quarter ending September 2017	9,266	
Quarter ending December 2017	9,059	↓
Quarter ending March 2018	8,854	↓
Quarter ending June 2018	8,734	↓
Quarter ending September 2018	8,276	↓
Variance since September 2017	(10.7%)	↓



ACTIVITY

Cumulative percentage of contracted UDA delivered 2018 & 2019



Adjusted Scheduled Activity (UDA)

Month	2018	2019
April	735	647
May	3,353	3,977
June	5,978	5,599
July	9,025	8,206
August	10,906	9,668
September	13,526	10,404
October	15,740	
November	17,947	
December	20,436	
January	21,333	
February	23,623	
March	25,467	
April	27,096	
May	27,088	
June	27,088	

QUALITY

	Quantity	Base Number	Contract	AT	Region	England
% of FP17s for the same patient ID Re-attending within 3 months - Children	122	1,360	9.0%	9.4%	12.2%	11.6%
% of FP17s for the same patient ID Re-attending within 3 months - Adults	580	4,075	14.2%	12.8%	15.8%	15.5%
% of FP17s for the same patient ID Re-attending between 3 & 9 months - Children	878	1,360	64.6%	63.3%	60.3%	58.8%
% of FP17s for the same patient ID Re-attending between 3 & 9 months - Adults	2,574	4,075	63.2%	55.1%	53.5%	51.1%
% of FP17s for Band 1 Urgent Courses	371	4,776	7.8%	7.6%	9.1%	9.0%
% of FP17s Relating to Free Repair or Replacements	45	4,776	0.9%	0.9%	1.0%	0.8%
% of FP17s Relating to Continuations	17	4,776	0.4%	0.9%	1.0%	0.9%
% of Patients satisfied with the dentistry they have received	5	9	N/A	94.0%	93.6%	93.3%
% of Patients satisfied with the time they had to wait for an appointment	6	9	N/A	89.0%	89.8%	88.9%

* This is based on patients treated on this contract for their most recent course of treatment. Figures in italics indicate the base number of FP17s or Patient Questionnaire responses are less than 100. N/A is shown where the base number of responses is less than 10 during the period. % is calculated as Quantity/Base number*100

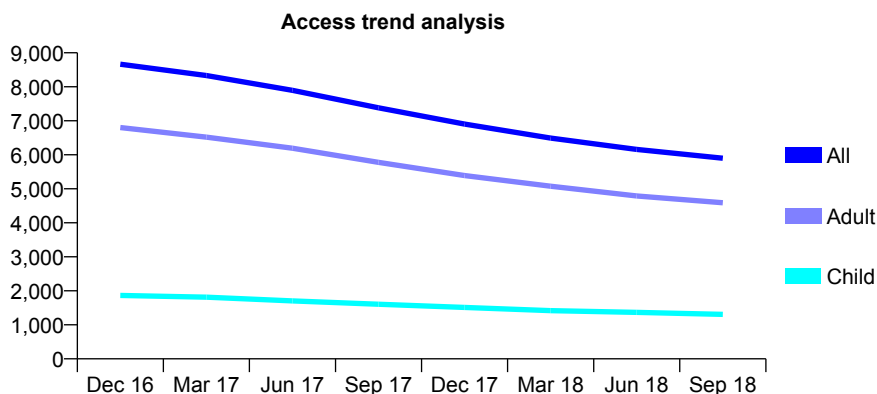
Q50 - Vital Signs At a Glance Contract Report for 101338/0049 - September 2018

Name or company name	Skipton Acorn Business Park Dental Practic
Contract type name	GDS Contract
Purpose of contract	General
Contract start date	01/04/2007
Contract end date	

18/19 Contracted general activity (UDA)	30,272
Carry forward general activity (UDA)	0
18/19 Contracted orthodontic activity (UOA)	0
Carry forward orthodontic activity (UOA)	0
Baseline contract value	£737,960.98

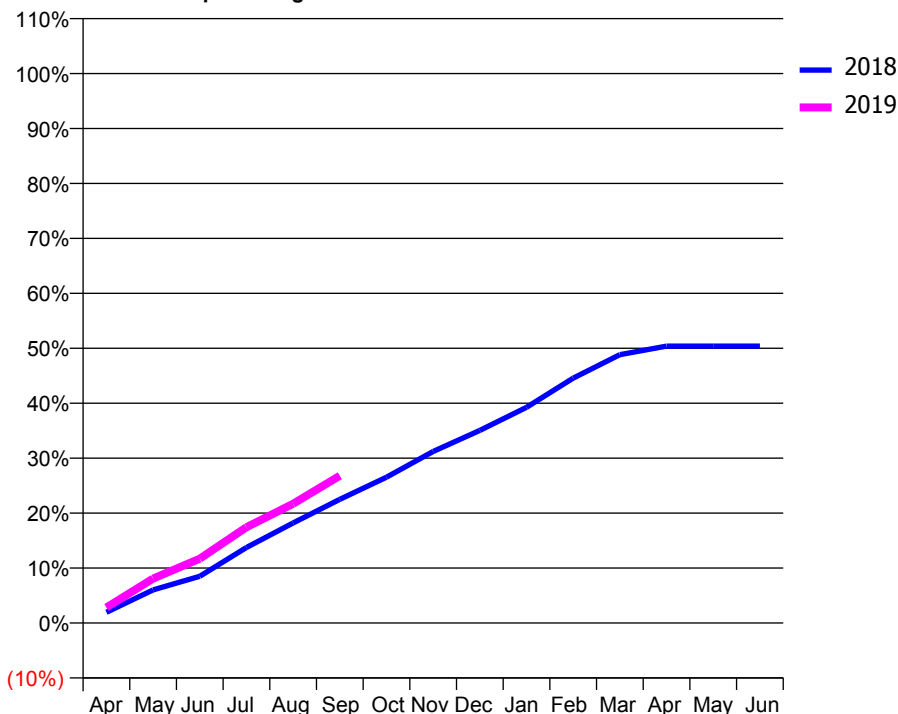
ACCESS*

Patients seen in 24 months	Total	Change since previous quarter
Quarter ending September 2017	7,382	
Quarter ending December 2017	6,903	↓
Quarter ending March 2018	6,491	↓
Quarter ending June 2018	6,160	↓
Quarter ending September 2018	5,899	↓
Variance since September 2017	(20.1%)	↓



ACTIVITY

Cumulative percentage of contracted UDA delivered 2018 & 2019



Month	Adjusted Scheduled Activity (UDA)	
	2018	2019
April	595	853
May	1,824	2,452
June	2,575	3,546
July	4,164	5,275
August	5,512	6,574
September	6,811	8,114
October	8,034	
November	9,454	
December	10,611	
January	11,881	
February	13,489	
March	14,781	
April	15,256	
May	15,257	
June	15,257	

QUALITY

	Quantity	Base Number	Contract	AT	Region	England
% of FP17s for the same patient ID Re-attending within 3 months - Children	41	883	4.6%	9.4%	12.2%	11.6%
% of FP17s for the same patient ID Re-attending within 3 months - Adults	419	3,087	13.6%	12.8%	15.8%	15.5%
% of FP17s for the same patient ID Re-attending between 3 & 9 months - Children	348	883	39.4%	63.3%	60.3%	58.8%
% of FP17s for the same patient ID Re-attending between 3 & 9 months - Adults	1,452	3,087	47.0%	55.1%	53.5%	51.1%
% of FP17s for Band 1 Urgent Courses	358	3,762	9.5%	7.6%	9.1%	9.0%
% of FP17s Relating to Free Repair or Replacements	20	3,762	0.5%	0.9%	1.0%	0.8%
% of FP17s Relating to Continuations	67	3,762	1.8%	0.9%	1.0%	0.9%
% of Patients satisfied with the dentistry they have received	10	13	76.9%	94.0%	93.6%	93.3%
% of Patients satisfied with the time they had to wait for an appointment	7	13	53.8%	89.0%	89.8%	88.9%

* This is based on patients treated on this contract for their most recent course of treatment. Figures in italics indicate the base number of FP17s or Patient Questionnaire responses are less than 100. N/A is shown where the base number of responses is less than 10 during the period. % is calculated as Quantity/Base number*100

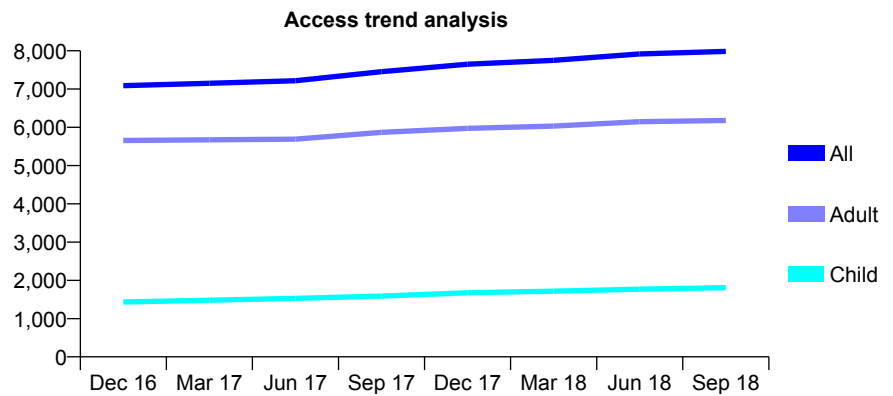
Q50 - Vital Signs At a Glance Contract Report for 101338/0124 - September 2018

Name or company name	Whitecross Dental Care Limited
Contract type name	GDS Contract
Purpose of contract	General
Contract start date	24/08/2010
Contract end date	

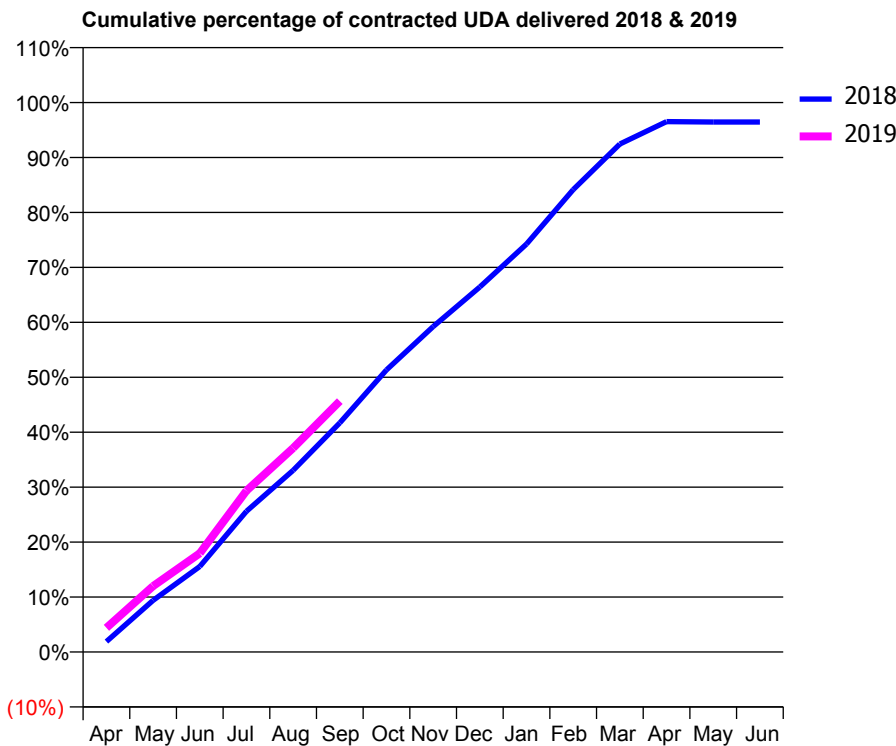
18/19 Contracted general activity (UDA)	24,000
Carry forward general activity (UDA)	0
18/19 Contracted orthodontic activity (UOA)	0
Carry forward orthodontic activity (UOA)	0
Baseline contract value	£652,249.13

ACCESS*

Patients seen in 24 months	Total	Change since previous quarter
Quarter ending September 2017	7,455	
Quarter ending December 2017	7,649	↑
Quarter ending March 2018	7,750	→
Quarter ending June 2018	7,919	↑
Quarter ending September 2018	7,985	→
Variance since September 2017	7.1%	↑



ACTIVITY



Month	Adjusted Scheduled Activity (UDA)	
	2018	2019
April	459	1,059
May	2,255	2,879
June	3,735	4,314
July	6,146	7,046
August	7,934	8,910
September	10,007	10,958
October	12,319	
November	14,211	
December	15,941	
January	17,816	
February	20,197	
March	22,186	
April	23,166	
May	23,149	
June	23,150	

QUALITY

	Quantity	Base Number	Contract	AT	Region	England
% of FP17s for the same patient ID Re-attending within 3 months - Children	60	1,491	4.0%	9.4%	12.2%	11.6%
% of FP17s for the same patient ID Re-attending within 3 months - Adults	506	4,615	11.0%	12.8%	15.8%	15.5%
% of FP17s for the same patient ID Re-attending between 3 & 9 months - Children	982	1,491	65.9%	63.3%	60.3%	58.8%
% of FP17s for the same patient ID Re-attending between 3 & 9 months - Adults	2,610	4,615	56.6%	55.1%	53.5%	51.1%
% of FP17s for Band 1 Urgent Courses	283	5,687	5.0%	7.6%	9.1%	9.0%
% of FP17s Relating to Free Repair or Replacements	27	5,687	0.5%	0.9%	1.0%	0.8%
% of FP17s Relating to Continuations	99	5,687	1.7%	0.9%	1.0%	0.9%
% of Patients satisfied with the dentistry they have received	7	7	N/A	94.0%	93.6%	93.3%
% of Patients satisfied with the time they had to wait for an appointment	6	7	N/A	89.0%	89.8%	88.9%

* This is based on patients treated on this contract for their most recent course of treatment. Figures in italics indicate the base number of FP17s or Patient Questionnaire responses are less than 100. N/A is shown where the base number of responses is less than 10 during the period. % is calculated as Quantity/Base number*100

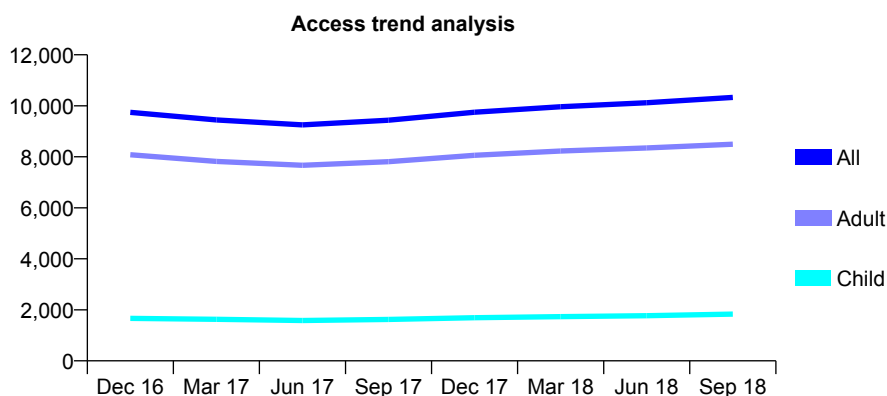
Q50 - Vital Signs At a Glance Contract Report for 101338/0135 - September 2018

Name or company name	Whitecross Dental Care Limited
Contract type name	GDS Contract
Purpose of contract	General
Contract start date	01/02/2012
Contract end date	

18/19 Contracted general activity (UDA)	33,200
Carry forward general activity (UDA)	0
18/19 Contracted orthodontic activity (UOA)	0
Carry forward orthodontic activity (UOA)	0
Baseline contract value	£880,294.77

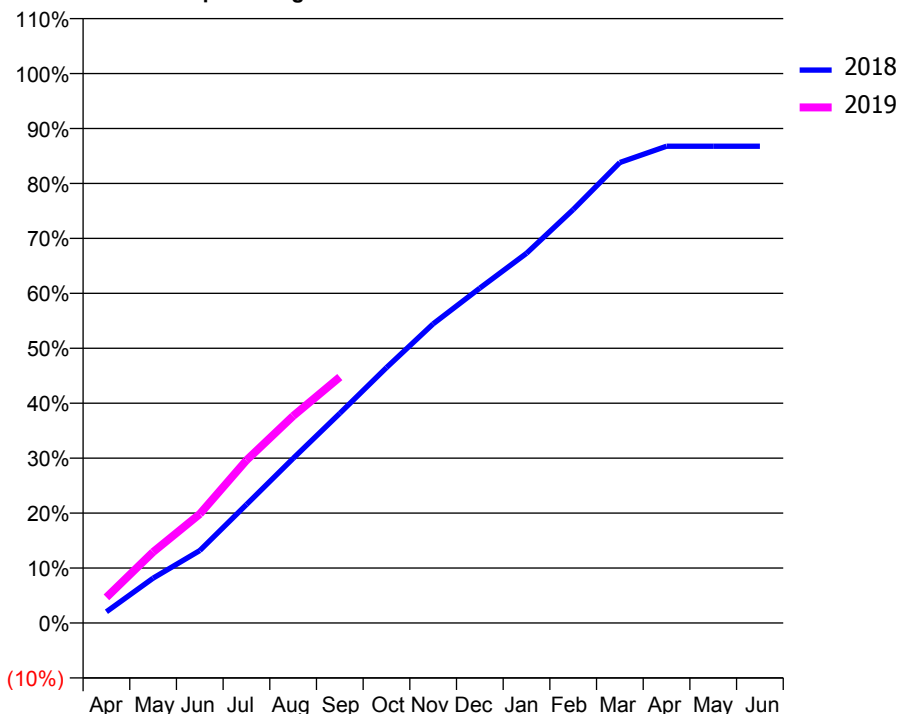
ACCESS*

Patients seen in 24 months	Total	Change since previous quarter
Quarter ending September 2017	9,435	
Quarter ending December 2017	9,750	↑
Quarter ending March 2018	9,961	↑
Quarter ending June 2018	10,119	→
Quarter ending September 2018	10,327	↑
Variance since September 2017	9.5%	↑



ACTIVITY

Cumulative percentage of contracted UDA delivered 2018 & 2019



Month	Adjusted Scheduled Activity (UDA)	
	2018	2019
April	683	1,554
May	2,714	4,291
June	4,379	6,586
July	7,156	9,831
August	9,946	12,508
September	12,665	14,860
October	15,431	
November	18,078	
December	20,237	
January	22,334	
February	24,976	
March	27,822	
April	28,805	
May	28,806	
June	28,803	

QUALITY

	Quantity	Base Number	Contract	AT	Region	England
% of FP17s for the same patient ID Re-attending within 3 months - Children	71	1,497	4.7%	9.4%	12.2%	11.6%
% of FP17s for the same patient ID Re-attending within 3 months - Adults	654	6,472	10.1%	12.8%	15.8%	15.5%
% of FP17s for the same patient ID Re-attending between 3 & 9 months - Children	971	1,497	64.9%	63.3%	60.3%	58.8%
% of FP17s for the same patient ID Re-attending between 3 & 9 months - Adults	3,725	6,472	57.6%	55.1%	53.5%	51.1%
% of FP17s for Band 1 Urgent Courses	153	7,472	2.0%	7.6%	9.1%	9.0%
% of FP17s Relating to Free Repair or Replacements	101	7,472	1.4%	0.9%	1.0%	0.8%
% of FP17s Relating to Continuations	216	7,472	2.9%	0.9%	1.0%	0.9%
% of Patients satisfied with the dentistry they have received	14	15	93.3%	94.0%	93.6%	93.3%
% of Patients satisfied with the time they had to wait for an appointment	15	15	100.0%	89.0%	89.8%	88.9%

* This is based on patients treated on this contract for their most recent course of treatment. Figures in italics indicate the base number of FP17s or Patient Questionnaire responses are less than 100. N/A is shown where the base number of responses is less than 10 during the period. % is calculated as Quantity/Base number*100

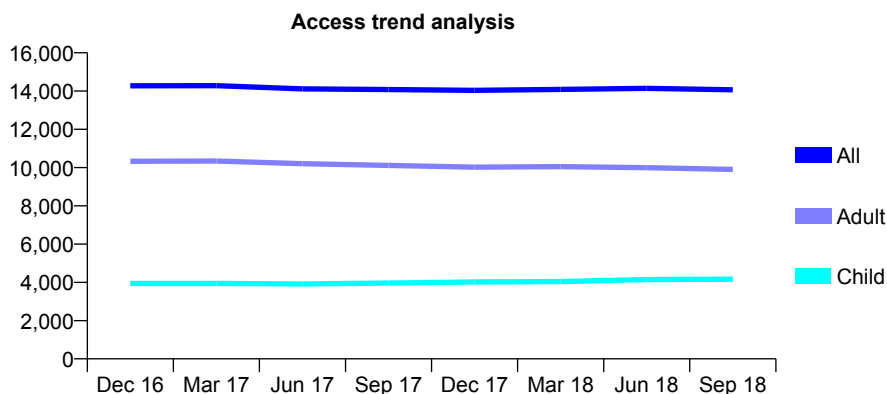
Q50 - Vital Signs At a Glance Contract Report for 101338/0136 - September 2018

Name or company name	Whitecross Dental Care Limited
Contract type name	GDS Contract
Purpose of contract	General
Contract start date	01/06/2012
Contract end date	

18/19 Contracted general activity (UDA)	34,166
Carry forward general activity (UDA)	0
18/19 Contracted orthodontic activity (UOA)	0
Carry forward orthodontic activity (UOA)	0
Baseline contract value	£943,109.06

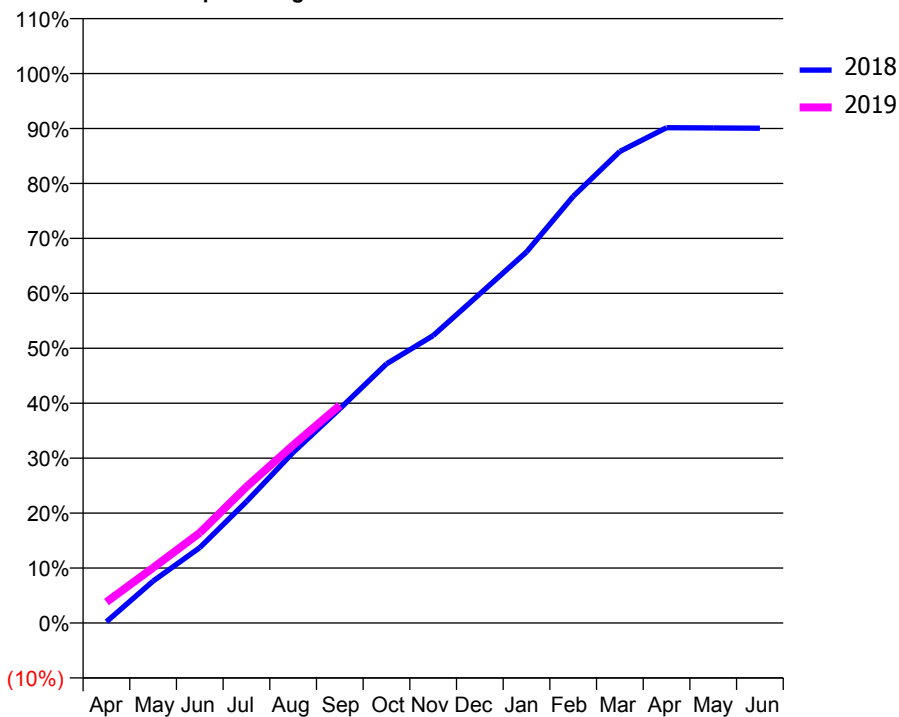
ACCESS*

Patients seen in 24 months	Total	Change since previous quarter
Quarter ending September 2017	14,080	
Quarter ending December 2017	14,038	→
Quarter ending March 2018	14,087	→
Quarter ending June 2018	14,140	→
Quarter ending September 2018	14,066	→
Variance since September 2017	(0.1%)	→



ACTIVITY

Cumulative percentage of contracted UDA delivered 2018 & 2019



Adjusted Scheduled Activity (UDA)

Month	2018	2019
April	83	1,304
May	2,610	3,433
June	4,692	5,611
July	7,546	8,467
August	10,609	11,055
September	13,317	13,534
October	16,116	
November	17,868	
December	20,462	
January	23,066	
February	26,524	
March	29,323	
April	30,795	
May	30,777	
June	30,761	

QUALITY

	Quantity	Base Number	Contract	AT	Region	England
% of FP17s for the same patient ID Re-attending within 3 months - Children	140	2,817	5.0%	9.4%	12.2%	11.6%
% of FP17s for the same patient ID Re-attending within 3 months - Adults	508	5,515	9.2%	12.8%	15.8%	15.5%
% of FP17s for the same patient ID Re-attending between 3 & 9 months - Children	1,661	2,817	59.0%	63.3%	60.3%	58.8%
% of FP17s for the same patient ID Re-attending between 3 & 9 months - Adults	2,849	5,515	51.7%	55.1%	53.5%	51.1%
% of FP17s for Band 1 Urgent Courses	594	7,702	7.7%	7.6%	9.1%	9.0%
% of FP17s Relating to Free Repair or Replacements	44	7,702	0.6%	0.9%	1.0%	0.8%
% of FP17s Relating to Continuations	71	7,702	0.9%	0.9%	1.0%	0.9%
% of Patients satisfied with the dentistry they have received	3	4	N/A	94.0%	93.6%	93.3%
% of Patients satisfied with the time they had to wait for an appointment	3	4	N/A	89.0%	89.8%	88.9%

* This is based on patients treated on this contract for their most recent course of treatment. Figures in italics indicate the base number of FP17s or Patient Questionnaire responses are less than 100. N/A is shown where the base number of responses is less than 10 during the period. % is calculated as Quantity/Base number*100

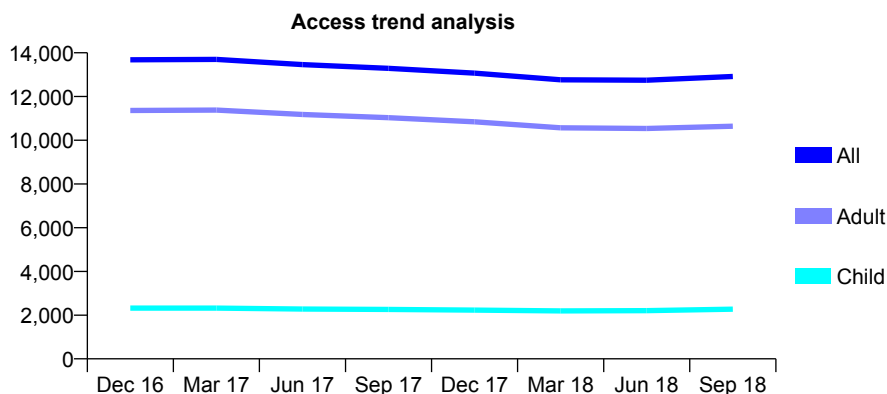
Q50 - Vital Signs At a Glance Contract Report for 101370/0090 - September 2018

Name or company name	Petrie Tucker & Partners Ltd
Contract type name	GDS Contract
Purpose of contract	General
Contract start date	01/04/2007
Contract end date	

18/19 Contracted general activity (UDA)	41,727
Carry forward general activity (UDA)	0
18/19 Contracted orthodontic activity (UOA)	0
Carry forward orthodontic activity (UOA)	0
Baseline contract value	£1,206,522.17

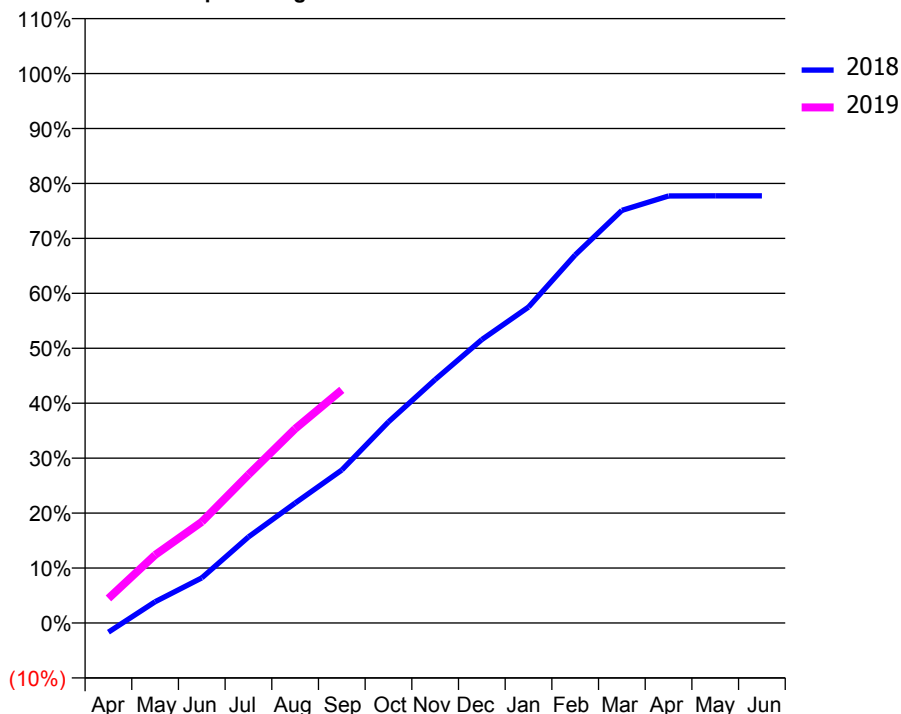
ACCESS*

Patients seen in 24 months	Total	Change since previous quarter
Quarter ending September 2017	13,289	
Quarter ending December 2017	13,070	↓
Quarter ending March 2018	12,766	↓
Quarter ending June 2018	12,745	→
Quarter ending September 2018	12,915	→
Variance since September 2017	(2.8%)	↓



ACTIVITY

Cumulative percentage of contracted UDA delivered 2018 & 2019



Month	2018	2019
April	-704	1,869
May	1,615	5,166
June	3,430	7,677
July	6,533	11,262
August	9,109	14,747
September	11,619	17,703
October	15,272	
November	18,482	
December	21,525	
January	23,997	
February	27,952	
March	31,333	
April	32,433	
May	32,437	
June	32,437	

QUALITY

	Quantity	Base Number	Contract	AT	Region	England
% of FP17s for the same patient ID Re-attending within 3 months - Children	61	1,856	3.3%	9.4%	12.2%	11.6%
% of FP17s for the same patient ID Re-attending within 3 months - Adults	650	7,719	8.4%	12.8%	15.8%	15.5%
% of FP17s for the same patient ID Re-attending between 3 & 9 months - Children	1,146	1,856	61.7%	63.3%	60.3%	58.8%
% of FP17s for the same patient ID Re-attending between 3 & 9 months - Adults	4,422	7,719	57.3%	55.1%	53.5%	51.1%
% of FP17s for Band 1 Urgent Courses	417	9,077	4.6%	7.6%	9.1%	9.0%
% of FP17s Relating to Free Repair or Replacements	40	9,077	0.4%	0.9%	1.0%	0.8%
% of FP17s Relating to Continuations	95	9,077	1.0%	0.9%	1.0%	0.9%
% of Patients satisfied with the dentistry they have received	18	19	94.7%	94.0%	93.6%	93.3%
% of Patients satisfied with the time they had to wait for an appointment	15	19	78.9%	89.0%	89.8%	88.9%

* This is based on patients treated on this contract for their most recent course of treatment. Figures in italics indicate the base number of FP17s or Patient Questionnaire responses are less than 100. N/A is shown where the base number of responses is less than 10 during the period. % is calculated as Quantity/Base number*100

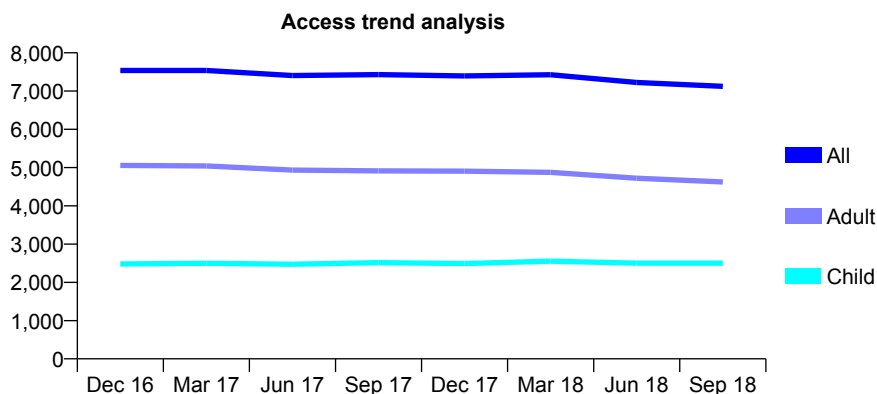
Q50 - Vital Signs At a Glance Contract Report for 101435/0063 - September 2018

Name or company name	IDH Limited
Contract type name	GDS Contract
Purpose of contract	General
Contract start date	01/06/2007
Contract end date	

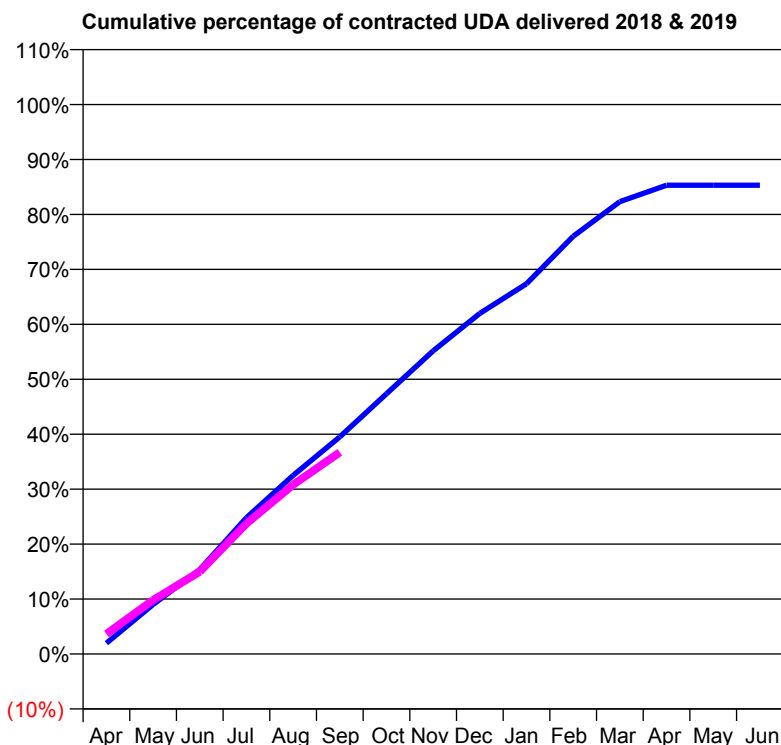
18/19 Contracted general activity (UDA)	23,500
Carry forward general activity (UDA)	0
18/19 Contracted orthodontic activity (UOA)	0
Carry forward orthodontic activity (UOA)	0
Baseline contract value	£607,933.02

ACCESS*

Patients seen in 24 months	Total	Change since previous quarter
Quarter ending September 2017	7,431	
Quarter ending December 2017	7,394	→
Quarter ending March 2018	7,428	→
Quarter ending June 2018	7,223	↓
Quarter ending September 2018	7,125	↓
Variance since September 2017	(4.1%)	↓



ACTIVITY



Adjusted Scheduled Activity (UDA)		
Month	2018	2019
April	468	861
May	2,117	2,308
June	3,614	3,523
July	5,833	5,583
August	7,639	7,240
September	9,287	8,624
October	11,128	
November	12,965	
December	14,567	
January	15,831	
February	17,864	
March	19,344	
April	20,050	
May	20,048	
June	20,048	

QUALITY

	Quantity	Base Number	Contract	AT	Region	England
% of FP17s for the same patient ID Re-attending within 3 months - Children	74	1,550	4.8%	9.4%	12.2%	11.6%
% of FP17s for the same patient ID Re-attending within 3 months - Adults	217	2,378	9.1%	12.8%	15.8%	15.5%
% of FP17s for the same patient ID Re-attending between 3 & 9 months - Children	862	1,550	55.6%	63.3%	60.3%	58.8%
% of FP17s for the same patient ID Re-attending between 3 & 9 months - Adults	1,123	2,378	47.2%	55.1%	53.5%	51.1%
% of FP17s for Band 1 Urgent Courses	255	3,715	6.9%	7.6%	9.1%	9.0%
% of FP17s Relating to Free Repair or Replacements	0	3,715	0.0%	0.9%	1.0%	0.8%
% of FP17s Relating to Continuations	33	3,715	0.9%	0.9%	1.0%	0.9%
% of Patients satisfied with the dentistry they have received	1	2	N/A	94.0%	93.6%	93.3%
% of Patients satisfied with the time they had to wait for an appointment	2	2	N/A	89.0%	89.8%	88.9%

* This is based on patients treated on this contract for their most recent course of treatment. Figures in italics indicate the base number of FP17s or Patient Questionnaire responses are less than 100. N/A is shown where the base number of responses is less than 10 during the period. % is calculated as Quantity/Base number*100

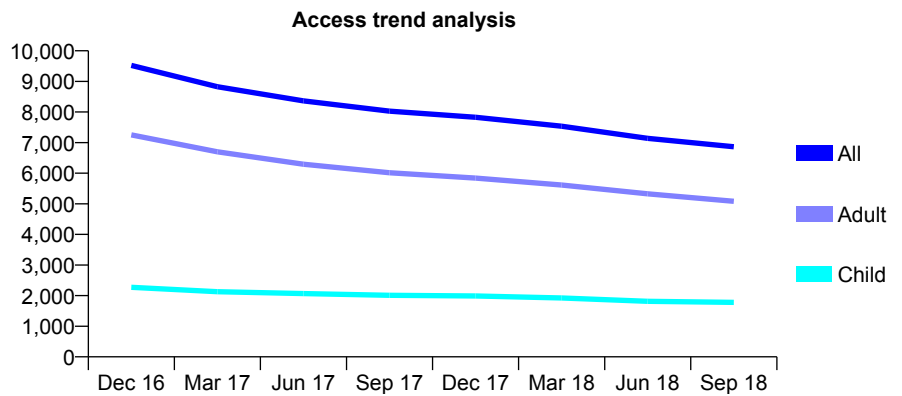
Q50 - Vital Signs At a Glance Contract Report for 101435/0072 - September 2018

Name or company name	IDH Limited
Contract type name	GDS Contract
Purpose of contract	General
Contract start date	01/12/2007
Contract end date	

18/19 Contracted general activity (UDA)	30,373
Carry forward general activity (UDA)	0
18/19 Contracted orthodontic activity (UOA)	0
Carry forward orthodontic activity (UOA)	0
Baseline contract value	£809,470.30

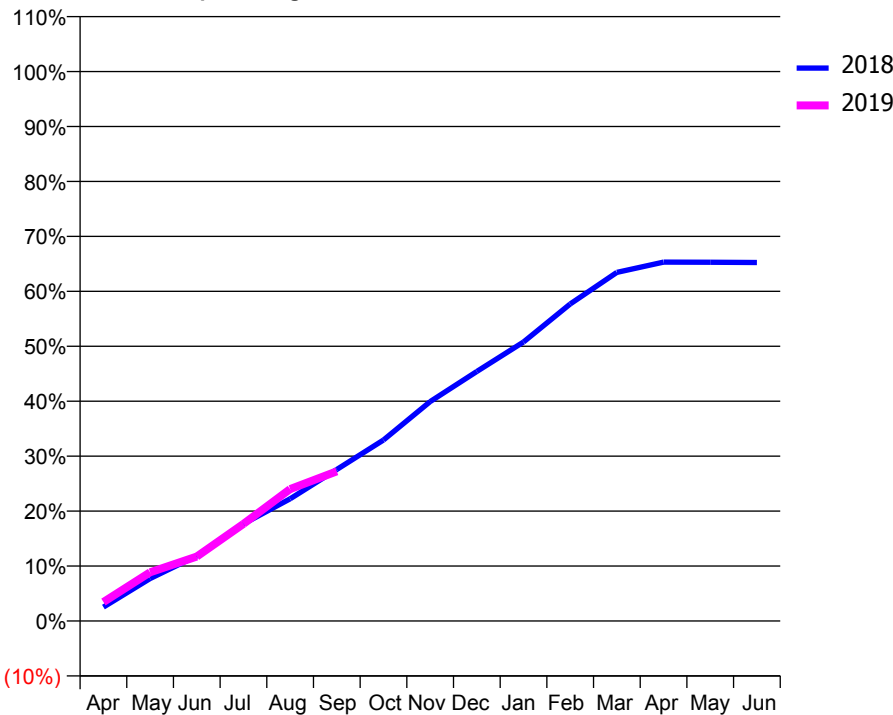
ACCESS*

Patients seen in 24 months	Total	Change since previous quarter
Quarter ending September 2017	8,027	
Quarter ending December 2017	7,830	↓
Quarter ending March 2018	7,537	↓
Quarter ending June 2018	7,138	↓
Quarter ending September 2018	6,865	↓
Variance since September 2017	(14.5%)	↓



ACTIVITY

Cumulative percentage of contracted UDA delivered 2018 & 2019



Month	Adjusted Scheduled Activity (UDA)	
	2018	2019
April	768	1,049
May	2,350	2,695
June	3,600	3,565
July	5,369	5,369
August	6,754	7,294
September	8,379	8,273
October	10,005	
November	12,129	
December	13,797	
January	15,425	
February	17,521	
March	19,272	
April	19,836	
May	19,827	
June	19,814	

QUALITY

	Quantity	Base Number	Contract	AT	Region	England
% of FP17s for the same patient ID Re-attending within 3 months - Children	50	925	5.4%	9.4%	12.2%	11.6%
% of FP17s for the same patient ID Re-attending within 3 months - Adults	259	2,735	9.5%	12.8%	15.8%	15.5%
% of FP17s for the same patient ID Re-attending between 3 & 9 months - Children	491	925	53.1%	63.3%	60.3%	58.8%
% of FP17s for the same patient ID Re-attending between 3 & 9 months - Adults	1,587	2,735	58.0%	55.1%	53.5%	51.1%
% of FP17s for Band 1 Urgent Courses	171	3,469	4.9%	7.6%	9.1%	9.0%
% of FP17s Relating to Free Repair or Replacements	45	3,469	1.3%	0.9%	1.0%	0.8%
% of FP17s Relating to Continuations	34	3,469	1.0%	0.9%	1.0%	0.9%
% of Patients satisfied with the dentistry they have received	6	6	N/A	94.0%	93.6%	93.3%
% of Patients satisfied with the time they had to wait for an appointment	3	6	N/A	89.0%	89.8%	88.9%

* This is based on patients treated on this contract for their most recent course of treatment. Figures in italics indicate the base number of FP17s or Patient Questionnaire responses are less than 100. N/A is shown where the base number of responses is less than 10 during the period. % is calculated as Quantity/Base number*100

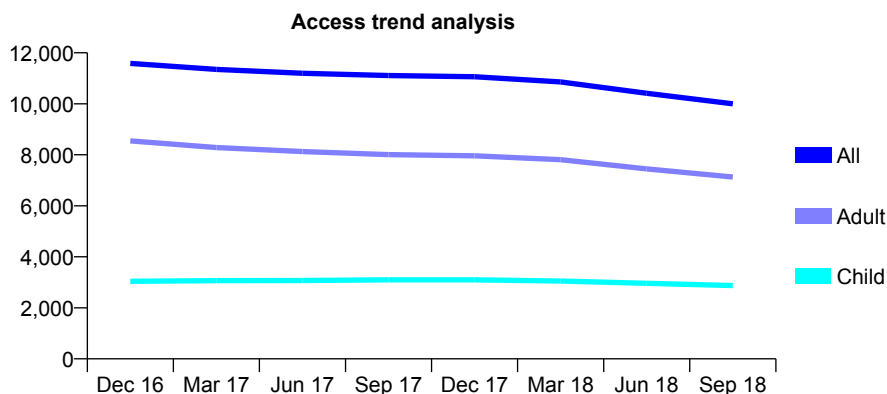
Q50 - Vital Signs At a Glance Contract Report for 101435/0073 - September 2018

Name or company name	York Pioneer Business Park Partnership
Contract type name	GDS Contract
Purpose of contract	General
Contract start date	01/12/2007
Contract end date	

18/19 Contracted general activity (UDA)	36,000
Carry forward general activity (UDA)	0
18/19 Contracted orthodontic activity (UOA)	0
Carry forward orthodontic activity (UOA)	0
Baseline contract value	£713,022.02

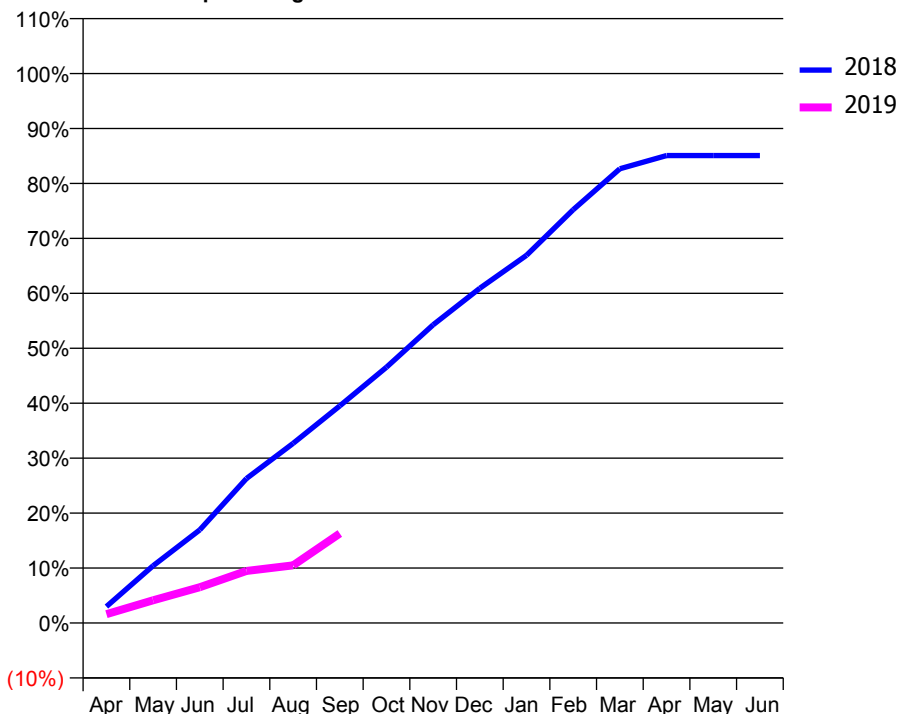
ACCESS*

Patients seen in 24 months	Total	Change since previous quarter
Quarter ending September 2017	11,108	
Quarter ending December 2017	11,063	→
Quarter ending March 2018	10,859	↓
Quarter ending June 2018	10,414	↓
Quarter ending September 2018	10,002	↓
Variance since September 2017	(10.0%)	↓



ACTIVITY

Cumulative percentage of contracted UDA delivered 2018 & 2019



Adjusted Scheduled Activity (UDA)

Month	2018	2019
April	1,083	580
May	3,755	1,491
June	6,102	2,347
July	9,464	3,412
August	11,772	3,779
September	14,224	5,870
October	16,759	
November	19,534	
December	21,935	
January	24,087	
February	27,079	
March	29,756	
April	30,623	
May	30,623	
June	30,623	

QUALITY

	Quantity	Base Number	Contract	AT	Region	England
% of FP17s for the same patient ID Re-attending within 3 months - Children	59	1,495	3.9%	9.4%	12.2%	11.6%
% of FP17s for the same patient ID Re-attending within 3 months - Adults	297	2,508	11.8%	12.8%	15.8%	15.5%
% of FP17s for the same patient ID Re-attending between 3 & 9 months - Children	921	1,495	61.6%	63.3%	60.3%	58.8%
% of FP17s for the same patient ID Re-attending between 3 & 9 months - Adults	1,074	2,508	42.8%	55.1%	53.5%	51.1%
% of FP17s for Band 1 Urgent Courses	432	3,758	11.5%	7.6%	9.1%	9.0%
% of FP17s Relating to Free Repair or Replacements	19	3,758	0.5%	0.9%	1.0%	0.8%
% of FP17s Relating to Continuations	41	3,758	1.1%	0.9%	1.0%	0.9%
% of Patients satisfied with the dentistry they have received	7	7	N/A	94.0%	93.6%	93.3%
% of Patients satisfied with the time they had to wait for an appointment	6	7	N/A	89.0%	89.8%	88.9%

* This is based on patients treated on this contract for their most recent course of treatment. Figures in italics indicate the base number of FP17s or Patient Questionnaire responses are less than 100. N/A is shown where the base number of responses is less than 10 during the period. % is calculated as Quantity/Base number*100

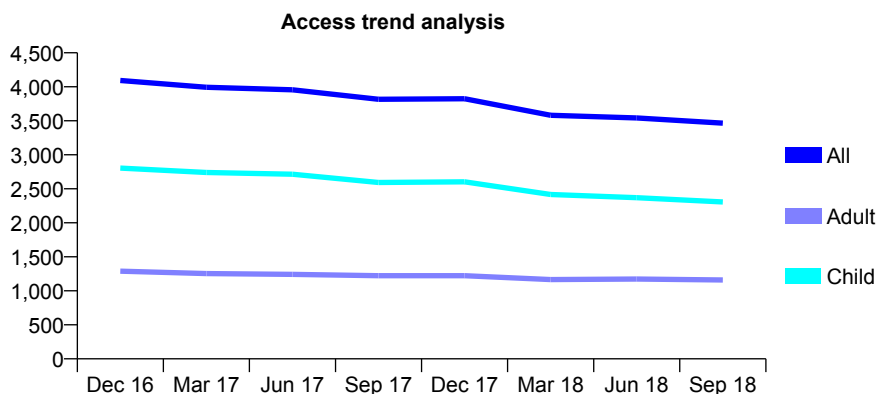
Q50 - Vital Signs At a Glance Contract Report for 102490/0003 - September 2018

Name or company name	Ashby Dental Clinic (CDS Unit)
Contract type name	PDS Contract
Purpose of contract	General
Contract start date	26/09/2011
Contract end date	30/09/2018

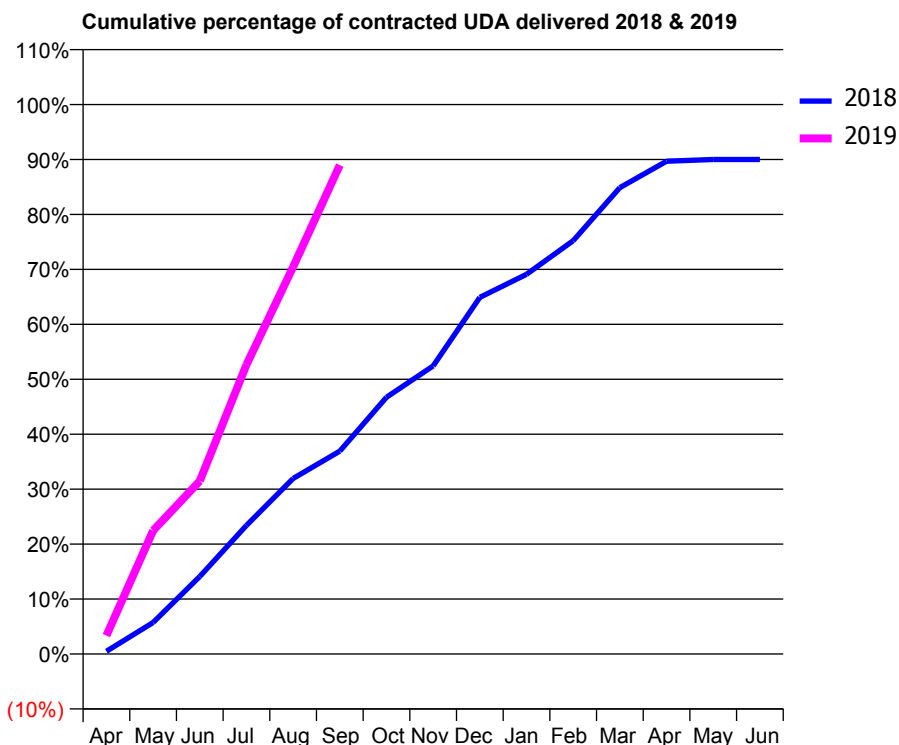
18/19 Contracted general activity (UDA)	3,462
Carry forward general activity (UDA)	0
18/19 Contracted orthodontic activity (UOA)	0
Carry forward orthodontic activity (UOA)	0
Baseline contract value	£278,483.96

ACCESS*

Patients seen in 24 months	Total	Change since previous quarter
Quarter ending September 2017	3,817	
Quarter ending December 2017	3,824	→
Quarter ending March 2018	3,581	↓
Quarter ending June 2018	3,542	↓
Quarter ending September 2018	3,465	↓
Variance since September 2017	(9.2%)	↓



ACTIVITY



Month	Adjusted Scheduled Activity (UDA)	
	2018	2019
April	33	116
May	389	777
June	958	1,090
July	1,588	1,823
August	2,167	2,439
September	2,505	3,080
October	3,171	
November	3,557	
December	4,405	
January	4,690	
February	5,105	
March	5,760	
April	6,085	
May	6,107	
June	6,107	

QUALITY

	Quantity	Base Number	Contract	AT	Region	England
% of FP17s for the same patient ID Re-attending within 3 months - Children	81	1,432	5.7%	9.4%	12.2%	11.6%
% of FP17s for the same patient ID Re-attending within 3 months - Adults	26	494	5.3%	12.8%	15.8%	15.5%
% of FP17s for the same patient ID Re-attending between 3 & 9 months - Children	395	1,432	27.6%	63.3%	60.3%	58.8%
% of FP17s for the same patient ID Re-attending between 3 & 9 months - Adults	130	494	26.3%	55.1%	53.5%	51.1%
% of FP17s for Band 1 Urgent Courses	49	1,635	3.0%	7.6%	9.1%	9.0%
% of FP17s Relating to Free Repair or Replacements	1	1,635	0.1%	0.9%	1.0%	0.8%
% of FP17s Relating to Continuations	0	1,635	0.0%	0.9%	1.0%	0.9%
% of Patients satisfied with the dentistry they have received	2	2	N/A	94.0%	93.6%	93.3%
% of Patients satisfied with the time they had to wait for an appointment	2	2	N/A	89.0%	89.8%	88.9%

* This is based on patients treated on this contract for their most recent course of treatment. Figures in italics indicate the base number of FP17s or Patient Questionnaire responses are less than 100. N/A is shown where the base number of responses is less than 10 during the period. % is calculated as Quantity/Base number*100

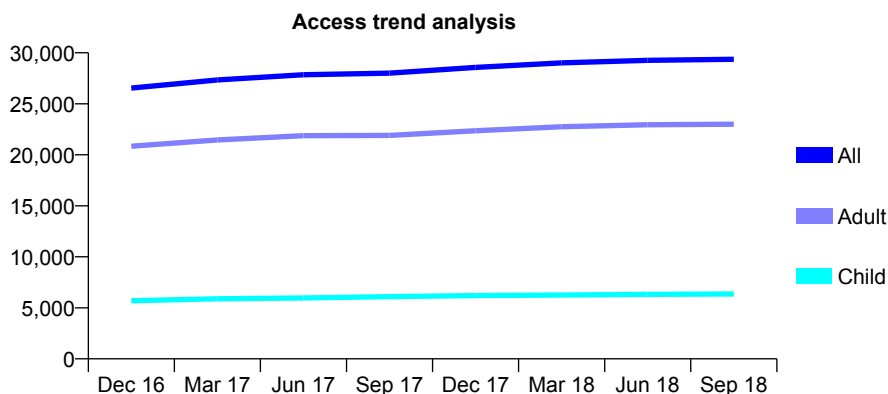
Q50 - Vital Signs At a Glance Contract Report for 104094/0001 - September 2018

Name or company name	543 Dental Centre Limited
Contract type name	GDS Contract
Purpose of contract	General
Contract start date	08/09/2008
Contract end date	

18/19 Contracted general activity (UDA)	79,925
Carry forward general activity (UDA)	0
18/19 Contracted orthodontic activity (UOA)	0
Carry forward orthodontic activity (UOA)	0
Baseline contract value	£2,457,372.43

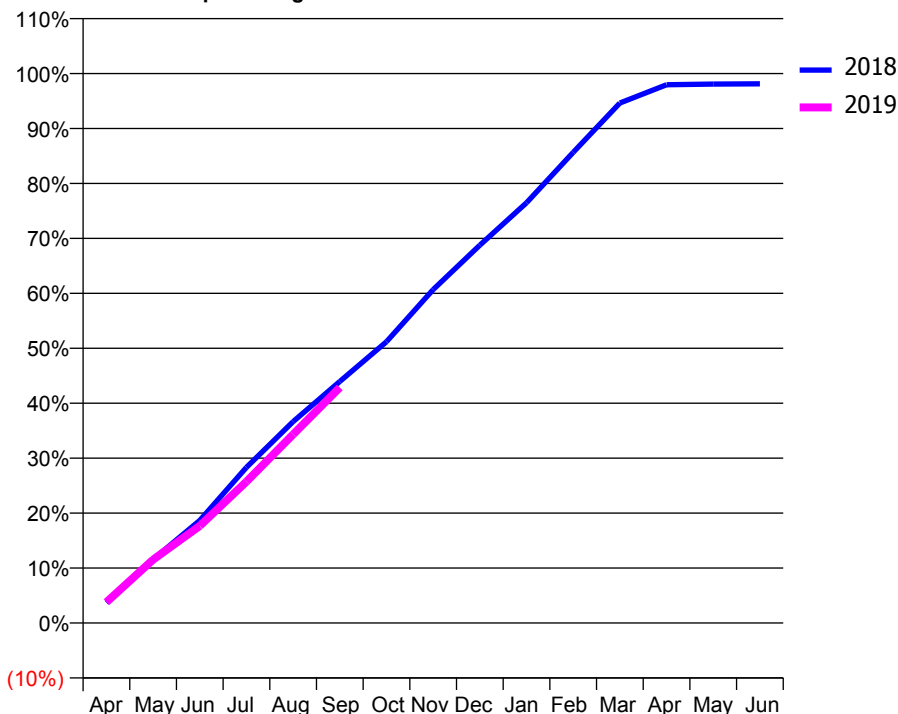
ACCESS*

Patients seen in 24 months	Total	Change since previous quarter
Quarter ending September 2017	28,002	
Quarter ending December 2017	28,563	↑
Quarter ending March 2018	29,015	→
Quarter ending June 2018	29,256	→
Quarter ending September 2018	29,366	→
Variance since September 2017	4.9%	↑



ACTIVITY

Cumulative percentage of contracted UDA delivered 2018 & 2019



Month	Adjusted Scheduled Activity (UDA)	
	2018	2019
April	2,949	3,045
May	9,254	9,222
June	14,924	14,135
July	22,652	20,570
August	29,291	27,428
September	35,136	34,255
October	40,912	
November	48,498	
December	54,948	
January	61,123	
February	68,448	
March	75,624	
April	78,283	
May	78,389	
June	78,422	

QUALITY

	Quantity	Base Number	Contract	AT	Region	England
% of FP17s for the same patient ID Re-attending within 3 months - Children	218	4,421	4.9%	9.4%	12.2%	11.6%
% of FP17s for the same patient ID Re-attending within 3 months - Adults	1,498	14,949	10.0%	12.8%	15.8%	15.5%
% of FP17s for the same patient ID Re-attending between 3 & 9 months - Children	2,855	4,421	64.6%	63.3%	60.3%	58.8%
% of FP17s for the same patient ID Re-attending between 3 & 9 months - Adults	9,194	14,949	61.5%	55.1%	53.5%	51.1%
% of FP17s for Band 1 Urgent Courses	1,047	17,418	6.0%	7.6%	9.1%	9.0%
% of FP17s Relating to Free Repair or Replacements	126	17,418	0.7%	0.9%	1.0%	0.8%
% of FP17s Relating to Continuations	2	17,418	0.0%	0.9%	1.0%	0.9%
% of Patients satisfied with the dentistry they have received	10	10	100.0%	94.0%	93.6%	93.3%
% of Patients satisfied with the time they had to wait for an appointment	8	10	80.0%	89.0%	89.8%	88.9%

* This is based on patients treated on this contract for their most recent course of treatment. Figures in italics indicate the base number of FP17s or Patient Questionnaire responses are less than 100. N/A is shown where the base number of responses is less than 10 during the period. % is calculated as Quantity/Base number*100

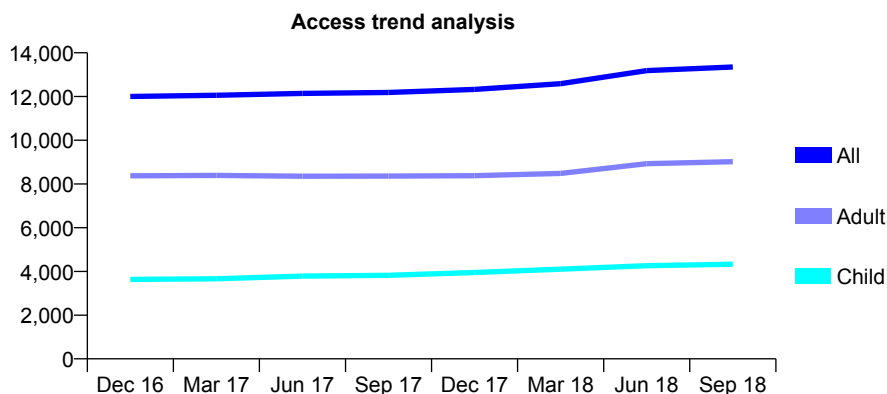
Q50 - Vital Signs At a Glance Contract Report for 104663/0001 - September 2018

Name or company name	Osborne Street Surgery Limited
Contract type name	GDS Contract
Purpose of contract	General
Contract start date	01/07/2007
Contract end date	

18/19 Contracted general activity (UDA)	32,000
Carry forward general activity (UDA)	0
18/19 Contracted orthodontic activity (UOA)	0
Carry forward orthodontic activity (UOA)	0
Baseline contract value	£950,147.84

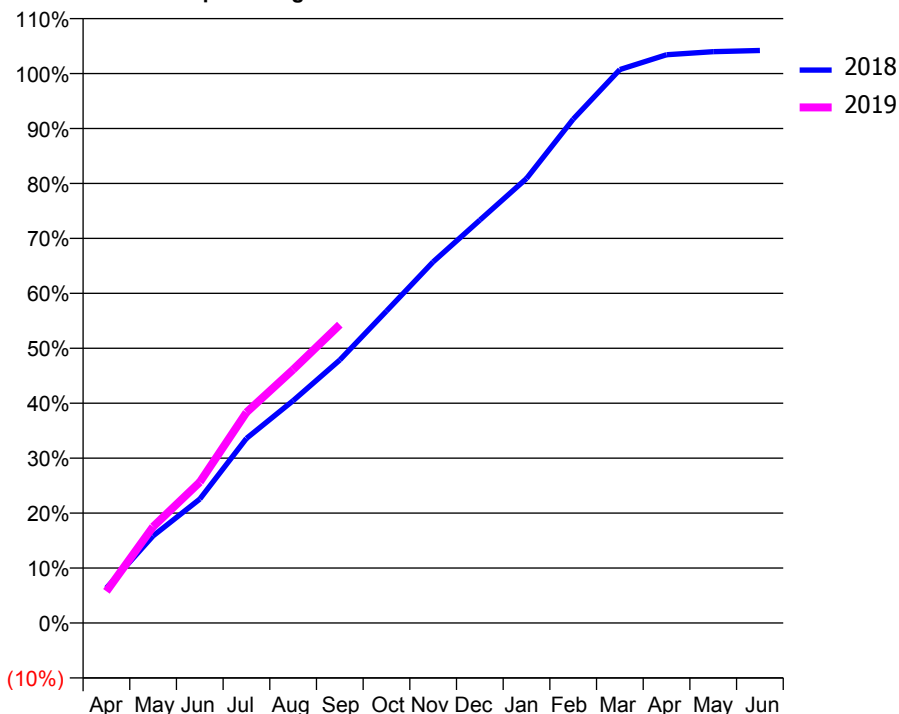
ACCESS*

Patients seen in 24 months	Total	Change since previous quarter
Quarter ending September 2017	12,183	
Quarter ending December 2017	12,323	→
Quarter ending March 2018	12,587	↑
Quarter ending June 2018	13,188	↑
Quarter ending September 2018	13,348	→
Variance since September 2017	9.6%	↑



ACTIVITY

Cumulative percentage of contracted UDA delivered 2018 & 2019



Month	Adjusted Scheduled Activity (UDA)	
	2018	2019
April	2,035	1,847
May	5,072	5,609
June	7,221	8,208
July	10,753	12,263
August	12,947	14,761
September	15,321	17,375
October	18,169	
November	21,030	
December	23,465	
January	25,883	
February	29,338	
March	32,231	
April	33,096	
May	33,272	
June	33,343	

QUALITY

	Quantity	Base Number	Contract	AT	Region	England
% of FP17s for the same patient ID Re-attending within 3 months - Children	211	3,014	7.0%	9.4%	12.2%	11.6%
% of FP17s for the same patient ID Re-attending within 3 months - Adults	931	6,832	13.6%	12.8%	15.8%	15.5%
% of FP17s for the same patient ID Re-attending between 3 & 9 months - Children	1,816	3,014	60.3%	63.3%	60.3%	58.8%
% of FP17s for the same patient ID Re-attending between 3 & 9 months - Adults	3,863	6,832	56.5%	55.1%	53.5%	51.1%
% of FP17s for Band 1 Urgent Courses	862	9,281	9.3%	7.6%	9.1%	9.0%
% of FP17s Relating to Free Repair or Replacements	56	9,281	0.6%	0.9%	1.0%	0.8%
% of FP17s Relating to Continuations	9	9,281	0.1%	0.9%	1.0%	0.9%
% of Patients satisfied with the dentistry they have received	4	4	N/A	94.0%	93.6%	93.3%
% of Patients satisfied with the time they had to wait for an appointment	4	4	N/A	89.0%	89.8%	88.9%

* This is based on patients treated on this contract for their most recent course of treatment. Figures in italics indicate the base number of FP17s or Patient Questionnaire responses are less than 100. N/A is shown where the base number of responses is less than 10 during the period. % is calculated as Quantity/Base number*100

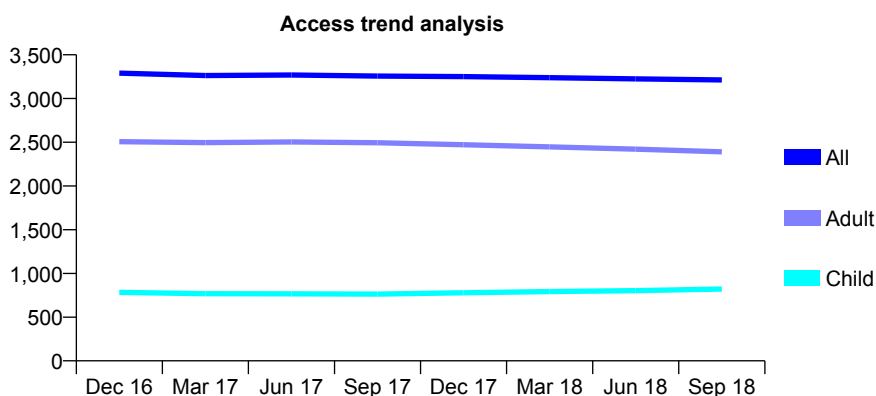
Q50 - Vital Signs At a Glance Contract Report for 108731/0001 - September 2018

Name or company name	Elmet Dental Care
Contract type name	GDS Contract
Purpose of contract	General
Contract start date	01/04/2006
Contract end date	

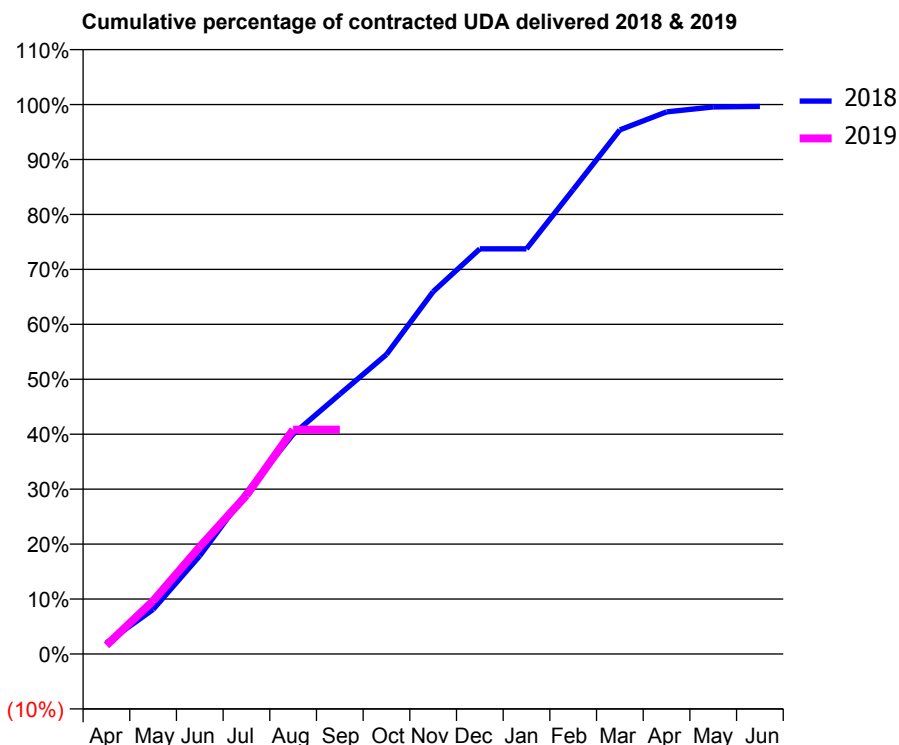
18/19 Contracted general activity (UDA)	7,506
Carry forward general activity (UDA)	0
18/19 Contracted orthodontic activity (UOA)	0
Carry forward orthodontic activity (UOA)	0
Baseline contract value	£229,164.44

ACCESS*

Patients seen in 24 months	Total	Change since previous quarter
Quarter ending September 2017	3,257	
Quarter ending December 2017	3,250	→
Quarter ending March 2018	3,239	→
Quarter ending June 2018	3,224	→
Quarter ending September 2018	3,213	→
Variance since September 2017	(1.4%)	↓



ACTIVITY



Month	Adjusted Scheduled Activity (UDA)	
	2018	2019
April	151	119
May	610	726
June	1,342	1,465
July	2,204	2,169
August	3,003	3,064
September	3,550	3,064
October	4,091	
November	4,949	
December	5,535	
January	5,535	
February	6,344	
March	7,160	
April	7,405	
May	7,472	
June	7,480	

QUALITY

	Quantity	Base Number	Contract	AT	Region	England
% of FP17s for the same patient ID Re-attending within 3 months - Children	31	629	4.9%	9.4%	12.2%	11.6%
% of FP17s for the same patient ID Re-attending within 3 months - Adults	109	1,511	7.2%	12.8%	15.8%	15.5%
% of FP17s for the same patient ID Re-attending between 3 & 9 months - Children	406	629	64.5%	63.3%	60.3%	58.8%
% of FP17s for the same patient ID Re-attending between 3 & 9 months - Adults	974	1,511	64.5%	55.1%	53.5%	51.1%
% of FP17s for Band 1 Urgent Courses	59	1,914	3.1%	7.6%	9.1%	9.0%
% of FP17s Relating to Free Repair or Replacements	10	1,914	0.5%	0.9%	1.0%	0.8%
% of FP17s Relating to Continuations	10	1,914	0.5%	0.9%	1.0%	0.9%
% of Patients satisfied with the dentistry they have received	3	3	N/A	94.0%	93.6%	93.3%
% of Patients satisfied with the time they had to wait for an appointment	3	3	N/A	89.0%	89.8%	88.9%

* This is based on patients treated on this contract for their most recent course of treatment. Figures in italics indicate the base number of FP17s or Patient Questionnaire responses are less than 100. N/A is shown where the base number of responses is less than 10 during the period. % is calculated as Quantity/Base number*100

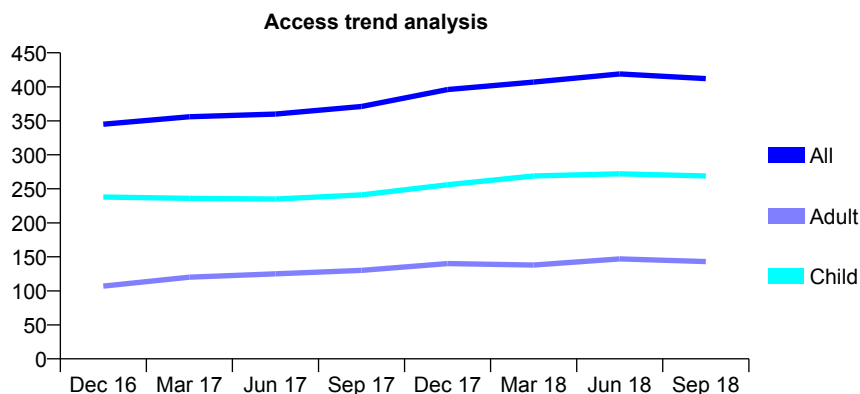
Q50 - Vital Signs At a Glance Contract Report for 110310/0001 - September 2018

Name or company name	Brown-Craven Limited
Contract type name	GDS Contract
Purpose of contract	General
Contract start date	01/01/2013
Contract end date	

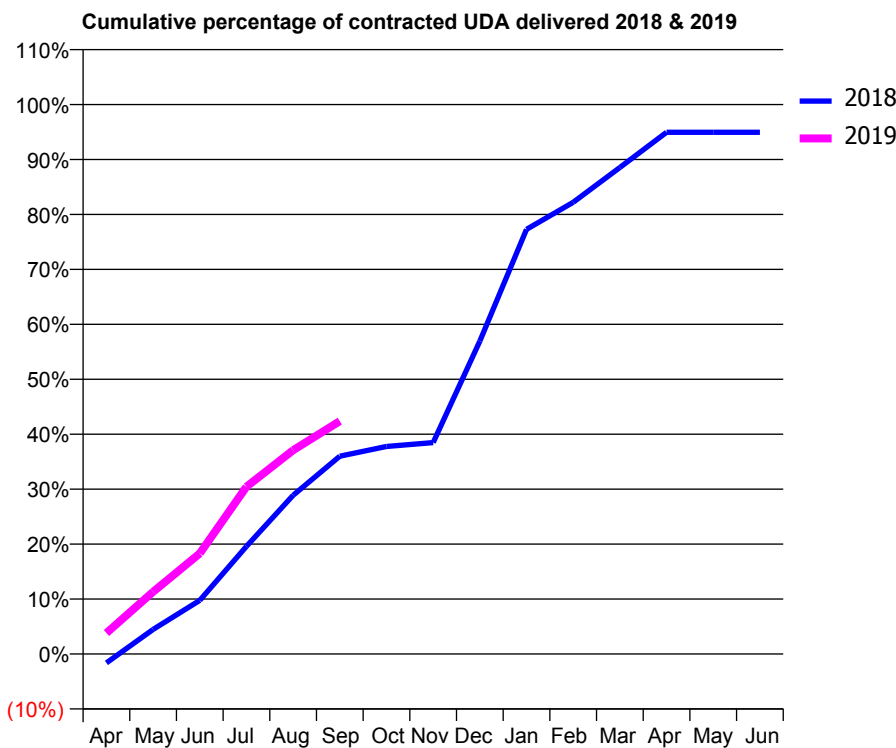
18/19 Contracted general activity (UDA)	861
Carry forward general activity (UDA)	0
18/19 Contracted orthodontic activity (UOA)	0
Carry forward orthodontic activity (UOA)	0
Baseline contract value	£22,736.03

ACCESS*

Patients seen in 24 months	Total	Change since previous quarter
Quarter ending September 2017	371	
Quarter ending December 2017	396	↑
Quarter ending March 2018	407	↑
Quarter ending June 2018	419	↑
Quarter ending September 2018	412	↓
Variance since September 2017	11.1%	↑



ACTIVITY



Adjusted Scheduled Activity (UDA)		
Month	2018	2019
April	-14	33
May	39	97
June	84	158
July	169	262
August	249	319
September	310	365
October	325	
November	331	
December	490	
January	665	
February	708	
March	762	
April	817	
May	817	
June	817	

QUALITY

	Quantity	Base Number	Contract	AT	Region	England
% of FP17s for the same patient ID Re-attending within 3 months - Children	13	257	5.1%	9.4%	12.2%	11.6%
% of FP17s for the same patient ID Re-attending within 3 months - Adults	5	79	6.3%	12.8%	15.8%	15.5%
% of FP17s for the same patient ID Re-attending between 3 & 9 months - Children	192	257	74.7%	63.3%	60.3%	58.8%
% of FP17s for the same patient ID Re-attending between 3 & 9 months - Adults	50	79	63.3%	55.1%	53.5%	51.1%
% of FP17s for Band 1 Urgent Courses	11	298	3.7%	7.6%	9.1%	9.0%
% of FP17s Relating to Free Repair or Replacements	1	298	0.3%	0.9%	1.0%	0.8%
% of FP17s Relating to Continuations	0	298	0.0%	0.9%	1.0%	0.9%
% of Patients satisfied with the dentistry they have received	0	0	N/A	94.0%	93.6%	93.3%
% of Patients satisfied with the time they had to wait for an appointment	0	0	N/A	89.0%	89.8%	88.9%

* This is based on patients treated on this contract for their most recent course of treatment. Figures in italics indicate the base number of FP17s or Patient Questionnaire responses are less than 100. N/A is shown where the base number of responses is less than 10 during the period. % is calculated as Quantity/Base number*100

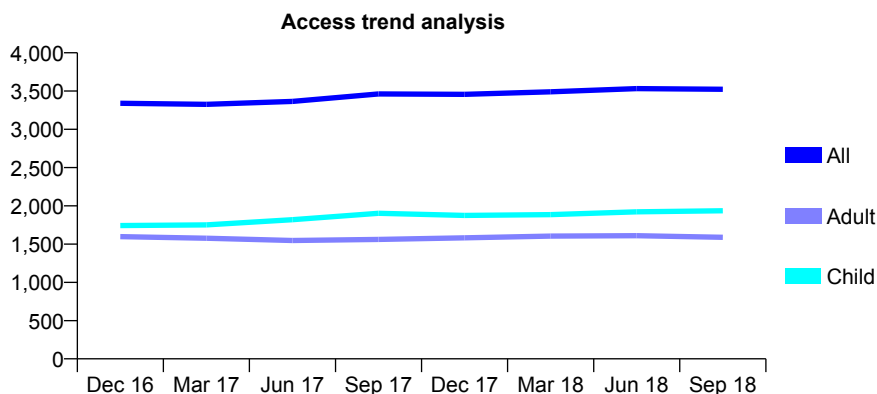
Q50 - Vital Signs At a Glance Contract Report for 114650/0002 - September 2018

Name or company name	Community Dental Clinic
Contract type name	PDS Contract
Purpose of contract	General and Orthodontic
Contract start date	01/05/2007
Contract end date	30/09/2018

18/19 Contracted general activity (UDA)	4,500
Carry forward general activity (UDA)	0
18/19 Contracted orthodontic activity (UOA)	158
Carry forward orthodontic activity (UOA)	0
Baseline contract value	£440,965.91

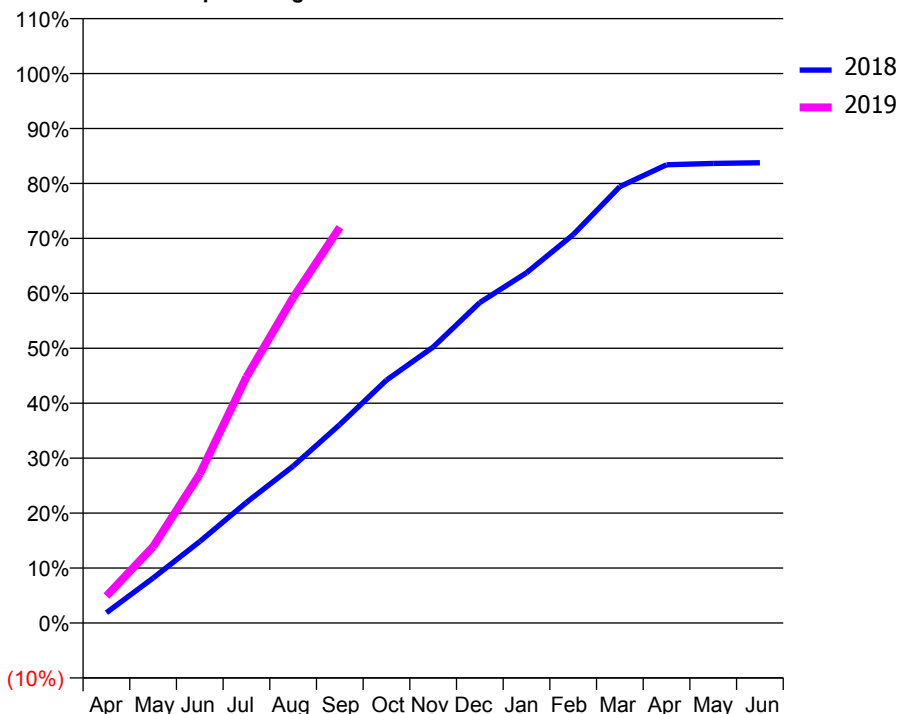
ACCESS*

Patients seen in 24 months	Total	Change since previous quarter
Quarter ending September 2017	3,463	
Quarter ending December 2017	3,457	→
Quarter ending March 2018	3,490	→
Quarter ending June 2018	3,532	→
Quarter ending September 2018	3,523	→
Variance since September 2017	1.7%	→



ACTIVITY

Cumulative percentage of contracted UDA delivered 2018 & 2019



Adjusted Scheduled Activity (UDA)

Month	2018	2019
April	169	221
May	737	626
June	1,336	1,220
July	1,975	2,016
August	2,570	2,665
September	3,251	3,241
October	3,979	
November	4,519	
December	5,249	
January	5,736	
February	6,361	
March	7,147	
April	7,506	
May	7,527	
June	7,537	

QUALITY

	Quantity	Base Number	Contract	AT	Region	England
% of FP17s for the same patient ID Re-attending within 3 months - Children	55	1,117	4.9%	9.4%	12.2%	11.6%
% of FP17s for the same patient ID Re-attending within 3 months - Adults	93	690	13.5%	12.8%	15.8%	15.5%
% of FP17s for the same patient ID Re-attending between 3 & 9 months - Children	284	1,117	25.4%	63.3%	60.3%	58.8%
% of FP17s for the same patient ID Re-attending between 3 & 9 months - Adults	225	690	32.6%	55.1%	53.5%	51.1%
% of FP17s for Band 1 Urgent Courses	48	1,511	3.2%	7.6%	9.1%	9.0%
% of FP17s Relating to Free Repair or Replacements	6	1,511	0.4%	0.9%	1.0%	0.8%
% of FP17s Relating to Continuations	6	1,511	0.4%	0.9%	1.0%	0.9%
% of Patients satisfied with the dentistry they have received	1	1	N/A	94.0%	93.6%	93.3%
% of Patients satisfied with the time they had to wait for an appointment	1	1	N/A	89.0%	89.8%	88.9%

* This is based on patients treated on this contract for their most recent course of treatment. Figures in italics indicate the base number of FP17s or Patient Questionnaire responses are less than 100. N/A is shown where the base number of responses is less than 10 during the period. % is calculated as Quantity/Base number*100

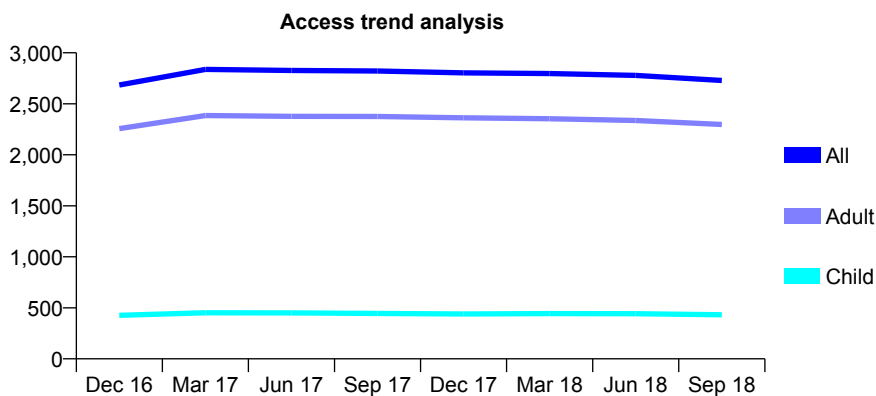
Q50 - Vital Signs At a Glance Contract Report for 115339/0001 - September 2018

Name or company name	Bondgate Dental Practice
Contract type name	GDS Contract
Purpose of contract	General and Orthodontic
Contract start date	01/03/2015
Contract end date	

18/19 Contracted general activity (UDA)	9,998
Carry forward general activity (UDA)	0
18/19 Contracted orthodontic activity (UOA)	228
Carry forward orthodontic activity (UOA)	0
Baseline contract value	£262,928.98

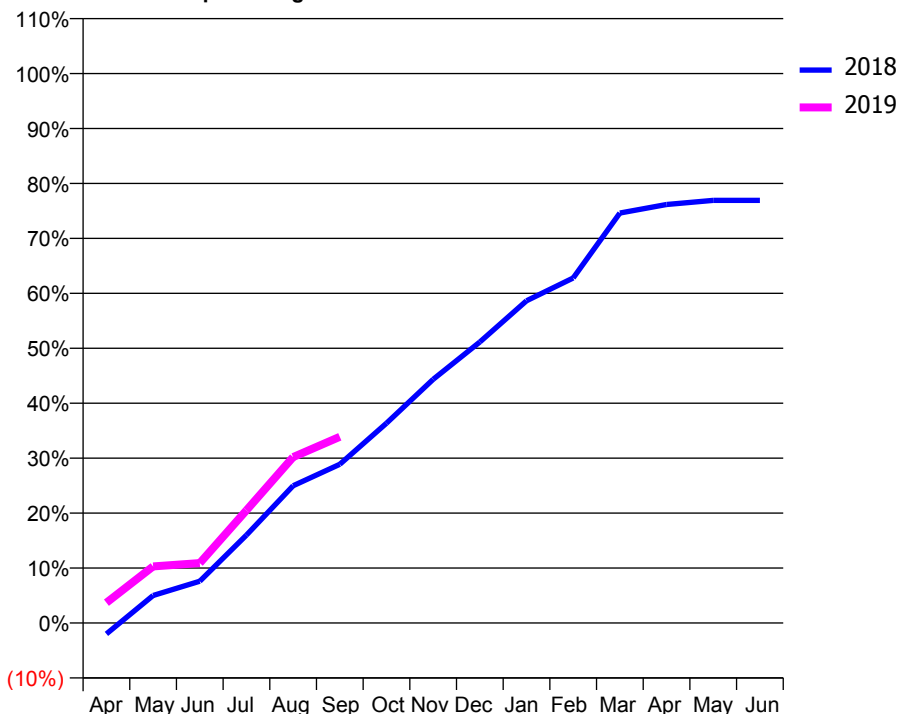
ACCESS*

Patients seen in 24 months	Total	Change since previous quarter
Quarter ending September 2017	2,821	
Quarter ending December 2017	2,803	→
Quarter ending March 2018	2,797	→
Quarter ending June 2018	2,779	→
Quarter ending September 2018	2,729	↓
Variance since September 2017	(3.3%)	↓



ACTIVITY

Cumulative percentage of contracted UDA delivered 2018 & 2019



Month	Adjusted Scheduled Activity (UDA)	
	2018	2019
April	-201	371
May	502	1,029
June	760	1,090
July	1,600	2,052
August	2,499	3,019
September	2,888	3,389
October	3,635	
November	4,434	
December	5,113	
January	5,863	
February	6,278	
March	7,460	
April	7,616	
May	7,690	
June	7,690	

QUALITY

	Quantity	Base Number	Contract	AT	Region	England
% of FP17s for the same patient ID Re-attending within 3 months - Children	16	326	4.9%	9.4%	12.2%	11.6%
% of FP17s for the same patient ID Re-attending within 3 months - Adults	272	1,661	16.4%	12.8%	15.8%	15.5%
% of FP17s for the same patient ID Re-attending between 3 & 9 months - Children	219	326	67.2%	63.3%	60.3%	58.8%
% of FP17s for the same patient ID Re-attending between 3 & 9 months - Adults	868	1,661	52.3%	55.1%	53.5%	51.1%
% of FP17s for Band 1 Urgent Courses	135	1,837	7.3%	7.6%	9.1%	9.0%
% of FP17s Relating to Free Repair or Replacements	20	1,837	1.1%	0.9%	1.0%	0.8%
% of FP17s Relating to Continuations	49	1,837	2.7%	0.9%	1.0%	0.9%
% of Patients satisfied with the dentistry they have received	2	2	N/A	94.0%	93.6%	93.3%
% of Patients satisfied with the time they had to wait for an appointment	1	2	N/A	89.0%	89.8%	88.9%

* This is based on patients treated on this contract for their most recent course of treatment. Figures in italics indicate the base number of FP17s or Patient Questionnaire responses are less than 100. N/A is shown where the base number of responses is less than 10 during the period. % is calculated as Quantity/Base number*100

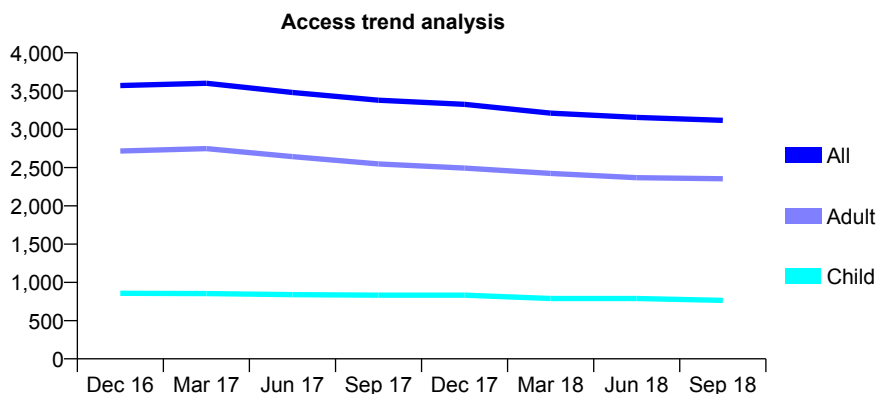
Q50 - Vital Signs At a Glance Contract Report for 118060/0010 - September 2018

Name or company name	Genix Healthcare Ltd
Contract type name	GDS Contract
Purpose of contract	General
Contract start date	01/01/2007
Contract end date	

18/19 Contracted general activity (UDA)	13,715
Carry forward general activity (UDA)	0
18/19 Contracted orthodontic activity (UOA)	0
Carry forward orthodontic activity (UOA)	0
Baseline contract value	£381,061.39

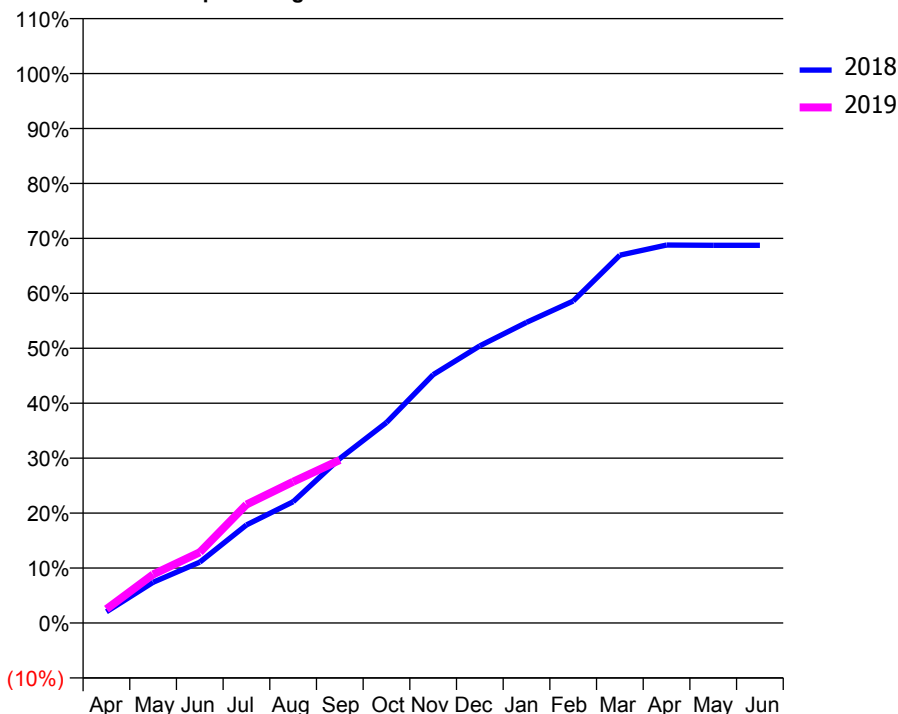
ACCESS*

Patients seen in 24 months	Total	Change since previous quarter
Quarter ending September 2017	3,381	
Quarter ending December 2017	3,326	↓
Quarter ending March 2018	3,212	↓
Quarter ending June 2018	3,155	↓
Quarter ending September 2018	3,118	↓
Variance since September 2017	(7.8%)	↓



ACTIVITY

Cumulative percentage of contracted UDA delivered 2018 & 2019



Adjusted Scheduled Activity (UDA)

Month	2018	2019
April	282	348
May	1,016	1,214
June	1,519	1,766
July	2,449	2,958
August	3,027	3,525
September	4,106	4,069
October	5,004	
November	6,197	
December	6,919	
January	7,505	
February	8,037	
March	9,179	
April	9,434	
May	9,426	
June	9,426	

QUALITY

	Quantity	Base Number	Contract	AT	Region	England
% of FP17s for the same patient ID Re-attending within 3 months - Children	59	489	12.1%	9.4%	12.2%	11.6%
% of FP17s for the same patient ID Re-attending within 3 months - Adults	221	1,556	14.2%	12.8%	15.8%	15.5%
% of FP17s for the same patient ID Re-attending between 3 & 9 months - Children	273	489	55.8%	63.3%	60.3%	58.8%
% of FP17s for the same patient ID Re-attending between 3 & 9 months - Adults	870	1,556	55.9%	55.1%	53.5%	51.1%
% of FP17s for Band 1 Urgent Courses	182	1,924	9.5%	7.6%	9.1%	9.0%
% of FP17s Relating to Free Repair or Replacements	22	1,924	1.1%	0.9%	1.0%	0.8%
% of FP17s Relating to Continuations	9	1,924	0.5%	0.9%	1.0%	0.9%
% of Patients satisfied with the dentistry they have received	1	1	N/A	94.0%	93.6%	93.3%
% of Patients satisfied with the time they had to wait for an appointment	1	1	N/A	89.0%	89.8%	88.9%

* This is based on patients treated on this contract for their most recent course of treatment. Figures in italics indicate the base number of FP17s or Patient Questionnaire responses are less than 100. N/A is shown where the base number of responses is less than 10 during the period. % is calculated as Quantity/Base number*100

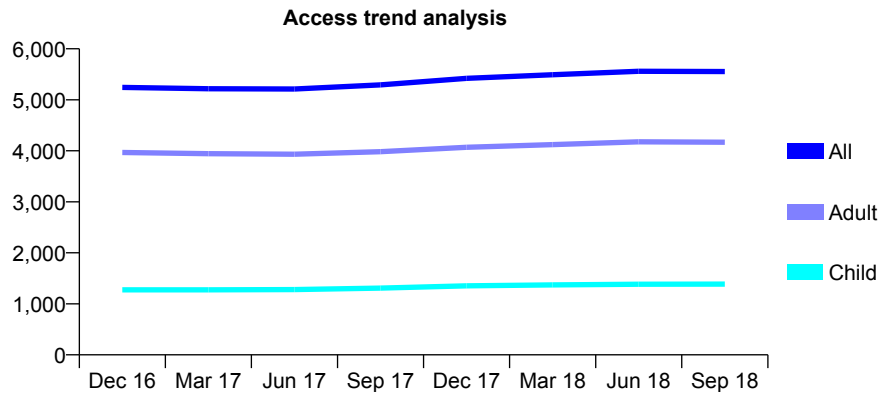
Q50 - Vital Signs At a Glance Contract Report for 118060/0017 - September 2018

Name or company name	Genix Healthcare Ltd
Contract type name	GDS Contract
Purpose of contract	General
Contract start date	01/10/2009
Contract end date	

18/19 Contracted general activity (UDA)	15,000
Carry forward general activity (UDA)	0
18/19 Contracted orthodontic activity (UOA)	0
Carry forward orthodontic activity (UOA)	0
Baseline contract value	£390,948.76

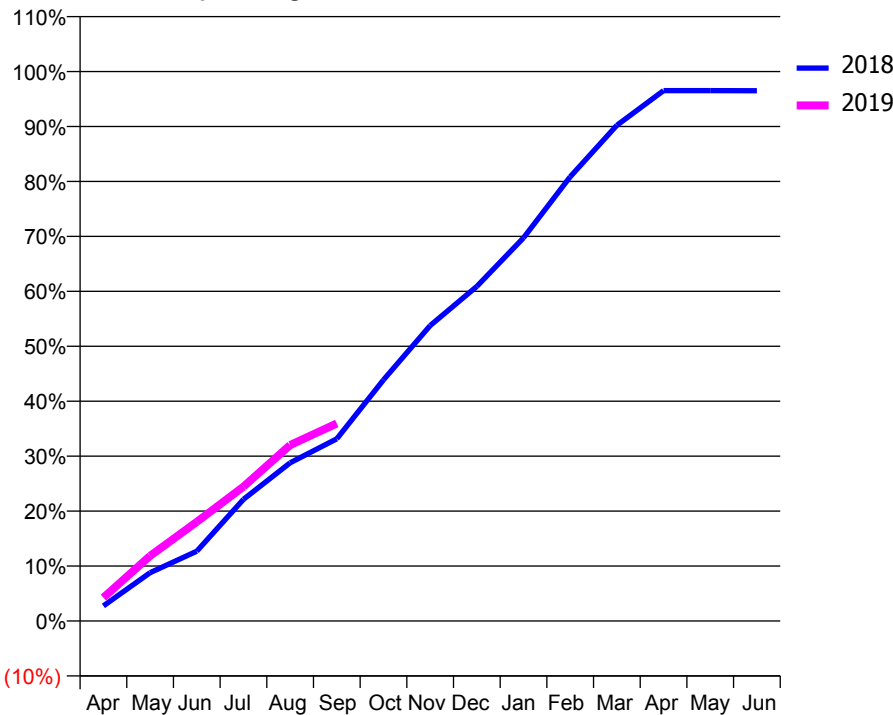
ACCESS*

Patients seen in 24 months	Total	Change since previous quarter
Quarter ending September 2017	5,293	
Quarter ending December 2017	5,421	↑
Quarter ending March 2018	5,492	→
Quarter ending June 2018	5,560	→
Quarter ending September 2018	5,555	→
Variance since September 2017	4.9%	↑



ACTIVITY

Cumulative percentage of contracted UDA delivered 2018 & 2019



Month	Adjusted Scheduled Activity (UDA)	
	2018	2019
April	412	640
May	1,320	1,777
June	1,904	2,708
July	3,321	3,669
August	4,319	4,803
September	4,975	5,393
October	6,581	
November	8,065	
December	9,134	
January	10,459	
February	12,125	
March	13,533	
April	14,477	
May	14,478	
June	14,476	

QUALITY

	Quantity	Base Number	Contract	AT	Region	England
% of FP17s for the same patient ID Re-attending within 3 months - Children	65	973	6.7%	9.4%	12.2%	11.6%
% of FP17s for the same patient ID Re-attending within 3 months - Adults	292	2,663	11.0%	12.8%	15.8%	15.5%
% of FP17s for the same patient ID Re-attending between 3 & 9 months - Children	657	973	67.5%	63.3%	60.3%	58.8%
% of FP17s for the same patient ID Re-attending between 3 & 9 months - Adults	1,664	2,663	62.5%	55.1%	53.5%	51.1%
% of FP17s for Band 1 Urgent Courses	178	3,166	5.6%	7.6%	9.1%	9.0%
% of FP17s Relating to Free Repair or Replacements	21	3,166	0.7%	0.9%	1.0%	0.8%
% of FP17s Relating to Continuations	13	3,166	0.4%	0.9%	1.0%	0.9%
% of Patients satisfied with the dentistry they have received	2	2	N/A	94.0%	93.6%	93.3%
% of Patients satisfied with the time they had to wait for an appointment	2	2	N/A	89.0%	89.8%	88.9%

* This is based on patients treated on this contract for their most recent course of treatment. Figures in italics indicate the base number of FP17s or Patient Questionnaire responses are less than 100. N/A is shown where the base number of responses is less than 10 during the period. % is calculated as Quantity/Base number*100

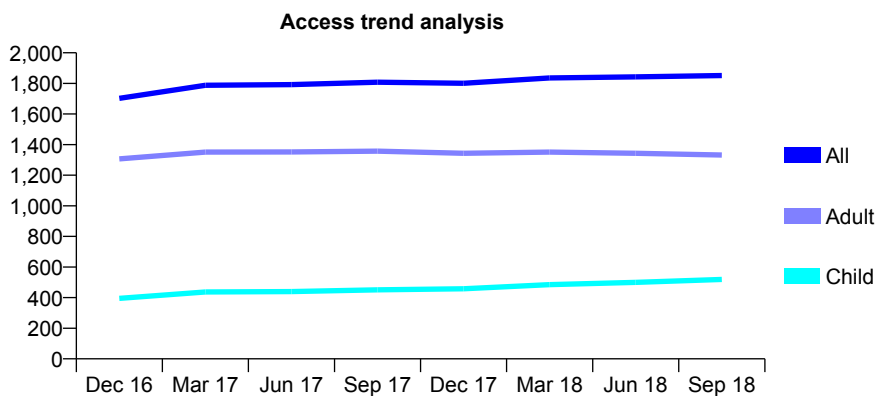
Q50 - Vital Signs At a Glance Contract Report for 120642/0001 - September 2018

Name or company name	Grimsby Dental Care
Contract type name	GDS Contract
Purpose of contract	General
Contract start date	01/02/2014
Contract end date	

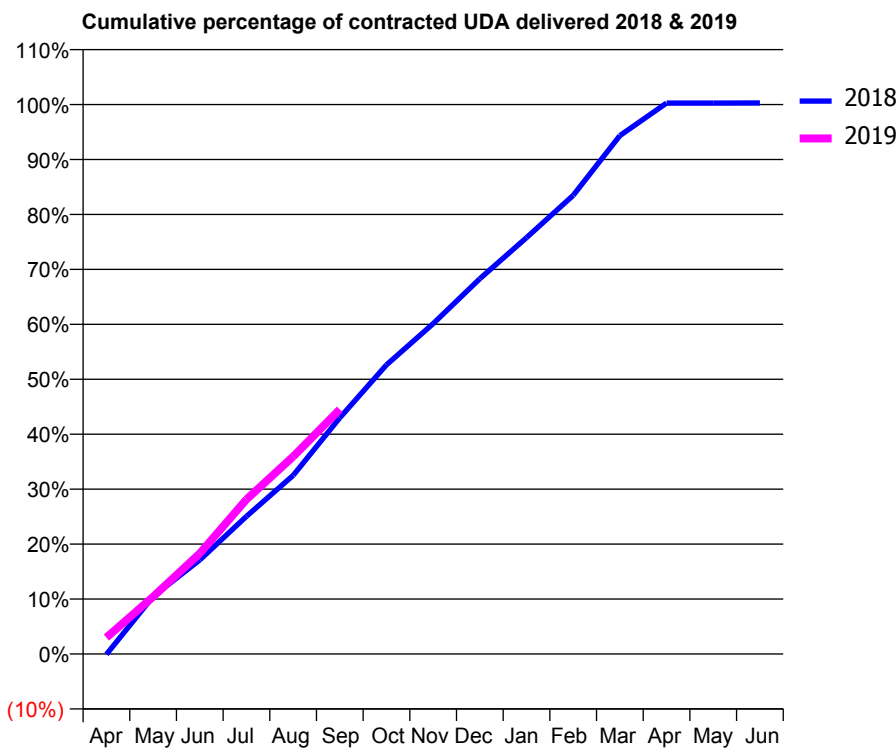
18/19 Contracted general activity (UDA)	5,005
Carry forward general activity (UDA)	0
18/19 Contracted orthodontic activity (UOA)	0
Carry forward orthodontic activity (UOA)	0
Baseline contract value	£158,035.73

ACCESS*

Patients seen in 24 months	Total	Change since previous quarter
Quarter ending September 2017	1,808	
Quarter ending December 2017	1,801	→
Quarter ending March 2018	1,836	→
Quarter ending June 2018	1,843	→
Quarter ending September 2018	1,851	→
Variance since September 2017	2.4%	↑



ACTIVITY



Month	Adjusted Scheduled Activity (UDA)	
	2018	2019
April	-4	150
May	524	521
June	857	916
July	1,254	1,408
August	1,627	1,799
September	2,151	2,228
October	2,634	
November	3,009	
December	3,419	
January	3,792	
February	4,177	
March	4,722	
April	5,018	
May	5,018	
June	5,019	

QUALITY

	Quantity	Base Number	Contract	AT	Region	England
% of FP17s for the same patient ID Re-attending within 3 months - Children	19	425	4.5%	9.4%	12.2%	11.6%
% of FP17s for the same patient ID Re-attending within 3 months - Adults	113	1,054	10.7%	12.8%	15.8%	15.5%
% of FP17s for the same patient ID Re-attending between 3 & 9 months - Children	286	425	67.3%	63.3%	60.3%	58.8%
% of FP17s for the same patient ID Re-attending between 3 & 9 months - Adults	715	1,054	67.8%	55.1%	53.5%	51.1%
% of FP17s for Band 1 Urgent Courses	55	1,314	4.2%	7.6%	9.1%	9.0%
% of FP17s Relating to Free Repair or Replacements	7	1,314	0.5%	0.9%	1.0%	0.8%
% of FP17s Relating to Continuations	30	1,314	2.3%	0.9%	1.0%	0.9%
% of Patients satisfied with the dentistry they have received	2	2	N/A	94.0%	93.6%	93.3%
% of Patients satisfied with the time they had to wait for an appointment	2	2	N/A	89.0%	89.8%	88.9%

* This is based on patients treated on this contract for their most recent course of treatment. Figures in italics indicate the base number of FP17s or Patient Questionnaire responses are less than 100. N/A is shown where the base number of responses is less than 10 during the period. % is calculated as Quantity/Base number*100

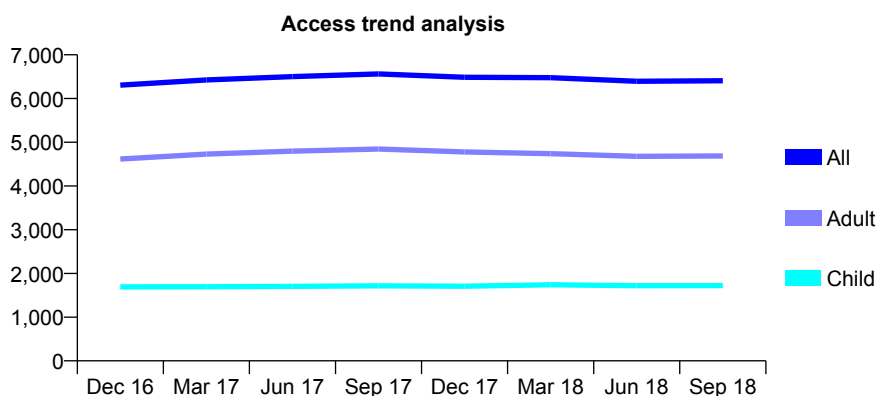
Q50 - Vital Signs At a Glance Contract Report for 121010/0001 - September 2018

Name or company name	Clifton Moor Dental Centre
Contract type name	GDS Contract
Purpose of contract	General
Contract start date	01/02/2014
Contract end date	

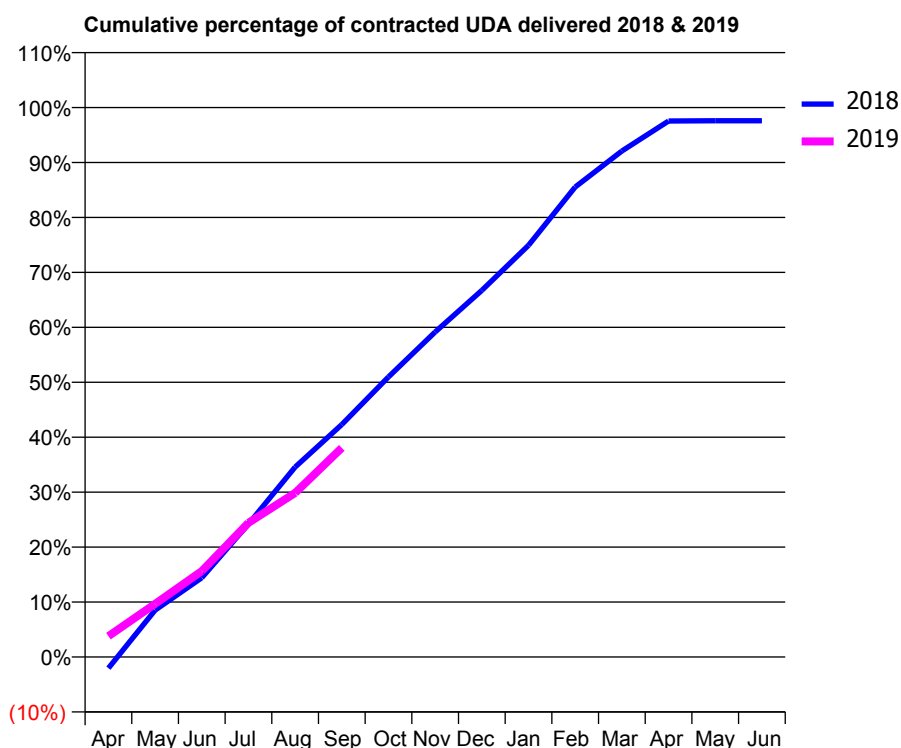
18/19 Contracted general activity (UDA)	19,203
Carry forward general activity (UDA)	0
18/19 Contracted orthodontic activity (UOA)	0
Carry forward orthodontic activity (UOA)	0
Baseline contract value	£561,152.51

ACCESS*

Patients seen in 24 months	Total	Change since previous quarter
Quarter ending September 2017	6,561	
Quarter ending December 2017	6,485	↓
Quarter ending March 2018	6,476	→
Quarter ending June 2018	6,396	↓
Quarter ending September 2018	6,408	→
Variance since September 2017	(2.3%)	↓



ACTIVITY



Adjusted Scheduled Activity (UDA)		
Month	2018	2019
April	-393	728
May	1,639	1,856
June	2,771	3,003
July	4,650	4,688
August	6,639	5,736
September	8,123	7,309
October	9,789	
November	11,360	
December	12,813	
January	14,390	
February	16,426	
March	17,684	
April	18,733	
May	18,739	
June	18,738	

QUALITY

	Quantity	Base Number	Contract	AT	Region	England
% of FP17s for the same patient ID Re-attending within 3 months - Children	107	1,433	7.5%	9.4%	12.2%	11.6%
% of FP17s for the same patient ID Re-attending within 3 months - Adults	477	3,381	14.1%	12.8%	15.8%	15.5%
% of FP17s for the same patient ID Re-attending between 3 & 9 months - Children	1,119	1,433	78.1%	63.3%	60.3%	58.8%
% of FP17s for the same patient ID Re-attending between 3 & 9 months - Adults	2,098	3,381	62.1%	55.1%	53.5%	51.1%
% of FP17s for Band 1 Urgent Courses	378	4,229	8.9%	7.6%	9.1%	9.0%
% of FP17s Relating to Free Repair or Replacements	40	4,229	0.9%	0.9%	1.0%	0.8%
% of FP17s Relating to Continuations	6	4,229	0.1%	0.9%	1.0%	0.9%
% of Patients satisfied with the dentistry they have received	1	2	N/A	94.0%	93.6%	93.3%
% of Patients satisfied with the time they had to wait for an appointment	1	2	N/A	89.0%	89.8%	88.9%

* This is based on patients treated on this contract for their most recent course of treatment. Figures in italics indicate the base number of FP17s or Patient Questionnaire responses are less than 100. N/A is shown where the base number of responses is less than 10 during the period. % is calculated as Quantity/Base number*100

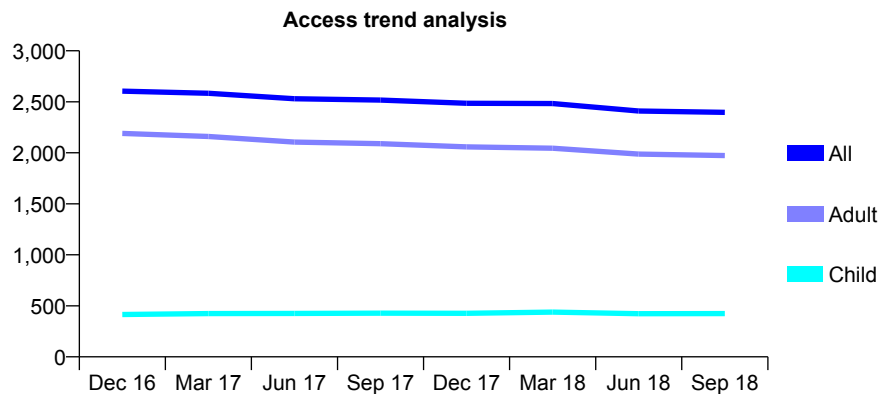
Q50 - Vital Signs At a Glance Contract Report for 121126/0001 - September 2018

Name or company name	Yorkshire Dental Practice
Contract type name	GDS Contract
Purpose of contract	General
Contract start date	01/10/2012
Contract end date	

18/19 Contracted general activity (UDA)	7,600
Carry forward general activity (UDA)	0
18/19 Contracted orthodontic activity (UOA)	0
Carry forward orthodontic activity (UOA)	0
Baseline contract value	£177,962.85

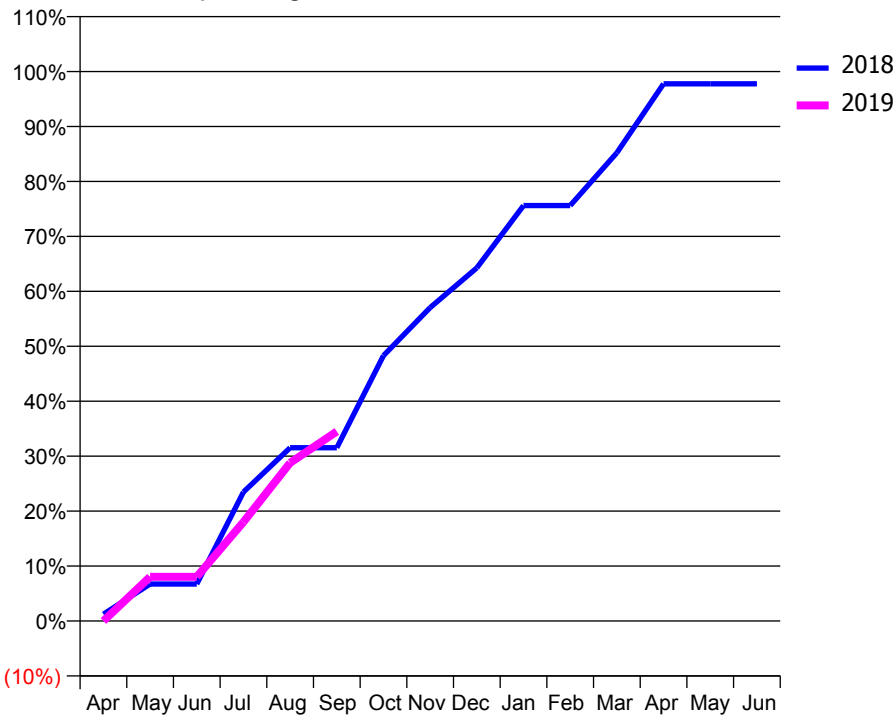
ACCESS*

Patients seen in 24 months	Total	Change since previous quarter
Quarter ending September 2017	2,517	
Quarter ending December 2017	2,485	↓
Quarter ending March 2018	2,483	→
Quarter ending June 2018	2,410	↓
Quarter ending September 2018	2,397	→
Variance since September 2017	(4.8%)	↓



ACTIVITY

Cumulative percentage of contracted UDA delivered 2018 & 2019



Adjusted Scheduled Activity (UDA)		
Month	2018	2019
April	95	0
May	512	611
June	512	611
July	1,784	1,369
August	2,396	2,188
September	2,396	2,622
October	3,671	
November	4,334	
December	4,884	
January	5,747	
February	5,747	
March	6,476	
April	7,430	
May	7,430	
June	7,430	

QUALITY

	Quantity	Base Number	Contract	AT	Region	England
% of FP17s for the same patient ID Re-attending within 3 months - Children	18	324	5.6%	9.4%	12.2%	11.6%
% of FP17s for the same patient ID Re-attending within 3 months - Adults	137	1,561	8.8%	12.8%	15.8%	15.5%
% of FP17s for the same patient ID Re-attending between 3 & 9 months - Children	237	324	73.1%	63.3%	60.3%	58.8%
% of FP17s for the same patient ID Re-attending between 3 & 9 months - Adults	1,146	1,561	73.4%	55.1%	53.5%	51.1%
% of FP17s for Band 1 Urgent Courses	90	1,456	6.2%	7.6%	9.1%	9.0%
% of FP17s Relating to Free Repair or Replacements	0	1,456	0.0%	0.9%	1.0%	0.8%
% of FP17s Relating to Continuations	0	1,456	0.0%	0.9%	1.0%	0.9%
% of Patients satisfied with the dentistry they have received	4	4	N/A	94.0%	93.6%	93.3%
% of Patients satisfied with the time they had to wait for an appointment	4	4	N/A	89.0%	89.8%	88.9%

* This is based on patients treated on this contract for their most recent course of treatment. Figures in italics indicate the base number of FP17s or Patient Questionnaire responses are less than 100. N/A is shown where the base number of responses is less than 10 during the period. % is calculated as Quantity/Base number*100

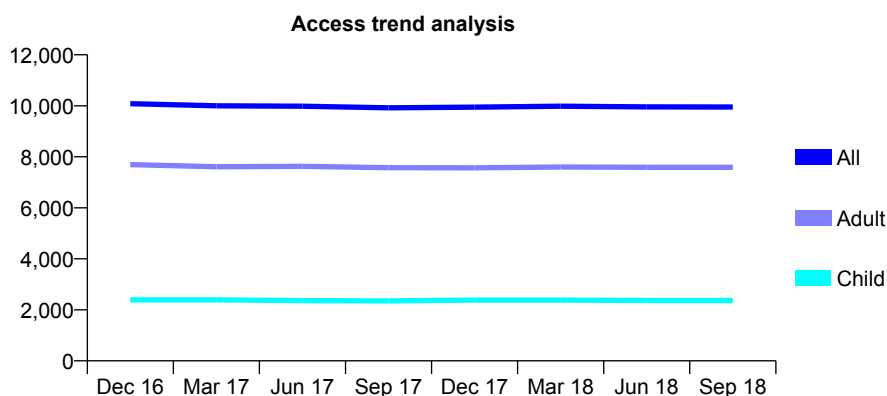
Q50 - Vital Signs At a Glance Contract Report for 121517/0001 - September 2018

Name or company name	K L DOBBS
Contract type name	GDS Contract
Purpose of contract	General and Orthodontic
Contract start date	01/11/2014
Contract end date	

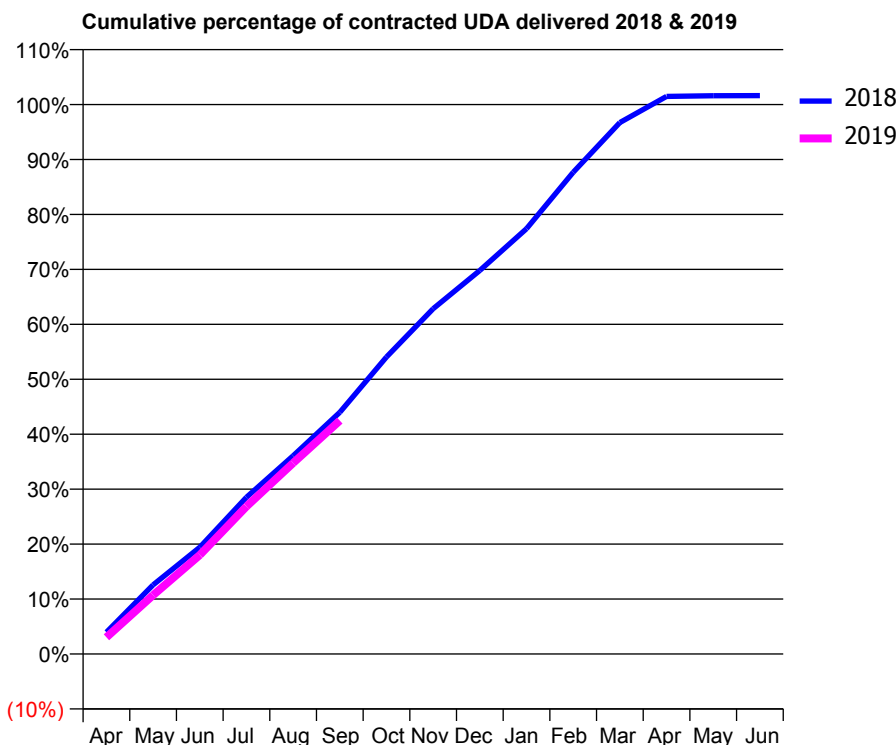
18/19 Contracted general activity (UDA)	27,495
Carry forward general activity (UDA)	0
18/19 Contracted orthodontic activity (UOA)	87
Carry forward orthodontic activity (UOA)	0
Baseline contract value	£1,014,215.22

ACCESS*

Patients seen in 24 months	Total	Change since previous quarter
Quarter ending September 2017	9,922	
Quarter ending December 2017	9,949	→
Quarter ending March 2018	9,983	→
Quarter ending June 2018	9,958	→
Quarter ending September 2018	9,952	→
Variance since September 2017	0.3%	→



ACTIVITY



Month	Adjusted Scheduled Activity (UDA)	
	2018	2019
April	1,094	839
May	3,457	2,944
June	5,338	4,957
July	7,841	7,383
August	9,918	9,556
September	12,093	11,680
October	14,862	
November	17,275	
December	19,196	
January	21,283	
February	24,104	
March	26,595	
April	27,899	
May	27,933	
June	27,937	

QUALITY

	Quantity	Base Number	Contract	AT	Region	England
% of FP17s for the same patient ID Re-attending within 3 months - Children	103	1,481	7.0%	9.4%	12.2%	11.6%
% of FP17s for the same patient ID Re-attending within 3 months - Adults	488	4,069	12.0%	12.8%	15.8%	15.5%
% of FP17s for the same patient ID Re-attending between 3 & 9 months - Children	546	1,481	36.9%	63.3%	60.3%	58.8%
% of FP17s for the same patient ID Re-attending between 3 & 9 months - Adults	1,417	4,069	34.8%	55.1%	53.5%	51.1%
% of FP17s for Band 1 Urgent Courses	494	5,114	9.7%	7.6%	9.1%	9.0%
% of FP17s Relating to Free Repair or Replacements	41	5,114	0.8%	0.9%	1.0%	0.8%
% of FP17s Relating to Continuations	99	5,114	1.9%	0.9%	1.0%	0.9%
% of Patients satisfied with the dentistry they have received	7	7	N/A	94.0%	93.6%	93.3%
% of Patients satisfied with the time they had to wait for an appointment	7	7	N/A	89.0%	89.8%	88.9%

* This is based on patients treated on this contract for their most recent course of treatment. Figures in italics indicate the base number of FP17s or Patient Questionnaire responses are less than 100. N/A is shown where the base number of responses is less than 10 during the period. % is calculated as Quantity/Base number*100

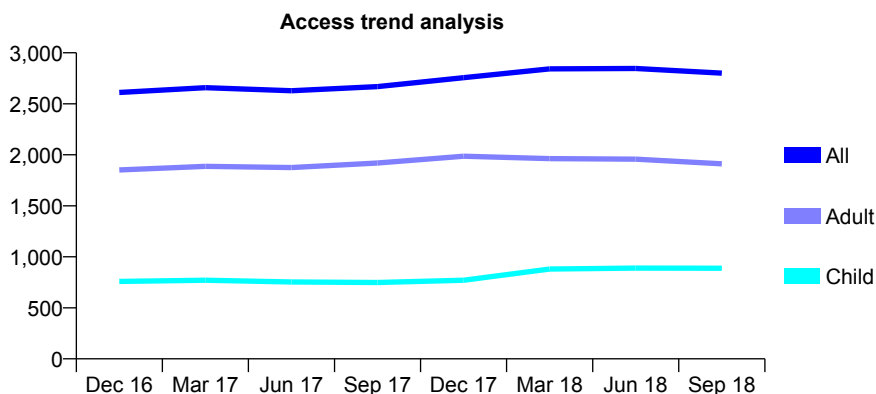
Q50 - Vital Signs At a Glance Contract Report for 121800/0001 - September 2018

Name or company name	Corner House Surgery
Contract type name	GDS Contract
Purpose of contract	General
Contract start date	01/04/2015
Contract end date	

18/19 Contracted general activity (UDA)	8,038
Carry forward general activity (UDA)	0
18/19 Contracted orthodontic activity (UOA)	0
Carry forward orthodontic activity (UOA)	0
Baseline contract value	£343,992.17

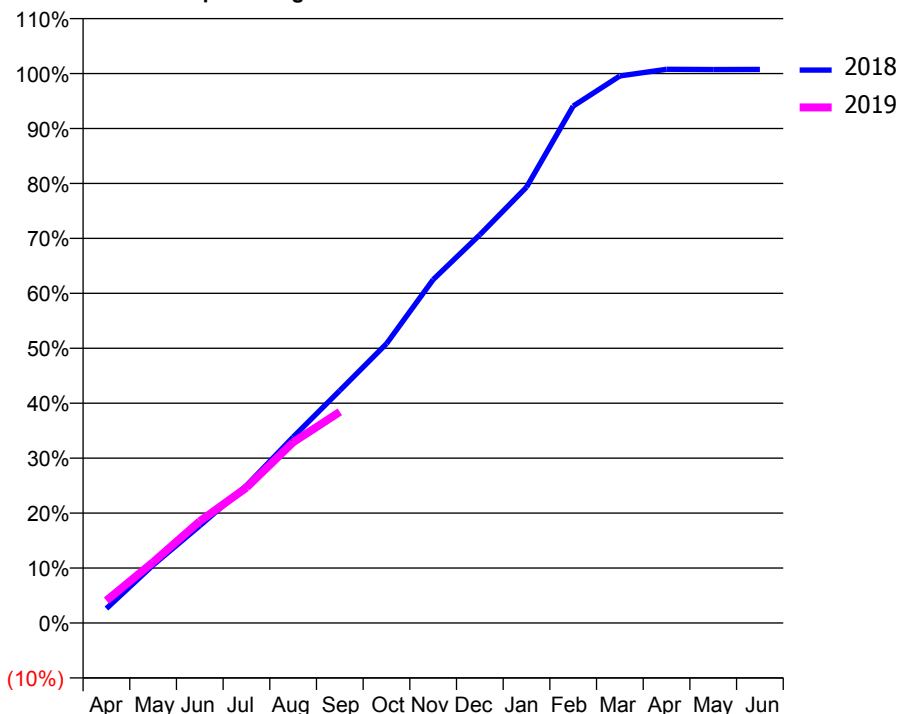
ACCESS*

Patients seen in 24 months	Total	Change since previous quarter
Quarter ending September 2017	2,668	
Quarter ending December 2017	2,756	↑
Quarter ending March 2018	2,843	↑
Quarter ending June 2018	2,847	→
Quarter ending September 2018	2,800	↓
Variance since September 2017	4.9%	↑



ACTIVITY

Cumulative percentage of contracted UDA delivered 2018 & 2019



Adjusted Scheduled Activity (UDA)

Month	2018	2019
April	213	328
May	848	890
June	1,422	1,488
July	2,010	1,981
August	2,720	2,644
September	3,400	3,089
October	4,086	
November	5,023	
December	5,680	
January	6,375	
February	7,561	
March	8,002	
April	8,100	
May	8,097	
June	8,098	

QUALITY

	Quantity	Base Number	Contract	AT	Region	England
% of FP17s for the same patient ID Re-attending within 3 months - Children	66	716	9.2%	9.4%	12.2%	11.6%
% of FP17s for the same patient ID Re-attending within 3 months - Adults	168	1,339	12.5%	12.8%	15.8%	15.5%
% of FP17s for the same patient ID Re-attending between 3 & 9 months - Children	531	716	74.2%	63.3%	60.3%	58.8%
% of FP17s for the same patient ID Re-attending between 3 & 9 months - Adults	939	1,339	70.1%	55.1%	53.5%	51.1%
% of FP17s for Band 1 Urgent Courses	133	1,978	6.7%	7.6%	9.1%	9.0%
% of FP17s Relating to Free Repair or Replacements	16	1,978	0.8%	0.9%	1.0%	0.8%
% of FP17s Relating to Continuations	10	1,978	0.5%	0.9%	1.0%	0.9%
% of Patients satisfied with the dentistry they have received	2	2	N/A	94.0%	93.6%	93.3%
% of Patients satisfied with the time they had to wait for an appointment	2	2	N/A	89.0%	89.8%	88.9%

* This is based on patients treated on this contract for their most recent course of treatment. Figures in italics indicate the base number of FP17s or Patient Questionnaire responses are less than 100. N/A is shown where the base number of responses is less than 10 during the period. % is calculated as Quantity/Base number*100

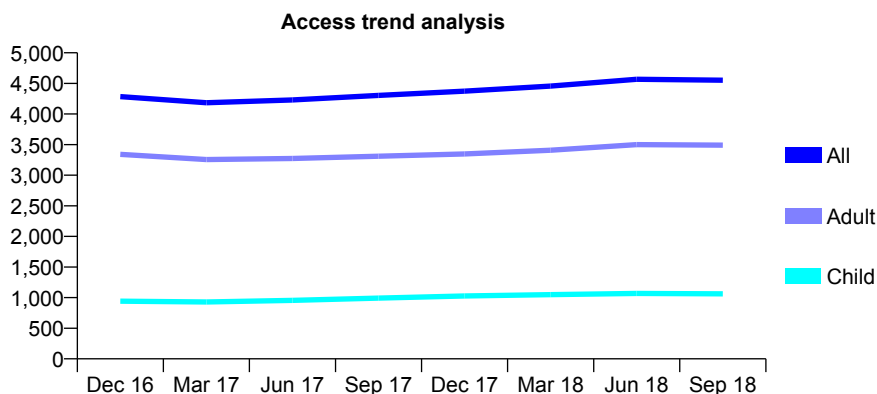
Q50 - Vital Signs At a Glance Contract Report for 122467/0001 - September 2018

Name or company name	Clifton Gardens Dental Practice
Contract type name	GDS Contract
Purpose of contract	General
Contract start date	01/07/2008
Contract end date	

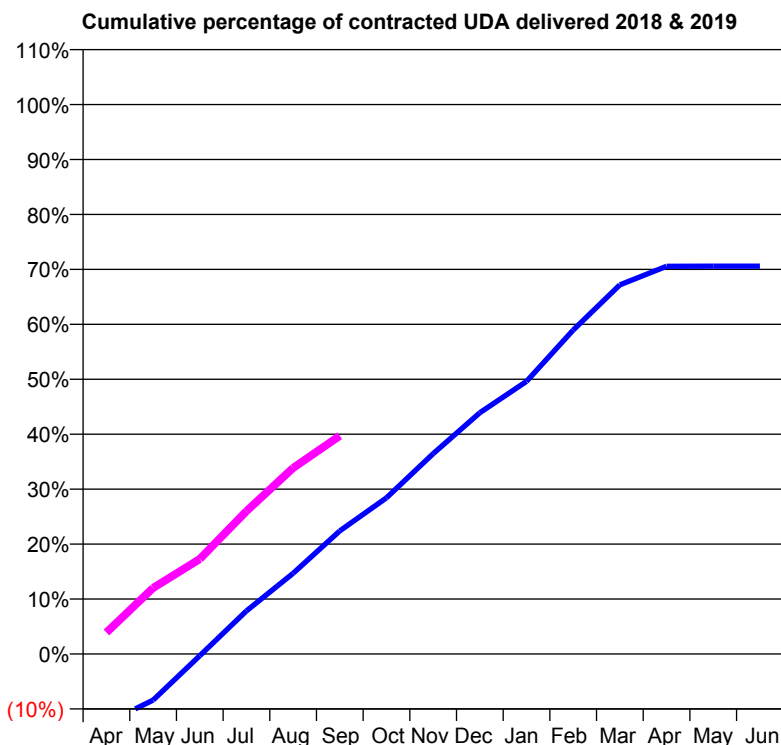
18/19 Contracted general activity (UDA)	16,902
Carry forward general activity (UDA)	0
18/19 Contracted orthodontic activity (UOA)	0
Carry forward orthodontic activity (UOA)	0
Baseline contract value	£418,120.11

ACCESS*

Patients seen in 24 months	Total	Change since previous quarter
Quarter ending September 2017	4,304	
Quarter ending December 2017	4,374	→
Quarter ending March 2018	4,457	→
Quarter ending June 2018	4,567	↑
Quarter ending September 2018	4,553	→
Variance since September 2017	5.8%	↑



ACTIVITY



Month	Adjusted Scheduled Activity (UDA)	
	2018	2019
April	-2,132	664
May	-1,421	2,034
June	-55	2,924
July	1,326	4,394
August	2,483	5,726
September	3,786	6,712
October	4,805	
November	6,163	
December	7,420	
January	8,385	
February	9,963	
March	11,355	
April	11,925	
May	11,928	
June	11,928	

QUALITY

	Quantity	Base Number	Contract	AT	Region	England
% of FP17s for the same patient ID Re-attending within 3 months - Children	52	754	6.9%	9.4%	12.2%	11.6%
% of FP17s for the same patient ID Re-attending within 3 months - Adults	200	2,289	8.7%	12.8%	15.8%	15.5%
% of FP17s for the same patient ID Re-attending between 3 & 9 months - Children	457	754	60.6%	63.3%	60.3%	58.8%
% of FP17s for the same patient ID Re-attending between 3 & 9 months - Adults	1,420	2,289	62.0%	55.1%	53.5%	51.1%
% of FP17s for Band 1 Urgent Courses	211	2,812	7.5%	7.6%	9.1%	9.0%
% of FP17s Relating to Free Repair or Replacements	1	2,812	0.0%	0.9%	1.0%	0.8%
% of FP17s Relating to Continuations	19	2,812	0.7%	0.9%	1.0%	0.9%
% of Patients satisfied with the dentistry they have received	15	16	93.8%	94.0%	93.6%	93.3%
% of Patients satisfied with the time they had to wait for an appointment	15	16	93.8%	89.0%	89.8%	88.9%

* This is based on patients treated on this contract for their most recent course of treatment. Figures in italics indicate the base number of FP17s or Patient Questionnaire responses are less than 100. N/A is shown where the base number of responses is less than 10 during the period. % is calculated as Quantity/Base number*100

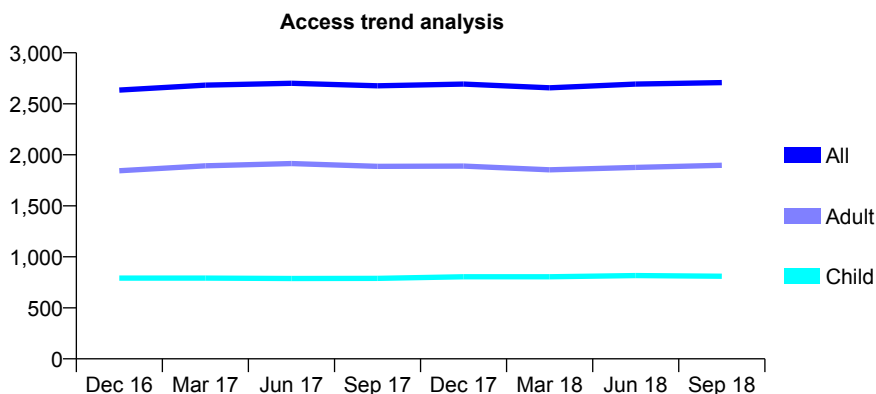
Q50 - Vital Signs At a Glance Contract Report for 122777/0001 - September 2018

Name or company name	Xeon Smiles UK Ltd
Contract type name	GDS Contract
Purpose of contract	General
Contract start date	01/11/2008
Contract end date	

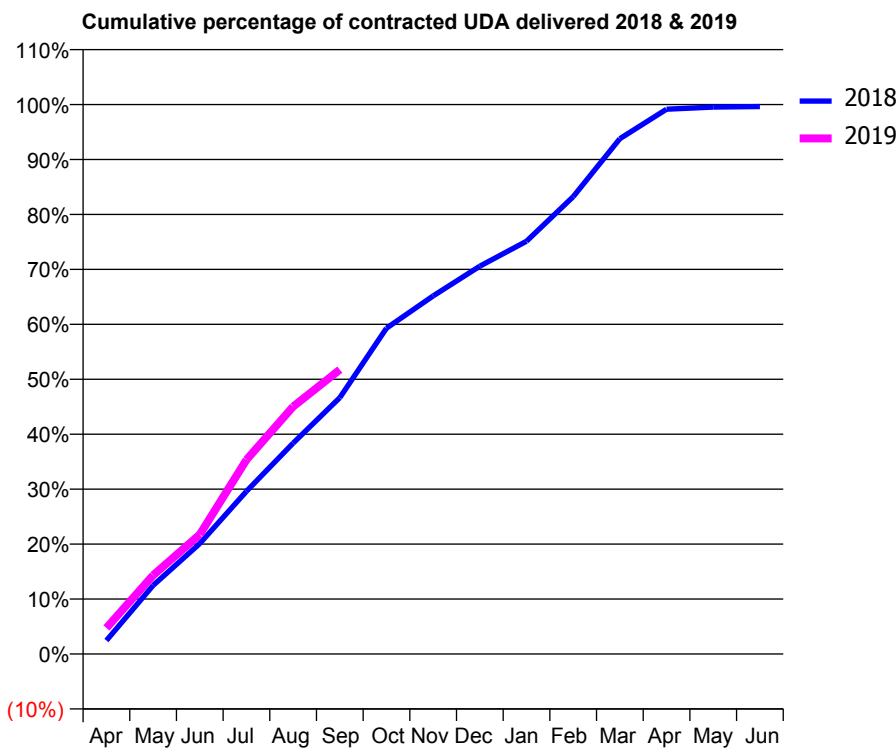
18/19 Contracted general activity (UDA)	7,261
Carry forward general activity (UDA)	0
18/19 Contracted orthodontic activity (UOA)	0
Carry forward orthodontic activity (UOA)	0
Baseline contract value	£188,345.73

ACCESS*

Patients seen in 24 months	Total	Change since previous quarter
Quarter ending September 2017	2,676	
Quarter ending December 2017	2,694	→
Quarter ending March 2018	2,657	↓
Quarter ending June 2018	2,693	→
Quarter ending September 2018	2,708	→
Variance since September 2017	1.2%	→



ACTIVITY



Month	Adjusted Scheduled Activity (UDA)	
	2018	2019
April	179	345
May	906	1,040
June	1,460	1,580
July	2,151	2,566
August	2,786	3,269
September	3,387	3,757
October	4,305	
November	4,732	
December	5,124	
January	5,455	
February	6,042	
March	6,809	
April	7,199	
May	7,227	
June	7,234	

QUALITY

	Quantity	Base Number	Contract	AT	Region	England
% of FP17s for the same patient ID Re-attending within 3 months - Children	105	751	14.0%	9.4%	12.2%	11.6%
% of FP17s for the same patient ID Re-attending within 3 months - Adults	186	1,410	13.2%	12.8%	15.8%	15.5%
% of FP17s for the same patient ID Re-attending between 3 & 9 months - Children	465	751	61.9%	63.3%	60.3%	58.8%
% of FP17s for the same patient ID Re-attending between 3 & 9 months - Adults	850	1,410	60.3%	55.1%	53.5%	51.1%
% of FP17s for Band 1 Urgent Courses	136	1,961	6.9%	7.6%	9.1%	9.0%
% of FP17s Relating to Free Repair or Replacements	29	1,961	1.5%	0.9%	1.0%	0.8%
% of FP17s Relating to Continuations	17	1,961	0.9%	0.9%	1.0%	0.9%
% of Patients satisfied with the dentistry they have received	2	2	N/A	94.0%	93.6%	93.3%
% of Patients satisfied with the time they had to wait for an appointment	2	2	N/A	89.0%	89.8%	88.9%

* This is based on patients treated on this contract for their most recent course of treatment. Figures in italics indicate the base number of FP17s or Patient Questionnaire responses are less than 100. N/A is shown where the base number of responses is less than 10 during the period. % is calculated as Quantity/Base number*100

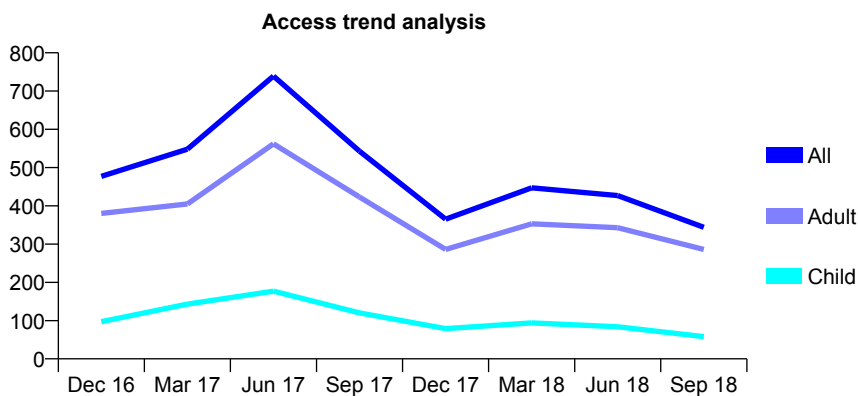
Q50 - Vital Signs At a Glance Contract Report for 124451/0001 - September 2018

Name or company name	MARKET LANE DENTAL CARE
Contract type name	GDS Contract
Purpose of contract	General
Contract start date	01/10/2013
Contract end date	

18/19 Contracted general activity (UDA)	4,700
Carry forward general activity (UDA)	0
18/19 Contracted orthodontic activity (UOA)	0
Carry forward orthodontic activity (UOA)	0
Baseline contract value	£108,092.47

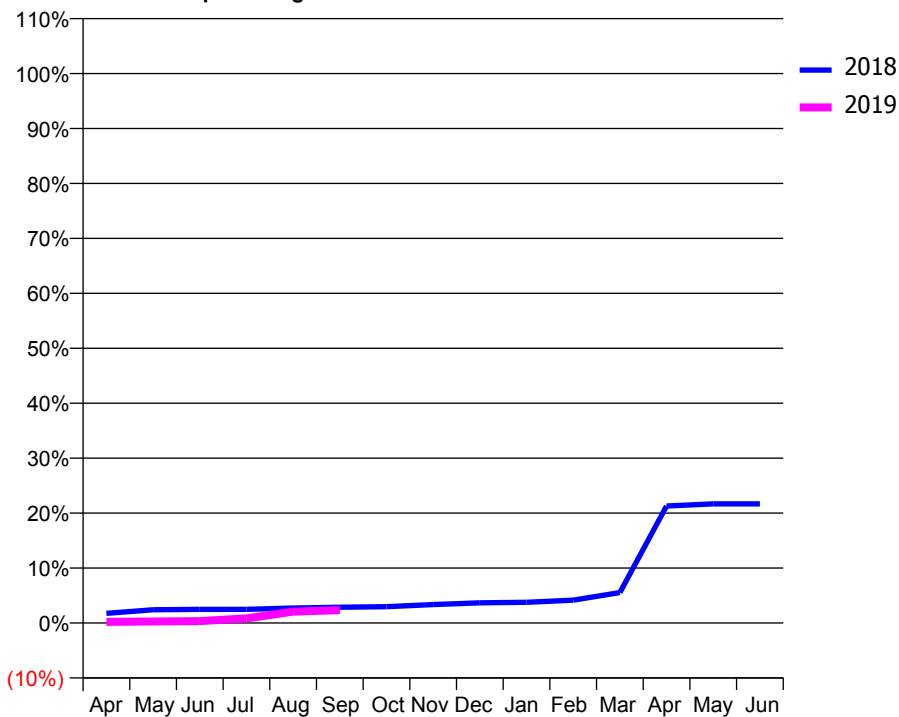
ACCESS*

Patients seen in 24 months	Total	Change since previous quarter
Quarter ending September 2017	543	
Quarter ending December 2017	365	↓
Quarter ending March 2018	447	↑
Quarter ending June 2018	427	↓
Quarter ending September 2018	344	↓
Variance since September 2017	(36.6%)	↓



ACTIVITY

Cumulative percentage of contracted UDA delivered 2018 & 2019



Adjusted Scheduled Activity (UDA)

Month	2018	2019
April	82	10
May	114	13
June	117	17
July	117	39
August	129	97
September	135	110
October	140	
November	158	
December	173	
January	177	
February	196	
March	261	
April	1,000	
May	1,019	
June	1,019	

QUALITY

	Quantity	Base Number	Contract	AT	Region	England
% of FP17s for the same patient ID Re-attending within 3 months - Children	1	62	1.6%	9.4%	12.2%	11.6%
% of FP17s for the same patient ID Re-attending within 3 months - Adults	5	261	1.9%	12.8%	15.8%	15.5%
% of FP17s for the same patient ID Re-attending between 3 & 9 months - Children	2	62	3.2%	63.3%	60.3%	58.8%
% of FP17s for the same patient ID Re-attending between 3 & 9 months - Adults	10	261	3.8%	55.1%	53.5%	51.1%
% of FP17s for Band 1 Urgent Courses	8	46	17.4%	7.6%	9.1%	9.0%
% of FP17s Relating to Free Repair or Replacements	2	46	4.3%	0.9%	1.0%	0.8%
% of FP17s Relating to Continuations	2	46	4.3%	0.9%	1.0%	0.9%
% of Patients satisfied with the dentistry they have received	0	0	N/A	94.0%	93.6%	93.3%
% of Patients satisfied with the time they had to wait for an appointment	0	0	N/A	89.0%	89.8%	88.9%

* This is based on patients treated on this contract for their most recent course of treatment. Figures in italics indicate the base number of FP17s or Patient Questionnaire responses are less than 100. N/A is shown where the base number of responses is less than 10 during the period. % is calculated as Quantity/Base number*100

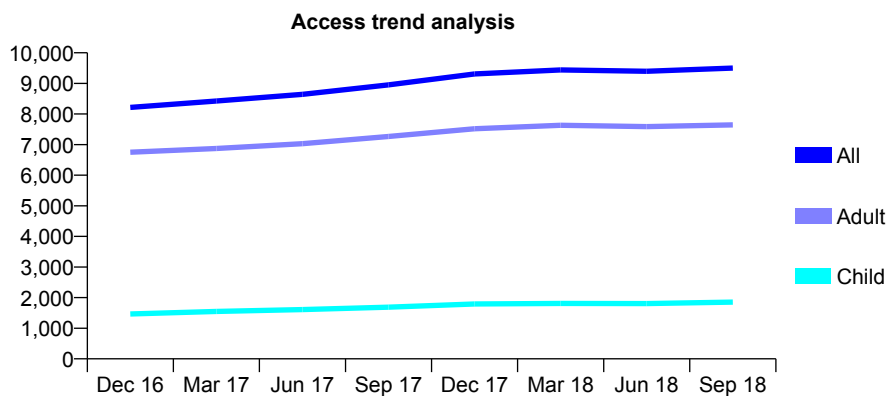
Q50 - Vital Signs At a Glance Contract Report for 125695/0001 - September 2018

Name or company name	Denbond Ltd
Contract type name	GDS Contract
Purpose of contract	General
Contract start date	22/03/2012
Contract end date	

18/19 Contracted general activity (UDA)	26,352
Carry forward general activity (UDA)	0
18/19 Contracted orthodontic activity (UOA)	0
Carry forward orthodontic activity (UOA)	0
Baseline contract value	£798,718.05

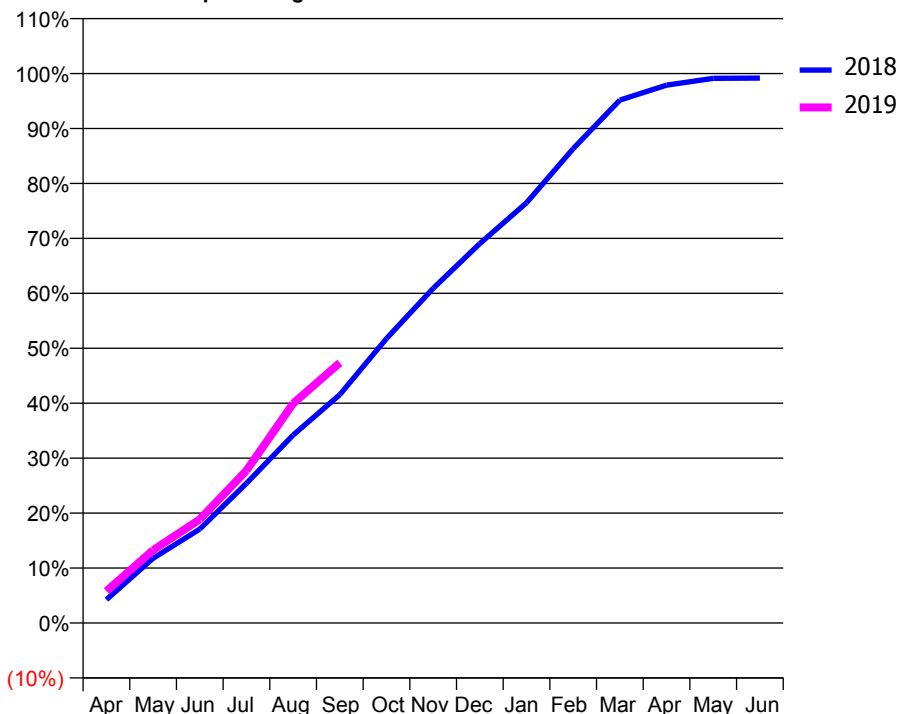
ACCESS*

Patients seen in 24 months	Total	Change since previous quarter
Quarter ending September 2017	8,954	
Quarter ending December 2017	9,310	↑
Quarter ending March 2018	9,441	→
Quarter ending June 2018	9,396	→
Quarter ending September 2018	9,499	→
Variance since September 2017	6.1%	↑



ACTIVITY

Cumulative percentage of contracted UDA delivered 2018 & 2019



Month	Adjusted Scheduled Activity (UDA)	
	2018	2019
April	1,122	1,529
May	3,102	3,492
June	4,505	4,970
July	6,701	7,313
August	9,013	10,528
September	10,949	12,482
October	13,643	
November	16,048	
December	18,196	
January	20,152	
February	22,752	
March	25,077	
April	25,791	
May	26,117	
June	26,132	

QUALITY

	Quantity	Base Number	Contract	AT	Region	England
% of FP17s for the same patient ID Re-attending within 3 months - Children	97	1,498	6.5%	9.4%	12.2%	11.6%
% of FP17s for the same patient ID Re-attending within 3 months - Adults	585	5,010	11.7%	12.8%	15.8%	15.5%
% of FP17s for the same patient ID Re-attending between 3 & 9 months - Children	977	1,498	65.2%	63.3%	60.3%	58.8%
% of FP17s for the same patient ID Re-attending between 3 & 9 months - Adults	3,096	5,010	61.8%	55.1%	53.5%	51.1%
% of FP17s for Band 1 Urgent Courses	400	6,161	6.5%	7.6%	9.1%	9.0%
% of FP17s Relating to Free Repair or Replacements	22	6,161	0.4%	0.9%	1.0%	0.8%
% of FP17s Relating to Continuations	80	6,161	1.3%	0.9%	1.0%	0.9%
% of Patients satisfied with the dentistry they have received	1	2	N/A	94.0%	93.6%	93.3%
% of Patients satisfied with the time they had to wait for an appointment	2	2	N/A	89.0%	89.8%	88.9%

* This is based on patients treated on this contract for their most recent course of treatment. Figures in italics indicate the base number of FP17s or Patient Questionnaire responses are less than 100. N/A is shown where the base number of responses is less than 10 during the period. % is calculated as Quantity/Base number*100

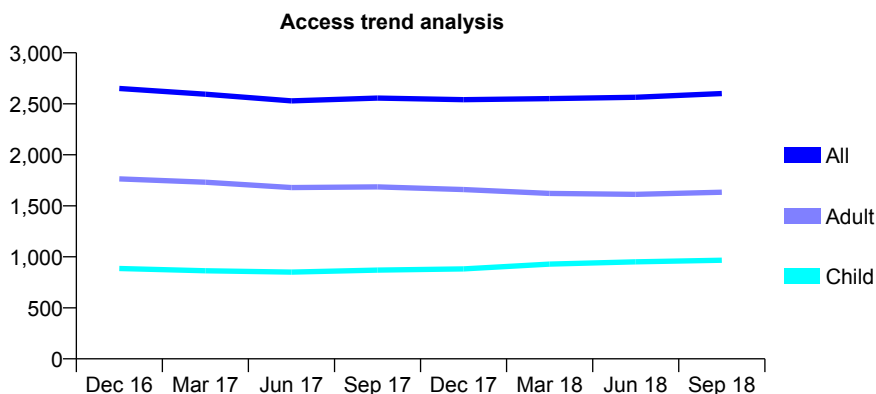
Q50 - Vital Signs At a Glance Contract Report for 125717/0001 - September 2018

Name or company name	Andrew Jones Dental Practice Ltd
Contract type name	GDS Contract
Purpose of contract	General and Orthodontic
Contract start date	01/04/2008
Contract end date	

18/19 Contracted general activity (UDA)	5,433
Carry forward general activity (UDA)	0
18/19 Contracted orthodontic activity (UOA)	42
Carry forward orthodontic activity (UOA)	0
Baseline contract value	£150,764.76

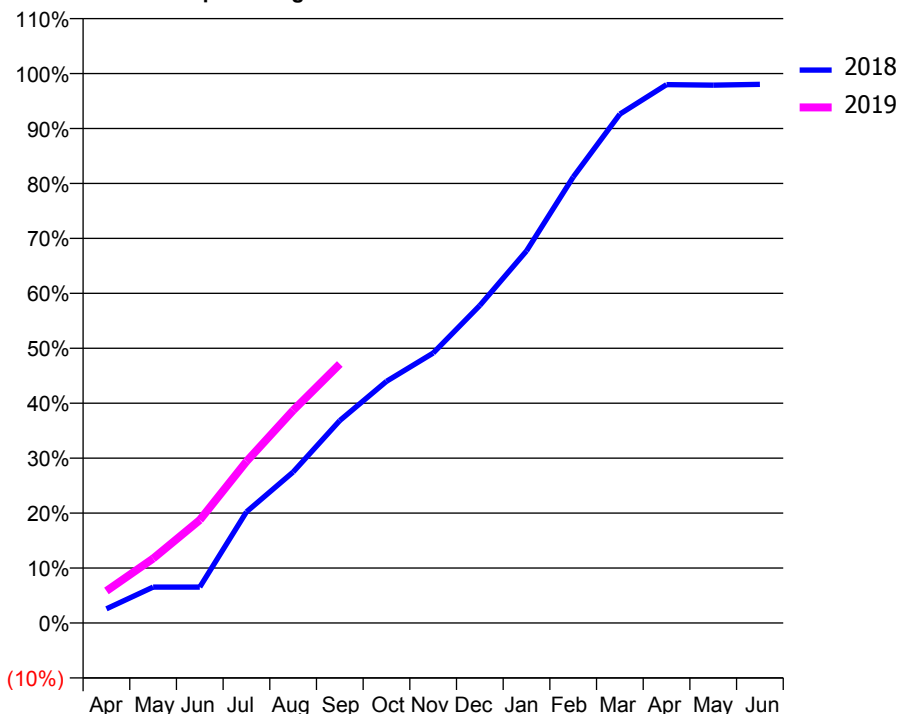
ACCESS*

Patients seen in 24 months	Total	Change since previous quarter
Quarter ending September 2017	2,556	
Quarter ending December 2017	2,541	→
Quarter ending March 2018	2,551	→
Quarter ending June 2018	2,564	→
Quarter ending September 2018	2,600	→
Variance since September 2017	1.7%	→



ACTIVITY

Cumulative percentage of contracted UDA delivered 2018 & 2019



Month	Adjusted Scheduled Activity (UDA)	
	2018	2019
April	141	318
May	355	638
June	355	1,018
July	1,098	1,598
August	1,493	2,102
September	2,002	2,561
October	2,389	
November	2,669	
December	3,139	
January	3,679	
February	4,410	
March	5,031	
April	5,323	
May	5,318	
June	5,326	

QUALITY

	Quantity	Base Number	Contract	AT	Region	England
% of FP17s for the same patient ID Re-attending within 3 months - Children	64	850	7.5%	9.4%	12.2%	11.6%
% of FP17s for the same patient ID Re-attending within 3 months - Adults	185	1,300	14.2%	12.8%	15.8%	15.5%
% of FP17s for the same patient ID Re-attending between 3 & 9 months - Children	592	850	69.6%	63.3%	60.3%	58.8%
% of FP17s for the same patient ID Re-attending between 3 & 9 months - Adults	792	1,300	60.9%	55.1%	53.5%	51.1%
% of FP17s for Band 1 Urgent Courses	93	1,452	6.4%	7.6%	9.1%	9.0%
% of FP17s Relating to Free Repair or Replacements	16	1,452	1.1%	0.9%	1.0%	0.8%
% of FP17s Relating to Continuations	5	1,452	0.3%	0.9%	1.0%	0.9%
% of Patients satisfied with the dentistry they have received	0	0	N/A	94.0%	93.6%	93.3%
% of Patients satisfied with the time they had to wait for an appointment	0	0	N/A	89.0%	89.8%	88.9%

* This is based on patients treated on this contract for their most recent course of treatment. Figures in italics indicate the base number of FP17s or Patient Questionnaire responses are less than 100. N/A is shown where the base number of responses is less than 10 during the period. % is calculated as Quantity/Base number*100

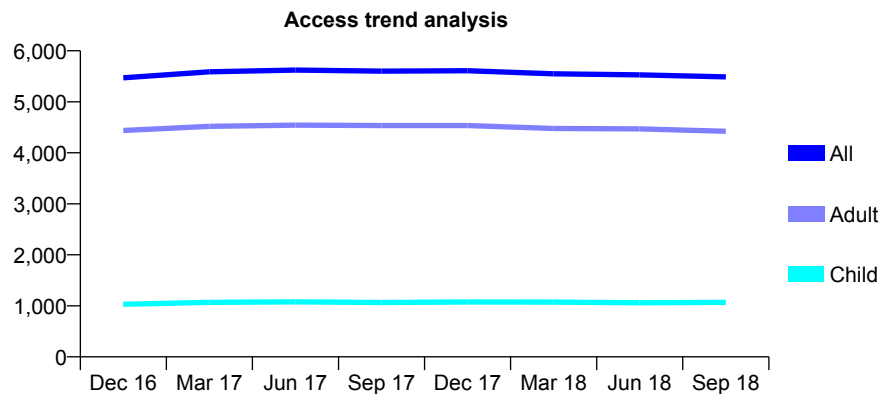
Q50 - Vital Signs At a Glance Contract Report for 126012/0001 - September 2018

Name or company name	Alpha Dental Dales
Contract type name	GDS Contract
Purpose of contract	General
Contract start date	21/10/2009
Contract end date	

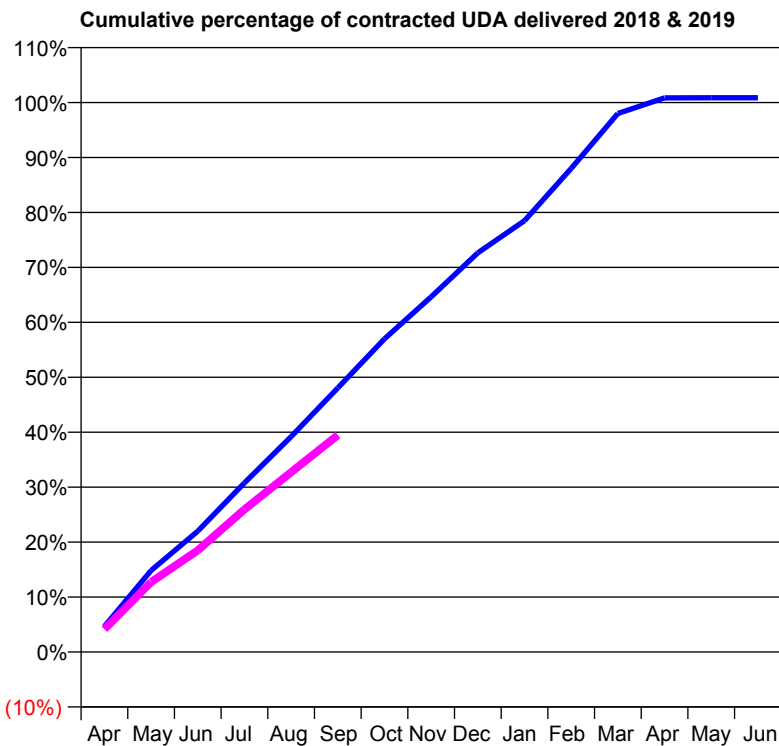
18/19 Contracted general activity (UDA)	17,500
Carry forward general activity (UDA)	0
18/19 Contracted orthodontic activity (UOA)	0
Carry forward orthodontic activity (UOA)	0
Baseline contract value	£597,825.00

ACCESS*

Patients seen in 24 months	Total	Change since previous quarter
Quarter ending September 2017	5,600	
Quarter ending December 2017	5,610	→
Quarter ending March 2018	5,549	↓
Quarter ending June 2018	5,529	→
Quarter ending September 2018	5,489	→
Variance since September 2017	(2.0%)	↓



ACTIVITY



Adjusted Scheduled Activity (UDA)		
Month	2018	2019
April	749	727
May	2,373	2,228
June	3,521	3,239
July	4,924	4,541
August	6,271	5,726
September	7,689	6,909
October	9,117	
November	10,340	
December	11,623	
January	12,559	
February	14,081	
March	15,682	
April	16,136	
May	16,139	
June	16,139	

QUALITY

	Quantity	Base Number	Contract	AT	Region	England
% of FP17s for the same patient ID Re-attending within 3 months - Children	58	896	6.5%	9.4%	12.2%	11.6%
% of FP17s for the same patient ID Re-attending within 3 months - Adults	413	3,348	12.3%	12.8%	15.8%	15.5%
% of FP17s for the same patient ID Re-attending between 3 & 9 months - Children	628	896	70.1%	63.3%	60.3%	58.8%
% of FP17s for the same patient ID Re-attending between 3 & 9 months - Adults	2,080	3,348	62.1%	55.1%	53.5%	51.1%
% of FP17s for Band 1 Urgent Courses	216	3,687	5.9%	7.6%	9.1%	9.0%
% of FP17s Relating to Free Repair or Replacements	38	3,687	1.0%	0.9%	1.0%	0.8%
% of FP17s Relating to Continuations	52	3,687	1.4%	0.9%	1.0%	0.9%
% of Patients satisfied with the dentistry they have received	4	4	N/A	94.0%	93.6%	93.3%
% of Patients satisfied with the time they had to wait for an appointment	3	4	N/A	89.0%	89.8%	88.9%

* This is based on patients treated on this contract for their most recent course of treatment. Figures in italics indicate the base number of FP17s or Patient Questionnaire responses are less than 100. N/A is shown where the base number of responses is less than 10 during the period. % is calculated as Quantity/Base number*100

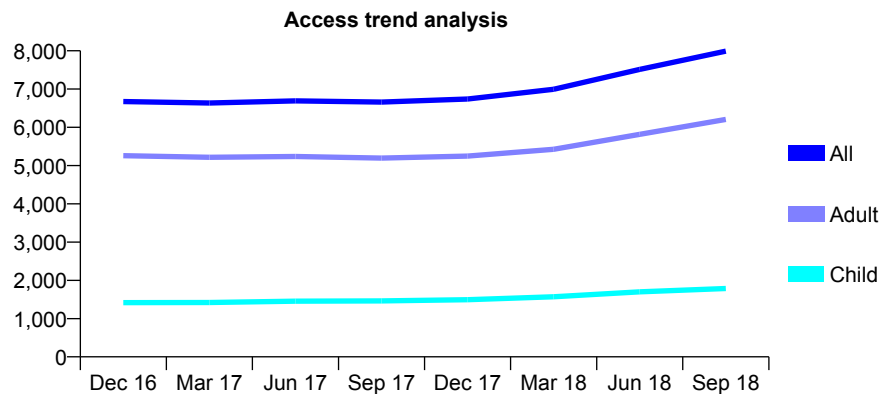
Q50 - Vital Signs At a Glance Contract Report for 126772/0002 - September 2018

Name or company name	Alpha Dental Studio Northallerton
Contract type name	GDS Contract
Purpose of contract	General
Contract start date	01/05/2009
Contract end date	

18/19 Contracted general activity (UDA)	28,000
Carry forward general activity (UDA)	0
18/19 Contracted orthodontic activity (UOA)	0
Carry forward orthodontic activity (UOA)	0
Baseline contract value	£801,744.94

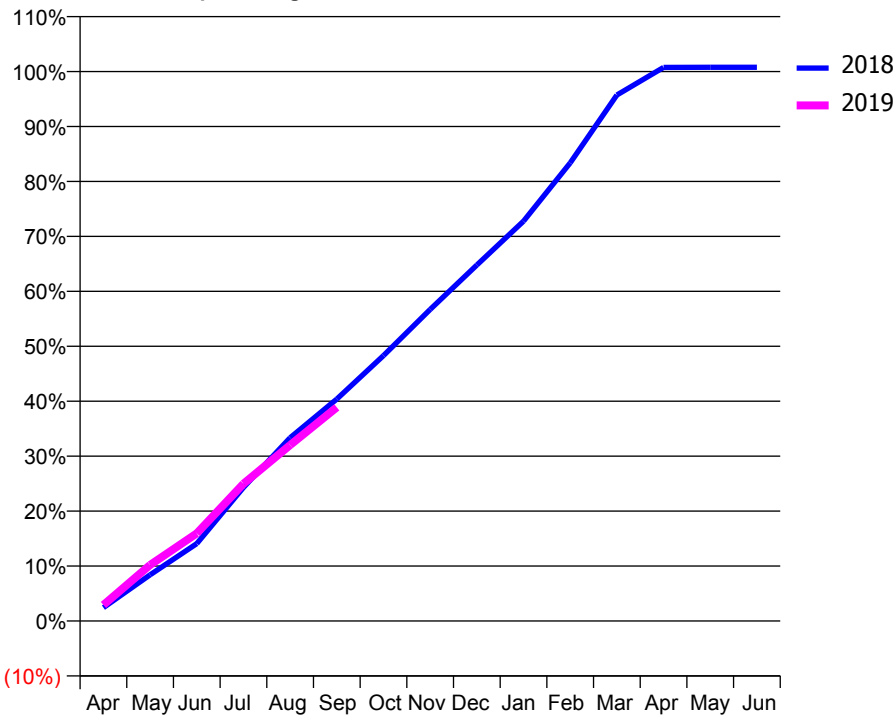
ACCESS*

Patients seen in 24 months	Total	Change since previous quarter
Quarter ending September 2017	6,658	
Quarter ending December 2017	6,741	→
Quarter ending March 2018	6,995	↑
Quarter ending June 2018	7,515	↑
Quarter ending September 2018	7,993	↑
Variance since September 2017	20.1%	↑



ACTIVITY

Cumulative percentage of contracted UDA delivered 2018 & 2019



Month	Adjusted Scheduled Activity (UDA)	
	2018	2019
April	512	816
May	1,766	2,860
June	2,958	4,469
July	5,104	6,998
August	7,005	8,968
September	8,483	10,887
October	10,144	
November	11,907	
December	13,604	
January	15,282	
February	17,508	
March	20,099	
April	21,159	
May	21,160	
June	21,160	

QUALITY

	Quantity	Base Number	Contract	AT	Region	England
% of FP17s for the same patient ID Re-attending within 3 months - Children	91	1,449	6.3%	9.4%	12.2%	11.6%
% of FP17s for the same patient ID Re-attending within 3 months - Adults	434	4,539	9.6%	12.8%	15.8%	15.5%
% of FP17s for the same patient ID Re-attending between 3 & 9 months - Children	762	1,449	52.6%	63.3%	60.3%	58.8%
% of FP17s for the same patient ID Re-attending between 3 & 9 months - Adults	2,237	4,539	49.3%	55.1%	53.5%	51.1%
% of FP17s for Band 1 Urgent Courses	263	5,296	5.0%	7.6%	9.1%	9.0%
% of FP17s Relating to Free Repair or Replacements	52	5,296	1.0%	0.9%	1.0%	0.8%
% of FP17s Relating to Continuations	86	5,296	1.6%	0.9%	1.0%	0.9%
% of Patients satisfied with the dentistry they have received	15	15	100.0%	94.0%	93.6%	93.3%
% of Patients satisfied with the time they had to wait for an appointment	14	15	93.3%	89.0%	89.8%	88.9%

* This is based on patients treated on this contract for their most recent course of treatment. Figures in italics indicate the base number of FP17s or Patient Questionnaire responses are less than 100. N/A is shown where the base number of responses is less than 10 during the period. % is calculated as Quantity/Base number*100

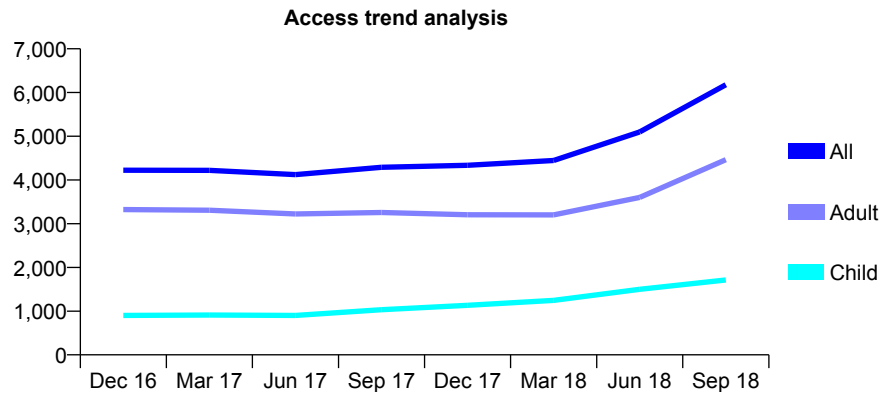
Q50 - Vital Signs At a Glance Contract Report for 130060/0001 - September 2018

Name or company name	Lion House Dental Practice Ltd
Contract type name	GDS Contract
Purpose of contract	General
Contract start date	01/02/2013
Contract end date	

18/19 Contracted general activity (UDA)	21,420
Carry forward general activity (UDA)	0
18/19 Contracted orthodontic activity (UOA)	0
Carry forward orthodontic activity (UOA)	0
Baseline contract value	£599,094.84

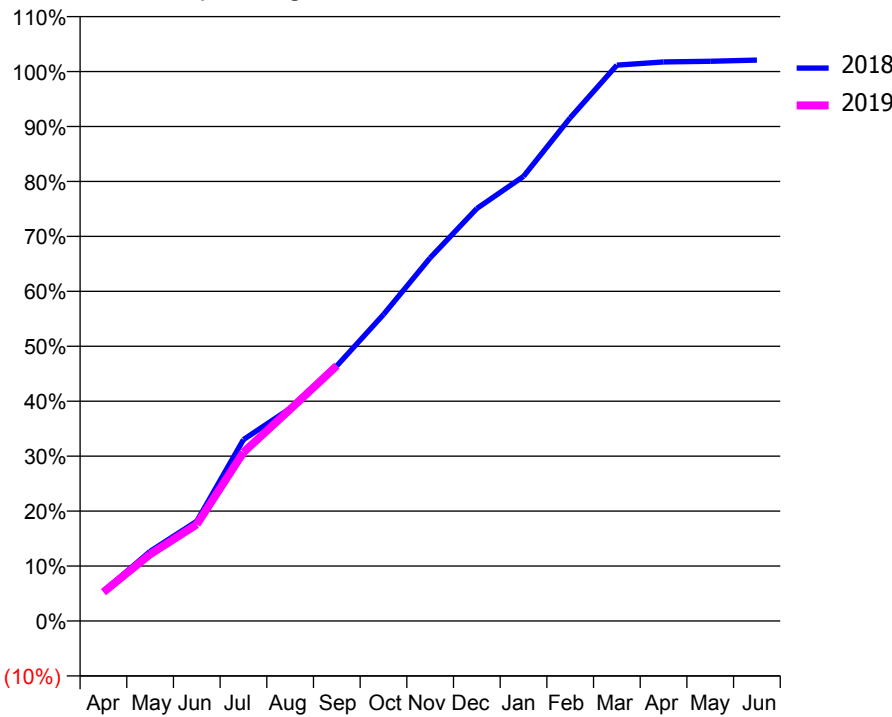
ACCESS*

Patients seen in 24 months	Total	Change since previous quarter
Quarter ending September 2017	4,289	
Quarter ending December 2017	4,337	→
Quarter ending March 2018	4,445	↑
Quarter ending June 2018	5,099	↑
Quarter ending September 2018	6,179	↑
Variance since September 2017	44.1%	↑



ACTIVITY

Cumulative percentage of contracted UDA delivered 2018 & 2019



Month	Adjusted Scheduled Activity (UDA)	
	2018	2019
April	617	1,127
May	1,448	2,602
June	2,074	3,767
July	3,771	6,580
August	4,420	8,250
September	5,303	9,949
October	6,370	
November	7,547	
December	8,573	
January	9,241	
February	10,458	
March	11,551	
April	11,618	
May	11,631	
June	11,658	

QUALITY

	Quantity	Base Number	Contract	AT	Region	England
% of FP17s for the same patient ID Re-attending within 3 months - Children	144	1,600	9.0%	9.4%	12.2%	11.6%
% of FP17s for the same patient ID Re-attending within 3 months - Adults	782	4,275	18.3%	12.8%	15.8%	15.5%
% of FP17s for the same patient ID Re-attending between 3 & 9 months - Children	711	1,600	44.4%	63.3%	60.3%	58.8%
% of FP17s for the same patient ID Re-attending between 3 & 9 months - Adults	1,539	4,275	36.0%	55.1%	53.5%	51.1%
% of FP17s for Band 1 Urgent Courses	806	5,371	15.0%	7.6%	9.1%	9.0%
% of FP17s Relating to Free Repair or Replacements	43	5,371	0.8%	0.9%	1.0%	0.8%
% of FP17s Relating to Continuations	23	5,371	0.4%	0.9%	1.0%	0.9%
% of Patients satisfied with the dentistry they have received	12	13	92.3%	94.0%	93.6%	93.3%
% of Patients satisfied with the time they had to wait for an appointment	12	13	92.3%	89.0%	89.8%	88.9%

* This is based on patients treated on this contract for their most recent course of treatment. Figures in italics indicate the base number of FP17s or Patient Questionnaire responses are less than 100. N/A is shown where the base number of responses is less than 10 during the period. % is calculated as Quantity/Base number*100

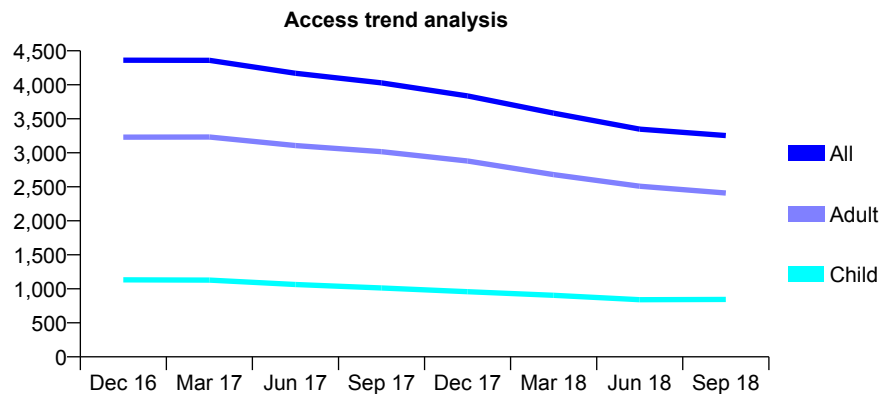
Q50 - Vital Signs At a Glance Contract Report for 131520/0001 - September 2018

Name or company name	Dentaris Limited
Contract type name	GDS Contract
Purpose of contract	General
Contract start date	01/04/2008
Contract end date	

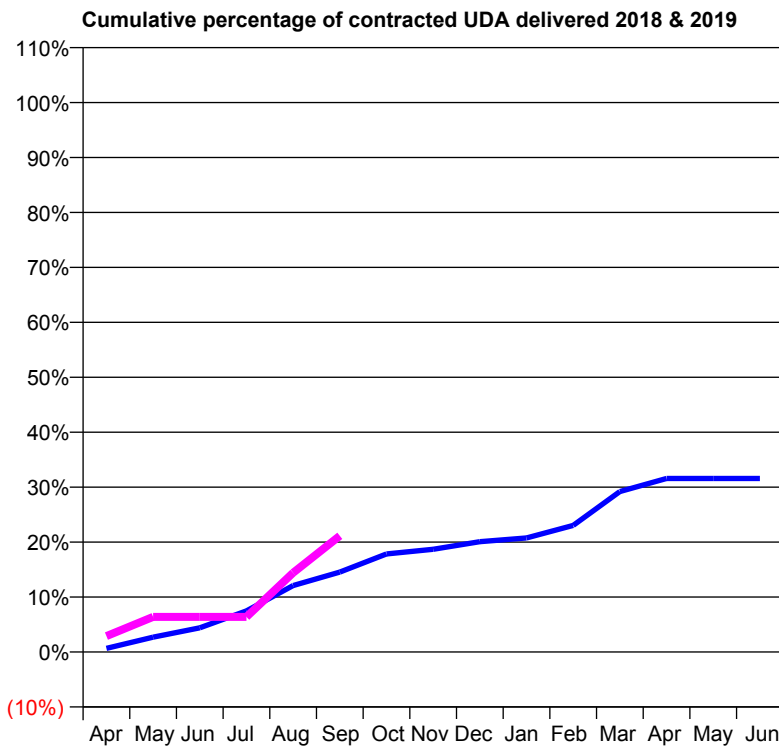
18/19 Contracted general activity (UDA)	13,500
Carry forward general activity (UDA)	0
18/19 Contracted orthodontic activity (UOA)	0
Carry forward orthodontic activity (UOA)	0
Baseline contract value	£357,482.67

ACCESS*

Patients seen in 24 months	Total	Change since previous quarter
Quarter ending September 2017	4,029	
Quarter ending December 2017	3,837	↓
Quarter ending March 2018	3,583	↓
Quarter ending June 2018	3,349	↓
Quarter ending September 2018	3,254	↓
Variance since September 2017	(19.2%)	↓



ACTIVITY



Month	Adjusted Scheduled Activity (UDA)	
	2018	2019
April	91	390
May	365	862
June	594	862
July	1,009	862
August	1,632	1,948
September	1,963	2,854
October	2,409	
November	2,526	
December	2,712	
January	2,803	
February	3,112	
March	3,944	
April	4,263	
May	4,264	
June	4,264	

QUALITY

	Quantity	Base Number	Contract	AT	Region	England
% of FP17s for the same patient ID Re-attending within 3 months - Children	13	460	2.8%	9.4%	12.2%	11.6%
% of FP17s for the same patient ID Re-attending within 3 months - Adults	109	1,294	8.4%	12.8%	15.8%	15.5%
% of FP17s for the same patient ID Re-attending between 3 & 9 months - Children	118	460	25.7%	63.3%	60.3%	58.8%
% of FP17s for the same patient ID Re-attending between 3 & 9 months - Adults	279	1,294	21.6%	55.1%	53.5%	51.1%
% of FP17s for Band 1 Urgent Courses	84	1,612	5.2%	7.6%	9.1%	9.0%
% of FP17s Relating to Free Repair or Replacements	4	1,612	0.2%	0.9%	1.0%	0.8%
% of FP17s Relating to Continuations	9	1,612	0.6%	0.9%	1.0%	0.9%
% of Patients satisfied with the dentistry they have received	0	0	N/A	94.0%	93.6%	93.3%
% of Patients satisfied with the time they had to wait for an appointment	0	0	N/A	89.0%	89.8%	88.9%

* This is based on patients treated on this contract for their most recent course of treatment. Figures in italics indicate the base number of FP17s or Patient Questionnaire responses are less than 100. N/A is shown where the base number of responses is less than 10 during the period. % is calculated as Quantity/Base number*100

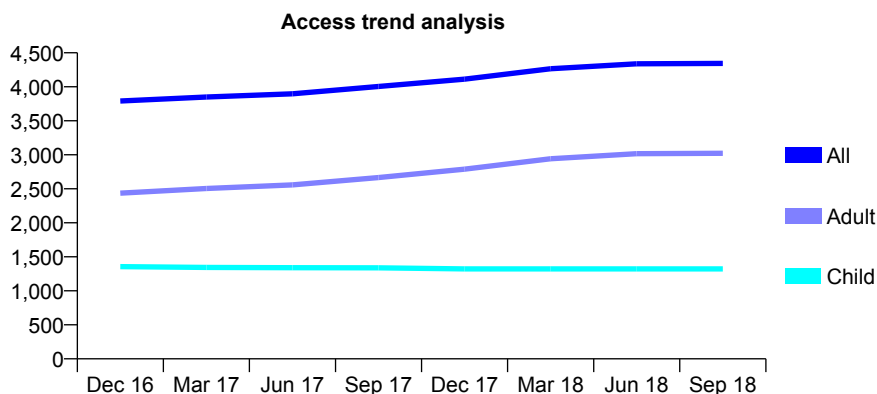
Q50 - Vital Signs At a Glance Contract Report for 132667/0001 - September 2018

Name or company name	Barton Dental Care Limited
Contract type name	GDS Contract
Purpose of contract	General and Orthodontic
Contract start date	01/04/2011
Contract end date	

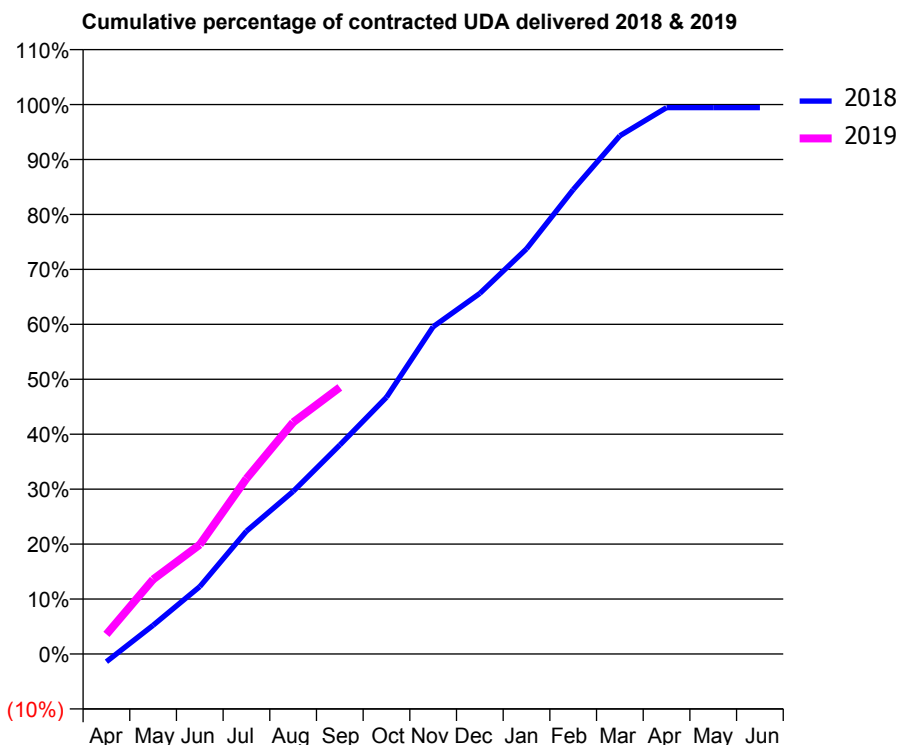
18/19 Contracted general activity (UDA)	9,295
Carry forward general activity (UDA)	0
18/19 Contracted orthodontic activity (UOA)	548
Carry forward orthodontic activity (UOA)	0
Baseline contract value	£329,079.13

ACCESS*

Patients seen in 24 months	Total	Change since previous quarter
Quarter ending September 2017	4,004	
Quarter ending December 2017	4,112	↑
Quarter ending March 2018	4,266	↑
Quarter ending June 2018	4,339	→
Quarter ending September 2018	4,344	→
Variance since September 2017	8.5%	↑



ACTIVITY



Month	Adjusted Scheduled Activity (UDA)	
	2018	2019
April	-131	332
May	485	1,262
June	1,140	1,850
July	2,079	2,968
August	2,750	3,920
September	3,536	4,510
October	4,344	
November	5,537	
December	6,100	
January	6,854	
February	7,855	
March	8,767	
April	9,243	
May	9,243	
June	9,243	

QUALITY

	Quantity	Base Number	Contract	AT	Region	England
% of FP17s for the same patient ID Re-attending within 3 months - Children	86	1,135	7.6%	9.4%	12.2%	11.6%
% of FP17s for the same patient ID Re-attending within 3 months - Adults	360	2,010	17.9%	12.8%	15.8%	15.5%
% of FP17s for the same patient ID Re-attending between 3 & 9 months - Children	718	1,135	63.3%	63.3%	60.3%	58.8%
% of FP17s for the same patient ID Re-attending between 3 & 9 months - Adults	759	2,010	37.8%	55.1%	53.5%	51.1%
% of FP17s for Band 1 Urgent Courses	149	2,654	5.6%	7.6%	9.1%	9.0%
% of FP17s Relating to Free Repair or Replacements	1	2,654	0.0%	0.9%	1.0%	0.8%
% of FP17s Relating to Continuations	46	2,654	1.7%	0.9%	1.0%	0.9%
% of Patients satisfied with the dentistry they have received	1	1	N/A	94.0%	93.6%	93.3%
% of Patients satisfied with the time they had to wait for an appointment	1	1	N/A	89.0%	89.8%	88.9%

* This is based on patients treated on this contract for their most recent course of treatment. Figures in italics indicate the base number of FP17s or Patient Questionnaire responses are less than 100. N/A is shown where the base number of responses is less than 10 during the period. % is calculated as Quantity/Base number*100

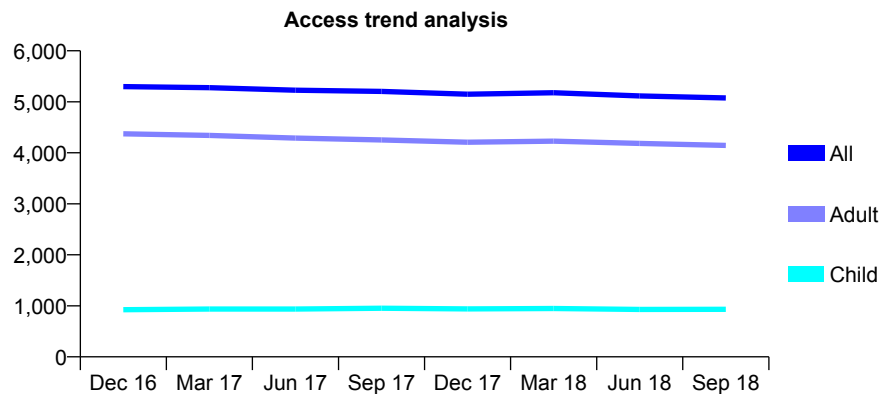
Q50 - Vital Signs At a Glance Contract Report for 132756/0001 - September 2018

Name or company name	North Marine Road Dental practice Partners
Contract type name	GDS Contract
Purpose of contract	General
Contract start date	30/11/2011
Contract end date	

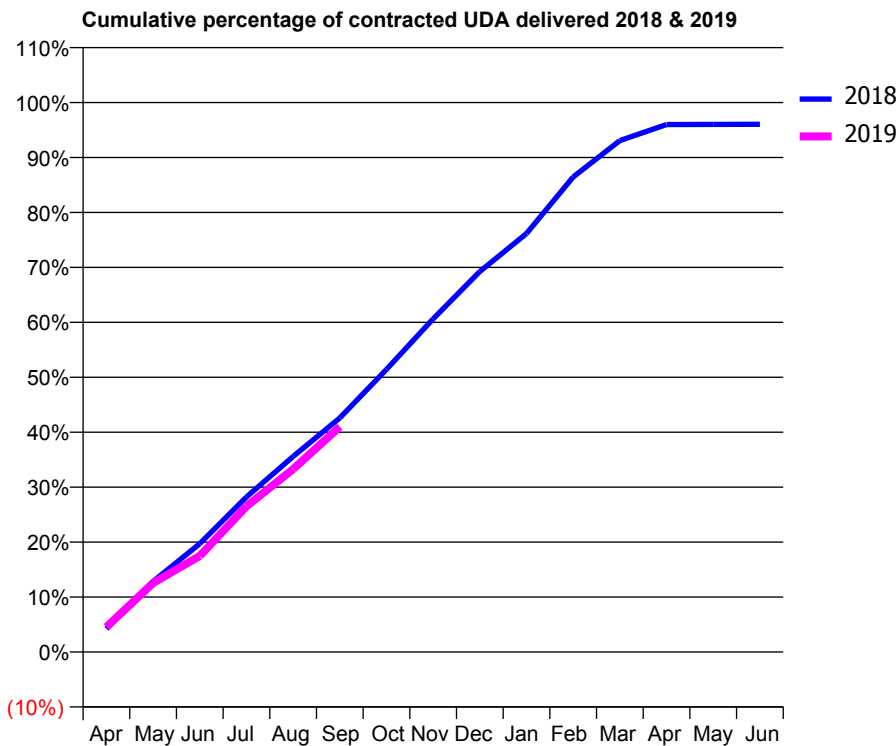
18/19 Contracted general activity (UDA)	14,442
Carry forward general activity (UDA)	0
18/19 Contracted orthodontic activity (UOA)	0
Carry forward orthodontic activity (UOA)	0
Baseline contract value	£505,508.20

ACCESS*

Patients seen in 24 months	Total	Change since previous quarter
Quarter ending September 2017	5,205	
Quarter ending December 2017	5,148	↓
Quarter ending March 2018	5,177	→
Quarter ending June 2018	5,114	↓
Quarter ending September 2018	5,077	→
Variance since September 2017	(2.5%)	↓



ACTIVITY



Month	Adjusted Scheduled Activity (UDA)	
	2018	2019
April	612	658
May	1,855	1,815
June	2,847	2,526
July	4,074	3,830
August	5,141	4,807
September	6,152	5,921
October	7,428	
November	8,755	
December	10,000	
January	10,998	
February	12,484	
March	13,443	
April	13,864	
May	13,867	
June	13,870	

QUALITY

	Quantity	Base Number	Contract	AT	Region	England
% of FP17s for the same patient ID Re-attending within 3 months - Children	35	656	5.3%	9.4%	12.2%	11.6%
% of FP17s for the same patient ID Re-attending within 3 months - Adults	233	2,615	8.9%	12.8%	15.8%	15.5%
% of FP17s for the same patient ID Re-attending between 3 & 9 months - Children	405	656	61.7%	63.3%	60.3%	58.8%
% of FP17s for the same patient ID Re-attending between 3 & 9 months - Adults	1,107	2,615	42.3%	55.1%	53.5%	51.1%
% of FP17s for Band 1 Urgent Courses	154	3,146	4.9%	7.6%	9.1%	9.0%
% of FP17s Relating to Free Repair or Replacements	10	3,146	0.3%	0.9%	1.0%	0.8%
% of FP17s Relating to Continuations	45	3,146	1.4%	0.9%	1.0%	0.9%
% of Patients satisfied with the dentistry they have received	3	4	N/A	94.0%	93.6%	93.3%
% of Patients satisfied with the time they had to wait for an appointment	4	4	N/A	89.0%	89.8%	88.9%

* This is based on patients treated on this contract for their most recent course of treatment. Figures in italics indicate the base number of FP17s or Patient Questionnaire responses are less than 100. N/A is shown where the base number of responses is less than 10 during the period. % is calculated as Quantity/Base number*100

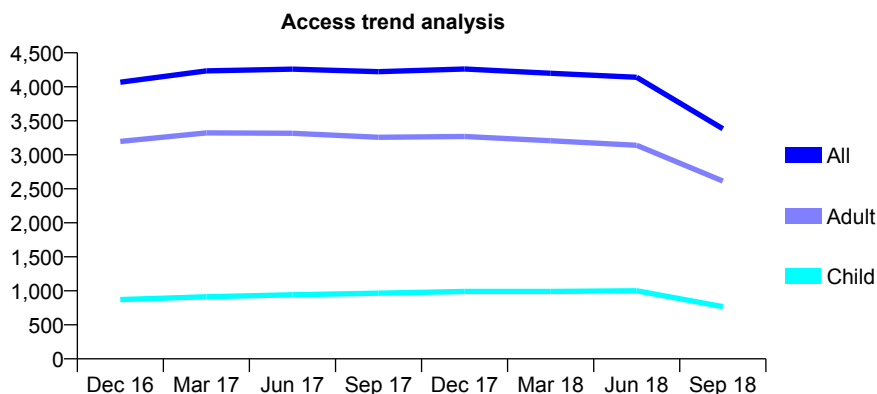
Q50 - Vital Signs At a Glance Contract Report for 137545/0001 - September 2018

Name or company name	The Dental Design Studio
Contract type name	GDS Contract
Purpose of contract	General
Contract start date	01/05/2015
Contract end date	

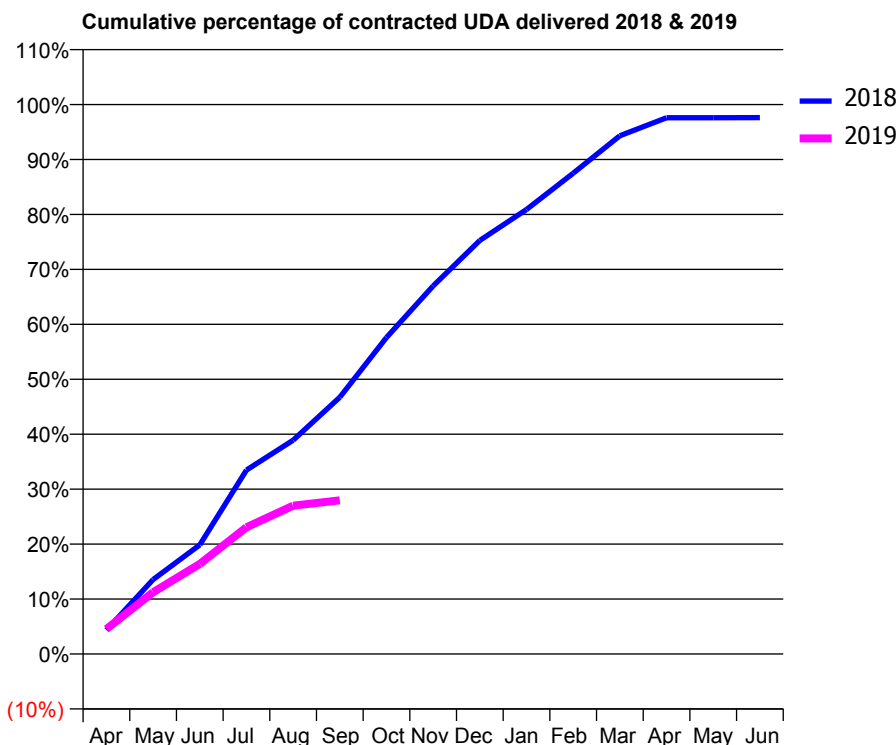
18/19 Contracted general activity (UDA)	11,000
Carry forward general activity (UDA)	0
18/19 Contracted orthodontic activity (UOA)	0
Carry forward orthodontic activity (UOA)	0
Baseline contract value	£354,877.95

ACCESS*

Patients seen in 24 months	Total	Change since previous quarter
Quarter ending September 2017	4,223	
Quarter ending December 2017	4,261	→
Quarter ending March 2018	4,199	↓
Quarter ending June 2018	4,141	↓
Quarter ending September 2018	3,383	↓
Variance since September 2017	(19.9%)	↓



ACTIVITY



Month	Adjusted Scheduled Activity (UDA)	
	2018	2019
April	479	500
May	1,491	1,237
June	2,185	1,804
July	3,682	2,538
August	4,281	2,970
September	5,140	3,076
October	6,336	
November	7,368	
December	8,279	
January	8,899	
February	9,625	
March	10,374	
April	10,736	
May	10,736	
June	10,737	

QUALITY

	Quantity	Base Number	Contract	AT	Region	England
% of FP17s for the same patient ID Re-attending within 3 months - Children	33	603	5.5%	9.4%	12.2%	11.6%
% of FP17s for the same patient ID Re-attending within 3 months - Adults	193	1,481	13.0%	12.8%	15.8%	15.5%
% of FP17s for the same patient ID Re-attending between 3 & 9 months - Children	415	603	68.8%	63.3%	60.3%	58.8%
% of FP17s for the same patient ID Re-attending between 3 & 9 months - Adults	991	1,481	66.9%	55.1%	53.5%	51.1%
% of FP17s for Band 1 Urgent Courses	157	1,904	8.2%	7.6%	9.1%	9.0%
% of FP17s Relating to Free Repair or Replacements	9	1,904	0.5%	0.9%	1.0%	0.8%
% of FP17s Relating to Continuations	36	1,904	1.9%	0.9%	1.0%	0.9%
% of Patients satisfied with the dentistry they have received	1	1	N/A	94.0%	93.6%	93.3%
% of Patients satisfied with the time they had to wait for an appointment	0	1	N/A	89.0%	89.8%	88.9%

* This is based on patients treated on this contract for their most recent course of treatment. Figures in italics indicate the base number of FP17s or Patient Questionnaire responses are less than 100. N/A is shown where the base number of responses is less than 10 during the period. % is calculated as Quantity/Base number*100

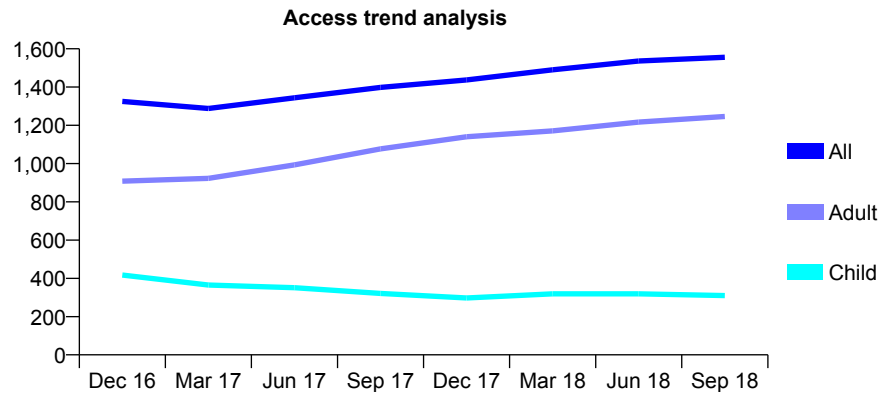
Q50 - Vital Signs At a Glance Contract Report for 137561/0001 - September 2018

Name or company name	The Limes Dental Practice
Contract type name	GDS Contract
Purpose of contract	General
Contract start date	01/09/2011
Contract end date	

18/19 Contracted general activity (UDA)	3,877
Carry forward general activity (UDA)	0
18/19 Contracted orthodontic activity (UOA)	0
Carry forward orthodontic activity (UOA)	0
Baseline contract value	£122,712.53

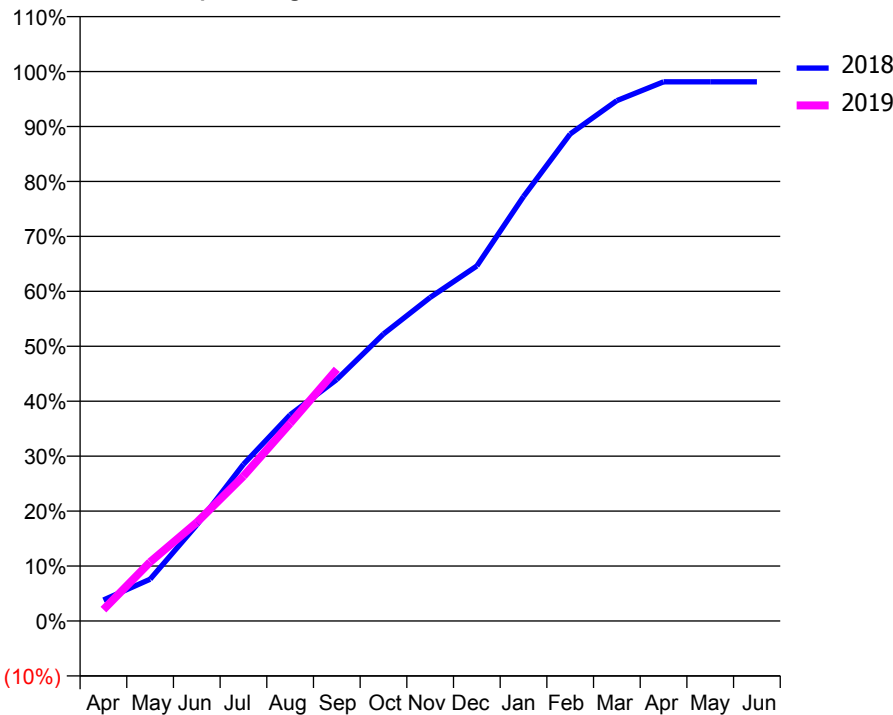
ACCESS*

Patients seen in 24 months	Total	Change since previous quarter
Quarter ending September 2017	1,398	
Quarter ending December 2017	1,437	↑
Quarter ending March 2018	1,490	↑
Quarter ending June 2018	1,536	↑
Quarter ending September 2018	1,556	→
Variance since September 2017	11.3%	↑



ACTIVITY

Cumulative percentage of contracted UDA delivered 2018 & 2019



Month	Adjusted Scheduled Activity (UDA)	
	2018	2019
April	148	81
May	295	416
June	678	696
July	1,106	1,022
August	1,455	1,395
September	1,704	1,776
October	2,025	
November	2,283	
December	2,505	
January	2,995	
February	3,436	
March	3,672	
April	3,804	
May	3,804	
June	3,804	

QUALITY

	Quantity	Base Number	Contract	AT	Region	England
% of FP17s for the same patient ID Re-attending within 3 months - Children	6	258	2.3%	9.4%	12.2%	11.6%
% of FP17s for the same patient ID Re-attending within 3 months - Adults	63	821	7.7%	12.8%	15.8%	15.5%
% of FP17s for the same patient ID Re-attending between 3 & 9 months - Children	132	258	51.2%	63.3%	60.3%	58.8%
% of FP17s for the same patient ID Re-attending between 3 & 9 months - Adults	245	821	29.8%	55.1%	53.5%	51.1%
% of FP17s for Band 1 Urgent Courses	59	1,030	5.7%	7.6%	9.1%	9.0%
% of FP17s Relating to Free Repair or Replacements	21	1,030	2.0%	0.9%	1.0%	0.8%
% of FP17s Relating to Continuations	15	1,030	1.5%	0.9%	1.0%	0.9%
% of Patients satisfied with the dentistry they have received	0	0	N/A	94.0%	93.6%	93.3%
% of Patients satisfied with the time they had to wait for an appointment	0	0	N/A	89.0%	89.8%	88.9%

* This is based on patients treated on this contract for their most recent course of treatment. Figures in italics indicate the base number of FP17s or Patient Questionnaire responses are less than 100. N/A is shown where the base number of responses is less than 10 during the period. % is calculated as Quantity/Base number*100

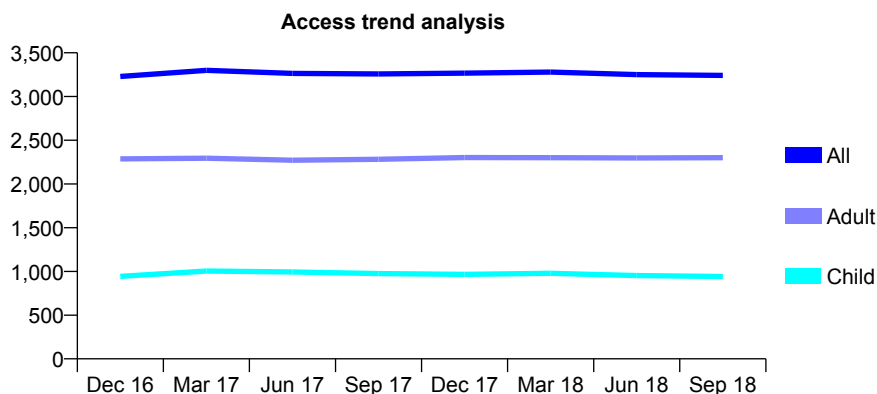
Q50 - Vital Signs At a Glance Contract Report for 139017/0001 - September 2018

Name or company name	Bottesford Dental Practice
Contract type name	GDS Contract
Purpose of contract	General
Contract start date	01/06/2011
Contract end date	

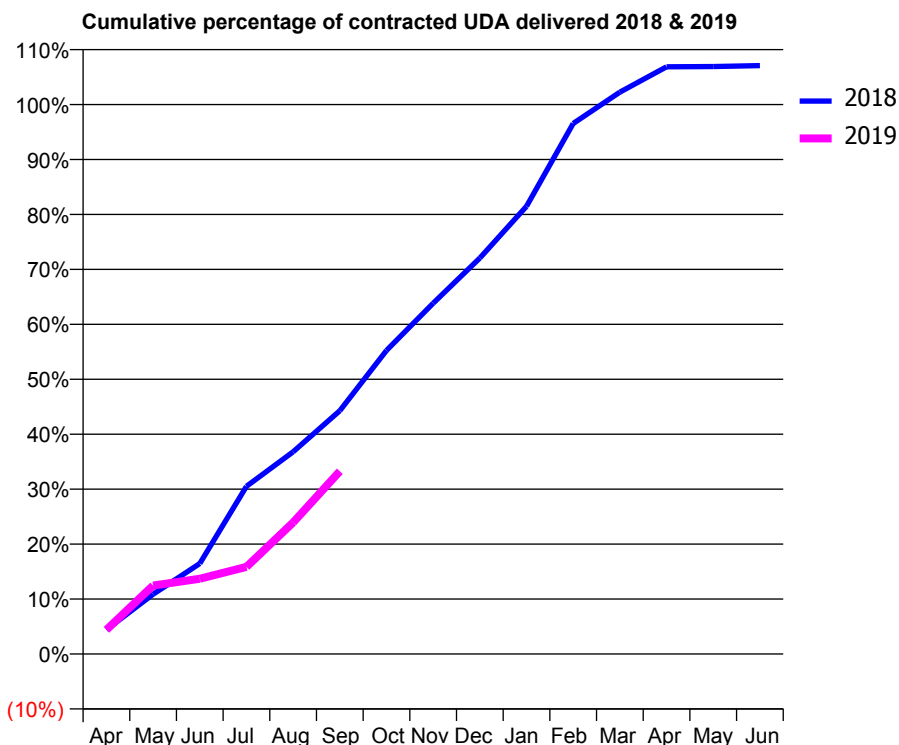
18/19 Contracted general activity (UDA)	7,204
Carry forward general activity (UDA)	0
18/19 Contracted orthodontic activity (UOA)	0
Carry forward orthodontic activity (UOA)	0
Baseline contract value	£224,868.28

ACCESS*

Patients seen in 24 months	Total	Change since previous quarter
Quarter ending September 2017	3,258	
Quarter ending December 2017	3,268	→
Quarter ending March 2018	3,280	→
Quarter ending June 2018	3,250	→
Quarter ending September 2018	3,242	→
Variance since September 2017	(0.5%)	→



ACTIVITY



Month	Adjusted Scheduled Activity (UDA)	
	2018	2019
April	320	318
May	784	898
June	1,186	986
July	2,198	1,142
August	2,652	1,724
September	3,189	2,397
October	3,981	
November	4,599	
December	5,191	
January	5,870	
February	6,956	
March	7,367	
April	7,698	
May	7,702	
June	7,714	

QUALITY

	Quantity	Base Number	Contract	AT	Region	England
% of FP17s for the same patient ID Re-attending within 3 months - Children	12	526	2.3%	9.4%	12.2%	11.6%
% of FP17s for the same patient ID Re-attending within 3 months - Adults	63	929	6.8%	12.8%	15.8%	15.5%
% of FP17s for the same patient ID Re-attending between 3 & 9 months - Children	268	526	51.0%	63.3%	60.3%	58.8%
% of FP17s for the same patient ID Re-attending between 3 & 9 months - Adults	293	929	31.5%	55.1%	53.5%	51.1%
% of FP17s for Band 1 Urgent Courses	68	1,300	5.2%	7.6%	9.1%	9.0%
% of FP17s Relating to Free Repair or Replacements	18	1,300	1.4%	0.9%	1.0%	0.8%
% of FP17s Relating to Continuations	6	1,300	0.5%	0.9%	1.0%	0.9%
% of Patients satisfied with the dentistry they have received	1	1	N/A	94.0%	93.6%	93.3%
% of Patients satisfied with the time they had to wait for an appointment	1	1	N/A	89.0%	89.8%	88.9%

* This is based on patients treated on this contract for their most recent course of treatment. Figures in italics indicate the base number of FP17s or Patient Questionnaire responses are less than 100. N/A is shown where the base number of responses is less than 10 during the period. % is calculated as Quantity/Base number*100

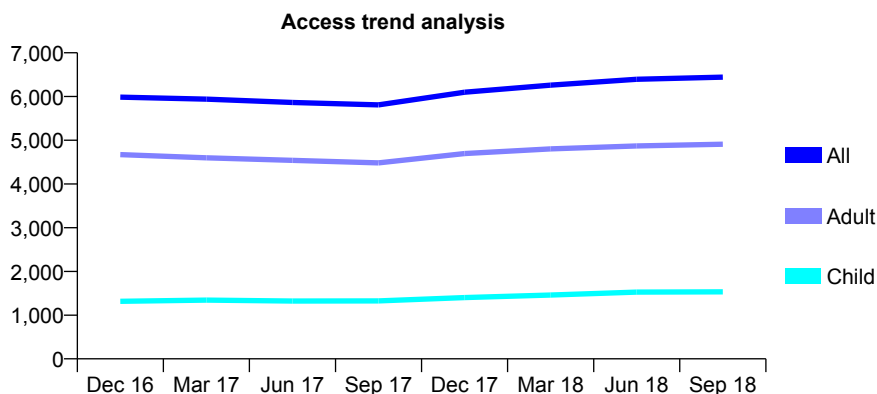
Q50 - Vital Signs At a Glance Contract Report for 139300/0001 - September 2018

Name or company name	Grassington Dental Care Ltd
Contract type name	GDS Contract
Purpose of contract	General
Contract start date	01/07/2014
Contract end date	

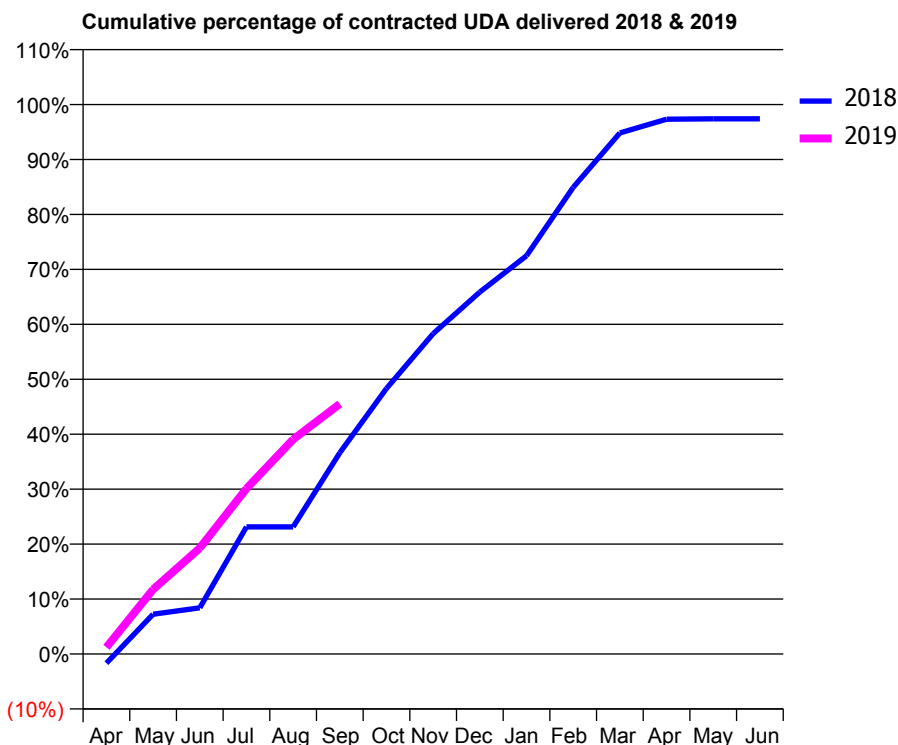
18/19 Contracted general activity (UDA)	16,308
Carry forward general activity (UDA)	0
18/19 Contracted orthodontic activity (UOA)	0
Carry forward orthodontic activity (UOA)	0
Baseline contract value	£440,495.88

ACCESS*

Patients seen in 24 months	Total	Change since previous quarter
Quarter ending September 2017	5,809	
Quarter ending December 2017	6,098	↑
Quarter ending March 2018	6,261	↑
Quarter ending June 2018	6,396	↑
Quarter ending September 2018	6,442	→
Variance since September 2017	10.9%	↑



ACTIVITY



Month	Adjusted Scheduled Activity (UDA)	
	2018	2019
April	-274	198
May	1,182	1,918
June	1,371	3,145
July	3,772	4,910
August	3,772	6,368
September	5,975	7,424
October	7,882	
November	9,507	
December	10,743	
January	11,819	
February	13,850	
March	15,464	
April	15,871	
May	15,884	
June	15,884	

QUALITY

	Quantity	Base Number	Contract	AT	Region	England
% of FP17s for the same patient ID Re-attending within 3 months - Children	72	1,272	5.7%	9.4%	12.2%	11.6%
% of FP17s for the same patient ID Re-attending within 3 months - Adults	478	3,325	14.4%	12.8%	15.8%	15.5%
% of FP17s for the same patient ID Re-attending between 3 & 9 months - Children	853	1,272	67.1%	63.3%	60.3%	58.8%
% of FP17s for the same patient ID Re-attending between 3 & 9 months - Adults	1,849	3,325	55.6%	55.1%	53.5%	51.1%
% of FP17s for Band 1 Urgent Courses	397	4,364	9.1%	7.6%	9.1%	9.0%
% of FP17s Relating to Free Repair or Replacements	36	4,364	0.8%	0.9%	1.0%	0.8%
% of FP17s Relating to Continuations	76	4,364	1.7%	0.9%	1.0%	0.9%
% of Patients satisfied with the dentistry they have received	5	5	N/A	94.0%	93.6%	93.3%
% of Patients satisfied with the time they had to wait for an appointment	5	5	N/A	89.0%	89.8%	88.9%

* This is based on patients treated on this contract for their most recent course of treatment. Figures in italics indicate the base number of FP17s or Patient Questionnaire responses are less than 100. N/A is shown where the base number of responses is less than 10 during the period. % is calculated as Quantity/Base number*100

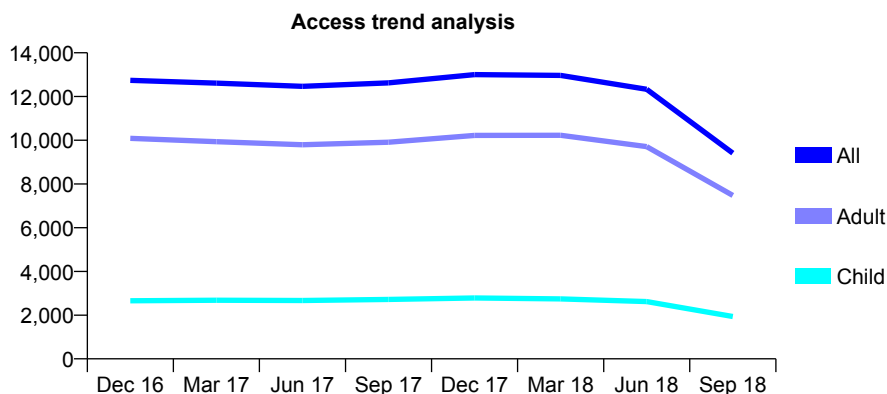
Q50 - Vital Signs At a Glance Contract Report for 142921/0001 - September 2018

Name or company name	Andrew Burnell
Contract type name	PDS Contract
Purpose of contract	General
Contract start date	01/06/2010
Contract end date	31/05/2018

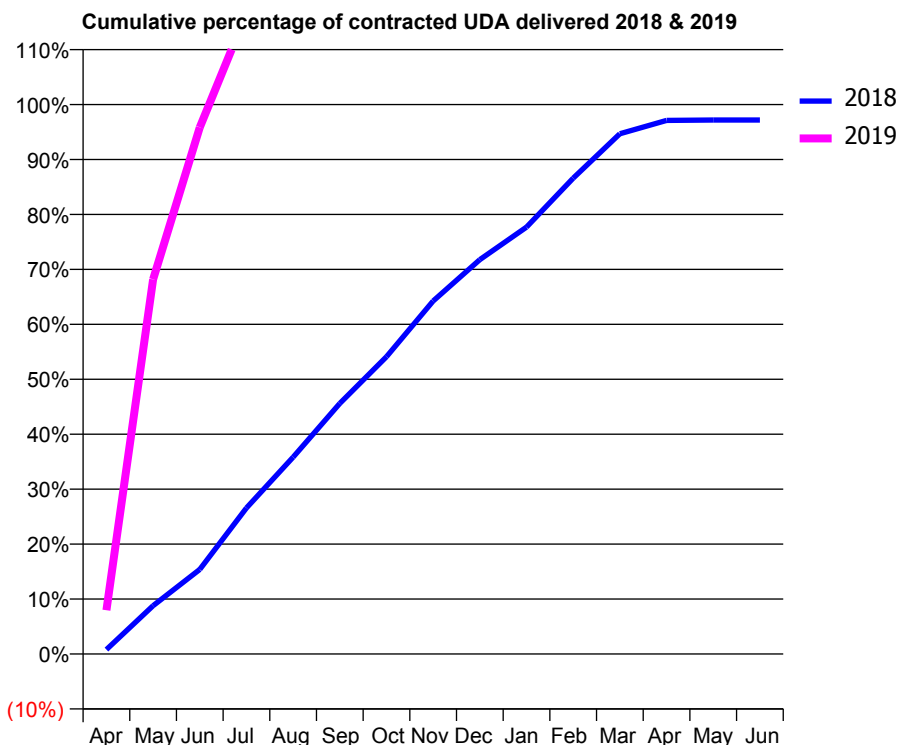
18/19 Contracted general activity (UDA)	6,033
Carry forward general activity (UDA)	0
18/19 Contracted orthodontic activity (UOA)	0
Carry forward orthodontic activity (UOA)	0
Baseline contract value	£215,648.69

ACCESS*

Patients seen in 24 months	Total	Change since previous quarter
Quarter ending September 2017	12,627	
Quarter ending December 2017	13,000	↑
Quarter ending March 2018	12,969	→
Quarter ending June 2018	12,330	↓
Quarter ending September 2018	9,410	↓
Variance since September 2017	(25.5%)	↓



ACTIVITY



Month	Adjusted Scheduled Activity (UDA)	
	2018	2019
April	296	481
May	3,183	4,113
June	5,570	5,782
July	9,622	7,031
August	12,967	7,450
September	16,509	7,649
October	19,583	
November	23,261	
December	25,979	
January	28,128	
February	31,346	
March	34,276	
April	35,154	
May	35,178	
June	35,181	

QUALITY

	Quantity	Base Number	Contract	AT	Region	England
% of FP17s for the same patient ID Re-attending within 3 months - Children	65	679	9.6%	9.4%	12.2%	11.6%
% of FP17s for the same patient ID Re-attending within 3 months - Adults	568	2,591	21.9%	12.8%	15.8%	15.5%
% of FP17s for the same patient ID Re-attending between 3 & 9 months - Children	291	679	42.9%	63.3%	60.3%	58.8%
% of FP17s for the same patient ID Re-attending between 3 & 9 months - Adults	838	2,591	32.3%	55.1%	53.5%	51.1%
% of FP17s for Band 1 Urgent Courses	671	2,910	23.1%	7.6%	9.1%	9.0%
% of FP17s Relating to Free Repair or Replacements	16	2,910	0.5%	0.9%	1.0%	0.8%
% of FP17s Relating to Continuations	42	2,910	1.4%	0.9%	1.0%	0.9%
% of Patients satisfied with the dentistry they have received	5	7	N/A	94.0%	93.6%	93.3%
% of Patients satisfied with the time they had to wait for an appointment	4	7	N/A	89.0%	89.8%	88.9%

* This is based on patients treated on this contract for their most recent course of treatment. Figures in italics indicate the base number of FP17s or Patient Questionnaire responses are less than 100. N/A is shown where the base number of responses is less than 10 during the period. % is calculated as Quantity/Base number*100

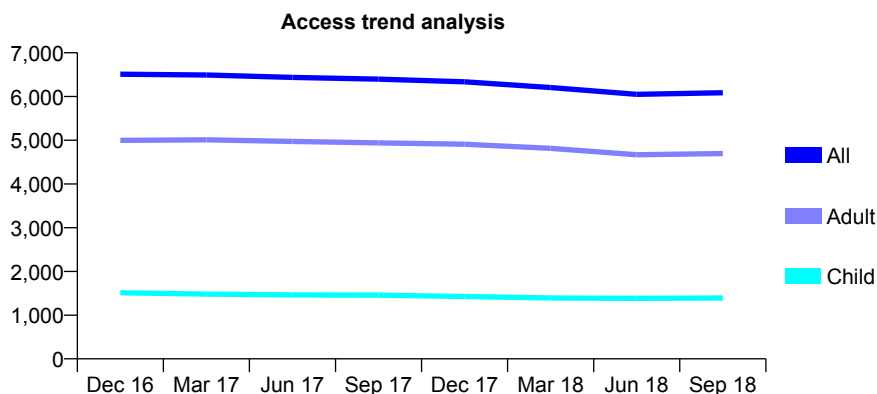
Q50 - Vital Signs At a Glance Contract Report for 143332/0001 - September 2018

Name or company name	Cleethorpes Dental Practice Limited
Contract type name	GDS Contract
Purpose of contract	General
Contract start date	01/07/2012
Contract end date	

18/19 Contracted general activity (UDA)	21,404
Carry forward general activity (UDA)	0
18/19 Contracted orthodontic activity (UOA)	0
Carry forward orthodontic activity (UOA)	0
Baseline contract value	£709,410.78

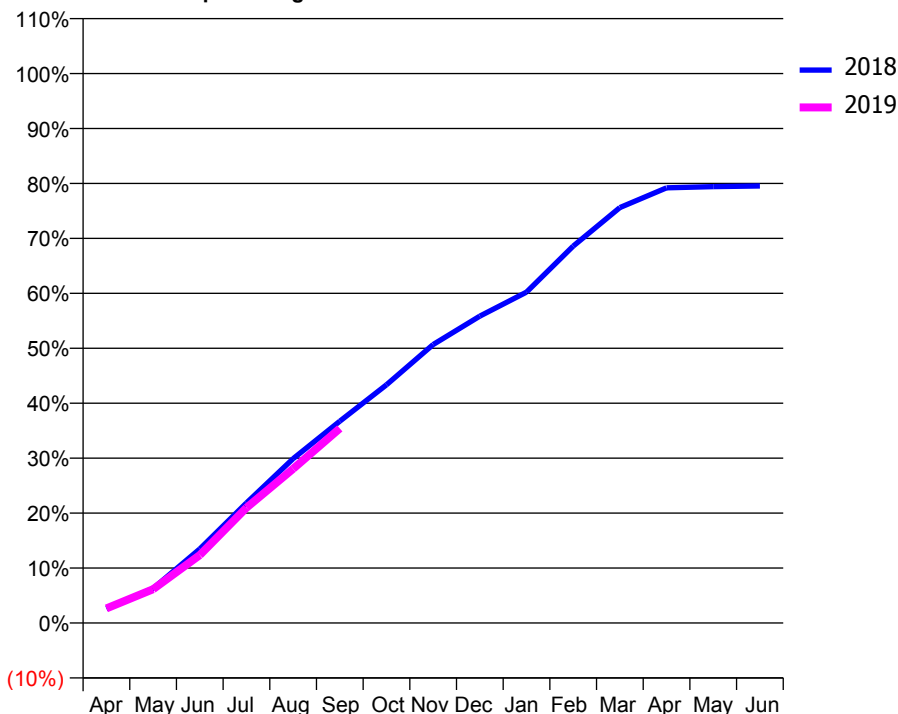
ACCESS*

Patients seen in 24 months	Total	Change since previous quarter
Quarter ending September 2017	6,398	
Quarter ending December 2017	6,336	→
Quarter ending March 2018	6,205	↓
Quarter ending June 2018	6,050	↓
Quarter ending September 2018	6,086	→
Variance since September 2017	(4.9%)	↓



ACTIVITY

Cumulative percentage of contracted UDA delivered 2018 & 2019



Adjusted Scheduled Activity (UDA)

Month	2018	2019
April	559	568
May	1,347	1,318
June	2,887	2,648
July	4,679	4,491
August	6,401	6,009
September	7,863	7,582
October	9,281	
November	10,850	
December	11,952	
January	12,890	
February	14,683	
March	16,181	
April	16,953	
May	16,998	
June	17,022	

QUALITY

	Quantity	Base Number	Contract	AT	Region	England
% of FP17s for the same patient ID Re-attending within 3 months - Children	53	952	5.6%	9.4%	12.2%	11.6%
% of FP17s for the same patient ID Re-attending within 3 months - Adults	402	2,979	13.5%	12.8%	15.8%	15.5%
% of FP17s for the same patient ID Re-attending between 3 & 9 months - Children	532	952	55.9%	63.3%	60.3%	58.8%
% of FP17s for the same patient ID Re-attending between 3 & 9 months - Adults	1,512	2,979	50.8%	55.1%	53.5%	51.1%
% of FP17s for Band 1 Urgent Courses	129	3,601	3.6%	7.6%	9.1%	9.0%
% of FP17s Relating to Free Repair or Replacements	64	3,601	1.8%	0.9%	1.0%	0.8%
% of FP17s Relating to Continuations	36	3,601	1.0%	0.9%	1.0%	0.9%
% of Patients satisfied with the dentistry they have received	1	1	N/A	94.0%	93.6%	93.3%
% of Patients satisfied with the time they had to wait for an appointment	1	1	N/A	89.0%	89.8%	88.9%

* This is based on patients treated on this contract for their most recent course of treatment. Figures in italics indicate the base number of FP17s or Patient Questionnaire responses are less than 100. N/A is shown where the base number of responses is less than 10 during the period. % is calculated as Quantity/Base number*100

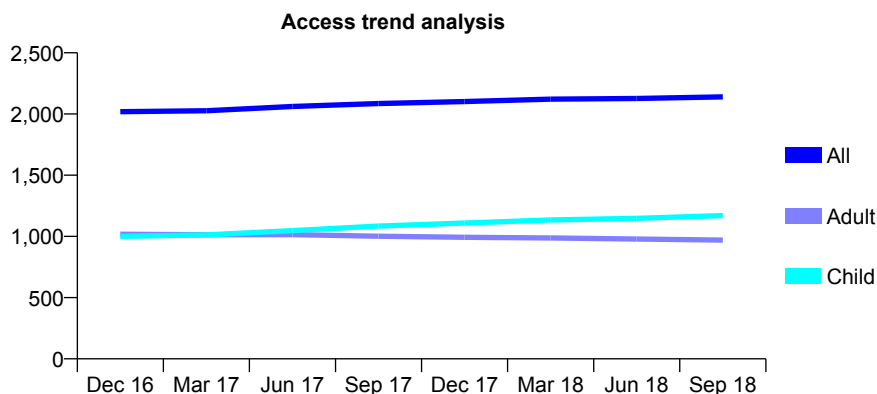
Q50 - Vital Signs At a Glance Contract Report for 143464/0001 - September 2018

Name or company name	The Dental Health Practice Ltd.
Contract type name	GDS Contract
Purpose of contract	General and Orthodontic
Contract start date	01/01/2009
Contract end date	

18/19 Contracted general activity (UDA)	5,931
Carry forward general activity (UDA)	0
18/19 Contracted orthodontic activity (UOA)	585
Carry forward orthodontic activity (UOA)	0
Baseline contract value	£225,454.16

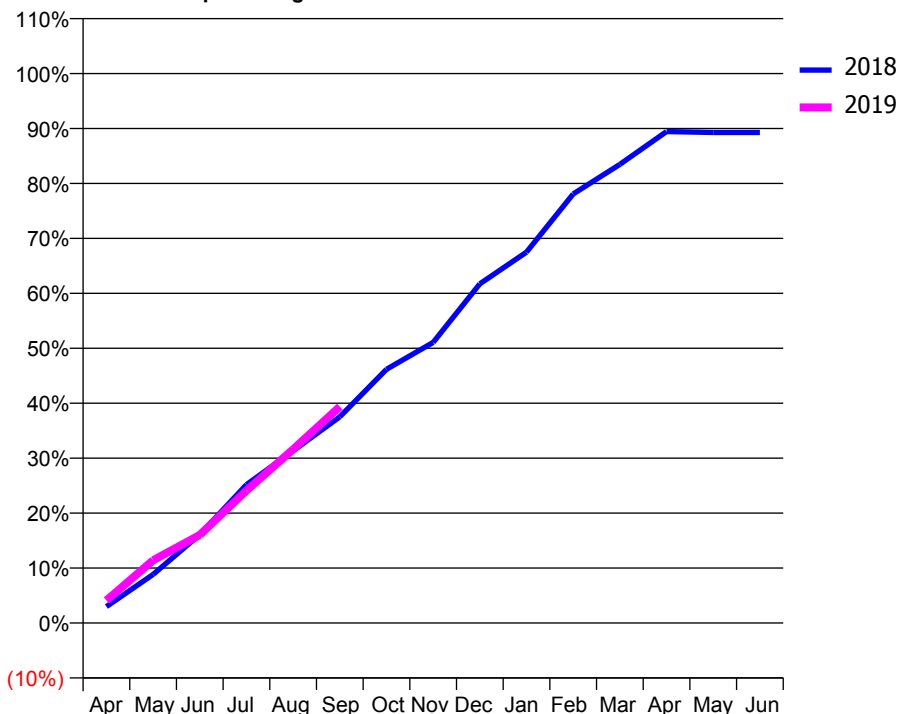
ACCESS*

Patients seen in 24 months	Total	Change since previous quarter
Quarter ending September 2017	2,086	
Quarter ending December 2017	2,102	→
Quarter ending March 2018	2,121	→
Quarter ending June 2018	2,127	→
Quarter ending September 2018	2,140	→
Variance since September 2017	2.6%	↑



ACTIVITY

Cumulative percentage of contracted UDA delivered 2018 & 2019



Adjusted Scheduled Activity (UDA)

Month	2018	2019
April	177	244
May	524	677
June	955	950
July	1,493	1,430
August	1,859	1,875
September	2,226	2,336
October	2,738	
November	3,029	
December	3,661	
January	4,004	
February	4,631	
March	4,951	
April	5,304	
May	5,295	
June	5,295	

QUALITY

	Quantity	Base Number	Contract	AT	Region	England
% of FP17s for the same patient ID Re-attending within 3 months - Children	72	1,001	7.2%	9.4%	12.2%	11.6%
% of FP17s for the same patient ID Re-attending within 3 months - Adults	73	684	10.7%	12.8%	15.8%	15.5%
% of FP17s for the same patient ID Re-attending between 3 & 9 months - Children	680	1,001	67.9%	63.3%	60.3%	58.8%
% of FP17s for the same patient ID Re-attending between 3 & 9 months - Adults	418	684	61.1%	55.1%	53.5%	51.1%
% of FP17s for Band 1 Urgent Courses	43	1,441	3.0%	7.6%	9.1%	9.0%
% of FP17s Relating to Free Repair or Replacements	11	1,441	0.8%	0.9%	1.0%	0.8%
% of FP17s Relating to Continuations	6	1,441	0.4%	0.9%	1.0%	0.9%
% of Patients satisfied with the dentistry they have received	3	3	N/A	94.0%	93.6%	93.3%
% of Patients satisfied with the time they had to wait for an appointment	3	3	N/A	89.0%	89.8%	88.9%

* This is based on patients treated on this contract for their most recent course of treatment. Figures in italics indicate the base number of FP17s or Patient Questionnaire responses are less than 100. N/A is shown where the base number of responses is less than 10 during the period. % is calculated as Quantity/Base number*100

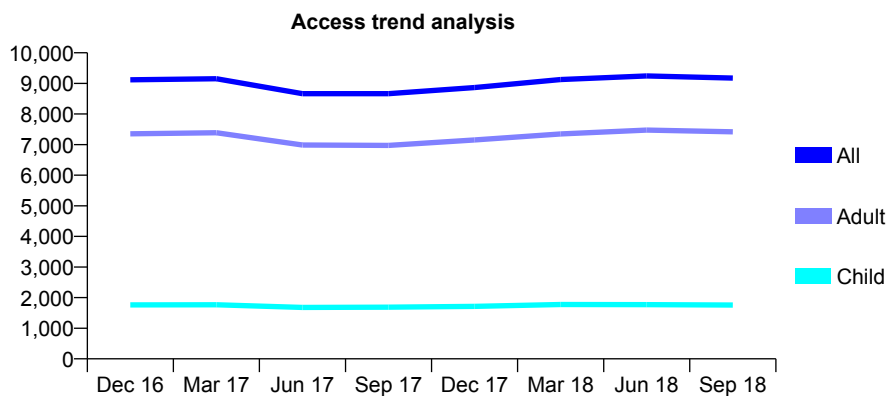
Q50 - Vital Signs At a Glance Contract Report for 143782/0001 - September 2018

Name or company name	Mr R Sharma
Contract type name	GDS Contract
Purpose of contract	General
Contract start date	01/04/2013
Contract end date	

18/19 Contracted general activity (UDA)	23,860
Carry forward general activity (UDA)	0
18/19 Contracted orthodontic activity (UOA)	0
Carry forward orthodontic activity (UOA)	0
Baseline contract value	£751,722.25

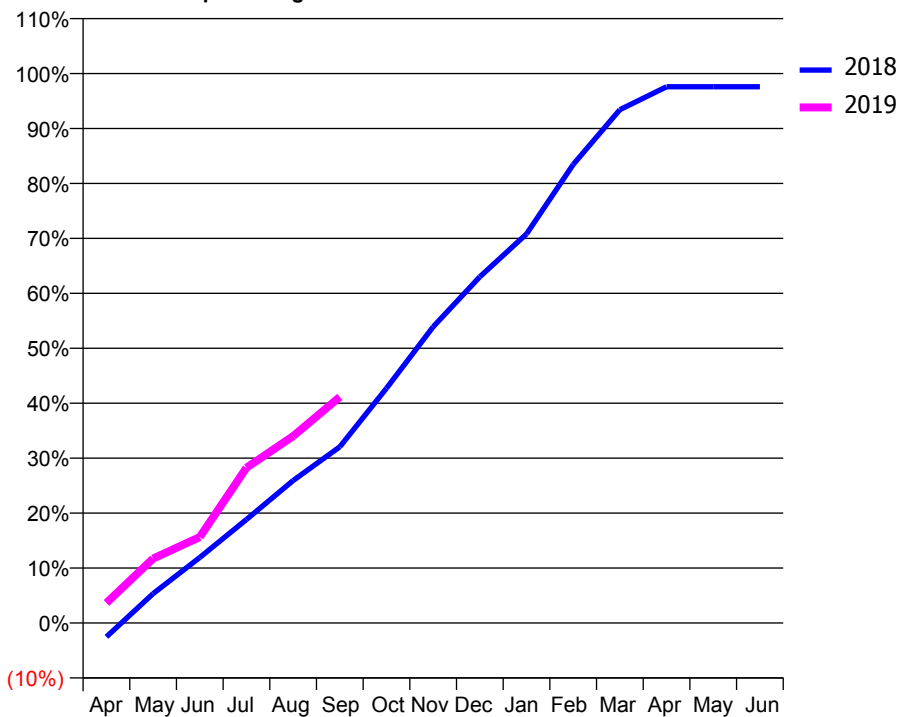
ACCESS*

Patients seen in 24 months	Total	Change since previous quarter
Quarter ending September 2017	8,664	
Quarter ending December 2017	8,867	↑
Quarter ending March 2018	9,125	↑
Quarter ending June 2018	9,246	→
Quarter ending September 2018	9,175	→
Variance since September 2017	5.9%	↑



ACTIVITY

Cumulative percentage of contracted UDA delivered 2018 & 2019



Month	Adjusted Scheduled Activity (UDA)	
	2018	2019
April	-604	870
May	1,275	2,800
June	2,845	3,731
July	4,496	6,745
August	6,187	8,113
September	7,650	9,818
October	10,194	
November	12,862	
December	15,035	
January	16,891	
February	19,911	
March	22,289	
April	23,282	
May	23,286	
June	23,286	

QUALITY

	Quantity	Base Number	Contract	AT	Region	England
% of FP17s for the same patient ID Re-attending within 3 months - Children	46	879	5.2%	9.4%	12.2%	11.6%
% of FP17s for the same patient ID Re-attending within 3 months - Adults	452	3,684	12.3%	12.8%	15.8%	15.5%
% of FP17s for the same patient ID Re-attending between 3 & 9 months - Children	428	879	48.7%	63.3%	60.3%	58.8%
% of FP17s for the same patient ID Re-attending between 3 & 9 months - Adults	1,386	3,684	37.6%	55.1%	53.5%	51.1%
% of FP17s for Band 1 Urgent Courses	436	4,260	10.2%	7.6%	9.1%	9.0%
% of FP17s Relating to Free Repair or Replacements	39	4,260	0.9%	0.9%	1.0%	0.8%
% of FP17s Relating to Continuations	56	4,260	1.3%	0.9%	1.0%	0.9%
% of Patients satisfied with the dentistry they have received	6	6	N/A	94.0%	93.6%	93.3%
% of Patients satisfied with the time they had to wait for an appointment	6	6	N/A	89.0%	89.8%	88.9%

* This is based on patients treated on this contract for their most recent course of treatment. Figures in italics indicate the base number of FP17s or Patient Questionnaire responses are less than 100. N/A is shown where the base number of responses is less than 10 during the period. % is calculated as Quantity/Base number*100

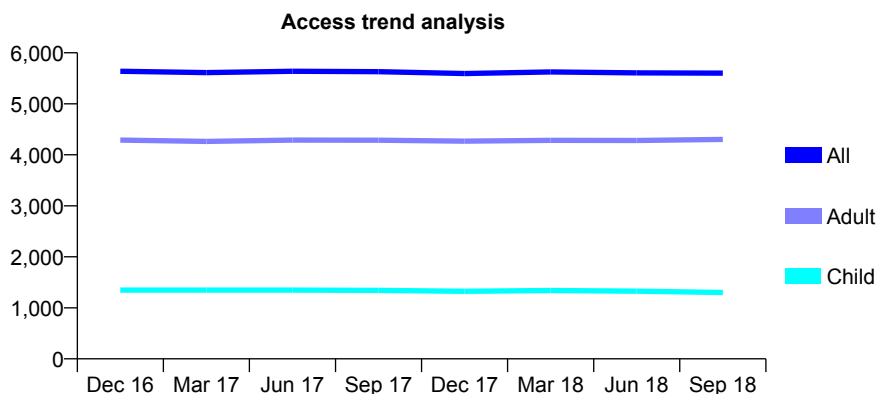
Q50 - Vital Signs At a Glance Contract Report for 145777/0001 - September 2018

Name or company name	Burnby Lane Dental Practice
Contract type name	GDS Contract
Purpose of contract	General
Contract start date	28/03/2014
Contract end date	

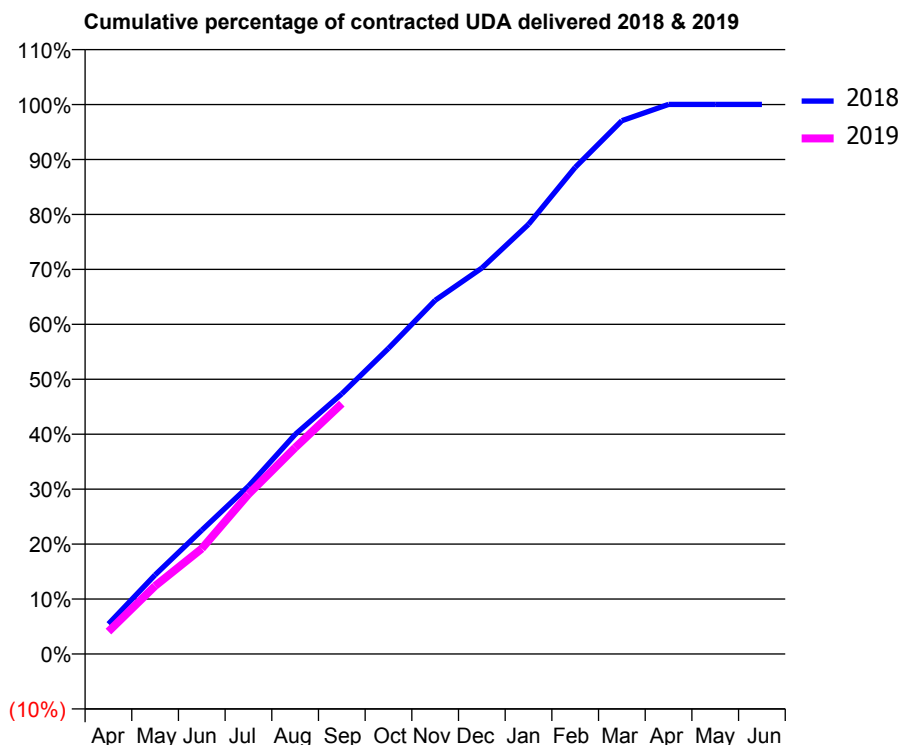
18/19 Contracted general activity (UDA)	14,520
Carry forward general activity (UDA)	0
18/19 Contracted orthodontic activity (UOA)	0
Carry forward orthodontic activity (UOA)	0
Baseline contract value	£417,329.91

ACCESS*

Patients seen in 24 months	Total	Change since previous quarter
Quarter ending September 2017	5,630	
Quarter ending December 2017	5,593	→
Quarter ending March 2018	5,624	→
Quarter ending June 2018	5,607	→
Quarter ending September 2018	5,602	→
Variance since September 2017	(0.5%)	→



ACTIVITY



Month	Adjusted Scheduled Activity (UDA)	
	2018	2019
April	794	592
May	2,090	1,798
June	3,273	2,785
July	4,435	4,222
August	5,800	5,454
September	6,877	6,615
October	8,077	
November	9,345	
December	10,200	
January	11,354	
February	12,858	
March	14,092	
April	14,522	
May	14,521	
June	14,522	

QUALITY

	Quantity	Base Number	Contract	AT	Region	England
% of FP17s for the same patient ID Re-attending within 3 months - Children	38	1,088	3.5%	9.4%	12.2%	11.6%
% of FP17s for the same patient ID Re-attending within 3 months - Adults	343	2,860	12.0%	12.8%	15.8%	15.5%
% of FP17s for the same patient ID Re-attending between 3 & 9 months - Children	798	1,088	73.3%	63.3%	60.3%	58.8%
% of FP17s for the same patient ID Re-attending between 3 & 9 months - Adults	1,326	2,860	46.4%	55.1%	53.5%	51.1%
% of FP17s for Band 1 Urgent Courses	308	3,718	8.3%	7.6%	9.1%	9.0%
% of FP17s Relating to Free Repair or Replacements	58	3,718	1.6%	0.9%	1.0%	0.8%
% of FP17s Relating to Continuations	46	3,718	1.2%	0.9%	1.0%	0.9%
% of Patients satisfied with the dentistry they have received	5	5	N/A	94.0%	93.6%	93.3%
% of Patients satisfied with the time they had to wait for an appointment	5	5	N/A	89.0%	89.8%	88.9%

* This is based on patients treated on this contract for their most recent course of treatment. Figures in italics indicate the base number of FP17s or Patient Questionnaire responses are less than 100. N/A is shown where the base number of responses is less than 10 during the period. % is calculated as Quantity/Base number*100

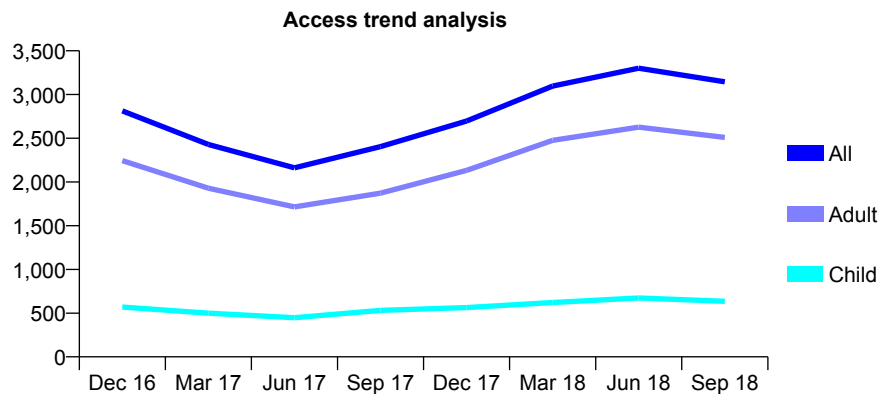
Q50 - Vital Signs At a Glance Contract Report for 146269/0001 - September 2018

Name or company name	Ishak Practices Ltd
Contract type name	GDS Contract
Purpose of contract	General
Contract start date	01/04/2011
Contract end date	

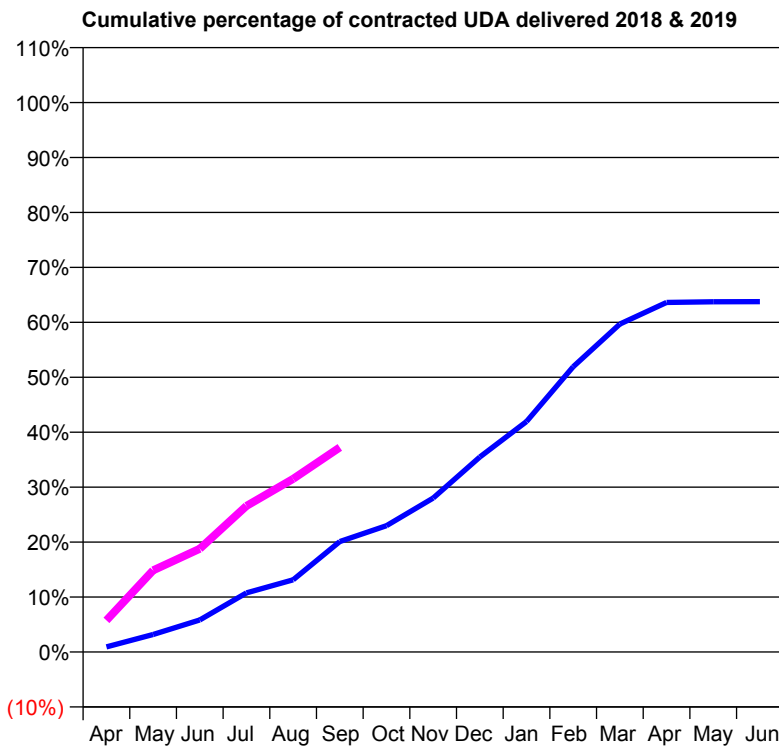
18/19 Contracted general activity (UDA)	16,000
Carry forward general activity (UDA)	0
18/19 Contracted orthodontic activity (UOA)	0
Carry forward orthodontic activity (UOA)	0
Baseline contract value	£433,886.71

ACCESS*

Patients seen in 24 months	Total	Change since previous quarter
Quarter ending September 2017	2,404	
Quarter ending December 2017	2,697	↑
Quarter ending March 2018	3,097	↑
Quarter ending June 2018	3,301	↑
Quarter ending September 2018	3,145	↓
Variance since September 2017	30.8%	↑



ACTIVITY



Adjusted Scheduled Activity (UDA)		
Month	2018	2019
April	148	922
May	512	2,379
June	934	3,008
July	1,724	4,254
August	2,101	5,040
September	3,215	5,957
October	3,679	
November	4,484	
December	5,678	
January	6,712	
February	8,306	
March	9,548	
April	10,179	
May	10,200	
June	10,202	

QUALITY

	Quantity	Base Number	Contract	AT	Region	England
% of FP17s for the same patient ID Re-attending within 3 months - Children	40	478	8.4%	9.4%	12.2%	11.6%
% of FP17s for the same patient ID Re-attending within 3 months - Adults	395	1,979	20.0%	12.8%	15.8%	15.5%
% of FP17s for the same patient ID Re-attending between 3 & 9 months - Children	209	478	43.7%	63.3%	60.3%	58.8%
% of FP17s for the same patient ID Re-attending between 3 & 9 months - Adults	811	1,979	41.0%	55.1%	53.5%	51.1%
% of FP17s for Band 1 Urgent Courses	322	2,234	14.4%	7.6%	9.1%	9.0%
% of FP17s Relating to Free Repair or Replacements	38	2,234	1.7%	0.9%	1.0%	0.8%
% of FP17s Relating to Continuations	71	2,234	3.2%	0.9%	1.0%	0.9%
% of Patients satisfied with the dentistry they have received	6	6	N/A	94.0%	93.6%	93.3%
% of Patients satisfied with the time they had to wait for an appointment	5	6	N/A	89.0%	89.8%	88.9%

* This is based on patients treated on this contract for their most recent course of treatment. Figures in italics indicate the base number of FP17s or Patient Questionnaire responses are less than 100. N/A is shown where the base number of responses is less than 10 during the period. % is calculated as Quantity/Base number*100

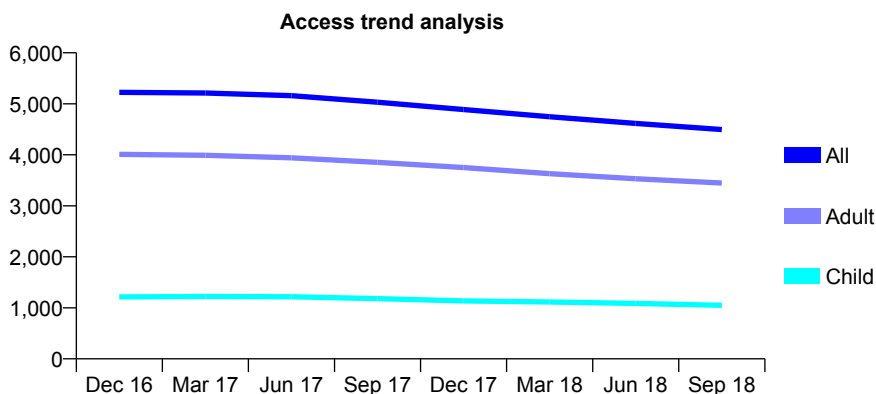
Q50 - Vital Signs At a Glance Contract Report for 146293/0001 - September 2018

Name or company name	Willerby Dental Care
Contract type name	GDS Contract
Purpose of contract	General
Contract start date	01/04/2009
Contract end date	

18/19 Contracted general activity (UDA)	12,500
Carry forward general activity (UDA)	0
18/19 Contracted orthodontic activity (UOA)	0
Carry forward orthodontic activity (UOA)	0
Baseline contract value	£403,388.07

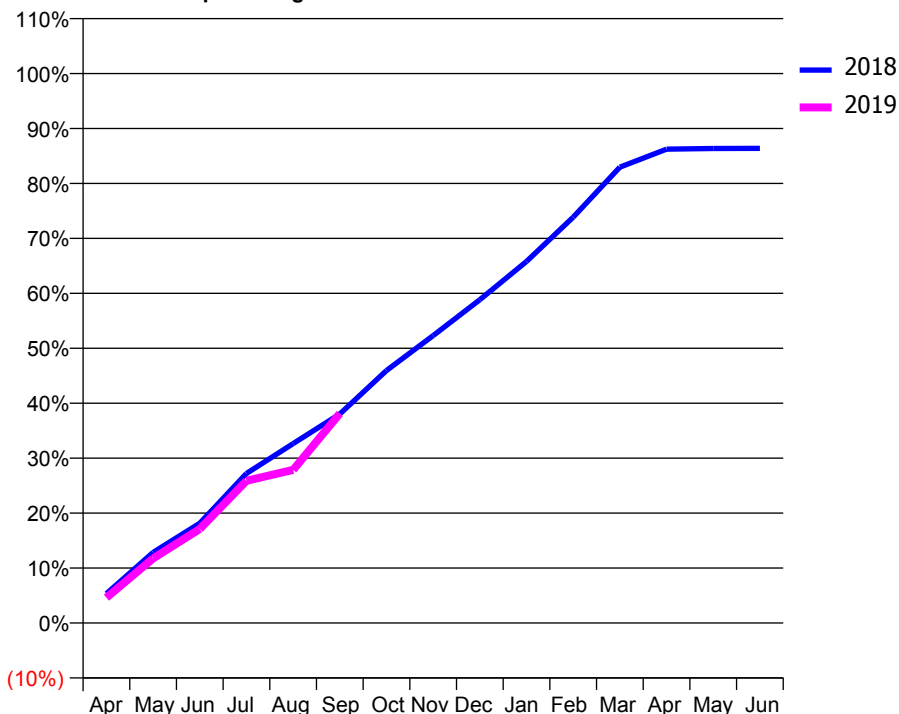
ACCESS*

Patients seen in 24 months	Total	Change since previous quarter
Quarter ending September 2017	5,032	
Quarter ending December 2017	4,887	↓
Quarter ending March 2018	4,746	↓
Quarter ending June 2018	4,616	↓
Quarter ending September 2018	4,495	↓
Variance since September 2017	(10.7%)	↓



ACTIVITY

Cumulative percentage of contracted UDA delivered 2018 & 2019



Month	Adjusted Scheduled Activity (UDA)	
	2018	2019
April	669	578
May	1,607	1,469
June	2,271	2,139
July	3,401	3,234
August	4,082	3,484
September	4,753	4,766
October	5,745	
November	6,538	
December	7,353	
January	8,224	
February	9,233	
March	10,370	
April	10,779	
May	10,795	
June	10,797	

QUALITY

	Quantity	Base Number	Contract	AT	Region	England
% of FP17s for the same patient ID Re-attending within 3 months - Children	64	972	6.6%	9.4%	12.2%	11.6%
% of FP17s for the same patient ID Re-attending within 3 months - Adults	262	2,174	12.1%	12.8%	15.8%	15.5%
% of FP17s for the same patient ID Re-attending between 3 & 9 months - Children	715	972	73.6%	63.3%	60.3%	58.8%
% of FP17s for the same patient ID Re-attending between 3 & 9 months - Adults	829	2,174	38.1%	55.1%	53.5%	51.1%
% of FP17s for Band 1 Urgent Courses	224	2,936	7.6%	7.6%	9.1%	9.0%
% of FP17s Relating to Free Repair or Replacements	13	2,936	0.4%	0.9%	1.0%	0.8%
% of FP17s Relating to Continuations	40	2,936	1.4%	0.9%	1.0%	0.9%
% of Patients satisfied with the dentistry they have received	6	6	N/A	94.0%	93.6%	93.3%
% of Patients satisfied with the time they had to wait for an appointment	6	6	N/A	89.0%	89.8%	88.9%

* This is based on patients treated on this contract for their most recent course of treatment. Figures in italics indicate the base number of FP17s or Patient Questionnaire responses are less than 100. N/A is shown where the base number of responses is less than 10 during the period. % is calculated as Quantity/Base number*100

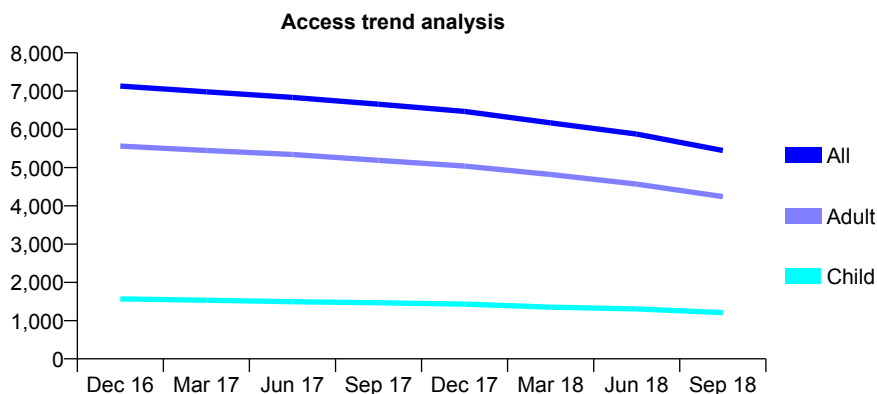
Q50 - Vital Signs At a Glance Contract Report for 148016/0001 - September 2018

Name or company name	CROMWELL DENTAL PRACTICE LIMITED
Contract type name	GDS Contract
Purpose of contract	General
Contract start date	01/01/2008
Contract end date	

18/19 Contracted general activity (UDA)	18,271
Carry forward general activity (UDA)	0
18/19 Contracted orthodontic activity (UOA)	0
Carry forward orthodontic activity (UOA)	0
Baseline contract value	£544,337.13

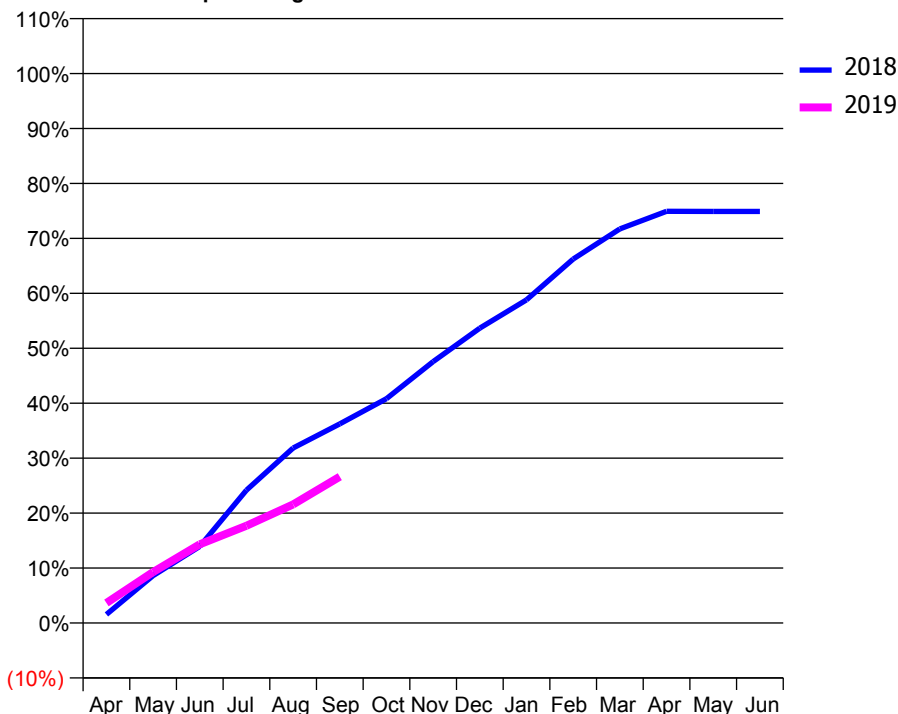
ACCESS*

Patients seen in 24 months	Total	Change since previous quarter
Quarter ending September 2017	6,655	
Quarter ending December 2017	6,468	↓
Quarter ending March 2018	6,169	↓
Quarter ending June 2018	5,874	↓
Quarter ending September 2018	5,447	↓
Variance since September 2017	(18.2%)	↓



ACTIVITY

Cumulative percentage of contracted UDA delivered 2018 & 2019



Adjusted Scheduled Activity (UDA)

Month	2018	2019
April	285	668
May	1,578	1,694
June	2,548	2,618
July	4,418	3,236
August	5,819	3,942
September	6,623	4,864
October	7,461	
November	8,691	
December	9,806	
January	10,747	
February	12,103	
March	13,105	
April	13,691	
May	13,685	
June	13,685	

QUALITY

	Quantity	Base Number	Contract	AT	Region	England
% of FP17s for the same patient ID Re-attending within 3 months - Children	28	616	4.5%	9.4%	12.2%	11.6%
% of FP17s for the same patient ID Re-attending within 3 months - Adults	151	1,717	8.8%	12.8%	15.8%	15.5%
% of FP17s for the same patient ID Re-attending between 3 & 9 months - Children	268	616	43.5%	63.3%	60.3%	58.8%
% of FP17s for the same patient ID Re-attending between 3 & 9 months - Adults	545	1,717	31.7%	55.1%	53.5%	51.1%
% of FP17s for Band 1 Urgent Courses	156	2,106	7.4%	7.6%	9.1%	9.0%
% of FP17s Relating to Free Repair or Replacements	20	2,106	0.9%	0.9%	1.0%	0.8%
% of FP17s Relating to Continuations	28	2,106	1.3%	0.9%	1.0%	0.9%
% of Patients satisfied with the dentistry they have received	4	4	N/A	94.0%	93.6%	93.3%
% of Patients satisfied with the time they had to wait for an appointment	3	4	N/A	89.0%	89.8%	88.9%

* This is based on patients treated on this contract for their most recent course of treatment. Figures in italics indicate the base number of FP17s or Patient Questionnaire responses are less than 100. N/A is shown where the base number of responses is less than 10 during the period. % is calculated as Quantity/Base number*100

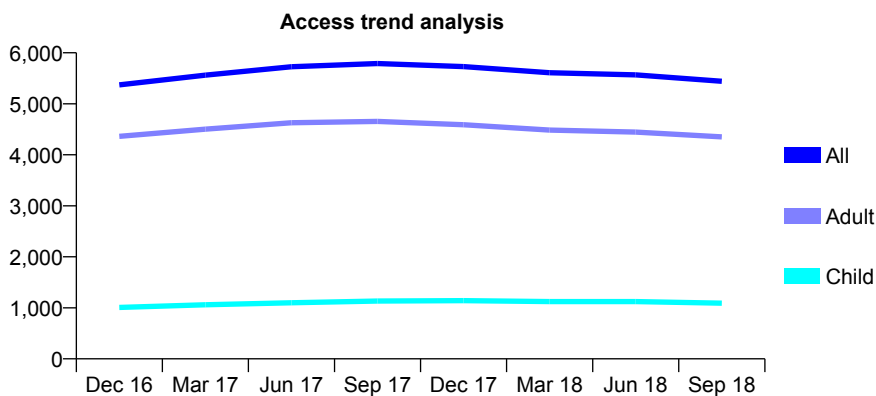
Q50 - Vital Signs At a Glance Contract Report for 149624/0001 - September 2018

Name or company name	Alpha Dental Kirkbymoorside
Contract type name	GDS Contract
Purpose of contract	General
Contract start date	01/11/2011
Contract end date	

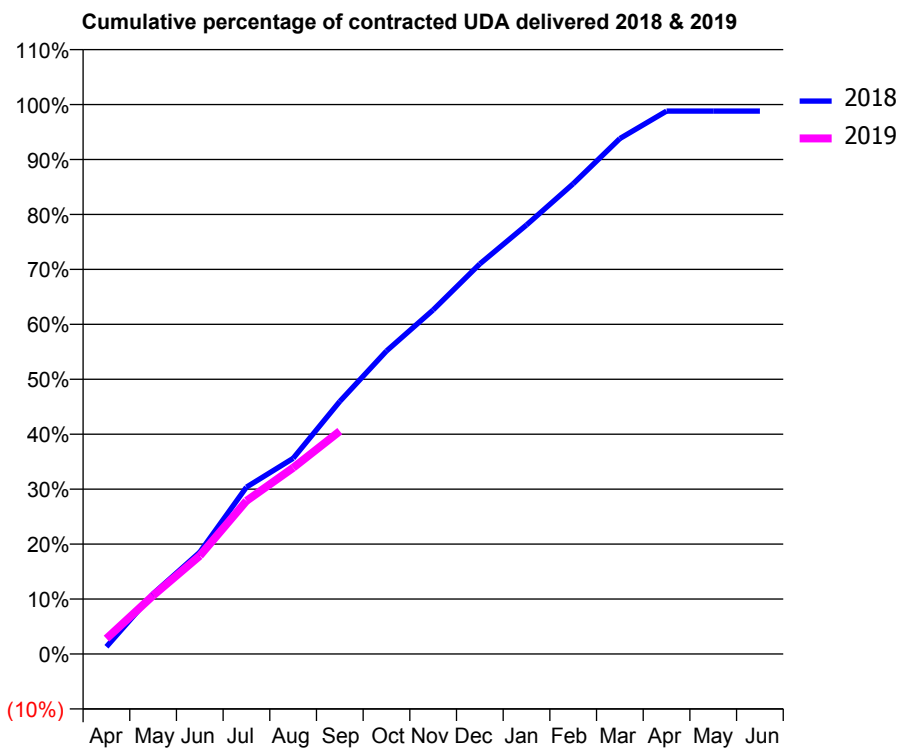
18/19 Contracted general activity (UDA)	13,809
Carry forward general activity (UDA)	0
18/19 Contracted orthodontic activity (UOA)	0
Carry forward orthodontic activity (UOA)	0
Baseline contract value	£339,813.01

ACCESS*

Patients seen in 24 months	Total	Change since previous quarter
Quarter ending September 2017	5,789	
Quarter ending December 2017	5,730	↓
Quarter ending March 2018	5,608	↓
Quarter ending June 2018	5,568	→
Quarter ending September 2018	5,443	↓
Variance since September 2017	(6.0%)	↓



ACTIVITY



Month	Adjusted Scheduled Activity (UDA)	
	2018	2019
April	181	388
May	1,512	1,469
June	2,557	2,468
July	4,195	3,848
August	4,916	4,680
September	6,348	5,602
October	7,616	
November	8,647	
December	9,803	
January	10,781	
February	11,816	
March	12,952	
April	13,644	
May	13,644	
June	13,644	

QUALITY

	Quantity	Base Number	Contract	AT	Region	England
% of FP17s for the same patient ID Re-attending within 3 months - Children	53	768	6.9%	9.4%	12.2%	11.6%
% of FP17s for the same patient ID Re-attending within 3 months - Adults	328	2,666	12.3%	12.8%	15.8%	15.5%
% of FP17s for the same patient ID Re-attending between 3 & 9 months - Children	434	768	56.5%	63.3%	60.3%	58.8%
% of FP17s for the same patient ID Re-attending between 3 & 9 months - Adults	1,352	2,666	50.7%	55.1%	53.5%	51.1%
% of FP17s for Band 1 Urgent Courses	126	2,898	4.3%	7.6%	9.1%	9.0%
% of FP17s Relating to Free Repair or Replacements	20	2,898	0.7%	0.9%	1.0%	0.8%
% of FP17s Relating to Continuations	34	2,898	1.2%	0.9%	1.0%	0.9%
% of Patients satisfied with the dentistry they have received	3	3	N/A	94.0%	93.6%	93.3%
% of Patients satisfied with the time they had to wait for an appointment	3	3	N/A	89.0%	89.8%	88.9%

* This is based on patients treated on this contract for their most recent course of treatment. Figures in italics indicate the base number of FP17s or Patient Questionnaire responses are less than 100. N/A is shown where the base number of responses is less than 10 during the period. % is calculated as Quantity/Base number*100

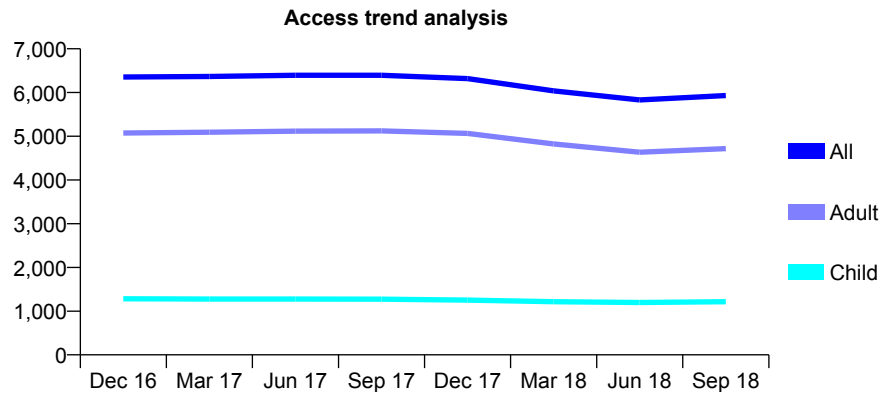
Q50 - Vital Signs At a Glance Contract Report for 149918/0001 - September 2018

Name or company name	North Park Dental Practice
Contract type name	GDS Contract
Purpose of contract	General
Contract start date	01/11/2008
Contract end date	

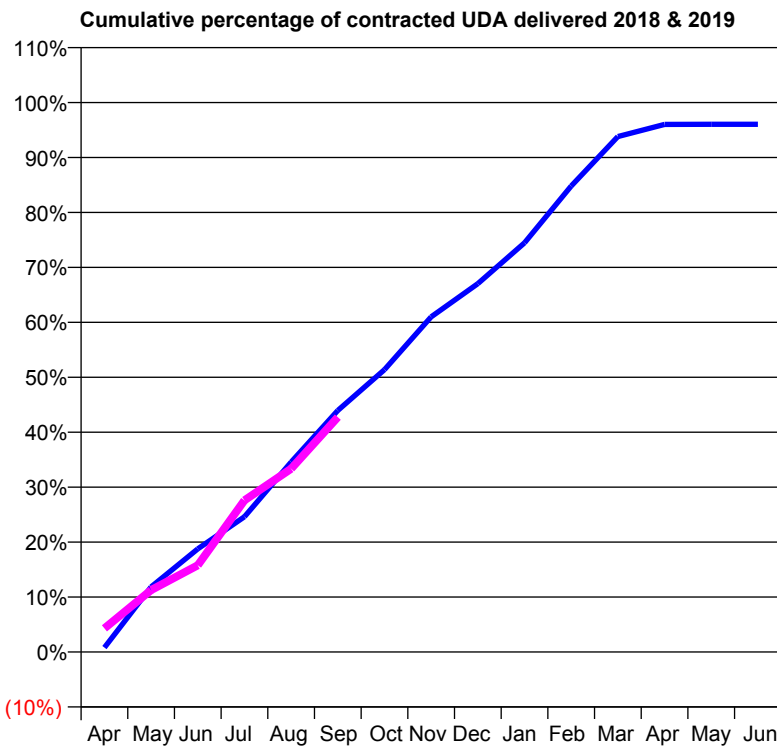
18/19 Contracted general activity (UDA)	16,902
Carry forward general activity (UDA)	0
18/19 Contracted orthodontic activity (UOA)	0
Carry forward orthodontic activity (UOA)	0
Baseline contract value	£431,383.46

ACCESS*

Patients seen in 24 months	Total	Change since previous quarter
Quarter ending September 2017	6,394	
Quarter ending December 2017	6,317	↓
Quarter ending March 2018	6,038	↓
Quarter ending June 2018	5,830	↓
Quarter ending September 2018	5,931	→
Variance since September 2017	(7.2%)	↓



ACTIVITY



Adjusted Scheduled Activity (UDA)		
Month	2018	2019
April	137	727
May	2,002	1,905
June	3,171	2,669
July	4,159	4,665
August	5,843	5,639
September	7,430	7,224
October	8,686	
November	10,307	
December	11,329	
January	12,584	
February	14,331	
March	15,856	
April	16,226	
May	16,230	
June	16,230	

QUALITY

	Quantity	Base Number	Contract	AT	Region	England
% of FP17s for the same patient ID Re-attending within 3 months - Children	90	1,007	8.9%	9.4%	12.2%	11.6%
% of FP17s for the same patient ID Re-attending within 3 months - Adults	510	3,685	13.8%	12.8%	15.8%	15.5%
% of FP17s for the same patient ID Re-attending between 3 & 9 months - Children	691	1,007	68.6%	63.3%	60.3%	58.8%
% of FP17s for the same patient ID Re-attending between 3 & 9 months - Adults	2,334	3,685	63.3%	55.1%	53.5%	51.1%
% of FP17s for Band 1 Urgent Courses	322	3,999	8.1%	7.6%	9.1%	9.0%
% of FP17s Relating to Free Repair or Replacements	70	3,999	1.8%	0.9%	1.0%	0.8%
% of FP17s Relating to Continuations	23	3,999	0.6%	0.9%	1.0%	0.9%
% of Patients satisfied with the dentistry they have received	12	12	100.0%	94.0%	93.6%	93.3%
% of Patients satisfied with the time they had to wait for an appointment	12	12	100.0%	89.0%	89.8%	88.9%

* This is based on patients treated on this contract for their most recent course of treatment. Figures in italics indicate the base number of FP17s or Patient Questionnaire responses are less than 100. N/A is shown where the base number of responses is less than 10 during the period. % is calculated as Quantity/Base number*100

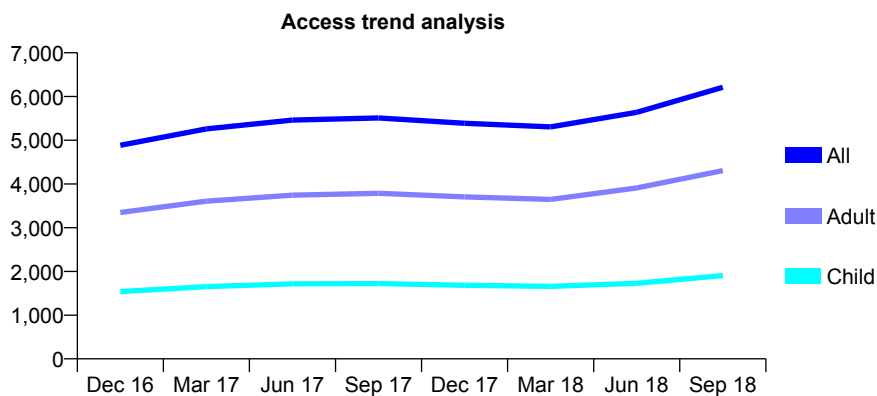
Q50 - Vital Signs At a Glance Contract Report for 150118/0001 - September 2018

Name or company name	Alpha Dental Studio
Contract type name	GDS Contract
Purpose of contract	General
Contract start date	01/10/2008
Contract end date	

18/19 Contracted general activity (UDA)	20,000
Carry forward general activity (UDA)	0
18/19 Contracted orthodontic activity (UOA)	0
Carry forward orthodontic activity (UOA)	0
Baseline contract value	£534,431.36

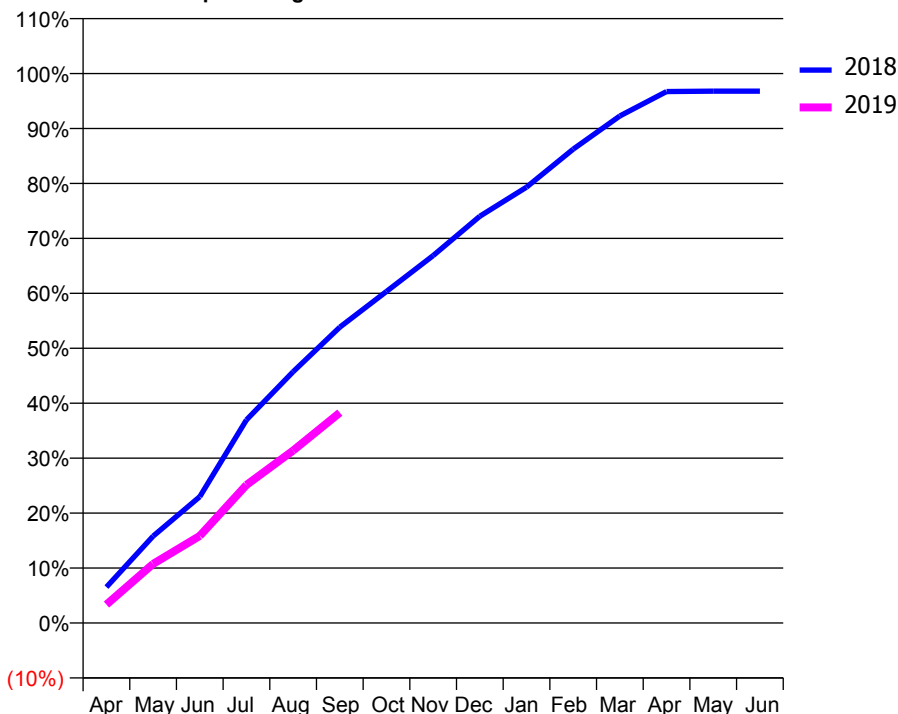
ACCESS*

Patients seen in 24 months	Total	Change since previous quarter
Quarter ending September 2017	5,509	
Quarter ending December 2017	5,388	↓
Quarter ending March 2018	5,306	↓
Quarter ending June 2018	5,638	↑
Quarter ending September 2018	6,211	↑
Variance since September 2017	12.7%	↑



ACTIVITY

Cumulative percentage of contracted UDA delivered 2018 & 2019



Adjusted Scheduled Activity (UDA)		
Month	2018	2019
April	900	674
May	2,172	2,154
June	3,161	3,171
July	5,085	5,026
August	6,289	6,277
September	7,403	7,659
October	8,298	
November	9,195	
December	10,178	
January	10,906	
February	11,857	
March	12,687	
April	13,300	
May	13,307	
June	13,307	

QUALITY

	Quantity	Base Number	Contract	AT	Region	England
% of FP17s for the same patient ID Re-attending within 3 months - Children	107	1,482	7.2%	9.4%	12.2%	11.6%
% of FP17s for the same patient ID Re-attending within 3 months - Adults	320	3,235	9.9%	12.8%	15.8%	15.5%
% of FP17s for the same patient ID Re-attending between 3 & 9 months - Children	545	1,482	36.8%	63.3%	60.3%	58.8%
% of FP17s for the same patient ID Re-attending between 3 & 9 months - Adults	1,141	3,235	35.3%	55.1%	53.5%	51.1%
% of FP17s for Band 1 Urgent Courses	158	3,847	4.1%	7.6%	9.1%	9.0%
% of FP17s Relating to Free Repair or Replacements	17	3,847	0.4%	0.9%	1.0%	0.8%
% of FP17s Relating to Continuations	70	3,847	1.8%	0.9%	1.0%	0.9%
% of Patients satisfied with the dentistry they have received	3	4	N/A	94.0%	93.6%	93.3%
% of Patients satisfied with the time they had to wait for an appointment	4	4	N/A	89.0%	89.8%	88.9%

* This is based on patients treated on this contract for their most recent course of treatment. Figures in italics indicate the base number of FP17s or Patient Questionnaire responses are less than 100. N/A is shown where the base number of responses is less than 10 during the period. % is calculated as Quantity/Base number*100

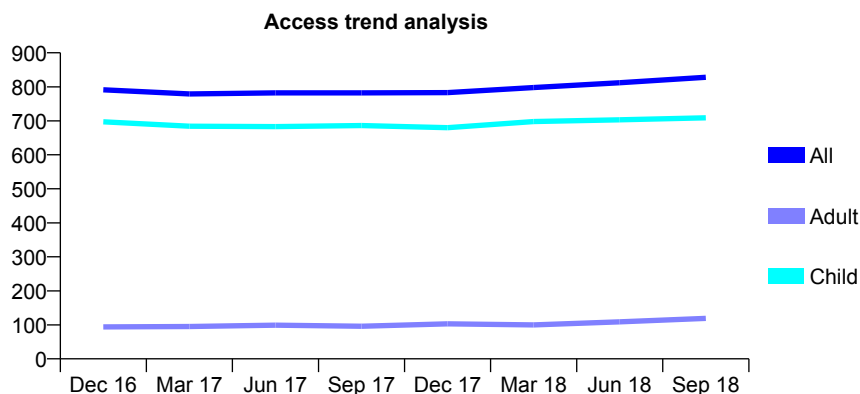
Q50 - Vital Signs At a Glance Contract Report for 150681/0001 - September 2018

Name or company name	Leyburn Dental Practice Ltd
Contract type name	GDS Contract
Purpose of contract	General
Contract start date	01/06/2013
Contract end date	

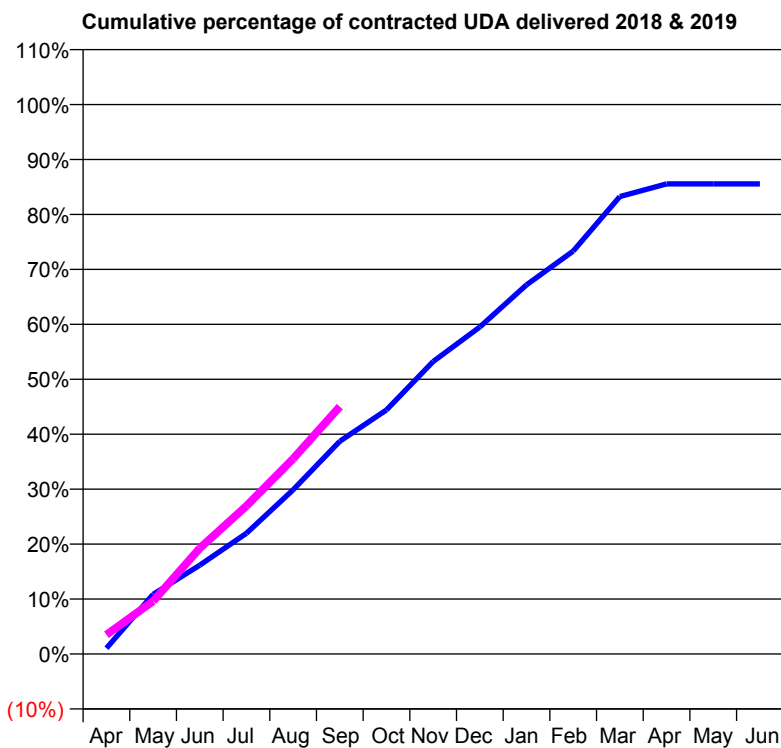
18/19 Contracted general activity (UDA)	2,004
Carry forward general activity (UDA)	0
18/19 Contracted orthodontic activity (UOA)	0
Carry forward orthodontic activity (UOA)	0
Baseline contract value	£52,734.74

ACCESS*

Patients seen in 24 months	Total	Change since previous quarter
Quarter ending September 2017	782	
Quarter ending December 2017	783	→
Quarter ending March 2018	798	→
Quarter ending June 2018	812	→
Quarter ending September 2018	828	→
Variance since September 2017	5.9%	↑



ACTIVITY



Adjusted Scheduled Activity (UDA)		
Month	2018	2019
April	22	70
May	228	193
June	340	386
July	462	540
August	628	712
September	814	902
October	934	
November	1,119	
December	1,252	
January	1,413	
February	1,542	
March	1,751	
April	1,799	
May	1,799	
June	1,799	

QUALITY

	Quantity	Base Number	Contract	AT	Region	England
% of FP17s for the same patient ID Re-attending within 3 months - Children	90	709	12.7%	9.4%	12.2%	11.6%
% of FP17s for the same patient ID Re-attending within 3 months - Adults	0	1	0.0%	12.8%	15.8%	15.5%
% of FP17s for the same patient ID Re-attending between 3 & 9 months - Children	501	709	70.7%	63.3%	60.3%	58.8%
% of FP17s for the same patient ID Re-attending between 3 & 9 months - Adults	1	1	100.0%	55.1%	53.5%	51.1%
% of FP17s for Band 1 Urgent Courses	17	666	2.6%	7.6%	9.1%	9.0%
% of FP17s Relating to Free Repair or Replacements	0	666	0.0%	0.9%	1.0%	0.8%
% of FP17s Relating to Continuations	0	666	0.0%	0.9%	1.0%	0.9%
% of Patients satisfied with the dentistry they have received	0	0	N/A	94.0%	93.6%	93.3%
% of Patients satisfied with the time they had to wait for an appointment	0	0	N/A	89.0%	89.8%	88.9%

* This is based on patients treated on this contract for their most recent course of treatment. Figures in italics indicate the base number of FP17s or Patient Questionnaire responses are less than 100. N/A is shown where the base number of responses is less than 10 during the period. % is calculated as Quantity/Base number*100

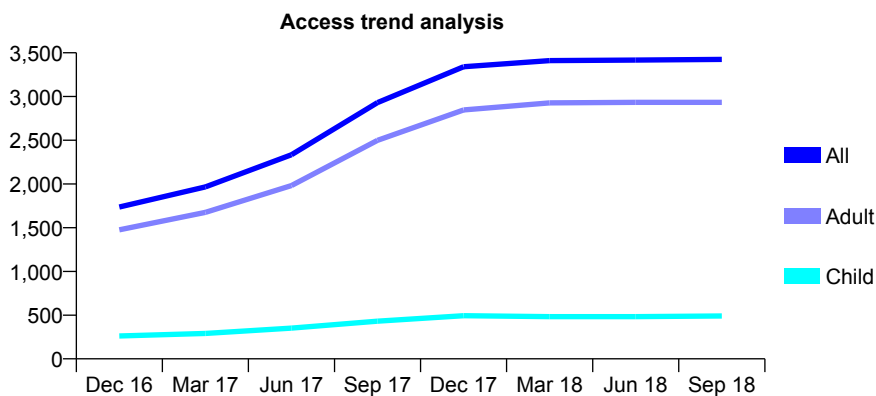
Q50 - Vital Signs At a Glance Contract Report for 151874/0001 - September 2018

Name or company name	Miss Z Ishak
Contract type name	GDS Contract
Purpose of contract	General
Contract start date	01/10/2015
Contract end date	

18/19 Contracted general activity (UDA)	10,178
Carry forward general activity (UDA)	0
18/19 Contracted orthodontic activity (UOA)	0
Carry forward orthodontic activity (UOA)	0
Baseline contract value	£316,973.14

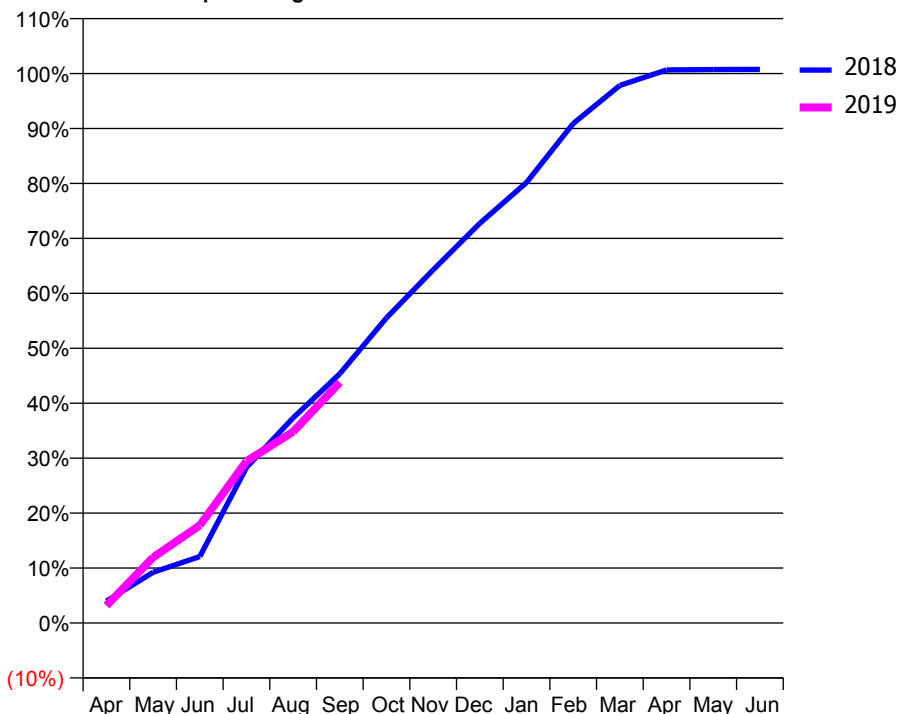
ACCESS*

Patients seen in 24 months	Total	Change since previous quarter
Quarter ending September 2017	2,930	
Quarter ending December 2017	3,340	↑
Quarter ending March 2018	3,411	↑
Quarter ending June 2018	3,417	→
Quarter ending September 2018	3,425	→
Variance since September 2017	16.9%	↑



ACTIVITY

Cumulative percentage of contracted UDA delivered 2018 & 2019



Month	Adjusted Scheduled Activity (UDA)	
	2018	2019
April	379	321
May	874	1,216
June	1,144	1,809
July	2,678	2,998
August	3,533	3,543
September	4,292	4,456
October	5,255	
November	6,080	
December	6,881	
January	7,586	
February	8,598	
March	9,256	
April	9,522	
May	9,529	
June	9,532	

QUALITY

	Quantity	Base Number	Contract	AT	Region	England
% of FP17s for the same patient ID Re-attending within 3 months - Children	21	411	5.1%	9.4%	12.2%	11.6%
% of FP17s for the same patient ID Re-attending within 3 months - Adults	207	2,321	8.9%	12.8%	15.8%	15.5%
% of FP17s for the same patient ID Re-attending between 3 & 9 months - Children	286	411	69.6%	63.3%	60.3%	58.8%
% of FP17s for the same patient ID Re-attending between 3 & 9 months - Adults	1,573	2,321	67.8%	55.1%	53.5%	51.1%
% of FP17s for Band 1 Urgent Courses	131	2,561	5.1%	7.6%	9.1%	9.0%
% of FP17s Relating to Free Repair or Replacements	8	2,561	0.3%	0.9%	1.0%	0.8%
% of FP17s Relating to Continuations	17	2,561	0.7%	0.9%	1.0%	0.9%
% of Patients satisfied with the dentistry they have received	3	3	N/A	94.0%	93.6%	93.3%
% of Patients satisfied with the time they had to wait for an appointment	3	3	N/A	89.0%	89.8%	88.9%

* This is based on patients treated on this contract for their most recent course of treatment. Figures in italics indicate the base number of FP17s or Patient Questionnaire responses are less than 100. N/A is shown where the base number of responses is less than 10 during the period. % is calculated as Quantity/Base number*100

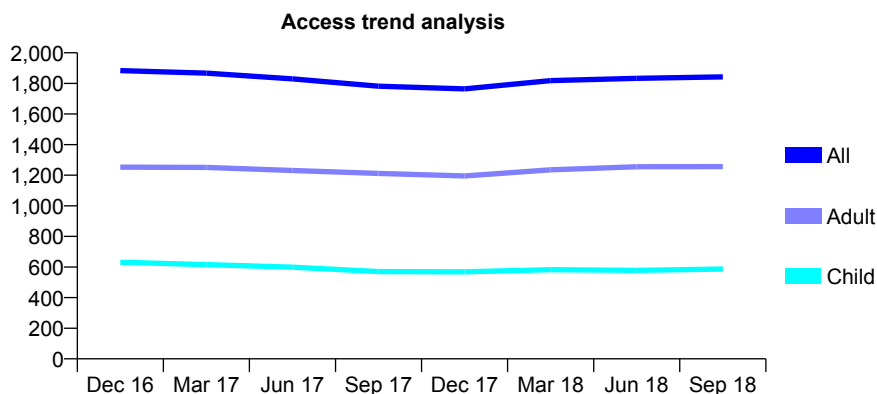
Q50 - Vital Signs At a Glance Contract Report for 152293/0001 - September 2018

Name or company name	Winterton Dental Practice Limited
Contract type name	GDS Contract
Purpose of contract	General
Contract start date	01/06/2012
Contract end date	

18/19 Contracted general activity (UDA)	4,467
Carry forward general activity (UDA)	0
18/19 Contracted orthodontic activity (UOA)	0
Carry forward orthodontic activity (UOA)	0
Baseline contract value	£139,936.72

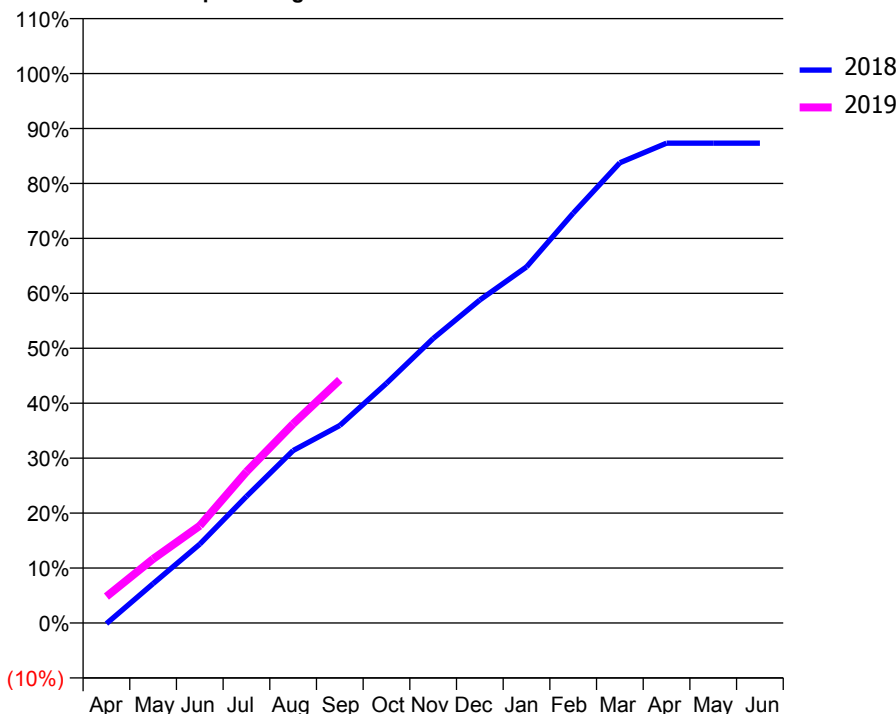
ACCESS*

Patients seen in 24 months	Total	Change since previous quarter
Quarter ending September 2017	1,782	
Quarter ending December 2017	1,764	↓
Quarter ending March 2018	1,818	↑
Quarter ending June 2018	1,833	→
Quarter ending September 2018	1,843	→
Variance since September 2017	3.4%	↑



ACTIVITY

Cumulative percentage of contracted UDA delivered 2018 & 2019



Adjusted Scheduled Activity (UDA)

Month	2018	2019
April	-6	216
May	321	521
June	642	791
July	1,029	1,230
August	1,402	1,619
September	1,606	1,977
October	1,948	
November	2,313	
December	2,626	
January	2,895	
February	3,331	
March	3,742	
April	3,901	
May	3,901	
June	3,901	

QUALITY

	Quantity	Base Number	Contract	AT	Region	England
% of FP17s for the same patient ID Re-attending within 3 months - Children	28	521	5.4%	9.4%	12.2%	11.6%
% of FP17s for the same patient ID Re-attending within 3 months - Adults	68	887	7.7%	12.8%	15.8%	15.5%
% of FP17s for the same patient ID Re-attending between 3 & 9 months - Children	367	521	70.4%	63.3%	60.3%	58.8%
% of FP17s for the same patient ID Re-attending between 3 & 9 months - Adults	455	887	51.3%	55.1%	53.5%	51.1%
% of FP17s for Band 1 Urgent Courses	85	1,295	6.6%	7.6%	9.1%	9.0%
% of FP17s Relating to Free Repair or Replacements	11	1,295	0.8%	0.9%	1.0%	0.8%
% of FP17s Relating to Continuations	7	1,295	0.5%	0.9%	1.0%	0.9%
% of Patients satisfied with the dentistry they have received	0	0	N/A	94.0%	93.6%	93.3%
% of Patients satisfied with the time they had to wait for an appointment	0	0	N/A	89.0%	89.8%	88.9%

* This is based on patients treated on this contract for their most recent course of treatment. Figures in italics indicate the base number of FP17s or Patient Questionnaire responses are less than 100. N/A is shown where the base number of responses is less than 10 during the period. % is calculated as Quantity/Base number*100

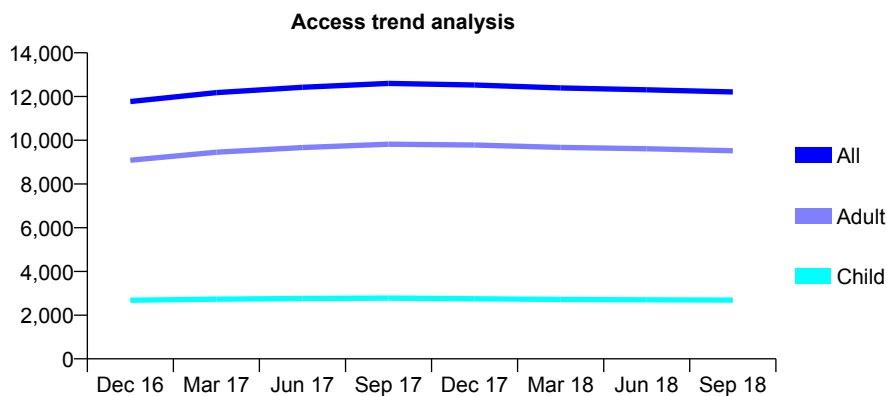
Q50 - Vital Signs At a Glance Contract Report for 152404/0001 - September 2018

Name or company name	York Dental Limited
Contract type name	GDS Contract
Purpose of contract	General
Contract start date	01/11/2015
Contract end date	

18/19 Contracted general activity (UDA)	30,321
Carry forward general activity (UDA)	0
18/19 Contracted orthodontic activity (UOA)	0
Carry forward orthodontic activity (UOA)	0
Baseline contract value	£883,094.75

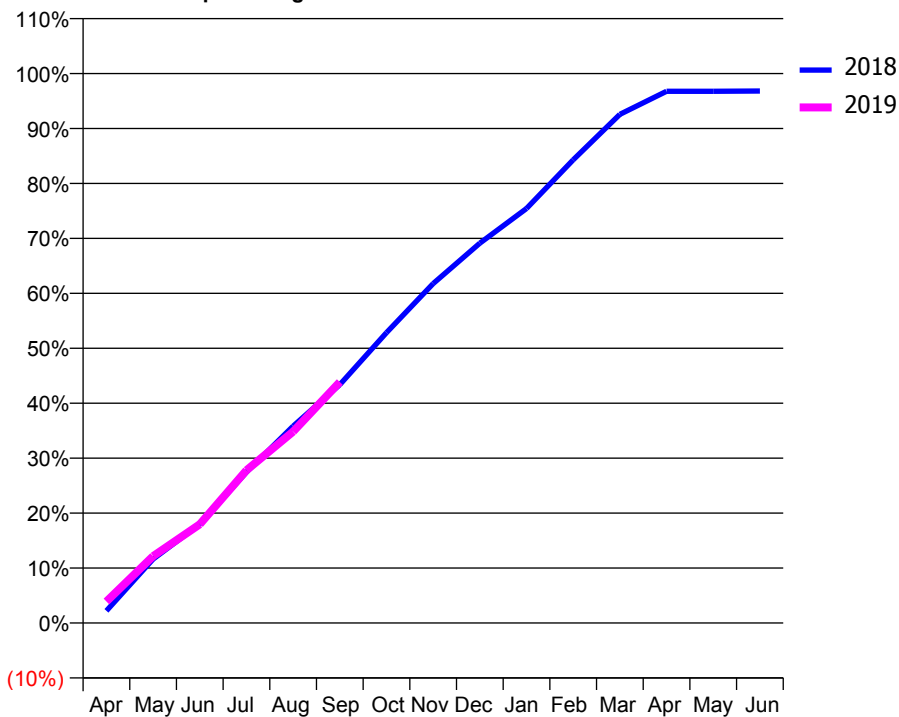
ACCESS*

Patients seen in 24 months	Total	Change since previous quarter
Quarter ending September 2017	12,601	
Quarter ending December 2017	12,527	→
Quarter ending March 2018	12,390	↓
Quarter ending June 2018	12,310	→
Quarter ending September 2018	12,208	→
Variance since September 2017	(3.1%)	↓



ACTIVITY

Cumulative percentage of contracted UDA delivered 2018 & 2019



Month	Adjusted Scheduled Activity (UDA)	
	2018	2019
April	673	1,186
May	3,530	3,686
June	5,453	5,451
July	8,324	8,428
August	10,863	10,563
September	13,151	13,302
October	16,020	
November	18,732	
December	20,960	
January	22,874	
February	25,555	
March	28,070	
April	29,343	
May	29,337	
June	29,352	

QUALITY

	Quantity	Base Number	Contract	AT	Region	England
% of FP17s for the same patient ID Re-attending within 3 months - Children	112	2,342	4.8%	9.4%	12.2%	11.6%
% of FP17s for the same patient ID Re-attending within 3 months - Adults	917	7,097	12.9%	12.8%	15.8%	15.5%
% of FP17s for the same patient ID Re-attending between 3 & 9 months - Children	1,677	2,342	71.6%	63.3%	60.3%	58.8%
% of FP17s for the same patient ID Re-attending between 3 & 9 months - Adults	4,402	7,097	62.0%	55.1%	53.5%	51.1%
% of FP17s for Band 1 Urgent Courses	666	8,169	8.2%	7.6%	9.1%	9.0%
% of FP17s Relating to Free Repair or Replacements	109	8,169	1.3%	0.9%	1.0%	0.8%
% of FP17s Relating to Continuations	39	8,169	0.5%	0.9%	1.0%	0.9%
% of Patients satisfied with the dentistry they have received	6	6	N/A	94.0%	93.6%	93.3%
% of Patients satisfied with the time they had to wait for an appointment	5	6	N/A	89.0%	89.8%	88.9%

* This is based on patients treated on this contract for their most recent course of treatment. Figures in italics indicate the base number of FP17s or Patient Questionnaire responses are less than 100. N/A is shown where the base number of responses is less than 10 during the period. % is calculated as Quantity/Base number*100

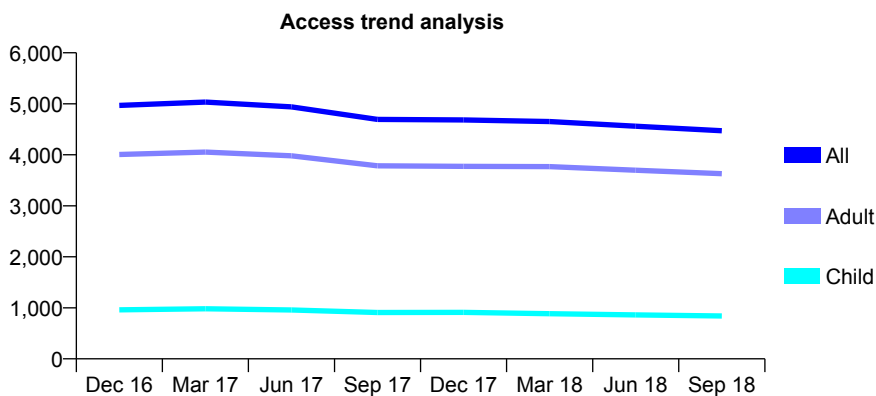
Q50 - Vital Signs At a Glance Contract Report for 155365/0002 - September 2018

Name or company name	Ishak Practices Ltd
Contract type name	GDS Contract
Purpose of contract	General and Orthodontic
Contract start date	01/06/2015
Contract end date	

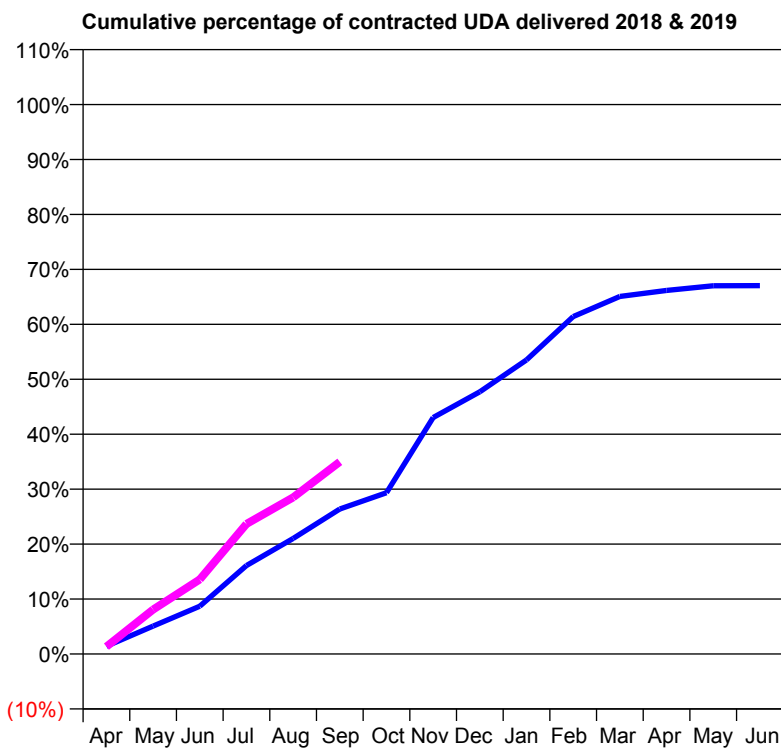
18/19 Contracted general activity (UDA)	17,246
Carry forward general activity (UDA)	0
18/19 Contracted orthodontic activity (UOA)	756
Carry forward orthodontic activity (UOA)	0
Baseline contract value	£451,042.11

ACCESS*

Patients seen in 24 months	Total	Change since previous quarter
Quarter ending September 2017	4,693	
Quarter ending December 2017	4,684	→
Quarter ending March 2018	4,652	→
Quarter ending June 2018	4,560	↓
Quarter ending September 2018	4,472	↓
Variance since September 2017	(4.7%)	↓



ACTIVITY



Month	Adjusted Scheduled Activity (UDA)	
	2018	2019
April	243	232
May	878	1,396
June	1,498	2,342
July	2,777	4,084
August	3,625	4,915
September	4,551	6,032
October	5,063	
November	7,421	
December	8,229	
January	9,229	
February	10,590	
March	11,221	
April	11,411	
May	11,556	
June	11,560	

QUALITY

	Quantity	Base Number	Contract	AT	Region	England
% of FP17s for the same patient ID Re-attending within 3 months - Children	41	622	6.6%	9.4%	12.2%	11.6%
% of FP17s for the same patient ID Re-attending within 3 months - Adults	315	2,743	11.5%	12.8%	15.8%	15.5%
% of FP17s for the same patient ID Re-attending between 3 & 9 months - Children	417	622	67.0%	63.3%	60.3%	58.8%
% of FP17s for the same patient ID Re-attending between 3 & 9 months - Adults	1,810	2,743	66.0%	55.1%	53.5%	51.1%
% of FP17s for Band 1 Urgent Courses	186	3,165	5.9%	7.6%	9.1%	9.0%
% of FP17s Relating to Free Repair or Replacements	6	3,165	0.2%	0.9%	1.0%	0.8%
% of FP17s Relating to Continuations	32	3,165	1.0%	0.9%	1.0%	0.9%
% of Patients satisfied with the dentistry they have received	3	3	N/A	94.0%	93.6%	93.3%
% of Patients satisfied with the time they had to wait for an appointment	3	3	N/A	89.0%	89.8%	88.9%

* This is based on patients treated on this contract for their most recent course of treatment. Figures in italics indicate the base number of FP17s or Patient Questionnaire responses are less than 100. N/A is shown where the base number of responses is less than 10 during the period. % is calculated as Quantity/Base number*100

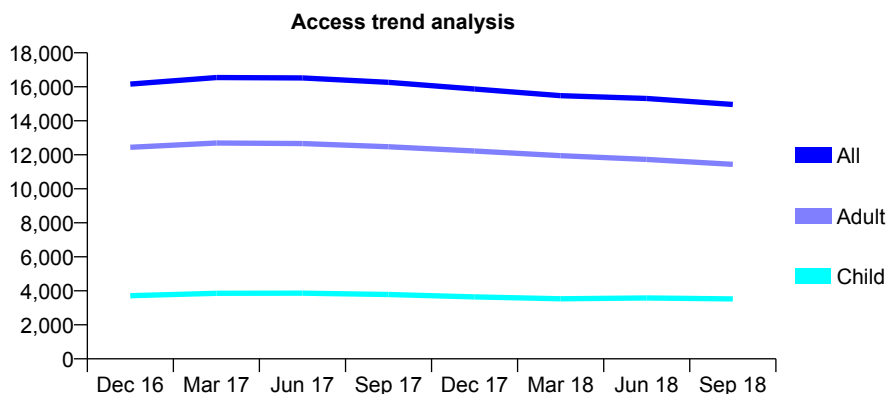
Q50 - Vital Signs At a Glance Contract Report for 156655/0001 - September 2018

Name or company name	Burrell & Stokes Dental Practice
Contract type name	GDS Contract
Purpose of contract	General
Contract start date	01/01/2013
Contract end date	

18/19 Contracted general activity (UDA)	45,300
Carry forward general activity (UDA)	0
18/19 Contracted orthodontic activity (UOA)	0
Carry forward orthodontic activity (UOA)	0
Baseline contract value	£1,188,023.36

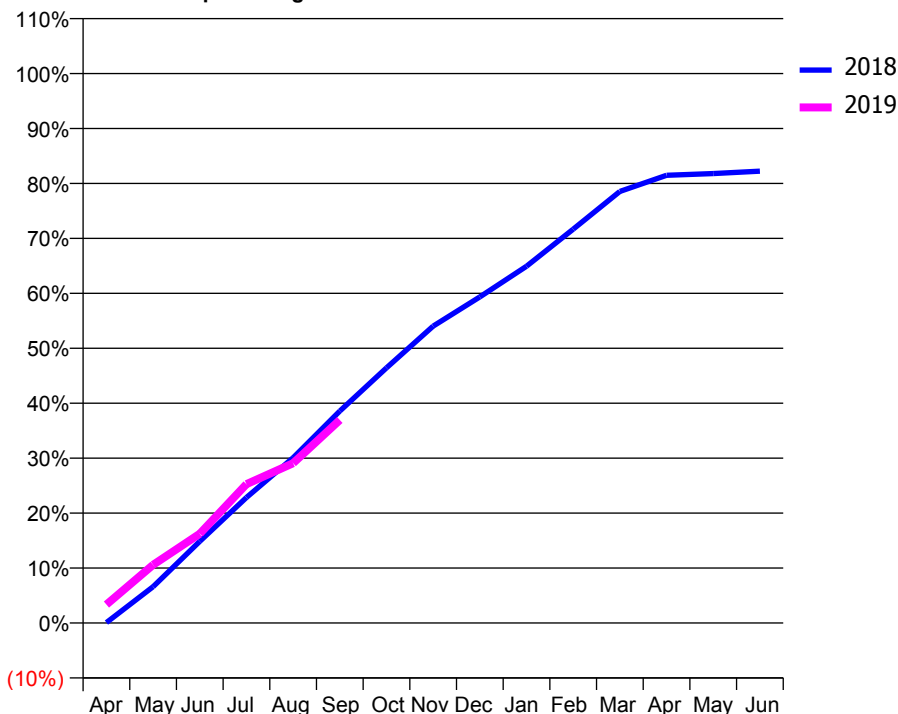
ACCESS*

Patients seen in 24 months	Total	Change since previous quarter
Quarter ending September 2017	16,262	
Quarter ending December 2017	15,869	↓
Quarter ending March 2018	15,479	↓
Quarter ending June 2018	15,312	↓
Quarter ending September 2018	14,960	↓
Variance since September 2017	(8.0%)	↓



ACTIVITY

Cumulative percentage of contracted UDA delivered 2018 & 2019



Adjusted Scheduled Activity (UDA)

Month	2018	2019
April	43	1,518
May	2,993	4,799
June	6,728	7,361
July	10,352	11,454
August	13,620	13,179
September	17,477	16,741
October	21,039	
November	24,471	
December	26,888	
January	29,411	
February	32,462	
March	35,579	
April	36,911	
May	37,057	
June	37,249	

QUALITY

	Quantity	Base Number	Contract	AT	Region	England
% of FP17s for the same patient ID Re-attending within 3 months - Children	70	2,177	3.2%	9.4%	12.2%	11.6%
% of FP17s for the same patient ID Re-attending within 3 months - Adults	459	5,943	7.7%	12.8%	15.8%	15.5%
% of FP17s for the same patient ID Re-attending between 3 & 9 months - Children	1,184	2,177	54.4%	63.3%	60.3%	58.8%
% of FP17s for the same patient ID Re-attending between 3 & 9 months - Adults	1,988	5,943	33.5%	55.1%	53.5%	51.1%
% of FP17s for Band 1 Urgent Courses	37	7,277	0.5%	7.6%	9.1%	9.0%
% of FP17s Relating to Free Repair or Replacements	34	7,277	0.5%	0.9%	1.0%	0.8%
% of FP17s Relating to Continuations	114	7,277	1.6%	0.9%	1.0%	0.9%
% of Patients satisfied with the dentistry they have received	8	8	N/A	94.0%	93.6%	93.3%
% of Patients satisfied with the time they had to wait for an appointment	7	8	N/A	89.0%	89.8%	88.9%

* This is based on patients treated on this contract for their most recent course of treatment. Figures in italics indicate the base number of FP17s or Patient Questionnaire responses are less than 100. N/A is shown where the base number of responses is less than 10 during the period. % is calculated as Quantity/Base number*100

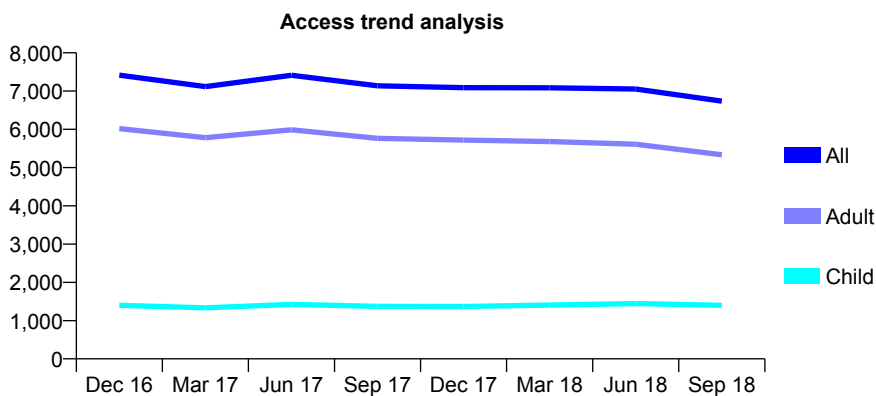
Q50 - Vital Signs At a Glance Contract Report for 157341/0001 - September 2018

Name or company name	Freetown Way Surgery Limited
Contract type name	GDS Contract
Purpose of contract	General
Contract start date	01/04/2013
Contract end date	

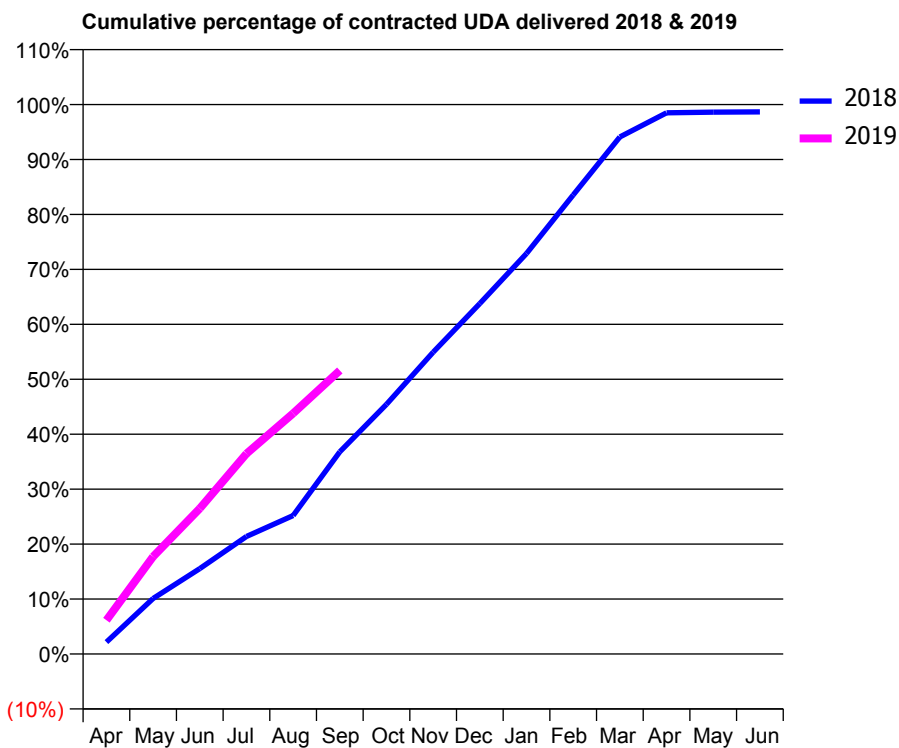
18/19 Contracted general activity (UDA)	12,000
Carry forward general activity (UDA)	0
18/19 Contracted orthodontic activity (UOA)	0
Carry forward orthodontic activity (UOA)	0
Baseline contract value	£332,963.26

ACCESS*

Patients seen in 24 months	Total	Change since previous quarter
Quarter ending September 2017	7,137	
Quarter ending December 2017	7,087	→
Quarter ending March 2018	7,086	→
Quarter ending June 2018	7,055	→
Quarter ending September 2018	6,735	↓
Variance since September 2017	(5.6%)	↓



ACTIVITY



Month	Adjusted Scheduled Activity (UDA)	
	2018	2019
April	354	739
May	1,654	2,127
June	2,546	3,179
July	3,503	4,374
August	4,124	5,254
September	6,024	6,194
October	7,438	
November	8,990	
December	10,442	
January	11,933	
February	13,677	
March	15,406	
April	16,123	
May	16,144	
June	16,153	

QUALITY

	Quantity	Base Number	Contract	AT	Region	England
% of FP17s for the same patient ID Re-attending within 3 months - Children	84	874	9.6%	9.4%	12.2%	11.6%
% of FP17s for the same patient ID Re-attending within 3 months - Adults	514	3,123	16.5%	12.8%	15.8%	15.5%
% of FP17s for the same patient ID Re-attending between 3 & 9 months - Children	471	874	53.9%	63.3%	60.3%	58.8%
% of FP17s for the same patient ID Re-attending between 3 & 9 months - Adults	1,695	3,123	54.3%	55.1%	53.5%	51.1%
% of FP17s for Band 1 Urgent Courses	784	3,658	21.4%	7.6%	9.1%	9.0%
% of FP17s Relating to Free Repair or Replacements	29	3,658	0.8%	0.9%	1.0%	0.8%
% of FP17s Relating to Continuations	0	3,658	0.0%	0.9%	1.0%	0.9%
% of Patients satisfied with the dentistry they have received	7	7	N/A	94.0%	93.6%	93.3%
% of Patients satisfied with the time they had to wait for an appointment	6	7	N/A	89.0%	89.8%	88.9%

* This is based on patients treated on this contract for their most recent course of treatment. Figures in italics indicate the base number of FP17s or Patient Questionnaire responses are less than 100. N/A is shown where the base number of responses is less than 10 during the period. % is calculated as Quantity/Base number*100

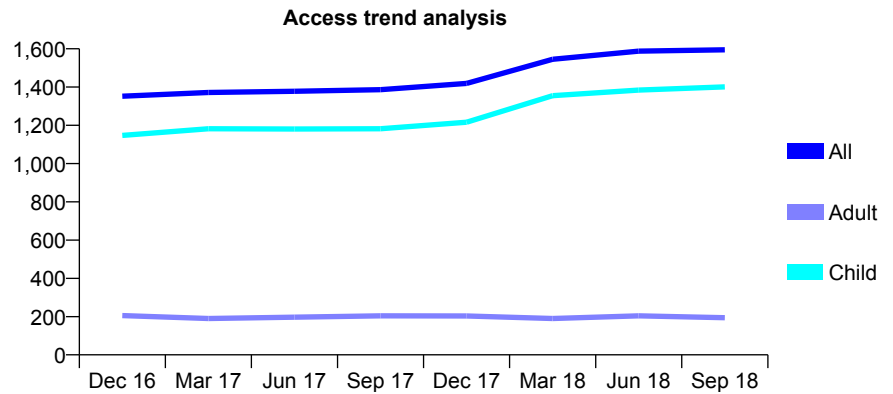
Q50 - Vital Signs At a Glance Contract Report for 158488/0001 - September 2018

Name or company name	Bedale Dental Practice Ltd
Contract type name	GDS Contract
Purpose of contract	General and Orthodontic
Contract start date	01/02/2012
Contract end date	

18/19 Contracted general activity (UDA)	3,500
Carry forward general activity (UDA)	0
18/19 Contracted orthodontic activity (UOA)	463
Carry forward orthodontic activity (UOA)	0
Baseline contract value	£119,359.80

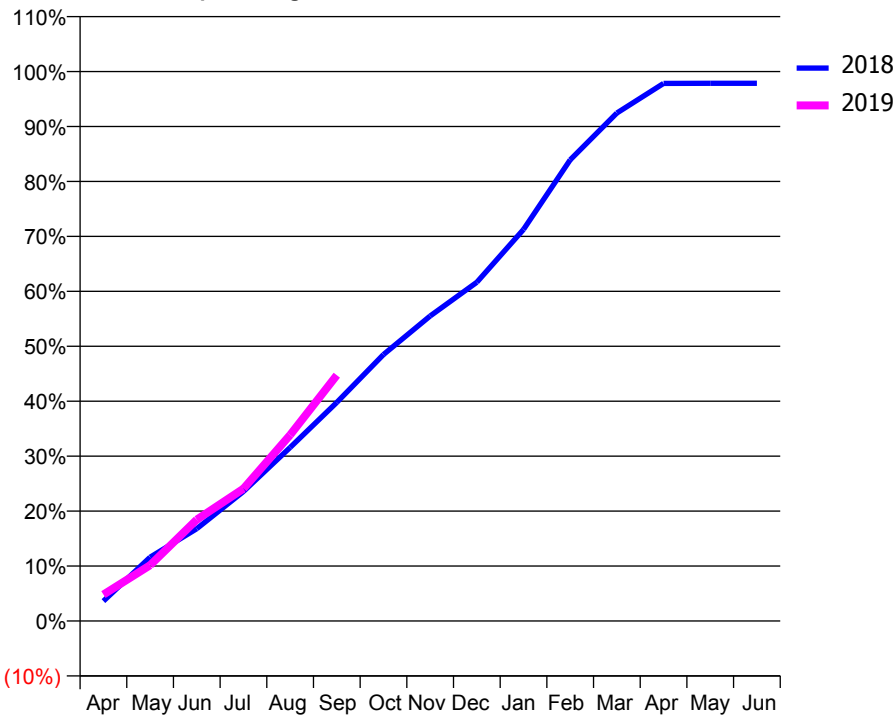
ACCESS*

Patients seen in 24 months	Total	Change since previous quarter
Quarter ending September 2017	1,386	
Quarter ending December 2017	1,419	↑
Quarter ending March 2018	1,545	↑
Quarter ending June 2018	1,588	↑
Quarter ending September 2018	1,595	→
Variance since September 2017	15.1%	↑



ACTIVITY

Cumulative percentage of contracted UDA delivered 2018 & 2019



Month	Adjusted Scheduled Activity (UDA)	
	2018	2019
April	127	169
May	407	355
June	588	646
July	825	843
August	1,105	1,185
September	1,393	1,566
October	1,697	
November	1,943	
December	2,158	
January	2,494	
February	2,938	
March	3,236	
April	3,424	
May	3,425	
June	3,425	

QUALITY

	Quantity	Base Number	Contract	AT	Region	England
% of FP17s for the same patient ID Re-attending within 3 months - Children	183	1,379	13.3%	9.4%	12.2%	11.6%
% of FP17s for the same patient ID Re-attending within 3 months - Adults	7	53	13.2%	12.8%	15.8%	15.5%
% of FP17s for the same patient ID Re-attending between 3 & 9 months - Children	857	1,379	62.1%	63.3%	60.3%	58.8%
% of FP17s for the same patient ID Re-attending between 3 & 9 months - Adults	42	53	79.2%	55.1%	53.5%	51.1%
% of FP17s for Band 1 Urgent Courses	65	1,277	5.1%	7.6%	9.1%	9.0%
% of FP17s Relating to Free Repair or Replacements	0	1,277	0.0%	0.9%	1.0%	0.8%
% of FP17s Relating to Continuations	0	1,277	0.0%	0.9%	1.0%	0.9%
% of Patients satisfied with the dentistry they have received	0	0	N/A	94.0%	93.6%	93.3%
% of Patients satisfied with the time they had to wait for an appointment	0	0	N/A	89.0%	89.8%	88.9%

* This is based on patients treated on this contract for their most recent course of treatment. Figures in italics indicate the base number of FP17s or Patient Questionnaire responses are less than 100. N/A is shown where the base number of responses is less than 10 during the period. % is calculated as Quantity/Base number*100

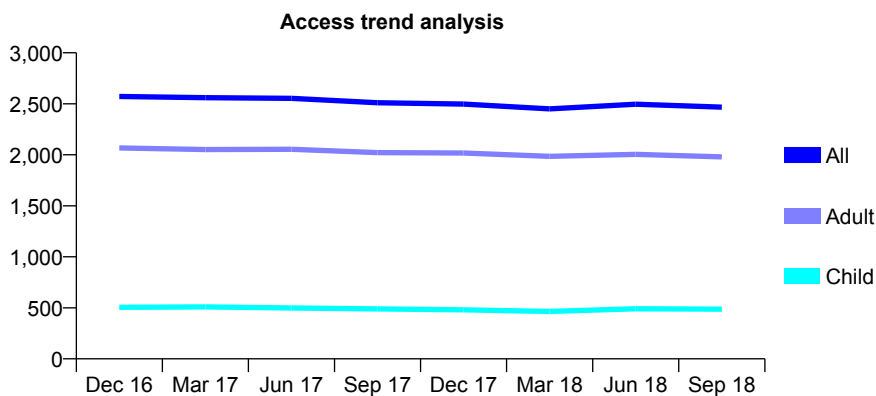
Q50 - Vital Signs At a Glance Contract Report for 159786/0001 - September 2018

Name or company name	A R Broskill Ltd
Contract type name	GDS Contract
Purpose of contract	General
Contract start date	01/05/2008
Contract end date	

18/19 Contracted general activity (UDA)	6,650
Carry forward general activity (UDA)	0
18/19 Contracted orthodontic activity (UOA)	0
Carry forward orthodontic activity (UOA)	0
Baseline contract value	£228,101.13

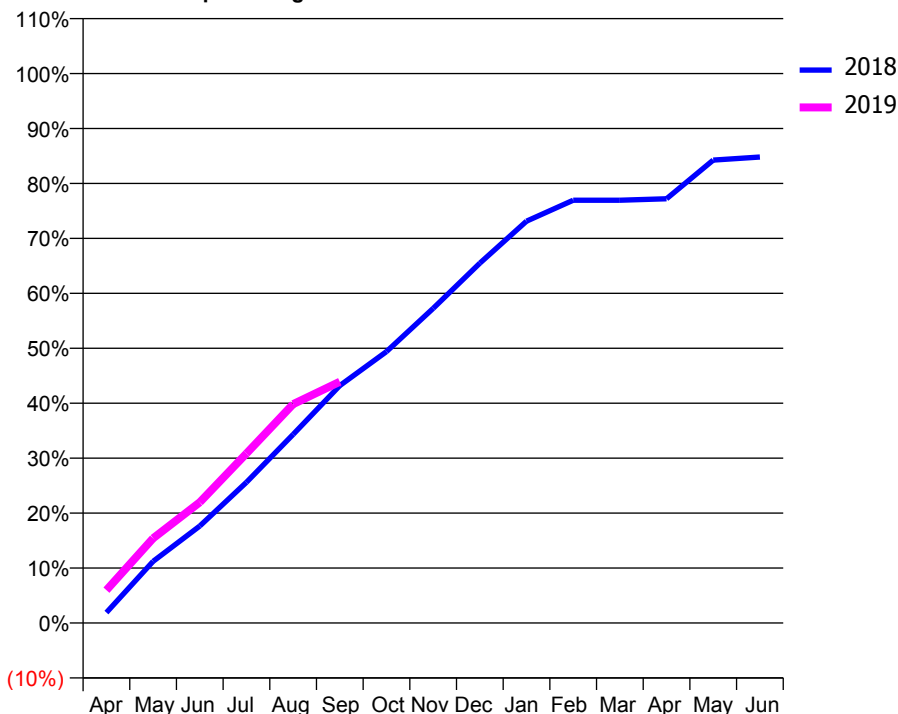
ACCESS*

Patients seen in 24 months	Total	Change since previous quarter
Quarter ending September 2017	2,510	
Quarter ending December 2017	2,498	→
Quarter ending March 2018	2,450	↓
Quarter ending June 2018	2,496	→
Quarter ending September 2018	2,467	↓
Variance since September 2017	(1.7%)	↓



ACTIVITY

Cumulative percentage of contracted UDA delivered 2018 & 2019



Month	Adjusted Scheduled Activity (UDA)	
	2018	2019
April	127	397
May	746	1,026
June	1,173	1,462
July	1,703	2,051
August	2,282	2,650
September	2,874	2,920
October	3,285	
November	3,808	
December	4,354	
January	4,863	
February	5,116	
March	5,116	
April	5,135	
May	5,602	
June	5,640	

QUALITY

	Quantity	Base Number	Contract	AT	Region	England
% of FP17s for the same patient ID Re-attending within 3 months - Children	24	540	4.4%	9.4%	12.2%	11.6%
% of FP17s for the same patient ID Re-attending within 3 months - Adults	207	2,057	10.1%	12.8%	15.8%	15.5%
% of FP17s for the same patient ID Re-attending between 3 & 9 months - Children	372	540	68.9%	63.3%	60.3%	58.8%
% of FP17s for the same patient ID Re-attending between 3 & 9 months - Adults	1,453	2,057	70.6%	55.1%	53.5%	51.1%
% of FP17s for Band 1 Urgent Courses	82	1,885	4.4%	7.6%	9.1%	9.0%
% of FP17s Relating to Free Repair or Replacements	21	1,885	1.1%	0.9%	1.0%	0.8%
% of FP17s Relating to Continuations	11	1,885	0.6%	0.9%	1.0%	0.9%
% of Patients satisfied with the dentistry they have received	3	3	N/A	94.0%	93.6%	93.3%
% of Patients satisfied with the time they had to wait for an appointment	2	3	N/A	89.0%	89.8%	88.9%

* This is based on patients treated on this contract for their most recent course of treatment. Figures in italics indicate the base number of FP17s or Patient Questionnaire responses are less than 100. N/A is shown where the base number of responses is less than 10 during the period. % is calculated as Quantity/Base number*100

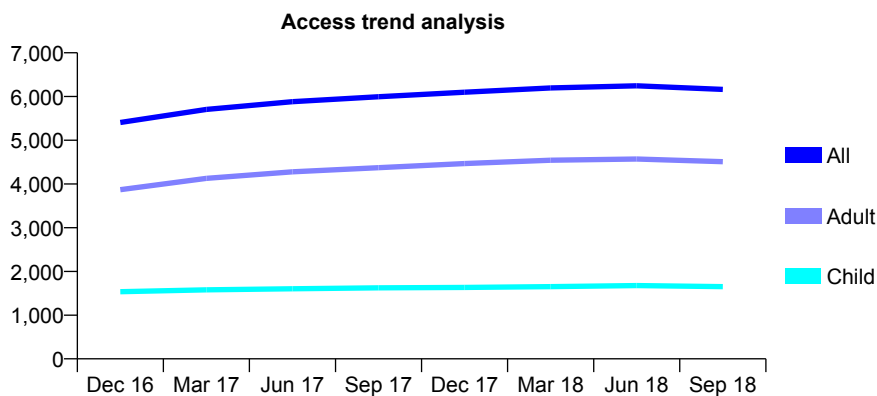
Q50 - Vital Signs At a Glance Contract Report for 161586/0001 - September 2018

Name or company name	B & R Dental Care
Contract type name	GDS Contract
Purpose of contract	General
Contract start date	01/12/2015
Contract end date	

18/19 Contracted general activity (UDA)	16,800
Carry forward general activity (UDA)	0
18/19 Contracted orthodontic activity (UOA)	0
Carry forward orthodontic activity (UOA)	0
Baseline contract value	£503,238.32

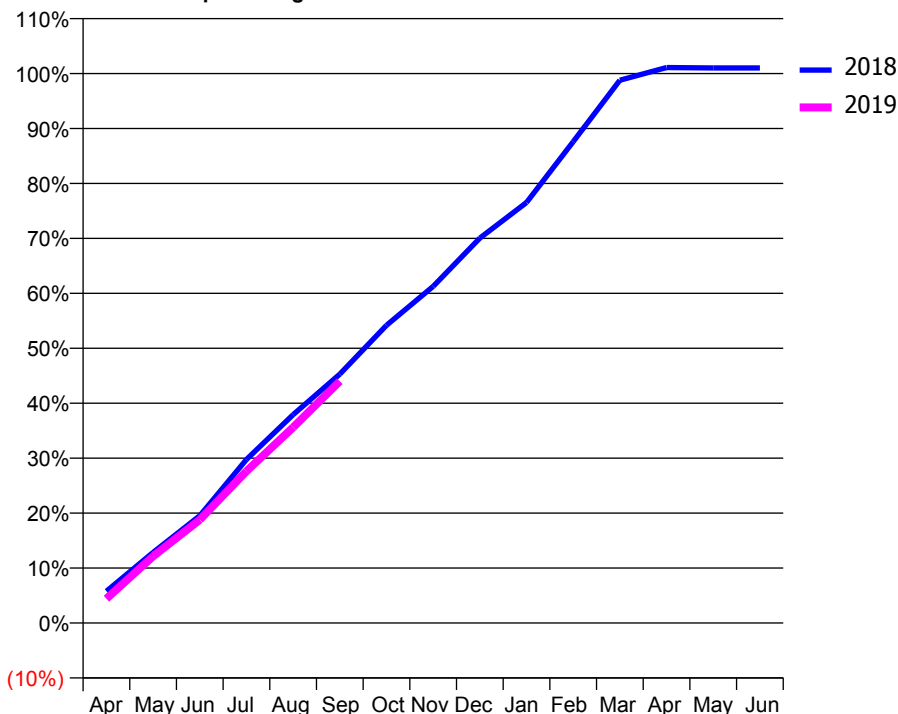
ACCESS*

Patients seen in 24 months	Total	Change since previous quarter
Quarter ending September 2017	5,995	
Quarter ending December 2017	6,098	→
Quarter ending March 2018	6,195	→
Quarter ending June 2018	6,246	→
Quarter ending September 2018	6,163	↓
Variance since September 2017	2.8%	↑



ACTIVITY

Cumulative percentage of contracted UDA delivered 2018 & 2019



Month	Adjusted Scheduled Activity (UDA)	
	2018	2019
April	971	743
May	2,157	2,042
June	3,278	3,159
July	5,000	4,640
August	6,371	5,981
September	7,609	7,394
October	9,101	
November	10,293	
December	11,768	
January	12,858	
February	14,717	
March	16,596	
April	16,980	
May	16,970	
June	16,970	

QUALITY

	Quantity	Base Number	Contract	AT	Region	England
% of FP17s for the same patient ID Re-attending within 3 months - Children	125	1,553	8.0%	9.4%	12.2%	11.6%
% of FP17s for the same patient ID Re-attending within 3 months - Adults	193	2,490	7.8%	12.8%	15.8%	15.5%
% of FP17s for the same patient ID Re-attending between 3 & 9 months - Children	1,107	1,553	71.3%	63.3%	60.3%	58.8%
% of FP17s for the same patient ID Re-attending between 3 & 9 months - Adults	595	2,490	23.9%	55.1%	53.5%	51.1%
% of FP17s for Band 1 Urgent Courses	235	3,843	6.1%	7.6%	9.1%	9.0%
% of FP17s Relating to Free Repair or Replacements	20	3,843	0.5%	0.9%	1.0%	0.8%
% of FP17s Relating to Continuations	10	3,843	0.3%	0.9%	1.0%	0.9%
% of Patients satisfied with the dentistry they have received	6	7	N/A	94.0%	93.6%	93.3%
% of Patients satisfied with the time they had to wait for an appointment	7	7	N/A	89.0%	89.8%	88.9%

* This is based on patients treated on this contract for their most recent course of treatment. Figures in italics indicate the base number of FP17s or Patient Questionnaire responses are less than 100. N/A is shown where the base number of responses is less than 10 during the period. % is calculated as Quantity/Base number*100

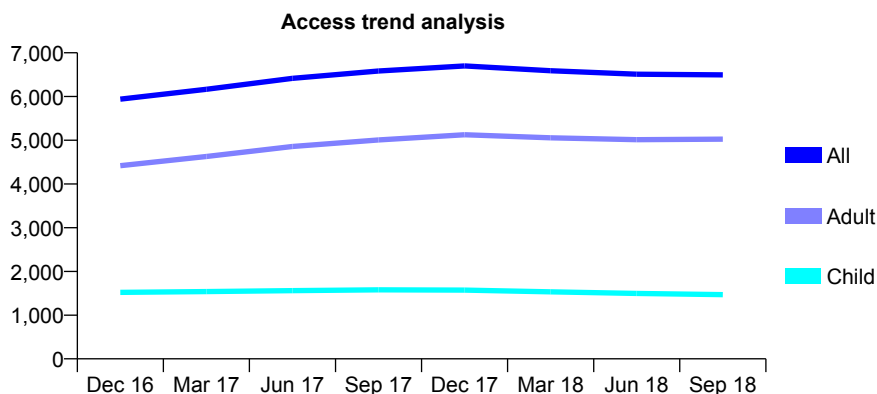
Q50 - Vital Signs At a Glance Contract Report for 161586/0002 - September 2018

Name or company name	B & R Dental Care
Contract type name	GDS Contract
Purpose of contract	General
Contract start date	01/12/2015
Contract end date	

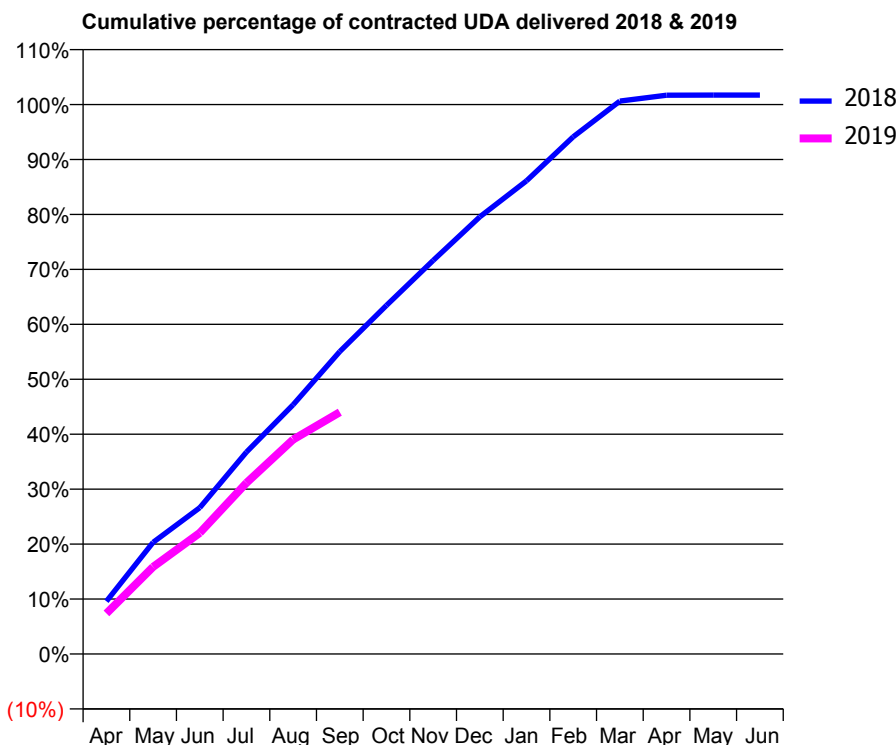
18/19 Contracted general activity (UDA)	16,800
Carry forward general activity (UDA)	0
18/19 Contracted orthodontic activity (UOA)	0
Carry forward orthodontic activity (UOA)	0
Baseline contract value	£502,238.29

ACCESS*

Patients seen in 24 months	Total	Change since previous quarter
Quarter ending September 2017	6,584	
Quarter ending December 2017	6,699	→
Quarter ending March 2018	6,589	↓
Quarter ending June 2018	6,511	↓
Quarter ending September 2018	6,494	→
Variance since September 2017	(1.4%)	↓



ACTIVITY



Month	Adjusted Scheduled Activity (UDA)	
	2018	2019
April	1,613	1,240
May	3,414	2,664
June	4,475	3,704
July	6,173	5,234
August	7,621	6,559
September	9,247	7,393
October	10,659	
November	12,034	
December	13,366	
January	14,468	
February	15,813	
March	16,904	
April	17,086	
May	17,088	
June	17,088	

QUALITY

	Quantity	Base Number	Contract	AT	Region	England
% of FP17s for the same patient ID Re-attending within 3 months - Children	71	1,290	5.5%	9.4%	12.2%	11.6%
% of FP17s for the same patient ID Re-attending within 3 months - Adults	193	2,755	7.0%	12.8%	15.8%	15.5%
% of FP17s for the same patient ID Re-attending between 3 & 9 months - Children	926	1,290	71.8%	63.3%	60.3%	58.8%
% of FP17s for the same patient ID Re-attending between 3 & 9 months - Adults	606	2,755	22.0%	55.1%	53.5%	51.1%
% of FP17s for Band 1 Urgent Courses	228	3,932	5.8%	7.6%	9.1%	9.0%
% of FP17s Relating to Free Repair or Replacements	8	3,932	0.2%	0.9%	1.0%	0.8%
% of FP17s Relating to Continuations	22	3,932	0.6%	0.9%	1.0%	0.9%
% of Patients satisfied with the dentistry they have received	3	3	N/A	94.0%	93.6%	93.3%
% of Patients satisfied with the time they had to wait for an appointment	3	3	N/A	89.0%	89.8%	88.9%

* This is based on patients treated on this contract for their most recent course of treatment. Figures in italics indicate the base number of FP17s or Patient Questionnaire responses are less than 100. N/A is shown where the base number of responses is less than 10 during the period. % is calculated as Quantity/Base number*100

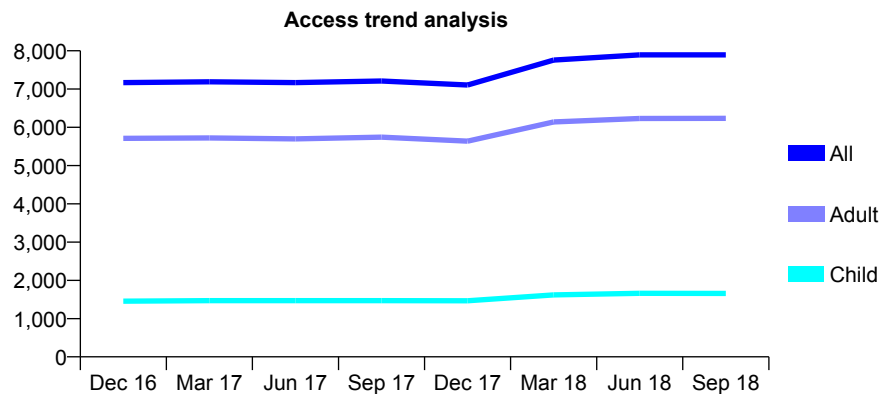
Q50 - Vital Signs At a Glance Contract Report for 161829/0001 - September 2018

Name or company name	Exchange Street Practice Ltd
Contract type name	GDS Contract
Purpose of contract	General
Contract start date	01/04/2011
Contract end date	

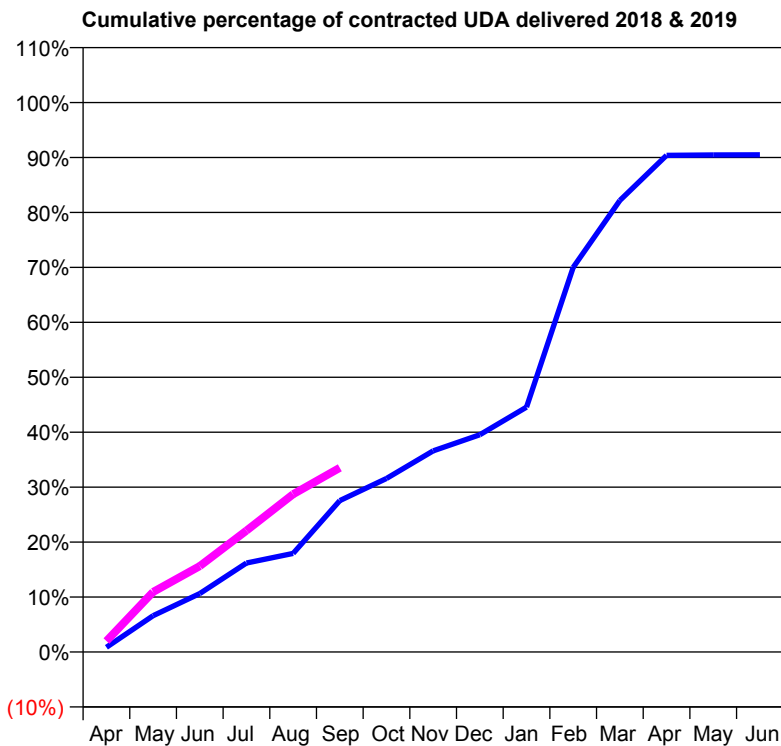
18/19 Contracted general activity (UDA)	21,484
Carry forward general activity (UDA)	0
18/19 Contracted orthodontic activity (UOA)	0
Carry forward orthodontic activity (UOA)	0
Baseline contract value	£663,792.44

ACCESS*

Patients seen in 24 months	Total	Change since previous quarter
Quarter ending September 2017	7,210	
Quarter ending December 2017	7,107	↓
Quarter ending March 2018	7,759	↑
Quarter ending June 2018	7,893	→
Quarter ending September 2018	7,892	→
Variance since September 2017	9.5%	↑



ACTIVITY



Adjusted Scheduled Activity (UDA)		
Month	2018	2019
April	183	428
May	1,421	2,351
June	2,284	3,361
July	3,479	4,749
August	3,855	6,171
September	5,921	7,204
October	6,783	
November	7,862	
December	8,498	
January	9,575	
February	15,039	
March	17,654	
April	19,419	
May	19,432	
June	19,440	

QUALITY

	Quantity	Base Number	Contract	AT	Region	England
% of FP17s for the same patient ID Re-attending within 3 months - Children	66	1,089	6.1%	9.4%	12.2%	11.6%
% of FP17s for the same patient ID Re-attending within 3 months - Adults	415	3,667	11.3%	12.8%	15.8%	15.5%
% of FP17s for the same patient ID Re-attending between 3 & 9 months - Children	630	1,089	57.9%	63.3%	60.3%	58.8%
% of FP17s for the same patient ID Re-attending between 3 & 9 months - Adults	1,895	3,667	51.7%	55.1%	53.5%	51.1%
% of FP17s for Band 1 Urgent Courses	318	3,686	8.6%	7.6%	9.1%	9.0%
% of FP17s Relating to Free Repair or Replacements	19	3,686	0.5%	0.9%	1.0%	0.8%
% of FP17s Relating to Continuations	28	3,686	0.8%	0.9%	1.0%	0.9%
% of Patients satisfied with the dentistry they have received	7	7	N/A	94.0%	93.6%	93.3%
% of Patients satisfied with the time they had to wait for an appointment	7	7	N/A	89.0%	89.8%	88.9%

* This is based on patients treated on this contract for their most recent course of treatment. Figures in italics indicate the base number of FP17s or Patient Questionnaire responses are less than 100. N/A is shown where the base number of responses is less than 10 during the period. % is calculated as Quantity/Base number*100

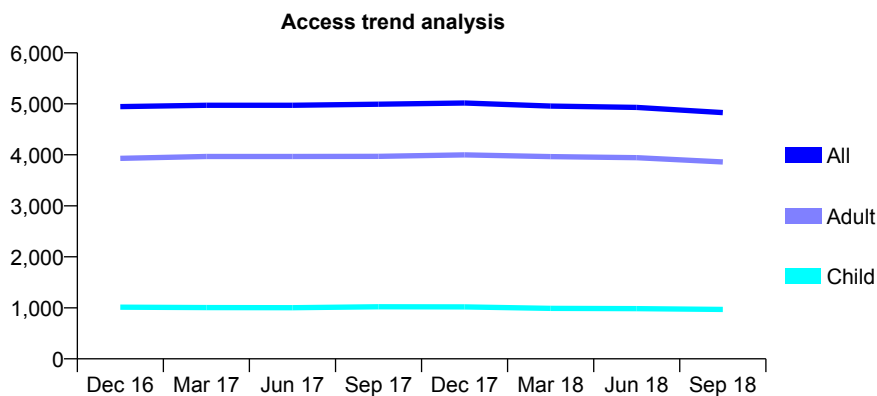
Q50 - Vital Signs At a Glance Contract Report for 163252/0001 - September 2018

Name or company name	Alpha Dental Great Ayton
Contract type name	GDS Contract
Purpose of contract	General
Contract start date	01/04/2009
Contract end date	

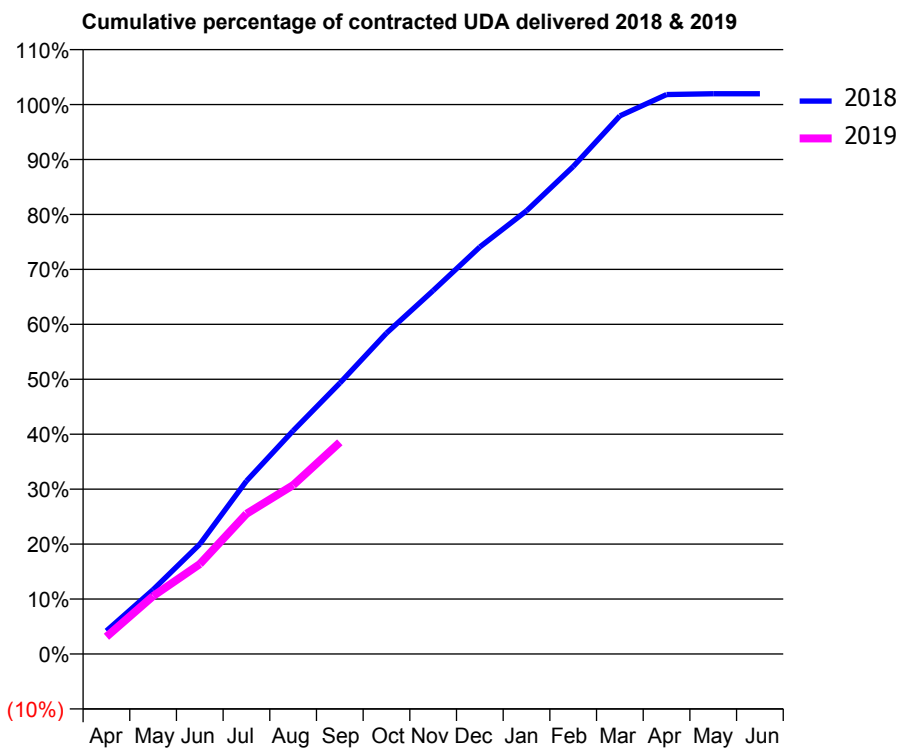
18/19 Contracted general activity (UDA)	14,000
Carry forward general activity (UDA)	0
18/19 Contracted orthodontic activity (UOA)	0
Carry forward orthodontic activity (UOA)	0
Baseline contract value	£366,175.89

ACCESS*

Patients seen in 24 months	Total	Change since previous quarter
Quarter ending September 2017	4,992	
Quarter ending December 2017	5,016	→
Quarter ending March 2018	4,955	↓
Quarter ending June 2018	4,929	→
Quarter ending September 2018	4,827	↓
Variance since September 2017	(3.3%)	↓



ACTIVITY



Month	Adjusted Scheduled Activity (UDA)	
	2018	2019
April	590	438
May	1,638	1,475
June	2,799	2,291
July	4,406	3,572
August	5,689	4,303
September	6,901	5,394
October	8,176	
November	9,258	
December	10,369	
January	11,292	
February	12,417	
March	13,711	
April	14,254	
May	14,273	
June	14,273	

QUALITY

	Quantity	Base Number	Contract	AT	Region	England
% of FP17s for the same patient ID Re-attending within 3 months - Children	40	691	5.8%	9.4%	12.2%	11.6%
% of FP17s for the same patient ID Re-attending within 3 months - Adults	349	2,507	13.9%	12.8%	15.8%	15.5%
% of FP17s for the same patient ID Re-attending between 3 & 9 months - Children	427	691	61.8%	63.3%	60.3%	58.8%
% of FP17s for the same patient ID Re-attending between 3 & 9 months - Adults	1,321	2,507	52.7%	55.1%	53.5%	51.1%
% of FP17s for Band 1 Urgent Courses	155	2,541	6.1%	7.6%	9.1%	9.0%
% of FP17s Relating to Free Repair or Replacements	62	2,541	2.4%	0.9%	1.0%	0.8%
% of FP17s Relating to Continuations	50	2,541	2.0%	0.9%	1.0%	0.9%
% of Patients satisfied with the dentistry they have received	7	7	N/A	94.0%	93.6%	93.3%
% of Patients satisfied with the time they had to wait for an appointment	6	7	N/A	89.0%	89.8%	88.9%

* This is based on patients treated on this contract for their most recent course of treatment. Figures in italics indicate the base number of FP17s or Patient Questionnaire responses are less than 100. N/A is shown where the base number of responses is less than 10 during the period. % is calculated as Quantity/Base number*100

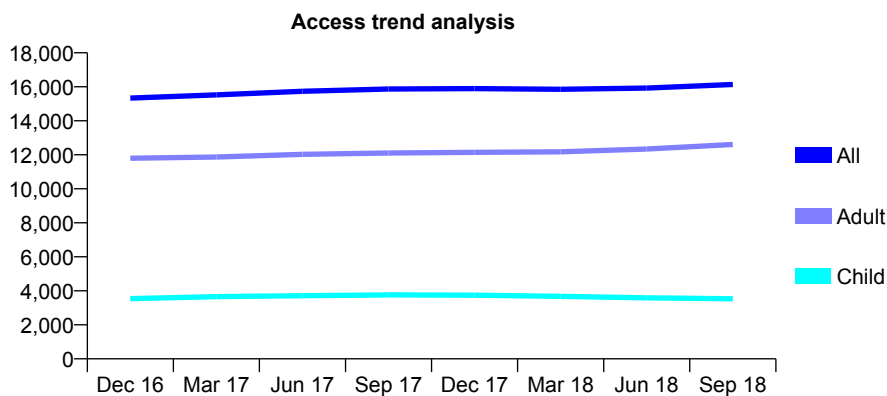
Q50 - Vital Signs At a Glance Contract Report for 163880/0001 - September 2018

Name or company name	Lawrence Street Dental Practice Ltd
Contract type name	GDS Contract
Purpose of contract	General
Contract start date	01/03/2008
Contract end date	

18/19 Contracted general activity (UDA)	44,087
Carry forward general activity (UDA)	0
18/19 Contracted orthodontic activity (UOA)	0
Carry forward orthodontic activity (UOA)	0
Baseline contract value	£1,418,203.64

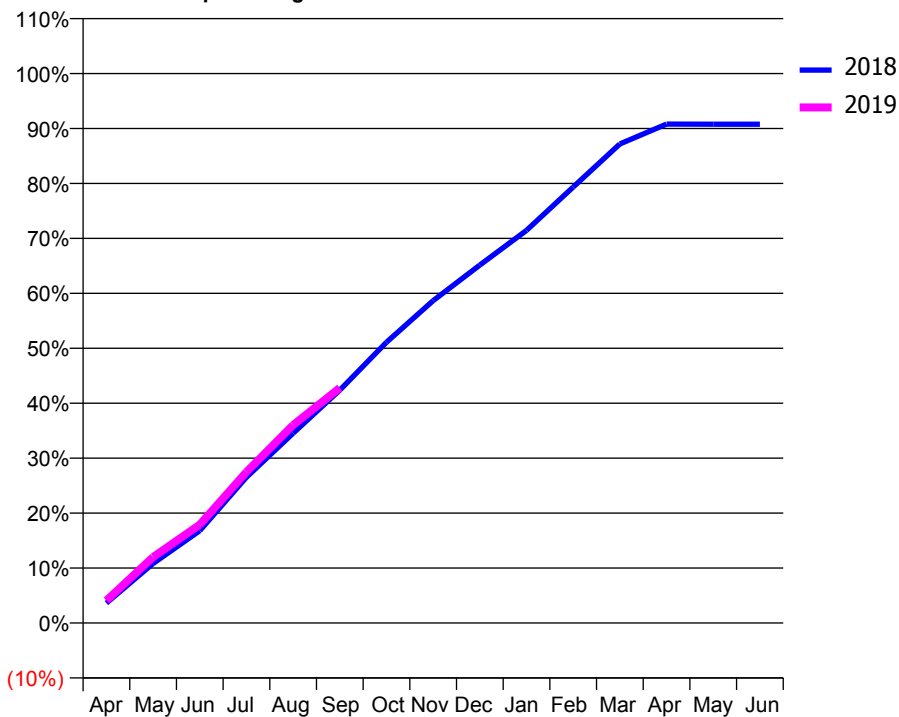
ACCESS*

Patients seen in 24 months	Total	Change since previous quarter
Quarter ending September 2017	15,871	
Quarter ending December 2017	15,896	→
Quarter ending March 2018	15,855	→
Quarter ending June 2018	15,929	→
Quarter ending September 2018	16,139	→
Variance since September 2017	1.7%	→



ACTIVITY

Cumulative percentage of contracted UDA delivered 2018 & 2019



Month	Adjusted Scheduled Activity (UDA)	
	2018	2019
April	1,601	1,798
May	4,777	5,291
June	7,404	7,894
July	11,702	12,121
August	15,231	15,884
September	18,690	18,868
October	22,523	
November	25,862	
December	28,723	
January	31,501	
February	34,982	
March	38,439	
April	40,032	
May	40,015	
June	40,015	

QUALITY

	Quantity	Base Number	Contract	AT	Region	England
% of FP17s for the same patient ID Re-attending within 3 months - Children	131	2,747	4.8%	9.4%	12.2%	11.6%
% of FP17s for the same patient ID Re-attending within 3 months - Adults	1,000	9,466	10.6%	12.8%	15.8%	15.5%
% of FP17s for the same patient ID Re-attending between 3 & 9 months - Children	1,764	2,747	64.2%	63.3%	60.3%	58.8%
% of FP17s for the same patient ID Re-attending between 3 & 9 months - Adults	5,758	9,466	60.8%	55.1%	53.5%	51.1%
% of FP17s for Band 1 Urgent Courses	799	11,323	7.1%	7.6%	9.1%	9.0%
% of FP17s Relating to Free Repair or Replacements	49	11,323	0.4%	0.9%	1.0%	0.8%
% of FP17s Relating to Continuations	89	11,323	0.8%	0.9%	1.0%	0.9%
% of Patients satisfied with the dentistry they have received	9	9	N/A	94.0%	93.6%	93.3%
% of Patients satisfied with the time they had to wait for an appointment	8	9	N/A	89.0%	89.8%	88.9%

* This is based on patients treated on this contract for their most recent course of treatment. Figures in italics indicate the base number of FP17s or Patient Questionnaire responses are less than 100. N/A is shown where the base number of responses is less than 10 during the period. % is calculated as Quantity/Base number*100

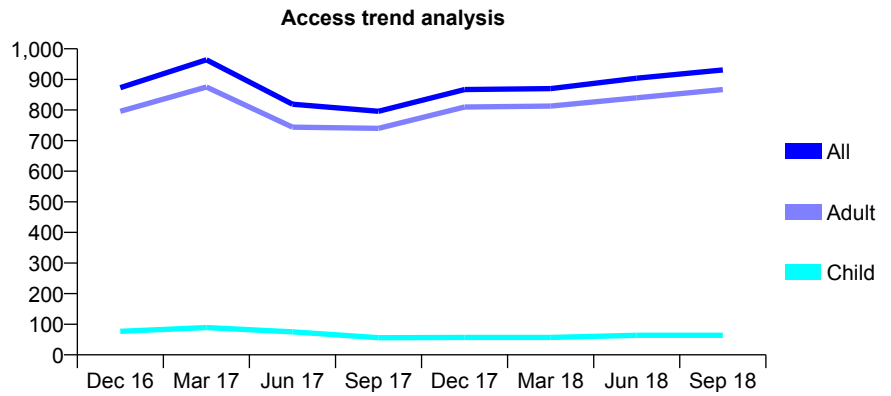
Q50 - Vital Signs At a Glance Contract Report for 163880/0002 - September 2018

Name or company name	Lawrence Street Dental Practice Ltd
Contract type name	PDS Contract
Purpose of contract	General
Contract start date	01/06/2011
Contract end date	30/09/2018

18/19 Contracted general activity (UDA)	2
Carry forward general activity (UDA)	0
18/19 Contracted orthodontic activity (UOA)	0
Carry forward orthodontic activity (UOA)	0
Baseline contract value	£36,163.98

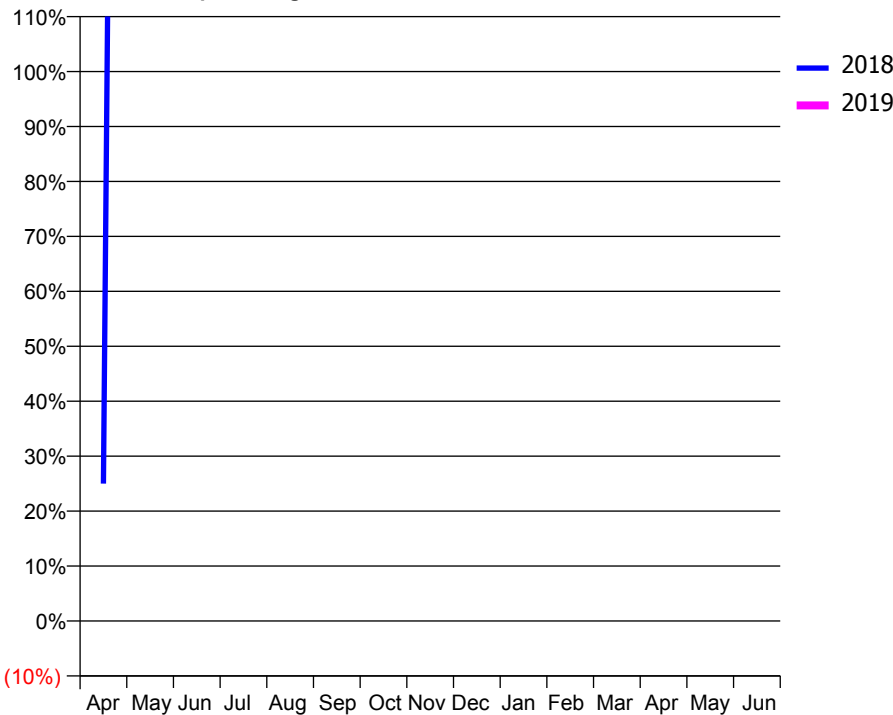
ACCESS*

Patients seen in 24 months	Total	Change since previous quarter
Quarter ending September 2017	796	
Quarter ending December 2017	867	↑
Quarter ending March 2018	870	→
Quarter ending June 2018	904	↑
Quarter ending September 2018	931	↑
Variance since September 2017	17.0%	↑



ACTIVITY

Cumulative percentage of contracted UDA delivered 2018 & 2019



Month	Adjusted Scheduled Activity (UDA)	
	2018	2019
April	1	104
May	38	264
June	72	365
July	168	510
August	247	713
September	458	861
October	582	
November	738	
December	827	
January	1,014	
February	1,141	
March	1,266	
April	1,333	
May	1,333	
June	1,333	

QUALITY

	Quantity	Base Number	Contract	AT	Region	England
% of FP17s for the same patient ID Re-attending within 3 months - Children	1	100	1.0%	9.4%	12.2%	11.6%
% of FP17s for the same patient ID Re-attending within 3 months - Adults	14	624	2.2%	12.8%	15.8%	15.5%
% of FP17s for the same patient ID Re-attending between 3 & 9 months - Children	0	100	0.0%	63.3%	60.3%	58.8%
% of FP17s for the same patient ID Re-attending between 3 & 9 months - Adults	5	624	0.8%	55.1%	53.5%	51.1%
% of FP17s for Band 1 Urgent Courses	602	672	89.6%	7.6%	9.1%	9.0%
% of FP17s Relating to Free Repair or Replacements	0	672	0.0%	0.9%	1.0%	0.8%
% of FP17s Relating to Continuations	0	672	0.0%	0.9%	1.0%	0.9%
% of Patients satisfied with the dentistry they have received	0	0	N/A	94.0%	93.6%	93.3%
% of Patients satisfied with the time they had to wait for an appointment	0	0	N/A	89.0%	89.8%	88.9%

* This is based on patients treated on this contract for their most recent course of treatment. Figures in italics indicate the base number of FP17s or Patient Questionnaire responses are less than 100. N/A is shown where the base number of responses is less than 10 during the period. % is calculated as Quantity/Base number*100

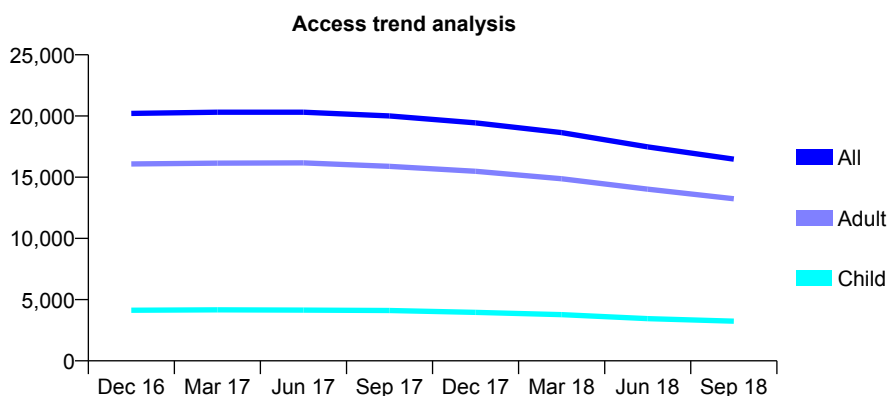
Q50 - Vital Signs At a Glance Contract Report for 163961/0001 - September 2018

Name or company name	Pierce & Geddes Limited
Contract type name	GDS Contract
Purpose of contract	General
Contract start date	01/12/2008
Contract end date	

18/19 Contracted general activity (UDA)	65,063
Carry forward general activity (UDA)	0
18/19 Contracted orthodontic activity (UOA)	0
Carry forward orthodontic activity (UOA)	0
Baseline contract value	£2,006,643.63

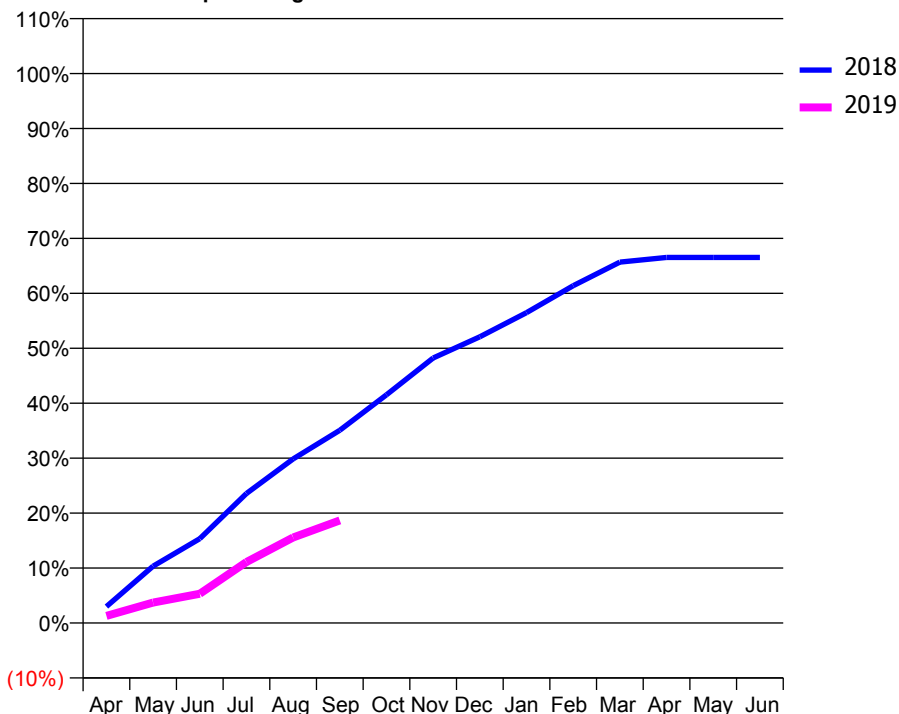
ACCESS*

Patients seen in 24 months	Total	Change since previous quarter
Quarter ending September 2017	20,006	
Quarter ending December 2017	19,442	↓
Quarter ending March 2018	18,643	↓
Quarter ending June 2018	17,482	↓
Quarter ending September 2018	16,477	↓
Variance since September 2017	(17.6%)	↓



ACTIVITY

Cumulative percentage of contracted UDA delivered 2018 & 2019



Adjusted Scheduled Activity (UDA)		
Month	2018	2019
April	1,950	839
May	6,732	2,428
June	9,993	3,468
July	15,333	7,228
August	19,433	10,121
September	22,815	12,149
October	27,020	
November	31,383	
December	33,884	
January	36,741	
February	39,940	
March	42,734	
April	43,288	
May	43,286	
June	43,283	

QUALITY

	Quantity	Base Number	Contract	AT	Region	England
% of FP17s for the same patient ID Re-attending within 3 months - Children	61	1,467	4.2%	9.4%	12.2%	11.6%
% of FP17s for the same patient ID Re-attending within 3 months - Adults	464	5,708	8.1%	12.8%	15.8%	15.5%
% of FP17s for the same patient ID Re-attending between 3 & 9 months - Children	676	1,467	46.1%	63.3%	60.3%	58.8%
% of FP17s for the same patient ID Re-attending between 3 & 9 months - Adults	2,970	5,708	52.0%	55.1%	53.5%	51.1%
% of FP17s for Band 1 Urgent Courses	597	6,906	8.6%	7.6%	9.1%	9.0%
% of FP17s Relating to Free Repair or Replacements	47	6,906	0.7%	0.9%	1.0%	0.8%
% of FP17s Relating to Continuations	50	6,906	0.7%	0.9%	1.0%	0.9%
% of Patients satisfied with the dentistry they have received	9	9	N/A	94.0%	93.6%	93.3%
% of Patients satisfied with the time they had to wait for an appointment	7	9	N/A	89.0%	89.8%	88.9%

* This is based on patients treated on this contract for their most recent course of treatment. Figures in italics indicate the base number of FP17s or Patient Questionnaire responses are less than 100. N/A is shown where the base number of responses is less than 10 during the period. % is calculated as Quantity/Base number*100

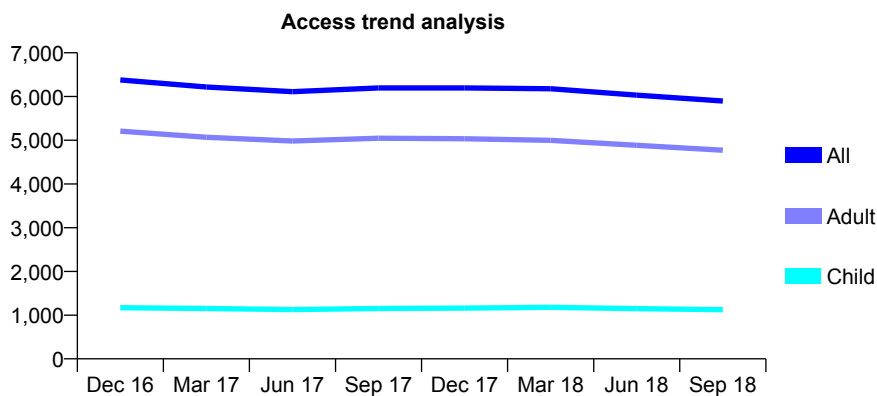
Q50 - Vital Signs At a Glance Contract Report for 164119/0001 - September 2018

Name or company name	Filey Dental Care Centre Partnership
Contract type name	GDS Contract
Purpose of contract	General
Contract start date	24/08/2012
Contract end date	

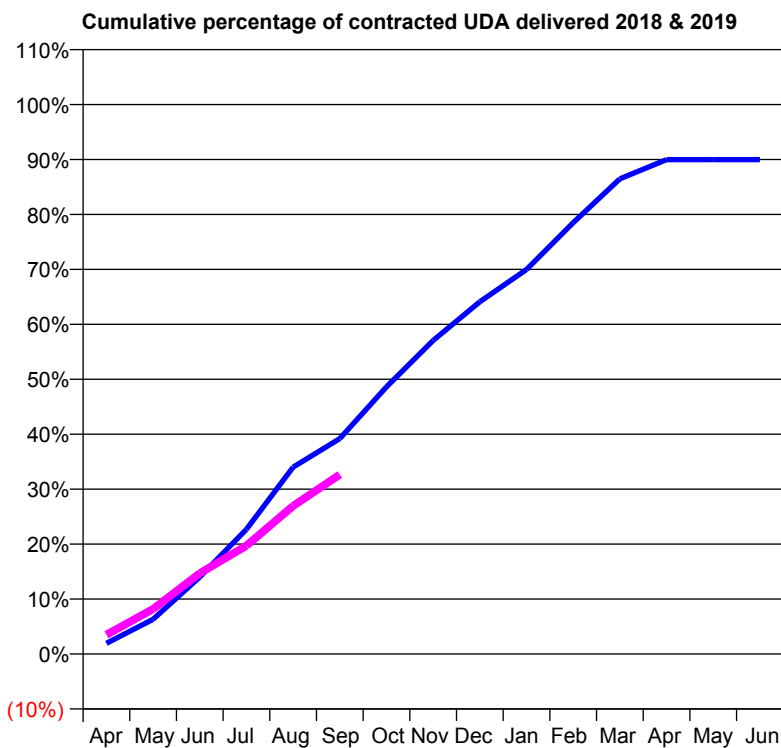
18/19 Contracted general activity (UDA)	20,700
Carry forward general activity (UDA)	0
18/19 Contracted orthodontic activity (UOA)	0
Carry forward orthodontic activity (UOA)	0
Baseline contract value	£554,826.06

ACCESS*

Patients seen in 24 months	Total	Change since previous quarter
Quarter ending September 2017	6,195	
Quarter ending December 2017	6,195	→
Quarter ending March 2018	6,177	→
Quarter ending June 2018	6,033	↓
Quarter ending September 2018	5,896	↓
Variance since September 2017	(4.8%)	↓



ACTIVITY



Month	Adjusted Scheduled Activity (UDA)	
	2018	2019
April	404	727
May	1,310	1,693
June	2,902	3,043
July	4,698	4,081
August	7,041	5,579
September	8,117	6,758
October	10,065	
November	11,812	
December	13,267	
January	14,486	
February	16,249	
March	17,899	
April	18,625	
May	18,625	
June	18,626	

QUALITY

	Quantity	Base Number	Contract	AT	Region	England
% of FP17s for the same patient ID Re-attending within 3 months - Children	38	787	4.8%	9.4%	12.2%	11.6%
% of FP17s for the same patient ID Re-attending within 3 months - Adults	386	2,995	12.9%	12.8%	15.8%	15.5%
% of FP17s for the same patient ID Re-attending between 3 & 9 months - Children	510	787	64.8%	63.3%	60.3%	58.8%
% of FP17s for the same patient ID Re-attending between 3 & 9 months - Adults	1,236	2,995	41.3%	55.1%	53.5%	51.1%
% of FP17s for Band 1 Urgent Courses	327	3,484	9.4%	7.6%	9.1%	9.0%
% of FP17s Relating to Free Repair or Replacements	39	3,484	1.1%	0.9%	1.0%	0.8%
% of FP17s Relating to Continuations	50	3,484	1.4%	0.9%	1.0%	0.9%
% of Patients satisfied with the dentistry they have received	6	6	N/A	94.0%	93.6%	93.3%
% of Patients satisfied with the time they had to wait for an appointment	5	6	N/A	89.0%	89.8%	88.9%

* This is based on patients treated on this contract for their most recent course of treatment. Figures in italics indicate the base number of FP17s or Patient Questionnaire responses are less than 100. N/A is shown where the base number of responses is less than 10 during the period. % is calculated as Quantity/Base number*100

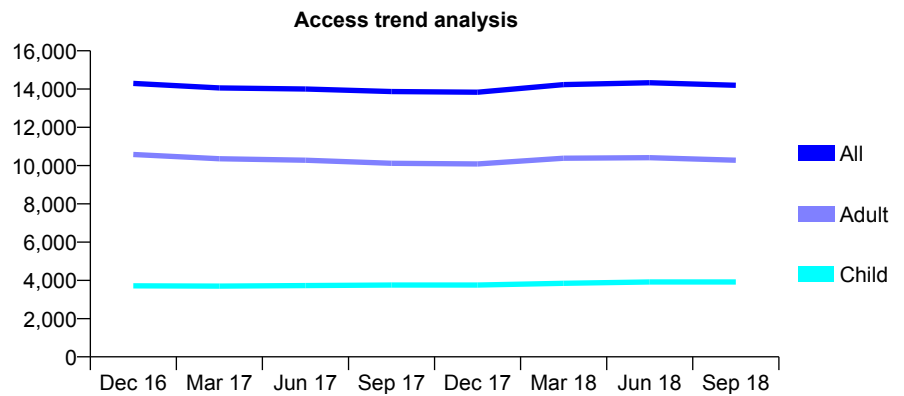
Q50 - Vital Signs At a Glance Contract Report for 164623/0001 - September 2018

Name or company name	Clock House Dental Practice
Contract type name	GDS Contract
Purpose of contract	General
Contract start date	01/07/2014
Contract end date	

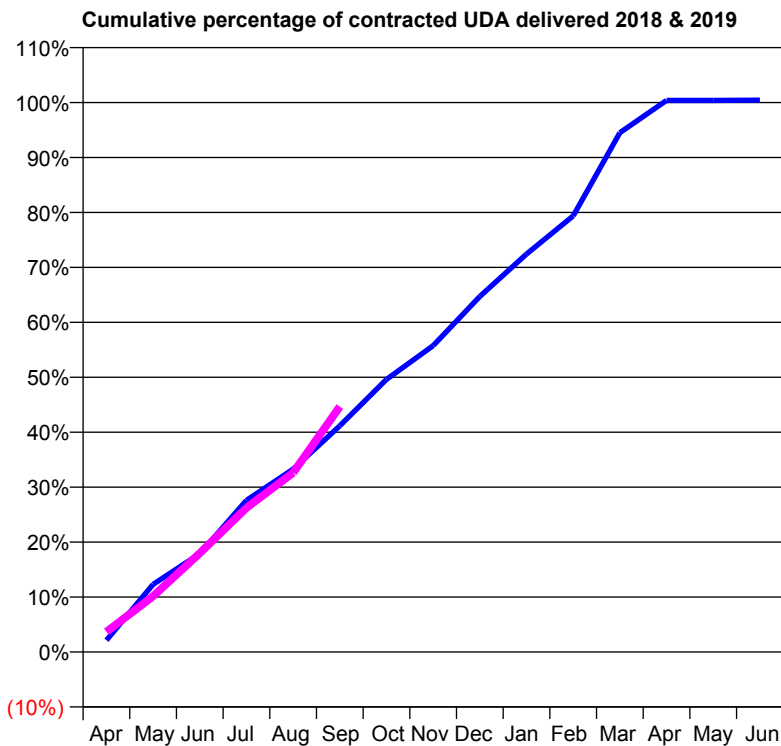
18/19 Contracted general activity (UDA)	38,182
Carry forward general activity (UDA)	0
18/19 Contracted orthodontic activity (UOA)	0
Carry forward orthodontic activity (UOA)	0
Baseline contract value	£1,103,259.65

ACCESS*

Patients seen in 24 months	Total	Change since previous quarter
Quarter ending September 2017	13,871	
Quarter ending December 2017	13,836	→
Quarter ending March 2018	14,230	↑
Quarter ending June 2018	14,329	→
Quarter ending September 2018	14,195	→
Variance since September 2017	2.3%	↑



ACTIVITY



Month	Adjusted Scheduled Activity (UDA)	
	2018	2019
April	818	1,405
May	4,707	3,879
June	6,836	6,872
July	10,544	10,020
August	12,706	12,459
September	15,722	17,052
October	18,944	
November	21,283	
December	24,710	
January	27,657	
February	30,304	
March	36,084	
April	38,332	
May	38,329	
June	38,346	

QUALITY

	Quantity	Base Number	Contract	AT	Region	England
% of FP17s for the same patient ID Re-attending within 3 months - Children	192	2,932	6.5%	9.4%	12.2%	11.6%
% of FP17s for the same patient ID Re-attending within 3 months - Adults	906	7,221	12.5%	12.8%	15.8%	15.5%
% of FP17s for the same patient ID Re-attending between 3 & 9 months - Children	1,763	2,932	60.1%	63.3%	60.3%	58.8%
% of FP17s for the same patient ID Re-attending between 3 & 9 months - Adults	3,967	7,221	54.9%	55.1%	53.5%	51.1%
% of FP17s for Band 1 Urgent Courses	695	8,915	7.8%	7.6%	9.1%	9.0%
% of FP17s Relating to Free Repair or Replacements	51	8,915	0.6%	0.9%	1.0%	0.8%
% of FP17s Relating to Continuations	65	8,915	0.7%	0.9%	1.0%	0.9%
% of Patients satisfied with the dentistry they have received	5	5	N/A	94.0%	93.6%	93.3%
% of Patients satisfied with the time they had to wait for an appointment	4	5	N/A	89.0%	89.8%	88.9%

* This is based on patients treated on this contract for their most recent course of treatment. Figures in italics indicate the base number of FP17s or Patient Questionnaire responses are less than 100. N/A is shown where the base number of responses is less than 10 during the period. % is calculated as Quantity/Base number*100

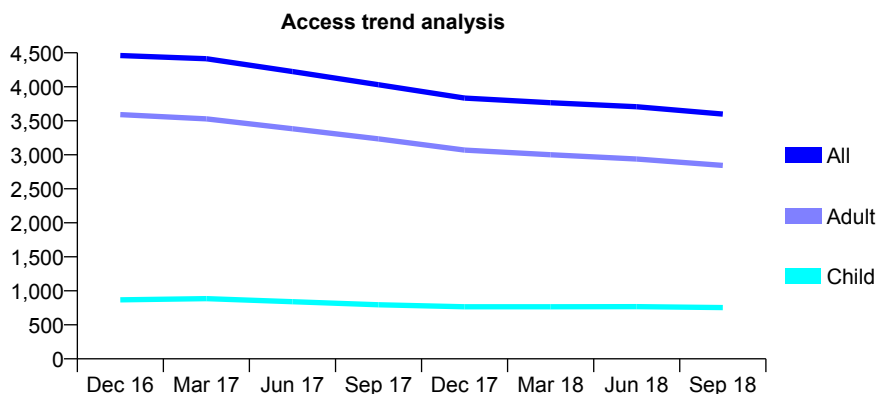
Q50 - Vital Signs At a Glance Contract Report for 164690/0001 - September 2018

Name or company name	IDH 477 Limited
Contract type name	GDS Contract
Purpose of contract	General
Contract start date	01/04/2008
Contract end date	

18/19 Contracted general activity (UDA)	11,845
Carry forward general activity (UDA)	0
18/19 Contracted orthodontic activity (UOA)	0
Carry forward orthodontic activity (UOA)	0
Baseline contract value	£371,895.11

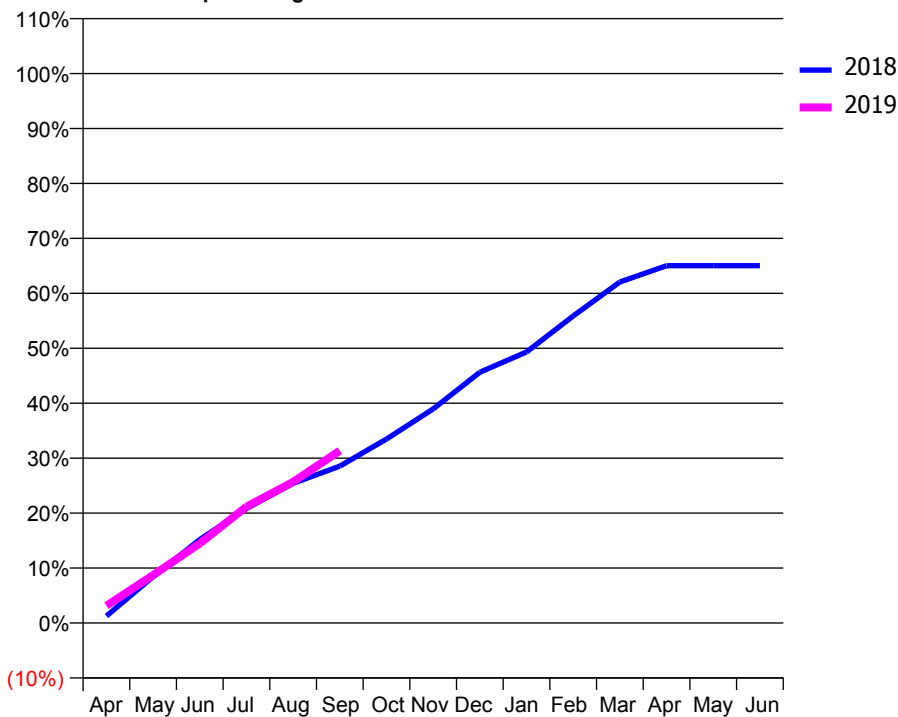
ACCESS*

Patients seen in 24 months	Total	Change since previous quarter
Quarter ending September 2017	4,031	
Quarter ending December 2017	3,834	↓
Quarter ending March 2018	3,766	↓
Quarter ending June 2018	3,706	↓
Quarter ending September 2018	3,599	↓
Variance since September 2017	(10.7%)	↓



ACTIVITY

Cumulative percentage of contracted UDA delivered 2018 & 2019



Adjusted Scheduled Activity (UDA)

Month	2018	2019
April	150	373
May	998	1,035
June	1,801	1,715
July	2,468	2,507
August	3,010	3,044
September	3,382	3,715
October	3,965	
November	4,616	
December	5,404	
January	5,842	
February	6,618	
March	7,351	
April	7,701	
May	7,701	
June	7,701	

QUALITY

	Quantity	Base Number	Contract	AT	Region	England
% of FP17s for the same patient ID Re-attending within 3 months - Children	26	460	5.7%	9.4%	12.2%	11.6%
% of FP17s for the same patient ID Re-attending within 3 months - Adults	118	1,311	9.0%	12.8%	15.8%	15.5%
% of FP17s for the same patient ID Re-attending between 3 & 9 months - Children	156	460	33.9%	63.3%	60.3%	58.8%
% of FP17s for the same patient ID Re-attending between 3 & 9 months - Adults	389	1,311	29.7%	55.1%	53.5%	51.1%
% of FP17s for Band 1 Urgent Courses	109	1,592	6.8%	7.6%	9.1%	9.0%
% of FP17s Relating to Free Repair or Replacements	20	1,592	1.3%	0.9%	1.0%	0.8%
% of FP17s Relating to Continuations	9	1,592	0.6%	0.9%	1.0%	0.9%
% of Patients satisfied with the dentistry they have received	1	1	N/A	94.0%	93.6%	93.3%
% of Patients satisfied with the time they had to wait for an appointment	1	1	N/A	89.0%	89.8%	88.9%

* This is based on patients treated on this contract for their most recent course of treatment. Figures in italics indicate the base number of FP17s or Patient Questionnaire responses are less than 100. N/A is shown where the base number of responses is less than 10 during the period. % is calculated as Quantity/Base number*100

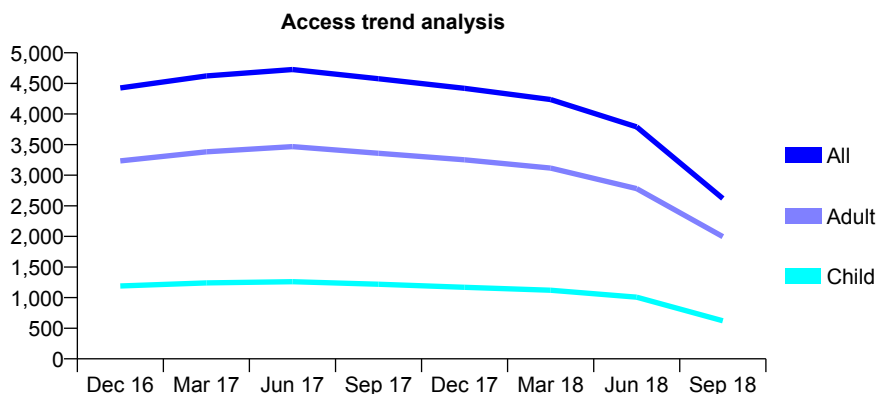
Q50 - Vital Signs At a Glance Contract Report for 164925/0001 - September 2018

Name or company name	City Health Dental
Contract type name	PDS Contract
Purpose of contract	General
Contract start date	01/06/2010
Contract end date	31/05/2018

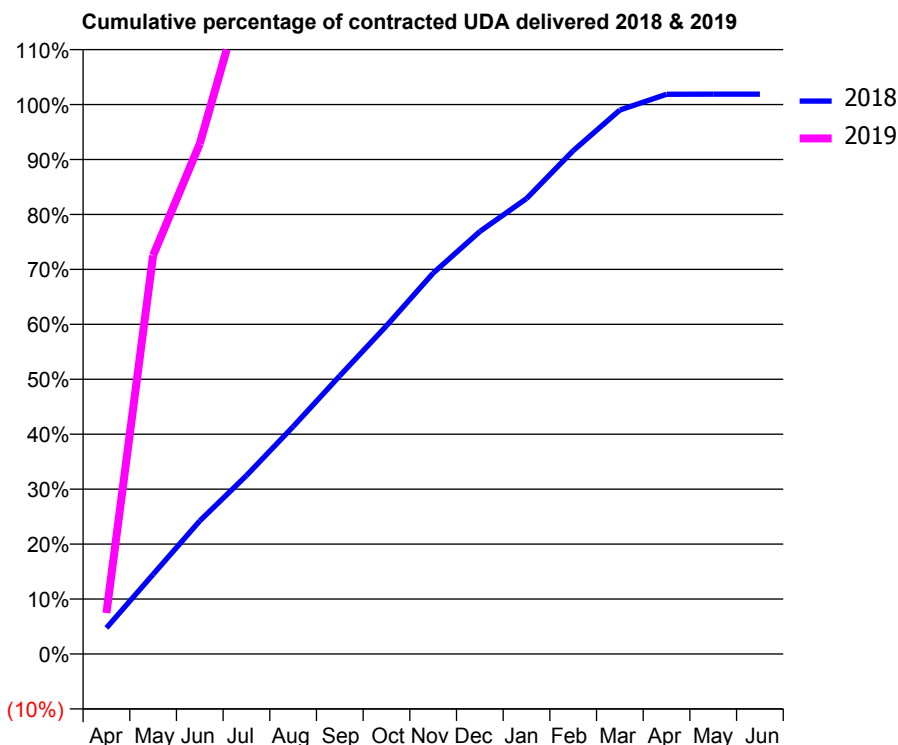
18/19 Contracted general activity (UDA)	1,633
Carry forward general activity (UDA)	0
18/19 Contracted orthodontic activity (UOA)	0
Carry forward orthodontic activity (UOA)	0
Baseline contract value	£59,571.46

ACCESS*

Patients seen in 24 months	Total	Change since previous quarter
Quarter ending September 2017	4,576	
Quarter ending December 2017	4,420	↓
Quarter ending March 2018	4,236	↓
Quarter ending June 2018	3,789	↓
Quarter ending September 2018	2,619	↓
Variance since September 2017	(42.8%)	↓



ACTIVITY



Month	Adjusted Scheduled Activity (UDA)	
	2018	2019
April	465	122
May	1,420	1,184
June	2,375	1,516
July	3,184	2,001
August	4,056	2,104
September	4,963	2,149
October	5,854	
November	6,793	
December	7,535	
January	8,122	
February	8,977	
March	9,702	
April	9,983	
May	9,984	
June	9,984	

QUALITY

	Quantity	Base Number	Contract	AT	Region	England
% of FP17s for the same patient ID Re-attending within 3 months - Children	17	333	5.1%	9.4%	12.2%	11.6%
% of FP17s for the same patient ID Re-attending within 3 months - Adults	133	920	14.5%	12.8%	15.8%	15.5%
% of FP17s for the same patient ID Re-attending between 3 & 9 months - Children	193	333	58.0%	63.3%	60.3%	58.8%
% of FP17s for the same patient ID Re-attending between 3 & 9 months - Adults	552	920	60.0%	55.1%	53.5%	51.1%
% of FP17s for Band 1 Urgent Courses	87	1,081	8.0%	7.6%	9.1%	9.0%
% of FP17s Relating to Free Repair or Replacements	8	1,081	0.7%	0.9%	1.0%	0.8%
% of FP17s Relating to Continuations	14	1,081	1.3%	0.9%	1.0%	0.9%
% of Patients satisfied with the dentistry they have received	3	3	N/A	94.0%	93.6%	93.3%
% of Patients satisfied with the time they had to wait for an appointment	3	3	N/A	89.0%	89.8%	88.9%

* This is based on patients treated on this contract for their most recent course of treatment. Figures in italics indicate the base number of FP17s or Patient Questionnaire responses are less than 100. N/A is shown where the base number of responses is less than 10 during the period. % is calculated as Quantity/Base number*100

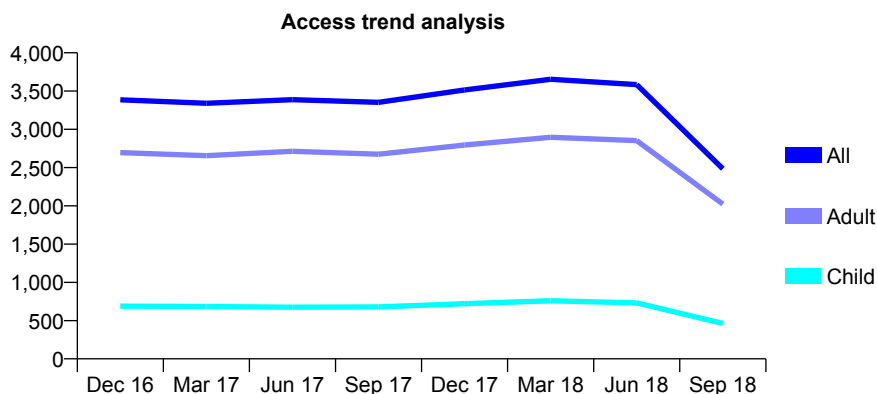
Q50 - Vital Signs At a Glance Contract Report for 164925/0003 - September 2018

Name or company name	City Health Dental
Contract type name	PDS Contract
Purpose of contract	General
Contract start date	01/06/2010
Contract end date	31/05/2018

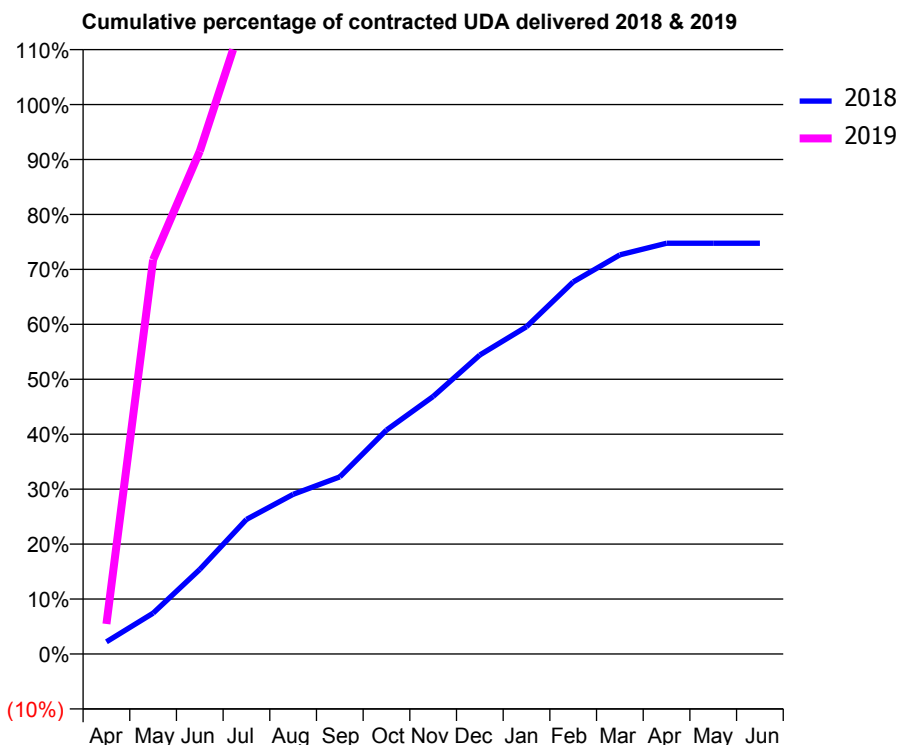
18/19 Contracted general activity (UDA)	1,833
Carry forward general activity (UDA)	0
18/19 Contracted orthodontic activity (UOA)	0
Carry forward orthodontic activity (UOA)	0
Baseline contract value	£65,528.61

ACCESS*

Patients seen in 24 months	Total	Change since previous quarter
Quarter ending September 2017	3,353	
Quarter ending December 2017	3,515	↑
Quarter ending March 2018	3,654	↑
Quarter ending June 2018	3,585	↓
Quarter ending September 2018	2,485	↓
Variance since September 2017	(25.9%)	↓



ACTIVITY



Month	Adjusted Scheduled Activity (UDA)	
	2018	2019
April	244	100
May	818	1,315
June	1,695	1,677
July	2,694	2,151
August	3,196	2,283
September	3,547	2,305
October	4,482	
November	5,155	
December	5,985	
January	6,551	
February	7,449	
March	7,991	
April	8,224	
May	8,224	
June	8,224	

QUALITY

	Quantity	Base Number	Contract	AT	Region	England
% of FP17s for the same patient ID Re-attending within 3 months - Children	16	237	6.8%	9.4%	12.2%	11.6%
% of FP17s for the same patient ID Re-attending within 3 months - Adults	162	1,021	15.9%	12.8%	15.8%	15.5%
% of FP17s for the same patient ID Re-attending between 3 & 9 months - Children	150	237	63.3%	63.3%	60.3%	58.8%
% of FP17s for the same patient ID Re-attending between 3 & 9 months - Adults	514	1,021	50.3%	55.1%	53.5%	51.1%
% of FP17s for Band 1 Urgent Courses	134	1,144	11.7%	7.6%	9.1%	9.0%
% of FP17s Relating to Free Repair or Replacements	14	1,144	1.2%	0.9%	1.0%	0.8%
% of FP17s Relating to Continuations	15	1,144	1.3%	0.9%	1.0%	0.9%
% of Patients satisfied with the dentistry they have received	5	6	N/A	94.0%	93.6%	93.3%
% of Patients satisfied with the time they had to wait for an appointment	4	6	N/A	89.0%	89.8%	88.9%

* This is based on patients treated on this contract for their most recent course of treatment. Figures in italics indicate the base number of FP17s or Patient Questionnaire responses are less than 100. N/A is shown where the base number of responses is less than 10 during the period. % is calculated as Quantity/Base number*100

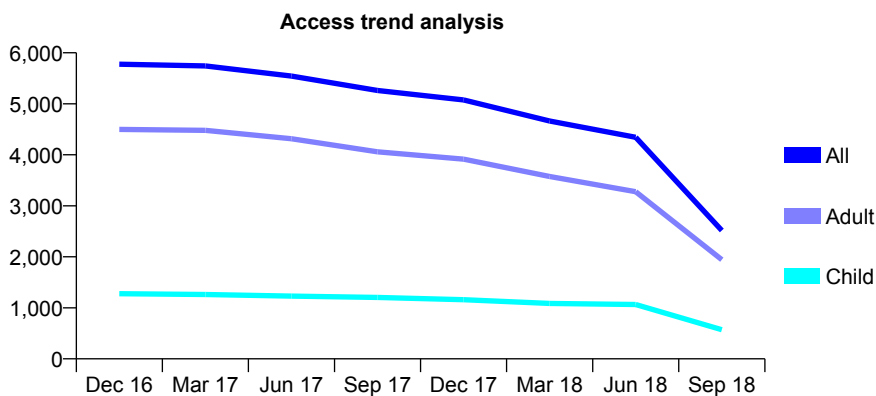
Q50 - Vital Signs At a Glance Contract Report for 164925/0004 - September 2018

Name or company name	City Health Dental
Contract type name	PDS Contract
Purpose of contract	General
Contract start date	01/06/2010
Contract end date	31/05/2018

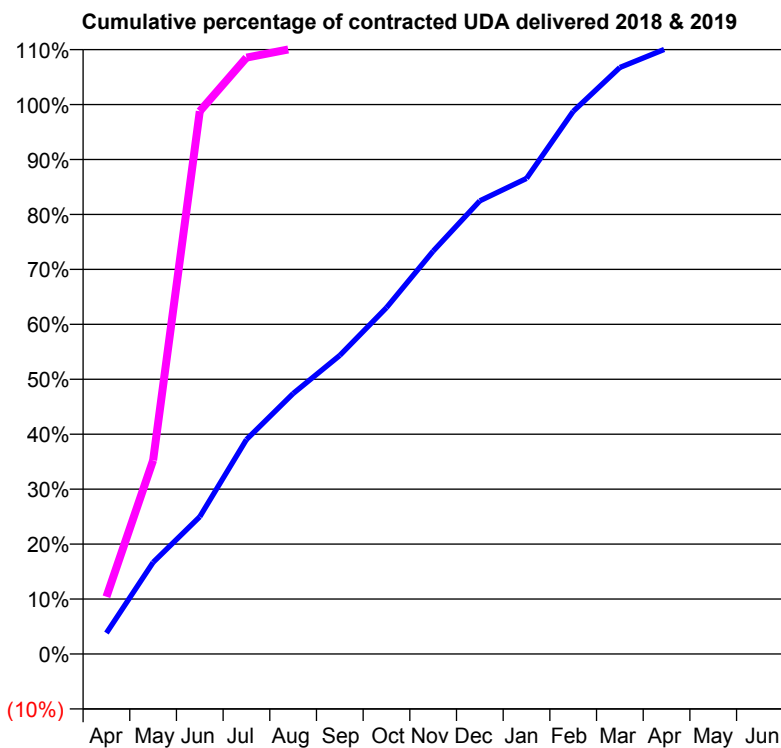
18/19 Contracted general activity (UDA)	1,633
Carry forward general activity (UDA)	0
18/19 Contracted orthodontic activity (UOA)	0
Carry forward orthodontic activity (UOA)	0
Baseline contract value	£59,571.46

ACCESS*

Patients seen in 24 months	Total	Change since previous quarter
Quarter ending September 2017	5,261	
Quarter ending December 2017	5,075	↓
Quarter ending March 2018	4,662	↓
Quarter ending June 2018	4,344	↓
Quarter ending September 2018	2,516	↓
Variance since September 2017	(52.2%)	↓



ACTIVITY



Month	Adjusted Scheduled Activity (UDA)	
	2018	2019
April	374	170
May	1,636	575
June	2,448	1,613
July	3,824	1,772
August	4,646	1,799
September	5,325	1,806
October	6,177	
November	7,185	
December	8,083	
January	8,481	
February	9,677	
March	10,461	
April	10,798	
May	10,798	
June	10,798	

QUALITY

	Quantity	Base Number	Contract	AT	Region	England
% of FP17s for the same patient ID Re-attending within 3 months - Children	17	300	5.7%	9.4%	12.2%	11.6%
% of FP17s for the same patient ID Re-attending within 3 months - Adults	70	679	10.3%	12.8%	15.8%	15.5%
% of FP17s for the same patient ID Re-attending between 3 & 9 months - Children	156	300	52.0%	63.3%	60.3%	58.8%
% of FP17s for the same patient ID Re-attending between 3 & 9 months - Adults	399	679	58.8%	55.1%	53.5%	51.1%
% of FP17s for Band 1 Urgent Courses	86	803	10.7%	7.6%	9.1%	9.0%
% of FP17s Relating to Free Repair or Replacements	8	803	1.0%	0.9%	1.0%	0.8%
% of FP17s Relating to Continuations	8	803	1.0%	0.9%	1.0%	0.9%
% of Patients satisfied with the dentistry they have received	7	7	N/A	94.0%	93.6%	93.3%
% of Patients satisfied with the time they had to wait for an appointment	4	7	N/A	89.0%	89.8%	88.9%

* This is based on patients treated on this contract for their most recent course of treatment. Figures in italics indicate the base number of FP17s or Patient Questionnaire responses are less than 100. N/A is shown where the base number of responses is less than 10 during the period. % is calculated as Quantity/Base number*100

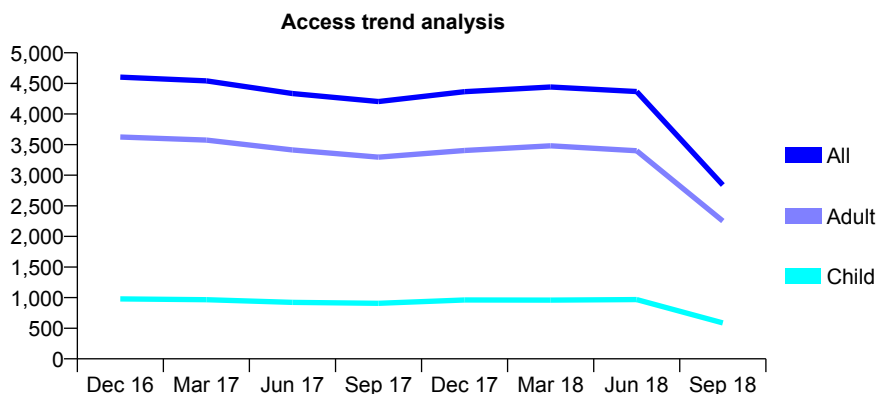
Q50 - Vital Signs At a Glance Contract Report for 164925/0006 - September 2018

Name or company name	City Health Dental
Contract type name	PDS Contract
Purpose of contract	General
Contract start date	01/06/2010
Contract end date	31/05/2018

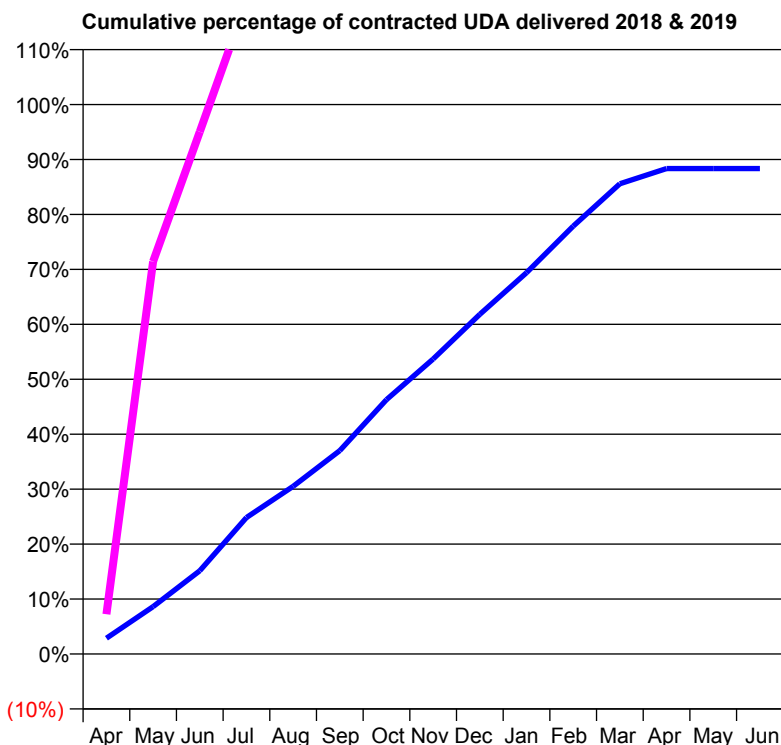
18/19 Contracted general activity (UDA)	2,167
Carry forward general activity (UDA)	0
18/19 Contracted orthodontic activity (UOA)	0
Carry forward orthodontic activity (UOA)	0
Baseline contract value	£77,442.90

ACCESS*

Patients seen in 24 months	Total	Change since previous quarter
Quarter ending September 2017	4,203	
Quarter ending December 2017	4,366	↑
Quarter ending March 2018	4,441	→
Quarter ending June 2018	4,367	↓
Quarter ending September 2018	2,839	↓
Variance since September 2017	(32.5%)	↓



ACTIVITY



Month	Adjusted Scheduled Activity (UDA)	
	2018	2019
April	375	157
May	1,121	1,548
June	1,970	2,059
July	3,227	2,576
August	3,968	2,716
September	4,813	2,872
October	6,018	
November	6,979	
December	8,036	
January	9,022	
February	10,123	
March	11,125	
April	11,485	
May	11,485	
June	11,485	

QUALITY

	Quantity	Base Number	Contract	AT	Region	England
% of FP17s for the same patient ID Re-attending within 3 months - Children	23	320	7.2%	9.4%	12.2%	11.6%
% of FP17s for the same patient ID Re-attending within 3 months - Adults	175	1,199	14.6%	12.8%	15.8%	15.5%
% of FP17s for the same patient ID Re-attending between 3 & 9 months - Children	179	320	55.9%	63.3%	60.3%	58.8%
% of FP17s for the same patient ID Re-attending between 3 & 9 months - Adults	732	1,199	61.1%	55.1%	53.5%	51.1%
% of FP17s for Band 1 Urgent Courses	90	1,341	6.7%	7.6%	9.1%	9.0%
% of FP17s Relating to Free Repair or Replacements	36	1,341	2.7%	0.9%	1.0%	0.8%
% of FP17s Relating to Continuations	18	1,341	1.3%	0.9%	1.0%	0.9%
% of Patients satisfied with the dentistry they have received	1	1	N/A	94.0%	93.6%	93.3%
% of Patients satisfied with the time they had to wait for an appointment	1	1	N/A	89.0%	89.8%	88.9%

* This is based on patients treated on this contract for their most recent course of treatment. Figures in italics indicate the base number of FP17s or Patient Questionnaire responses are less than 100. N/A is shown where the base number of responses is less than 10 during the period. % is calculated as Quantity/Base number*100

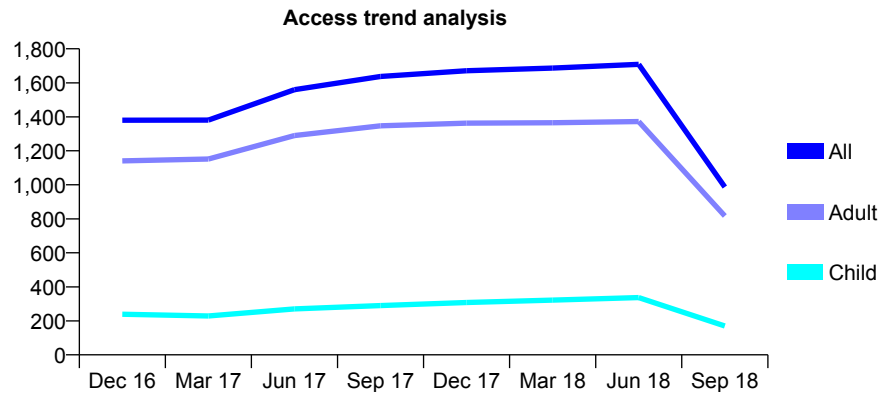
Q50 - Vital Signs At a Glance Contract Report for 164925/0007 - September 2018

Name or company name	City Health Dental
Contract type name	PDS Contract
Purpose of contract	General
Contract start date	01/06/2010
Contract end date	31/05/2018

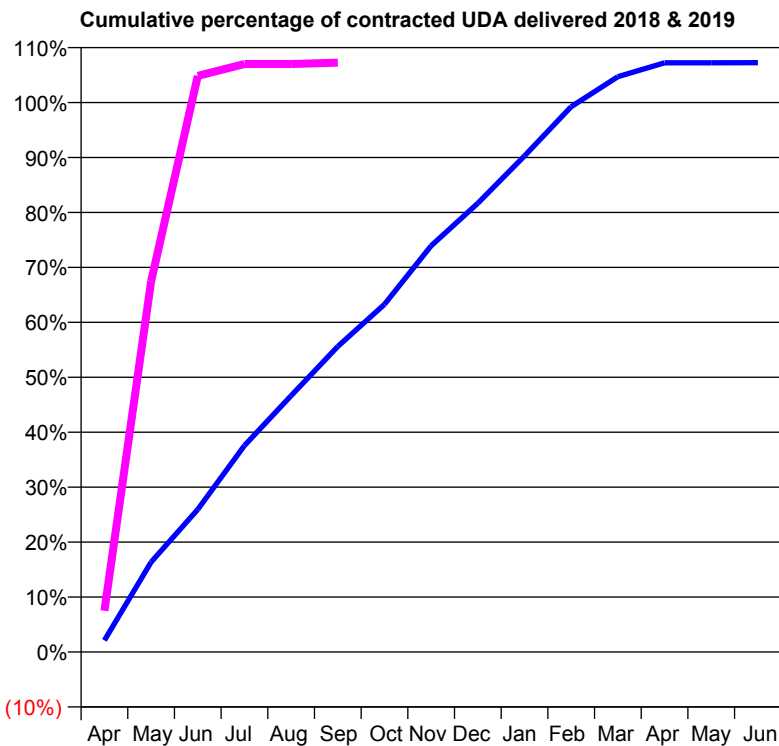
18/19 Contracted general activity (UDA)	1,250
Carry forward general activity (UDA)	0
18/19 Contracted orthodontic activity (UOA)	0
Carry forward orthodontic activity (UOA)	0
Baseline contract value	£44,678.60

ACCESS*

Patients seen in 24 months	Total	Change since previous quarter
Quarter ending September 2017	1,637	
Quarter ending December 2017	1,671	↑
Quarter ending March 2018	1,687	→
Quarter ending June 2018	1,709	→
Quarter ending September 2018	987	↓
Variance since September 2017	(39.7%)	↓



ACTIVITY



Month	Adjusted Scheduled Activity (UDA)	
	2018	2019
April	159	94
May	1,228	843
June	1,946	1,311
July	2,819	1,338
August	3,498	1,338
September	4,171	1,341
October	4,745	
November	5,545	
December	6,125	
January	6,771	
February	7,444	
March	7,852	
April	8,042	
May	8,042	
June	8,043	

QUALITY

	Quantity	Base Number	Contract	AT	Region	England
% of FP17s for the same patient ID Re-attending within 3 months - Children	3	107	2.8%	9.4%	12.2%	11.6%
% of FP17s for the same patient ID Re-attending within 3 months - Adults	50	464	10.8%	12.8%	15.8%	15.5%
% of FP17s for the same patient ID Re-attending between 3 & 9 months - Children	57	107	53.3%	63.3%	60.3%	58.8%
% of FP17s for the same patient ID Re-attending between 3 & 9 months - Adults	287	464	61.9%	55.1%	53.5%	51.1%
% of FP17s for Band 1 Urgent Courses	8	515	1.6%	7.6%	9.1%	9.0%
% of FP17s Relating to Free Repair or Replacements	12	515	2.3%	0.9%	1.0%	0.8%
% of FP17s Relating to Continuations	15	515	2.9%	0.9%	1.0%	0.9%
% of Patients satisfied with the dentistry they have received	1	1	N/A	94.0%	93.6%	93.3%
% of Patients satisfied with the time they had to wait for an appointment	1	1	N/A	89.0%	89.8%	88.9%

* This is based on patients treated on this contract for their most recent course of treatment. Figures in italics indicate the base number of FP17s or Patient Questionnaire responses are less than 100. N/A is shown where the base number of responses is less than 10 during the period. % is calculated as Quantity/Base number*100

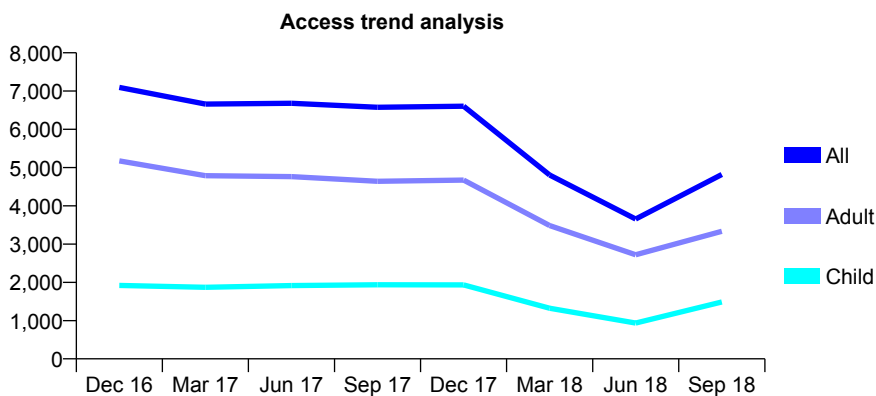
Q50 - Vital Signs At a Glance Contract Report for 166103/0001 - September 2018

Name or company name	The Dental Design Studio
Contract type name	GDS Contract
Purpose of contract	General
Contract start date	01/09/2013
Contract end date	

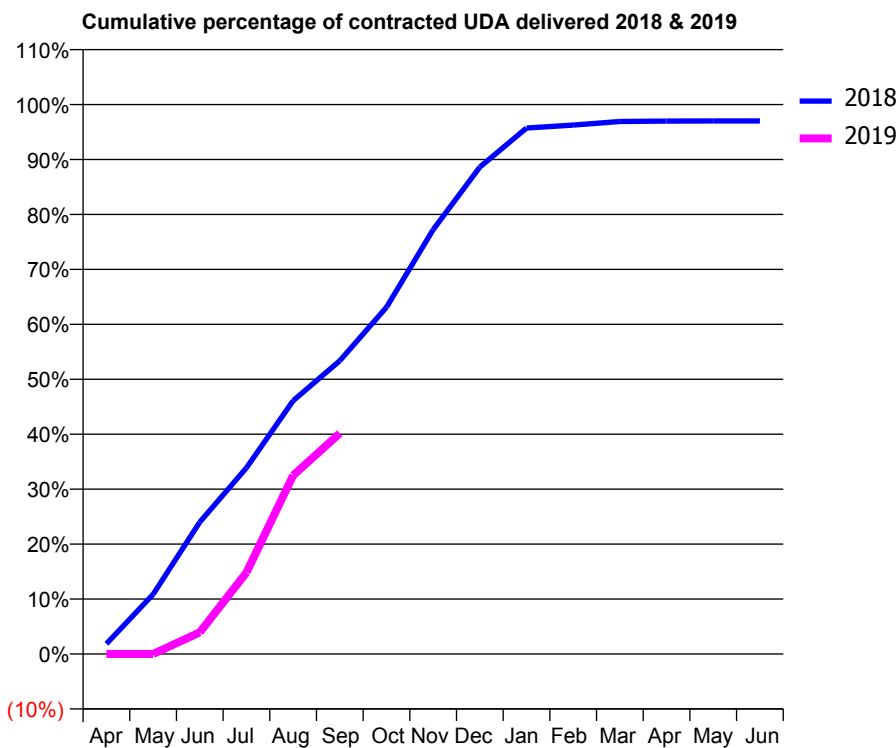
18/19 Contracted general activity (UDA)	11,620
Carry forward general activity (UDA)	0
18/19 Contracted orthodontic activity (UOA)	0
Carry forward orthodontic activity (UOA)	0
Baseline contract value	£367,923.73

ACCESS*

Patients seen in 24 months	Total	Change since previous quarter
Quarter ending September 2017	6,576	
Quarter ending December 2017	6,604	→
Quarter ending March 2018	4,805	↓
Quarter ending June 2018	3,656	↓
Quarter ending September 2018	4,820	↑
Variance since September 2017	(26.7%)	↓



ACTIVITY



Month	Adjusted Scheduled Activity (UDA)	
	2018	2019
April	217	1
May	1,261	2
June	2,789	459
July	3,939	1,724
August	5,357	3,776
September	6,203	4,668
October	7,334	
November	8,974	
December	10,296	
January	11,123	
February	11,186	
March	11,262	
April	11,270	
May	11,271	
June	11,271	

QUALITY

	Quantity	Base Number	Contract	AT	Region	England
% of FP17s for the same patient ID Re-attending within 3 months - Children	40	986	4.1%	9.4%	12.2%	11.6%
% of FP17s for the same patient ID Re-attending within 3 months - Adults	99	1,761	5.6%	12.8%	15.8%	15.5%
% of FP17s for the same patient ID Re-attending between 3 & 9 months - Children	215	986	21.8%	63.3%	60.3%	58.8%
% of FP17s for the same patient ID Re-attending between 3 & 9 months - Adults	168	1,761	9.5%	55.1%	53.5%	51.1%
% of FP17s for Band 1 Urgent Courses	239	2,739	8.7%	7.6%	9.1%	9.0%
% of FP17s Relating to Free Repair or Replacements	13	2,739	0.5%	0.9%	1.0%	0.8%
% of FP17s Relating to Continuations	12	2,739	0.4%	0.9%	1.0%	0.9%
% of Patients satisfied with the dentistry they have received	5	8	N/A	94.0%	93.6%	93.3%
% of Patients satisfied with the time they had to wait for an appointment	8	8	N/A	89.0%	89.8%	88.9%

* This is based on patients treated on this contract for their most recent course of treatment. Figures in italics indicate the base number of FP17s or Patient Questionnaire responses are less than 100. N/A is shown where the base number of responses is less than 10 during the period. % is calculated as Quantity/Base number*100

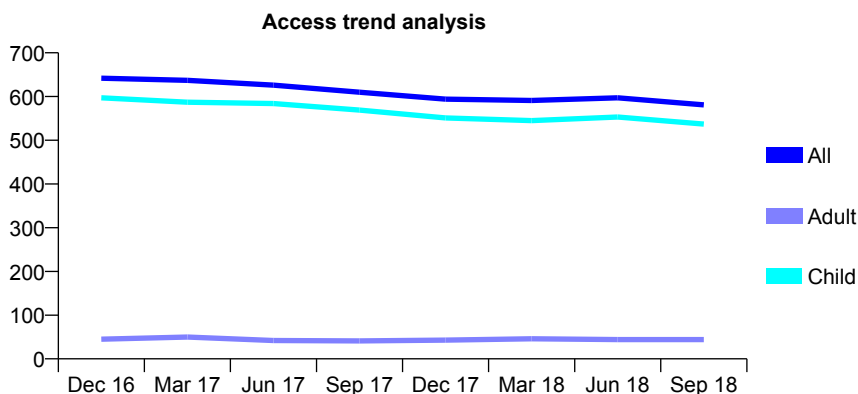
Q50 - Vital Signs At a Glance Contract Report for 167037/0001 - September 2018

Name or company name	Scarcho Dental Practice Limited
Contract type name	GDS Contract
Purpose of contract	General
Contract start date	21/03/2013
Contract end date	

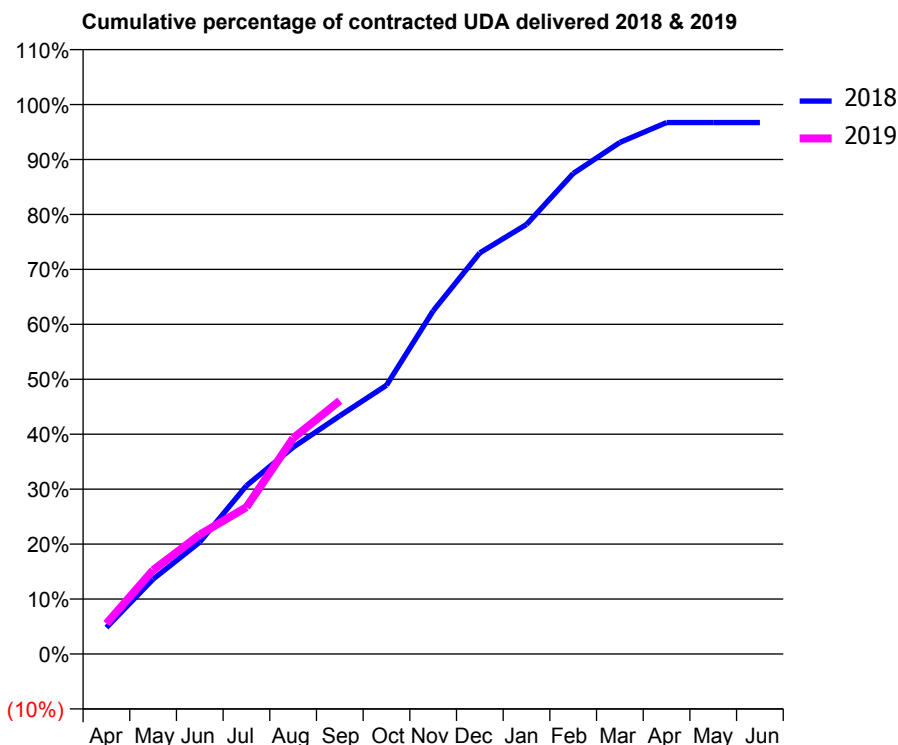
18/19 Contracted general activity (UDA)	1,100
Carry forward general activity (UDA)	0
18/19 Contracted orthodontic activity (UOA)	0
Carry forward orthodontic activity (UOA)	0
Baseline contract value	£27,979.23

ACCESS*

Patients seen in 24 months	Total	Change since previous quarter
Quarter ending September 2017	610	
Quarter ending December 2017	594	↓
Quarter ending March 2018	591	→
Quarter ending June 2018	597	→
Quarter ending September 2018	581	↓
Variance since September 2017	(4.8%)	↓



ACTIVITY



Adjusted Scheduled Activity (UDA)		
Month	2018	2019
April	53	61
May	150	168
June	224	239
July	337	294
August	414	432
September	477	507
October	538	
November	687	
December	803	
January	860	
February	962	
March	1,024	
April	1,064	
May	1,064	
June	1,064	

QUALITY

	Quantity	Base Number	Contract	AT	Region	England
% of FP17s for the same patient ID Re-attending within 3 months - Children	15	407	3.7%	9.4%	12.2%	11.6%
% of FP17s for the same patient ID Re-attending within 3 months - Adults	0	0	N/A	12.8%	15.8%	15.5%
% of FP17s for the same patient ID Re-attending between 3 & 9 months - Children	266	407	65.4%	63.3%	60.3%	58.8%
% of FP17s for the same patient ID Re-attending between 3 & 9 months - Adults	0	0	N/A	55.1%	53.5%	51.1%
% of FP17s for Band 1 Urgent Courses	0	377	0.0%	7.6%	9.1%	9.0%
% of FP17s Relating to Free Repair or Replacements	0	377	0.0%	0.9%	1.0%	0.8%
% of FP17s Relating to Continuations	2	377	0.5%	0.9%	1.0%	0.9%
% of Patients satisfied with the dentistry they have received	1	1	N/A	94.0%	93.6%	93.3%
% of Patients satisfied with the time they had to wait for an appointment	1	1	N/A	89.0%	89.8%	88.9%

* This is based on patients treated on this contract for their most recent course of treatment. Figures in italics indicate the base number of FP17s or Patient Questionnaire responses are less than 100. N/A is shown where the base number of responses is less than 10 during the period. % is calculated as Quantity/Base number*100

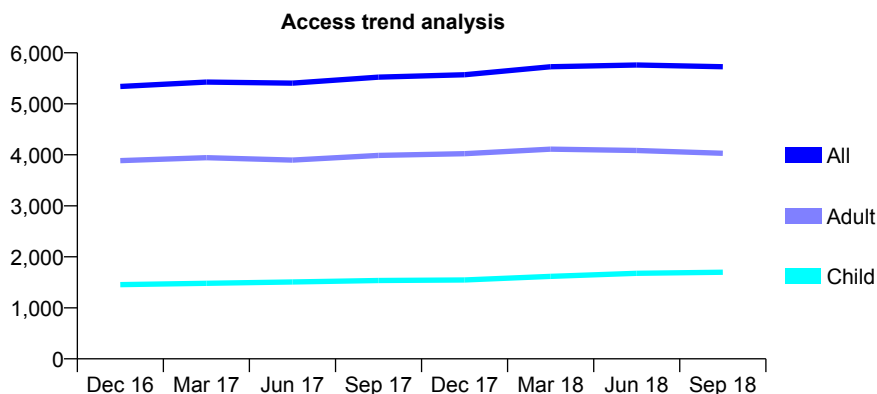
Q50 - Vital Signs At a Glance Contract Report for 167150/0001 - September 2018

Name or company name	Harris Family Dental Practice
Contract type name	GDS Contract
Purpose of contract	General
Contract start date	09/08/2012
Contract end date	

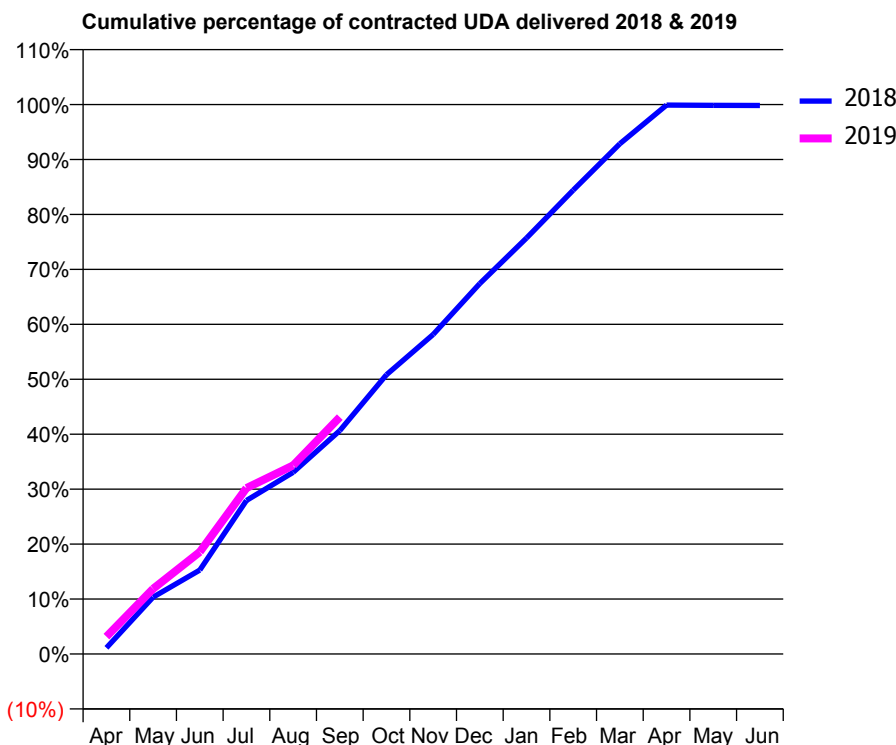
18/19 Contracted general activity (UDA)	17,600
Carry forward general activity (UDA)	0
18/19 Contracted orthodontic activity (UOA)	0
Carry forward orthodontic activity (UOA)	0
Baseline contract value	£512,623.25

ACCESS*

Patients seen in 24 months	Total	Change since previous quarter
Quarter ending September 2017	5,523	
Quarter ending December 2017	5,569	→
Quarter ending March 2018	5,727	↑
Quarter ending June 2018	5,762	→
Quarter ending September 2018	5,727	→
Variance since September 2017	3.7%	↑



ACTIVITY



Adjusted Scheduled Activity (UDA)		
Month	2018	2019
April	198	555
May	1,822	2,092
June	2,690	3,269
July	4,920	5,313
August	5,819	6,042
September	7,155	7,588
October	8,947	
November	10,234	
December	11,868	
January	13,324	
February	14,856	
March	16,343	
April	17,580	
May	17,574	
June	17,571	

QUALITY

	Quantity	Base Number	Contract	AT	Region	England
% of FP17s for the same patient ID Re-attending within 3 months - Children	66	1,390	4.7%	9.4%	12.2%	11.6%
% of FP17s for the same patient ID Re-attending within 3 months - Adults	348	3,134	11.1%	12.8%	15.8%	15.5%
% of FP17s for the same patient ID Re-attending between 3 & 9 months - Children	910	1,390	65.5%	63.3%	60.3%	58.8%
% of FP17s for the same patient ID Re-attending between 3 & 9 months - Adults	2,075	3,134	66.2%	55.1%	53.5%	51.1%
% of FP17s for Band 1 Urgent Courses	175	3,982	4.4%	7.6%	9.1%	9.0%
% of FP17s Relating to Free Repair or Replacements	30	3,982	0.8%	0.9%	1.0%	0.8%
% of FP17s Relating to Continuations	34	3,982	0.9%	0.9%	1.0%	0.9%
% of Patients satisfied with the dentistry they have received	3	3	N/A	94.0%	93.6%	93.3%
% of Patients satisfied with the time they had to wait for an appointment	3	3	N/A	89.0%	89.8%	88.9%

* This is based on patients treated on this contract for their most recent course of treatment. Figures in italics indicate the base number of FP17s or Patient Questionnaire responses are less than 100. N/A is shown where the base number of responses is less than 10 during the period. % is calculated as Quantity/Base number*100

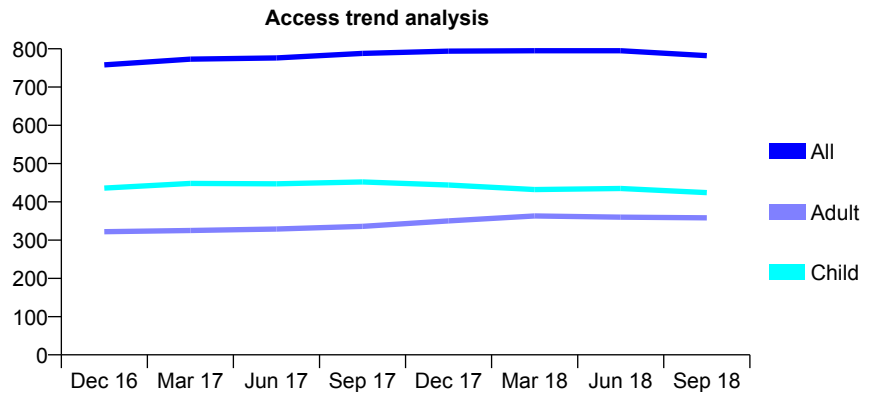
Q50 - Vital Signs At a Glance Contract Report for 167347/0001 - September 2018

Name or company name	Clifton Dental Practice Limited
Contract type name	GDS Contract
Purpose of contract	General
Contract start date	01/04/2008
Contract end date	

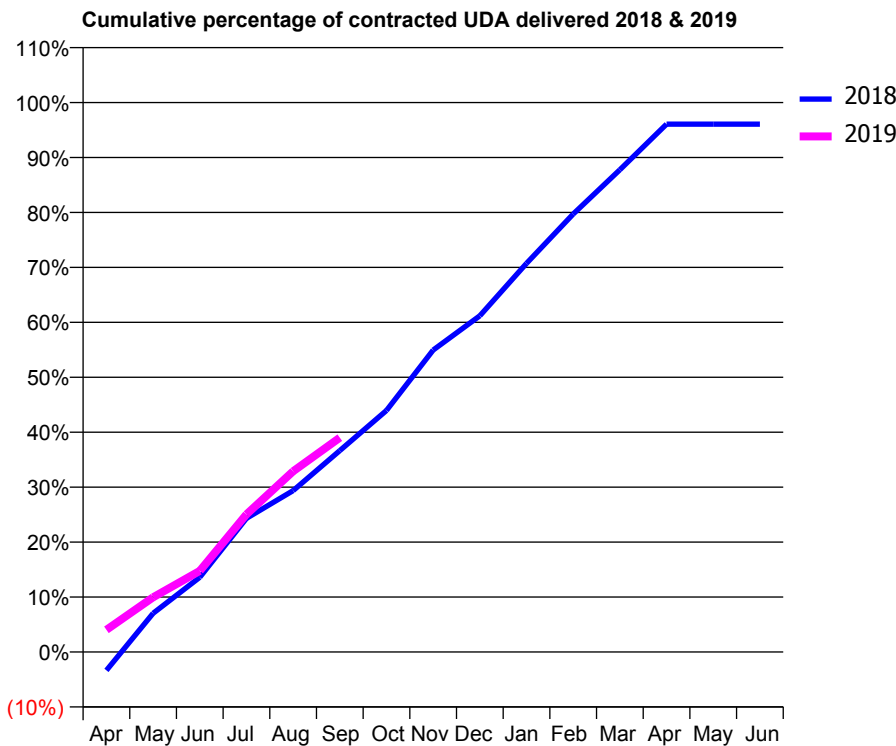
18/19 Contracted general activity (UDA)	2,700
Carry forward general activity (UDA)	0
18/19 Contracted orthodontic activity (UOA)	0
Carry forward orthodontic activity (UOA)	0
Baseline contract value	£80,193.56

ACCESS*

Patients seen in 24 months	Total	Change since previous quarter
Quarter ending September 2017	788	
Quarter ending December 2017	794	→
Quarter ending March 2018	795	→
Quarter ending June 2018	795	→
Quarter ending September 2018	782	↓
Variance since September 2017	(0.8%)	→



ACTIVITY



Adjusted Scheduled Activity (UDA)		
Month	2018	2019
April	-91	109
May	190	269
June	367	399
July	657	677
August	793	888
September	990	1,053
October	1,187	
November	1,484	
December	1,652	
January	1,910	
February	2,152	
March	2,369	
April	2,594	
May	2,594	
June	2,594	

QUALITY

	Quantity	Base Number	Contract	AT	Region	England
% of FP17s for the same patient ID Re-attending within 3 months - Children	23	371	6.2%	9.4%	12.2%	11.6%
% of FP17s for the same patient ID Re-attending within 3 months - Adults	24	217	11.1%	12.8%	15.8%	15.5%
% of FP17s for the same patient ID Re-attending between 3 & 9 months - Children	294	371	79.2%	63.3%	60.3%	58.8%
% of FP17s for the same patient ID Re-attending between 3 & 9 months - Adults	152	217	70.0%	55.1%	53.5%	51.1%
% of FP17s for Band 1 Urgent Courses	17	523	3.3%	7.6%	9.1%	9.0%
% of FP17s Relating to Free Repair or Replacements	0	523	0.0%	0.9%	1.0%	0.8%
% of FP17s Relating to Continuations	0	523	0.0%	0.9%	1.0%	0.9%
% of Patients satisfied with the dentistry they have received	0	0	N/A	94.0%	93.6%	93.3%
% of Patients satisfied with the time they had to wait for an appointment	0	0	N/A	89.0%	89.8%	88.9%

* This is based on patients treated on this contract for their most recent course of treatment. Figures in italics indicate the base number of FP17s or Patient Questionnaire responses are less than 100. N/A is shown where the base number of responses is less than 10 during the period. % is calculated as Quantity/Base number*100

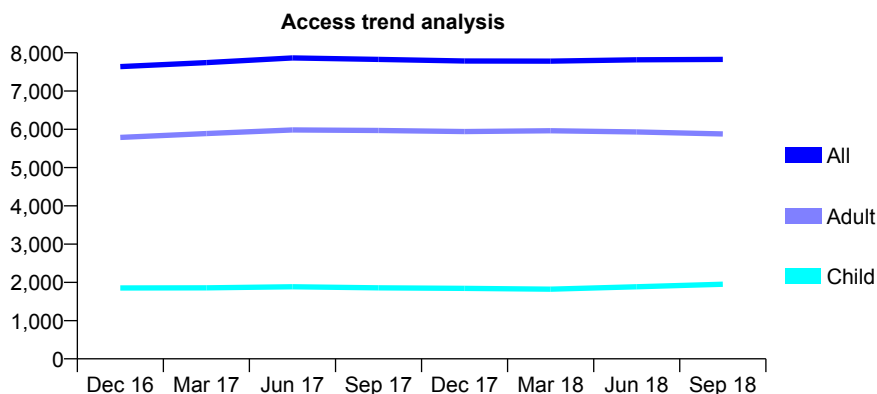
Q50 - Vital Signs At a Glance Contract Report for 169781/0001 - September 2018

Name or company name	Scunthorpe Health Club Limited
Contract type name	GDS Contract
Purpose of contract	General
Contract start date	01/09/2007
Contract end date	

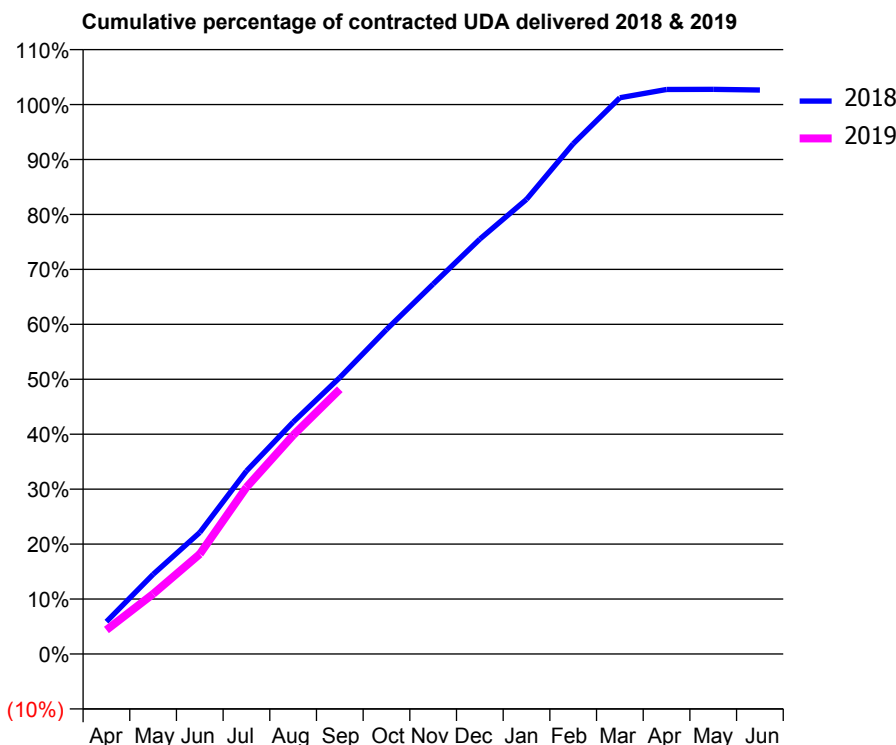
18/19 Contracted general activity (UDA)	18,030
Carry forward general activity (UDA)	0
18/19 Contracted orthodontic activity (UOA)	0
Carry forward orthodontic activity (UOA)	0
Baseline contract value	£562,922.57

ACCESS*

Patients seen in 24 months	Total	Change since previous quarter
Quarter ending September 2017	7,827	
Quarter ending December 2017	7,784	→
Quarter ending March 2018	7,781	→
Quarter ending June 2018	7,817	→
Quarter ending September 2018	7,829	→
Variance since September 2017	0.0%	→



ACTIVITY



Adjusted Scheduled Activity (UDA)		
Month	2018	2019
April	1,061	790
May	2,616	1,970
June	3,986	3,280
July	6,006	5,471
August	7,611	7,176
September	9,073	8,686
October	10,648	
November	12,139	
December	13,615	
January	14,918	
February	16,744	
March	18,252	
April	18,524	
May	18,528	
June	18,505	

QUALITY

	Quantity	Base Number	Contract	AT	Region	England
% of FP17s for the same patient ID Re-attending within 3 months - Children	65	1,319	4.9%	9.4%	12.2%	11.6%
% of FP17s for the same patient ID Re-attending within 3 months - Adults	402	3,218	12.5%	12.8%	15.8%	15.5%
% of FP17s for the same patient ID Re-attending between 3 & 9 months - Children	626	1,319	47.5%	63.3%	60.3%	58.8%
% of FP17s for the same patient ID Re-attending between 3 & 9 months - Adults	1,146	3,218	35.6%	55.1%	53.5%	51.1%
% of FP17s for Band 1 Urgent Courses	575	4,378	13.1%	7.6%	9.1%	9.0%
% of FP17s Relating to Free Repair or Replacements	5	4,378	0.1%	0.9%	1.0%	0.8%
% of FP17s Relating to Continuations	2	4,378	0.0%	0.9%	1.0%	0.9%
% of Patients satisfied with the dentistry they have received	6	7	N/A	94.0%	93.6%	93.3%
% of Patients satisfied with the time they had to wait for an appointment	6	7	N/A	89.0%	89.8%	88.9%

* This is based on patients treated on this contract for their most recent course of treatment. Figures in italics indicate the base number of FP17s or Patient Questionnaire responses are less than 100. N/A is shown where the base number of responses is less than 10 during the period. % is calculated as Quantity/Base number*100

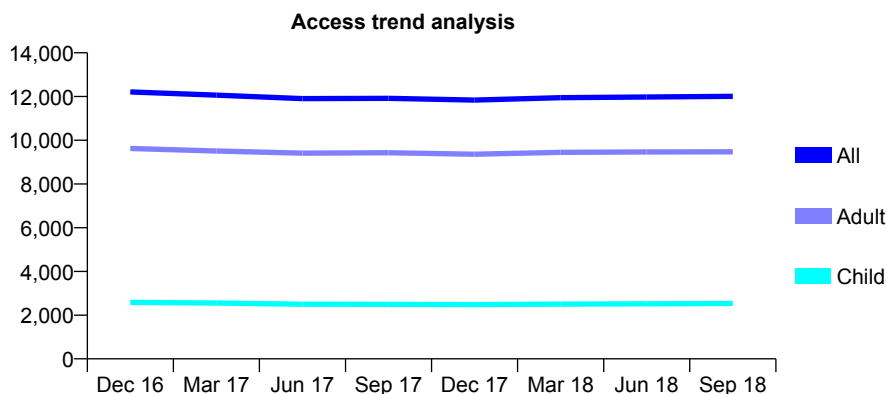
Q50 - Vital Signs At a Glance Contract Report for 170550/0001 - September 2018

Name or company name	V I Dental Centre
Contract type name	GDS Contract
Purpose of contract	General
Contract start date	01/04/2009
Contract end date	

18/19 Contracted general activity (UDA)	37,374
Carry forward general activity (UDA)	0
18/19 Contracted orthodontic activity (UOA)	0
Carry forward orthodontic activity (UOA)	0
Baseline contract value	£1,123,431.28

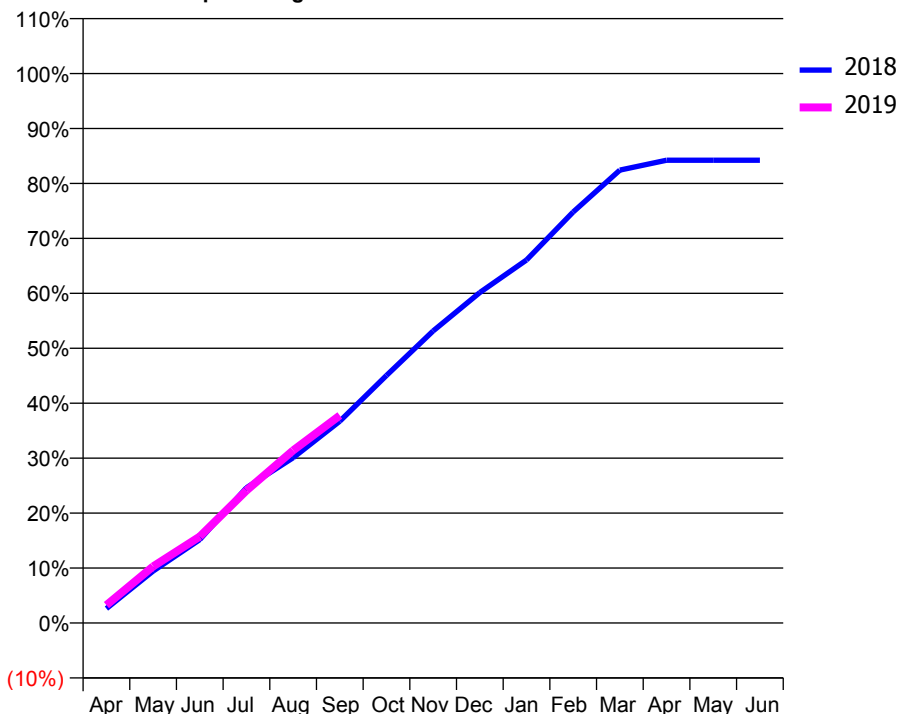
ACCESS*

Patients seen in 24 months	Total	Change since previous quarter
Quarter ending September 2017	11,918	
Quarter ending December 2017	11,837	→
Quarter ending March 2018	11,949	→
Quarter ending June 2018	11,980	→
Quarter ending September 2018	12,007	→
Variance since September 2017	0.7%	→



ACTIVITY

Cumulative percentage of contracted UDA delivered 2018 & 2019



Month	Adjusted Scheduled Activity (UDA)	
	2018	2019
April	982	1,222
May	3,536	3,848
June	5,670	5,880
July	9,202	9,013
August	11,244	11,736
September	13,725	14,121
October	16,839	
November	19,867	
December	22,480	
January	24,689	
February	27,953	
March	30,808	
April	31,475	
May	31,474	
June	31,474	

QUALITY

	Quantity	Base Number	Contract	AT	Region	England
% of FP17s for the same patient ID Re-attending within 3 months - Children	90	1,900	4.7%	9.4%	12.2%	11.6%
% of FP17s for the same patient ID Re-attending within 3 months - Adults	517	6,312	8.2%	12.8%	15.8%	15.5%
% of FP17s for the same patient ID Re-attending between 3 & 9 months - Children	1,146	1,900	60.3%	63.3%	60.3%	58.8%
% of FP17s for the same patient ID Re-attending between 3 & 9 months - Adults	3,582	6,312	56.7%	55.1%	53.5%	51.1%
% of FP17s for Band 1 Urgent Courses	384	7,860	4.9%	7.6%	9.1%	9.0%
% of FP17s Relating to Free Repair or Replacements	30	7,860	0.4%	0.9%	1.0%	0.8%
% of FP17s Relating to Continuations	79	7,860	1.0%	0.9%	1.0%	0.9%
% of Patients satisfied with the dentistry they have received	9	9	N/A	94.0%	93.6%	93.3%
% of Patients satisfied with the time they had to wait for an appointment	7	9	N/A	89.0%	89.8%	88.9%

* This is based on patients treated on this contract for their most recent course of treatment. Figures in italics indicate the base number of FP17s or Patient Questionnaire responses are less than 100. N/A is shown where the base number of responses is less than 10 during the period. % is calculated as Quantity/Base number*100

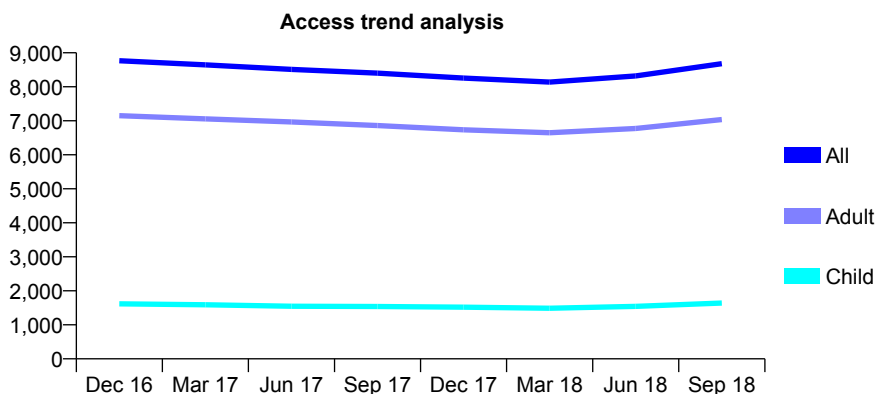
Q50 - Vital Signs At a Glance Contract Report for 170690/0001 - September 2018

Name or company name	Church House Dental Practice
Contract type name	GDS Contract
Purpose of contract	General and Orthodontic
Contract start date	18/03/2014
Contract end date	

18/19 Contracted general activity (UDA)	26,382
Carry forward general activity (UDA)	0
18/19 Contracted orthodontic activity (UOA)	900
Carry forward orthodontic activity (UOA)	0
Baseline contract value	£894,529.24

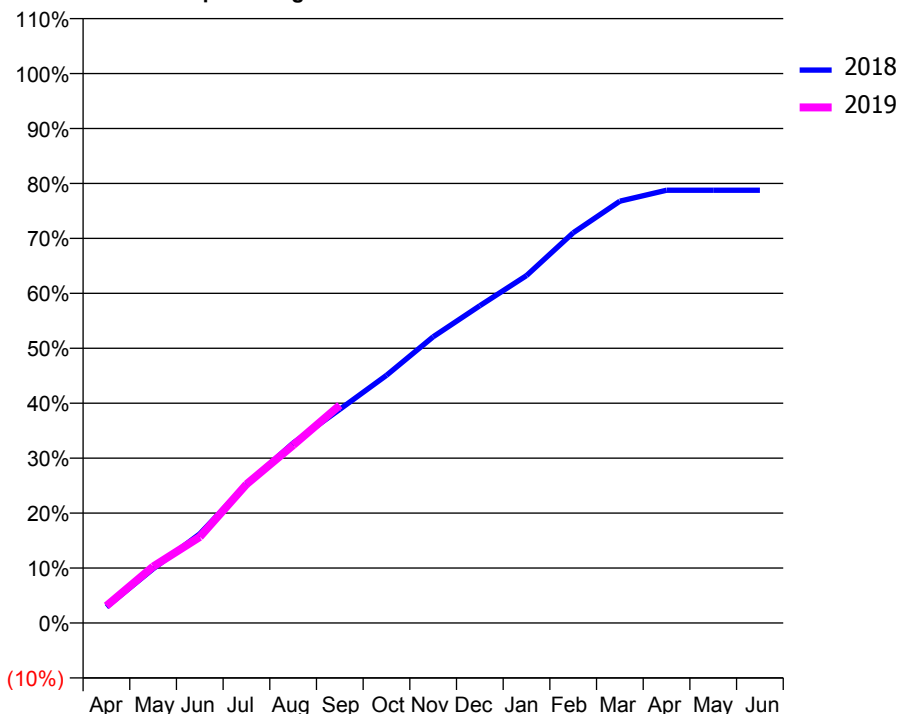
ACCESS*

Patients seen in 24 months	Total	Change since previous quarter
Quarter ending September 2017	8,400	
Quarter ending December 2017	8,256	↓
Quarter ending March 2018	8,138	↓
Quarter ending June 2018	8,319	↑
Quarter ending September 2018	8,681	↑
Variance since September 2017	3.3%	↑



ACTIVITY

Cumulative percentage of contracted UDA delivered 2018 & 2019



Month	Adjusted Scheduled Activity (UDA)	
	2018	2019
April	771	825
May	2,600	2,714
June	4,280	4,132
July	6,654	6,660
August	8,637	8,539
September	10,262	10,456
October	11,892	
November	13,745	
December	15,237	
January	16,678	
February	18,734	
March	20,255	
April	20,779	
May	20,776	
June	20,776	

QUALITY

	Quantity	Base Number	Contract	AT	Region	England
% of FP17s for the same patient ID Re-attending within 3 months - Children	70	1,321	5.3%	9.4%	12.2%	11.6%
% of FP17s for the same patient ID Re-attending within 3 months - Adults	431	4,544	9.5%	12.8%	15.8%	15.5%
% of FP17s for the same patient ID Re-attending between 3 & 9 months - Children	699	1,321	52.9%	63.3%	60.3%	58.8%
% of FP17s for the same patient ID Re-attending between 3 & 9 months - Adults	1,583	4,544	34.8%	55.1%	53.5%	51.1%
% of FP17s for Band 1 Urgent Courses	370	5,579	6.6%	7.6%	9.1%	9.0%
% of FP17s Relating to Free Repair or Replacements	33	5,579	0.6%	0.9%	1.0%	0.8%
% of FP17s Relating to Continuations	59	5,579	1.1%	0.9%	1.0%	0.9%
% of Patients satisfied with the dentistry they have received	3	3	N/A	94.0%	93.6%	93.3%
% of Patients satisfied with the time they had to wait for an appointment	3	3	N/A	89.0%	89.8%	88.9%

* This is based on patients treated on this contract for their most recent course of treatment. Figures in italics indicate the base number of FP17s or Patient Questionnaire responses are less than 100. N/A is shown where the base number of responses is less than 10 during the period. % is calculated as Quantity/Base number*100

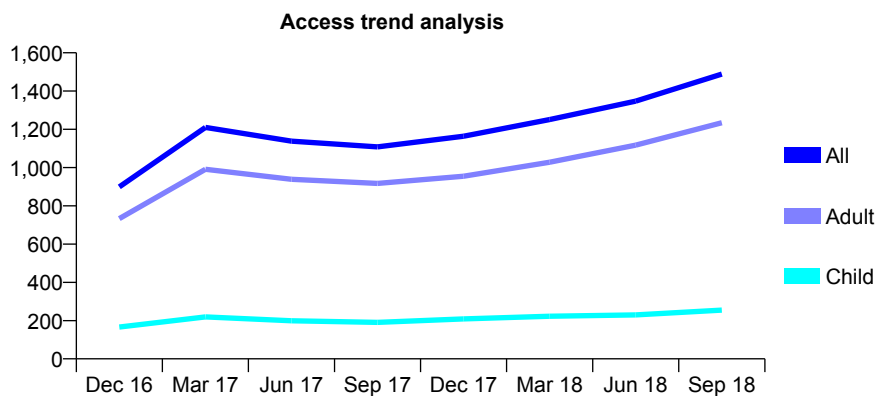
Q50 - Vital Signs At a Glance Contract Report for 171344/0002 - September 2018

Name or company name	Ishak Practices Ltd
Contract type name	GDS Contract
Purpose of contract	General
Contract start date	06/05/2015
Contract end date	

18/19 Contracted general activity (UDA)	4,500
Carry forward general activity (UDA)	0
18/19 Contracted orthodontic activity (UOA)	0
Carry forward orthodontic activity (UOA)	0
Baseline contract value	£184,942.01

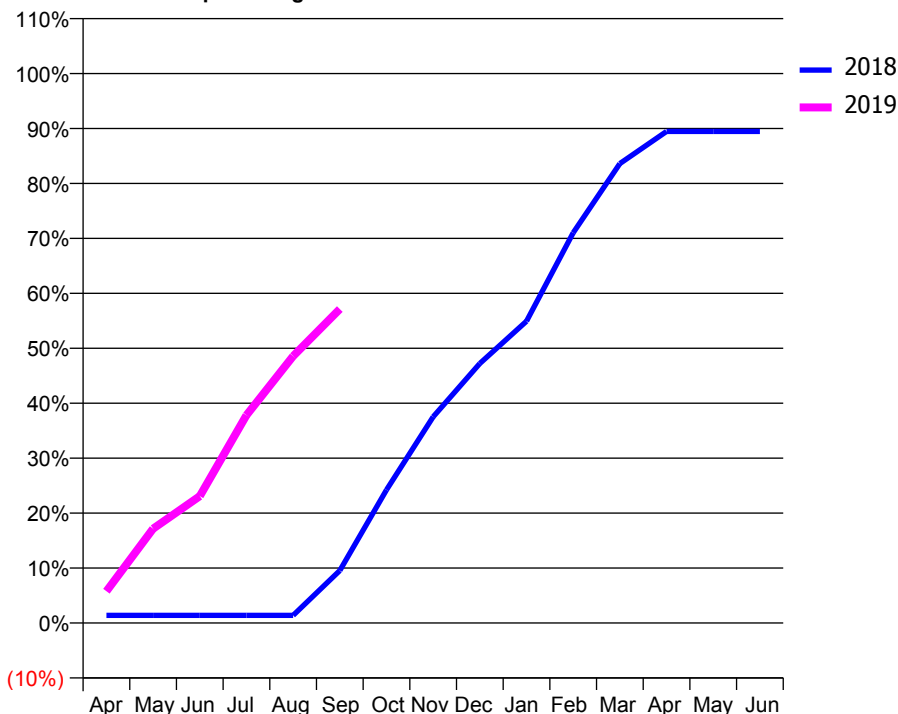
ACCESS*

Patients seen in 24 months	Total	Change since previous quarter
Quarter ending September 2017	1,108	
Quarter ending December 2017	1,164	↑
Quarter ending March 2018	1,251	↑
Quarter ending June 2018	1,347	↑
Quarter ending September 2018	1,489	↑
Variance since September 2017	34.4%	↑



ACTIVITY

Cumulative percentage of contracted UDA delivered 2018 & 2019



Month	Adjusted Scheduled Activity (UDA)	
	2018	2019
April	63	260
May	63	772
June	63	1,039
July	63	1,702
August	63	2,186
September	430	2,571
October	1,091	
November	1,689	
December	2,126	
January	2,472	
February	3,196	
March	3,762	
April	4,026	
May	4,026	
June	4,026	

QUALITY

	Quantity	Base Number	Contract	AT	Region	England
% of FP17s for the same patient ID Re-attending within 3 months - Children	8	153	5.2%	9.4%	12.2%	11.6%
% of FP17s for the same patient ID Re-attending within 3 months - Adults	134	812	16.5%	12.8%	15.8%	15.5%
% of FP17s for the same patient ID Re-attending between 3 & 9 months - Children	69	153	45.1%	63.3%	60.3%	58.8%
% of FP17s for the same patient ID Re-attending between 3 & 9 months - Adults	374	812	46.1%	55.1%	53.5%	51.1%
% of FP17s for Band 1 Urgent Courses	123	891	13.8%	7.6%	9.1%	9.0%
% of FP17s Relating to Free Repair or Replacements	8	891	0.9%	0.9%	1.0%	0.8%
% of FP17s Relating to Continuations	3	891	0.3%	0.9%	1.0%	0.9%
% of Patients satisfied with the dentistry they have received	2	3	N/A	94.0%	93.6%	93.3%
% of Patients satisfied with the time they had to wait for an appointment	3	3	N/A	89.0%	89.8%	88.9%

* This is based on patients treated on this contract for their most recent course of treatment. Figures in italics indicate the base number of FP17s or Patient Questionnaire responses are less than 100. N/A is shown where the base number of responses is less than 10 during the period. % is calculated as Quantity/Base number*100

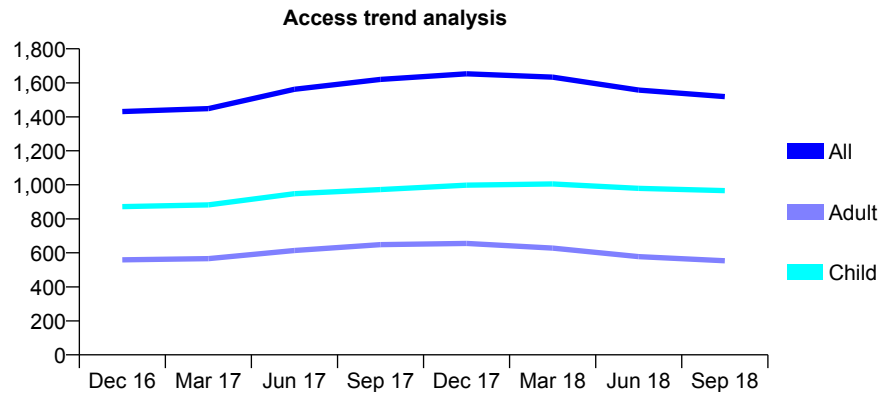
Q50 - Vital Signs At a Glance Contract Report for 173320/0001 - September 2018

Name or company name	Malpas House Family Dental Practice
Contract type name	GDS Contract
Purpose of contract	General
Contract start date	01/12/2015
Contract end date	

18/19 Contracted general activity (UDA)	4,000
Carry forward general activity (UDA)	0
18/19 Contracted orthodontic activity (UOA)	0
Carry forward orthodontic activity (UOA)	0
Baseline contract value	£99,967.54

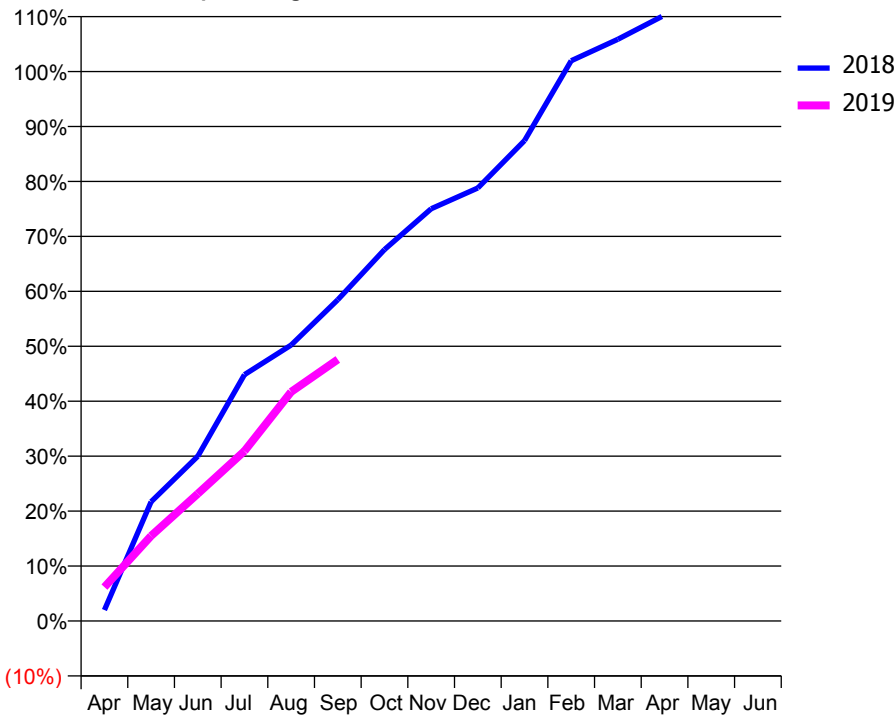
ACCESS*

Patients seen in 24 months	Total	Change since previous quarter
Quarter ending September 2017	1,620	
Quarter ending December 2017	1,653	↑
Quarter ending March 2018	1,633	↓
Quarter ending June 2018	1,557	↓
Quarter ending September 2018	1,519	↓
Variance since September 2017	(6.2%)	↓



ACTIVITY

Cumulative percentage of contracted UDA delivered 2018 & 2019



Month	Adjusted Scheduled Activity (UDA)	
	2018	2019
April	80	247
May	869	620
June	1,199	926
July	1,793	1,237
August	2,009	1,668
September	2,338	1,904
October	2,704	
November	3,001	
December	3,152	
January	3,497	
February	4,078	
March	4,235	
April	4,410	
May	4,410	
June	4,410	

QUALITY

	Quantity	Base Number	Contract	AT	Region	England
% of FP17s for the same patient ID Re-attending within 3 months - Children	65	875	7.4%	9.4%	12.2%	11.6%
% of FP17s for the same patient ID Re-attending within 3 months - Adults	74	348	21.3%	12.8%	15.8%	15.5%
% of FP17s for the same patient ID Re-attending between 3 & 9 months - Children	570	875	65.1%	63.3%	60.3%	58.8%
% of FP17s for the same patient ID Re-attending between 3 & 9 months - Adults	210	348	60.3%	55.1%	53.5%	51.1%
% of FP17s for Band 1 Urgent Courses	74	1,104	6.7%	7.6%	9.1%	9.0%
% of FP17s Relating to Free Repair or Replacements	0	1,104	0.0%	0.9%	1.0%	0.8%
% of FP17s Relating to Continuations	13	1,104	1.2%	0.9%	1.0%	0.9%
% of Patients satisfied with the dentistry they have received	3	3	N/A	94.0%	93.6%	93.3%
% of Patients satisfied with the time they had to wait for an appointment	3	3	N/A	89.0%	89.8%	88.9%

* This is based on patients treated on this contract for their most recent course of treatment. Figures in italics indicate the base number of FP17s or Patient Questionnaire responses are less than 100. N/A is shown where the base number of responses is less than 10 during the period. % is calculated as Quantity/Base number*100

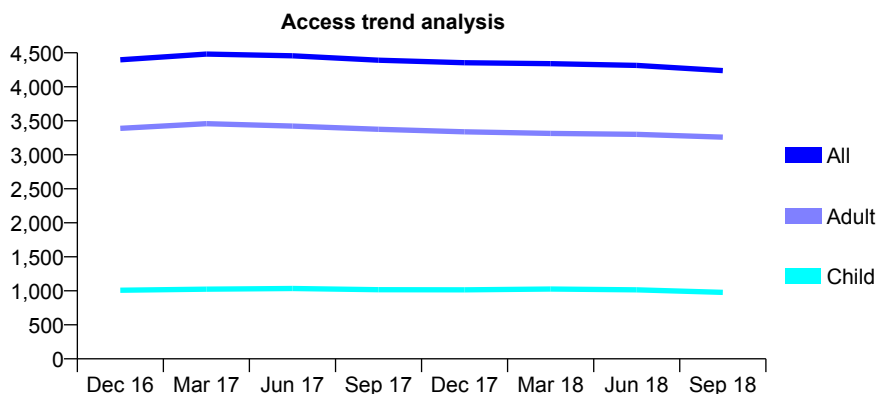
Q50 - Vital Signs At a Glance Contract Report for 173592/0002 - September 2018

Name or company name	Pearl Smile Limited
Contract type name	GDS Contract
Purpose of contract	General
Contract start date	30/04/2010
Contract end date	

18/19 Contracted general activity (UDA)	12,576
Carry forward general activity (UDA)	0
18/19 Contracted orthodontic activity (UOA)	0
Carry forward orthodontic activity (UOA)	0
Baseline contract value	£398,212.19

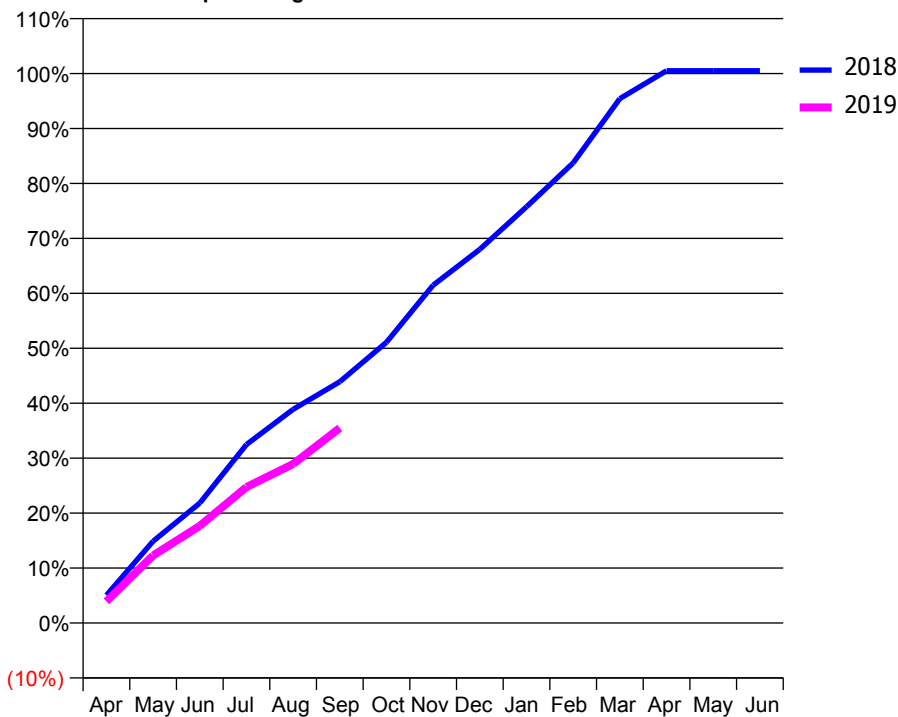
ACCESS*

Patients seen in 24 months	Total	Change since previous quarter
Quarter ending September 2017	4,392	
Quarter ending December 2017	4,353	→
Quarter ending March 2018	4,341	→
Quarter ending June 2018	4,315	→
Quarter ending September 2018	4,238	↓
Variance since September 2017	(3.5%)	↓



ACTIVITY

Cumulative percentage of contracted UDA delivered 2018 & 2019



Adjusted Scheduled Activity (UDA)		
Month	2018	2019
April	635	496
May	1,873	1,546
June	2,744	2,223
July	4,083	3,112
August	4,892	3,639
September	5,521	4,462
October	6,425	
November	7,731	
December	8,553	
January	9,526	
February	10,531	
March	12,000	
April	12,640	
May	12,640	
June	12,640	

QUALITY

	Quantity	Base Number	Contract	AT	Region	England
% of FP17s for the same patient ID Re-attending within 3 months - Children	42	652	6.4%	9.4%	12.2%	11.6%
% of FP17s for the same patient ID Re-attending within 3 months - Adults	200	2,120	9.4%	12.8%	15.8%	15.5%
% of FP17s for the same patient ID Re-attending between 3 & 9 months - Children	420	652	64.4%	63.3%	60.3%	58.8%
% of FP17s for the same patient ID Re-attending between 3 & 9 months - Adults	1,352	2,120	63.8%	55.1%	53.5%	51.1%
% of FP17s for Band 1 Urgent Courses	164	2,526	6.5%	7.6%	9.1%	9.0%
% of FP17s Relating to Free Repair or Replacements	50	2,526	2.0%	0.9%	1.0%	0.8%
% of FP17s Relating to Continuations	16	2,526	0.6%	0.9%	1.0%	0.9%
% of Patients satisfied with the dentistry they have received	3	4	N/A	94.0%	93.6%	93.3%
% of Patients satisfied with the time they had to wait for an appointment	4	4	N/A	89.0%	89.8%	88.9%

* This is based on patients treated on this contract for their most recent course of treatment. Figures in italics indicate the base number of FP17s or Patient Questionnaire responses are less than 100. N/A is shown where the base number of responses is less than 10 during the period. % is calculated as Quantity/Base number*100

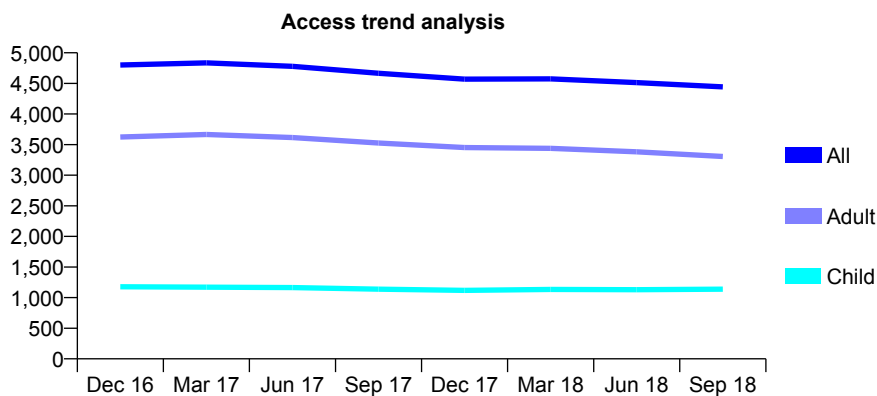
Q50 - Vital Signs At a Glance Contract Report for 174777/0001 - September 2018

Name or company name	Perfect 32 Dentistry
Contract type name	GDS Contract
Purpose of contract	General
Contract start date	10/04/2015
Contract end date	

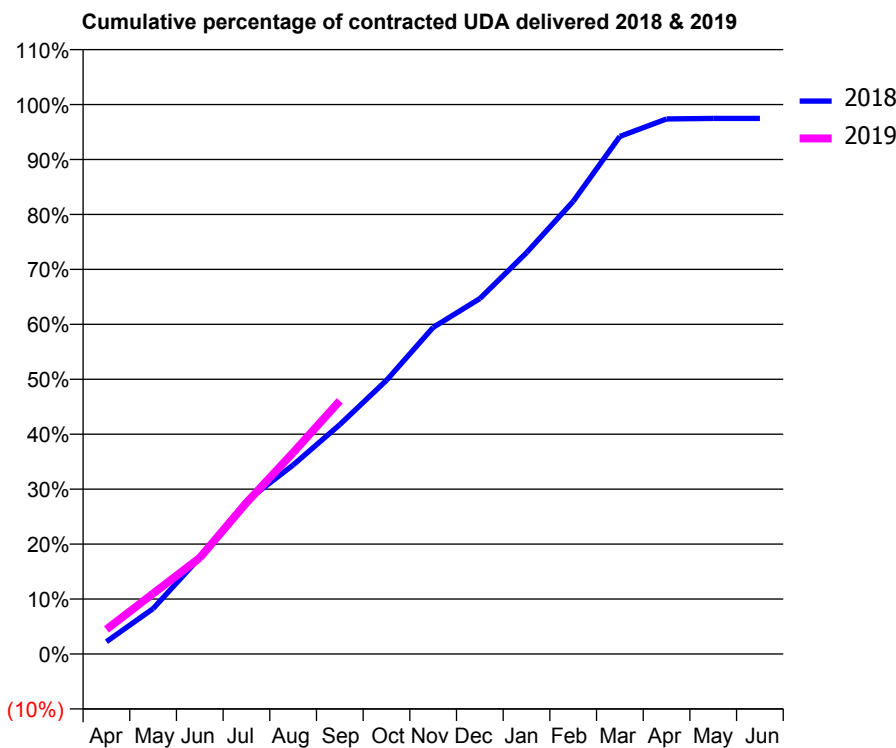
18/19 Contracted general activity (UDA)	12,300
Carry forward general activity (UDA)	0
18/19 Contracted orthodontic activity (UOA)	0
Carry forward orthodontic activity (UOA)	0
Baseline contract value	£357,427.77

ACCESS*

Patients seen in 24 months	Total	Change since previous quarter
Quarter ending September 2017	4,666	
Quarter ending December 2017	4,570	↓
Quarter ending March 2018	4,573	→
Quarter ending June 2018	4,512	↓
Quarter ending September 2018	4,444	↓
Variance since September 2017	(4.8%)	↓



ACTIVITY



Month	Adjusted Scheduled Activity (UDA)	
	2018	2019
April	276	551
May	1,016	1,354
June	2,160	2,153
July	3,424	3,388
August	4,231	4,508
September	5,134	5,667
October	6,125	
November	7,313	
December	7,956	
January	8,983	
February	10,131	
March	11,584	
April	11,977	
May	11,990	
June	11,990	

QUALITY

	Quantity	Base Number	Contract	AT	Region	England
% of FP17s for the same patient ID Re-attending within 3 months - Children	47	882	5.3%	9.4%	12.2%	11.6%
% of FP17s for the same patient ID Re-attending within 3 months - Adults	225	2,259	10.0%	12.8%	15.8%	15.5%
% of FP17s for the same patient ID Re-attending between 3 & 9 months - Children	560	882	63.5%	63.3%	60.3%	58.8%
% of FP17s for the same patient ID Re-attending between 3 & 9 months - Adults	1,485	2,259	65.7%	55.1%	53.5%	51.1%
% of FP17s for Band 1 Urgent Courses	212	2,908	7.3%	7.6%	9.1%	9.0%
% of FP17s Relating to Free Repair or Replacements	36	2,908	1.2%	0.9%	1.0%	0.8%
% of FP17s Relating to Continuations	9	2,908	0.3%	0.9%	1.0%	0.9%
% of Patients satisfied with the dentistry they have received	6	6	N/A	94.0%	93.6%	93.3%
% of Patients satisfied with the time they had to wait for an appointment	5	6	N/A	89.0%	89.8%	88.9%

* This is based on patients treated on this contract for their most recent course of treatment. Figures in italics indicate the base number of FP17s or Patient Questionnaire responses are less than 100. N/A is shown where the base number of responses is less than 10 during the period. % is calculated as Quantity/Base number*100

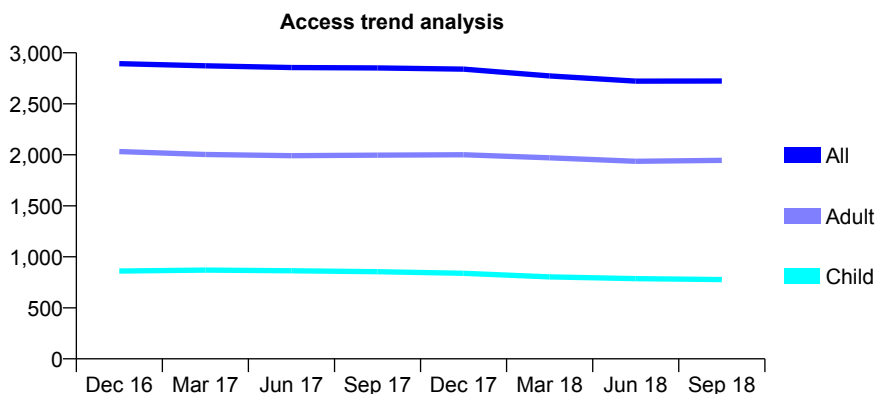
Q50 - Vital Signs At a Glance Contract Report for 175838/0001 - September 2018

Name or company name	Mr R A FROST & Mr N J RANNS
Contract type name	GDS Contract
Purpose of contract	General
Contract start date	01/05/2012
Contract end date	

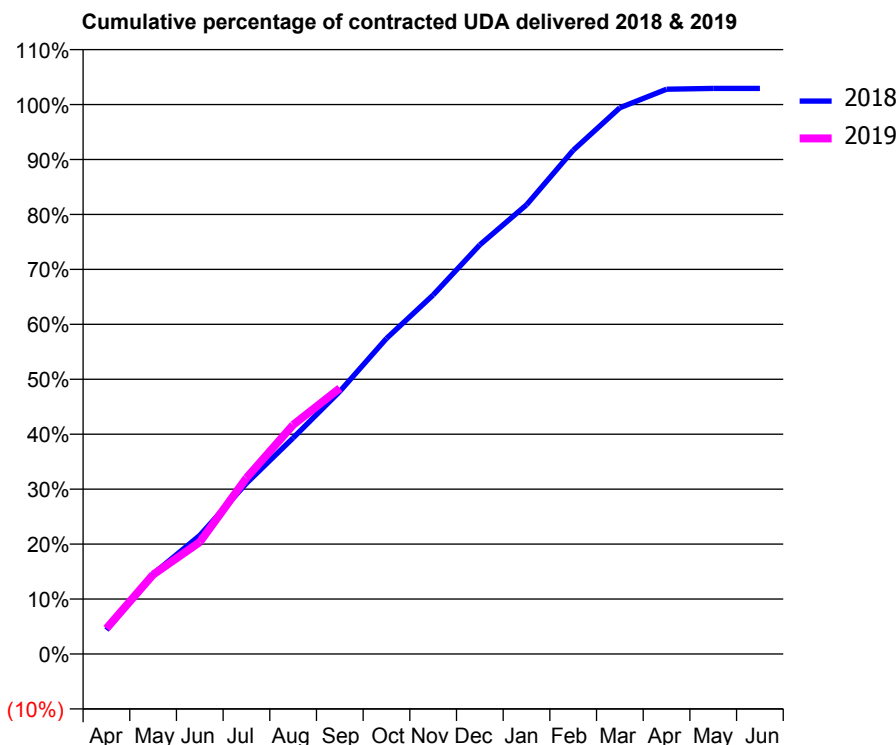
18/19 Contracted general activity (UDA)	7,505
Carry forward general activity (UDA)	0
18/19 Contracted orthodontic activity (UOA)	0
Carry forward orthodontic activity (UOA)	0
Baseline contract value	£212,462.71

ACCESS*

Patients seen in 24 months	Total	Change since previous quarter
Quarter ending September 2017	2,851	
Quarter ending December 2017	2,840	→
Quarter ending March 2018	2,773	↓
Quarter ending June 2018	2,722	↓
Quarter ending September 2018	2,723	→
Variance since September 2017	(4.5%)	↓



ACTIVITY



Month	Adjusted Scheduled Activity (UDA)	
	2018	2019
April	329	348
May	1,094	1,085
June	1,619	1,529
July	2,331	2,405
August	2,952	3,129
September	3,587	3,630
October	4,309	
November	4,903	
December	5,589	
January	6,136	
February	6,881	
March	7,460	
April	7,713	
May	7,724	
June	7,724	

QUALITY

	Quantity	Base Number	Contract	AT	Region	England
% of FP17s for the same patient ID Re-attending within 3 months - Children	38	721	5.3%	9.4%	12.2%	11.6%
% of FP17s for the same patient ID Re-attending within 3 months - Adults	163	1,573	10.4%	12.8%	15.8%	15.5%
% of FP17s for the same patient ID Re-attending between 3 & 9 months - Children	542	721	75.2%	63.3%	60.3%	58.8%
% of FP17s for the same patient ID Re-attending between 3 & 9 months - Adults	1,068	1,573	67.9%	55.1%	53.5%	51.1%
% of FP17s for Band 1 Urgent Courses	116	2,115	5.5%	7.6%	9.1%	9.0%
% of FP17s Relating to Free Repair or Replacements	8	2,115	0.4%	0.9%	1.0%	0.8%
% of FP17s Relating to Continuations	5	2,115	0.2%	0.9%	1.0%	0.9%
% of Patients satisfied with the dentistry they have received	2	2	N/A	94.0%	93.6%	93.3%
% of Patients satisfied with the time they had to wait for an appointment	2	2	N/A	89.0%	89.8%	88.9%

* This is based on patients treated on this contract for their most recent course of treatment. Figures in italics indicate the base number of FP17s or Patient Questionnaire responses are less than 100. N/A is shown where the base number of responses is less than 10 during the period. % is calculated as Quantity/Base number*100

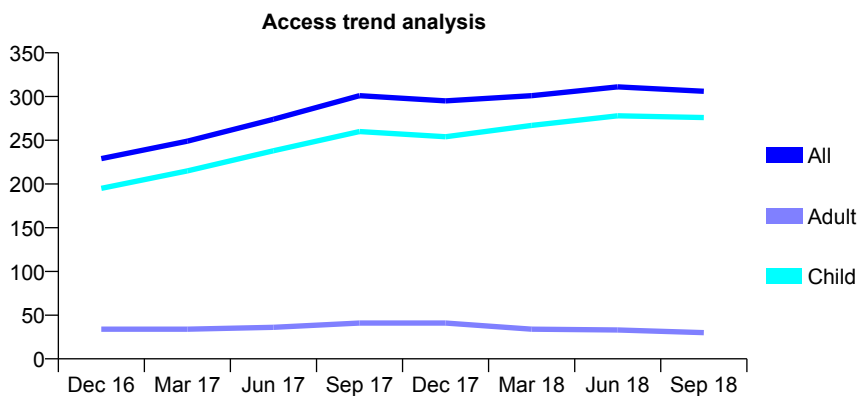
Q50 - Vital Signs At a Glance Contract Report for 177032/0001 - September 2018

Name or company name	Orchard House Dental Care
Contract type name	GDS Contract
Purpose of contract	General and Orthodontic
Contract start date	01/04/2015
Contract end date	

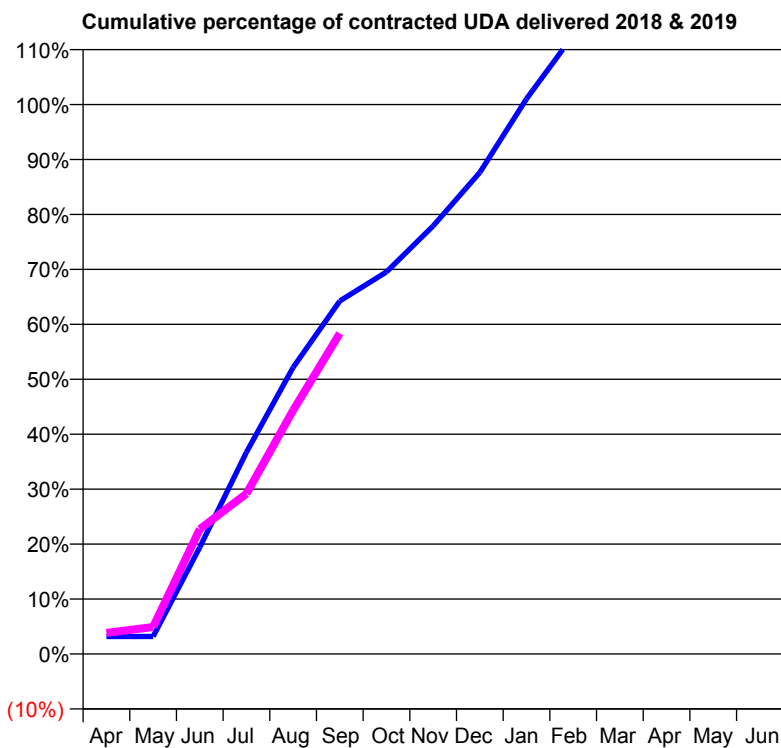
18/19 Contracted general activity (UDA)	390
Carry forward general activity (UDA)	0
18/19 Contracted orthodontic activity (UOA)	134
Carry forward orthodontic activity (UOA)	0
Baseline contract value	£27,789.28

ACCESS*

Patients seen in 24 months	Total	Change since previous quarter
Quarter ending September 2017	301	
Quarter ending December 2017	295	↓
Quarter ending March 2018	301	↑
Quarter ending June 2018	311	↑
Quarter ending September 2018	306	↓
Variance since September 2017	1.7%	→



ACTIVITY



Month	Adjusted Scheduled Activity (UDA)	
	2018	2019
April	12	15
May	12	19
June	76	89
July	143	114
August	203	173
September	251	228
October	271	
November	304	
December	342	
January	394	
February	439	
March	500	
April	532	
May	532	
June	532	

QUALITY

	Quantity	Base Number	Contract	AT	Region	England
% of FP17s for the same patient ID Re-attending within 3 months - Children	17	202	8.4%	9.4%	12.2%	11.6%
% of FP17s for the same patient ID Re-attending within 3 months - Adults	0	16	0.0%	12.8%	15.8%	15.5%
% of FP17s for the same patient ID Re-attending between 3 & 9 months - Children	100	202	49.5%	63.3%	60.3%	58.8%
% of FP17s for the same patient ID Re-attending between 3 & 9 months - Adults	12	16	75.0%	55.1%	53.5%	51.1%
% of FP17s for Band 1 Urgent Courses	8	175	4.6%	7.6%	9.1%	9.0%
% of FP17s Relating to Free Repair or Replacements	0	175	0.0%	0.9%	1.0%	0.8%
% of FP17s Relating to Continuations	0	175	0.0%	0.9%	1.0%	0.9%
% of Patients satisfied with the dentistry they have received	0	0	N/A	94.0%	93.6%	93.3%
% of Patients satisfied with the time they had to wait for an appointment	0	0	N/A	89.0%	89.8%	88.9%

* This is based on patients treated on this contract for their most recent course of treatment. Figures in italics indicate the base number of FP17s or Patient Questionnaire responses are less than 100. N/A is shown where the base number of responses is less than 10 during the period. % is calculated as Quantity/Base number*100

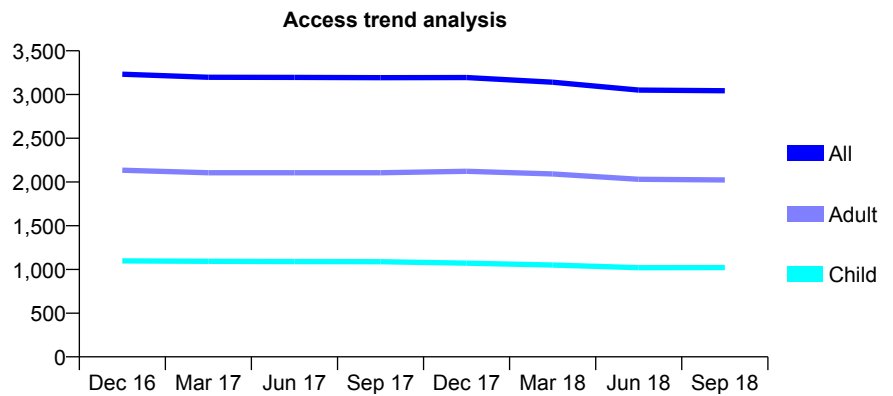
Q50 - Vital Signs At a Glance Contract Report for 177717/0001 - September 2018

Name or company name	Smile Lincs Ltd
Contract type name	GDS Contract
Purpose of contract	General
Contract start date	01/07/2007
Contract end date	

18/19 Contracted general activity (UDA)	9,473
Carry forward general activity (UDA)	0
18/19 Contracted orthodontic activity (UOA)	0
Carry forward orthodontic activity (UOA)	0
Baseline contract value	£234,522.15

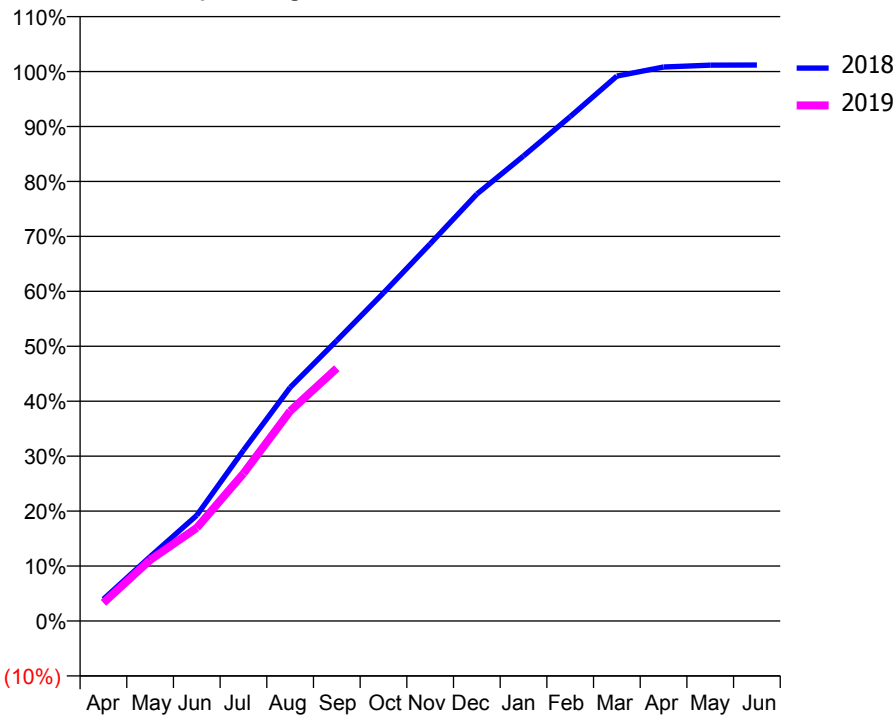
ACCESS*

Patients seen in 24 months	Total	Change since previous quarter
Quarter ending September 2017	3,193	
Quarter ending December 2017	3,194	→
Quarter ending March 2018	3,141	↓
Quarter ending June 2018	3,051	↓
Quarter ending September 2018	3,044	→
Variance since September 2017	(4.7%)	↓



ACTIVITY

Cumulative percentage of contracted UDA delivered 2018 & 2019



Month	Adjusted Scheduled Activity (UDA)	
	2018	2019
April	377	314
May	1,109	1,052
June	1,821	1,605
July	2,943	2,543
August	4,025	3,619
September	4,835	4,357
October	5,656	
November	6,501	
December	7,360	
January	8,017	
February	8,695	
March	9,394	
April	9,551	
May	9,583	
June	9,584	

QUALITY

	Quantity	Base Number	Contract	AT	Region	England
% of FP17s for the same patient ID Re-attending within 3 months - Children	73	749	9.7%	9.4%	12.2%	11.6%
% of FP17s for the same patient ID Re-attending within 3 months - Adults	217	1,347	16.1%	12.8%	15.8%	15.5%
% of FP17s for the same patient ID Re-attending between 3 & 9 months - Children	418	749	55.8%	63.3%	60.3%	58.8%
% of FP17s for the same patient ID Re-attending between 3 & 9 months - Adults	692	1,347	51.4%	55.1%	53.5%	51.1%
% of FP17s for Band 1 Urgent Courses	198	1,989	10.0%	7.6%	9.1%	9.0%
% of FP17s Relating to Free Repair or Replacements	5	1,989	0.3%	0.9%	1.0%	0.8%
% of FP17s Relating to Continuations	30	1,989	1.5%	0.9%	1.0%	0.9%
% of Patients satisfied with the dentistry they have received	2	2	N/A	94.0%	93.6%	93.3%
% of Patients satisfied with the time they had to wait for an appointment	2	2	N/A	89.0%	89.8%	88.9%

* This is based on patients treated on this contract for their most recent course of treatment. Figures in italics indicate the base number of FP17s or Patient Questionnaire responses are less than 100. N/A is shown where the base number of responses is less than 10 during the period. % is calculated as Quantity/Base number*100

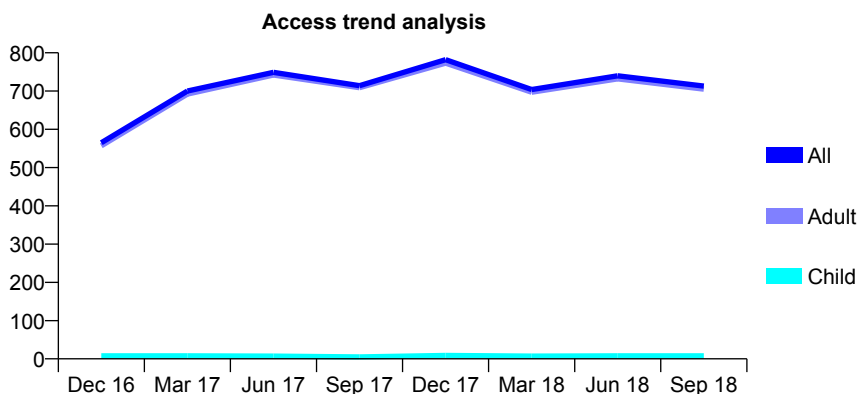
Q50 - Vital Signs At a Glance Contract Report for 177717/0002 - September 2018

Name or company name	Smile Lincs Ltd
Contract type name	PDS Contract
Purpose of contract	General
Contract start date	01/01/2011
Contract end date	31/12/2020

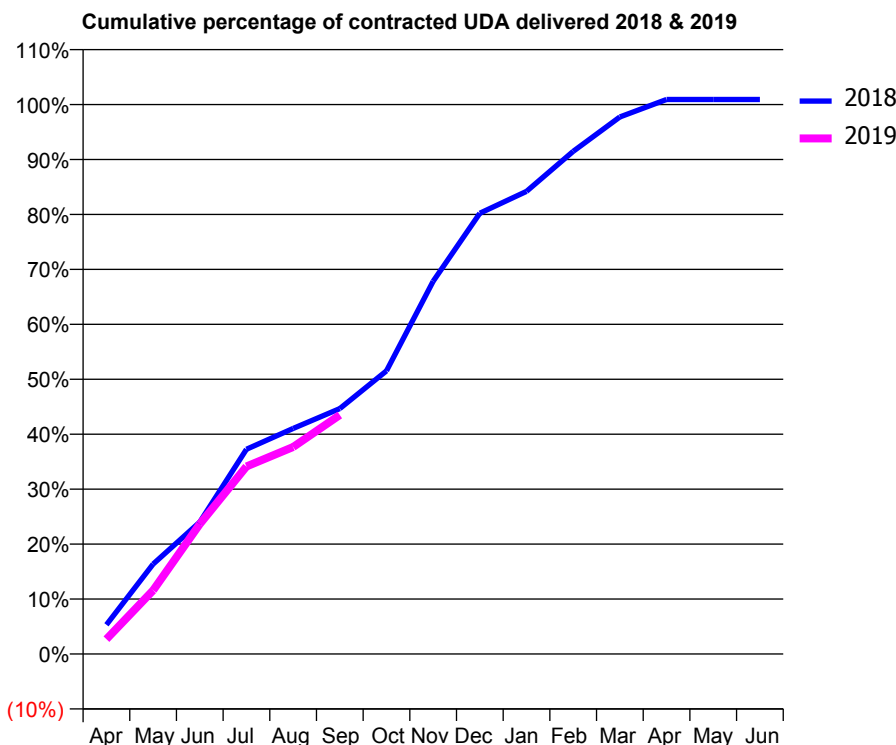
18/19 Contracted general activity (UDA)	1,632
Carry forward general activity (UDA)	0
18/19 Contracted orthodontic activity (UOA)	0
Carry forward orthodontic activity (UOA)	0
Baseline contract value	£166,631.56

ACCESS*

Patients seen in 24 months	Total	Change since previous quarter
Quarter ending September 2017	714	
Quarter ending December 2017	782	↑
Quarter ending March 2018	704	↓
Quarter ending June 2018	740	↑
Quarter ending September 2018	713	↓
Variance since September 2017	(0.1%)	→



ACTIVITY



Month	Adjusted Scheduled Activity (UDA)	
	2018	2019
April	87	44
May	267	189
June	392	386
July	608	557
August	670	615
September	729	710
October	841	
November	1,107	
December	1,309	
January	1,374	
February	1,493	
March	1,595	
April	1,647	
May	1,647	
June	1,647	

QUALITY

	Quantity	Base Number	Contract	AT	Region	England
% of FP17s for the same patient ID Re-attending within 3 months - Children	0	6	0.0%	9.4%	12.2%	11.6%
% of FP17s for the same patient ID Re-attending within 3 months - Adults	4	303	1.3%	12.8%	15.8%	15.5%
% of FP17s for the same patient ID Re-attending between 3 & 9 months - Children	0	6	0.0%	63.3%	60.3%	58.8%
% of FP17s for the same patient ID Re-attending between 3 & 9 months - Adults	9	303	3.0%	55.1%	53.5%	51.1%
% of FP17s for Band 1 Urgent Courses	0	286	0.0%	7.6%	9.1%	9.0%
% of FP17s Relating to Free Repair or Replacements	0	286	0.0%	0.9%	1.0%	0.8%
% of FP17s Relating to Continuations	0	286	0.0%	0.9%	1.0%	0.9%
% of Patients satisfied with the dentistry they have received	0	0	N/A	94.0%	93.6%	93.3%
% of Patients satisfied with the time they had to wait for an appointment	0	0	N/A	89.0%	89.8%	88.9%

* This is based on patients treated on this contract for their most recent course of treatment. Figures in italics indicate the base number of FP17s or Patient Questionnaire responses are less than 100. N/A is shown where the base number of responses is less than 10 during the period. % is calculated as Quantity/Base number*100

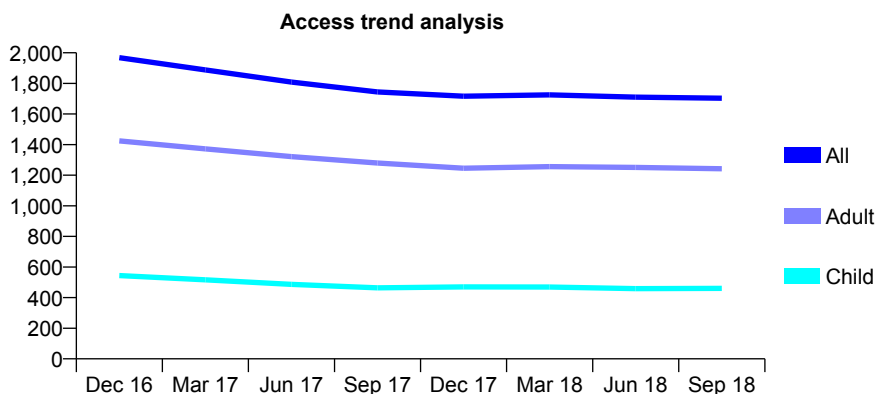
Q50 - Vital Signs At a Glance Contract Report for 178691/0001 - September 2018

Name or company name	The Regent Street Dental Practice
Contract type name	GDS Contract
Purpose of contract	General and Orthodontic
Contract start date	01/10/2014
Contract end date	

18/19 Contracted general activity (UDA)	5,508
Carry forward general activity (UDA)	0
18/19 Contracted orthodontic activity (UOA)	221
Carry forward orthodontic activity (UOA)	0
Baseline contract value	£162,781.58

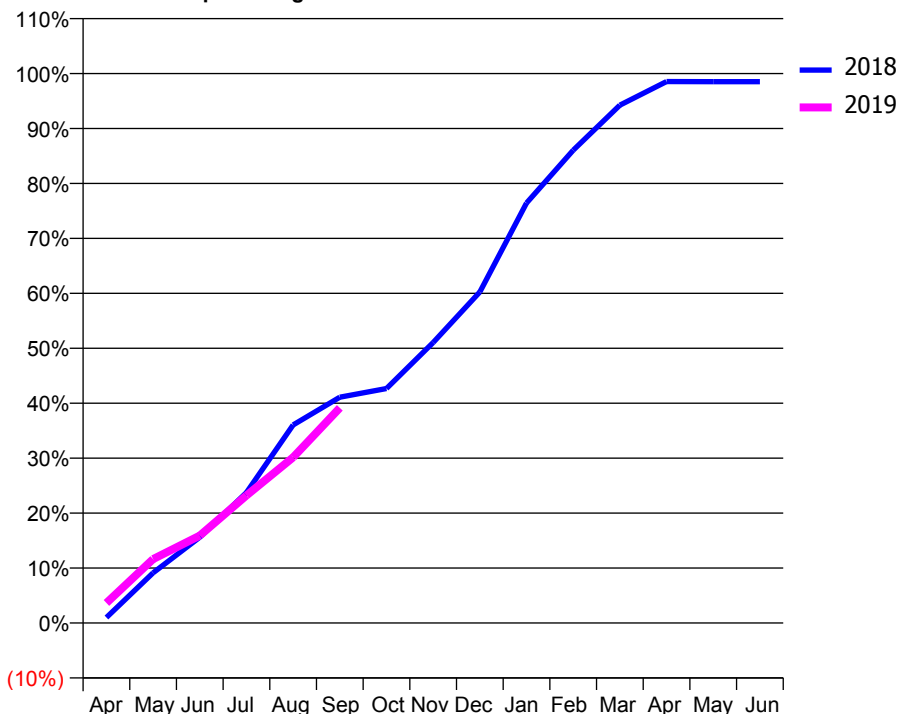
ACCESS*

Patients seen in 24 months	Total	Change since previous quarter
Quarter ending September 2017	1,744	
Quarter ending December 2017	1,716	↓
Quarter ending March 2018	1,725	→
Quarter ending June 2018	1,710	→
Quarter ending September 2018	1,703	→
Variance since September 2017	(2.4%)	↓



ACTIVITY

Cumulative percentage of contracted UDA delivered 2018 & 2019



Adjusted Scheduled Activity (UDA)

Month	2018	2019
April	55	201
May	503	641
June	860	877
July	1,308	1,279
August	1,986	1,661
September	2,263	2,157
October	2,350	
November	2,812	
December	3,318	
January	4,209	
February	4,739	
March	5,191	
April	5,428	
May	5,426	
June	5,427	

QUALITY

	Quantity	Base Number	Contract	AT	Region	England
% of FP17s for the same patient ID Re-attending within 3 months - Children	53	423	12.5%	9.4%	12.2%	11.6%
% of FP17s for the same patient ID Re-attending within 3 months - Adults	147	1,012	14.5%	12.8%	15.8%	15.5%
% of FP17s for the same patient ID Re-attending between 3 & 9 months - Children	304	423	71.9%	63.3%	60.3%	58.8%
% of FP17s for the same patient ID Re-attending between 3 & 9 months - Adults	722	1,012	71.3%	55.1%	53.5%	51.1%
% of FP17s for Band 1 Urgent Courses	55	1,295	4.2%	7.6%	9.1%	9.0%
% of FP17s Relating to Free Repair or Replacements	17	1,295	1.3%	0.9%	1.0%	0.8%
% of FP17s Relating to Continuations	5	1,295	0.4%	0.9%	1.0%	0.9%
% of Patients satisfied with the dentistry they have received	1	1	N/A	94.0%	93.6%	93.3%
% of Patients satisfied with the time they had to wait for an appointment	1	1	N/A	89.0%	89.8%	88.9%

* This is based on patients treated on this contract for their most recent course of treatment. Figures in italics indicate the base number of FP17s or Patient Questionnaire responses are less than 100. N/A is shown where the base number of responses is less than 10 during the period. % is calculated as Quantity/Base number*100

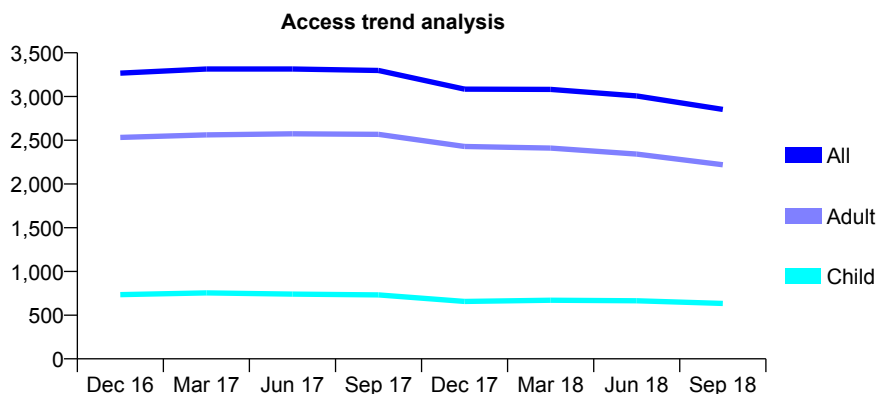
Q50 - Vital Signs At a Glance Contract Report for 178780/0001 - September 2018

Name or company name	Scarborough Dental Care Limited
Contract type name	GDS Contract
Purpose of contract	General
Contract start date	01/09/2008
Contract end date	

18/19 Contracted general activity (UDA)	8,780
Carry forward general activity (UDA)	0
18/19 Contracted orthodontic activity (UOA)	0
Carry forward orthodontic activity (UOA)	0
Baseline contract value	£258,344.09

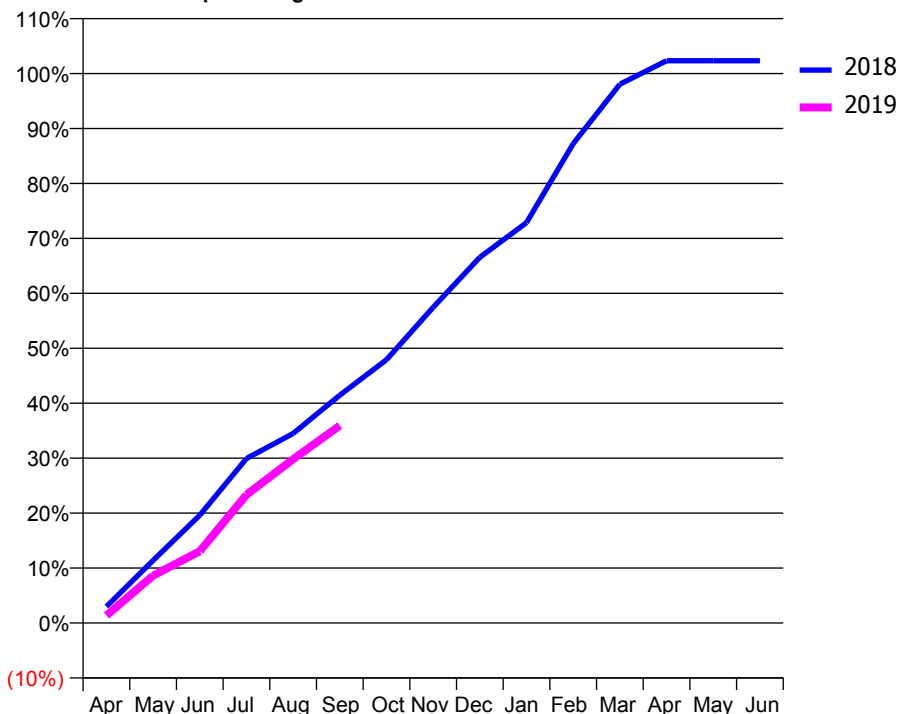
ACCESS*

Patients seen in 24 months	Total	Change since previous quarter
Quarter ending September 2017	3,298	
Quarter ending December 2017	3,085	↓
Quarter ending March 2018	3,082	→
Quarter ending June 2018	3,006	↓
Quarter ending September 2018	2,853	↓
Variance since September 2017	(13.5%)	↓



ACTIVITY

Cumulative percentage of contracted UDA delivered 2018 & 2019



Adjusted Scheduled Activity (UDA)

Month	2018	2019
April	263	121
May	1,000	758
June	1,722	1,147
July	2,628	2,048
August	3,030	2,618
September	3,639	3,154
October	4,206	
November	5,044	
December	5,843	
January	6,396	
February	7,658	
March	8,609	
April	8,984	
May	8,984	
June	8,984	

QUALITY

	Quantity	Base Number	Contract	AT	Region	England
% of FP17s for the same patient ID Re-attending within 3 months - Children	39	525	7.4%	9.4%	12.2%	11.6%
% of FP17s for the same patient ID Re-attending within 3 months - Adults	223	1,546	14.4%	12.8%	15.8%	15.5%
% of FP17s for the same patient ID Re-attending between 3 & 9 months - Children	343	525	65.3%	63.3%	60.3%	58.8%
% of FP17s for the same patient ID Re-attending between 3 & 9 months - Adults	966	1,546	62.5%	55.1%	53.5%	51.1%
% of FP17s for Band 1 Urgent Courses	117	1,896	6.2%	7.6%	9.1%	9.0%
% of FP17s Relating to Free Repair or Replacements	21	1,896	1.1%	0.9%	1.0%	0.8%
% of FP17s Relating to Continuations	33	1,896	1.7%	0.9%	1.0%	0.9%
% of Patients satisfied with the dentistry they have received	4	4	N/A	94.0%	93.6%	93.3%
% of Patients satisfied with the time they had to wait for an appointment	4	4	N/A	89.0%	89.8%	88.9%

* This is based on patients treated on this contract for their most recent course of treatment. Figures in italics indicate the base number of FP17s or Patient Questionnaire responses are less than 100. N/A is shown where the base number of responses is less than 10 during the period. % is calculated as Quantity/Base number*100

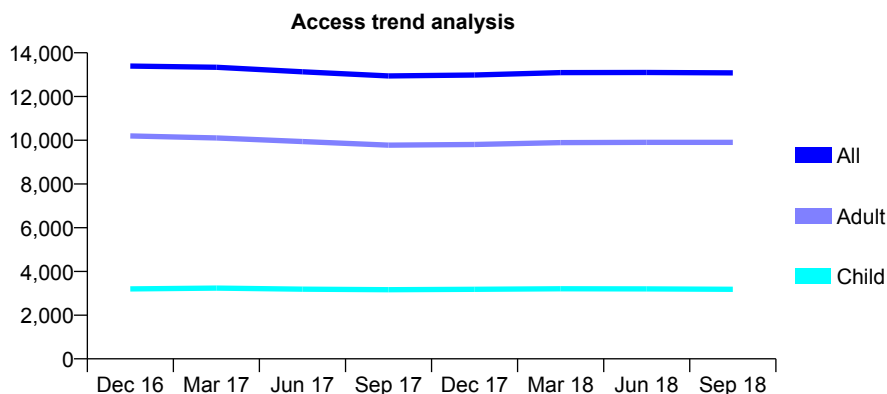
Q50 - Vital Signs At a Glance Contract Report for 179582/0001 - September 2018

Name or company name	Abbey Dental Care
Contract type name	GDS Contract
Purpose of contract	General
Contract start date	01/02/2012
Contract end date	

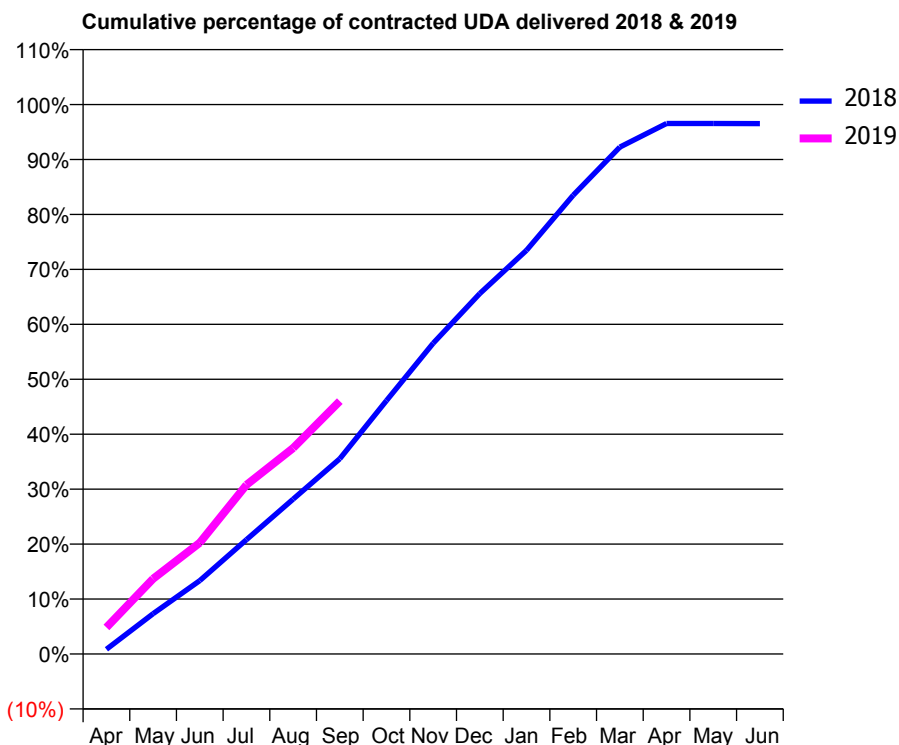
18/19 Contracted general activity (UDA)	40,900
Carry forward general activity (UDA)	0
18/19 Contracted orthodontic activity (UOA)	0
Carry forward orthodontic activity (UOA)	0
Baseline contract value	£1,202,977.07

ACCESS*

Patients seen in 24 months	Total	Change since previous quarter
Quarter ending September 2017	12,941	
Quarter ending December 2017	12,986	→
Quarter ending March 2018	13,096	→
Quarter ending June 2018	13,103	→
Quarter ending September 2018	13,083	→
Variance since September 2017	1.1%	→



ACTIVITY



Month	Adjusted Scheduled Activity (UDA)	
	2018	2019
April	357	1,980
May	3,003	5,604
June	5,466	8,285
July	8,511	12,593
August	11,533	15,325
September	14,535	18,821
October	18,867	
November	23,129	
December	26,836	
January	30,045	
February	34,144	
March	37,730	
April	39,484	
May	39,484	
June	39,481	

QUALITY

	Quantity	Base Number	Contract	AT	Region	England
% of FP17s for the same patient ID Re-attending within 3 months - Children	304	2,994	10.2%	9.4%	12.2%	11.6%
% of FP17s for the same patient ID Re-attending within 3 months - Adults	1,490	8,712	17.1%	12.8%	15.8%	15.5%
% of FP17s for the same patient ID Re-attending between 3 & 9 months - Children	2,213	2,994	73.9%	63.3%	60.3%	58.8%
% of FP17s for the same patient ID Re-attending between 3 & 9 months - Adults	5,698	8,712	65.4%	55.1%	53.5%	51.1%
% of FP17s for Band 1 Urgent Courses	646	10,821	6.0%	7.6%	9.1%	9.0%
% of FP17s Relating to Free Repair or Replacements	136	10,821	1.3%	0.9%	1.0%	0.8%
% of FP17s Relating to Continuations	121	10,821	1.1%	0.9%	1.0%	0.9%
% of Patients satisfied with the dentistry they have received	14	14	100.0%	94.0%	93.6%	93.3%
% of Patients satisfied with the time they had to wait for an appointment	10	14	71.4%	89.0%	89.8%	88.9%

* This is based on patients treated on this contract for their most recent course of treatment. Figures in italics indicate the base number of FP17s or Patient Questionnaire responses are less than 100. N/A is shown where the base number of responses is less than 10 during the period. % is calculated as Quantity/Base number*100

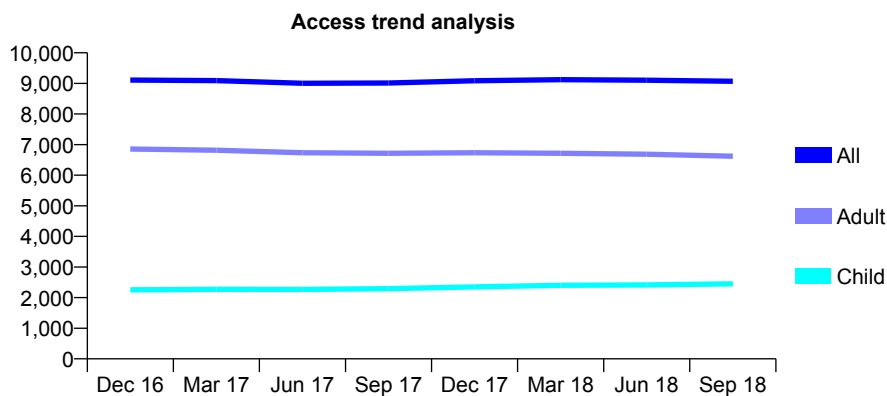
Q50 - Vital Signs At a Glance Contract Report for 180904/0003 - September 2018

Name or company name	Perfect Smile Clinic (UK) Ltd
Contract type name	GDS Contract
Purpose of contract	General
Contract start date	25/06/2012
Contract end date	

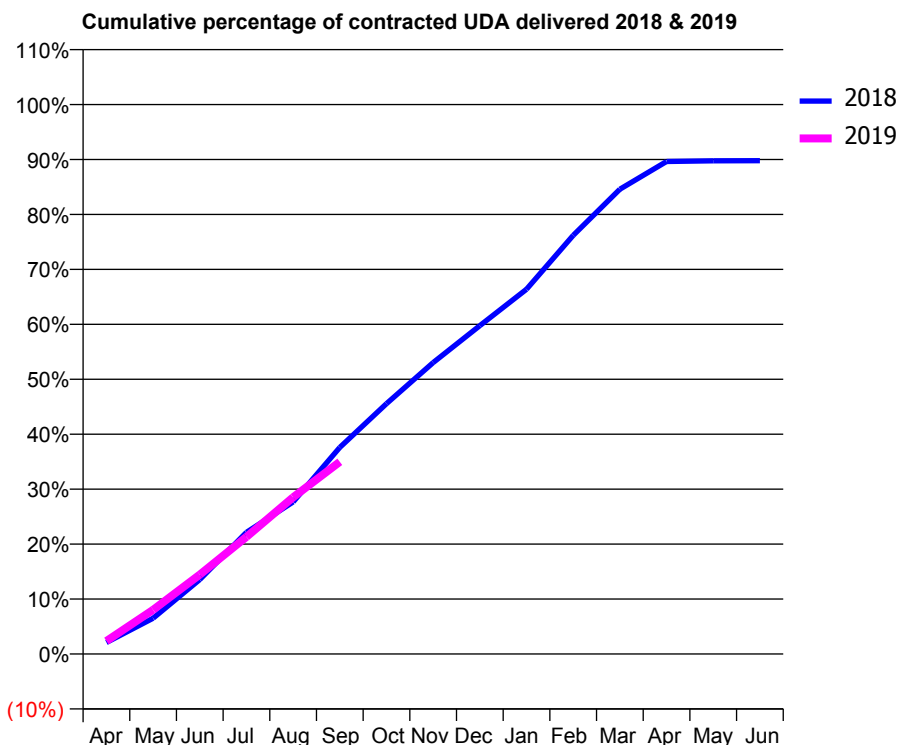
18/19 Contracted general activity (UDA)	32,500
Carry forward general activity (UDA)	0
18/19 Contracted orthodontic activity (UOA)	0
Carry forward orthodontic activity (UOA)	0
Baseline contract value	£834,360.50

ACCESS*

Patients seen in 24 months	Total	Change since previous quarter
Quarter ending September 2017	9,014	
Quarter ending December 2017	9,086	→
Quarter ending March 2018	9,121	→
Quarter ending June 2018	9,105	→
Quarter ending September 2018	9,068	→
Variance since September 2017	0.6%	→



ACTIVITY



Month	Adjusted Scheduled Activity (UDA)	
	2018	2019
April	680	767
May	2,120	2,618
June	4,405	4,700
July	7,200	6,931
August	8,991	9,274
September	12,220	11,369
October	14,809	
November	17,239	
December	19,422	
January	21,575	
February	24,759	
March	27,489	
April	29,133	
May	29,166	
June	29,180	

QUALITY

	Quantity	Base Number	Contract	AT	Region	England
% of FP17s for the same patient ID Re-attending within 3 months - Children	159	2,143	7.4%	9.4%	12.2%	11.6%
% of FP17s for the same patient ID Re-attending within 3 months - Adults	638	4,882	13.1%	12.8%	15.8%	15.5%
% of FP17s for the same patient ID Re-attending between 3 & 9 months - Children	1,441	2,143	67.2%	63.3%	60.3%	58.8%
% of FP17s for the same patient ID Re-attending between 3 & 9 months - Adults	3,154	4,882	64.6%	55.1%	53.5%	51.1%
% of FP17s for Band 1 Urgent Courses	410	5,986	6.8%	7.6%	9.1%	9.0%
% of FP17s Relating to Free Repair or Replacements	57	5,986	1.0%	0.9%	1.0%	0.8%
% of FP17s Relating to Continuations	41	5,986	0.7%	0.9%	1.0%	0.9%
% of Patients satisfied with the dentistry they have received	3	4	N/A	94.0%	93.6%	93.3%
% of Patients satisfied with the time they had to wait for an appointment	3	4	N/A	89.0%	89.8%	88.9%

* This is based on patients treated on this contract for their most recent course of treatment. Figures in italics indicate the base number of FP17s or Patient Questionnaire responses are less than 100. N/A is shown where the base number of responses is less than 10 during the period. % is calculated as Quantity/Base number*100

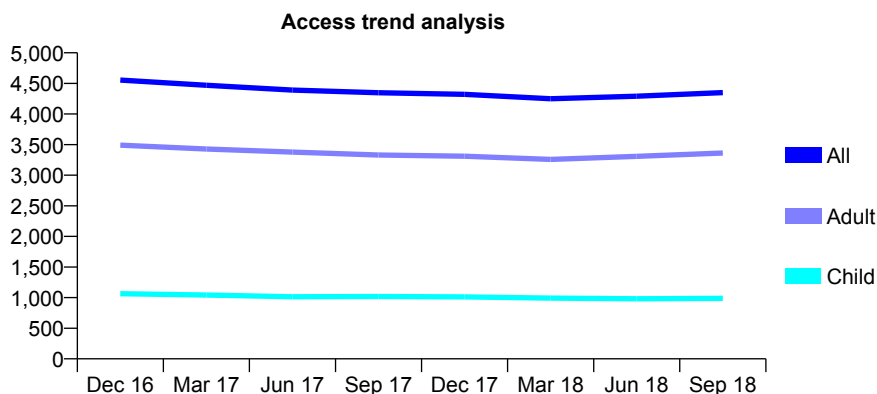
Q50 - Vital Signs At a Glance Contract Report for 182176/0001 - September 2018

Name or company name	Snaith Dental Care
Contract type name	GDS Contract
Purpose of contract	General
Contract start date	11/01/2010
Contract end date	

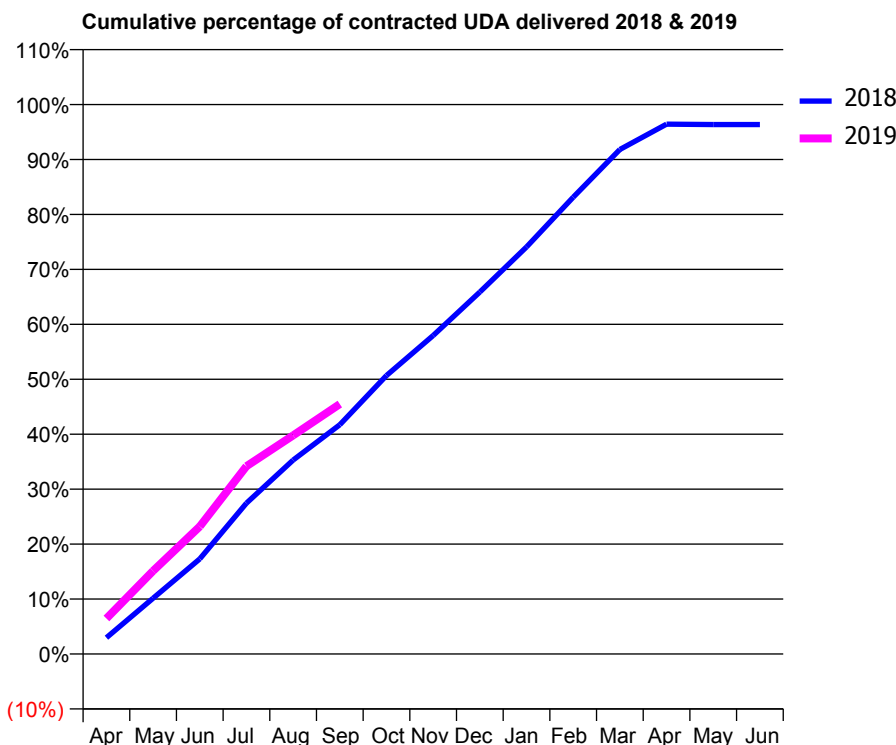
18/19 Contracted general activity (UDA)	15,000
Carry forward general activity (UDA)	0
18/19 Contracted orthodontic activity (UOA)	0
Carry forward orthodontic activity (UOA)	0
Baseline contract value	£391,107.42

ACCESS*

Patients seen in 24 months	Total	Change since previous quarter
Quarter ending September 2017	4,348	
Quarter ending December 2017	4,322	→
Quarter ending March 2018	4,250	↓
Quarter ending June 2018	4,290	→
Quarter ending September 2018	4,350	→
Variance since September 2017	0.0%	→



ACTIVITY



Month	Adjusted Scheduled Activity (UDA)	
	2018	2019
April	447	969
May	1,524	2,270
June	2,597	3,482
July	4,118	5,126
August	5,293	5,968
September	6,261	6,823
October	7,603	
November	8,693	
December	9,880	
January	11,112	
February	12,470	
March	13,771	
April	14,463	
May	14,452	
June	14,452	

QUALITY

	Quantity	Base Number	Contract	AT	Region	England
% of FP17s for the same patient ID Re-attending within 3 months - Children	187	1,072	17.4%	9.4%	12.2%	11.6%
% of FP17s for the same patient ID Re-attending within 3 months - Adults	513	2,972	17.3%	12.8%	15.8%	15.5%
% of FP17s for the same patient ID Re-attending between 3 & 9 months - Children	734	1,072	68.5%	63.3%	60.3%	58.8%
% of FP17s for the same patient ID Re-attending between 3 & 9 months - Adults	1,938	2,972	65.2%	55.1%	53.5%	51.1%
% of FP17s for Band 1 Urgent Courses	191	3,725	5.1%	7.6%	9.1%	9.0%
% of FP17s Relating to Free Repair or Replacements	61	3,725	1.6%	0.9%	1.0%	0.8%
% of FP17s Relating to Continuations	25	3,725	0.7%	0.9%	1.0%	0.9%
% of Patients satisfied with the dentistry they have received	17	17	100.0%	94.0%	93.6%	93.3%
% of Patients satisfied with the time they had to wait for an appointment	17	17	100.0%	89.0%	89.8%	88.9%

* This is based on patients treated on this contract for their most recent course of treatment. Figures in italics indicate the base number of FP17s or Patient Questionnaire responses are less than 100. N/A is shown where the base number of responses is less than 10 during the period. % is calculated as Quantity/Base number*100

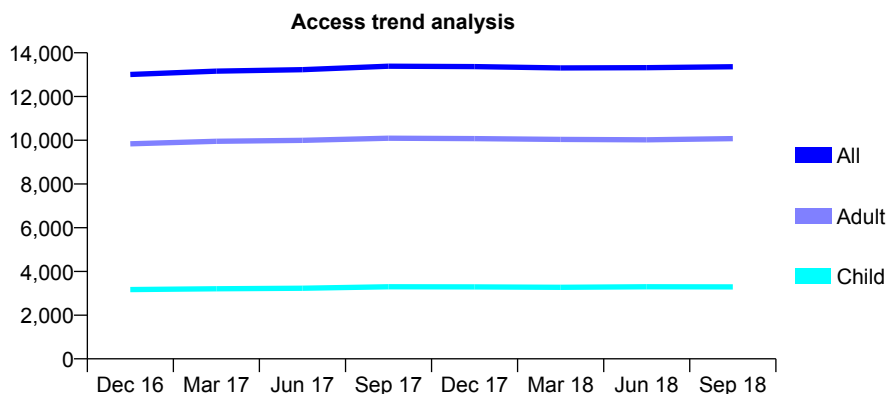
Q50 - Vital Signs At a Glance Contract Report for 183679/0001 - September 2018

Name or company name	Hessle Grange Dental Care Ltd.
Contract type name	GDS Contract
Purpose of contract	General
Contract start date	01/07/2008
Contract end date	

18/19 Contracted general activity (UDA)	33,167
Carry forward general activity (UDA)	0
18/19 Contracted orthodontic activity (UOA)	0
Carry forward orthodontic activity (UOA)	0
Baseline contract value	£989,948.89

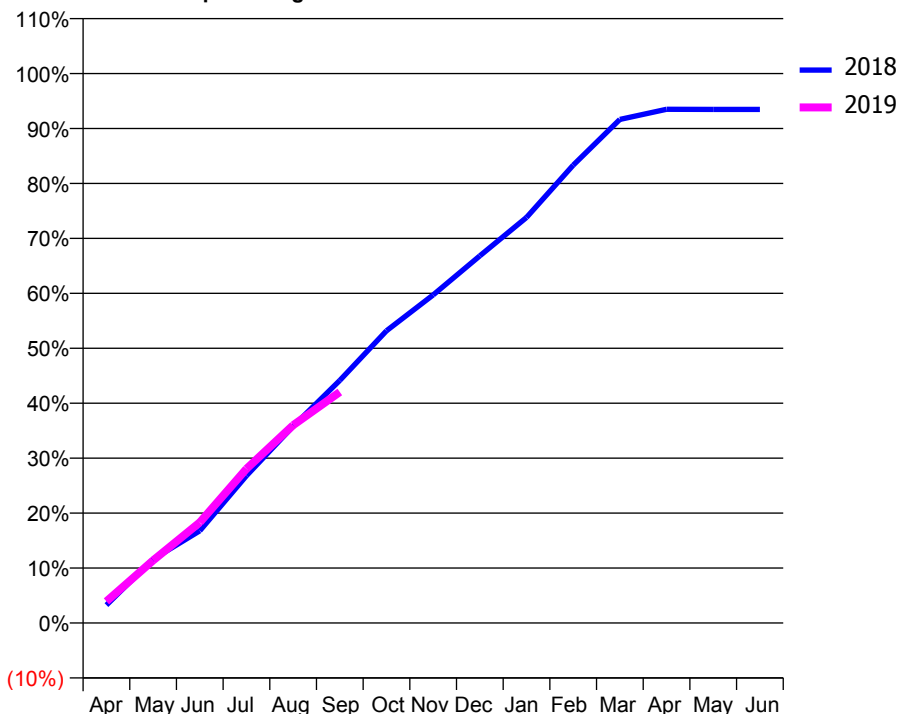
ACCESS*

Patients seen in 24 months	Total	Change since previous quarter
Quarter ending September 2017	13,388	
Quarter ending December 2017	13,367	→
Quarter ending March 2018	13,306	→
Quarter ending June 2018	13,319	→
Quarter ending September 2018	13,365	→
Variance since September 2017	(0.2%)	→



ACTIVITY

Cumulative percentage of contracted UDA delivered 2018 & 2019



Month	Adjusted Scheduled Activity (UDA)	
	2018	2019
April	1,081	1,312
May	3,855	3,783
June	5,569	6,073
July	8,886	9,304
August	11,879	11,940
September	14,642	13,945
October	17,638	
November	19,807	
December	22,161	
January	24,476	
February	27,636	
March	30,399	
April	31,005	
May	31,002	
June	31,001	

QUALITY

	Quantity	Base Number	Contract	AT	Region	England
% of FP17s for the same patient ID Re-attending within 3 months - Children	155	2,517	6.2%	9.4%	12.2%	11.6%
% of FP17s for the same patient ID Re-attending within 3 months - Adults	735	6,358	11.6%	12.8%	15.8%	15.5%
% of FP17s for the same patient ID Re-attending between 3 & 9 months - Children	1,683	2,517	66.9%	63.3%	60.3%	58.8%
% of FP17s for the same patient ID Re-attending between 3 & 9 months - Adults	2,462	6,358	38.7%	55.1%	53.5%	51.1%
% of FP17s for Band 1 Urgent Courses	732	8,026	9.1%	7.6%	9.1%	9.0%
% of FP17s Relating to Free Repair or Replacements	97	8,026	1.2%	0.9%	1.0%	0.8%
% of FP17s Relating to Continuations	114	8,026	1.4%	0.9%	1.0%	0.9%
% of Patients satisfied with the dentistry they have received	3	4	N/A	94.0%	93.6%	93.3%
% of Patients satisfied with the time they had to wait for an appointment	4	4	N/A	89.0%	89.8%	88.9%

* This is based on patients treated on this contract for their most recent course of treatment. Figures in italics indicate the base number of FP17s or Patient Questionnaire responses are less than 100. N/A is shown where the base number of responses is less than 10 during the period. % is calculated as Quantity/Base number*100

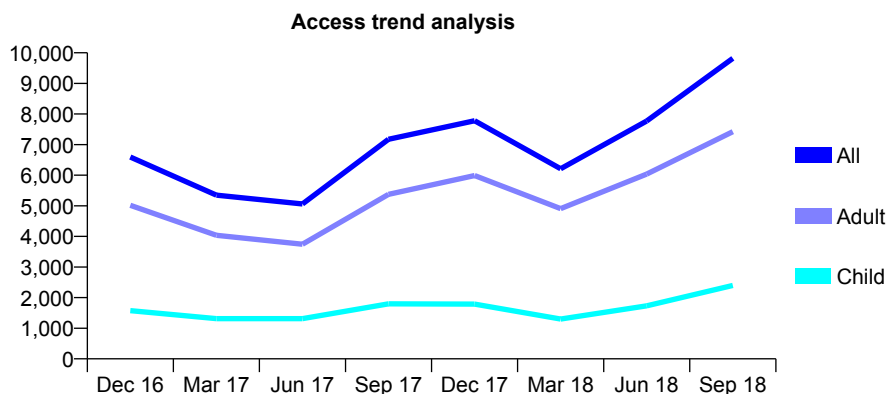
Q50 - Vital Signs At a Glance Contract Report for 189995/0001 - September 2018

Name or company name	Priority House Dental Care Ltd.
Contract type name	GDS Contract
Purpose of contract	General
Contract start date	01/04/2009
Contract end date	

18/19 Contracted general activity (UDA)	36,750
Carry forward general activity (UDA)	0
18/19 Contracted orthodontic activity (UOA)	0
Carry forward orthodontic activity (UOA)	0
Baseline contract value	£1,013,879.10

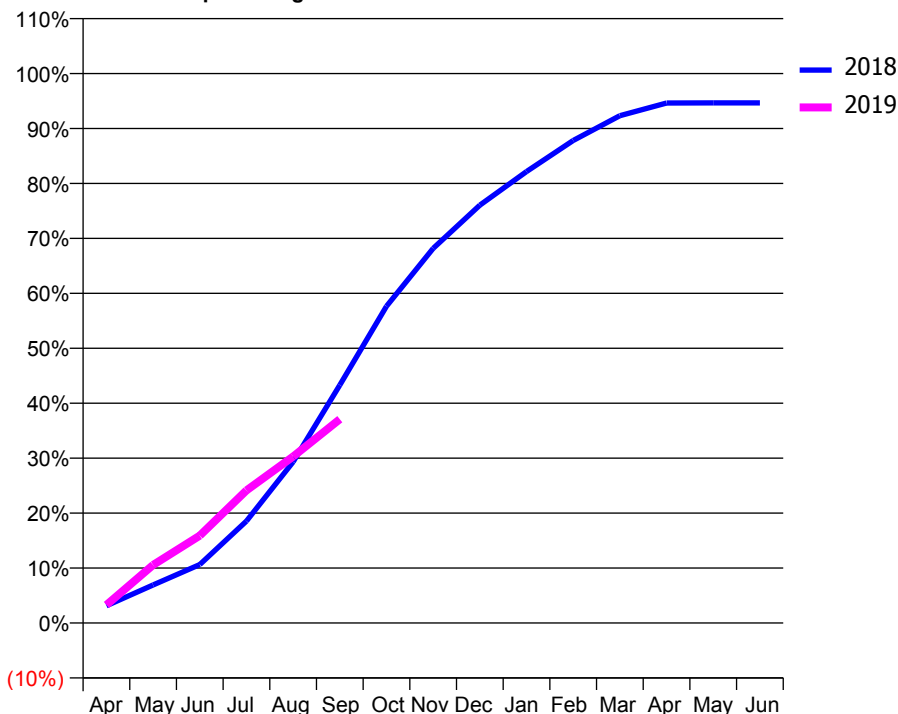
ACCESS*

Patients seen in 24 months	Total	Change since previous quarter
Quarter ending September 2017	7,173	
Quarter ending December 2017	7,778	↑
Quarter ending March 2018	6,210	↓
Quarter ending June 2018	7,772	↑
Quarter ending September 2018	9,820	↑
Variance since September 2017	36.9%	↑



ACTIVITY

Cumulative percentage of contracted UDA delivered 2018 & 2019



Month	Adjusted Scheduled Activity (UDA)	
	2018	2019
April	589	1,212
May	1,297	3,881
June	1,997	5,847
July	3,477	8,865
August	5,501	11,131
September	8,118	13,635
October	10,808	
November	12,782	
December	14,256	
January	15,405	
February	16,466	
March	17,312	
April	17,744	
May	17,748	
June	17,748	

QUALITY

	Quantity	Base Number	Contract	AT	Region	England
% of FP17s for the same patient ID Re-attending within 3 months - Children	94	2,109	4.5%	9.4%	12.2%	11.6%
% of FP17s for the same patient ID Re-attending within 3 months - Adults	581	6,329	9.2%	12.8%	15.8%	15.5%
% of FP17s for the same patient ID Re-attending between 3 & 9 months - Children	618	2,109	29.3%	63.3%	60.3%	58.8%
% of FP17s for the same patient ID Re-attending between 3 & 9 months - Adults	2,020	6,329	31.9%	55.1%	53.5%	51.1%
% of FP17s for Band 1 Urgent Courses	676	7,815	8.7%	7.6%	9.1%	9.0%
% of FP17s Relating to Free Repair or Replacements	79	7,815	1.0%	0.9%	1.0%	0.8%
% of FP17s Relating to Continuations	51	7,815	0.7%	0.9%	1.0%	0.9%
% of Patients satisfied with the dentistry they have received	15	15	100.0%	94.0%	93.6%	93.3%
% of Patients satisfied with the time they had to wait for an appointment	11	15	73.3%	89.0%	89.8%	88.9%

* This is based on patients treated on this contract for their most recent course of treatment. Figures in italics indicate the base number of FP17s or Patient Questionnaire responses are less than 100. N/A is shown where the base number of responses is less than 10 during the period. % is calculated as Quantity/Base number*100

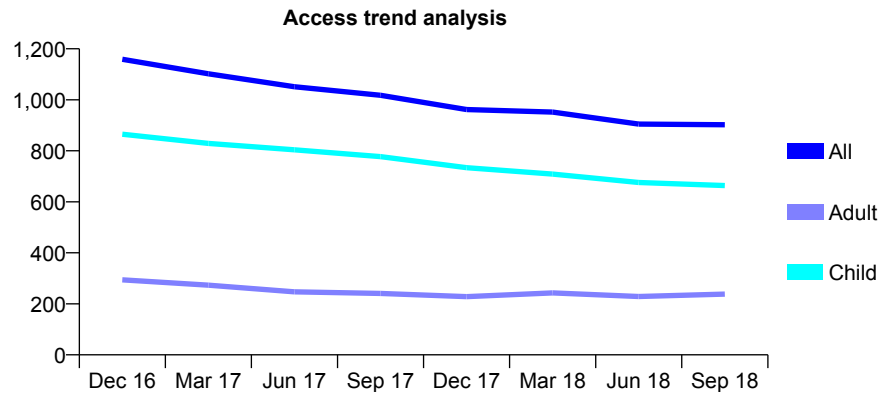
Q50 - Vital Signs At a Glance Contract Report for 190195/0005 - September 2018

Name or company name	Xeon Smiles UK Ltd
Contract type name	GDS Contract
Purpose of contract	General
Contract start date	01/05/2008
Contract end date	

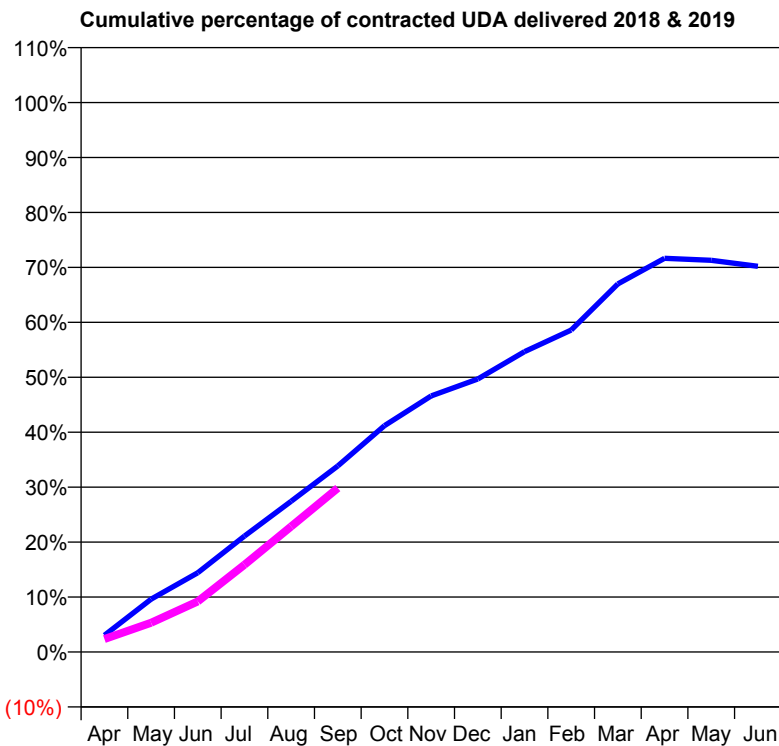
18/19 Contracted general activity (UDA)	2,200
Carry forward general activity (UDA)	0
18/19 Contracted orthodontic activity (UOA)	0
Carry forward orthodontic activity (UOA)	0
Baseline contract value	£52,786.75

ACCESS*

Patients seen in 24 months	Total	Change since previous quarter
Quarter ending September 2017	1,018	
Quarter ending December 2017	962	↓
Quarter ending March 2018	952	↓
Quarter ending June 2018	905	↓
Quarter ending September 2018	902	→
Variance since September 2017	(11.4%)	↓



ACTIVITY



Adjusted Scheduled Activity (UDA)		
Month	2018	2019
April	67	52
May	212	117
June	317	203
July	464	349
August	604	502
September	745	656
October	906	
November	1,025	
December	1,093	
January	1,202	
February	1,289	
March	1,474	
April	1,576	
May	1,568	
June	1,544	

QUALITY

	Quantity	Base Number	Contract	AT	Region	England
% of FP17s for the same patient ID Re-attending within 3 months - Children	14	354	4.0%	9.4%	12.2%	11.6%
% of FP17s for the same patient ID Re-attending within 3 months - Adults	7	115	6.1%	12.8%	15.8%	15.5%
% of FP17s for the same patient ID Re-attending between 3 & 9 months - Children	220	354	62.1%	63.3%	60.3%	58.8%
% of FP17s for the same patient ID Re-attending between 3 & 9 months - Adults	44	115	38.3%	55.1%	53.5%	51.1%
% of FP17s for Band 1 Urgent Courses	11	428	2.6%	7.6%	9.1%	9.0%
% of FP17s Relating to Free Repair or Replacements	0	428	0.0%	0.9%	1.0%	0.8%
% of FP17s Relating to Continuations	0	428	0.0%	0.9%	1.0%	0.9%
% of Patients satisfied with the dentistry they have received	0	0	N/A	94.0%	93.6%	93.3%
% of Patients satisfied with the time they had to wait for an appointment	0	0	N/A	89.0%	89.8%	88.9%

* This is based on patients treated on this contract for their most recent course of treatment. Figures in italics indicate the base number of FP17s or Patient Questionnaire responses are less than 100. N/A is shown where the base number of responses is less than 10 during the period. % is calculated as Quantity/Base number*100

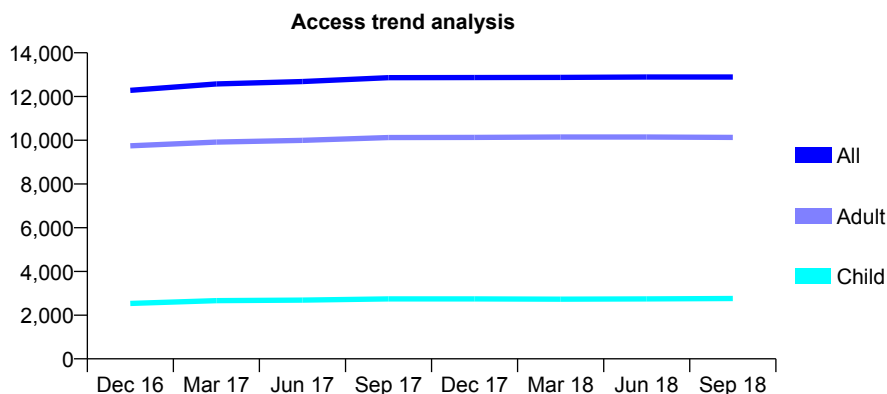
Q50 - Vital Signs At a Glance Contract Report for 190586/0001 - September 2018

Name or company name	SELBY DENTAL CARE LTD
Contract type name	GDS Contract
Purpose of contract	General
Contract start date	01/04/2011
Contract end date	

18/19 Contracted general activity (UDA)	34,448
Carry forward general activity (UDA)	0
18/19 Contracted orthodontic activity (UOA)	0
Carry forward orthodontic activity (UOA)	0
Baseline contract value	£1,005,927.23

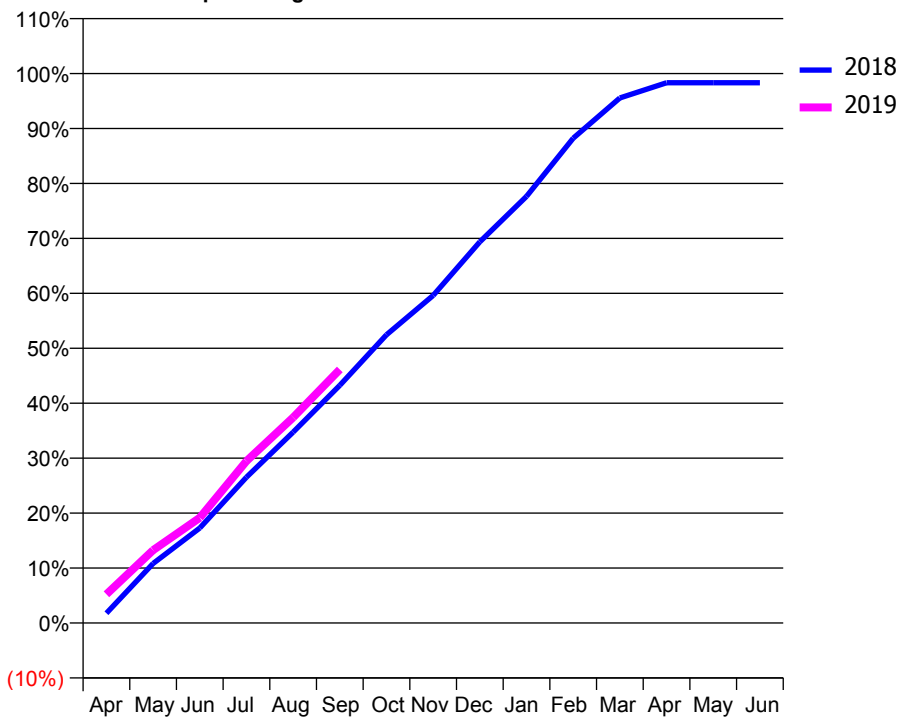
ACCESS*

Patients seen in 24 months	Total	Change since previous quarter
Quarter ending September 2017	12,864	
Quarter ending December 2017	12,869	→
Quarter ending March 2018	12,872	→
Quarter ending June 2018	12,893	→
Quarter ending September 2018	12,890	→
Variance since September 2017	0.2%	→



ACTIVITY

Cumulative percentage of contracted UDA delivered 2018 & 2019



Month	Adjusted Scheduled Activity (UDA)	
	2018	2019
April	614	1,801
May	3,735	4,567
June	5,960	6,596
July	9,143	10,149
August	11,964	12,890
September	14,905	15,895
October	18,068	
November	20,537	
December	23,896	
January	26,743	
February	30,394	
March	32,917	
April	33,867	
May	33,867	
June	33,867	

QUALITY

	Quantity	Base Number	Contract	AT	Region	England
% of FP17s for the same patient ID Re-attending within 3 months - Children	152	2,502	6.1%	9.4%	12.2%	11.6%
% of FP17s for the same patient ID Re-attending within 3 months - Adults	813	7,806	10.4%	12.8%	15.8%	15.5%
% of FP17s for the same patient ID Re-attending between 3 & 9 months - Children	1,850	2,502	73.9%	63.3%	60.3%	58.8%
% of FP17s for the same patient ID Re-attending between 3 & 9 months - Adults	5,026	7,806	64.4%	55.1%	53.5%	51.1%
% of FP17s for Band 1 Urgent Courses	452	9,118	5.0%	7.6%	9.1%	9.0%
% of FP17s Relating to Free Repair or Replacements	46	9,118	0.5%	0.9%	1.0%	0.8%
% of FP17s Relating to Continuations	64	9,118	0.7%	0.9%	1.0%	0.9%
% of Patients satisfied with the dentistry they have received	11	12	91.7%	94.0%	93.6%	93.3%
% of Patients satisfied with the time they had to wait for an appointment	11	12	91.7%	89.0%	89.8%	88.9%

* This is based on patients treated on this contract for their most recent course of treatment. Figures in italics indicate the base number of FP17s or Patient Questionnaire responses are less than 100. N/A is shown where the base number of responses is less than 10 during the period. % is calculated as Quantity/Base number*100

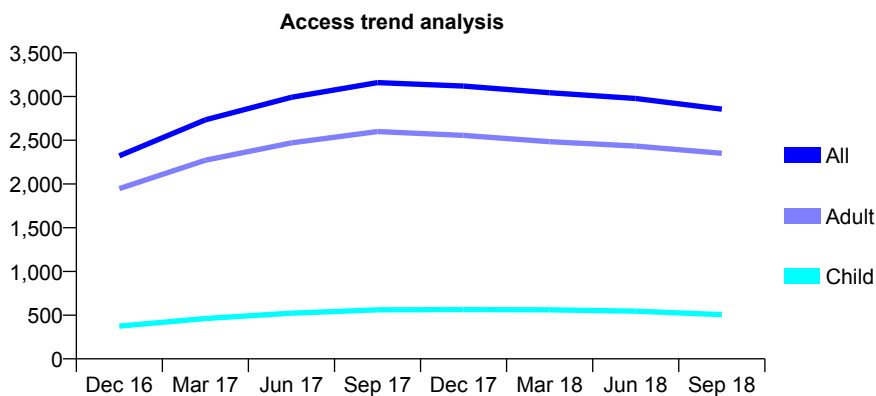
Q50 - Vital Signs At a Glance Contract Report for 191116/0002 - September 2018

Name or company name	THE COSMETIC DENTAL PRACTICE LIM
Contract type name	GDS Contract
Purpose of contract	General
Contract start date	20/04/2015
Contract end date	14/08/2018

18/19 Contracted general activity (UDA)	4,452
Carry forward general activity (UDA)	0
18/19 Contracted orthodontic activity (UOA)	0
Carry forward orthodontic activity (UOA)	0
Baseline contract value	£140,873.71

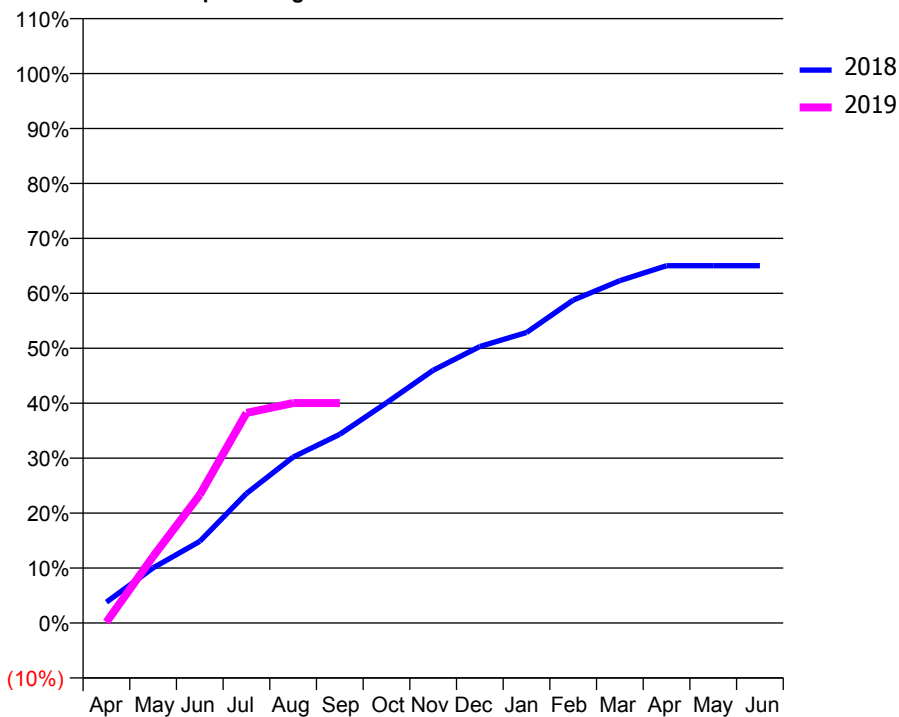
ACCESS*

Patients seen in 24 months	Total	Change since previous quarter
Quarter ending September 2017	3,159	
Quarter ending December 2017	3,119	↓
Quarter ending March 2018	3,044	↓
Quarter ending June 2018	2,978	↓
Quarter ending September 2018	2,856	↓
Variance since September 2017	(9.6%)	↓



ACTIVITY

Cumulative percentage of contracted UDA delivered 2018 & 2019



Month	Adjusted Scheduled Activity (UDA)	
	2018	2019
April	456	7
May	1,204	539
June	1,783	1,039
July	2,830	1,703
August	3,623	1,783
September	4,123	1,783
October	4,809	
November	5,521	
December	6,038	
January	6,345	
February	7,051	
March	7,478	
April	7,802	
May	7,803	
June	7,803	

QUALITY

	Quantity	Base Number	Contract	AT	Region	England
% of FP17s for the same patient ID Re-attending within 3 months - Children	14	190	7.4%	9.4%	12.2%	11.6%
% of FP17s for the same patient ID Re-attending within 3 months - Adults	104	955	10.9%	12.8%	15.8%	15.5%
% of FP17s for the same patient ID Re-attending between 3 & 9 months - Children	124	190	65.3%	63.3%	60.3%	58.8%
% of FP17s for the same patient ID Re-attending between 3 & 9 months - Adults	615	955	64.4%	55.1%	53.5%	51.1%
% of FP17s for Band 1 Urgent Courses	78	969	8.0%	7.6%	9.1%	9.0%
% of FP17s Relating to Free Repair or Replacements	2	969	0.2%	0.9%	1.0%	0.8%
% of FP17s Relating to Continuations	7	969	0.7%	0.9%	1.0%	0.9%
% of Patients satisfied with the dentistry they have received	1	1	N/A	94.0%	93.6%	93.3%
% of Patients satisfied with the time they had to wait for an appointment	1	1	N/A	89.0%	89.8%	88.9%

* This is based on patients treated on this contract for their most recent course of treatment. Figures in italics indicate the base number of FP17s or Patient Questionnaire responses are less than 100. N/A is shown where the base number of responses is less than 10 during the period. % is calculated as Quantity/Base number*100

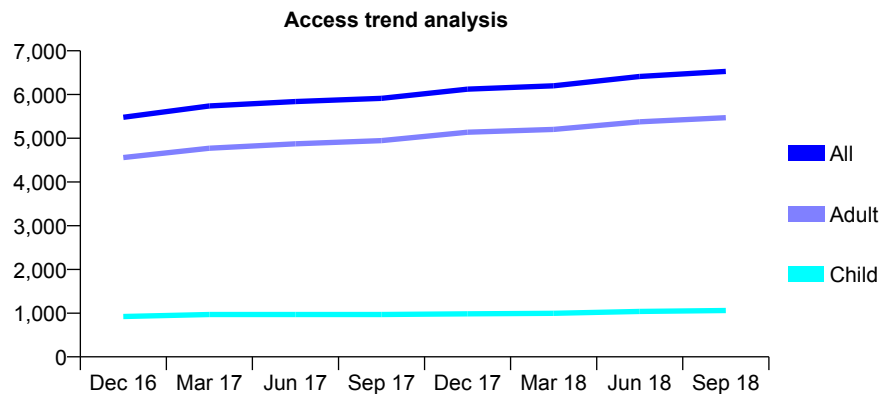
Q50 - Vital Signs At a Glance Contract Report for 191361/0001 - September 2018

Name or company name	Hopkins & Poyner Dental Surgery
Contract type name	GDS Contract
Purpose of contract	General
Contract start date	01/12/2014
Contract end date	

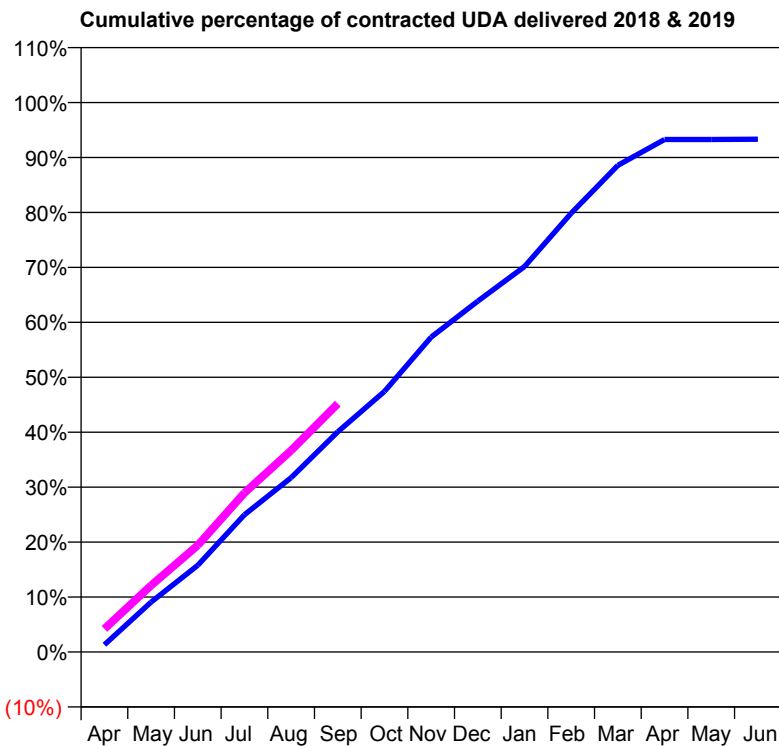
18/19 Contracted general activity (UDA)	16,835
Carry forward general activity (UDA)	0
18/19 Contracted orthodontic activity (UOA)	0
Carry forward orthodontic activity (UOA)	0
Baseline contract value	£495,392.70

ACCESS*

Patients seen in 24 months	Total	Change since previous quarter
Quarter ending September 2017	5,912	
Quarter ending December 2017	6,122	↑
Quarter ending March 2018	6,200	→
Quarter ending June 2018	6,414	↑
Quarter ending September 2018	6,528	→
Variance since September 2017	10.4%	↑



ACTIVITY



Adjusted Scheduled Activity (UDA)		
Month	2018	2019
April	225	707
May	1,532	2,039
June	2,656	3,271
July	4,208	4,878
August	5,342	6,175
September	6,749	7,610
October	7,985	
November	9,647	
December	10,750	
January	11,809	
February	13,443	
March	14,908	
April	15,704	
May	15,704	
June	15,709	

QUALITY

	Quantity	Base Number	Contract	AT	Region	England
% of FP17s for the same patient ID Re-attending within 3 months - Children	45	830	5.4%	9.4%	12.2%	11.6%
% of FP17s for the same patient ID Re-attending within 3 months - Adults	581	4,070	14.3%	12.8%	15.8%	15.5%
% of FP17s for the same patient ID Re-attending between 3 & 9 months - Children	482	830	58.1%	63.3%	60.3%	58.8%
% of FP17s for the same patient ID Re-attending between 3 & 9 months - Adults	2,352	4,070	57.8%	55.1%	53.5%	51.1%
% of FP17s for Band 1 Urgent Courses	238	4,072	5.8%	7.6%	9.1%	9.0%
% of FP17s Relating to Free Repair or Replacements	59	4,072	1.4%	0.9%	1.0%	0.8%
% of FP17s Relating to Continuations	56	4,072	1.4%	0.9%	1.0%	0.9%
% of Patients satisfied with the dentistry they have received	9	11	81.8%	94.0%	93.6%	93.3%
% of Patients satisfied with the time they had to wait for an appointment	9	11	81.8%	89.0%	89.8%	88.9%

* This is based on patients treated on this contract for their most recent course of treatment. Figures in italics indicate the base number of FP17s or Patient Questionnaire responses are less than 100. N/A is shown where the base number of responses is less than 10 during the period. % is calculated as Quantity/Base number*100

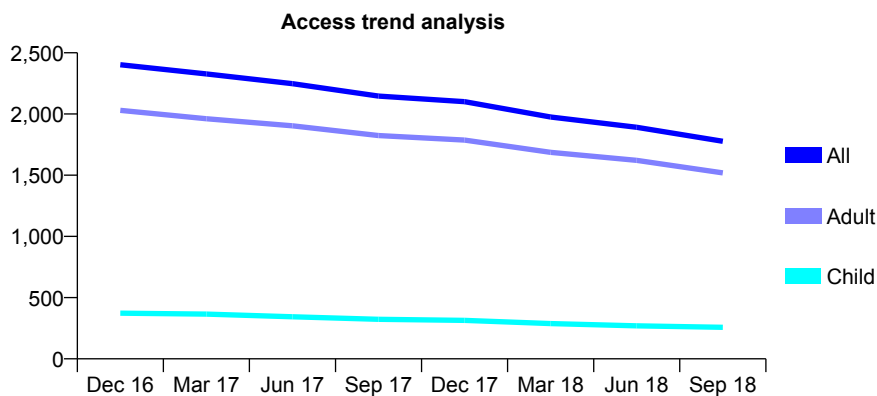
Q50 - Vital Signs At a Glance Contract Report for 191833/0001 - September 2018

Name or company name	Aishwaryam Limited
Contract type name	GDS Contract
Purpose of contract	General
Contract start date	01/04/2012
Contract end date	

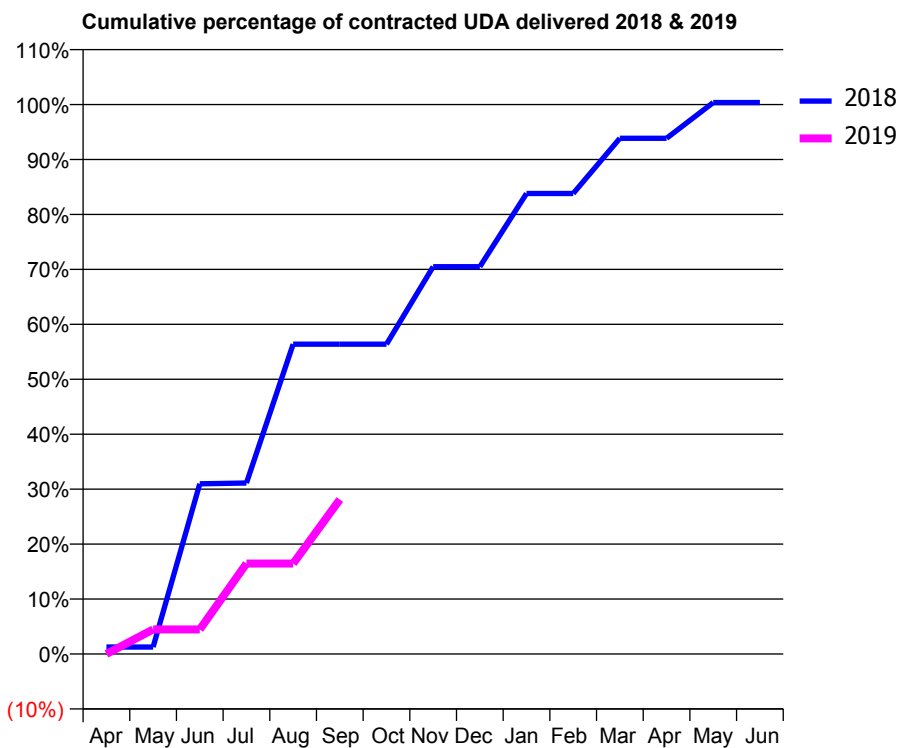
18/19 Contracted general activity (UDA)	8,265
Carry forward general activity (UDA)	0
18/19 Contracted orthodontic activity (UOA)	0
Carry forward orthodontic activity (UOA)	0
Baseline contract value	£246,589.36

ACCESS*

Patients seen in 24 months	Total	Change since previous quarter
Quarter ending September 2017	2,147	
Quarter ending December 2017	2,101	↓
Quarter ending March 2018	1,975	↓
Quarter ending June 2018	1,892	↓
Quarter ending September 2018	1,777	↓
Variance since September 2017	(17.2%)	↓



ACTIVITY



Month	Adjusted Scheduled Activity (UDA)	
	2018	2019
April	106	0
May	106	370
June	2,561	370
July	2,573	1,361
August	4,660	1,361
September	4,660	2,324
October	4,660	
November	5,825	
December	5,825	
January	6,926	
February	6,926	
March	7,758	
April	7,758	
May	8,294	
June	8,294	

QUALITY

	Quantity	Base Number	Contract	AT	Region	England
% of FP17s for the same patient ID Re-attending within 3 months - Children	8	139	5.8%	9.4%	12.2%	11.6%
% of FP17s for the same patient ID Re-attending within 3 months - Adults	91	738	12.3%	12.8%	15.8%	15.5%
% of FP17s for the same patient ID Re-attending between 3 & 9 months - Children	75	139	54.0%	63.3%	60.3%	58.8%
% of FP17s for the same patient ID Re-attending between 3 & 9 months - Adults	393	738	53.3%	55.1%	53.5%	51.1%
% of FP17s for Band 1 Urgent Courses	71	721	9.8%	7.6%	9.1%	9.0%
% of FP17s Relating to Free Repair or Replacements	1	721	0.1%	0.9%	1.0%	0.8%
% of FP17s Relating to Continuations	5	721	0.7%	0.9%	1.0%	0.9%
% of Patients satisfied with the dentistry they have received	1	1	N/A	94.0%	93.6%	93.3%
% of Patients satisfied with the time they had to wait for an appointment	1	1	N/A	89.0%	89.8%	88.9%

* This is based on patients treated on this contract for their most recent course of treatment. Figures in italics indicate the base number of FP17s or Patient Questionnaire responses are less than 100. N/A is shown where the base number of responses is less than 10 during the period. % is calculated as Quantity/Base number*100

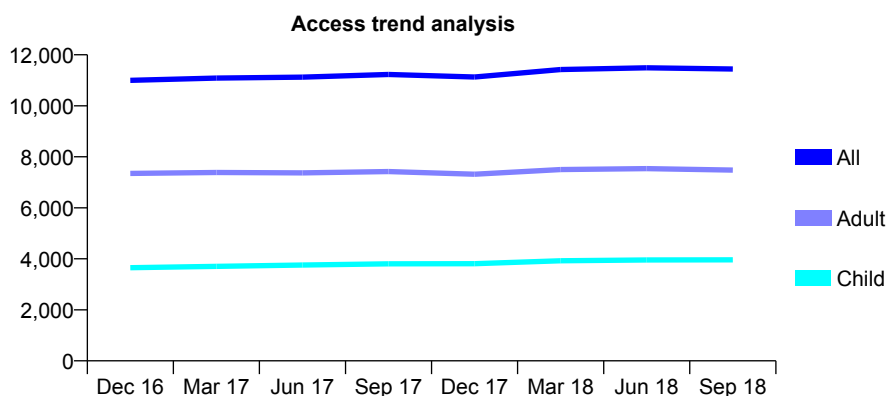
Q50 - Vital Signs At a Glance Contract Report for 193445/0001 - September 2018

Name or company name	Genesis Dental Care
Contract type name	GDS Contract
Purpose of contract	General
Contract start date	17/08/2009
Contract end date	

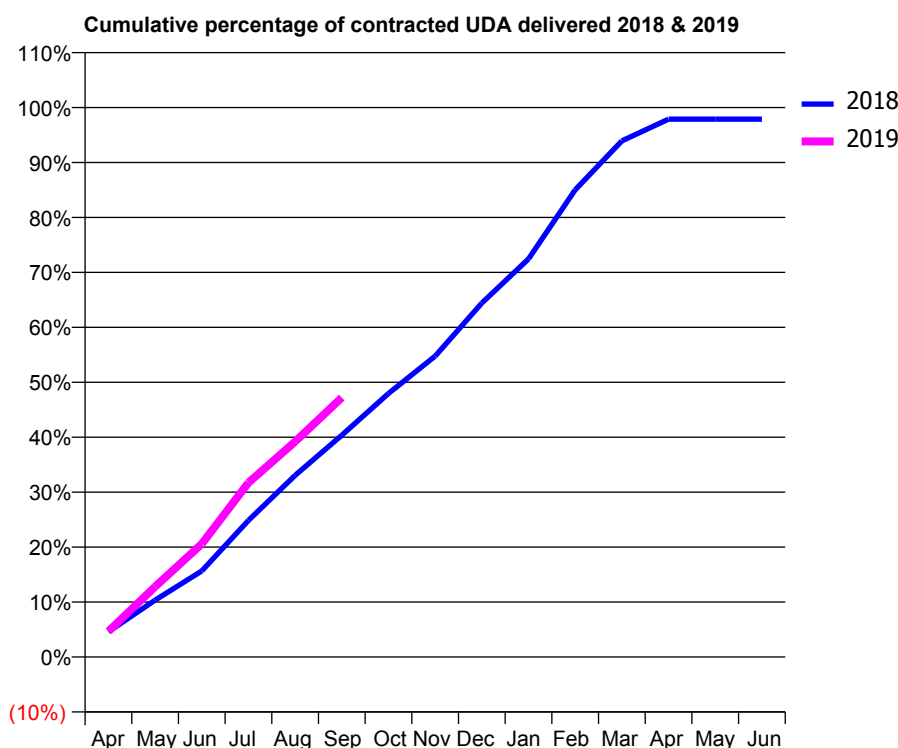
18/19 Contracted general activity (UDA)	29,200
Carry forward general activity (UDA)	0
18/19 Contracted orthodontic activity (UOA)	0
Carry forward orthodontic activity (UOA)	0
Baseline contract value	£776,006.39

ACCESS*

Patients seen in 24 months	Total	Change since previous quarter
Quarter ending September 2017	11,228	
Quarter ending December 2017	11,129	→
Quarter ending March 2018	11,424	↑
Quarter ending June 2018	11,492	→
Quarter ending September 2018	11,443	→
Variance since September 2017	1.9%	→



ACTIVITY



Adjusted Scheduled Activity (UDA)		
Month	2018	2019
April	1,346	1,361
May	3,020	3,741
June	4,571	6,011
July	7,258	9,263
August	9,654	11,450
September	11,786	13,788
October	14,002	
November	15,989	
December	18,813	
January	21,153	
February	24,828	
March	27,429	
April	28,582	
May	28,581	
June	28,584	

QUALITY

	Quantity	Base Number	Contract	AT	Region	England
% of FP17s for the same patient ID Re-attending within 3 months - Children	115	2,744	4.2%	9.4%	12.2%	11.6%
% of FP17s for the same patient ID Re-attending within 3 months - Adults	418	4,639	9.0%	12.8%	15.8%	15.5%
% of FP17s for the same patient ID Re-attending between 3 & 9 months - Children	1,735	2,744	63.2%	63.3%	60.3%	58.8%
% of FP17s for the same patient ID Re-attending between 3 & 9 months - Adults	2,619	4,639	56.5%	55.1%	53.5%	51.1%
% of FP17s for Band 1 Urgent Courses	481	6,829	7.0%	7.6%	9.1%	9.0%
% of FP17s Relating to Free Repair or Replacements	23	6,829	0.3%	0.9%	1.0%	0.8%
% of FP17s Relating to Continuations	9	6,829	0.1%	0.9%	1.0%	0.9%
% of Patients satisfied with the dentistry they have received	6	6	N/A	94.0%	93.6%	93.3%
% of Patients satisfied with the time they had to wait for an appointment	6	6	N/A	89.0%	89.8%	88.9%

* This is based on patients treated on this contract for their most recent course of treatment. Figures in italics indicate the base number of FP17s or Patient Questionnaire responses are less than 100. N/A is shown where the base number of responses is less than 10 during the period. % is calculated as Quantity/Base number*100

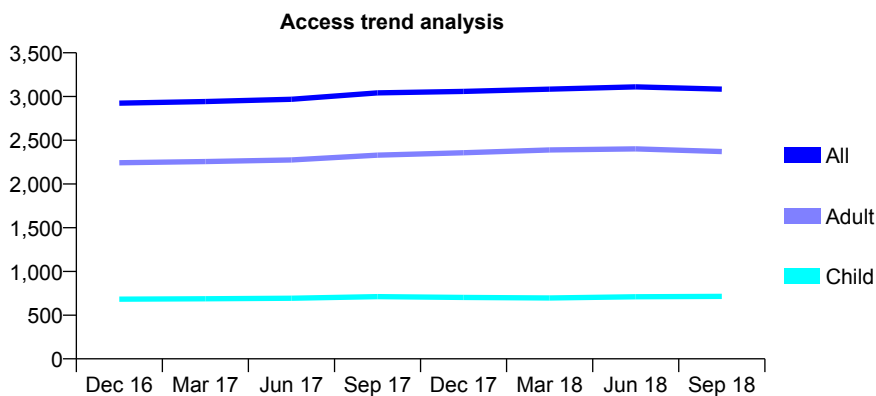
Q50 - Vital Signs At a Glance Contract Report for 194581/0001 - September 2018

Name or company name	East Ayton Dental Practice Limited
Contract type name	GDS Contract
Purpose of contract	General
Contract start date	01/10/2007
Contract end date	

18/19 Contracted general activity (UDA)	10,658
Carry forward general activity (UDA)	0
18/19 Contracted orthodontic activity (UOA)	0
Carry forward orthodontic activity (UOA)	0
Baseline contract value	£330,429.75

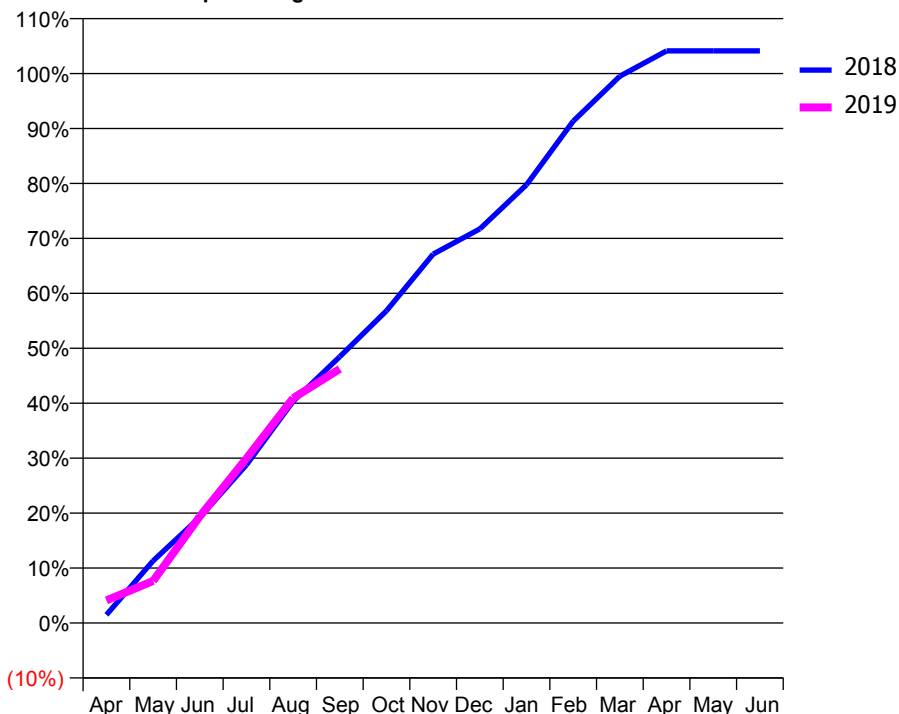
ACCESS*

Patients seen in 24 months	Total	Change since previous quarter
Quarter ending September 2017	3,041	
Quarter ending December 2017	3,059	→
Quarter ending March 2018	3,085	→
Quarter ending June 2018	3,111	→
Quarter ending September 2018	3,085	→
Variance since September 2017	1.4%	→



ACTIVITY

Cumulative percentage of contracted UDA delivered 2018 & 2019



Month	Adjusted Scheduled Activity (UDA)	
	2018	2019
April	159	440
May	1,206	815
June	2,049	2,067
July	3,069	3,193
August	4,300	4,363
September	5,167	4,929
October	6,056	
November	7,155	
December	7,644	
January	8,501	
February	9,734	
March	10,605	
April	11,096	
May	11,096	
June	11,096	

QUALITY

	Quantity	Base Number	Contract	AT	Region	England
% of FP17s for the same patient ID Re-attending within 3 months - Children	48	645	7.4%	9.4%	12.2%	11.6%
% of FP17s for the same patient ID Re-attending within 3 months - Adults	295	2,080	14.2%	12.8%	15.8%	15.5%
% of FP17s for the same patient ID Re-attending between 3 & 9 months - Children	472	645	73.2%	63.3%	60.3%	58.8%
% of FP17s for the same patient ID Re-attending between 3 & 9 months - Adults	1,498	2,080	72.0%	55.1%	53.5%	51.1%
% of FP17s for Band 1 Urgent Courses	146	2,521	5.8%	7.6%	9.1%	9.0%
% of FP17s Relating to Free Repair or Replacements	63	2,521	2.5%	0.9%	1.0%	0.8%
% of FP17s Relating to Continuations	64	2,521	2.5%	0.9%	1.0%	0.9%
% of Patients satisfied with the dentistry they have received	3	3	N/A	94.0%	93.6%	93.3%
% of Patients satisfied with the time they had to wait for an appointment	3	3	N/A	89.0%	89.8%	88.9%

* This is based on patients treated on this contract for their most recent course of treatment. Figures in italics indicate the base number of FP17s or Patient Questionnaire responses are less than 100. N/A is shown where the base number of responses is less than 10 during the period. % is calculated as Quantity/Base number*100

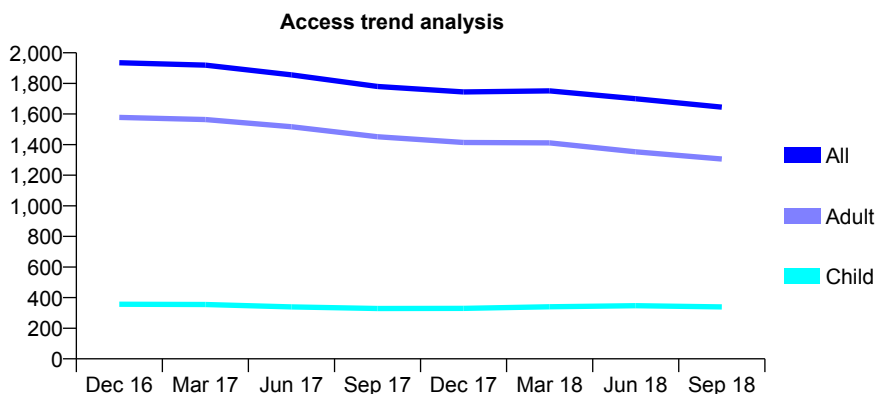
Q50 - Vital Signs At a Glance Contract Report for 194794/0001 - September 2018

Name or company name	The Corner Dental Practice
Contract type name	GDS Contract
Purpose of contract	General
Contract start date	01/07/2012
Contract end date	

18/19 Contracted general activity (UDA)	5,500
Carry forward general activity (UDA)	0
18/19 Contracted orthodontic activity (UOA)	0
Carry forward orthodontic activity (UOA)	0
Baseline contract value	£157,817.20

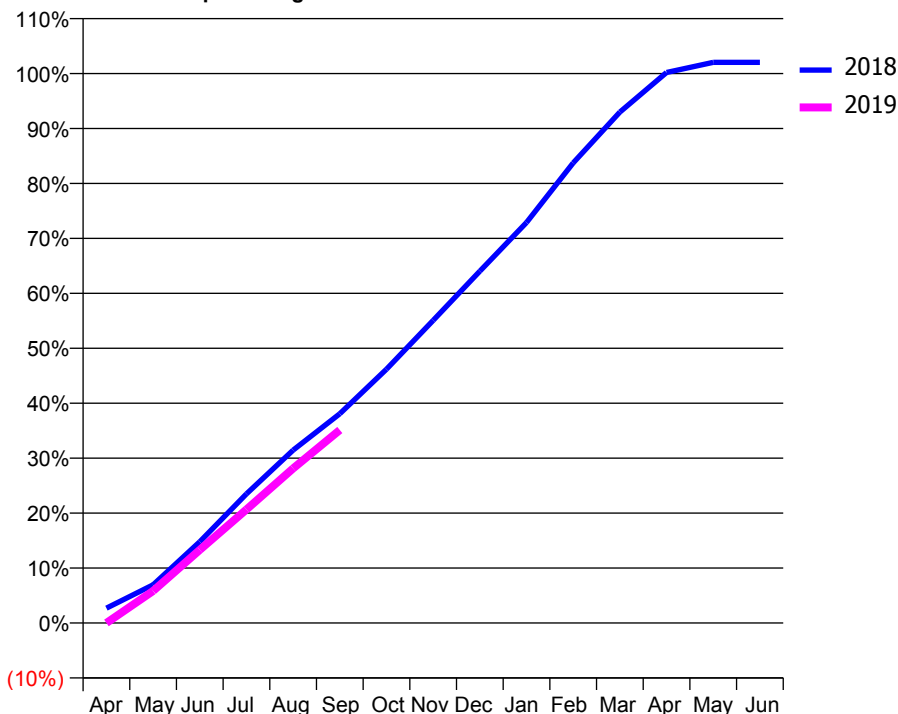
ACCESS*

Patients seen in 24 months	Total	Change since previous quarter
Quarter ending September 2017	1,780	
Quarter ending December 2017	1,744	↓
Quarter ending March 2018	1,751	→
Quarter ending June 2018	1,700	↓
Quarter ending September 2018	1,645	↓
Variance since September 2017	(7.6%)	↓



ACTIVITY

Cumulative percentage of contracted UDA delivered 2018 & 2019



Month	Adjusted Scheduled Activity (UDA)	
	2018	2019
April	148	0
May	382	321
June	813	732
July	1,292	1,136
August	1,730	1,547
September	2,095	1,933
October	2,541	
November	3,029	
December	3,522	
January	4,009	
February	4,605	
March	5,113	
April	5,510	
May	5,611	
June	5,611	

QUALITY

	Quantity	Base Number	Contract	AT	Region	England
% of FP17s for the same patient ID Re-attending within 3 months - Children	2	228	0.9%	9.4%	12.2%	11.6%
% of FP17s for the same patient ID Re-attending within 3 months - Adults	11	659	1.7%	12.8%	15.8%	15.5%
% of FP17s for the same patient ID Re-attending between 3 & 9 months - Children	154	228	67.5%	63.3%	60.3%	58.8%
% of FP17s for the same patient ID Re-attending between 3 & 9 months - Adults	392	659	59.5%	55.1%	53.5%	51.1%
% of FP17s for Band 1 Urgent Courses	8	725	1.1%	7.6%	9.1%	9.0%
% of FP17s Relating to Free Repair or Replacements	0	725	0.0%	0.9%	1.0%	0.8%
% of FP17s Relating to Continuations	1	725	0.1%	0.9%	1.0%	0.9%
% of Patients satisfied with the dentistry they have received	8	10	80.0%	94.0%	93.6%	93.3%
% of Patients satisfied with the time they had to wait for an appointment	9	10	90.0%	89.0%	89.8%	88.9%

* This is based on patients treated on this contract for their most recent course of treatment. Figures in italics indicate the base number of FP17s or Patient Questionnaire responses are less than 100. N/A is shown where the base number of responses is less than 10 during the period. % is calculated as Quantity/Base number*100

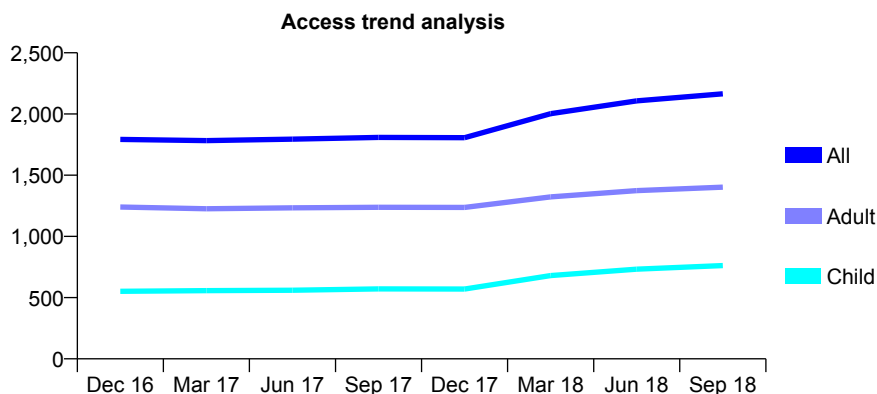
Q50 - Vital Signs At a Glance Contract Report for 197432/0001 - September 2018

Name or company name	FINKLE HILL DENTAL CARE LTD
Contract type name	GDS Contract
Purpose of contract	General
Contract start date	01/05/2012
Contract end date	

18/19 Contracted general activity (UDA)	4,000
Carry forward general activity (UDA)	0
18/19 Contracted orthodontic activity (UOA)	0
Carry forward orthodontic activity (UOA)	0
Baseline contract value	£121,092.91

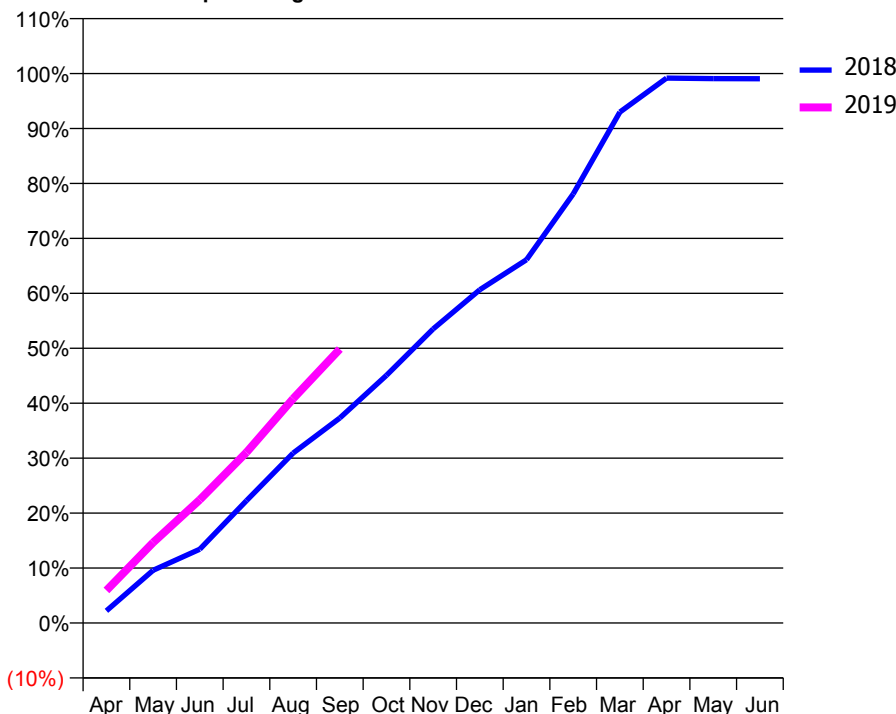
ACCESS*

Patients seen in 24 months	Total	Change since previous quarter
Quarter ending September 2017	1,809	
Quarter ending December 2017	1,807	→
Quarter ending March 2018	2,003	↑
Quarter ending June 2018	2,107	↑
Quarter ending September 2018	2,165	↑
Variance since September 2017	19.7%	↑



ACTIVITY

Cumulative percentage of contracted UDA delivered 2018 & 2019



Adjusted Scheduled Activity (UDA)		
Month	2018	2019
April	89	238
May	384	585
June	537	898
July	890	1,242
August	1,237	1,633
September	1,493	1,994
October	1,803	
November	2,141	
December	2,426	
January	2,645	
February	3,123	
March	3,719	
April	3,966	
May	3,963	
June	3,962	

QUALITY

	Quantity	Base Number	Contract	AT	Region	England
% of FP17s for the same patient ID Re-attending within 3 months - Children	58	647	9.0%	9.4%	12.2%	11.6%
% of FP17s for the same patient ID Re-attending within 3 months - Adults	147	1,106	13.3%	12.8%	15.8%	15.5%
% of FP17s for the same patient ID Re-attending between 3 & 9 months - Children	383	647	59.2%	63.3%	60.3%	58.8%
% of FP17s for the same patient ID Re-attending between 3 & 9 months - Adults	697	1,106	63.0%	55.1%	53.5%	51.1%
% of FP17s for Band 1 Urgent Courses	35	1,207	2.9%	7.6%	9.1%	9.0%
% of FP17s Relating to Free Repair or Replacements	13	1,207	1.1%	0.9%	1.0%	0.8%
% of FP17s Relating to Continuations	4	1,207	0.3%	0.9%	1.0%	0.9%
% of Patients satisfied with the dentistry they have received	2	2	N/A	94.0%	93.6%	93.3%
% of Patients satisfied with the time they had to wait for an appointment	2	2	N/A	89.0%	89.8%	88.9%

* This is based on patients treated on this contract for their most recent course of treatment. Figures in italics indicate the base number of FP17s or Patient Questionnaire responses are less than 100. N/A is shown where the base number of responses is less than 10 during the period. % is calculated as Quantity/Base number*100

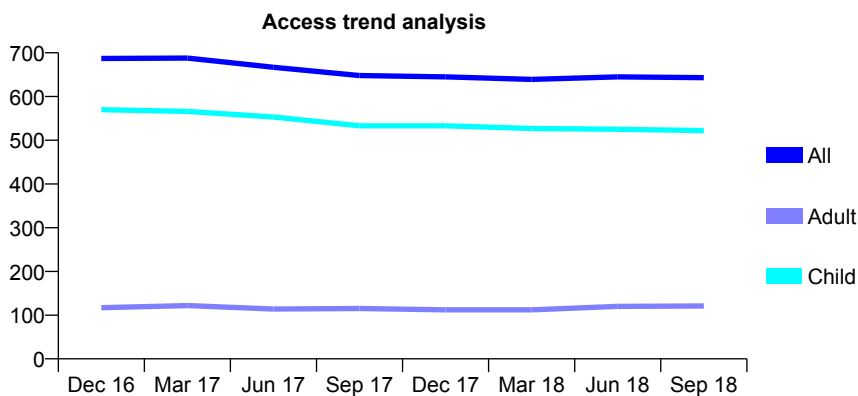
Q50 - Vital Signs At a Glance Contract Report for 197580/0001 - September 2018

Name or company name	CLOCK TOWER DENTAL CARE LTD.
Contract type name	GDS Contract
Purpose of contract	General and Orthodontic
Contract start date	01/12/2012
Contract end date	

18/19 Contracted general activity (UDA)	2,000
Carry forward general activity (UDA)	0
18/19 Contracted orthodontic activity (UOA)	398
Carry forward orthodontic activity (UOA)	0
Baseline contract value	£91,171.56

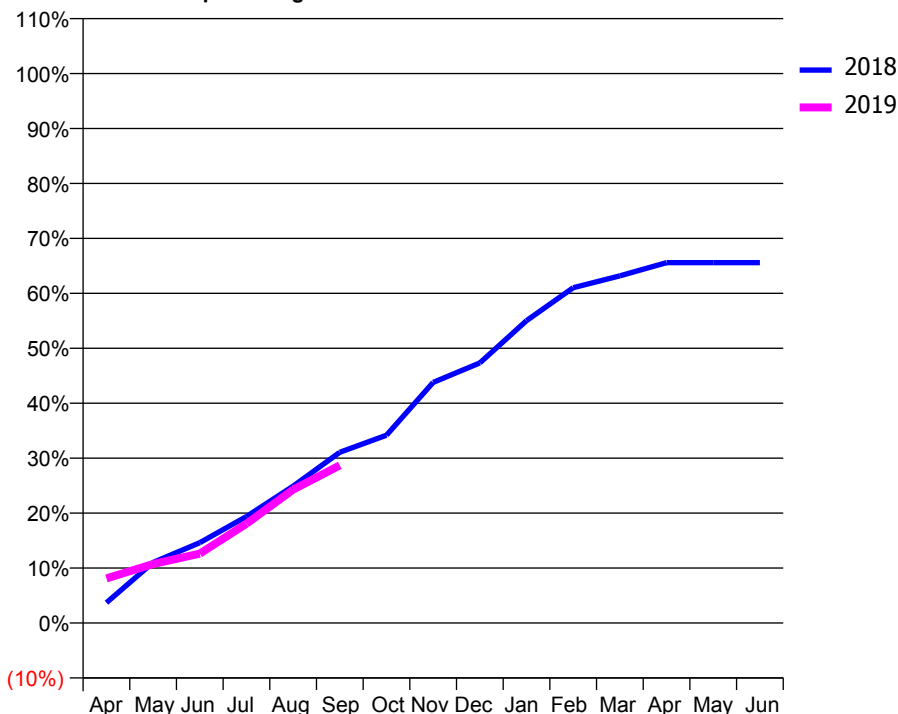
ACCESS*

Patients seen in 24 months	Total	Change since previous quarter
Quarter ending September 2017	648	
Quarter ending December 2017	645	→
Quarter ending March 2018	639	→
Quarter ending June 2018	645	→
Quarter ending September 2018	643	→
Variance since September 2017	(0.8%)	→



ACTIVITY

Cumulative percentage of contracted UDA delivered 2018 & 2019



Adjusted Scheduled Activity (UDA)

Month	2018	2019
April	74	162
May	221	215
June	293	253
July	388	361
August	498	486
September	622	574
October	684	
November	876	
December	947	
January	1,101	
February	1,220	
March	1,264	
April	1,312	
May	1,312	
June	1,312	

QUALITY

	Quantity	Base Number	Contract	AT	Region	England
% of FP17s for the same patient ID Re-attending within 3 months - Children	42	456	9.2%	9.4%	12.2%	11.6%
% of FP17s for the same patient ID Re-attending within 3 months - Adults	2	25	8.0%	12.8%	15.8%	15.5%
% of FP17s for the same patient ID Re-attending between 3 & 9 months - Children	327	456	71.7%	63.3%	60.3%	58.8%
% of FP17s for the same patient ID Re-attending between 3 & 9 months - Adults	22	25	88.0%	55.1%	53.5%	51.1%
% of FP17s for Band 1 Urgent Courses	15	416	3.6%	7.6%	9.1%	9.0%
% of FP17s Relating to Free Repair or Replacements	0	416	0.0%	0.9%	1.0%	0.8%
% of FP17s Relating to Continuations	0	416	0.0%	0.9%	1.0%	0.9%
% of Patients satisfied with the dentistry they have received	0	0	N/A	94.0%	93.6%	93.3%
% of Patients satisfied with the time they had to wait for an appointment	0	0	N/A	89.0%	89.8%	88.9%

* This is based on patients treated on this contract for their most recent course of treatment. Figures in italics indicate the base number of FP17s or Patient Questionnaire responses are less than 100. N/A is shown where the base number of responses is less than 10 during the period. % is calculated as Quantity/Base number*100

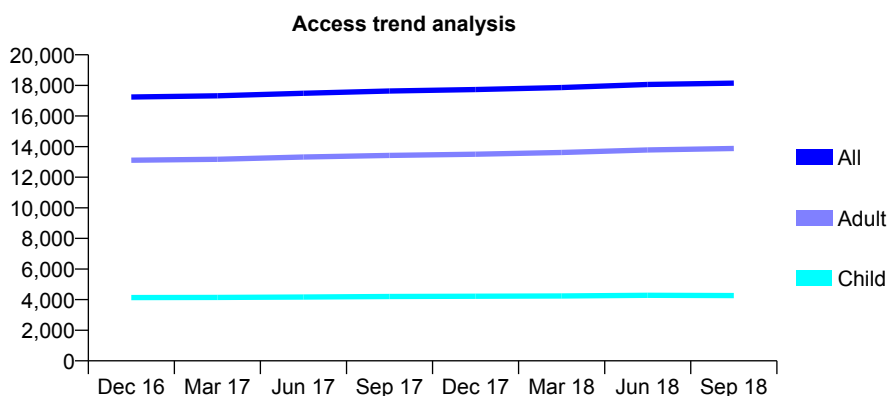
Q50 - Vital Signs At a Glance Contract Report for 213683/0001 - September 2018

Name or company name	MRS C BOLLAND
Contract type name	GDS Contract
Purpose of contract	General
Contract start date	01/04/2006
Contract end date	

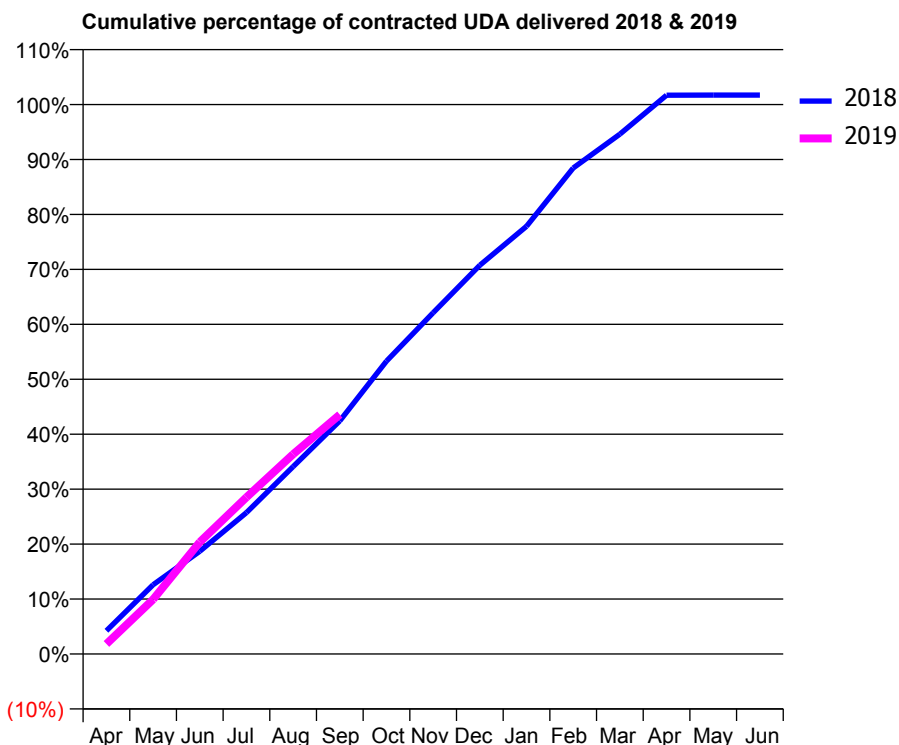
18/19 Contracted general activity (UDA)	43,039
Carry forward general activity (UDA)	0
18/19 Contracted orthodontic activity (UOA)	0
Carry forward orthodontic activity (UOA)	0
Baseline contract value	£1,075,625.80

ACCESS*

Patients seen in 24 months	Total	Change since previous quarter
Quarter ending September 2017	17,630	
Quarter ending December 2017	17,729	→
Quarter ending March 2018	17,863	→
Quarter ending June 2018	18,059	→
Quarter ending September 2018	18,147	→
Variance since September 2017	2.9%	↑



ACTIVITY



Month	Adjusted Scheduled Activity (UDA)	
	2018	2019
April	1,825	784
May	5,430	4,273
June	8,049	8,772
July	11,080	12,273
August	14,684	15,654
September	18,266	18,754
October	22,939	
November	26,728	
December	30,451	
January	33,504	
February	38,068	
March	40,719	
April	43,765	
May	43,775	
June	43,774	

QUALITY

	Quantity	Base Number	Contract	AT	Region	England
% of FP17s for the same patient ID Re-attending within 3 months - Children	185	3,435	5.4%	9.4%	12.2%	11.6%
% of FP17s for the same patient ID Re-attending within 3 months - Adults	1,094	10,392	10.5%	12.8%	15.8%	15.5%
% of FP17s for the same patient ID Re-attending between 3 & 9 months - Children	2,447	3,435	71.2%	63.3%	60.3%	58.8%
% of FP17s for the same patient ID Re-attending between 3 & 9 months - Adults	6,601	10,392	63.5%	55.1%	53.5%	51.1%
% of FP17s for Band 1 Urgent Courses	886	11,978	7.4%	7.6%	9.1%	9.0%
% of FP17s Relating to Free Repair or Replacements	86	11,978	0.7%	0.9%	1.0%	0.8%
% of FP17s Relating to Continuations	134	11,978	1.1%	0.9%	1.0%	0.9%
% of Patients satisfied with the dentistry they have received	9	10	90.0%	94.0%	93.6%	93.3%
% of Patients satisfied with the time they had to wait for an appointment	8	10	80.0%	89.0%	89.8%	88.9%

* This is based on patients treated on this contract for their most recent course of treatment. Figures in italics indicate the base number of FP17s or Patient Questionnaire responses are less than 100. N/A is shown where the base number of responses is less than 10 during the period. % is calculated as Quantity/Base number*100

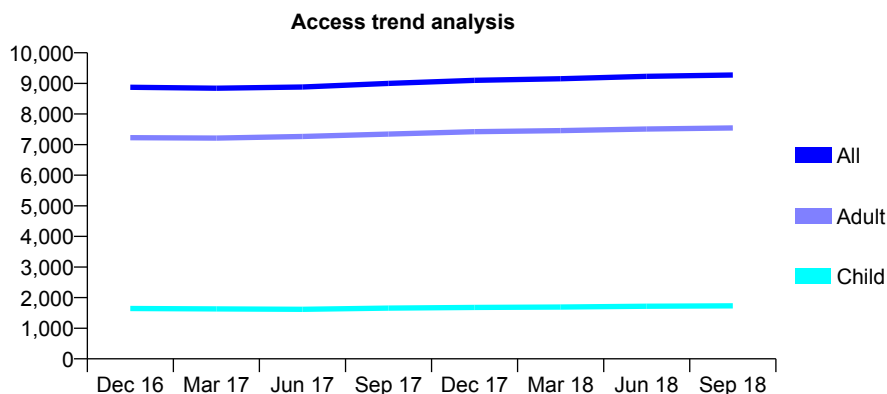
Q50 - Vital Signs At a Glance Contract Report for 219789/0001 - September 2018

Name or company name	MR JD WHITE
Contract type name	GDS Contract
Purpose of contract	General
Contract start date	01/04/2006
Contract end date	

18/19 Contracted general activity (UDA)	25,582
Carry forward general activity (UDA)	0
18/19 Contracted orthodontic activity (UOA)	0
Carry forward orthodontic activity (UOA)	0
Baseline contract value	£747,787.02

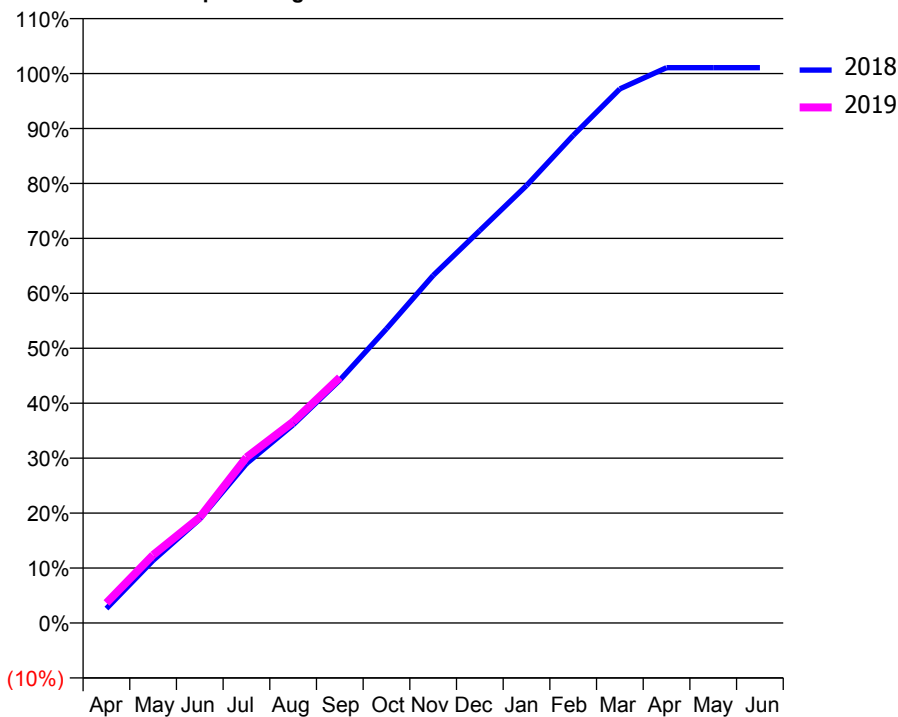
ACCESS*

Patients seen in 24 months	Total	Change since previous quarter
Quarter ending September 2017	9,001	
Quarter ending December 2017	9,100	→
Quarter ending March 2018	9,153	→
Quarter ending June 2018	9,231	→
Quarter ending September 2018	9,276	→
Variance since September 2017	3.1%	↑



ACTIVITY

Cumulative percentage of contracted UDA delivered 2018 & 2019



Month	Adjusted Scheduled Activity (UDA)	
	2018	2019
April	674	936
May	2,915	3,166
June	4,841	4,922
July	7,420	7,714
August	9,225	9,372
September	11,306	11,434
October	13,696	
November	16,182	
December	18,273	
January	20,368	
February	22,698	
March	24,867	
April	25,856	
May	25,854	
June	25,853	

QUALITY

	Quantity	Base Number	Contract	AT	Region	England
% of FP17s for the same patient ID Re-attending within 3 months - Children	91	1,561	5.8%	9.4%	12.2%	11.6%
% of FP17s for the same patient ID Re-attending within 3 months - Adults	650	5,925	11.0%	12.8%	15.8%	15.5%
% of FP17s for the same patient ID Re-attending between 3 & 9 months - Children	1,167	1,561	74.8%	63.3%	60.3%	58.8%
% of FP17s for the same patient ID Re-attending between 3 & 9 months - Adults	3,806	5,925	64.2%	55.1%	53.5%	51.1%
% of FP17s for Band 1 Urgent Courses	495	6,943	7.1%	7.6%	9.1%	9.0%
% of FP17s Relating to Free Repair or Replacements	62	6,943	0.9%	0.9%	1.0%	0.8%
% of FP17s Relating to Continuations	61	6,943	0.9%	0.9%	1.0%	0.9%
% of Patients satisfied with the dentistry they have received	13	13	100.0%	94.0%	93.6%	93.3%
% of Patients satisfied with the time they had to wait for an appointment	9	13	69.2%	89.0%	89.8%	88.9%

* This is based on patients treated on this contract for their most recent course of treatment. Figures in italics indicate the base number of FP17s or Patient Questionnaire responses are less than 100. N/A is shown where the base number of responses is less than 10 during the period. % is calculated as Quantity/Base number*100

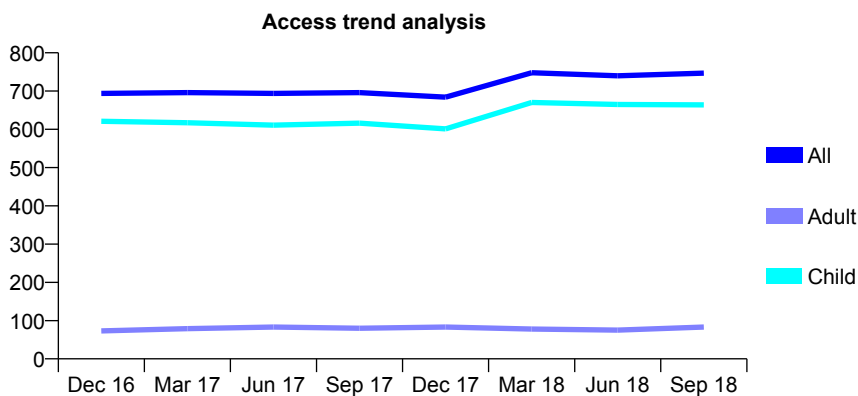
Q50 - Vital Signs At a Glance Contract Report for 239534/0001 - September 2018

Name or company name	MR JE MARTIN
Contract type name	GDS Contract
Purpose of contract	General
Contract start date	01/04/2006
Contract end date	

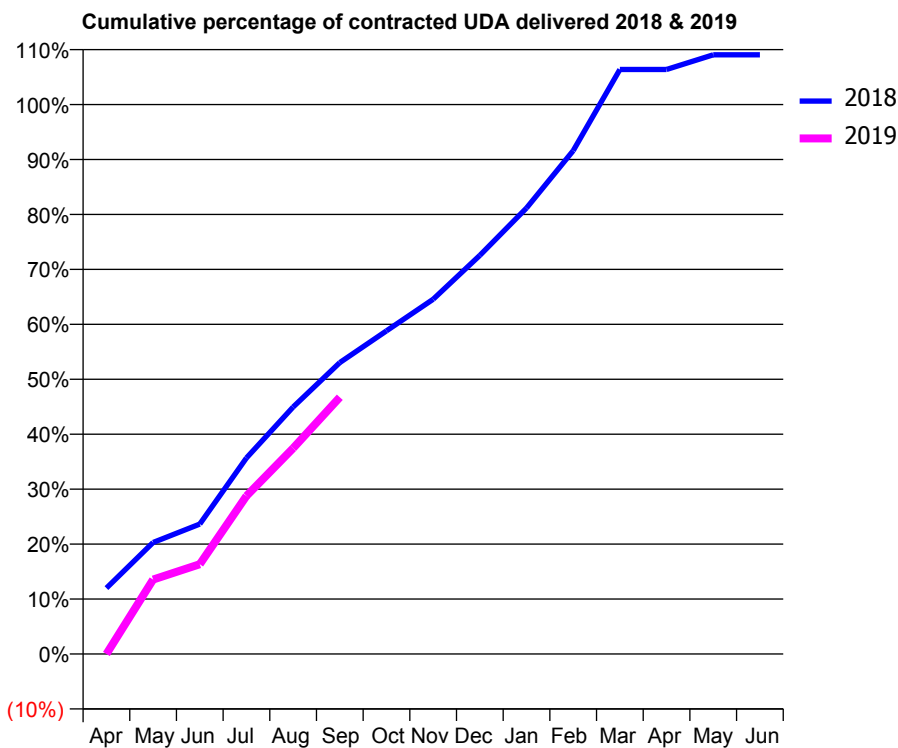
18/19 Contracted general activity (UDA)	1,442
Carry forward general activity (UDA)	0
18/19 Contracted orthodontic activity (UOA)	0
Carry forward orthodontic activity (UOA)	0
Baseline contract value	£50,856.05

ACCESS*

Patients seen in 24 months	Total	Change since previous quarter
Quarter ending September 2017	696	
Quarter ending December 2017	684	↓
Quarter ending March 2018	748	↑
Quarter ending June 2018	740	↓
Quarter ending September 2018	747	→
Variance since September 2017	7.3%	↑



ACTIVITY



Adjusted Scheduled Activity (UDA)		
Month	2018	2019
April	173	0
May	293	195
June	341	236
July	514	415
August	648	540
September	765	674
October	848	
November	931	
December	1,046	
January	1,170	
February	1,321	
March	1,534	
April	1,534	
May	1,572	
June	1,572	

QUALITY

	Quantity	Base Number	Contract	AT	Region	England
% of FP17s for the same patient ID Re-attending within 3 months - Children	38	564	6.7%	9.4%	12.2%	11.6%
% of FP17s for the same patient ID Re-attending within 3 months - Adults	0	24	0.0%	12.8%	15.8%	15.5%
% of FP17s for the same patient ID Re-attending between 3 & 9 months - Children	429	564	76.1%	63.3%	60.3%	58.8%
% of FP17s for the same patient ID Re-attending between 3 & 9 months - Adults	16	24	66.7%	55.1%	53.5%	51.1%
% of FP17s for Band 1 Urgent Courses	14	540	2.6%	7.6%	9.1%	9.0%
% of FP17s Relating to Free Repair or Replacements	0	540	0.0%	0.9%	1.0%	0.8%
% of FP17s Relating to Continuations	0	540	0.0%	0.9%	1.0%	0.9%
% of Patients satisfied with the dentistry they have received	0	0	N/A	94.0%	93.6%	93.3%
% of Patients satisfied with the time they had to wait for an appointment	0	0	N/A	89.0%	89.8%	88.9%

* This is based on patients treated on this contract for their most recent course of treatment. Figures in italics indicate the base number of FP17s or Patient Questionnaire responses are less than 100. N/A is shown where the base number of responses is less than 10 during the period. % is calculated as Quantity/Base number*100

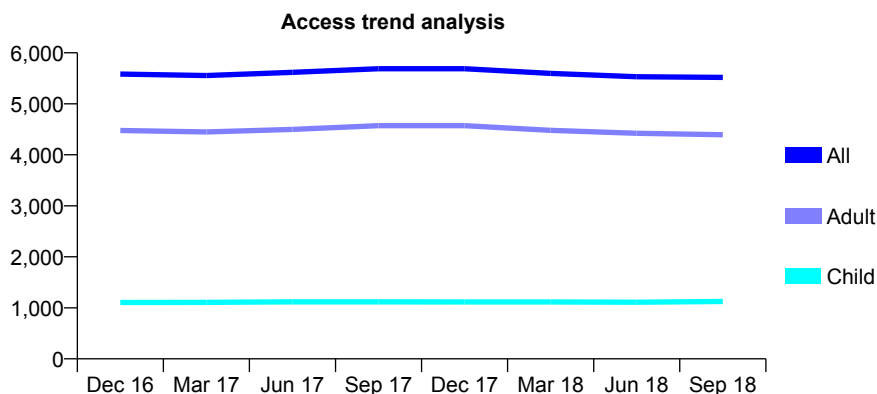
Q50 - Vital Signs At a Glance Contract Report for 243892/0002 - September 2018

Name or company name	MR JA MCCOURT
Contract type name	GDS Contract
Purpose of contract	General
Contract start date	01/04/2006
Contract end date	

18/19 Contracted general activity (UDA)	18,750
Carry forward general activity (UDA)	0
18/19 Contracted orthodontic activity (UOA)	0
Carry forward orthodontic activity (UOA)	0
Baseline contract value	£547,007.58

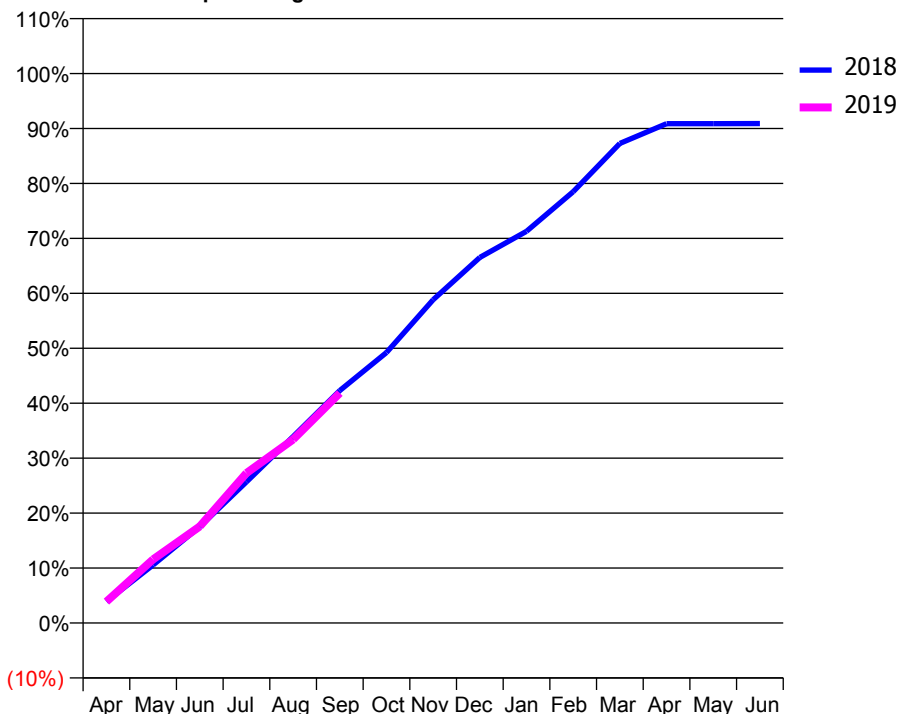
ACCESS*

Patients seen in 24 months	Total	Change since previous quarter
Quarter ending September 2017	5,687	
Quarter ending December 2017	5,687	→
Quarter ending March 2018	5,595	↓
Quarter ending June 2018	5,530	↓
Quarter ending September 2018	5,518	→
Variance since September 2017	(3.0%)	↓



ACTIVITY

Cumulative percentage of contracted UDA delivered 2018 & 2019



Month	Adjusted Scheduled Activity (UDA)	
	2018	2019
April	736	732
May	1,983	2,172
June	3,288	3,297
July	4,818	5,115
August	6,365	6,263
September	7,934	7,845
October	9,228	
November	11,033	
December	12,472	
January	13,364	
February	14,718	
March	16,363	
April	17,036	
May	17,039	
June	17,041	

QUALITY

	Quantity	Base Number	Contract	AT	Region	England
% of FP17s for the same patient ID Re-attending within 3 months - Children	39	978	4.0%	9.4%	12.2%	11.6%
% of FP17s for the same patient ID Re-attending within 3 months - Adults	308	3,459	8.9%	12.8%	15.8%	15.5%
% of FP17s for the same patient ID Re-attending between 3 & 9 months - Children	754	978	77.1%	63.3%	60.3%	58.8%
% of FP17s for the same patient ID Re-attending between 3 & 9 months - Adults	2,536	3,459	73.3%	55.1%	53.5%	51.1%
% of FP17s for Band 1 Urgent Courses	80	4,075	2.0%	7.6%	9.1%	9.0%
% of FP17s Relating to Free Repair or Replacements	44	4,075	1.1%	0.9%	1.0%	0.8%
% of FP17s Relating to Continuations	40	4,075	1.0%	0.9%	1.0%	0.9%
% of Patients satisfied with the dentistry they have received	4	5	N/A	94.0%	93.6%	93.3%
% of Patients satisfied with the time they had to wait for an appointment	4	5	N/A	89.0%	89.8%	88.9%

* This is based on patients treated on this contract for their most recent course of treatment. Figures in italics indicate the base number of FP17s or Patient Questionnaire responses are less than 100. N/A is shown where the base number of responses is less than 10 during the period. % is calculated as Quantity/Base number*100

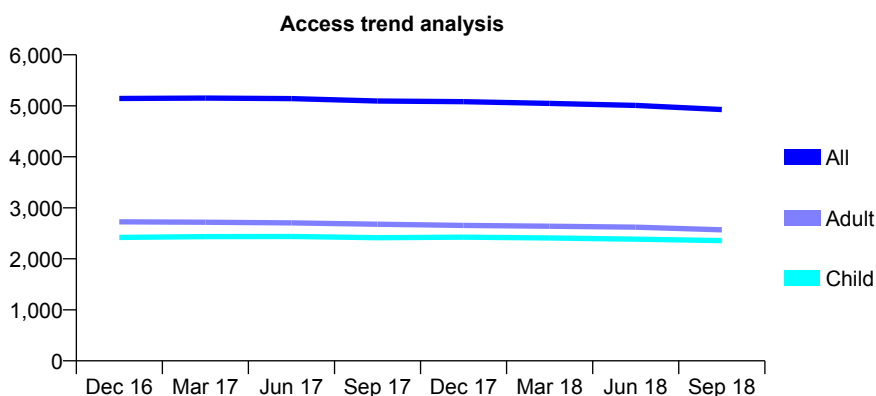
Q50 - Vital Signs At a Glance Contract Report for 278564/0001 - September 2018

Name or company name	MR K LEESON
Contract type name	GDS Contract
Purpose of contract	General
Contract start date	14/01/2008
Contract end date	

18/19 Contracted general activity (UDA)	9,708
Carry forward general activity (UDA)	0
18/19 Contracted orthodontic activity (UOA)	0
Carry forward orthodontic activity (UOA)	0
Baseline contract value	£291,282.95

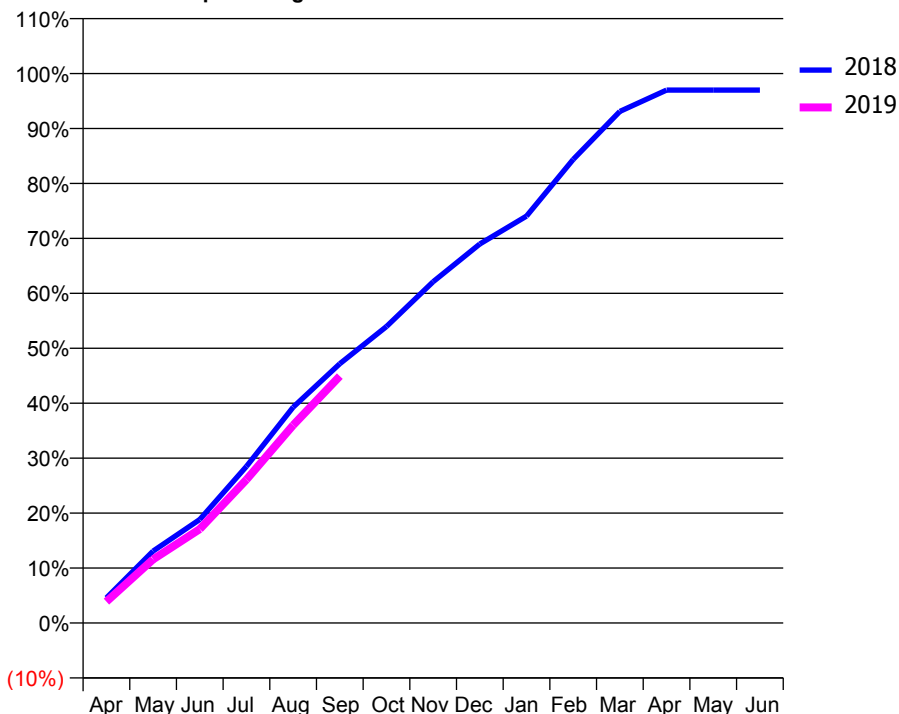
ACCESS*

Patients seen in 24 months	Total	Change since previous quarter
Quarter ending September 2017	5,094	
Quarter ending December 2017	5,080	→
Quarter ending March 2018	5,047	→
Quarter ending June 2018	5,007	→
Quarter ending September 2018	4,927	↓
Variance since September 2017	(3.3%)	↓



ACTIVITY

Cumulative percentage of contracted UDA delivered 2018 & 2019



Adjusted Scheduled Activity (UDA)		
Month	2018	2019
April	445	377
May	1,272	1,125
June	1,830	1,660
July	2,766	2,534
August	3,812	3,496
September	4,581	4,362
October	5,238	
November	6,030	
December	6,696	
January	7,189	
February	8,190	
March	9,038	
April	9,416	
May	9,416	
June	9,416	

QUALITY

	Quantity	Base Number	Contract	AT	Region	England
% of FP17s for the same patient ID Re-attending within 3 months - Children	176	2,153	8.2%	9.4%	12.2%	11.6%
% of FP17s for the same patient ID Re-attending within 3 months - Adults	331	2,153	15.4%	12.8%	15.8%	15.5%
% of FP17s for the same patient ID Re-attending between 3 & 9 months - Children	1,619	2,153	75.2%	63.3%	60.3%	58.8%
% of FP17s for the same patient ID Re-attending between 3 & 9 months - Adults	1,496	2,153	69.5%	55.1%	53.5%	51.1%
% of FP17s for Band 1 Urgent Courses	133	3,031	4.4%	7.6%	9.1%	9.0%
% of FP17s Relating to Free Repair or Replacements	10	3,031	0.3%	0.9%	1.0%	0.8%
% of FP17s Relating to Continuations	22	3,031	0.7%	0.9%	1.0%	0.9%
% of Patients satisfied with the dentistry they have received	5	5	N/A	94.0%	93.6%	93.3%
% of Patients satisfied with the time they had to wait for an appointment	5	5	N/A	89.0%	89.8%	88.9%

* This is based on patients treated on this contract for their most recent course of treatment. Figures in italics indicate the base number of FP17s or Patient Questionnaire responses are less than 100. N/A is shown where the base number of responses is less than 10 during the period. % is calculated as Quantity/Base number*100

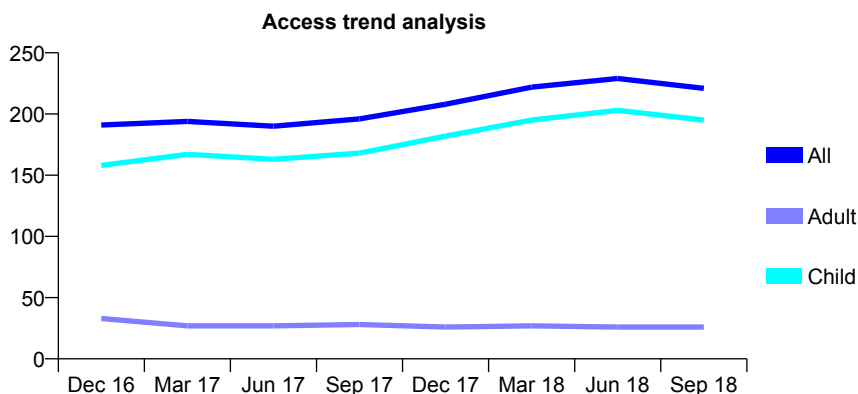
Q50 - Vital Signs At a Glance Contract Report for 309850/0001 - September 2018

Name or company name	MR JJ SCARLETT
Contract type name	GDS Contract
Purpose of contract	General
Contract start date	01/04/2006
Contract end date	

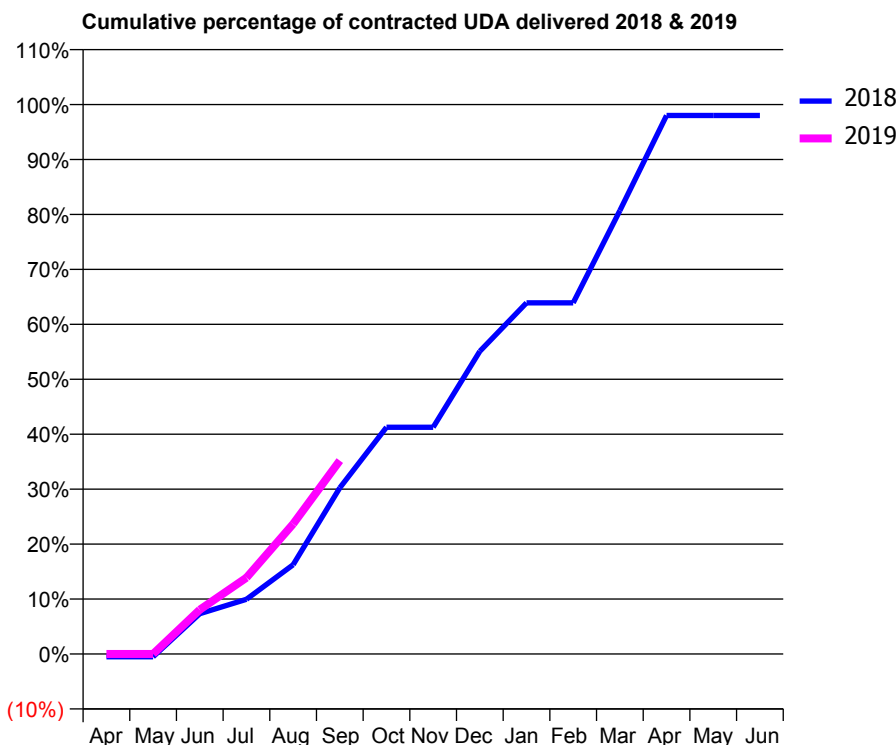
18/19 Contracted general activity (UDA)	572
Carry forward general activity (UDA)	0
18/19 Contracted orthodontic activity (UOA)	0
Carry forward orthodontic activity (UOA)	0
Baseline contract value	£13,329.91

ACCESS*

Patients seen in 24 months	Total	Change since previous quarter
Quarter ending September 2017	196	
Quarter ending December 2017	208	↑
Quarter ending March 2018	222	↑
Quarter ending June 2018	229	↑
Quarter ending September 2018	221	↓
Variance since September 2017	12.8%	↑



ACTIVITY



Month	Adjusted Scheduled Activity (UDA)	
	2018	2019
April	-3	0
May	-3	0
June	42	46
July	57	79
August	93	135
September	173	201
October	236	
November	236	
December	315	
January	366	
February	366	
March	462	
April	561	
May	561	
June	561	

QUALITY

	Quantity	Base Number	Contract	AT	Region	England
% of FP17s for the same patient ID Re-attending within 3 months - Children	14	167	8.4%	9.4%	12.2%	11.6%
% of FP17s for the same patient ID Re-attending within 3 months - Adults	0	10	0.0%	12.8%	15.8%	15.5%
% of FP17s for the same patient ID Re-attending between 3 & 9 months - Children	115	167	68.9%	63.3%	60.3%	58.8%
% of FP17s for the same patient ID Re-attending between 3 & 9 months - Adults	8	10	80.0%	55.1%	53.5%	51.1%
% of FP17s for Band 1 Urgent Courses	2	118	1.7%	7.6%	9.1%	9.0%
% of FP17s Relating to Free Repair or Replacements	0	118	0.0%	0.9%	1.0%	0.8%
% of FP17s Relating to Continuations	0	118	0.0%	0.9%	1.0%	0.9%
% of Patients satisfied with the dentistry they have received	0	0	N/A	94.0%	93.6%	93.3%
% of Patients satisfied with the time they had to wait for an appointment	0	0	N/A	89.0%	89.8%	88.9%

* This is based on patients treated on this contract for their most recent course of treatment. Figures in italics indicate the base number of FP17s or Patient Questionnaire responses are less than 100. N/A is shown where the base number of responses is less than 10 during the period. % is calculated as Quantity/Base number*100

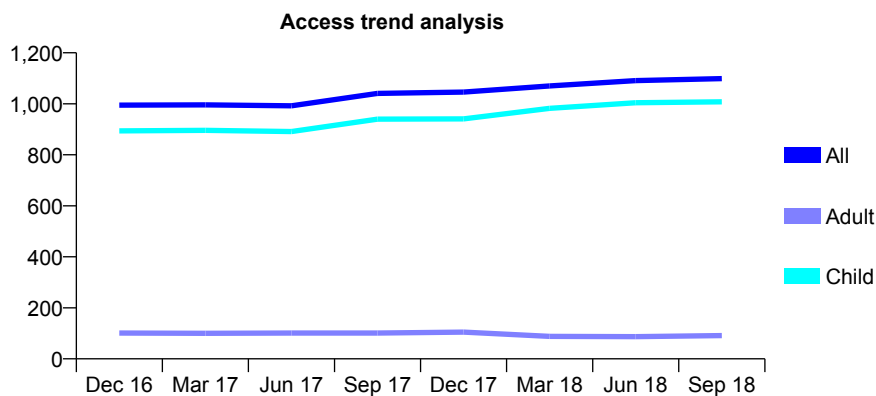
Q50 - Vital Signs At a Glance Contract Report for 321524/0001 - September 2018

Name or company name	MR ML LUND
Contract type name	GDS Contract
Purpose of contract	General
Contract start date	01/04/2006
Contract end date	

18/19 Contracted general activity (UDA)	2,362
Carry forward general activity (UDA)	0
18/19 Contracted orthodontic activity (UOA)	0
Carry forward orthodontic activity (UOA)	0
Baseline contract value	£72,683.45

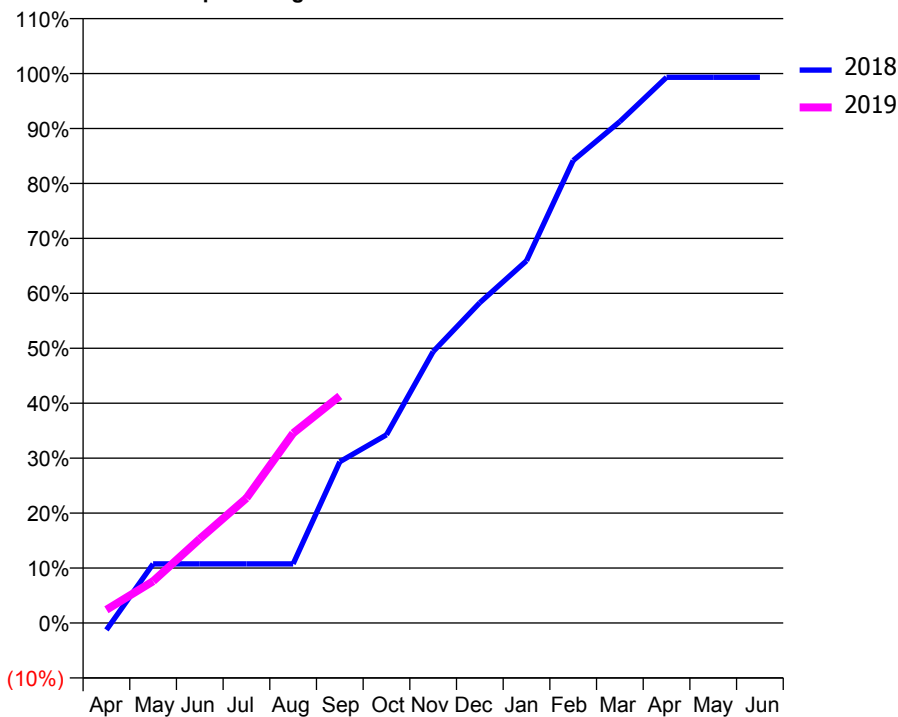
ACCESS*

Patients seen in 24 months	Total	Change since previous quarter
Quarter ending September 2017	1,041	
Quarter ending December 2017	1,046	→
Quarter ending March 2018	1,070	↑
Quarter ending June 2018	1,091	→
Quarter ending September 2018	1,099	→
Variance since September 2017	5.6%	↑



ACTIVITY

Cumulative percentage of contracted UDA delivered 2018 & 2019



Adjusted Scheduled Activity (UDA)		
Month	2018	2019
April	-30	57
May	254	180
June	254	362
July	254	537
August	254	816
September	693	976
October	809	
November	1,167	
December	1,377	
January	1,557	
February	1,988	
March	2,155	
April	2,346	
May	2,346	
June	2,346	

QUALITY

	Quantity	Base Number	Contract	AT	Region	England
% of FP17s for the same patient ID Re-attending within 3 months - Children	60	894	6.7%	9.4%	12.2%	11.6%
% of FP17s for the same patient ID Re-attending within 3 months - Adults	0	0	N/A	12.8%	15.8%	15.5%
% of FP17s for the same patient ID Re-attending between 3 & 9 months - Children	657	894	73.5%	63.3%	60.3%	58.8%
% of FP17s for the same patient ID Re-attending between 3 & 9 months - Adults	0	0	N/A	55.1%	53.5%	51.1%
% of FP17s for Band 1 Urgent Courses	15	764	2.0%	7.6%	9.1%	9.0%
% of FP17s Relating to Free Repair or Replacements	0	764	0.0%	0.9%	1.0%	0.8%
% of FP17s Relating to Continuations	0	764	0.0%	0.9%	1.0%	0.9%
% of Patients satisfied with the dentistry they have received	1	1	N/A	94.0%	93.6%	93.3%
% of Patients satisfied with the time they had to wait for an appointment	1	1	N/A	89.0%	89.8%	88.9%

* This is based on patients treated on this contract for their most recent course of treatment. Figures in italics indicate the base number of FP17s or Patient Questionnaire responses are less than 100. N/A is shown where the base number of responses is less than 10 during the period. % is calculated as Quantity/Base number*100

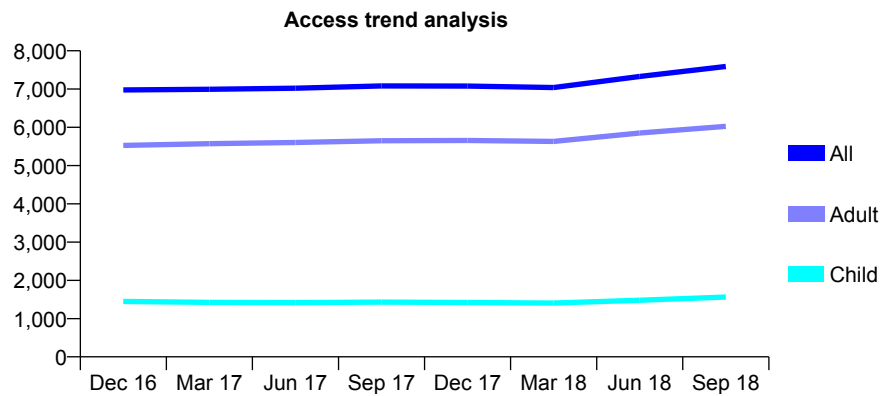
Q50 - Vital Signs At a Glance Contract Report for 328170/0001 - September 2018

Name or company name	MR CD AYER
Contract type name	GDS Contract
Purpose of contract	General
Contract start date	01/04/2006
Contract end date	

18/19 Contracted general activity (UDA)	22,000
Carry forward general activity (UDA)	0
18/19 Contracted orthodontic activity (UOA)	0
Carry forward orthodontic activity (UOA)	0
Baseline contract value	£622,249.69

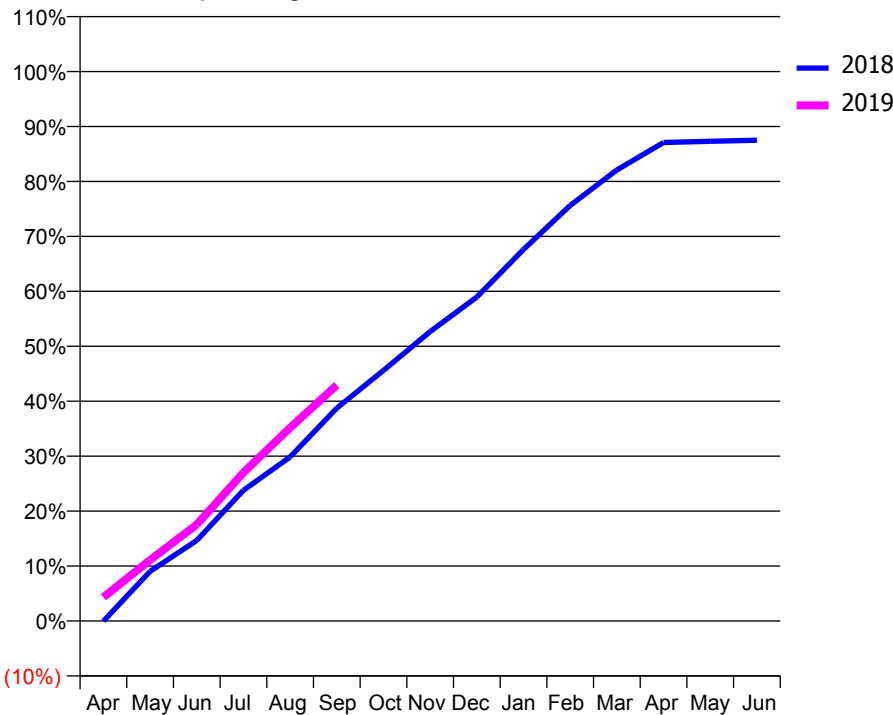
ACCESS*

Patients seen in 24 months	Total	Change since previous quarter
Quarter ending September 2017	7,080	
Quarter ending December 2017	7,077	→
Quarter ending March 2018	7,039	→
Quarter ending June 2018	7,330	↑
Quarter ending September 2018	7,590	↑
Variance since September 2017	7.2%	↑



ACTIVITY

Cumulative percentage of contracted UDA delivered 2018 & 2019



Adjusted Scheduled Activity (UDA)		
Month	2018	2019
April	-8	953
May	1,989	2,442
June	3,227	3,865
July	5,233	5,943
August	6,569	7,740
September	8,524	9,445
October	10,033	
November	11,586	
December	12,972	
January	14,878	
February	16,640	
March	18,058	
April	19,156	
May	19,207	
June	19,249	

QUALITY

	Quantity	Base Number	Contract	AT	Region	England
% of FP17s for the same patient ID Re-attending within 3 months - Children	98	1,353	7.2%	9.4%	12.2%	11.6%
% of FP17s for the same patient ID Re-attending within 3 months - Adults	329	4,252	7.7%	12.8%	15.8%	15.5%
% of FP17s for the same patient ID Re-attending between 3 & 9 months - Children	733	1,353	54.2%	63.3%	60.3%	58.8%
% of FP17s for the same patient ID Re-attending between 3 & 9 months - Adults	2,281	4,252	53.6%	55.1%	53.5%	51.1%
% of FP17s for Band 1 Urgent Courses	248	4,999	5.0%	7.6%	9.1%	9.0%
% of FP17s Relating to Free Repair or Replacements	21	4,999	0.4%	0.9%	1.0%	0.8%
% of FP17s Relating to Continuations	9	4,999	0.2%	0.9%	1.0%	0.9%
% of Patients satisfied with the dentistry they have received	1	2	N/A	94.0%	93.6%	93.3%
% of Patients satisfied with the time they had to wait for an appointment	1	2	N/A	89.0%	89.8%	88.9%

* This is based on patients treated on this contract for their most recent course of treatment. Figures in italics indicate the base number of FP17s or Patient Questionnaire responses are less than 100. N/A is shown where the base number of responses is less than 10 during the period. % is calculated as Quantity/Base number*100

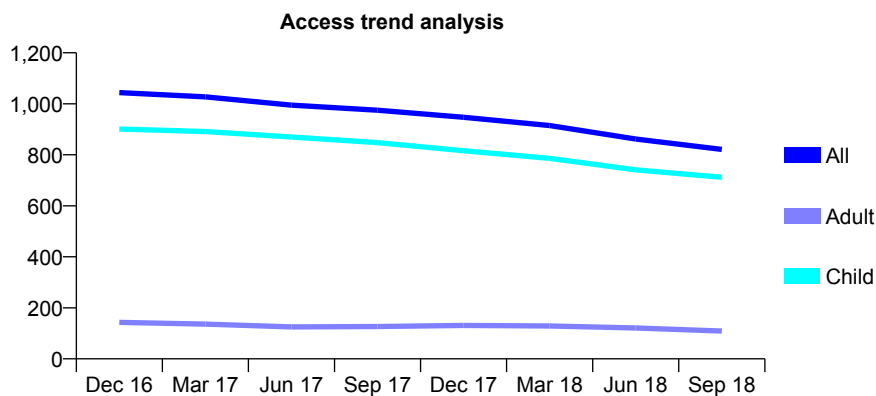
Q50 - Vital Signs At a Glance Contract Report for 334855/0001 - September 2018

Name or company name	The Smile Rooms Dental Practice
Contract type name	GDS Contract
Purpose of contract	General
Contract start date	01/04/2007
Contract end date	

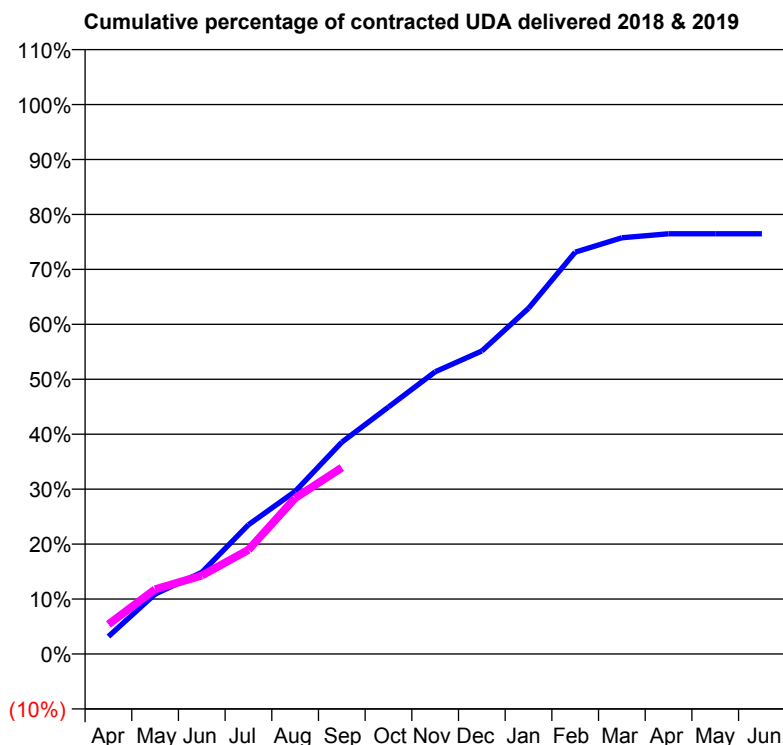
18/19 Contracted general activity (UDA)	2,200
Carry forward general activity (UDA)	0
18/19 Contracted orthodontic activity (UOA)	0
Carry forward orthodontic activity (UOA)	0
Baseline contract value	£49,001.81

ACCESS*

Patients seen in 24 months	Total	Change since previous quarter
Quarter ending September 2017	975	
Quarter ending December 2017	947	↓
Quarter ending March 2018	915	↓
Quarter ending June 2018	862	↓
Quarter ending September 2018	821	↓
Variance since September 2017	(15.8%)	↓



ACTIVITY



Month	Adjusted Scheduled Activity (UDA)	
	2018	2019
April	70	119
May	240	259
June	327	314
July	517	417
August	651	624
September	848	746
October	989	
November	1,130	
December	1,213	
January	1,384	
February	1,609	
March	1,667	
April	1,683	
May	1,683	
June	1,683	

QUALITY

	Quantity	Base Number	Contract	AT	Region	England
% of FP17s for the same patient ID Re-attending within 3 months - Children	34	566	6.0%	9.4%	12.2%	11.6%
% of FP17s for the same patient ID Re-attending within 3 months - Adults	3	30	10.0%	12.8%	15.8%	15.5%
% of FP17s for the same patient ID Re-attending between 3 & 9 months - Children	451	566	79.7%	63.3%	60.3%	58.8%
% of FP17s for the same patient ID Re-attending between 3 & 9 months - Adults	22	30	73.3%	55.1%	53.5%	51.1%
% of FP17s for Band 1 Urgent Courses	1	586	0.2%	7.6%	9.1%	9.0%
% of FP17s Relating to Free Repair or Replacements	0	586	0.0%	0.9%	1.0%	0.8%
% of FP17s Relating to Continuations	1	586	0.2%	0.9%	1.0%	0.9%
% of Patients satisfied with the dentistry they have received	0	0	N/A	94.0%	93.6%	93.3%
% of Patients satisfied with the time they had to wait for an appointment	0	0	N/A	89.0%	89.8%	88.9%

* This is based on patients treated on this contract for their most recent course of treatment. Figures in italics indicate the base number of FP17s or Patient Questionnaire responses are less than 100. N/A is shown where the base number of responses is less than 10 during the period. % is calculated as Quantity/Base number*100

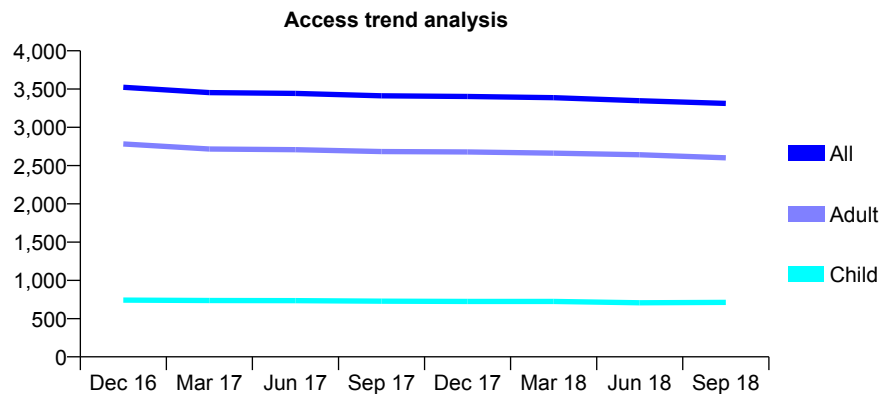
Q50 - Vital Signs At a Glance Contract Report for 336998/0001 - September 2018

Name or company name	MR C LANGLEY
Contract type name	GDS Contract
Purpose of contract	General
Contract start date	01/04/2006
Contract end date	

18/19 Contracted general activity (UDA)	10,500
Carry forward general activity (UDA)	0
18/19 Contracted orthodontic activity (UOA)	0
Carry forward orthodontic activity (UOA)	0
Baseline contract value	£288,276.57

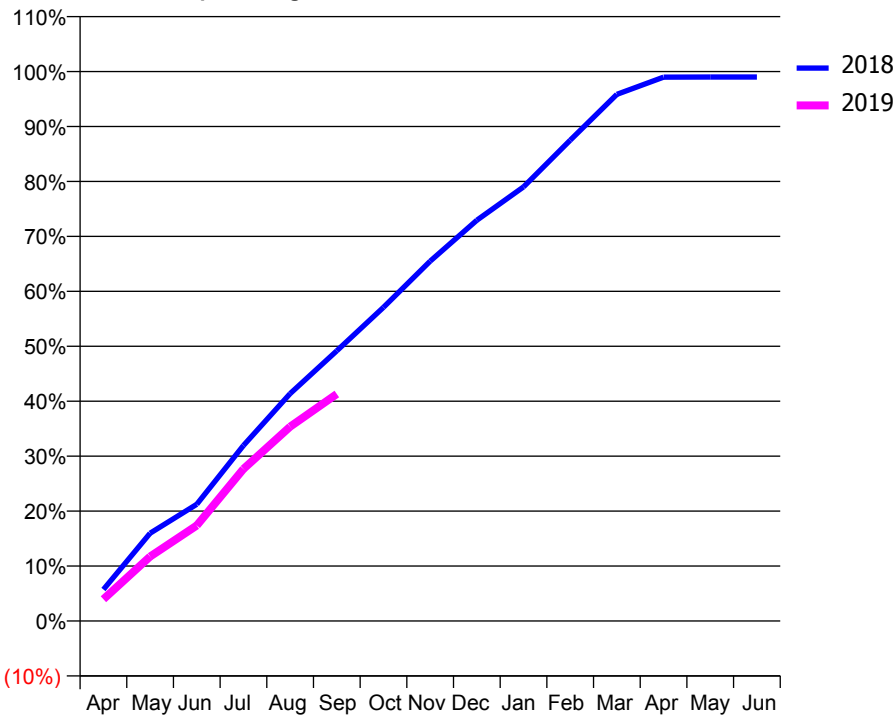
ACCESS*

Patients seen in 24 months	Total	Change since previous quarter
Quarter ending September 2017	3,412	
Quarter ending December 2017	3,403	→
Quarter ending March 2018	3,388	→
Quarter ending June 2018	3,348	↓
Quarter ending September 2018	3,313	↓
Variance since September 2017	(2.9%)	↓



ACTIVITY

Cumulative percentage of contracted UDA delivered 2018 & 2019



Month	Adjusted Scheduled Activity (UDA)	
	2018	2019
April	560	417
May	1,560	1,231
June	2,074	1,826
July	3,120	2,906
August	4,042	3,713
September	4,802	4,338
October	5,576	
November	6,395	
December	7,122	
January	7,715	
February	8,543	
March	9,359	
April	9,666	
May	9,667	
June	9,668	

QUALITY

	Quantity	Base Number	Contract	AT	Region	England
% of FP17s for the same patient ID Re-attending within 3 months - Children	48	607	7.9%	9.4%	12.2%	11.6%
% of FP17s for the same patient ID Re-attending within 3 months - Adults	354	2,261	15.7%	12.8%	15.8%	15.5%
% of FP17s for the same patient ID Re-attending between 3 & 9 months - Children	408	607	67.2%	63.3%	60.3%	58.8%
% of FP17s for the same patient ID Re-attending between 3 & 9 months - Adults	1,534	2,261	67.8%	55.1%	53.5%	51.1%
% of FP17s for Band 1 Urgent Courses	254	2,694	9.4%	7.6%	9.1%	9.0%
% of FP17s Relating to Free Repair or Replacements	9	2,694	0.3%	0.9%	1.0%	0.8%
% of FP17s Relating to Continuations	53	2,694	2.0%	0.9%	1.0%	0.9%
% of Patients satisfied with the dentistry they have received	4	5	N/A	94.0%	93.6%	93.3%
% of Patients satisfied with the time they had to wait for an appointment	5	5	N/A	89.0%	89.8%	88.9%

* This is based on patients treated on this contract for their most recent course of treatment. Figures in italics indicate the base number of FP17s or Patient Questionnaire responses are less than 100. N/A is shown where the base number of responses is less than 10 during the period. % is calculated as Quantity/Base number*100

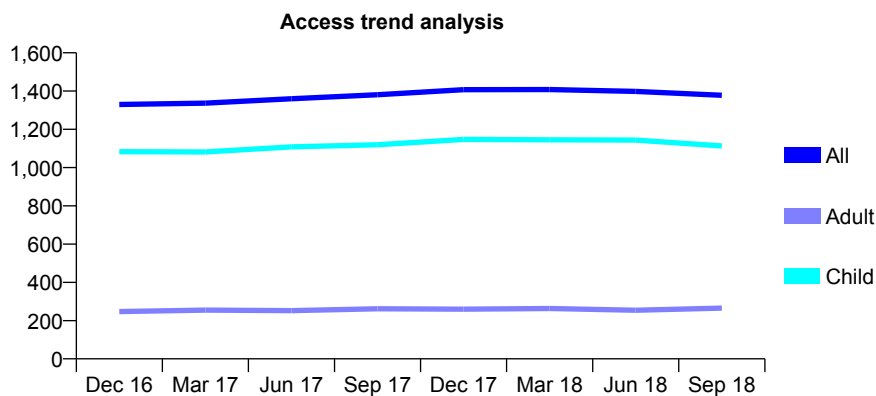
Q50 - Vital Signs At a Glance Contract Report for 352004/0003 - September 2018

Name or company name	MR JG MURRAY
Contract type name	GDS Contract
Purpose of contract	General
Contract start date	01/04/2014
Contract end date	

18/19 Contracted general activity (UDA)	2,811
Carry forward general activity (UDA)	0
18/19 Contracted orthodontic activity (UOA)	0
Carry forward orthodontic activity (UOA)	0
Baseline contract value	£88,557.19

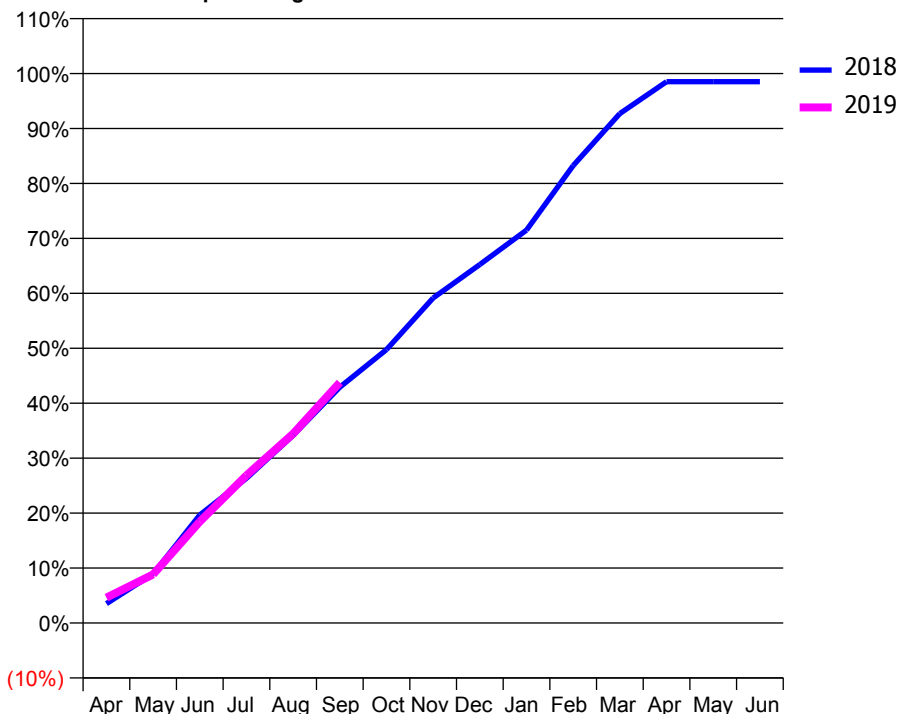
ACCESS*

Patients seen in 24 months	Total	Change since previous quarter
Quarter ending September 2017	1,381	
Quarter ending December 2017	1,407	→
Quarter ending March 2018	1,408	→
Quarter ending June 2018	1,398	→
Quarter ending September 2018	1,378	↓
Variance since September 2017	(0.2%)	→



ACTIVITY

Cumulative percentage of contracted UDA delivered 2018 & 2019



Month	Adjusted Scheduled Activity (UDA)	
	2018	2019
April	99	130
May	252	249
June	553	519
July	740	756
August	960	968
September	1,206	1,230
October	1,399	
November	1,663	
December	1,834	
January	2,010	
February	2,340	
March	2,606	
April	2,769	
May	2,769	
June	2,769	

QUALITY

	Quantity	Base Number	Contract	AT	Region	England
% of FP17s for the same patient ID Re-attending within 3 months - Children	60	930	6.5%	9.4%	12.2%	11.6%
% of FP17s for the same patient ID Re-attending within 3 months - Adults	15	112	13.4%	12.8%	15.8%	15.5%
% of FP17s for the same patient ID Re-attending between 3 & 9 months - Children	645	930	69.4%	63.3%	60.3%	58.8%
% of FP17s for the same patient ID Re-attending between 3 & 9 months - Adults	62	112	55.4%	55.1%	53.5%	51.1%
% of FP17s for Band 1 Urgent Courses	32	930	3.4%	7.6%	9.1%	9.0%
% of FP17s Relating to Free Repair or Replacements	0	930	0.0%	0.9%	1.0%	0.8%
% of FP17s Relating to Continuations	3	930	0.3%	0.9%	1.0%	0.9%
% of Patients satisfied with the dentistry they have received	0	0	N/A	94.0%	93.6%	93.3%
% of Patients satisfied with the time they had to wait for an appointment	0	0	N/A	89.0%	89.8%	88.9%

* This is based on patients treated on this contract for their most recent course of treatment. Figures in italics indicate the base number of FP17s or Patient Questionnaire responses are less than 100. N/A is shown where the base number of responses is less than 10 during the period. % is calculated as Quantity/Base number*100

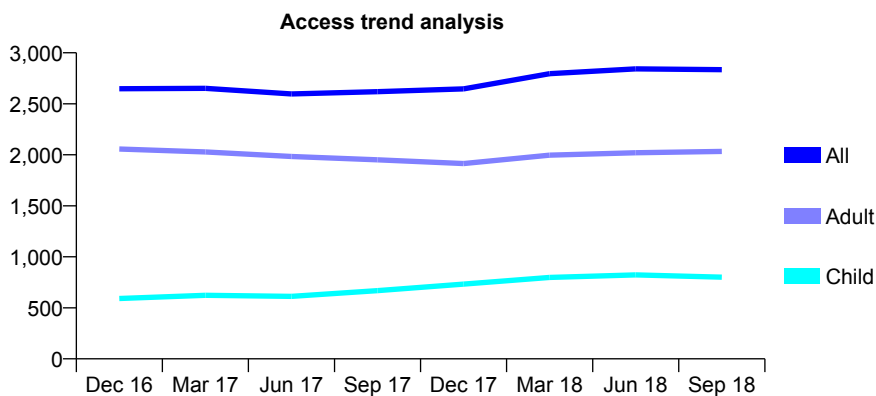
Q50 - Vital Signs At a Glance Contract Report for 358231/0003 - September 2018

Name or company name	Falsgrave Dental Surgery
Contract type name	GDS Contract
Purpose of contract	General
Contract start date	01/07/2011
Contract end date	

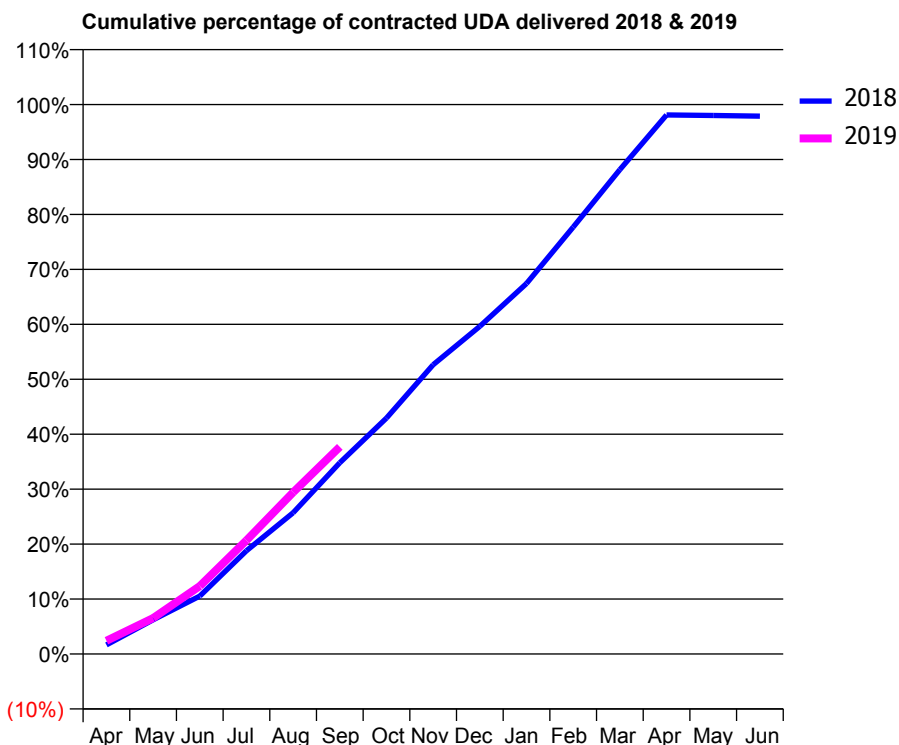
18/19 Contracted general activity (UDA)	10,769
Carry forward general activity (UDA)	0
18/19 Contracted orthodontic activity (UOA)	0
Carry forward orthodontic activity (UOA)	0
Baseline contract value	£333,873.42

ACCESS*

Patients seen in 24 months	Total	Change since previous quarter
Quarter ending September 2017	2,619	
Quarter ending December 2017	2,647	→
Quarter ending March 2018	2,795	↑
Quarter ending June 2018	2,843	→
Quarter ending September 2018	2,834	→
Variance since September 2017	8.2%	↑



ACTIVITY



Month	Adjusted Scheduled Activity (UDA)	
	2018	2019
April	178	260
May	670	703
June	1,136	1,333
July	2,025	2,228
August	2,769	3,169
September	3,749	4,061
October	4,624	
November	5,669	
December	6,422	
January	7,261	
February	8,366	
March	9,492	
April	10,564	
May	10,555	
June	10,542	

QUALITY

	Quantity	Base Number	Contract	AT	Region	England
% of FP17s for the same patient ID Re-attending within 3 months - Children	48	656	7.3%	9.4%	12.2%	11.6%
% of FP17s for the same patient ID Re-attending within 3 months - Adults	201	1,603	12.5%	12.8%	15.8%	15.5%
% of FP17s for the same patient ID Re-attending between 3 & 9 months - Children	416	656	63.4%	63.3%	60.3%	58.8%
% of FP17s for the same patient ID Re-attending between 3 & 9 months - Adults	981	1,603	61.2%	55.1%	53.5%	51.1%
% of FP17s for Band 1 Urgent Courses	199	1,964	10.1%	7.6%	9.1%	9.0%
% of FP17s Relating to Free Repair or Replacements	29	1,964	1.5%	0.9%	1.0%	0.8%
% of FP17s Relating to Continuations	4	1,964	0.2%	0.9%	1.0%	0.9%
% of Patients satisfied with the dentistry they have received	2	2	N/A	94.0%	93.6%	93.3%
% of Patients satisfied with the time they had to wait for an appointment	1	2	N/A	89.0%	89.8%	88.9%

* This is based on patients treated on this contract for their most recent course of treatment. Figures in italics indicate the base number of FP17s or Patient Questionnaire responses are less than 100. N/A is shown where the base number of responses is less than 10 during the period. % is calculated as Quantity/Base number*100

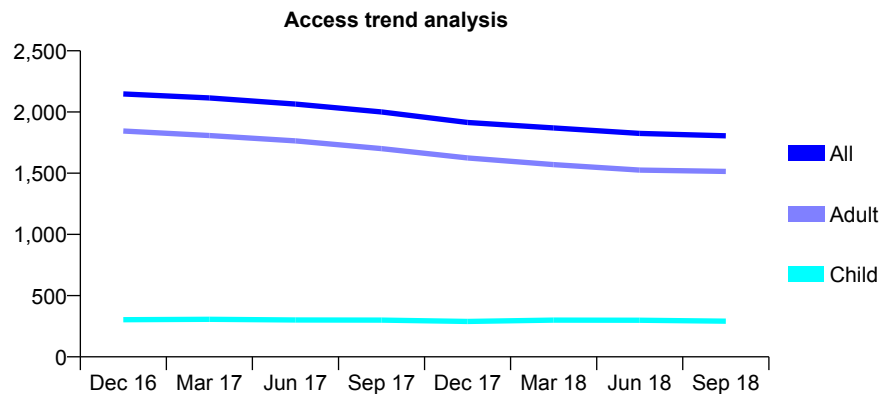
Q50 - Vital Signs At a Glance Contract Report for 359157/0001 - September 2018

Name or company name	MR D TOMKINSON
Contract type name	GDS Contract
Purpose of contract	General
Contract start date	01/04/2014
Contract end date	

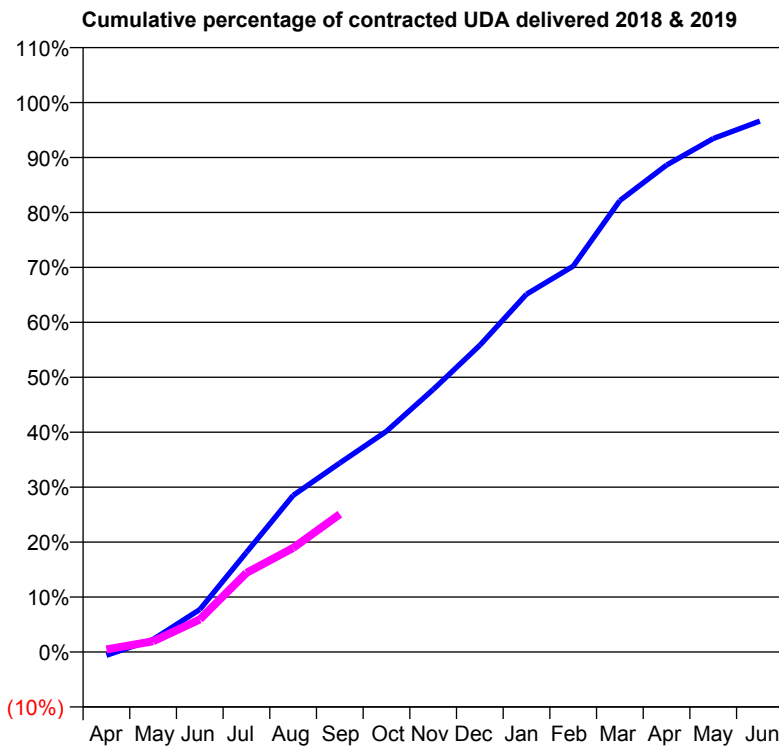
18/19 Contracted general activity (UDA)	5,735
Carry forward general activity (UDA)	0
18/19 Contracted orthodontic activity (UOA)	0
Carry forward orthodontic activity (UOA)	0
Baseline contract value	£171,272.28

ACCESS*

Patients seen in 24 months	Total	Change since previous quarter
Quarter ending September 2017	2,001	
Quarter ending December 2017	1,914	↓
Quarter ending March 2018	1,870	↓
Quarter ending June 2018	1,825	↓
Quarter ending September 2018	1,806	↓
Variance since September 2017	(9.7%)	↓



ACTIVITY



Adjusted Scheduled Activity (UDA)		
Month	2018	2019
April	-36	28
May	131	112
June	443	340
July	1,040	826
August	1,634	1,086
September	1,973	1,439
October	2,304	
November	2,739	
December	3,201	
January	3,734	
February	4,027	
March	4,711	
April	5,081	
May	5,359	
June	5,541	

QUALITY

	Quantity	Base Number	Contract	AT	Region	England
% of FP17s for the same patient ID Re-attending within 3 months - Children	24	200	12.0%	9.4%	12.2%	11.6%
% of FP17s for the same patient ID Re-attending within 3 months - Adults	143	819	17.5%	12.8%	15.8%	15.5%
% of FP17s for the same patient ID Re-attending between 3 & 9 months - Children	104	200	52.0%	63.3%	60.3%	58.8%
% of FP17s for the same patient ID Re-attending between 3 & 9 months - Adults	291	819	35.5%	55.1%	53.5%	51.1%
% of FP17s for Band 1 Urgent Courses	50	642	7.8%	7.6%	9.1%	9.0%
% of FP17s Relating to Free Repair or Replacements	9	642	1.4%	0.9%	1.0%	0.8%
% of FP17s Relating to Continuations	10	642	1.6%	0.9%	1.0%	0.9%
% of Patients satisfied with the dentistry they have received	17	17	100.0%	94.0%	93.6%	93.3%
% of Patients satisfied with the time they had to wait for an appointment	14	17	82.4%	89.0%	89.8%	88.9%

* This is based on patients treated on this contract for their most recent course of treatment. Figures in italics indicate the base number of FP17s or Patient Questionnaire responses are less than 100. N/A is shown where the base number of responses is less than 10 during the period. % is calculated as Quantity/Base number*100

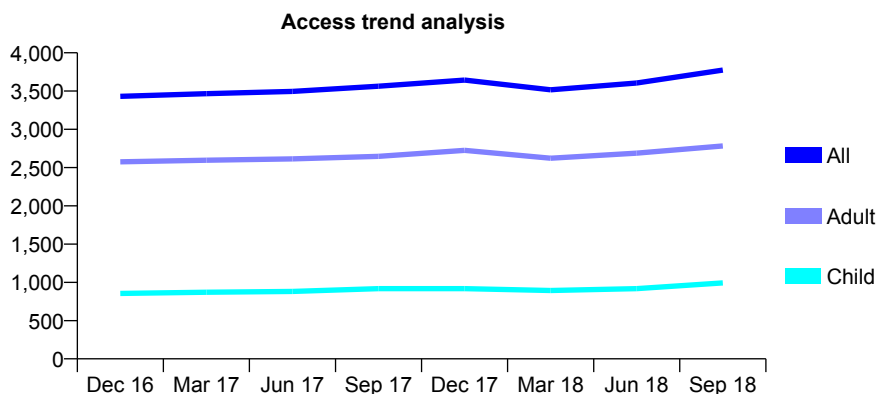
Q50 - Vital Signs At a Glance Contract Report for 567205/0001 - September 2018

Name or company name	Mr Muhammad Farooq
Contract type name	GDS Contract
Purpose of contract	General
Contract start date	01/04/2006
Contract end date	

18/19 Contracted general activity (UDA)	8,540
Carry forward general activity (UDA)	0
18/19 Contracted orthodontic activity (UOA)	0
Carry forward orthodontic activity (UOA)	0
Baseline contract value	£258,485.20

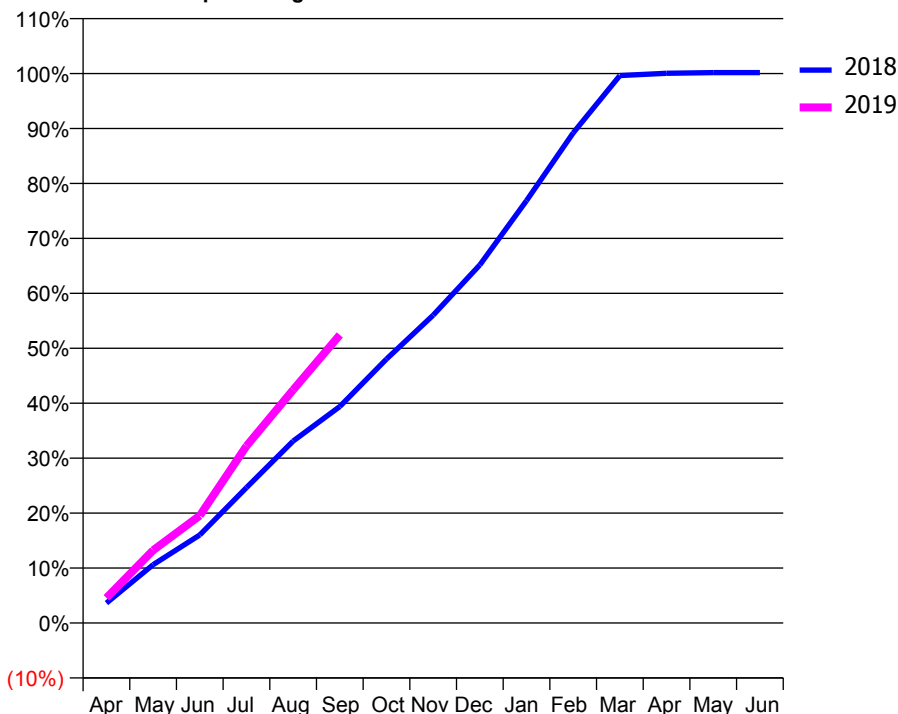
ACCESS*

Patients seen in 24 months	Total	Change since previous quarter
Quarter ending September 2017	3,564	
Quarter ending December 2017	3,643	↑
Quarter ending March 2018	3,516	↓
Quarter ending June 2018	3,606	↑
Quarter ending September 2018	3,775	↑
Variance since September 2017	5.9%	↑



ACTIVITY

Cumulative percentage of contracted UDA delivered 2018 & 2019



Adjusted Scheduled Activity (UDA)

Month	2018	2019
April	311	390
May	906	1,130
June	1,369	1,670
July	2,105	2,751
August	2,828	3,623
September	3,365	4,477
October	4,103	
November	4,785	
December	5,565	
January	6,564	
February	7,618	
March	8,509	
April	8,543	
May	8,555	
June	8,555	

QUALITY

	Quantity	Base Number	Contract	AT	Region	England
% of FP17s for the same patient ID Re-attending within 3 months - Children	34	758	4.5%	9.4%	12.2%	11.6%
% of FP17s for the same patient ID Re-attending within 3 months - Adults	125	1,636	7.6%	12.8%	15.8%	15.5%
% of FP17s for the same patient ID Re-attending between 3 & 9 months - Children	424	758	55.9%	63.3%	60.3%	58.8%
% of FP17s for the same patient ID Re-attending between 3 & 9 months - Adults	868	1,636	53.1%	55.1%	53.5%	51.1%
% of FP17s for Band 1 Urgent Courses	119	2,390	5.0%	7.6%	9.1%	9.0%
% of FP17s Relating to Free Repair or Replacements	20	2,390	0.8%	0.9%	1.0%	0.8%
% of FP17s Relating to Continuations	11	2,390	0.5%	0.9%	1.0%	0.9%
% of Patients satisfied with the dentistry they have received	0	0	N/A	94.0%	93.6%	93.3%
% of Patients satisfied with the time they had to wait for an appointment	0	0	N/A	89.0%	89.8%	88.9%

* This is based on patients treated on this contract for their most recent course of treatment. Figures in italics indicate the base number of FP17s or Patient Questionnaire responses are less than 100. N/A is shown where the base number of responses is less than 10 during the period. % is calculated as Quantity/Base number*100

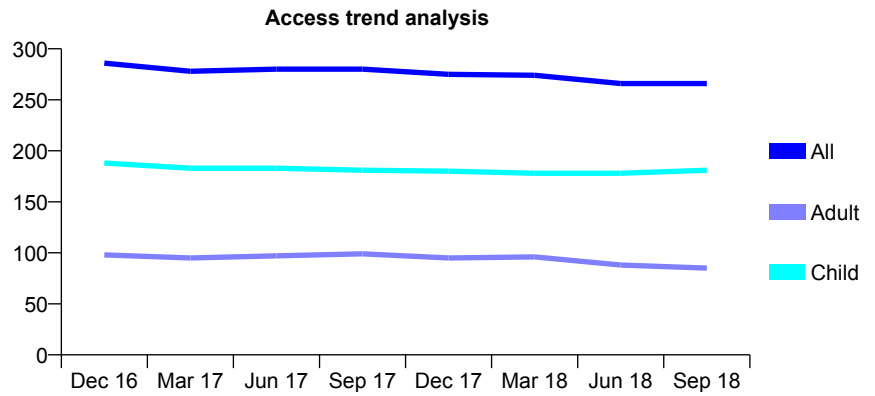
Q50 - Vital Signs At a Glance Contract Report for 572063/0001 - September 2018

Name or company name	Peasholm Dental Practice (Moran)
Contract type name	GDS Contract
Purpose of contract	General
Contract start date	01/04/2006
Contract end date	

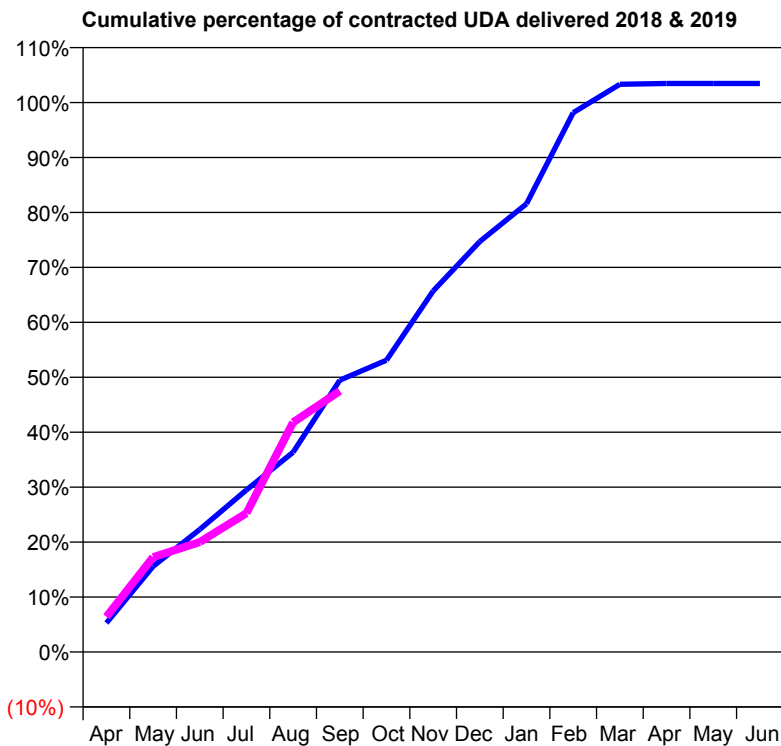
18/19 Contracted general activity (UDA)	700
Carry forward general activity (UDA)	0
18/19 Contracted orthodontic activity (UOA)	0
Carry forward orthodontic activity (UOA)	0
Baseline contract value	£15,611.25

ACCESS*

Patients seen in 24 months	Total	Change since previous quarter
Quarter ending September 2017	280	
Quarter ending December 2017	275	↓
Quarter ending March 2018	274	→
Quarter ending June 2018	266	↓
Quarter ending September 2018	266	→
Variance since September 2017	(5.0%)	↓



ACTIVITY



Adjusted Scheduled Activity (UDA)		
Month	2018	2019
April	37	45
May	109	121
June	156	140
July	206	177
August	255	293
September	346	333
October	372	
November	460	
December	523	
January	571	
February	687	
March	723	
April	724	
May	724	
June	724	

QUALITY

	Quantity	Base Number	Contract	AT	Region	England
% of FP17s for the same patient ID Re-attending within 3 months - Children	7	159	4.4%	9.4%	12.2%	11.6%
% of FP17s for the same patient ID Re-attending within 3 months - Adults	7	49	14.3%	12.8%	15.8%	15.5%
% of FP17s for the same patient ID Re-attending between 3 & 9 months - Children	120	159	75.5%	63.3%	60.3%	58.8%
% of FP17s for the same patient ID Re-attending between 3 & 9 months - Adults	35	49	71.4%	55.1%	53.5%	51.1%
% of FP17s for Band 1 Urgent Courses	8	207	3.9%	7.6%	9.1%	9.0%
% of FP17s Relating to Free Repair or Replacements	0	207	0.0%	0.9%	1.0%	0.8%
% of FP17s Relating to Continuations	3	207	1.4%	0.9%	1.0%	0.9%
% of Patients satisfied with the dentistry they have received	1	1	N/A	94.0%	93.6%	93.3%
% of Patients satisfied with the time they had to wait for an appointment	1	1	N/A	89.0%	89.8%	88.9%

* This is based on patients treated on this contract for their most recent course of treatment. Figures in italics indicate the base number of FP17s or Patient Questionnaire responses are less than 100. N/A is shown where the base number of responses is less than 10 during the period. % is calculated as Quantity/Base number*100

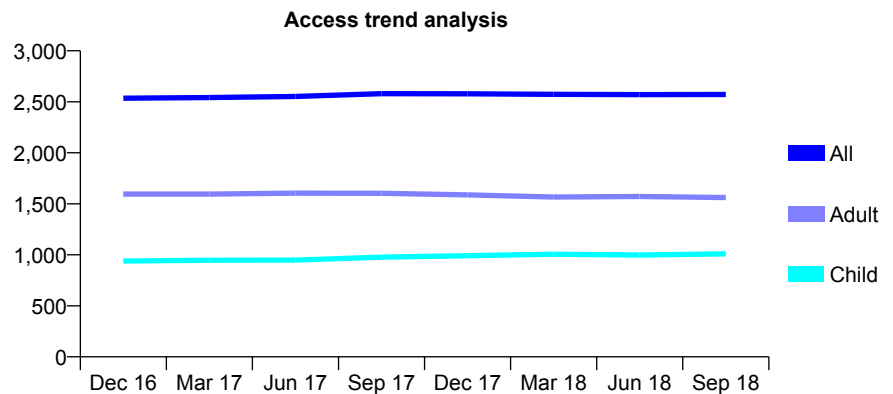
Q50 - Vital Signs At a Glance Contract Report for 573973/0001 - September 2018

Name or company name	MR SB JAMIESON
Contract type name	GDS Contract
Purpose of contract	General and Orthodontic
Contract start date	01/04/2006
Contract end date	

18/19 Contracted general activity (UDA)	8,938
Carry forward general activity (UDA)	0
18/19 Contracted orthodontic activity (UOA)	339
Carry forward orthodontic activity (UOA)	0
Baseline contract value	£228,665.10

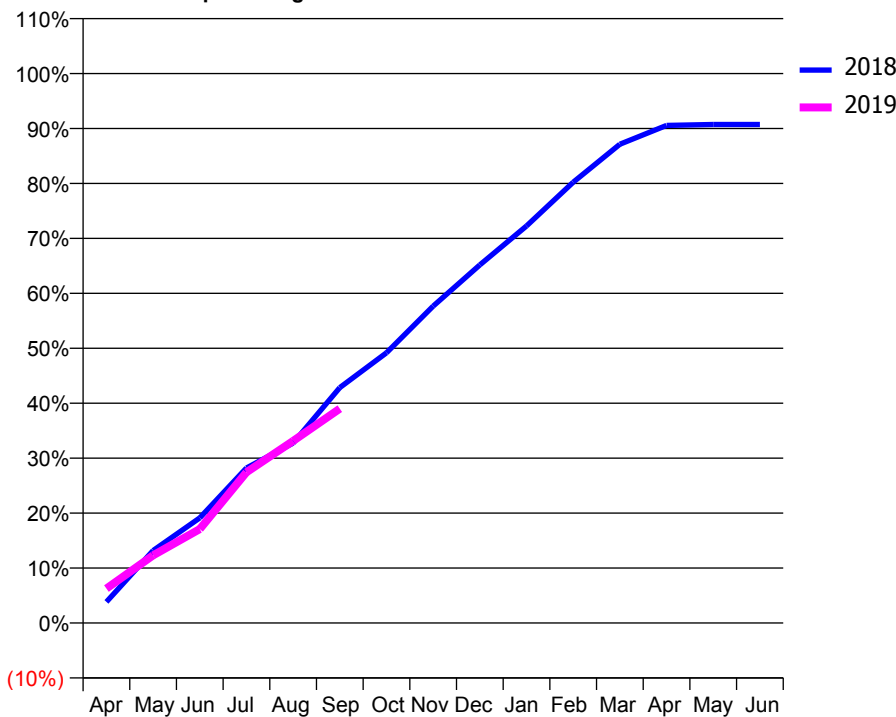
ACCESS*

Patients seen in 24 months	Total	Change since previous quarter
Quarter ending September 2017	2,580	
Quarter ending December 2017	2,579	→
Quarter ending March 2018	2,573	→
Quarter ending June 2018	2,570	→
Quarter ending September 2018	2,572	→
Variance since September 2017	(0.3%)	→



ACTIVITY

Cumulative percentage of contracted UDA delivered 2018 & 2019



Month	Adjusted Scheduled Activity (UDA)	
	2018	2019
April	344	561
May	1,178	1,100
June	1,711	1,528
July	2,521	2,452
August	2,926	2,962
September	3,829	3,486
October	4,395	
November	5,154	
December	5,826	
January	6,458	
February	7,171	
March	7,787	
April	8,094	
May	8,109	
June	8,109	

QUALITY

	Quantity	Base Number	Contract	AT	Region	England
% of FP17s for the same patient ID Re-attending within 3 months - Children	242	1,119	21.6%	9.4%	12.2%	11.6%
% of FP17s for the same patient ID Re-attending within 3 months - Adults	198	1,340	14.8%	12.8%	15.8%	15.5%
% of FP17s for the same patient ID Re-attending between 3 & 9 months - Children	726	1,119	64.9%	63.3%	60.3%	58.8%
% of FP17s for the same patient ID Re-attending between 3 & 9 months - Adults	969	1,340	72.3%	55.1%	53.5%	51.1%
% of FP17s for Band 1 Urgent Courses	129	2,232	5.8%	7.6%	9.1%	9.0%
% of FP17s Relating to Free Repair or Replacements	10	2,232	0.4%	0.9%	1.0%	0.8%
% of FP17s Relating to Continuations	28	2,232	1.3%	0.9%	1.0%	0.9%
% of Patients satisfied with the dentistry they have received	1	1	N/A	94.0%	93.6%	93.3%
% of Patients satisfied with the time they had to wait for an appointment	1	1	N/A	89.0%	89.8%	88.9%

* This is based on patients treated on this contract for their most recent course of treatment. Figures in italics indicate the base number of FP17s or Patient Questionnaire responses are less than 100. N/A is shown where the base number of responses is less than 10 during the period. % is calculated as Quantity/Base number*100

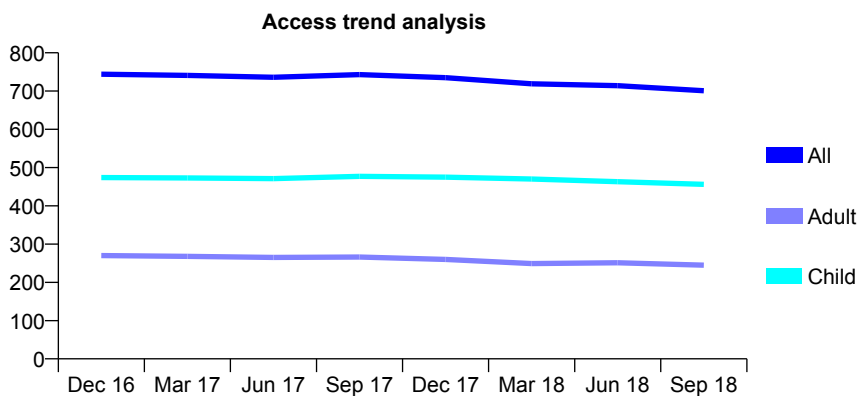
Q50 - Vital Signs At a Glance Contract Report for 576549/0002 - September 2018

Name or company name	MR SK ASHBY
Contract type name	GDS Contract
Purpose of contract	General and Orthodontic
Contract start date	01/04/2006
Contract end date	

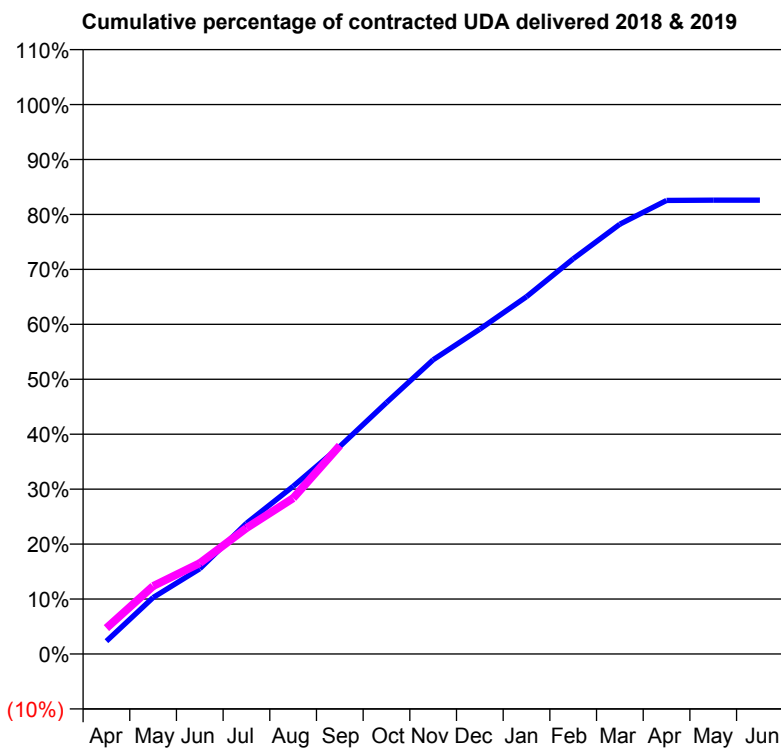
18/19 Contracted general activity (UDA)	1,700
Carry forward general activity (UDA)	0
18/19 Contracted orthodontic activity (UOA)	0
Carry forward orthodontic activity (UOA)	0
Baseline contract value	£38,647.13

ACCESS*

Patients seen in 24 months	Total	Change since previous quarter
Quarter ending September 2017	743	
Quarter ending December 2017	735	↓
Quarter ending March 2018	719	↓
Quarter ending June 2018	714	→
Quarter ending September 2018	701	↓
Variance since September 2017	(5.7%)	↓



ACTIVITY



Adjusted Scheduled Activity (UDA)		
Month	2018	2019
April	40	80
May	175	210
June	264	281
July	405	390
August	519	482
September	642	645
October	778	
November	910	
December	1,005	
January	1,105	
February	1,222	
March	1,330	
April	1,403	
May	1,404	
June	1,404	

QUALITY

	Quantity	Base Number	Contract	AT	Region	England
% of FP17s for the same patient ID Re-attending within 3 months - Children	18	421	4.3%	9.4%	12.2%	11.6%
% of FP17s for the same patient ID Re-attending within 3 months - Adults	12	126	9.5%	12.8%	15.8%	15.5%
% of FP17s for the same patient ID Re-attending between 3 & 9 months - Children	313	421	74.3%	63.3%	60.3%	58.8%
% of FP17s for the same patient ID Re-attending between 3 & 9 months - Adults	65	126	51.6%	55.1%	53.5%	51.1%
% of FP17s for Band 1 Urgent Courses	19	491	3.9%	7.6%	9.1%	9.0%
% of FP17s Relating to Free Repair or Replacements	1	491	0.2%	0.9%	1.0%	0.8%
% of FP17s Relating to Continuations	1	491	0.2%	0.9%	1.0%	0.9%
% of Patients satisfied with the dentistry they have received	1	1	N/A	94.0%	93.6%	93.3%
% of Patients satisfied with the time they had to wait for an appointment	1	1	N/A	89.0%	89.8%	88.9%

* This is based on patients treated on this contract for their most recent course of treatment. Figures in italics indicate the base number of FP17s or Patient Questionnaire responses are less than 100. N/A is shown where the base number of responses is less than 10 during the period. % is calculated as Quantity/Base number*100

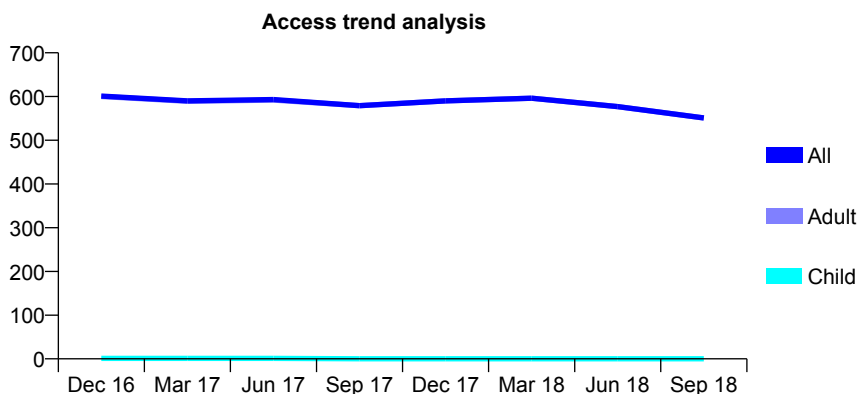
Q50 - Vital Signs At a Glance Contract Report for 577308/0001 - September 2018

Name or company name	MR BR DAVIES
Contract type name	GDS Contract
Purpose of contract	General
Contract start date	01/04/2006
Contract end date	

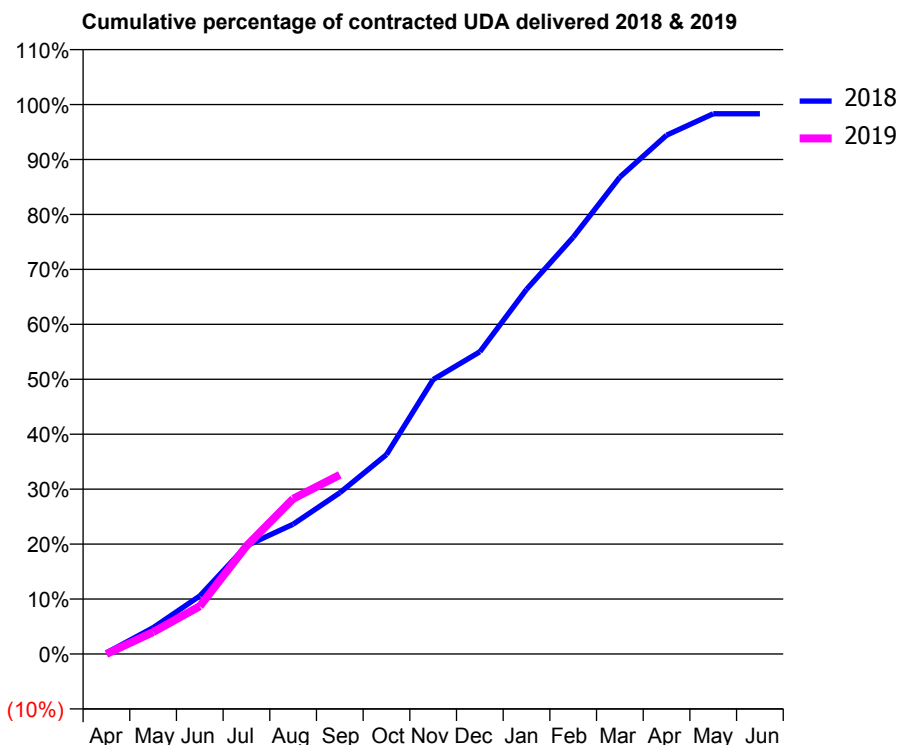
18/19 Contracted general activity (UDA)	4,000
Carry forward general activity (UDA)	0
18/19 Contracted orthodontic activity (UOA)	0
Carry forward orthodontic activity (UOA)	0
Baseline contract value	£170,895.42

ACCESS*

Patients seen in 24 months	Total	Change since previous quarter
Quarter ending September 2017	579	
Quarter ending December 2017	590	→
Quarter ending March 2018	596	→
Quarter ending June 2018	577	↓
Quarter ending September 2018	551	↓
Variance since September 2017	(4.8%)	↓



ACTIVITY



Month	Adjusted Scheduled Activity (UDA)	
	2018	2019
April	8	0
May	192	160
June	423	348
July	788	787
August	945	1,130
September	1,174	1,304
October	1,452	
November	1,998	
December	2,200	
January	2,654	
February	3,034	
March	3,472	
April	3,776	
May	3,933	
June	3,933	

QUALITY

	Quantity	Base Number	Contract	AT	Region	England
% of FP17s for the same patient ID Re-attending within 3 months - Children	0	0	N/A	9.4%	12.2%	11.6%
% of FP17s for the same patient ID Re-attending within 3 months - Adults	12	183	6.6%	12.8%	15.8%	15.5%
% of FP17s for the same patient ID Re-attending between 3 & 9 months - Children	0	0	N/A	63.3%	60.3%	58.8%
% of FP17s for the same patient ID Re-attending between 3 & 9 months - Adults	7	183	3.8%	55.1%	53.5%	51.1%
% of FP17s for Band 1 Urgent Courses	0	140	0.0%	7.6%	9.1%	9.0%
% of FP17s Relating to Free Repair or Replacements	0	140	0.0%	0.9%	1.0%	0.8%
% of FP17s Relating to Continuations	0	140	0.0%	0.9%	1.0%	0.9%
% of Patients satisfied with the dentistry they have received	2	4	N/A	94.0%	93.6%	93.3%
% of Patients satisfied with the time they had to wait for an appointment	4	4	N/A	89.0%	89.8%	88.9%

* This is based on patients treated on this contract for their most recent course of treatment. Figures in italics indicate the base number of FP17s or Patient Questionnaire responses are less than 100. N/A is shown where the base number of responses is less than 10 during the period. % is calculated as Quantity/Base number*100

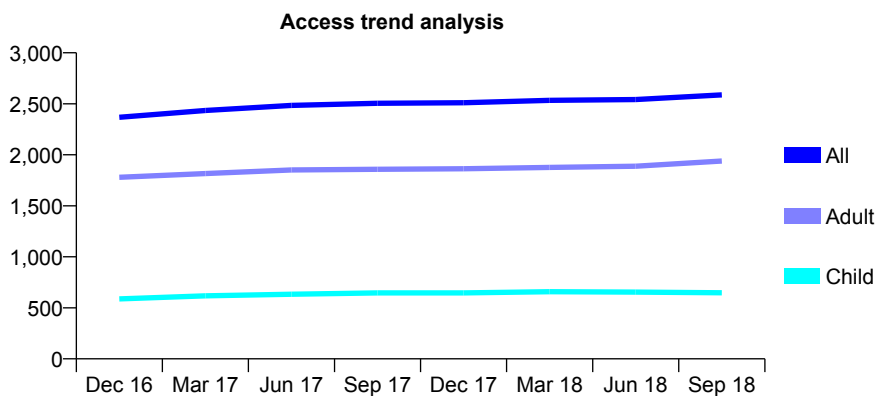
Q50 - Vital Signs At a Glance Contract Report for 610194/0001 - September 2018

Name or company name	MISS C DURNING
Contract type name	GDS Contract
Purpose of contract	General
Contract start date	01/01/2013
Contract end date	

18/19 Contracted general activity (UDA)	7,098
Carry forward general activity (UDA)	0
18/19 Contracted orthodontic activity (UOA)	0
Carry forward orthodontic activity (UOA)	0
Baseline contract value	£185,131.51

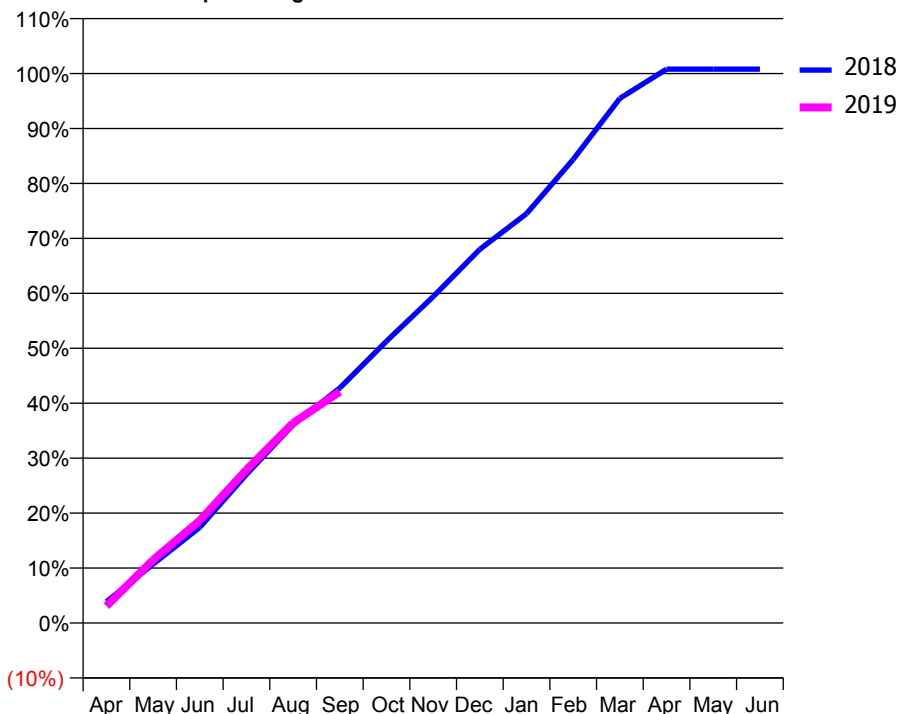
ACCESS*

Patients seen in 24 months	Total	Change since previous quarter
Quarter ending September 2017	2,505	
Quarter ending December 2017	2,510	→
Quarter ending March 2018	2,534	→
Quarter ending June 2018	2,542	→
Quarter ending September 2018	2,587	→
Variance since September 2017	3.3%	↑



ACTIVITY

Cumulative percentage of contracted UDA delivered 2018 & 2019



Month	Adjusted Scheduled Activity (UDA)	
	2018	2019
April	275	220
May	760	816
June	1,236	1,324
July	1,919	1,979
August	2,561	2,584
September	3,035	2,987
October	3,641	
November	4,216	
December	4,827	
January	5,287	
February	5,988	
March	6,777	
April	7,154	
May	7,154	
June	7,154	

QUALITY

	Quantity	Base Number	Contract	AT	Region	England
% of FP17s for the same patient ID Re-attending within 3 months - Children	61	549	11.1%	9.4%	12.2%	11.6%
% of FP17s for the same patient ID Re-attending within 3 months - Adults	222	1,451	15.3%	12.8%	15.8%	15.5%
% of FP17s for the same patient ID Re-attending between 3 & 9 months - Children	360	549	65.6%	63.3%	60.3%	58.8%
% of FP17s for the same patient ID Re-attending between 3 & 9 months - Adults	863	1,451	59.5%	55.1%	53.5%	51.1%
% of FP17s for Band 1 Urgent Courses	156	1,790	8.7%	7.6%	9.1%	9.0%
% of FP17s Relating to Free Repair or Replacements	16	1,790	0.9%	0.9%	1.0%	0.8%
% of FP17s Relating to Continuations	43	1,790	2.4%	0.9%	1.0%	0.9%
% of Patients satisfied with the dentistry they have received	5	5	N/A	94.0%	93.6%	93.3%
% of Patients satisfied with the time they had to wait for an appointment	5	5	N/A	89.0%	89.8%	88.9%

* This is based on patients treated on this contract for their most recent course of treatment. Figures in italics indicate the base number of FP17s or Patient Questionnaire responses are less than 100. N/A is shown where the base number of responses is less than 10 during the period. % is calculated as Quantity/Base number*100

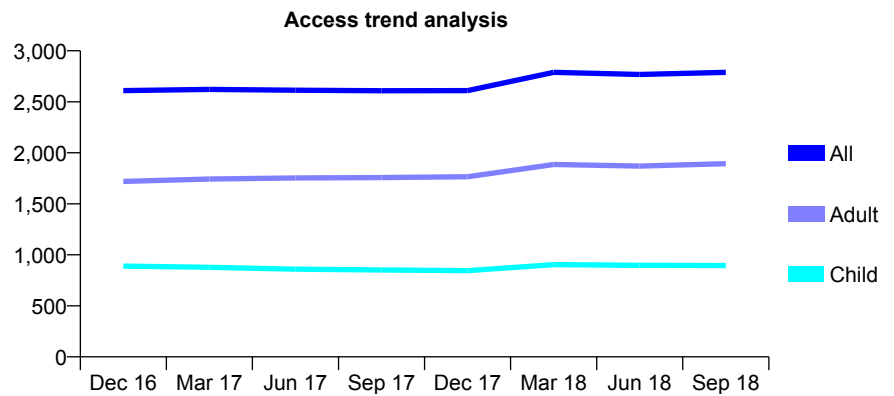
Q50 - Vital Signs At a Glance Contract Report for 618594/0002 - September 2018

Name or company name	Booth, Law, Spence & Maher
Contract type name	GDS Contract
Purpose of contract	General
Contract start date	01/11/2010
Contract end date	

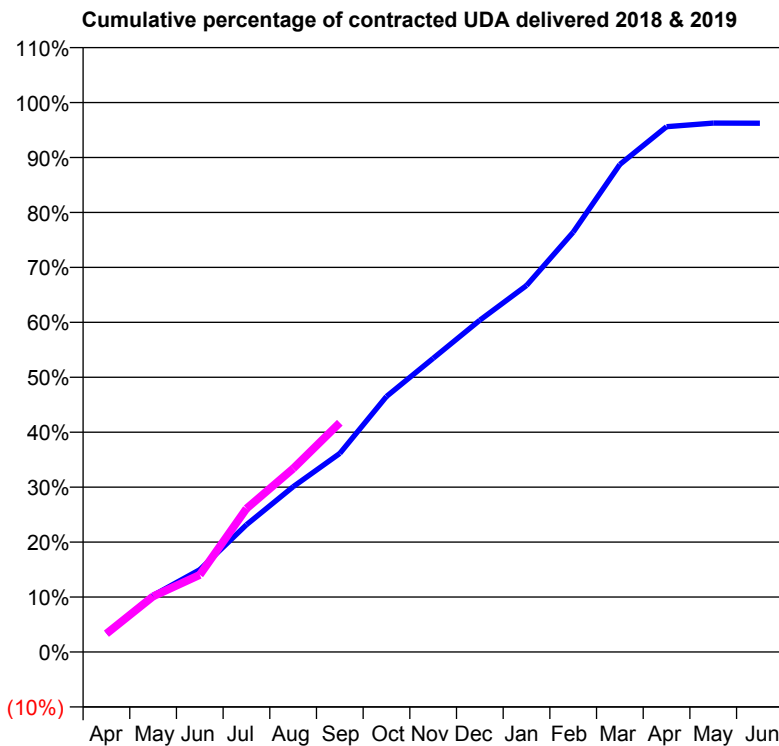
18/19 Contracted general activity (UDA)	7,000
Carry forward general activity (UDA)	0
18/19 Contracted orthodontic activity (UOA)	0
Carry forward orthodontic activity (UOA)	0
Baseline contract value	£203,355.34

ACCESS*

Patients seen in 24 months	Total	Change since previous quarter
Quarter ending September 2017	2,609	
Quarter ending December 2017	2,610	→
Quarter ending March 2018	2,789	↑
Quarter ending June 2018	2,768	→
Quarter ending September 2018	2,789	→
Variance since September 2017	6.9%	↑



ACTIVITY



Month	Adjusted Scheduled Activity (UDA)	
	2018	2019
April	239	234
May	721	709
June	1,050	983
July	1,622	1,826
August	2,105	2,337
September	2,529	2,921
October	3,255	
November	3,742	
December	4,227	
January	4,669	
February	5,348	
March	6,211	
April	6,691	
May	6,737	
June	6,736	

QUALITY

	Quantity	Base Number	Contract	AT	Region	England
% of FP17s for the same patient ID Re-attending within 3 months - Children	42	754	5.6%	9.4%	12.2%	11.6%
% of FP17s for the same patient ID Re-attending within 3 months - Adults	227	1,529	14.8%	12.8%	15.8%	15.5%
% of FP17s for the same patient ID Re-attending between 3 & 9 months - Children	533	754	70.7%	63.3%	60.3%	58.8%
% of FP17s for the same patient ID Re-attending between 3 & 9 months - Adults	945	1,529	61.8%	55.1%	53.5%	51.1%
% of FP17s for Band 1 Urgent Courses	93	1,963	4.7%	7.6%	9.1%	9.0%
% of FP17s Relating to Free Repair or Replacements	5	1,963	0.3%	0.9%	1.0%	0.8%
% of FP17s Relating to Continuations	0	1,963	0.0%	0.9%	1.0%	0.9%
% of Patients satisfied with the dentistry they have received	4	4	N/A	94.0%	93.6%	93.3%
% of Patients satisfied with the time they had to wait for an appointment	4	4	N/A	89.0%	89.8%	88.9%

* This is based on patients treated on this contract for their most recent course of treatment. Figures in italics indicate the base number of FP17s or Patient Questionnaire responses are less than 100. N/A is shown where the base number of responses is less than 10 during the period. % is calculated as Quantity/Base number*100

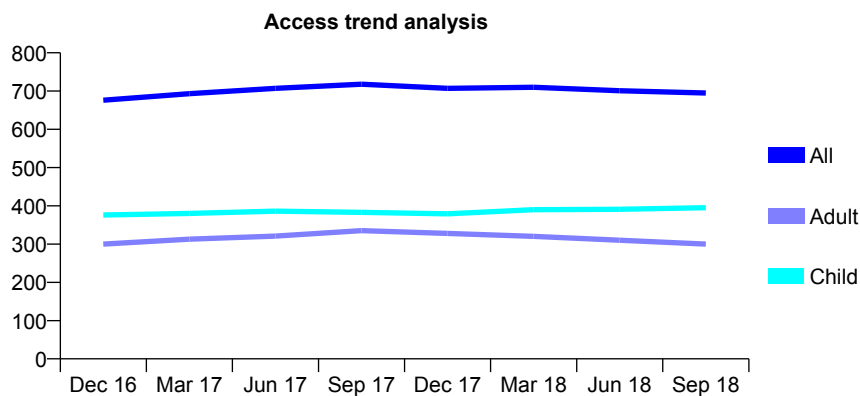
Q50 - Vital Signs At a Glance Contract Report for 620610/0001 - September 2018

Name or company name	MR S OSBORNE
Contract type name	GDS Contract
Purpose of contract	General
Contract start date	01/04/2006
Contract end date	

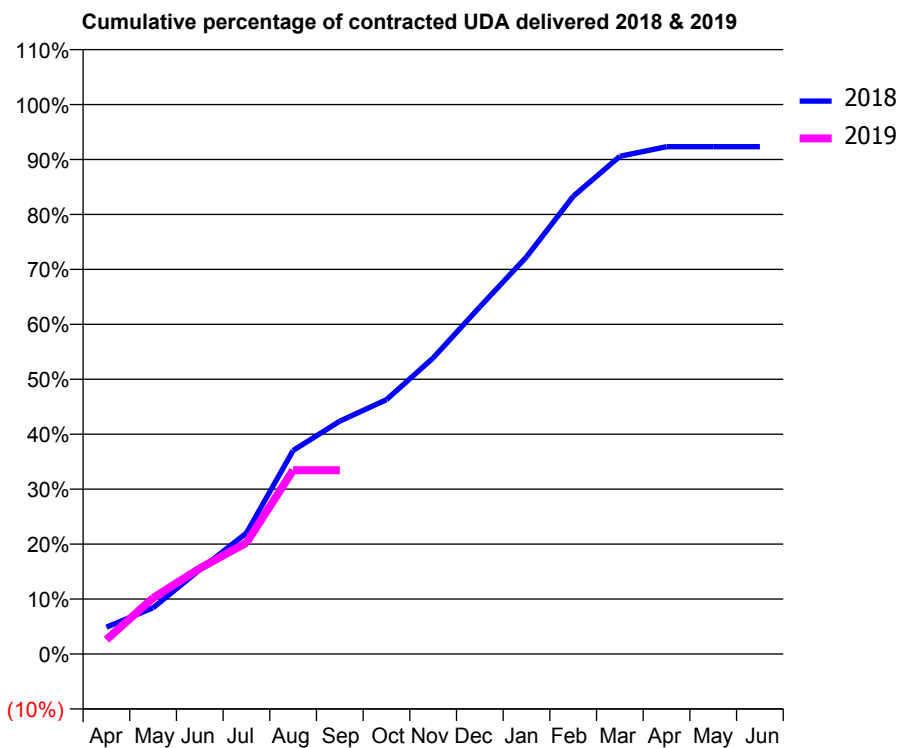
18/19 Contracted general activity (UDA)	1,600
Carry forward general activity (UDA)	0
18/19 Contracted orthodontic activity (UOA)	0
Carry forward orthodontic activity (UOA)	0
Baseline contract value	£37,050.23

ACCESS*

Patients seen in 24 months	Total	Change since previous quarter
Quarter ending September 2017	718	
Quarter ending December 2017	707	↓
Quarter ending March 2018	710	→
Quarter ending June 2018	701	↓
Quarter ending September 2018	695	→
Variance since September 2017	(3.2%)	↓



ACTIVITY



Adjusted Scheduled Activity (UDA)		
Month	2018	2019
April	78	42
May	135	163
June	246	250
July	352	324
August	593	535
September	678	535
October	741	
November	862	
December	1,011	
January	1,156	
February	1,333	
March	1,449	
April	1,477	
May	1,477	
June	1,477	

QUALITY

	Quantity	Base Number	Contract	AT	Region	England
% of FP17s for the same patient ID Re-attending within 3 months - Children	18	280	6.4%	9.4%	12.2%	11.6%
% of FP17s for the same patient ID Re-attending within 3 months - Adults	20	136	14.7%	12.8%	15.8%	15.5%
% of FP17s for the same patient ID Re-attending between 3 & 9 months - Children	196	280	70.0%	63.3%	60.3%	58.8%
% of FP17s for the same patient ID Re-attending between 3 & 9 months - Adults	62	136	45.6%	55.1%	53.5%	51.1%
% of FP17s for Band 1 Urgent Courses	21	397	5.3%	7.6%	9.1%	9.0%
% of FP17s Relating to Free Repair or Replacements	0	397	0.0%	0.9%	1.0%	0.8%
% of FP17s Relating to Continuations	3	397	0.8%	0.9%	1.0%	0.9%
% of Patients satisfied with the dentistry they have received	0	0	N/A	94.0%	93.6%	93.3%
% of Patients satisfied with the time they had to wait for an appointment	0	0	N/A	89.0%	89.8%	88.9%

* This is based on patients treated on this contract for their most recent course of treatment. Figures in italics indicate the base number of FP17s or Patient Questionnaire responses are less than 100. N/A is shown where the base number of responses is less than 10 during the period. % is calculated as Quantity/Base number*100

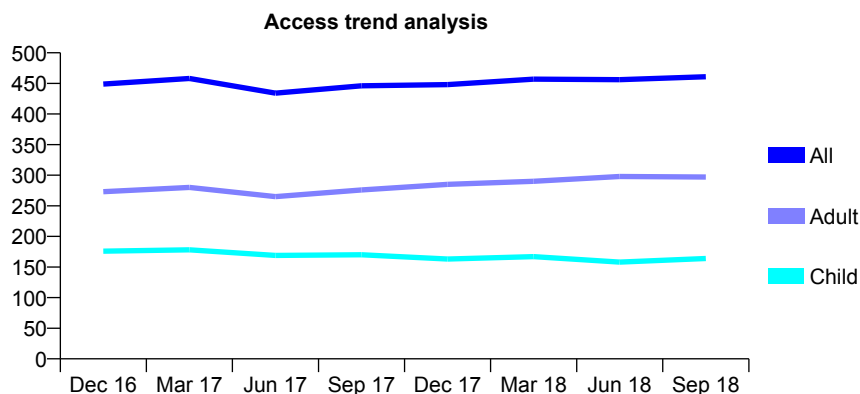
Q50 - Vital Signs At a Glance Contract Report for 632201/0001 - September 2018

Name or company name	MRS FC HEYLINGS
Contract type name	GDS Contract
Purpose of contract	General
Contract start date	01/04/2006
Contract end date	

18/19 Contracted general activity (UDA)	960
Carry forward general activity (UDA)	0
18/19 Contracted orthodontic activity (UOA)	0
Carry forward orthodontic activity (UOA)	0
Baseline contract value	£24,032.15

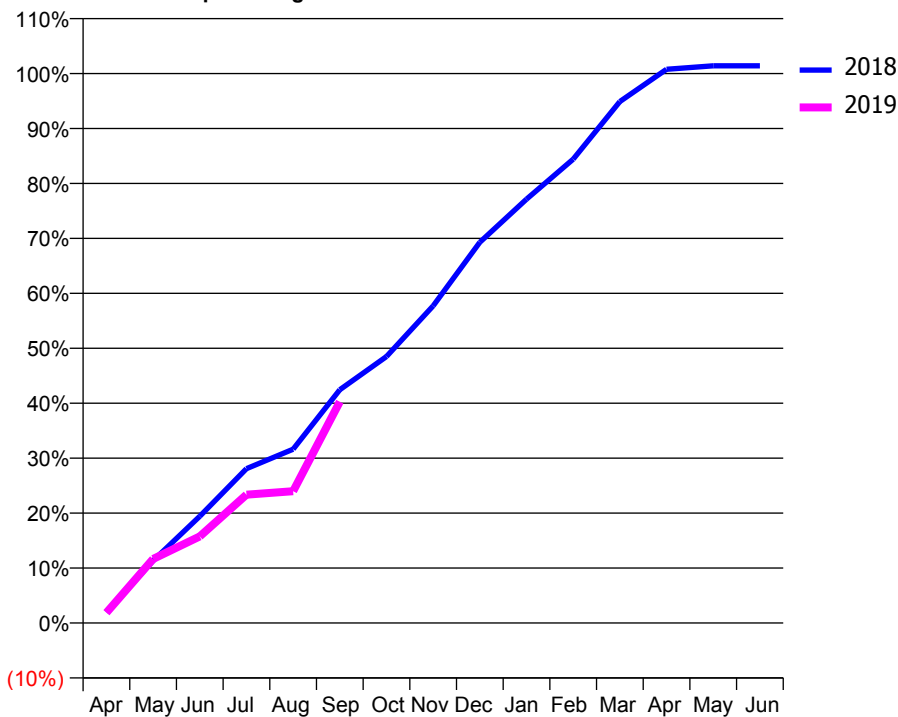
ACCESS*

Patients seen in 24 months	Total	Change since previous quarter
Quarter ending September 2017	446	
Quarter ending December 2017	448	→
Quarter ending March 2018	457	↑
Quarter ending June 2018	456	→
Quarter ending September 2018	461	→
Variance since September 2017	3.4%	↑



ACTIVITY

Cumulative percentage of contracted UDA delivered 2018 & 2019



Adjusted Scheduled Activity (UDA)

Month	2018	2019
April	19	18
May	109	112
June	186	151
July	270	224
August	304	230
September	408	387
October	466	
November	554	
December	665	
January	740	
February	810	
March	911	
April	967	
May	973	
June	973	

QUALITY

	Quantity	Base Number	Contract	AT	Region	England
% of FP17s for the same patient ID Re-attending within 3 months - Children	2	91	2.2%	9.4%	12.2%	11.6%
% of FP17s for the same patient ID Re-attending within 3 months - Adults	16	175	9.1%	12.8%	15.8%	15.5%
% of FP17s for the same patient ID Re-attending between 3 & 9 months - Children	43	91	47.3%	63.3%	60.3%	58.8%
% of FP17s for the same patient ID Re-attending between 3 & 9 months - Adults	85	175	48.6%	55.1%	53.5%	51.1%
% of FP17s for Band 1 Urgent Courses	8	230	3.5%	7.6%	9.1%	9.0%
% of FP17s Relating to Free Repair or Replacements	0	230	0.0%	0.9%	1.0%	0.8%
% of FP17s Relating to Continuations	0	230	0.0%	0.9%	1.0%	0.9%
% of Patients satisfied with the dentistry they have received	1	1	N/A	94.0%	93.6%	93.3%
% of Patients satisfied with the time they had to wait for an appointment	1	1	N/A	89.0%	89.8%	88.9%

* This is based on patients treated on this contract for their most recent course of treatment. Figures in italics indicate the base number of FP17s or Patient Questionnaire responses are less than 100. N/A is shown where the base number of responses is less than 10 during the period. % is calculated as Quantity/Base number*100

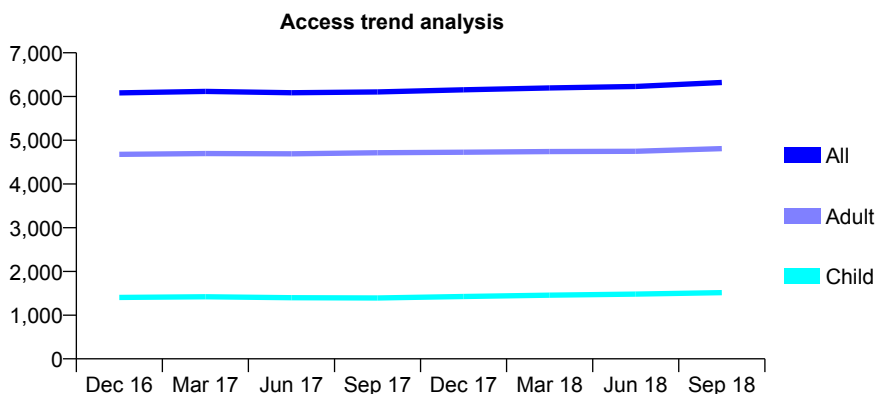
Q50 - Vital Signs At a Glance Contract Report for 638536/0001 - September 2018

Name or company name	MR B WILSON
Contract type name	GDS Contract
Purpose of contract	General
Contract start date	01/04/2006
Contract end date	

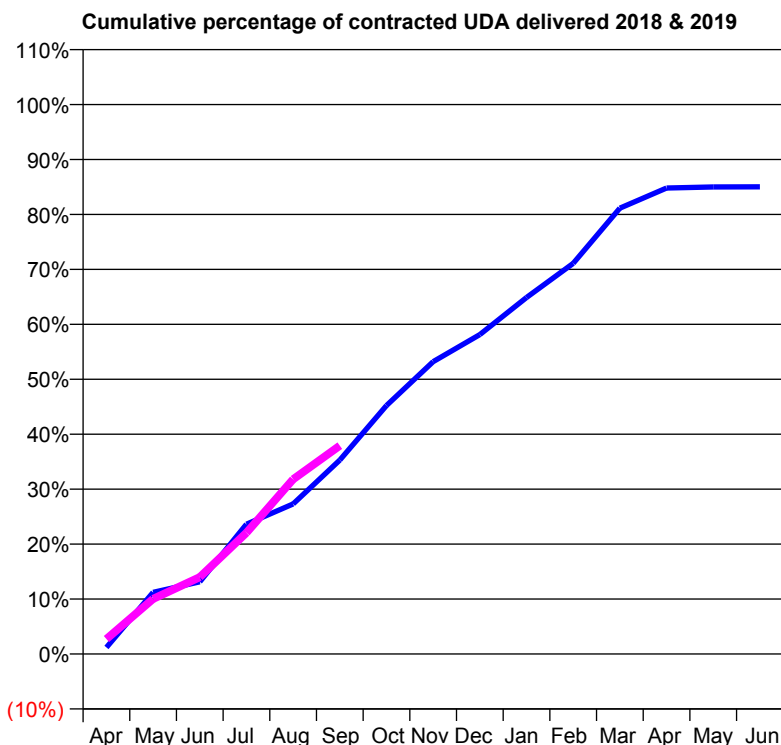
18/19 Contracted general activity (UDA)	27,839
Carry forward general activity (UDA)	0
18/19 Contracted orthodontic activity (UOA)	0
Carry forward orthodontic activity (UOA)	0
Baseline contract value	£586,336.56

ACCESS*

Patients seen in 24 months	Total	Change since previous quarter
Quarter ending September 2017	6,105	
Quarter ending December 2017	6,154	→
Quarter ending March 2018	6,195	→
Quarter ending June 2018	6,229	→
Quarter ending September 2018	6,321	→
Variance since September 2017	3.5%	↑



ACTIVITY



Adjusted Scheduled Activity (UDA)		
Month	2018	2019
April	334	758
May	3,122	2,794
June	3,658	3,893
July	6,574	6,146
August	7,606	8,853
September	9,826	10,558
October	12,588	
November	14,811	
December	16,181	
January	18,064	
February	19,788	
March	22,589	
April	23,609	
May	23,665	
June	23,666	

QUALITY

	Quantity	Base Number	Contract	AT	Region	England
% of FP17s for the same patient ID Re-attending within 3 months - Children	122	1,249	9.8%	9.4%	12.2%	11.6%
% of FP17s for the same patient ID Re-attending within 3 months - Adults	536	3,841	14.0%	12.8%	15.8%	15.5%
% of FP17s for the same patient ID Re-attending between 3 & 9 months - Children	800	1,249	64.1%	63.3%	60.3%	58.8%
% of FP17s for the same patient ID Re-attending between 3 & 9 months - Adults	2,470	3,841	64.3%	55.1%	53.5%	51.1%
% of FP17s for Band 1 Urgent Courses	152	4,554	3.3%	7.6%	9.1%	9.0%
% of FP17s Relating to Free Repair or Replacements	132	4,554	2.9%	0.9%	1.0%	0.8%
% of FP17s Relating to Continuations	6	4,554	0.1%	0.9%	1.0%	0.9%
% of Patients satisfied with the dentistry they have received	14	15	93.3%	94.0%	93.6%	93.3%
% of Patients satisfied with the time they had to wait for an appointment	15	15	100.0%	89.0%	89.8%	88.9%

* This is based on patients treated on this contract for their most recent course of treatment. Figures in italics indicate the base number of FP17s or Patient Questionnaire responses are less than 100. N/A is shown where the base number of responses is less than 10 during the period. % is calculated as Quantity/Base number*100

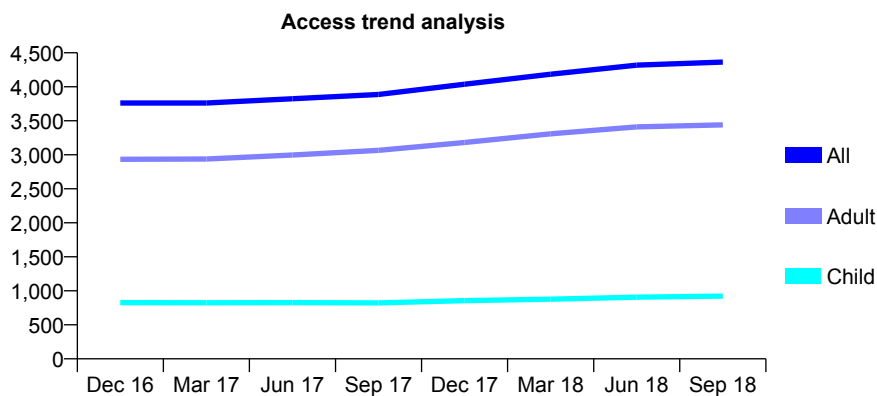
Q50 - Vital Signs At a Glance Contract Report for 643173/0001 - September 2018

Name or company name	The White House Dental Practice
Contract type name	GDS Contract
Purpose of contract	General
Contract start date	01/04/2006
Contract end date	

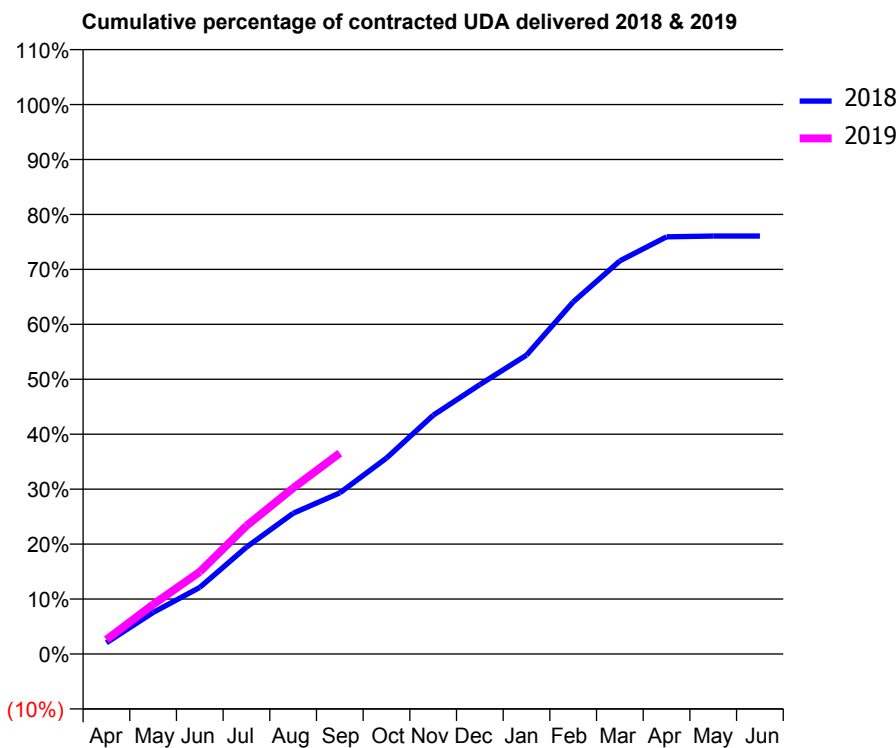
18/19 Contracted general activity (UDA)	19,500
Carry forward general activity (UDA)	0
18/19 Contracted orthodontic activity (UOA)	0
Carry forward orthodontic activity (UOA)	0
Baseline contract value	£660,045.95

ACCESS*

Patients seen in 24 months	Total	Change since previous quarter
Quarter ending September 2017	3,887	
Quarter ending December 2017	4,038	↑
Quarter ending March 2018	4,186	↑
Quarter ending June 2018	4,318	↑
Quarter ending September 2018	4,363	→
Variance since September 2017	12.2%	↑



ACTIVITY



Month	Adjusted Scheduled Activity (UDA)	
	2018	2019
April	401	507
May	1,475	1,756
June	2,363	2,915
July	3,792	4,551
August	4,994	5,887
September	5,717	7,130
October	6,954	
November	8,474	
December	9,561	
January	10,605	
February	12,494	
March	13,953	
April	14,803	
May	14,830	
June	14,834	

QUALITY

	Quantity	Base Number	Contract	AT	Region	England
% of FP17s for the same patient ID Re-attending within 3 months - Children	40	662	6.0%	9.4%	12.2%	11.6%
% of FP17s for the same patient ID Re-attending within 3 months - Adults	335	2,346	14.3%	12.8%	15.8%	15.5%
% of FP17s for the same patient ID Re-attending between 3 & 9 months - Children	395	662	59.7%	63.3%	60.3%	58.8%
% of FP17s for the same patient ID Re-attending between 3 & 9 months - Adults	1,235	2,346	52.6%	55.1%	53.5%	51.1%
% of FP17s for Band 1 Urgent Courses	312	2,722	11.5%	7.6%	9.1%	9.0%
% of FP17s Relating to Free Repair or Replacements	41	2,722	1.5%	0.9%	1.0%	0.8%
% of FP17s Relating to Continuations	56	2,722	2.1%	0.9%	1.0%	0.9%
% of Patients satisfied with the dentistry they have received	3	3	N/A	94.0%	93.6%	93.3%
% of Patients satisfied with the time they had to wait for an appointment	3	3	N/A	89.0%	89.8%	88.9%

* This is based on patients treated on this contract for their most recent course of treatment. Figures in italics indicate the base number of FP17s or Patient Questionnaire responses are less than 100. N/A is shown where the base number of responses is less than 10 during the period. % is calculated as Quantity/Base number*100

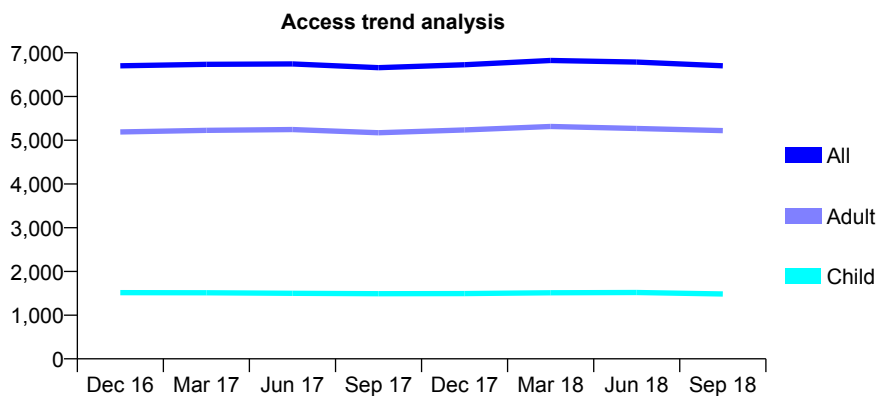
Q50 - Vital Signs At a Glance Contract Report for 643181/0002 - September 2018

Name or company name	MR RP BERRY
Contract type name	GDS Contract
Purpose of contract	General
Contract start date	01/04/2006
Contract end date	

18/19 Contracted general activity (UDA)	17,500
Carry forward general activity (UDA)	0
18/19 Contracted orthodontic activity (UOA)	0
Carry forward orthodontic activity (UOA)	0
Baseline contract value	£527,244.61

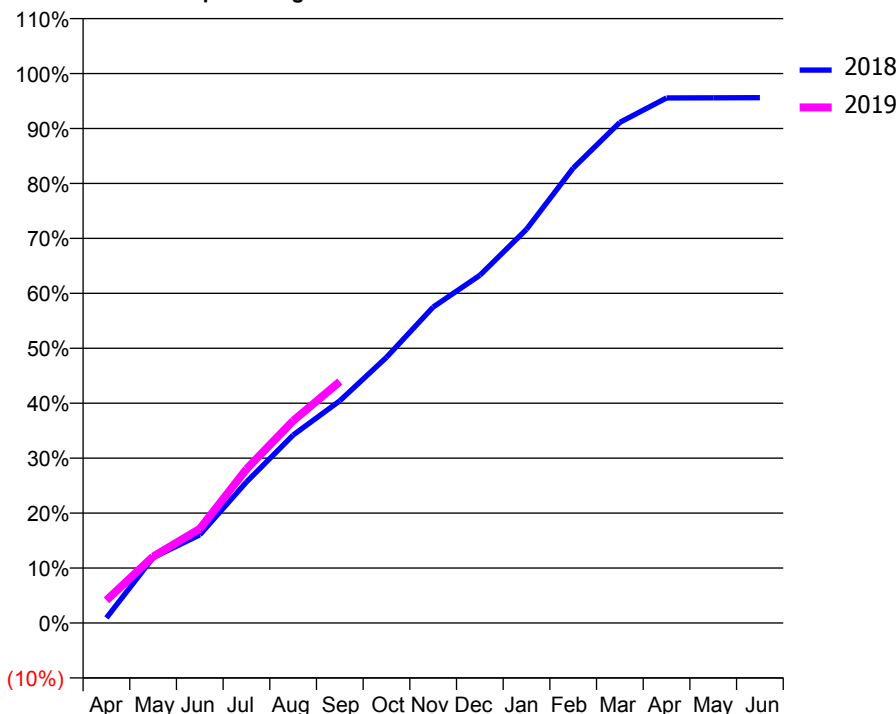
ACCESS*

Patients seen in 24 months	Total	Change since previous quarter
Quarter ending September 2017	6,661	
Quarter ending December 2017	6,728	→
Quarter ending March 2018	6,824	→
Quarter ending June 2018	6,787	→
Quarter ending September 2018	6,704	↓
Variance since September 2017	0.6%	→



ACTIVITY

Cumulative percentage of contracted UDA delivered 2018 & 2019



Month	Adjusted Scheduled Activity (UDA)	
	2018	2019
April	164	725
May	2,082	2,119
June	2,809	2,999
July	4,491	4,902
August	5,987	6,441
September	7,078	7,688
October	8,462	
November	10,062	
December	11,073	
January	12,536	
February	14,487	
March	15,946	
April	16,721	
May	16,728	
June	16,729	

QUALITY

	Quantity	Base Number	Contract	AT	Region	England
% of FP17s for the same patient ID Re-attending within 3 months - Children	82	1,133	7.2%	9.4%	12.2%	11.6%
% of FP17s for the same patient ID Re-attending within 3 months - Adults	493	3,835	12.9%	12.8%	15.8%	15.5%
% of FP17s for the same patient ID Re-attending between 3 & 9 months - Children	773	1,133	68.2%	63.3%	60.3%	58.8%
% of FP17s for the same patient ID Re-attending between 3 & 9 months - Adults	2,067	3,835	53.9%	55.1%	53.5%	51.1%
% of FP17s for Band 1 Urgent Courses	421	4,039	10.4%	7.6%	9.1%	9.0%
% of FP17s Relating to Free Repair or Replacements	47	4,039	1.2%	0.9%	1.0%	0.8%
% of FP17s Relating to Continuations	32	4,039	0.8%	0.9%	1.0%	0.9%
% of Patients satisfied with the dentistry they have received	13	14	92.9%	94.0%	93.6%	93.3%
% of Patients satisfied with the time they had to wait for an appointment	13	14	92.9%	89.0%	89.8%	88.9%

* This is based on patients treated on this contract for their most recent course of treatment. Figures in italics indicate the base number of FP17s or Patient Questionnaire responses are less than 100. N/A is shown where the base number of responses is less than 10 during the period. % is calculated as Quantity/Base number*100

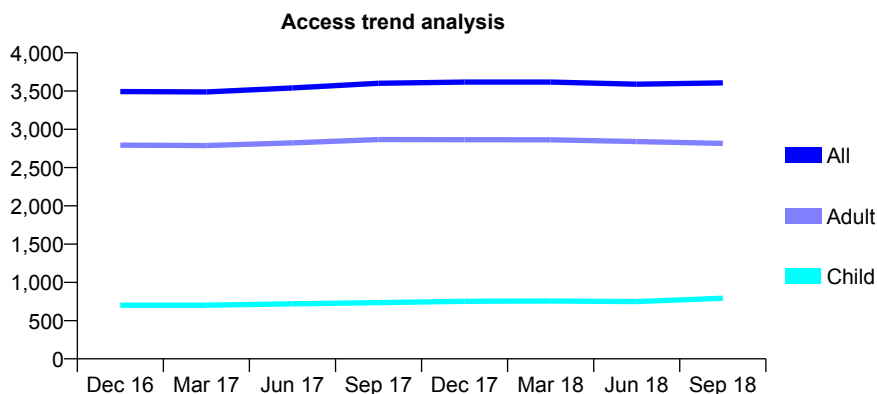
Q50 - Vital Signs At a Glance Contract Report for 648647/0001 - September 2018

Name or company name	Dental Design Studio
Contract type name	GDS Contract
Purpose of contract	General
Contract start date	01/04/2006
Contract end date	

18/19 Contracted general activity (UDA)	8,752
Carry forward general activity (UDA)	0
18/19 Contracted orthodontic activity (UOA)	0
Carry forward orthodontic activity (UOA)	0
Baseline contract value	£272,473.82

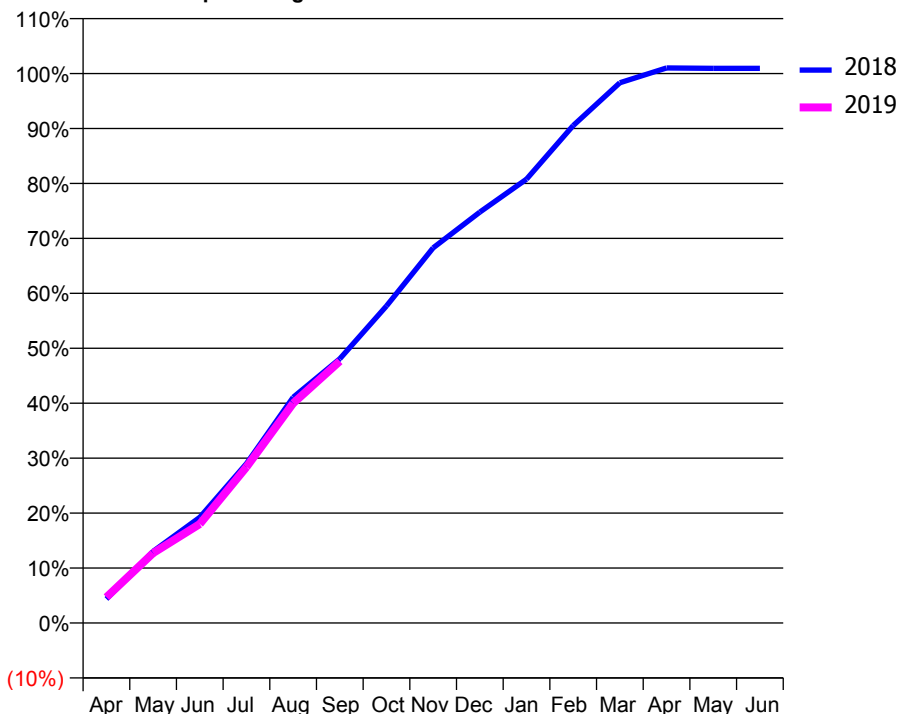
ACCESS*

Patients seen in 24 months	Total	Change since previous quarter
Quarter ending September 2017	3,601	
Quarter ending December 2017	3,617	→
Quarter ending March 2018	3,617	→
Quarter ending June 2018	3,589	→
Quarter ending September 2018	3,607	→
Variance since September 2017	0.2%	→



ACTIVITY

Cumulative percentage of contracted UDA delivered 2018 & 2019



Month	Adjusted Scheduled Activity (UDA)	
	2018	2019
April	382	410
May	1,142	1,113
June	1,683	1,577
July	2,539	2,484
August	3,594	3,499
September	4,209	4,170
October	5,050	
November	5,976	
December	6,544	
January	7,070	
February	7,922	
March	8,604	
April	8,841	
May	8,835	
June	8,834	

QUALITY

	Quantity	Base Number	Contract	AT	Region	England
% of FP17s for the same patient ID Re-attending within 3 months - Children	16	652	2.5%	9.4%	12.2%	11.6%
% of FP17s for the same patient ID Re-attending within 3 months - Adults	69	1,716	4.0%	12.8%	15.8%	15.5%
% of FP17s for the same patient ID Re-attending between 3 & 9 months - Children	443	652	67.9%	63.3%	60.3%	58.8%
% of FP17s for the same patient ID Re-attending between 3 & 9 months - Adults	478	1,716	27.9%	55.1%	53.5%	51.1%
% of FP17s for Band 1 Urgent Courses	82	2,229	3.7%	7.6%	9.1%	9.0%
% of FP17s Relating to Free Repair or Replacements	2	2,229	0.1%	0.9%	1.0%	0.8%
% of FP17s Relating to Continuations	2	2,229	0.1%	0.9%	1.0%	0.9%
% of Patients satisfied with the dentistry they have received	1	1	N/A	94.0%	93.6%	93.3%
% of Patients satisfied with the time they had to wait for an appointment	1	1	N/A	89.0%	89.8%	88.9%

* This is based on patients treated on this contract for their most recent course of treatment. Figures in italics indicate the base number of FP17s or Patient Questionnaire responses are less than 100. N/A is shown where the base number of responses is less than 10 during the period. % is calculated as Quantity/Base number*100

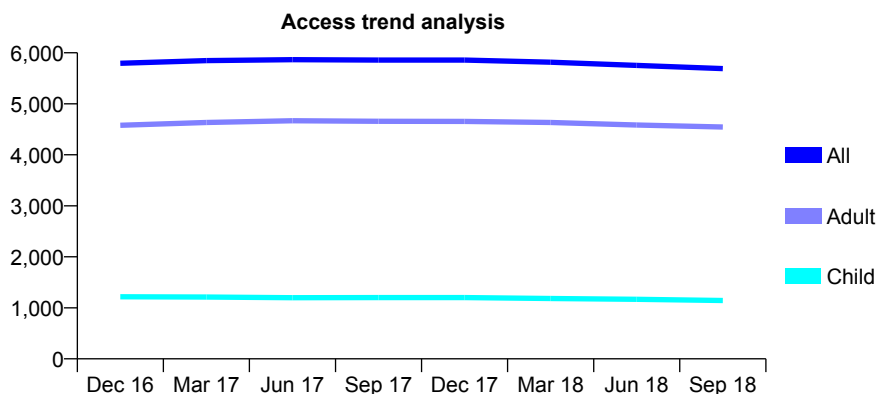
Q50 - Vital Signs At a Glance Contract Report for 651311/0001 - September 2018

Name or company name	MR MA AMOS
Contract type name	GDS Contract
Purpose of contract	General
Contract start date	01/04/2006
Contract end date	

18/19 Contracted general activity (UDA)	14,800
Carry forward general activity (UDA)	0
18/19 Contracted orthodontic activity (UOA)	0
Carry forward orthodontic activity (UOA)	0
Baseline contract value	£346,269.66

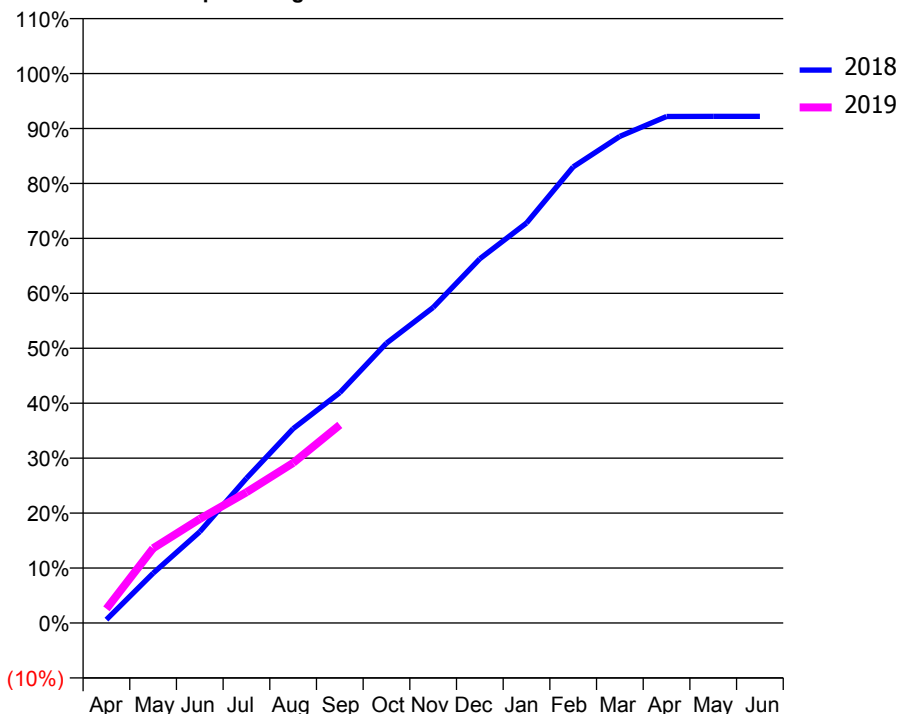
ACCESS*

Patients seen in 24 months	Total	Change since previous quarter
Quarter ending September 2017	5,858	
Quarter ending December 2017	5,858	→
Quarter ending March 2018	5,816	→
Quarter ending June 2018	5,753	↓
Quarter ending September 2018	5,690	↓
Variance since September 2017	(2.9%)	↓



ACTIVITY

Cumulative percentage of contracted UDA delivered 2018 & 2019



Month	Adjusted Scheduled Activity (UDA)	
	2018	2019
April	93	384
May	1,342	2,015
June	2,459	2,804
July	3,898	3,520
August	5,233	4,311
September	6,203	5,335
October	7,537	
November	8,499	
December	9,810	
January	10,774	
February	12,284	
March	13,108	
April	13,643	
May	13,646	
June	13,646	

QUALITY

	Quantity	Base Number	Contract	AT	Region	England
% of FP17s for the same patient ID Re-attending within 3 months - Children	82	982	8.4%	9.4%	12.2%	11.6%
% of FP17s for the same patient ID Re-attending within 3 months - Adults	453	3,253	13.9%	12.8%	15.8%	15.5%
% of FP17s for the same patient ID Re-attending between 3 & 9 months - Children	695	982	70.8%	63.3%	60.3%	58.8%
% of FP17s for the same patient ID Re-attending between 3 & 9 months - Adults	1,759	3,253	54.1%	55.1%	53.5%	51.1%
% of FP17s for Band 1 Urgent Courses	108	3,097	3.5%	7.6%	9.1%	9.0%
% of FP17s Relating to Free Repair or Replacements	27	3,097	0.9%	0.9%	1.0%	0.8%
% of FP17s Relating to Continuations	15	3,097	0.5%	0.9%	1.0%	0.9%
% of Patients satisfied with the dentistry they have received	8	8	N/A	94.0%	93.6%	93.3%
% of Patients satisfied with the time they had to wait for an appointment	8	8	N/A	89.0%	89.8%	88.9%

* This is based on patients treated on this contract for their most recent course of treatment. Figures in italics indicate the base number of FP17s or Patient Questionnaire responses are less than 100. N/A is shown where the base number of responses is less than 10 during the period. % is calculated as Quantity/Base number*100

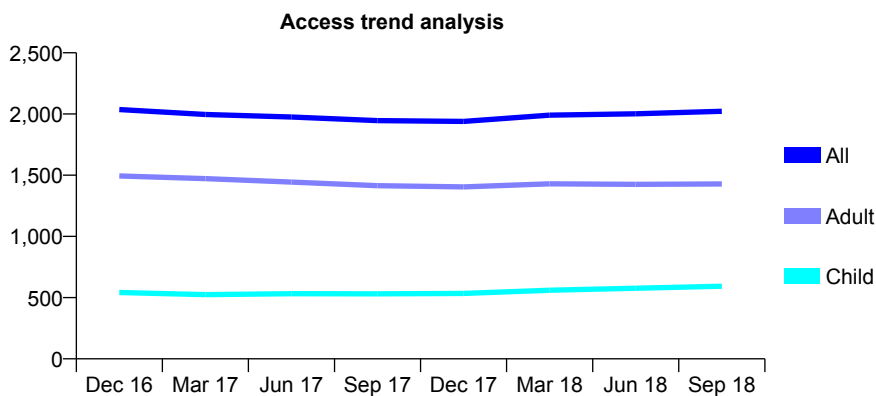
Q50 - Vital Signs At a Glance Contract Report for 651788/0001 - September 2018

Name or company name	MR A MOHAGH
Contract type name	GDS Contract
Purpose of contract	General
Contract start date	01/04/2006
Contract end date	

18/19 Contracted general activity (UDA)	5,051
Carry forward general activity (UDA)	0
18/19 Contracted orthodontic activity (UOA)	0
Carry forward orthodontic activity (UOA)	0
Baseline contract value	£129,571.50

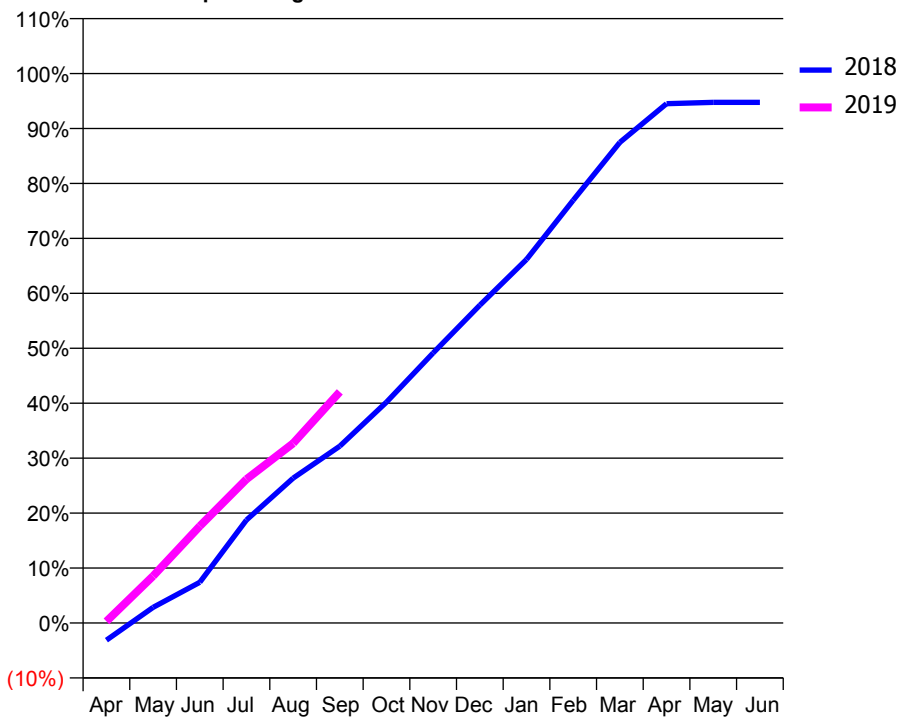
ACCESS*

Patients seen in 24 months	Total	Change since previous quarter
Quarter ending September 2017	1,946	
Quarter ending December 2017	1,939	→
Quarter ending March 2018	1,991	↑
Quarter ending June 2018	2,002	→
Quarter ending September 2018	2,022	→
Variance since September 2017	3.9%	↑



ACTIVITY

Cumulative percentage of contracted UDA delivered 2018 & 2019



Month	Adjusted Scheduled Activity (UDA)	
	2018	2019
April	-159	15
May	144	432
June	375	890
July	947	1,322
August	1,331	1,652
September	1,626	2,124
October	2,031	
November	2,483	
December	2,921	
January	3,342	
February	3,886	
March	4,418	
April	4,773	
May	4,786	
June	4,786	

QUALITY

	Quantity	Base Number	Contract	AT	Region	England
% of FP17s for the same patient ID Re-attending within 3 months - Children	73	518	14.1%	9.4%	12.2%	11.6%
% of FP17s for the same patient ID Re-attending within 3 months - Adults	59	742	8.0%	12.8%	15.8%	15.5%
% of FP17s for the same patient ID Re-attending between 3 & 9 months - Children	248	518	47.9%	63.3%	60.3%	58.8%
% of FP17s for the same patient ID Re-attending between 3 & 9 months - Adults	250	742	33.7%	55.1%	53.5%	51.1%
% of FP17s for Band 1 Urgent Courses	99	1,102	9.0%	7.6%	9.1%	9.0%
% of FP17s Relating to Free Repair or Replacements	1	1,102	0.1%	0.9%	1.0%	0.8%
% of FP17s Relating to Continuations	1	1,102	0.1%	0.9%	1.0%	0.9%
% of Patients satisfied with the dentistry they have received	1	1	N/A	94.0%	93.6%	93.3%
% of Patients satisfied with the time they had to wait for an appointment	1	1	N/A	89.0%	89.8%	88.9%

* This is based on patients treated on this contract for their most recent course of treatment. Figures in italics indicate the base number of FP17s or Patient Questionnaire responses are less than 100. N/A is shown where the base number of responses is less than 10 during the period. % is calculated as Quantity/Base number*100

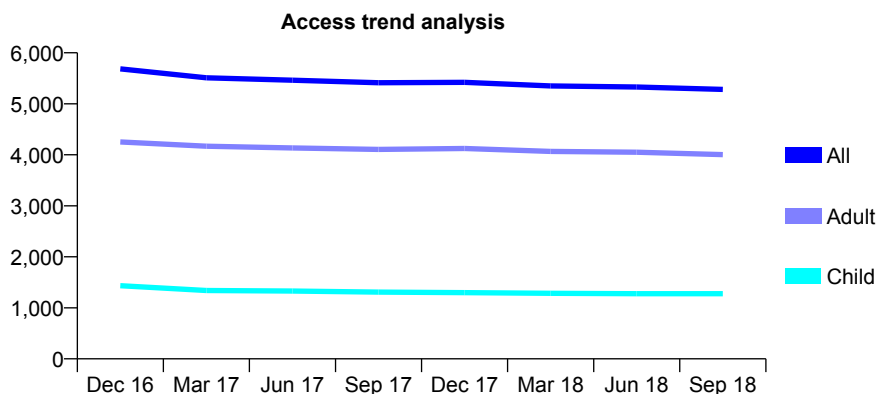
Q50 - Vital Signs At a Glance Contract Report for 678473/0001 - September 2018

Name or company name	MR TJ SPENCE
Contract type name	GDS Contract
Purpose of contract	General
Contract start date	01/04/2006
Contract end date	

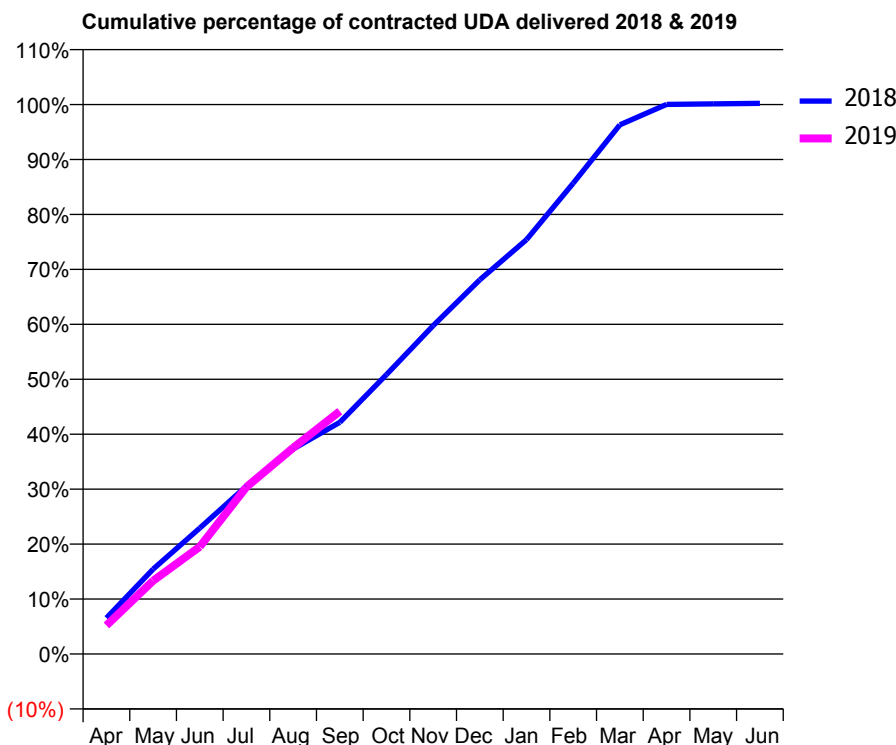
18/19 Contracted general activity (UDA)	16,050
Carry forward general activity (UDA)	0
18/19 Contracted orthodontic activity (UOA)	0
Carry forward orthodontic activity (UOA)	0
Baseline contract value	£451,509.89

ACCESS*

Patients seen in 24 months	Total	Change since previous quarter
Quarter ending September 2017	5,414	
Quarter ending December 2017	5,421	→
Quarter ending March 2018	5,351	↓
Quarter ending June 2018	5,329	→
Quarter ending September 2018	5,282	→
Variance since September 2017	(2.4%)	↓



ACTIVITY



Adjusted Scheduled Activity (UDA)		
Month	2018	2019
April	1,054	837
May	2,480	2,141
June	3,681	3,135
July	4,906	4,877
August	5,989	6,023
September	6,769	7,090
October	8,163	
November	9,591	
December	10,932	
January	12,104	
February	13,750	
March	15,458	
April	16,053	
May	16,069	
June	16,082	

QUALITY

	Quantity	Base Number	Contract	AT	Region	England
% of FP17s for the same patient ID Re-attending within 3 months - Children	81	1,088	7.4%	9.4%	12.2%	11.6%
% of FP17s for the same patient ID Re-attending within 3 months - Adults	360	3,153	11.4%	12.8%	15.8%	15.5%
% of FP17s for the same patient ID Re-attending between 3 & 9 months - Children	766	1,088	70.4%	63.3%	60.3%	58.8%
% of FP17s for the same patient ID Re-attending between 3 & 9 months - Adults	2,196	3,153	69.6%	55.1%	53.5%	51.1%
% of FP17s for Band 1 Urgent Courses	205	3,941	5.2%	7.6%	9.1%	9.0%
% of FP17s Relating to Free Repair or Replacements	63	3,941	1.6%	0.9%	1.0%	0.8%
% of FP17s Relating to Continuations	51	3,941	1.3%	0.9%	1.0%	0.9%
% of Patients satisfied with the dentistry they have received	1	1	N/A	94.0%	93.6%	93.3%
% of Patients satisfied with the time they had to wait for an appointment	1	1	N/A	89.0%	89.8%	88.9%

* This is based on patients treated on this contract for their most recent course of treatment. Figures in italics indicate the base number of FP17s or Patient Questionnaire responses are less than 100. N/A is shown where the base number of responses is less than 10 during the period. % is calculated as Quantity/Base number*100

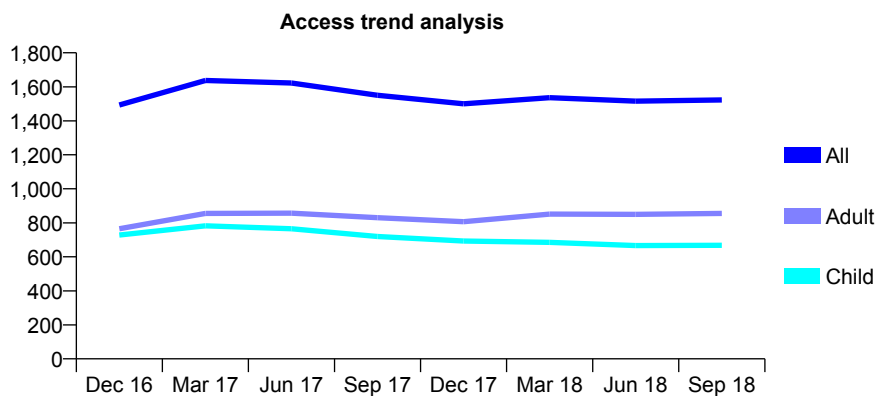
Q50 - Vital Signs At a Glance Contract Report for 678473/0002 - September 2018

Name or company name	MR TJ SPENCE
Contract type name	GDS Contract
Purpose of contract	General
Contract start date	01/04/2006
Contract end date	

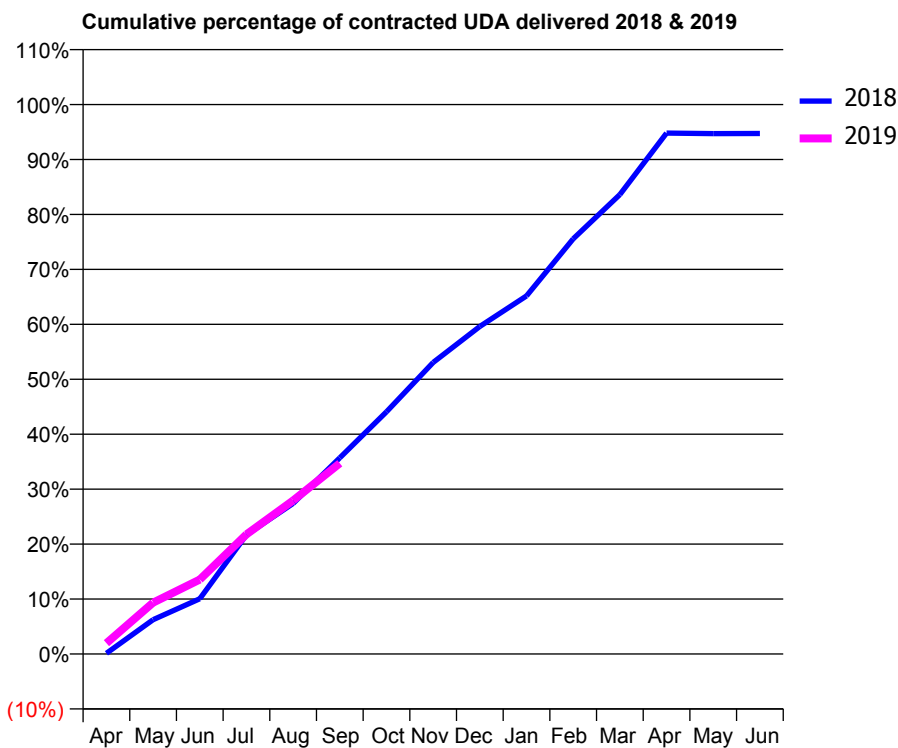
18/19 Contracted general activity (UDA)	3,787
Carry forward general activity (UDA)	0
18/19 Contracted orthodontic activity (UOA)	0
Carry forward orthodontic activity (UOA)	0
Baseline contract value	£98,558.23

ACCESS*

Patients seen in 24 months	Total	Change since previous quarter
Quarter ending September 2017	1,550	
Quarter ending December 2017	1,500	↓
Quarter ending March 2018	1,536	↑
Quarter ending June 2018	1,516	↓
Quarter ending September 2018	1,523	→
Variance since September 2017	(1.7%)	↓



ACTIVITY



Adjusted Scheduled Activity (UDA)		
Month	2018	2019
April	5	75
May	237	354
June	381	513
July	821	825
August	1,038	1,058
September	1,352	1,315
October	1,669	
November	2,010	
December	2,257	
January	2,468	
February	2,862	
March	3,167	
April	3,590	
May	3,586	
June	3,587	

QUALITY

	Quantity	Base Number	Contract	AT	Region	England
% of FP17s for the same patient ID Re-attending within 3 months - Children	34	525	6.5%	9.4%	12.2%	11.6%
% of FP17s for the same patient ID Re-attending within 3 months - Adults	48	580	8.3%	12.8%	15.8%	15.5%
% of FP17s for the same patient ID Re-attending between 3 & 9 months - Children	358	525	68.2%	63.3%	60.3%	58.8%
% of FP17s for the same patient ID Re-attending between 3 & 9 months - Adults	349	580	60.2%	55.1%	53.5%	51.1%
% of FP17s for Band 1 Urgent Courses	35	896	3.9%	7.6%	9.1%	9.0%
% of FP17s Relating to Free Repair or Replacements	10	896	1.1%	0.9%	1.0%	0.8%
% of FP17s Relating to Continuations	2	896	0.2%	0.9%	1.0%	0.9%
% of Patients satisfied with the dentistry they have received	0	1	N/A	94.0%	93.6%	93.3%
% of Patients satisfied with the time they had to wait for an appointment	1	1	N/A	89.0%	89.8%	88.9%

* This is based on patients treated on this contract for their most recent course of treatment. Figures in italics indicate the base number of FP17s or Patient Questionnaire responses are less than 100. N/A is shown where the base number of responses is less than 10 during the period. % is calculated as Quantity/Base number*100

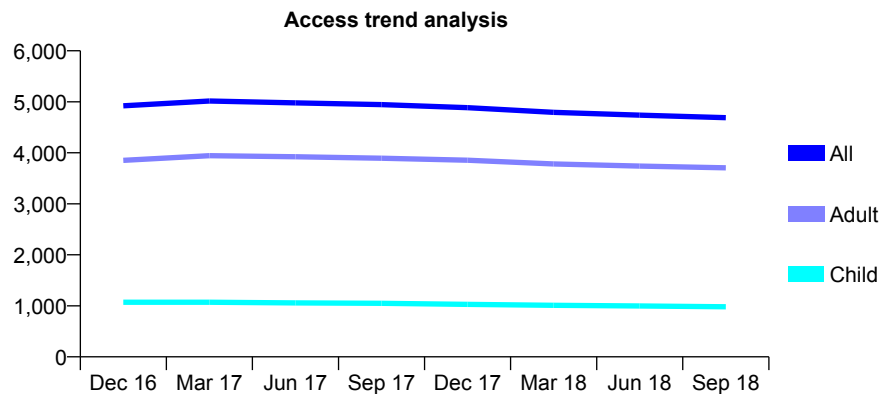
Q50 - Vital Signs At a Glance Contract Report for 682985/0001 - September 2018

Name or company name	MRS ZR BURNS
Contract type name	GDS Contract
Purpose of contract	General
Contract start date	01/04/2015
Contract end date	

18/19 Contracted general activity (UDA)	16,157
Carry forward general activity (UDA)	0
18/19 Contracted orthodontic activity (UOA)	0
Carry forward orthodontic activity (UOA)	0
Baseline contract value	£381,662.63

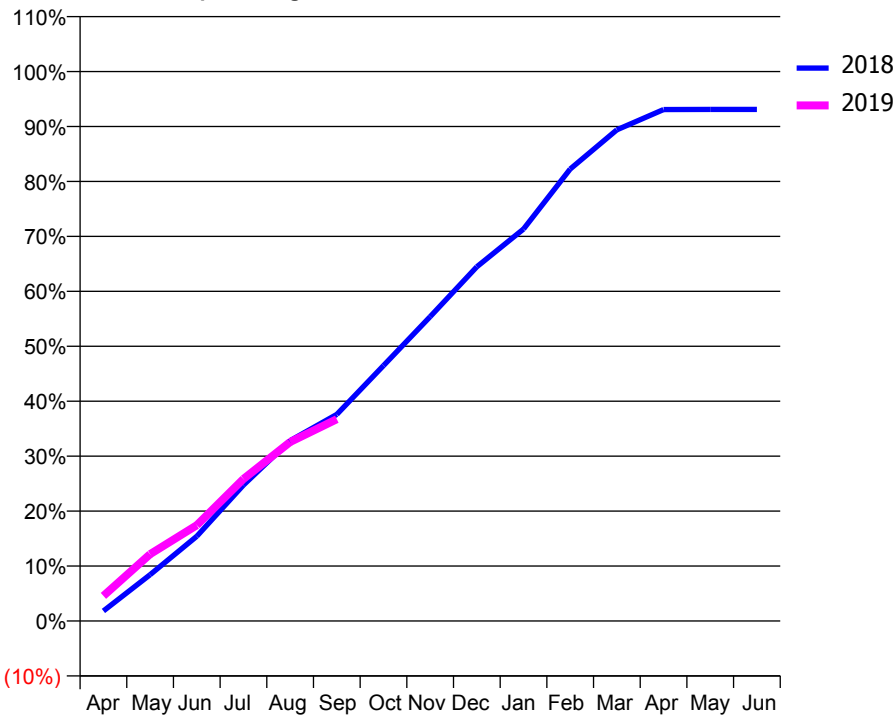
ACCESS*

Patients seen in 24 months	Total	Change since previous quarter
Quarter ending September 2017	4,945	
Quarter ending December 2017	4,885	↓
Quarter ending March 2018	4,793	↓
Quarter ending June 2018	4,738	↓
Quarter ending September 2018	4,688	↓
Variance since September 2017	(5.2%)	↓



ACTIVITY

Cumulative percentage of contracted UDA delivered 2018 & 2019



Month	Adjusted Scheduled Activity (UDA)	
	2018	2019
April	296	739
May	1,363	1,967
June	2,493	2,816
July	3,997	4,176
August	5,304	5,265
September	6,073	5,933
October	7,511	
November	8,948	
December	10,417	
January	11,527	
February	13,289	
March	14,442	
April	15,038	
May	15,042	
June	15,042	

QUALITY

	Quantity	Base Number	Contract	AT	Region	England
% of FP17s for the same patient ID Re-attending within 3 months - Children	49	769	6.4%	9.4%	12.2%	11.6%
% of FP17s for the same patient ID Re-attending within 3 months - Adults	370	2,702	13.7%	12.8%	15.8%	15.5%
% of FP17s for the same patient ID Re-attending between 3 & 9 months - Children	553	769	71.9%	63.3%	60.3%	58.8%
% of FP17s for the same patient ID Re-attending between 3 & 9 months - Adults	1,792	2,702	66.3%	55.1%	53.5%	51.1%
% of FP17s for Band 1 Urgent Courses	185	3,176	5.8%	7.6%	9.1%	9.0%
% of FP17s Relating to Free Repair or Replacements	26	3,176	0.8%	0.9%	1.0%	0.8%
% of FP17s Relating to Continuations	21	3,176	0.7%	0.9%	1.0%	0.9%
% of Patients satisfied with the dentistry they have received	2	3	N/A	94.0%	93.6%	93.3%
% of Patients satisfied with the time they had to wait for an appointment	2	3	N/A	89.0%	89.8%	88.9%

* This is based on patients treated on this contract for their most recent course of treatment. Figures in italics indicate the base number of FP17s or Patient Questionnaire responses are less than 100. N/A is shown where the base number of responses is less than 10 during the period. % is calculated as Quantity/Base number*100

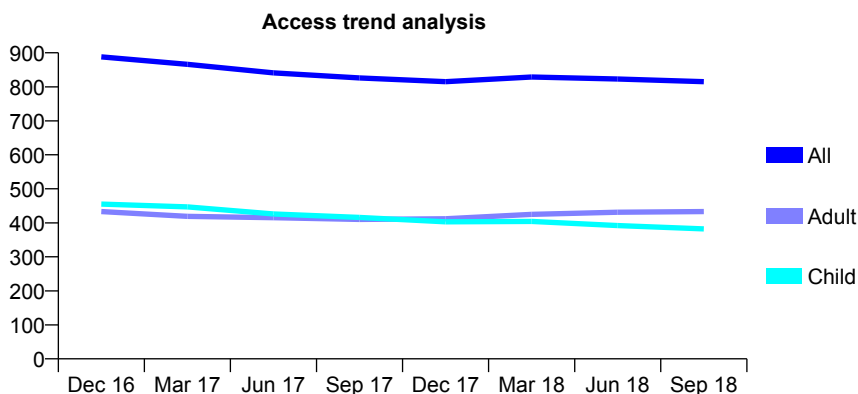
Q50 - Vital Signs At a Glance Contract Report for 706523/0001 - September 2018

Name or company name	Market Place Dentistry
Contract type name	GDS Contract
Purpose of contract	General
Contract start date	01/04/2014
Contract end date	

18/19 Contracted general activity (UDA)	2,320
Carry forward general activity (UDA)	0
18/19 Contracted orthodontic activity (UOA)	0
Carry forward orthodontic activity (UOA)	0
Baseline contract value	£64,917.02

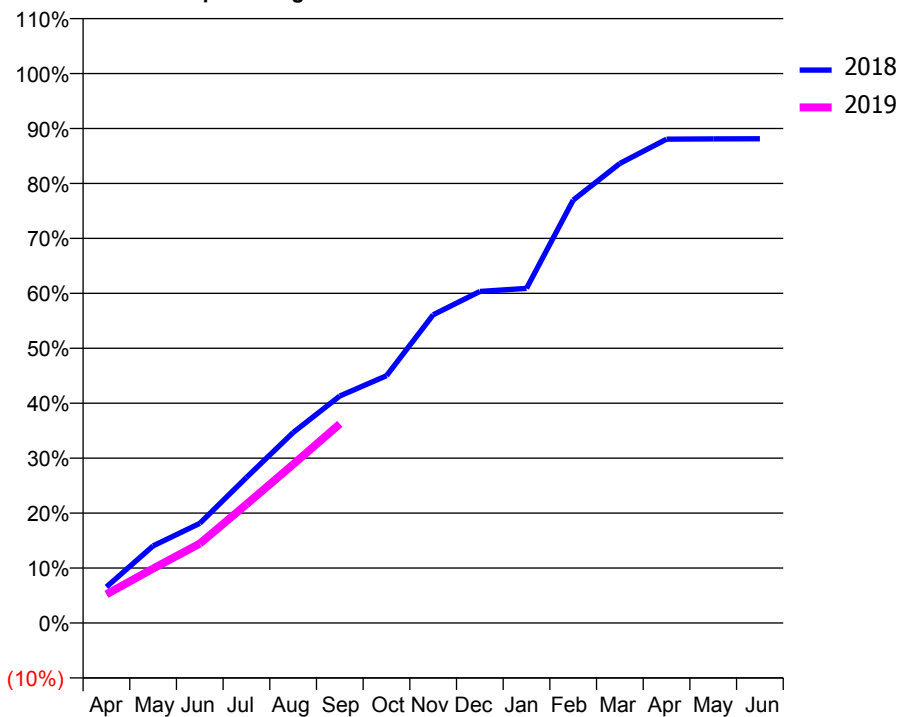
ACCESS*

Patients seen in 24 months	Total	Change since previous quarter
Quarter ending September 2017	826	
Quarter ending December 2017	815	↓
Quarter ending March 2018	829	→
Quarter ending June 2018	823	→
Quarter ending September 2018	815	→
Variance since September 2017	(1.3%)	↓



ACTIVITY

Cumulative percentage of contracted UDA delivered 2018 & 2019



Adjusted Scheduled Activity (UDA)		
Month	2018	2019
April	154	121
May	330	230
June	426	335
July	622	502
August	814	670
September	970	841
October	1,057	
November	1,317	
December	1,417	
January	1,430	
February	1,807	
March	1,964	
April	2,067	
May	2,068	
June	2,069	

QUALITY

	Quantity	Base Number	Contract	AT	Region	England
% of FP17s for the same patient ID Re-attending within 3 months - Children	15	349	4.3%	9.4%	12.2%	11.6%
% of FP17s for the same patient ID Re-attending within 3 months - Adults	52	302	17.2%	12.8%	15.8%	15.5%
% of FP17s for the same patient ID Re-attending between 3 & 9 months - Children	269	349	77.1%	63.3%	60.3%	58.8%
% of FP17s for the same patient ID Re-attending between 3 & 9 months - Adults	179	302	59.3%	55.1%	53.5%	51.1%
% of FP17s for Band 1 Urgent Courses	18	595	3.0%	7.6%	9.1%	9.0%
% of FP17s Relating to Free Repair or Replacements	0	595	0.0%	0.9%	1.0%	0.8%
% of FP17s Relating to Continuations	11	595	1.8%	0.9%	1.0%	0.9%
% of Patients satisfied with the dentistry they have received	2	2	N/A	94.0%	93.6%	93.3%
% of Patients satisfied with the time they had to wait for an appointment	2	2	N/A	89.0%	89.8%	88.9%

* This is based on patients treated on this contract for their most recent course of treatment. Figures in italics indicate the base number of FP17s or Patient Questionnaire responses are less than 100. N/A is shown where the base number of responses is less than 10 during the period. % is calculated as Quantity/Base number*100

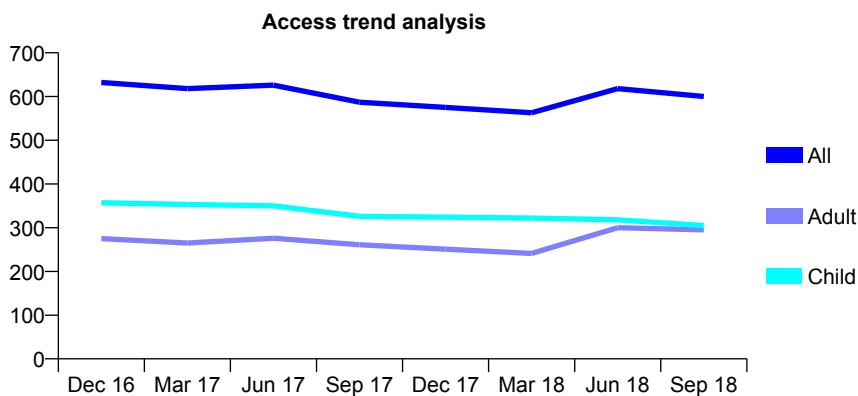
Q50 - Vital Signs At a Glance Contract Report for 725153/0002 - September 2018

Name or company name	MR DC GILKESON
Contract type name	GDS Contract
Purpose of contract	General
Contract start date	23/12/2012
Contract end date	

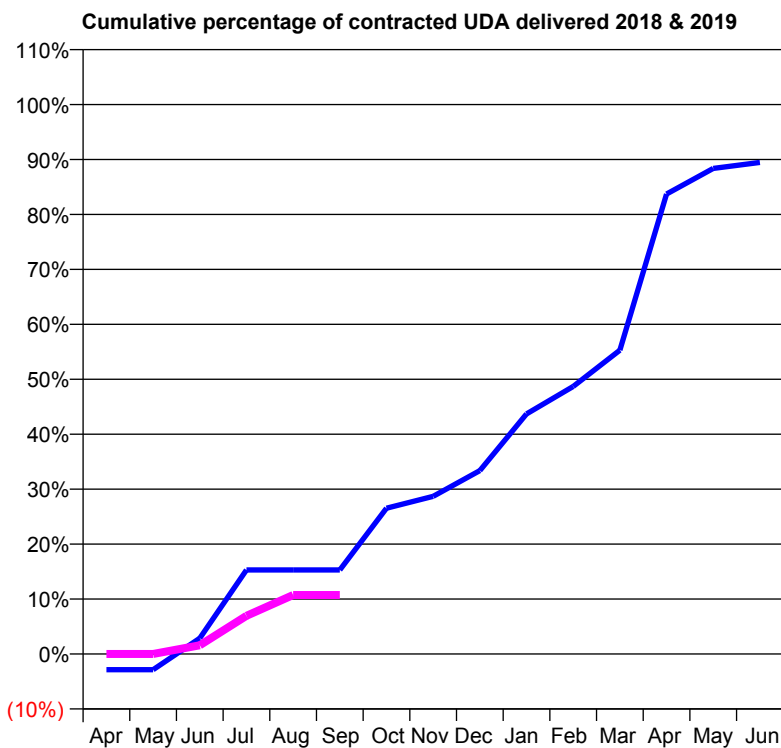
18/19 Contracted general activity (UDA)	1,390
Carry forward general activity (UDA)	0
18/19 Contracted orthodontic activity (UOA)	0
Carry forward orthodontic activity (UOA)	0
Baseline contract value	£41,832.16

ACCESS*

Patients seen in 24 months	Total	Change since previous quarter
Quarter ending September 2017	587	
Quarter ending December 2017	575	↓
Quarter ending March 2018	563	↓
Quarter ending June 2018	618	↑
Quarter ending September 2018	600	↓
Variance since September 2017	2.2%	↑



ACTIVITY



Adjusted Scheduled Activity (UDA)		
Month	2018	2019
April	-40	0
May	-40	0
June	40	22
July	213	97
August	213	149
September	213	149
October	369	
November	399	
December	464	
January	607	
February	677	
March	769	
April	1,163	
May	1,228	
June	1,243	

QUALITY

	Quantity	Base Number	Contract	AT	Region	England
% of FP17s for the same patient ID Re-attending within 3 months - Children	1	128	0.8%	9.4%	12.2%	11.6%
% of FP17s for the same patient ID Re-attending within 3 months - Adults	8	155	5.2%	12.8%	15.8%	15.5%
% of FP17s for the same patient ID Re-attending between 3 & 9 months - Children	59	128	46.1%	63.3%	60.3%	58.8%
% of FP17s for the same patient ID Re-attending between 3 & 9 months - Adults	33	155	21.3%	55.1%	53.5%	51.1%
% of FP17s for Band 1 Urgent Courses	0	102	0.0%	7.6%	9.1%	9.0%
% of FP17s Relating to Free Repair or Replacements	0	102	0.0%	0.9%	1.0%	0.8%
% of FP17s Relating to Continuations	0	102	0.0%	0.9%	1.0%	0.9%
% of Patients satisfied with the dentistry they have received	1	1	N/A	94.0%	93.6%	93.3%
% of Patients satisfied with the time they had to wait for an appointment	1	1	N/A	89.0%	89.8%	88.9%

* This is based on patients treated on this contract for their most recent course of treatment. Figures in italics indicate the base number of FP17s or Patient Questionnaire responses are less than 100. N/A is shown where the base number of responses is less than 10 during the period. % is calculated as Quantity/Base number*100

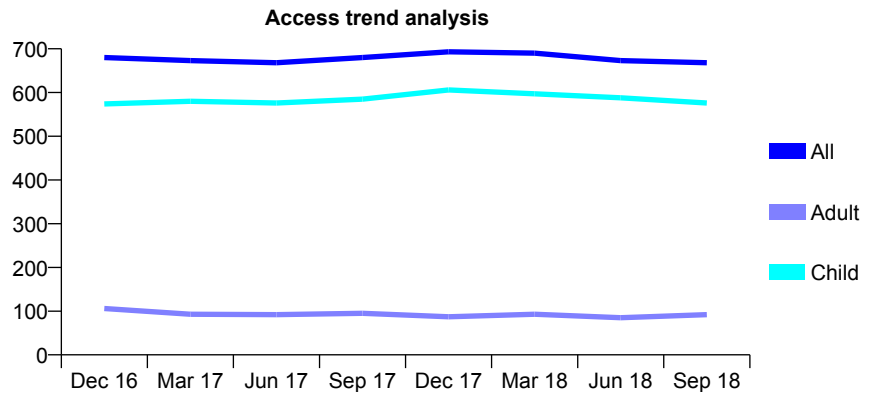
Q50 - Vital Signs At a Glance Contract Report for 732974/0001 - September 2018

Name or company name	MR IJ AUCKLAND
Contract type name	GDS Contract
Purpose of contract	General and Orthodontic
Contract start date	01/04/2006
Contract end date	

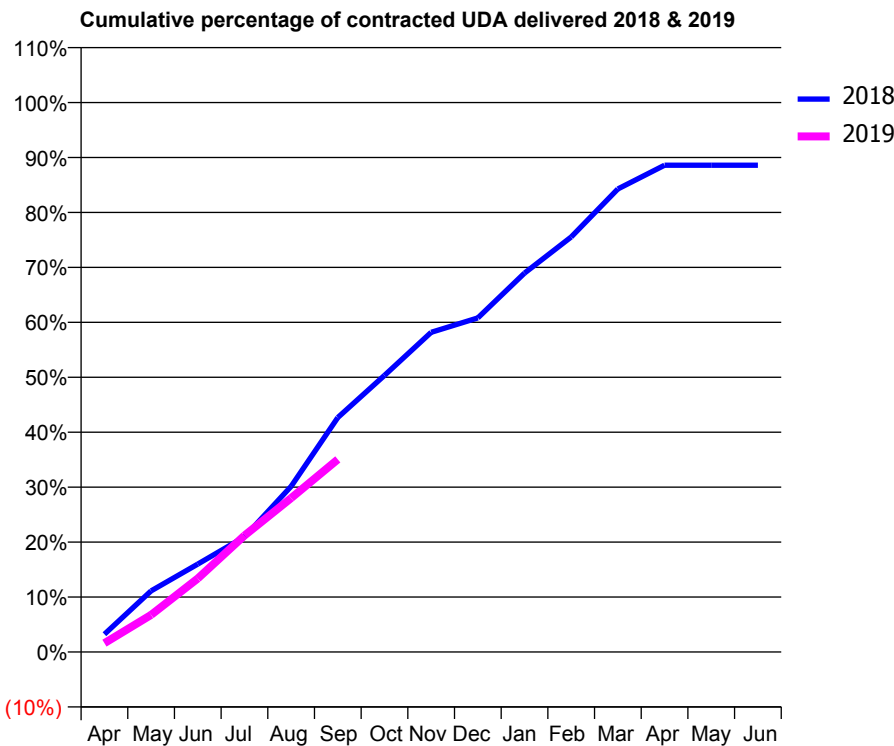
18/19 Contracted general activity (UDA)	1,480
Carry forward general activity (UDA)	0
18/19 Contracted orthodontic activity (UOA)	815
Carry forward orthodontic activity (UOA)	0
Baseline contract value	£113,046.54

ACCESS*

Patients seen in 24 months	Total	Change since previous quarter
Quarter ending September 2017	680	
Quarter ending December 2017	693	→
Quarter ending March 2018	690	→
Quarter ending June 2018	673	↓
Quarter ending September 2018	668	→
Variance since September 2017	(1.8%)	↓



ACTIVITY



Month	Adjusted Scheduled Activity (UDA)	
	2018	2019
April	48	24
May	165	100
June	237	198
July	310	314
August	446	415
September	632	519
October	745	
November	861	
December	900	
January	1,021	
February	1,118	
March	1,247	
April	1,311	
May	1,311	
June	1,311	

QUALITY

	Quantity	Base Number	Contract	AT	Region	England
% of FP17s for the same patient ID Re-attending within 3 months - Children	29	466	6.2%	9.4%	12.2%	11.6%
% of FP17s for the same patient ID Re-attending within 3 months - Adults	0	26	0.0%	12.8%	15.8%	15.5%
% of FP17s for the same patient ID Re-attending between 3 & 9 months - Children	347	466	74.5%	63.3%	60.3%	58.8%
% of FP17s for the same patient ID Re-attending between 3 & 9 months - Adults	18	26	69.2%	55.1%	53.5%	51.1%
% of FP17s for Band 1 Urgent Courses	9	397	2.3%	7.6%	9.1%	9.0%
% of FP17s Relating to Free Repair or Replacements	0	397	0.0%	0.9%	1.0%	0.8%
% of FP17s Relating to Continuations	0	397	0.0%	0.9%	1.0%	0.9%
% of Patients satisfied with the dentistry they have received	0	0	N/A	94.0%	93.6%	93.3%
% of Patients satisfied with the time they had to wait for an appointment	0	0	N/A	89.0%	89.8%	88.9%

* This is based on patients treated on this contract for their most recent course of treatment. Figures in italics indicate the base number of FP17s or Patient Questionnaire responses are less than 100. N/A is shown where the base number of responses is less than 10 during the period. % is calculated as Quantity/Base number*100

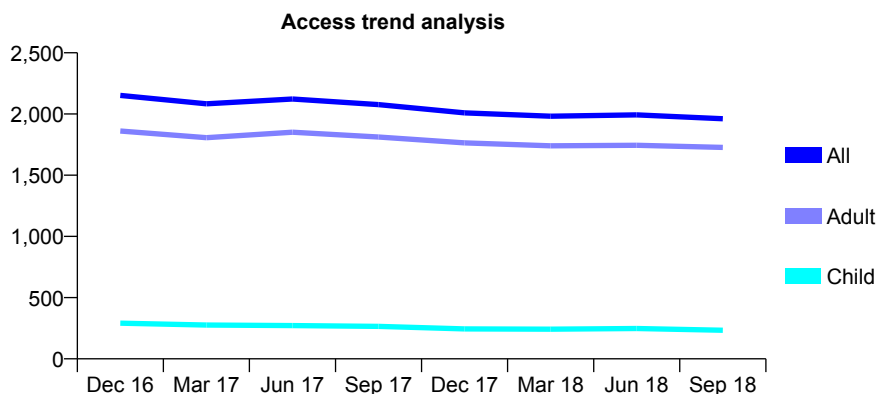
Q50 - Vital Signs At a Glance Contract Report for 736449/0001 - September 2018

Name or company name	MR N SINCLAIR
Contract type name	GDS Contract
Purpose of contract	General
Contract start date	01/04/2006
Contract end date	

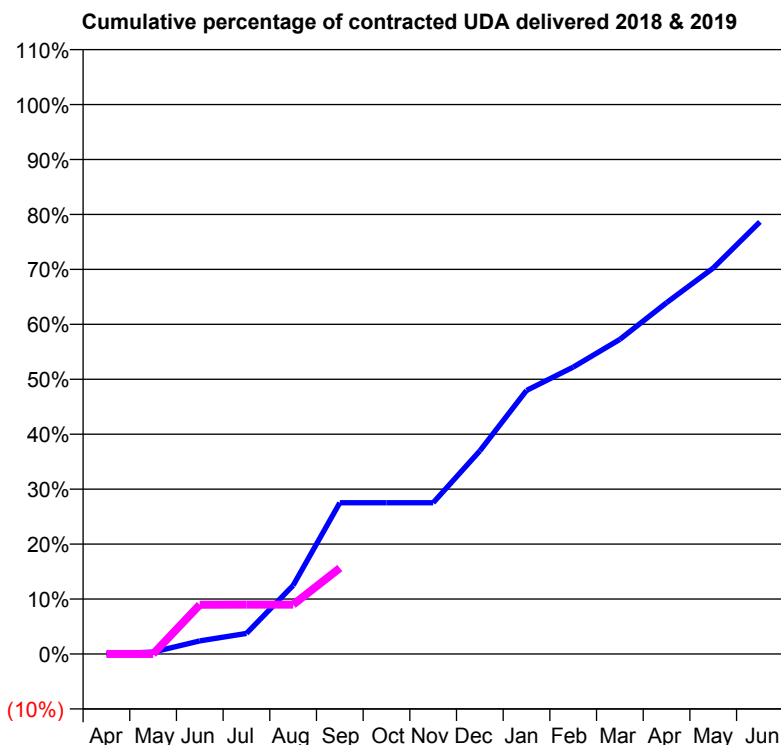
18/19 Contracted general activity (UDA)	9,815
Carry forward general activity (UDA)	0
18/19 Contracted orthodontic activity (UOA)	0
Carry forward orthodontic activity (UOA)	0
Baseline contract value	£225,568.47

ACCESS*

Patients seen in 24 months	Total	Change since previous quarter
Quarter ending September 2017	2,077	
Quarter ending December 2017	2,009	↓
Quarter ending March 2018	1,982	↓
Quarter ending June 2018	1,993	→
Quarter ending September 2018	1,961	↓
Variance since September 2017	(5.6%)	↓



ACTIVITY



Month	Adjusted Scheduled Activity (UDA)	
	2018	2019
April	0	0
May	36	1
June	235	880
July	369	882
August	1,226	882
September	2,702	1,534
October	2,702	
November	2,702	
December	3,630	
January	4,708	
February	5,124	
March	5,621	
April	6,274	
May	6,895	
June	7,718	

QUALITY

	Quantity	Base Number	Contract	AT	Region	England
% of FP17s for the same patient ID Re-attending within 3 months - Children	10	190	5.3%	9.4%	12.2%	11.6%
% of FP17s for the same patient ID Re-attending within 3 months - Adults	261	1,444	18.1%	12.8%	15.8%	15.5%
% of FP17s for the same patient ID Re-attending between 3 & 9 months - Children	142	190	74.7%	63.3%	60.3%	58.8%
% of FP17s for the same patient ID Re-attending between 3 & 9 months - Adults	978	1,444	67.7%	55.1%	53.5%	51.1%
% of FP17s for Band 1 Urgent Courses	97	765	12.7%	7.6%	9.1%	9.0%
% of FP17s Relating to Free Repair or Replacements	17	765	2.2%	0.9%	1.0%	0.8%
% of FP17s Relating to Continuations	4	765	0.5%	0.9%	1.0%	0.9%
% of Patients satisfied with the dentistry they have received	6	6	N/A	94.0%	93.6%	93.3%
% of Patients satisfied with the time they had to wait for an appointment	6	6	N/A	89.0%	89.8%	88.9%

* This is based on patients treated on this contract for their most recent course of treatment. Figures in italics indicate the base number of FP17s or Patient Questionnaire responses are less than 100. N/A is shown where the base number of responses is less than 10 during the period. % is calculated as Quantity/Base number*100

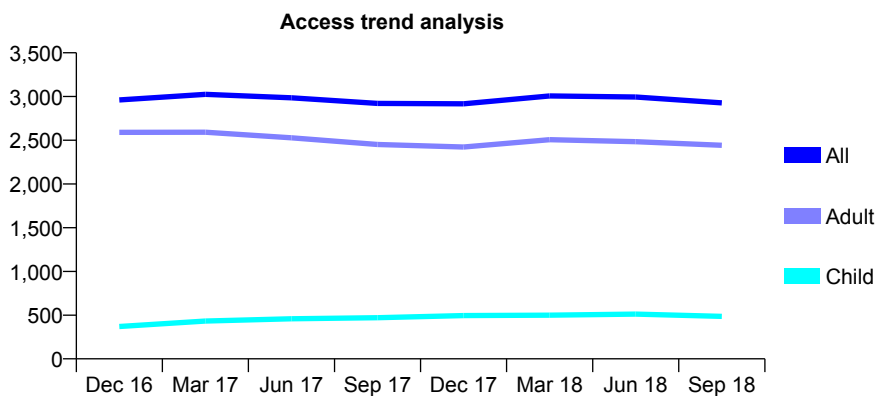
Q50 - Vital Signs At a Glance Contract Report for 737089/0001 - September 2018

Name or company name	MR AN GATECLIFF
Contract type name	GDS Contract
Purpose of contract	General
Contract start date	01/04/2006
Contract end date	

18/19 Contracted general activity (UDA)	8,178
Carry forward general activity (UDA)	0
18/19 Contracted orthodontic activity (UOA)	0
Carry forward orthodontic activity (UOA)	0
Baseline contract value	£258,953.40

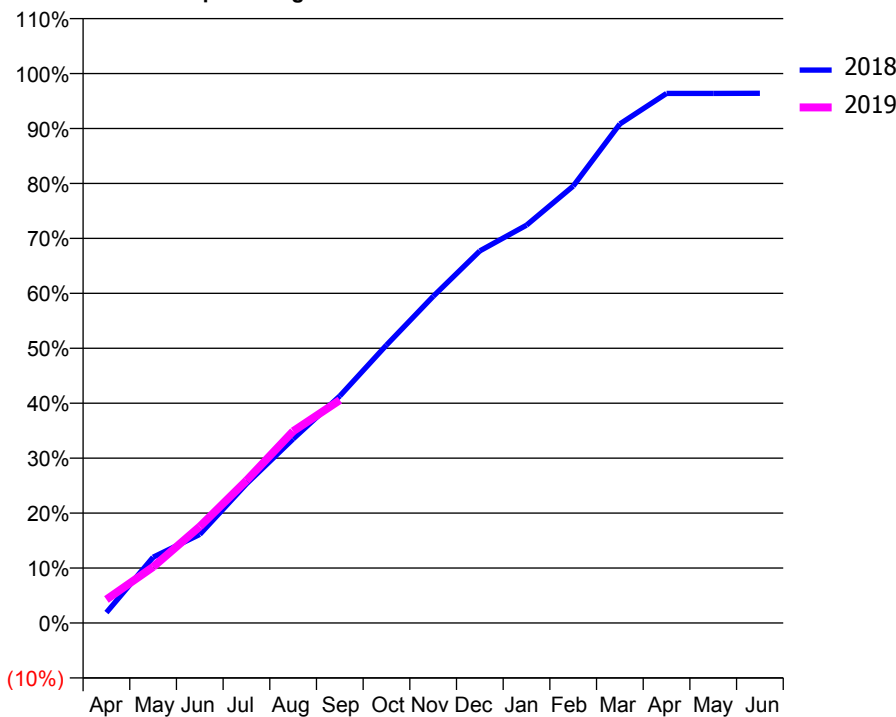
ACCESS*

Patients seen in 24 months	Total	Change since previous quarter
Quarter ending September 2017	2,921	
Quarter ending December 2017	2,917	→
Quarter ending March 2018	3,006	↑
Quarter ending June 2018	2,994	→
Quarter ending September 2018	2,928	↓
Variance since September 2017	0.2%	→



ACTIVITY

Cumulative percentage of contracted UDA delivered 2018 & 2019



Adjusted Scheduled Activity (UDA)

Month	2018	2019
April	155	350
May	980	835
June	1,318	1,435
July	2,070	2,121
August	2,739	2,855
September	3,380	3,317
October	4,137	
November	4,861	
December	5,538	
January	5,921	
February	6,502	
March	7,428	
April	7,881	
May	7,881	
June	7,884	

QUALITY

	Quantity	Base Number	Contract	AT	Region	England
% of FP17s for the same patient ID Re-attending within 3 months - Children	11	443	2.5%	9.4%	12.2%	11.6%
% of FP17s for the same patient ID Re-attending within 3 months - Adults	132	1,620	8.1%	12.8%	15.8%	15.5%
% of FP17s for the same patient ID Re-attending between 3 & 9 months - Children	231	443	52.1%	63.3%	60.3%	58.8%
% of FP17s for the same patient ID Re-attending between 3 & 9 months - Adults	503	1,620	31.0%	55.1%	53.5%	51.1%
% of FP17s for Band 1 Urgent Courses	70	1,822	3.8%	7.6%	9.1%	9.0%
% of FP17s Relating to Free Repair or Replacements	23	1,822	1.3%	0.9%	1.0%	0.8%
% of FP17s Relating to Continuations	38	1,822	2.1%	0.9%	1.0%	0.9%
% of Patients satisfied with the dentistry they have received	2	2	N/A	94.0%	93.6%	93.3%
% of Patients satisfied with the time they had to wait for an appointment	2	2	N/A	89.0%	89.8%	88.9%

* This is based on patients treated on this contract for their most recent course of treatment. Figures in italics indicate the base number of FP17s or Patient Questionnaire responses are less than 100. N/A is shown where the base number of responses is less than 10 during the period. % is calculated as Quantity/Base number*100

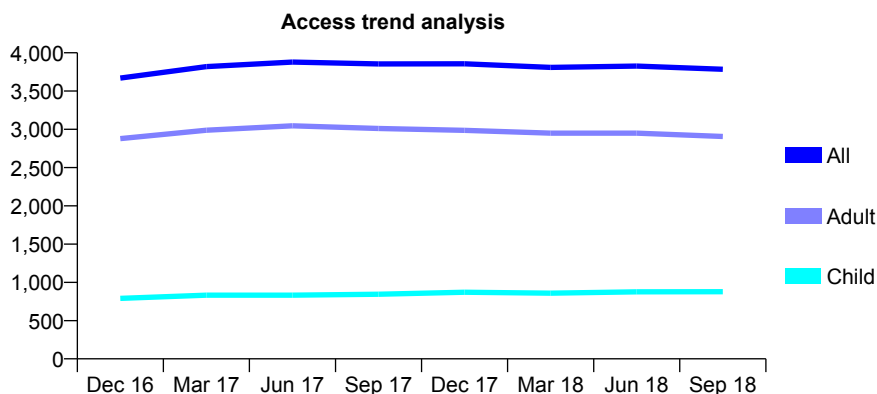
Q50 - Vital Signs At a Glance Contract Report for 739146/0001 - September 2018

Name or company name	MR MA HOMA
Contract type name	GDS Contract
Purpose of contract	General
Contract start date	01/04/2006
Contract end date	

18/19 Contracted general activity (UDA)	7,753
Carry forward general activity (UDA)	0
18/19 Contracted orthodontic activity (UOA)	0
Carry forward orthodontic activity (UOA)	0
Baseline contract value	£221,365.22

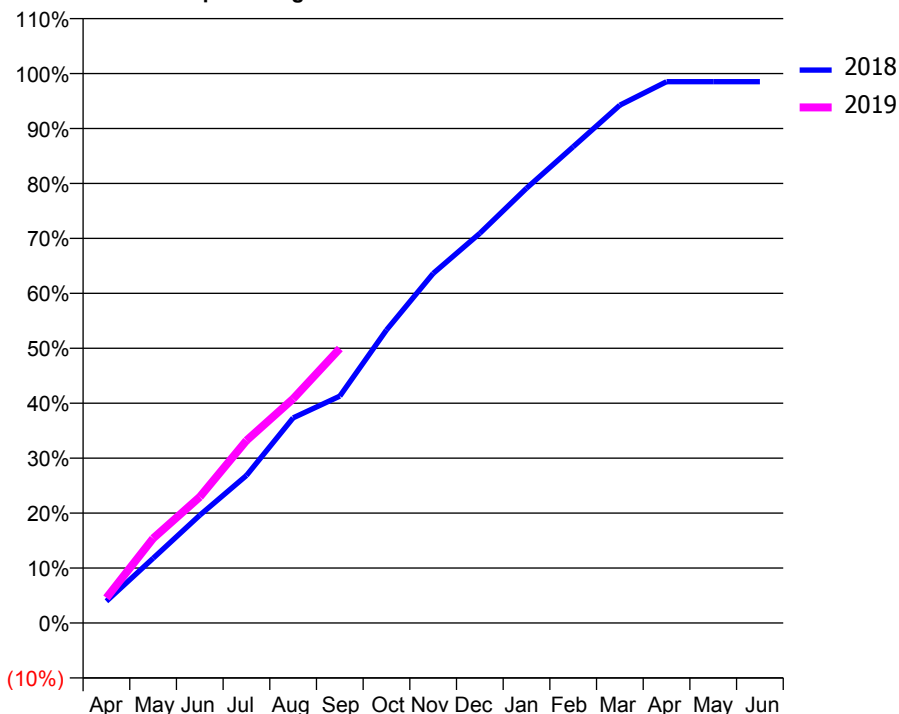
ACCESS*

Patients seen in 24 months	Total	Change since previous quarter
Quarter ending September 2017	3,855	
Quarter ending December 2017	3,856	→
Quarter ending March 2018	3,809	↓
Quarter ending June 2018	3,826	→
Quarter ending September 2018	3,785	↓
Variance since September 2017	(1.8%)	↓



ACTIVITY

Cumulative percentage of contracted UDA delivered 2018 & 2019



Month	Adjusted Scheduled Activity (UDA)	
	2018	2019
April	308	354
May	914	1,193
June	1,521	1,779
July	2,081	2,574
August	2,895	3,163
September	3,201	3,873
October	4,134	
November	4,933	
December	5,498	
January	6,134	
February	6,720	
March	7,306	
April	7,637	
May	7,637	
June	7,637	

QUALITY

	Quantity	Base Number	Contract	AT	Region	England
% of FP17s for the same patient ID Re-attending within 3 months - Children	20	661	3.0%	9.4%	12.2%	11.6%
% of FP17s for the same patient ID Re-attending within 3 months - Adults	258	1,954	13.2%	12.8%	15.8%	15.5%
% of FP17s for the same patient ID Re-attending between 3 & 9 months - Children	423	661	64.0%	63.3%	60.3%	58.8%
% of FP17s for the same patient ID Re-attending between 3 & 9 months - Adults	1,043	1,954	53.4%	55.1%	53.5%	51.1%
% of FP17s for Band 1 Urgent Courses	117	1,899	6.2%	7.6%	9.1%	9.0%
% of FP17s Relating to Free Repair or Replacements	7	1,899	0.4%	0.9%	1.0%	0.8%
% of FP17s Relating to Continuations	28	1,899	1.5%	0.9%	1.0%	0.9%
% of Patients satisfied with the dentistry they have received	4	4	N/A	94.0%	93.6%	93.3%
% of Patients satisfied with the time they had to wait for an appointment	4	4	N/A	89.0%	89.8%	88.9%

* This is based on patients treated on this contract for their most recent course of treatment. Figures in italics indicate the base number of FP17s or Patient Questionnaire responses are less than 100. N/A is shown where the base number of responses is less than 10 during the period. % is calculated as Quantity/Base number*100

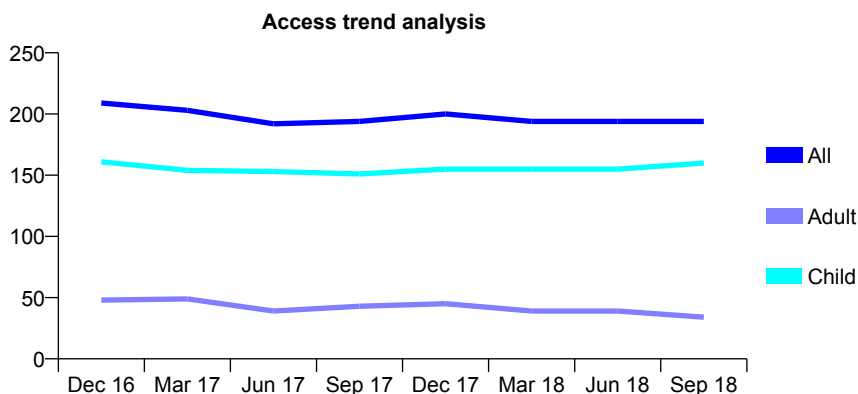
Q50 - Vital Signs At a Glance Contract Report for 739375/0001 - September 2018

Name or company name	Holbrook Dental Practice
Contract type name	GDS Contract
Purpose of contract	General
Contract start date	01/04/2006
Contract end date	

18/19 Contracted general activity (UDA)	400
Carry forward general activity (UDA)	0
18/19 Contracted orthodontic activity (UOA)	0
Carry forward orthodontic activity (UOA)	0
Baseline contract value	£11,844.86

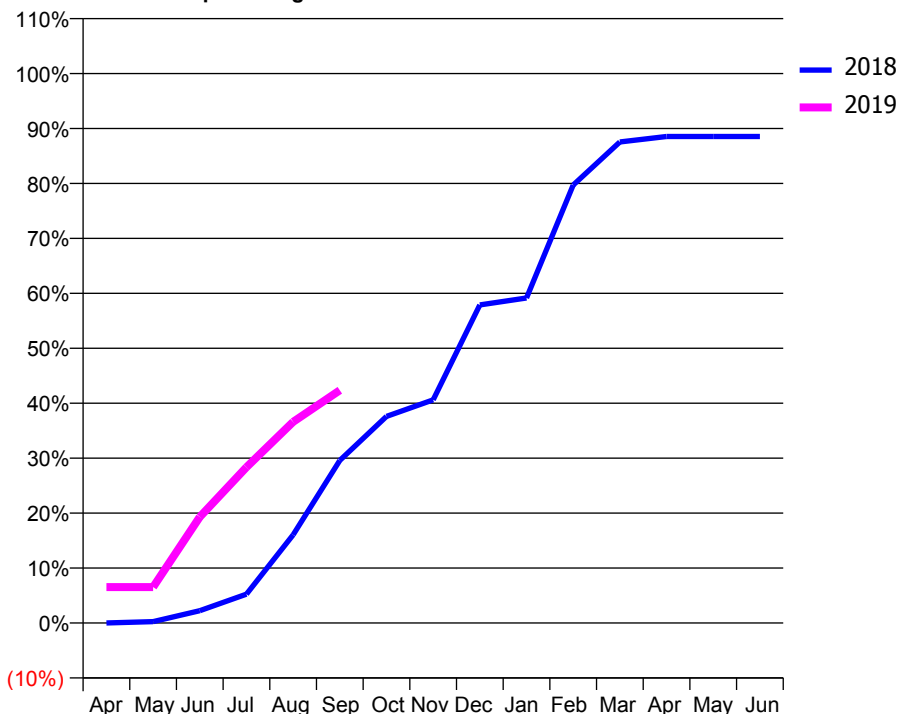
ACCESS*

Patients seen in 24 months	Total	Change since previous quarter
Quarter ending September 2017	194	
Quarter ending December 2017	200	↑
Quarter ending March 2018	194	↓
Quarter ending June 2018	194	→
Quarter ending September 2018	194	→
Variance since September 2017	0.0%	→



ACTIVITY

Cumulative percentage of contracted UDA delivered 2018 & 2019



Month	Adjusted Scheduled Activity (UDA)	
	2018	2019
April	0	26
May	1	26
June	9	77
July	21	113
August	64	146
September	118	169
October	150	
November	162	
December	232	
January	237	
February	319	
March	350	
April	354	
May	354	
June	354	

QUALITY

	Quantity	Base Number	Contract	AT	Region	England
% of FP17s for the same patient ID Re-attending within 3 months - Children	10	119	8.4%	9.4%	12.2%	11.6%
% of FP17s for the same patient ID Re-attending within 3 months - Adults	0	8	0.0%	12.8%	15.8%	15.5%
% of FP17s for the same patient ID Re-attending between 3 & 9 months - Children	62	119	52.1%	63.3%	60.3%	58.8%
% of FP17s for the same patient ID Re-attending between 3 & 9 months - Adults	7	8	87.5%	55.1%	53.5%	51.1%
% of FP17s for Band 1 Urgent Courses	2	125	1.6%	7.6%	9.1%	9.0%
% of FP17s Relating to Free Repair or Replacements	0	125	0.0%	0.9%	1.0%	0.8%
% of FP17s Relating to Continuations	0	125	0.0%	0.9%	1.0%	0.9%
% of Patients satisfied with the dentistry they have received	0	0	N/A	94.0%	93.6%	93.3%
% of Patients satisfied with the time they had to wait for an appointment	0	0	N/A	89.0%	89.8%	88.9%

* This is based on patients treated on this contract for their most recent course of treatment. Figures in italics indicate the base number of FP17s or Patient Questionnaire responses are less than 100. N/A is shown where the base number of responses is less than 10 during the period. % is calculated as Quantity/Base number*100

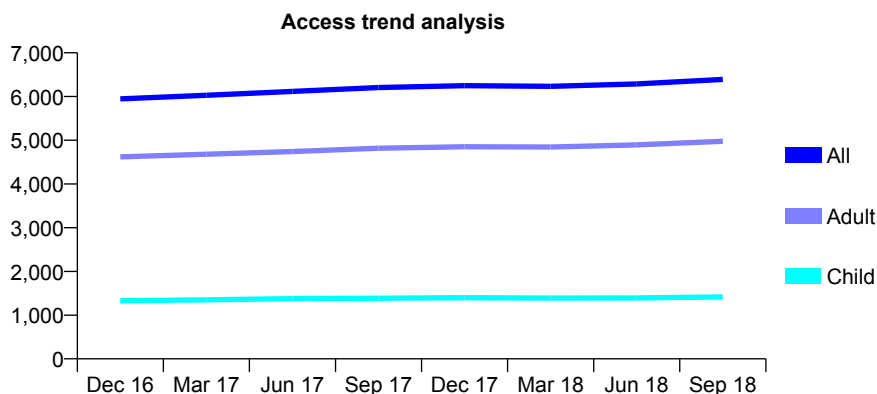
Q50 - Vital Signs At a Glance Contract Report for 739766/0001 - September 2018

Name or company name	MR DG BOFF
Contract type name	GDS Contract
Purpose of contract	General
Contract start date	01/04/2006
Contract end date	

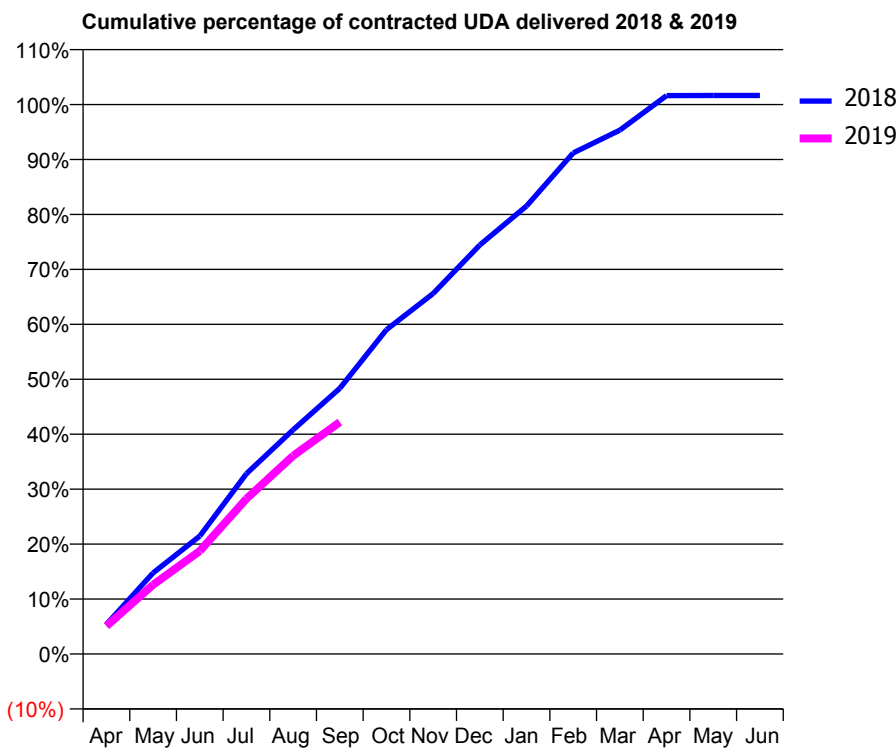
18/19 Contracted general activity (UDA)	15,658
Carry forward general activity (UDA)	0
18/19 Contracted orthodontic activity (UOA)	0
Carry forward orthodontic activity (UOA)	0
Baseline contract value	£475,309.36

ACCESS*

Patients seen in 24 months	Total	Change since previous quarter
Quarter ending September 2017	6,204	
Quarter ending December 2017	6,248	→
Quarter ending March 2018	6,232	→
Quarter ending June 2018	6,288	→
Quarter ending September 2018	6,391	→
Variance since September 2017	3.0%	↑



ACTIVITY



Adjusted Scheduled Activity (UDA)		
Month	2018	2019
April	846	795
May	2,313	1,972
June	3,360	2,934
July	5,138	4,426
August	6,389	5,649
September	7,570	6,608
October	9,242	
November	10,274	
December	11,655	
January	12,765	
February	14,276	
March	14,926	
April	15,912	
May	15,914	
June	15,914	

QUALITY

	Quantity	Base Number	Contract	AT	Region	England
% of FP17s for the same patient ID Re-attending within 3 months - Children	97	1,300	7.5%	9.4%	12.2%	11.6%
% of FP17s for the same patient ID Re-attending within 3 months - Adults	332	3,305	10.0%	12.8%	15.8%	15.5%
% of FP17s for the same patient ID Re-attending between 3 & 9 months - Children	883	1,300	67.9%	63.3%	60.3%	58.8%
% of FP17s for the same patient ID Re-attending between 3 & 9 months - Adults	1,183	3,305	35.8%	55.1%	53.5%	51.1%
% of FP17s for Band 1 Urgent Courses	99	3,983	2.5%	7.6%	9.1%	9.0%
% of FP17s Relating to Free Repair or Replacements	15	3,983	0.4%	0.9%	1.0%	0.8%
% of FP17s Relating to Continuations	35	3,983	0.9%	0.9%	1.0%	0.9%
% of Patients satisfied with the dentistry they have received	2	2	N/A	94.0%	93.6%	93.3%
% of Patients satisfied with the time they had to wait for an appointment	2	2	N/A	89.0%	89.8%	88.9%

* This is based on patients treated on this contract for their most recent course of treatment. Figures in italics indicate the base number of FP17s or Patient Questionnaire responses are less than 100. N/A is shown where the base number of responses is less than 10 during the period. % is calculated as Quantity/Base number*100

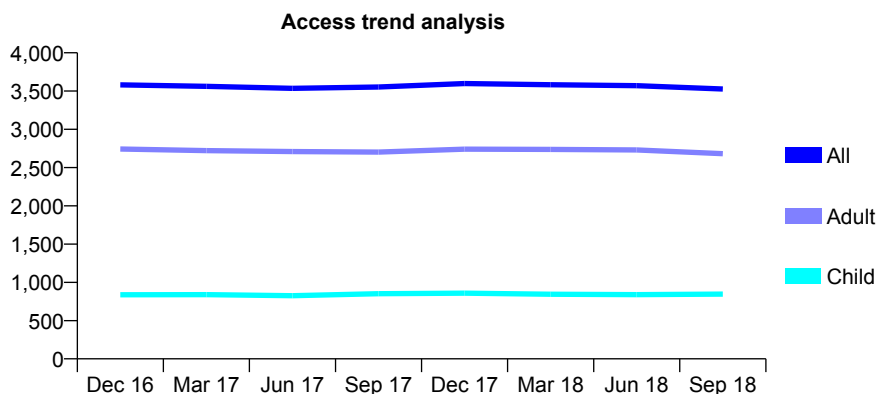
Q50 - Vital Signs At a Glance Contract Report for 739766/0002 - September 2018

Name or company name	MR DG BOFF
Contract type name	GDS Contract
Purpose of contract	General
Contract start date	01/04/2006
Contract end date	

18/19 Contracted general activity (UDA)	18,000
Carry forward general activity (UDA)	0
18/19 Contracted orthodontic activity (UOA)	0
Carry forward orthodontic activity (UOA)	0
Baseline contract value	£583,801.50

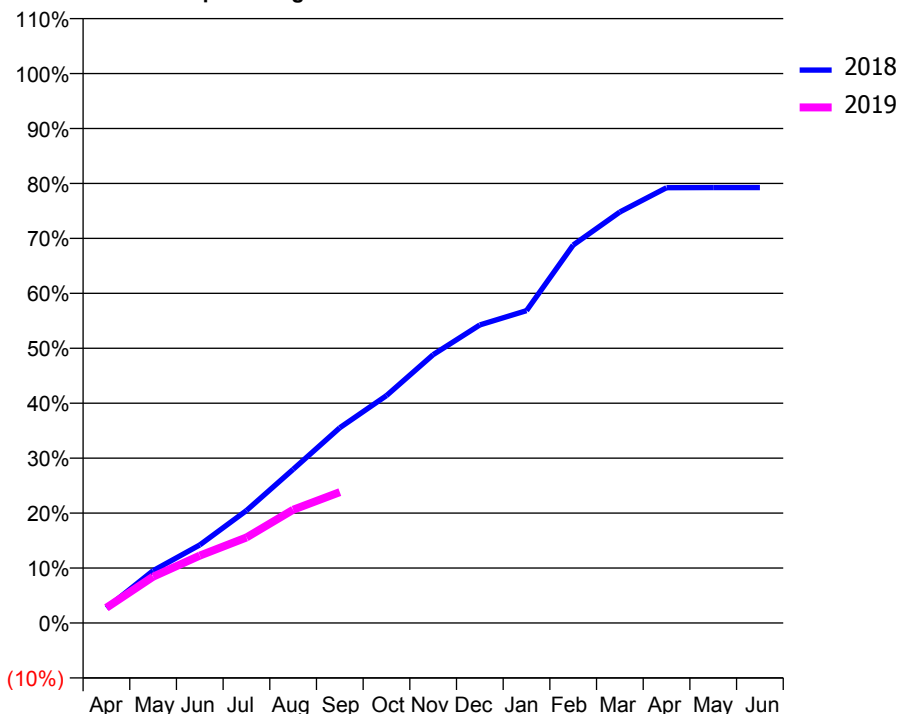
ACCESS*

Patients seen in 24 months	Total	Change since previous quarter
Quarter ending September 2017	3,553	
Quarter ending December 2017	3,599	→
Quarter ending March 2018	3,583	→
Quarter ending June 2018	3,570	→
Quarter ending September 2018	3,527	↓
Variance since September 2017	(0.7%)	→



ACTIVITY

Cumulative percentage of contracted UDA delivered 2018 & 2019



Adjusted Scheduled Activity (UDA)

Month	2018	2019
April	489	499
May	1,714	1,518
June	2,557	2,209
July	3,684	2,800
August	5,032	3,713
September	6,398	4,286
October	7,448	
November	8,790	
December	9,766	
January	10,232	
February	12,382	
March	13,463	
April	14,260	
May	14,264	
June	14,264	

QUALITY

	Quantity	Base Number	Contract	AT	Region	England
% of FP17s for the same patient ID Re-attending within 3 months - Children	58	698	8.3%	9.4%	12.2%	11.6%
% of FP17s for the same patient ID Re-attending within 3 months - Adults	221	1,703	13.0%	12.8%	15.8%	15.5%
% of FP17s for the same patient ID Re-attending between 3 & 9 months - Children	457	698	65.5%	63.3%	60.3%	58.8%
% of FP17s for the same patient ID Re-attending between 3 & 9 months - Adults	1,051	1,703	61.7%	55.1%	53.5%	51.1%
% of FP17s for Band 1 Urgent Courses	137	2,102	6.5%	7.6%	9.1%	9.0%
% of FP17s Relating to Free Repair or Replacements	36	2,102	1.7%	0.9%	1.0%	0.8%
% of FP17s Relating to Continuations	20	2,102	1.0%	0.9%	1.0%	0.9%
% of Patients satisfied with the dentistry they have received	7	7	N/A	94.0%	93.6%	93.3%
% of Patients satisfied with the time they had to wait for an appointment	7	7	N/A	89.0%	89.8%	88.9%

* This is based on patients treated on this contract for their most recent course of treatment. Figures in italics indicate the base number of FP17s or Patient Questionnaire responses are less than 100. N/A is shown where the base number of responses is less than 10 during the period. % is calculated as Quantity/Base number*100

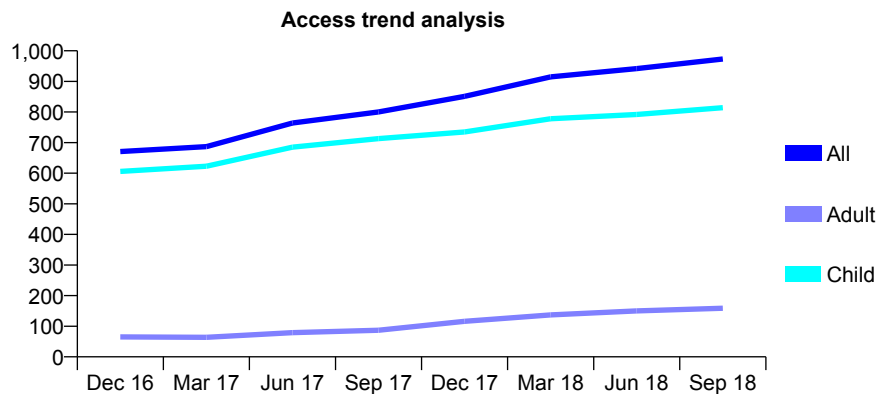
Q50 - Vital Signs At a Glance Contract Report for 740683/0001 - September 2018

Name or company name	MR JW MUIRHEAD
Contract type name	GDS Contract
Purpose of contract	General
Contract start date	01/04/2006
Contract end date	

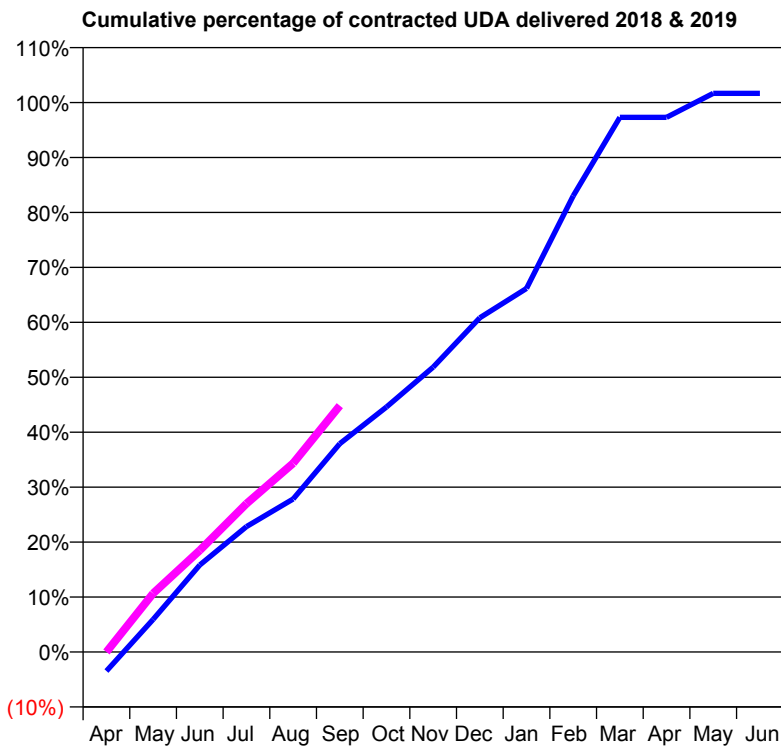
18/19 Contracted general activity (UDA)	1,404
Carry forward general activity (UDA)	0
18/19 Contracted orthodontic activity (UOA)	0
Carry forward orthodontic activity (UOA)	0
Baseline contract value	£35,542.02

ACCESS*

Patients seen in 24 months	Total	Change since previous quarter
Quarter ending September 2017	800	
Quarter ending December 2017	851	↑
Quarter ending March 2018	915	↑
Quarter ending June 2018	942	↑
Quarter ending September 2018	973	↑
Variance since September 2017	21.6%	↑



ACTIVITY



Month	Adjusted Scheduled Activity (UDA)	
	2018	2019
April	-49	0
May	83	150
June	222	260
July	321	379
August	391	482
September	532	630
October	626	
November	728	
December	854	
January	929	
February	1,165	
March	1,366	
April	1,366	
May	1,427	
June	1,427	

QUALITY

	Quantity	Base Number	Contract	AT	Region	England
% of FP17s for the same patient ID Re-attending within 3 months - Children	25	557	4.5%	9.4%	12.2%	11.6%
% of FP17s for the same patient ID Re-attending within 3 months - Adults	1	40	2.5%	12.8%	15.8%	15.5%
% of FP17s for the same patient ID Re-attending between 3 & 9 months - Children	299	557	53.7%	63.3%	60.3%	58.8%
% of FP17s for the same patient ID Re-attending between 3 & 9 months - Adults	14	40	35.0%	55.1%	53.5%	51.1%
% of FP17s for Band 1 Urgent Courses	29	548	5.3%	7.6%	9.1%	9.0%
% of FP17s Relating to Free Repair or Replacements	0	548	0.0%	0.9%	1.0%	0.8%
% of FP17s Relating to Continuations	0	548	0.0%	0.9%	1.0%	0.9%
% of Patients satisfied with the dentistry they have received	1	1	N/A	94.0%	93.6%	93.3%
% of Patients satisfied with the time they had to wait for an appointment	1	1	N/A	89.0%	89.8%	88.9%

* This is based on patients treated on this contract for their most recent course of treatment. Figures in italics indicate the base number of FP17s or Patient Questionnaire responses are less than 100. N/A is shown where the base number of responses is less than 10 during the period. % is calculated as Quantity/Base number*100

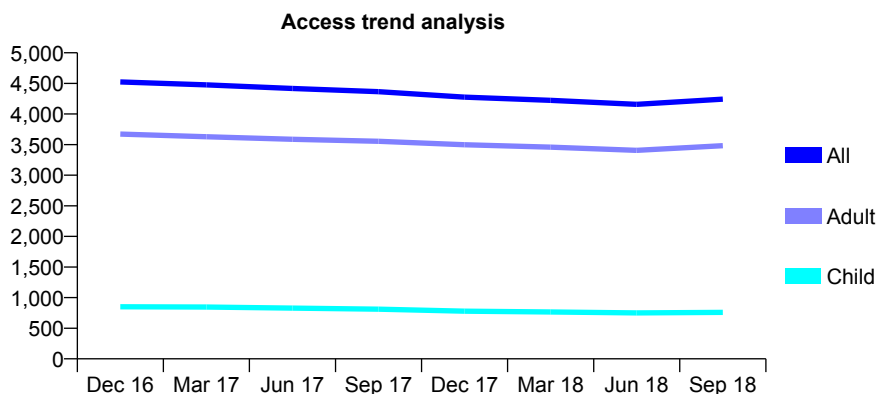
Q50 - Vital Signs At a Glance Contract Report for 740888/0002 - September 2018

Name or company name	MR A FORDY
Contract type name	GDS Contract
Purpose of contract	General
Contract start date	01/04/2006
Contract end date	

18/19 Contracted general activity (UDA)	13,620
Carry forward general activity (UDA)	0
18/19 Contracted orthodontic activity (UOA)	0
Carry forward orthodontic activity (UOA)	0
Baseline contract value	£422,284.27

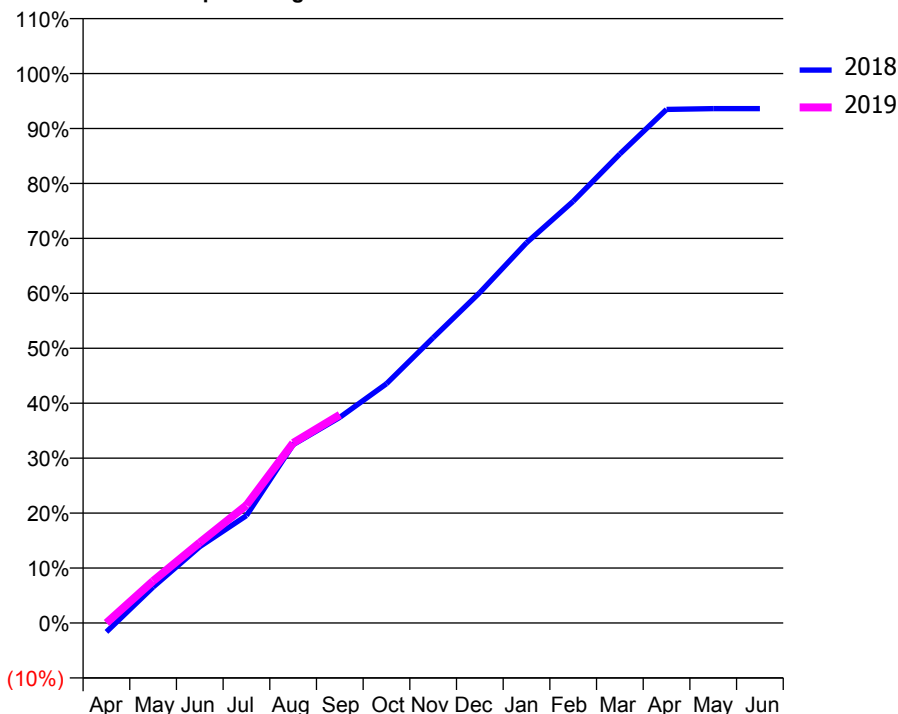
ACCESS*

Patients seen in 24 months	Total	Change since previous quarter
Quarter ending September 2017	4,366	
Quarter ending December 2017	4,276	↓
Quarter ending March 2018	4,223	↓
Quarter ending June 2018	4,157	↓
Quarter ending September 2018	4,242	↑
Variance since September 2017	(2.8%)	↓



ACTIVITY

Cumulative percentage of contracted UDA delivered 2018 & 2019



Month	Adjusted Scheduled Activity (UDA)	
	2018	2019
April	-223	0
May	892	1,042
June	1,892	1,995
July	2,663	2,920
August	4,421	4,462
September	5,099	5,162
October	5,931	
November	7,072	
December	8,191	
January	9,426	
February	10,452	
March	11,626	
April	12,731	
May	12,749	
June	12,749	

QUALITY

	Quantity	Base Number	Contract	AT	Region	England
% of FP17s for the same patient ID Re-attending within 3 months - Children	40	649	6.2%	9.4%	12.2%	11.6%
% of FP17s for the same patient ID Re-attending within 3 months - Adults	410	2,385	17.2%	12.8%	15.8%	15.5%
% of FP17s for the same patient ID Re-attending between 3 & 9 months - Children	490	649	75.5%	63.3%	60.3%	58.8%
% of FP17s for the same patient ID Re-attending between 3 & 9 months - Adults	1,023	2,385	42.9%	55.1%	53.5%	51.1%
% of FP17s for Band 1 Urgent Courses	52	2,484	2.1%	7.6%	9.1%	9.0%
% of FP17s Relating to Free Repair or Replacements	23	2,484	0.9%	0.9%	1.0%	0.8%
% of FP17s Relating to Continuations	87	2,484	3.5%	0.9%	1.0%	0.9%
% of Patients satisfied with the dentistry they have received	3	3	N/A	94.0%	93.6%	93.3%
% of Patients satisfied with the time they had to wait for an appointment	3	3	N/A	89.0%	89.8%	88.9%

* This is based on patients treated on this contract for their most recent course of treatment. Figures in italics indicate the base number of FP17s or Patient Questionnaire responses are less than 100. N/A is shown where the base number of responses is less than 10 during the period. % is calculated as Quantity/Base number*100

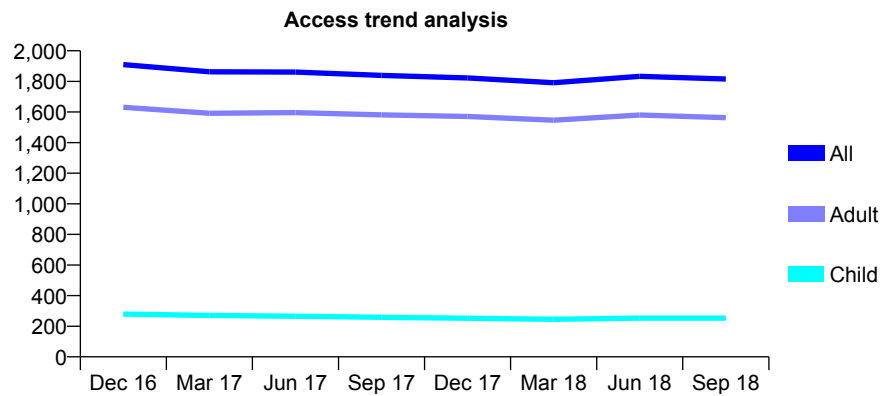
Q50 - Vital Signs At a Glance Contract Report for 741671/0002 - September 2018

Name or company name	MR DA JACKSON
Contract type name	GDS Contract
Purpose of contract	General
Contract start date	01/04/2006
Contract end date	

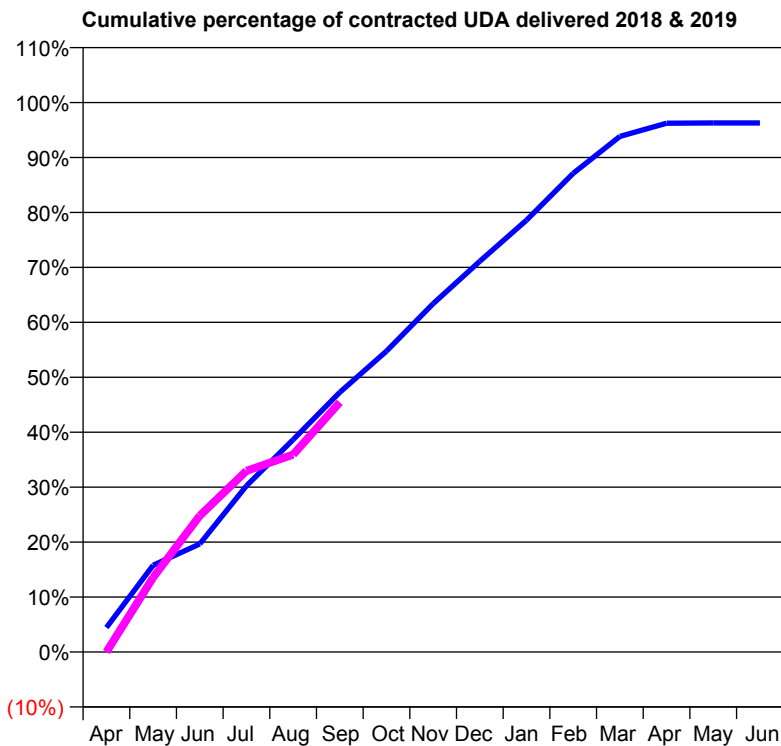
18/19 Contracted general activity (UDA)	5,851
Carry forward general activity (UDA)	0
18/19 Contracted orthodontic activity (UOA)	0
Carry forward orthodontic activity (UOA)	0
Baseline contract value	£133,660.25

ACCESS*

Patients seen in 24 months	Total	Change since previous quarter
Quarter ending September 2017	1,839	
Quarter ending December 2017	1,823	→
Quarter ending March 2018	1,791	↓
Quarter ending June 2018	1,833	↑
Quarter ending September 2018	1,816	→
Variance since September 2017	(1.3%)	↓



ACTIVITY



Month	Adjusted Scheduled Activity (UDA)	
	2018	2019
April	260	0
May	923	792
June	1,151	1,452
July	1,770	1,929
August	2,262	2,102
September	2,765	2,659
October	3,204	
November	3,709	
December	4,161	
January	4,599	
February	5,097	
March	5,490	
April	5,630	
May	5,633	
June	5,633	

QUALITY

	Quantity	Base Number	Contract	AT	Region	England
% of FP17s for the same patient ID Re-attending within 3 months - Children	13	198	6.6%	9.4%	12.2%	11.6%
% of FP17s for the same patient ID Re-attending within 3 months - Adults	197	1,263	15.6%	12.8%	15.8%	15.5%
% of FP17s for the same patient ID Re-attending between 3 & 9 months - Children	118	198	59.6%	63.3%	60.3%	58.8%
% of FP17s for the same patient ID Re-attending between 3 & 9 months - Adults	763	1,263	60.4%	55.1%	53.5%	51.1%
% of FP17s for Band 1 Urgent Courses	91	1,364	6.7%	7.6%	9.1%	9.0%
% of FP17s Relating to Free Repair or Replacements	11	1,364	0.8%	0.9%	1.0%	0.8%
% of FP17s Relating to Continuations	24	1,364	1.8%	0.9%	1.0%	0.9%
% of Patients satisfied with the dentistry they have received	4	4	N/A	94.0%	93.6%	93.3%
% of Patients satisfied with the time they had to wait for an appointment	4	4	N/A	89.0%	89.8%	88.9%

* This is based on patients treated on this contract for their most recent course of treatment. Figures in italics indicate the base number of FP17s or Patient Questionnaire responses are less than 100. N/A is shown where the base number of responses is less than 10 during the period. % is calculated as Quantity/Base number*100

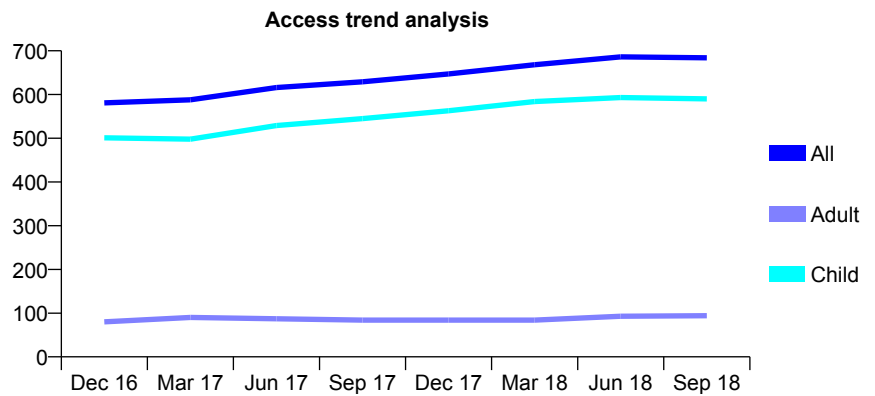
Q50 - Vital Signs At a Glance Contract Report for 742775/0001 - September 2018

Name or company name	Belle Vue Dental Practice
Contract type name	GDS Contract
Purpose of contract	General
Contract start date	01/04/2006
Contract end date	

18/19 Contracted general activity (UDA)	1,350
Carry forward general activity (UDA)	0
18/19 Contracted orthodontic activity (UOA)	0
Carry forward orthodontic activity (UOA)	0
Baseline contract value	£29,350.81

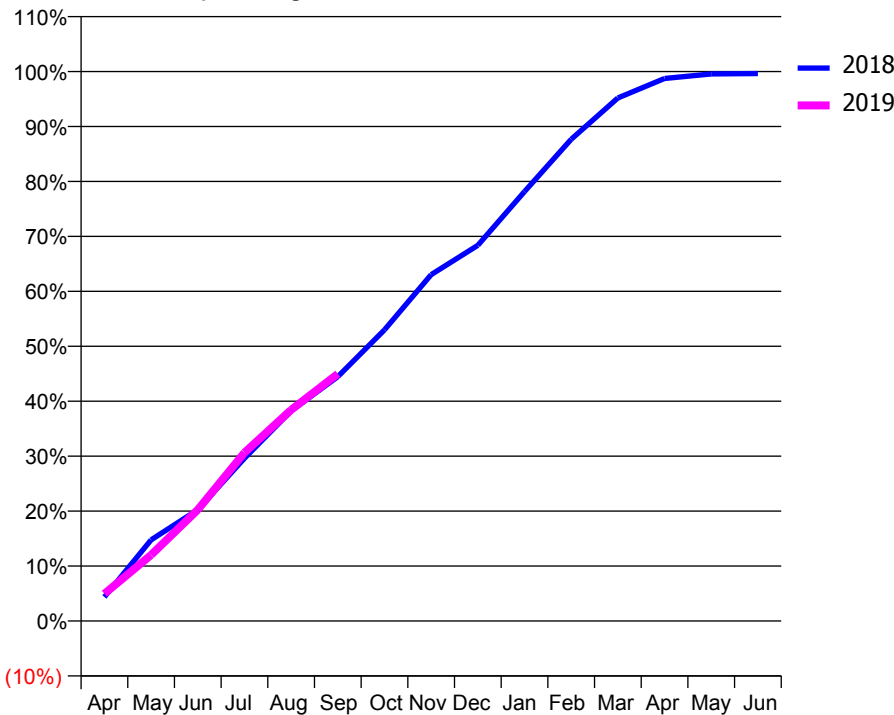
ACCESS*

Patients seen in 24 months	Total	Change since previous quarter
Quarter ending September 2017	629	
Quarter ending December 2017	647	↑
Quarter ending March 2018	668	↑
Quarter ending June 2018	686	↑
Quarter ending September 2018	684	→
Variance since September 2017	8.7%	↑



ACTIVITY

Cumulative percentage of contracted UDA delivered 2018 & 2019



Month	Adjusted Scheduled Activity (UDA)	
	2018	2019
April	59	67
May	199	162
June	273	273
July	400	414
August	516	519
September	600	607
October	715	
November	851	
December	923	
January	1,055	
February	1,183	
March	1,285	
April	1,333	
May	1,344	
June	1,345	

QUALITY

	Quantity	Base Number	Contract	AT	Region	England
% of FP17s for the same patient ID Re-attending within 3 months - Children	23	488	4.7%	9.4%	12.2%	11.6%
% of FP17s for the same patient ID Re-attending within 3 months - Adults	3	20	15.0%	12.8%	15.8%	15.5%
% of FP17s for the same patient ID Re-attending between 3 & 9 months - Children	381	488	78.1%	63.3%	60.3%	58.8%
% of FP17s for the same patient ID Re-attending between 3 & 9 months - Adults	15	20	75.0%	55.1%	53.5%	51.1%
% of FP17s for Band 1 Urgent Courses	6	459	1.3%	7.6%	9.1%	9.0%
% of FP17s Relating to Free Repair or Replacements	0	459	0.0%	0.9%	1.0%	0.8%
% of FP17s Relating to Continuations	0	459	0.0%	0.9%	1.0%	0.9%
% of Patients satisfied with the dentistry they have received	0	0	N/A	94.0%	93.6%	93.3%
% of Patients satisfied with the time they had to wait for an appointment	0	0	N/A	89.0%	89.8%	88.9%

* This is based on patients treated on this contract for their most recent course of treatment. Figures in italics indicate the base number of FP17s or Patient Questionnaire responses are less than 100. N/A is shown where the base number of responses is less than 10 during the period. % is calculated as Quantity/Base number*100

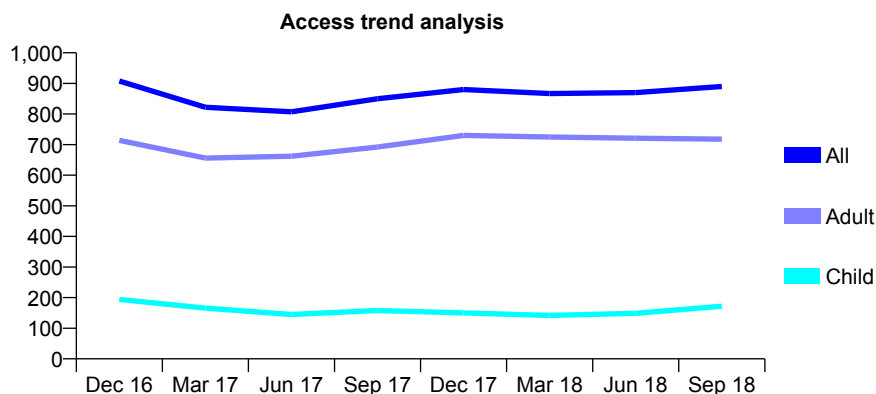
Q50 - Vital Signs At a Glance Contract Report for 749869/0001 - September 2018

Name or company name	MRS ML GATECLIFF
Contract type name	GDS Contract
Purpose of contract	General and Orthodontic
Contract start date	01/04/2006
Contract end date	

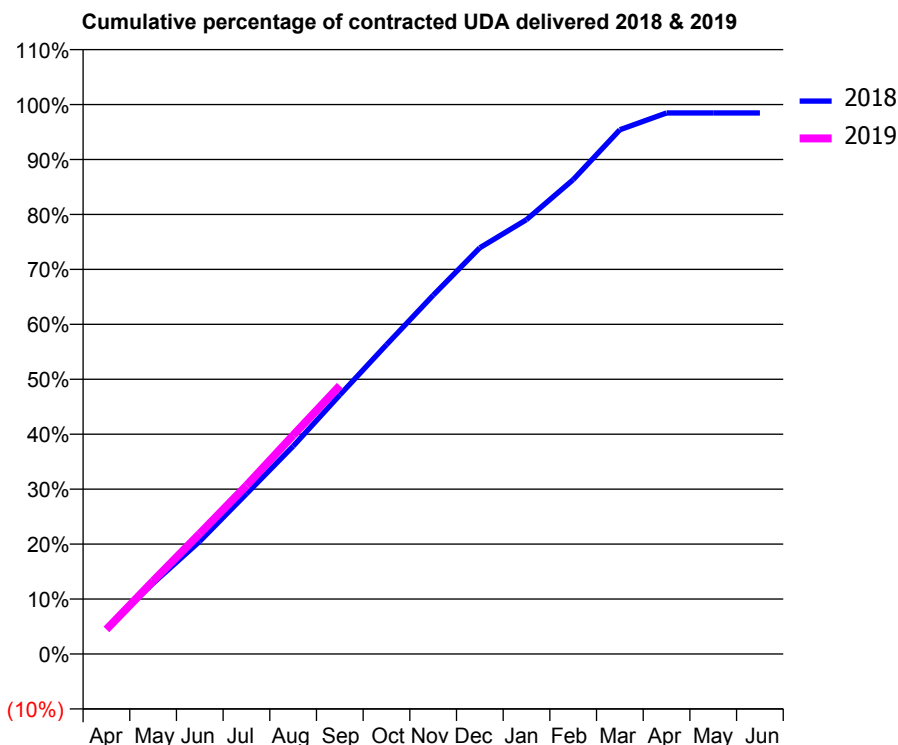
18/19 Contracted general activity (UDA)	2,024
Carry forward general activity (UDA)	0
18/19 Contracted orthodontic activity (UOA)	420
Carry forward orthodontic activity (UOA)	0
Baseline contract value	£91,549.27

ACCESS*

Patients seen in 24 months	Total	Change since previous quarter
Quarter ending September 2017	850	
Quarter ending December 2017	880	↑
Quarter ending March 2018	867	↓
Quarter ending June 2018	870	→
Quarter ending September 2018	890	↑
Variance since September 2017	4.7%	↑



ACTIVITY



Month	Adjusted Scheduled Activity (UDA)	
	2018	2019
April	94	91
May	261	269
June	415	444
July	590	621
August	765	806
September	954	988
October	1,139	
November	1,322	
December	1,496	
January	1,600	
February	1,747	
March	1,931	
April	1,993	
May	1,993	
June	1,993	

QUALITY

	Quantity	Base Number	Contract	AT	Region	England
% of FP17s for the same patient ID Re-attending within 3 months - Children	6	161	3.7%	9.4%	12.2%	11.6%
% of FP17s for the same patient ID Re-attending within 3 months - Adults	48	502	9.6%	12.8%	15.8%	15.5%
% of FP17s for the same patient ID Re-attending between 3 & 9 months - Children	62	161	38.5%	63.3%	60.3%	58.8%
% of FP17s for the same patient ID Re-attending between 3 & 9 months - Adults	168	502	33.5%	55.1%	53.5%	51.1%
% of FP17s for Band 1 Urgent Courses	27	615	4.4%	7.6%	9.1%	9.0%
% of FP17s Relating to Free Repair or Replacements	7	615	1.1%	0.9%	1.0%	0.8%
% of FP17s Relating to Continuations	17	615	2.8%	0.9%	1.0%	0.9%
% of Patients satisfied with the dentistry they have received	2	2	N/A	94.0%	93.6%	93.3%
% of Patients satisfied with the time they had to wait for an appointment	2	2	N/A	89.0%	89.8%	88.9%

* This is based on patients treated on this contract for their most recent course of treatment. Figures in italics indicate the base number of FP17s or Patient Questionnaire responses are less than 100. N/A is shown where the base number of responses is less than 10 during the period. % is calculated as Quantity/Base number*100

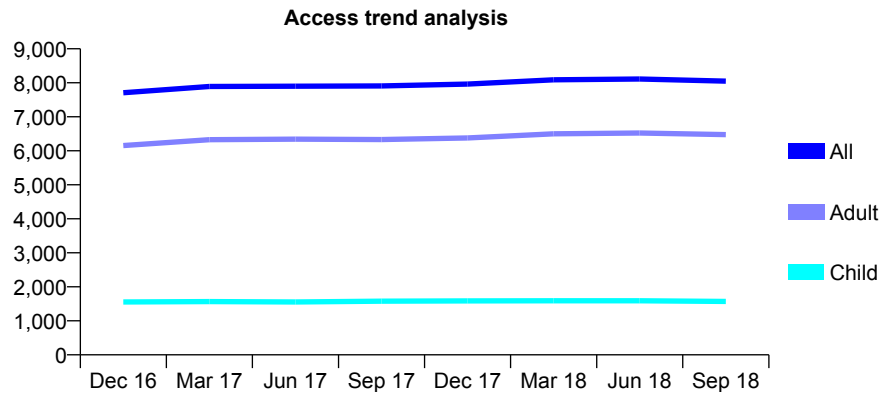
Q50 - Vital Signs At a Glance Contract Report for 750069/0001 - September 2018

Name or company name	MISS IT GREENSTREET
Contract type name	GDS Contract
Purpose of contract	General
Contract start date	01/04/2006
Contract end date	

18/19 Contracted general activity (UDA)	17,900
Carry forward general activity (UDA)	0
18/19 Contracted orthodontic activity (UOA)	0
Carry forward orthodontic activity (UOA)	0
Baseline contract value	£554,826.09

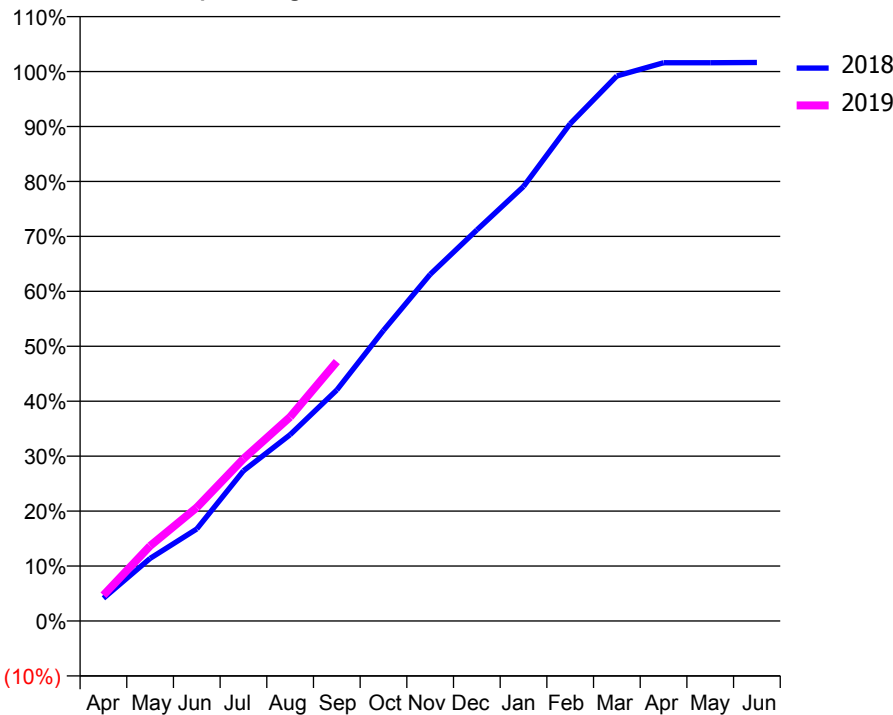
ACCESS*

Patients seen in 24 months	Total	Change since previous quarter
Quarter ending September 2017	7,909	
Quarter ending December 2017	7,964	→
Quarter ending March 2018	8,089	→
Quarter ending June 2018	8,111	→
Quarter ending September 2018	8,048	→
Variance since September 2017	1.8%	→



ACTIVITY

Cumulative percentage of contracted UDA delivered 2018 & 2019



Month	Adjusted Scheduled Activity (UDA)	
	2018	2019
April	739	838
May	2,041	2,448
June	2,998	3,701
July	4,892	5,284
August	6,073	6,649
September	7,524	8,451
October	9,467	
November	11,291	
December	12,740	
January	14,153	
February	16,200	
March	17,754	
April	18,186	
May	18,187	
June	18,193	

QUALITY

	Quantity	Base Number	Contract	AT	Region	England
% of FP17s for the same patient ID Re-attending within 3 months - Children	52	1,216	4.3%	9.4%	12.2%	11.6%
% of FP17s for the same patient ID Re-attending within 3 months - Adults	677	4,934	13.7%	12.8%	15.8%	15.5%
% of FP17s for the same patient ID Re-attending between 3 & 9 months - Children	853	1,216	70.1%	63.3%	60.3%	58.8%
% of FP17s for the same patient ID Re-attending between 3 & 9 months - Adults	2,869	4,934	58.1%	55.1%	53.5%	51.1%
% of FP17s for Band 1 Urgent Courses	418	5,337	7.8%	7.6%	9.1%	9.0%
% of FP17s Relating to Free Repair or Replacements	78	5,337	1.5%	0.9%	1.0%	0.8%
% of FP17s Relating to Continuations	26	5,337	0.5%	0.9%	1.0%	0.9%
% of Patients satisfied with the dentistry they have received	11	11	100.0%	94.0%	93.6%	93.3%
% of Patients satisfied with the time they had to wait for an appointment	10	11	90.9%	89.0%	89.8%	88.9%

* This is based on patients treated on this contract for their most recent course of treatment. Figures in italics indicate the base number of FP17s or Patient Questionnaire responses are less than 100. N/A is shown where the base number of responses is less than 10 during the period. % is calculated as Quantity/Base number*100

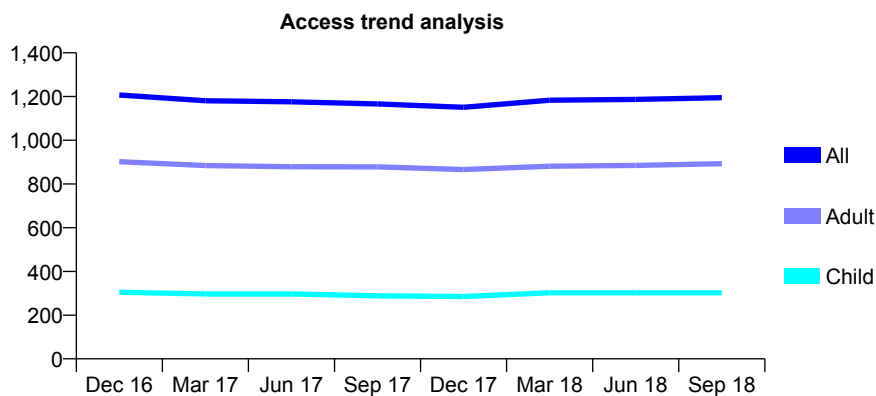
Q50 - Vital Signs At a Glance Contract Report for 750069/0002 - September 2018

Name or company name	MISS IT GREENSTREET
Contract type name	GDS Contract
Purpose of contract	General
Contract start date	01/11/2014
Contract end date	

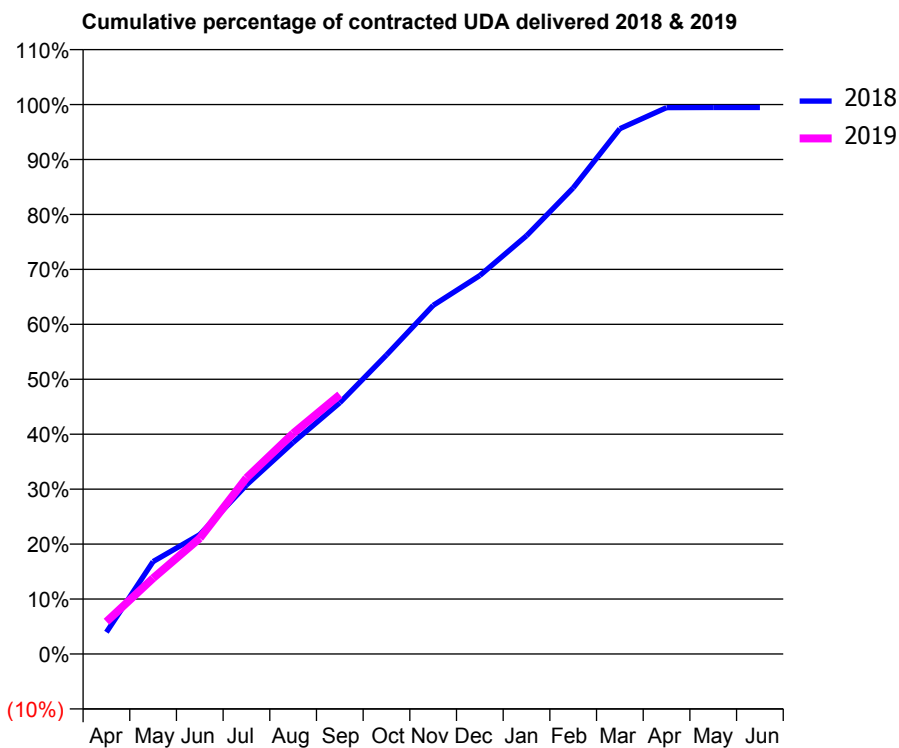
18/19 Contracted general activity (UDA)	3,210
Carry forward general activity (UDA)	0
18/19 Contracted orthodontic activity (UOA)	0
Carry forward orthodontic activity (UOA)	0
Baseline contract value	£99,505.54

ACCESS*

Patients seen in 24 months	Total	Change since previous quarter
Quarter ending September 2017	1,166	
Quarter ending December 2017	1,151	↓
Quarter ending March 2018	1,183	↑
Quarter ending June 2018	1,187	→
Quarter ending September 2018	1,195	→
Variance since September 2017	2.5%	↑



ACTIVITY



Month	Adjusted Scheduled Activity (UDA)	
	2018	2019
April	128	189
May	540	443
June	698	676
July	987	1,029
August	1,236	1,289
September	1,468	1,515
October	1,747	
November	2,036	
December	2,211	
January	2,443	
February	2,723	
March	3,068	
April	3,192	
May	3,193	
June	3,193	

QUALITY

	Quantity	Base Number	Contract	AT	Region	England
% of FP17s for the same patient ID Re-attending within 3 months - Children	12	267	4.5%	9.4%	12.2%	11.6%
% of FP17s for the same patient ID Re-attending within 3 months - Adults	107	780	13.7%	12.8%	15.8%	15.5%
% of FP17s for the same patient ID Re-attending between 3 & 9 months - Children	217	267	81.3%	63.3%	60.3%	58.8%
% of FP17s for the same patient ID Re-attending between 3 & 9 months - Adults	524	780	67.2%	55.1%	53.5%	51.1%
% of FP17s for Band 1 Urgent Courses	64	973	6.6%	7.6%	9.1%	9.0%
% of FP17s Relating to Free Repair or Replacements	10	973	1.0%	0.9%	1.0%	0.8%
% of FP17s Relating to Continuations	4	973	0.4%	0.9%	1.0%	0.9%
% of Patients satisfied with the dentistry they have received	2	2	N/A	94.0%	93.6%	93.3%
% of Patients satisfied with the time they had to wait for an appointment	2	2	N/A	89.0%	89.8%	88.9%

* This is based on patients treated on this contract for their most recent course of treatment. Figures in italics indicate the base number of FP17s or Patient Questionnaire responses are less than 100. N/A is shown where the base number of responses is less than 10 during the period. % is calculated as Quantity/Base number*100

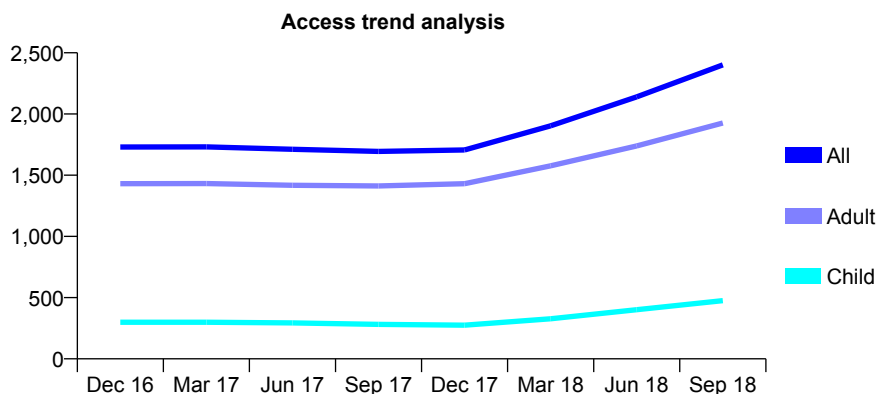
Q50 - Vital Signs At a Glance Contract Report for 761060/0001 - September 2018

Name or company name	Mr Jagdeep Matharu
Contract type name	GDS Contract
Purpose of contract	General
Contract start date	01/04/2006
Contract end date	

18/19 Contracted general activity (UDA)	6,072
Carry forward general activity (UDA)	0
18/19 Contracted orthodontic activity (UOA)	0
Carry forward orthodontic activity (UOA)	0
Baseline contract value	£178,758.88

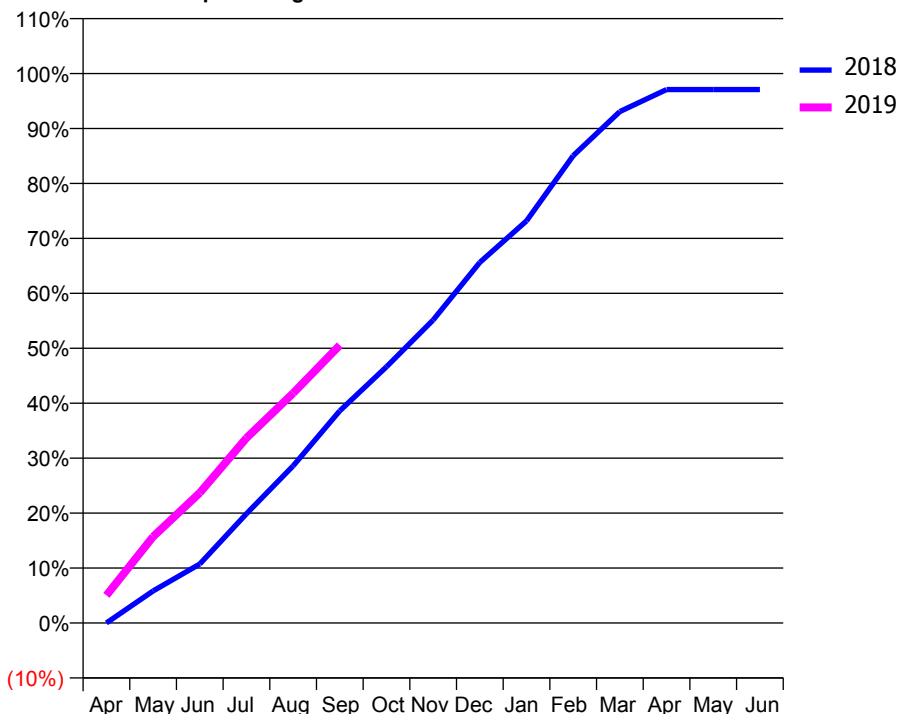
ACCESS*

Patients seen in 24 months	Total	Change since previous quarter
Quarter ending September 2017	1,694	
Quarter ending December 2017	1,706	→
Quarter ending March 2018	1,904	↑
Quarter ending June 2018	2,140	↑
Quarter ending September 2018	2,401	↑
Variance since September 2017	41.7%	↑



ACTIVITY

Cumulative percentage of contracted UDA delivered 2018 & 2019



Month	Adjusted Scheduled Activity (UDA)	
	2018	2019
April	0	305
May	354	954
June	652	1,439
July	1,207	2,045
August	1,736	2,539
September	2,345	3,071
October	2,831	
November	3,349	
December	3,985	
January	4,443	
February	5,163	
March	5,652	
April	5,894	
May	5,894	
June	5,894	

QUALITY

	Quantity	Base Number	Contract	AT	Region	England
% of FP17s for the same patient ID Re-attending within 3 months - Children	26	436	6.0%	9.4%	12.2%	11.6%
% of FP17s for the same patient ID Re-attending within 3 months - Adults	125	1,222	10.2%	12.8%	15.8%	15.5%
% of FP17s for the same patient ID Re-attending between 3 & 9 months - Children	209	436	47.9%	63.3%	60.3%	58.8%
% of FP17s for the same patient ID Re-attending between 3 & 9 months - Adults	606	1,222	49.6%	55.1%	53.5%	51.1%
% of FP17s for Band 1 Urgent Courses	13	1,512	0.9%	7.6%	9.1%	9.0%
% of FP17s Relating to Free Repair or Replacements	23	1,512	1.5%	0.9%	1.0%	0.8%
% of FP17s Relating to Continuations	24	1,512	1.6%	0.9%	1.0%	0.9%
% of Patients satisfied with the dentistry they have received	2	2	N/A	94.0%	93.6%	93.3%
% of Patients satisfied with the time they had to wait for an appointment	2	2	N/A	89.0%	89.8%	88.9%

* This is based on patients treated on this contract for their most recent course of treatment. Figures in italics indicate the base number of FP17s or Patient Questionnaire responses are less than 100. N/A is shown where the base number of responses is less than 10 during the period. % is calculated as Quantity/Base number*100

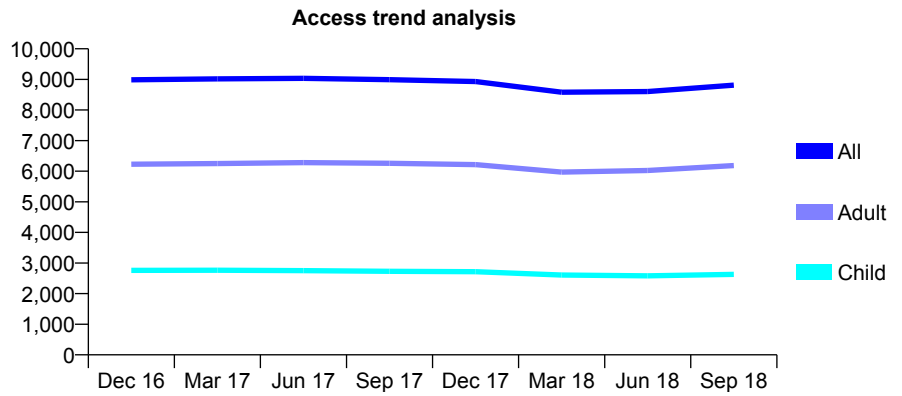
Q50 - Vital Signs At a Glance Contract Report for 762180/0001 - September 2018

Name or company name	MR RJ BROMILEY
Contract type name	GDS Contract
Purpose of contract	General
Contract start date	01/04/2006
Contract end date	

18/19 Contracted general activity (UDA)	23,124
Carry forward general activity (UDA)	0
18/19 Contracted orthodontic activity (UOA)	0
Carry forward orthodontic activity (UOA)	0
Baseline contract value	£775,880.24

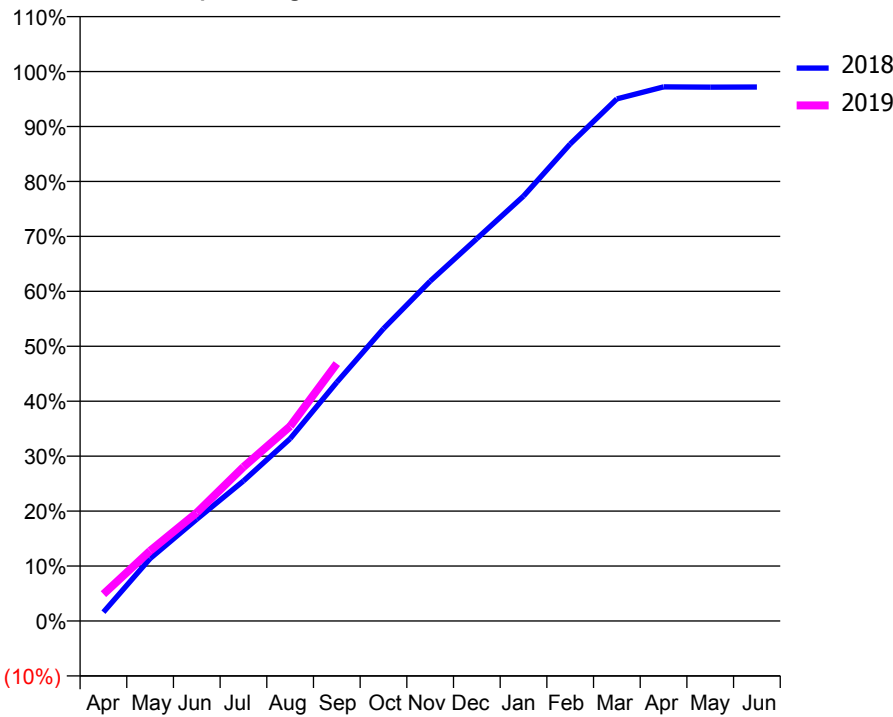
ACCESS*

Patients seen in 24 months	Total	Change since previous quarter
Quarter ending September 2017	8,990	
Quarter ending December 2017	8,932	→
Quarter ending March 2018	8,582	↓
Quarter ending June 2018	8,605	→
Quarter ending September 2018	8,812	↑
Variance since September 2017	(2.0%)	↓



ACTIVITY

Cumulative percentage of contracted UDA delivered 2018 & 2019



Adjusted Scheduled Activity (UDA)		
Month	2018	2019
April	375	1,130
May	2,627	2,954
June	4,285	4,559
July	5,897	6,485
August	7,673	8,195
September	10,047	10,833
October	12,304	
November	14,300	
December	16,090	
January	17,881	
February	20,075	
March	21,974	
April	22,477	
May	22,468	
June	22,471	

QUALITY

	Quantity	Base Number	Contract	AT	Region	England
% of FP17s for the same patient ID Re-attending within 3 months - Children	196	2,507	7.8%	9.4%	12.2%	11.6%
% of FP17s for the same patient ID Re-attending within 3 months - Adults	706	4,856	14.5%	12.8%	15.8%	15.5%
% of FP17s for the same patient ID Re-attending between 3 & 9 months - Children	1,853	2,507	73.9%	63.3%	60.3%	58.8%
% of FP17s for the same patient ID Re-attending between 3 & 9 months - Adults	2,673	4,856	55.0%	55.1%	53.5%	51.1%
% of FP17s for Band 1 Urgent Courses	728	6,576	11.1%	7.6%	9.1%	9.0%
% of FP17s Relating to Free Repair or Replacements	70	6,576	1.1%	0.9%	1.0%	0.8%
% of FP17s Relating to Continuations	14	6,576	0.2%	0.9%	1.0%	0.9%
% of Patients satisfied with the dentistry they have received	13	13	100.0%	94.0%	93.6%	93.3%
% of Patients satisfied with the time they had to wait for an appointment	13	13	100.0%	89.0%	89.8%	88.9%

* This is based on patients treated on this contract for their most recent course of treatment. Figures in italics indicate the base number of FP17s or Patient Questionnaire responses are less than 100. N/A is shown where the base number of responses is less than 10 during the period. % is calculated as Quantity/Base number*100

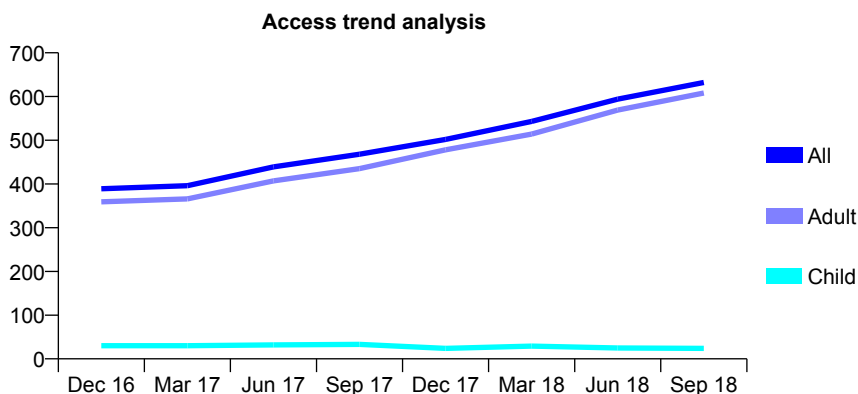
Q50 - Vital Signs At a Glance Contract Report for 762180/0003 - September 2018

Name or company name	MR RJ BROMILEY
Contract type name	PDS Contract
Purpose of contract	General
Contract start date	01/02/2010
Contract end date	31/03/2019

18/19 Contracted general activity (UDA)	4
Carry forward general activity (UDA)	0
18/19 Contracted orthodontic activity (UOA)	0
Carry forward orthodontic activity (UOA)	0
Baseline contract value	£67,686.32

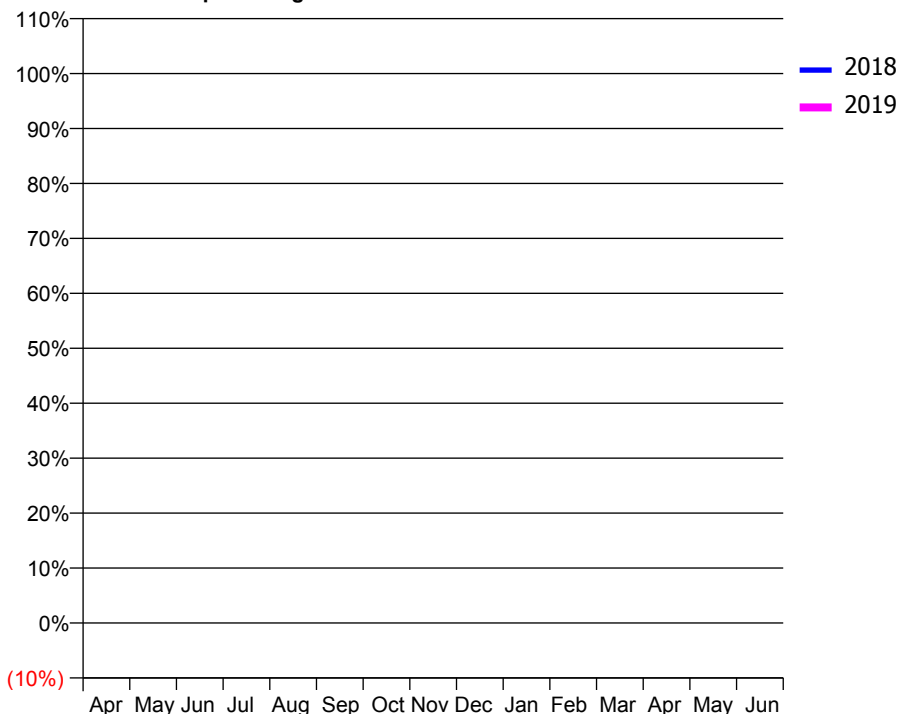
ACCESS*

Patients seen in 24 months	Total	Change since previous quarter
Quarter ending September 2017	468	
Quarter ending December 2017	502	↑
Quarter ending March 2018	543	↑
Quarter ending June 2018	594	↑
Quarter ending September 2018	632	↑
Variance since September 2017	35.0%	↑



ACTIVITY

Cumulative percentage of contracted UDA delivered 2018 & 2019



Month	Adjusted Scheduled Activity (UDA)	
	2018	2019
April	12	69
May	157	179
June	237	249
July	315	335
August	390	402
September	521	518
October	597	
November	696	
December	738	
January	862	
February	890	
March	1,018	
April	1,069	
May	1,069	
June	1,069	

QUALITY

	Quantity	Base Number	Contract	AT	Region	England
% of FP17s for the same patient ID Re-attending within 3 months - Children	1	48	2.1%	9.4%	12.2%	11.6%
% of FP17s for the same patient ID Re-attending within 3 months - Adults	6	421	1.4%	12.8%	15.8%	15.5%
% of FP17s for the same patient ID Re-attending between 3 & 9 months - Children	0	48	0.0%	63.3%	60.3%	58.8%
% of FP17s for the same patient ID Re-attending between 3 & 9 months - Adults	6	421	1.4%	55.1%	53.5%	51.1%
% of FP17s for Band 1 Urgent Courses	419	427	98.1%	7.6%	9.1%	9.0%
% of FP17s Relating to Free Repair or Replacements	0	427	0.0%	0.9%	1.0%	0.8%
% of FP17s Relating to Continuations	0	427	0.0%	0.9%	1.0%	0.9%
% of Patients satisfied with the dentistry they have received	1	1	N/A	94.0%	93.6%	93.3%
% of Patients satisfied with the time they had to wait for an appointment	1	1	N/A	89.0%	89.8%	88.9%

* This is based on patients treated on this contract for their most recent course of treatment. Figures in italics indicate the base number of FP17s or Patient Questionnaire responses are less than 100. N/A is shown where the base number of responses is less than 10 during the period. % is calculated as Quantity/Base number*100

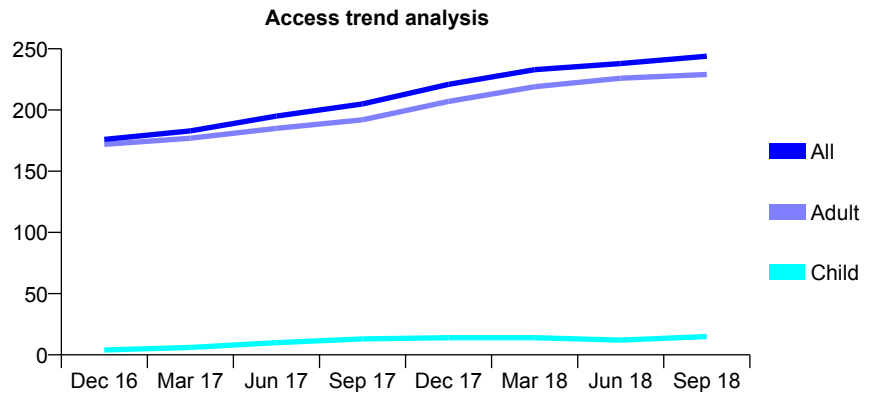
Q50 - Vital Signs At a Glance Contract Report for 762180/0004 - September 2018

Name or company name	MR RJ BROMILEY
Contract type name	PDS Contract
Purpose of contract	General
Contract start date	01/02/2010
Contract end date	31/03/2019

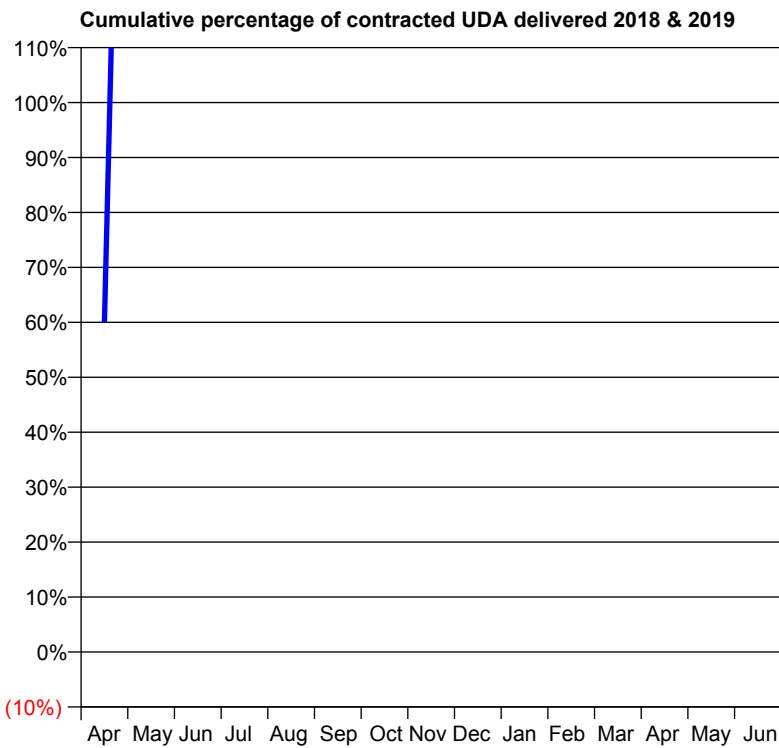
18/19 Contracted general activity (UDA)	16
Carry forward general activity (UDA)	0
18/19 Contracted orthodontic activity (UOA)	0
Carry forward orthodontic activity (UOA)	0
Baseline contract value	£29,612.78

ACCESS*

Patients seen in 24 months	Total	Change since previous quarter
Quarter ending September 2017	205	
Quarter ending December 2017	221	↑
Quarter ending March 2018	233	↑
Quarter ending June 2018	238	↑
Quarter ending September 2018	244	↑
Variance since September 2017	19.0%	↑



ACTIVITY



Month	Adjusted Scheduled Activity (UDA)	
	2018	2019
April	10	25
May	64	60
June	92	88
July	112	120
August	144	142
September	195	191
October	219	
November	243	
December	260	
January	321	
February	345	
March	373	
April	407	
May	407	
June	407	

QUALITY

	Quantity	Base Number	Contract	AT	Region	England
% of FP17s for the same patient ID Re-attending within 3 months - Children	0	20	0.0%	9.4%	12.2%	11.6%
% of FP17s for the same patient ID Re-attending within 3 months - Adults	4	169	2.4%	12.8%	15.8%	15.5%
% of FP17s for the same patient ID Re-attending between 3 & 9 months - Children	0	20	0.0%	63.3%	60.3%	58.8%
% of FP17s for the same patient ID Re-attending between 3 & 9 months - Adults	1	169	0.6%	55.1%	53.5%	51.1%
% of FP17s for Band 1 Urgent Courses	159	160	99.4%	7.6%	9.1%	9.0%
% of FP17s Relating to Free Repair or Replacements	0	160	0.0%	0.9%	1.0%	0.8%
% of FP17s Relating to Continuations	0	160	0.0%	0.9%	1.0%	0.9%
% of Patients satisfied with the dentistry they have received	0	0	N/A	94.0%	93.6%	93.3%
% of Patients satisfied with the time they had to wait for an appointment	0	0	N/A	89.0%	89.8%	88.9%

* This is based on patients treated on this contract for their most recent course of treatment. Figures in italics indicate the base number of FP17s or Patient Questionnaire responses are less than 100. N/A is shown where the base number of responses is less than 10 during the period. % is calculated as Quantity/Base number*100

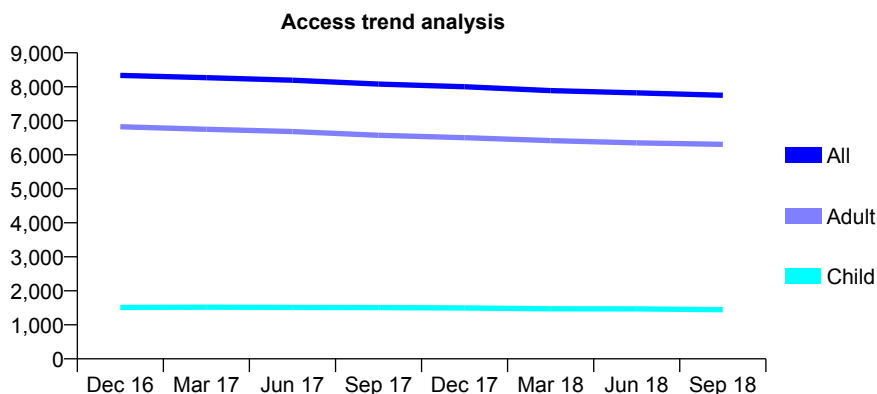
Q50 - Vital Signs At a Glance Contract Report for 772275/0001 - September 2018

Name or company name	MS MM ODUKOYA
Contract type name	GDS Contract
Purpose of contract	General
Contract start date	01/04/2006
Contract end date	

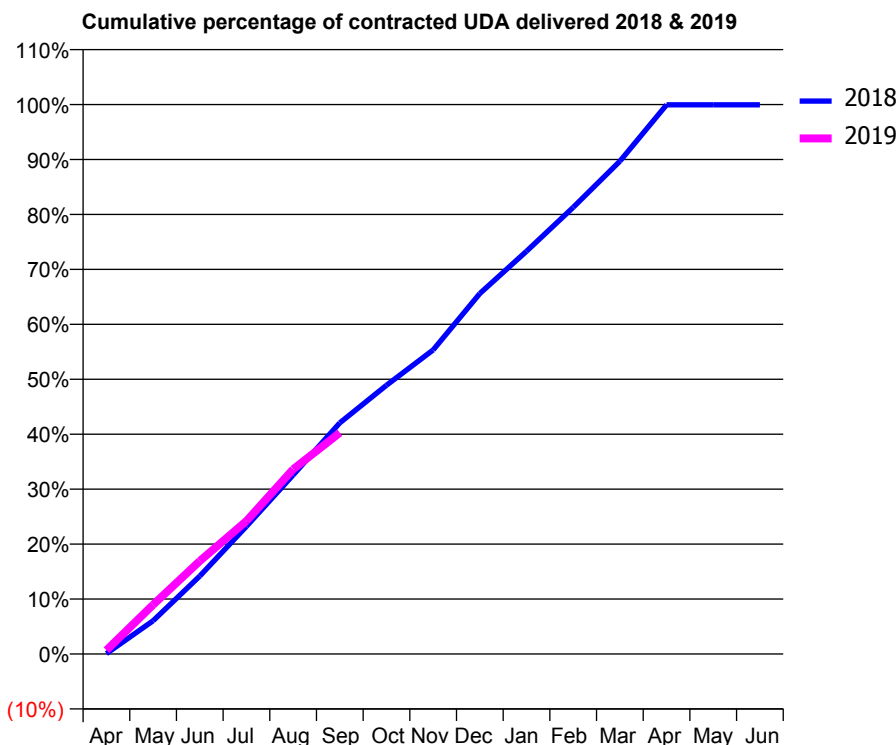
18/19 Contracted general activity (UDA)	19,042
Carry forward general activity (UDA)	0
18/19 Contracted orthodontic activity (UOA)	0
Carry forward orthodontic activity (UOA)	0
Baseline contract value	£599,902.95

ACCESS*

Patients seen in 24 months	Total	Change since previous quarter
Quarter ending September 2017	8,079	
Quarter ending December 2017	8,000	→
Quarter ending March 2018	7,890	↓
Quarter ending June 2018	7,821	→
Quarter ending September 2018	7,752	→
Variance since September 2017	(4.0%)	↓



ACTIVITY



Month	Adjusted Scheduled Activity (UDA)	
	2018	2019
April	16	131
May	1,153	1,707
June	2,700	3,222
July	4,423	4,607
August	6,203	6,401
September	8,010	7,671
October	9,314	
November	10,540	
December	12,492	
January	13,957	
February	15,476	
March	17,075	
April	19,031	
May	19,031	
June	19,030	

QUALITY

	Quantity	Base Number	Contract	AT	Region	England
% of FP17s for the same patient ID Re-attending within 3 months - Children	102	1,265	8.1%	9.4%	12.2%	11.6%
% of FP17s for the same patient ID Re-attending within 3 months - Adults	562	4,488	12.5%	12.8%	15.8%	15.5%
% of FP17s for the same patient ID Re-attending between 3 & 9 months - Children	867	1,265	68.5%	63.3%	60.3%	58.8%
% of FP17s for the same patient ID Re-attending between 3 & 9 months - Adults	1,979	4,488	44.1%	55.1%	53.5%	51.1%
% of FP17s for Band 1 Urgent Courses	353	4,606	7.7%	7.6%	9.1%	9.0%
% of FP17s Relating to Free Repair or Replacements	101	4,606	2.2%	0.9%	1.0%	0.8%
% of FP17s Relating to Continuations	41	4,606	0.9%	0.9%	1.0%	0.9%
% of Patients satisfied with the dentistry they have received	3	3	N/A	94.0%	93.6%	93.3%
% of Patients satisfied with the time they had to wait for an appointment	3	3	N/A	89.0%	89.8%	88.9%

* This is based on patients treated on this contract for their most recent course of treatment. Figures in italics indicate the base number of FP17s or Patient Questionnaire responses are less than 100. N/A is shown where the base number of responses is less than 10 during the period. % is calculated as Quantity/Base number*100

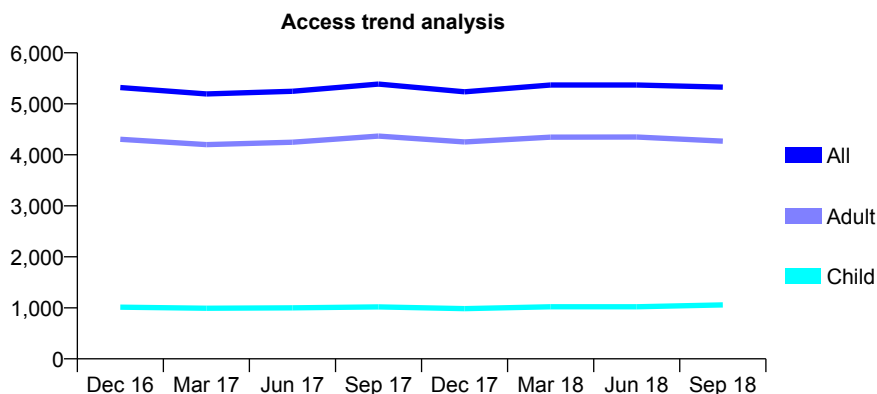
Q50 - Vital Signs At a Glance Contract Report for 776882/0001 - September 2018

Name or company name	Dental Design Studio Hull
Contract type name	GDS Contract
Purpose of contract	General
Contract start date	01/12/2006
Contract end date	

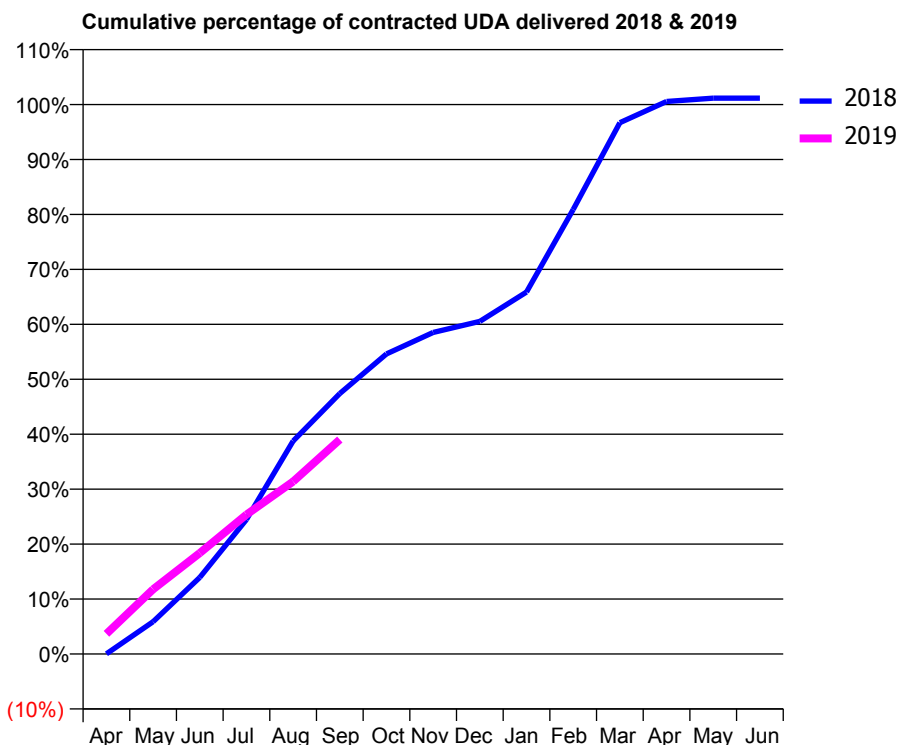
18/19 Contracted general activity (UDA)	13,078
Carry forward general activity (UDA)	0
18/19 Contracted orthodontic activity (UOA)	0
Carry forward orthodontic activity (UOA)	0
Baseline contract value	£348,159.60

ACCESS*

Patients seen in 24 months	Total	Change since previous quarter
Quarter ending September 2017	5,386	
Quarter ending December 2017	5,235	↓
Quarter ending March 2018	5,368	↑
Quarter ending June 2018	5,369	→
Quarter ending September 2018	5,326	→
Variance since September 2017	(1.1%)	↓



ACTIVITY



Month	Adjusted Scheduled Activity (UDA)	
	2018	2019
April	6	480
May	771	1,541
June	1,824	2,404
July	3,199	3,320
August	5,070	4,107
September	6,200	5,106
October	7,141	
November	7,655	
December	7,917	
January	8,616	
February	10,578	
March	12,646	
April	13,149	
May	13,230	
June	13,229	

QUALITY

	Quantity	Base Number	Contract	AT	Region	England
% of FP17s for the same patient ID Re-attending within 3 months - Children	68	817	8.3%	9.4%	12.2%	11.6%
% of FP17s for the same patient ID Re-attending within 3 months - Adults	363	2,880	12.6%	12.8%	15.8%	15.5%
% of FP17s for the same patient ID Re-attending between 3 & 9 months - Children	437	817	53.5%	63.3%	60.3%	58.8%
% of FP17s for the same patient ID Re-attending between 3 & 9 months - Adults	1,541	2,880	53.5%	55.1%	53.5%	51.1%
% of FP17s for Band 1 Urgent Courses	161	2,525	6.4%	7.6%	9.1%	9.0%
% of FP17s Relating to Free Repair or Replacements	9	2,525	0.4%	0.9%	1.0%	0.8%
% of FP17s Relating to Continuations	11	2,525	0.4%	0.9%	1.0%	0.9%
% of Patients satisfied with the dentistry they have received	6	6	N/A	94.0%	93.6%	93.3%
% of Patients satisfied with the time they had to wait for an appointment	5	6	N/A	89.0%	89.8%	88.9%

* This is based on patients treated on this contract for their most recent course of treatment. Figures in italics indicate the base number of FP17s or Patient Questionnaire responses are less than 100. N/A is shown where the base number of responses is less than 10 during the period. % is calculated as Quantity/Base number*100

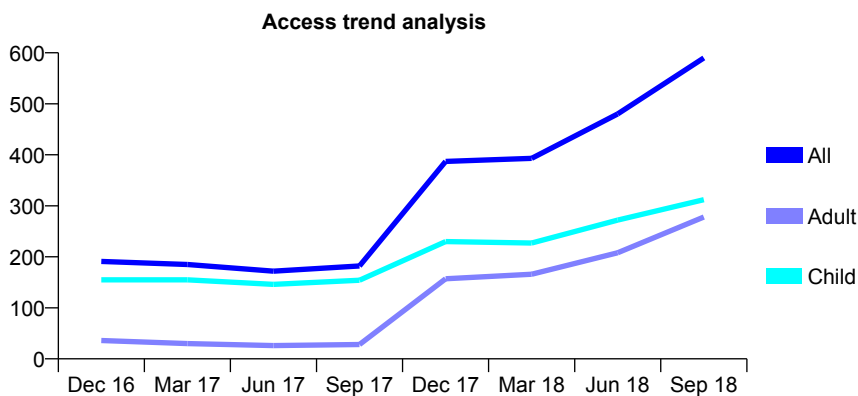
Q50 - Vital Signs At a Glance Contract Report for 802425/0001 - September 2018

Name or company name	Skipper & Moran
Contract type name	GDS Contract
Purpose of contract	General and Orthodontic
Contract start date	01/04/2006
Contract end date	

18/19 Contracted general activity (UDA)	1,846
Carry forward general activity (UDA)	0
18/19 Contracted orthodontic activity (UOA)	0
Carry forward orthodontic activity (UOA)	0
Baseline contract value	£83,830.22

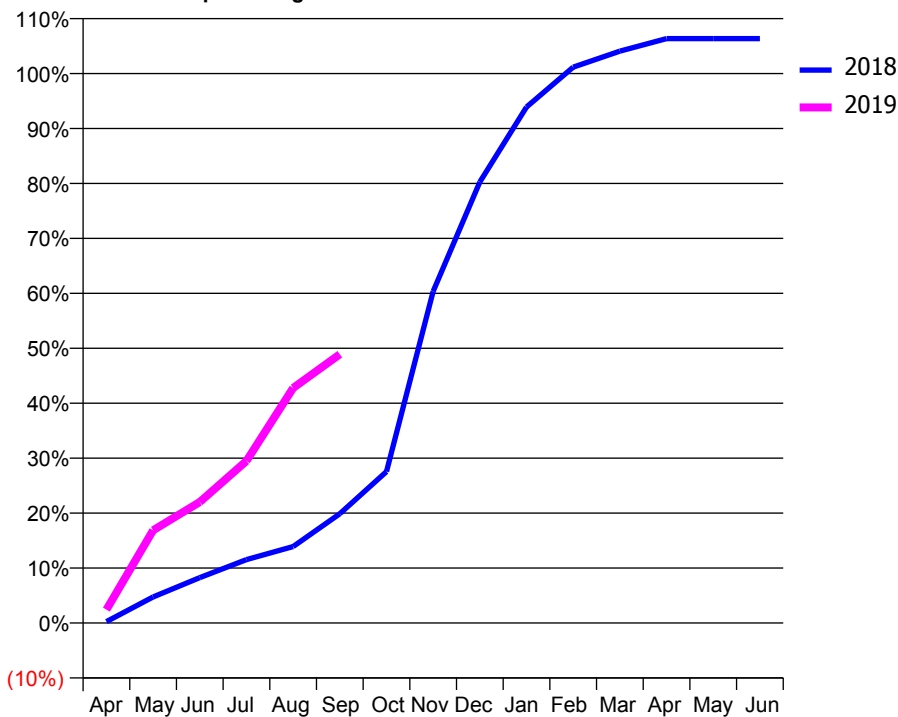
ACCESS*

Patients seen in 24 months	Total	Change since previous quarter
Quarter ending September 2017	182	
Quarter ending December 2017	387	↑
Quarter ending March 2018	393	→
Quarter ending June 2018	480	↑
Quarter ending September 2018	590	↑
Variance since September 2017	224.2%	↑



ACTIVITY

Cumulative percentage of contracted UDA delivered 2018 & 2019



Adjusted Scheduled Activity (UDA)

Month	2018	2019
April	2	45
May	38	311
June	67	406
July	93	545
August	112	790
September	160	903
October	222	
November	487	
December	647	
January	757	
February	815	
March	839	
April	857	
May	857	
June	857	

QUALITY

	Quantity	Base Number	Contract	AT	Region	England
% of FP17s for the same patient ID Re-attending within 3 months - Children	18	308	5.8%	9.4%	12.2%	11.6%
% of FP17s for the same patient ID Re-attending within 3 months - Adults	31	309	10.0%	12.8%	15.8%	15.5%
% of FP17s for the same patient ID Re-attending between 3 & 9 months - Children	113	308	36.7%	63.3%	60.3%	58.8%
% of FP17s for the same patient ID Re-attending between 3 & 9 months - Adults	30	309	9.7%	55.1%	53.5%	51.1%
% of FP17s for Band 1 Urgent Courses	180	598	30.1%	7.6%	9.1%	9.0%
% of FP17s Relating to Free Repair or Replacements	1	598	0.2%	0.9%	1.0%	0.8%
% of FP17s Relating to Continuations	12	598	2.0%	0.9%	1.0%	0.9%
% of Patients satisfied with the dentistry they have received	0	0	N/A	94.0%	93.6%	93.3%
% of Patients satisfied with the time they had to wait for an appointment	0	0	N/A	89.0%	89.8%	88.9%

* This is based on patients treated on this contract for their most recent course of treatment. Figures in italics indicate the base number of FP17s or Patient Questionnaire responses are less than 100. N/A is shown where the base number of responses is less than 10 during the period. % is calculated as Quantity/Base number*100

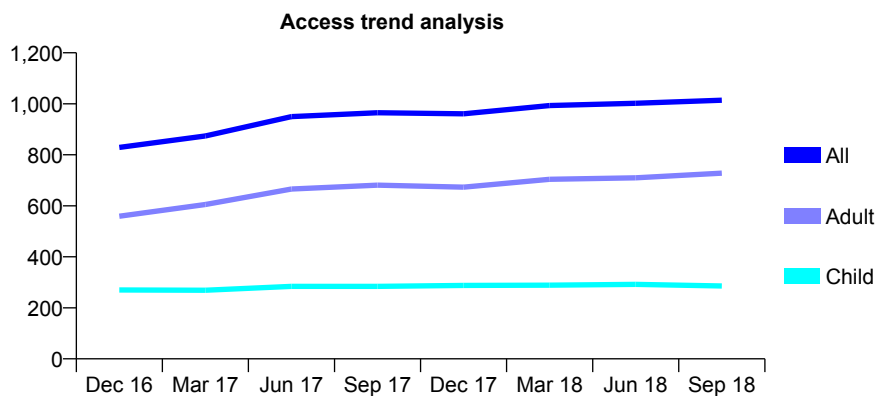
Q50 - Vital Signs At a Glance Contract Report for 810223/0001 - September 2018

Name or company name	MR SW HEYLINGS
Contract type name	GDS Contract
Purpose of contract	General
Contract start date	01/04/2006
Contract end date	

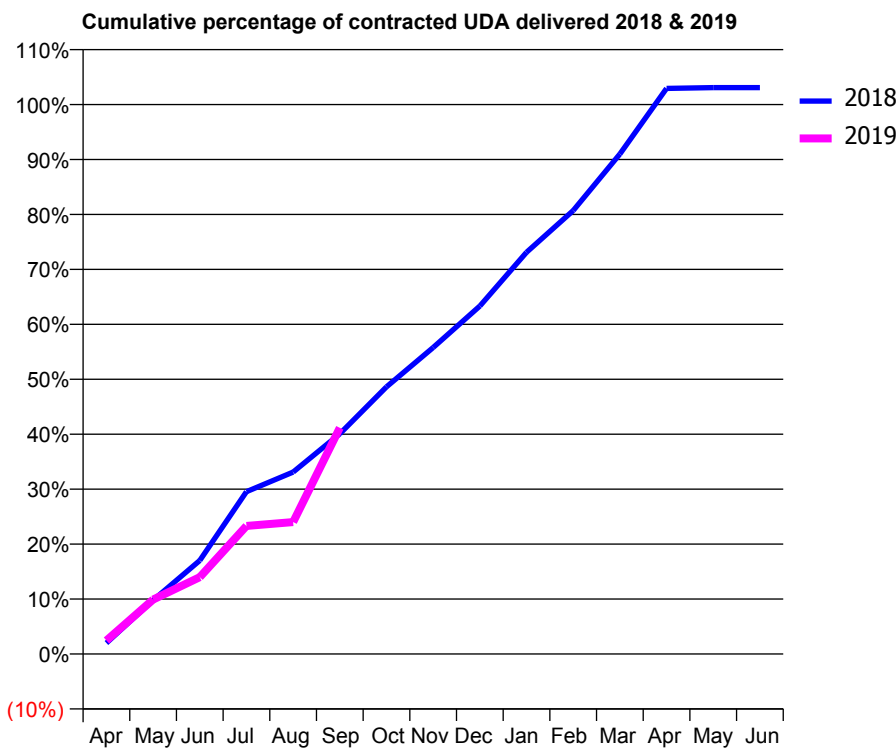
18/19 Contracted general activity (UDA)	2,635
Carry forward general activity (UDA)	0
18/19 Contracted orthodontic activity (UOA)	0
Carry forward orthodontic activity (UOA)	0
Baseline contract value	£72,283.40

ACCESS*

Patients seen in 24 months	Total	Change since previous quarter
Quarter ending September 2017	965	
Quarter ending December 2017	961	→
Quarter ending March 2018	993	↑
Quarter ending June 2018	1,002	→
Quarter ending September 2018	1,014	→
Variance since September 2017	5.1%	↑



ACTIVITY



Adjusted Scheduled Activity (UDA)		
Month	2018	2019
April	53	65
May	258	261
June	449	369
July	779	614
August	873	633
September	1,056	1,085
October	1,281	
November	1,470	
December	1,669	
January	1,926	
February	2,127	
March	2,398	
April	2,712	
May	2,716	
June	2,716	

QUALITY

	Quantity	Base Number	Contract	AT	Region	England
% of FP17s for the same patient ID Re-attending within 3 months - Children	10	203	4.9%	9.4%	12.2%	11.6%
% of FP17s for the same patient ID Re-attending within 3 months - Adults	74	487	15.2%	12.8%	15.8%	15.5%
% of FP17s for the same patient ID Re-attending between 3 & 9 months - Children	112	203	55.2%	63.3%	60.3%	58.8%
% of FP17s for the same patient ID Re-attending between 3 & 9 months - Adults	264	487	54.2%	55.1%	53.5%	51.1%
% of FP17s for Band 1 Urgent Courses	29	549	5.3%	7.6%	9.1%	9.0%
% of FP17s Relating to Free Repair or Replacements	0	549	0.0%	0.9%	1.0%	0.8%
% of FP17s Relating to Continuations	7	549	1.3%	0.9%	1.0%	0.9%
% of Patients satisfied with the dentistry they have received	6	6	N/A	94.0%	93.6%	93.3%
% of Patients satisfied with the time they had to wait for an appointment	6	6	N/A	89.0%	89.8%	88.9%

* This is based on patients treated on this contract for their most recent course of treatment. Figures in italics indicate the base number of FP17s or Patient Questionnaire responses are less than 100. N/A is shown where the base number of responses is less than 10 during the period. % is calculated as Quantity/Base number*100

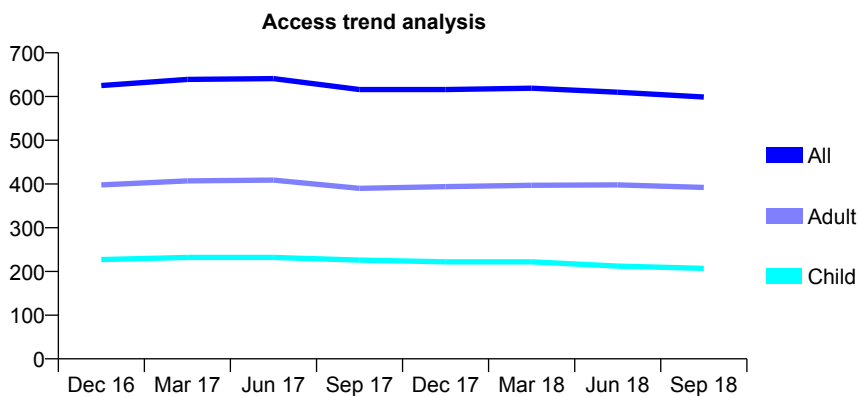
Q50 - Vital Signs At a Glance Contract Report for 810290/0001 - September 2018

Name or company name	MR PA RIDING
Contract type name	GDS Contract
Purpose of contract	General
Contract start date	01/04/2006
Contract end date	

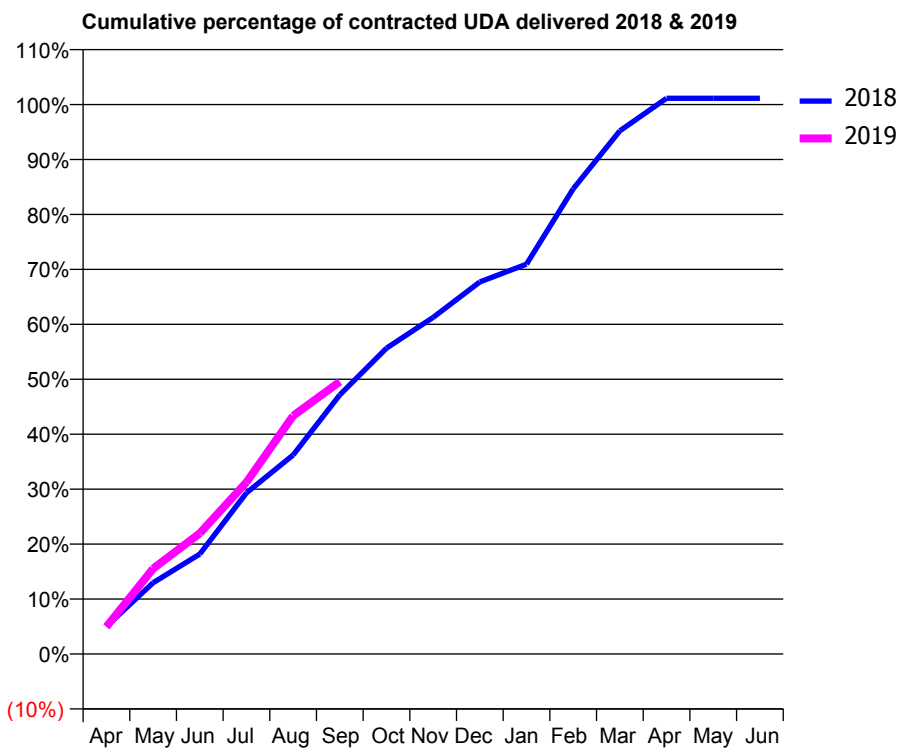
18/19 Contracted general activity (UDA)	1,711
Carry forward general activity (UDA)	0
18/19 Contracted orthodontic activity (UOA)	0
Carry forward orthodontic activity (UOA)	0
Baseline contract value	£51,717.65

ACCESS*

Patients seen in 24 months	Total	Change since previous quarter
Quarter ending September 2017	616	
Quarter ending December 2017	616	→
Quarter ending March 2018	619	→
Quarter ending June 2018	610	↓
Quarter ending September 2018	599	↓
Variance since September 2017	(2.8%)	↓



ACTIVITY



Month	Adjusted Scheduled Activity (UDA)	
	2018	2019
April	86	85
May	222	266
June	311	376
July	502	535
August	620	742
September	807	848
October	952	
November	1,048	
December	1,159	
January	1,214	
February	1,448	
March	1,629	
April	1,730	
May	1,730	
June	1,730	

QUALITY

	Quantity	Base Number	Contract	AT	Region	England
% of FP17s for the same patient ID Re-attending within 3 months - Children	12	162	7.4%	9.4%	12.2%	11.6%
% of FP17s for the same patient ID Re-attending within 3 months - Adults	15	220	6.8%	12.8%	15.8%	15.5%
% of FP17s for the same patient ID Re-attending between 3 & 9 months - Children	95	162	58.6%	63.3%	60.3%	58.8%
% of FP17s for the same patient ID Re-attending between 3 & 9 months - Adults	127	220	57.7%	55.1%	53.5%	51.1%
% of FP17s for Band 1 Urgent Courses	6	338	1.8%	7.6%	9.1%	9.0%
% of FP17s Relating to Free Repair or Replacements	0	338	0.0%	0.9%	1.0%	0.8%
% of FP17s Relating to Continuations	3	338	0.9%	0.9%	1.0%	0.9%
% of Patients satisfied with the dentistry they have received	0	0	N/A	94.0%	93.6%	93.3%
% of Patients satisfied with the time they had to wait for an appointment	0	0	N/A	89.0%	89.8%	88.9%

* This is based on patients treated on this contract for their most recent course of treatment. Figures in italics indicate the base number of FP17s or Patient Questionnaire responses are less than 100. N/A is shown where the base number of responses is less than 10 during the period. % is calculated as Quantity/Base number*100

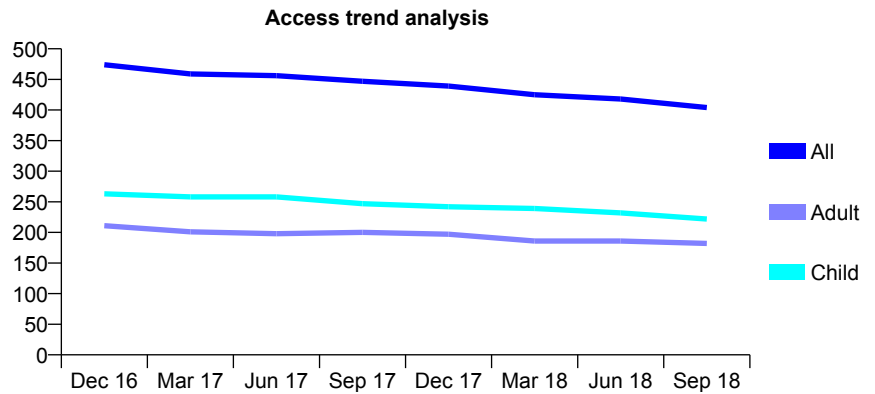
Q50 - Vital Signs At a Glance Contract Report for 811076/0001 - September 2018

Name or company name	MR DR FEIRN
Contract type name	GDS Contract
Purpose of contract	General and Orthodontic
Contract start date	01/04/2006
Contract end date	

18/19 Contracted general activity (UDA)	1,000
Carry forward general activity (UDA)	0
18/19 Contracted orthodontic activity (UOA)	220
Carry forward orthodontic activity (UOA)	0
Baseline contract value	£40,429.52

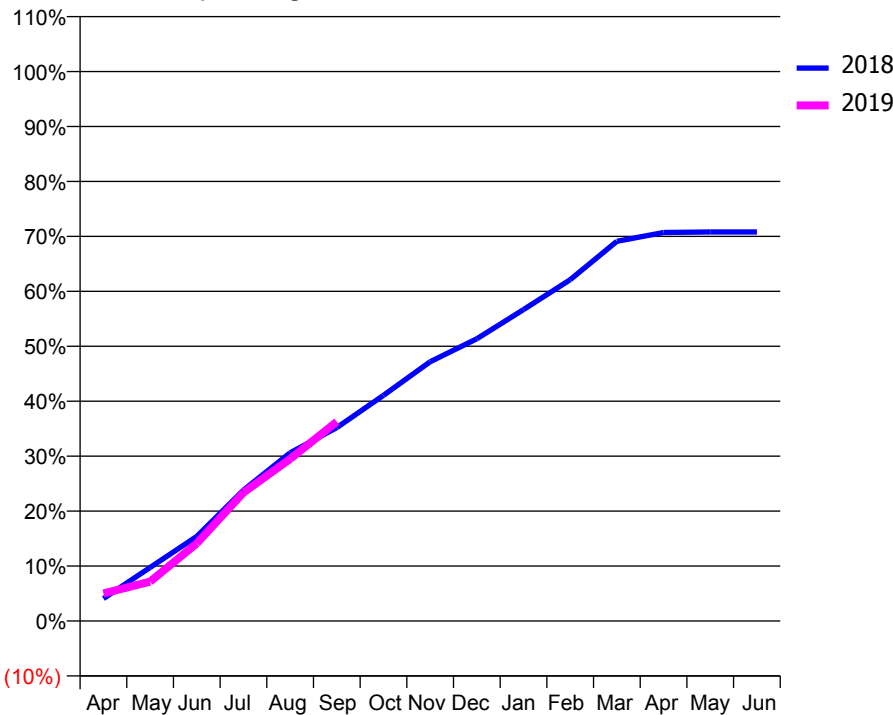
ACCESS*

Patients seen in 24 months	Total	Change since previous quarter
Quarter ending September 2017	447	
Quarter ending December 2017	439	↓
Quarter ending March 2018	425	↓
Quarter ending June 2018	418	↓
Quarter ending September 2018	404	↓
Variance since September 2017	(9.6%)	↓



ACTIVITY

Cumulative percentage of contracted UDA delivered 2018 & 2019



Adjusted Scheduled Activity (UDA)		
Month	2018	2019
April	50	50
May	118	72
June	187	141
July	289	234
August	372	295
September	427	363
October	499	
November	573	
December	624	
January	688	
February	754	
March	839	
April	858	
May	859	
June	859	

QUALITY

	Quantity	Base Number	Contract	AT	Region	England
% of FP17s for the same patient ID Re-attending within 3 months - Children	15	160	9.4%	9.4%	12.2%	11.6%
% of FP17s for the same patient ID Re-attending within 3 months - Adults	19	114	16.7%	12.8%	15.8%	15.5%
% of FP17s for the same patient ID Re-attending between 3 & 9 months - Children	102	160	63.7%	63.3%	60.3%	58.8%
% of FP17s for the same patient ID Re-attending between 3 & 9 months - Adults	56	114	49.1%	55.1%	53.5%	51.1%
% of FP17s for Band 1 Urgent Courses	13	258	5.0%	7.6%	9.1%	9.0%
% of FP17s Relating to Free Repair or Replacements	0	258	0.0%	0.9%	1.0%	0.8%
% of FP17s Relating to Continuations	0	258	0.0%	0.9%	1.0%	0.9%
% of Patients satisfied with the dentistry they have received	1	1	N/A	94.0%	93.6%	93.3%
% of Patients satisfied with the time they had to wait for an appointment	1	1	N/A	89.0%	89.8%	88.9%

* This is based on patients treated on this contract for their most recent course of treatment. Figures in italics indicate the base number of FP17s or Patient Questionnaire responses are less than 100. N/A is shown where the base number of responses is less than 10 during the period. % is calculated as Quantity/Base number*100

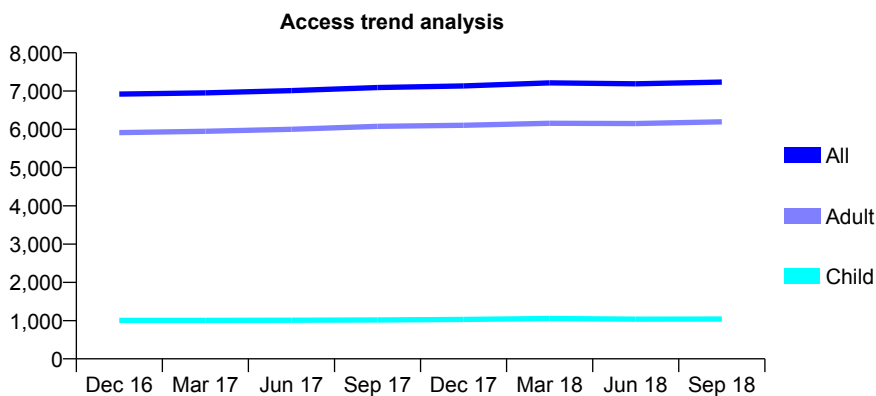
Q50 - Vital Signs At a Glance Contract Report for 819794/0001 - September 2018

Name or company name	Stokesley Dental Practice
Contract type name	GDS Contract
Purpose of contract	General
Contract start date	01/12/2006
Contract end date	

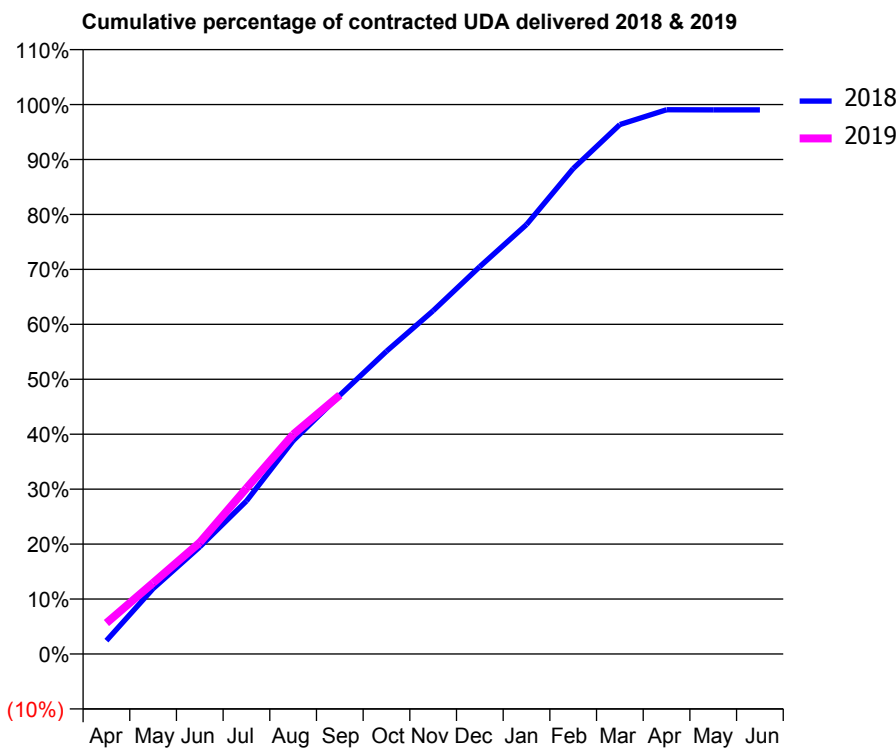
18/19 Contracted general activity (UDA)	24,510
Carry forward general activity (UDA)	0
18/19 Contracted orthodontic activity (UOA)	0
Carry forward orthodontic activity (UOA)	0
Baseline contract value	£575,708.23

ACCESS*

Patients seen in 24 months	Total	Change since previous quarter
Quarter ending September 2017	7,092	
Quarter ending December 2017	7,135	→
Quarter ending March 2018	7,213	→
Quarter ending June 2018	7,188	→
Quarter ending September 2018	7,236	→
Variance since September 2017	2.0%	↑



ACTIVITY



Month	Adjusted Scheduled Activity (UDA)	
	2018	2019
April	600	1,382
May	2,919	3,175
June	4,778	4,977
July	6,824	7,398
August	9,513	9,793
September	11,540	11,549
October	13,505	
November	15,315	
December	17,279	
January	19,155	
February	21,656	
March	23,619	
April	24,274	
May	24,270	
June	24,269	

QUALITY

	Quantity	Base Number	Contract	AT	Region	England
% of FP17s for the same patient ID Re-attending within 3 months - Children	41	918	4.5%	9.4%	12.2%	11.6%
% of FP17s for the same patient ID Re-attending within 3 months - Adults	961	5,750	16.7%	12.8%	15.8%	15.5%
% of FP17s for the same patient ID Re-attending between 3 & 9 months - Children	677	918	73.7%	63.3%	60.3%	58.8%
% of FP17s for the same patient ID Re-attending between 3 & 9 months - Adults	3,889	5,750	67.6%	55.1%	53.5%	51.1%
% of FP17s for Band 1 Urgent Courses	581	6,299	9.2%	7.6%	9.1%	9.0%
% of FP17s Relating to Free Repair or Replacements	199	6,299	3.2%	0.9%	1.0%	0.8%
% of FP17s Relating to Continuations	134	6,299	2.1%	0.9%	1.0%	0.9%
% of Patients satisfied with the dentistry they have received	17	18	94.4%	94.0%	93.6%	93.3%
% of Patients satisfied with the time they had to wait for an appointment	17	18	94.4%	89.0%	89.8%	88.9%

* This is based on patients treated on this contract for their most recent course of treatment. Figures in italics indicate the base number of FP17s or Patient Questionnaire responses are less than 100. N/A is shown where the base number of responses is less than 10 during the period. % is calculated as Quantity/Base number*100

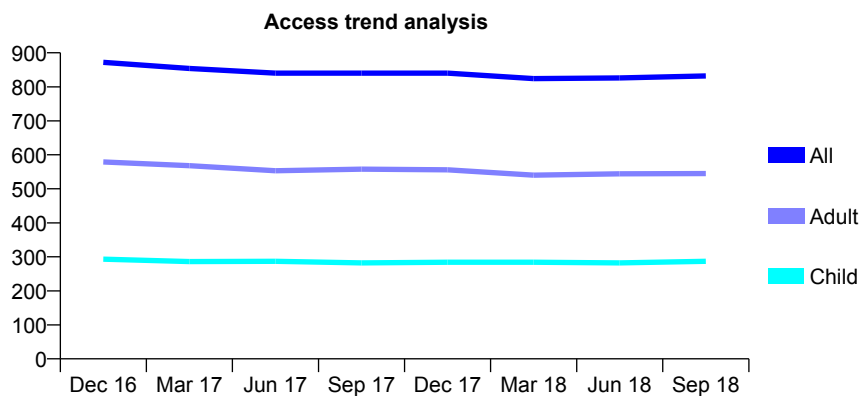
Q50 - Vital Signs At a Glance Contract Report for 824100/0001 - September 2018

Name or company name	MR AR DICKENS
Contract type name	GDS Contract
Purpose of contract	General
Contract start date	01/04/2006
Contract end date	

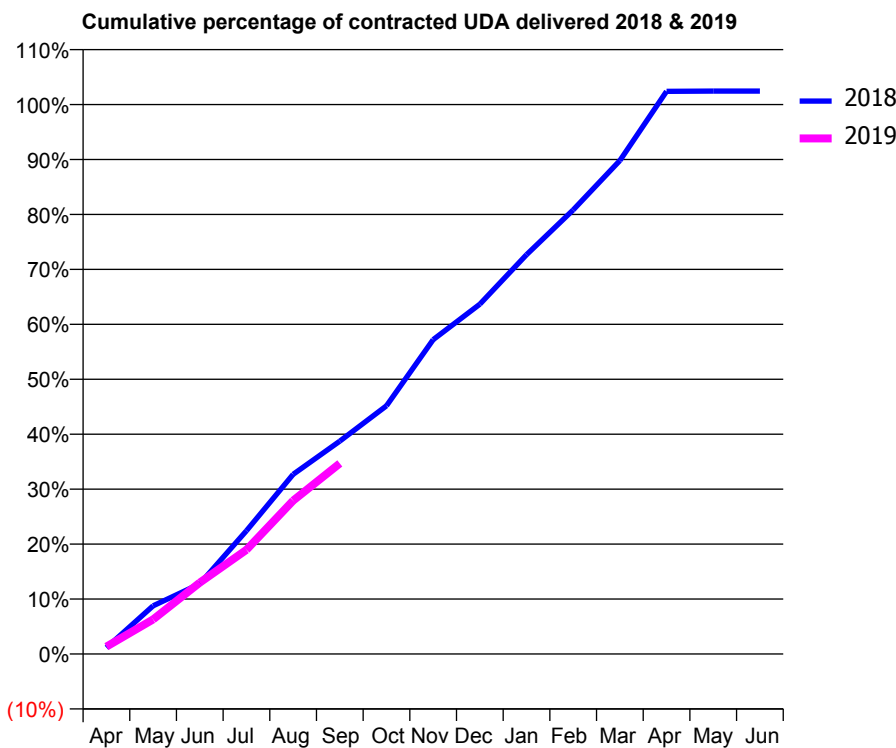
18/19 Contracted general activity (UDA)	1,924
Carry forward general activity (UDA)	0
18/19 Contracted orthodontic activity (UOA)	0
Carry forward orthodontic activity (UOA)	0
Baseline contract value	£58,477.80

ACCESS*

Patients seen in 24 months	Total	Change since previous quarter
Quarter ending September 2017	840	
Quarter ending December 2017	840	→
Quarter ending March 2018	824	↓
Quarter ending June 2018	826	→
Quarter ending September 2018	832	→
Variance since September 2017	(1.0%)	→



ACTIVITY



Month	Adjusted Scheduled Activity (UDA)	
	2018	2019
April	22	26
May	169	121
June	246	250
July	432	365
August	629	537
September	746	668
October	869	
November	1,101	
December	1,225	
January	1,398	
February	1,555	
March	1,728	
April	1,970	
May	1,971	
June	1,971	

QUALITY

	Quantity	Base Number	Contract	AT	Region	England
% of FP17s for the same patient ID Re-attending within 3 months - Children	13	203	6.4%	9.4%	12.2%	11.6%
% of FP17s for the same patient ID Re-attending within 3 months - Adults	37	313	11.8%	12.8%	15.8%	15.5%
% of FP17s for the same patient ID Re-attending between 3 & 9 months - Children	103	203	50.7%	63.3%	60.3%	58.8%
% of FP17s for the same patient ID Re-attending between 3 & 9 months - Adults	133	313	42.5%	55.1%	53.5%	51.1%
% of FP17s for Band 1 Urgent Courses	43	403	10.7%	7.6%	9.1%	9.0%
% of FP17s Relating to Free Repair or Replacements	2	403	0.5%	0.9%	1.0%	0.8%
% of FP17s Relating to Continuations	1	403	0.2%	0.9%	1.0%	0.9%
% of Patients satisfied with the dentistry they have received	1	1	N/A	94.0%	93.6%	93.3%
% of Patients satisfied with the time they had to wait for an appointment	1	1	N/A	89.0%	89.8%	88.9%

* This is based on patients treated on this contract for their most recent course of treatment. Figures in italics indicate the base number of FP17s or Patient Questionnaire responses are less than 100. N/A is shown where the base number of responses is less than 10 during the period. % is calculated as Quantity/Base number*100

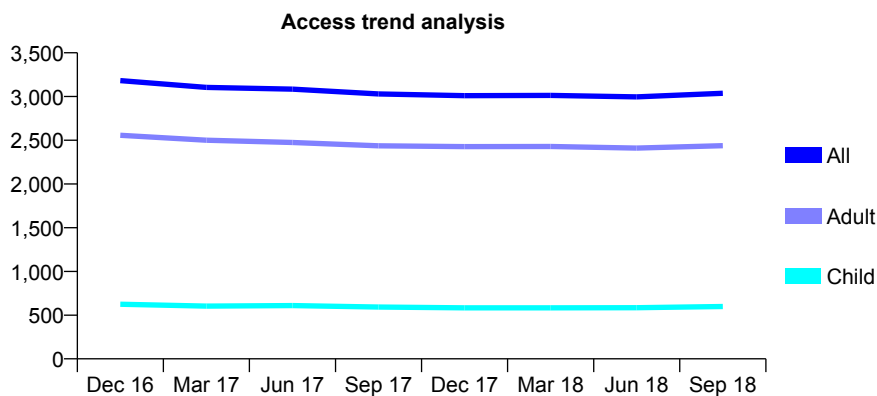
Q50 - Vital Signs At a Glance Contract Report for 844152/0001 - September 2018

Name or company name	MR ST COLES
Contract type name	GDS Contract
Purpose of contract	General
Contract start date	01/04/2006
Contract end date	

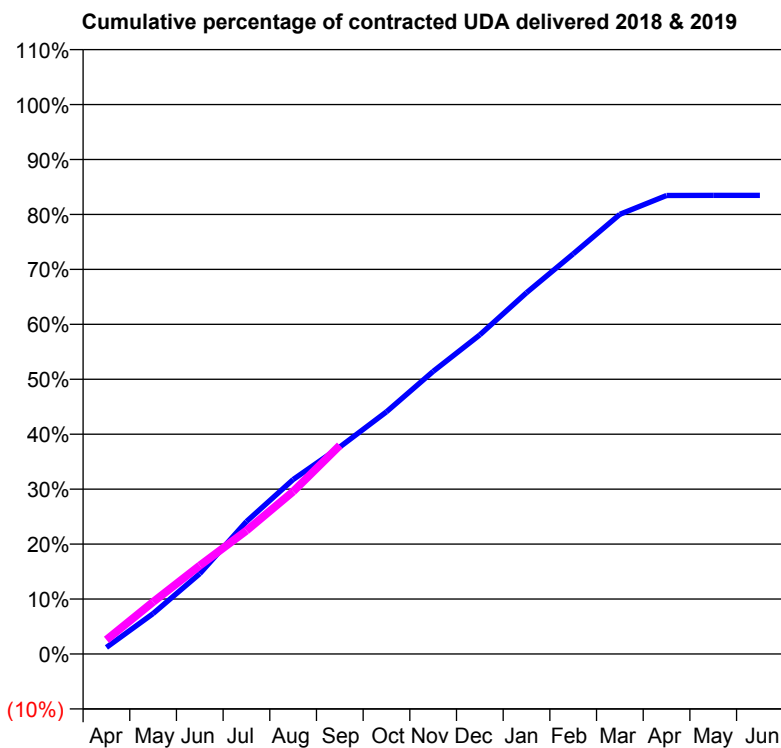
18/19 Contracted general activity (UDA)	8,810
Carry forward general activity (UDA)	0
18/19 Contracted orthodontic activity (UOA)	0
Carry forward orthodontic activity (UOA)	0
Baseline contract value	£272,676.98

ACCESS*

Patients seen in 24 months	Total	Change since previous quarter
Quarter ending September 2017	3,029	
Quarter ending December 2017	3,010	→
Quarter ending March 2018	3,012	→
Quarter ending June 2018	2,996	→
Quarter ending September 2018	3,037	→
Variance since September 2017	0.3%	→



ACTIVITY



Month	Adjusted Scheduled Activity (UDA)	
	2018	2019
April	105	228
May	650	835
June	1,288	1,418
July	2,124	1,979
August	2,798	2,604
September	3,319	3,345
October	3,883	
November	4,532	
December	5,116	
January	5,793	
February	6,416	
March	7,051	
April	7,350	
May	7,354	
June	7,354	

QUALITY

	Quantity	Base Number	Contract	AT	Region	England
% of FP17s for the same patient ID Re-attending within 3 months - Children	23	298	7.7%	9.4%	12.2%	11.6%
% of FP17s for the same patient ID Re-attending within 3 months - Adults	167	1,218	13.7%	12.8%	15.8%	15.5%
% of FP17s for the same patient ID Re-attending between 3 & 9 months - Children	46	298	15.4%	63.3%	60.3%	58.8%
% of FP17s for the same patient ID Re-attending between 3 & 9 months - Adults	291	1,218	23.9%	55.1%	53.5%	51.1%
% of FP17s for Band 1 Urgent Courses	70	1,415	4.9%	7.6%	9.1%	9.0%
% of FP17s Relating to Free Repair or Replacements	33	1,415	2.3%	0.9%	1.0%	0.8%
% of FP17s Relating to Continuations	20	1,415	1.4%	0.9%	1.0%	0.9%
% of Patients satisfied with the dentistry they have received	3	3	N/A	94.0%	93.6%	93.3%
% of Patients satisfied with the time they had to wait for an appointment	2	3	N/A	89.0%	89.8%	88.9%

* This is based on patients treated on this contract for their most recent course of treatment. Figures in italics indicate the base number of FP17s or Patient Questionnaire responses are less than 100. N/A is shown where the base number of responses is less than 10 during the period. % is calculated as Quantity/Base number*100

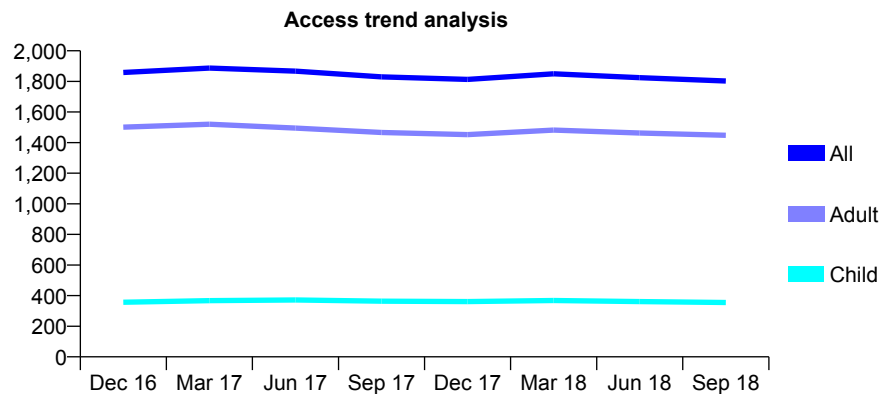
Q50 - Vital Signs At a Glance Contract Report for 854549/0001 - September 2018

Name or company name	Nirav Thakker Dental Limited
Contract type name	GDS Contract
Purpose of contract	General
Contract start date	20/07/2009
Contract end date	

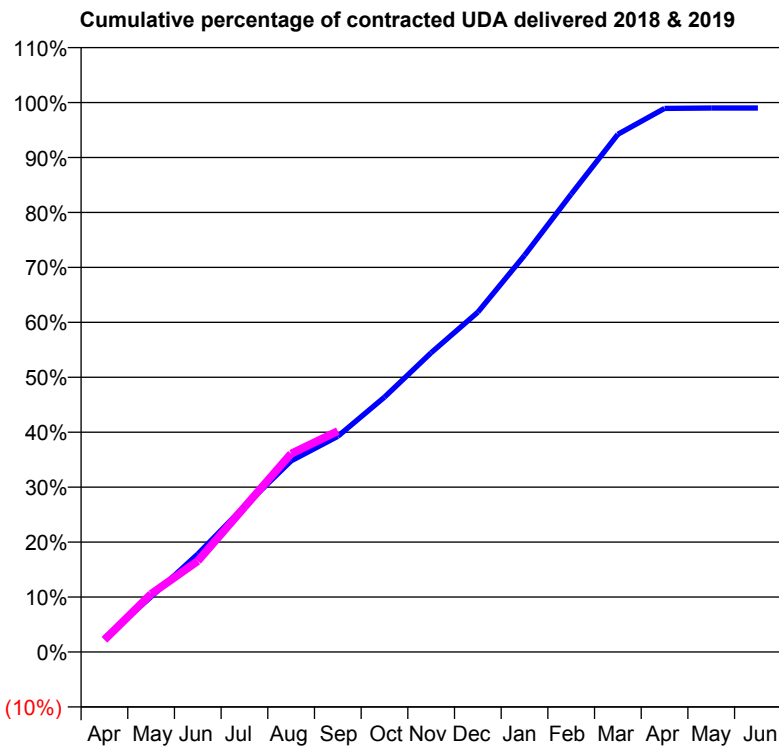
18/19 Contracted general activity (UDA)	7,000
Carry forward general activity (UDA)	0
18/19 Contracted orthodontic activity (UOA)	0
Carry forward orthodontic activity (UOA)	0
Baseline contract value	£190,204.54

ACCESS*

Patients seen in 24 months	Total	Change since previous quarter
Quarter ending September 2017	1,830	
Quarter ending December 2017	1,813	→
Quarter ending March 2018	1,850	↑
Quarter ending June 2018	1,824	↓
Quarter ending September 2018	1,803	↓
Variance since September 2017	(1.5%)	↓



ACTIVITY



Adjusted Scheduled Activity (UDA)		
Month	2018	2019
April	177	156
May	704	740
June	1,247	1,159
July	1,855	1,845
August	2,435	2,527
September	2,748	2,815
October	3,248	
November	3,813	
December	4,329	
January	5,052	
February	5,833	
March	6,596	
April	6,925	
May	6,930	
June	6,930	

QUALITY

	Quantity	Base Number	Contract	AT	Region	England
% of FP17s for the same patient ID Re-attending within 3 months - Children	32	320	10.0%	9.4%	12.2%	11.6%
% of FP17s for the same patient ID Re-attending within 3 months - Adults	202	1,235	16.4%	12.8%	15.8%	15.5%
% of FP17s for the same patient ID Re-attending between 3 & 9 months - Children	242	320	75.6%	63.3%	60.3%	58.8%
% of FP17s for the same patient ID Re-attending between 3 & 9 months - Adults	882	1,235	71.4%	55.1%	53.5%	51.1%
% of FP17s for Band 1 Urgent Courses	58	1,447	4.0%	7.6%	9.1%	9.0%
% of FP17s Relating to Free Repair or Replacements	15	1,447	1.0%	0.9%	1.0%	0.8%
% of FP17s Relating to Continuations	3	1,447	0.2%	0.9%	1.0%	0.9%
% of Patients satisfied with the dentistry they have received	1	2	N/A	94.0%	93.6%	93.3%
% of Patients satisfied with the time they had to wait for an appointment	2	2	N/A	89.0%	89.8%	88.9%

* This is based on patients treated on this contract for their most recent course of treatment. Figures in italics indicate the base number of FP17s or Patient Questionnaire responses are less than 100. N/A is shown where the base number of responses is less than 10 during the period. % is calculated as Quantity/Base number*100

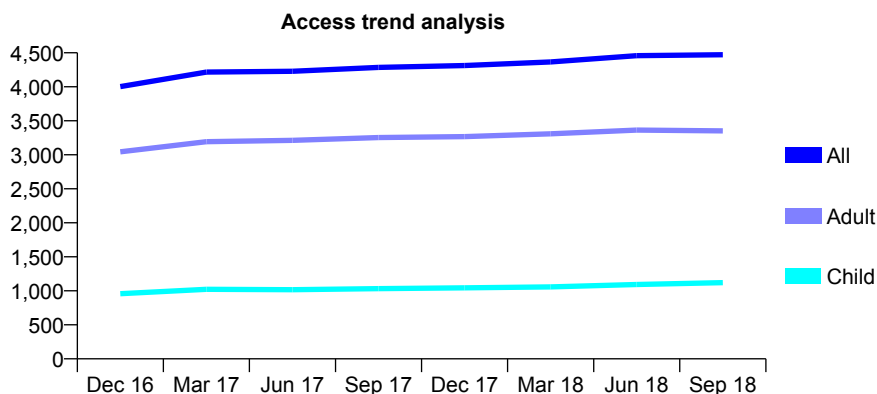
Q50 - Vital Signs At a Glance Contract Report for 858404/0001 - September 2018

Name or company name	MR MS AKHTAR
Contract type name	GDS Contract
Purpose of contract	General
Contract start date	01/12/2009
Contract end date	

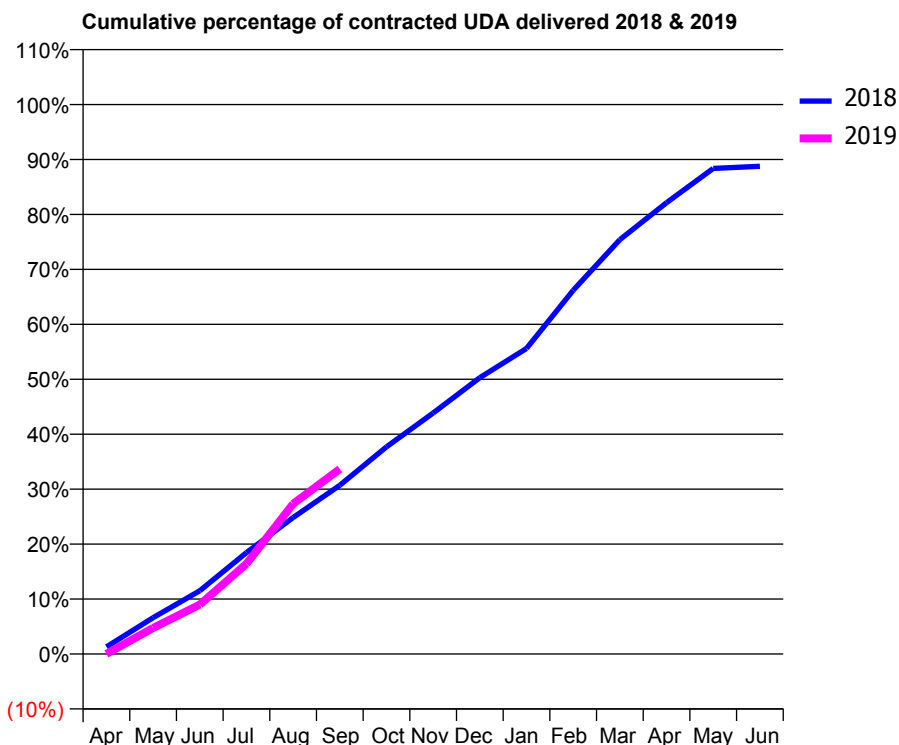
18/19 Contracted general activity (UDA)	14,000
Carry forward general activity (UDA)	0
18/19 Contracted orthodontic activity (UOA)	0
Carry forward orthodontic activity (UOA)	0
Baseline contract value	£364,885.47

ACCESS*

Patients seen in 24 months	Total	Change since previous quarter
Quarter ending September 2017	4,285	
Quarter ending December 2017	4,312	→
Quarter ending March 2018	4,366	→
Quarter ending June 2018	4,458	↑
Quarter ending September 2018	4,471	→
Variance since September 2017	4.3%	↑



ACTIVITY



Month	Adjusted Scheduled Activity (UDA)	
	2018	2019
April	183	0
May	925	663
June	1,611	1,259
July	2,584	2,297
August	3,476	3,826
September	4,299	4,714
October	5,277	
November	6,140	
December	7,041	
January	7,786	
February	9,267	
March	10,557	
April	11,500	
May	12,371	
June	12,426	

QUALITY

	Quantity	Base Number	Contract	AT	Region	England
% of FP17s for the same patient ID Re-attending within 3 months - Children	29	736	3.9%	9.4%	12.2%	11.6%
% of FP17s for the same patient ID Re-attending within 3 months - Adults	263	2,219	11.9%	12.8%	15.8%	15.5%
% of FP17s for the same patient ID Re-attending between 3 & 9 months - Children	401	736	54.5%	63.3%	60.3%	58.8%
% of FP17s for the same patient ID Re-attending between 3 & 9 months - Adults	1,290	2,219	58.1%	55.1%	53.5%	51.1%
% of FP17s for Band 1 Urgent Courses	142	2,272	6.3%	7.6%	9.1%	9.0%
% of FP17s Relating to Free Repair or Replacements	31	2,272	1.4%	0.9%	1.0%	0.8%
% of FP17s Relating to Continuations	13	2,272	0.6%	0.9%	1.0%	0.9%
% of Patients satisfied with the dentistry they have received	16	16	100.0%	94.0%	93.6%	93.3%
% of Patients satisfied with the time they had to wait for an appointment	15	16	93.8%	89.0%	89.8%	88.9%

* This is based on patients treated on this contract for their most recent course of treatment. Figures in italics indicate the base number of FP17s or Patient Questionnaire responses are less than 100. N/A is shown where the base number of responses is less than 10 during the period. % is calculated as Quantity/Base number*100

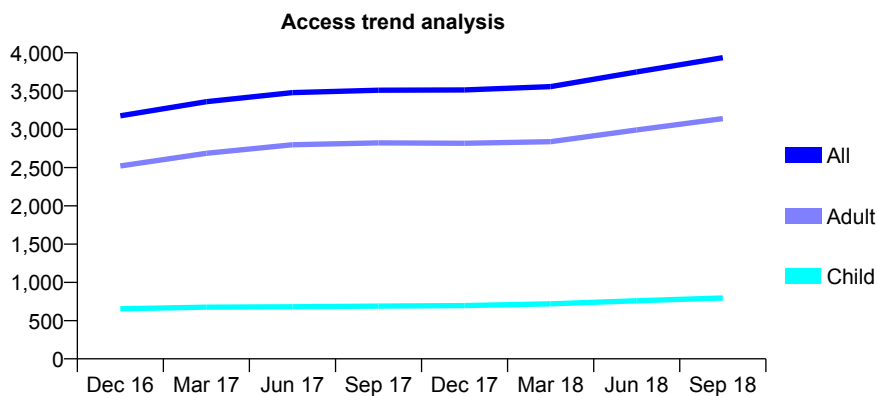
Q50 - Vital Signs At a Glance Contract Report for 876712/0001 - September 2018

Name or company name	MR A BAGGA
Contract type name	GDS Contract
Purpose of contract	General
Contract start date	01/09/2015
Contract end date	

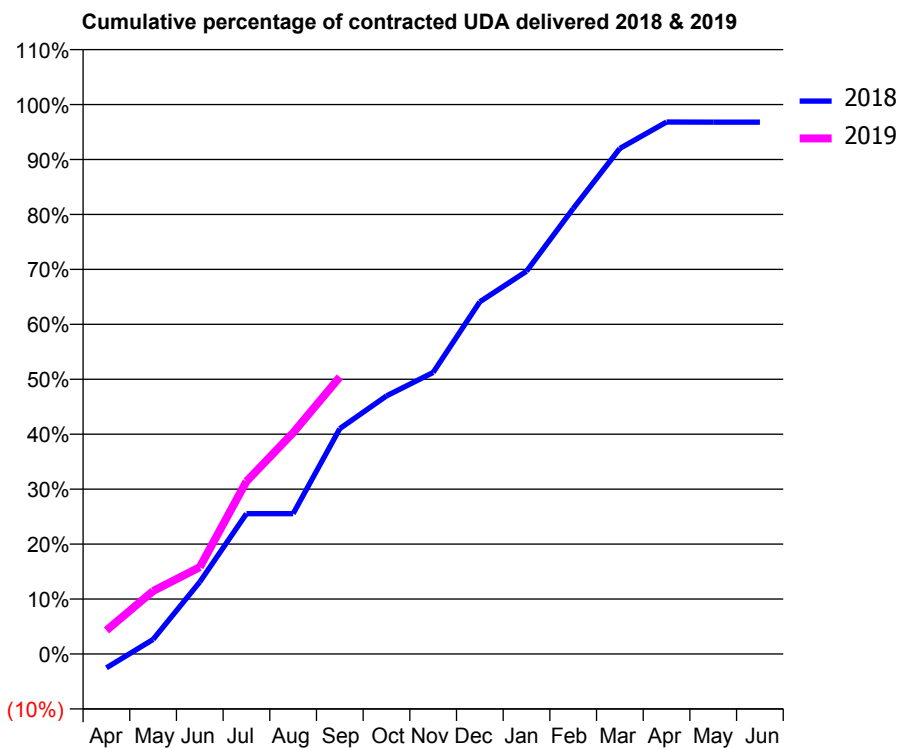
18/19 Contracted general activity (UDA)	9,841
Carry forward general activity (UDA)	0
18/19 Contracted orthodontic activity (UOA)	0
Carry forward orthodontic activity (UOA)	0
Baseline contract value	£307,492.01

ACCESS*

Patients seen in 24 months	Total	Change since previous quarter
Quarter ending September 2017	3,511	
Quarter ending December 2017	3,514	→
Quarter ending March 2018	3,558	→
Quarter ending June 2018	3,750	↑
Quarter ending September 2018	3,936	↑
Variance since September 2017	12.1%	↑



ACTIVITY



Adjusted Scheduled Activity (UDA)		
Month	2018	2019
April	-249	425
May	263	1,129
June	1,291	1,557
July	2,513	3,091
August	2,513	3,964
September	4,036	4,962
October	4,623	
November	5,044	
December	6,309	
January	6,856	
February	7,976	
March	9,054	
April	9,527	
May	9,525	
June	9,524	

QUALITY

	Quantity	Base Number	Contract	AT	Region	England
% of FP17s for the same patient ID Re-attending within 3 months - Children	14	581	2.4%	9.4%	12.2%	11.6%
% of FP17s for the same patient ID Re-attending within 3 months - Adults	183	2,280	8.0%	12.8%	15.8%	15.5%
% of FP17s for the same patient ID Re-attending between 3 & 9 months - Children	320	581	55.1%	63.3%	60.3%	58.8%
% of FP17s for the same patient ID Re-attending between 3 & 9 months - Adults	1,321	2,280	57.9%	55.1%	53.5%	51.1%
% of FP17s for Band 1 Urgent Courses	118	2,673	4.4%	7.6%	9.1%	9.0%
% of FP17s Relating to Free Repair or Replacements	20	2,673	0.7%	0.9%	1.0%	0.8%
% of FP17s Relating to Continuations	7	2,673	0.3%	0.9%	1.0%	0.9%
% of Patients satisfied with the dentistry they have received	3	3	N/A	94.0%	93.6%	93.3%
% of Patients satisfied with the time they had to wait for an appointment	3	3	N/A	89.0%	89.8%	88.9%

* This is based on patients treated on this contract for their most recent course of treatment. Figures in italics indicate the base number of FP17s or Patient Questionnaire responses are less than 100. N/A is shown where the base number of responses is less than 10 during the period. % is calculated as Quantity/Base number*100

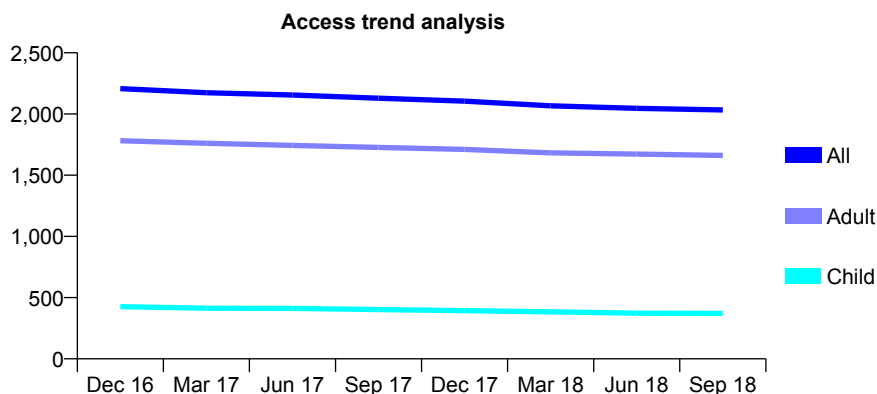
Q50 - Vital Signs At a Glance Contract Report for 878340/0001 - September 2018

Name or company name	Bridge Street Dental Surgery
Contract type name	GDS Contract
Purpose of contract	General
Contract start date	01/06/2012
Contract end date	

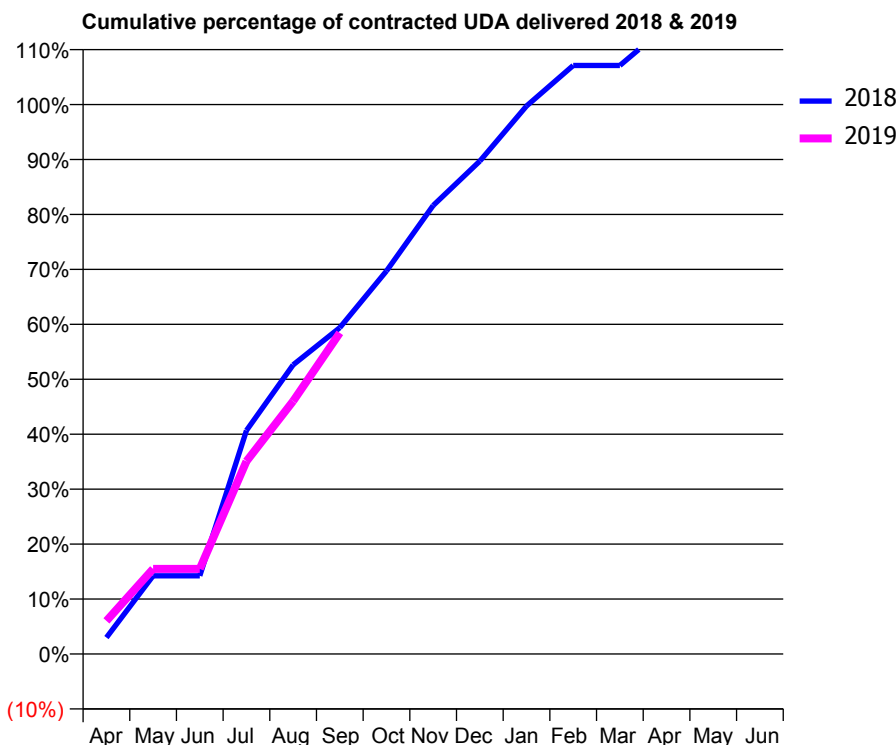
18/19 Contracted general activity (UDA)	5,696
Carry forward general activity (UDA)	0
18/19 Contracted orthodontic activity (UOA)	0
Carry forward orthodontic activity (UOA)	0
Baseline contract value	£171,671.60

ACCESS*

Patients seen in 24 months	Total	Change since previous quarter
Quarter ending September 2017	2,129	
Quarter ending December 2017	2,105	↓
Quarter ending March 2018	2,067	↓
Quarter ending June 2018	2,046	↓
Quarter ending September 2018	2,033	→
Variance since September 2017	(4.5%)	↓



ACTIVITY



Adjusted Scheduled Activity (UDA)		
Month	2018	2019
April	171	344
May	811	883
June	811	883
July	2,318	1,997
August	2,998	2,621
September	3,384	3,329
October	3,970	
November	4,649	
December	5,110	
January	5,681	
February	6,101	
March	6,101	
April	6,507	
May	6,507	
June	6,507	

QUALITY

	Quantity	Base Number	Contract	AT	Region	England
% of FP17s for the same patient ID Re-attending within 3 months - Children	15	415	3.6%	9.4%	12.2%	11.6%
% of FP17s for the same patient ID Re-attending within 3 months - Adults	268	1,860	14.4%	12.8%	15.8%	15.5%
% of FP17s for the same patient ID Re-attending between 3 & 9 months - Children	349	415	84.1%	63.3%	60.3%	58.8%
% of FP17s for the same patient ID Re-attending between 3 & 9 months - Adults	1,339	1,860	72.0%	55.1%	53.5%	51.1%
% of FP17s for Band 1 Urgent Courses	106	1,950	5.4%	7.6%	9.1%	9.0%
% of FP17s Relating to Free Repair or Replacements	7	1,950	0.4%	0.9%	1.0%	0.8%
% of FP17s Relating to Continuations	16	1,950	0.8%	0.9%	1.0%	0.9%
% of Patients satisfied with the dentistry they have received	0	0	N/A	94.0%	93.6%	93.3%
% of Patients satisfied with the time they had to wait for an appointment	0	0	N/A	89.0%	89.8%	88.9%

* This is based on patients treated on this contract for their most recent course of treatment. Figures in italics indicate the base number of FP17s or Patient Questionnaire responses are less than 100. N/A is shown where the base number of responses is less than 10 during the period. % is calculated as Quantity/Base number*100

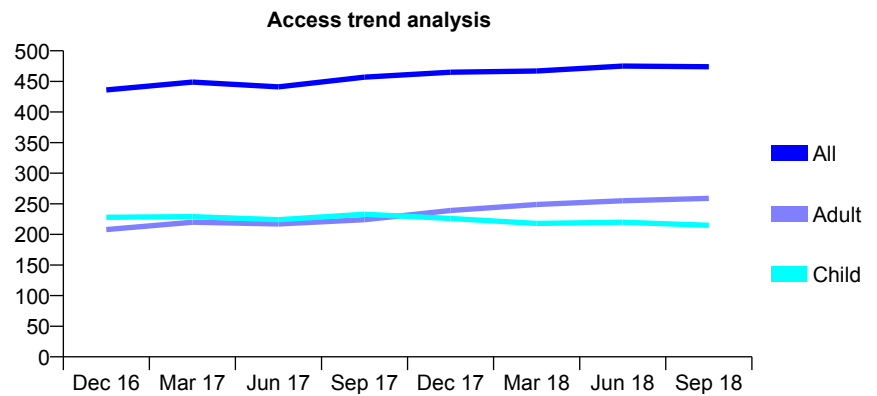
Q50 - Vital Signs At a Glance Contract Report for 911747/0001 - September 2018

Name or company name	MR N MUHAIREZ
Contract type name	GDS Contract
Purpose of contract	General
Contract start date	01/04/2006
Contract end date	

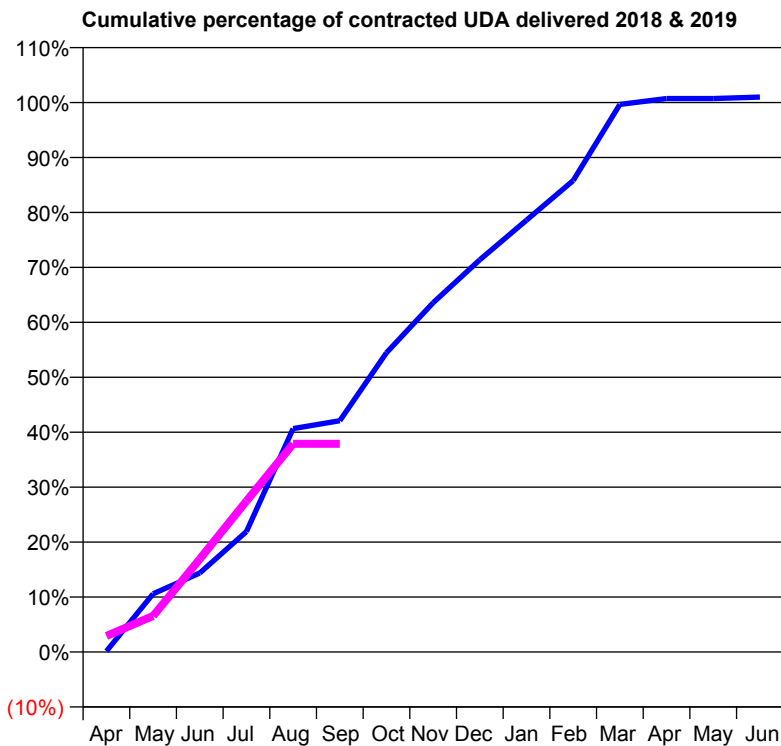
18/19 Contracted general activity (UDA)	1,850
Carry forward general activity (UDA)	0
18/19 Contracted orthodontic activity (UOA)	0
Carry forward orthodontic activity (UOA)	0
Baseline contract value	£43,358.55

ACCESS*

Patients seen in 24 months	Total	Change since previous quarter
Quarter ending September 2017	457	
Quarter ending December 2017	465	→
Quarter ending March 2018	467	→
Quarter ending June 2018	475	→
Quarter ending September 2018	474	→
Variance since September 2017	3.7%	↑



ACTIVITY



Adjusted Scheduled Activity (UDA)		
Month	2018	2019
April	3	54
May	196	122
June	266	313
July	405	509
August	752	701
September	779	701
October	1,008	
November	1,176	
December	1,320	
January	1,454	
February	1,587	
March	1,843	
April	1,863	
May	1,863	
June	1,868	

QUALITY

	Quantity	Base Number	Contract	AT	Region	England
% of FP17s for the same patient ID Re-attending within 3 months - Children	16	192	8.3%	9.4%	12.2%	11.6%
% of FP17s for the same patient ID Re-attending within 3 months - Adults	34	181	18.8%	12.8%	15.8%	15.5%
% of FP17s for the same patient ID Re-attending between 3 & 9 months - Children	132	192	68.8%	63.3%	60.3%	58.8%
% of FP17s for the same patient ID Re-attending between 3 & 9 months - Adults	107	181	59.1%	55.1%	53.5%	51.1%
% of FP17s for Band 1 Urgent Courses	15	354	4.2%	7.6%	9.1%	9.0%
% of FP17s Relating to Free Repair or Replacements	1	354	0.3%	0.9%	1.0%	0.8%
% of FP17s Relating to Continuations	0	354	0.0%	0.9%	1.0%	0.9%
% of Patients satisfied with the dentistry they have received	0	0	N/A	94.0%	93.6%	93.3%
% of Patients satisfied with the time they had to wait for an appointment	0	0	N/A	89.0%	89.8%	88.9%

* This is based on patients treated on this contract for their most recent course of treatment. Figures in italics indicate the base number of FP17s or Patient Questionnaire responses are less than 100. N/A is shown where the base number of responses is less than 10 during the period. % is calculated as Quantity/Base number*100

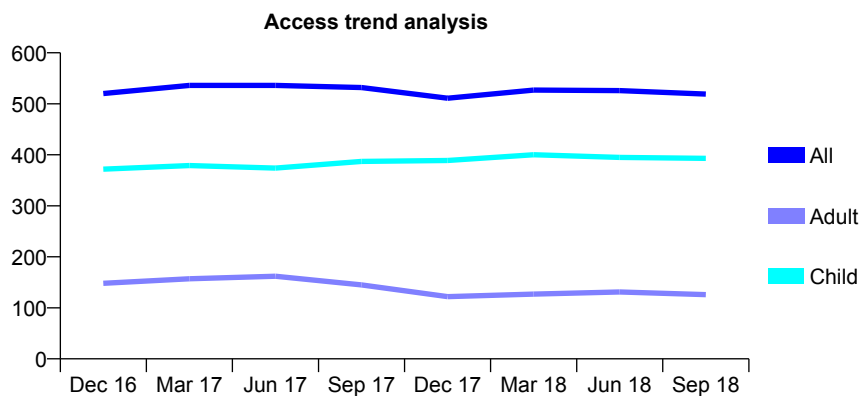
Q50 - Vital Signs At a Glance Contract Report for 915009/0001 - September 2018

Name or company name	MR NJ ALLDAY
Contract type name	GDS Contract
Purpose of contract	General and Orthodontic
Contract start date	01/04/2006
Contract end date	

18/19 Contracted general activity (UDA)	1,000
Carry forward general activity (UDA)	0
18/19 Contracted orthodontic activity (UOA)	147
Carry forward orthodontic activity (UOA)	0
Baseline contract value	£36,828.42

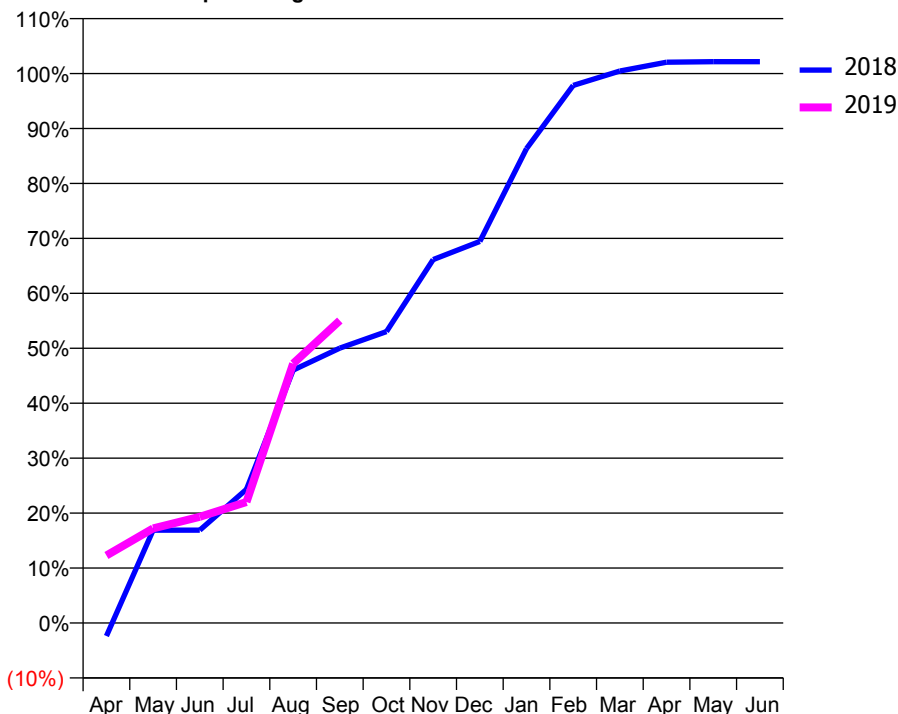
ACCESS*

Patients seen in 24 months	Total	Change since previous quarter
Quarter ending September 2017	532	
Quarter ending December 2017	511	↓
Quarter ending March 2018	527	↑
Quarter ending June 2018	526	→
Quarter ending September 2018	519	↓
Variance since September 2017	(2.4%)	↓



ACTIVITY

Cumulative percentage of contracted UDA delivered 2018 & 2019



Adjusted Scheduled Activity (UDA)		
Month	2018	2019
April	-24	123
May	169	172
June	169	193
July	243	220
August	460	472
September	500	550
October	530	
November	661	
December	694	
January	863	
February	978	
March	1,005	
April	1,021	
May	1,022	
June	1,022	

QUALITY

	Quantity	Base Number	Contract	AT	Region	England
% of FP17s for the same patient ID Re-attending within 3 months - Children	54	404	13.4%	9.4%	12.2%	11.6%
% of FP17s for the same patient ID Re-attending within 3 months - Adults	1	54	1.9%	12.8%	15.8%	15.5%
% of FP17s for the same patient ID Re-attending between 3 & 9 months - Children	271	404	67.1%	63.3%	60.3%	58.8%
% of FP17s for the same patient ID Re-attending between 3 & 9 months - Adults	23	54	42.6%	55.1%	53.5%	51.1%
% of FP17s for Band 1 Urgent Courses	7	441	1.6%	7.6%	9.1%	9.0%
% of FP17s Relating to Free Repair or Replacements	0	441	0.0%	0.9%	1.0%	0.8%
% of FP17s Relating to Continuations	0	441	0.0%	0.9%	1.0%	0.9%
% of Patients satisfied with the dentistry they have received	0	0	N/A	94.0%	93.6%	93.3%
% of Patients satisfied with the time they had to wait for an appointment	0	0	N/A	89.0%	89.8%	88.9%

* This is based on patients treated on this contract for their most recent course of treatment. Figures in italics indicate the base number of FP17s or Patient Questionnaire responses are less than 100. N/A is shown where the base number of responses is less than 10 during the period. % is calculated as Quantity/Base number*100

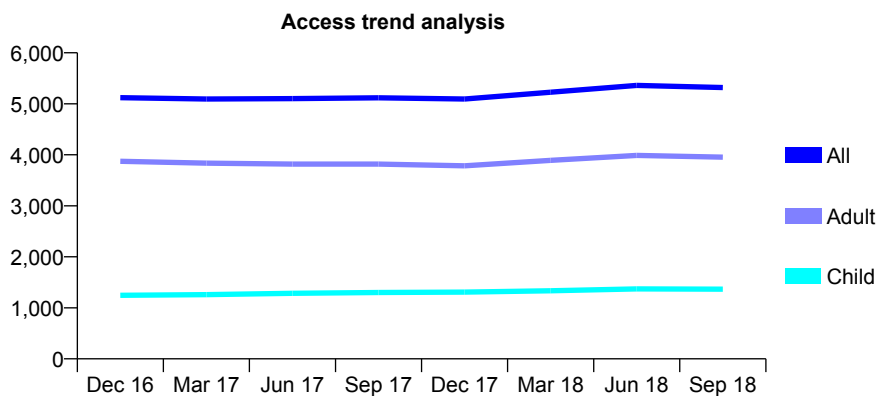
Q50 - Vital Signs At a Glance Contract Report for 917370/0012 - September 2018

Name or company name	Chatsworth House Dental Clinic
Contract type name	GDS Contract
Purpose of contract	General
Contract start date	19/02/2009
Contract end date	

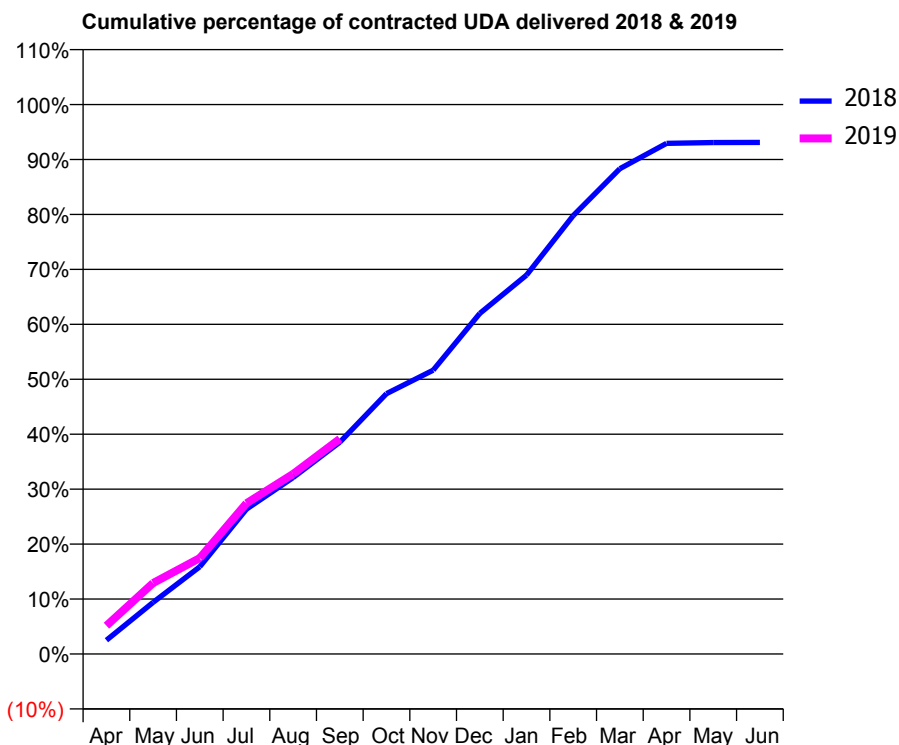
18/19 Contracted general activity (UDA)	14,100
Carry forward general activity (UDA)	0
18/19 Contracted orthodontic activity (UOA)	0
Carry forward orthodontic activity (UOA)	0
Baseline contract value	£319,921.69

ACCESS*

Patients seen in 24 months	Total	Change since previous quarter
Quarter ending September 2017	5,118	
Quarter ending December 2017	5,093	→
Quarter ending March 2018	5,227	↑
Quarter ending June 2018	5,360	↑
Quarter ending September 2018	5,320	→
Variance since September 2017	3.9%	↑



ACTIVITY



Month	Adjusted Scheduled Activity (UDA)	
	2018	2019
April	355	726
May	1,326	1,823
June	2,240	2,462
July	3,719	3,869
August	4,530	4,620
September	5,434	5,519
October	6,682	
November	7,282	
December	8,741	
January	9,723	
February	11,248	
March	12,453	
April	13,104	
May	13,124	
June	13,126	

QUALITY

	Quantity	Base Number	Contract	AT	Region	England
% of FP17s for the same patient ID Re-attending within 3 months - Children	61	851	7.2%	9.4%	12.2%	11.6%
% of FP17s for the same patient ID Re-attending within 3 months - Adults	407	2,505	16.2%	12.8%	15.8%	15.5%
% of FP17s for the same patient ID Re-attending between 3 & 9 months - Children	442	851	51.9%	63.3%	60.3%	58.8%
% of FP17s for the same patient ID Re-attending between 3 & 9 months - Adults	1,321	2,505	52.7%	55.1%	53.5%	51.1%
% of FP17s for Band 1 Urgent Courses	235	3,006	7.8%	7.6%	9.1%	9.0%
% of FP17s Relating to Free Repair or Replacements	41	3,006	1.4%	0.9%	1.0%	0.8%
% of FP17s Relating to Continuations	29	3,006	1.0%	0.9%	1.0%	0.9%
% of Patients satisfied with the dentistry they have received	2	2	N/A	94.0%	93.6%	93.3%
% of Patients satisfied with the time they had to wait for an appointment	1	2	N/A	89.0%	89.8%	88.9%

* This is based on patients treated on this contract for their most recent course of treatment. Figures in italics indicate the base number of FP17s or Patient Questionnaire responses are less than 100. N/A is shown where the base number of responses is less than 10 during the period. % is calculated as Quantity/Base number*100

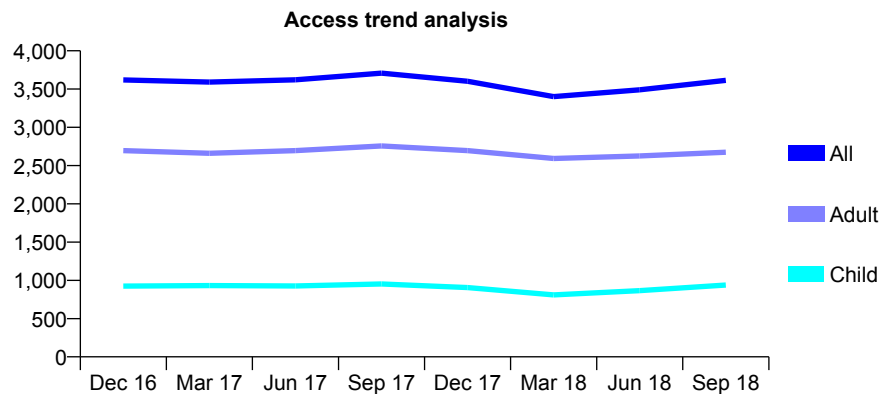
Q50 - Vital Signs At a Glance Contract Report for 925802/0001 - September 2018

Name or company name	MR KB SINCLAIR
Contract type name	GDS Contract
Purpose of contract	General
Contract start date	01/04/2006
Contract end date	

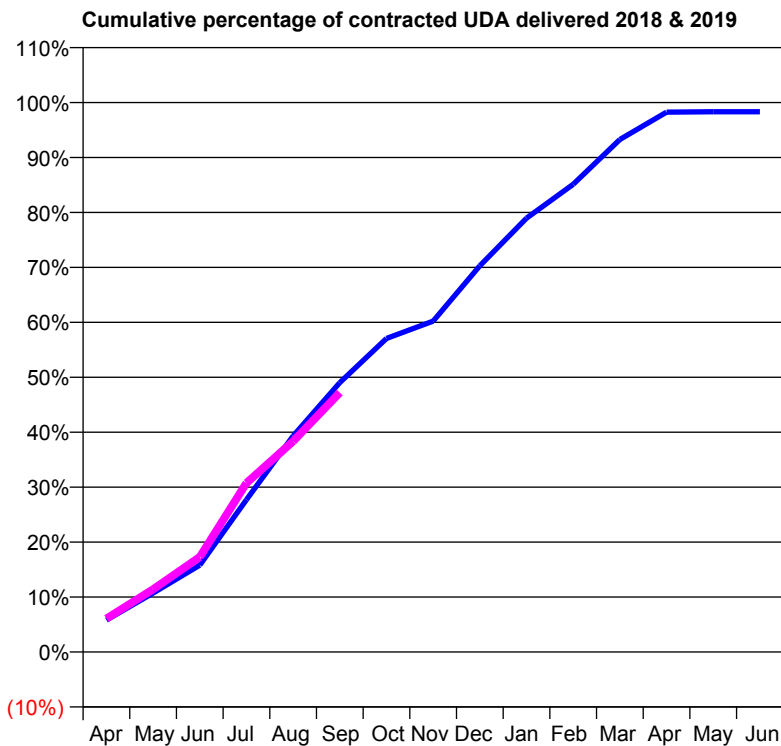
18/19 Contracted general activity (UDA)	10,969
Carry forward general activity (UDA)	0
18/19 Contracted orthodontic activity (UOA)	0
Carry forward orthodontic activity (UOA)	0
Baseline contract value	£324,899.35

ACCESS*

Patients seen in 24 months	Total	Change since previous quarter
Quarter ending September 2017	3,708	
Quarter ending December 2017	3,602	↓
Quarter ending March 2018	3,402	↓
Quarter ending June 2018	3,491	↑
Quarter ending September 2018	3,614	↑
Variance since September 2017	(2.5%)	↓



ACTIVITY



Adjusted Scheduled Activity (UDA)		
Month	2018	2019
April	638	666
May	1,177	1,251
June	1,735	1,897
July	3,040	3,375
August	4,315	4,206
September	5,379	5,178
October	6,260	
November	6,605	
December	7,709	
January	8,660	
February	9,337	
March	10,231	
April	10,775	
May	10,784	
June	10,785	

QUALITY

	Quantity	Base Number	Contract	AT	Region	England
% of FP17s for the same patient ID Re-attending within 3 months - Children	96	931	10.3%	9.4%	12.2%	11.6%
% of FP17s for the same patient ID Re-attending within 3 months - Adults	216	1,959	11.0%	12.8%	15.8%	15.5%
% of FP17s for the same patient ID Re-attending between 3 & 9 months - Children	510	931	54.8%	63.3%	60.3%	58.8%
% of FP17s for the same patient ID Re-attending between 3 & 9 months - Adults	779	1,959	39.8%	55.1%	53.5%	51.1%
% of FP17s for Band 1 Urgent Courses	120	2,651	4.5%	7.6%	9.1%	9.0%
% of FP17s Relating to Free Repair or Replacements	31	2,651	1.2%	0.9%	1.0%	0.8%
% of FP17s Relating to Continuations	19	2,651	0.7%	0.9%	1.0%	0.9%
% of Patients satisfied with the dentistry they have received	3	3	N/A	94.0%	93.6%	93.3%
% of Patients satisfied with the time they had to wait for an appointment	3	3	N/A	89.0%	89.8%	88.9%

* This is based on patients treated on this contract for their most recent course of treatment. Figures in italics indicate the base number of FP17s or Patient Questionnaire responses are less than 100. N/A is shown where the base number of responses is less than 10 during the period. % is calculated as Quantity/Base number*100

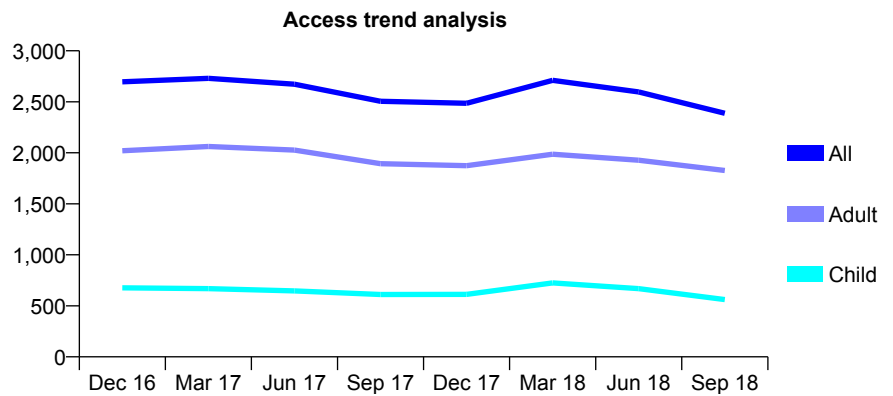
Q50 - Vital Signs At a Glance Contract Report for 925802/0002 - September 2018

Name or company name	MR KB SINCLAIR
Contract type name	GDS Contract
Purpose of contract	General
Contract start date	01/04/2012
Contract end date	

18/19 Contracted general activity (UDA)	8,831
Carry forward general activity (UDA)	0
18/19 Contracted orthodontic activity (UOA)	0
Carry forward orthodontic activity (UOA)	0
Baseline contract value	£215,936.21

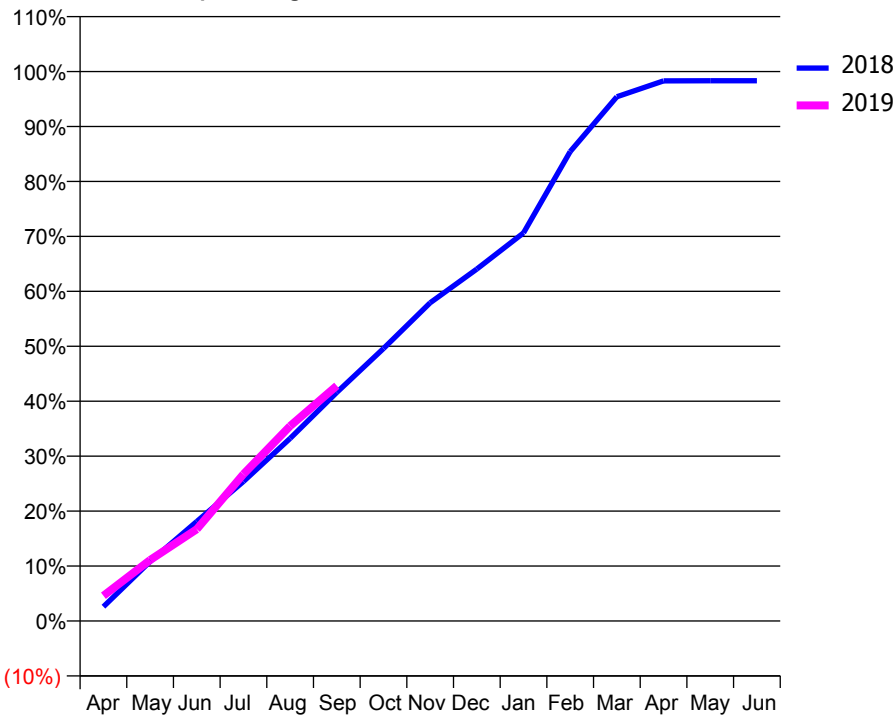
ACCESS*

Patients seen in 24 months	Total	Change since previous quarter
Quarter ending September 2017	2,505	
Quarter ending December 2017	2,486	→
Quarter ending March 2018	2,711	↑
Quarter ending June 2018	2,597	↓
Quarter ending September 2018	2,388	↓
Variance since September 2017	(4.7%)	↓



ACTIVITY

Cumulative percentage of contracted UDA delivered 2018 & 2019



Month	Adjusted Scheduled Activity (UDA)	
	2018	2019
April	231	406
May	957	980
June	1,599	1,476
July	2,242	2,361
August	2,935	3,135
September	3,674	3,780
October	4,379	
November	5,115	
December	5,657	
January	6,238	
February	7,544	
March	8,426	
April	8,681	
May	8,683	
June	8,682	

QUALITY

	Quantity	Base Number	Contract	AT	Region	England
% of FP17s for the same patient ID Re-attending within 3 months - Children	63	555	11.4%	9.4%	12.2%	11.6%
% of FP17s for the same patient ID Re-attending within 3 months - Adults	191	1,531	12.5%	12.8%	15.8%	15.5%
% of FP17s for the same patient ID Re-attending between 3 & 9 months - Children	383	555	69.0%	63.3%	60.3%	58.8%
% of FP17s for the same patient ID Re-attending between 3 & 9 months - Adults	977	1,531	63.8%	55.1%	53.5%	51.1%
% of FP17s for Band 1 Urgent Courses	62	1,961	3.2%	7.6%	9.1%	9.0%
% of FP17s Relating to Free Repair or Replacements	23	1,961	1.2%	0.9%	1.0%	0.8%
% of FP17s Relating to Continuations	13	1,961	0.7%	0.9%	1.0%	0.9%
% of Patients satisfied with the dentistry they have received	1	2	N/A	94.0%	93.6%	93.3%
% of Patients satisfied with the time they had to wait for an appointment	2	2	N/A	89.0%	89.8%	88.9%

* This is based on patients treated on this contract for their most recent course of treatment. Figures in italics indicate the base number of FP17s or Patient Questionnaire responses are less than 100. N/A is shown where the base number of responses is less than 10 during the period. % is calculated as Quantity/Base number*100

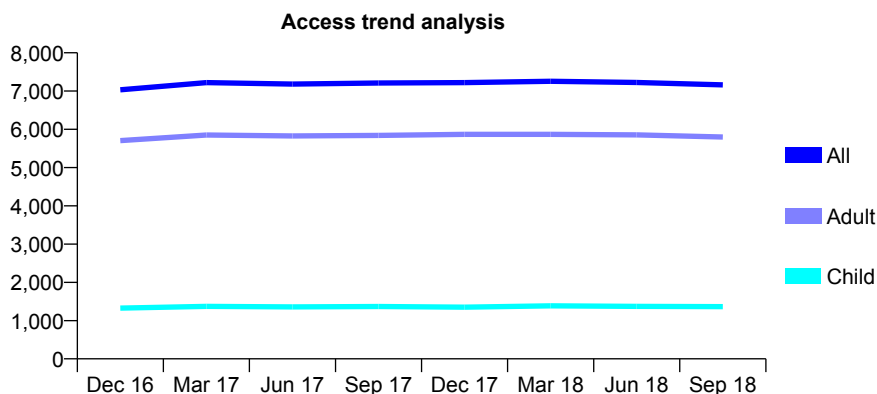
Q50 - Vital Signs At a Glance Contract Report for 938912/0004 - September 2018

Name or company name	Kirkgate Dental Surgery
Contract type name	GDS Contract
Purpose of contract	General
Contract start date	09/09/2012
Contract end date	

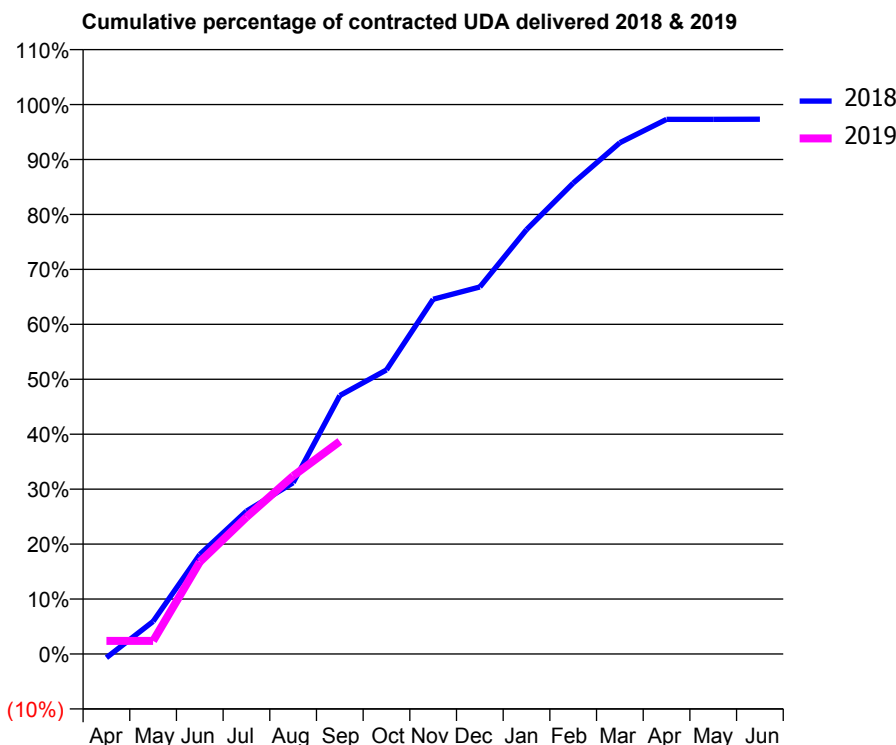
18/19 Contracted general activity (UDA)	20,240
Carry forward general activity (UDA)	0
18/19 Contracted orthodontic activity (UOA)	0
Carry forward orthodontic activity (UOA)	0
Baseline contract value	£586,792.20

ACCESS*

Patients seen in 24 months	Total	Change since previous quarter
Quarter ending September 2017	7,210	
Quarter ending December 2017	7,222	→
Quarter ending March 2018	7,255	→
Quarter ending June 2018	7,223	→
Quarter ending September 2018	7,161	→
Variance since September 2017	(0.7%)	→



ACTIVITY



Month	Adjusted Scheduled Activity (UDA)	
	2018	2019
April	-139	482
May	1,201	482
June	3,667	3,392
July	5,261	5,041
August	6,311	6,561
September	9,521	7,831
October	10,465	
November	13,070	
December	13,520	
January	15,630	
February	17,345	
March	18,831	
April	19,695	
May	19,695	
June	19,699	

QUALITY

	Quantity	Base Number	Contract	AT	Region	England
% of FP17s for the same patient ID Re-attending within 3 months - Children	72	1,161	6.2%	9.4%	12.2%	11.6%
% of FP17s for the same patient ID Re-attending within 3 months - Adults	509	4,505	11.3%	12.8%	15.8%	15.5%
% of FP17s for the same patient ID Re-attending between 3 & 9 months - Children	860	1,161	74.1%	63.3%	60.3%	58.8%
% of FP17s for the same patient ID Re-attending between 3 & 9 months - Adults	3,015	4,505	66.9%	55.1%	53.5%	51.1%
% of FP17s for Band 1 Urgent Courses	294	5,138	5.7%	7.6%	9.1%	9.0%
% of FP17s Relating to Free Repair or Replacements	33	5,138	0.6%	0.9%	1.0%	0.8%
% of FP17s Relating to Continuations	47	5,138	0.9%	0.9%	1.0%	0.9%
% of Patients satisfied with the dentistry they have received	5	5	N/A	94.0%	93.6%	93.3%
% of Patients satisfied with the time they had to wait for an appointment	4	5	N/A	89.0%	89.8%	88.9%

* This is based on patients treated on this contract for their most recent course of treatment. Figures in italics indicate the base number of FP17s or Patient Questionnaire responses are less than 100. N/A is shown where the base number of responses is less than 10 during the period. % is calculated as Quantity/Base number*100

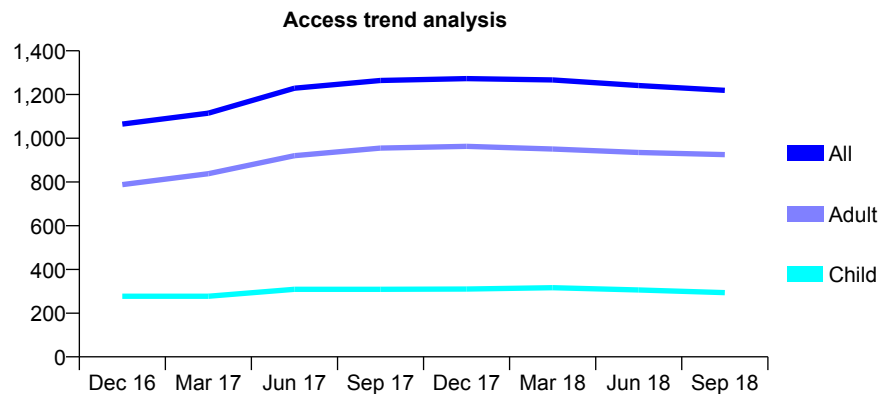
Q50 - Vital Signs At a Glance Contract Report for 939838/0010 - September 2018

Name or company name	MISS Z ISHAK
Contract type name	GDS Contract
Purpose of contract	General
Contract start date	01/10/2015
Contract end date	

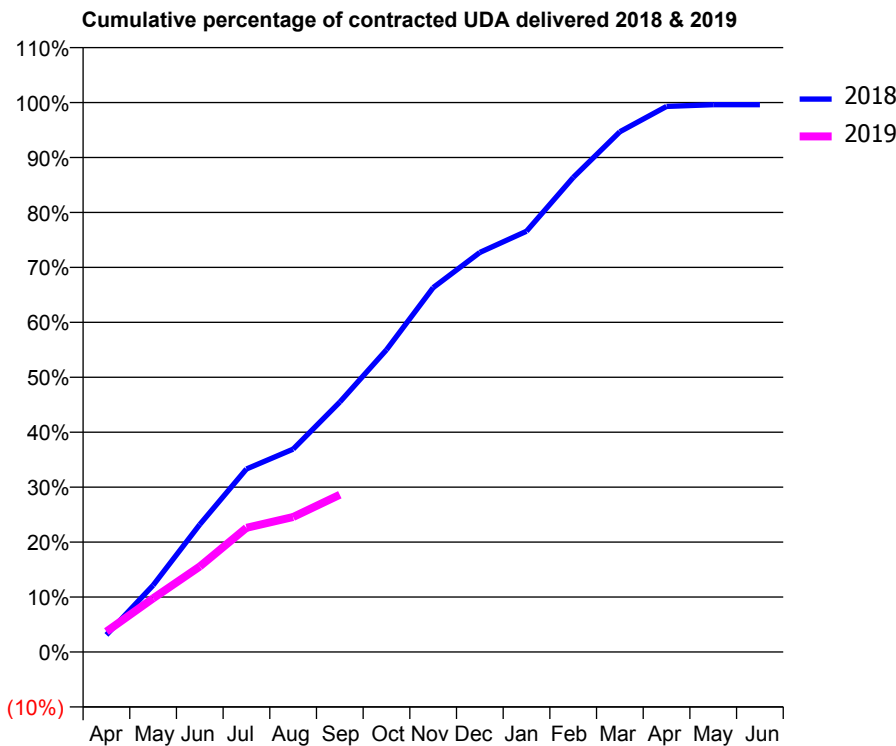
18/19 Contracted general activity (UDA)	3,800
Carry forward general activity (UDA)	0
18/19 Contracted orthodontic activity (UOA)	0
Carry forward orthodontic activity (UOA)	0
Baseline contract value	£101,180.32

ACCESS*

Patients seen in 24 months	Total	Change since previous quarter
Quarter ending September 2017	1,264	
Quarter ending December 2017	1,273	→
Quarter ending March 2018	1,267	→
Quarter ending June 2018	1,241	↓
Quarter ending September 2018	1,219	↓
Variance since September 2017	(3.6%)	↓



ACTIVITY



Month	Adjusted Scheduled Activity (UDA)	
	2018	2019
April	119	141
May	462	371
June	882	592
July	1,266	859
August	1,403	934
September	1,729	1,088
October	2,090	
November	2,519	
December	2,763	
January	2,910	
February	3,281	
March	3,598	
April	3,773	
May	3,785	
June	3,785	

QUALITY

	Quantity	Base Number	Contract	AT	Region	England
% of FP17s for the same patient ID Re-attending within 3 months - Children	5	177	2.8%	9.4%	12.2%	11.6%
% of FP17s for the same patient ID Re-attending within 3 months - Adults	57	574	9.9%	12.8%	15.8%	15.5%
% of FP17s for the same patient ID Re-attending between 3 & 9 months - Children	121	177	68.4%	63.3%	60.3%	58.8%
% of FP17s for the same patient ID Re-attending between 3 & 9 months - Adults	391	574	68.1%	55.1%	53.5%	51.1%
% of FP17s for Band 1 Urgent Courses	43	675	6.4%	7.6%	9.1%	9.0%
% of FP17s Relating to Free Repair or Replacements	10	675	1.5%	0.9%	1.0%	0.8%
% of FP17s Relating to Continuations	3	675	0.4%	0.9%	1.0%	0.9%
% of Patients satisfied with the dentistry they have received	0	0	N/A	94.0%	93.6%	93.3%
% of Patients satisfied with the time they had to wait for an appointment	0	0	N/A	89.0%	89.8%	88.9%

* This is based on patients treated on this contract for their most recent course of treatment. Figures in italics indicate the base number of FP17s or Patient Questionnaire responses are less than 100. N/A is shown where the base number of responses is less than 10 during the period. % is calculated as Quantity/Base number*100

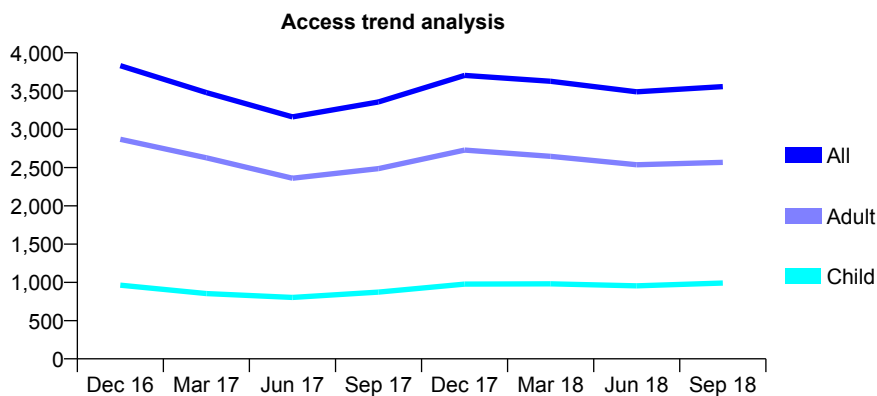
Q50 - Vital Signs At a Glance Contract Report for 950289/0001 - September 2018

Name or company name	MR JS GAKHAL
Contract type name	GDS Contract
Purpose of contract	General
Contract start date	01/04/2006
Contract end date	

18/19 Contracted general activity (UDA)	11,851
Carry forward general activity (UDA)	0
18/19 Contracted orthodontic activity (UOA)	0
Carry forward orthodontic activity (UOA)	0
Baseline contract value	£342,684.11

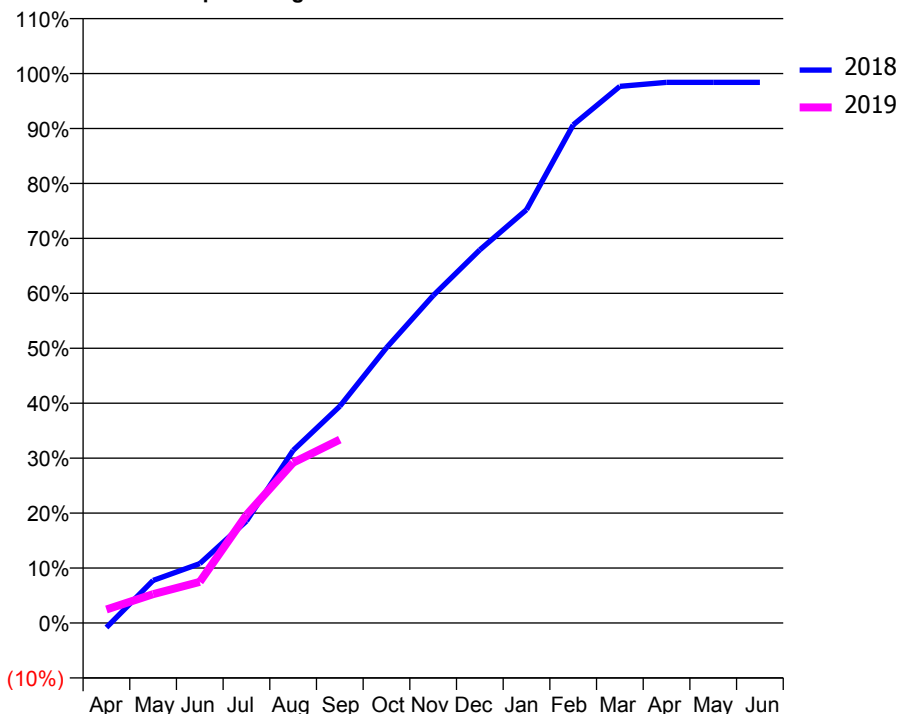
ACCESS*

Patients seen in 24 months	Total	Change since previous quarter
Quarter ending September 2017	3,358	
Quarter ending December 2017	3,705	↑
Quarter ending March 2018	3,628	↓
Quarter ending June 2018	3,491	↓
Quarter ending September 2018	3,559	→
Variance since September 2017	6.0%	↑



ACTIVITY

Cumulative percentage of contracted UDA delivered 2018 & 2019



Adjusted Scheduled Activity (UDA)

Month	2018	2019
April	-98	292
May	920	623
June	1,281	887
July	2,200	2,331
August	3,722	3,458
September	4,675	3,955
October	5,938	
November	7,062	
December	8,049	
January	8,914	
February	10,744	
March	11,573	
April	11,660	
May	11,660	
June	11,660	

QUALITY

	Quantity	Base Number	Contract	AT	Region	England
% of FP17s for the same patient ID Re-attending within 3 months - Children	41	571	7.2%	9.4%	12.2%	11.6%
% of FP17s for the same patient ID Re-attending within 3 months - Adults	163	1,292	12.6%	12.8%	15.8%	15.5%
% of FP17s for the same patient ID Re-attending between 3 & 9 months - Children	309	571	54.1%	63.3%	60.3%	58.8%
% of FP17s for the same patient ID Re-attending between 3 & 9 months - Adults	692	1,292	53.6%	55.1%	53.5%	51.1%
% of FP17s for Band 1 Urgent Courses	174	1,819	9.6%	7.6%	9.1%	9.0%
% of FP17s Relating to Free Repair or Replacements	18	1,819	1.0%	0.9%	1.0%	0.8%
% of FP17s Relating to Continuations	17	1,819	0.9%	0.9%	1.0%	0.9%
% of Patients satisfied with the dentistry they have received	4	4	N/A	94.0%	93.6%	93.3%
% of Patients satisfied with the time they had to wait for an appointment	4	4	N/A	89.0%	89.8%	88.9%

* This is based on patients treated on this contract for their most recent course of treatment. Figures in italics indicate the base number of FP17s or Patient Questionnaire responses are less than 100. N/A is shown where the base number of responses is less than 10 during the period. % is calculated as Quantity/Base number*100

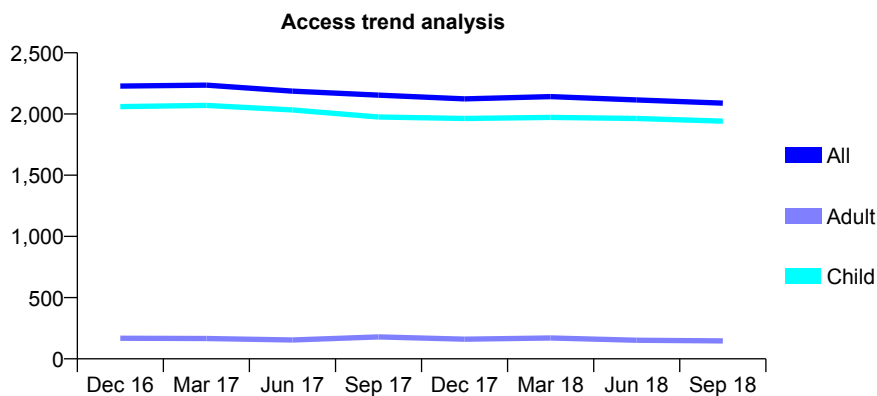
Q50 - Vital Signs At a Glance Contract Report for 952907/0001 - September 2018

Name or company name	Campbell Dental Health
Contract type name	GDS Contract
Purpose of contract	General
Contract start date	01/04/2006
Contract end date	

18/19 Contracted general activity (UDA)	4,232
Carry forward general activity (UDA)	0
18/19 Contracted orthodontic activity (UOA)	0
Carry forward orthodontic activity (UOA)	0
Baseline contract value	£97,866.25

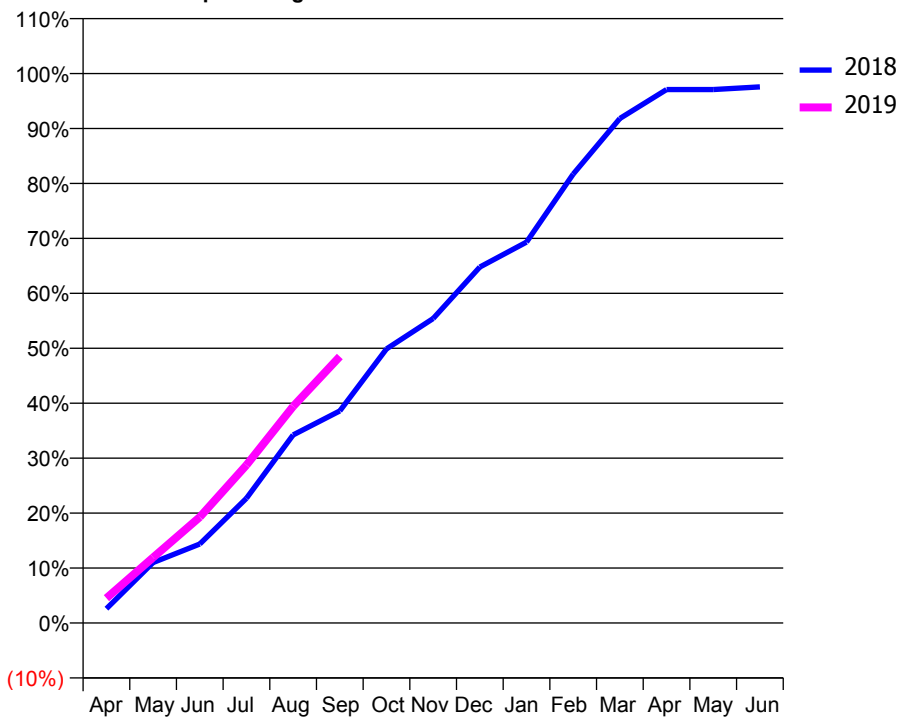
ACCESS*

Patients seen in 24 months	Total	Change since previous quarter
Quarter ending September 2017	2,154	
Quarter ending December 2017	2,124	↓
Quarter ending March 2018	2,142	→
Quarter ending June 2018	2,115	↓
Quarter ending September 2018	2,089	↓
Variance since September 2017	(3.0%)	↓



ACTIVITY

Cumulative percentage of contracted UDA delivered 2018 & 2019



Adjusted Scheduled Activity (UDA)		
Month	2018	2019
April	110	192
May	466	505
June	608	816
July	961	1,216
August	1,448	1,669
September	1,633	2,053
October	2,111	
November	2,345	
December	2,741	
January	2,934	
February	3,457	
March	3,886	
April	4,108	
May	4,108	
June	4,129	

QUALITY

	Quantity	Base Number	Contract	AT	Region	England
% of FP17s for the same patient ID Re-attending within 3 months - Children	133	1,610	8.3%	9.4%	12.2%	11.6%
% of FP17s for the same patient ID Re-attending within 3 months - Adults	0	0	N/A	12.8%	15.8%	15.5%
% of FP17s for the same patient ID Re-attending between 3 & 9 months - Children	1,072	1,610	66.6%	63.3%	60.3%	58.8%
% of FP17s for the same patient ID Re-attending between 3 & 9 months - Adults	0	0	N/A	55.1%	53.5%	51.1%
% of FP17s for Band 1 Urgent Courses	59	1,456	4.1%	7.6%	9.1%	9.0%
% of FP17s Relating to Free Repair or Replacements	0	1,456	0.0%	0.9%	1.0%	0.8%
% of FP17s Relating to Continuations	0	1,456	0.0%	0.9%	1.0%	0.9%
% of Patients satisfied with the dentistry they have received	0	0	N/A	94.0%	93.6%	93.3%
% of Patients satisfied with the time they had to wait for an appointment	0	0	N/A	89.0%	89.8%	88.9%

* This is based on patients treated on this contract for their most recent course of treatment. Figures in italics indicate the base number of FP17s or Patient Questionnaire responses are less than 100. N/A is shown where the base number of responses is less than 10 during the period. % is calculated as Quantity/Base number*100

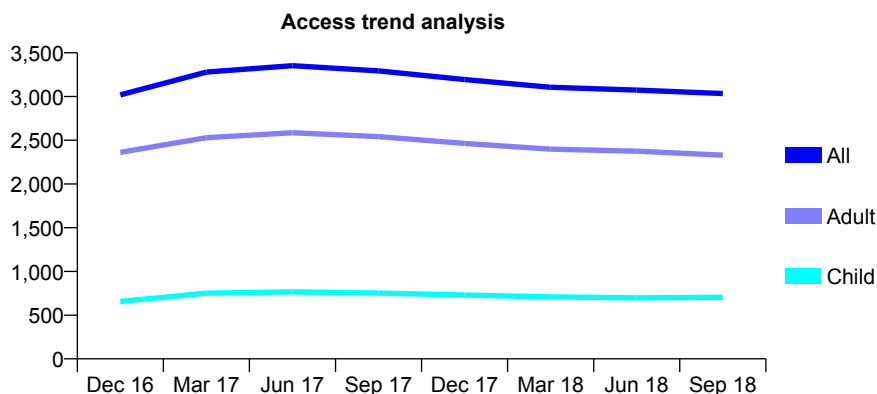
Q50 - Vital Signs At a Glance Contract Report for 962147/0002 - September 2018

Name or company name	MS Z NEMCIK
Contract type name	GDS Contract
Purpose of contract	General
Contract start date	01/07/2011
Contract end date	

18/19 Contracted general activity (UDA)	10,769
Carry forward general activity (UDA)	0
18/19 Contracted orthodontic activity (UOA)	0
Carry forward orthodontic activity (UOA)	0
Baseline contract value	£333,873.42

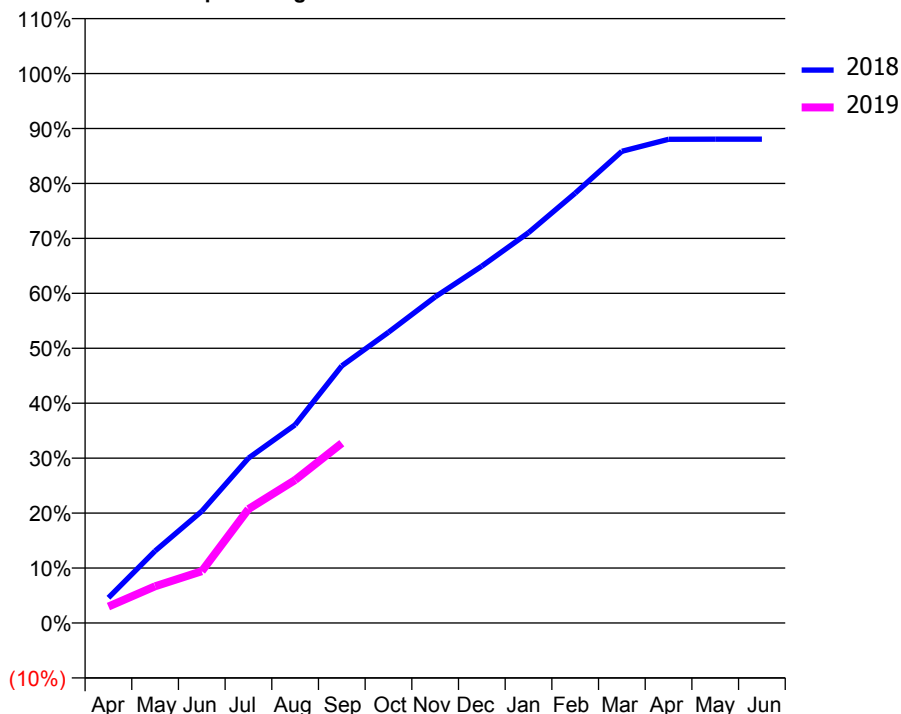
ACCESS*

Patients seen in 24 months	Total	Change since previous quarter
Quarter ending September 2017	3,294	
Quarter ending December 2017	3,194	↓
Quarter ending March 2018	3,106	↓
Quarter ending June 2018	3,074	↓
Quarter ending September 2018	3,034	↓
Variance since September 2017	(7.9%)	↓



ACTIVITY

Cumulative percentage of contracted UDA delivered 2018 & 2019



Month	Adjusted Scheduled Activity (UDA)	
	2018	2019
April	496	323
May	1,413	721
June	2,191	1,015
July	3,231	2,233
August	3,885	2,803
September	5,039	3,523
October	5,697	
November	6,391	
December	6,994	
January	7,652	
February	8,425	
March	9,246	
April	9,479	
May	9,482	
June	9,482	

QUALITY

	Quantity	Base Number	Contract	AT	Region	England
% of FP17s for the same patient ID Re-attending within 3 months - Children	18	441	4.1%	9.4%	12.2%	11.6%
% of FP17s for the same patient ID Re-attending within 3 months - Adults	211	1,497	14.1%	12.8%	15.8%	15.5%
% of FP17s for the same patient ID Re-attending between 3 & 9 months - Children	258	441	58.5%	63.3%	60.3%	58.8%
% of FP17s for the same patient ID Re-attending between 3 & 9 months - Adults	920	1,497	61.5%	55.1%	53.5%	51.1%
% of FP17s for Band 1 Urgent Courses	90	1,803	5.0%	7.6%	9.1%	9.0%
% of FP17s Relating to Free Repair or Replacements	23	1,803	1.3%	0.9%	1.0%	0.8%
% of FP17s Relating to Continuations	26	1,803	1.4%	0.9%	1.0%	0.9%
% of Patients satisfied with the dentistry they have received	5	5	N/A	94.0%	93.6%	93.3%
% of Patients satisfied with the time they had to wait for an appointment	5	5	N/A	89.0%	89.8%	88.9%

* This is based on patients treated on this contract for their most recent course of treatment. Figures in italics indicate the base number of FP17s or Patient Questionnaire responses are less than 100. N/A is shown where the base number of responses is less than 10 during the period. % is calculated as Quantity/Base number*100

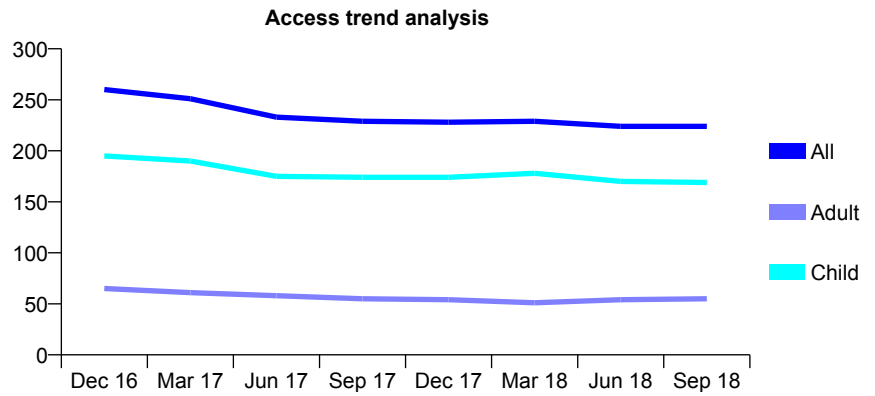
Q50 - Vital Signs At a Glance Contract Report for 999334/0001 - September 2018

Name or company name	MR EO DUODU
Contract type name	GDS Contract
Purpose of contract	General and Orthodontic
Contract start date	01/04/2006
Contract end date	

18/19 Contracted general activity (UDA)	1,043
Carry forward general activity (UDA)	0
18/19 Contracted orthodontic activity (UOA)	154
Carry forward orthodontic activity (UOA)	0
Baseline contract value	£41,609.46

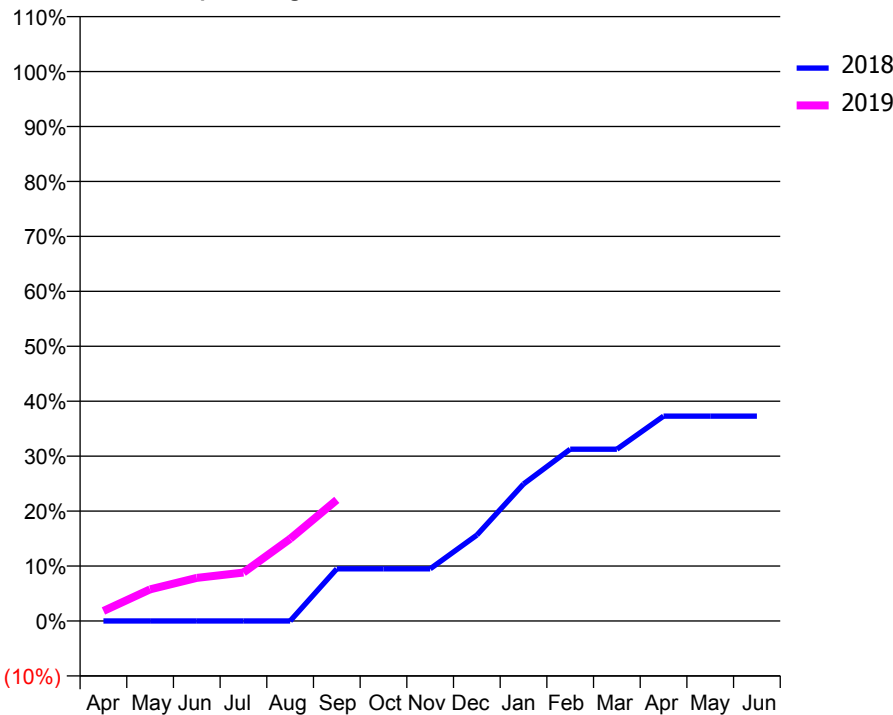
ACCESS*

Patients seen in 24 months	Total	Change since previous quarter
Quarter ending September 2017	229	
Quarter ending December 2017	228	→
Quarter ending March 2018	229	→
Quarter ending June 2018	224	↓
Quarter ending September 2018	224	→
Variance since September 2017	(2.2%)	↓



ACTIVITY

Cumulative percentage of contracted UDA delivered 2018 & 2019



Month	Adjusted Scheduled Activity (UDA)	
	2018	2019
April	0	19
May	0	60
June	0	82
July	0	92
August	0	156
September	99	230
October	99	
November	99	
December	163	
January	260	
February	326	
March	326	
April	389	
May	389	
June	389	

QUALITY

	Quantity	Base Number	Contract	AT	Region	England
% of FP17s for the same patient ID Re-attending within 3 months - Children	6	152	3.9%	9.4%	12.2%	11.6%
% of FP17s for the same patient ID Re-attending within 3 months - Adults	3	26	11.5%	12.8%	15.8%	15.5%
% of FP17s for the same patient ID Re-attending between 3 & 9 months - Children	109	152	71.7%	63.3%	60.3%	58.8%
% of FP17s for the same patient ID Re-attending between 3 & 9 months - Adults	13	26	50.0%	55.1%	53.5%	51.1%
% of FP17s for Band 1 Urgent Courses	0	121	0.0%	7.6%	9.1%	9.0%
% of FP17s Relating to Free Repair or Replacements	0	121	0.0%	0.9%	1.0%	0.8%
% of FP17s Relating to Continuations	1	121	0.8%	0.9%	1.0%	0.9%
% of Patients satisfied with the dentistry they have received	0	0	N/A	94.0%	93.6%	93.3%
% of Patients satisfied with the time they had to wait for an appointment	0	0	N/A	89.0%	89.8%	88.9%

* This is based on patients treated on this contract for their most recent course of treatment. Figures in italics indicate the base number of FP17s or Patient Questionnaire responses are less than 100. N/A is shown where the base number of responses is less than 10 during the period. % is calculated as Quantity/Base number*100

Q51 - Vital Signs At a Glance Contract Report for 100715/0000 - September 2018


Name or company name	Pitsmoor Dental Health
Contract type name	GDS Contract
Purpose of contract	General
Contract start date	01/07/2018
Contract end date	31/03/2021

18/19 Contracted general activity (UDA)	1,010
Carry forward general activity (UDA)	0
18/19 Contracted orthodontic activity (UOA)	0
Carry forward orthodontic activity (UOA)	0
Baseline contract value	£28,571.00

ACCESS*

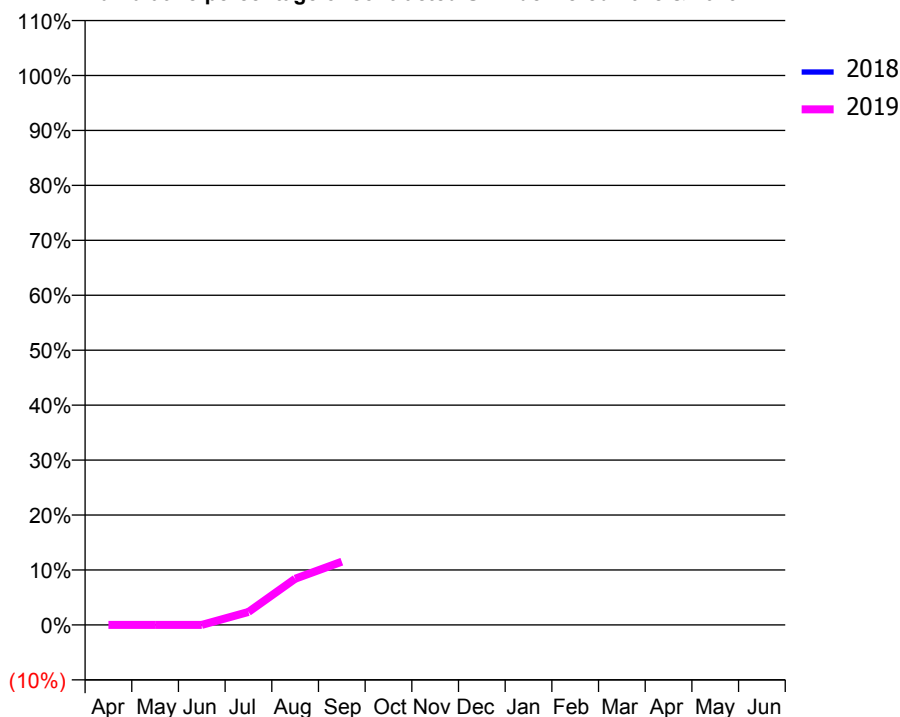
Patients seen in 24 months	Total	Change since previous quarter
Quarter ending September 2017	0	
Quarter ending December 2017	0	
Quarter ending March 2018	0	
Quarter ending June 2018	0	
Quarter ending September 2018	78	↑
Variance since September 2017	N/A	

Access trend analysis



ACTIVITY

Cumulative percentage of contracted UDA delivered 2018 & 2019



Month	Adjusted Scheduled Activity (UDA)	
	2018	2019
April	0	0
May	0	0
June	0	0
July	0	24
August	0	85
September	0	116
October	0	
November	0	
December	0	
January	0	
February	0	
March	0	
April	0	
May	0	
June	0	

QUALITY

	Quantity	Base Number	Contract	AT	Region	England
% of FP17s for the same patient ID Re-attending within 3 months - Children	0	54	0.0%	9.3%	12.2%	11.6%
% of FP17s for the same patient ID Re-attending within 3 months - Adults	0	14	0.0%	13.4%	15.8%	15.5%
% of FP17s for the same patient ID Re-attending between 3 & 9 months - Children	0	54	0.0%	60.3%	60.3%	58.8%
% of FP17s for the same patient ID Re-attending between 3 & 9 months - Adults	0	14	0.0%	54.5%	53.5%	51.1%
% of FP17s for Band 1 Urgent Courses	1	68	1.5%	7.2%	9.1%	9.0%
% of FP17s Relating to Free Repair or Replacements	0	68	0.0%	1.2%	1.0%	0.8%
% of FP17s Relating to Continuations	0	68	0.0%	1.1%	1.0%	0.9%
% of Patients satisfied with the dentistry they have received	0	0	N/A	94.2%	93.6%	93.3%
% of Patients satisfied with the time they had to wait for an appointment	0	0	N/A	88.8%	89.8%	88.9%

* This is based on patients treated on this contract for their most recent course of treatment. Figures in italics indicate the base number of FP17s or Patient Questionnaire responses are less than 100. N/A is shown where the base number of responses is less than 10 during the period. % is calculated as Quantity/Base number*100

Q51 - Vital Signs At a Glance Contract Report for 100716/0000 - September 2018


Name or company name	LWT Dental Care (Leppings Lane)
Contract type name	GDS Contract
Purpose of contract	General
Contract start date	01/07/2018
Contract end date	31/03/2021

18/19 Contracted general activity (UDA)	745
Carry forward general activity (UDA)	0
18/19 Contracted orthodontic activity (UOA)	0
Carry forward orthodontic activity (UOA)	0
Baseline contract value	£21,090.00

ACCESS*

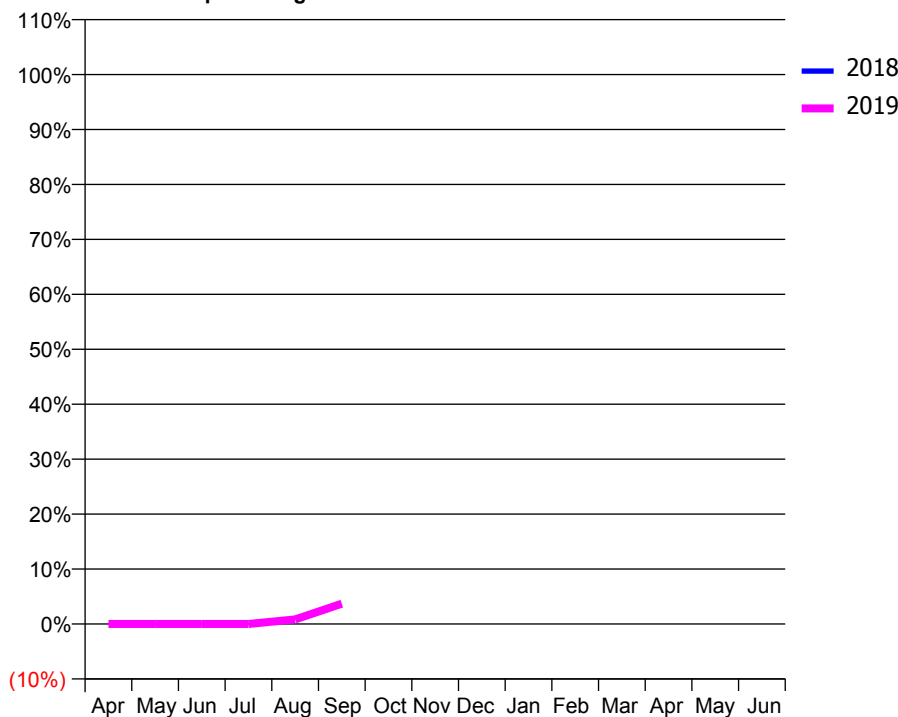
Patients seen in 24 months	Total	Change since previous quarter
Quarter ending September 2017	0	
Quarter ending December 2017	0	
Quarter ending March 2018	0	
Quarter ending June 2018	0	
Quarter ending September 2018	21	↑
Variance since September 2017	N/A	

Access trend analysis



ACTIVITY

Cumulative percentage of contracted UDA delivered 2018 & 2019



Adjusted Scheduled Activity (UDA)

Month	2018	2019
April	0	0
May	0	0
June	0	0
July	0	0
August	0	6
September	0	28
October	0	0
November	0	0
December	0	0
January	0	0
February	0	0
March	0	0
April	0	0
May	0	0
June	0	0

QUALITY

	Quantity	Base Number	Contract	AT	Region	England
% of FP17s for the same patient ID Re-attending within 3 months - Children	0	4	0.0%	9.3%	12.2%	11.6%
% of FP17s for the same patient ID Re-attending within 3 months - Adults	0	13	0.0%	13.4%	15.8%	15.5%
% of FP17s for the same patient ID Re-attending between 3 & 9 months - Children	0	4	0.0%	60.3%	60.3%	58.8%
% of FP17s for the same patient ID Re-attending between 3 & 9 months - Adults	0	13	0.0%	54.5%	53.5%	51.1%
% of FP17s for Band 1 Urgent Courses	3	17	17.6%	7.2%	9.1%	9.0%
% of FP17s Relating to Free Repair or Replacements	0	17	0.0%	1.2%	1.0%	0.8%
% of FP17s Relating to Continuations	0	17	0.0%	1.1%	1.0%	0.9%
% of Patients satisfied with the dentistry they have received	0	0	N/A	94.2%	93.6%	93.3%
% of Patients satisfied with the time they had to wait for an appointment	0	0	N/A	88.8%	89.8%	88.9%

* This is based on patients treated on this contract for their most recent course of treatment. Figures in italics indicate the base number of FP17s or Patient Questionnaire responses are less than 100. N/A is shown where the base number of responses is less than 10 during the period. % is calculated as Quantity/Base number*100

Q51 - Vital Signs At a Glance Contract Report for 100717/0000 - September 2018


Name or company name	Genix Healthcare Ltd
Contract type name	GDS Contract
Purpose of contract	General
Contract start date	31/07/2018
Contract end date	31/03/2021

18/19 Contracted general activity (UDA)	1,011
Carry forward general activity (UDA)	0
18/19 Contracted orthodontic activity (UOA)	0
Carry forward orthodontic activity (UOA)	0
Baseline contract value	£28,641.00

ACCESS*

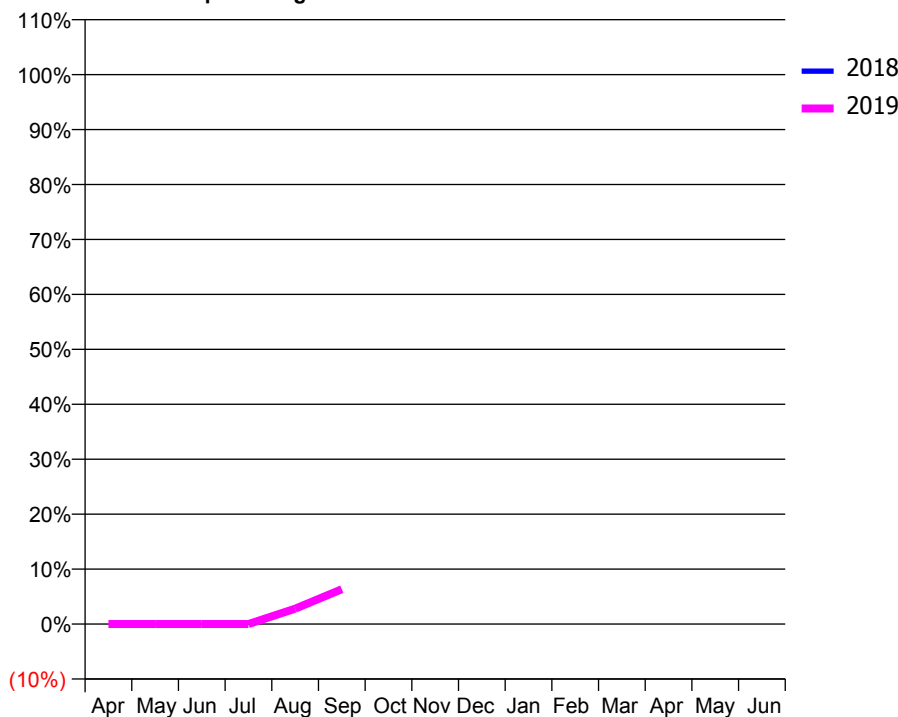
Patients seen in 24 months	Total	Change since previous quarter
Quarter ending September 2017	0	
Quarter ending December 2017	0	
Quarter ending March 2018	0	
Quarter ending June 2018	0	
Quarter ending September 2018	50	↑
Variance since September 2017	N/A	

Access trend analysis



ACTIVITY

Cumulative percentage of contracted UDA delivered 2018 & 2019



Month	Adjusted Scheduled Activity (UDA)	
	2018	2019
April	0	0
May	0	0
June	0	0
July	0	0
August	0	28
September	0	64
October	0	0
November	0	0
December	0	0
January	0	0
February	0	0
March	0	0
April	0	0
May	0	0
June	0	0

QUALITY

	Quantity	Base Number	Contract	AT	Region	England
% of FP17s for the same patient ID Re-attending within 3 months - Children	0	16	0.0%	9.3%	12.2%	11.6%
% of FP17s for the same patient ID Re-attending within 3 months - Adults	2	31	6.5%	13.4%	15.8%	15.5%
% of FP17s for the same patient ID Re-attending between 3 & 9 months - Children	0	16	0.0%	60.3%	60.3%	58.8%
% of FP17s for the same patient ID Re-attending between 3 & 9 months - Adults	0	31	0.0%	54.5%	53.5%	51.1%
% of FP17s for Band 1 Urgent Courses	6	47	12.8%	7.2%	9.1%	9.0%
% of FP17s Relating to Free Repair or Replacements	0	47	0.0%	1.2%	1.0%	0.8%
% of FP17s Relating to Continuations	0	47	0.0%	1.1%	1.0%	0.9%
% of Patients satisfied with the dentistry they have received	0	0	N/A	94.2%	93.6%	93.3%
% of Patients satisfied with the time they had to wait for an appointment	0	0	N/A	88.8%	89.8%	88.9%

* This is based on patients treated on this contract for their most recent course of treatment. Figures in italics indicate the base number of FP17s or Patient Questionnaire responses are less than 100. N/A is shown where the base number of responses is less than 10 during the period. % is calculated as Quantity/Base number*100

Q51 - Vital Signs At a Glance Contract Report for 100718/0000 - September 2018


Name or company name	Thurcroft Dental Practice
Contract type name	GDS Contract
Purpose of contract	General
Contract start date	01/07/2018
Contract end date	31/03/2021

18/19 Contracted general activity (UDA)	338
Carry forward general activity (UDA)	0
18/19 Contracted orthodontic activity (UOA)	0
Carry forward orthodontic activity (UOA)	0
Baseline contract value	£9,552.00

ACCESS*

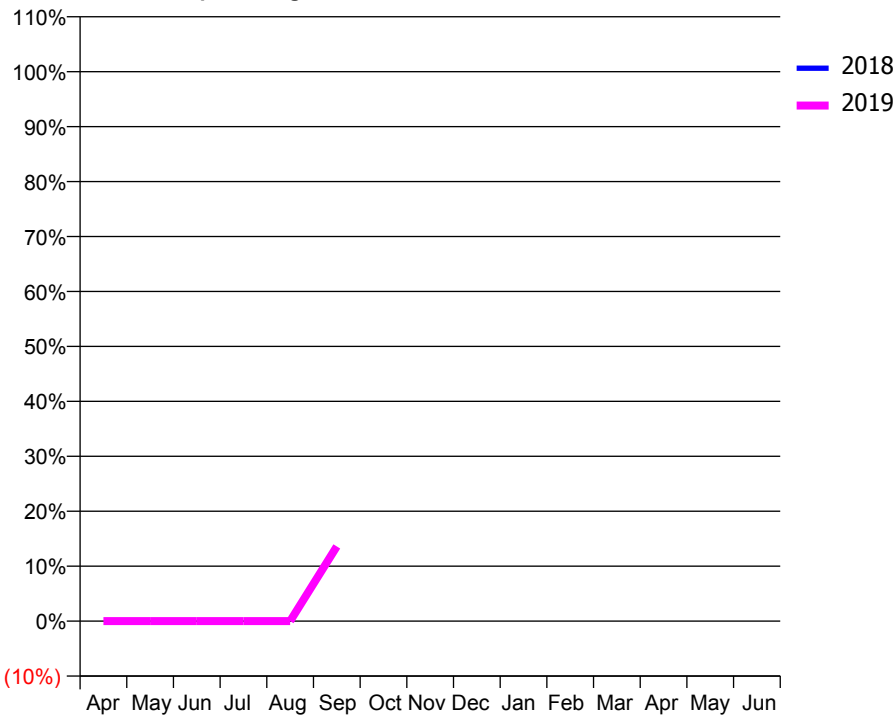
Patients seen in 24 months	Total	Change since previous quarter
Quarter ending September 2017	0	
Quarter ending December 2017	0	
Quarter ending March 2018	0	
Quarter ending June 2018	0	
Quarter ending September 2018	25	↑
Variance since September 2017	N/A	

Access trend analysis



ACTIVITY

Cumulative percentage of contracted UDA delivered 2018 & 2019



Month	Adjusted Scheduled Activity (UDA)	
	2018	2019
April	0	0
May	0	0
June	0	0
July	0	0
August	0	0
September	0	46
October	0	
November	0	
December	0	
January	0	
February	0	
March	0	
April	0	
May	0	
June	0	

QUALITY

	Quantity	Base Number	Contract	AT	Region	England
% of FP17s for the same patient ID Re-attending within 3 months - Children	0	1	0.0%	9.3%	12.2%	11.6%
% of FP17s for the same patient ID Re-attending within 3 months - Adults	0	15	0.0%	13.4%	15.8%	15.5%
% of FP17s for the same patient ID Re-attending between 3 & 9 months - Children	0	1	0.0%	60.3%	60.3%	58.8%
% of FP17s for the same patient ID Re-attending between 3 & 9 months - Adults	0	15	0.0%	54.5%	53.5%	51.1%
% of FP17s for Band 1 Urgent Courses	0	16	0.0%	7.2%	9.1%	9.0%
% of FP17s Relating to Free Repair or Replacements	0	16	0.0%	1.2%	1.0%	0.8%
% of FP17s Relating to Continuations	0	16	0.0%	1.1%	1.0%	0.9%
% of Patients satisfied with the dentistry they have received	0	0	N/A	94.2%	93.6%	93.3%
% of Patients satisfied with the time they had to wait for an appointment	0	0	N/A	88.8%	89.8%	88.9%

* This is based on patients treated on this contract for their most recent course of treatment. Figures in italics indicate the base number of FP17s or Patient Questionnaire responses are less than 100. N/A is shown where the base number of responses is less than 10 during the period. % is calculated as Quantity/Base number*100

Q51 - Vital Signs At a Glance Contract Report for 100720/0000 - September 2018


Name or company name	Dental Directions
Contract type name	GDS Contract
Purpose of contract	General
Contract start date	01/07/2018
Contract end date	31/03/2021

18/19 Contracted general activity (UDA)	1,028
Carry forward general activity (UDA)	0
18/19 Contracted orthodontic activity (UOA)	0
Carry forward orthodontic activity (UOA)	0
Baseline contract value	£29,099.05

ACCESS*

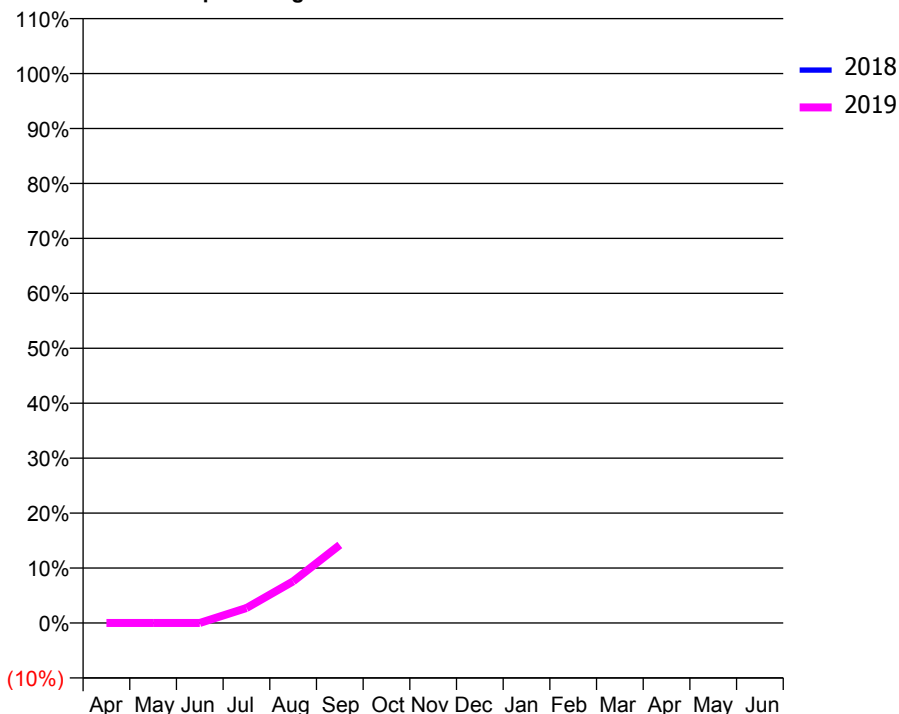
Patients seen in 24 months	Total	Change since previous quarter
Quarter ending September 2017	0	
Quarter ending December 2017	0	
Quarter ending March 2018	0	
Quarter ending June 2018	0	
Quarter ending September 2018	69	↑
Variance since September 2017	N/A	

Access trend analysis



ACTIVITY

Cumulative percentage of contracted UDA delivered 2018 & 2019



Adjusted Scheduled Activity (UDA)

Month	2018	2019
April	0	0
May	0	0
June	0	0
July	0	28
August	0	78
September	0	146
October	0	
November	0	
December	0	
January	0	
February	0	
March	0	
April	0	
May	0	
June	0	

QUALITY

	Quantity	Base Number	Contract	AT	Region	England
% of FP17s for the same patient ID Re-attending within 3 months - Children	0	37	0.0%	9.3%	12.2%	11.6%
% of FP17s for the same patient ID Re-attending within 3 months - Adults	0	30	0.0%	13.4%	15.8%	15.5%
% of FP17s for the same patient ID Re-attending between 3 & 9 months - Children	0	37	0.0%	60.3%	60.3%	58.8%
% of FP17s for the same patient ID Re-attending between 3 & 9 months - Adults	0	30	0.0%	54.5%	53.5%	51.1%
% of FP17s for Band 1 Urgent Courses	0	67	0.0%	7.2%	9.1%	9.0%
% of FP17s Relating to Free Repair or Replacements	0	67	0.0%	1.2%	1.0%	0.8%
% of FP17s Relating to Continuations	0	67	0.0%	1.1%	1.0%	0.9%
% of Patients satisfied with the dentistry they have received	0	0	N/A	94.2%	93.6%	93.3%
% of Patients satisfied with the time they had to wait for an appointment	0	0	N/A	88.8%	89.8%	88.9%

* This is based on patients treated on this contract for their most recent course of treatment. Figures in italics indicate the base number of FP17s or Patient Questionnaire responses are less than 100. N/A is shown where the base number of responses is less than 10 during the period. % is calculated as Quantity/Base number*100

Q51 - Vital Signs At a Glance Contract Report for 100721/0000 - September 2018


Name or company name	Prime Dental Care Limited
Contract type name	GDS Contract
Purpose of contract	General
Contract start date	01/07/2018
Contract end date	31/03/2021

18/19 Contracted general activity (UDA)	497
Carry forward general activity (UDA)	0
18/19 Contracted orthodontic activity (UOA)	0
Carry forward orthodontic activity (UOA)	0
Baseline contract value	£14,047.00

ACCESS*

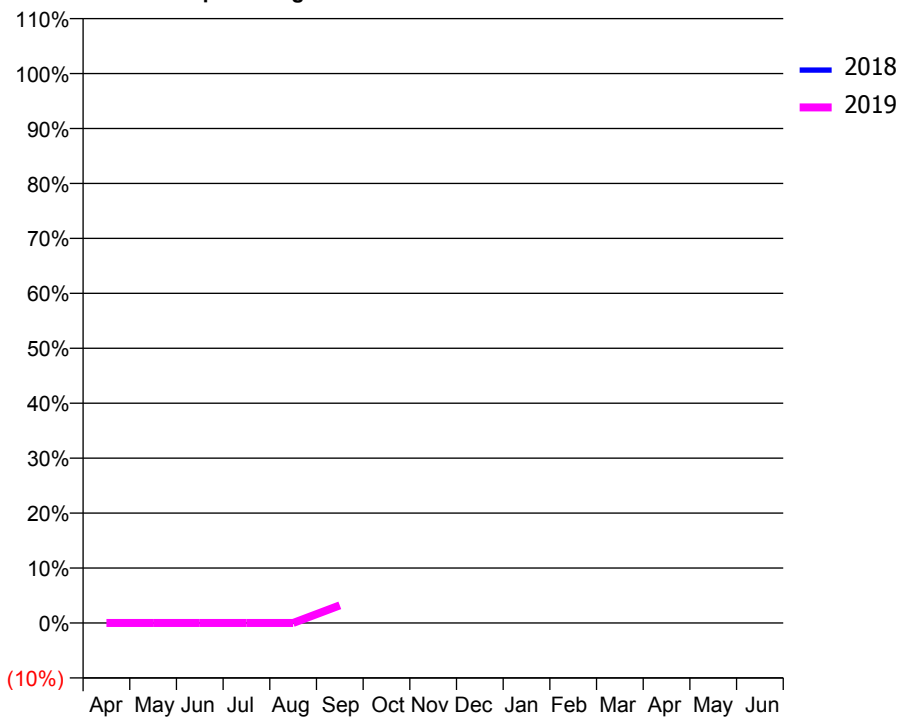
Patients seen in 24 months	Total	Change since previous quarter
Quarter ending September 2017	0	
Quarter ending December 2017	0	
Quarter ending March 2018	0	
Quarter ending June 2018	0	
Quarter ending September 2018	21	↑
Variance since September 2017	N/A	

Access trend analysis



ACTIVITY

Cumulative percentage of contracted UDA delivered 2018 & 2019



Month	Adjusted Scheduled Activity (UDA)	
	2018	2019
April	0	0
May	0	0
June	0	0
July	0	0
August	0	0
September	0	16
October	0	
November	0	
December	0	
January	0	
February	0	
March	0	
April	0	
May	0	
June	0	

QUALITY

	Quantity	Base Number	Contract	AT	Region	England
% of FP17s for the same patient ID Re-attending within 3 months - Children	0	3	0.0%	9.3%	12.2%	11.6%
% of FP17s for the same patient ID Re-attending within 3 months - Adults	0	5	0.0%	13.4%	15.8%	15.5%
% of FP17s for the same patient ID Re-attending between 3 & 9 months - Children	0	3	0.0%	60.3%	60.3%	58.8%
% of FP17s for the same patient ID Re-attending between 3 & 9 months - Adults	0	5	0.0%	54.5%	53.5%	51.1%
% of FP17s for Band 1 Urgent Courses	0	8	0.0%	7.2%	9.1%	9.0%
% of FP17s Relating to Free Repair or Replacements	0	8	0.0%	1.2%	1.0%	0.8%
% of FP17s Relating to Continuations	0	8	0.0%	1.1%	1.0%	0.9%
% of Patients satisfied with the dentistry they have received	0	0	N/A	94.2%	93.6%	93.3%
% of Patients satisfied with the time they had to wait for an appointment	0	0	N/A	88.8%	89.8%	88.9%

* This is based on patients treated on this contract for their most recent course of treatment. Figures in italics indicate the base number of FP17s or Patient Questionnaire responses are less than 100. N/A is shown where the base number of responses is less than 10 during the period. % is calculated as Quantity/Base number*100

Q51 - Vital Signs At a Glance Contract Report for 100722/0000 - September 2018

Name or company name	Anderson & Broadberry Dental Care
Contract type name	GDS Contract
Purpose of contract	General
Contract start date	01/07/2018
Contract end date	31/03/2021

18/19 Contracted general activity (UDA)	595
Carry forward general activity (UDA)	0
18/19 Contracted orthodontic activity (UOA)	0
Carry forward orthodontic activity (UOA)	0
Baseline contract value	£16,855.00

ACCESS*

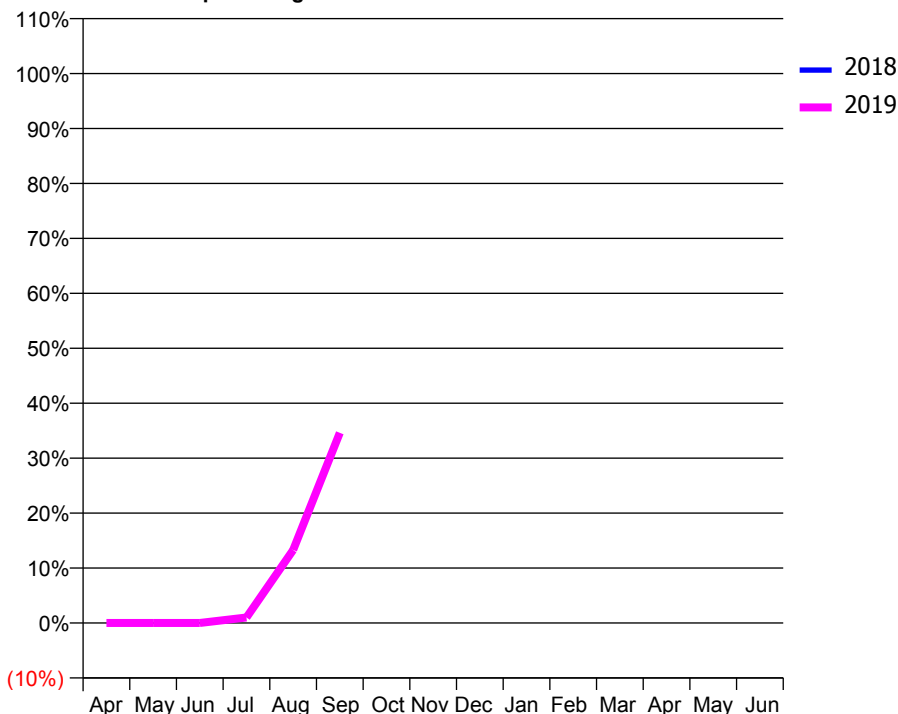
Patients seen in 24 months	Total	Change since previous quarter
Quarter ending September 2017	0	
Quarter ending December 2017	0	
Quarter ending March 2018	0	
Quarter ending June 2018	0	
Quarter ending September 2018	97	↑
Variance since September 2017	N/A	

Access trend analysis



ACTIVITY

Cumulative percentage of contracted UDA delivered 2018 & 2019



Month	Adjusted Scheduled Activity (UDA)	
	2018	2019
April	0	0
May	0	0
June	0	0
July	0	6
August	0	79
September	0	206
October	0	
November	0	
December	0	
January	0	
February	0	
March	0	
April	0	
May	0	
June	0	

QUALITY

	Quantity	Base Number	Contract	AT	Region	England
% of FP17s for the same patient ID Re-attending within 3 months - Children	0	37	0.0%	9.3%	12.2%	11.6%
% of FP17s for the same patient ID Re-attending within 3 months - Adults	1	56	1.8%	13.4%	15.8%	15.5%
% of FP17s for the same patient ID Re-attending between 3 & 9 months - Children	0	37	0.0%	60.3%	60.3%	58.8%
% of FP17s for the same patient ID Re-attending between 3 & 9 months - Adults	0	56	0.0%	54.5%	53.5%	51.1%
% of FP17s for Band 1 Urgent Courses	0	93	0.0%	7.2%	9.1%	9.0%
% of FP17s Relating to Free Repair or Replacements	0	93	0.0%	1.2%	1.0%	0.8%
% of FP17s Relating to Continuations	0	93	0.0%	1.1%	1.0%	0.9%
% of Patients satisfied with the dentistry they have received	0	0	N/A	94.2%	93.6%	93.3%
% of Patients satisfied with the time they had to wait for an appointment	0	0	N/A	88.8%	89.8%	88.9%

* This is based on patients treated on this contract for their most recent course of treatment. Figures in italics indicate the base number of FP17s or Patient Questionnaire responses are less than 100. N/A is shown where the base number of responses is less than 10 during the period. % is calculated as Quantity/Base number*100

Q51 - Vital Signs At a Glance Contract Report for 100723/0000 - September 2018


Name or company name	MISS F ARDABILI
Contract type name	GDS Contract
Purpose of contract	General
Contract start date	01/07/2018
Contract end date	31/03/2021

18/19 Contracted general activity (UDA)	414
Carry forward general activity (UDA)	0
18/19 Contracted orthodontic activity (UOA)	0
Carry forward orthodontic activity (UOA)	0
Baseline contract value	£11,701.00

ACCESS*

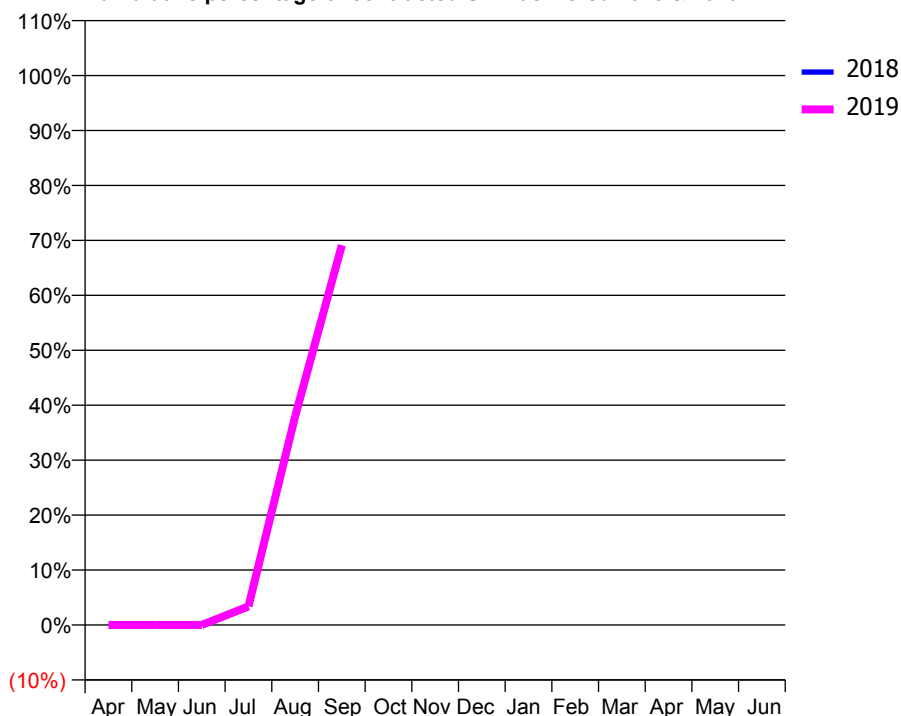
Patients seen in 24 months	Total	Change since previous quarter
Quarter ending September 2017	0	
Quarter ending December 2017	0	
Quarter ending March 2018	0	
Quarter ending June 2018	0	
Quarter ending September 2018	120	↑
Variance since September 2017	N/A	

Access trend analysis



ACTIVITY

Cumulative percentage of contracted UDA delivered 2018 & 2019



Month	Adjusted Scheduled Activity (UDA)	
	2018	2019
April	0	0
May	0	0
June	0	0
July	0	14
August	0	157
September	0	286
October	0	
November	0	
December	0	
January	0	
February	0	
March	0	
April	0	
May	0	
June	0	

QUALITY

	Quantity	Base Number	Contract	AT	Region	England
% of FP17s for the same patient ID Re-attending within 3 months - Children	0	31	0.0%	9.3%	12.2%	11.6%
% of FP17s for the same patient ID Re-attending within 3 months - Adults	0	67	0.0%	13.4%	15.8%	15.5%
% of FP17s for the same patient ID Re-attending between 3 & 9 months - Children	0	31	0.0%	60.3%	60.3%	58.8%
% of FP17s for the same patient ID Re-attending between 3 & 9 months - Adults	0	67	0.0%	54.5%	53.5%	51.1%
% of FP17s for Band 1 Urgent Courses	1	98	1.0%	7.2%	9.1%	9.0%
% of FP17s Relating to Free Repair or Replacements	0	98	0.0%	1.2%	1.0%	0.8%
% of FP17s Relating to Continuations	0	98	0.0%	1.1%	1.0%	0.9%
% of Patients satisfied with the dentistry they have received	0	0	N/A	94.2%	93.6%	93.3%
% of Patients satisfied with the time they had to wait for an appointment	0	0	N/A	88.8%	89.8%	88.9%

* This is based on patients treated on this contract for their most recent course of treatment. Figures in italics indicate the base number of FP17s or Patient Questionnaire responses are less than 100. N/A is shown where the base number of responses is less than 10 during the period. % is calculated as Quantity/Base number*100

Q51 - Vital Signs At a Glance Contract Report for 100726/0000 - September 2018


Name or company name	Pawson Dental Partnership
Contract type name	GDS Contract
Purpose of contract	General
Contract start date	01/07/2018
Contract end date	31/03/2021

18/19 Contracted general activity (UDA)	886
Carry forward general activity (UDA)	0
18/19 Contracted orthodontic activity (UOA)	0
Carry forward orthodontic activity (UOA)	0
Baseline contract value	£25,078.00

ACCESS*

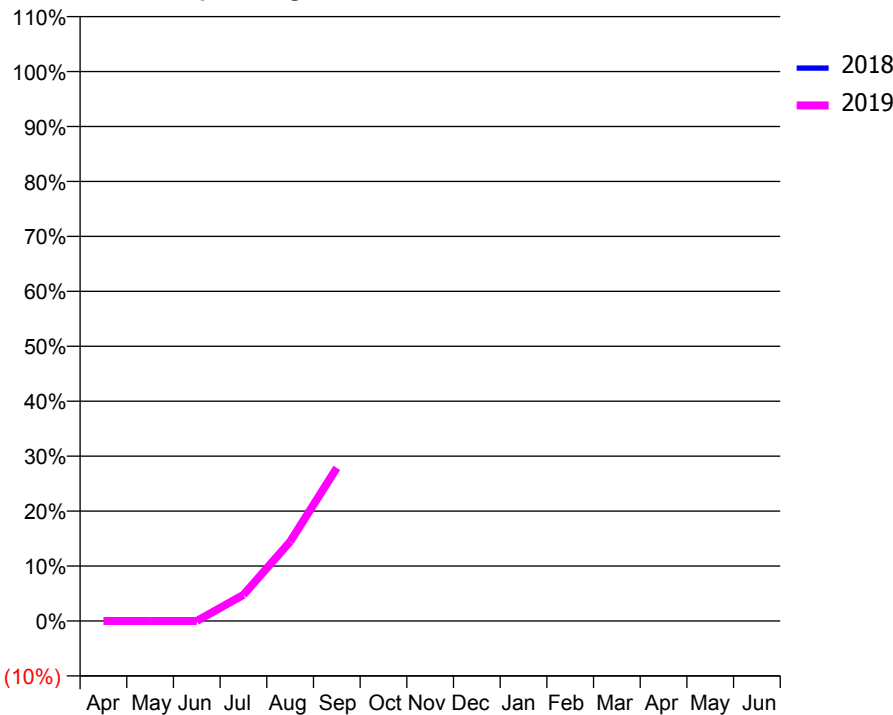
Patients seen in 24 months	Total	Change since previous quarter
Quarter ending September 2017	0	
Quarter ending December 2017	0	
Quarter ending March 2018	0	
Quarter ending June 2018	0	
Quarter ending September 2018	88	↑
Variance since September 2017	N/A	

Access trend analysis



ACTIVITY

Cumulative percentage of contracted UDA delivered 2018 & 2019



Month	Adjusted Scheduled Activity (UDA)	
	2018	2019
April	0	0
May	0	0
June	0	0
July	0	42
August	0	128
September	0	247
October	0	
November	0	
December	0	
January	0	
February	0	
March	0	
April	0	
May	0	
June	0	

QUALITY

	Quantity	Base Number	Contract	AT	Region	England
% of FP17s for the same patient ID Re-attending within 3 months - Children	0	36	0.0%	9.3%	12.2%	11.6%
% of FP17s for the same patient ID Re-attending within 3 months - Adults	3	57	5.3%	13.4%	15.8%	15.5%
% of FP17s for the same patient ID Re-attending between 3 & 9 months - Children	0	36	0.0%	60.3%	60.3%	58.8%
% of FP17s for the same patient ID Re-attending between 3 & 9 months - Adults	0	57	0.0%	54.5%	53.5%	51.1%
% of FP17s for Band 1 Urgent Courses	10	93	10.8%	7.2%	9.1%	9.0%
% of FP17s Relating to Free Repair or Replacements	5	93	5.4%	1.2%	1.0%	0.8%
% of FP17s Relating to Continuations	0	93	0.0%	1.1%	1.0%	0.9%
% of Patients satisfied with the dentistry they have received	0	0	N/A	94.2%	93.6%	93.3%
% of Patients satisfied with the time they had to wait for an appointment	0	0	N/A	88.8%	89.8%	88.9%

* This is based on patients treated on this contract for their most recent course of treatment. Figures in italics indicate the base number of FP17s or Patient Questionnaire responses are less than 100. N/A is shown where the base number of responses is less than 10 during the period. % is calculated as Quantity/Base number*100

Q51 - Vital Signs At a Glance Contract Report for 100728/0000 - September 2018


Name or company name	Wensley & Wright
Contract type name	GDS Contract
Purpose of contract	General
Contract start date	01/07/2018
Contract end date	31/03/2021

18/19 Contracted general activity (UDA)	722
Carry forward general activity (UDA)	0
18/19 Contracted orthodontic activity (UOA)	0
Carry forward orthodontic activity (UOA)	0
Baseline contract value	£20,431.00

ACCESS*

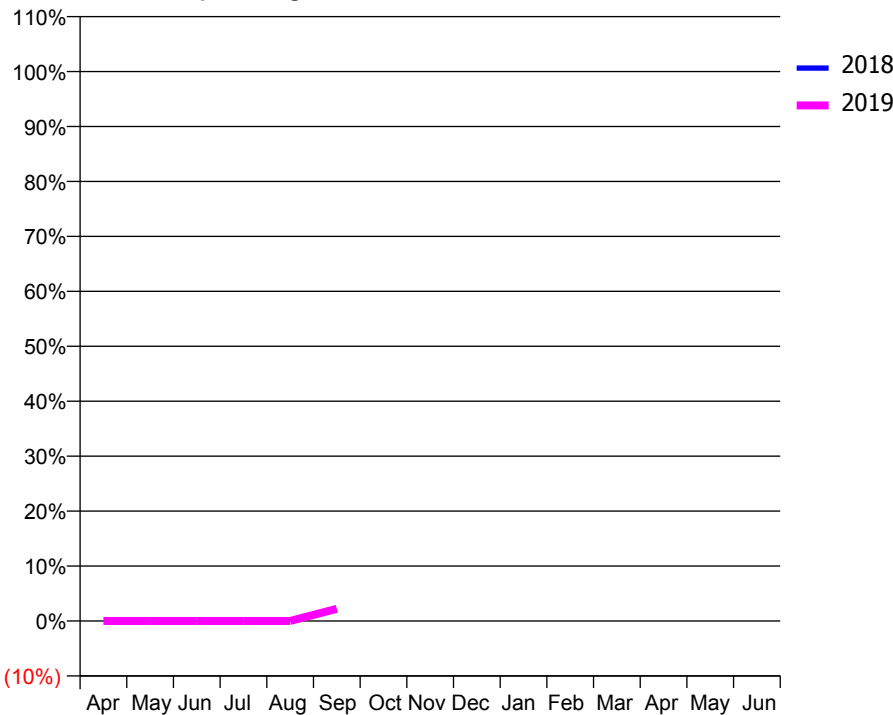
Patients seen in 24 months	Total	Change since previous quarter
Quarter ending September 2017	0	
Quarter ending December 2017	0	
Quarter ending March 2018	0	
Quarter ending June 2018	0	
Quarter ending September 2018	3	↑
Variance since September 2017	N/A	

Access trend analysis



ACTIVITY

Cumulative percentage of contracted UDA delivered 2018 & 2019



Month	Adjusted Scheduled Activity (UDA)	
	2018	2019
April	0	0
May	0	0
June	0	0
July	0	0
August	0	0
September	0	16
October	0	
November	0	
December	0	
January	0	
February	0	
March	0	
April	0	
May	0	
June	0	

QUALITY

	Quantity	Base Number	Contract	AT	Region	England
% of FP17s for the same patient ID Re-attending within 3 months - Children	0	0	N/A	9.3%	12.2%	11.6%
% of FP17s for the same patient ID Re-attending within 3 months - Adults	0	3	0.0%	13.4%	15.8%	15.5%
% of FP17s for the same patient ID Re-attending between 3 & 9 months - Children	0	0	N/A	60.3%	60.3%	58.8%
% of FP17s for the same patient ID Re-attending between 3 & 9 months - Adults	0	3	0.0%	54.5%	53.5%	51.1%
% of FP17s for Band 1 Urgent Courses	0	3	0.0%	7.2%	9.1%	9.0%
% of FP17s Relating to Free Repair or Replacements	0	3	0.0%	1.2%	1.0%	0.8%
% of FP17s Relating to Continuations	0	3	0.0%	1.1%	1.0%	0.9%
% of Patients satisfied with the dentistry they have received	0	0	N/A	94.2%	93.6%	93.3%
% of Patients satisfied with the time they had to wait for an appointment	0	0	N/A	88.8%	89.8%	88.9%

* This is based on patients treated on this contract for their most recent course of treatment. Figures in italics indicate the base number of FP17s or Patient Questionnaire responses are less than 100. N/A is shown where the base number of responses is less than 10 during the period. % is calculated as Quantity/Base number*100

Q51 - Vital Signs At a Glance Contract Report for 100729/0000 - September 2018


Name or company name	Adrian Vasile
Contract type name	GDS Contract
Purpose of contract	General
Contract start date	01/07/2018
Contract end date	31/03/2021

18/19 Contracted general activity (UDA)	645
Carry forward general activity (UDA)	0
18/19 Contracted orthodontic activity (UOA)	0
Carry forward orthodontic activity (UOA)	0
Baseline contract value	£18,267.00

ACCESS*

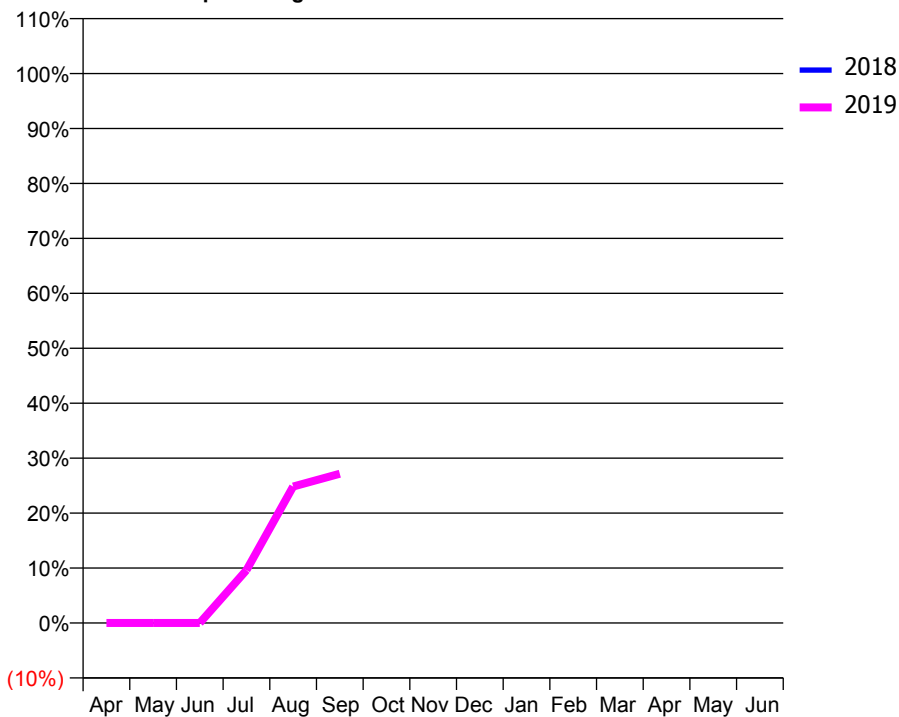
Patients seen in 24 months	Total	Change since previous quarter
Quarter ending September 2017	0	
Quarter ending December 2017	0	
Quarter ending March 2018	0	
Quarter ending June 2018	0	
Quarter ending September 2018	120	↑
Variance since September 2017	N/A	

Access trend analysis



ACTIVITY

Cumulative percentage of contracted UDA delivered 2018 & 2019



Adjusted Scheduled Activity (UDA)

Month	2018	2019
April	0	0
May	0	0
June	0	0
July	0	62
August	0	160
September	0	175
October	0	
November	0	
December	0	
January	0	
February	0	
March	0	
April	0	
May	0	
June	0	

QUALITY

	Quantity	Base Number	Contract	AT	Region	England
% of FP17s for the same patient ID Re-attending within 3 months - Children	0	85	0.0%	9.3%	12.2%	11.6%
% of FP17s for the same patient ID Re-attending within 3 months - Adults	0	20	0.0%	13.4%	15.8%	15.5%
% of FP17s for the same patient ID Re-attending between 3 & 9 months - Children	0	85	0.0%	60.3%	60.3%	58.8%
% of FP17s for the same patient ID Re-attending between 3 & 9 months - Adults	0	20	0.0%	54.5%	53.5%	51.1%
% of FP17s for Band 1 Urgent Courses	1	105	1.0%	7.2%	9.1%	9.0%
% of FP17s Relating to Free Repair or Replacements	0	105	0.0%	1.2%	1.0%	0.8%
% of FP17s Relating to Continuations	0	105	0.0%	1.1%	1.0%	0.9%
% of Patients satisfied with the dentistry they have received	0	0	N/A	94.2%	93.6%	93.3%
% of Patients satisfied with the time they had to wait for an appointment	0	0	N/A	88.8%	89.8%	88.9%

* This is based on patients treated on this contract for their most recent course of treatment. Figures in italics indicate the base number of FP17s or Patient Questionnaire responses are less than 100. N/A is shown where the base number of responses is less than 10 during the period. % is calculated as Quantity/Base number*100

Q51 - Vital Signs At a Glance Contract Report for 100730/0000 - September 2018


Name or company name	Parson Cross Dental Surgery
Contract type name	GDS Contract
Purpose of contract	General
Contract start date	01/07/2018
Contract end date	31/03/2021

18/19 Contracted general activity (UDA)	799
Carry forward general activity (UDA)	0
18/19 Contracted orthodontic activity (UOA)	0
Carry forward orthodontic activity (UOA)	0
Baseline contract value	£22,600.00

ACCESS*

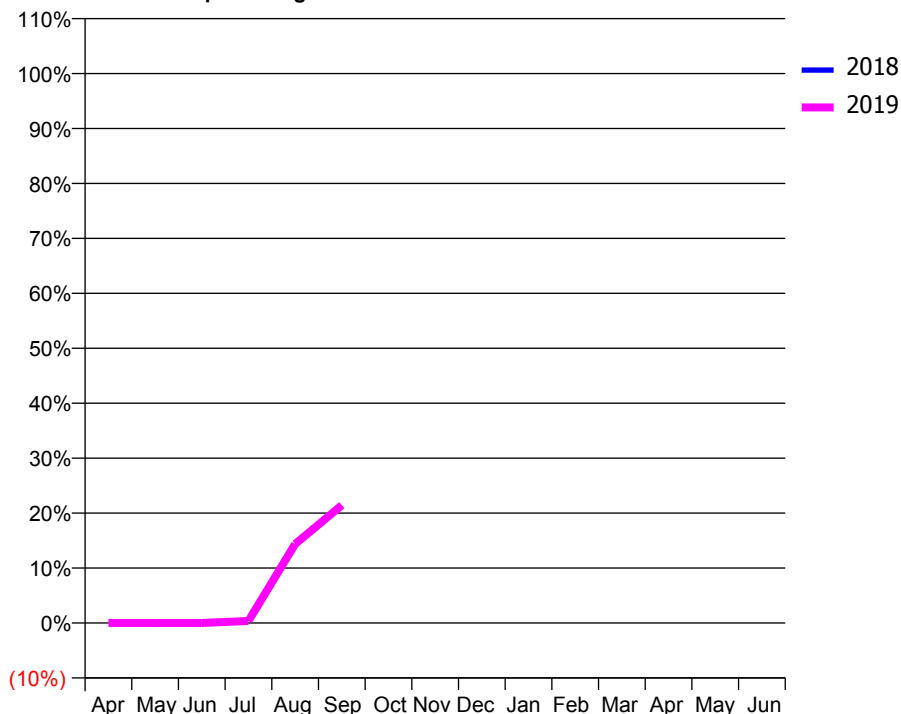
Patients seen in 24 months	Total	Change since previous quarter
Quarter ending September 2017	0	
Quarter ending December 2017	0	
Quarter ending March 2018	0	
Quarter ending June 2018	0	
Quarter ending September 2018	86	↑
Variance since September 2017	N/A	

Access trend analysis



ACTIVITY

Cumulative percentage of contracted UDA delivered 2018 & 2019



Month	Adjusted Scheduled Activity (UDA)	
	2018	2019
April	0	0
May	0	0
June	0	0
July	0	3
August	0	115
September	0	171
October	0	
November	0	
December	0	
January	0	
February	0	
March	0	
April	0	
May	0	
June	0	

QUALITY

	Quantity	Base Number	Contract	AT	Region	England
% of FP17s for the same patient ID Re-attending within 3 months - Children	0	55	0.0%	9.3%	12.2%	11.6%
% of FP17s for the same patient ID Re-attending within 3 months - Adults	0	39	0.0%	13.4%	15.8%	15.5%
% of FP17s for the same patient ID Re-attending between 3 & 9 months - Children	0	55	0.0%	60.3%	60.3%	58.8%
% of FP17s for the same patient ID Re-attending between 3 & 9 months - Adults	0	39	0.0%	54.5%	53.5%	51.1%
% of FP17s for Band 1 Urgent Courses	7	94	7.4%	7.2%	9.1%	9.0%
% of FP17s Relating to Free Repair or Replacements	0	94	0.0%	1.2%	1.0%	0.8%
% of FP17s Relating to Continuations	0	94	0.0%	1.1%	1.0%	0.9%
% of Patients satisfied with the dentistry they have received	0	0	N/A	94.2%	93.6%	93.3%
% of Patients satisfied with the time they had to wait for an appointment	0	0	N/A	88.8%	89.8%	88.9%

* This is based on patients treated on this contract for their most recent course of treatment. Figures in italics indicate the base number of FP17s or Patient Questionnaire responses are less than 100. N/A is shown where the base number of responses is less than 10 during the period. % is calculated as Quantity/Base number*100

Q51 - Vital Signs At a Glance Contract Report for 100739/0000 - September 2018


Name or company name	Rayner and Horscraft
Contract type name	GDS Contract
Purpose of contract	General
Contract start date	01/07/2018
Contract end date	31/03/2021

18/19 Contracted general activity (UDA)	1,317
Carry forward general activity (UDA)	0
18/19 Contracted orthodontic activity (UOA)	0
Carry forward orthodontic activity (UOA)	0
Baseline contract value	£37,262.00

ACCESS*

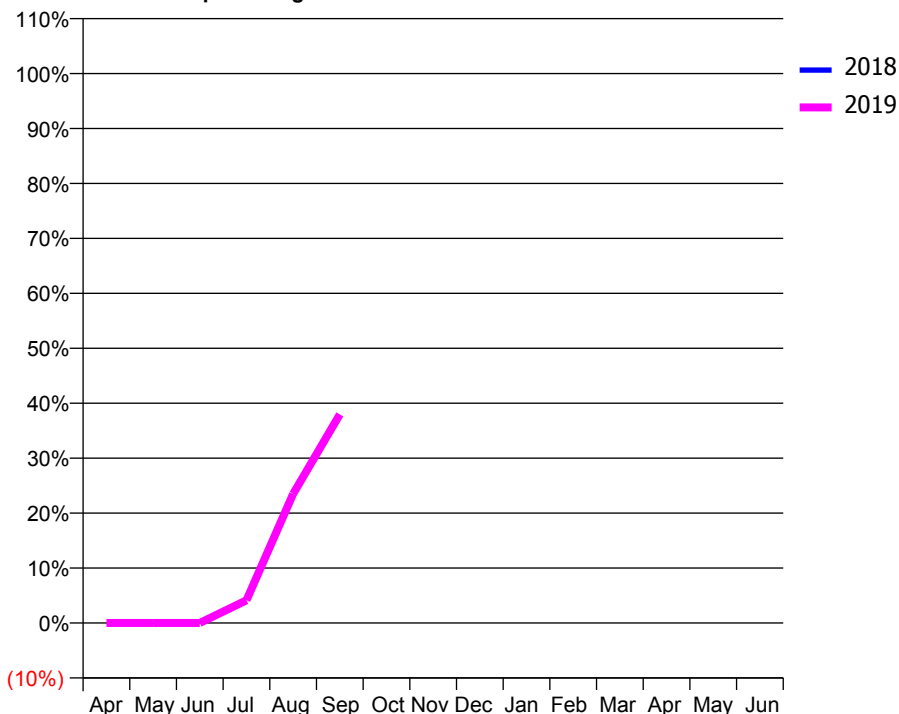
Patients seen in 24 months	Total	Change since previous quarter
Quarter ending September 2017	0	
Quarter ending December 2017	0	
Quarter ending March 2018	0	
Quarter ending June 2018	0	
Quarter ending September 2018	270	↑
Variance since September 2017	N/A	

Access trend analysis



ACTIVITY

Cumulative percentage of contracted UDA delivered 2018 & 2019



Month	Adjusted Scheduled Activity (UDA)	
	2018	2019
April	0	0
May	0	0
June	0	0
July	0	55
August	0	310
September	0	500
October	0	
November	0	
December	0	
January	0	
February	0	
March	0	
April	0	
May	0	
June	0	

QUALITY

	Quantity	Base Number	Contract	AT	Region	England
% of FP17s for the same patient ID Re-attending within 3 months - Children	1	68	1.5%	9.3%	12.2%	11.6%
% of FP17s for the same patient ID Re-attending within 3 months - Adults	7	166	4.2%	13.4%	15.8%	15.5%
% of FP17s for the same patient ID Re-attending between 3 & 9 months - Children	0	68	0.0%	60.3%	60.3%	58.8%
% of FP17s for the same patient ID Re-attending between 3 & 9 months - Adults	0	166	0.0%	54.5%	53.5%	51.1%
% of FP17s for Band 1 Urgent Courses	5	234	2.1%	7.2%	9.1%	9.0%
% of FP17s Relating to Free Repair or Replacements	0	234	0.0%	1.2%	1.0%	0.8%
% of FP17s Relating to Continuations	1	234	0.4%	1.1%	1.0%	0.9%
% of Patients satisfied with the dentistry they have received	0	0	N/A	94.2%	93.6%	93.3%
% of Patients satisfied with the time they had to wait for an appointment	0	0	N/A	88.8%	89.8%	88.9%

* This is based on patients treated on this contract for their most recent course of treatment. Figures in italics indicate the base number of FP17s or Patient Questionnaire responses are less than 100. N/A is shown where the base number of responses is less than 10 during the period. % is calculated as Quantity/Base number*100

Q51 - Vital Signs At a Glance Contract Report for 100740/0000 - September 2018


Name or company name	Bramley Dental Practice
Contract type name	GDS Contract
Purpose of contract	General
Contract start date	01/07/2018
Contract end date	31/03/2021

18/19 Contracted general activity (UDA)	3,534
Carry forward general activity (UDA)	0
18/19 Contracted orthodontic activity (UOA)	0
Carry forward orthodontic activity (UOA)	0
Baseline contract value	£100,032.00

ACCESS*

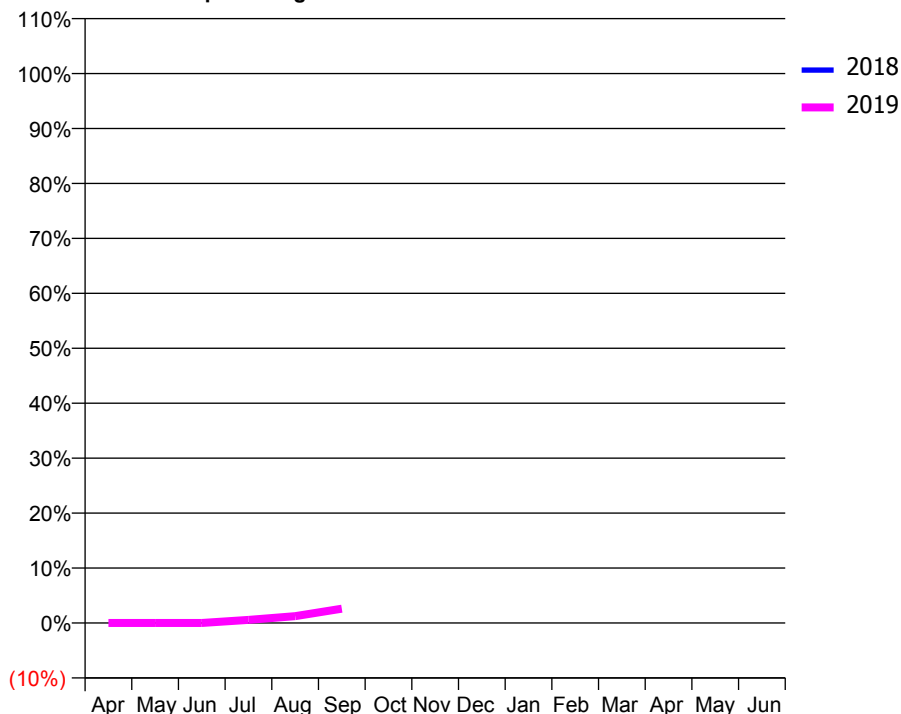
Patients seen in 24 months	Total	Change since previous quarter
Quarter ending September 2017	0	
Quarter ending December 2017	0	
Quarter ending March 2018	0	
Quarter ending June 2018	0	
Quarter ending September 2018	76	↑
Variance since September 2017	N/A	

Access trend analysis



ACTIVITY

Cumulative percentage of contracted UDA delivered 2018 & 2019



Month	Adjusted Scheduled Activity (UDA)	
	2018	2019
April	0	0
May	0	0
June	0	0
July	0	20
August	0	44
September	0	92
October	0	
November	0	
December	0	
January	0	
February	0	
March	0	
April	0	
May	0	
June	0	

QUALITY

	Quantity	Base Number	Contract	AT	Region	England
% of FP17s for the same patient ID Re-attending within 3 months - Children	0	17	0.0%	9.3%	12.2%	11.6%
% of FP17s for the same patient ID Re-attending within 3 months - Adults	1	32	3.1%	13.4%	15.8%	15.5%
% of FP17s for the same patient ID Re-attending between 3 & 9 months - Children	0	17	0.0%	60.3%	60.3%	58.8%
% of FP17s for the same patient ID Re-attending between 3 & 9 months - Adults	0	32	0.0%	54.5%	53.5%	51.1%
% of FP17s for Band 1 Urgent Courses	1	49	2.0%	7.2%	9.1%	9.0%
% of FP17s Relating to Free Repair or Replacements	0	49	0.0%	1.2%	1.0%	0.8%
% of FP17s Relating to Continuations	0	49	0.0%	1.1%	1.0%	0.9%
% of Patients satisfied with the dentistry they have received	0	0	N/A	94.2%	93.6%	93.3%
% of Patients satisfied with the time they had to wait for an appointment	0	0	N/A	88.8%	89.8%	88.9%

* This is based on patients treated on this contract for their most recent course of treatment. Figures in italics indicate the base number of FP17s or Patient Questionnaire responses are less than 100. N/A is shown where the base number of responses is less than 10 during the period. % is calculated as Quantity/Base number*100

Q51 - Vital Signs At a Glance Contract Report for 100741/0000 - September 2018


Name or company name	Swinton Dental Practice
Contract type name	GDS Contract
Purpose of contract	General
Contract start date	01/07/2018
Contract end date	31/03/2021

18/19 Contracted general activity (UDA)	1,840
Carry forward general activity (UDA)	0
18/19 Contracted orthodontic activity (UOA)	0
Carry forward orthodontic activity (UOA)	0
Baseline contract value	£52,071.00

ACCESS*

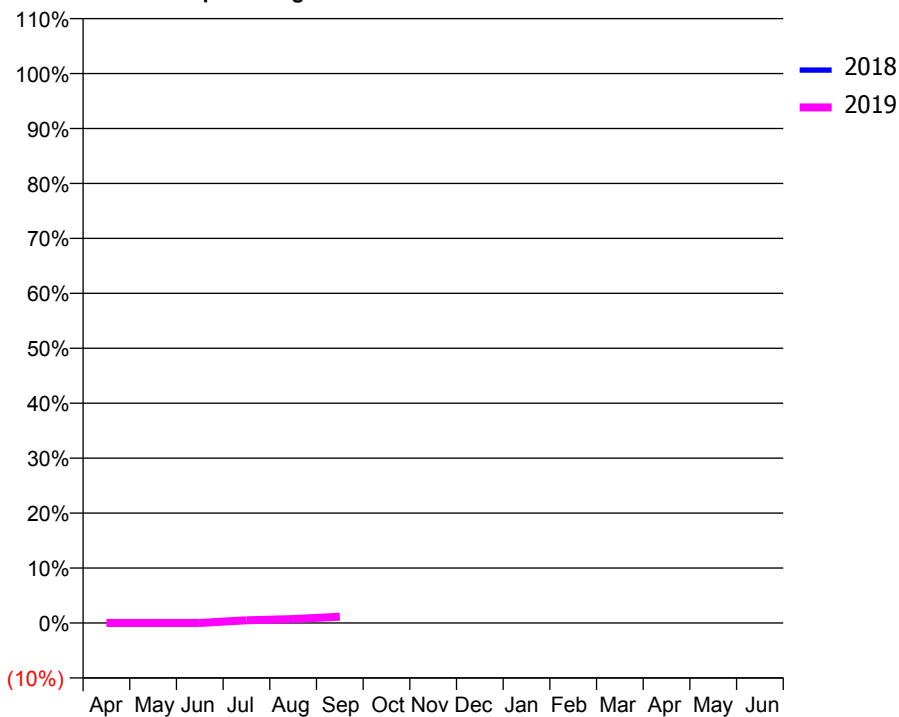
Patients seen in 24 months	Total	Change since previous quarter
Quarter ending September 2017	0	
Quarter ending December 2017	0	
Quarter ending March 2018	0	
Quarter ending June 2018	0	
Quarter ending September 2018	15	↑
Variance since September 2017	N/A	

Access trend analysis



ACTIVITY

Cumulative percentage of contracted UDA delivered 2018 & 2019



Adjusted Scheduled Activity (UDA)

Month	2018	2019
April	0	0
May	0	0
June	0	0
July	0	9
August	0	13
September	0	21
October	0	
November	0	
December	0	
January	0	
February	0	
March	0	
April	0	
May	0	
June	0	

QUALITY

	Quantity	Base Number	Contract	AT	Region	England
% of FP17s for the same patient ID Re-attending within 3 months - Children	0	10	0.0%	9.3%	12.2%	11.6%
% of FP17s for the same patient ID Re-attending within 3 months - Adults	0	3	0.0%	13.4%	15.8%	15.5%
% of FP17s for the same patient ID Re-attending between 3 & 9 months - Children	0	10	0.0%	60.3%	60.3%	58.8%
% of FP17s for the same patient ID Re-attending between 3 & 9 months - Adults	0	3	0.0%	54.5%	53.5%	51.1%
% of FP17s for Band 1 Urgent Courses	0	13	0.0%	7.2%	9.1%	9.0%
% of FP17s Relating to Free Repair or Replacements	0	13	0.0%	1.2%	1.0%	0.8%
% of FP17s Relating to Continuations	0	13	0.0%	1.1%	1.0%	0.9%
% of Patients satisfied with the dentistry they have received	0	0	N/A	94.2%	93.6%	93.3%
% of Patients satisfied with the time they had to wait for an appointment	0	0	N/A	88.8%	89.8%	88.9%

* This is based on patients treated on this contract for their most recent course of treatment. Figures in italics indicate the base number of FP17s or Patient Questionnaire responses are less than 100. N/A is shown where the base number of responses is less than 10 during the period. % is calculated as Quantity/Base number*100

Q51 - Vital Signs At a Glance Contract Report for 100745/0000 - September 2018


Name or company name	MR SI HODGSON
Contract type name	GDS Contract
Purpose of contract	General
Contract start date	01/07/2018
Contract end date	31/03/2021

18/19 Contracted general activity (UDA)	1,038
Carry forward general activity (UDA)	0
18/19 Contracted orthodontic activity (UOA)	0
Carry forward orthodontic activity (UOA)	0
Baseline contract value	£29,367.75

ACCESS*

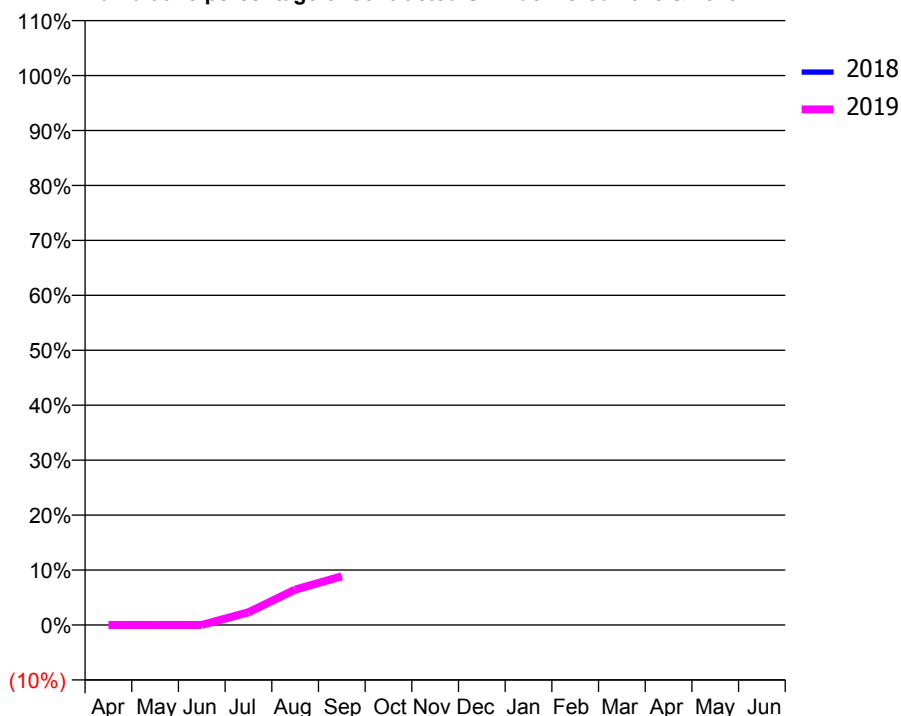
Patients seen in 24 months	Total	Change since previous quarter
Quarter ending September 2017	0	
Quarter ending December 2017	0	
Quarter ending March 2018	0	
Quarter ending June 2018	0	
Quarter ending September 2018	34	↑
Variance since September 2017	N/A	

Access trend analysis



ACTIVITY

Cumulative percentage of contracted UDA delivered 2018 & 2019



Adjusted Scheduled Activity (UDA)

Month	2018	2019
April	0	0
May	0	0
June	0	0
July	0	24
August	0	67
September	0	92
October	0	
November	0	
December	0	
January	0	
February	0	
March	0	
April	0	
May	0	
June	0	

QUALITY

	Quantity	Base Number	Contract	AT	Region	England
% of FP17s for the same patient ID Re-attending within 3 months - Children	0	10	0.0%	9.3%	12.2%	11.6%
% of FP17s for the same patient ID Re-attending within 3 months - Adults	0	20	0.0%	13.4%	15.8%	15.5%
% of FP17s for the same patient ID Re-attending between 3 & 9 months - Children	0	10	0.0%	60.3%	60.3%	58.8%
% of FP17s for the same patient ID Re-attending between 3 & 9 months - Adults	0	20	0.0%	54.5%	53.5%	51.1%
% of FP17s for Band 1 Urgent Courses	0	30	0.0%	7.2%	9.1%	9.0%
% of FP17s Relating to Free Repair or Replacements	0	30	0.0%	1.2%	1.0%	0.8%
% of FP17s Relating to Continuations	0	30	0.0%	1.1%	1.0%	0.9%
% of Patients satisfied with the dentistry they have received	0	0	N/A	94.2%	93.6%	93.3%
% of Patients satisfied with the time they had to wait for an appointment	0	0	N/A	88.8%	89.8%	88.9%

* This is based on patients treated on this contract for their most recent course of treatment. Figures in italics indicate the base number of FP17s or Patient Questionnaire responses are less than 100. N/A is shown where the base number of responses is less than 10 during the period. % is calculated as Quantity/Base number*100

Q51 - Vital Signs At a Glance Contract Report for 100746/0000 - September 2018


Name or company name	Lowedges Dental Care Limited
Contract type name	GDS Contract
Purpose of contract	General
Contract start date	01/07/2018
Contract end date	31/03/2021

18/19 Contracted general activity (UDA)	158
Carry forward general activity (UDA)	0
18/19 Contracted orthodontic activity (UOA)	0
Carry forward orthodontic activity (UOA)	0
Baseline contract value	£4,467.00

ACCESS*

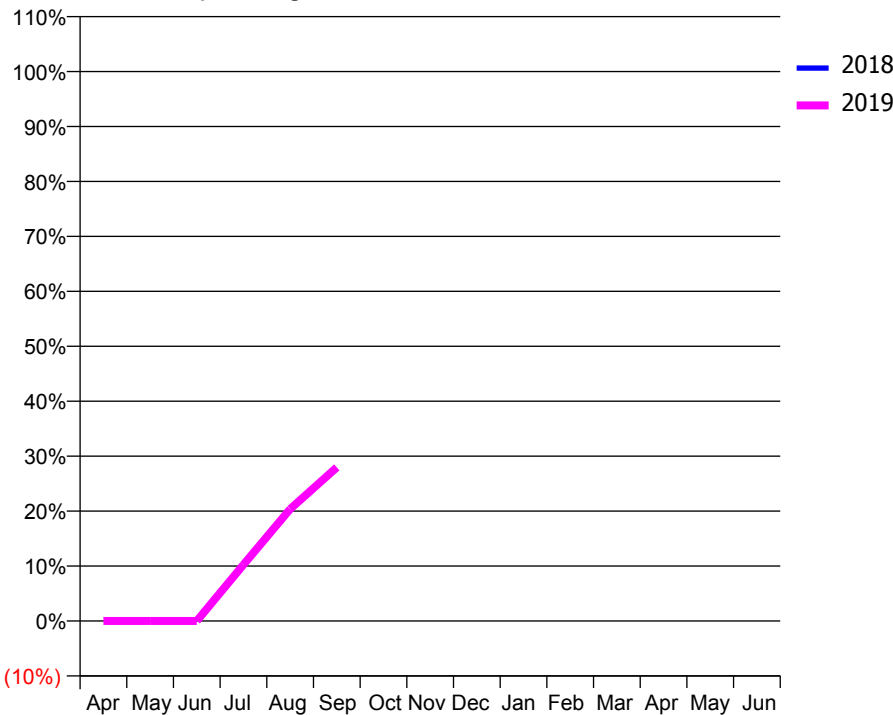
Patients seen in 24 months	Total	Change since previous quarter
Quarter ending September 2017	0	
Quarter ending December 2017	0	
Quarter ending March 2018	0	
Quarter ending June 2018	0	
Quarter ending September 2018	27	↑
Variance since September 2017	N/A	

Access trend analysis



ACTIVITY

Cumulative percentage of contracted UDA delivered 2018 & 2019



Month	Adjusted Scheduled Activity (UDA)	
	2018	2019
April	0	0
May	0	0
June	0	0
July	0	16
August	0	32
September	0	44
October	0	
November	0	
December	0	
January	0	
February	0	
March	0	
April	0	
May	0	
June	0	

QUALITY

	Quantity	Base Number	Contract	AT	Region	England
% of FP17s for the same patient ID Re-attending within 3 months - Children	0	24	0.0%	9.3%	12.2%	11.6%
% of FP17s for the same patient ID Re-attending within 3 months - Adults	0	4	0.0%	13.4%	15.8%	15.5%
% of FP17s for the same patient ID Re-attending between 3 & 9 months - Children	0	24	0.0%	60.3%	60.3%	58.8%
% of FP17s for the same patient ID Re-attending between 3 & 9 months - Adults	0	4	0.0%	54.5%	53.5%	51.1%
% of FP17s for Band 1 Urgent Courses	1	28	3.6%	7.2%	9.1%	9.0%
% of FP17s Relating to Free Repair or Replacements	0	28	0.0%	1.2%	1.0%	0.8%
% of FP17s Relating to Continuations	0	28	0.0%	1.1%	1.0%	0.9%
% of Patients satisfied with the dentistry they have received	0	0	N/A	94.2%	93.6%	93.3%
% of Patients satisfied with the time they had to wait for an appointment	0	0	N/A	88.8%	89.8%	88.9%

* This is based on patients treated on this contract for their most recent course of treatment. Figures in italics indicate the base number of FP17s or Patient Questionnaire responses are less than 100. N/A is shown where the base number of responses is less than 10 during the period. % is calculated as Quantity/Base number*100

Q51 - Vital Signs At a Glance Contract Report for 100747/0000 - September 2018


Name or company name	Aditya Singh
Contract type name	GDS Contract
Purpose of contract	General
Contract start date	01/07/2018
Contract end date	31/03/2021

18/19 Contracted general activity (UDA)	106
Carry forward general activity (UDA)	0
18/19 Contracted orthodontic activity (UOA)	0
Carry forward orthodontic activity (UOA)	0
Baseline contract value	£3,009.00

ACCESS*

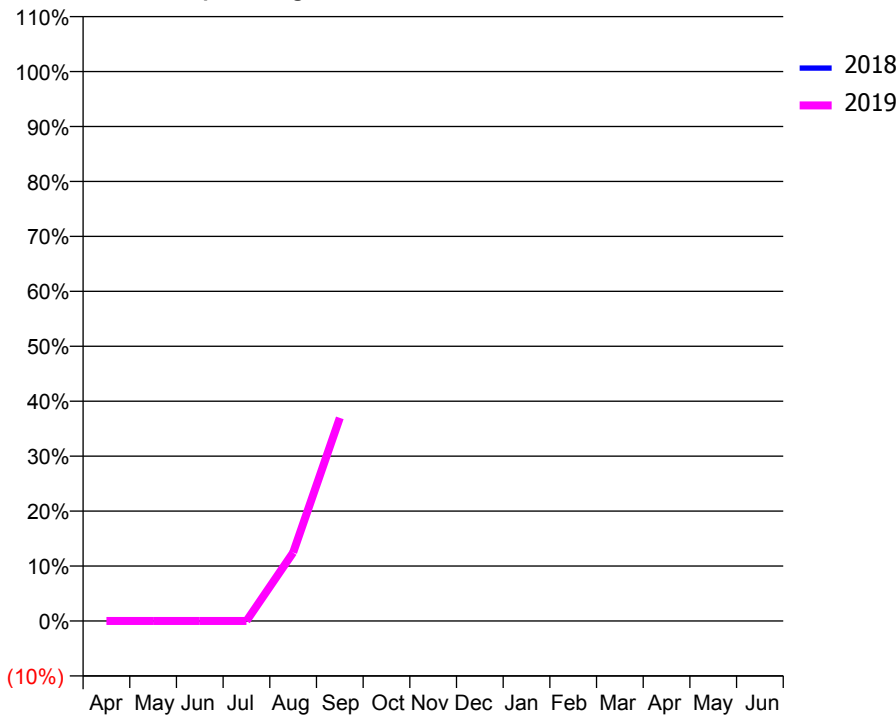
Patients seen in 24 months	Total	Change since previous quarter
Quarter ending September 2017	0	
Quarter ending December 2017	0	
Quarter ending March 2018	0	
Quarter ending June 2018	0	
Quarter ending September 2018	17	↑
Variance since September 2017	N/A	

Access trend analysis



ACTIVITY

Cumulative percentage of contracted UDA delivered 2018 & 2019



Month	Adjusted Scheduled Activity (UDA)	
	2018	2019
April	0	0
May	0	0
June	0	0
July	0	0
August	0	13
September	0	39
October	0	
November	0	
December	0	
January	0	
February	0	
March	0	
April	0	
May	0	
June	0	

QUALITY

	Quantity	Base Number	Contract	AT	Region	England
% of FP17s for the same patient ID Re-attending within 3 months - Children	0	6	0.0%	9.3%	12.2%	11.6%
% of FP17s for the same patient ID Re-attending within 3 months - Adults	0	10	0.0%	13.4%	15.8%	15.5%
% of FP17s for the same patient ID Re-attending between 3 & 9 months - Children	0	6	0.0%	60.3%	60.3%	58.8%
% of FP17s for the same patient ID Re-attending between 3 & 9 months - Adults	0	10	0.0%	54.5%	53.5%	51.1%
% of FP17s for Band 1 Urgent Courses	1	16	6.3%	7.2%	9.1%	9.0%
% of FP17s Relating to Free Repair or Replacements	0	16	0.0%	1.2%	1.0%	0.8%
% of FP17s Relating to Continuations	0	16	0.0%	1.1%	1.0%	0.9%
% of Patients satisfied with the dentistry they have received	0	0	N/A	94.2%	93.6%	93.3%
% of Patients satisfied with the time they had to wait for an appointment	0	0	N/A	88.8%	89.8%	88.9%

* This is based on patients treated on this contract for their most recent course of treatment. Figures in italics indicate the base number of FP17s or Patient Questionnaire responses are less than 100. N/A is shown where the base number of responses is less than 10 during the period. % is calculated as Quantity/Base number*100

Q51 - Vital Signs At a Glance Contract Report for 100748/0000 - September 2018


Name or company name	Mr D Leung
Contract type name	GDS Contract
Purpose of contract	General
Contract start date	01/07/2018
Contract end date	31/03/2021

18/19 Contracted general activity (UDA)	70
Carry forward general activity (UDA)	0
18/19 Contracted orthodontic activity (UOA)	0
Carry forward orthodontic activity (UOA)	0
Baseline contract value	£1,969.00

ACCESS*

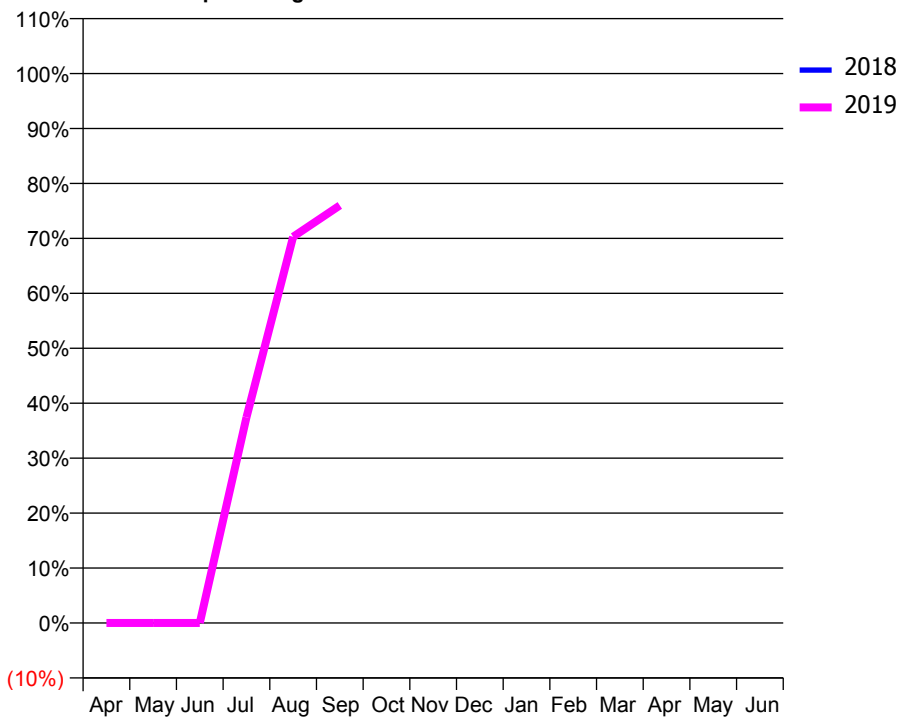
Patients seen in 24 months	Total	Change since previous quarter
Quarter ending September 2017	0	
Quarter ending December 2017	0	
Quarter ending March 2018	0	
Quarter ending June 2018	0	
Quarter ending September 2018	29	↑
Variance since September 2017	N/A	

Access trend analysis



ACTIVITY

Cumulative percentage of contracted UDA delivered 2018 & 2019



Month	Adjusted Scheduled Activity (UDA)	
	2018	2019
April	0	0
May	0	0
June	0	0
July	0	26
August	0	49
September	0	53
October	0	
November	0	
December	0	
January	0	
February	0	
March	0	
April	0	
May	0	
June	0	

QUALITY

	Quantity	Base Number	Contract	AT	Region	England
% of FP17s for the same patient ID Re-attending within 3 months - Children	0	15	0.0%	9.3%	12.2%	11.6%
% of FP17s for the same patient ID Re-attending within 3 months - Adults	1	15	6.7%	13.4%	15.8%	15.5%
% of FP17s for the same patient ID Re-attending between 3 & 9 months - Children	0	15	0.0%	60.3%	60.3%	58.8%
% of FP17s for the same patient ID Re-attending between 3 & 9 months - Adults	0	15	0.0%	54.5%	53.5%	51.1%
% of FP17s for Band 1 Urgent Courses	1	30	3.3%	7.2%	9.1%	9.0%
% of FP17s Relating to Free Repair or Replacements	0	30	0.0%	1.2%	1.0%	0.8%
% of FP17s Relating to Continuations	0	30	0.0%	1.1%	1.0%	0.9%
% of Patients satisfied with the dentistry they have received	0	0	N/A	94.2%	93.6%	93.3%
% of Patients satisfied with the time they had to wait for an appointment	0	0	N/A	88.8%	89.8%	88.9%

* This is based on patients treated on this contract for their most recent course of treatment. Figures in italics indicate the base number of FP17s or Patient Questionnaire responses are less than 100. N/A is shown where the base number of responses is less than 10 during the period. % is calculated as Quantity/Base number*100

Q51 - Vital Signs At a Glance Contract Report for 100752/0000 - September 2018


Name or company name	Ridgeway Dental Practice
Contract type name	GDS Contract
Purpose of contract	General
Contract start date	01/07/2018
Contract end date	31/03/2021

18/19 Contracted general activity (UDA)	196
Carry forward general activity (UDA)	0
18/19 Contracted orthodontic activity (UOA)	0
Carry forward orthodontic activity (UOA)	0
Baseline contract value	£5,553.00

ACCESS*

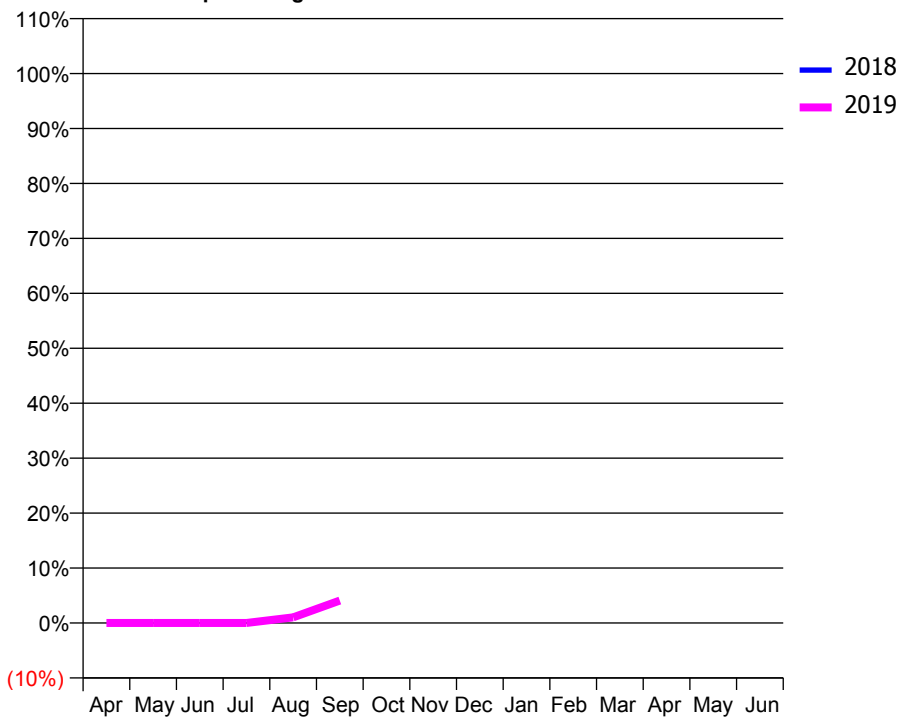
Patients seen in 24 months	Total	Change since previous quarter
Quarter ending September 2017	0	
Quarter ending December 2017	0	
Quarter ending March 2018	0	
Quarter ending June 2018	0	
Quarter ending September 2018	7	↑
Variance since September 2017	N/A	

Access trend analysis



ACTIVITY

Cumulative percentage of contracted UDA delivered 2018 & 2019



Adjusted Scheduled Activity (UDA)

Month	2018	2019
April	0	0
May	0	0
June	0	0
July	0	0
August	0	2
September	0	8
October	0	0
November	0	0
December	0	0
January	0	0
February	0	0
March	0	0
April	0	0
May	0	0
June	0	0

QUALITY

	Quantity	Base Number	Contract	AT	Region	England
% of FP17s for the same patient ID Re-attending within 3 months - Children	0	1	0.0%	9.3%	12.2%	11.6%
% of FP17s for the same patient ID Re-attending within 3 months - Adults	0	3	0.0%	13.4%	15.8%	15.5%
% of FP17s for the same patient ID Re-attending between 3 & 9 months - Children	0	1	0.0%	60.3%	60.3%	58.8%
% of FP17s for the same patient ID Re-attending between 3 & 9 months - Adults	0	3	0.0%	54.5%	53.5%	51.1%
% of FP17s for Band 1 Urgent Courses	0	4	0.0%	7.2%	9.1%	9.0%
% of FP17s Relating to Free Repair or Replacements	0	4	0.0%	1.2%	1.0%	0.8%
% of FP17s Relating to Continuations	0	4	0.0%	1.1%	1.0%	0.9%
% of Patients satisfied with the dentistry they have received	0	0	N/A	94.2%	93.6%	93.3%
% of Patients satisfied with the time they had to wait for an appointment	0	0	N/A	88.8%	89.8%	88.9%

* This is based on patients treated on this contract for their most recent course of treatment. Figures in italics indicate the base number of FP17s or Patient Questionnaire responses are less than 100. N/A is shown where the base number of responses is less than 10 during the period. % is calculated as Quantity/Base number*100

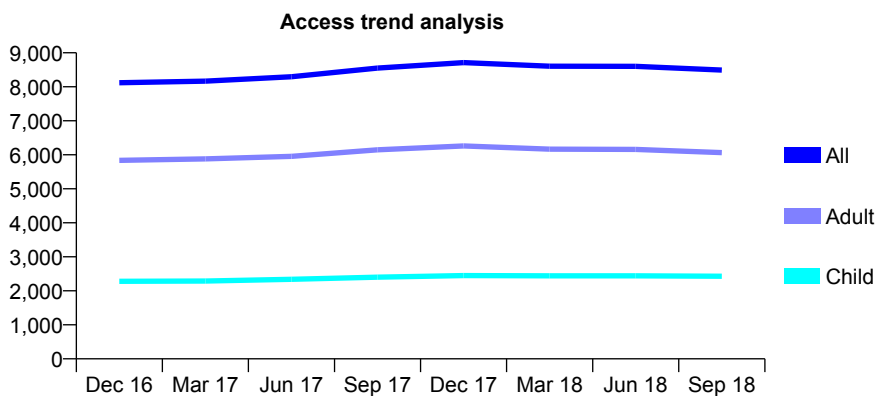
Q51 - Vital Signs At a Glance Contract Report for 101281/0026 - September 2018

Name or company name	OASIS DENTAL CARE LTD
Contract type name	GDS Contract
Purpose of contract	General
Contract start date	01/04/2006
Contract end date	

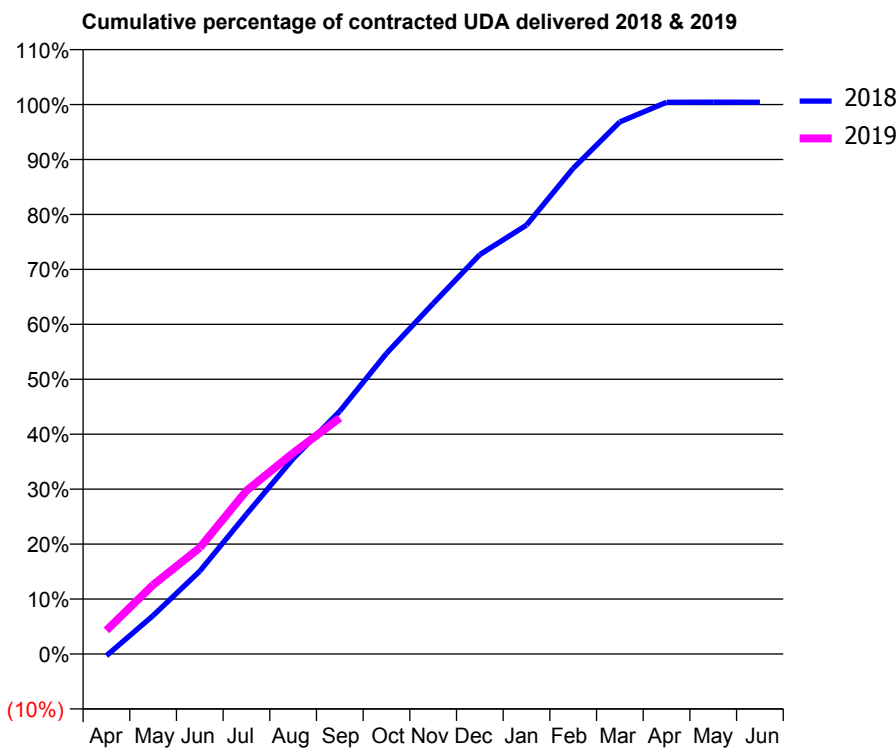
18/19 Contracted general activity (UDA)	25,823
Carry forward general activity (UDA)	0
18/19 Contracted orthodontic activity (UOA)	0
Carry forward orthodontic activity (UOA)	0
Baseline contract value	£617,039.06

ACCESS*

Patients seen in 24 months	Total	Change since previous quarter
Quarter ending September 2017	8,551	
Quarter ending December 2017	8,710	→
Quarter ending March 2018	8,606	↓
Quarter ending June 2018	8,602	→
Quarter ending September 2018	8,494	↓
Variance since September 2017	(0.7%)	→



ACTIVITY



Month	Adjusted Scheduled Activity (UDA)	
	2018	2019
April	-87	1,113
May	1,806	3,252
June	3,893	4,998
July	6,573	7,671
August	9,181	9,445
September	11,417	11,095
October	14,130	
November	16,472	
December	18,774	
January	20,158	
February	22,824	
March	25,004	
April	25,928	
May	25,936	
June	25,929	

QUALITY

	Quantity	Base Number	Contract	AT	Region	England
% of FP17s for the same patient ID Re-attending within 3 months - Children	144	1,713	8.4%	9.3%	12.2%	11.6%
% of FP17s for the same patient ID Re-attending within 3 months - Adults	406	4,003	10.1%	13.4%	15.8%	15.5%
% of FP17s for the same patient ID Re-attending between 3 & 9 months - Children	1,120	1,713	65.4%	60.3%	60.3%	58.8%
% of FP17s for the same patient ID Re-attending between 3 & 9 months - Adults	2,594	4,003	64.8%	54.5%	53.5%	51.1%
% of FP17s for Band 1 Urgent Courses	331	5,282	6.3%	7.2%	9.1%	9.0%
% of FP17s Relating to Free Repair or Replacements	99	5,282	1.9%	1.2%	1.0%	0.8%
% of FP17s Relating to Continuations	52	5,282	1.0%	1.1%	1.0%	0.9%
% of Patients satisfied with the dentistry they have received	5	5	N/A	94.2%	93.6%	93.3%
% of Patients satisfied with the time they had to wait for an appointment	5	5	N/A	88.8%	89.8%	88.9%

* This is based on patients treated on this contract for their most recent course of treatment. Figures in italics indicate the base number of FP17s or Patient Questionnaire responses are less than 100. N/A is shown where the base number of responses is less than 10 during the period. % is calculated as Quantity/Base number*100

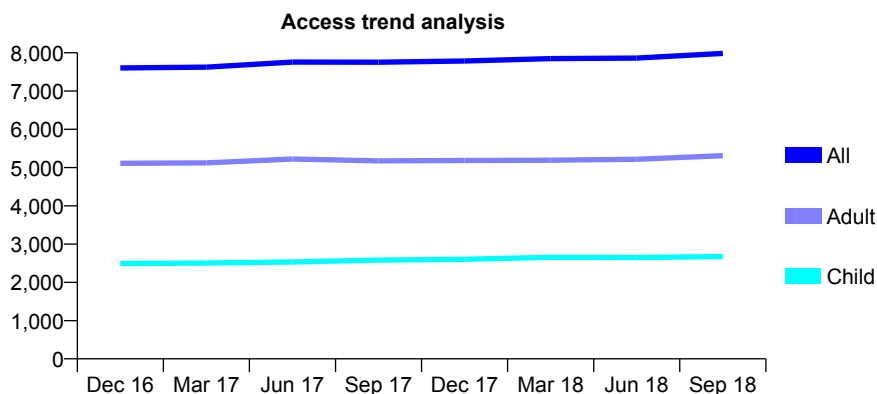
Q51 - Vital Signs At a Glance Contract Report for 101281/0179 - September 2018

Name or company name	OASIS DENTAL CARE LTD
Contract type name	GDS Contract
Purpose of contract	General
Contract start date	01/06/2008
Contract end date	

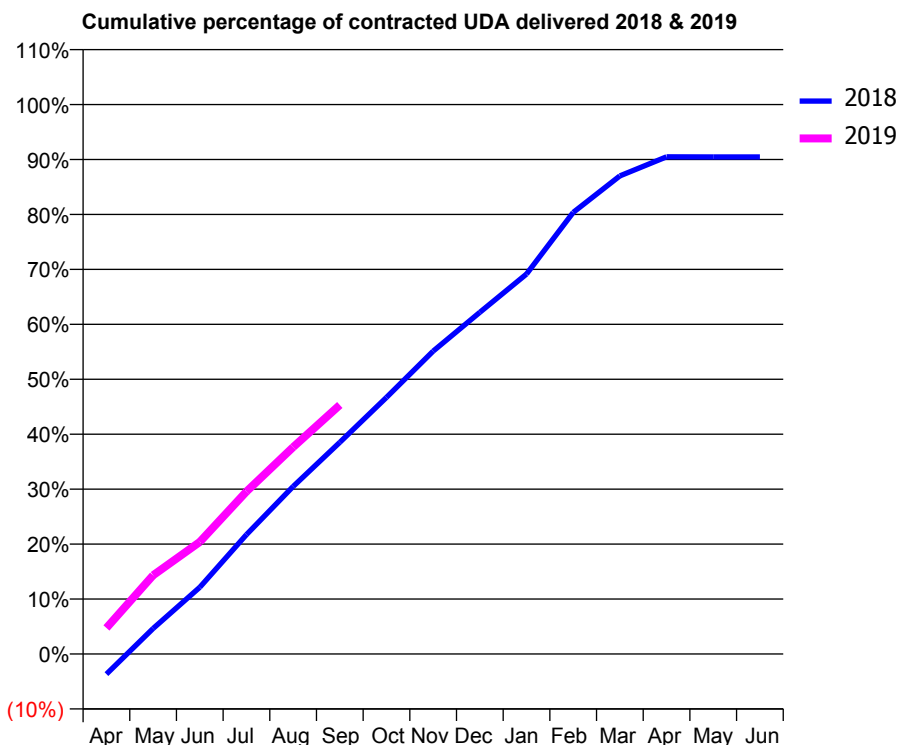
18/19 Contracted general activity (UDA)	25,086
Carry forward general activity (UDA)	0
18/19 Contracted orthodontic activity (UOA)	0
Carry forward orthodontic activity (UOA)	0
Baseline contract value	£734,118.26

ACCESS*

Patients seen in 24 months	Total	Change since previous quarter
Quarter ending September 2017	7,754	
Quarter ending December 2017	7,785	→
Quarter ending March 2018	7,849	→
Quarter ending June 2018	7,864	→
Quarter ending September 2018	7,986	→
Variance since September 2017	3.0%	↑



ACTIVITY



Adjusted Scheduled Activity (UDA)		
Month	2018	2019
April	-924	1,192
May	1,164	3,596
June	3,046	5,118
July	5,450	7,417
August	7,651	9,447
September	9,661	11,366
October	11,717	
November	13,830	
December	15,600	
January	17,349	
February	20,157	
March	21,830	
April	22,700	
May	22,692	
June	22,690	

QUALITY

	Quantity	Base Number	Contract	AT	Region	England
% of FP17s for the same patient ID Re-attending within 3 months - Children	117	1,998	5.9%	9.3%	12.2%	11.6%
% of FP17s for the same patient ID Re-attending within 3 months - Adults	297	3,519	8.4%	13.4%	15.8%	15.5%
% of FP17s for the same patient ID Re-attending between 3 & 9 months - Children	1,201	1,998	60.1%	60.3%	60.3%	58.8%
% of FP17s for the same patient ID Re-attending between 3 & 9 months - Adults	2,094	3,519	59.5%	54.5%	53.5%	51.1%
% of FP17s for Band 1 Urgent Courses	134	5,124	2.6%	7.2%	9.1%	9.0%
% of FP17s Relating to Free Repair or Replacements	62	5,124	1.2%	1.2%	1.0%	0.8%
% of FP17s Relating to Continuations	37	5,124	0.7%	1.1%	1.0%	0.9%
% of Patients satisfied with the dentistry they have received	1	1	N/A	94.2%	93.6%	93.3%
% of Patients satisfied with the time they had to wait for an appointment	1	1	N/A	88.8%	89.8%	88.9%

* This is based on patients treated on this contract for their most recent course of treatment. Figures in italics indicate the base number of FP17s or Patient Questionnaire responses are less than 100. N/A is shown where the base number of responses is less than 10 during the period. % is calculated as Quantity/Base number*100

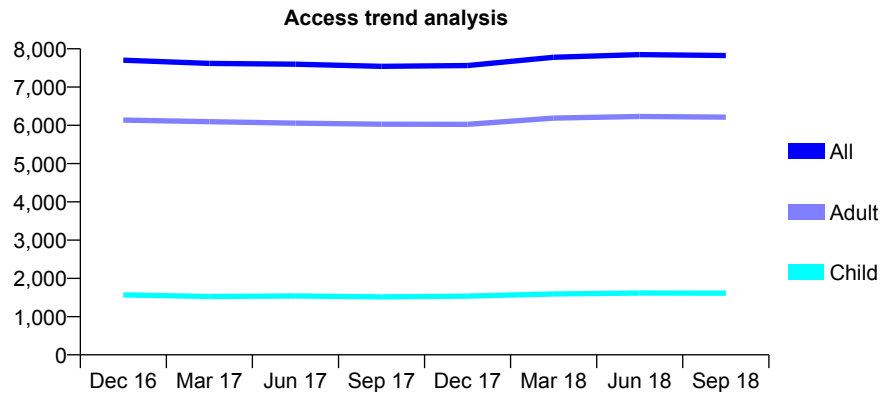
Q51 - Vital Signs At a Glance Contract Report for 101338/0069 - September 2018

Name or company name	Whitecross Dental Care Limited
Contract type name	GDS Contract
Purpose of contract	General and Orthodontic
Contract start date	01/11/2008
Contract end date	

18/19 Contracted general activity (UDA)	24,277
Carry forward general activity (UDA)	0
18/19 Contracted orthodontic activity (UOA)	1,008
Carry forward orthodontic activity (UOA)	0
Baseline contract value	£760,924.45

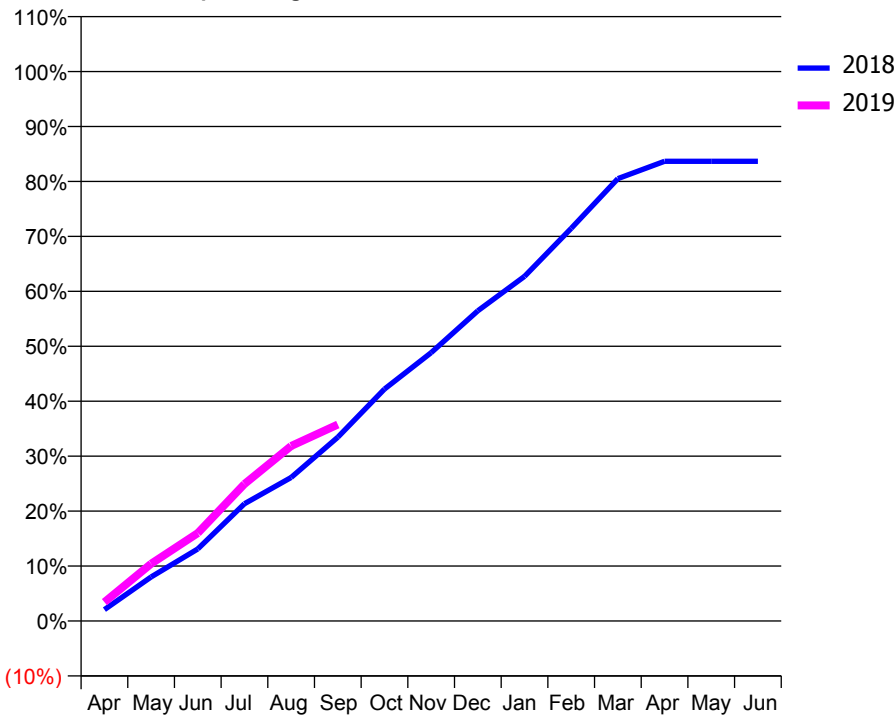
ACCESS*

Patients seen in 24 months	Total	Change since previous quarter
Quarter ending September 2017	7,542	
Quarter ending December 2017	7,561	→
Quarter ending March 2018	7,780	↑
Quarter ending June 2018	7,848	→
Quarter ending September 2018	7,825	→
Variance since September 2017	3.8%	↑



ACTIVITY

Cumulative percentage of contracted UDA delivered 2018 & 2019



Month	Adjusted Scheduled Activity (UDA)	
	2018	2019
April	507	836
May	1,946	2,531
June	3,184	3,887
July	5,182	6,054
August	6,342	7,732
September	8,119	8,678
October	10,248	
November	11,855	
December	13,708	
January	15,226	
February	17,345	
March	19,544	
April	20,310	
May	20,309	
June	20,309	

QUALITY

	Quantity	Base Number	Contract	AT	Region	England
% of FP17s for the same patient ID Re-attending within 3 months - Children	74	1,120	6.6%	9.3%	12.2%	11.6%
% of FP17s for the same patient ID Re-attending within 3 months - Adults	486	3,620	13.4%	13.4%	15.8%	15.5%
% of FP17s for the same patient ID Re-attending between 3 & 9 months - Children	622	1,120	55.5%	60.3%	60.3%	58.8%
% of FP17s for the same patient ID Re-attending between 3 & 9 months - Adults	1,506	3,620	41.6%	54.5%	53.5%	51.1%
% of FP17s for Band 1 Urgent Courses	363	4,372	8.3%	7.2%	9.1%	9.0%
% of FP17s Relating to Free Repair or Replacements	45	4,372	1.0%	1.2%	1.0%	0.8%
% of FP17s Relating to Continuations	60	4,372	1.4%	1.1%	1.0%	0.9%
% of Patients satisfied with the dentistry they have received	4	4	N/A	94.2%	93.6%	93.3%
% of Patients satisfied with the time they had to wait for an appointment	3	4	N/A	88.8%	89.8%	88.9%

* This is based on patients treated on this contract for their most recent course of treatment. Figures in italics indicate the base number of FP17s or Patient Questionnaire responses are less than 100. N/A is shown where the base number of responses is less than 10 during the period. % is calculated as Quantity/Base number*100

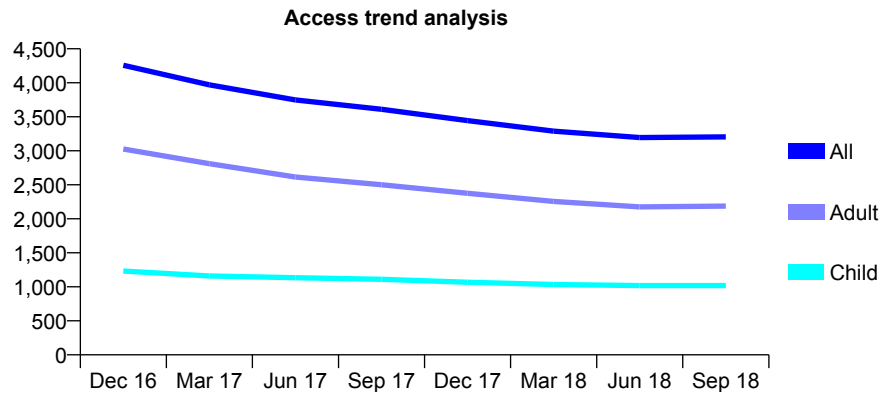
Q51 - Vital Signs At a Glance Contract Report for 101338/0086 - September 2018

Name or company name	Whitecross Dental Care Limited
Contract type name	GDS Contract
Purpose of contract	General
Contract start date	01/04/2009
Contract end date	

18/19 Contracted general activity (UDA)	13,567
Carry forward general activity (UDA)	0
18/19 Contracted orthodontic activity (UOA)	0
Carry forward orthodontic activity (UOA)	0
Baseline contract value	£380,236.15

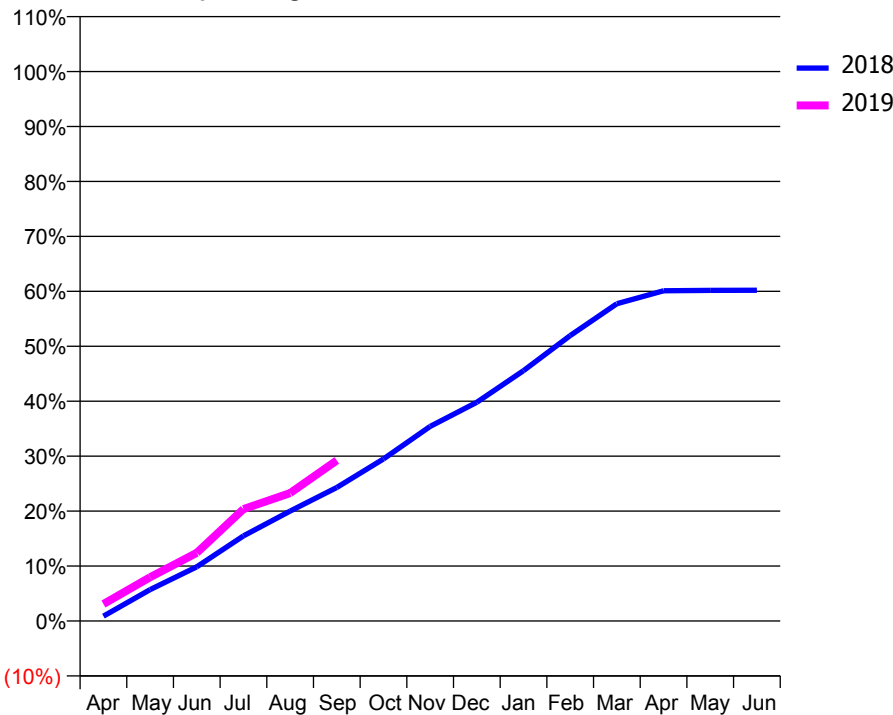
ACCESS*

Patients seen in 24 months	Total	Change since previous quarter
Quarter ending September 2017	3,610	
Quarter ending December 2017	3,444	↓
Quarter ending March 2018	3,290	↓
Quarter ending June 2018	3,195	↓
Quarter ending September 2018	3,205	→
Variance since September 2017	(11.2%)	↓



ACTIVITY

Cumulative percentage of contracted UDA delivered 2018 & 2019



Month	Adjusted Scheduled Activity (UDA)	
	2018	2019
April	120	421
May	776	1,082
June	1,338	1,683
July	2,103	2,764
August	2,715	3,158
September	3,298	3,967
October	4,003	
November	4,805	
December	5,401	
January	6,183	
February	7,047	
March	7,834	
April	8,153	
May	8,162	
June	8,166	

QUALITY

	Quantity	Base Number	Contract	AT	Region	England
% of FP17s for the same patient ID Re-attending within 3 months - Children	37	649	5.7%	9.3%	12.2%	11.6%
% of FP17s for the same patient ID Re-attending within 3 months - Adults	130	1,336	9.7%	13.4%	15.8%	15.5%
% of FP17s for the same patient ID Re-attending between 3 & 9 months - Children	301	649	46.4%	60.3%	60.3%	58.8%
% of FP17s for the same patient ID Re-attending between 3 & 9 months - Adults	587	1,336	43.9%	54.5%	53.5%	51.1%
% of FP17s for Band 1 Urgent Courses	132	1,849	7.1%	7.2%	9.1%	9.0%
% of FP17s Relating to Free Repair or Replacements	24	1,849	1.3%	1.2%	1.0%	0.8%
% of FP17s Relating to Continuations	19	1,849	1.0%	1.1%	1.0%	0.9%
% of Patients satisfied with the dentistry they have received	0	0	N/A	94.2%	93.6%	93.3%
% of Patients satisfied with the time they had to wait for an appointment	0	0	N/A	88.8%	89.8%	88.9%

* This is based on patients treated on this contract for their most recent course of treatment. Figures in italics indicate the base number of FP17s or Patient Questionnaire responses are less than 100. N/A is shown where the base number of responses is less than 10 during the period. % is calculated as Quantity/Base number*100

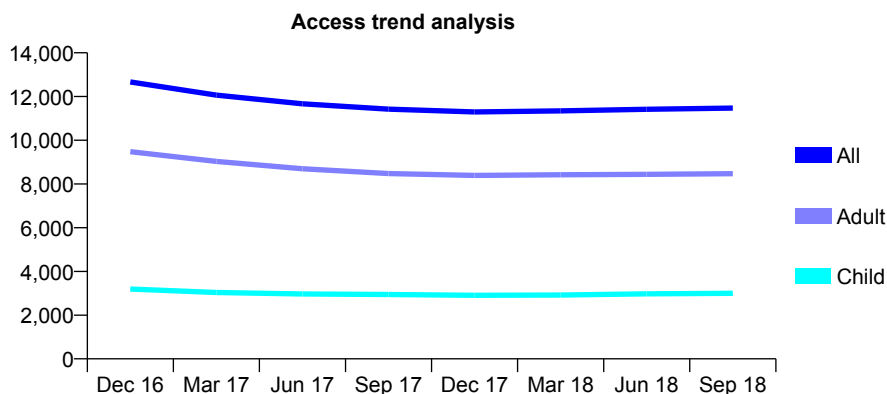
Q51 - Vital Signs At a Glance Contract Report for 101338/0090 - September 2018

Name or company name	Whitecross Dental Care Limited
Contract type name	GDS Contract
Purpose of contract	General
Contract start date	01/08/2009
Contract end date	

18/19 Contracted general activity (UDA)	36,924
Carry forward general activity (UDA)	0
18/19 Contracted orthodontic activity (UOA)	0
Carry forward orthodontic activity (UOA)	0
Baseline contract value	£1,056,948.87

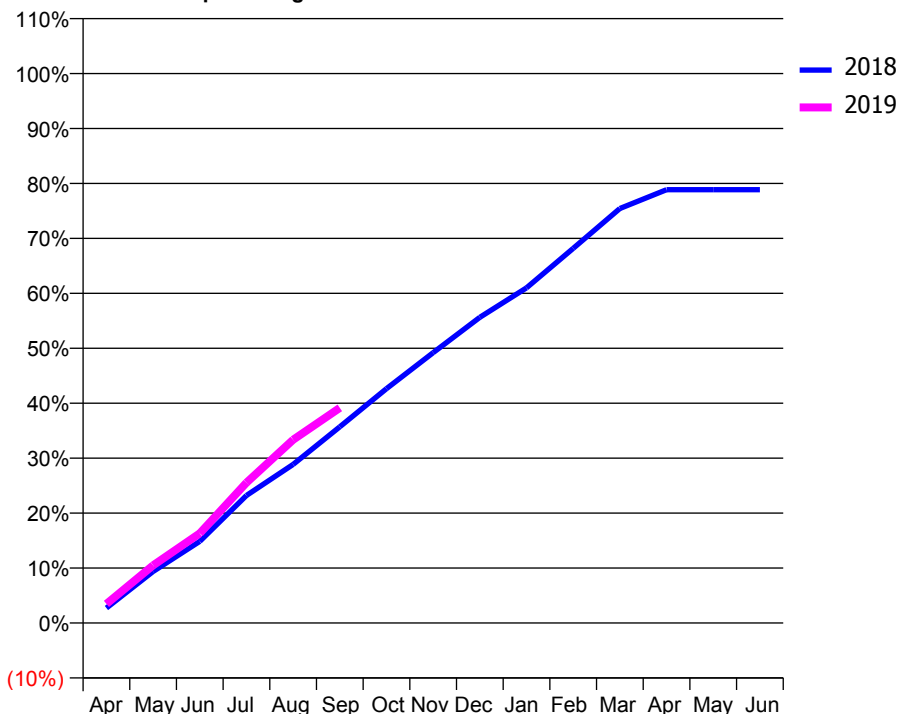
ACCESS*

Patients seen in 24 months	Total	Change since previous quarter
Quarter ending September 2017	11,422	
Quarter ending December 2017	11,292	↓
Quarter ending March 2018	11,342	→
Quarter ending June 2018	11,415	→
Quarter ending September 2018	11,470	→
Variance since September 2017	0.4%	→



ACTIVITY

Cumulative percentage of contracted UDA delivered 2018 & 2019



Adjusted Scheduled Activity (UDA)

Month	2018	2019
April	1,005	1,290
May	3,467	3,876
June	5,487	6,025
July	8,570	9,431
August	10,659	12,313
September	13,183	14,457
October	15,748	
November	18,168	
December	20,541	
January	22,522	
February	25,170	
March	27,850	
April	29,121	
May	29,114	
June	29,113	

QUALITY

	Quantity	Base Number	Contract	AT	Region	England
% of FP17s for the same patient ID Re-attending within 3 months - Children	105	2,056	5.1%	9.3%	12.2%	11.6%
% of FP17s for the same patient ID Re-attending within 3 months - Adults	514	5,340	9.6%	13.4%	15.8%	15.5%
% of FP17s for the same patient ID Re-attending between 3 & 9 months - Children	1,018	2,056	49.5%	60.3%	60.3%	58.8%
% of FP17s for the same patient ID Re-attending between 3 & 9 months - Adults	2,523	5,340	47.2%	54.5%	53.5%	51.1%
% of FP17s for Band 1 Urgent Courses	353	6,894	5.1%	7.2%	9.1%	9.0%
% of FP17s Relating to Free Repair or Replacements	59	6,894	0.9%	1.2%	1.0%	0.8%
% of FP17s Relating to Continuations	85	6,894	1.2%	1.1%	1.0%	0.9%
% of Patients satisfied with the dentistry they have received	9	9	N/A	94.2%	93.6%	93.3%
% of Patients satisfied with the time they had to wait for an appointment	9	9	N/A	88.8%	89.8%	88.9%

* This is based on patients treated on this contract for their most recent course of treatment. Figures in italics indicate the base number of FP17s or Patient Questionnaire responses are less than 100. N/A is shown where the base number of responses is less than 10 during the period. % is calculated as Quantity/Base number*100

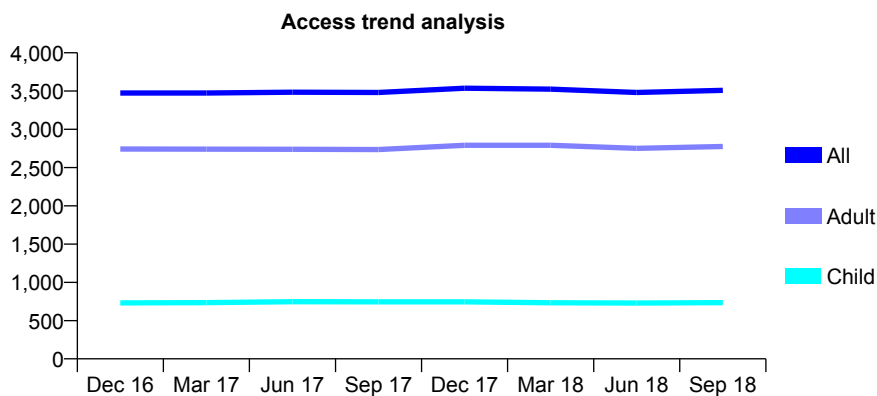
Q51 - Vital Signs At a Glance Contract Report for 101338/0093 - September 2018

Name or company name	Whitecross Dental Care Limited
Contract type name	GDS Contract
Purpose of contract	General
Contract start date	01/08/2009
Contract end date	

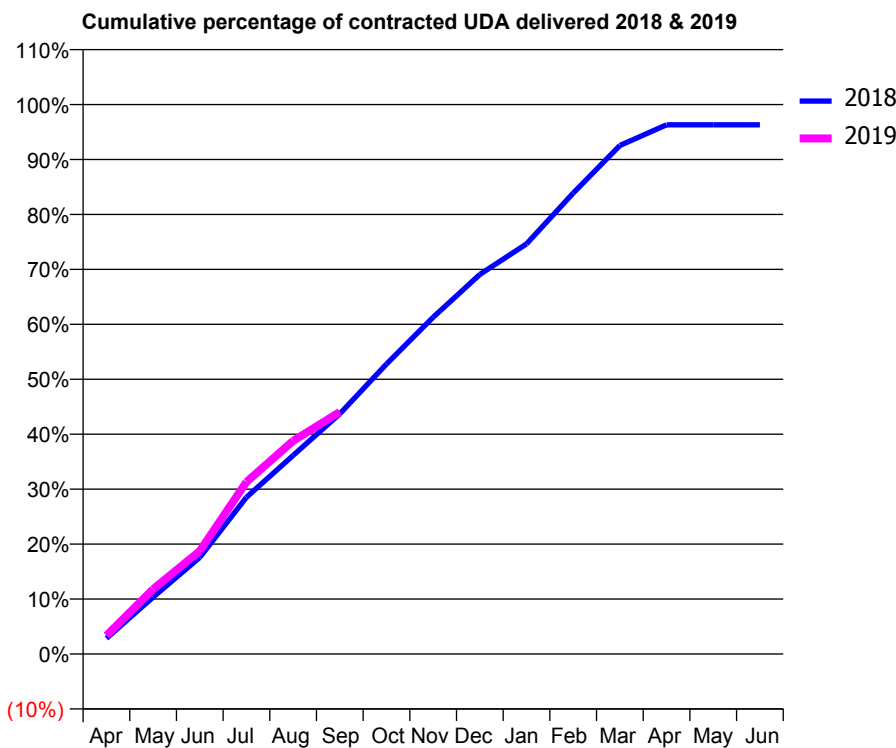
18/19 Contracted general activity (UDA)	10,563
Carry forward general activity (UDA)	0
18/19 Contracted orthodontic activity (UOA)	0
Carry forward orthodontic activity (UOA)	0
Baseline contract value	£276,829.59

ACCESS*

Patients seen in 24 months	Total	Change since previous quarter
Quarter ending September 2017	3,481	
Quarter ending December 2017	3,537	→
Quarter ending March 2018	3,525	→
Quarter ending June 2018	3,482	↓
Quarter ending September 2018	3,510	→
Variance since September 2017	0.8%	→



ACTIVITY



Month	Adjusted Scheduled Activity (UDA)	
	2018	2019
April	302	354
May	1,094	1,246
June	1,856	1,981
July	3,013	3,309
August	3,818	4,097
September	4,617	4,653
October	5,575	
November	6,474	
December	7,296	
January	7,883	
February	8,860	
March	9,776	
April	10,173	
May	10,173	
June	10,172	

QUALITY

	Quantity	Base Number	Contract	AT	Region	England
% of FP17s for the same patient ID Re-attending within 3 months - Children	39	505	7.7%	9.3%	12.2%	11.6%
% of FP17s for the same patient ID Re-attending within 3 months - Adults	210	1,728	12.2%	13.4%	15.8%	15.5%
% of FP17s for the same patient ID Re-attending between 3 & 9 months - Children	297	505	58.8%	60.3%	60.3%	58.8%
% of FP17s for the same patient ID Re-attending between 3 & 9 months - Adults	967	1,728	56.0%	54.5%	53.5%	51.1%
% of FP17s for Band 1 Urgent Courses	133	2,072	6.4%	7.2%	9.1%	9.0%
% of FP17s Relating to Free Repair or Replacements	9	2,072	0.4%	1.2%	1.0%	0.8%
% of FP17s Relating to Continuations	31	2,072	1.5%	1.1%	1.0%	0.9%
% of Patients satisfied with the dentistry they have received	7	7	N/A	94.2%	93.6%	93.3%
% of Patients satisfied with the time they had to wait for an appointment	7	7	N/A	88.8%	89.8%	88.9%

* This is based on patients treated on this contract for their most recent course of treatment. Figures in italics indicate the base number of FP17s or Patient Questionnaire responses are less than 100. N/A is shown where the base number of responses is less than 10 during the period. % is calculated as Quantity/Base number*100

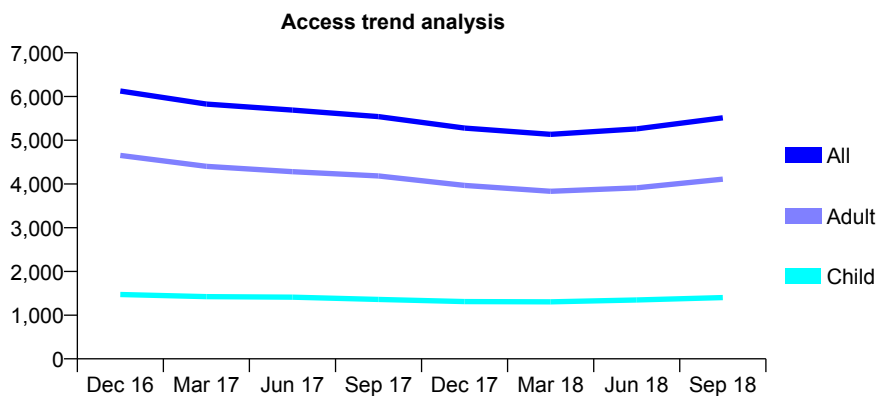
Q51 - Vital Signs At a Glance Contract Report for 101338/0108 - September 2018

Name or company name	Whitecross Dental Care Limited
Contract type name	GDS Contract
Purpose of contract	General
Contract start date	01/12/2009
Contract end date	

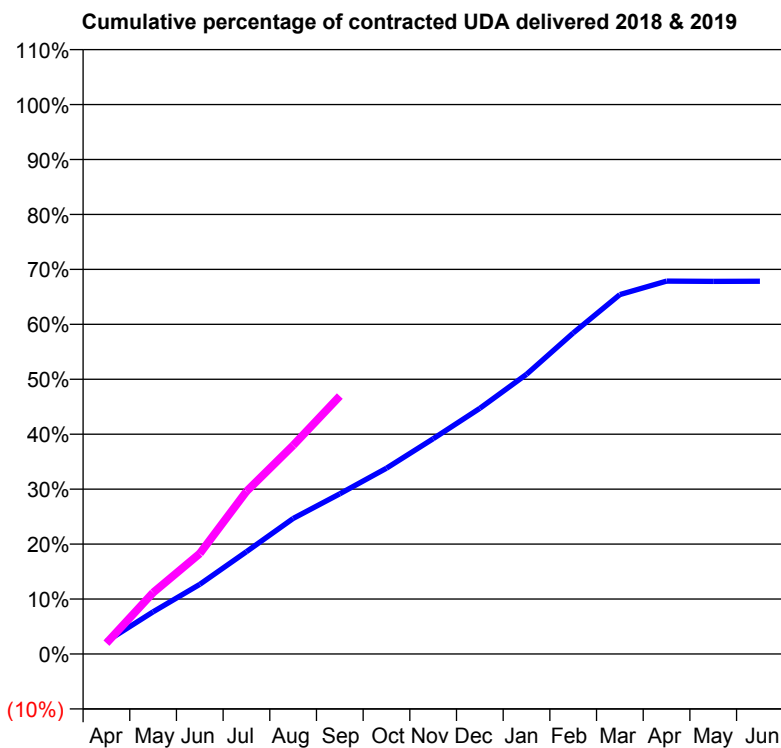
18/19 Contracted general activity (UDA)	18,070
Carry forward general activity (UDA)	0
18/19 Contracted orthodontic activity (UOA)	0
Carry forward orthodontic activity (UOA)	0
Baseline contract value	£482,261.55

ACCESS*

Patients seen in 24 months	Total	Change since previous quarter
Quarter ending September 2017	5,540	
Quarter ending December 2017	5,277	↓
Quarter ending March 2018	5,136	↓
Quarter ending June 2018	5,260	↑
Quarter ending September 2018	5,514	↑
Variance since September 2017	(0.5%)	→



ACTIVITY



Month	Adjusted Scheduled Activity (UDA)	
	2018	2019
April	413	356
May	1,386	2,020
June	2,291	3,303
July	3,364	5,348
August	4,459	6,858
September	5,269	8,482
October	6,111	
November	7,079	
December	8,081	
January	9,200	
February	10,558	
March	11,820	
April	12,261	
May	12,255	
June	12,257	

QUALITY

	Quantity	Base Number	Contract	AT	Region	England
% of FP17s for the same patient ID Re-attending within 3 months - Children	54	1,094	4.9%	9.3%	12.2%	11.6%
% of FP17s for the same patient ID Re-attending within 3 months - Adults	313	3,184	9.8%	13.4%	15.8%	15.5%
% of FP17s for the same patient ID Re-attending between 3 & 9 months - Children	451	1,094	41.2%	60.3%	60.3%	58.8%
% of FP17s for the same patient ID Re-attending between 3 & 9 months - Adults	1,317	3,184	41.4%	54.5%	53.5%	51.1%
% of FP17s for Band 1 Urgent Courses	253	4,051	6.2%	7.2%	9.1%	9.0%
% of FP17s Relating to Free Repair or Replacements	32	4,051	0.8%	1.2%	1.0%	0.8%
% of FP17s Relating to Continuations	60	4,051	1.5%	1.1%	1.0%	0.9%
% of Patients satisfied with the dentistry they have received	2	2	N/A	94.2%	93.6%	93.3%
% of Patients satisfied with the time they had to wait for an appointment	2	2	N/A	88.8%	89.8%	88.9%

* This is based on patients treated on this contract for their most recent course of treatment. Figures in italics indicate the base number of FP17s or Patient Questionnaire responses are less than 100. N/A is shown where the base number of responses is less than 10 during the period. % is calculated as Quantity/Base number*100

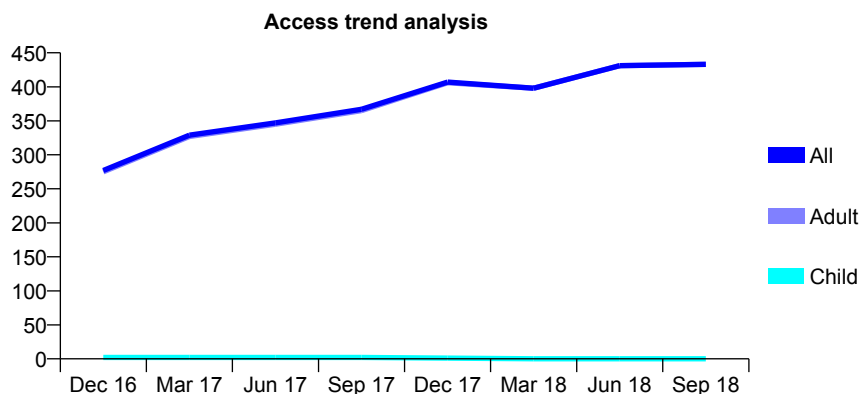
Q51 - Vital Signs At a Glance Contract Report for 101338/0153 - September 2018

Name or company name	Whitecross Dental Care Limited
Contract type name	PDS Contract
Purpose of contract	General
Contract start date	01/05/2015
Contract end date	30/04/2020

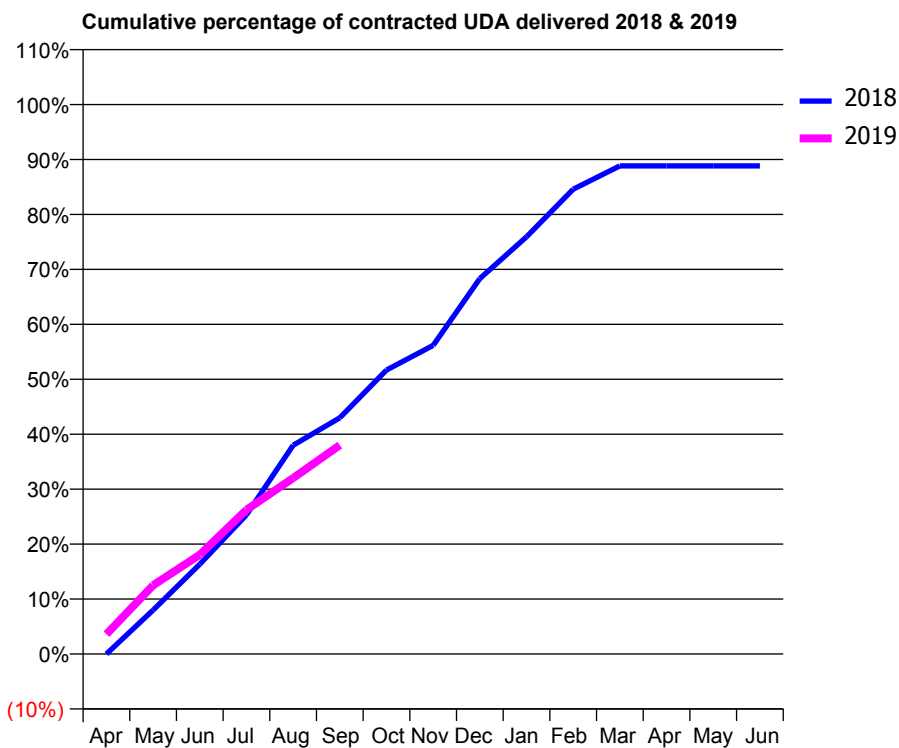
18/19 Contracted general activity (UDA)	1,800
Carry forward general activity (UDA)	0
18/19 Contracted orthodontic activity (UOA)	0
Carry forward orthodontic activity (UOA)	0
Baseline contract value	£76,164.81

ACCESS*

Patients seen in 24 months	Total	Change since previous quarter
Quarter ending September 2017	367	
Quarter ending December 2017	407	↑
Quarter ending March 2018	398	↓
Quarter ending June 2018	431	↑
Quarter ending September 2018	433	→
Variance since September 2017	18.0%	↑



ACTIVITY



Month	Adjusted Scheduled Activity (UDA)	
	2018	2019
April	0	65
May	96	225
June	196	325
July	304	472
August	456	576
September	516	684
October	620	
November	674	
December	820	
January	911	
February	1,015	
March	1,066	
April	1,066	
May	1,066	
June	1,066	

QUALITY

	Quantity	Base Number	Contract	AT	Region	England
% of FP17s for the same patient ID Re-attending within 3 months - Children	0	0	N/A	9.3%	12.2%	11.6%
% of FP17s for the same patient ID Re-attending within 3 months - Adults	29	266	10.9%	13.4%	15.8%	15.5%
% of FP17s for the same patient ID Re-attending between 3 & 9 months - Children	0	0	N/A	60.3%	60.3%	58.8%
% of FP17s for the same patient ID Re-attending between 3 & 9 months - Adults	2	266	0.8%	54.5%	53.5%	51.1%
% of FP17s for Band 1 Urgent Courses	2	266	0.8%	7.2%	9.1%	9.0%
% of FP17s Relating to Free Repair or Replacements	0	266	0.0%	1.2%	1.0%	0.8%
% of FP17s Relating to Continuations	0	266	0.0%	1.1%	1.0%	0.9%
% of Patients satisfied with the dentistry they have received	0	0	N/A	94.2%	93.6%	93.3%
% of Patients satisfied with the time they had to wait for an appointment	0	0	N/A	88.8%	89.8%	88.9%

* This is based on patients treated on this contract for their most recent course of treatment. Figures in italics indicate the base number of FP17s or Patient Questionnaire responses are less than 100. N/A is shown where the base number of responses is less than 10 during the period. % is calculated as Quantity/Base number*100

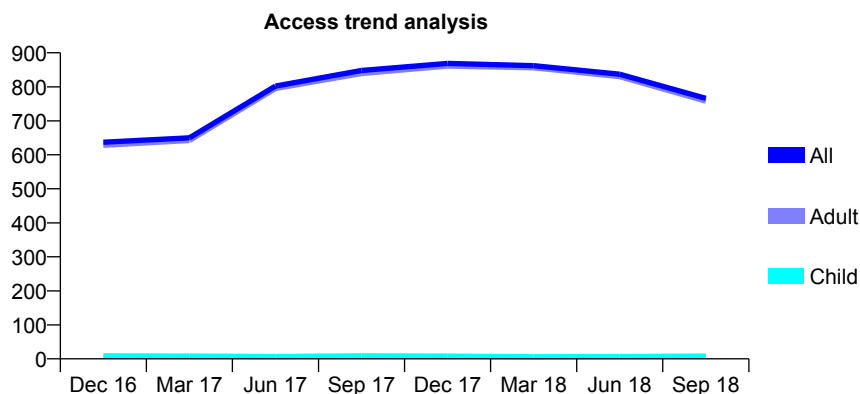
Q51 - Vital Signs At a Glance Contract Report for 101338/0154 - September 2018

Name or company name	Whitecross Dental Care Limited
Contract type name	PDS Contract
Purpose of contract	General
Contract start date	01/05/2015
Contract end date	30/04/2020

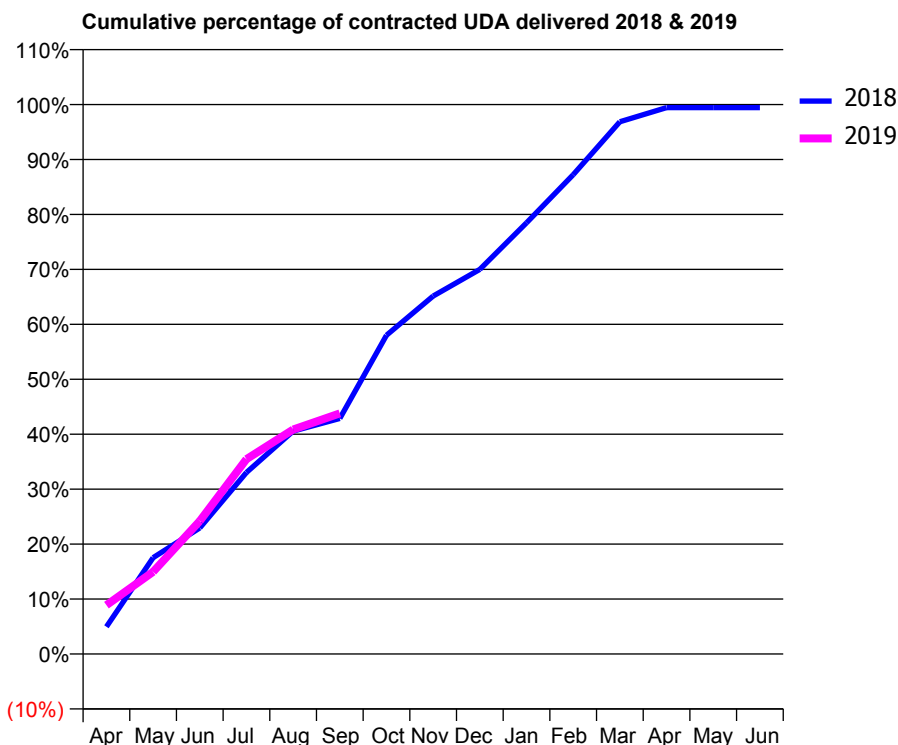
18/19 Contracted general activity (UDA)	2,565
Carry forward general activity (UDA)	0
18/19 Contracted orthodontic activity (UOA)	0
Carry forward orthodontic activity (UOA)	0
Baseline contract value	£107,900.16

ACCESS*

Patients seen in 24 months	Total	Change since previous quarter
Quarter ending September 2017	848	
Quarter ending December 2017	869	↑
Quarter ending March 2018	862	→
Quarter ending June 2018	837	↓
Quarter ending September 2018	766	↓
Variance since September 2017	(9.7%)	↓



ACTIVITY



Month	Adjusted Scheduled Activity (UDA)	
	2018	2019
April	156	228
May	552	384
June	723	621
July	1,041	910
August	1,278	1,048
September	1,350	1,123
October	1,827	
November	2,052	
December	2,205	
January	2,472	
February	2,748	
March	3,051	
April	3,132	
May	3,132	
June	3,132	

QUALITY

	Quantity	Base Number	Contract	AT	Region	England
% of FP17s for the same patient ID Re-attending within 3 months - Children	1	8	12.5%	9.3%	12.2%	11.6%
% of FP17s for the same patient ID Re-attending within 3 months - Adults	37	394	9.4%	13.4%	15.8%	15.5%
% of FP17s for the same patient ID Re-attending between 3 & 9 months - Children	0	8	0.0%	60.3%	60.3%	58.8%
% of FP17s for the same patient ID Re-attending between 3 & 9 months - Adults	9	394	2.3%	54.5%	53.5%	51.1%
% of FP17s for Band 1 Urgent Courses	0	375	0.0%	7.2%	9.1%	9.0%
% of FP17s Relating to Free Repair or Replacements	0	375	0.0%	1.2%	1.0%	0.8%
% of FP17s Relating to Continuations	0	375	0.0%	1.1%	1.0%	0.9%
% of Patients satisfied with the dentistry they have received	1	1	N/A	94.2%	93.6%	93.3%
% of Patients satisfied with the time they had to wait for an appointment	1	1	N/A	88.8%	89.8%	88.9%

* This is based on patients treated on this contract for their most recent course of treatment. Figures in italics indicate the base number of FP17s or Patient Questionnaire responses are less than 100. N/A is shown where the base number of responses is less than 10 during the period. % is calculated as Quantity/Base number*100

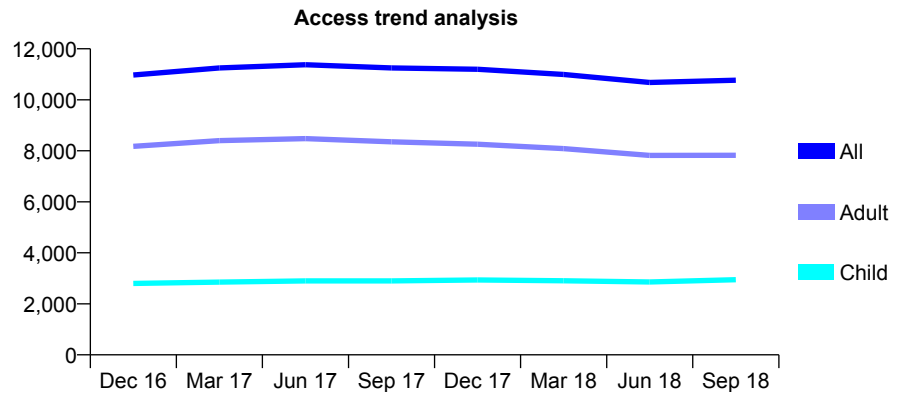
Q51 - Vital Signs At a Glance Contract Report for 101338/0155 - September 2018

Name or company name	Whitecross Dental Care Limited
Contract type name	GDS Contract
Purpose of contract	General
Contract start date	01/06/2015
Contract end date	

18/19 Contracted general activity (UDA)	42,692
Carry forward general activity (UDA)	0
18/19 Contracted orthodontic activity (UOA)	0
Carry forward orthodontic activity (UOA)	0
Baseline contract value	£1,197,112.41

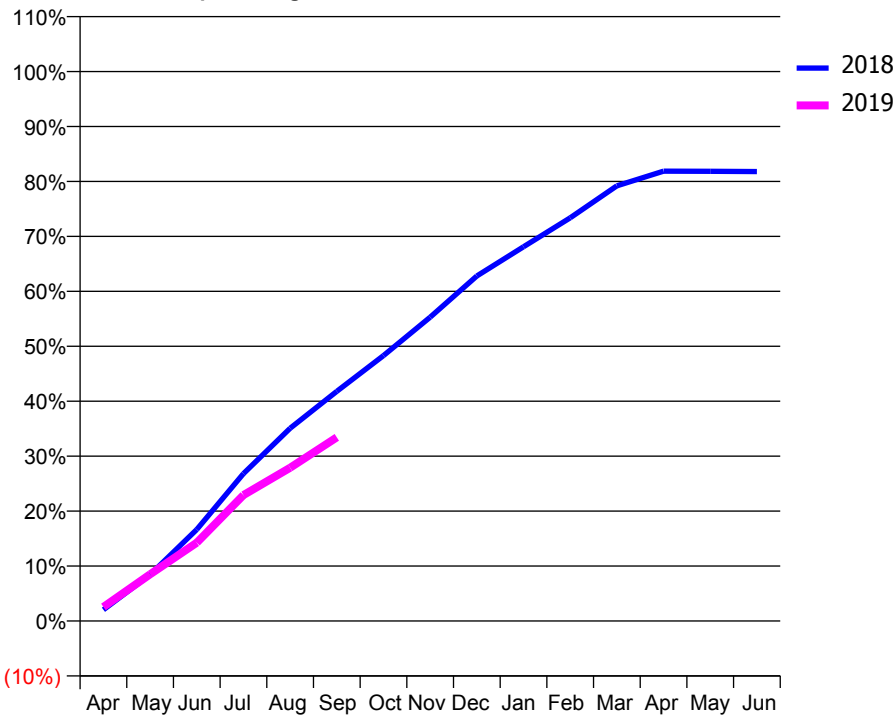
ACCESS*

Patients seen in 24 months	Total	Change since previous quarter
Quarter ending September 2017	11,252	
Quarter ending December 2017	11,197	→
Quarter ending March 2018	10,992	↓
Quarter ending June 2018	10,680	↓
Quarter ending September 2018	10,769	→
Variance since September 2017	(4.3%)	↓



ACTIVITY

Cumulative percentage of contracted UDA delivered 2018 & 2019



Month	Adjusted Scheduled Activity (UDA)	
	2018	2019
April	872	1,090
May	3,595	3,631
June	7,110	6,086
July	11,449	9,788
August	14,972	11,906
September	17,842	14,267
October	20,618	
November	23,603	
December	26,805	
January	29,075	
February	31,323	
March	33,807	
April	34,946	
May	34,944	
June	34,916	

QUALITY

	Quantity	Base Number	Contract	AT	Region	England
% of FP17s for the same patient ID Re-attending within 3 months - Children	109	2,384	4.6%	9.3%	12.2%	11.6%
% of FP17s for the same patient ID Re-attending within 3 months - Adults	381	4,749	8.0%	13.4%	15.8%	15.5%
% of FP17s for the same patient ID Re-attending between 3 & 9 months - Children	1,401	2,384	58.8%	60.3%	60.3%	58.8%
% of FP17s for the same patient ID Re-attending between 3 & 9 months - Adults	2,361	4,749	49.7%	54.5%	53.5%	51.1%
% of FP17s for Band 1 Urgent Courses	152	6,614	2.3%	7.2%	9.1%	9.0%
% of FP17s Relating to Free Repair or Replacements	68	6,614	1.0%	1.2%	1.0%	0.8%
% of FP17s Relating to Continuations	76	6,614	1.1%	1.1%	1.0%	0.9%
% of Patients satisfied with the dentistry they have received	6	7	N/A	94.2%	93.6%	93.3%
% of Patients satisfied with the time they had to wait for an appointment	4	7	N/A	88.8%	89.8%	88.9%

* This is based on patients treated on this contract for their most recent course of treatment. Figures in italics indicate the base number of FP17s or Patient Questionnaire responses are less than 100. N/A is shown where the base number of responses is less than 10 during the period. % is calculated as Quantity/Base number*100

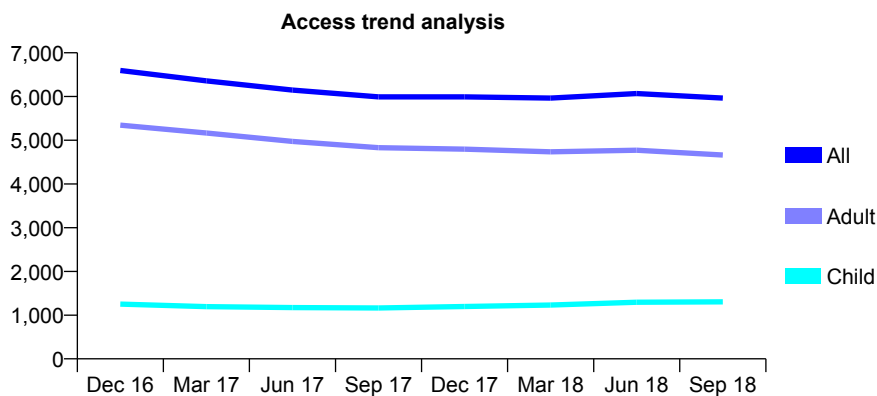
Q51 - Vital Signs At a Glance Contract Report for 101370/0005 - September 2018

Name or company name	Petrie Tucker & Partners Ltd
Contract type name	GDS Contract
Purpose of contract	General and Orthodontic
Contract start date	01/04/2006
Contract end date	

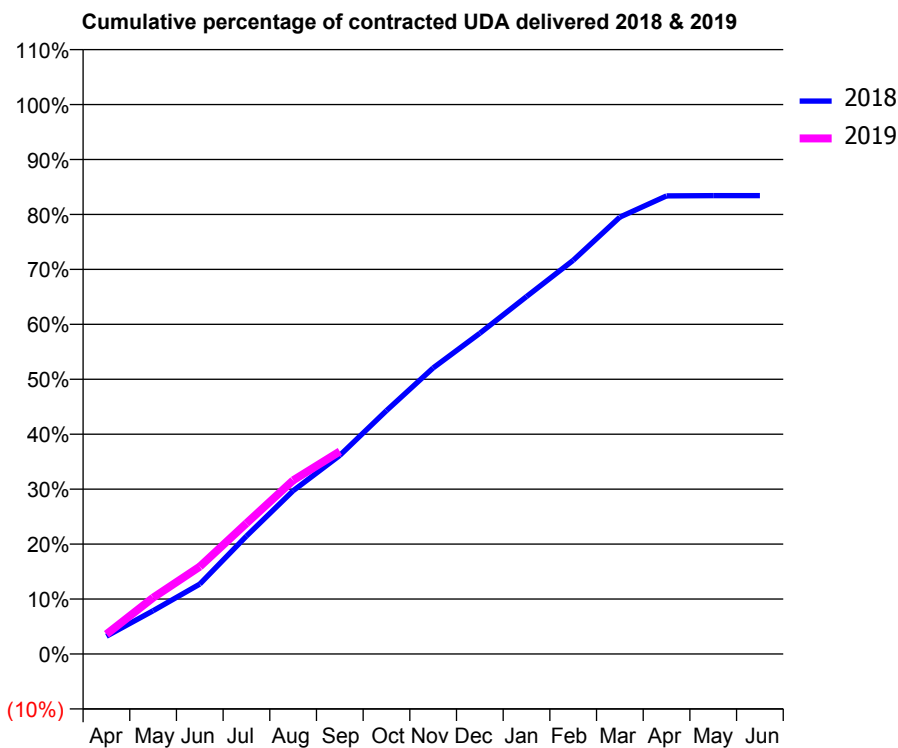
18/19 Contracted general activity (UDA)	24,146
Carry forward general activity (UDA)	0
18/19 Contracted orthodontic activity (UOA)	630
Carry forward orthodontic activity (UOA)	0
Baseline contract value	£732,388.77

ACCESS*

Patients seen in 24 months	Total	Change since previous quarter
Quarter ending September 2017	5,992	
Quarter ending December 2017	5,991	→
Quarter ending March 2018	5,964	→
Quarter ending June 2018	6,067	→
Quarter ending September 2018	5,966	↓
Variance since September 2017	(0.4%)	→



ACTIVITY



Month	Adjusted Scheduled Activity (UDA)	
	2018	2019
April	781	871
May	1,901	2,478
June	3,076	3,841
July	5,184	5,743
August	7,173	7,632
September	8,730	8,903
October	10,699	
November	12,571	
December	14,094	
January	15,707	
February	17,299	
March	19,201	
April	20,128	
May	20,140	
June	20,140	

QUALITY

	Quantity	Base Number	Contract	AT	Region	England
% of FP17s for the same patient ID Re-attending within 3 months - Children	85	1,024	8.3%	9.3%	12.2%	11.6%
% of FP17s for the same patient ID Re-attending within 3 months - Adults	393	3,167	12.4%	13.4%	15.8%	15.5%
% of FP17s for the same patient ID Re-attending between 3 & 9 months - Children	541	1,024	52.8%	60.3%	60.3%	58.8%
% of FP17s for the same patient ID Re-attending between 3 & 9 months - Adults	1,745	3,167	55.1%	54.5%	53.5%	51.1%
% of FP17s for Band 1 Urgent Courses	269	3,775	7.1%	7.2%	9.1%	9.0%
% of FP17s Relating to Free Repair or Replacements	45	3,775	1.2%	1.2%	1.0%	0.8%
% of FP17s Relating to Continuations	58	3,775	1.5%	1.1%	1.0%	0.9%
% of Patients satisfied with the dentistry they have received	7	8	N/A	94.2%	93.6%	93.3%
% of Patients satisfied with the time they had to wait for an appointment	8	8	N/A	88.8%	89.8%	88.9%

* This is based on patients treated on this contract for their most recent course of treatment. Figures in italics indicate the base number of FP17s or Patient Questionnaire responses are less than 100. N/A is shown where the base number of responses is less than 10 during the period. % is calculated as Quantity/Base number*100

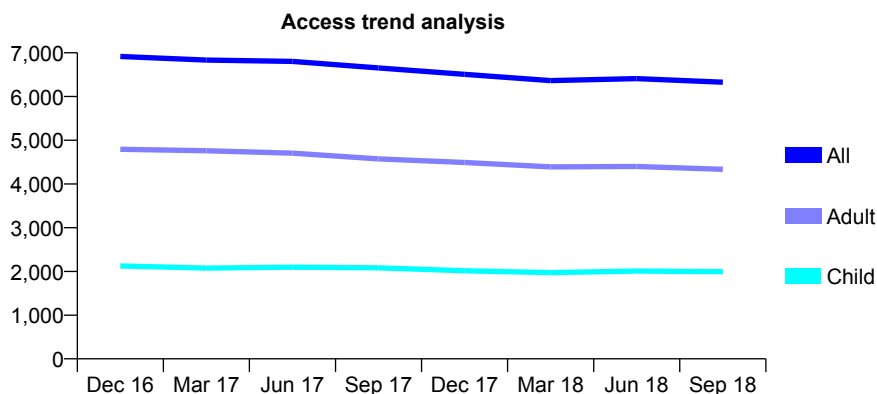
Q51 - Vital Signs At a Glance Contract Report for 101370/0010 - September 2018

Name or company name	Petrie Tucker & Partners Ltd
Contract type name	Pilot Contract
Purpose of contract	General
Contract start date	01/04/2006
Contract end date	

18/19 Contracted general activity (UDA)	20,443
Carry forward general activity (UDA)	0
18/19 Contracted orthodontic activity (UOA)	0
Carry forward orthodontic activity (UOA)	0
Baseline contract value	£557,834.74

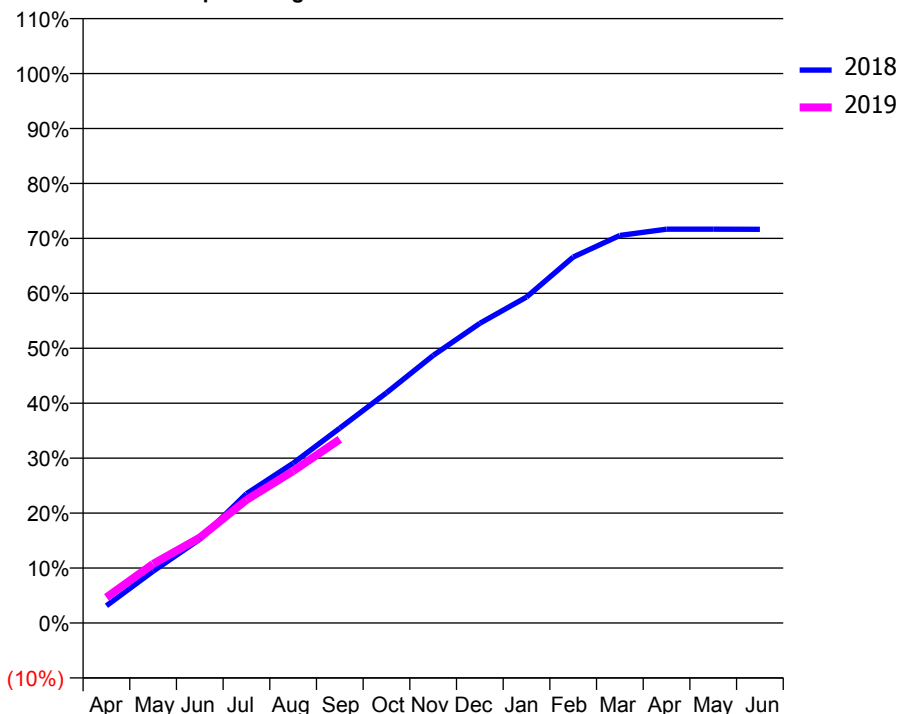
ACCESS*

Patients seen in 24 months	Total	Change since previous quarter
Quarter ending September 2017	6,654	
Quarter ending December 2017	6,506	↓
Quarter ending March 2018	6,363	↓
Quarter ending June 2018	6,409	→
Quarter ending September 2018	6,327	↓
Variance since September 2017	(4.9%)	↓



ACTIVITY

Cumulative percentage of contracted UDA delivered 2018 & 2019



Month	Adjusted Scheduled Activity (UDA)	
	2018	2019
April	641	956
May	1,927	2,198
June	3,119	3,179
July	4,811	4,579
August	5,946	5,651
September	7,249	6,836
October	8,564	
November	9,952	
December	11,150	
January	12,129	
February	13,615	
March	14,421	
April	14,650	
May	14,653	
June	14,649	

QUALITY

	Quantity	Base Number	Contract	AT	Region	England
% of FP17s for the same patient ID Re-attending within 3 months - Children	25	975	2.6%	9.3%	12.2%	11.6%
% of FP17s for the same patient ID Re-attending within 3 months - Adults	73	2,035	3.6%	13.4%	15.8%	15.5%
% of FP17s for the same patient ID Re-attending between 3 & 9 months - Children	352	975	36.1%	60.3%	60.3%	58.8%
% of FP17s for the same patient ID Re-attending between 3 & 9 months - Adults	824	2,035	40.5%	54.5%	53.5%	51.1%
% of FP17s for Band 1 Urgent Courses	4	2,884	0.1%	7.2%	9.1%	9.0%
% of FP17s Relating to Free Repair or Replacements	8	2,884	0.3%	1.2%	1.0%	0.8%
% of FP17s Relating to Continuations	20	2,884	0.7%	1.1%	1.0%	0.9%
% of Patients satisfied with the dentistry they have received	3	3	N/A	94.2%	93.6%	93.3%
% of Patients satisfied with the time they had to wait for an appointment	3	3	N/A	88.8%	89.8%	88.9%

* This is based on patients treated on this contract for their most recent course of treatment. Figures in italics indicate the base number of FP17s or Patient Questionnaire responses are less than 100. N/A is shown where the base number of responses is less than 10 during the period. % is calculated as Quantity/Base number*100

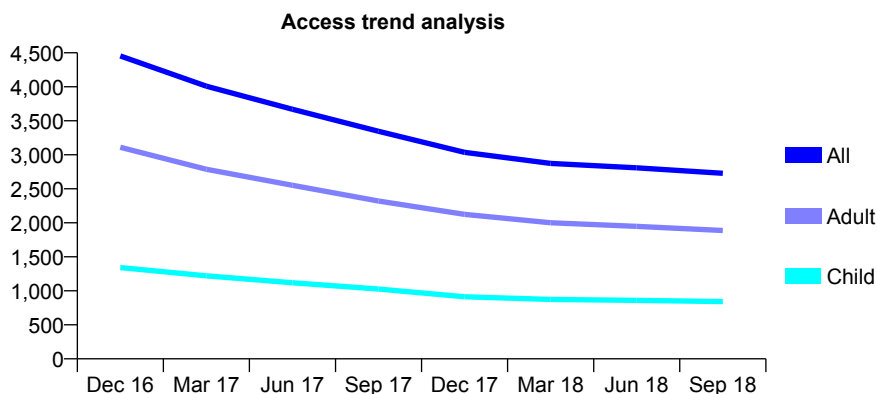
Q51 - Vital Signs At a Glance Contract Report for 101370/0069 - September 2018

Name or company name	Whitecross Dental Care Limited
Contract type name	GDS Contract
Purpose of contract	General
Contract start date	26/05/2006
Contract end date	

18/19 Contracted general activity (UDA)	14,267
Carry forward general activity (UDA)	0
18/19 Contracted orthodontic activity (UOA)	0
Carry forward orthodontic activity (UOA)	0
Baseline contract value	£408,329.49

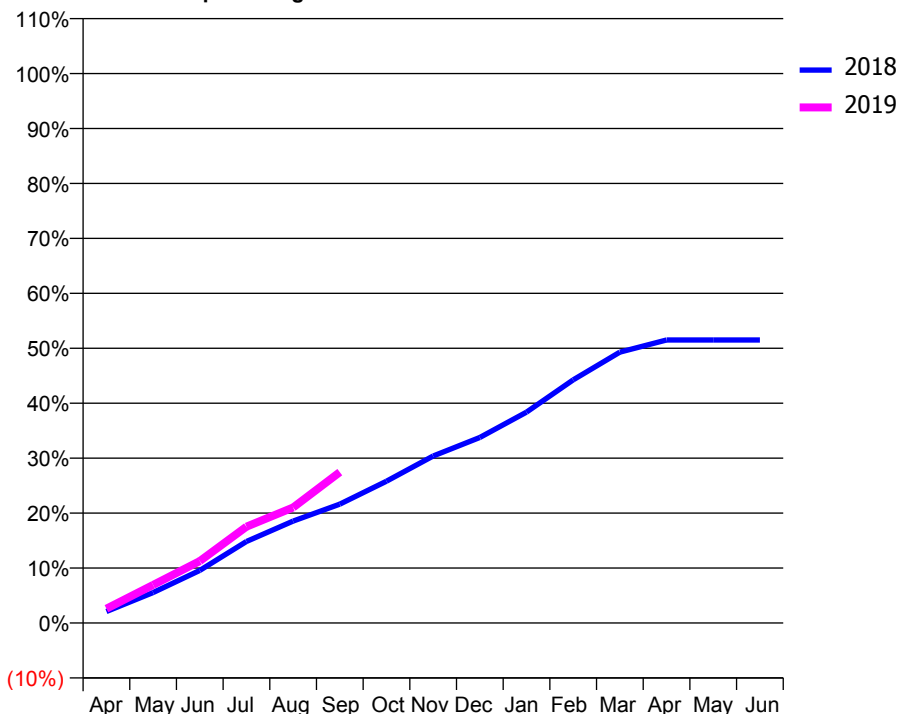
ACCESS*

Patients seen in 24 months	Total	Change since previous quarter
Quarter ending September 2017	3,347	
Quarter ending December 2017	3,037	↓
Quarter ending March 2018	2,873	↓
Quarter ending June 2018	2,809	↓
Quarter ending September 2018	2,729	↓
Variance since September 2017	(18.5%)	↓



ACTIVITY

Cumulative percentage of contracted UDA delivered 2018 & 2019



Month	Adjusted Scheduled Activity (UDA)	
	2018	2019
April	298	373
May	791	987
June	1,364	1,607
July	2,118	2,502
August	2,646	3,000
September	3,085	3,917
October	3,682	
November	4,335	
December	4,818	
January	5,475	
February	6,313	
March	7,035	
April	7,348	
May	7,348	
June	7,348	

QUALITY

	Quantity	Base Number	Contract	AT	Region	England
% of FP17s for the same patient ID Re-attending within 3 months - Children	63	698	9.0%	9.3%	12.2%	11.6%
% of FP17s for the same patient ID Re-attending within 3 months - Adults	118	1,183	10.0%	13.4%	15.8%	15.5%
% of FP17s for the same patient ID Re-attending between 3 & 9 months - Children	384	698	55.0%	60.3%	60.3%	58.8%
% of FP17s for the same patient ID Re-attending between 3 & 9 months - Adults	529	1,183	44.7%	54.5%	53.5%	51.1%
% of FP17s for Band 1 Urgent Courses	74	1,744	4.2%	7.2%	9.1%	9.0%
% of FP17s Relating to Free Repair or Replacements	7	1,744	0.4%	1.2%	1.0%	0.8%
% of FP17s Relating to Continuations	21	1,744	1.2%	1.1%	1.0%	0.9%
% of Patients satisfied with the dentistry they have received	3	3	N/A	94.2%	93.6%	93.3%
% of Patients satisfied with the time they had to wait for an appointment	3	3	N/A	88.8%	89.8%	88.9%

* This is based on patients treated on this contract for their most recent course of treatment. Figures in italics indicate the base number of FP17s or Patient Questionnaire responses are less than 100. N/A is shown where the base number of responses is less than 10 during the period. % is calculated as Quantity/Base number*100

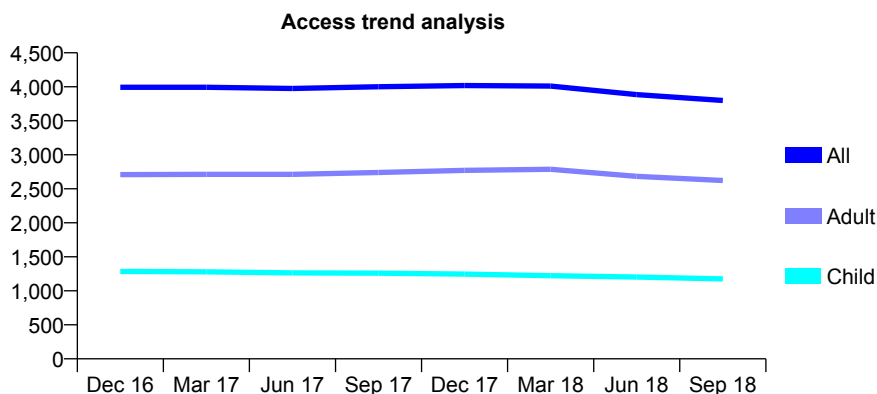
Q51 - Vital Signs At a Glance Contract Report for 101370/0109 - September 2018

Name or company name	Petrie Tucker & Partners Ltd
Contract type name	GDS Contract
Purpose of contract	General
Contract start date	01/10/2008
Contract end date	

18/19 Contracted general activity (UDA)	12,748
Carry forward general activity (UDA)	0
18/19 Contracted orthodontic activity (UOA)	0
Carry forward orthodontic activity (UOA)	0
Baseline contract value	£357,462.50

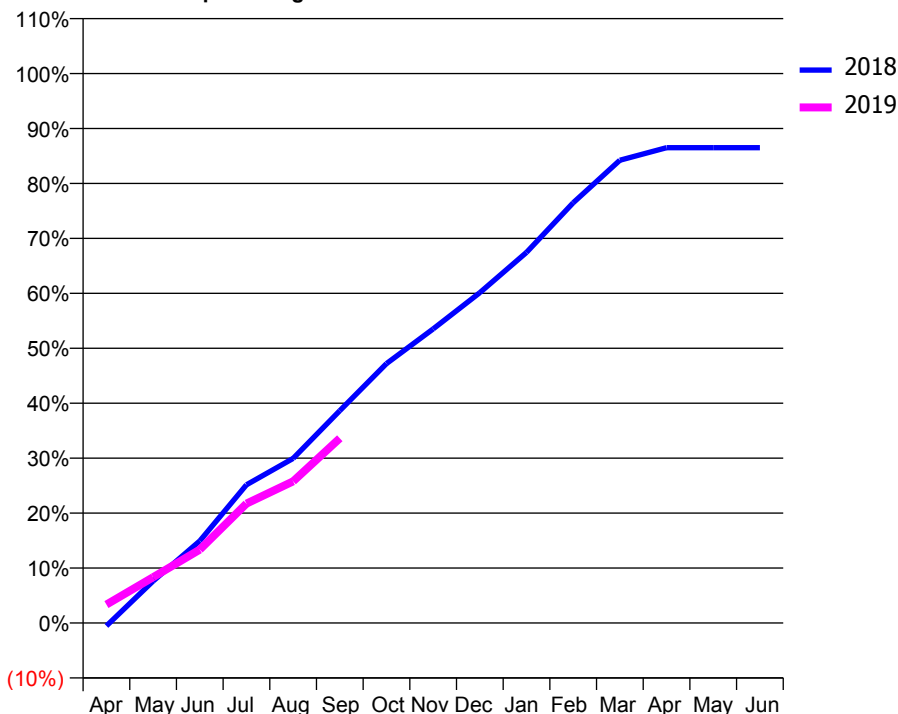
ACCESS*

Patients seen in 24 months	Total	Change since previous quarter
Quarter ending September 2017	4,000	
Quarter ending December 2017	4,018	→
Quarter ending March 2018	4,010	→
Quarter ending June 2018	3,886	↓
Quarter ending September 2018	3,799	↓
Variance since September 2017	(5.0%)	↓



ACTIVITY

Cumulative percentage of contracted UDA delivered 2018 & 2019



Adjusted Scheduled Activity (UDA)

Month	2018	2019
April	-69	428
May	973	1,062
June	1,904	1,703
July	3,207	2,769
August	3,820	3,287
September	4,927	4,287
October	6,018	
November	6,822	
December	7,663	
January	8,598	
February	9,750	
March	10,736	
April	11,026	
May	11,026	
June	11,026	

QUALITY

	Quantity	Base Number	Contract	AT	Region	England
% of FP17s for the same patient ID Re-attending within 3 months - Children	33	693	4.8%	9.3%	12.2%	11.6%
% of FP17s for the same patient ID Re-attending within 3 months - Adults	120	1,280	9.4%	13.4%	15.8%	15.5%
% of FP17s for the same patient ID Re-attending between 3 & 9 months - Children	383	693	55.3%	60.3%	60.3%	58.8%
% of FP17s for the same patient ID Re-attending between 3 & 9 months - Adults	599	1,280	46.8%	54.5%	53.5%	51.1%
% of FP17s for Band 1 Urgent Courses	102	1,848	5.5%	7.2%	9.1%	9.0%
% of FP17s Relating to Free Repair or Replacements	15	1,848	0.8%	1.2%	1.0%	0.8%
% of FP17s Relating to Continuations	23	1,848	1.2%	1.1%	1.0%	0.9%
% of Patients satisfied with the dentistry they have received	1	2	N/A	94.2%	93.6%	93.3%
% of Patients satisfied with the time they had to wait for an appointment	1	2	N/A	88.8%	89.8%	88.9%

* This is based on patients treated on this contract for their most recent course of treatment. Figures in italics indicate the base number of FP17s or Patient Questionnaire responses are less than 100. N/A is shown where the base number of responses is less than 10 during the period. % is calculated as Quantity/Base number*100

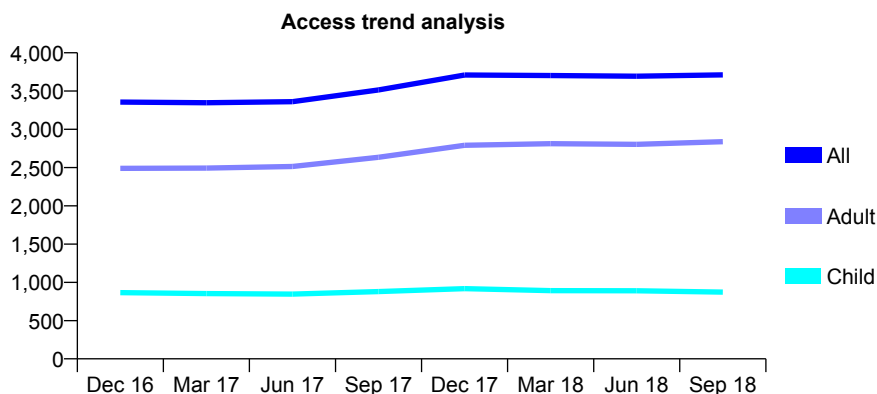
Q51 - Vital Signs At a Glance Contract Report for 101435/0106 - September 2018

Name or company name	IDH Limited
Contract type name	GDS Contract
Purpose of contract	General
Contract start date	01/08/2008
Contract end date	

18/19 Contracted general activity (UDA)	11,883
Carry forward general activity (UDA)	0
18/19 Contracted orthodontic activity (UOA)	0
Carry forward orthodontic activity (UOA)	0
Baseline contract value	£349,087.05

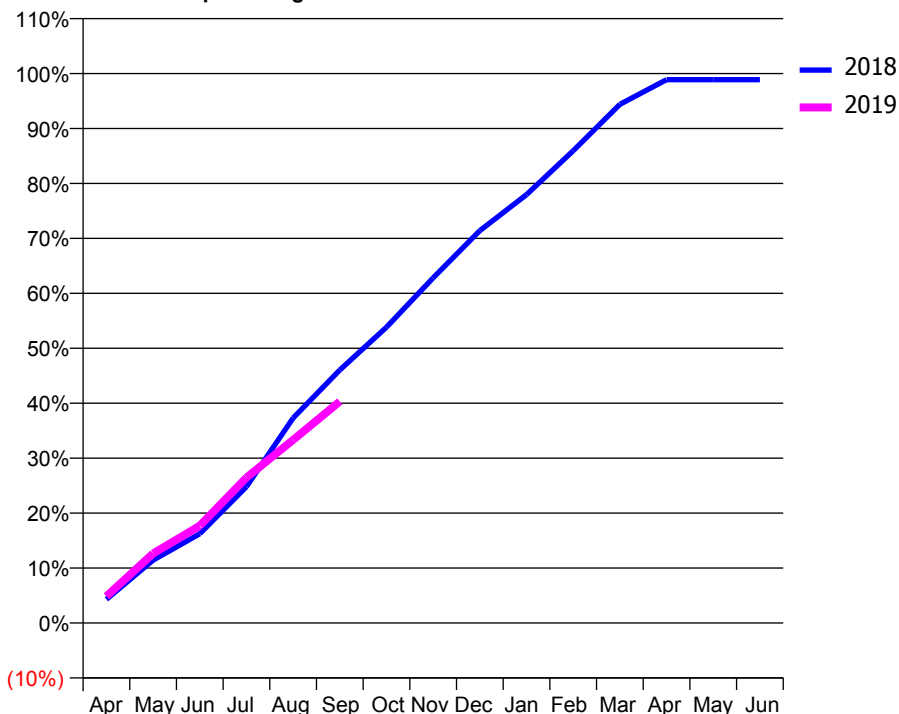
ACCESS*

Patients seen in 24 months	Total	Change since previous quarter
Quarter ending September 2017	3,514	
Quarter ending December 2017	3,709	↑
Quarter ending March 2018	3,703	→
Quarter ending June 2018	3,694	→
Quarter ending September 2018	3,711	→
Variance since September 2017	5.6%	↑



ACTIVITY

Cumulative percentage of contracted UDA delivered 2018 & 2019



Adjusted Scheduled Activity (UDA)

Month	2018	2019
April	511	580
May	1,359	1,503
June	1,932	2,104
July	2,949	3,144
August	4,434	3,960
September	5,471	4,790
October	6,397	
November	7,463	
December	8,485	
January	9,263	
February	10,212	
March	11,215	
April	11,751	
May	11,751	
June	11,751	

QUALITY

	Quantity	Base Number	Contract	AT	Region	England
% of FP17s for the same patient ID Re-attending within 3 months - Children	49	768	6.4%	9.3%	12.2%	11.6%
% of FP17s for the same patient ID Re-attending within 3 months - Adults	263	2,191	12.0%	13.4%	15.8%	15.5%
% of FP17s for the same patient ID Re-attending between 3 & 9 months - Children	574	768	74.7%	60.3%	60.3%	58.8%
% of FP17s for the same patient ID Re-attending between 3 & 9 months - Adults	1,491	2,191	68.1%	54.5%	53.5%	51.1%
% of FP17s for Band 1 Urgent Courses	156	2,650	5.9%	7.2%	9.1%	9.0%
% of FP17s Relating to Free Repair or Replacements	25	2,650	0.9%	1.2%	1.0%	0.8%
% of FP17s Relating to Continuations	39	2,650	1.5%	1.1%	1.0%	0.9%
% of Patients satisfied with the dentistry they have received	2	2	N/A	94.2%	93.6%	93.3%
% of Patients satisfied with the time they had to wait for an appointment	2	2	N/A	88.8%	89.8%	88.9%

* This is based on patients treated on this contract for their most recent course of treatment. Figures in italics indicate the base number of FP17s or Patient Questionnaire responses are less than 100. N/A is shown where the base number of responses is less than 10 during the period. % is calculated as Quantity/Base number*100

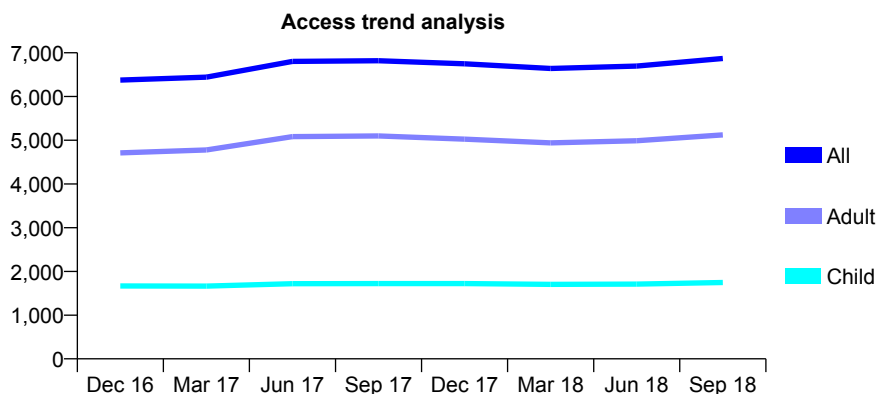
Q51 - Vital Signs At a Glance Contract Report for 101435/0112 - September 2018

Name or company name	IDH Limited
Contract type name	GDS Contract
Purpose of contract	General
Contract start date	01/08/2008
Contract end date	

18/19 Contracted general activity (UDA)	18,223
Carry forward general activity (UDA)	0
18/19 Contracted orthodontic activity (UOA)	0
Carry forward orthodontic activity (UOA)	0
Baseline contract value	£505,906.90

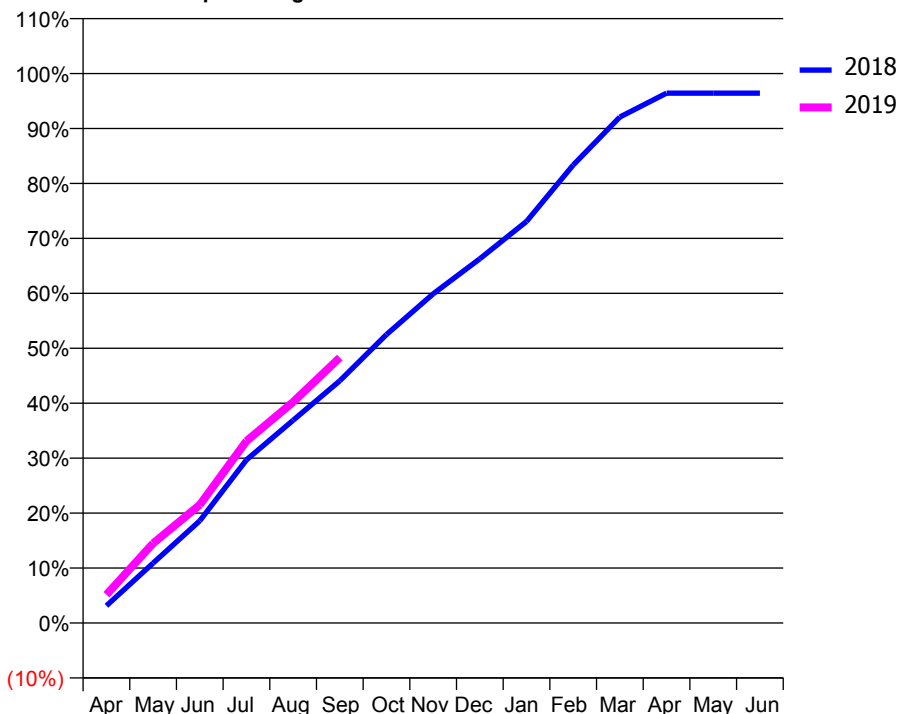
ACCESS*

Patients seen in 24 months	Total	Change since previous quarter
Quarter ending September 2017	6,819	
Quarter ending December 2017	6,749	↓
Quarter ending March 2018	6,643	↓
Quarter ending June 2018	6,698	→
Quarter ending September 2018	6,869	↑
Variance since September 2017	0.7%	→



ACTIVITY

Cumulative percentage of contracted UDA delivered 2018 & 2019



Month	Adjusted Scheduled Activity (UDA)	
	2018	2019
April	571	939
May	1,986	2,643
June	3,390	3,921
July	5,410	6,036
August	6,725	7,332
September	8,031	8,804
October	9,568	
November	10,918	
December	12,080	
January	13,317	
February	15,189	
March	16,781	
April	17,571	
May	17,570	
June	17,571	

QUALITY

	Quantity	Base Number	Contract	AT	Region	England
% of FP17s for the same patient ID Re-attending within 3 months - Children	61	1,157	5.3%	9.3%	12.2%	11.6%
% of FP17s for the same patient ID Re-attending within 3 months - Adults	280	3,075	9.1%	13.4%	15.8%	15.5%
% of FP17s for the same patient ID Re-attending between 3 & 9 months - Children	556	1,157	48.1%	60.3%	60.3%	58.8%
% of FP17s for the same patient ID Re-attending between 3 & 9 months - Adults	1,300	3,075	42.3%	54.5%	53.5%	51.1%
% of FP17s for Band 1 Urgent Courses	141	3,920	3.6%	7.2%	9.1%	9.0%
% of FP17s Relating to Free Repair or Replacements	12	3,920	0.3%	1.2%	1.0%	0.8%
% of FP17s Relating to Continuations	86	3,920	2.2%	1.1%	1.0%	0.9%
% of Patients satisfied with the dentistry they have received	4	5	N/A	94.2%	93.6%	93.3%
% of Patients satisfied with the time they had to wait for an appointment	4	5	N/A	88.8%	89.8%	88.9%

* This is based on patients treated on this contract for their most recent course of treatment. Figures in italics indicate the base number of FP17s or Patient Questionnaire responses are less than 100. N/A is shown where the base number of responses is less than 10 during the period. % is calculated as Quantity/Base number*100

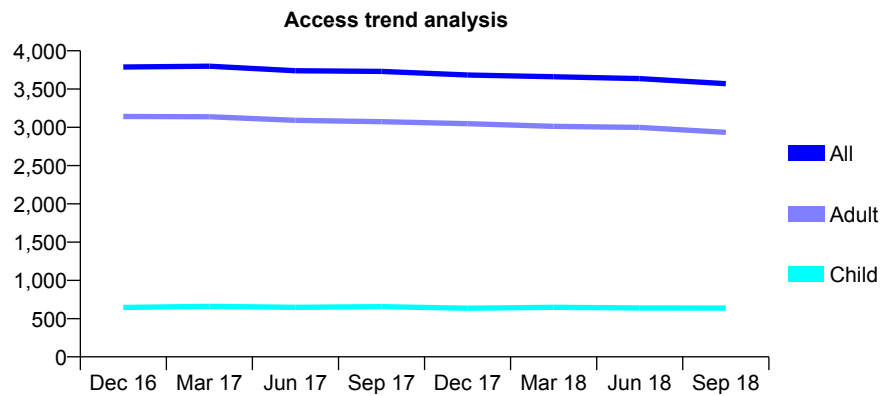
Q51 - Vital Signs At a Glance Contract Report for 101613/0001 - September 2018

Name or company name	Yorkshire Smiles Limited
Contract type name	GDS Contract
Purpose of contract	General
Contract start date	01/07/2012
Contract end date	

18/19 Contracted general activity (UDA)	16,000
Carry forward general activity (UDA)	0
18/19 Contracted orthodontic activity (UOA)	0
Carry forward orthodontic activity (UOA)	0
Baseline contract value	£448,576.13

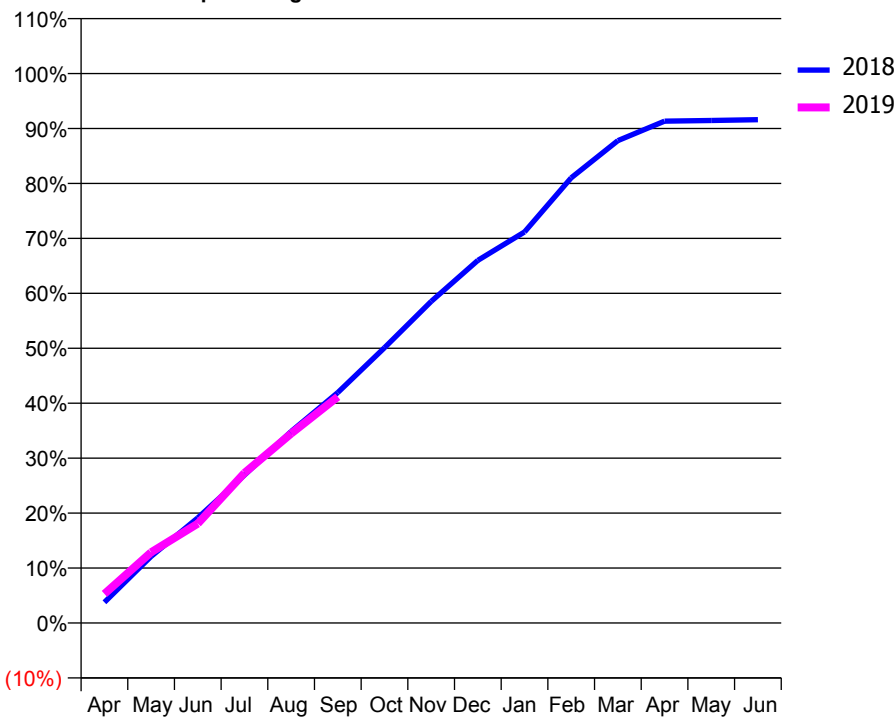
ACCESS*

Patients seen in 24 months	Total	Change since previous quarter
Quarter ending September 2017	3,730	
Quarter ending December 2017	3,683	↓
Quarter ending March 2018	3,661	→
Quarter ending June 2018	3,637	→
Quarter ending September 2018	3,571	↓
Variance since September 2017	(4.3%)	↓



ACTIVITY

Cumulative percentage of contracted UDA delivered 2018 & 2019



Month	Adjusted Scheduled Activity (UDA)	
	2018	2019
April	603	850
May	1,939	2,060
June	3,060	2,894
July	4,306	4,372
August	5,579	5,515
September	6,711	6,586
October	8,014	
November	9,363	
December	10,561	
January	11,387	
February	12,964	
March	14,047	
April	14,614	
May	14,632	
June	14,654	

QUALITY

	Quantity	Base Number	Contract	AT	Region	England
% of FP17s for the same patient ID Re-attending within 3 months - Children	37	495	7.5%	9.3%	12.2%	11.6%
% of FP17s for the same patient ID Re-attending within 3 months - Adults	344	2,061	16.7%	13.4%	15.8%	15.5%
% of FP17s for the same patient ID Re-attending between 3 & 9 months - Children	293	495	59.2%	60.3%	60.3%	58.8%
% of FP17s for the same patient ID Re-attending between 3 & 9 months - Adults	1,122	2,061	54.4%	54.5%	53.5%	51.1%
% of FP17s for Band 1 Urgent Courses	161	2,358	6.8%	7.2%	9.1%	9.0%
% of FP17s Relating to Free Repair or Replacements	44	2,358	1.9%	1.2%	1.0%	0.8%
% of FP17s Relating to Continuations	57	2,358	2.4%	1.1%	1.0%	0.9%
% of Patients satisfied with the dentistry they have received	2	2	N/A	94.2%	93.6%	93.3%
% of Patients satisfied with the time they had to wait for an appointment	2	2	N/A	88.8%	89.8%	88.9%

* This is based on patients treated on this contract for their most recent course of treatment. Figures in italics indicate the base number of FP17s or Patient Questionnaire responses are less than 100. N/A is shown where the base number of responses is less than 10 during the period. % is calculated as Quantity/Base number*100

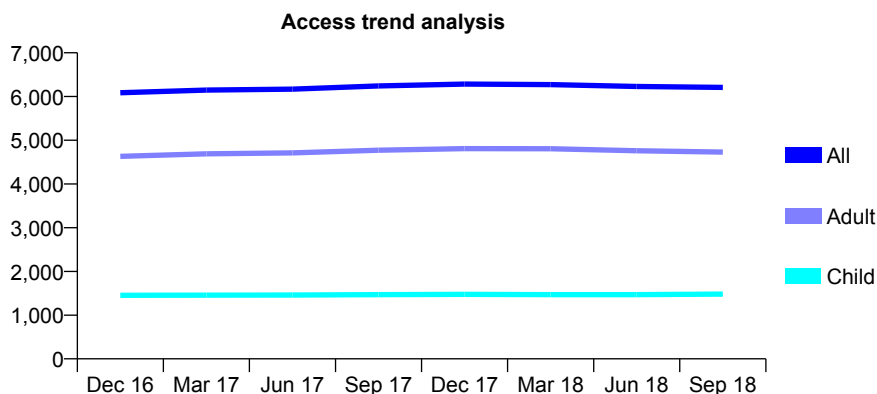
Q51 - Vital Signs At a Glance Contract Report for 102334/0001 - September 2018

Name or company name	157 Dental Care Limited
Contract type name	GDS Contract
Purpose of contract	General
Contract start date	01/11/2010
Contract end date	

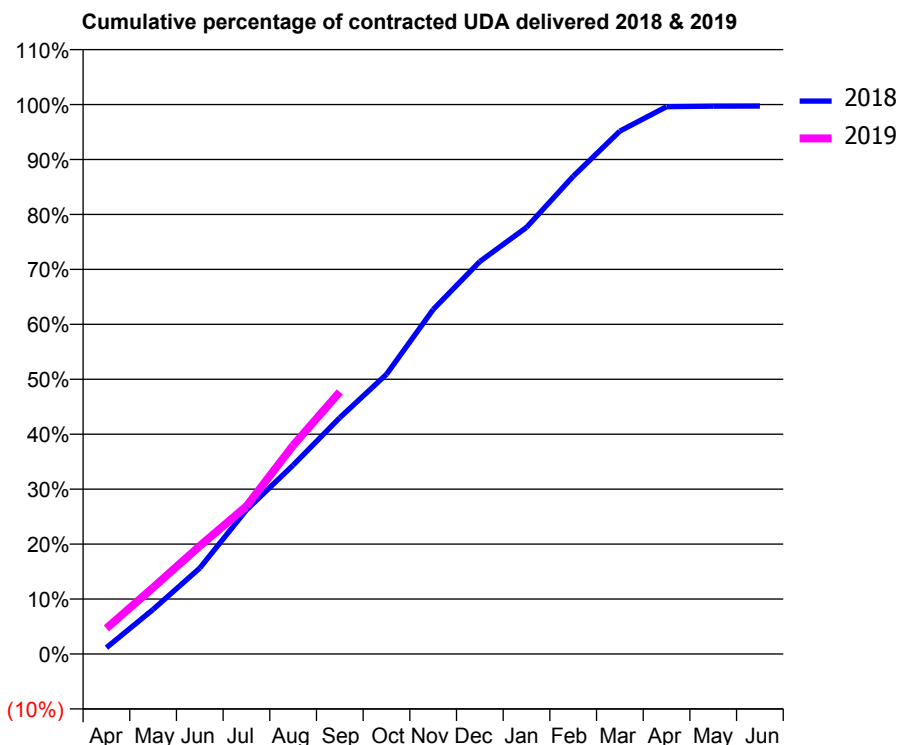
18/19 Contracted general activity (UDA)	17,639
Carry forward general activity (UDA)	0
18/19 Contracted orthodontic activity (UOA)	0
Carry forward orthodontic activity (UOA)	0
Baseline contract value	£501,672.12

ACCESS*

Patients seen in 24 months	Total	Change since previous quarter
Quarter ending September 2017	6,241	
Quarter ending December 2017	6,284	→
Quarter ending March 2018	6,273	→
Quarter ending June 2018	6,229	→
Quarter ending September 2018	6,209	→
Variance since September 2017	(0.5%)	→



ACTIVITY



Month	Adjusted Scheduled Activity (UDA)	
	2018	2019
April	202	824
May	1,432	2,133
June	2,757	3,470
July	4,626	4,746
August	6,065	6,697
September	7,589	8,415
October	8,979	
November	11,058	
December	12,601	
January	13,693	
February	15,337	
March	16,784	
April	17,569	
May	17,587	
June	17,592	

QUALITY

	Quantity	Base Number	Contract	AT	Region	England
% of FP17s for the same patient ID Re-attending within 3 months - Children	63	1,158	5.4%	9.3%	12.2%	11.6%
% of FP17s for the same patient ID Re-attending within 3 months - Adults	421	3,118	13.5%	13.4%	15.8%	15.5%
% of FP17s for the same patient ID Re-attending between 3 & 9 months - Children	759	1,158	65.5%	60.3%	60.3%	58.8%
% of FP17s for the same patient ID Re-attending between 3 & 9 months - Adults	1,459	3,118	46.8%	54.5%	53.5%	51.1%
% of FP17s for Band 1 Urgent Courses	351	3,951	8.9%	7.2%	9.1%	9.0%
% of FP17s Relating to Free Repair or Replacements	87	3,951	2.2%	1.2%	1.0%	0.8%
% of FP17s Relating to Continuations	103	3,951	2.6%	1.1%	1.0%	0.9%
% of Patients satisfied with the dentistry they have received	5	5	N/A	94.2%	93.6%	93.3%
% of Patients satisfied with the time they had to wait for an appointment	5	5	N/A	88.8%	89.8%	88.9%

* This is based on patients treated on this contract for their most recent course of treatment. Figures in italics indicate the base number of FP17s or Patient Questionnaire responses are less than 100. N/A is shown where the base number of responses is less than 10 during the period. % is calculated as Quantity/Base number*100

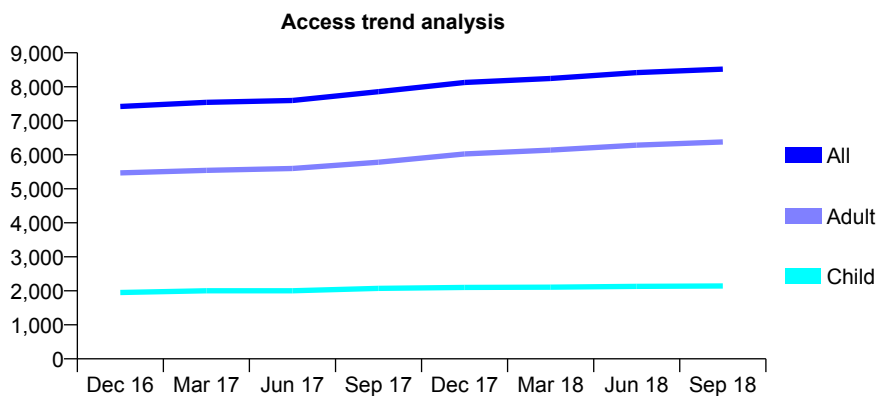
Q51 - Vital Signs At a Glance Contract Report for 104221/0001 - September 2018

Name or company name	Hoyland Family Dental Centre
Contract type name	GDS Contract
Purpose of contract	General
Contract start date	01/01/2009
Contract end date	

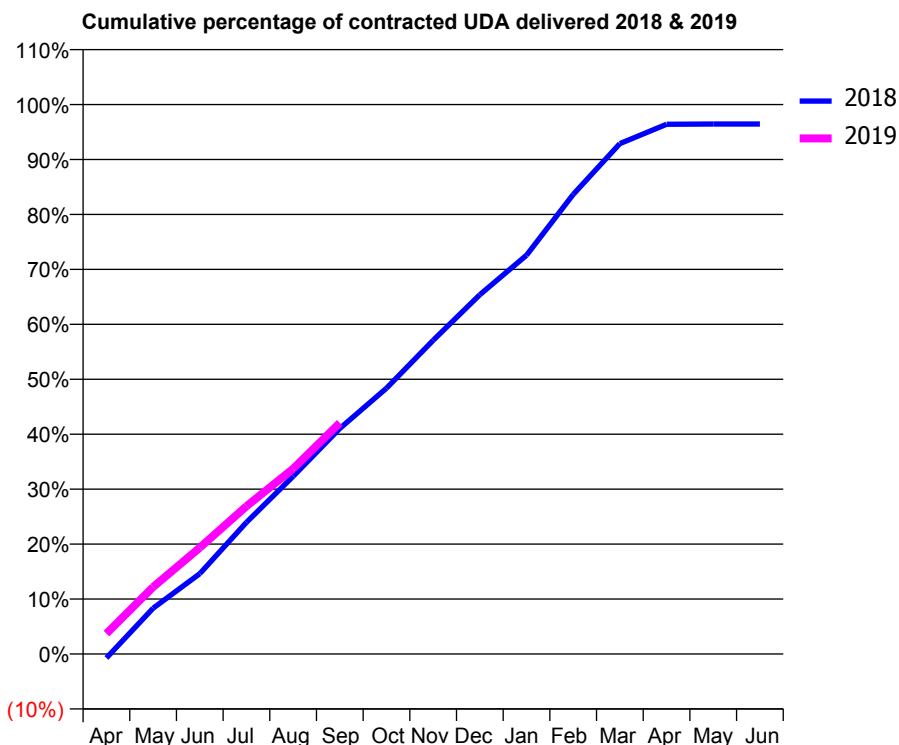
18/19 Contracted general activity (UDA)	24,001
Carry forward general activity (UDA)	0
18/19 Contracted orthodontic activity (UOA)	0
Carry forward orthodontic activity (UOA)	0
Baseline contract value	£673,004.19

ACCESS*

Patients seen in 24 months	Total	Change since previous quarter
Quarter ending September 2017	7,855	
Quarter ending December 2017	8,127	↑
Quarter ending March 2018	8,247	→
Quarter ending June 2018	8,416	↑
Quarter ending September 2018	8,520	→
Variance since September 2017	8.5%	↑



ACTIVITY



Adjusted Scheduled Activity (UDA)		
Month	2018	2019
April	-178	896
May	2,003	2,928
June	3,510	4,642
July	5,753	6,454
August	7,760	8,095
September	9,851	10,098
October	11,613	
November	13,701	
December	15,691	
January	17,419	
February	20,072	
March	22,294	
April	23,136	
May	23,146	
June	23,146	

QUALITY

	Quantity	Base Number	Contract	AT	Region	England
% of FP17s for the same patient ID Re-attending within 3 months - Children	103	1,533	6.7%	9.3%	12.2%	11.6%
% of FP17s for the same patient ID Re-attending within 3 months - Adults	363	4,097	8.9%	13.4%	15.8%	15.5%
% of FP17s for the same patient ID Re-attending between 3 & 9 months - Children	965	1,533	62.9%	60.3%	60.3%	58.8%
% of FP17s for the same patient ID Re-attending between 3 & 9 months - Adults	2,411	4,097	58.8%	54.5%	53.5%	51.1%
% of FP17s for Band 1 Urgent Courses	255	5,177	4.9%	7.2%	9.1%	9.0%
% of FP17s Relating to Free Repair or Replacements	52	5,177	1.0%	1.2%	1.0%	0.8%
% of FP17s Relating to Continuations	61	5,177	1.2%	1.1%	1.0%	0.9%
% of Patients satisfied with the dentistry they have received	7	7	N/A	94.2%	93.6%	93.3%
% of Patients satisfied with the time they had to wait for an appointment	7	7	N/A	88.8%	89.8%	88.9%

* This is based on patients treated on this contract for their most recent course of treatment. Figures in italics indicate the base number of FP17s or Patient Questionnaire responses are less than 100. N/A is shown where the base number of responses is less than 10 during the period. % is calculated as Quantity/Base number*100

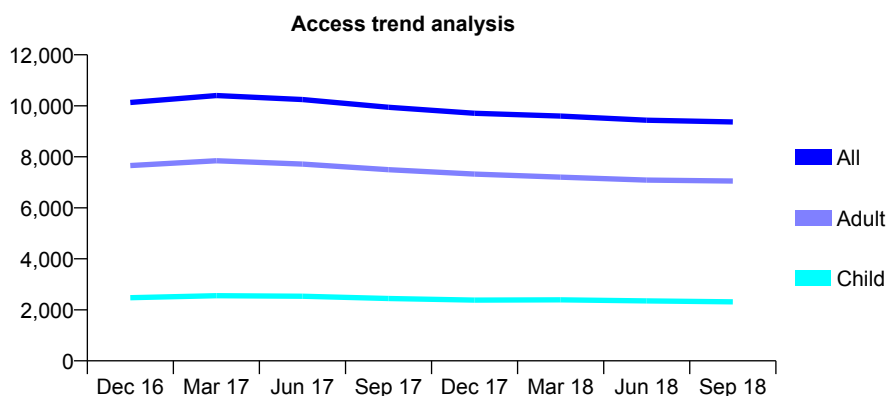
Q51 - Vital Signs At a Glance Contract Report for 108022/0001 - September 2018

Name or company name	P B Robinson Doncaster Ltd
Contract type name	GDS Contract
Purpose of contract	General
Contract start date	01/10/2011
Contract end date	

18/19 Contracted general activity (UDA)	28,644
Carry forward general activity (UDA)	0
18/19 Contracted orthodontic activity (UOA)	0
Carry forward orthodontic activity (UOA)	0
Baseline contract value	£819,816.87

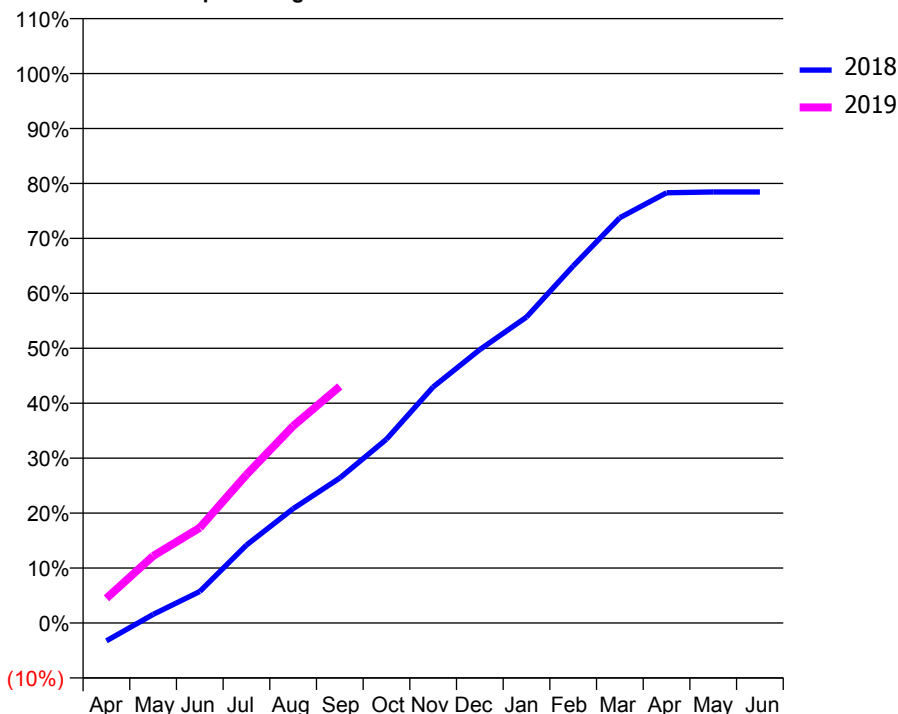
ACCESS*

Patients seen in 24 months	Total	Change since previous quarter
Quarter ending September 2017	9,941	
Quarter ending December 2017	9,707	↓
Quarter ending March 2018	9,597	↓
Quarter ending June 2018	9,434	↓
Quarter ending September 2018	9,369	→
Variance since September 2017	(5.8%)	↓



ACTIVITY

Cumulative percentage of contracted UDA delivered 2018 & 2019



Month	Adjusted Scheduled Activity (UDA)	
	2018	2019
April	-937	1,289
May	449	3,495
June	1,644	4,964
July	4,060	7,731
August	5,962	10,268
September	7,559	12,333
October	9,581	
November	12,304	
December	14,253	
January	15,952	
February	18,611	
March	21,127	
April	22,430	
May	22,470	
June	22,471	

QUALITY

	Quantity	Base Number	Contract	AT	Region	England
% of FP17s for the same patient ID Re-attending within 3 months - Children	128	1,509	8.5%	9.3%	12.2%	11.6%
% of FP17s for the same patient ID Re-attending within 3 months - Adults	612	4,655	13.1%	13.4%	15.8%	15.5%
% of FP17s for the same patient ID Re-attending between 3 & 9 months - Children	767	1,509	50.8%	60.3%	60.3%	58.8%
% of FP17s for the same patient ID Re-attending between 3 & 9 months - Adults	2,239	4,655	48.1%	54.5%	53.5%	51.1%
% of FP17s for Band 1 Urgent Courses	529	5,524	9.6%	7.2%	9.1%	9.0%
% of FP17s Relating to Free Repair or Replacements	59	5,524	1.1%	1.2%	1.0%	0.8%
% of FP17s Relating to Continuations	47	5,524	0.9%	1.1%	1.0%	0.9%
% of Patients satisfied with the dentistry they have received	0	1	N/A	94.2%	93.6%	93.3%
% of Patients satisfied with the time they had to wait for an appointment	1	1	N/A	88.8%	89.8%	88.9%

* This is based on patients treated on this contract for their most recent course of treatment. Figures in italics indicate the base number of FP17s or Patient Questionnaire responses are less than 100. N/A is shown where the base number of responses is less than 10 during the period. % is calculated as Quantity/Base number*100

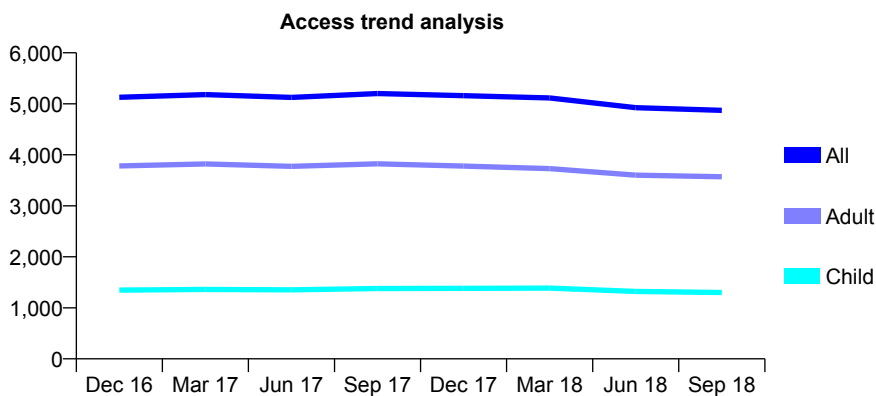
Q51 - Vital Signs At a Glance Contract Report for 108022/0002 - September 2018

Name or company name	P B Robinson Doncaster Ltd
Contract type name	GDS Contract
Purpose of contract	General
Contract start date	01/10/2011
Contract end date	

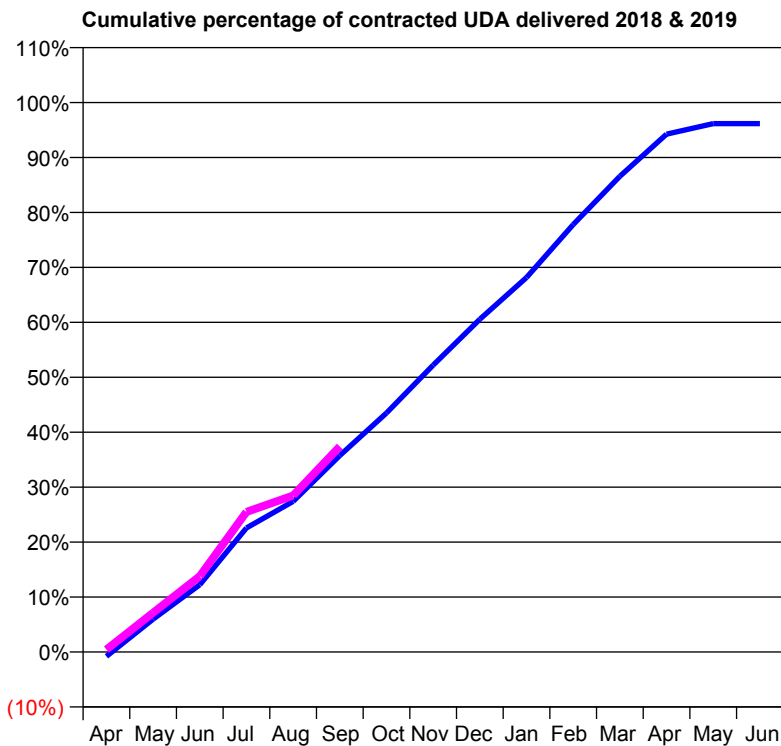
18/19 Contracted general activity (UDA)	14,348
Carry forward general activity (UDA)	0
18/19 Contracted orthodontic activity (UOA)	0
Carry forward orthodontic activity (UOA)	0
Baseline contract value	£410,711.14

ACCESS*

Patients seen in 24 months	Total	Change since previous quarter
Quarter ending September 2017	5,202	
Quarter ending December 2017	5,160	→
Quarter ending March 2018	5,116	→
Quarter ending June 2018	4,924	↓
Quarter ending September 2018	4,872	↓
Variance since September 2017	(6.3%)	↓



ACTIVITY



Adjusted Scheduled Activity (UDA)		
Month	2018	2019
April	-118	65
May	857	1,024
June	1,758	1,980
July	3,241	3,659
August	3,932	4,087
September	5,131	5,366
October	6,242	
November	7,492	
December	8,690	
January	9,780	
February	11,161	
March	12,421	
April	13,523	
May	13,796	
June	13,797	

QUALITY

	Quantity	Base Number	Contract	AT	Region	England
% of FP17s for the same patient ID Re-attending within 3 months - Children	61	835	7.3%	9.3%	12.2%	11.6%
% of FP17s for the same patient ID Re-attending within 3 months - Adults	222	2,086	10.6%	13.4%	15.8%	15.5%
% of FP17s for the same patient ID Re-attending between 3 & 9 months - Children	462	835	55.3%	60.3%	60.3%	58.8%
% of FP17s for the same patient ID Re-attending between 3 & 9 months - Adults	1,088	2,086	52.2%	54.5%	53.5%	51.1%
% of FP17s for Band 1 Urgent Courses	170	2,436	7.0%	7.2%	9.1%	9.0%
% of FP17s Relating to Free Repair or Replacements	12	2,436	0.5%	1.2%	1.0%	0.8%
% of FP17s Relating to Continuations	9	2,436	0.4%	1.1%	1.0%	0.9%
% of Patients satisfied with the dentistry they have received	4	4	N/A	94.2%	93.6%	93.3%
% of Patients satisfied with the time they had to wait for an appointment	3	4	N/A	88.8%	89.8%	88.9%

* This is based on patients treated on this contract for their most recent course of treatment. Figures in italics indicate the base number of FP17s or Patient Questionnaire responses are less than 100. N/A is shown where the base number of responses is less than 10 during the period. % is calculated as Quantity/Base number*100

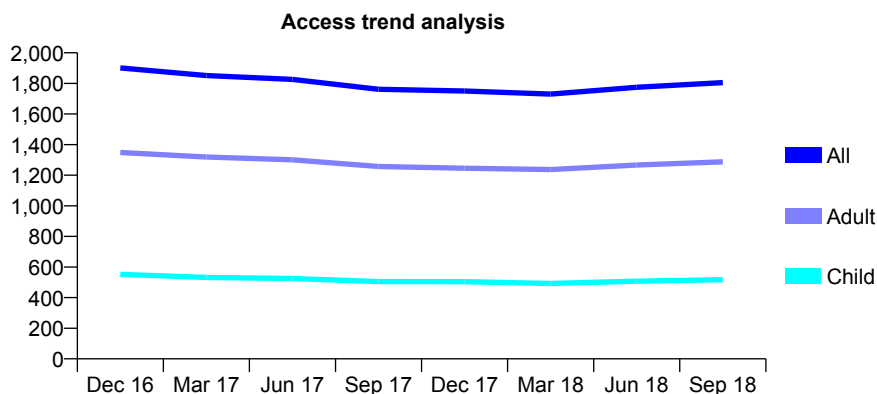
Q51 - Vital Signs At a Glance Contract Report for 108022/0003 - September 2018

Name or company name	P B Robinson Doncaster Ltd
Contract type name	GDS Contract
Purpose of contract	General
Contract start date	01/10/2011
Contract end date	

18/19 Contracted general activity (UDA)	4,696
Carry forward general activity (UDA)	0
18/19 Contracted orthodontic activity (UOA)	0
Carry forward orthodontic activity (UOA)	0
Baseline contract value	£134,402.54

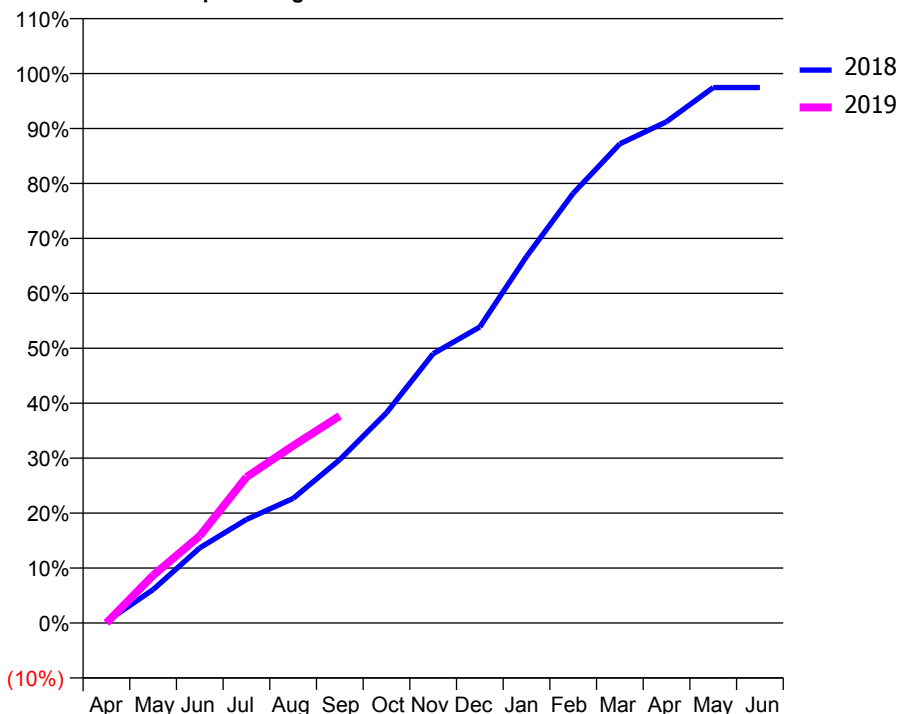
ACCESS*

Patients seen in 24 months	Total	Change since previous quarter
Quarter ending September 2017	1,762	
Quarter ending December 2017	1,750	→
Quarter ending March 2018	1,730	↓
Quarter ending June 2018	1,775	↑
Quarter ending September 2018	1,805	→
Variance since September 2017	2.4%	↑



ACTIVITY

Cumulative percentage of contracted UDA delivered 2018 & 2019



Month	Adjusted Scheduled Activity (UDA)	
	2018	2019
April	14	0
May	285	408
June	642	744
July	885	1,248
August	1,065	1,515
September	1,396	1,771
October	1,797	
November	2,301	
December	2,531	
January	3,132	
February	3,672	
March	4,096	
April	4,284	
May	4,576	
June	4,576	

QUALITY

	Quantity	Base Number	Contract	AT	Region	England
% of FP17s for the same patient ID Re-attending within 3 months - Children	22	298	7.4%	9.3%	12.2%	11.6%
% of FP17s for the same patient ID Re-attending within 3 months - Adults	143	840	17.0%	13.4%	15.8%	15.5%
% of FP17s for the same patient ID Re-attending between 3 & 9 months - Children	130	298	43.6%	60.3%	60.3%	58.8%
% of FP17s for the same patient ID Re-attending between 3 & 9 months - Adults	385	840	45.8%	54.5%	53.5%	51.1%
% of FP17s for Band 1 Urgent Courses	98	924	10.6%	7.2%	9.1%	9.0%
% of FP17s Relating to Free Repair or Replacements	8	924	0.9%	1.2%	1.0%	0.8%
% of FP17s Relating to Continuations	36	924	3.9%	1.1%	1.0%	0.9%
% of Patients satisfied with the dentistry they have received	1	1	N/A	94.2%	93.6%	93.3%
% of Patients satisfied with the time they had to wait for an appointment	1	1	N/A	88.8%	89.8%	88.9%

* This is based on patients treated on this contract for their most recent course of treatment. Figures in italics indicate the base number of FP17s or Patient Questionnaire responses are less than 100. N/A is shown where the base number of responses is less than 10 during the period. % is calculated as Quantity/Base number*100

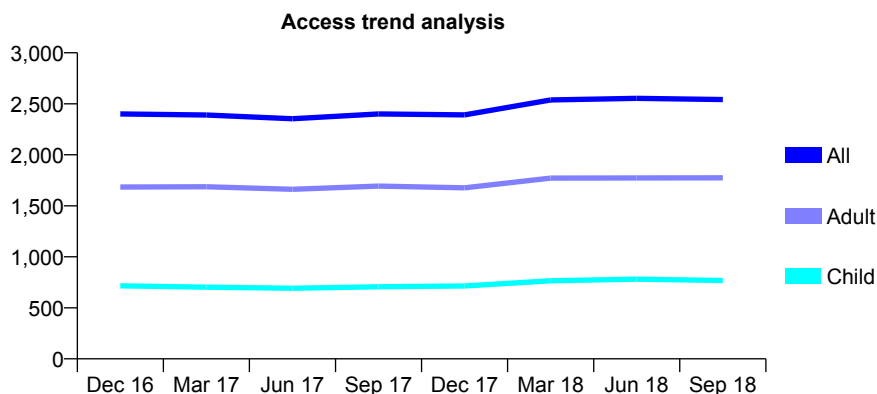
Q51 - Vital Signs At a Glance Contract Report for 108022/0004 - September 2018

Name or company name	P B Robinson Doncaster Ltd
Contract type name	GDS Contract
Purpose of contract	General
Contract start date	01/10/2011
Contract end date	

18/19 Contracted general activity (UDA)	6,618
Carry forward general activity (UDA)	0
18/19 Contracted orthodontic activity (UOA)	0
Carry forward orthodontic activity (UOA)	0
Baseline contract value	£189,413.07

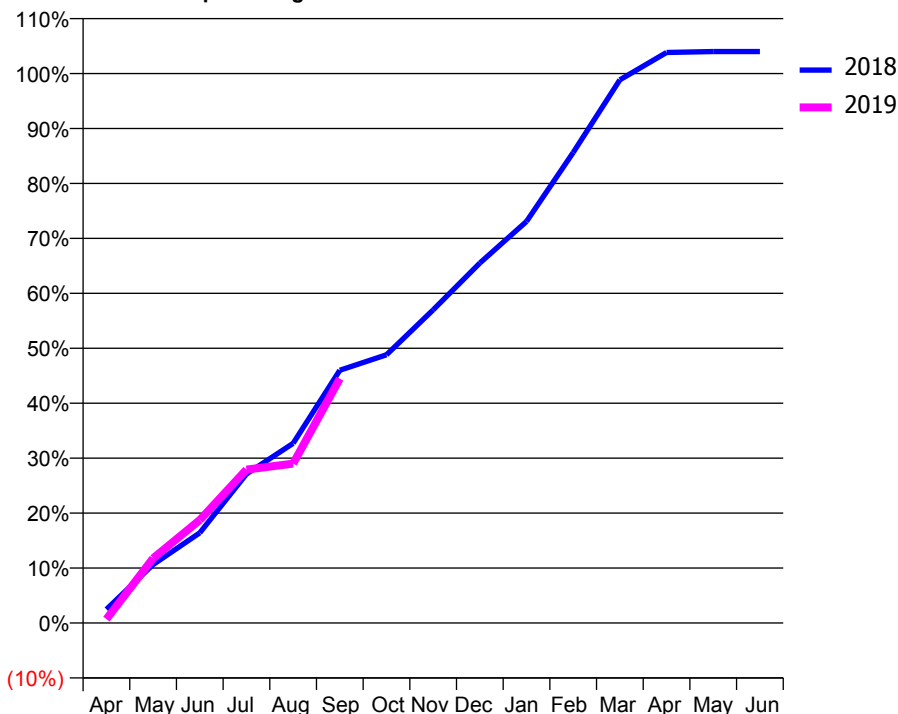
ACCESS*

Patients seen in 24 months	Total	Change since previous quarter
Quarter ending September 2017	2,400	
Quarter ending December 2017	2,391	→
Quarter ending March 2018	2,538	↑
Quarter ending June 2018	2,554	→
Quarter ending September 2018	2,542	→
Variance since September 2017	5.9%	↑



ACTIVITY

Cumulative percentage of contracted UDA delivered 2018 & 2019



Adjusted Scheduled Activity (UDA)

Month	2018	2019
April	165	47
May	704	779
June	1,086	1,241
July	1,795	1,848
August	2,163	1,920
September	3,044	2,943
October	3,230	
November	3,772	
December	4,335	
January	4,836	
February	5,666	
March	6,542	
April	6,871	
May	6,882	
June	6,883	

QUALITY

	Quantity	Base Number	Contract	AT	Region	England
% of FP17s for the same patient ID Re-attending within 3 months - Children	42	423	9.9%	9.3%	12.2%	11.6%
% of FP17s for the same patient ID Re-attending within 3 months - Adults	141	996	14.2%	13.4%	15.8%	15.5%
% of FP17s for the same patient ID Re-attending between 3 & 9 months - Children	167	423	39.5%	60.3%	60.3%	58.8%
% of FP17s for the same patient ID Re-attending between 3 & 9 months - Adults	348	996	34.9%	54.5%	53.5%	51.1%
% of FP17s for Band 1 Urgent Courses	124	1,280	9.7%	7.2%	9.1%	9.0%
% of FP17s Relating to Free Repair or Replacements	13	1,280	1.0%	1.2%	1.0%	0.8%
% of FP17s Relating to Continuations	13	1,280	1.0%	1.1%	1.0%	0.9%
% of Patients satisfied with the dentistry they have received	0	0	N/A	94.2%	93.6%	93.3%
% of Patients satisfied with the time they had to wait for an appointment	0	0	N/A	88.8%	89.8%	88.9%

* This is based on patients treated on this contract for their most recent course of treatment. Figures in italics indicate the base number of FP17s or Patient Questionnaire responses are less than 100. N/A is shown where the base number of responses is less than 10 during the period. % is calculated as Quantity/Base number*100

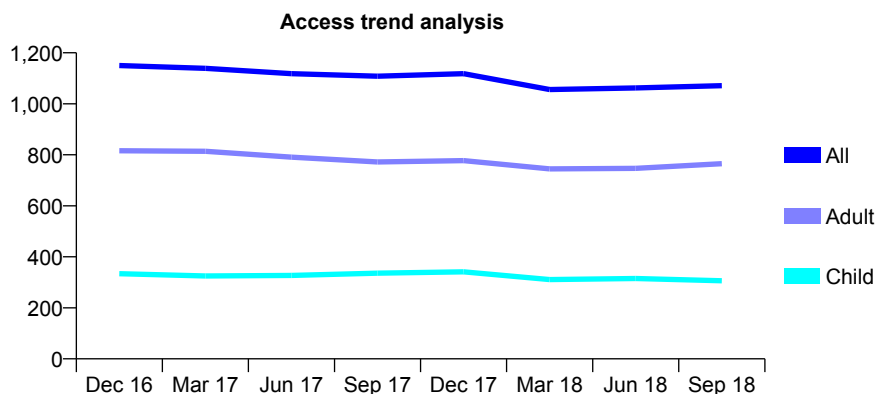
Q51 - Vital Signs At a Glance Contract Report for 108022/0005 - September 2018

Name or company name	P B Robinson Doncaster Ltd
Contract type name	GDS Contract
Purpose of contract	General
Contract start date	01/11/2011
Contract end date	

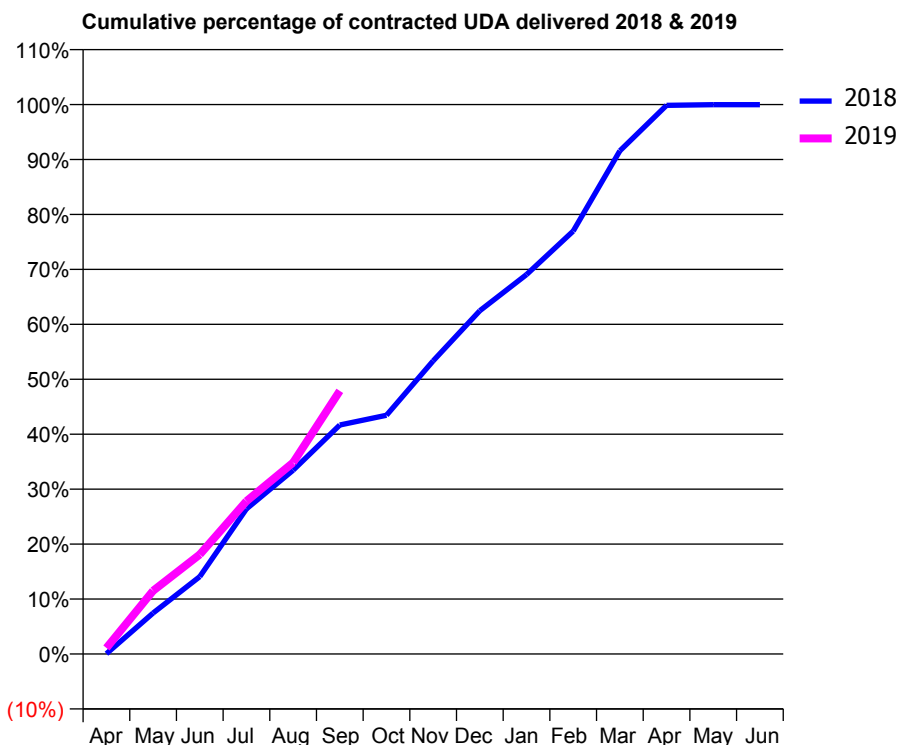
18/19 Contracted general activity (UDA)	3,346
Carry forward general activity (UDA)	0
18/19 Contracted orthodontic activity (UOA)	0
Carry forward orthodontic activity (UOA)	0
Baseline contract value	£87,690.21

ACCESS*

Patients seen in 24 months	Total	Change since previous quarter
Quarter ending September 2017	1,108	
Quarter ending December 2017	1,118	→
Quarter ending March 2018	1,056	↓
Quarter ending June 2018	1,062	→
Quarter ending September 2018	1,071	→
Variance since September 2017	(3.3%)	↓



ACTIVITY



Month	Adjusted Scheduled Activity (UDA)	
	2018	2019
April	2	37
May	250	385
June	471	606
July	884	931
August	1,119	1,166
September	1,394	1,603
October	1,454	
November	1,785	
December	2,090	
January	2,311	
February	2,575	
March	3,064	
April	3,341	
May	3,345	
June	3,345	

QUALITY

	Quantity	Base Number	Contract	AT	Region	England
% of FP17s for the same patient ID Re-attending within 3 months - Children	44	220	20.0%	9.3%	12.2%	11.6%
% of FP17s for the same patient ID Re-attending within 3 months - Adults	66	491	13.4%	13.4%	15.8%	15.5%
% of FP17s for the same patient ID Re-attending between 3 & 9 months - Children	94	220	42.7%	60.3%	60.3%	58.8%
% of FP17s for the same patient ID Re-attending between 3 & 9 months - Adults	184	491	37.5%	54.5%	53.5%	51.1%
% of FP17s for Band 1 Urgent Courses	46	622	7.4%	7.2%	9.1%	9.0%
% of FP17s Relating to Free Repair or Replacements	10	622	1.6%	1.2%	1.0%	0.8%
% of FP17s Relating to Continuations	6	622	1.0%	1.1%	1.0%	0.9%
% of Patients satisfied with the dentistry they have received	0	0	N/A	94.2%	93.6%	93.3%
% of Patients satisfied with the time they had to wait for an appointment	0	0	N/A	88.8%	89.8%	88.9%

* This is based on patients treated on this contract for their most recent course of treatment. Figures in italics indicate the base number of FP17s or Patient Questionnaire responses are less than 100. N/A is shown where the base number of responses is less than 10 during the period. % is calculated as Quantity/Base number*100

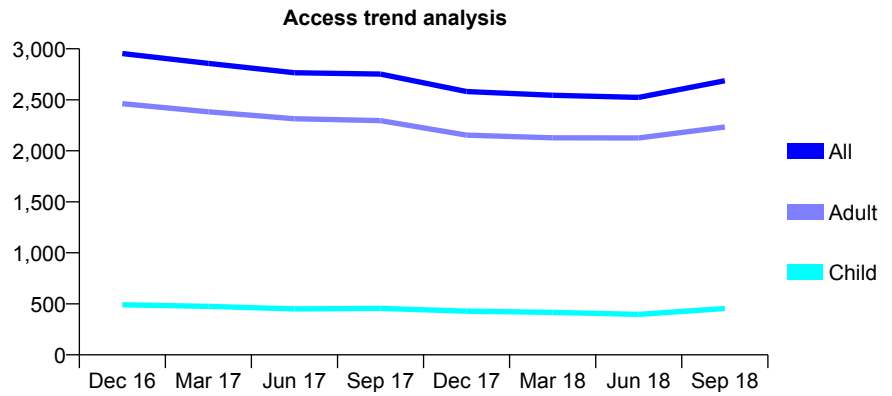
Q51 - Vital Signs At a Glance Contract Report for 108022/0006 - September 2018

Name or company name	P B Robinson Doncaster Ltd
Contract type name	GDS Contract
Purpose of contract	General
Contract start date	01/11/2011
Contract end date	

18/19 Contracted general activity (UDA)	8,800
Carry forward general activity (UDA)	0
18/19 Contracted orthodontic activity (UOA)	0
Carry forward orthodontic activity (UOA)	0
Baseline contract value	£251,835.95

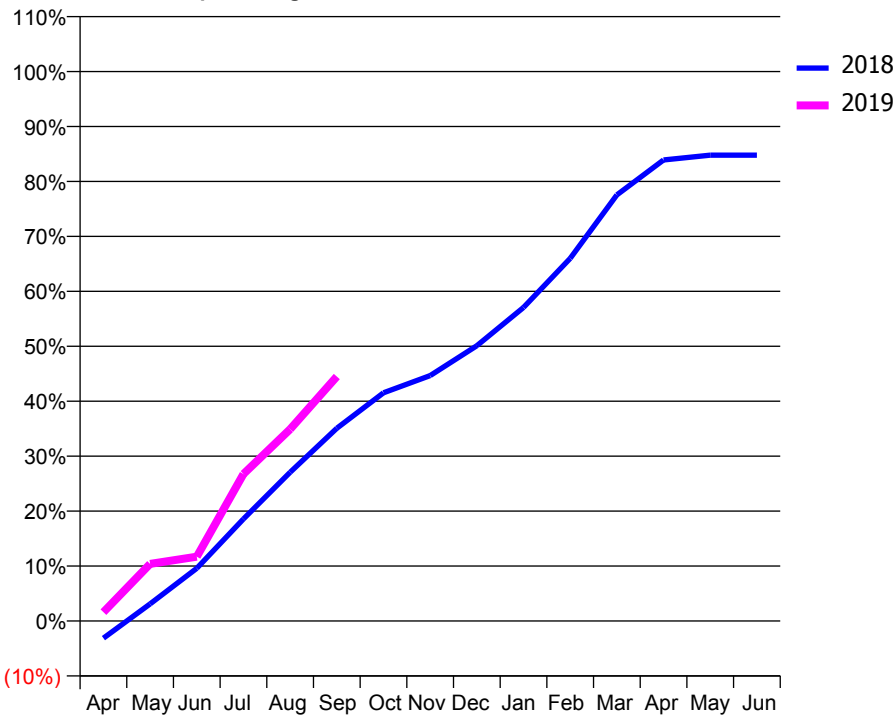
ACCESS*

Patients seen in 24 months	Total	Change since previous quarter
Quarter ending September 2017	2,752	
Quarter ending December 2017	2,581	↓
Quarter ending March 2018	2,544	↓
Quarter ending June 2018	2,523	→
Quarter ending September 2018	2,687	↑
Variance since September 2017	(2.4%)	↓



ACTIVITY

Cumulative percentage of contracted UDA delivered 2018 & 2019



Month	Adjusted Scheduled Activity (UDA)	
	2018	2019
April	-276	142
May	274	915
June	844	1,030
July	1,636	2,354
August	2,383	3,071
September	3,087	3,916
October	3,655	
November	3,931	
December	4,408	
January	5,021	
February	5,808	
March	6,825	
April	7,384	
May	7,461	
June	7,461	

QUALITY

	Quantity	Base Number	Contract	AT	Region	England
% of FP17s for the same patient ID Re-attending within 3 months - Children	17	293	5.8%	9.3%	12.2%	11.6%
% of FP17s for the same patient ID Re-attending within 3 months - Adults	131	1,301	10.1%	13.4%	15.8%	15.5%
% of FP17s for the same patient ID Re-attending between 3 & 9 months - Children	105	293	35.8%	60.3%	60.3%	58.8%
% of FP17s for the same patient ID Re-attending between 3 & 9 months - Adults	443	1,301	34.1%	54.5%	53.5%	51.1%
% of FP17s for Band 1 Urgent Courses	115	1,400	8.2%	7.2%	9.1%	9.0%
% of FP17s Relating to Free Repair or Replacements	4	1,400	0.3%	1.2%	1.0%	0.8%
% of FP17s Relating to Continuations	14	1,400	1.0%	1.1%	1.0%	0.9%
% of Patients satisfied with the dentistry they have received	3	3	N/A	94.2%	93.6%	93.3%
% of Patients satisfied with the time they had to wait for an appointment	3	3	N/A	88.8%	89.8%	88.9%

* This is based on patients treated on this contract for their most recent course of treatment. Figures in italics indicate the base number of FP17s or Patient Questionnaire responses are less than 100. N/A is shown where the base number of responses is less than 10 during the period. % is calculated as Quantity/Base number*100

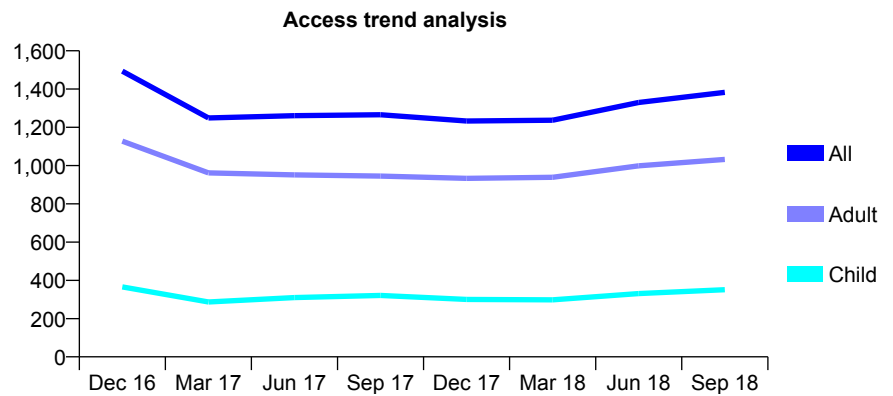
Q51 - Vital Signs At a Glance Contract Report for 108022/0007 - September 2018

Name or company name	P B Robinson Doncaster Ltd
Contract type name	GDS Contract
Purpose of contract	General
Contract start date	01/02/2013
Contract end date	

18/19 Contracted general activity (UDA)	5,120
Carry forward general activity (UDA)	0
18/19 Contracted orthodontic activity (UOA)	0
Carry forward orthodontic activity (UOA)	0
Baseline contract value	£163,264.24

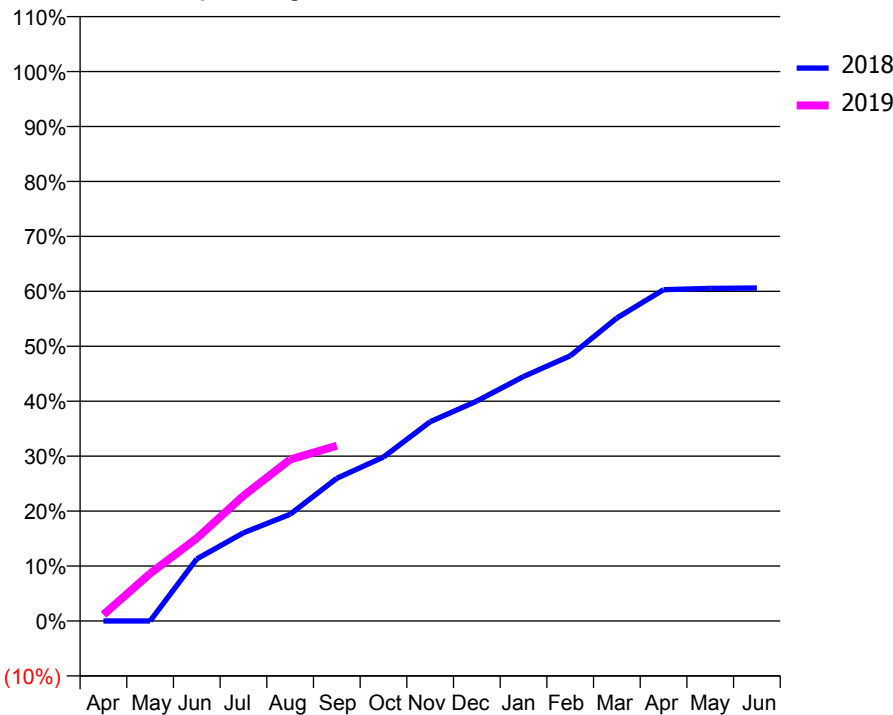
ACCESS*

Patients seen in 24 months	Total	Change since previous quarter
Quarter ending September 2017	1,266	
Quarter ending December 2017	1,233	↓
Quarter ending March 2018	1,237	→
Quarter ending June 2018	1,330	↑
Quarter ending September 2018	1,383	↑
Variance since September 2017	9.2%	↑



ACTIVITY

Cumulative percentage of contracted UDA delivered 2018 & 2019



Month	Adjusted Scheduled Activity (UDA)	
	2018	2019
April	0	59
May	0	443
June	578	771
July	821	1,168
August	995	1,505
September	1,330	1,633
October	1,527	
November	1,857	
December	2,050	
January	2,279	
February	2,471	
March	2,823	
April	3,087	
May	3,099	
June	3,103	

QUALITY

	Quantity	Base Number	Contract	AT	Region	England
% of FP17s for the same patient ID Re-attending within 3 months - Children	21	223	9.4%	9.3%	12.2%	11.6%
% of FP17s for the same patient ID Re-attending within 3 months - Adults	100	684	14.6%	13.4%	15.8%	15.5%
% of FP17s for the same patient ID Re-attending between 3 & 9 months - Children	77	223	34.5%	60.3%	60.3%	58.8%
% of FP17s for the same patient ID Re-attending between 3 & 9 months - Adults	273	684	39.9%	54.5%	53.5%	51.1%
% of FP17s for Band 1 Urgent Courses	112	798	14.0%	7.2%	9.1%	9.0%
% of FP17s Relating to Free Repair or Replacements	7	798	0.9%	1.2%	1.0%	0.8%
% of FP17s Relating to Continuations	27	798	3.4%	1.1%	1.0%	0.9%
% of Patients satisfied with the dentistry they have received	0	0	N/A	94.2%	93.6%	93.3%
% of Patients satisfied with the time they had to wait for an appointment	0	0	N/A	88.8%	89.8%	88.9%

* This is based on patients treated on this contract for their most recent course of treatment. Figures in italics indicate the base number of FP17s or Patient Questionnaire responses are less than 100. N/A is shown where the base number of responses is less than 10 during the period. % is calculated as Quantity/Base number*100

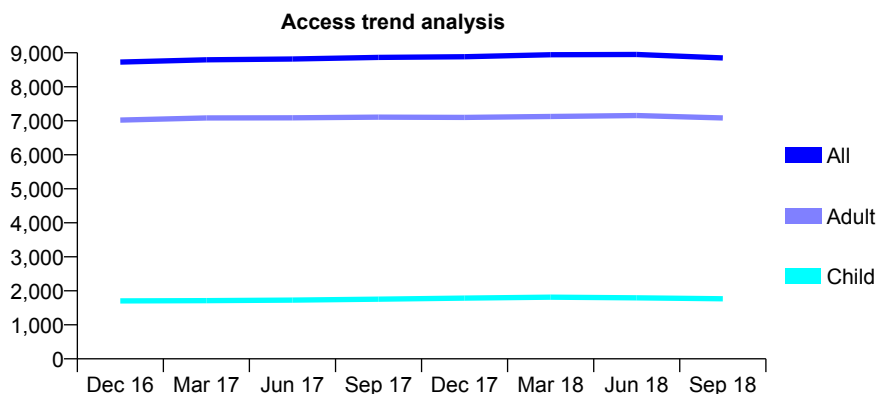
Q51 - Vital Signs At a Glance Contract Report for 109134/0001 - September 2018

Name or company name	Number 9 Dental Care Ltd
Contract type name	GDS Contract
Purpose of contract	General
Contract start date	01/06/2014
Contract end date	

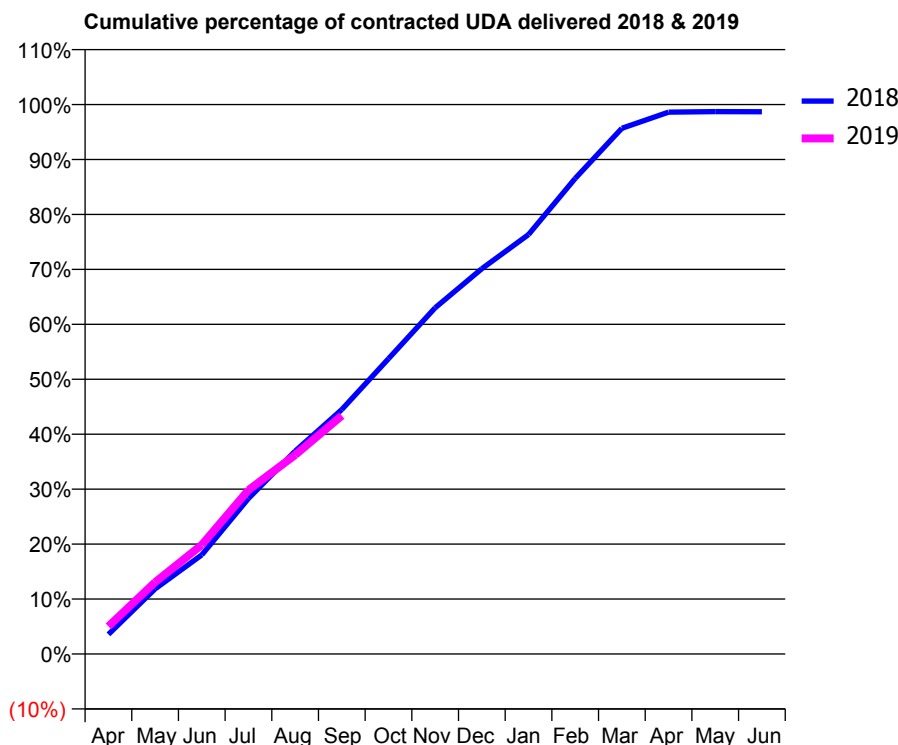
18/19 Contracted general activity (UDA)	27,894
Carry forward general activity (UDA)	0
18/19 Contracted orthodontic activity (UOA)	0
Carry forward orthodontic activity (UOA)	0
Baseline contract value	£789,612.10

ACCESS*

Patients seen in 24 months	Total	Change since previous quarter
Quarter ending September 2017	8,863	
Quarter ending December 2017	8,886	→
Quarter ending March 2018	8,942	→
Quarter ending June 2018	8,951	→
Quarter ending September 2018	8,849	↓
Variance since September 2017	(0.2%)	→



ACTIVITY



Adjusted Scheduled Activity (UDA)		
Month	2018	2019
April	999	1,403
May	3,310	3,642
June	5,035	5,541
July	7,894	8,320
August	10,299	10,100
September	12,410	12,101
October	14,993	
November	17,575	
December	19,557	
January	21,290	
February	24,142	
March	26,690	
April	27,503	
May	27,533	
June	27,529	

QUALITY

	Quantity	Base Number	Contract	AT	Region	England
% of FP17s for the same patient ID Re-attending within 3 months - Children	117	1,418	8.3%	9.3%	12.2%	11.6%
% of FP17s for the same patient ID Re-attending within 3 months - Adults	696	5,556	12.5%	13.4%	15.8%	15.5%
% of FP17s for the same patient ID Re-attending between 3 & 9 months - Children	893	1,418	63.0%	60.3%	60.3%	58.8%
% of FP17s for the same patient ID Re-attending between 3 & 9 months - Adults	3,345	5,556	60.2%	54.5%	53.5%	51.1%
% of FP17s for Band 1 Urgent Courses	396	6,538	6.1%	7.2%	9.1%	9.0%
% of FP17s Relating to Free Repair or Replacements	85	6,538	1.3%	1.2%	1.0%	0.8%
% of FP17s Relating to Continuations	43	6,538	0.7%	1.1%	1.0%	0.9%
% of Patients satisfied with the dentistry they have received	11	12	91.7%	94.2%	93.6%	93.3%
% of Patients satisfied with the time they had to wait for an appointment	11	12	91.7%	88.8%	89.8%	88.9%

* This is based on patients treated on this contract for their most recent course of treatment. Figures in italics indicate the base number of FP17s or Patient Questionnaire responses are less than 100. N/A is shown where the base number of responses is less than 10 during the period. % is calculated as Quantity/Base number*100

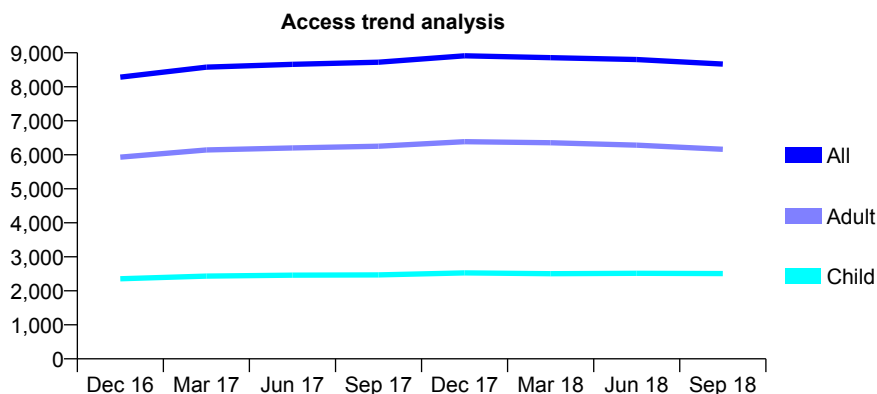
Q51 - Vital Signs At a Glance Contract Report for 109630/0001 - September 2018

Name or company name	TSJ Smile Limited
Contract type name	GDS Contract
Purpose of contract	General
Contract start date	01/04/2012
Contract end date	

18/19 Contracted general activity (UDA)	25,537
Carry forward general activity (UDA)	0
18/19 Contracted orthodontic activity (UOA)	0
Carry forward orthodontic activity (UOA)	0
Baseline contract value	£726,249.41

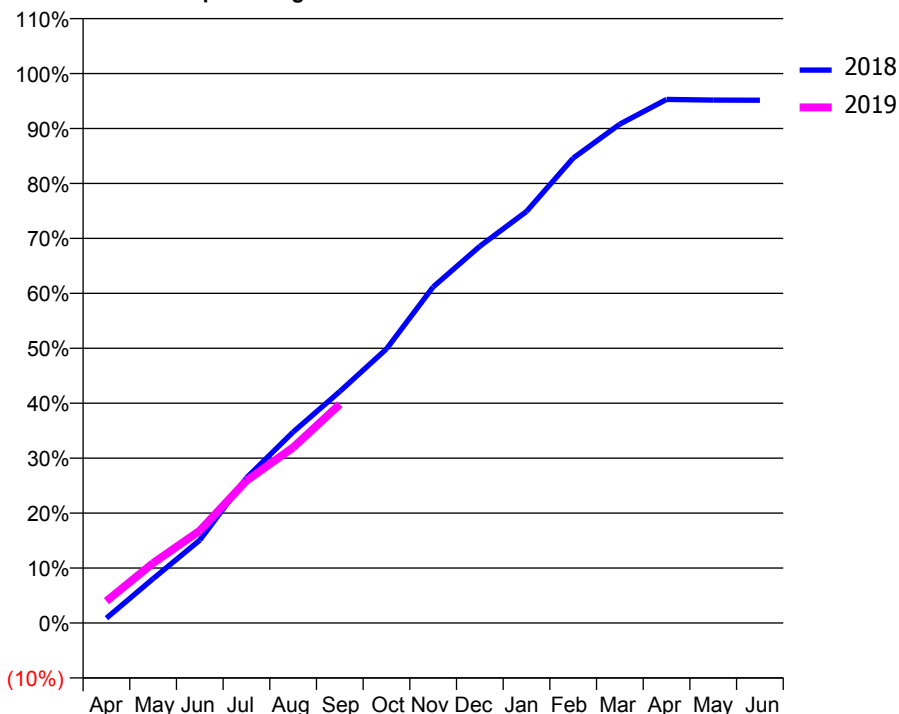
ACCESS*

Patients seen in 24 months	Total	Change since previous quarter
Quarter ending September 2017	8,724	
Quarter ending December 2017	8,912	↑
Quarter ending March 2018	8,856	→
Quarter ending June 2018	8,801	→
Quarter ending September 2018	8,669	↓
Variance since September 2017	(0.6%)	→



ACTIVITY

Cumulative percentage of contracted UDA delivered 2018 & 2019



Adjusted Scheduled Activity (UDA)

Month	2018	2019
April	225	1,018
May	2,061	2,788
June	3,851	4,292
July	6,748	6,618
August	8,880	8,161
September	10,762	10,164
October	12,739	
November	15,623	
December	17,510	
January	19,129	
February	21,605	
March	23,189	
April	24,332	
May	24,300	
June	24,297	

QUALITY

	Quantity	Base Number	Contract	AT	Region	England
% of FP17s for the same patient ID Re-attending within 3 months - Children	171	1,932	8.9%	9.3%	12.2%	11.6%
% of FP17s for the same patient ID Re-attending within 3 months - Adults	576	4,124	14.0%	13.4%	15.8%	15.5%
% of FP17s for the same patient ID Re-attending between 3 & 9 months - Children	1,199	1,932	62.1%	60.3%	60.3%	58.8%
% of FP17s for the same patient ID Re-attending between 3 & 9 months - Adults	2,309	4,124	56.0%	54.5%	53.5%	51.1%
% of FP17s for Band 1 Urgent Courses	464	5,176	9.0%	7.2%	9.1%	9.0%
% of FP17s Relating to Free Repair or Replacements	69	5,176	1.3%	1.2%	1.0%	0.8%
% of FP17s Relating to Continuations	30	5,176	0.6%	1.1%	1.0%	0.9%
% of Patients satisfied with the dentistry they have received	5	5	N/A	94.2%	93.6%	93.3%
% of Patients satisfied with the time they had to wait for an appointment	5	5	N/A	88.8%	89.8%	88.9%

* This is based on patients treated on this contract for their most recent course of treatment. Figures in italics indicate the base number of FP17s or Patient Questionnaire responses are less than 100. N/A is shown where the base number of responses is less than 10 during the period. % is calculated as Quantity/Base number*100

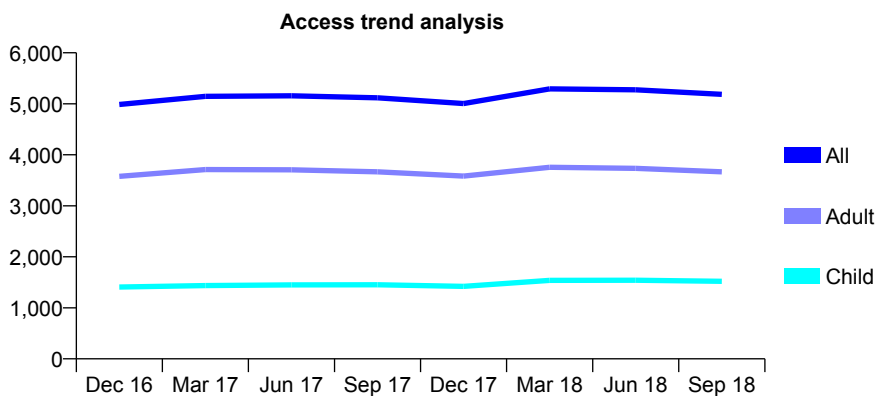
Q51 - Vital Signs At a Glance Contract Report for 109630/0002 - September 2018

Name or company name	TSJ Smile Limited
Contract type name	GDS Contract
Purpose of contract	General
Contract start date	01/04/2012
Contract end date	

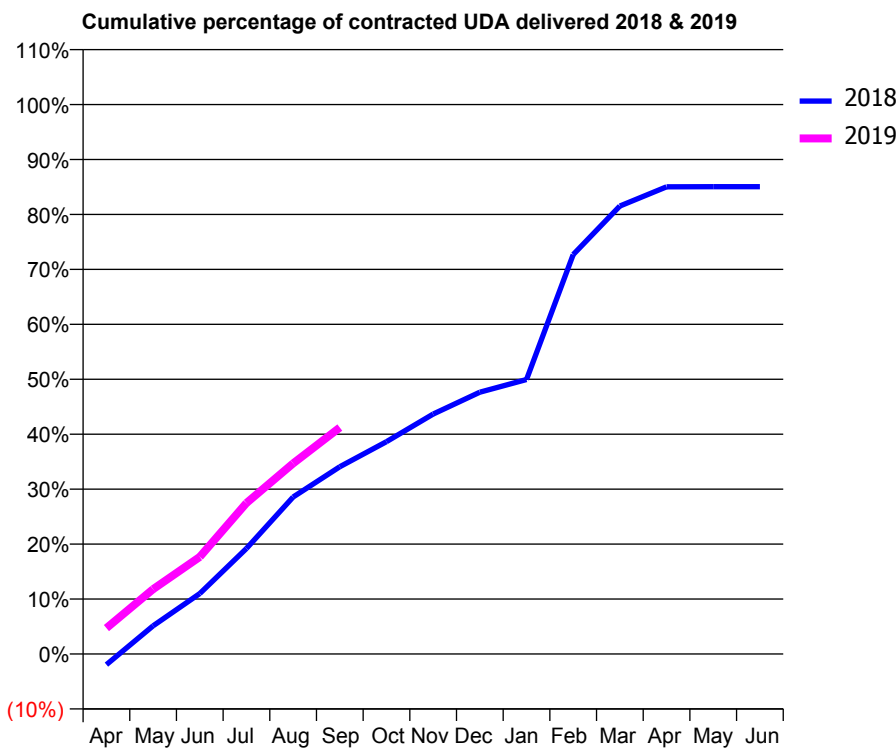
18/19 Contracted general activity (UDA)	15,000
Carry forward general activity (UDA)	0
18/19 Contracted orthodontic activity (UOA)	0
Carry forward orthodontic activity (UOA)	0
Baseline contract value	£420,610.10

ACCESS*

Patients seen in 24 months	Total	Change since previous quarter
Quarter ending September 2017	5,118	
Quarter ending December 2017	5,004	↓
Quarter ending March 2018	5,294	↑
Quarter ending June 2018	5,275	→
Quarter ending September 2018	5,185	↓
Variance since September 2017	1.3%	→



ACTIVITY



Adjusted Scheduled Activity (UDA)		
Month	2018	2019
April	-292	708
May	771	1,773
June	1,652	2,652
July	2,883	4,124
August	4,288	5,203
September	5,113	6,184
October	5,797	
November	6,551	
December	7,148	
January	7,492	
February	10,905	
March	12,228	
April	12,755	
May	12,756	
June	12,756	

QUALITY

	Quantity	Base Number	Contract	AT	Region	England
% of FP17s for the same patient ID Re-attending within 3 months - Children	108	1,071	10.1%	9.3%	12.2%	11.6%
% of FP17s for the same patient ID Re-attending within 3 months - Adults	447	2,422	18.5%	13.4%	15.8%	15.5%
% of FP17s for the same patient ID Re-attending between 3 & 9 months - Children	653	1,071	61.0%	60.3%	60.3%	58.8%
% of FP17s for the same patient ID Re-attending between 3 & 9 months - Adults	1,287	2,422	53.1%	54.5%	53.5%	51.1%
% of FP17s for Band 1 Urgent Courses	404	3,261	12.4%	7.2%	9.1%	9.0%
% of FP17s Relating to Free Repair or Replacements	70	3,261	2.1%	1.2%	1.0%	0.8%
% of FP17s Relating to Continuations	62	3,261	1.9%	1.1%	1.0%	0.9%
% of Patients satisfied with the dentistry they have received	2	2	N/A	94.2%	93.6%	93.3%
% of Patients satisfied with the time they had to wait for an appointment	2	2	N/A	88.8%	89.8%	88.9%

* This is based on patients treated on this contract for their most recent course of treatment. Figures in italics indicate the base number of FP17s or Patient Questionnaire responses are less than 100. N/A is shown where the base number of responses is less than 10 during the period. % is calculated as Quantity/Base number*100

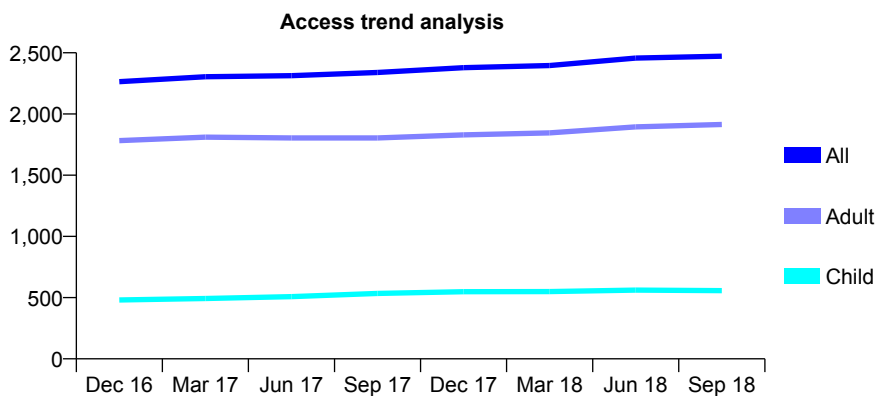
Q51 - Vital Signs At a Glance Contract Report for 109630/0006 - September 2018

Name or company name	TSJ Smile Limited
Contract type name	GDS Contract
Purpose of contract	General
Contract start date	01/12/2012
Contract end date	

18/19 Contracted general activity (UDA)	7,500
Carry forward general activity (UDA)	0
18/19 Contracted orthodontic activity (UOA)	0
Carry forward orthodontic activity (UOA)	0
Baseline contract value	£210,305.04

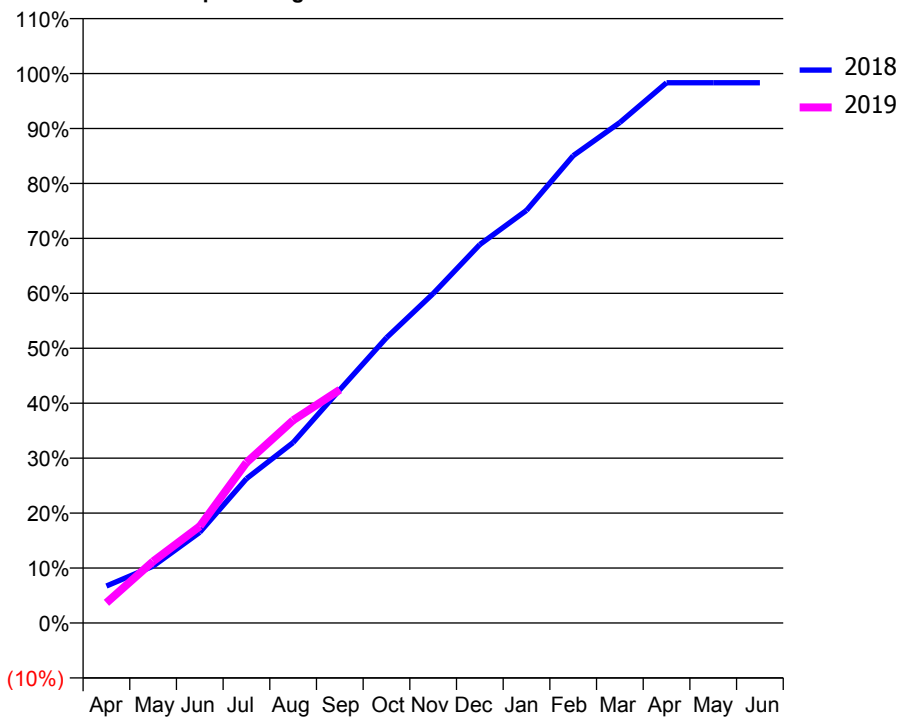
ACCESS*

Patients seen in 24 months	Total	Change since previous quarter
Quarter ending September 2017	2,339	
Quarter ending December 2017	2,378	→
Quarter ending March 2018	2,396	→
Quarter ending June 2018	2,457	↑
Quarter ending September 2018	2,472	→
Variance since September 2017	5.7%	↑



ACTIVITY

Cumulative percentage of contracted UDA delivered 2018 & 2019



Adjusted Scheduled Activity (UDA)

Month	2018	2019
April	505	276
May	777	842
June	1,239	1,321
July	1,969	2,190
August	2,463	2,768
September	3,184	3,184
October	3,893	
November	4,497	
December	5,167	
January	5,631	
February	6,377	
March	6,831	
April	7,373	
May	7,373	
June	7,373	

QUALITY

	Quantity	Base Number	Contract	AT	Region	England
% of FP17s for the same patient ID Re-attending within 3 months - Children	15	414	3.6%	9.3%	12.2%	11.6%
% of FP17s for the same patient ID Re-attending within 3 months - Adults	87	1,366	6.4%	13.4%	15.8%	15.5%
% of FP17s for the same patient ID Re-attending between 3 & 9 months - Children	252	414	60.9%	60.3%	60.3%	58.8%
% of FP17s for the same patient ID Re-attending between 3 & 9 months - Adults	809	1,366	59.2%	54.5%	53.5%	51.1%
% of FP17s for Band 1 Urgent Courses	34	1,602	2.1%	7.2%	9.1%	9.0%
% of FP17s Relating to Free Repair or Replacements	18	1,602	1.1%	1.2%	1.0%	0.8%
% of FP17s Relating to Continuations	20	1,602	1.2%	1.1%	1.0%	0.9%
% of Patients satisfied with the dentistry they have received	2	2	N/A	94.2%	93.6%	93.3%
% of Patients satisfied with the time they had to wait for an appointment	2	2	N/A	88.8%	89.8%	88.9%

* This is based on patients treated on this contract for their most recent course of treatment. Figures in italics indicate the base number of FP17s or Patient Questionnaire responses are less than 100. N/A is shown where the base number of responses is less than 10 during the period. % is calculated as Quantity/Base number*100

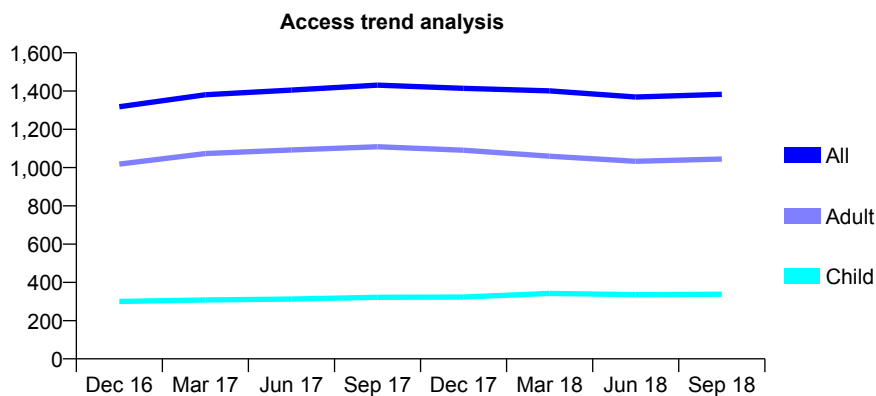
Q51 - Vital Signs At a Glance Contract Report for 109630/0007 - September 2018

Name or company name	TSJ Smile Limited
Contract type name	GDS Contract
Purpose of contract	General
Contract start date	01/10/2015
Contract end date	

18/19 Contracted general activity (UDA)	6,086
Carry forward general activity (UDA)	0
18/19 Contracted orthodontic activity (UOA)	0
Carry forward orthodontic activity (UOA)	0
Baseline contract value	£170,655.52

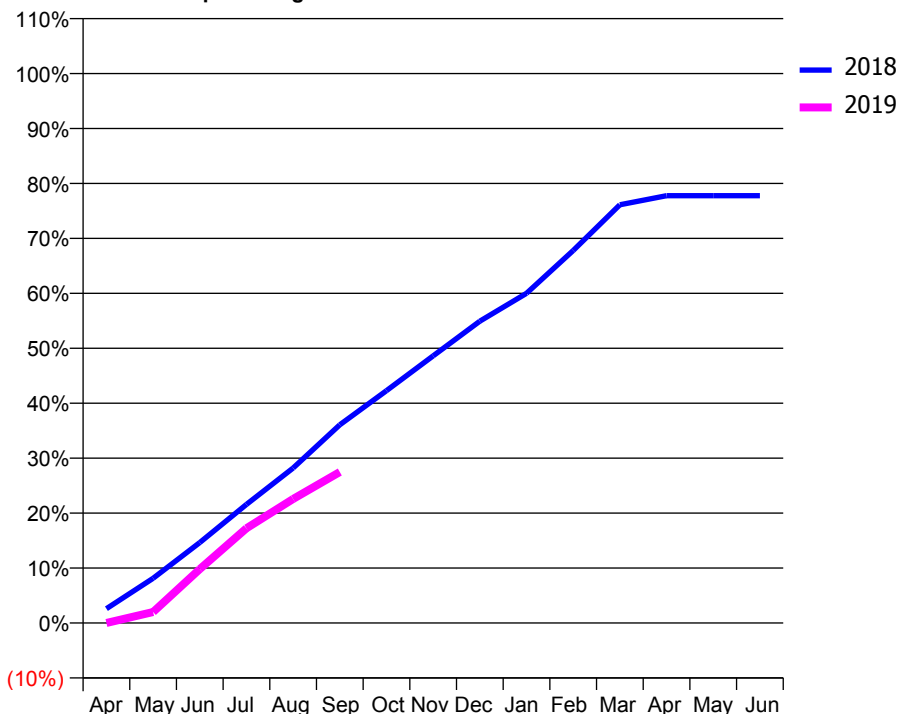
ACCESS*

Patients seen in 24 months	Total	Change since previous quarter
Quarter ending September 2017	1,431	
Quarter ending December 2017	1,414	↓
Quarter ending March 2018	1,401	→
Quarter ending June 2018	1,369	↓
Quarter ending September 2018	1,383	→
Variance since September 2017	(3.4%)	↓



ACTIVITY

Cumulative percentage of contracted UDA delivered 2018 & 2019



Month	Adjusted Scheduled Activity (UDA)	
	2018	2019
April	158	0
May	495	122
June	891	597
July	1,314	1,050
August	1,717	1,374
September	2,195	1,672
October	2,574	
November	2,959	
December	3,342	
January	3,651	
February	4,125	
March	4,632	
April	4,733	
May	4,733	
June	4,733	

QUALITY

	Quantity	Base Number	Contract	AT	Region	England
% of FP17s for the same patient ID Re-attending within 3 months - Children	16	267	6.0%	9.3%	12.2%	11.6%
% of FP17s for the same patient ID Re-attending within 3 months - Adults	81	741	10.9%	13.4%	15.8%	15.5%
% of FP17s for the same patient ID Re-attending between 3 & 9 months - Children	182	267	68.2%	60.3%	60.3%	58.8%
% of FP17s for the same patient ID Re-attending between 3 & 9 months - Adults	500	741	67.5%	54.5%	53.5%	51.1%
% of FP17s for Band 1 Urgent Courses	91	960	9.5%	7.2%	9.1%	9.0%
% of FP17s Relating to Free Repair or Replacements	6	960	0.6%	1.2%	1.0%	0.8%
% of FP17s Relating to Continuations	5	960	0.5%	1.1%	1.0%	0.9%
% of Patients satisfied with the dentistry they have received	0	0	N/A	94.2%	93.6%	93.3%
% of Patients satisfied with the time they had to wait for an appointment	0	0	N/A	88.8%	89.8%	88.9%

* This is based on patients treated on this contract for their most recent course of treatment. Figures in italics indicate the base number of FP17s or Patient Questionnaire responses are less than 100. N/A is shown where the base number of responses is less than 10 during the period. % is calculated as Quantity/Base number*100

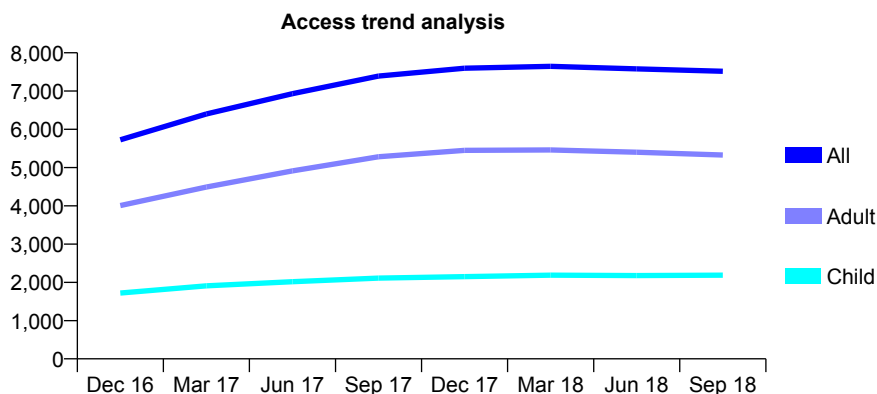
Q51 - Vital Signs At a Glance Contract Report for 109630/0008 - September 2018

Name or company name	TSJ Smile Limited
Contract type name	GDS Contract
Purpose of contract	General
Contract start date	01/10/2015
Contract end date	

18/19 Contracted general activity (UDA)	24,500
Carry forward general activity (UDA)	0
18/19 Contracted orthodontic activity (UOA)	0
Carry forward orthodontic activity (UOA)	0
Baseline contract value	£686,964.74

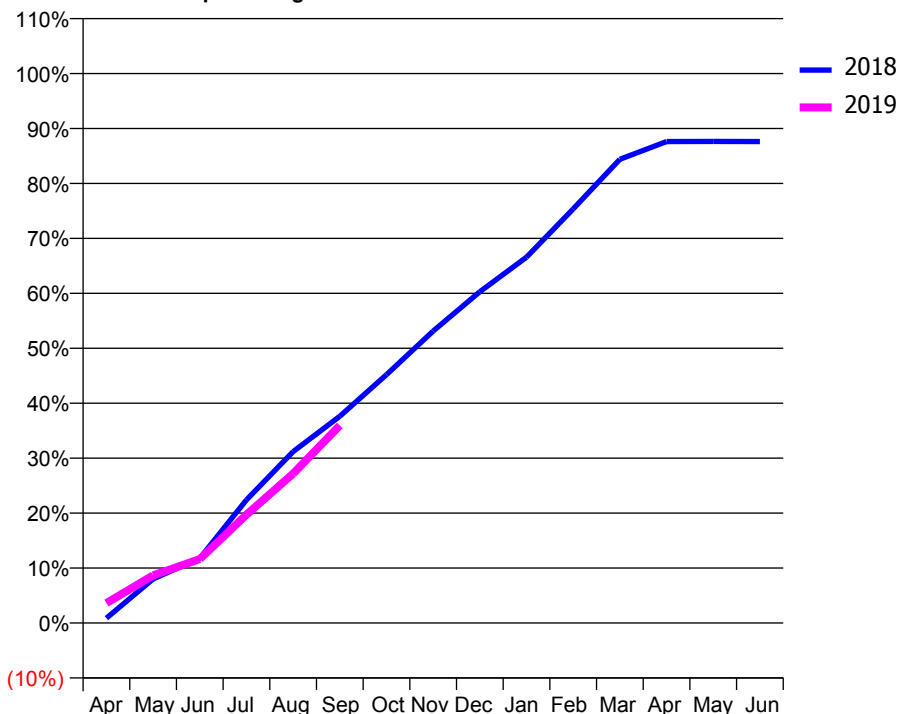
ACCESS*

Patients seen in 24 months	Total	Change since previous quarter
Quarter ending September 2017	7,393	
Quarter ending December 2017	7,598	↑
Quarter ending March 2018	7,646	→
Quarter ending June 2018	7,581	→
Quarter ending September 2018	7,516	→
Variance since September 2017	1.7%	→



ACTIVITY

Cumulative percentage of contracted UDA delivered 2018 & 2019



Month	Adjusted Scheduled Activity (UDA)	
	2018	2019
April	215	888
May	1,965	2,124
June	2,888	2,852
July	5,493	4,828
August	7,643	6,664
September	9,219	8,806
October	11,071	
November	13,020	
December	14,771	
January	16,309	
February	18,464	
March	20,673	
April	21,468	
May	21,471	
June	21,468	

QUALITY

	Quantity	Base Number	Contract	AT	Region	England
% of FP17s for the same patient ID Re-attending within 3 months - Children	171	1,401	12.2%	9.3%	12.2%	11.6%
% of FP17s for the same patient ID Re-attending within 3 months - Adults	474	3,035	15.6%	13.4%	15.8%	15.5%
% of FP17s for the same patient ID Re-attending between 3 & 9 months - Children	761	1,401	54.3%	60.3%	60.3%	58.8%
% of FP17s for the same patient ID Re-attending between 3 & 9 months - Adults	1,515	3,035	49.9%	54.5%	53.5%	51.1%
% of FP17s for Band 1 Urgent Courses	611	4,130	14.8%	7.2%	9.1%	9.0%
% of FP17s Relating to Free Repair or Replacements	38	4,130	0.9%	1.2%	1.0%	0.8%
% of FP17s Relating to Continuations	39	4,130	0.9%	1.1%	1.0%	0.9%
% of Patients satisfied with the dentistry they have received	2	3	N/A	94.2%	93.6%	93.3%
% of Patients satisfied with the time they had to wait for an appointment	3	3	N/A	88.8%	89.8%	88.9%

* This is based on patients treated on this contract for their most recent course of treatment. Figures in italics indicate the base number of FP17s or Patient Questionnaire responses are less than 100. N/A is shown where the base number of responses is less than 10 during the period. % is calculated as Quantity/Base number*100

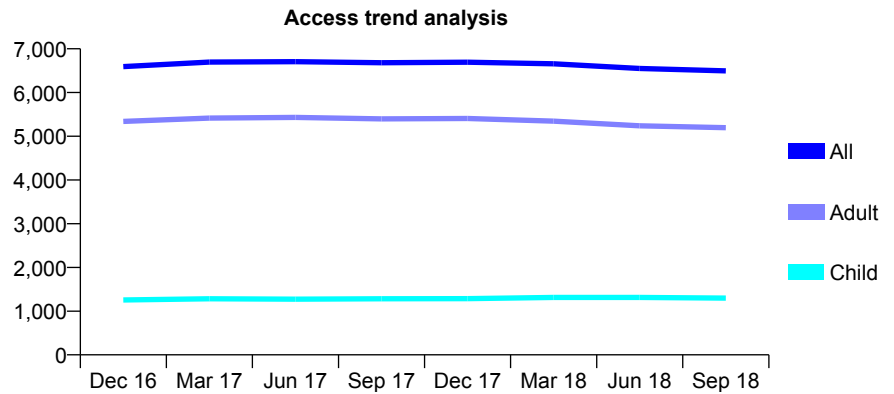
Q51 - Vital Signs At a Glance Contract Report for 109983/0001 - September 2018

Name or company name	Smile Create Ltd
Contract type name	GDS Contract
Purpose of contract	General and Orthodontic
Contract start date	01/04/2012
Contract end date	

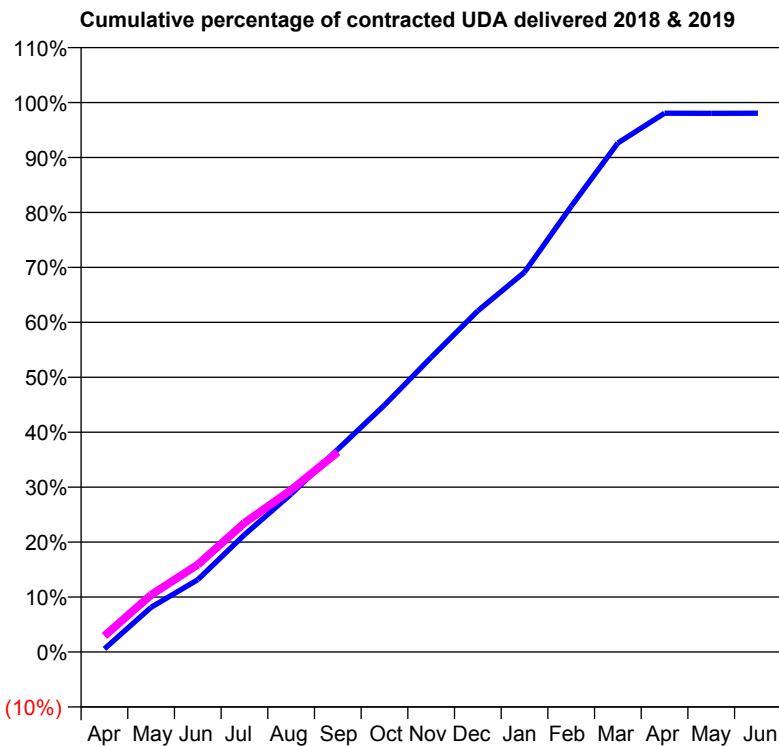
18/19 Contracted general activity (UDA)	15,796
Carry forward general activity (UDA)	0
18/19 Contracted orthodontic activity (UOA)	1,575
Carry forward orthodontic activity (UOA)	0
Baseline contract value	£555,377.07

ACCESS*

Patients seen in 24 months	Total	Change since previous quarter
Quarter ending September 2017	6,681	
Quarter ending December 2017	6,692	→
Quarter ending March 2018	6,657	→
Quarter ending June 2018	6,550	↓
Quarter ending September 2018	6,496	→
Variance since September 2017	(2.8%)	↓



ACTIVITY



Month	Adjusted Scheduled Activity (UDA)	
	2018	2019
April	90	462
May	1,287	1,643
June	2,079	2,513
July	3,371	3,713
August	4,539	4,659
September	5,827	5,747
October	7,097	
November	8,471	
December	9,808	
January	10,920	
February	12,813	
March	14,632	
April	15,488	
May	15,485	
June	15,486	

QUALITY

	Quantity	Base Number	Contract	AT	Region	England
% of FP17s for the same patient ID Re-attending within 3 months - Children	101	956	10.6%	9.3%	12.2%	11.6%
% of FP17s for the same patient ID Re-attending within 3 months - Adults	472	3,109	15.2%	13.4%	15.8%	15.5%
% of FP17s for the same patient ID Re-attending between 3 & 9 months - Children	542	956	56.7%	60.3%	60.3%	58.8%
% of FP17s for the same patient ID Re-attending between 3 & 9 months - Adults	1,534	3,109	49.3%	54.5%	53.5%	51.1%
% of FP17s for Band 1 Urgent Courses	245	3,127	7.8%	7.2%	9.1%	9.0%
% of FP17s Relating to Free Repair or Replacements	36	3,127	1.2%	1.2%	1.0%	0.8%
% of FP17s Relating to Continuations	9	3,127	0.3%	1.1%	1.0%	0.9%
% of Patients satisfied with the dentistry they have received	6	6	N/A	94.2%	93.6%	93.3%
% of Patients satisfied with the time they had to wait for an appointment	6	6	N/A	88.8%	89.8%	88.9%

* This is based on patients treated on this contract for their most recent course of treatment. Figures in italics indicate the base number of FP17s or Patient Questionnaire responses are less than 100. N/A is shown where the base number of responses is less than 10 during the period. % is calculated as Quantity/Base number*100

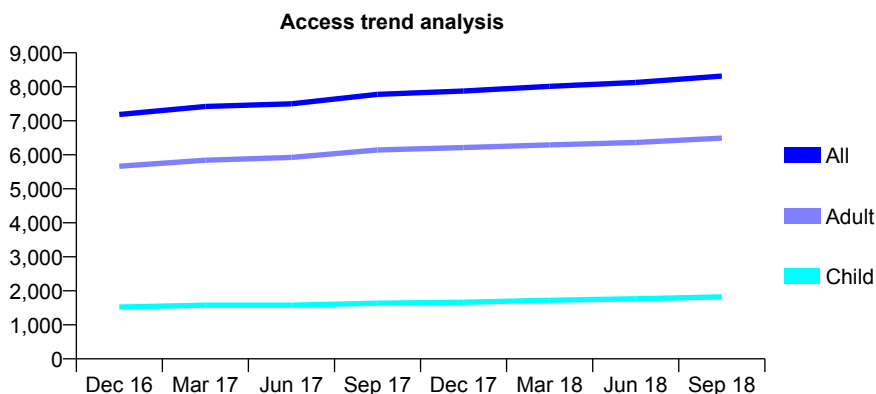
Q51 - Vital Signs At a Glance Contract Report for 110590/0001 - September 2018

Name or company name	London Road Dental Practice Partnership
Contract type name	GDS Contract
Purpose of contract	General
Contract start date	01/04/2012
Contract end date	

18/19 Contracted general activity (UDA)	23,897
Carry forward general activity (UDA)	0
18/19 Contracted orthodontic activity (UOA)	0
Carry forward orthodontic activity (UOA)	0
Baseline contract value	£764,217.18

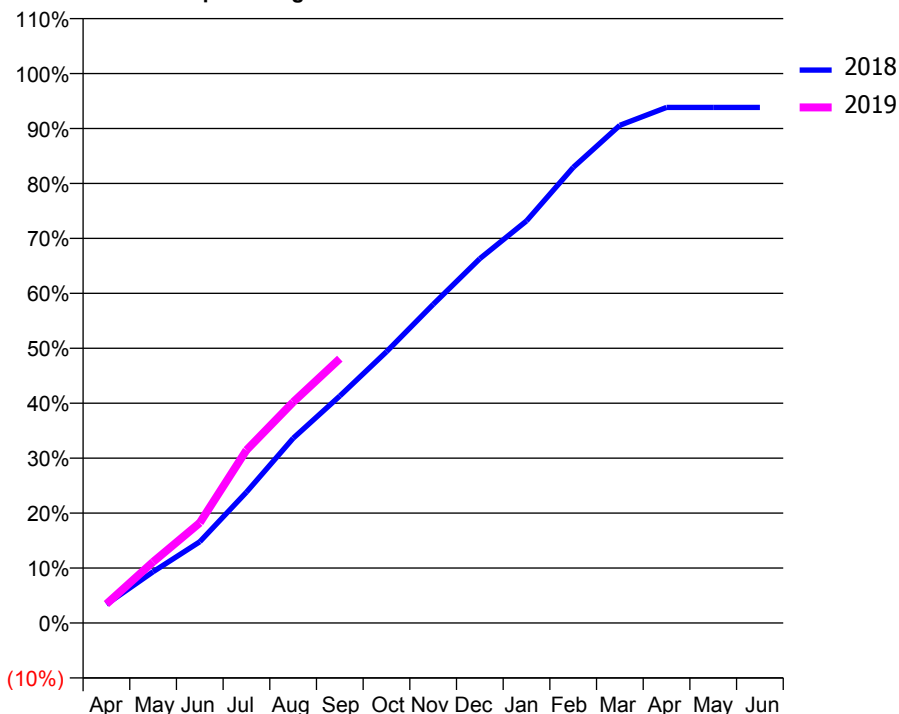
ACCESS*

Patients seen in 24 months	Total	Change since previous quarter
Quarter ending September 2017	7,779	
Quarter ending December 2017	7,878	→
Quarter ending March 2018	8,015	→
Quarter ending June 2018	8,128	→
Quarter ending September 2018	8,314	↑
Variance since September 2017	6.9%	↑



ACTIVITY

Cumulative percentage of contracted UDA delivered 2018 & 2019



Month	Adjusted Scheduled Activity (UDA)	
	2018	2019
April	815	827
May	2,228	2,659
June	3,535	4,359
July	5,691	7,519
August	8,035	9,609
September	9,875	11,495
October	11,799	
November	13,859	
December	15,846	
January	17,488	
February	19,815	
March	21,645	
April	22,419	
May	22,420	
June	22,420	

QUALITY

	Quantity	Base Number	Contract	AT	Region	England
% of FP17s for the same patient ID Re-attending within 3 months - Children	72	1,304	5.5%	9.3%	12.2%	11.6%
% of FP17s for the same patient ID Re-attending within 3 months - Adults	548	4,377	12.5%	13.4%	15.8%	15.5%
% of FP17s for the same patient ID Re-attending between 3 & 9 months - Children	691	1,304	53.0%	60.3%	60.3%	58.8%
% of FP17s for the same patient ID Re-attending between 3 & 9 months - Adults	2,076	4,377	47.4%	54.5%	53.5%	51.1%
% of FP17s for Band 1 Urgent Courses	289	5,313	5.4%	7.2%	9.1%	9.0%
% of FP17s Relating to Free Repair or Replacements	24	5,313	0.5%	1.2%	1.0%	0.8%
% of FP17s Relating to Continuations	96	5,313	1.8%	1.1%	1.0%	0.9%
% of Patients satisfied with the dentistry they have received	9	10	90.0%	94.2%	93.6%	93.3%
% of Patients satisfied with the time they had to wait for an appointment	9	10	90.0%	88.8%	89.8%	88.9%

* This is based on patients treated on this contract for their most recent course of treatment. Figures in italics indicate the base number of FP17s or Patient Questionnaire responses are less than 100. N/A is shown where the base number of responses is less than 10 during the period. % is calculated as Quantity/Base number*100

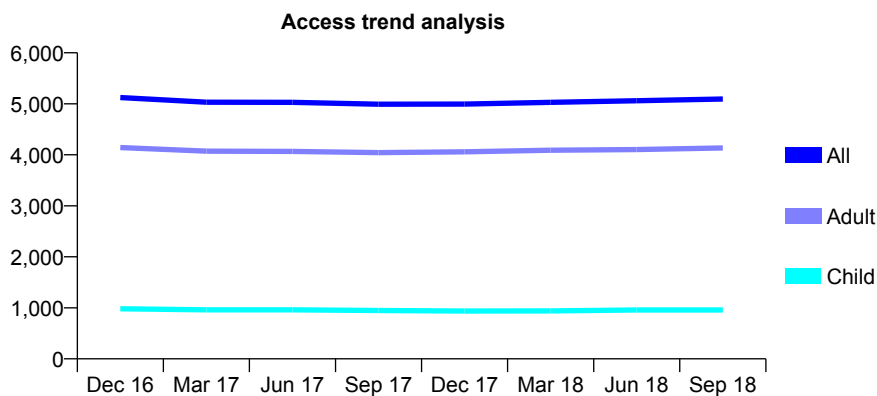
Q51 - Vital Signs At a Glance Contract Report for 111619/0001 - September 2018

Name or company name	SCA Collins Limited
Contract type name	GDS Contract
Purpose of contract	General
Contract start date	01/10/2013
Contract end date	

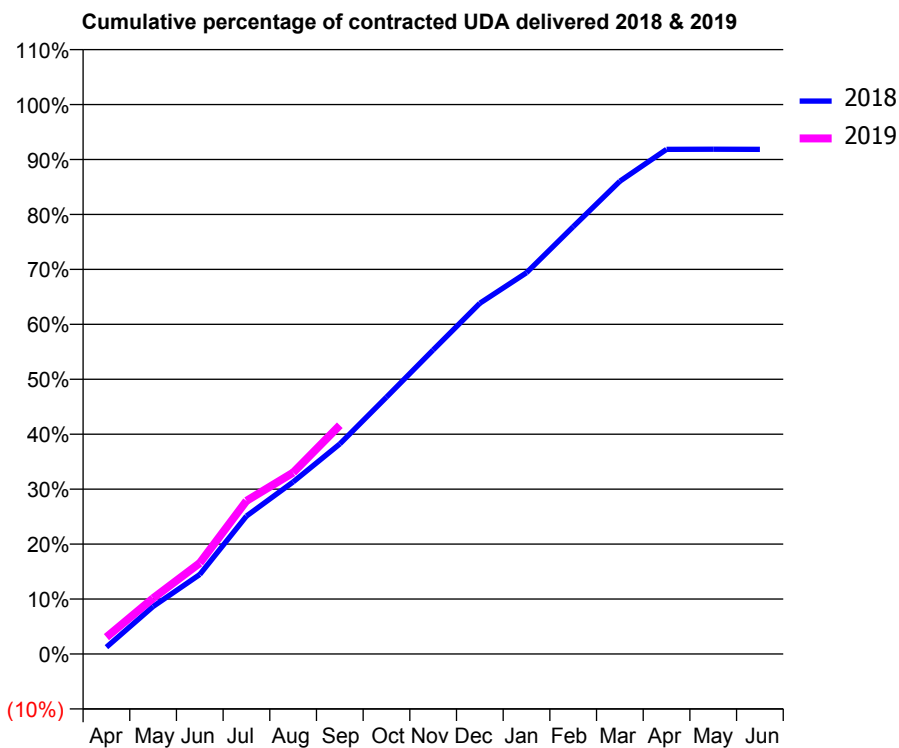
18/19 Contracted general activity (UDA)	12,834
Carry forward general activity (UDA)	0
18/19 Contracted orthodontic activity (UOA)	0
Carry forward orthodontic activity (UOA)	0
Baseline contract value	£383,571.02

ACCESS*

Patients seen in 24 months	Total	Change since previous quarter
Quarter ending September 2017	4,993	
Quarter ending December 2017	4,995	→
Quarter ending March 2018	5,029	→
Quarter ending June 2018	5,061	→
Quarter ending September 2018	5,093	→
Variance since September 2017	2.0%	↑



ACTIVITY



Month	Adjusted Scheduled Activity (UDA)	
	2018	2019
April	160	394
May	1,110	1,302
June	1,859	2,124
July	3,222	3,576
August	4,019	4,237
September	4,906	5,343
October	5,999	
November	7,101	
December	8,192	
January	8,905	
February	9,981	
March	11,042	
April	11,788	
May	11,789	
June	11,788	

QUALITY

	Quantity	Base Number	Contract	AT	Region	England
% of FP17s for the same patient ID Re-attending within 3 months - Children	50	640	7.8%	9.3%	12.2%	11.6%
% of FP17s for the same patient ID Re-attending within 3 months - Adults	437	2,751	15.9%	13.4%	15.8%	15.5%
% of FP17s for the same patient ID Re-attending between 3 & 9 months - Children	273	640	42.7%	60.3%	60.3%	58.8%
% of FP17s for the same patient ID Re-attending between 3 & 9 months - Adults	1,249	2,751	45.4%	54.5%	53.5%	51.1%
% of FP17s for Band 1 Urgent Courses	288	3,021	9.5%	7.2%	9.1%	9.0%
% of FP17s Relating to Free Repair or Replacements	37	3,021	1.2%	1.2%	1.0%	0.8%
% of FP17s Relating to Continuations	67	3,021	2.2%	1.1%	1.0%	0.9%
% of Patients satisfied with the dentistry they have received	5	5	N/A	94.2%	93.6%	93.3%
% of Patients satisfied with the time they had to wait for an appointment	5	5	N/A	88.8%	89.8%	88.9%

* This is based on patients treated on this contract for their most recent course of treatment. Figures in italics indicate the base number of FP17s or Patient Questionnaire responses are less than 100. N/A is shown where the base number of responses is less than 10 during the period. % is calculated as Quantity/Base number*100

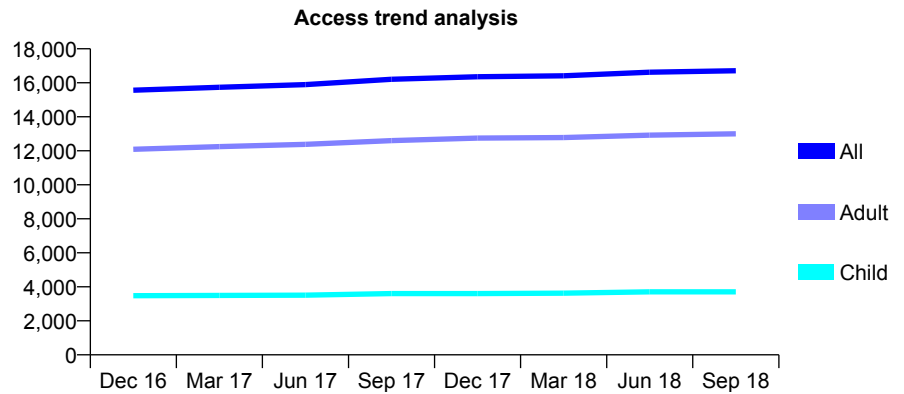
Q51 - Vital Signs At a Glance Contract Report for 112348/0001 - September 2018

Name or company name	Wright Dental Care Ltd
Contract type name	GDS Contract
Purpose of contract	General and Orthodontic
Contract start date	01/12/2011
Contract end date	

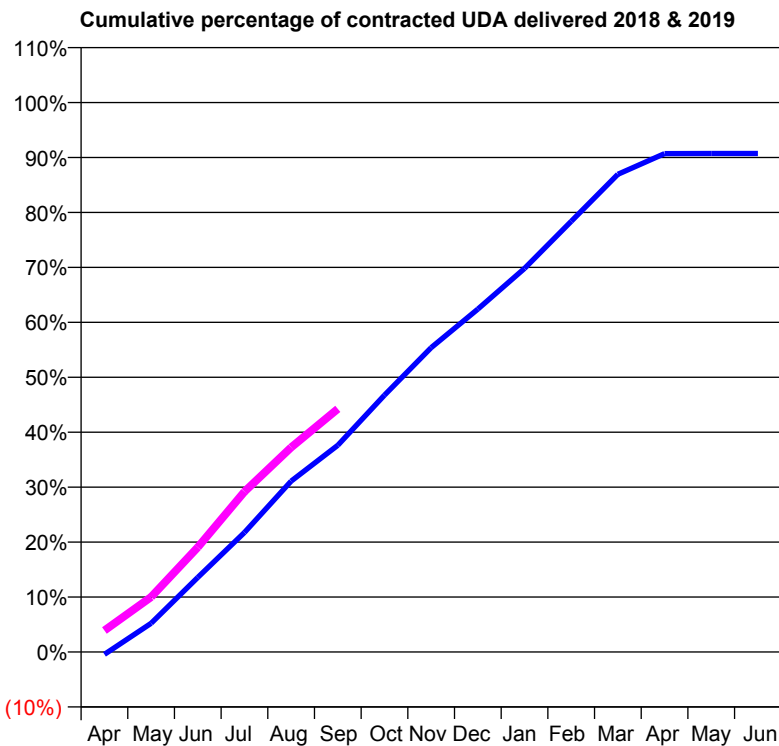
18/19 Contracted general activity (UDA)	50,922
Carry forward general activity (UDA)	0
18/19 Contracted orthodontic activity (UOA)	300
Carry forward orthodontic activity (UOA)	0
Baseline contract value	£1,354,632.30

ACCESS*

Patients seen in 24 months	Total	Change since previous quarter
Quarter ending September 2017	16,207	
Quarter ending December 2017	16,354	→
Quarter ending March 2018	16,410	→
Quarter ending June 2018	16,626	→
Quarter ending September 2018	16,706	→
Variance since September 2017	3.1%	↑



ACTIVITY



Month	Adjusted Scheduled Activity (UDA)	
	2018	2019
April	-225	1,996
May	2,661	5,097
June	6,918	9,707
July	11,075	14,854
August	15,831	18,962
September	19,162	22,535
October	23,800	
November	28,208	
December	31,773	
January	35,547	
February	39,911	
March	44,273	
April	46,183	
May	46,193	
June	46,203	

QUALITY

	Quantity	Base Number	Contract	AT	Region	England
% of FP17s for the same patient ID Re-attending within 3 months - Children	217	2,746	7.9%	9.3%	12.2%	11.6%
% of FP17s for the same patient ID Re-attending within 3 months - Adults	1,295	9,083	14.3%	13.4%	15.8%	15.5%
% of FP17s for the same patient ID Re-attending between 3 & 9 months - Children	1,596	2,746	58.1%	60.3%	60.3%	58.8%
% of FP17s for the same patient ID Re-attending between 3 & 9 months - Adults	4,911	9,083	54.1%	54.5%	53.5%	51.1%
% of FP17s for Band 1 Urgent Courses	699	10,712	6.5%	7.2%	9.1%	9.0%
% of FP17s Relating to Free Repair or Replacements	157	10,712	1.5%	1.2%	1.0%	0.8%
% of FP17s Relating to Continuations	293	10,712	2.7%	1.1%	1.0%	0.9%
% of Patients satisfied with the dentistry they have received	12	12	100.0%	94.2%	93.6%	93.3%
% of Patients satisfied with the time they had to wait for an appointment	12	12	100.0%	88.8%	89.8%	88.9%

* This is based on patients treated on this contract for their most recent course of treatment. Figures in italics indicate the base number of FP17s or Patient Questionnaire responses are less than 100. N/A is shown where the base number of responses is less than 10 during the period. % is calculated as Quantity/Base number*100

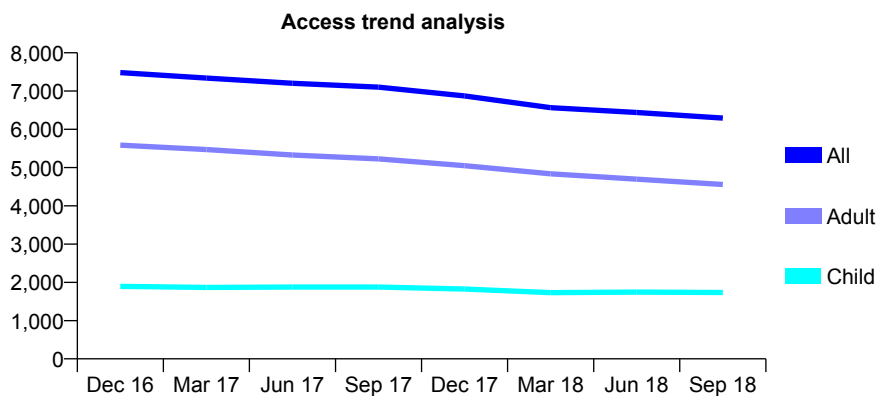
Q51 - Vital Signs At a Glance Contract Report for 113395/0001 - September 2018

Name or company name	Ffolliott Bird Associates Ltd
Contract type name	GDS Contract
Purpose of contract	General
Contract start date	01/09/2007
Contract end date	

18/19 Contracted general activity (UDA)	20,681
Carry forward general activity (UDA)	0
18/19 Contracted orthodontic activity (UOA)	0
Carry forward orthodontic activity (UOA)	0
Baseline contract value	£579,822.21

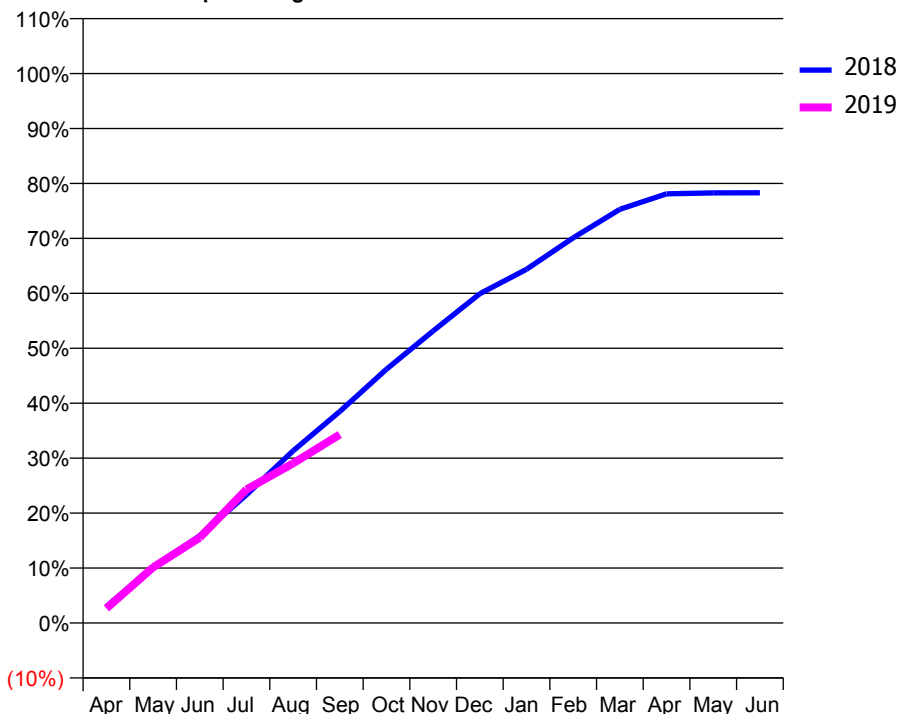
ACCESS*

Patients seen in 24 months	Total	Change since previous quarter
Quarter ending September 2017	7,103	
Quarter ending December 2017	6,874	↓
Quarter ending March 2018	6,566	↓
Quarter ending June 2018	6,440	↓
Quarter ending September 2018	6,293	↓
Variance since September 2017	(11.4%)	↓



ACTIVITY

Cumulative percentage of contracted UDA delivered 2018 & 2019



Adjusted Scheduled Activity (UDA)

Month	2018	2019
April	624	549
May	2,110	2,095
June	3,284	3,216
July	4,825	5,028
August	6,480	6,011
September	7,962	7,094
October	9,551	
November	10,994	
December	12,396	
January	13,314	
February	14,497	
March	15,568	
April	16,155	
May	16,190	
June	16,192	

QUALITY

	Quantity	Base Number	Contract	AT	Region	England
% of FP17s for the same patient ID Re-attending within 3 months - Children	67	1,005	6.7%	9.3%	12.2%	11.6%
% of FP17s for the same patient ID Re-attending within 3 months - Adults	246	2,243	11.0%	13.4%	15.8%	15.5%
% of FP17s for the same patient ID Re-attending between 3 & 9 months - Children	419	1,005	41.7%	60.3%	60.3%	58.8%
% of FP17s for the same patient ID Re-attending between 3 & 9 months - Adults	806	2,243	35.9%	54.5%	53.5%	51.1%
% of FP17s for Band 1 Urgent Courses	182	3,033	6.0%	7.2%	9.1%	9.0%
% of FP17s Relating to Free Repair or Replacements	40	3,033	1.3%	1.2%	1.0%	0.8%
% of FP17s Relating to Continuations	62	3,033	2.0%	1.1%	1.0%	0.9%
% of Patients satisfied with the dentistry they have received	2	2	N/A	94.2%	93.6%	93.3%
% of Patients satisfied with the time they had to wait for an appointment	2	2	N/A	88.8%	89.8%	88.9%

* This is based on patients treated on this contract for their most recent course of treatment. Figures in italics indicate the base number of FP17s or Patient Questionnaire responses are less than 100. N/A is shown where the base number of responses is less than 10 during the period. % is calculated as Quantity/Base number*100

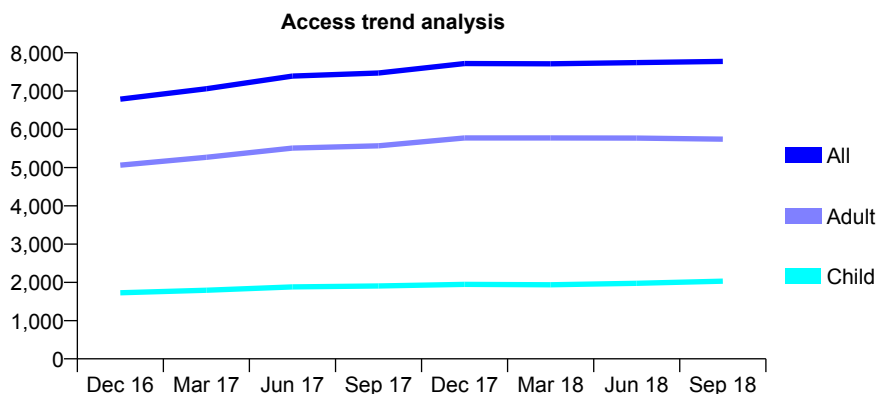
Q51 - Vital Signs At a Glance Contract Report for 113395/0002 - September 2018

Name or company name	Ffolliott Bird Associates Ltd
Contract type name	GDS Contract
Purpose of contract	General
Contract start date	01/09/2007
Contract end date	

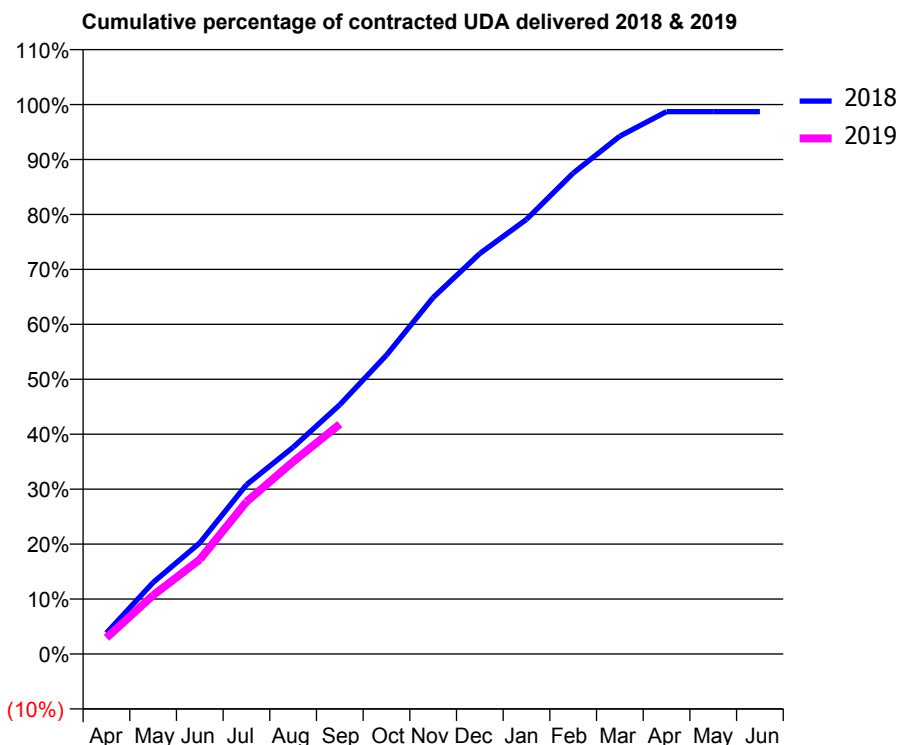
18/19 Contracted general activity (UDA)	19,686
Carry forward general activity (UDA)	0
18/19 Contracted orthodontic activity (UOA)	0
Carry forward orthodontic activity (UOA)	0
Baseline contract value	£633,800.33

ACCESS*

Patients seen in 24 months	Total	Change since previous quarter
Quarter ending September 2017	7,473	
Quarter ending December 2017	7,721	↑
Quarter ending March 2018	7,711	→
Quarter ending June 2018	7,744	→
Quarter ending September 2018	7,774	→
Variance since September 2017	4.0%	↑



ACTIVITY



Month	Adjusted Scheduled Activity (UDA)	
	2018	2019
April	750	580
May	2,563	2,103
June	3,982	3,385
July	6,066	5,451
August	7,406	6,893
September	8,929	8,232
October	10,706	
November	12,773	
December	14,350	
January	15,573	
February	17,230	
March	18,551	
April	19,432	
May	19,430	
June	19,430	

QUALITY

	Quantity	Base Number	Contract	AT	Region	England
% of FP17s for the same patient ID Re-attending within 3 months - Children	64	1,334	4.8%	9.3%	12.2%	11.6%
% of FP17s for the same patient ID Re-attending within 3 months - Adults	405	3,523	11.5%	13.4%	15.8%	15.5%
% of FP17s for the same patient ID Re-attending between 3 & 9 months - Children	702	1,334	52.6%	60.3%	60.3%	58.8%
% of FP17s for the same patient ID Re-attending between 3 & 9 months - Adults	1,892	3,523	53.7%	54.5%	53.5%	51.1%
% of FP17s for Band 1 Urgent Courses	264	4,449	5.9%	7.2%	9.1%	9.0%
% of FP17s Relating to Free Repair or Replacements	47	4,449	1.1%	1.2%	1.0%	0.8%
% of FP17s Relating to Continuations	61	4,449	1.4%	1.1%	1.0%	0.9%
% of Patients satisfied with the dentistry they have received	16	17	94.1%	94.2%	93.6%	93.3%
% of Patients satisfied with the time they had to wait for an appointment	11	17	64.7%	88.8%	89.8%	88.9%

* This is based on patients treated on this contract for their most recent course of treatment. Figures in italics indicate the base number of FP17s or Patient Questionnaire responses are less than 100. N/A is shown where the base number of responses is less than 10 during the period. % is calculated as Quantity/Base number*100

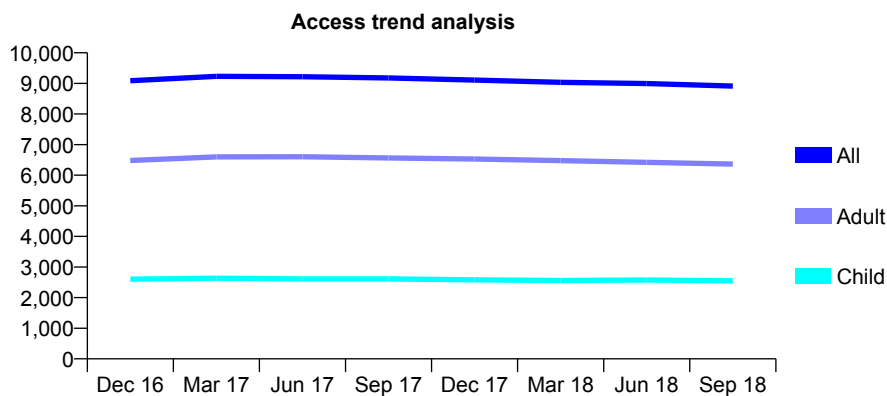
Q51 - Vital Signs At a Glance Contract Report for 113395/0003 - September 2018

Name or company name	Ffolliott Bird Associates Ltd
Contract type name	GDS Contract
Purpose of contract	General
Contract start date	01/09/2007
Contract end date	

18/19 Contracted general activity (UDA)	26,371
Carry forward general activity (UDA)	0
18/19 Contracted orthodontic activity (UOA)	0
Carry forward orthodontic activity (UOA)	0
Baseline contract value	£832,004.25

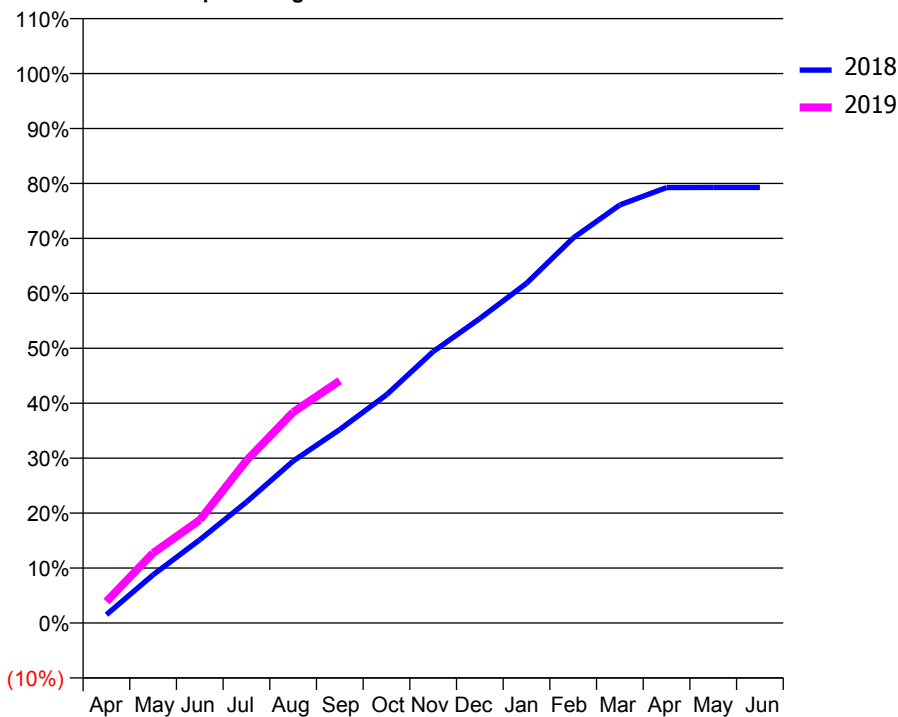
ACCESS*

Patients seen in 24 months	Total	Change since previous quarter
Quarter ending September 2017	9,177	
Quarter ending December 2017	9,111	→
Quarter ending March 2018	9,037	→
Quarter ending June 2018	8,997	→
Quarter ending September 2018	8,914	→
Variance since September 2017	(2.9%)	↓



ACTIVITY

Cumulative percentage of contracted UDA delivered 2018 & 2019



Month	Adjusted Scheduled Activity (UDA)	
	2018	2019
April	399	1,036
May	2,316	3,365
June	3,995	4,946
July	5,810	7,800
August	7,772	10,119
September	9,286	11,632
October	10,955	
November	13,026	
December	14,612	
January	16,304	
February	18,479	
March	20,068	
April	20,900	
May	20,904	
June	20,906	

QUALITY

	Quantity	Base Number	Contract	AT	Region	England
% of FP17s for the same patient ID Re-attending within 3 months - Children	111	1,719	6.5%	9.3%	12.2%	11.6%
% of FP17s for the same patient ID Re-attending within 3 months - Adults	454	3,959	11.5%	13.4%	15.8%	15.5%
% of FP17s for the same patient ID Re-attending between 3 & 9 months - Children	670	1,719	39.0%	60.3%	60.3%	58.8%
% of FP17s for the same patient ID Re-attending between 3 & 9 months - Adults	1,364	3,959	34.5%	54.5%	53.5%	51.1%
% of FP17s for Band 1 Urgent Courses	307	5,323	5.8%	7.2%	9.1%	9.0%
% of FP17s Relating to Free Repair or Replacements	33	5,323	0.6%	1.2%	1.0%	0.8%
% of FP17s Relating to Continuations	82	5,323	1.5%	1.1%	1.0%	0.9%
% of Patients satisfied with the dentistry they have received	7	8	N/A	94.2%	93.6%	93.3%
% of Patients satisfied with the time they had to wait for an appointment	5	8	N/A	88.8%	89.8%	88.9%

* This is based on patients treated on this contract for their most recent course of treatment. Figures in italics indicate the base number of FP17s or Patient Questionnaire responses are less than 100. N/A is shown where the base number of responses is less than 10 during the period. % is calculated as Quantity/Base number*100

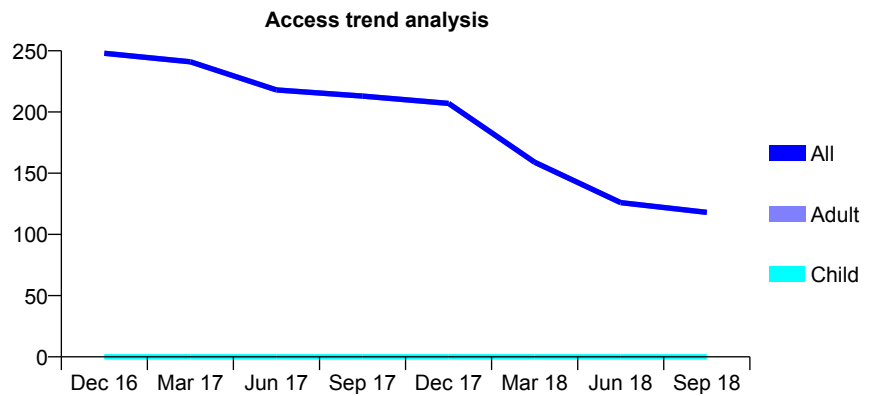
Q51 - Vital Signs At a Glance Contract Report for 113395/0004 - September 2018

Name or company name	Ffolliott Bird Associates Ltd
Contract type name	GDS Contract
Purpose of contract	General
Contract start date	01/04/2008
Contract end date	

18/19 Contracted general activity (UDA)	1,080
Carry forward general activity (UDA)	0
18/19 Contracted orthodontic activity (UOA)	0
Carry forward orthodontic activity (UOA)	0
Baseline contract value	£65,741.42

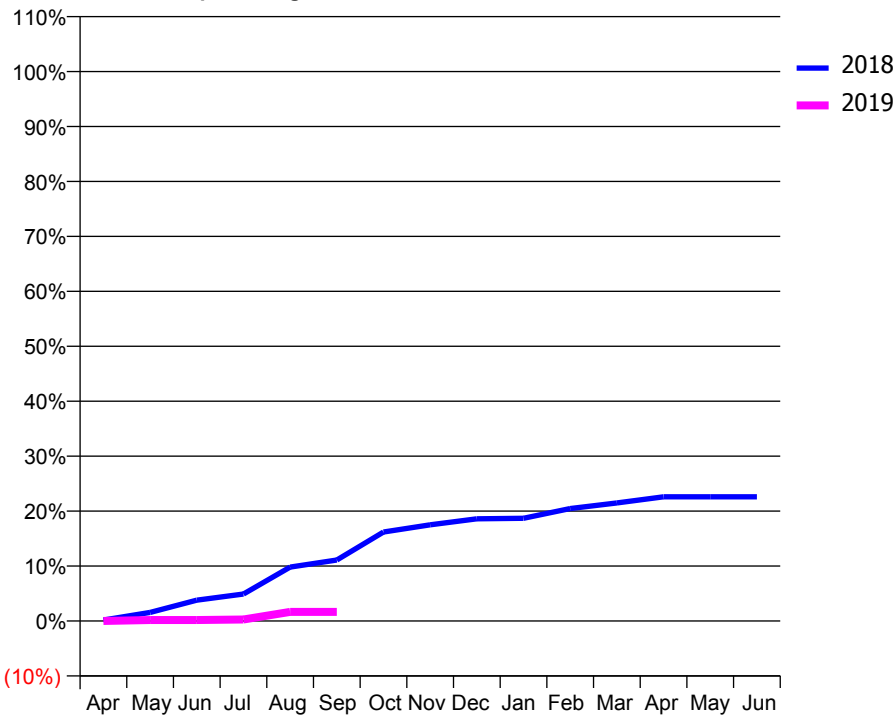
ACCESS*

Patients seen in 24 months	Total	Change since previous quarter
Quarter ending September 2017	213	
Quarter ending December 2017	207	↓
Quarter ending March 2018	159	↓
Quarter ending June 2018	126	↓
Quarter ending September 2018	118	↓
Variance since September 2017	(44.6%)	↓



ACTIVITY

Cumulative percentage of contracted UDA delivered 2018 & 2019



Month	Adjusted Scheduled Activity (UDA)	
	2018	2019
April	2	0
May	17	2
June	41	2
July	53	3
August	106	18
September	120	18
October	175	
November	189	
December	201	
January	202	
February	221	
March	232	
April	244	
May	244	
June	244	

QUALITY

	Quantity	Base Number	Contract	AT	Region	England
% of FP17s for the same patient ID Re-attending within 3 months - Children	0	0	N/A	9.3%	12.2%	11.6%
% of FP17s for the same patient ID Re-attending within 3 months - Adults	0	8	0.0%	13.4%	15.8%	15.5%
% of FP17s for the same patient ID Re-attending between 3 & 9 months - Children	0	0	N/A	60.3%	60.3%	58.8%
% of FP17s for the same patient ID Re-attending between 3 & 9 months - Adults	3	8	37.5%	54.5%	53.5%	51.1%
% of FP17s for Band 1 Urgent Courses	0	7	0.0%	7.2%	9.1%	9.0%
% of FP17s Relating to Free Repair or Replacements	0	7	0.0%	1.2%	1.0%	0.8%
% of FP17s Relating to Continuations	0	7	0.0%	1.1%	1.0%	0.9%
% of Patients satisfied with the dentistry they have received	0	0	N/A	94.2%	93.6%	93.3%
% of Patients satisfied with the time they had to wait for an appointment	0	0	N/A	88.8%	89.8%	88.9%

* This is based on patients treated on this contract for their most recent course of treatment. Figures in italics indicate the base number of FP17s or Patient Questionnaire responses are less than 100. N/A is shown where the base number of responses is less than 10 during the period. % is calculated as Quantity/Base number*100

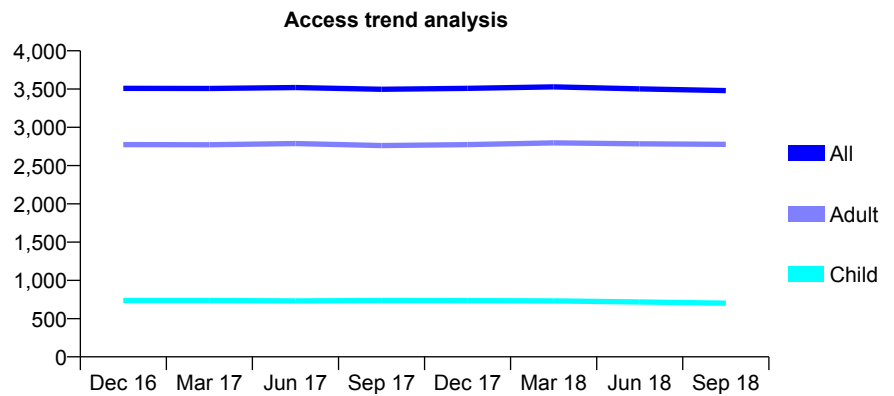
Q51 - Vital Signs At a Glance Contract Report for 114227/0001 - September 2018

Name or company name	Holme Lane Dental Practice
Contract type name	GDS Contract
Purpose of contract	General
Contract start date	01/11/2008
Contract end date	

18/19 Contracted general activity (UDA)	10,817
Carry forward general activity (UDA)	0
18/19 Contracted orthodontic activity (UOA)	0
Carry forward orthodontic activity (UOA)	0
Baseline contract value	£345,369.25

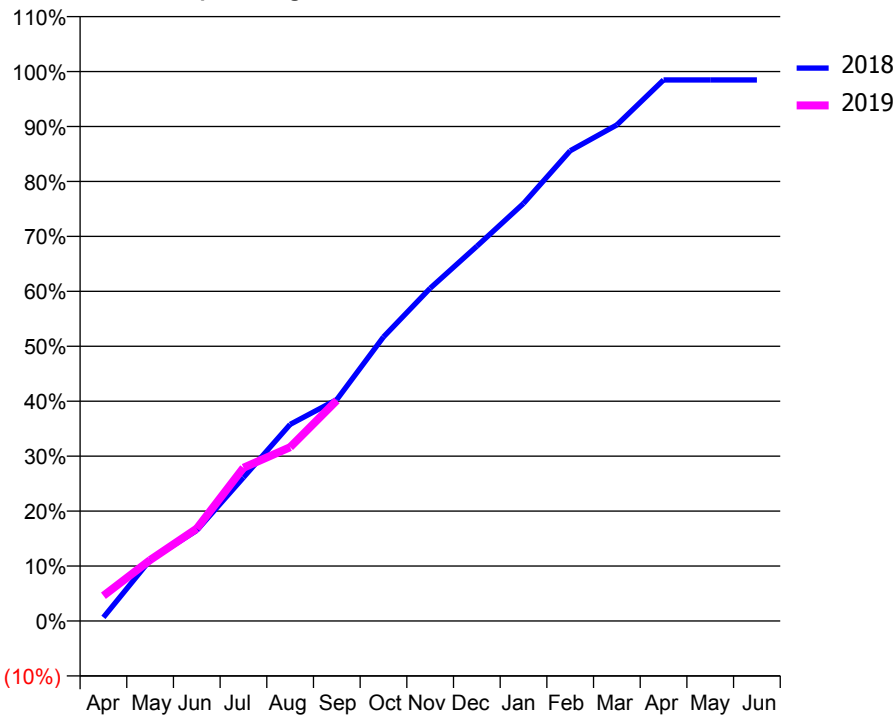
ACCESS*

Patients seen in 24 months	Total	Change since previous quarter
Quarter ending September 2017	3,498	
Quarter ending December 2017	3,509	→
Quarter ending March 2018	3,528	→
Quarter ending June 2018	3,503	→
Quarter ending September 2018	3,479	→
Variance since September 2017	(0.5%)	→



ACTIVITY

Cumulative percentage of contracted UDA delivered 2018 & 2019



Month	2018	2019
April	73	498
May	1,201	1,201
June	1,783	1,819
July	2,825	3,016
August	3,870	3,422
September	4,359	4,343
October	5,592	
November	6,551	
December	7,377	
January	8,220	
February	9,257	
March	9,767	
April	10,650	
May	10,652	
June	10,652	

QUALITY

	Quantity	Base Number	Contract	AT	Region	England
% of FP17s for the same patient ID Re-attending within 3 months - Children	47	504	9.3%	9.3%	12.2%	11.6%
% of FP17s for the same patient ID Re-attending within 3 months - Adults	230	1,761	13.1%	13.4%	15.8%	15.5%
% of FP17s for the same patient ID Re-attending between 3 & 9 months - Children	248	504	49.2%	60.3%	60.3%	58.8%
% of FP17s for the same patient ID Re-attending between 3 & 9 months - Adults	801	1,761	45.5%	54.5%	53.5%	51.1%
% of FP17s for Band 1 Urgent Courses	128	1,914	6.7%	7.2%	9.1%	9.0%
% of FP17s Relating to Free Repair or Replacements	36	1,914	1.9%	1.2%	1.0%	0.8%
% of FP17s Relating to Continuations	49	1,914	2.6%	1.1%	1.0%	0.9%
% of Patients satisfied with the dentistry they have received	2	2	N/A	94.2%	93.6%	93.3%
% of Patients satisfied with the time they had to wait for an appointment	1	2	N/A	88.8%	89.8%	88.9%

* This is based on patients treated on this contract for their most recent course of treatment. Figures in italics indicate the base number of FP17s or Patient Questionnaire responses are less than 100. N/A is shown where the base number of responses is less than 10 during the period. % is calculated as Quantity/Base number*100

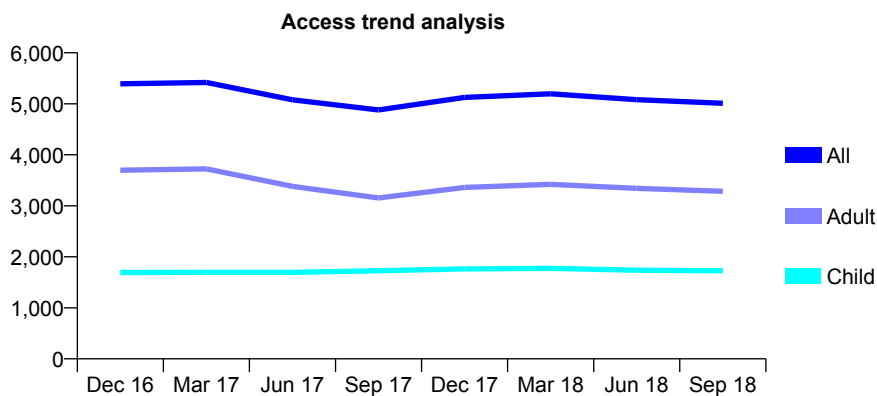
Q51 - Vital Signs At a Glance Contract Report for 114871/0001 - September 2018

Name or company name	Abbeydale Road Family Dental Centre
Contract type name	GDS Contract
Purpose of contract	General
Contract start date	01/04/2012
Contract end date	

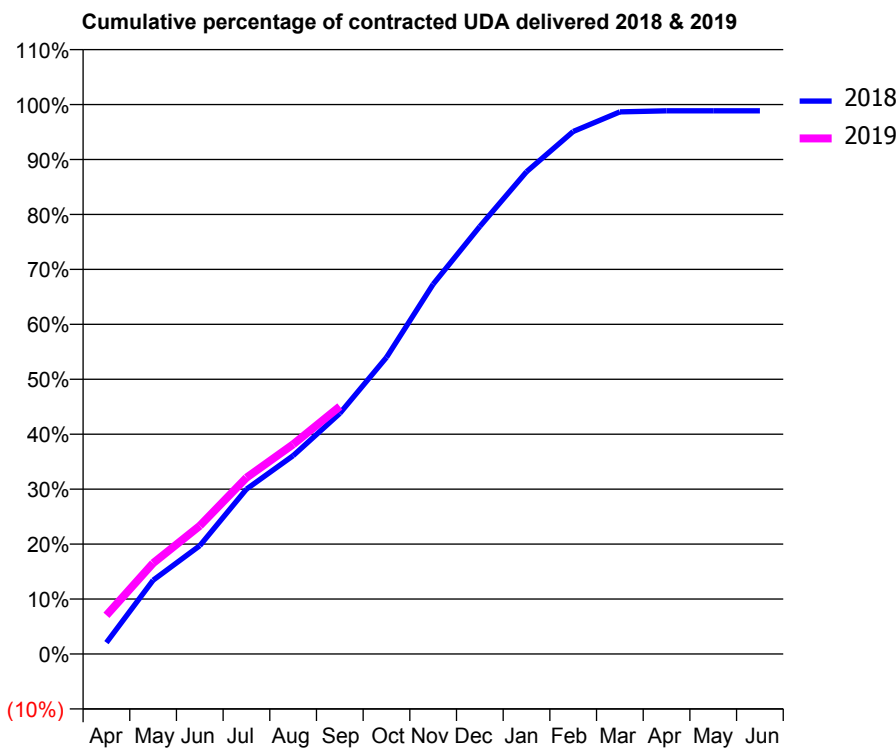
18/19 Contracted general activity (UDA)	13,643
Carry forward general activity (UDA)	0
18/19 Contracted orthodontic activity (UOA)	0
Carry forward orthodontic activity (UOA)	0
Baseline contract value	£361,976.16

ACCESS*

Patients seen in 24 months	Total	Change since previous quarter
Quarter ending September 2017	4,881	
Quarter ending December 2017	5,125	↑
Quarter ending March 2018	5,196	→
Quarter ending June 2018	5,080	↓
Quarter ending September 2018	5,010	↓
Variance since September 2017	2.6%	↑



ACTIVITY



Adjusted Scheduled Activity (UDA)		
Month	2018	2019
April	284	962
May	1,831	2,257
June	2,690	3,182
July	4,092	4,380
August	4,926	5,207
September	5,976	6,145
October	7,366	
November	9,182	
December	10,616	
January	11,974	
February	12,972	
March	13,458	
April	13,486	
May	13,486	
June	13,486	

QUALITY

	Quantity	Base Number	Contract	AT	Region	England
% of FP17s for the same patient ID Re-attending within 3 months - Children	76	1,163	6.5%	9.3%	12.2%	11.6%
% of FP17s for the same patient ID Re-attending within 3 months - Adults	257	1,427	18.0%	13.4%	15.8%	15.5%
% of FP17s for the same patient ID Re-attending between 3 & 9 months - Children	616	1,163	53.0%	60.3%	60.3%	58.8%
% of FP17s for the same patient ID Re-attending between 3 & 9 months - Adults	640	1,427	44.8%	54.5%	53.5%	51.1%
% of FP17s for Band 1 Urgent Courses	181	2,568	7.0%	7.2%	9.1%	9.0%
% of FP17s Relating to Free Repair or Replacements	4	2,568	0.2%	1.2%	1.0%	0.8%
% of FP17s Relating to Continuations	57	2,568	2.2%	1.1%	1.0%	0.9%
% of Patients satisfied with the dentistry they have received	4	5	N/A	94.2%	93.6%	93.3%
% of Patients satisfied with the time they had to wait for an appointment	2	5	N/A	88.8%	89.8%	88.9%

* This is based on patients treated on this contract for their most recent course of treatment. Figures in italics indicate the base number of FP17s or Patient Questionnaire responses are less than 100. N/A is shown where the base number of responses is less than 10 during the period. % is calculated as Quantity/Base number*100

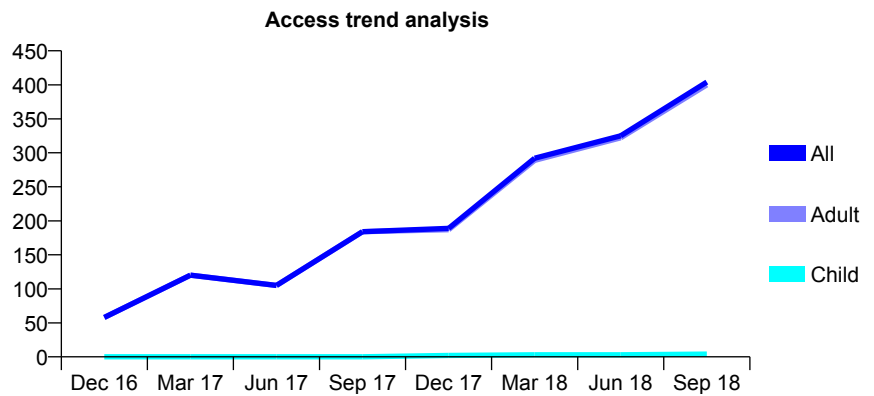
Q51 - Vital Signs At a Glance Contract Report for 115142/0001 - September 2018

Name or company name	Sheffield Teaching Hospital NHS FT
Contract type name	PDS Contract
Purpose of contract	General
Contract start date	01/05/2015
Contract end date	30/04/2020

18/19 Contracted general activity (UDA)	1,800
Carry forward general activity (UDA)	0
18/19 Contracted orthodontic activity (UOA)	0
Carry forward orthodontic activity (UOA)	0
Baseline contract value	£75,551.73

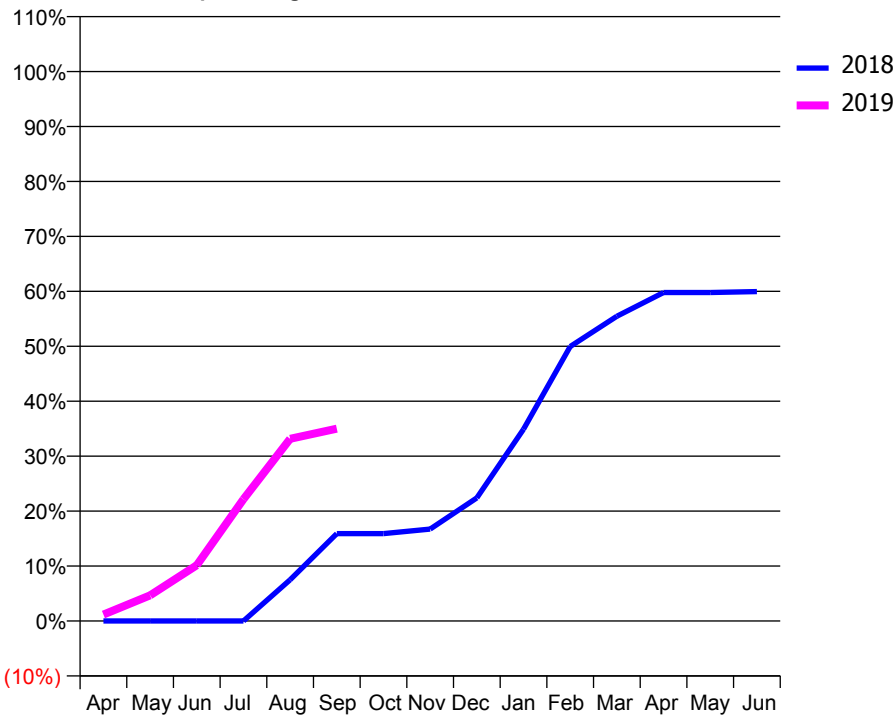
ACCESS*

Patients seen in 24 months	Total	Change since previous quarter
Quarter ending September 2017	184	
Quarter ending December 2017	189	↑
Quarter ending March 2018	292	↑
Quarter ending June 2018	325	↑
Quarter ending September 2018	404	↑
Variance since September 2017	119.6%	↑



ACTIVITY

Cumulative percentage of contracted UDA delivered 2018 & 2019



Month	Adjusted Scheduled Activity (UDA)	
	2018	2019
April	0	21
May	0	84
June	0	183
July	0	399
August	135	597
September	286	630
October	286	
November	301	
December	403	
January	628	
February	899	
March	998	
April	1,076	
May	1,076	
June	1,079	

QUALITY

	Quantity	Base Number	Contract	AT	Region	England
% of FP17s for the same patient ID Re-attending within 3 months - Children	1	3	33.3%	9.3%	12.2%	11.6%
% of FP17s for the same patient ID Re-attending within 3 months - Adults	10	240	4.2%	13.4%	15.8%	15.5%
% of FP17s for the same patient ID Re-attending between 3 & 9 months - Children	0	3	0.0%	60.3%	60.3%	58.8%
% of FP17s for the same patient ID Re-attending between 3 & 9 months - Adults	2	240	0.8%	54.5%	53.5%	51.1%
% of FP17s for Band 1 Urgent Courses	0	215	0.0%	7.2%	9.1%	9.0%
% of FP17s Relating to Free Repair or Replacements	0	215	0.0%	1.2%	1.0%	0.8%
% of FP17s Relating to Continuations	0	215	0.0%	1.1%	1.0%	0.9%
% of Patients satisfied with the dentistry they have received	0	0	N/A	94.2%	93.6%	93.3%
% of Patients satisfied with the time they had to wait for an appointment	0	0	N/A	88.8%	89.8%	88.9%

* This is based on patients treated on this contract for their most recent course of treatment. Figures in italics indicate the base number of FP17s or Patient Questionnaire responses are less than 100. N/A is shown where the base number of responses is less than 10 during the period. % is calculated as Quantity/Base number*100

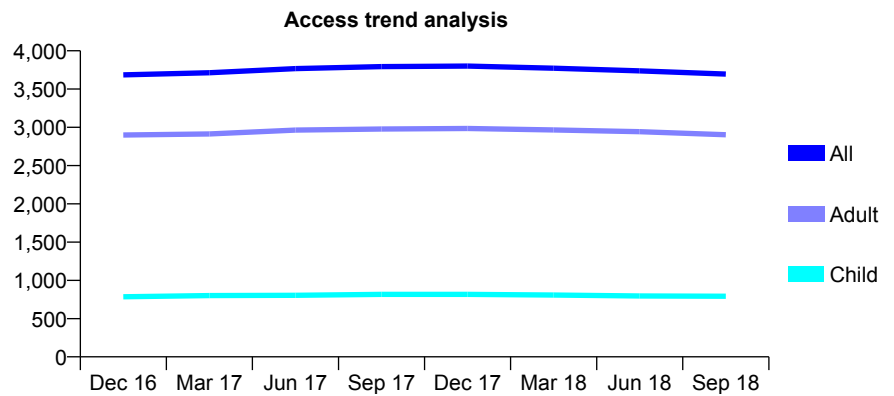
Q51 - Vital Signs At a Glance Contract Report for 116823/0001 - September 2018

Name or company name	Rayner and Horscraft
Contract type name	GDS Contract
Purpose of contract	General
Contract start date	27/01/2010
Contract end date	

18/19 Contracted general activity (UDA)	10,751
Carry forward general activity (UDA)	0
18/19 Contracted orthodontic activity (UOA)	0
Carry forward orthodontic activity (UOA)	0
Baseline contract value	£344,147.84

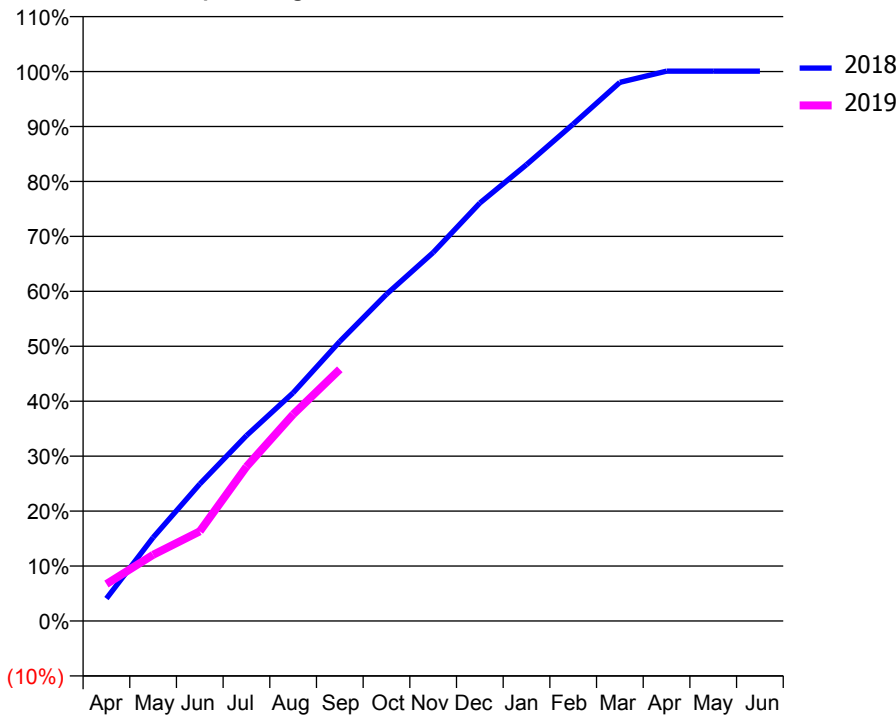
ACCESS*

Patients seen in 24 months	Total	Change since previous quarter
Quarter ending September 2017	3,794	
Quarter ending December 2017	3,801	→
Quarter ending March 2018	3,773	→
Quarter ending June 2018	3,738	→
Quarter ending September 2018	3,695	↓
Variance since September 2017	(2.6%)	↓



ACTIVITY

Cumulative percentage of contracted UDA delivered 2018 & 2019



Month	Adjusted Scheduled Activity (UDA)	
	2018	2019
April	440	723
May	1,633	1,297
June	2,681	1,754
July	3,627	3,020
August	4,466	4,042
September	5,470	4,925
October	6,394	
November	7,211	
December	8,179	
January	8,929	
February	9,723	
March	10,539	
April	10,758	
May	10,758	
June	10,758	

QUALITY

	Quantity	Base Number	Contract	AT	Region	England
% of FP17s for the same patient ID Re-attending within 3 months - Children	112	771	14.5%	9.3%	12.2%	11.6%
% of FP17s for the same patient ID Re-attending within 3 months - Adults	294	2,616	11.2%	13.4%	15.8%	15.5%
% of FP17s for the same patient ID Re-attending between 3 & 9 months - Children	540	771	70.0%	60.3%	60.3%	58.8%
% of FP17s for the same patient ID Re-attending between 3 & 9 months - Adults	2,027	2,616	77.5%	54.5%	53.5%	51.1%
% of FP17s for Band 1 Urgent Courses	92	3,193	2.9%	7.2%	9.1%	9.0%
% of FP17s Relating to Free Repair or Replacements	6	3,193	0.2%	1.2%	1.0%	0.8%
% of FP17s Relating to Continuations	28	3,193	0.9%	1.1%	1.0%	0.9%
% of Patients satisfied with the dentistry they have received	6	6	N/A	94.2%	93.6%	93.3%
% of Patients satisfied with the time they had to wait for an appointment	6	6	N/A	88.8%	89.8%	88.9%

* This is based on patients treated on this contract for their most recent course of treatment. Figures in italics indicate the base number of FP17s or Patient Questionnaire responses are less than 100. N/A is shown where the base number of responses is less than 10 during the period. % is calculated as Quantity/Base number*100

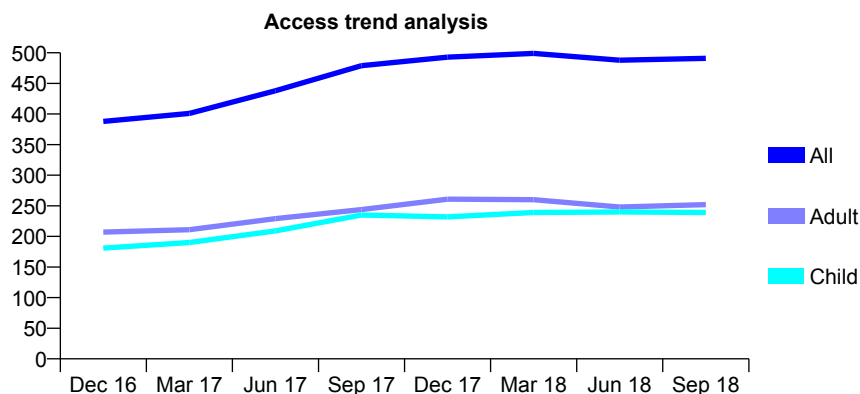
Q51 - Vital Signs At a Glance Contract Report for 117641/0001 - September 2018

Name or company name	Bealby & Jones
Contract type name	GDS Contract
Purpose of contract	General
Contract start date	01/04/2006
Contract end date	

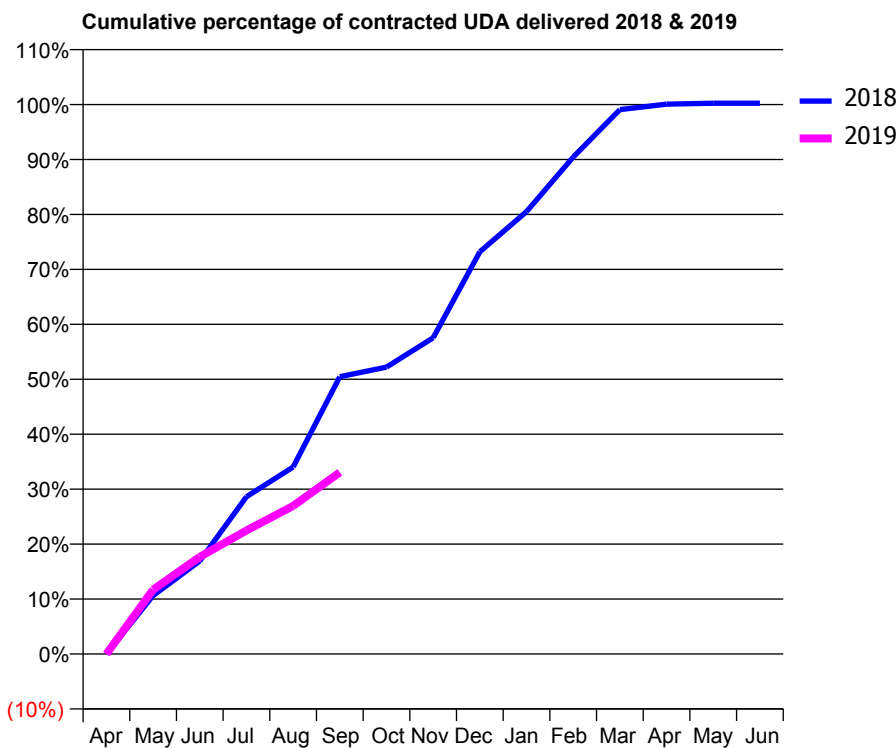
18/19 Contracted general activity (UDA)	1,207
Carry forward general activity (UDA)	0
18/19 Contracted orthodontic activity (UOA)	0
Carry forward orthodontic activity (UOA)	0
Baseline contract value	£38,430.14

ACCESS*

Patients seen in 24 months	Total	Change since previous quarter
Quarter ending September 2017	479	
Quarter ending December 2017	493	↑
Quarter ending March 2018	499	→
Quarter ending June 2018	488	↓
Quarter ending September 2018	491	→
Variance since September 2017	2.5%	↑



ACTIVITY



Adjusted Scheduled Activity (UDA)		
Month	2018	2019
April	0	0
May	128	141
June	204	213
July	346	271
August	411	325
September	609	399
October	630	
November	695	
December	884	
January	972	
February	1,091	
March	1,196	
April	1,208	
May	1,210	
June	1,210	

QUALITY

	Quantity	Base Number	Contract	AT	Region	England
% of FP17s for the same patient ID Re-attending within 3 months - Children	3	134	2.2%	9.3%	12.2%	11.6%
% of FP17s for the same patient ID Re-attending within 3 months - Adults	13	119	10.9%	13.4%	15.8%	15.5%
% of FP17s for the same patient ID Re-attending between 3 & 9 months - Children	83	134	61.9%	60.3%	60.3%	58.8%
% of FP17s for the same patient ID Re-attending between 3 & 9 months - Adults	61	119	51.3%	54.5%	53.5%	51.1%
% of FP17s for Band 1 Urgent Courses	3	245	1.2%	7.2%	9.1%	9.0%
% of FP17s Relating to Free Repair or Replacements	2	245	0.8%	1.2%	1.0%	0.8%
% of FP17s Relating to Continuations	0	245	0.0%	1.1%	1.0%	0.9%
% of Patients satisfied with the dentistry they have received	2	2	N/A	94.2%	93.6%	93.3%
% of Patients satisfied with the time they had to wait for an appointment	2	2	N/A	88.8%	89.8%	88.9%

* This is based on patients treated on this contract for their most recent course of treatment. Figures in italics indicate the base number of FP17s or Patient Questionnaire responses are less than 100. N/A is shown where the base number of responses is less than 10 during the period. % is calculated as Quantity/Base number*100

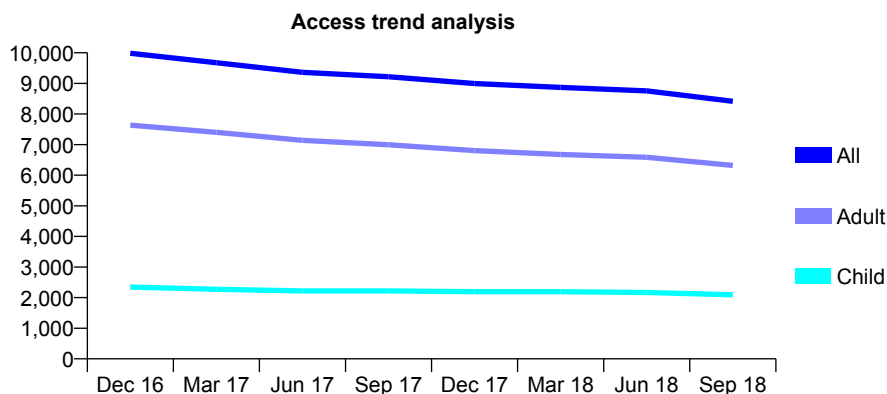
Q51 - Vital Signs At a Glance Contract Report for 118060/0005 - September 2018

Name or company name	Genix Healthcare Ltd
Contract type name	GDS Contract
Purpose of contract	General
Contract start date	01/11/2006
Contract end date	

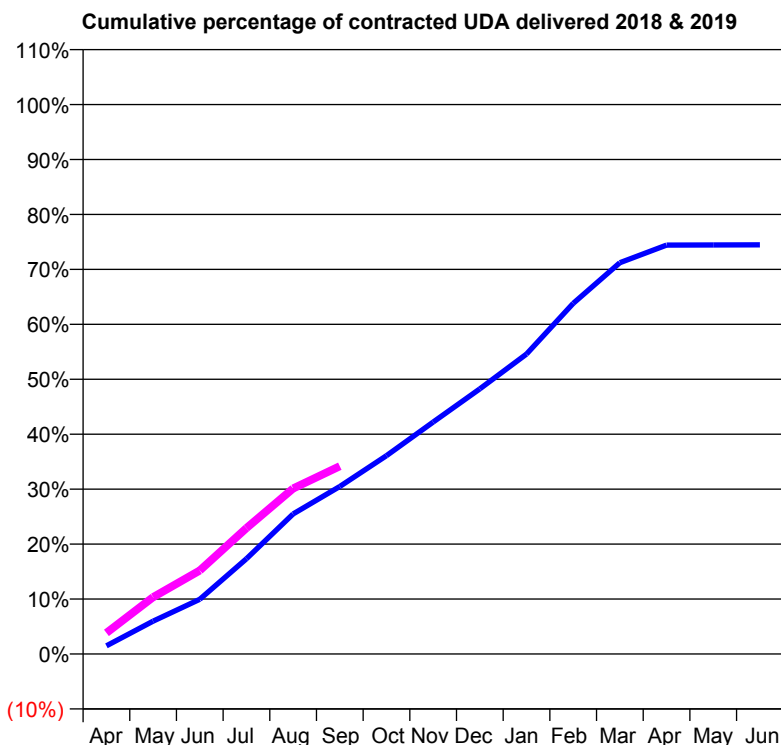
18/19 Contracted general activity (UDA)	28,148
Carry forward general activity (UDA)	0
18/19 Contracted orthodontic activity (UOA)	0
Carry forward orthodontic activity (UOA)	0
Baseline contract value	£734,677.10

ACCESS*

Patients seen in 24 months	Total	Change since previous quarter
Quarter ending September 2017	9,218	
Quarter ending December 2017	8,995	↓
Quarter ending March 2018	8,870	↓
Quarter ending June 2018	8,757	↓
Quarter ending September 2018	8,414	↓
Variance since September 2017	(8.7%)	↓



ACTIVITY



Month	Adjusted Scheduled Activity (UDA)	
	2018	2019
April	422	1,085
May	1,680	2,914
June	2,806	4,276
July	4,883	6,454
August	7,178	8,482
September	8,581	9,618
October	10,161	
November	11,879	
December	13,580	
January	15,363	
February	17,964	
March	20,044	
April	20,950	
May	20,955	
June	20,960	

QUALITY

	Quantity	Base Number	Contract	AT	Region	England
% of FP17s for the same patient ID Re-attending within 3 months - Children	199	1,716	11.6%	9.3%	12.2%	11.6%
% of FP17s for the same patient ID Re-attending within 3 months - Adults	562	4,511	12.5%	13.4%	15.8%	15.5%
% of FP17s for the same patient ID Re-attending between 3 & 9 months - Children	1,147	1,716	66.8%	60.3%	60.3%	58.8%
% of FP17s for the same patient ID Re-attending between 3 & 9 months - Adults	2,747	4,511	60.9%	54.5%	53.5%	51.1%
% of FP17s for Band 1 Urgent Courses	396	5,761	6.9%	7.2%	9.1%	9.0%
% of FP17s Relating to Free Repair or Replacements	61	5,761	1.1%	1.2%	1.0%	0.8%
% of FP17s Relating to Continuations	40	5,761	0.7%	1.1%	1.0%	0.9%
% of Patients satisfied with the dentistry they have received	8	8	N/A	94.2%	93.6%	93.3%
% of Patients satisfied with the time they had to wait for an appointment	7	8	N/A	88.8%	89.8%	88.9%

* This is based on patients treated on this contract for their most recent course of treatment. Figures in italics indicate the base number of FP17s or Patient Questionnaire responses are less than 100. N/A is shown where the base number of responses is less than 10 during the period. % is calculated as Quantity/Base number*100

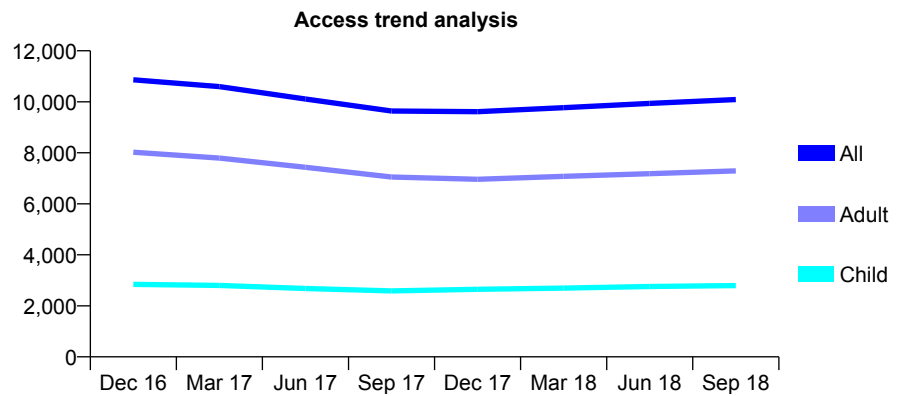
Q51 - Vital Signs At a Glance Contract Report for 118060/0007 - September 2018

Name or company name	Genix Healthcare Ltd
Contract type name	GDS Contract
Purpose of contract	General
Contract start date	01/01/2007
Contract end date	

18/19 Contracted general activity (UDA)	31,865
Carry forward general activity (UDA)	0
18/19 Contracted orthodontic activity (UOA)	0
Carry forward orthodontic activity (UOA)	0
Baseline contract value	£911,993.98

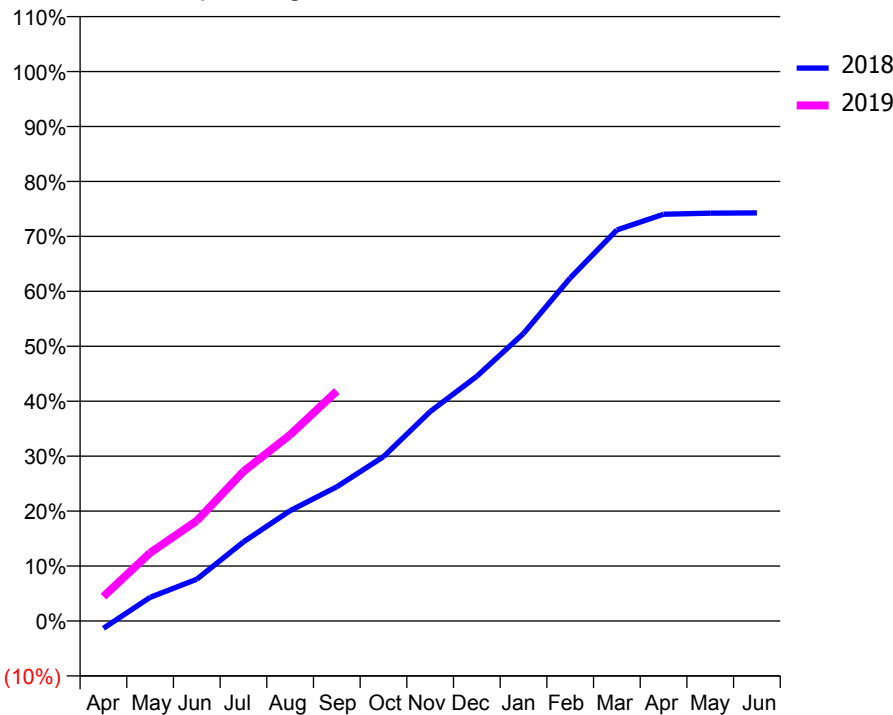
ACCESS*

Patients seen in 24 months	Total	Change since previous quarter
Quarter ending September 2017	9,638	
Quarter ending December 2017	9,613	→
Quarter ending March 2018	9,770	→
Quarter ending June 2018	9,939	→
Quarter ending September 2018	10,089	→
Variance since September 2017	4.7%	↑



ACTIVITY

Cumulative percentage of contracted UDA delivered 2018 & 2019



Month	Adjusted Scheduled Activity (UDA)	
	2018	2019
April	-426	1,416
May	1,371	3,956
June	2,428	5,811
July	4,587	8,674
August	6,399	10,802
September	7,783	13,338
October	9,528	
November	12,147	
December	14,195	
January	16,674	
February	19,890	
March	22,679	
April	23,590	
May	23,651	
June	23,669	

QUALITY

	Quantity	Base Number	Contract	AT	Region	England
% of FP17s for the same patient ID Re-attending within 3 months - Children	128	1,932	6.6%	9.3%	12.2%	11.6%
% of FP17s for the same patient ID Re-attending within 3 months - Adults	572	4,722	12.1%	13.4%	15.8%	15.5%
% of FP17s for the same patient ID Re-attending between 3 & 9 months - Children	1,039	1,932	53.8%	60.3%	60.3%	58.8%
% of FP17s for the same patient ID Re-attending between 3 & 9 months - Adults	2,180	4,722	46.2%	54.5%	53.5%	51.1%
% of FP17s for Band 1 Urgent Courses	344	6,207	5.5%	7.2%	9.1%	9.0%
% of FP17s Relating to Free Repair or Replacements	44	6,207	0.7%	1.2%	1.0%	0.8%
% of FP17s Relating to Continuations	34	6,207	0.5%	1.1%	1.0%	0.9%
% of Patients satisfied with the dentistry they have received	4	4	N/A	94.2%	93.6%	93.3%
% of Patients satisfied with the time they had to wait for an appointment	3	4	N/A	88.8%	89.8%	88.9%

* This is based on patients treated on this contract for their most recent course of treatment. Figures in italics indicate the base number of FP17s or Patient Questionnaire responses are less than 100. N/A is shown where the base number of responses is less than 10 during the period. % is calculated as Quantity/Base number*100

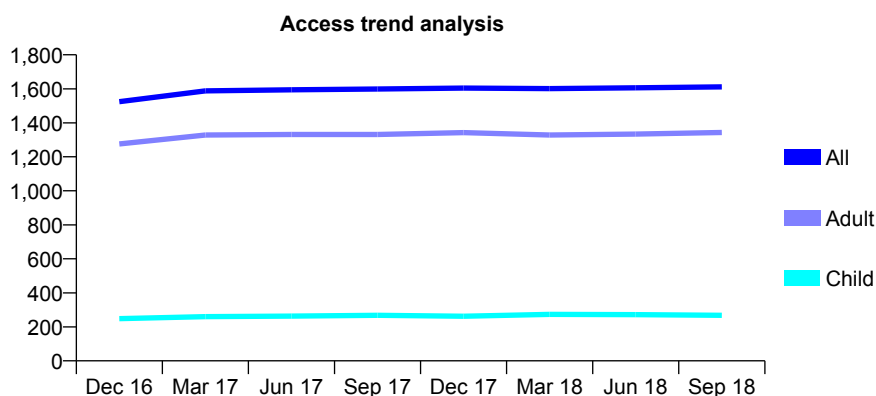
Q51 - Vital Signs At a Glance Contract Report for 118060/0011 - September 2018

Name or company name	Genix Healthcare Ltd
Contract type name	GDS Contract
Purpose of contract	General
Contract start date	01/04/2007
Contract end date	

18/19 Contracted general activity (UDA)	4,381
Carry forward general activity (UDA)	0
18/19 Contracted orthodontic activity (UOA)	0
Carry forward orthodontic activity (UOA)	0
Baseline contract value	£125,387.01

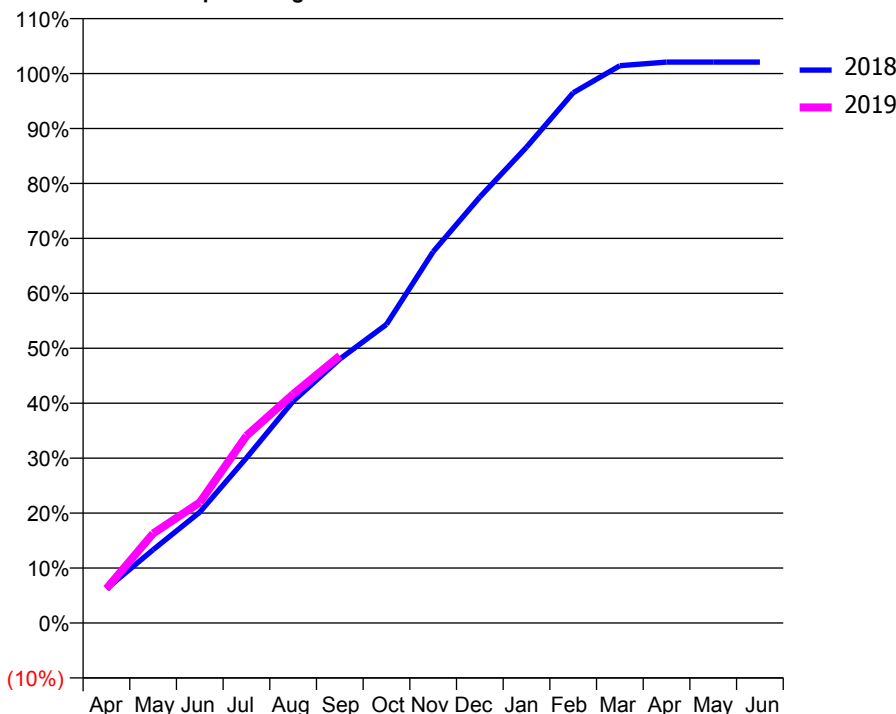
ACCESS*

Patients seen in 24 months	Total	Change since previous quarter
Quarter ending September 2017	1,599	
Quarter ending December 2017	1,604	→
Quarter ending March 2018	1,601	→
Quarter ending June 2018	1,606	→
Quarter ending September 2018	1,611	→
Variance since September 2017	0.8%	→



ACTIVITY

Cumulative percentage of contracted UDA delivered 2018 & 2019



Adjusted Scheduled Activity (UDA)

Month	2018	2019
April	273	273
May	584	714
June	884	962
July	1,317	1,494
August	1,768	1,825
September	2,104	2,131
October	2,381	
November	2,960	
December	3,397	
January	3,794	
February	4,227	
March	4,444	
April	4,472	
May	4,472	
June	4,472	

QUALITY

	Quantity	Base Number	Contract	AT	Region	England
% of FP17s for the same patient ID Re-attending within 3 months - Children	10	204	4.9%	9.3%	12.2%	11.6%
% of FP17s for the same patient ID Re-attending within 3 months - Adults	74	970	7.6%	13.4%	15.8%	15.5%
% of FP17s for the same patient ID Re-attending between 3 & 9 months - Children	148	204	72.5%	60.3%	60.3%	58.8%
% of FP17s for the same patient ID Re-attending between 3 & 9 months - Adults	627	970	64.6%	54.5%	53.5%	51.1%
% of FP17s for Band 1 Urgent Courses	58	1,149	5.0%	7.2%	9.1%	9.0%
% of FP17s Relating to Free Repair or Replacements	0	1,149	0.0%	1.2%	1.0%	0.8%
% of FP17s Relating to Continuations	1	1,149	0.1%	1.1%	1.0%	0.9%
% of Patients satisfied with the dentistry they have received	1	1	N/A	94.2%	93.6%	93.3%
% of Patients satisfied with the time they had to wait for an appointment	1	1	N/A	88.8%	89.8%	88.9%

* This is based on patients treated on this contract for their most recent course of treatment. Figures in italics indicate the base number of FP17s or Patient Questionnaire responses are less than 100. N/A is shown where the base number of responses is less than 10 during the period. % is calculated as Quantity/Base number*100

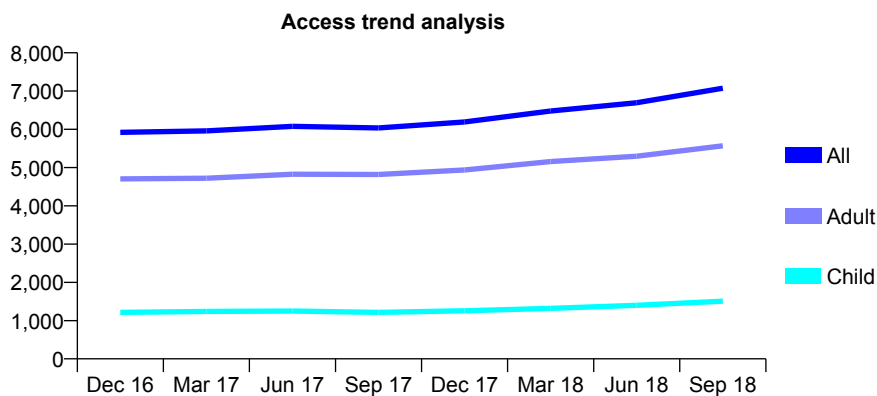
Q51 - Vital Signs At a Glance Contract Report for 118060/0013 - September 2018

Name or company name	Genix Healthcare Ltd
Contract type name	GDS Contract
Purpose of contract	General
Contract start date	01/05/2007
Contract end date	

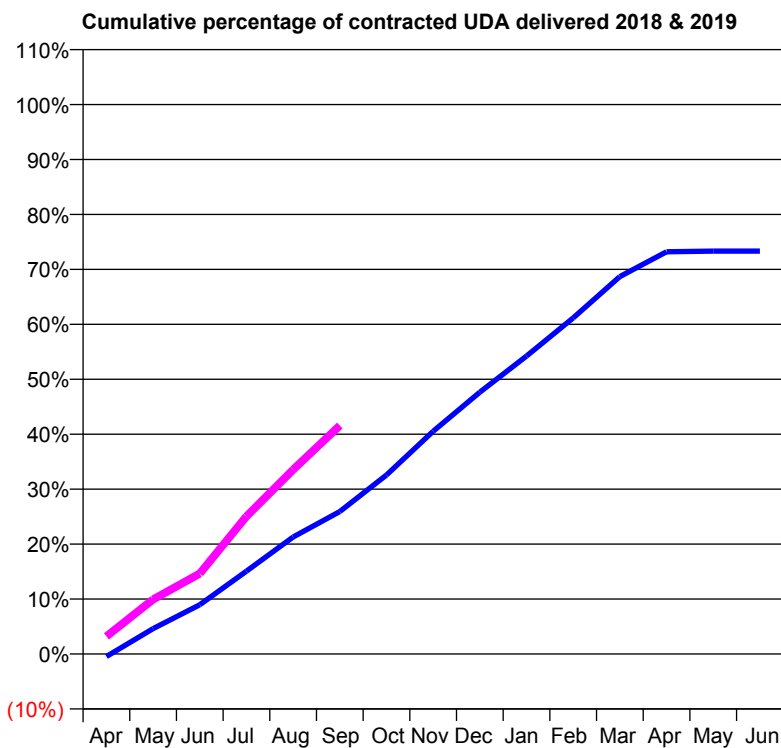
18/19 Contracted general activity (UDA)	25,767
Carry forward general activity (UDA)	0
18/19 Contracted orthodontic activity (UOA)	0
Carry forward orthodontic activity (UOA)	0
Baseline contract value	£878,456.71

ACCESS*

Patients seen in 24 months	Total	Change since previous quarter
Quarter ending September 2017	6,036	
Quarter ending December 2017	6,193	↑
Quarter ending March 2018	6,478	↑
Quarter ending June 2018	6,696	↑
Quarter ending September 2018	7,076	↑
Variance since September 2017	17.2%	↑



ACTIVITY



Adjusted Scheduled Activity (UDA)		
Month	2018	2019
April	-121	830
May	1,189	2,560
June	2,311	3,773
July	3,883	6,453
August	5,484	8,645
September	6,682	10,714
October	8,394	
November	10,444	
December	12,281	
January	13,970	
February	15,762	
March	17,697	
April	18,862	
May	18,891	
June	18,894	

QUALITY

	Quantity	Base Number	Contract	AT	Region	England
% of FP17s for the same patient ID Re-attending within 3 months - Children	111	1,368	8.1%	9.3%	12.2%	11.6%
% of FP17s for the same patient ID Re-attending within 3 months - Adults	517	4,084	12.7%	13.4%	15.8%	15.5%
% of FP17s for the same patient ID Re-attending between 3 & 9 months - Children	790	1,368	57.7%	60.3%	60.3%	58.8%
% of FP17s for the same patient ID Re-attending between 3 & 9 months - Adults	1,887	4,084	46.2%	54.5%	53.5%	51.1%
% of FP17s for Band 1 Urgent Courses	406	4,995	8.1%	7.2%	9.1%	9.0%
% of FP17s Relating to Free Repair or Replacements	57	4,995	1.1%	1.2%	1.0%	0.8%
% of FP17s Relating to Continuations	27	4,995	0.5%	1.1%	1.0%	0.9%
% of Patients satisfied with the dentistry they have received	8	9	N/A	94.2%	93.6%	93.3%
% of Patients satisfied with the time they had to wait for an appointment	8	9	N/A	88.8%	89.8%	88.9%

* This is based on patients treated on this contract for their most recent course of treatment. Figures in italics indicate the base number of FP17s or Patient Questionnaire responses are less than 100. N/A is shown where the base number of responses is less than 10 during the period. % is calculated as Quantity/Base number*100

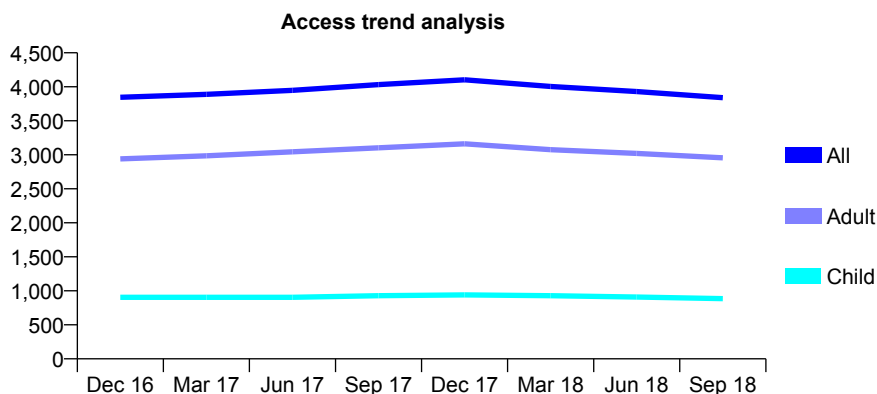
Q51 - Vital Signs At a Glance Contract Report for 119008/0001 - September 2018

Name or company name	765 Dental Care
Contract type name	GDS Contract
Purpose of contract	General
Contract start date	01/04/2014
Contract end date	

18/19 Contracted general activity (UDA)	11,430
Carry forward general activity (UDA)	0
18/19 Contracted orthodontic activity (UOA)	0
Carry forward orthodontic activity (UOA)	0
Baseline contract value	£346,754.17

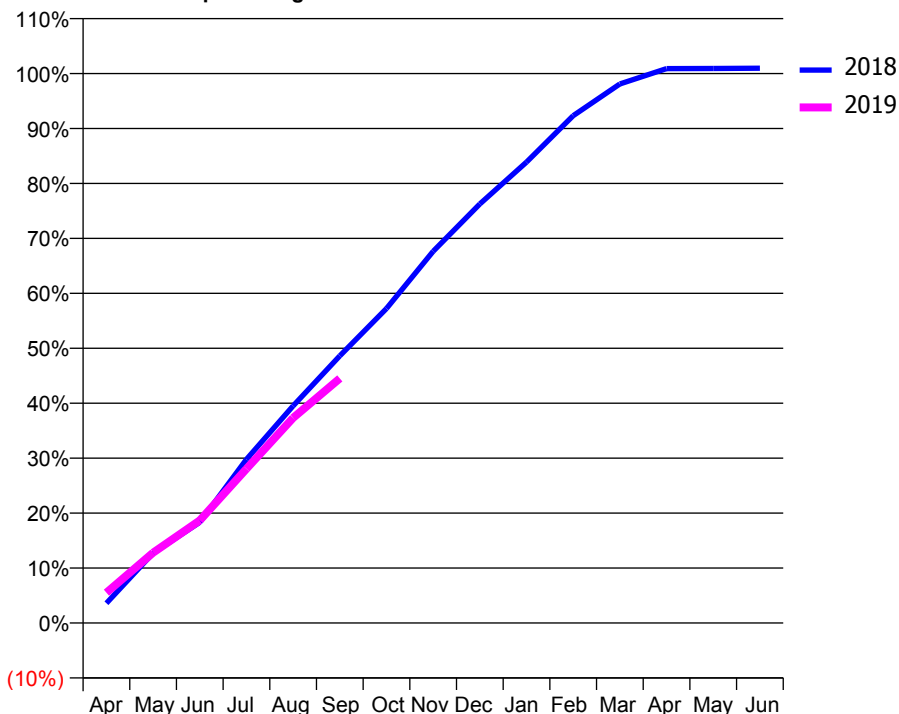
ACCESS*

Patients seen in 24 months	Total	Change since previous quarter
Quarter ending September 2017	4,032	
Quarter ending December 2017	4,103	→
Quarter ending March 2018	4,004	↓
Quarter ending June 2018	3,930	↓
Quarter ending September 2018	3,841	↓
Variance since September 2017	(4.7%)	↓



ACTIVITY

Cumulative percentage of contracted UDA delivered 2018 & 2019



Adjusted Scheduled Activity (UDA)

Month	2018	2019
April	411	631
May	1,454	1,463
June	2,095	2,135
July	3,405	3,208
August	4,517	4,267
September	5,558	5,087
October	6,543	
November	7,733	
December	8,716	
January	9,587	
February	10,552	
March	11,214	
April	11,533	
May	11,535	
June	11,539	

QUALITY

	Quantity	Base Number	Contract	AT	Region	England
% of FP17s for the same patient ID Re-attending within 3 months - Children	44	755	5.8%	9.3%	12.2%	11.6%
% of FP17s for the same patient ID Re-attending within 3 months - Adults	317	2,378	13.3%	13.4%	15.8%	15.5%
% of FP17s for the same patient ID Re-attending between 3 & 9 months - Children	527	755	69.8%	60.3%	60.3%	58.8%
% of FP17s for the same patient ID Re-attending between 3 & 9 months - Adults	1,641	2,378	69.0%	54.5%	53.5%	51.1%
% of FP17s for Band 1 Urgent Courses	145	2,948	4.9%	7.2%	9.1%	9.0%
% of FP17s Relating to Free Repair or Replacements	28	2,948	0.9%	1.2%	1.0%	0.8%
% of FP17s Relating to Continuations	41	2,948	1.4%	1.1%	1.0%	0.9%
% of Patients satisfied with the dentistry they have received	2	2	N/A	94.2%	93.6%	93.3%
% of Patients satisfied with the time they had to wait for an appointment	2	2	N/A	88.8%	89.8%	88.9%

* This is based on patients treated on this contract for their most recent course of treatment. Figures in italics indicate the base number of FP17s or Patient Questionnaire responses are less than 100. N/A is shown where the base number of responses is less than 10 during the period. % is calculated as Quantity/Base number*100

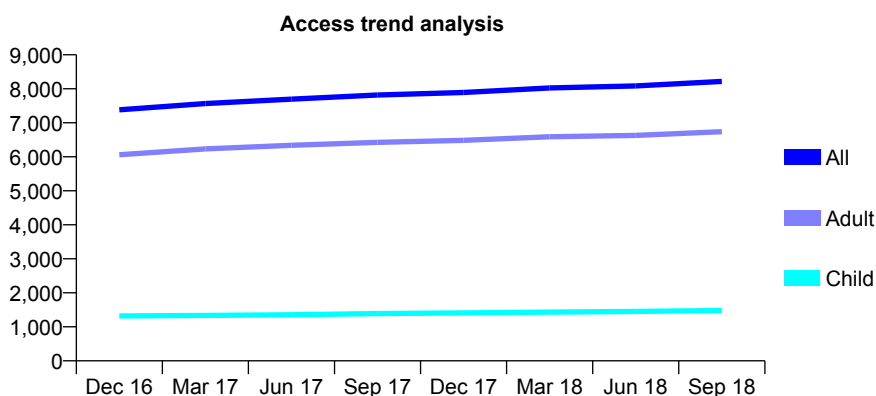
Q51 - Vital Signs At a Glance Contract Report for 120324/0001 - September 2018

Name or company name	Mrs EA Hughes-Docherty
Contract type name	GDS Contract
Purpose of contract	General
Contract start date	01/04/2006
Contract end date	

18/19 Contracted general activity (UDA)	21,825
Carry forward general activity (UDA)	0
18/19 Contracted orthodontic activity (UOA)	0
Carry forward orthodontic activity (UOA)	0
Baseline contract value	£698,043.72

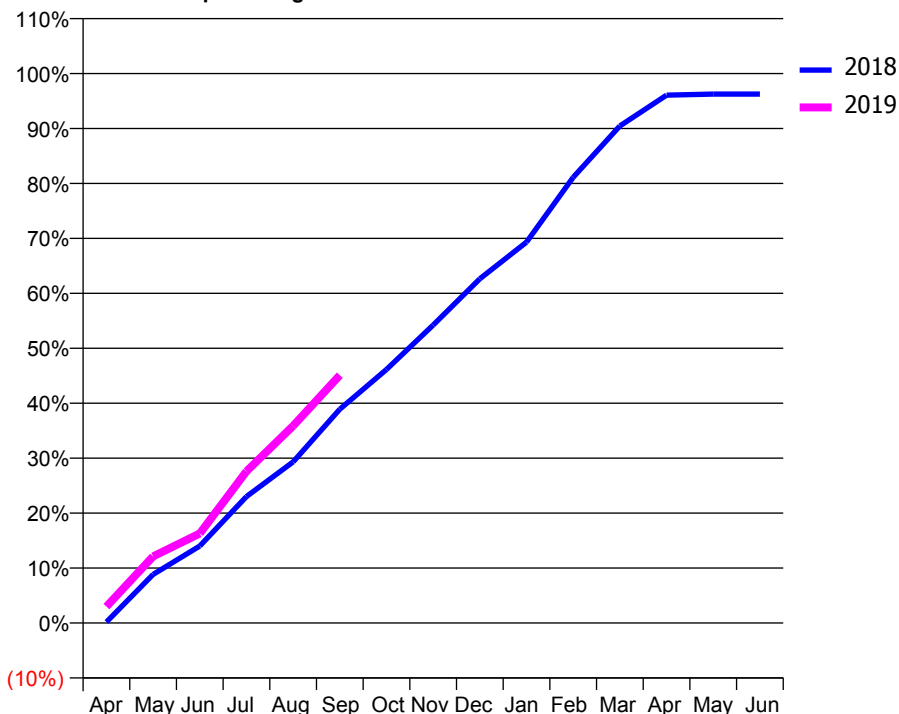
ACCESS*

Patients seen in 24 months	Total	Change since previous quarter
Quarter ending September 2017	7,818	
Quarter ending December 2017	7,894	→
Quarter ending March 2018	8,024	→
Quarter ending June 2018	8,083	→
Quarter ending September 2018	8,218	→
Variance since September 2017	5.1%	↑



ACTIVITY

Cumulative percentage of contracted UDA delivered 2018 & 2019



Adjusted Scheduled Activity (UDA)

Month	2018	2019
April	37	652
May	1,930	2,645
June	3,057	3,554
July	5,022	6,026
August	6,403	7,832
September	8,495	9,841
October	10,071	
November	11,837	
December	13,675	
January	15,128	
February	17,703	
March	19,742	
April	20,964	
May	21,005	
June	21,006	

QUALITY

	Quantity	Base Number	Contract	AT	Region	England
% of FP17s for the same patient ID Re-attending within 3 months - Children	76	1,321	5.8%	9.3%	12.2%	11.6%
% of FP17s for the same patient ID Re-attending within 3 months - Adults	715	5,515	13.0%	13.4%	15.8%	15.5%
% of FP17s for the same patient ID Re-attending between 3 & 9 months - Children	960	1,321	72.7%	60.3%	60.3%	58.8%
% of FP17s for the same patient ID Re-attending between 3 & 9 months - Adults	3,433	5,515	62.2%	54.5%	53.5%	51.1%
% of FP17s for Band 1 Urgent Courses	182	5,900	3.1%	7.2%	9.1%	9.0%
% of FP17s Relating to Free Repair or Replacements	73	5,900	1.2%	1.2%	1.0%	0.8%
% of FP17s Relating to Continuations	59	5,900	1.0%	1.1%	1.0%	0.9%
% of Patients satisfied with the dentistry they have received	3	3	N/A	94.2%	93.6%	93.3%
% of Patients satisfied with the time they had to wait for an appointment	3	3	N/A	88.8%	89.8%	88.9%

* This is based on patients treated on this contract for their most recent course of treatment. Figures in italics indicate the base number of FP17s or Patient Questionnaire responses are less than 100. N/A is shown where the base number of responses is less than 10 during the period. % is calculated as Quantity/Base number*100

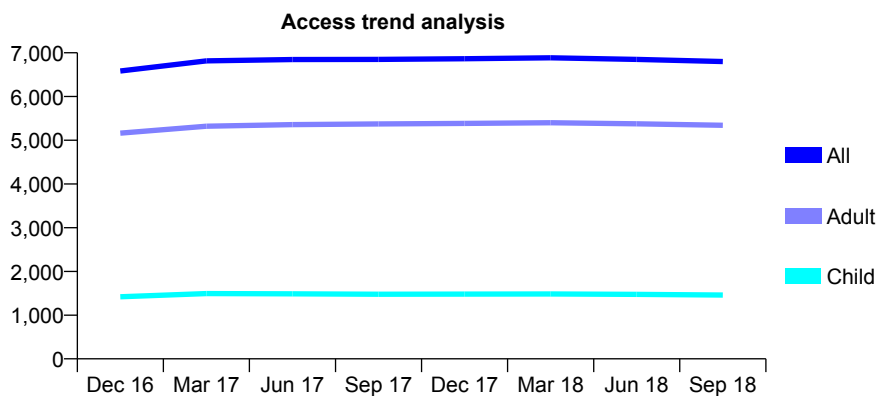
Q51 - Vital Signs At a Glance Contract Report for 122270/0001 - September 2018

Name or company name	Birley Moor Dental Practice Partnership
Contract type name	GDS Contract
Purpose of contract	General
Contract start date	31/03/2012
Contract end date	

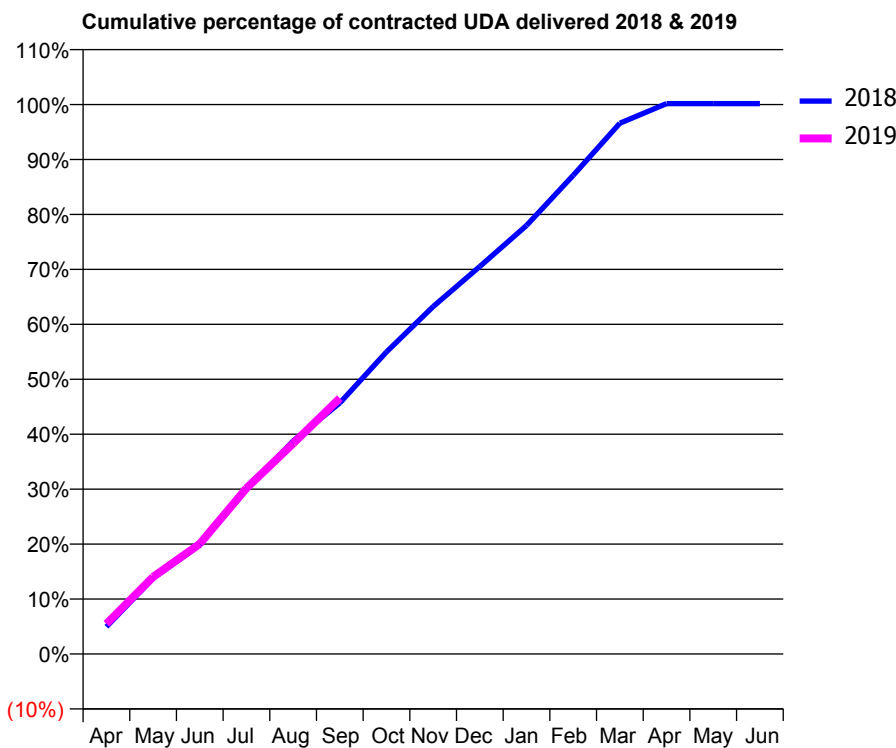
18/19 Contracted general activity (UDA)	19,200
Carry forward general activity (UDA)	0
18/19 Contracted orthodontic activity (UOA)	0
Carry forward orthodontic activity (UOA)	0
Baseline contract value	£515,299.48

ACCESS*

Patients seen in 24 months	Total	Change since previous quarter
Quarter ending September 2017	6,849	
Quarter ending December 2017	6,865	→
Quarter ending March 2018	6,885	→
Quarter ending June 2018	6,850	→
Quarter ending September 2018	6,801	→
Variance since September 2017	(0.7%)	→



ACTIVITY



Month	Adjusted Scheduled Activity (UDA)	
	2018	2019
April	952	1,056
May	2,645	2,695
June	3,810	3,852
July	5,745	5,792
August	7,444	7,356
September	8,772	8,937
October	10,557	
November	12,142	
December	13,541	
January	14,970	
February	16,724	
March	18,546	
April	19,232	
May	19,232	
June	19,232	

QUALITY

	Quantity	Base Number	Contract	AT	Region	England
% of FP17s for the same patient ID Re-attending within 3 months - Children	77	1,248	6.2%	9.3%	12.2%	11.6%
% of FP17s for the same patient ID Re-attending within 3 months - Adults	508	4,337	11.7%	13.4%	15.8%	15.5%
% of FP17s for the same patient ID Re-attending between 3 & 9 months - Children	964	1,248	77.2%	60.3%	60.3%	58.8%
% of FP17s for the same patient ID Re-attending between 3 & 9 months - Adults	2,915	4,337	67.2%	54.5%	53.5%	51.1%
% of FP17s for Band 1 Urgent Courses	278	5,214	5.3%	7.2%	9.1%	9.0%
% of FP17s Relating to Free Repair or Replacements	26	5,214	0.5%	1.2%	1.0%	0.8%
% of FP17s Relating to Continuations	70	5,214	1.3%	1.1%	1.0%	0.9%
% of Patients satisfied with the dentistry they have received	3	3	N/A	94.2%	93.6%	93.3%
% of Patients satisfied with the time they had to wait for an appointment	3	3	N/A	88.8%	89.8%	88.9%

* This is based on patients treated on this contract for their most recent course of treatment. Figures in italics indicate the base number of FP17s or Patient Questionnaire responses are less than 100. N/A is shown where the base number of responses is less than 10 during the period. % is calculated as Quantity/Base number*100

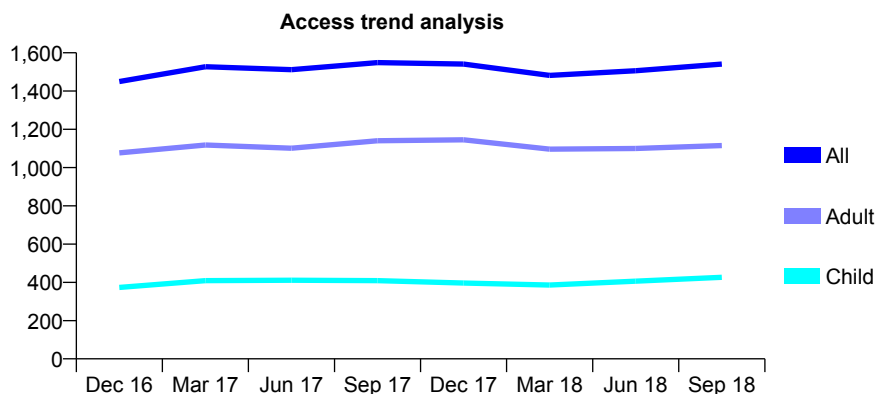
Q51 - Vital Signs At a Glance Contract Report for 122491/0001 - September 2018

Name or company name	Norfolk Park Family Dental Centre
Contract type name	GDS Contract
Purpose of contract	General
Contract start date	01/04/2012
Contract end date	

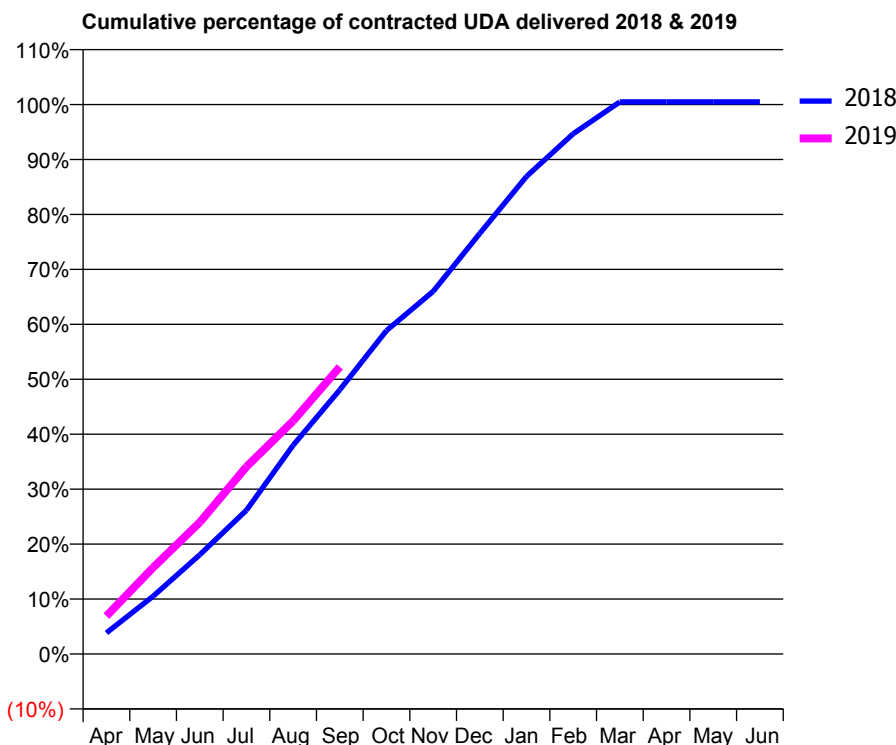
18/19 Contracted general activity (UDA)	4,621
Carry forward general activity (UDA)	0
18/19 Contracted orthodontic activity (UOA)	0
Carry forward orthodontic activity (UOA)	0
Baseline contract value	£104,486.55

ACCESS*

Patients seen in 24 months	Total	Change since previous quarter
Quarter ending September 2017	1,549	
Quarter ending December 2017	1,541	→
Quarter ending March 2018	1,482	↓
Quarter ending June 2018	1,506	→
Quarter ending September 2018	1,541	↑
Variance since September 2017	(0.5%)	→



ACTIVITY



Month	Adjusted Scheduled Activity (UDA)	
	2018	2019
April	178	319
May	487	727
June	834	1,108
July	1,209	1,575
August	1,756	1,960
September	2,222	2,415
October	2,720	
November	3,050	
December	3,538	
January	4,016	
February	4,375	
March	4,643	
April	4,643	
May	4,643	
June	4,643	

QUALITY

	Quantity	Base Number	Contract	AT	Region	England
% of FP17s for the same patient ID Re-attending within 3 months - Children	14	268	5.2%	9.3%	12.2%	11.6%
% of FP17s for the same patient ID Re-attending within 3 months - Adults	64	631	10.1%	13.4%	15.8%	15.5%
% of FP17s for the same patient ID Re-attending between 3 & 9 months - Children	120	268	44.8%	60.3%	60.3%	58.8%
% of FP17s for the same patient ID Re-attending between 3 & 9 months - Adults	237	631	37.6%	54.5%	53.5%	51.1%
% of FP17s for Band 1 Urgent Courses	88	899	9.8%	7.2%	9.1%	9.0%
% of FP17s Relating to Free Repair or Replacements	10	899	1.1%	1.2%	1.0%	0.8%
% of FP17s Relating to Continuations	4	899	0.4%	1.1%	1.0%	0.9%
% of Patients satisfied with the dentistry they have received	1	1	N/A	94.2%	93.6%	93.3%
% of Patients satisfied with the time they had to wait for an appointment	1	1	N/A	88.8%	89.8%	88.9%

* This is based on patients treated on this contract for their most recent course of treatment. Figures in italics indicate the base number of FP17s or Patient Questionnaire responses are less than 100. N/A is shown where the base number of responses is less than 10 during the period. % is calculated as Quantity/Base number*100

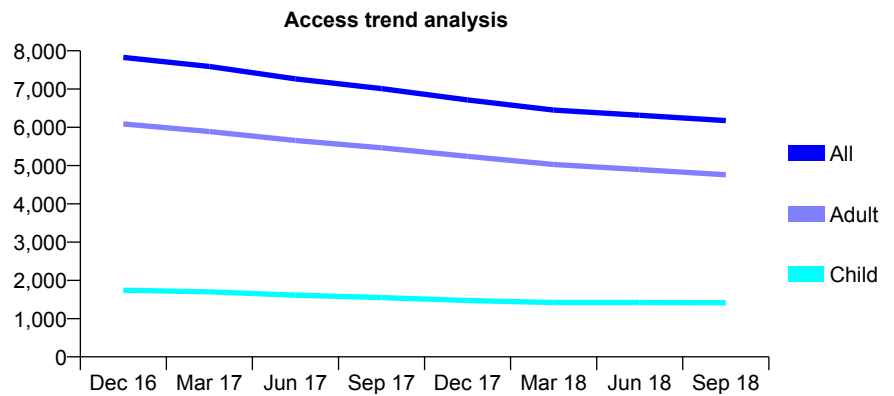
Q51 - Vital Signs At a Glance Contract Report for 125679/0001 - September 2018

Name or company name	Carcroft Dental Practice
Contract type name	GDS Contract
Purpose of contract	General
Contract start date	01/01/2012
Contract end date	

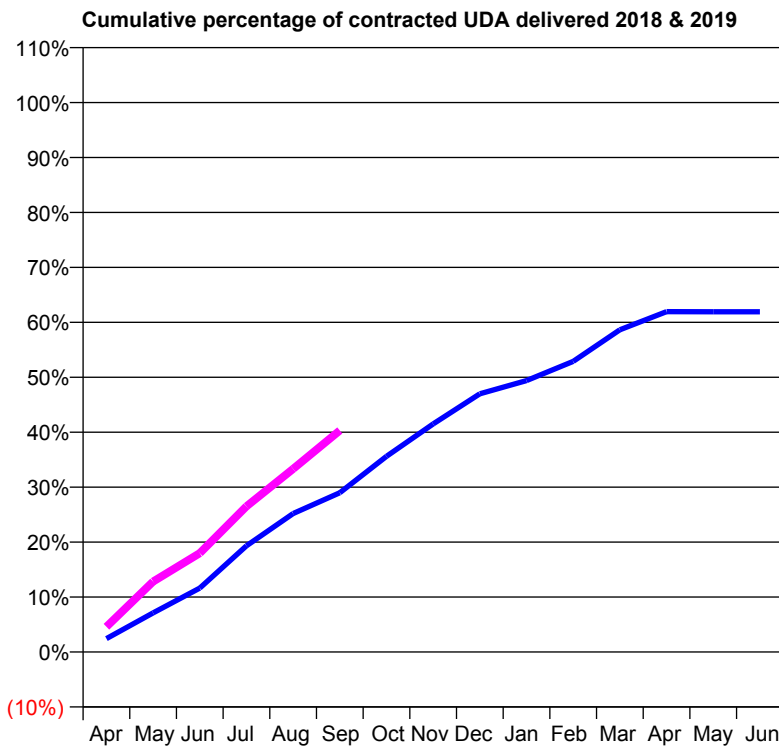
18/19 Contracted general activity (UDA)	21,566
Carry forward general activity (UDA)	0
18/19 Contracted orthodontic activity (UOA)	0
Carry forward orthodontic activity (UOA)	0
Baseline contract value	£617,231.46

ACCESS*

Patients seen in 24 months	Total	Change since previous quarter
Quarter ending September 2017	7,013	
Quarter ending December 2017	6,714	↓
Quarter ending March 2018	6,450	↓
Quarter ending June 2018	6,316	↓
Quarter ending September 2018	6,174	↓
Variance since September 2017	(12.0%)	↓



ACTIVITY



Month	Adjusted Scheduled Activity (UDA)	
	2018	2019
April	528	989
May	1,533	2,765
June	2,512	3,878
July	4,167	5,719
August	5,437	7,190
September	6,253	8,694
October	7,681	
November	8,951	
December	10,133	
January	10,653	
February	11,405	
March	12,645	
April	13,356	
May	13,352	
June	13,353	

QUALITY

	Quantity	Base Number	Contract	AT	Region	England
% of FP17s for the same patient ID Re-attending within 3 months - Children	55	1,050	5.2%	9.3%	12.2%	11.6%
% of FP17s for the same patient ID Re-attending within 3 months - Adults	326	3,093	10.5%	13.4%	15.8%	15.5%
% of FP17s for the same patient ID Re-attending between 3 & 9 months - Children	388	1,050	37.0%	60.3%	60.3%	58.8%
% of FP17s for the same patient ID Re-attending between 3 & 9 months - Adults	944	3,093	30.5%	54.5%	53.5%	51.1%
% of FP17s for Band 1 Urgent Courses	262	3,839	6.8%	7.2%	9.1%	9.0%
% of FP17s Relating to Free Repair or Replacements	34	3,839	0.9%	1.2%	1.0%	0.8%
% of FP17s Relating to Continuations	34	3,839	0.9%	1.1%	1.0%	0.9%
% of Patients satisfied with the dentistry they have received	8	8	N/A	94.2%	93.6%	93.3%
% of Patients satisfied with the time they had to wait for an appointment	6	8	N/A	88.8%	89.8%	88.9%

* This is based on patients treated on this contract for their most recent course of treatment. Figures in italics indicate the base number of FP17s or Patient Questionnaire responses are less than 100. N/A is shown where the base number of responses is less than 10 during the period. % is calculated as Quantity/Base number*100

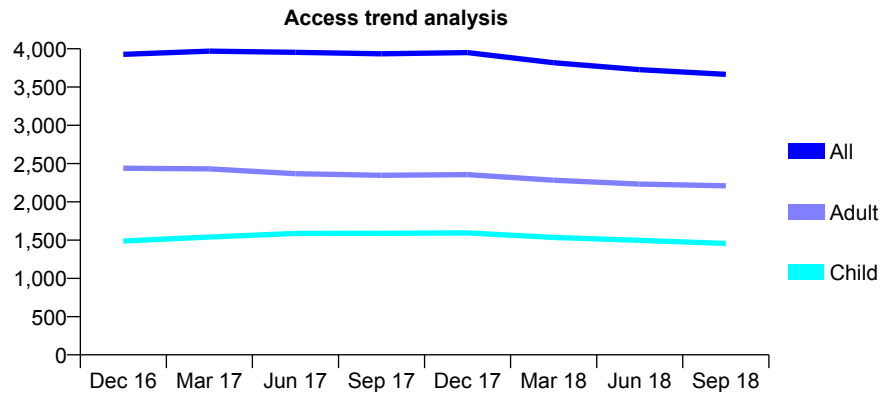
Q51 - Vital Signs At a Glance Contract Report for 127922/0001 - September 2018

Name or company name	Pitsmoor Dental Health
Contract type name	GDS Contract
Purpose of contract	General
Contract start date	01/07/2011
Contract end date	

18/19 Contracted general activity (UDA)	11,393
Carry forward general activity (UDA)	0
18/19 Contracted orthodontic activity (UOA)	0
Carry forward orthodontic activity (UOA)	0
Baseline contract value	£370,161.13

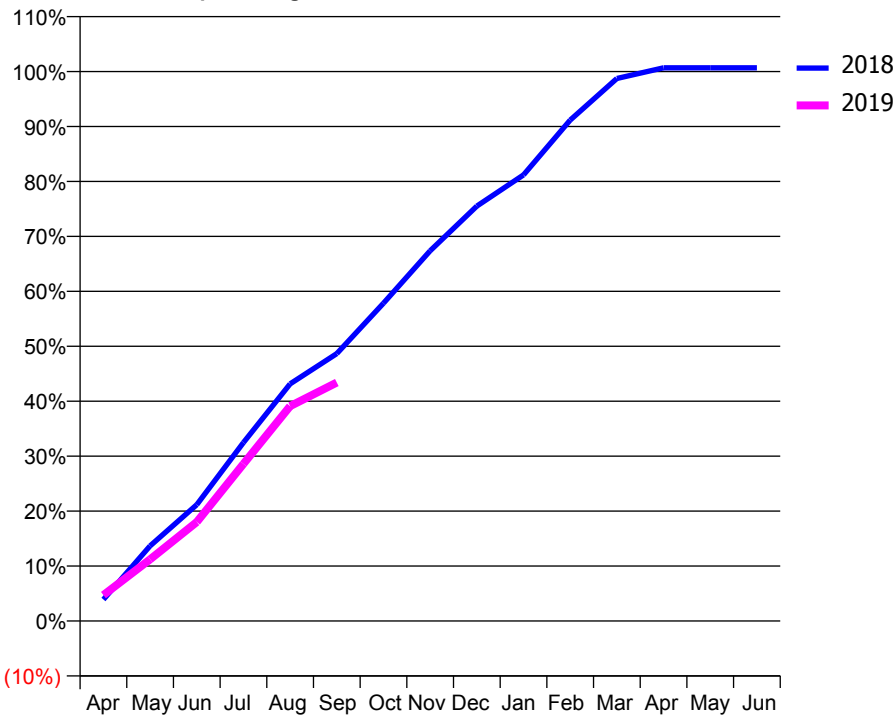
ACCESS*

Patients seen in 24 months	Total	Change since previous quarter
Quarter ending September 2017	3,935	
Quarter ending December 2017	3,950	→
Quarter ending March 2018	3,817	↓
Quarter ending June 2018	3,728	↓
Quarter ending September 2018	3,666	↓
Variance since September 2017	(6.8%)	↓



ACTIVITY

Cumulative percentage of contracted UDA delivered 2018 & 2019



Adjusted Scheduled Activity (UDA)		
Month	2018	2019
April	448	539
May	1,558	1,279
June	2,412	2,053
July	3,700	3,258
August	4,918	4,456
September	5,543	4,943
October	6,590	
November	7,676	
December	8,602	
January	9,250	
February	10,385	
March	11,249	
April	11,469	
May	11,471	
June	11,471	

QUALITY

	Quantity	Base Number	Contract	AT	Region	England
% of FP17s for the same patient ID Re-attending within 3 months - Children	58	1,026	5.7%	9.3%	12.2%	11.6%
% of FP17s for the same patient ID Re-attending within 3 months - Adults	197	1,569	12.6%	13.4%	15.8%	15.5%
% of FP17s for the same patient ID Re-attending between 3 & 9 months - Children	662	1,026	64.5%	60.3%	60.3%	58.8%
% of FP17s for the same patient ID Re-attending between 3 & 9 months - Adults	954	1,569	60.8%	54.5%	53.5%	51.1%
% of FP17s for Band 1 Urgent Courses	243	2,549	9.5%	7.2%	9.1%	9.0%
% of FP17s Relating to Free Repair or Replacements	13	2,549	0.5%	1.2%	1.0%	0.8%
% of FP17s Relating to Continuations	1	2,549	0.0%	1.1%	1.0%	0.9%
% of Patients satisfied with the dentistry they have received	1	1	N/A	94.2%	93.6%	93.3%
% of Patients satisfied with the time they had to wait for an appointment	1	1	N/A	88.8%	89.8%	88.9%

* This is based on patients treated on this contract for their most recent course of treatment. Figures in italics indicate the base number of FP17s or Patient Questionnaire responses are less than 100. N/A is shown where the base number of responses is less than 10 during the period. % is calculated as Quantity/Base number*100

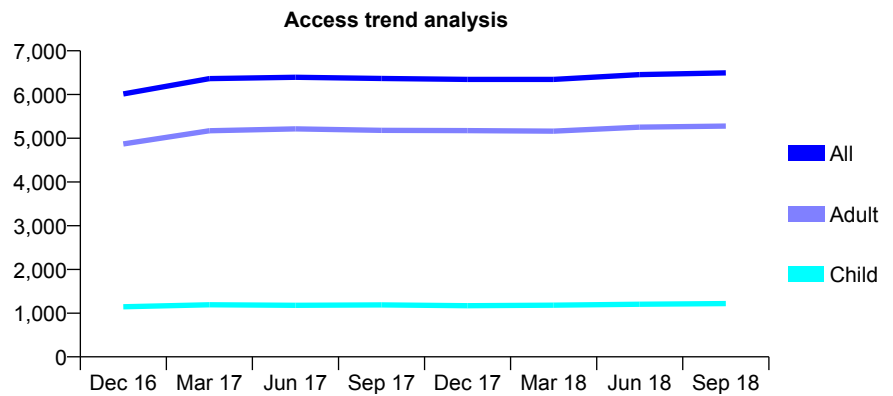
Q51 - Vital Signs At a Glance Contract Report for 128317/0001 - September 2018

Name or company name	Fern Cottage Dental Practice
Contract type name	GDS Contract
Purpose of contract	General
Contract start date	01/05/2015
Contract end date	

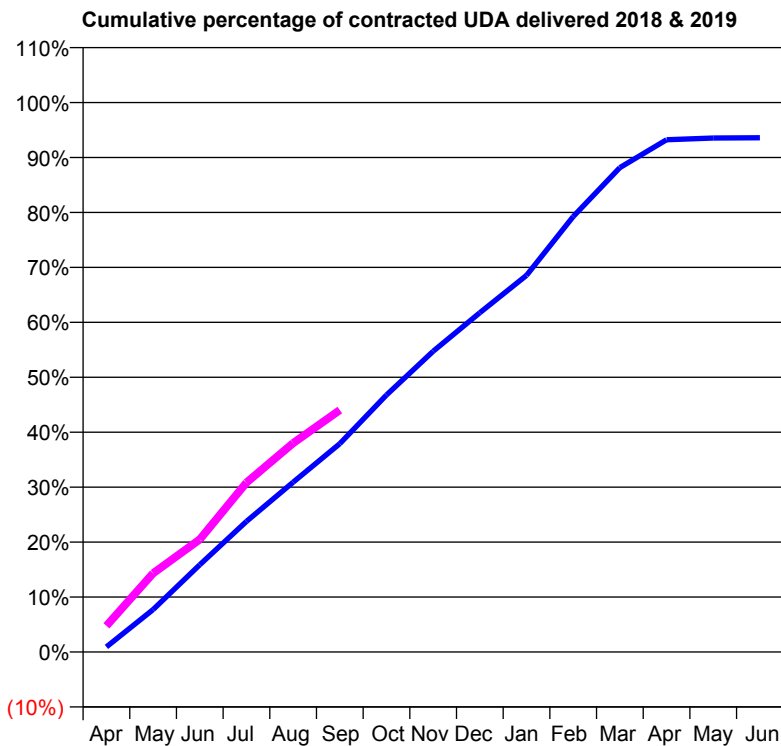
18/19 Contracted general activity (UDA)	20,208
Carry forward general activity (UDA)	0
18/19 Contracted orthodontic activity (UOA)	0
Carry forward orthodontic activity (UOA)	0
Baseline contract value	£561,014.47

ACCESS*

Patients seen in 24 months	Total	Change since previous quarter
Quarter ending September 2017	6,368	
Quarter ending December 2017	6,345	→
Quarter ending March 2018	6,345	→
Quarter ending June 2018	6,456	→
Quarter ending September 2018	6,494	→
Variance since September 2017	2.0%	→



ACTIVITY



Adjusted Scheduled Activity (UDA)		
Month	2018	2019
April	187	964
May	1,563	2,897
June	3,208	4,141
July	4,804	6,228
August	6,245	7,683
September	7,664	8,898
October	9,454	
November	11,063	
December	12,479	
January	13,852	
February	16,016	
March	17,815	
April	18,839	
May	18,904	
June	18,911	

QUALITY

	Quantity	Base Number	Contract	AT	Region	England
% of FP17s for the same patient ID Re-attending within 3 months - Children	51	866	5.9%	9.3%	12.2%	11.6%
% of FP17s for the same patient ID Re-attending within 3 months - Adults	332	3,479	9.5%	13.4%	15.8%	15.5%
% of FP17s for the same patient ID Re-attending between 3 & 9 months - Children	491	866	56.7%	60.3%	60.3%	58.8%
% of FP17s for the same patient ID Re-attending between 3 & 9 months - Adults	1,890	3,479	54.3%	54.5%	53.5%	51.1%
% of FP17s for Band 1 Urgent Courses	186	3,980	4.7%	7.2%	9.1%	9.0%
% of FP17s Relating to Free Repair or Replacements	36	3,980	0.9%	1.2%	1.0%	0.8%
% of FP17s Relating to Continuations	31	3,980	0.8%	1.1%	1.0%	0.9%
% of Patients satisfied with the dentistry they have received	7	8	N/A	94.2%	93.6%	93.3%
% of Patients satisfied with the time they had to wait for an appointment	8	8	N/A	88.8%	89.8%	88.9%

* This is based on patients treated on this contract for their most recent course of treatment. Figures in italics indicate the base number of FP17s or Patient Questionnaire responses are less than 100. N/A is shown where the base number of responses is less than 10 during the period. % is calculated as Quantity/Base number*100

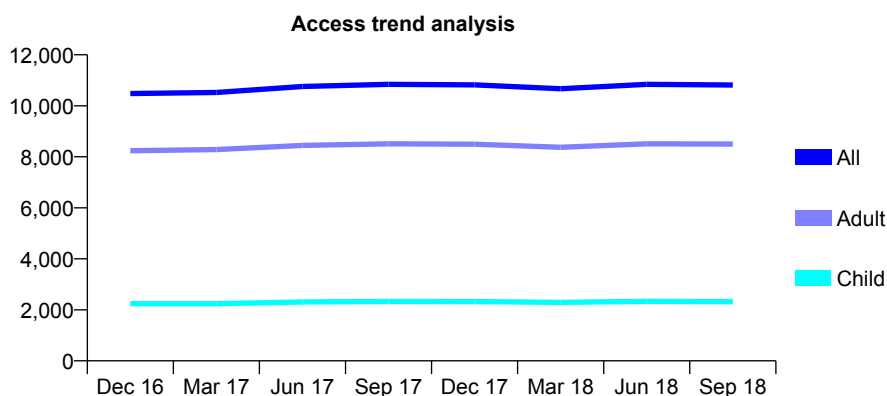
Q51 - Vital Signs At a Glance Contract Report for 129313/0001 - September 2018

Name or company name	Wiltorpe Park Dental Surgery
Contract type name	GDS Contract
Purpose of contract	General
Contract start date	01/02/2014
Contract end date	

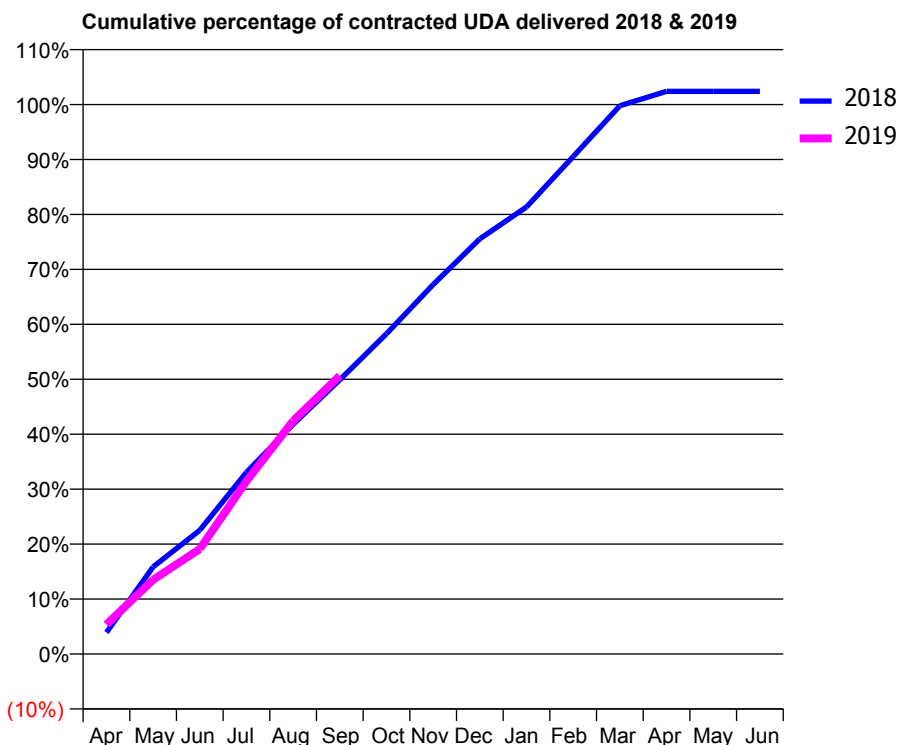
18/19 Contracted general activity (UDA)	29,500
Carry forward general activity (UDA)	0
18/19 Contracted orthodontic activity (UOA)	0
Carry forward orthodontic activity (UOA)	0
Baseline contract value	£841,220.19

ACCESS*

Patients seen in 24 months	Total	Change since previous quarter
Quarter ending September 2017	10,840	
Quarter ending December 2017	10,819	→
Quarter ending March 2018	10,668	↓
Quarter ending June 2018	10,844	→
Quarter ending September 2018	10,818	→
Variance since September 2017	(0.2%)	→



ACTIVITY



Adjusted Scheduled Activity (UDA)		
Month	2018	2019
April	1,156	1,586
May	4,676	3,983
June	6,650	5,636
July	9,754	9,281
August	12,329	12,521
September	14,721	14,941
October	17,192	
November	19,831	
December	22,288	
January	24,000	
February	26,705	
March	29,434	
April	30,203	
May	30,206	
June	30,206	

QUALITY

	Quantity	Base Number	Contract	AT	Region	England
% of FP17s for the same patient ID Re-attending within 3 months - Children	82	1,942	4.2%	9.3%	12.2%	11.6%
% of FP17s for the same patient ID Re-attending within 3 months - Adults	499	6,785	7.4%	13.4%	15.8%	15.5%
% of FP17s for the same patient ID Re-attending between 3 & 9 months - Children	1,319	1,942	67.9%	60.3%	60.3%	58.8%
% of FP17s for the same patient ID Re-attending between 3 & 9 months - Adults	4,613	6,785	68.0%	54.5%	53.5%	51.1%
% of FP17s for Band 1 Urgent Courses	152	8,244	1.8%	7.2%	9.1%	9.0%
% of FP17s Relating to Free Repair or Replacements	91	8,244	1.1%	1.2%	1.0%	0.8%
% of FP17s Relating to Continuations	25	8,244	0.3%	1.1%	1.0%	0.9%
% of Patients satisfied with the dentistry they have received	18	18	100.0%	94.2%	93.6%	93.3%
% of Patients satisfied with the time they had to wait for an appointment	17	18	94.4%	88.8%	89.8%	88.9%

* This is based on patients treated on this contract for their most recent course of treatment. Figures in italics indicate the base number of FP17s or Patient Questionnaire responses are less than 100. N/A is shown where the base number of responses is less than 10 during the period. % is calculated as Quantity/Base number*100

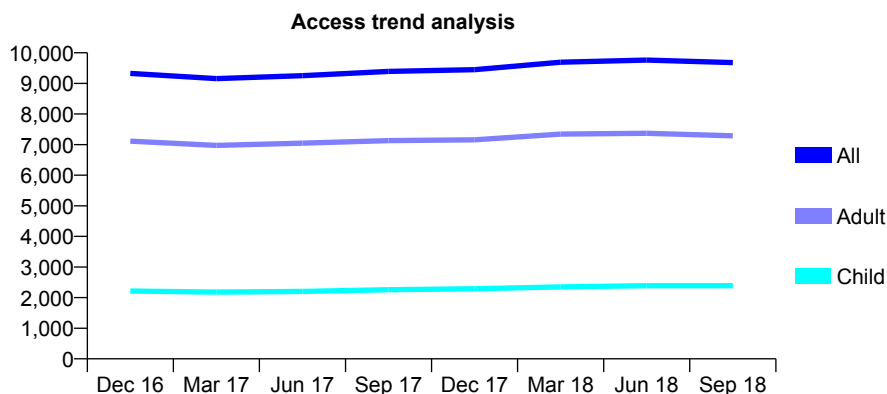
Q51 - Vital Signs At a Glance Contract Report for 129461/0001 - September 2018

Name or company name	IDH 622 Limited
Contract type name	GDS Contract
Purpose of contract	General
Contract start date	01/06/2012
Contract end date	

18/19 Contracted general activity (UDA)	27,284
Carry forward general activity (UDA)	0
18/19 Contracted orthodontic activity (UOA)	0
Carry forward orthodontic activity (UOA)	0
Baseline contract value	£765,061.72

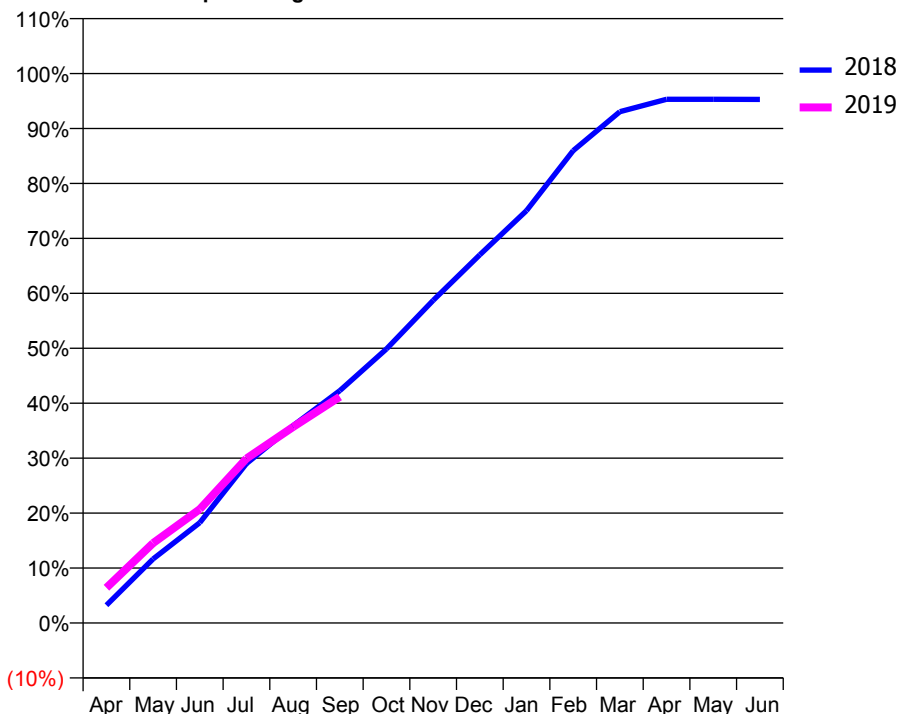
ACCESS*

Patients seen in 24 months	Total	Change since previous quarter
Quarter ending September 2017	9,393	
Quarter ending December 2017	9,448	→
Quarter ending March 2018	9,693	↑
Quarter ending June 2018	9,761	→
Quarter ending September 2018	9,680	→
Variance since September 2017	3.1%	↑



ACTIVITY

Cumulative percentage of contracted UDA delivered 2018 & 2019



Month	Adjusted Scheduled Activity (UDA)	
	2018	2019
April	883	1,749
May	3,178	3,968
June	4,980	5,652
July	7,914	8,170
August	9,801	9,739
September	11,540	11,232
October	13,609	
November	16,022	
December	18,285	
January	20,475	
February	23,452	
March	25,389	
April	26,006	
May	26,002	
June	25,999	

QUALITY

	Quantity	Base Number	Contract	AT	Region	England
% of FP17s for the same patient ID Re-attending within 3 months - Children	90	1,578	5.7%	9.3%	12.2%	11.6%
% of FP17s for the same patient ID Re-attending within 3 months - Adults	460	4,391	10.5%	13.4%	15.8%	15.5%
% of FP17s for the same patient ID Re-attending between 3 & 9 months - Children	902	1,578	57.2%	60.3%	60.3%	58.8%
% of FP17s for the same patient ID Re-attending between 3 & 9 months - Adults	2,402	4,391	54.7%	54.5%	53.5%	51.1%
% of FP17s for Band 1 Urgent Courses	294	5,647	5.2%	7.2%	9.1%	9.0%
% of FP17s Relating to Free Repair or Replacements	50	5,647	0.9%	1.2%	1.0%	0.8%
% of FP17s Relating to Continuations	81	5,647	1.4%	1.1%	1.0%	0.9%
% of Patients satisfied with the dentistry they have received	5	5	N/A	94.2%	93.6%	93.3%
% of Patients satisfied with the time they had to wait for an appointment	5	5	N/A	88.8%	89.8%	88.9%

* This is based on patients treated on this contract for their most recent course of treatment. Figures in italics indicate the base number of FP17s or Patient Questionnaire responses are less than 100. N/A is shown where the base number of responses is less than 10 during the period. % is calculated as Quantity/Base number*100

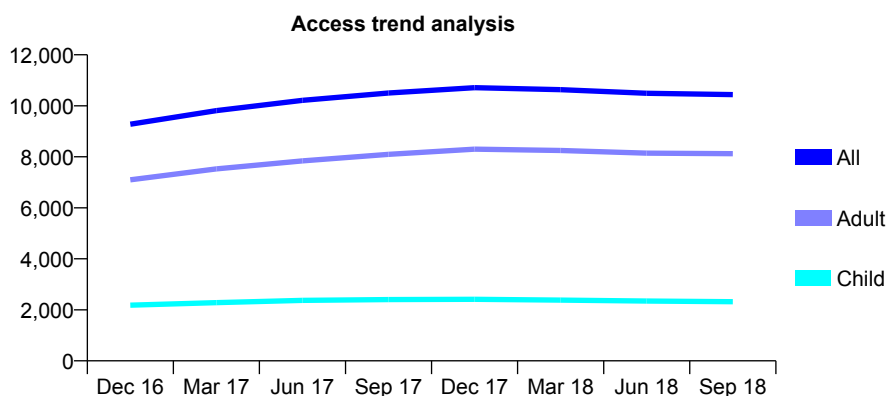
Q51 - Vital Signs At a Glance Contract Report for 129763/0001 - September 2018

Name or company name	Bramley Dental Practice
Contract type name	GDS Contract
Purpose of contract	General
Contract start date	01/01/2016
Contract end date	

18/19 Contracted general activity (UDA)	28,862
Carry forward general activity (UDA)	0
18/19 Contracted orthodontic activity (UOA)	0
Carry forward orthodontic activity (UOA)	0
Baseline contract value	£912,627.71

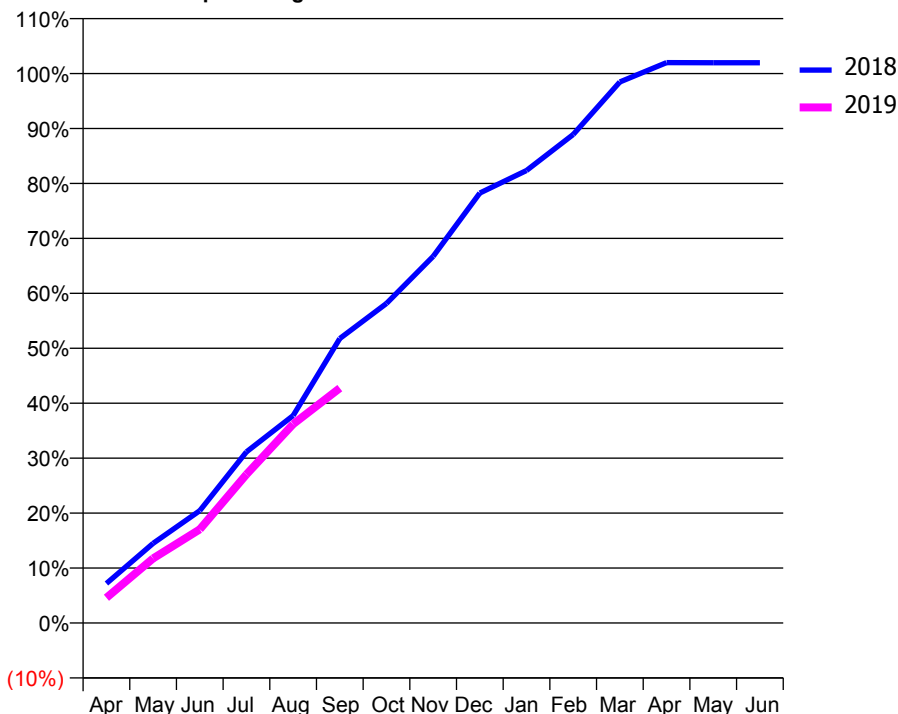
ACCESS*

Patients seen in 24 months	Total	Change since previous quarter
Quarter ending September 2017	10,500	
Quarter ending December 2017	10,713	↑
Quarter ending March 2018	10,631	→
Quarter ending June 2018	10,489	↓
Quarter ending September 2018	10,438	→
Variance since September 2017	(0.6%)	→



ACTIVITY

Cumulative percentage of contracted UDA delivered 2018 & 2019



Month	Adjusted Scheduled Activity (UDA)	
	2018	2019
April	2,079	1,326
May	4,187	3,390
June	5,904	4,923
July	8,987	7,804
August	10,897	10,443
September	14,940	12,334
October	16,787	
November	19,259	
December	22,581	
January	23,765	
February	25,656	
March	28,421	
April	29,431	
May	29,426	
June	29,428	

QUALITY

	Quantity	Base Number	Contract	AT	Region	England
% of FP17s for the same patient ID Re-attending within 3 months - Children	100	1,871	5.3%	9.3%	12.2%	11.6%
% of FP17s for the same patient ID Re-attending within 3 months - Adults	520	6,369	8.2%	13.4%	15.8%	15.5%
% of FP17s for the same patient ID Re-attending between 3 & 9 months - Children	1,281	1,871	68.5%	60.3%	60.3%	58.8%
% of FP17s for the same patient ID Re-attending between 3 & 9 months - Adults	4,265	6,369	67.0%	54.5%	53.5%	51.1%
% of FP17s for Band 1 Urgent Courses	222	7,101	3.1%	7.2%	9.1%	9.0%
% of FP17s Relating to Free Repair or Replacements	65	7,101	0.9%	1.2%	1.0%	0.8%
% of FP17s Relating to Continuations	28	7,101	0.4%	1.1%	1.0%	0.9%
% of Patients satisfied with the dentistry they have received	4	4	N/A	94.2%	93.6%	93.3%
% of Patients satisfied with the time they had to wait for an appointment	4	4	N/A	88.8%	89.8%	88.9%

* This is based on patients treated on this contract for their most recent course of treatment. Figures in italics indicate the base number of FP17s or Patient Questionnaire responses are less than 100. N/A is shown where the base number of responses is less than 10 during the period. % is calculated as Quantity/Base number*100

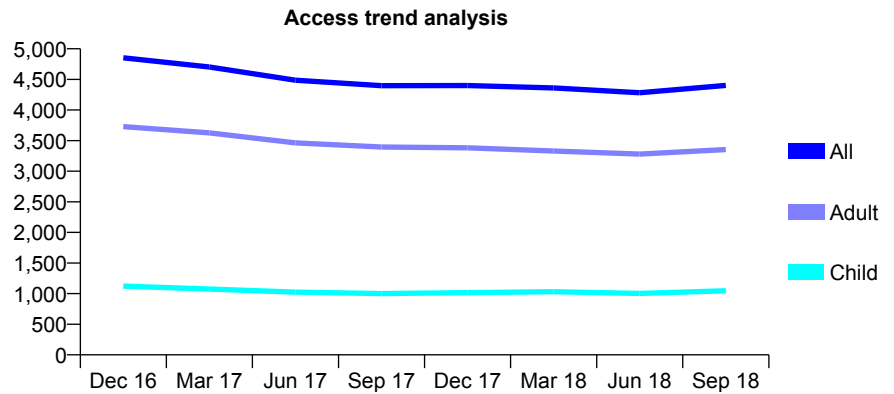
Q51 - Vital Signs At a Glance Contract Report for 131385/0001 - September 2018

Name or company name	HSN Dental Care Ltd
Contract type name	GDS Contract
Purpose of contract	General
Contract start date	01/12/2013
Contract end date	

18/19 Contracted general activity (UDA)	13,641
Carry forward general activity (UDA)	0
18/19 Contracted orthodontic activity (UOA)	0
Carry forward orthodontic activity (UOA)	0
Baseline contract value	£407,687.68

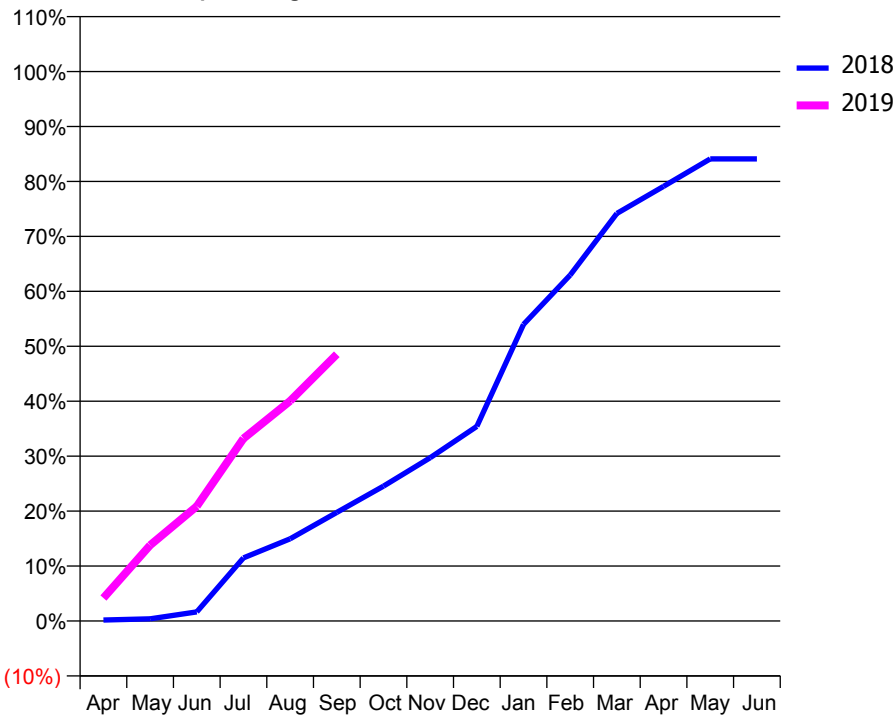
ACCESS*

Patients seen in 24 months	Total	Change since previous quarter
Quarter ending September 2017	4,398	
Quarter ending December 2017	4,399	→
Quarter ending March 2018	4,361	→
Quarter ending June 2018	4,282	↓
Quarter ending September 2018	4,401	↑
Variance since September 2017	0.1%	→



ACTIVITY

Cumulative percentage of contracted UDA delivered 2018 & 2019



Month	Adjusted Scheduled Activity (UDA)	
	2018	2019
April	25	571
May	54	1,882
June	228	2,848
July	1,569	4,530
August	2,040	5,462
September	2,697	6,622
October	3,350	
November	4,053	
December	4,830	
January	7,362	
February	8,588	
March	10,119	
April	10,790	
May	11,470	
June	11,470	

QUALITY

	Quantity	Base Number	Contract	AT	Region	England
% of FP17s for the same patient ID Re-attending within 3 months - Children	56	833	6.7%	9.3%	12.2%	11.6%
% of FP17s for the same patient ID Re-attending within 3 months - Adults	351	2,579	13.6%	13.4%	15.8%	15.5%
% of FP17s for the same patient ID Re-attending between 3 & 9 months - Children	485	833	58.2%	60.3%	60.3%	58.8%
% of FP17s for the same patient ID Re-attending between 3 & 9 months - Adults	1,423	2,579	55.2%	54.5%	53.5%	51.1%
% of FP17s for Band 1 Urgent Courses	249	3,074	8.1%	7.2%	9.1%	9.0%
% of FP17s Relating to Free Repair or Replacements	32	3,074	1.0%	1.2%	1.0%	0.8%
% of FP17s Relating to Continuations	42	3,074	1.4%	1.1%	1.0%	0.9%
% of Patients satisfied with the dentistry they have received	1	1	N/A	94.2%	93.6%	93.3%
% of Patients satisfied with the time they had to wait for an appointment	0	1	N/A	88.8%	89.8%	88.9%

* This is based on patients treated on this contract for their most recent course of treatment. Figures in italics indicate the base number of FP17s or Patient Questionnaire responses are less than 100. N/A is shown where the base number of responses is less than 10 during the period. % is calculated as Quantity/Base number*100

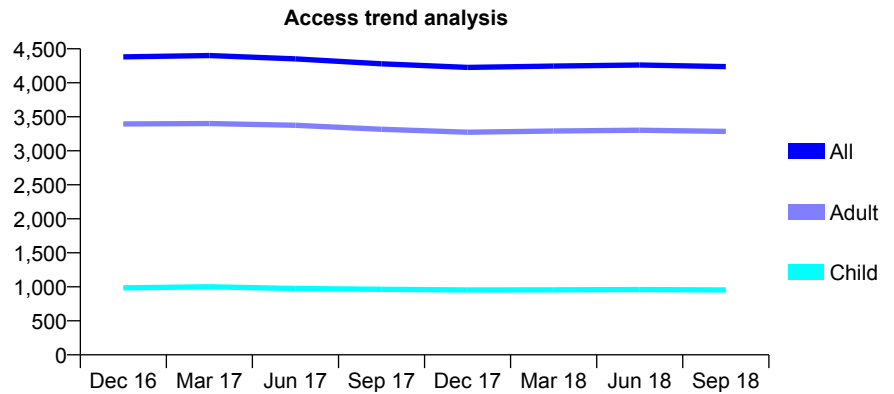
Q51 - Vital Signs At a Glance Contract Report for 131598/0001 - September 2018

Name or company name	Nostell Place Ltd
Contract type name	GDS Contract
Purpose of contract	General
Contract start date	01/12/2010
Contract end date	

18/19 Contracted general activity (UDA)	13,184
Carry forward general activity (UDA)	0
18/19 Contracted orthodontic activity (UOA)	0
Carry forward orthodontic activity (UOA)	0
Baseline contract value	£377,400.92

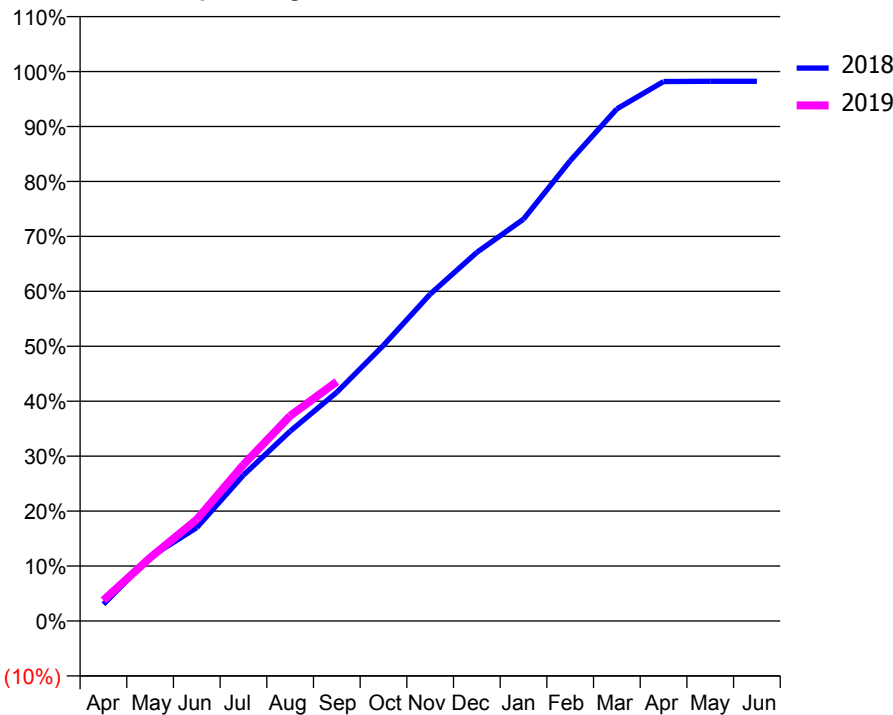
ACCESS*

Patients seen in 24 months	Total	Change since previous quarter
Quarter ending September 2017	4,280	
Quarter ending December 2017	4,227	↓
Quarter ending March 2018	4,246	→
Quarter ending June 2018	4,262	→
Quarter ending September 2018	4,239	→
Variance since September 2017	(1.0%)	→



ACTIVITY

Cumulative percentage of contracted UDA delivered 2018 & 2019



Month	Adjusted Scheduled Activity (UDA)	
	2018	2019
April	402	496
May	1,535	1,517
June	2,241	2,435
July	3,501	3,752
August	4,555	4,924
September	5,489	5,745
October	6,614	
November	7,844	
December	8,844	
January	9,641	
February	11,041	
March	12,288	
April	12,943	
May	12,948	
June	12,950	

QUALITY

	Quantity	Base Number	Contract	AT	Region	England
% of FP17s for the same patient ID Re-attending within 3 months - Children	57	802	7.1%	9.3%	12.2%	11.6%
% of FP17s for the same patient ID Re-attending within 3 months - Adults	411	2,360	17.4%	13.4%	15.8%	15.5%
% of FP17s for the same patient ID Re-attending between 3 & 9 months - Children	491	802	61.2%	60.3%	60.3%	58.8%
% of FP17s for the same patient ID Re-attending between 3 & 9 months - Adults	1,117	2,360	47.3%	54.5%	53.5%	51.1%
% of FP17s for Band 1 Urgent Courses	311	2,871	10.8%	7.2%	9.1%	9.0%
% of FP17s Relating to Free Repair or Replacements	64	2,871	2.2%	1.2%	1.0%	0.8%
% of FP17s Relating to Continuations	42	2,871	1.5%	1.1%	1.0%	0.9%
% of Patients satisfied with the dentistry they have received	3	3	N/A	94.2%	93.6%	93.3%
% of Patients satisfied with the time they had to wait for an appointment	2	3	N/A	88.8%	89.8%	88.9%

* This is based on patients treated on this contract for their most recent course of treatment. Figures in italics indicate the base number of FP17s or Patient Questionnaire responses are less than 100. N/A is shown where the base number of responses is less than 10 during the period. % is calculated as Quantity/Base number*100

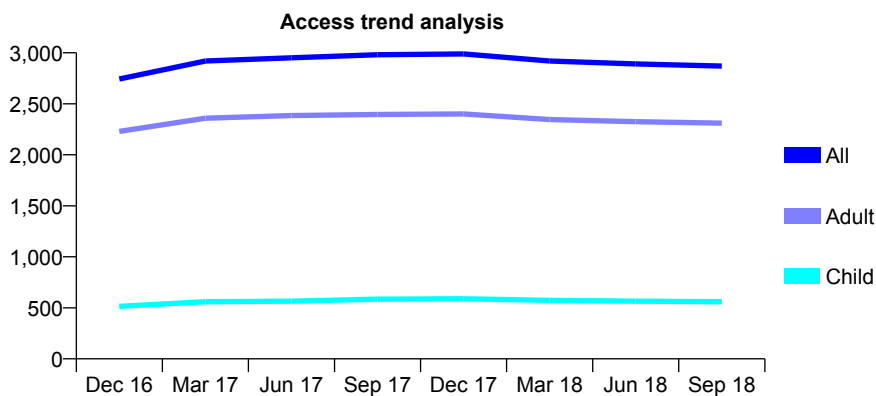
Q51 - Vital Signs At a Glance Contract Report for 132160/0001 - September 2018

Name or company name	LWT Dental Care (Leppings Lane)
Contract type name	GDS Contract
Purpose of contract	General
Contract start date	01/04/2006
Contract end date	

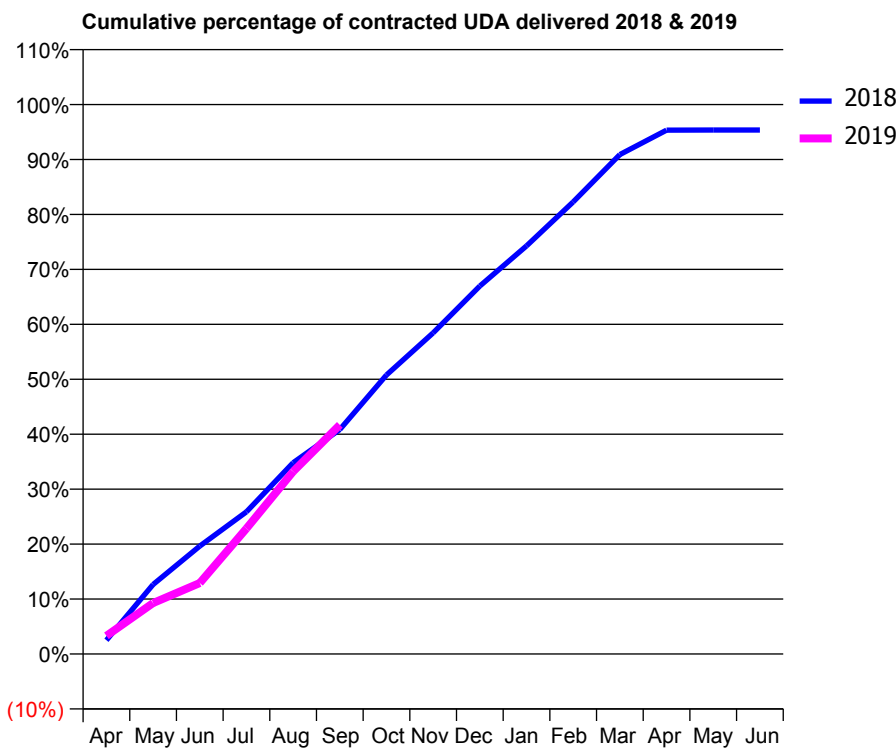
18/19 Contracted general activity (UDA)	8,410
Carry forward general activity (UDA)	0
18/19 Contracted orthodontic activity (UOA)	0
Carry forward orthodontic activity (UOA)	0
Baseline contract value	£187,934.47

ACCESS*

Patients seen in 24 months	Total	Change since previous quarter
Quarter ending September 2017	2,981	
Quarter ending December 2017	2,989	→
Quarter ending March 2018	2,919	↓
Quarter ending June 2018	2,891	→
Quarter ending September 2018	2,870	→
Variance since September 2017	(3.7%)	↓



ACTIVITY



Month	Adjusted Scheduled Activity (UDA)	
	2018	2019
April	211	278
May	1,064	780
June	1,652	1,087
July	2,177	1,921
August	2,928	2,793
September	3,436	3,506
October	4,270	
November	4,916	
December	5,632	
January	6,246	
February	6,920	
March	7,643	
April	8,017	
May	8,019	
June	8,019	

QUALITY

	Quantity	Base Number	Contract	AT	Region	England
% of FP17s for the same patient ID Re-attending within 3 months - Children	28	413	6.8%	9.3%	12.2%	11.6%
% of FP17s for the same patient ID Re-attending within 3 months - Adults	230	1,702	13.5%	13.4%	15.8%	15.5%
% of FP17s for the same patient ID Re-attending between 3 & 9 months - Children	275	413	66.6%	60.3%	60.3%	58.8%
% of FP17s for the same patient ID Re-attending between 3 & 9 months - Adults	1,065	1,702	62.6%	54.5%	53.5%	51.1%
% of FP17s for Band 1 Urgent Courses	164	1,928	8.5%	7.2%	9.1%	9.0%
% of FP17s Relating to Free Repair or Replacements	12	1,928	0.6%	1.2%	1.0%	0.8%
% of FP17s Relating to Continuations	19	1,928	1.0%	1.1%	1.0%	0.9%
% of Patients satisfied with the dentistry they have received	5	5	N/A	94.2%	93.6%	93.3%
% of Patients satisfied with the time they had to wait for an appointment	4	5	N/A	88.8%	89.8%	88.9%

* This is based on patients treated on this contract for their most recent course of treatment. Figures in italics indicate the base number of FP17s or Patient Questionnaire responses are less than 100. N/A is shown where the base number of responses is less than 10 during the period. % is calculated as Quantity/Base number*100

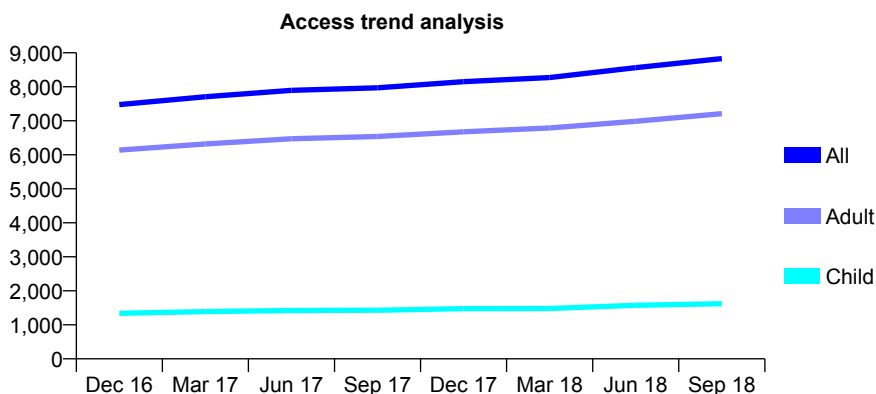
Q51 - Vital Signs At a Glance Contract Report for 132160/0002 - September 2018

Name or company name	LWT Dental Care (Ecclesall Road)
Contract type name	GDS Contract
Purpose of contract	General
Contract start date	01/04/2006
Contract end date	

18/19 Contracted general activity (UDA)	24,405
Carry forward general activity (UDA)	0
18/19 Contracted orthodontic activity (UOA)	0
Carry forward orthodontic activity (UOA)	0
Baseline contract value	£564,253.38

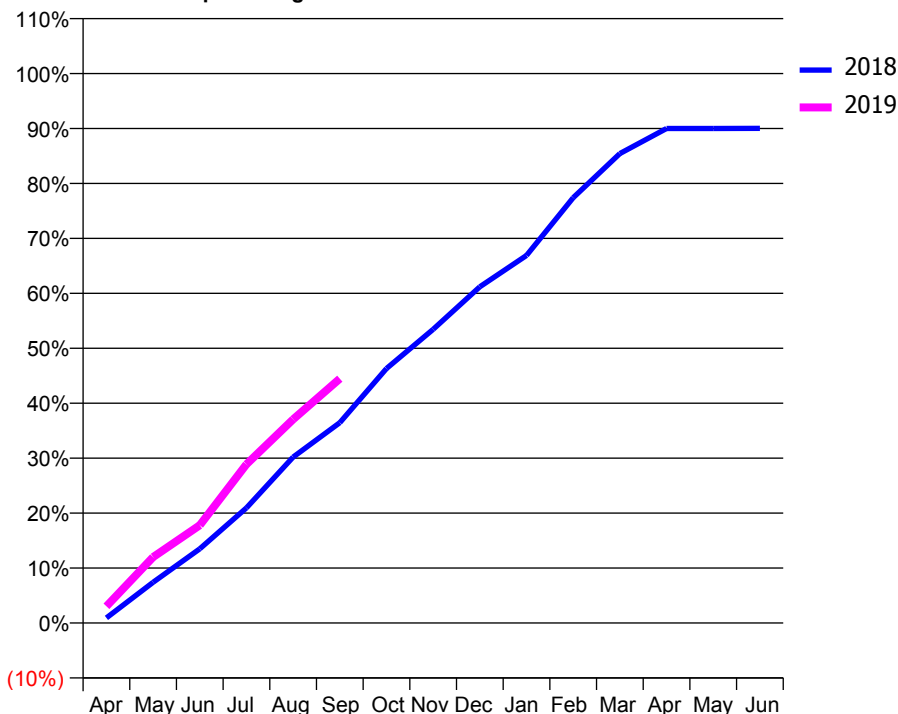
ACCESS*

Patients seen in 24 months	Total	Change since previous quarter
Quarter ending September 2017	7,970	
Quarter ending December 2017	8,151	↑
Quarter ending March 2018	8,271	→
Quarter ending June 2018	8,564	↑
Quarter ending September 2018	8,829	↑
Variance since September 2017	10.8%	↑



ACTIVITY

Cumulative percentage of contracted UDA delivered 2018 & 2019



Adjusted Scheduled Activity (UDA)

Month	2018	2019
April	225	744
May	1,812	2,927
June	3,297	4,342
July	5,116	7,049
August	7,368	9,048
September	8,896	10,854
October	11,302	
November	13,041	
December	14,936	
January	16,328	
February	18,889	
March	20,847	
April	21,962	
May	21,964	
June	21,966	

QUALITY

	Quantity	Base Number	Contract	AT	Region	England
% of FP17s for the same patient ID Re-attending within 3 months - Children	64	1,360	4.7%	9.3%	12.2%	11.6%
% of FP17s for the same patient ID Re-attending within 3 months - Adults	695	5,609	12.4%	13.4%	15.8%	15.5%
% of FP17s for the same patient ID Re-attending between 3 & 9 months - Children	928	1,360	68.2%	60.3%	60.3%	58.8%
% of FP17s for the same patient ID Re-attending between 3 & 9 months - Adults	3,100	5,609	55.3%	54.5%	53.5%	51.1%
% of FP17s for Band 1 Urgent Courses	360	6,105	5.9%	7.2%	9.1%	9.0%
% of FP17s Relating to Free Repair or Replacements	82	6,105	1.3%	1.2%	1.0%	0.8%
% of FP17s Relating to Continuations	61	6,105	1.0%	1.1%	1.0%	0.9%
% of Patients satisfied with the dentistry they have received	20	21	95.2%	94.2%	93.6%	93.3%
% of Patients satisfied with the time they had to wait for an appointment	18	21	85.7%	88.8%	89.8%	88.9%

* This is based on patients treated on this contract for their most recent course of treatment. Figures in italics indicate the base number of FP17s or Patient Questionnaire responses are less than 100. N/A is shown where the base number of responses is less than 10 during the period. % is calculated as Quantity/Base number*100

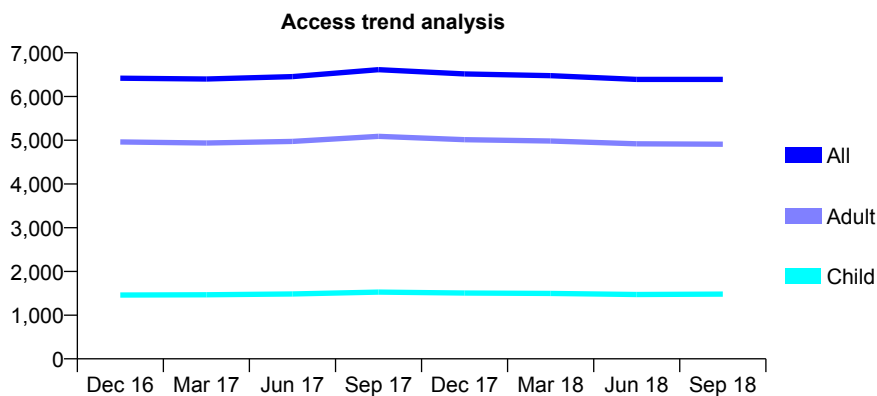
Q51 - Vital Signs At a Glance Contract Report for 132489/0001 - September 2018

Name or company name	Hillcrest Ionian
Contract type name	GDS Contract
Purpose of contract	General
Contract start date	26/04/2010
Contract end date	

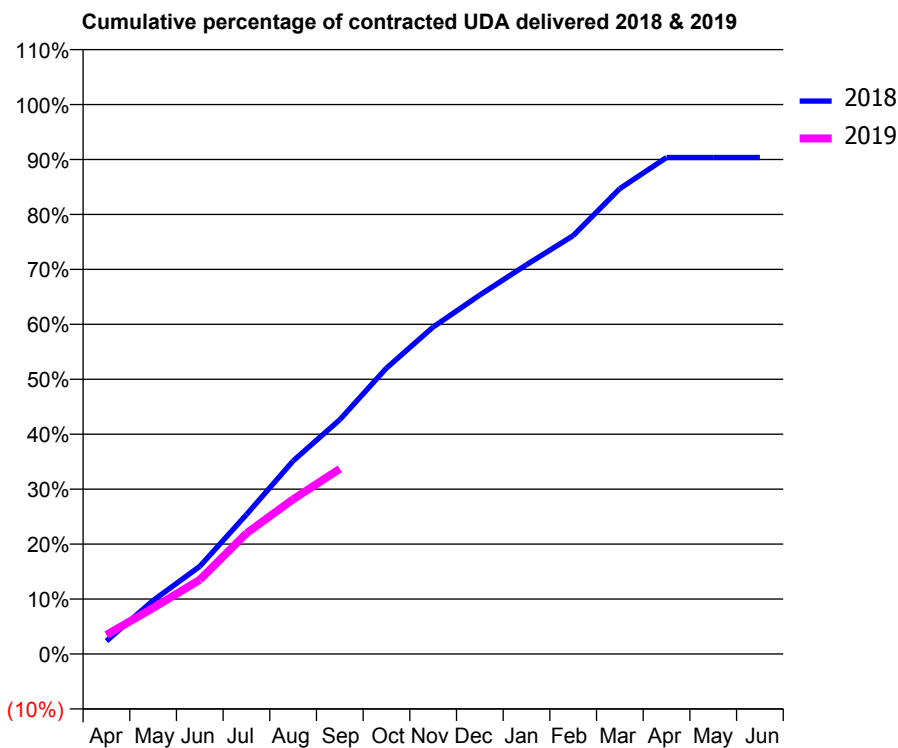
18/19 Contracted general activity (UDA)	16,369
Carry forward general activity (UDA)	0
18/19 Contracted orthodontic activity (UOA)	0
Carry forward orthodontic activity (UOA)	0
Baseline contract value	£493,776.46

ACCESS*

Patients seen in 24 months	Total	Change since previous quarter
Quarter ending September 2017	6,615	
Quarter ending December 2017	6,518	↓
Quarter ending March 2018	6,477	→
Quarter ending June 2018	6,390	↓
Quarter ending September 2018	6,392	→
Variance since September 2017	(3.4%)	↓



ACTIVITY



Month	Adjusted Scheduled Activity (UDA)	
	2018	2019
April	386	572
May	1,596	1,374
June	2,613	2,210
July	4,151	3,598
August	5,752	4,608
September	6,981	5,517
October	8,519	
November	9,742	
December	10,695	
January	11,598	
February	12,463	
March	13,865	
April	14,792	
May	14,792	
June	14,792	

QUALITY

	Quantity	Base Number	Contract	AT	Region	England
% of FP17s for the same patient ID Re-attending within 3 months - Children	54	932	5.8%	9.3%	12.2%	11.6%
% of FP17s for the same patient ID Re-attending within 3 months - Adults	294	2,717	10.8%	13.4%	15.8%	15.5%
% of FP17s for the same patient ID Re-attending between 3 & 9 months - Children	349	932	37.4%	60.3%	60.3%	58.8%
% of FP17s for the same patient ID Re-attending between 3 & 9 months - Adults	790	2,717	29.1%	54.5%	53.5%	51.1%
% of FP17s for Band 1 Urgent Courses	201	2,614	7.7%	7.2%	9.1%	9.0%
% of FP17s Relating to Free Repair or Replacements	20	2,614	0.8%	1.2%	1.0%	0.8%
% of FP17s Relating to Continuations	33	2,614	1.3%	1.1%	1.0%	0.9%
% of Patients satisfied with the dentistry they have received	12	13	92.3%	94.2%	93.6%	93.3%
% of Patients satisfied with the time they had to wait for an appointment	12	13	92.3%	88.8%	89.8%	88.9%

* This is based on patients treated on this contract for their most recent course of treatment. Figures in italics indicate the base number of FP17s or Patient Questionnaire responses are less than 100. N/A is shown where the base number of responses is less than 10 during the period. % is calculated as Quantity/Base number*100

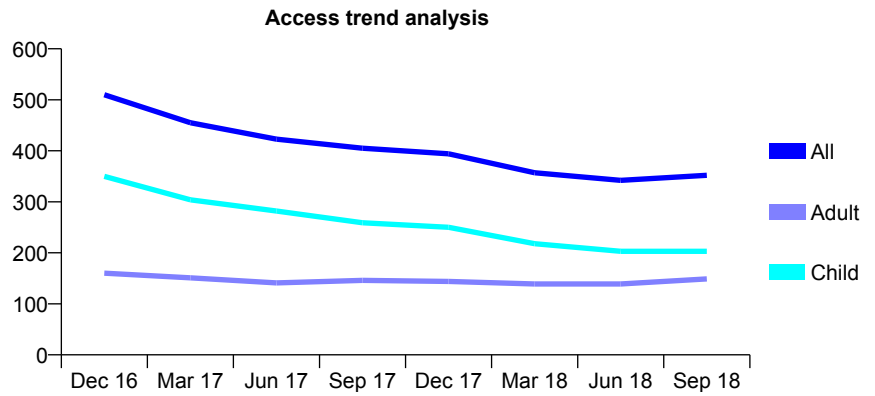
Q51 - Vital Signs At a Glance Contract Report for 133361/0001 - September 2018

Name or company name	D The D Limited
Contract type name	GDS Contract
Purpose of contract	General
Contract start date	01/06/2007
Contract end date	

18/19 Contracted general activity (UDA)	1,286
Carry forward general activity (UDA)	0
18/19 Contracted orthodontic activity (UOA)	0
Carry forward orthodontic activity (UOA)	0
Baseline contract value	£31,625.60

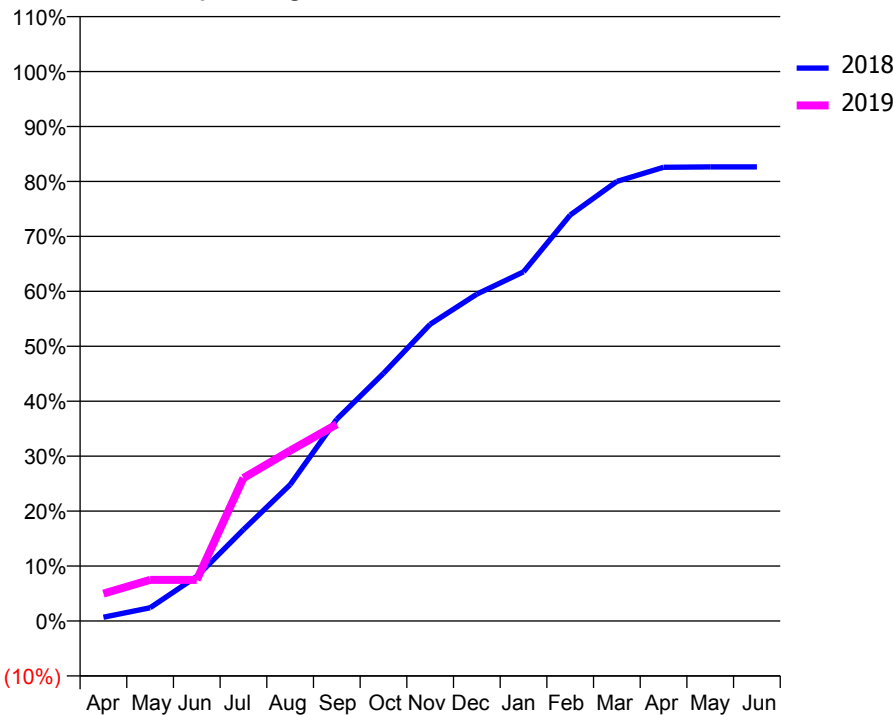
ACCESS*

Patients seen in 24 months	Total	Change since previous quarter
Quarter ending September 2017	405	
Quarter ending December 2017	394	↓
Quarter ending March 2018	357	↓
Quarter ending June 2018	342	↓
Quarter ending September 2018	352	↑
Variance since September 2017	(13.1%)	↓



ACTIVITY

Cumulative percentage of contracted UDA delivered 2018 & 2019



Month	Adjusted Scheduled Activity (UDA)	
	2018	2019
April	9	64
May	31	96
June	104	96
July	214	335
August	319	399
September	472	461
October	580	
November	695	
December	765	
January	817	
February	950	
March	1,029	
April	1,062	
May	1,063	
June	1,063	

QUALITY

	Quantity	Base Number	Contract	AT	Region	England
% of FP17s for the same patient ID Re-attending within 3 months - Children	8	121	6.6%	9.3%	12.2%	11.6%
% of FP17s for the same patient ID Re-attending within 3 months - Adults	8	79	10.1%	13.4%	15.8%	15.5%
% of FP17s for the same patient ID Re-attending between 3 & 9 months - Children	66	121	54.5%	60.3%	60.3%	58.8%
% of FP17s for the same patient ID Re-attending between 3 & 9 months - Adults	19	79	24.1%	54.5%	53.5%	51.1%
% of FP17s for Band 1 Urgent Courses	3	172	1.7%	7.2%	9.1%	9.0%
% of FP17s Relating to Free Repair or Replacements	0	172	0.0%	1.2%	1.0%	0.8%
% of FP17s Relating to Continuations	0	172	0.0%	1.1%	1.0%	0.9%
% of Patients satisfied with the dentistry they have received	0	0	N/A	94.2%	93.6%	93.3%
% of Patients satisfied with the time they had to wait for an appointment	0	0	N/A	88.8%	89.8%	88.9%

* This is based on patients treated on this contract for their most recent course of treatment. Figures in italics indicate the base number of FP17s or Patient Questionnaire responses are less than 100. N/A is shown where the base number of responses is less than 10 during the period. % is calculated as Quantity/Base number*100

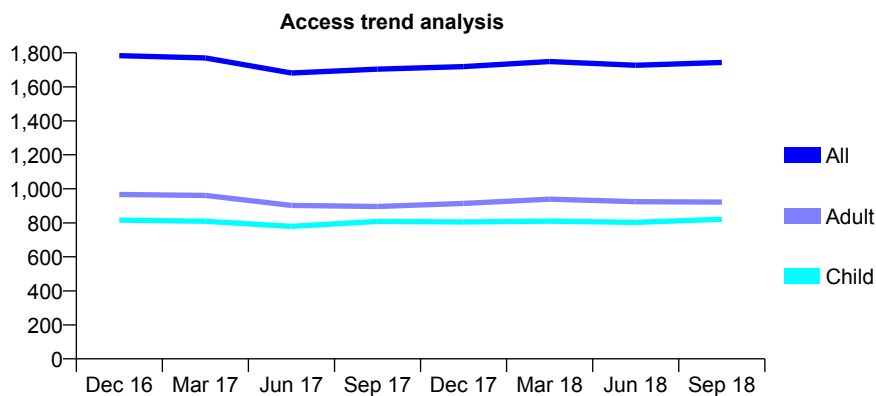
Q51 - Vital Signs At a Glance Contract Report for 133701/0001 - September 2018

Name or company name	The Dental House
Contract type name	GDS Contract
Purpose of contract	General
Contract start date	01/12/2011
Contract end date	

18/19 Contracted general activity (UDA)	6,000
Carry forward general activity (UDA)	0
18/19 Contracted orthodontic activity (UOA)	0
Carry forward orthodontic activity (UOA)	0
Baseline contract value	£157,232.25

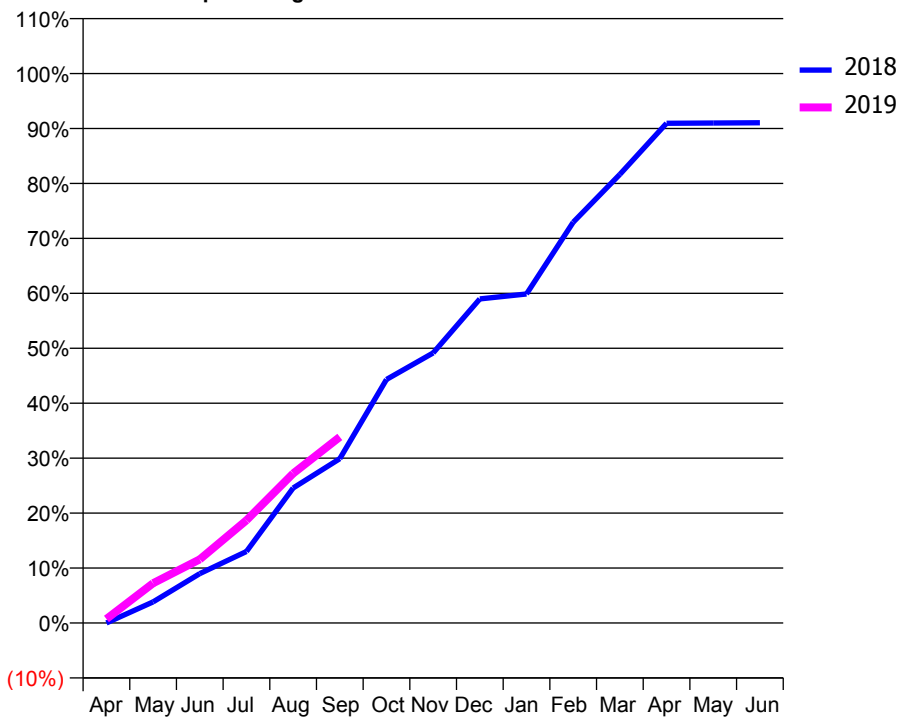
ACCESS*

Patients seen in 24 months	Total	Change since previous quarter
Quarter ending September 2017	1,704	
Quarter ending December 2017	1,719	→
Quarter ending March 2018	1,749	→
Quarter ending June 2018	1,727	↓
Quarter ending September 2018	1,743	→
Variance since September 2017	2.3%	↑



ACTIVITY

Cumulative percentage of contracted UDA delivered 2018 & 2019



Adjusted Scheduled Activity (UDA)		
Month	2018	2019
April	0	44
May	230	434
June	540	695
July	781	1,121
August	1,474	1,633
September	1,794	2,031
October	2,659	
November	2,949	
December	3,539	
January	3,592	
February	4,375	
March	4,899	
April	5,456	
May	5,459	
June	5,463	

QUALITY

	Quantity	Base Number	Contract	AT	Region	England
% of FP17s for the same patient ID Re-attending within 3 months - Children	57	643	8.9%	9.3%	12.2%	11.6%
% of FP17s for the same patient ID Re-attending within 3 months - Adults	162	591	27.4%	13.4%	15.8%	15.5%
% of FP17s for the same patient ID Re-attending between 3 & 9 months - Children	408	643	63.5%	60.3%	60.3%	58.8%
% of FP17s for the same patient ID Re-attending between 3 & 9 months - Adults	267	591	45.2%	54.5%	53.5%	51.1%
% of FP17s for Band 1 Urgent Courses	112	1,055	10.6%	7.2%	9.1%	9.0%
% of FP17s Relating to Free Repair or Replacements	2	1,055	0.2%	1.2%	1.0%	0.8%
% of FP17s Relating to Continuations	1	1,055	0.1%	1.1%	1.0%	0.9%
% of Patients satisfied with the dentistry they have received	0	0	N/A	94.2%	93.6%	93.3%
% of Patients satisfied with the time they had to wait for an appointment	0	0	N/A	88.8%	89.8%	88.9%

* This is based on patients treated on this contract for their most recent course of treatment. Figures in italics indicate the base number of FP17s or Patient Questionnaire responses are less than 100. N/A is shown where the base number of responses is less than 10 during the period. % is calculated as Quantity/Base number*100

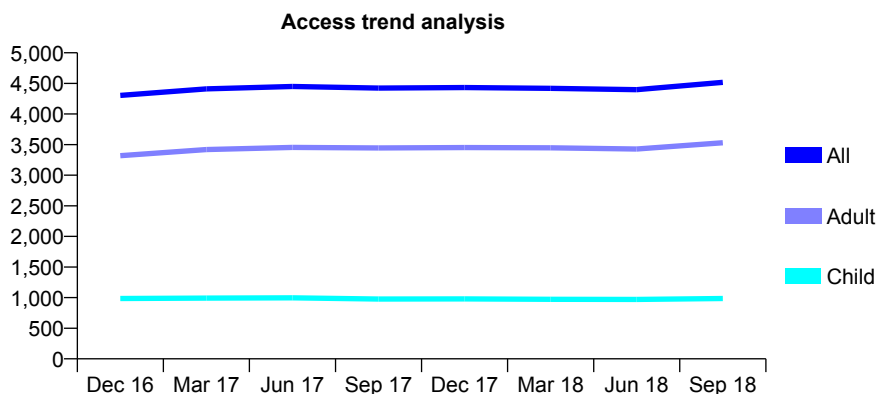
Q51 - Vital Signs At a Glance Contract Report for 134651/0001 - September 2018

Name or company name	DENTECARE (BARNSLEY) LIMITED
Contract type name	GDS Contract
Purpose of contract	General
Contract start date	01/04/2011
Contract end date	

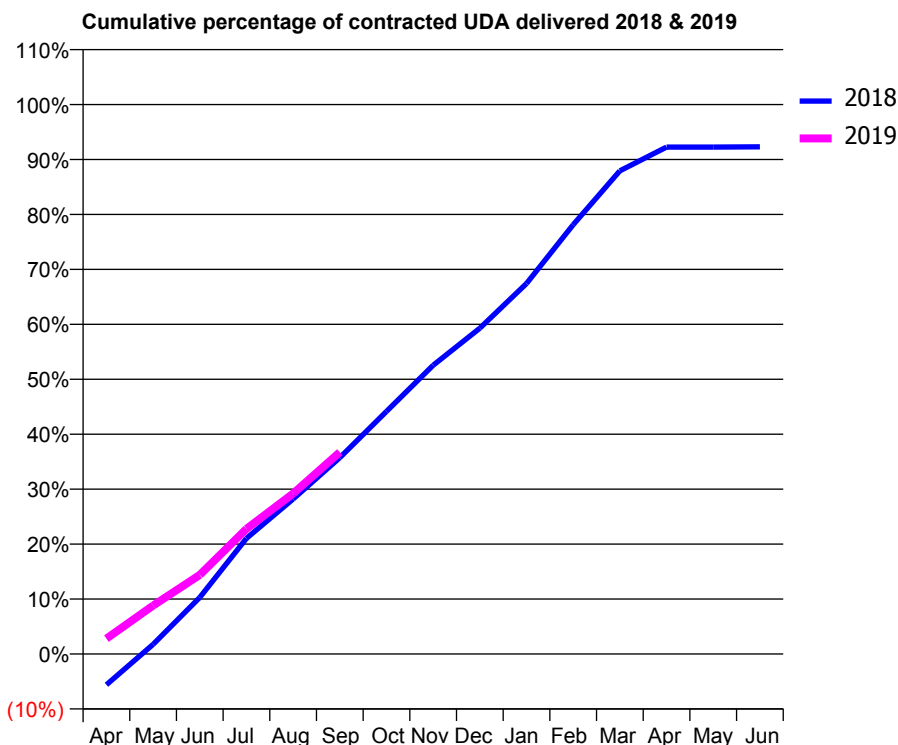
18/19 Contracted general activity (UDA)	20,316
Carry forward general activity (UDA)	0
18/19 Contracted orthodontic activity (UOA)	0
Carry forward orthodontic activity (UOA)	0
Baseline contract value	£576,736.95

ACCESS*

Patients seen in 24 months	Total	Change since previous quarter
Quarter ending September 2017	4,424	
Quarter ending December 2017	4,432	→
Quarter ending March 2018	4,420	→
Quarter ending June 2018	4,398	→
Quarter ending September 2018	4,517	↑
Variance since September 2017	2.1%	↑



ACTIVITY



Adjusted Scheduled Activity (UDA)		
Month	2018	2019
April	-862	567
May	268	1,793
June	1,579	2,926
July	3,224	4,628
August	4,320	5,935
September	5,473	7,464
October	6,763	
November	8,049	
December	9,080	
January	10,325	
February	11,968	
March	13,468	
April	14,128	
May	14,131	
June	14,137	

QUALITY

	Quantity	Base Number	Contract	AT	Region	England
% of FP17s for the same patient ID Re-attending within 3 months - Children	42	705	6.0%	9.3%	12.2%	11.6%
% of FP17s for the same patient ID Re-attending within 3 months - Adults	395	2,482	15.9%	13.4%	15.8%	15.5%
% of FP17s for the same patient ID Re-attending between 3 & 9 months - Children	402	705	57.0%	60.3%	60.3%	58.8%
% of FP17s for the same patient ID Re-attending between 3 & 9 months - Adults	1,314	2,482	52.9%	54.5%	53.5%	51.1%
% of FP17s for Band 1 Urgent Courses	242	2,948	8.2%	7.2%	9.1%	9.0%
% of FP17s Relating to Free Repair or Replacements	21	2,948	0.7%	1.2%	1.0%	0.8%
% of FP17s Relating to Continuations	18	2,948	0.6%	1.1%	1.0%	0.9%
% of Patients satisfied with the dentistry they have received	3	3	N/A	94.2%	93.6%	93.3%
% of Patients satisfied with the time they had to wait for an appointment	3	3	N/A	88.8%	89.8%	88.9%

* This is based on patients treated on this contract for their most recent course of treatment. Figures in italics indicate the base number of FP17s or Patient Questionnaire responses are less than 100. N/A is shown where the base number of responses is less than 10 during the period. % is calculated as Quantity/Base number*100

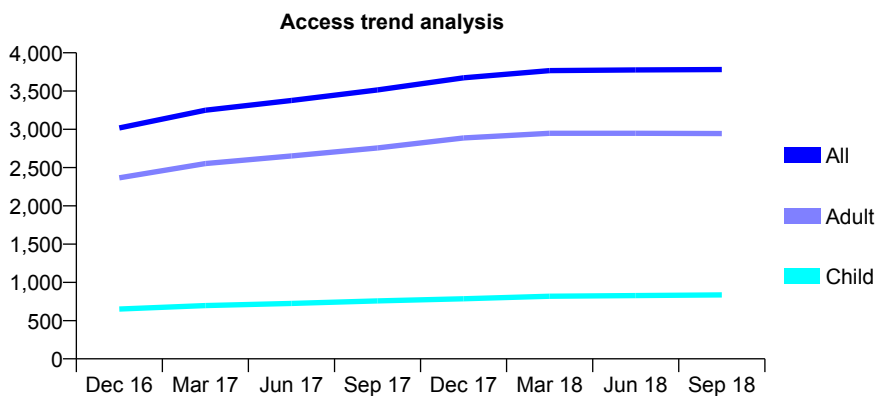
Q51 - Vital Signs At a Glance Contract Report for 138029/0001 - September 2018

Name or company name	Thurcroft Dental Practice
Contract type name	GDS Contract
Purpose of contract	General
Contract start date	01/01/2016
Contract end date	

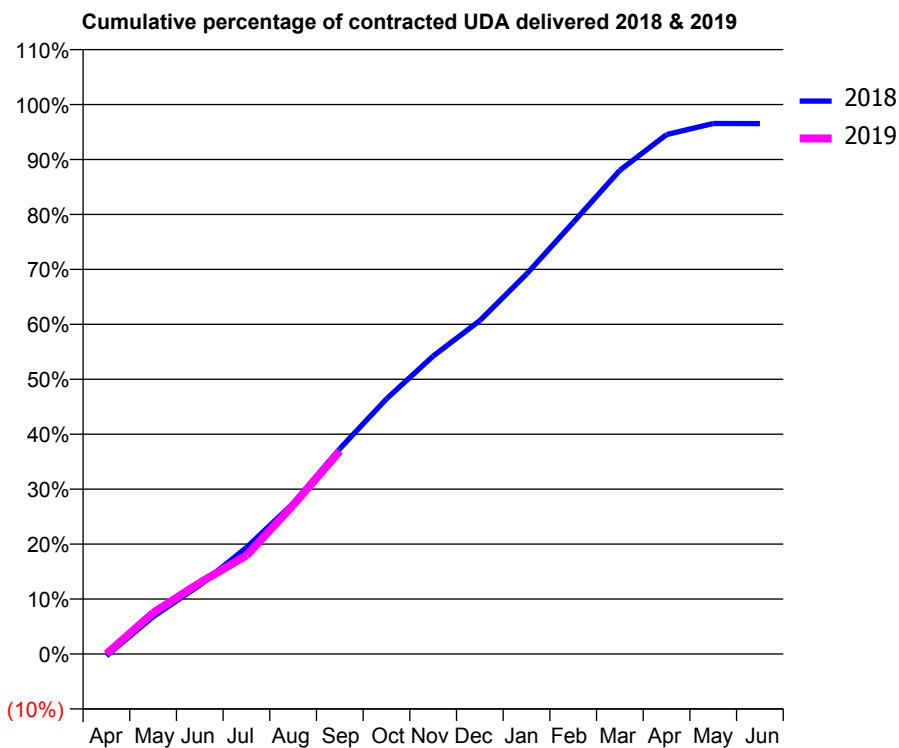
18/19 Contracted general activity (UDA)	9,388
Carry forward general activity (UDA)	0
18/19 Contracted orthodontic activity (UOA)	0
Carry forward orthodontic activity (UOA)	0
Baseline contract value	£300,766.21

ACCESS*

Patients seen in 24 months	Total	Change since previous quarter
Quarter ending September 2017	3,514	
Quarter ending December 2017	3,673	↑
Quarter ending March 2018	3,768	↑
Quarter ending June 2018	3,776	→
Quarter ending September 2018	3,781	→
Variance since September 2017	7.6%	↑



ACTIVITY



Month	Adjusted Scheduled Activity (UDA)	
	2018	2019
April	-34	0
May	636	705
June	1,176	1,217
July	1,820	1,683
August	2,573	2,543
September	3,508	3,469
October	4,360	
November	5,091	
December	5,696	
January	6,491	
February	7,374	
March	8,265	
April	8,874	
May	9,063	
June	9,062	

QUALITY

	Quantity	Base Number	Contract	AT	Region	England
% of FP17s for the same patient ID Re-attending within 3 months - Children	20	557	3.6%	9.3%	12.2%	11.6%
% of FP17s for the same patient ID Re-attending within 3 months - Adults	159	1,913	8.3%	13.4%	15.8%	15.5%
% of FP17s for the same patient ID Re-attending between 3 & 9 months - Children	303	557	54.4%	60.3%	60.3%	58.8%
% of FP17s for the same patient ID Re-attending between 3 & 9 months - Adults	1,073	1,913	56.1%	54.5%	53.5%	51.1%
% of FP17s for Band 1 Urgent Courses	74	2,008	3.7%	7.2%	9.1%	9.0%
% of FP17s Relating to Free Repair or Replacements	33	2,008	1.6%	1.2%	1.0%	0.8%
% of FP17s Relating to Continuations	7	2,008	0.3%	1.1%	1.0%	0.9%
% of Patients satisfied with the dentistry they have received	3	3	N/A	94.2%	93.6%	93.3%
% of Patients satisfied with the time they had to wait for an appointment	3	3	N/A	88.8%	89.8%	88.9%

* This is based on patients treated on this contract for their most recent course of treatment. Figures in italics indicate the base number of FP17s or Patient Questionnaire responses are less than 100. N/A is shown where the base number of responses is less than 10 during the period. % is calculated as Quantity/Base number*100

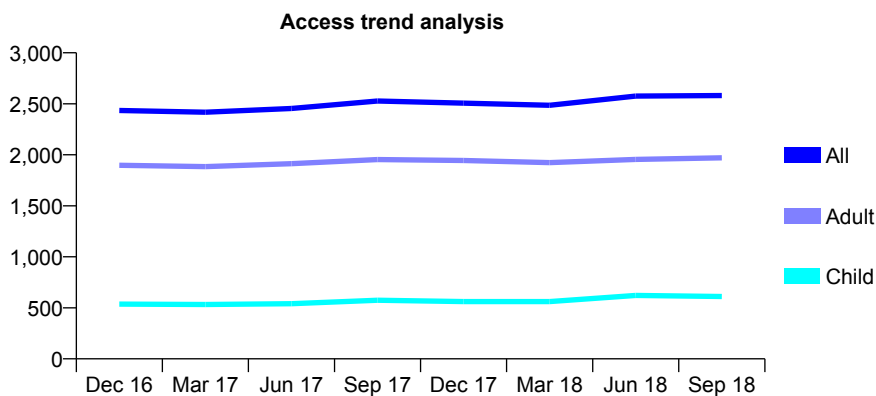
Q51 - Vital Signs At a Glance Contract Report for 140716/0001 - September 2018

Name or company name	Odai Dental Practice
Contract type name	GDS Contract
Purpose of contract	General
Contract start date	01/04/2014
Contract end date	

18/19 Contracted general activity (UDA)	6,249
Carry forward general activity (UDA)	0
18/19 Contracted orthodontic activity (UOA)	0
Carry forward orthodontic activity (UOA)	0
Baseline contract value	£178,849.66

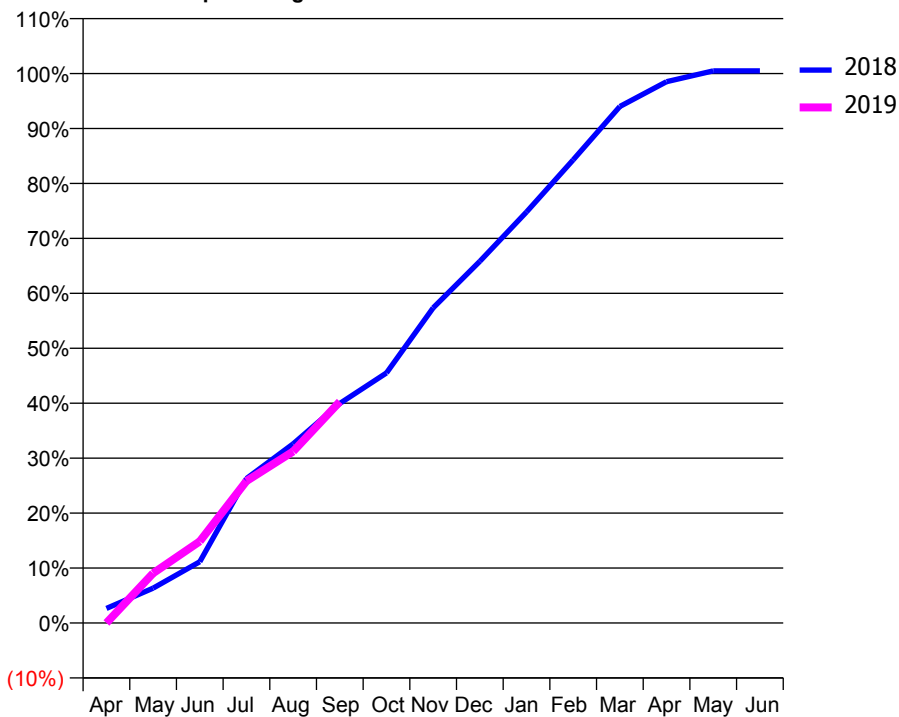
ACCESS*

Patients seen in 24 months	Total	Change since previous quarter
Quarter ending September 2017	2,528	
Quarter ending December 2017	2,506	→
Quarter ending March 2018	2,486	→
Quarter ending June 2018	2,576	↑
Quarter ending September 2018	2,581	→
Variance since September 2017	2.1%	↑



ACTIVITY

Cumulative percentage of contracted UDA delivered 2018 & 2019



Month	Adjusted Scheduled Activity (UDA)	
	2018	2019
April	166	0
May	396	566
June	697	929
July	1,643	1,614
August	2,038	1,951
September	2,497	2,518
October	2,843	
November	3,584	
December	4,114	
January	4,675	
February	5,268	
March	5,873	
April	6,156	
May	6,279	
June	6,279	

QUALITY

	Quantity	Base Number	Contract	AT	Region	England
% of FP17s for the same patient ID Re-attending within 3 months - Children	32	365	8.8%	9.3%	12.2%	11.6%
% of FP17s for the same patient ID Re-attending within 3 months - Adults	197	1,181	16.7%	13.4%	15.8%	15.5%
% of FP17s for the same patient ID Re-attending between 3 & 9 months - Children	149	365	40.8%	60.3%	60.3%	58.8%
% of FP17s for the same patient ID Re-attending between 3 & 9 months - Adults	555	1,181	47.0%	54.5%	53.5%	51.1%
% of FP17s for Band 1 Urgent Courses	154	1,343	11.5%	7.2%	9.1%	9.0%
% of FP17s Relating to Free Repair or Replacements	10	1,343	0.7%	1.2%	1.0%	0.8%
% of FP17s Relating to Continuations	14	1,343	1.0%	1.1%	1.0%	0.9%
% of Patients satisfied with the dentistry they have received	2	2	N/A	94.2%	93.6%	93.3%
% of Patients satisfied with the time they had to wait for an appointment	2	2	N/A	88.8%	89.8%	88.9%

* This is based on patients treated on this contract for their most recent course of treatment. Figures in italics indicate the base number of FP17s or Patient Questionnaire responses are less than 100. N/A is shown where the base number of responses is less than 10 during the period. % is calculated as Quantity/Base number*100

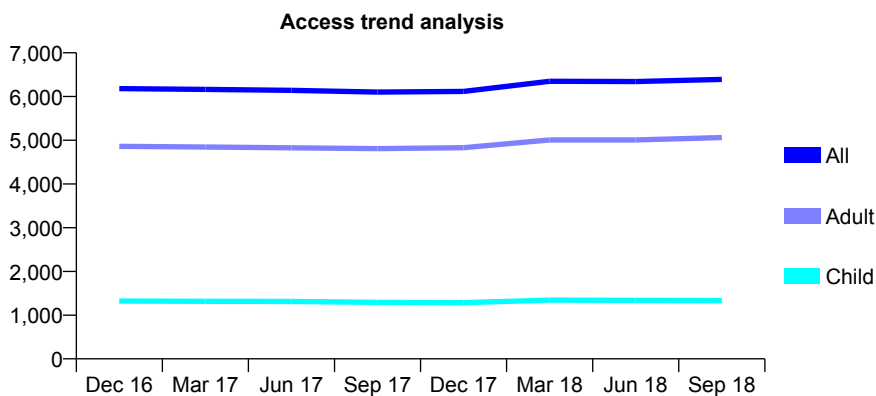
Q51 - Vital Signs At a Glance Contract Report for 142255/0001 - September 2018

Name or company name	Hislop and Wolverson
Contract type name	GDS Contract
Purpose of contract	General and Orthodontic
Contract start date	01/12/2010
Contract end date	

18/19 Contracted general activity (UDA)	22,966
Carry forward general activity (UDA)	0
18/19 Contracted orthodontic activity (UOA)	0
Carry forward orthodontic activity (UOA)	0
Baseline contract value	£664,115.71

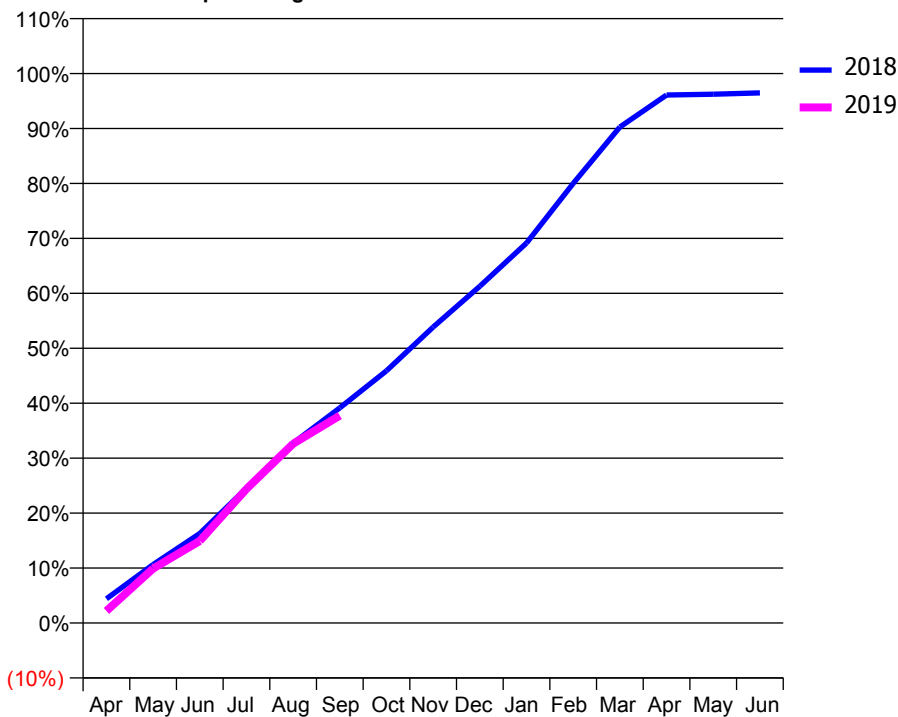
ACCESS*

Patients seen in 24 months	Total	Change since previous quarter
Quarter ending September 2017	6,103	
Quarter ending December 2017	6,118	→
Quarter ending March 2018	6,350	↑
Quarter ending June 2018	6,343	→
Quarter ending September 2018	6,393	→
Variance since September 2017	4.8%	↑



ACTIVITY

Cumulative percentage of contracted UDA delivered 2018 & 2019



Month	Adjusted Scheduled Activity (UDA)	
	2018	2019
April	1,000	506
May	2,424	2,274
June	3,707	3,429
July	5,589	5,603
August	7,457	7,492
September	8,914	8,669
October	10,451	
November	12,263	
December	13,954	
January	15,743	
February	18,214	
March	20,551	
April	21,875	
May	21,906	
June	21,966	

QUALITY

	Quantity	Base Number	Contract	AT	Region	England
% of FP17s for the same patient ID Re-attending within 3 months - Children	130	1,162	11.2%	9.3%	12.2%	11.6%
% of FP17s for the same patient ID Re-attending within 3 months - Adults	616	3,642	16.9%	13.4%	15.8%	15.5%
% of FP17s for the same patient ID Re-attending between 3 & 9 months - Children	794	1,162	68.3%	60.3%	60.3%	58.8%
% of FP17s for the same patient ID Re-attending between 3 & 9 months - Adults	1,961	3,642	53.8%	54.5%	53.5%	51.1%
% of FP17s for Band 1 Urgent Courses	362	4,252	8.5%	7.2%	9.1%	9.0%
% of FP17s Relating to Free Repair or Replacements	59	4,252	1.4%	1.2%	1.0%	0.8%
% of FP17s Relating to Continuations	54	4,252	1.3%	1.1%	1.0%	0.9%
% of Patients satisfied with the dentistry they have received	9	9	N/A	94.2%	93.6%	93.3%
% of Patients satisfied with the time they had to wait for an appointment	9	9	N/A	88.8%	89.8%	88.9%

* This is based on patients treated on this contract for their most recent course of treatment. Figures in italics indicate the base number of FP17s or Patient Questionnaire responses are less than 100. N/A is shown where the base number of responses is less than 10 during the period. % is calculated as Quantity/Base number*100

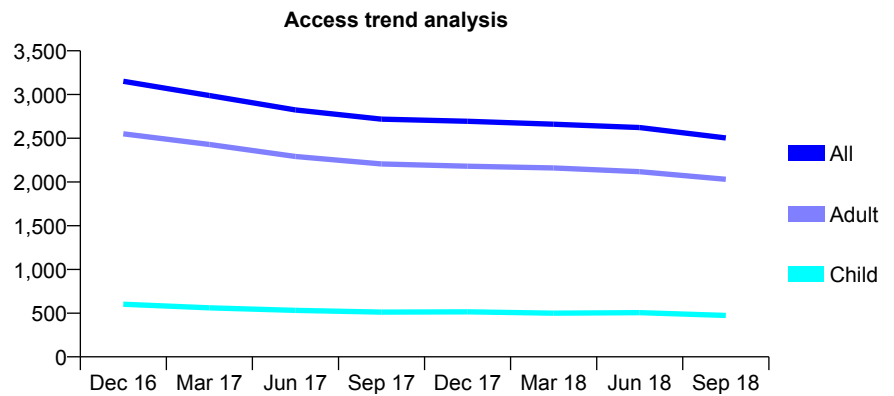
Q51 - Vital Signs At a Glance Contract Report for 142352/0001 - September 2018

Name or company name	Pawson Dental Partnership
Contract type name	GDS Contract
Purpose of contract	General
Contract start date	01/12/2014
Contract end date	

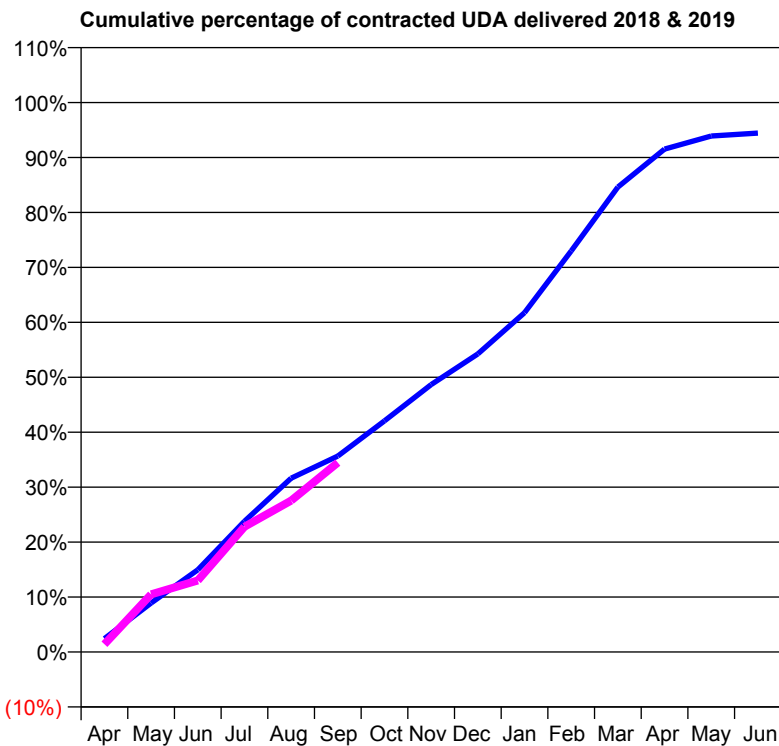
18/19 Contracted general activity (UDA)	10,000
Carry forward general activity (UDA)	0
18/19 Contracted orthodontic activity (UOA)	0
Carry forward orthodontic activity (UOA)	0
Baseline contract value	£229,418.73

ACCESS*

Patients seen in 24 months	Total	Change since previous quarter
Quarter ending September 2017	2,718	
Quarter ending December 2017	2,694	→
Quarter ending March 2018	2,660	↓
Quarter ending June 2018	2,623	↓
Quarter ending September 2018	2,504	↓
Variance since September 2017	(7.9%)	↓



ACTIVITY



Month	Adjusted Scheduled Activity (UDA)	
	2018	2019
April	245	141
May	892	1,049
June	1,496	1,301
July	2,379	2,279
August	3,163	2,755
September	3,566	3,446
October	4,206	
November	4,866	
December	5,424	
January	6,175	
February	7,298	
March	8,461	
April	9,152	
May	9,390	
June	9,443	

QUALITY

	Quantity	Base Number	Contract	AT	Region	England
% of FP17s for the same patient ID Re-attending within 3 months - Children	23	347	6.6%	9.3%	12.2%	11.6%
% of FP17s for the same patient ID Re-attending within 3 months - Adults	218	1,509	14.4%	13.4%	15.8%	15.5%
% of FP17s for the same patient ID Re-attending between 3 & 9 months - Children	232	347	66.9%	60.3%	60.3%	58.8%
% of FP17s for the same patient ID Re-attending between 3 & 9 months - Adults	977	1,509	64.7%	54.5%	53.5%	51.1%
% of FP17s for Band 1 Urgent Courses	112	1,612	6.9%	7.2%	9.1%	9.0%
% of FP17s Relating to Free Repair or Replacements	85	1,612	5.3%	1.2%	1.0%	0.8%
% of FP17s Relating to Continuations	11	1,612	0.7%	1.1%	1.0%	0.9%
% of Patients satisfied with the dentistry they have received	2	2	N/A	94.2%	93.6%	93.3%
% of Patients satisfied with the time they had to wait for an appointment	2	2	N/A	88.8%	89.8%	88.9%

* This is based on patients treated on this contract for their most recent course of treatment. Figures in italics indicate the base number of FP17s or Patient Questionnaire responses are less than 100. N/A is shown where the base number of responses is less than 10 during the period. % is calculated as Quantity/Base number*100

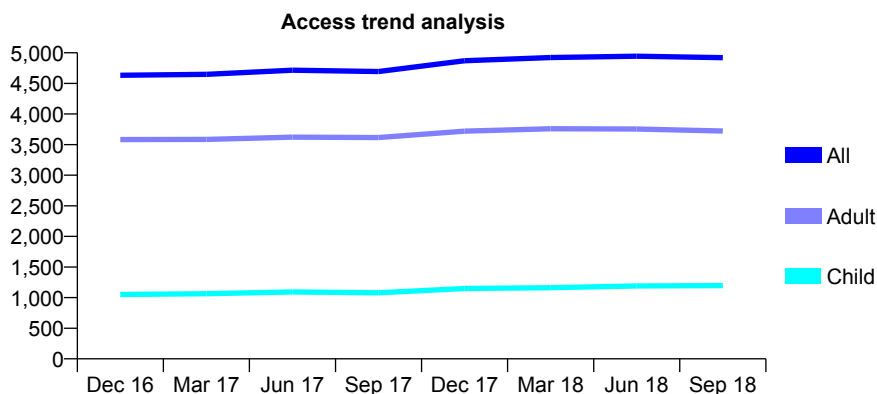
Q51 - Vital Signs At a Glance Contract Report for 143871/0001 - September 2018

Name or company name	Sandygate Dental Practice
Contract type name	GDS Contract
Purpose of contract	General
Contract start date	01/04/2009
Contract end date	

18/19 Contracted general activity (UDA)	12,975
Carry forward general activity (UDA)	0
18/19 Contracted orthodontic activity (UOA)	0
Carry forward orthodontic activity (UOA)	0
Baseline contract value	£294,910.30

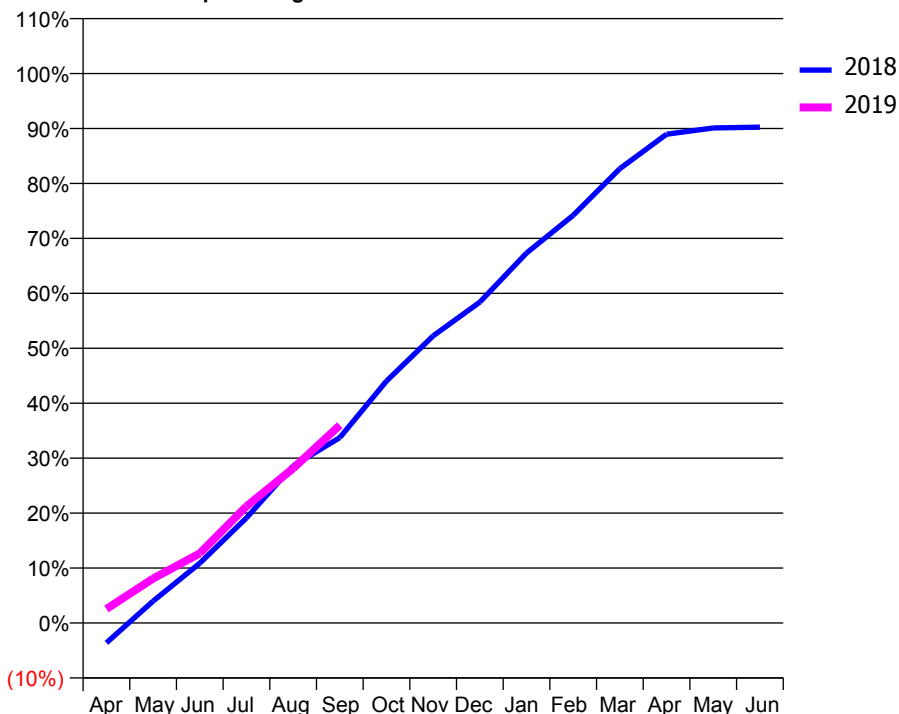
ACCESS*

Patients seen in 24 months	Total	Change since previous quarter
Quarter ending September 2017	4,694	
Quarter ending December 2017	4,870	↑
Quarter ending March 2018	4,922	→
Quarter ending June 2018	4,945	→
Quarter ending September 2018	4,920	→
Variance since September 2017	4.8%	↑



ACTIVITY

Cumulative percentage of contracted UDA delivered 2018 & 2019



Adjusted Scheduled Activity (UDA)		
Month	2018	2019
April	-469	331
May	519	1,049
June	1,411	1,644
July	2,483	2,756
August	3,711	3,651
September	4,379	4,671
October	5,713	
November	6,782	
December	7,578	
January	8,735	
February	9,628	
March	10,729	
April	11,541	
May	11,688	
June	11,709	

QUALITY

	Quantity	Base Number	Contract	AT	Region	England
% of FP17s for the same patient ID Re-attending within 3 months - Children	50	1,114	4.5%	9.3%	12.2%	11.6%
% of FP17s for the same patient ID Re-attending within 3 months - Adults	285	2,830	10.1%	13.4%	15.8%	15.5%
% of FP17s for the same patient ID Re-attending between 3 & 9 months - Children	845	1,114	75.9%	60.3%	60.3%	58.8%
% of FP17s for the same patient ID Re-attending between 3 & 9 months - Adults	1,719	2,830	60.7%	54.5%	53.5%	51.1%
% of FP17s for Band 1 Urgent Courses	97	2,804	3.5%	7.2%	9.1%	9.0%
% of FP17s Relating to Free Repair or Replacements	26	2,804	0.9%	1.2%	1.0%	0.8%
% of FP17s Relating to Continuations	22	2,804	0.8%	1.1%	1.0%	0.9%
% of Patients satisfied with the dentistry they have received	4	5	N/A	94.2%	93.6%	93.3%
% of Patients satisfied with the time they had to wait for an appointment	4	5	N/A	88.8%	89.8%	88.9%

* This is based on patients treated on this contract for their most recent course of treatment. Figures in italics indicate the base number of FP17s or Patient Questionnaire responses are less than 100. N/A is shown where the base number of responses is less than 10 during the period. % is calculated as Quantity/Base number*100

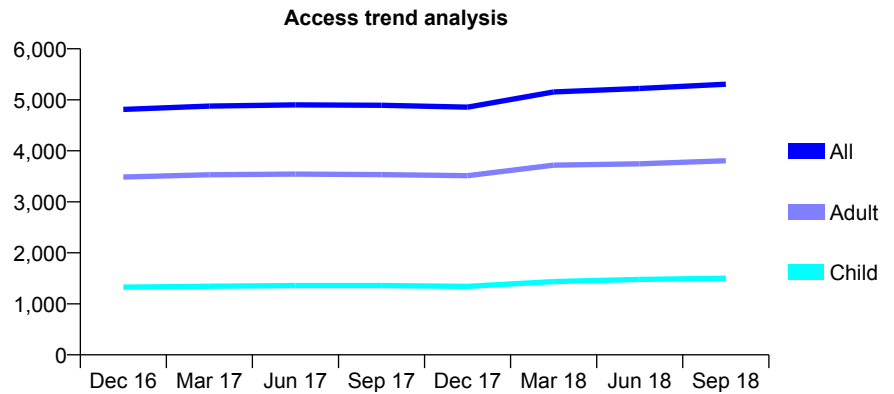
Q51 - Vital Signs At a Glance Contract Report for 144118/0001 - September 2018

Name or company name	Ecclesfield Dental
Contract type name	GDS Contract
Purpose of contract	General
Contract start date	01/04/2010
Contract end date	

18/19 Contracted general activity (UDA)	15,500
Carry forward general activity (UDA)	0
18/19 Contracted orthodontic activity (UOA)	0
Carry forward orthodontic activity (UOA)	0
Baseline contract value	£490,931.99

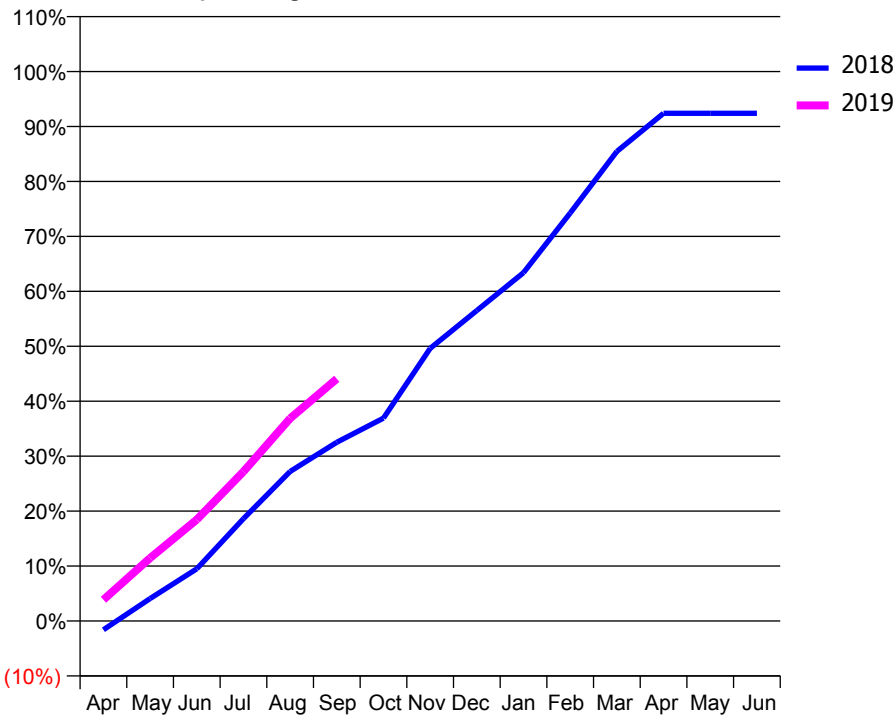
ACCESS*

Patients seen in 24 months	Total	Change since previous quarter
Quarter ending September 2017	4,892	
Quarter ending December 2017	4,855	→
Quarter ending March 2018	5,155	↑
Quarter ending June 2018	5,223	→
Quarter ending September 2018	5,306	→
Variance since September 2017	8.5%	↑



ACTIVITY

Cumulative percentage of contracted UDA delivered 2018 & 2019



Month	Adjusted Scheduled Activity (UDA)	
	2018	2019
April	-249	601
May	636	1,778
June	1,471	2,859
July	2,886	4,216
August	4,219	5,715
September	5,043	6,834
October	5,723	
November	7,692	
December	8,759	
January	9,827	
February	11,508	
March	13,246	
April	14,322	
May	14,323	
June	14,323	

QUALITY

	Quantity	Base Number	Contract	AT	Region	England
% of FP17s for the same patient ID Re-attending within 3 months - Children	127	1,365	9.3%	9.3%	12.2%	11.6%
% of FP17s for the same patient ID Re-attending within 3 months - Adults	502	3,084	16.3%	13.4%	15.8%	15.5%
% of FP17s for the same patient ID Re-attending between 3 & 9 months - Children	877	1,365	64.2%	60.3%	60.3%	58.8%
% of FP17s for the same patient ID Re-attending between 3 & 9 months - Adults	1,840	3,084	59.7%	54.5%	53.5%	51.1%
% of FP17s for Band 1 Urgent Courses	388	4,015	9.7%	7.2%	9.1%	9.0%
% of FP17s Relating to Free Repair or Replacements	25	4,015	0.6%	1.2%	1.0%	0.8%
% of FP17s Relating to Continuations	22	4,015	0.5%	1.1%	1.0%	0.9%
% of Patients satisfied with the dentistry they have received	6	6	N/A	94.2%	93.6%	93.3%
% of Patients satisfied with the time they had to wait for an appointment	6	6	N/A	88.8%	89.8%	88.9%

* This is based on patients treated on this contract for their most recent course of treatment. Figures in italics indicate the base number of FP17s or Patient Questionnaire responses are less than 100. N/A is shown where the base number of responses is less than 10 during the period. % is calculated as Quantity/Base number*100

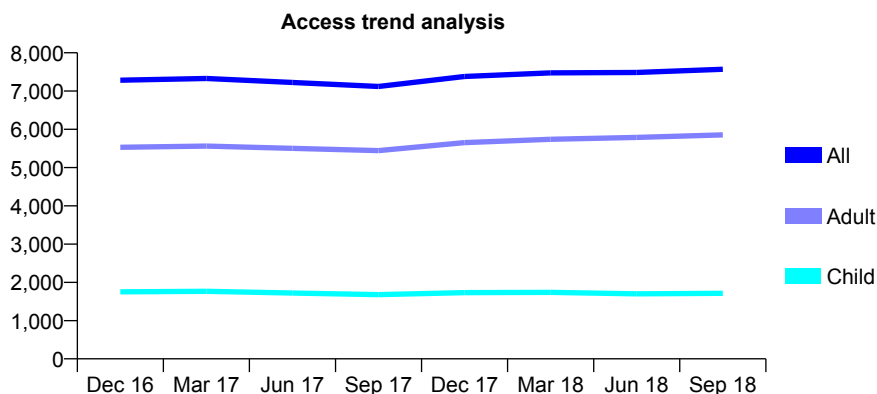
Q51 - Vital Signs At a Glance Contract Report for 144959/0001 - September 2018

Name or company name	Kaye and Rafferty Ltd
Contract type name	GDS Contract
Purpose of contract	General and Orthodontic
Contract start date	01/07/2014
Contract end date	

18/19 Contracted general activity (UDA)	21,500
Carry forward general activity (UDA)	0
18/19 Contracted orthodontic activity (UOA)	2,249
Carry forward orthodontic activity (UOA)	0
Baseline contract value	£714,315.27

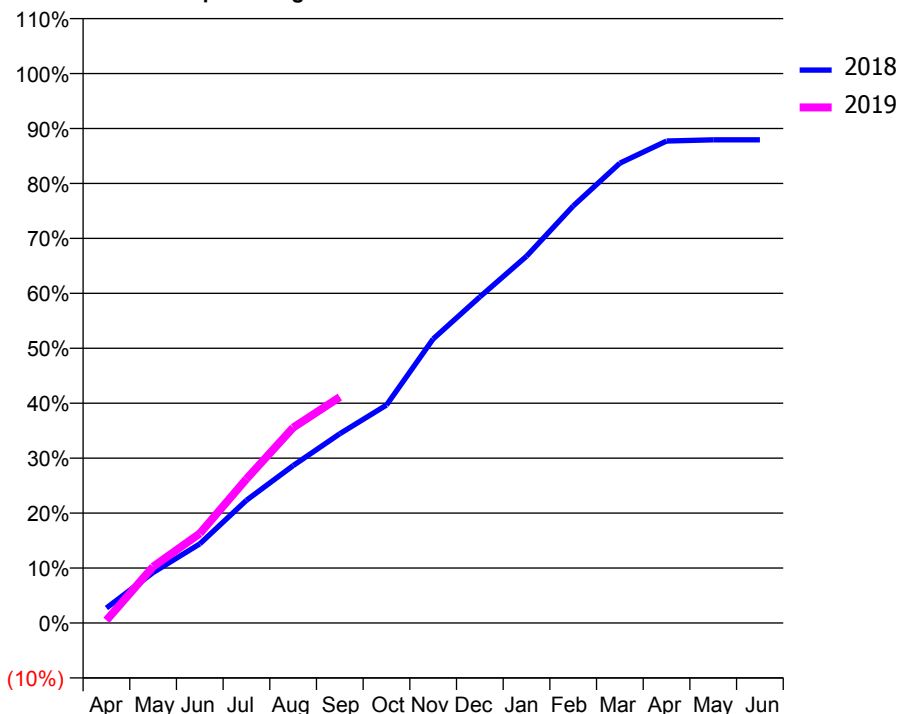
ACCESS*

Patients seen in 24 months	Total	Change since previous quarter
Quarter ending September 2017	7,120	
Quarter ending December 2017	7,381	↑
Quarter ending March 2018	7,476	→
Quarter ending June 2018	7,487	→
Quarter ending September 2018	7,570	→
Variance since September 2017	6.3%	↑



ACTIVITY

Cumulative percentage of contracted UDA delivered 2018 & 2019



Adjusted Scheduled Activity (UDA)		
Month	2018	2019
April	586	105
May	1,974	2,205
June	3,097	3,502
July	4,803	5,636
August	6,159	7,648
September	7,408	8,842
October	8,529	
November	11,115	
December	12,760	
January	14,351	
February	16,318	
March	17,994	
April	18,856	
May	18,905	
June	18,906	

QUALITY

	Quantity	Base Number	Contract	AT	Region	England
% of FP17s for the same patient ID Re-attending within 3 months - Children	112	1,499	7.5%	9.3%	12.2%	11.6%
% of FP17s for the same patient ID Re-attending within 3 months - Adults	463	4,237	10.9%	13.4%	15.8%	15.5%
% of FP17s for the same patient ID Re-attending between 3 & 9 months - Children	901	1,499	60.1%	60.3%	60.3%	58.8%
% of FP17s for the same patient ID Re-attending between 3 & 9 months - Adults	2,397	4,237	56.6%	54.5%	53.5%	51.1%
% of FP17s for Band 1 Urgent Courses	317	5,138	6.2%	7.2%	9.1%	9.0%
% of FP17s Relating to Free Repair or Replacements	45	5,138	0.9%	1.2%	1.0%	0.8%
% of FP17s Relating to Continuations	14	5,138	0.3%	1.1%	1.0%	0.9%
% of Patients satisfied with the dentistry they have received	4	5	N/A	94.2%	93.6%	93.3%
% of Patients satisfied with the time they had to wait for an appointment	5	5	N/A	88.8%	89.8%	88.9%

* This is based on patients treated on this contract for their most recent course of treatment. Figures in italics indicate the base number of FP17s or Patient Questionnaire responses are less than 100. N/A is shown where the base number of responses is less than 10 during the period. % is calculated as Quantity/Base number*100

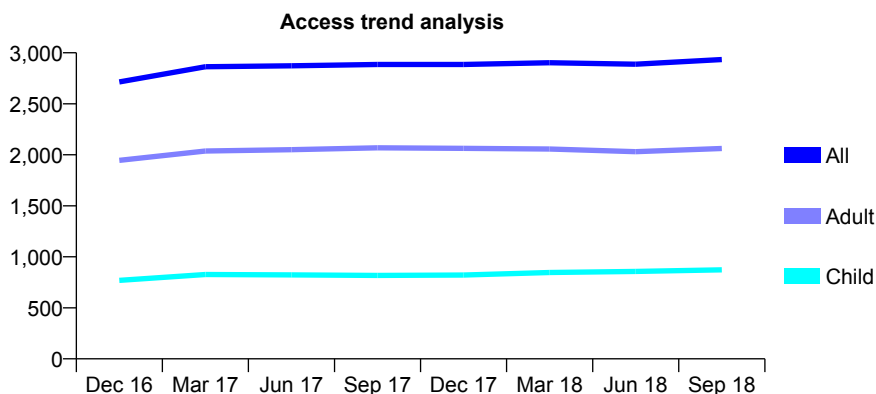
Q51 - Vital Signs At a Glance Contract Report for 145130/0001 - September 2018

Name or company name	Wensley & Wright
Contract type name	GDS Contract
Purpose of contract	General
Contract start date	01/04/2006
Contract end date	

18/19 Contracted general activity (UDA)	8,147
Carry forward general activity (UDA)	0
18/19 Contracted orthodontic activity (UOA)	0
Carry forward orthodontic activity (UOA)	0
Baseline contract value	£257,974.68

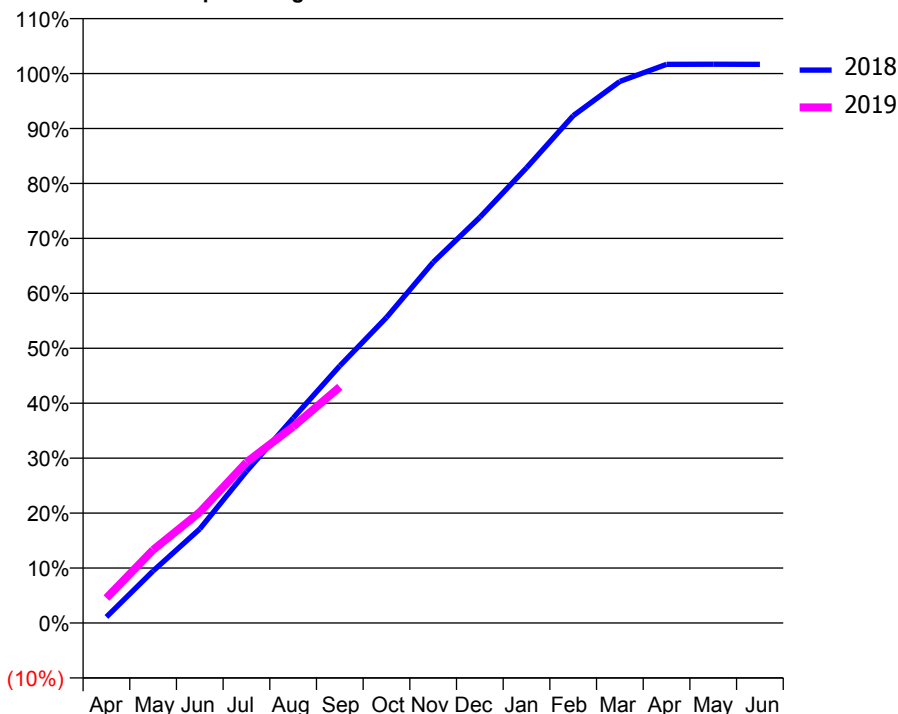
ACCESS*

Patients seen in 24 months	Total	Change since previous quarter
Quarter ending September 2017	2,885	
Quarter ending December 2017	2,885	→
Quarter ending March 2018	2,903	→
Quarter ending June 2018	2,888	→
Quarter ending September 2018	2,934	→
Variance since September 2017	1.7%	→



ACTIVITY

Cumulative percentage of contracted UDA delivered 2018 & 2019



Adjusted Scheduled Activity (UDA)

Month	2018	2019
April	90	371
May	773	1,085
June	1,394	1,644
July	2,249	2,382
August	3,038	2,910
September	3,814	3,501
October	4,529	
November	5,349	
December	6,015	
January	6,749	
February	7,521	
March	8,030	
April	8,284	
May	8,285	
June	8,284	

QUALITY

	Quantity	Base Number	Contract	AT	Region	England
% of FP17s for the same patient ID Re-attending within 3 months - Children	18	493	3.7%	9.3%	12.2%	11.6%
% of FP17s for the same patient ID Re-attending within 3 months - Adults	155	1,261	12.3%	13.4%	15.8%	15.5%
% of FP17s for the same patient ID Re-attending between 3 & 9 months - Children	256	493	51.9%	60.3%	60.3%	58.8%
% of FP17s for the same patient ID Re-attending between 3 & 9 months - Adults	620	1,261	49.2%	54.5%	53.5%	51.1%
% of FP17s for Band 1 Urgent Courses	110	1,636	6.7%	7.2%	9.1%	9.0%
% of FP17s Relating to Free Repair or Replacements	6	1,636	0.4%	1.2%	1.0%	0.8%
% of FP17s Relating to Continuations	23	1,636	1.4%	1.1%	1.0%	0.9%
% of Patients satisfied with the dentistry they have received	1	1	N/A	94.2%	93.6%	93.3%
% of Patients satisfied with the time they had to wait for an appointment	1	1	N/A	88.8%	89.8%	88.9%

* This is based on patients treated on this contract for their most recent course of treatment. Figures in italics indicate the base number of FP17s or Patient Questionnaire responses are less than 100. N/A is shown where the base number of responses is less than 10 during the period. % is calculated as Quantity/Base number*100

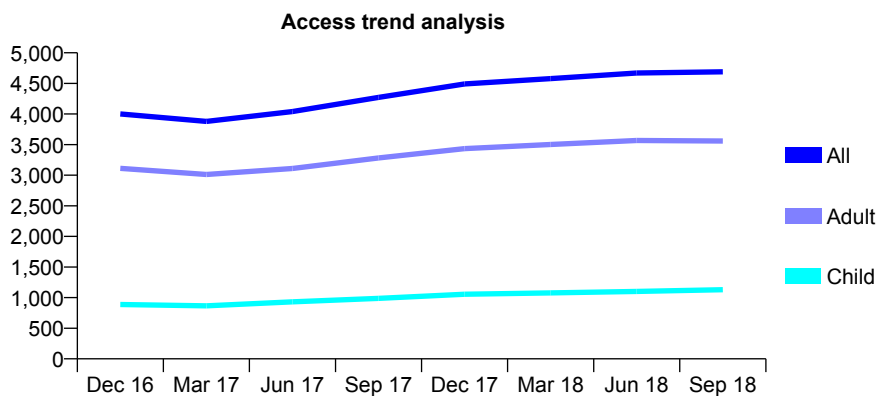
Q51 - Vital Signs At a Glance Contract Report for 146439/0001 - September 2018

Name or company name	Premier Dental Ltd
Contract type name	GDS Contract
Purpose of contract	General
Contract start date	24/02/2011
Contract end date	

18/19 Contracted general activity (UDA)	15,304
Carry forward general activity (UDA)	0
18/19 Contracted orthodontic activity (UOA)	0
Carry forward orthodontic activity (UOA)	0
Baseline contract value	£466,725.27

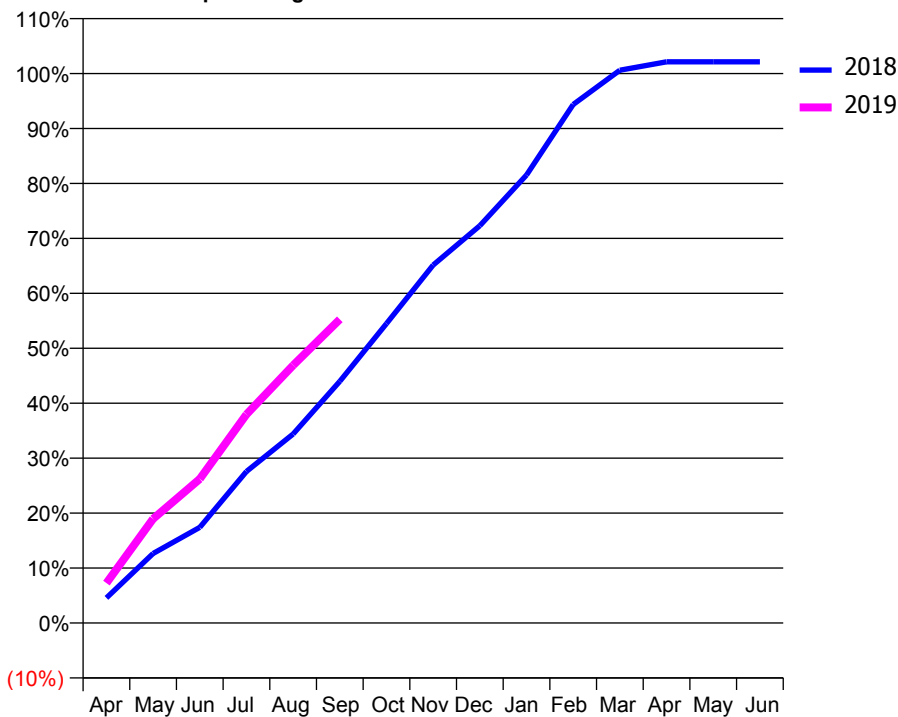
ACCESS*

Patients seen in 24 months	Total	Change since previous quarter
Quarter ending September 2017	4,272	
Quarter ending December 2017	4,491	↑
Quarter ending March 2018	4,579	→
Quarter ending June 2018	4,669	→
Quarter ending September 2018	4,689	→
Variance since September 2017	9.8%	↑



ACTIVITY

Cumulative percentage of contracted UDA delivered 2018 & 2019



Month	Adjusted Scheduled Activity (UDA)	
	2018	2019
April	699	1,113
May	1,939	2,904
June	2,664	4,013
July	4,219	5,809
August	5,264	7,175
September	6,730	8,458
October	8,341	
November	9,968	
December	11,066	
January	12,478	
February	14,441	
March	15,394	
April	15,629	
May	15,629	
June	15,629	

QUALITY

	Quantity	Base Number	Contract	AT	Region	England
% of FP17s for the same patient ID Re-attending within 3 months - Children	51	767	6.6%	9.3%	12.2%	11.6%
% of FP17s for the same patient ID Re-attending within 3 months - Adults	351	2,365	14.8%	13.4%	15.8%	15.5%
% of FP17s for the same patient ID Re-attending between 3 & 9 months - Children	374	767	48.8%	60.3%	60.3%	58.8%
% of FP17s for the same patient ID Re-attending between 3 & 9 months - Adults	1,121	2,365	47.4%	54.5%	53.5%	51.1%
% of FP17s for Band 1 Urgent Courses	144	3,033	4.7%	7.2%	9.1%	9.0%
% of FP17s Relating to Free Repair or Replacements	60	3,033	2.0%	1.2%	1.0%	0.8%
% of FP17s Relating to Continuations	94	3,033	3.1%	1.1%	1.0%	0.9%
% of Patients satisfied with the dentistry they have received	10	11	90.9%	94.2%	93.6%	93.3%
% of Patients satisfied with the time they had to wait for an appointment	11	11	100.0%	88.8%	89.8%	88.9%

* This is based on patients treated on this contract for their most recent course of treatment. Figures in italics indicate the base number of FP17s or Patient Questionnaire responses are less than 100. N/A is shown where the base number of responses is less than 10 during the period. % is calculated as Quantity/Base number*100

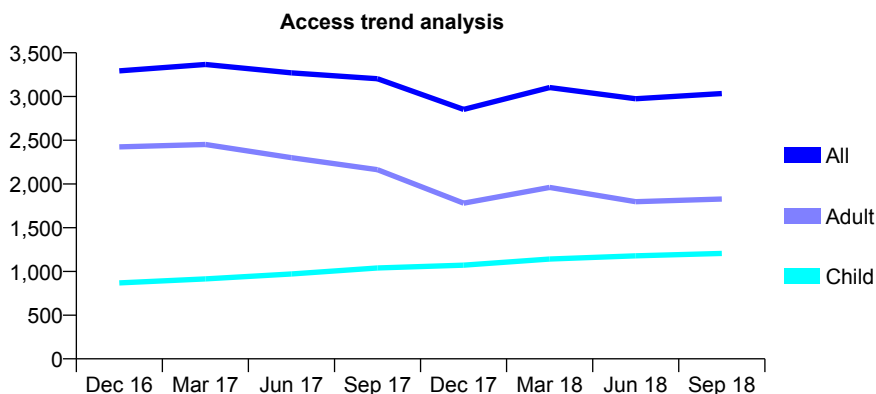
Q51 - Vital Signs At a Glance Contract Report for 147397/0001 - September 2018

Name or company name	Hillsborough Family Dental Centre
Contract type name	GDS Contract
Purpose of contract	General
Contract start date	01/04/2012
Contract end date	

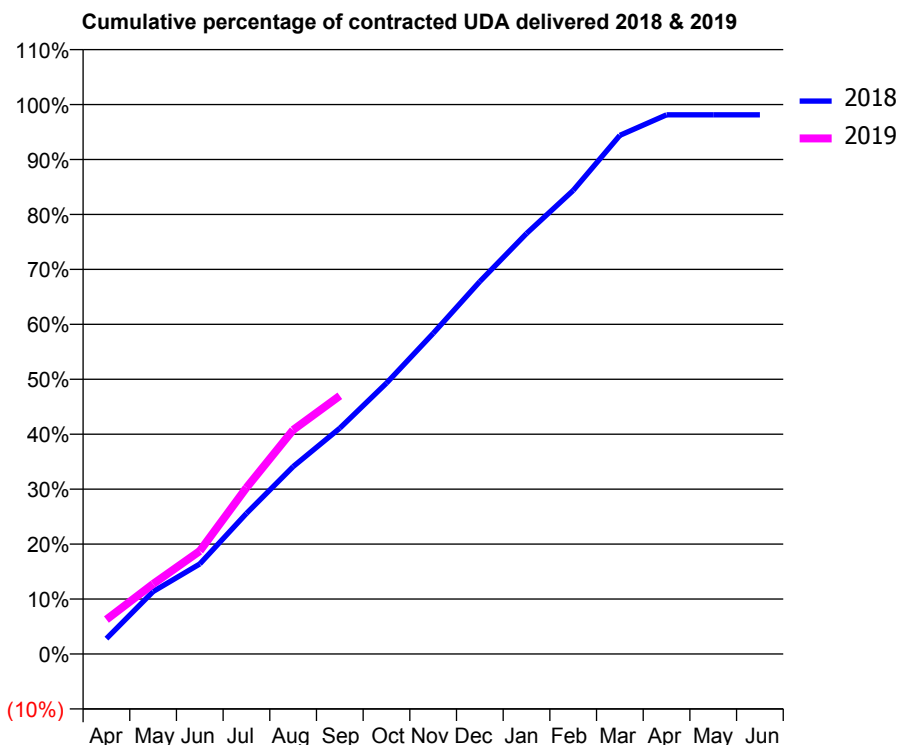
18/19 Contracted general activity (UDA)	8,664
Carry forward general activity (UDA)	0
18/19 Contracted orthodontic activity (UOA)	0
Carry forward orthodontic activity (UOA)	0
Baseline contract value	£237,198.99

ACCESS*

Patients seen in 24 months	Total	Change since previous quarter
Quarter ending September 2017	3,204	
Quarter ending December 2017	2,852	↓
Quarter ending March 2018	3,102	↑
Quarter ending June 2018	2,975	↓
Quarter ending September 2018	3,034	→
Variance since September 2017	(5.3%)	↓



ACTIVITY



Adjusted Scheduled Activity (UDA)		
Month	2018	2019
April	243	543
May	986	1,106
June	1,420	1,623
July	2,217	2,623
August	2,956	3,532
September	3,561	4,071
October	4,272	
November	5,056	
December	5,874	
January	6,630	
February	7,310	
March	8,178	
April	8,502	
May	8,502	
June	8,502	

QUALITY

	Quantity	Base Number	Contract	AT	Region	England
% of FP17s for the same patient ID Re-attending within 3 months - Children	35	794	4.4%	9.3%	12.2%	11.6%
% of FP17s for the same patient ID Re-attending within 3 months - Adults	111	893	12.4%	13.4%	15.8%	15.5%
% of FP17s for the same patient ID Re-attending between 3 & 9 months - Children	423	794	53.3%	60.3%	60.3%	58.8%
% of FP17s for the same patient ID Re-attending between 3 & 9 months - Adults	394	893	44.1%	54.5%	53.5%	51.1%
% of FP17s for Band 1 Urgent Courses	59	1,571	3.8%	7.2%	9.1%	9.0%
% of FP17s Relating to Free Repair or Replacements	3	1,571	0.2%	1.2%	1.0%	0.8%
% of FP17s Relating to Continuations	26	1,571	1.7%	1.1%	1.0%	0.9%
% of Patients satisfied with the dentistry they have received	1	1	N/A	94.2%	93.6%	93.3%
% of Patients satisfied with the time they had to wait for an appointment	1	1	N/A	88.8%	89.8%	88.9%

* This is based on patients treated on this contract for their most recent course of treatment. Figures in italics indicate the base number of FP17s or Patient Questionnaire responses are less than 100. N/A is shown where the base number of responses is less than 10 during the period. % is calculated as Quantity/Base number*100

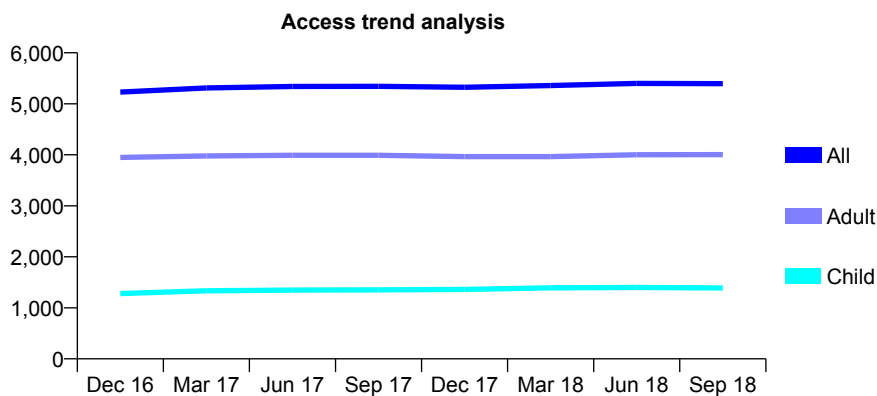
Q51 - Vital Signs At a Glance Contract Report for 147583/0001 - September 2018

Name or company name	Prime Dental Care Limited
Contract type name	GDS Contract
Purpose of contract	General
Contract start date	02/08/2010
Contract end date	

18/19 Contracted general activity (UDA)	13,805
Carry forward general activity (UDA)	0
18/19 Contracted orthodontic activity (UOA)	0
Carry forward orthodontic activity (UOA)	0
Baseline contract value	£423,373.08

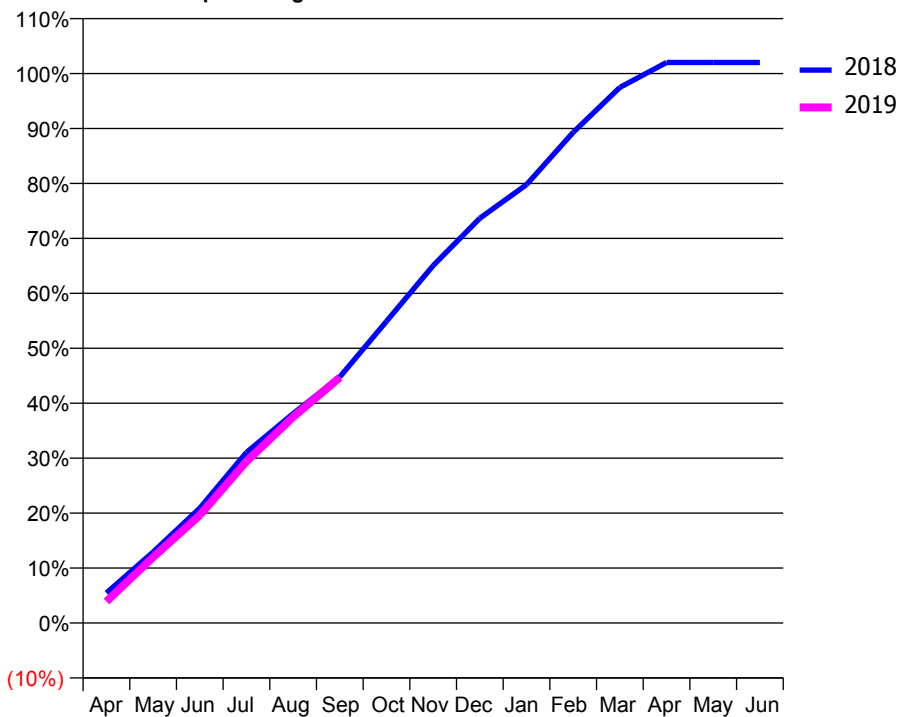
ACCESS*

Patients seen in 24 months	Total	Change since previous quarter
Quarter ending September 2017	5,343	
Quarter ending December 2017	5,325	→
Quarter ending March 2018	5,358	→
Quarter ending June 2018	5,400	→
Quarter ending September 2018	5,394	→
Variance since September 2017	1.0%	→



ACTIVITY

Cumulative percentage of contracted UDA delivered 2018 & 2019



Month	Adjusted Scheduled Activity (UDA)	
	2018	2019
April	754	543
May	1,782	1,654
June	2,886	2,707
July	4,286	4,060
August	5,263	5,174
September	6,181	6,171
October	7,580	
November	8,981	
December	10,170	
January	11,013	
February	12,327	
March	13,456	
April	14,080	
May	14,082	
June	14,082	

QUALITY

	Quantity	Base Number	Contract	AT	Region	England
% of FP17s for the same patient ID Re-attending within 3 months - Children	57	961	5.9%	9.3%	12.2%	11.6%
% of FP17s for the same patient ID Re-attending within 3 months - Adults	368	2,874	12.8%	13.4%	15.8%	15.5%
% of FP17s for the same patient ID Re-attending between 3 & 9 months - Children	522	961	54.3%	60.3%	60.3%	58.8%
% of FP17s for the same patient ID Re-attending between 3 & 9 months - Adults	1,626	2,874	56.6%	54.5%	53.5%	51.1%
% of FP17s for Band 1 Urgent Courses	133	3,031	4.4%	7.2%	9.1%	9.0%
% of FP17s Relating to Free Repair or Replacements	55	3,031	1.8%	1.2%	1.0%	0.8%
% of FP17s Relating to Continuations	22	3,031	0.7%	1.1%	1.0%	0.9%
% of Patients satisfied with the dentistry they have received	5	5	N/A	94.2%	93.6%	93.3%
% of Patients satisfied with the time they had to wait for an appointment	5	5	N/A	88.8%	89.8%	88.9%

* This is based on patients treated on this contract for their most recent course of treatment. Figures in italics indicate the base number of FP17s or Patient Questionnaire responses are less than 100. N/A is shown where the base number of responses is less than 10 during the period. % is calculated as Quantity/Base number*100

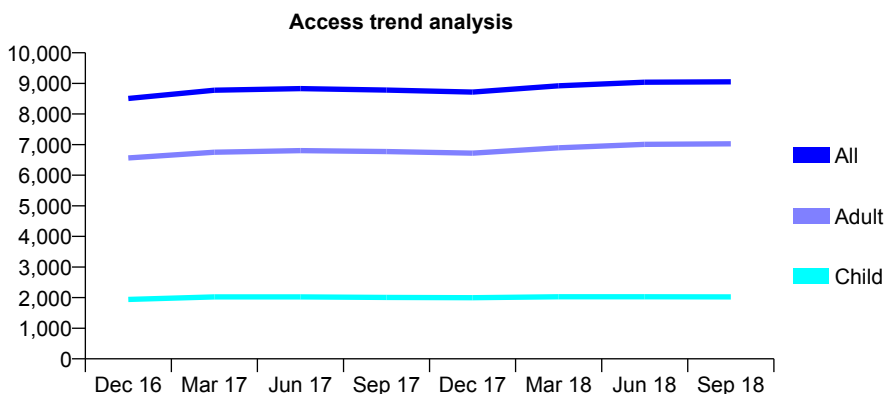
Q51 - Vital Signs At a Glance Contract Report for 149896/0001 - September 2018

Name or company name	Handsworth Dental Care
Contract type name	GDS Contract
Purpose of contract	General
Contract start date	30/10/2009
Contract end date	

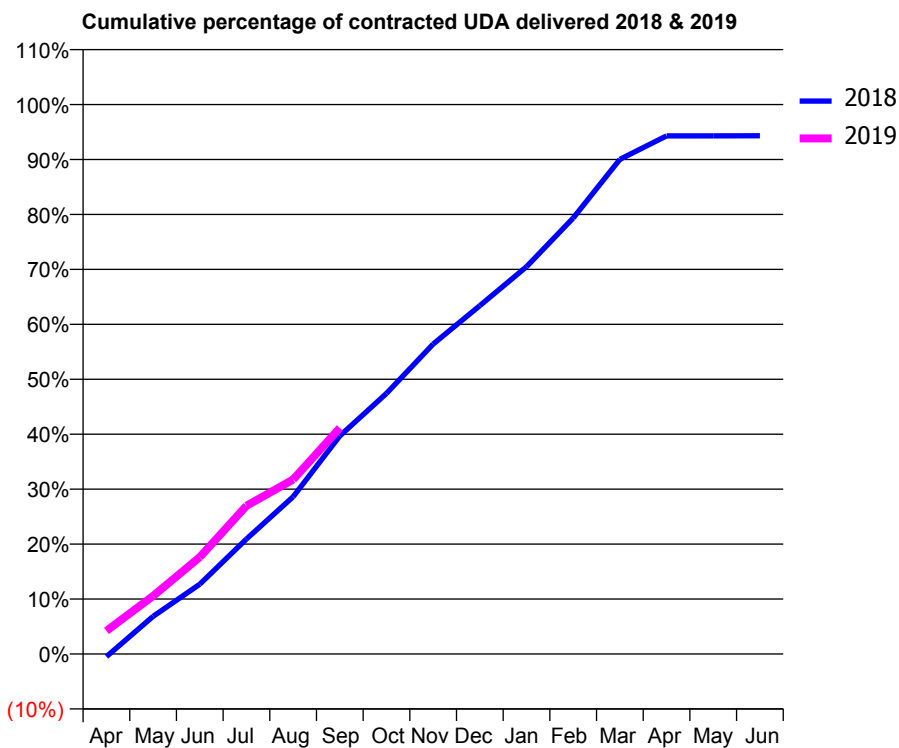
18/19 Contracted general activity (UDA)	25,095
Carry forward general activity (UDA)	0
18/19 Contracted orthodontic activity (UOA)	0
Carry forward orthodontic activity (UOA)	0
Baseline contract value	£600,241.41

ACCESS*

Patients seen in 24 months	Total	Change since previous quarter
Quarter ending September 2017	8,780	
Quarter ending December 2017	8,715	→
Quarter ending March 2018	8,923	↑
Quarter ending June 2018	9,038	→
Quarter ending September 2018	9,053	→
Variance since September 2017	3.1%	↑



ACTIVITY



Month	Adjusted Scheduled Activity (UDA)	
	2018	2019
April	-124	1,054
May	1,723	2,649
June	3,189	4,423
July	5,251	6,768
August	7,183	7,970
September	9,963	10,326
October	11,903	
November	14,155	
December	15,911	
January	17,687	
February	19,909	
March	22,587	
April	23,664	
May	23,664	
June	23,668	

QUALITY

	Quantity	Base Number	Contract	AT	Region	England
% of FP17s for the same patient ID Re-attending within 3 months - Children	123	1,685	7.3%	9.3%	12.2%	11.6%
% of FP17s for the same patient ID Re-attending within 3 months - Adults	738	5,513	13.4%	13.4%	15.8%	15.5%
% of FP17s for the same patient ID Re-attending between 3 & 9 months - Children	1,202	1,685	71.3%	60.3%	60.3%	58.8%
% of FP17s for the same patient ID Re-attending between 3 & 9 months - Adults	3,431	5,513	62.2%	54.5%	53.5%	51.1%
% of FP17s for Band 1 Urgent Courses	446	6,217	7.2%	7.2%	9.1%	9.0%
% of FP17s Relating to Free Repair or Replacements	181	6,217	2.9%	1.2%	1.0%	0.8%
% of FP17s Relating to Continuations	36	6,217	0.6%	1.1%	1.0%	0.9%
% of Patients satisfied with the dentistry they have received	4	4	N/A	94.2%	93.6%	93.3%
% of Patients satisfied with the time they had to wait for an appointment	4	4	N/A	88.8%	89.8%	88.9%

* This is based on patients treated on this contract for their most recent course of treatment. Figures in italics indicate the base number of FP17s or Patient Questionnaire responses are less than 100. N/A is shown where the base number of responses is less than 10 during the period. % is calculated as Quantity/Base number*100

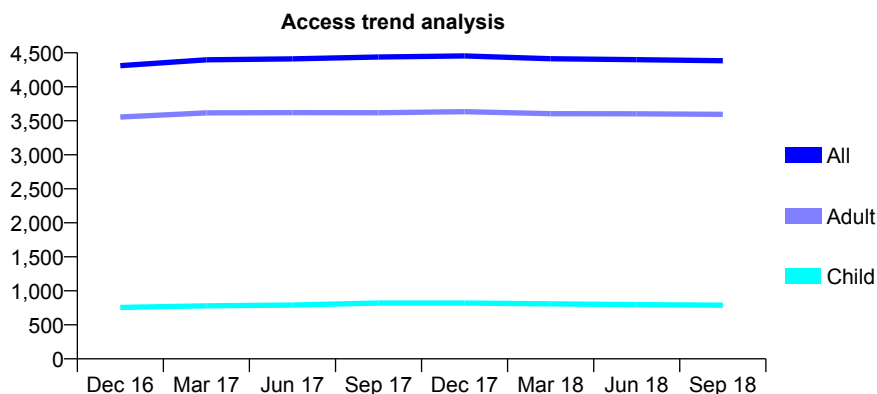
Q51 - Vital Signs At a Glance Contract Report for 150444/0001 - September 2018

Name or company name	Dore Dental Care
Contract type name	GDS Contract
Purpose of contract	General
Contract start date	01/04/2006
Contract end date	

18/19 Contracted general activity (UDA)	12,151
Carry forward general activity (UDA)	0
18/19 Contracted orthodontic activity (UOA)	0
Carry forward orthodontic activity (UOA)	0
Baseline contract value	£388,790.81

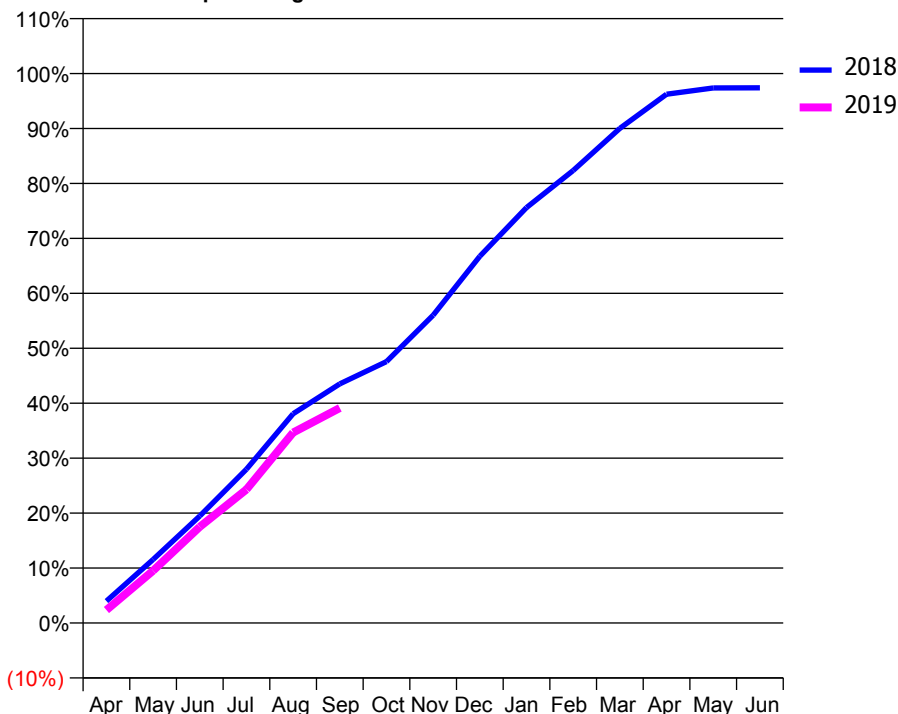
ACCESS*

Patients seen in 24 months	Total	Change since previous quarter
Quarter ending September 2017	4,439	
Quarter ending December 2017	4,454	→
Quarter ending March 2018	4,413	→
Quarter ending June 2018	4,399	→
Quarter ending September 2018	4,384	→
Variance since September 2017	(1.2%)	↓



ACTIVITY

Cumulative percentage of contracted UDA delivered 2018 & 2019



Month	Adjusted Scheduled Activity (UDA)	
	2018	2019
April	486	288
May	1,406	1,159
June	2,366	2,126
July	3,401	2,954
August	4,628	4,211
September	5,289	4,755
October	5,780	
November	6,806	
December	8,110	
January	9,187	
February	10,007	
March	10,938	
April	11,692	
May	11,830	
June	11,833	

QUALITY

	Quantity	Base Number	Contract	AT	Region	England
% of FP17s for the same patient ID Re-attending within 3 months - Children	36	646	5.6%	9.3%	12.2%	11.6%
% of FP17s for the same patient ID Re-attending within 3 months - Adults	370	2,920	12.7%	13.4%	15.8%	15.5%
% of FP17s for the same patient ID Re-attending between 3 & 9 months - Children	458	646	70.9%	60.3%	60.3%	58.8%
% of FP17s for the same patient ID Re-attending between 3 & 9 months - Adults	2,043	2,920	70.0%	54.5%	53.5%	51.1%
% of FP17s for Band 1 Urgent Courses	143	2,996	4.8%	7.2%	9.1%	9.0%
% of FP17s Relating to Free Repair or Replacements	22	2,996	0.7%	1.2%	1.0%	0.8%
% of FP17s Relating to Continuations	76	2,996	2.5%	1.1%	1.0%	0.9%
% of Patients satisfied with the dentistry they have received	3	3	N/A	94.2%	93.6%	93.3%
% of Patients satisfied with the time they had to wait for an appointment	3	3	N/A	88.8%	89.8%	88.9%

* This is based on patients treated on this contract for their most recent course of treatment. Figures in italics indicate the base number of FP17s or Patient Questionnaire responses are less than 100. N/A is shown where the base number of responses is less than 10 during the period. % is calculated as Quantity/Base number*100

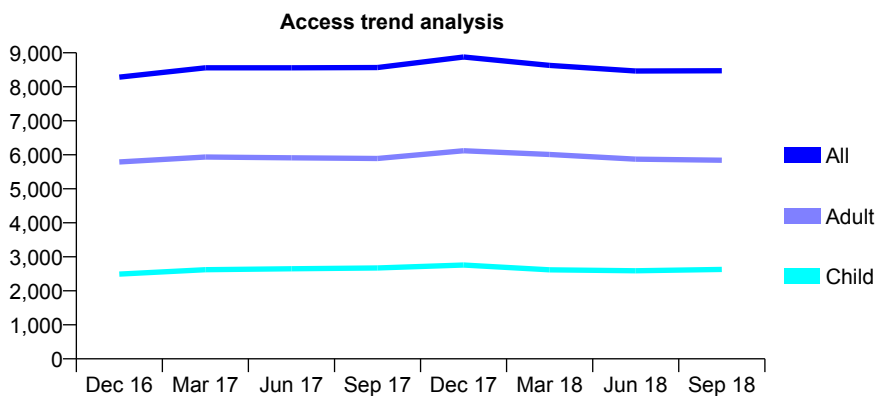
Q51 - Vital Signs At a Glance Contract Report for 151491/0001 - September 2018

Name or company name	A2 Dental Studio
Contract type name	GDS Contract
Purpose of contract	General
Contract start date	06/06/2011
Contract end date	

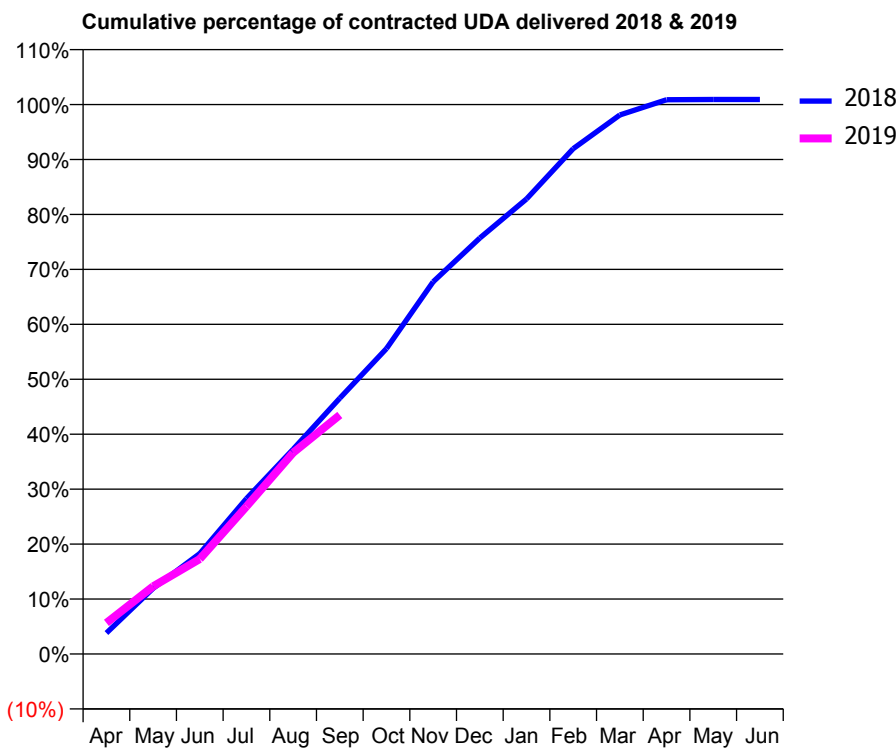
18/19 Contracted general activity (UDA)	22,823
Carry forward general activity (UDA)	0
18/19 Contracted orthodontic activity (UOA)	0
Carry forward orthodontic activity (UOA)	0
Baseline contract value	£741,875.77

ACCESS*

Patients seen in 24 months	Total	Change since previous quarter
Quarter ending September 2017	8,565	
Quarter ending December 2017	8,878	↑
Quarter ending March 2018	8,628	↓
Quarter ending June 2018	8,464	↓
Quarter ending September 2018	8,472	→
Variance since September 2017	(1.1%)	↓



ACTIVITY



Month	Adjusted Scheduled Activity (UDA)	
	2018	2019
April	872	1,291
May	2,725	2,813
June	4,175	3,946
July	6,453	6,128
August	8,505	8,358
September	10,623	9,927
October	12,685	
November	15,461	
December	17,278	
January	18,899	
February	20,987	
March	22,390	
April	23,018	
May	23,032	
June	23,032	

QUALITY

	Quantity	Base Number	Contract	AT	Region	England
% of FP17s for the same patient ID Re-attending within 3 months - Children	86	1,475	5.8%	9.3%	12.2%	11.6%
% of FP17s for the same patient ID Re-attending within 3 months - Adults	440	3,267	13.5%	13.4%	15.8%	15.5%
% of FP17s for the same patient ID Re-attending between 3 & 9 months - Children	688	1,475	46.6%	60.3%	60.3%	58.8%
% of FP17s for the same patient ID Re-attending between 3 & 9 months - Adults	1,578	3,267	48.3%	54.5%	53.5%	51.1%
% of FP17s for Band 1 Urgent Courses	332	4,241	7.8%	7.2%	9.1%	9.0%
% of FP17s Relating to Free Repair or Replacements	34	4,241	0.8%	1.2%	1.0%	0.8%
% of FP17s Relating to Continuations	73	4,241	1.7%	1.1%	1.0%	0.9%
% of Patients satisfied with the dentistry they have received	4	4	N/A	94.2%	93.6%	93.3%
% of Patients satisfied with the time they had to wait for an appointment	4	4	N/A	88.8%	89.8%	88.9%

* This is based on patients treated on this contract for their most recent course of treatment. Figures in italics indicate the base number of FP17s or Patient Questionnaire responses are less than 100. N/A is shown where the base number of responses is less than 10 during the period. % is calculated as Quantity/Base number*100

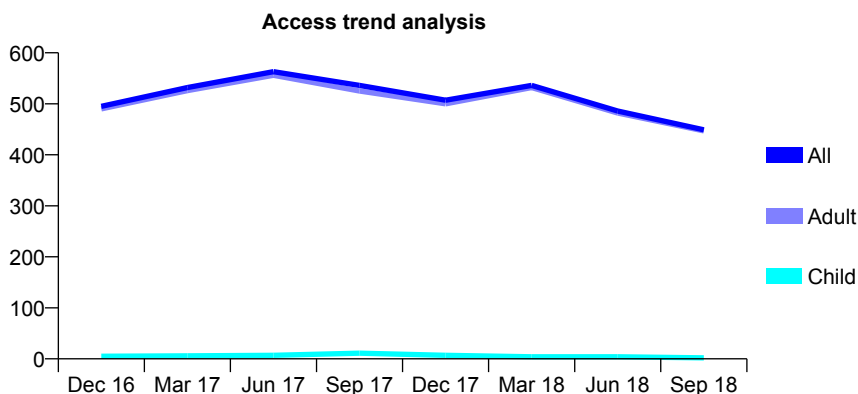
Q51 - Vital Signs At a Glance Contract Report for 151653/0003 - September 2018

Name or company name	The Forum Practice Ltd
Contract type name	PDS Contract
Purpose of contract	General
Contract start date	01/04/2012
Contract end date	31/03/2020

18/19 Contracted general activity (UDA)	1,800
Carry forward general activity (UDA)	54
18/19 Contracted orthodontic activity (UOA)	0
Carry forward orthodontic activity (UOA)	0
Baseline contract value	£66,752.40

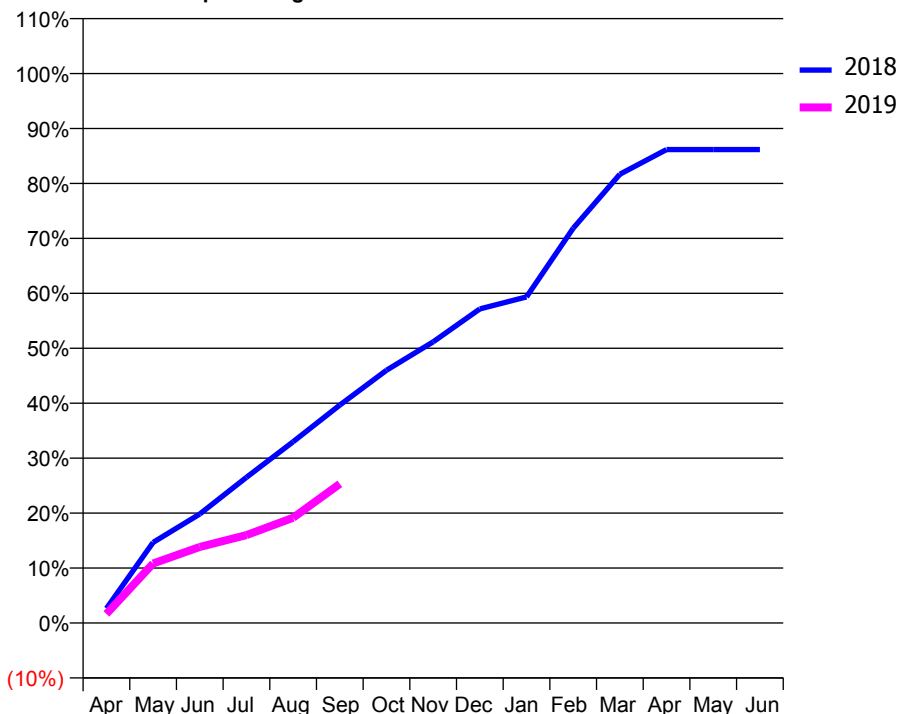
ACCESS*

Patients seen in 24 months	Total	Change since previous quarter
Quarter ending September 2017	536	
Quarter ending December 2017	507	↓
Quarter ending March 2018	536	↑
Quarter ending June 2018	486	↓
Quarter ending September 2018	449	↓
Variance since September 2017	(16.2%)	↓



ACTIVITY

Cumulative percentage of contracted UDA delivered 2018 & 2019



Adjusted Scheduled Activity (UDA)		
Month	2018	2019
April	48	30
May	264	195
June	357	249
July	477	288
August	594	345
September	714	456
October	828	
November	921	
December	1,029	
January	1,068	
February	1,293	
March	1,470	
April	1,551	
May	1,551	
June	1,551	

QUALITY

	Quantity	Base Number	Contract	AT	Region	England
% of FP17s for the same patient ID Re-attending within 3 months - Children	0	1	0.0%	9.3%	12.2%	11.6%
% of FP17s for the same patient ID Re-attending within 3 months - Adults	20	196	10.2%	13.4%	15.8%	15.5%
% of FP17s for the same patient ID Re-attending between 3 & 9 months - Children	0	1	0.0%	60.3%	60.3%	58.8%
% of FP17s for the same patient ID Re-attending between 3 & 9 months - Adults	2	196	1.0%	54.5%	53.5%	51.1%
% of FP17s for Band 1 Urgent Courses	0	170	0.0%	7.2%	9.1%	9.0%
% of FP17s Relating to Free Repair or Replacements	0	170	0.0%	1.2%	1.0%	0.8%
% of FP17s Relating to Continuations	0	170	0.0%	1.1%	1.0%	0.9%
% of Patients satisfied with the dentistry they have received	1	1	N/A	94.2%	93.6%	93.3%
% of Patients satisfied with the time they had to wait for an appointment	0	1	N/A	88.8%	89.8%	88.9%

* This is based on patients treated on this contract for their most recent course of treatment. Figures in italics indicate the base number of FP17s or Patient Questionnaire responses are less than 100. N/A is shown where the base number of responses is less than 10 during the period. % is calculated as Quantity/Base number*100

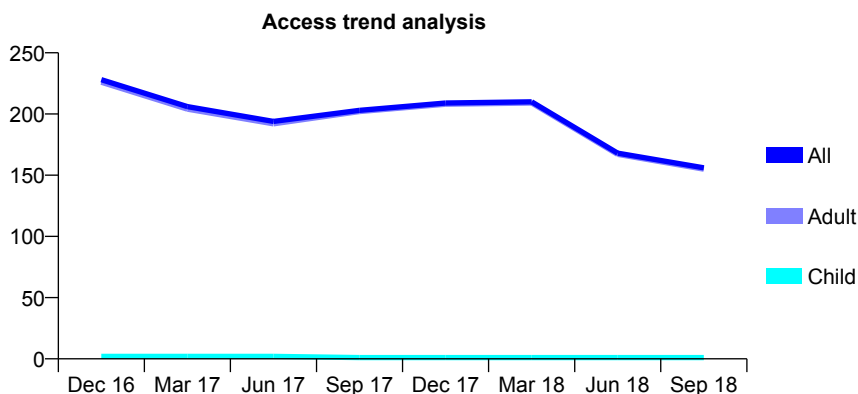
Q51 - Vital Signs At a Glance Contract Report for 151653/0004 - September 2018

Name or company name	The Forum Practice Ltd
Contract type name	PDS Contract
Purpose of contract	General
Contract start date	01/03/2012
Contract end date	30/04/2020

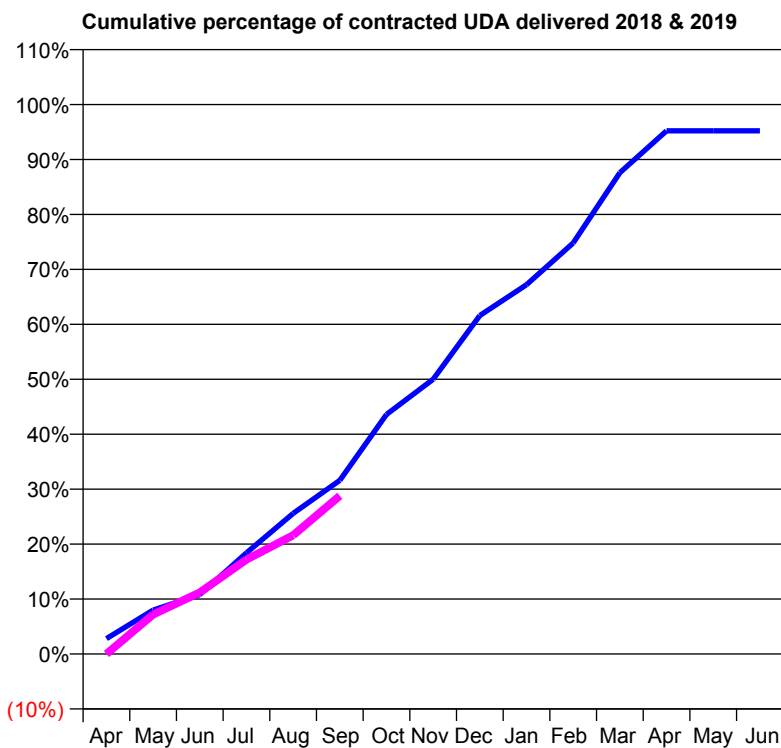
18/19 Contracted general activity (UDA)	750
Carry forward general activity (UDA)	27
18/19 Contracted orthodontic activity (UOA)	0
Carry forward orthodontic activity (UOA)	0
Baseline contract value	£35,089.75

ACCESS*

Patients seen in 24 months	Total	Change since previous quarter
Quarter ending September 2017	203	
Quarter ending December 2017	209	↑
Quarter ending March 2018	210	→
Quarter ending June 2018	168	↓
Quarter ending September 2018	156	↓
Variance since September 2017	(23.2%)	↓



ACTIVITY



Month	Adjusted Scheduled Activity (UDA)	
	2018	2019
April	21	0
May	60	54
June	81	84
July	138	129
August	192	162
September	237	216
October	327	
November	375	
December	462	
January	504	
February	561	
March	657	
April	714	
May	714	
June	714	

QUALITY

	Quantity	Base Number	Contract	AT	Region	England
% of FP17s for the same patient ID Re-attending within 3 months - Children	0	0	N/A	9.3%	12.2%	11.6%
% of FP17s for the same patient ID Re-attending within 3 months - Adults	22	100	22.0%	13.4%	15.8%	15.5%
% of FP17s for the same patient ID Re-attending between 3 & 9 months - Children	0	0	N/A	60.3%	60.3%	58.8%
% of FP17s for the same patient ID Re-attending between 3 & 9 months - Adults	0	100	0.0%	54.5%	53.5%	51.1%
% of FP17s for Band 1 Urgent Courses	0	81	0.0%	7.2%	9.1%	9.0%
% of FP17s Relating to Free Repair or Replacements	0	81	0.0%	1.2%	1.0%	0.8%
% of FP17s Relating to Continuations	0	81	0.0%	1.1%	1.0%	0.9%
% of Patients satisfied with the dentistry they have received	0	0	N/A	94.2%	93.6%	93.3%
% of Patients satisfied with the time they had to wait for an appointment	0	0	N/A	88.8%	89.8%	88.9%

* This is based on patients treated on this contract for their most recent course of treatment. Figures in italics indicate the base number of FP17s or Patient Questionnaire responses are less than 100. N/A is shown where the base number of responses is less than 10 during the period. % is calculated as Quantity/Base number*100

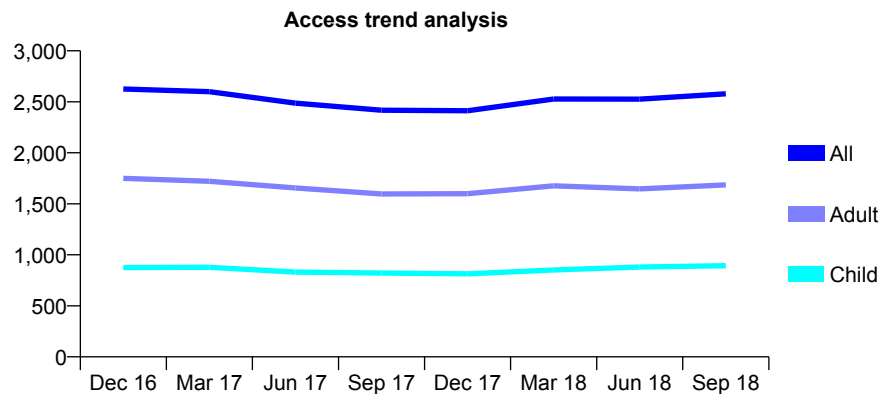
Q51 - Vital Signs At a Glance Contract Report for 152161/0001 - September 2018

Name or company name	Manor Dental Practice
Contract type name	GDS Contract
Purpose of contract	General
Contract start date	01/10/2007
Contract end date	

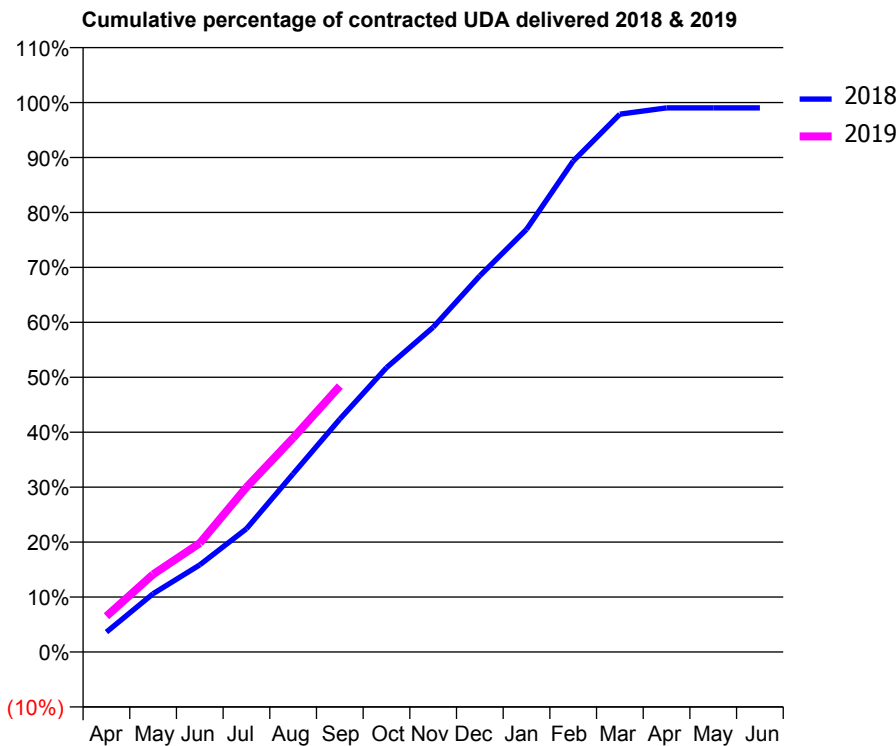
18/19 Contracted general activity (UDA)	8,728
Carry forward general activity (UDA)	0
18/19 Contracted orthodontic activity (UOA)	0
Carry forward orthodontic activity (UOA)	0
Baseline contract value	£231,566.69

ACCESS*

Patients seen in 24 months	Total	Change since previous quarter
Quarter ending September 2017	2,418	
Quarter ending December 2017	2,413	→
Quarter ending March 2018	2,527	↑
Quarter ending June 2018	2,526	→
Quarter ending September 2018	2,579	↑
Variance since September 2017	6.7%	↑



ACTIVITY



Month	Adjusted Scheduled Activity (UDA)	
	2018	2019
April	316	569
May	928	1,234
June	1,384	1,730
July	1,959	2,618
August	2,831	3,400
September	3,699	4,224
October	4,516	
November	5,159	
December	5,976	
January	6,713	
February	7,798	
March	8,542	
April	8,643	
May	8,643	
June	8,643	

QUALITY

	Quantity	Base Number	Contract	AT	Region	England
% of FP17s for the same patient ID Re-attending within 3 months - Children	38	599	6.3%	9.3%	12.2%	11.6%
% of FP17s for the same patient ID Re-attending within 3 months - Adults	114	985	11.6%	13.4%	15.8%	15.5%
% of FP17s for the same patient ID Re-attending between 3 & 9 months - Children	296	599	49.4%	60.3%	60.3%	58.8%
% of FP17s for the same patient ID Re-attending between 3 & 9 months - Adults	380	985	38.6%	54.5%	53.5%	51.1%
% of FP17s for Band 1 Urgent Courses	144	1,544	9.3%	7.2%	9.1%	9.0%
% of FP17s Relating to Free Repair or Replacements	9	1,544	0.6%	1.2%	1.0%	0.8%
% of FP17s Relating to Continuations	12	1,544	0.8%	1.1%	1.0%	0.9%
% of Patients satisfied with the dentistry they have received	0	0	N/A	94.2%	93.6%	93.3%
% of Patients satisfied with the time they had to wait for an appointment	0	0	N/A	88.8%	89.8%	88.9%

* This is based on patients treated on this contract for their most recent course of treatment. Figures in italics indicate the base number of FP17s or Patient Questionnaire responses are less than 100. N/A is shown where the base number of responses is less than 10 during the period. % is calculated as Quantity/Base number*100

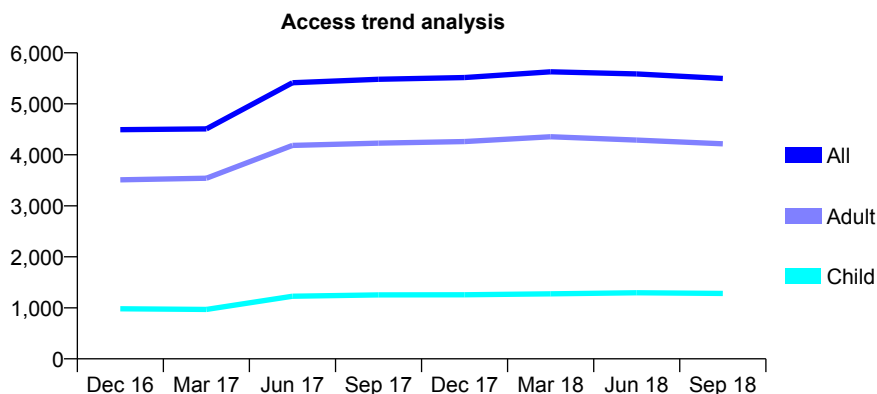
Q51 - Vital Signs At a Glance Contract Report for 152498/0001 - September 2018

Name or company name	Hatfield Dental Care Ltd
Contract type name	GDS Contract
Purpose of contract	General
Contract start date	01/10/2014
Contract end date	

18/19 Contracted general activity (UDA)	14,449
Carry forward general activity (UDA)	0
18/19 Contracted orthodontic activity (UOA)	0
Carry forward orthodontic activity (UOA)	0
Baseline contract value	£413,539.21

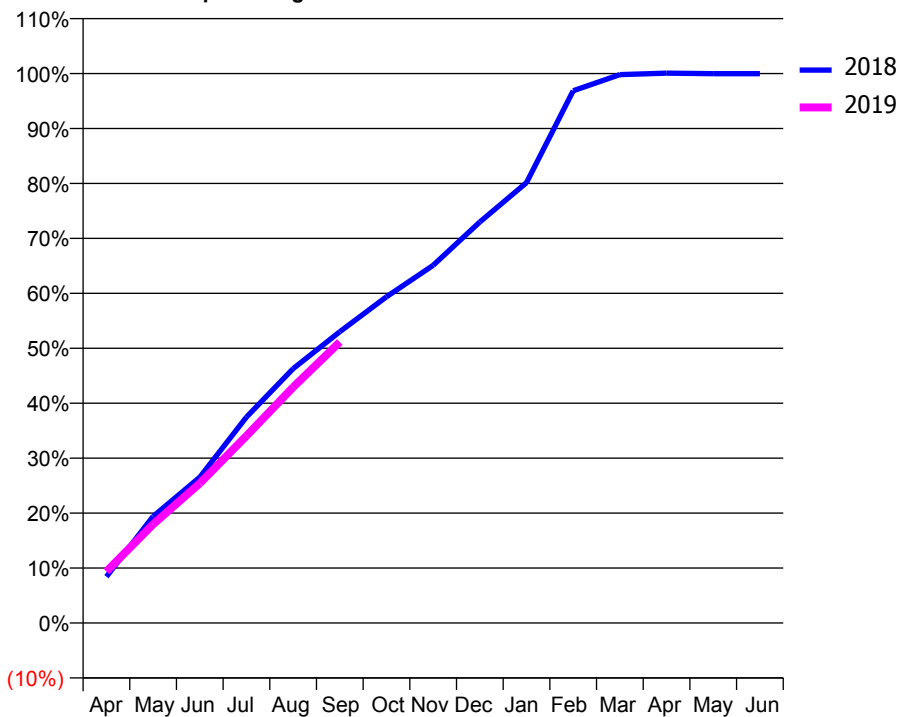
ACCESS*

Patients seen in 24 months	Total	Change since previous quarter
Quarter ending September 2017	5,482	
Quarter ending December 2017	5,514	→
Quarter ending March 2018	5,627	↑
Quarter ending June 2018	5,586	→
Quarter ending September 2018	5,498	↓
Variance since September 2017	0.3%	→



ACTIVITY

Cumulative percentage of contracted UDA delivered 2018 & 2019



Adjusted Scheduled Activity (UDA)

Month	2018	2019
April	1,218	1,354
May	2,802	2,595
June	3,835	3,672
July	5,417	4,923
August	6,689	6,200
September	7,659	7,388
October	8,579	
November	9,406	
December	10,547	
January	11,581	
February	13,996	
March	14,421	
April	14,457	
May	14,445	
June	14,444	

QUALITY

	Quantity	Base Number	Contract	AT	Region	England
% of FP17s for the same patient ID Re-attending within 3 months - Children	119	1,143	10.4%	9.3%	12.2%	11.6%
% of FP17s for the same patient ID Re-attending within 3 months - Adults	321	2,978	10.8%	13.4%	15.8%	15.5%
% of FP17s for the same patient ID Re-attending between 3 & 9 months - Children	690	1,143	60.4%	60.3%	60.3%	58.8%
% of FP17s for the same patient ID Re-attending between 3 & 9 months - Adults	1,549	2,978	52.0%	54.5%	53.5%	51.1%
% of FP17s for Band 1 Urgent Courses	161	4,104	3.9%	7.2%	9.1%	9.0%
% of FP17s Relating to Free Repair or Replacements	46	4,104	1.1%	1.2%	1.0%	0.8%
% of FP17s Relating to Continuations	17	4,104	0.4%	1.1%	1.0%	0.9%
% of Patients satisfied with the dentistry they have received	3	4	N/A	94.2%	93.6%	93.3%
% of Patients satisfied with the time they had to wait for an appointment	4	4	N/A	88.8%	89.8%	88.9%

* This is based on patients treated on this contract for their most recent course of treatment. Figures in italics indicate the base number of FP17s or Patient Questionnaire responses are less than 100. N/A is shown where the base number of responses is less than 10 during the period. % is calculated as Quantity/Base number*100

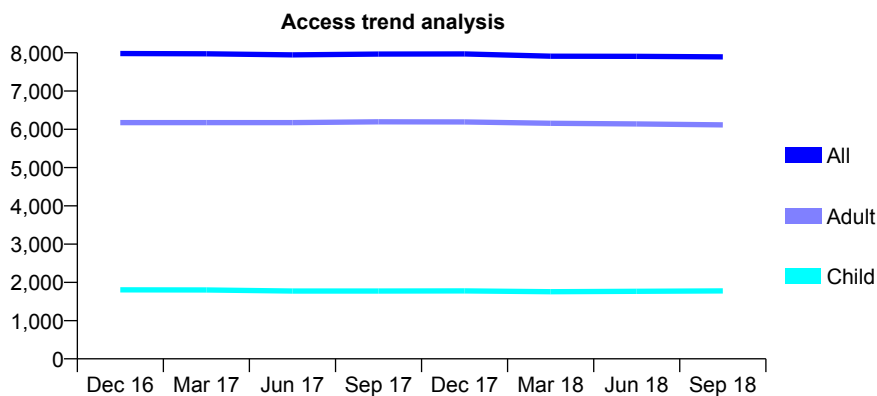
Q51 - Vital Signs At a Glance Contract Report for 153311/0001 - September 2018

Name or company name	Cantley Dental Centre Ltd
Contract type name	GDS Contract
Purpose of contract	General
Contract start date	01/10/2013
Contract end date	

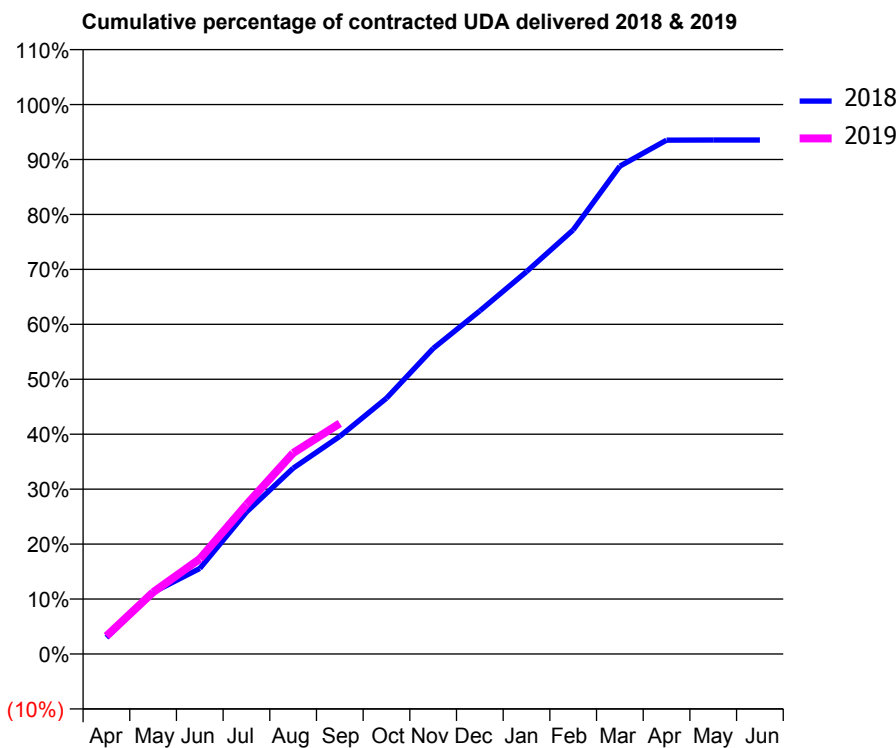
18/19 Contracted general activity (UDA)	20,539
Carry forward general activity (UDA)	0
18/19 Contracted orthodontic activity (UOA)	0
Carry forward orthodontic activity (UOA)	0
Baseline contract value	£587,997.73

ACCESS*

Patients seen in 24 months	Total	Change since previous quarter
Quarter ending September 2017	7,966	
Quarter ending December 2017	7,969	→
Quarter ending March 2018	7,912	→
Quarter ending June 2018	7,909	→
Quarter ending September 2018	7,892	→
Variance since September 2017	(0.9%)	→



ACTIVITY



Month	Adjusted Scheduled Activity (UDA)	
	2018	2019
April	618	672
May	2,306	2,311
June	3,199	3,556
July	5,306	5,586
August	6,946	7,513
September	8,139	8,623
October	9,562	
November	11,422	
December	12,825	
January	14,290	
February	15,853	
March	18,236	
April	19,209	
May	19,212	
June	19,212	

QUALITY

	Quantity	Base Number	Contract	AT	Region	England
% of FP17s for the same patient ID Re-attending within 3 months - Children	48	1,192	4.0%	9.3%	12.2%	11.6%
% of FP17s for the same patient ID Re-attending within 3 months - Adults	346	3,643	9.5%	13.4%	15.8%	15.5%
% of FP17s for the same patient ID Re-attending between 3 & 9 months - Children	668	1,192	56.0%	60.3%	60.3%	58.8%
% of FP17s for the same patient ID Re-attending between 3 & 9 months - Adults	1,791	3,643	49.2%	54.5%	53.5%	51.1%
% of FP17s for Band 1 Urgent Courses	158	4,447	3.6%	7.2%	9.1%	9.0%
% of FP17s Relating to Free Repair or Replacements	26	4,447	0.6%	1.2%	1.0%	0.8%
% of FP17s Relating to Continuations	106	4,447	2.4%	1.1%	1.0%	0.9%
% of Patients satisfied with the dentistry they have received	3	3	N/A	94.2%	93.6%	93.3%
% of Patients satisfied with the time they had to wait for an appointment	3	3	N/A	88.8%	89.8%	88.9%

* This is based on patients treated on this contract for their most recent course of treatment. Figures in italics indicate the base number of FP17s or Patient Questionnaire responses are less than 100. N/A is shown where the base number of responses is less than 10 during the period. % is calculated as Quantity/Base number*100

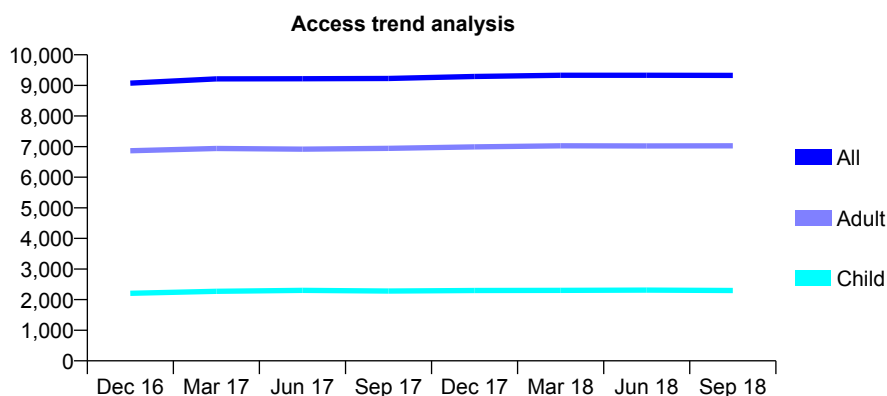
Q51 - Vital Signs At a Glance Contract Report for 153737/0001 - September 2018

Name or company name	High Green & Dinnington Dental Practices
Contract type name	GDS Contract
Purpose of contract	General
Contract start date	01/04/2006
Contract end date	

18/19 Contracted general activity (UDA)	25,958
Carry forward general activity (UDA)	0
18/19 Contracted orthodontic activity (UOA)	0
Carry forward orthodontic activity (UOA)	0
Baseline contract value	£862,808.26

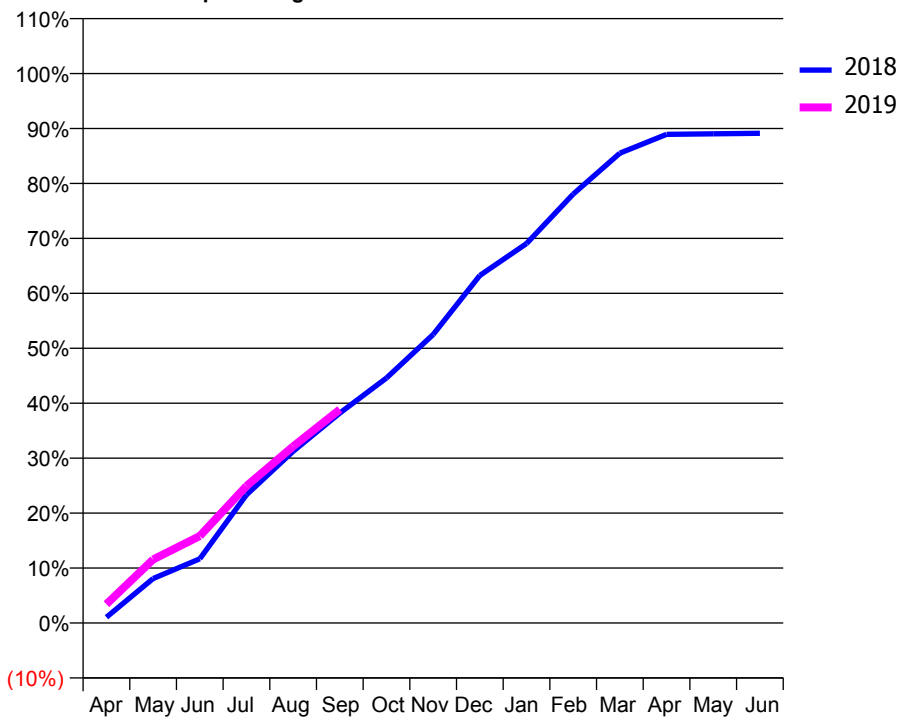
ACCESS*

Patients seen in 24 months	Total	Change since previous quarter
Quarter ending September 2017	9,227	
Quarter ending December 2017	9,290	→
Quarter ending March 2018	9,332	→
Quarter ending June 2018	9,332	→
Quarter ending September 2018	9,327	→
Variance since September 2017	1.1%	→



ACTIVITY

Cumulative percentage of contracted UDA delivered 2018 & 2019



Month	Adjusted Scheduled Activity (UDA)	
	2018	2019
April	275	891
May	2,103	3,003
June	3,035	4,109
July	6,059	6,472
August	8,111	8,343
September	9,919	10,089
October	11,575	
November	13,626	
December	16,416	
January	17,924	
February	20,259	
March	22,195	
April	23,082	
May	23,112	
June	23,132	

QUALITY

	Quantity	Base Number	Contract	AT	Region	England
% of FP17s for the same patient ID Re-attending within 3 months - Children	162	2,139	7.6%	9.3%	12.2%	11.6%
% of FP17s for the same patient ID Re-attending within 3 months - Adults	699	5,333	13.1%	13.4%	15.8%	15.5%
% of FP17s for the same patient ID Re-attending between 3 & 9 months - Children	1,518	2,139	71.0%	60.3%	60.3%	58.8%
% of FP17s for the same patient ID Re-attending between 3 & 9 months - Adults	3,243	5,333	60.8%	54.5%	53.5%	51.1%
% of FP17s for Band 1 Urgent Courses	436	6,204	7.0%	7.2%	9.1%	9.0%
% of FP17s Relating to Free Repair or Replacements	132	6,204	2.1%	1.2%	1.0%	0.8%
% of FP17s Relating to Continuations	30	6,204	0.5%	1.1%	1.0%	0.9%
% of Patients satisfied with the dentistry they have received	25	28	89.3%	94.2%	93.6%	93.3%
% of Patients satisfied with the time they had to wait for an appointment	23	28	82.1%	88.8%	89.8%	88.9%

* This is based on patients treated on this contract for their most recent course of treatment. Figures in italics indicate the base number of FP17s or Patient Questionnaire responses are less than 100. N/A is shown where the base number of responses is less than 10 during the period. % is calculated as Quantity/Base number*100

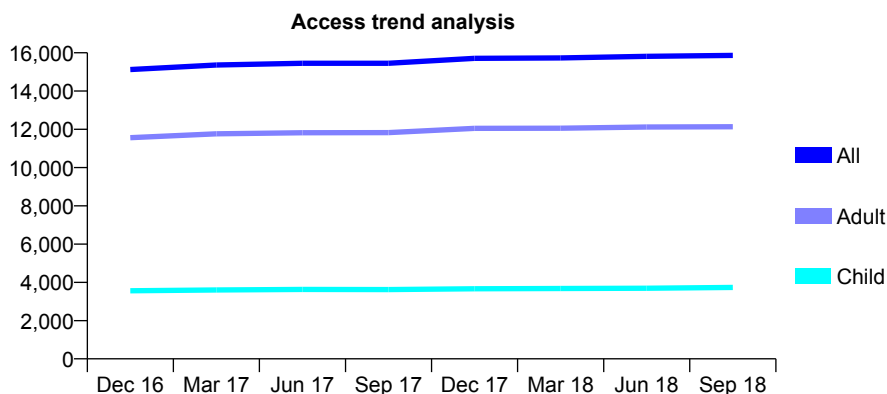
Q51 - Vital Signs At a Glance Contract Report for 153737/0003 - September 2018

Name or company name	High Green & Dinnington Dental Practices
Contract type name	GDS Contract
Purpose of contract	General
Contract start date	01/12/2013
Contract end date	

18/19 Contracted general activity (UDA)	45,179
Carry forward general activity (UDA)	0
18/19 Contracted orthodontic activity (UOA)	0
Carry forward orthodontic activity (UOA)	0
Baseline contract value	£1,471,981.43

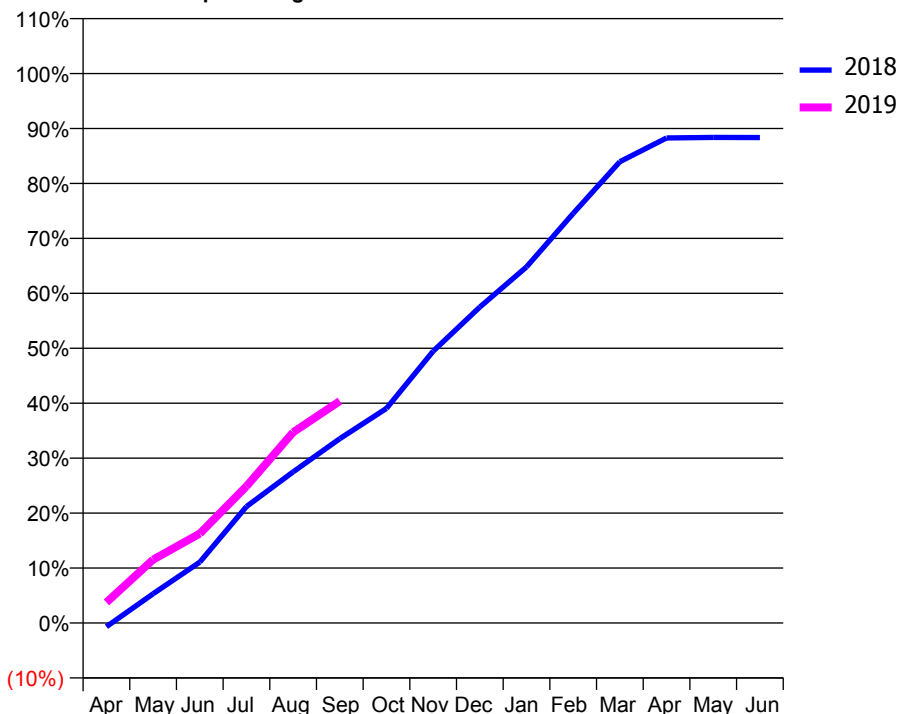
ACCESS*

Patients seen in 24 months	Total	Change since previous quarter
Quarter ending September 2017	15,450	
Quarter ending December 2017	15,713	→
Quarter ending March 2018	15,733	→
Quarter ending June 2018	15,813	→
Quarter ending September 2018	15,867	→
Variance since September 2017	2.7%	↑



ACTIVITY

Cumulative percentage of contracted UDA delivered 2018 & 2019



Month	Adjusted Scheduled Activity (UDA)	
	2018	2019
April	-310	1,693
May	2,406	5,216
June	5,010	7,348
July	9,574	11,248
August	12,424	15,682
September	15,155	18,253
October	17,649	
November	22,350	
December	25,980	
January	29,274	
February	33,672	
March	37,927	
April	39,879	
May	39,922	
June	39,910	

QUALITY

	Quantity	Base Number	Contract	AT	Region	England
% of FP17s for the same patient ID Re-attending within 3 months - Children	220	2,836	7.8%	9.3%	12.2%	11.6%
% of FP17s for the same patient ID Re-attending within 3 months - Adults	1,108	8,334	13.3%	13.4%	15.8%	15.5%
% of FP17s for the same patient ID Re-attending between 3 & 9 months - Children	1,734	2,836	61.1%	60.3%	60.3%	58.8%
% of FP17s for the same patient ID Re-attending between 3 & 9 months - Adults	4,650	8,334	55.8%	54.5%	53.5%	51.1%
% of FP17s for Band 1 Urgent Courses	794	9,823	8.1%	7.2%	9.1%	9.0%
% of FP17s Relating to Free Repair or Replacements	294	9,823	3.0%	1.2%	1.0%	0.8%
% of FP17s Relating to Continuations	63	9,823	0.6%	1.1%	1.0%	0.9%
% of Patients satisfied with the dentistry they have received	5	5	N/A	94.2%	93.6%	93.3%
% of Patients satisfied with the time they had to wait for an appointment	5	5	N/A	88.8%	89.8%	88.9%

* This is based on patients treated on this contract for their most recent course of treatment. Figures in italics indicate the base number of FP17s or Patient Questionnaire responses are less than 100. N/A is shown where the base number of responses is less than 10 during the period. % is calculated as Quantity/Base number*100

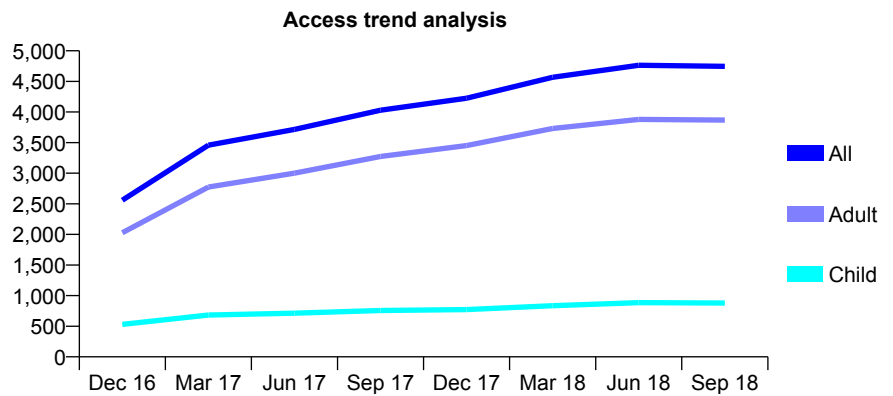
Q51 - Vital Signs At a Glance Contract Report for 153788/0001 - September 2018

Name or company name	Mr R Joseph
Contract type name	GDS Contract
Purpose of contract	General
Contract start date	01/01/2016
Contract end date	

18/19 Contracted general activity (UDA)	15,000
Carry forward general activity (UDA)	0
18/19 Contracted orthodontic activity (UOA)	0
Carry forward orthodontic activity (UOA)	0
Baseline contract value	£487,157.46

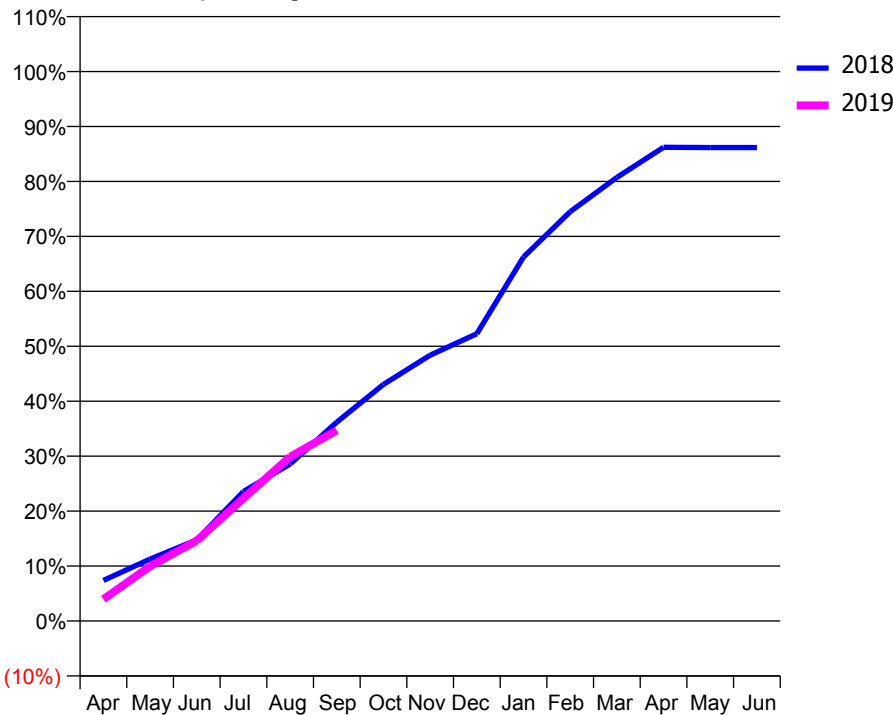
ACCESS*

Patients seen in 24 months	Total	Change since previous quarter
Quarter ending September 2017	4,030	
Quarter ending December 2017	4,225	↑
Quarter ending March 2018	4,567	↑
Quarter ending June 2018	4,764	↑
Quarter ending September 2018	4,746	→
Variance since September 2017	17.8%	↑



ACTIVITY

Cumulative percentage of contracted UDA delivered 2018 & 2019



Month	Adjusted Scheduled Activity (UDA)	
	2018	2019
April	1,110	597
May	1,692	1,495
June	2,213	2,195
July	3,537	3,350
August	4,285	4,481
September	5,429	5,203
October	6,458	
November	7,257	
December	7,843	
January	9,937	
February	11,174	
March	12,108	
April	12,930	
May	12,923	
June	12,923	

QUALITY

	Quantity	Base Number	Contract	AT	Region	England
% of FP17s for the same patient ID Re-attending within 3 months - Children	26	611	4.3%	9.3%	12.2%	11.6%
% of FP17s for the same patient ID Re-attending within 3 months - Adults	286	2,736	10.5%	13.4%	15.8%	15.5%
% of FP17s for the same patient ID Re-attending between 3 & 9 months - Children	367	611	60.1%	60.3%	60.3%	58.8%
% of FP17s for the same patient ID Re-attending between 3 & 9 months - Adults	1,671	2,736	61.1%	54.5%	53.5%	51.1%
% of FP17s for Band 1 Urgent Courses	211	2,662	7.9%	7.2%	9.1%	9.0%
% of FP17s Relating to Free Repair or Replacements	104	2,662	3.9%	1.2%	1.0%	0.8%
% of FP17s Relating to Continuations	13	2,662	0.5%	1.1%	1.0%	0.9%
% of Patients satisfied with the dentistry they have received	5	5	N/A	94.2%	93.6%	93.3%
% of Patients satisfied with the time they had to wait for an appointment	4	5	N/A	88.8%	89.8%	88.9%

* This is based on patients treated on this contract for their most recent course of treatment. Figures in italics indicate the base number of FP17s or Patient Questionnaire responses are less than 100. N/A is shown where the base number of responses is less than 10 during the period. % is calculated as Quantity/Base number*100

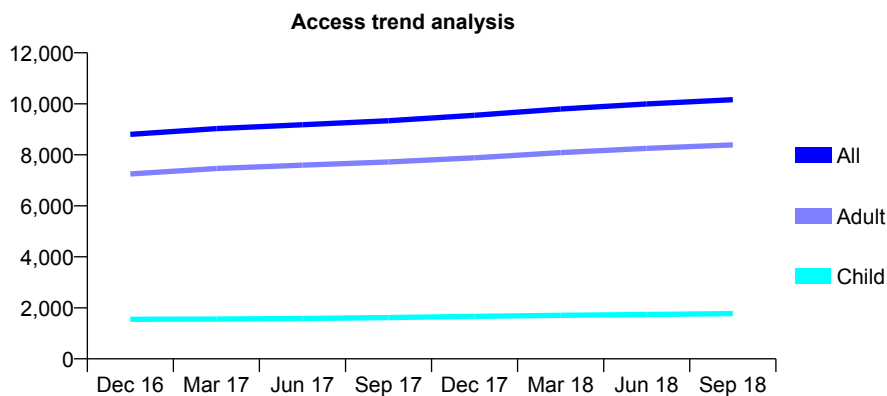
Q51 - Vital Signs At a Glance Contract Report for 153826/0001 - September 2018

Name or company name	School Road Dental Practice
Contract type name	GDS Contract
Purpose of contract	General
Contract start date	01/04/2006
Contract end date	

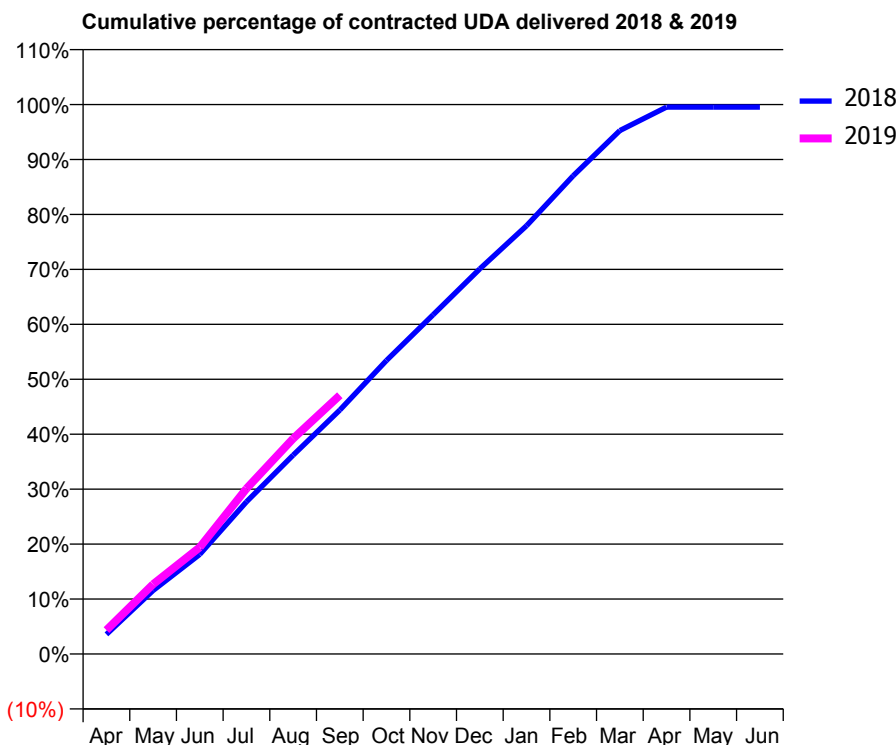
18/19 Contracted general activity (UDA)	26,832
Carry forward general activity (UDA)	0
18/19 Contracted orthodontic activity (UOA)	0
Carry forward orthodontic activity (UOA)	0
Baseline contract value	£761,595.15

ACCESS*

Patients seen in 24 months	Total	Change since previous quarter
Quarter ending September 2017	9,337	
Quarter ending December 2017	9,548	↑
Quarter ending March 2018	9,794	↑
Quarter ending June 2018	9,995	↑
Quarter ending September 2018	10,164	→
Variance since September 2017	8.9%	↑



ACTIVITY



Month	Adjusted Scheduled Activity (UDA)	
	2018	2019
April	957	1,172
May	3,104	3,406
June	4,867	5,209
July	7,436	8,075
August	9,714	10,522
September	11,915	12,632
October	14,332	
November	16,566	
December	18,811	
January	20,908	
February	23,350	
March	25,558	
April	26,707	
May	26,705	
June	26,705	

QUALITY

	Quantity	Base Number	Contract	AT	Region	England
% of FP17s for the same patient ID Re-attending within 3 months - Children	103	1,550	6.6%	9.3%	12.2%	11.6%
% of FP17s for the same patient ID Re-attending within 3 months - Adults	782	6,668	11.7%	13.4%	15.8%	15.5%
% of FP17s for the same patient ID Re-attending between 3 & 9 months - Children	1,049	1,550	67.7%	60.3%	60.3%	58.8%
% of FP17s for the same patient ID Re-attending between 3 & 9 months - Adults	3,963	6,668	59.4%	54.5%	53.5%	51.1%
% of FP17s for Band 1 Urgent Courses	446	7,692	5.8%	7.2%	9.1%	9.0%
% of FP17s Relating to Free Repair or Replacements	90	7,692	1.2%	1.2%	1.0%	0.8%
% of FP17s Relating to Continuations	31	7,692	0.4%	1.1%	1.0%	0.9%
% of Patients satisfied with the dentistry they have received	4	7	N/A	94.2%	93.6%	93.3%
% of Patients satisfied with the time they had to wait for an appointment	5	7	N/A	88.8%	89.8%	88.9%

* This is based on patients treated on this contract for their most recent course of treatment. Figures in italics indicate the base number of FP17s or Patient Questionnaire responses are less than 100. N/A is shown where the base number of responses is less than 10 during the period. % is calculated as Quantity/Base number*100

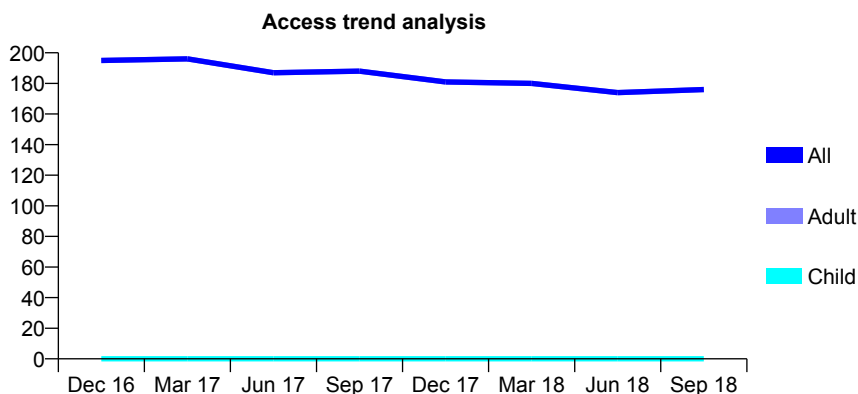
Q51 - Vital Signs At a Glance Contract Report for 153826/0002 - September 2018

Name or company name	School Road Dental Practice
Contract type name	GDS Contract
Purpose of contract	General
Contract start date	01/04/2008
Contract end date	

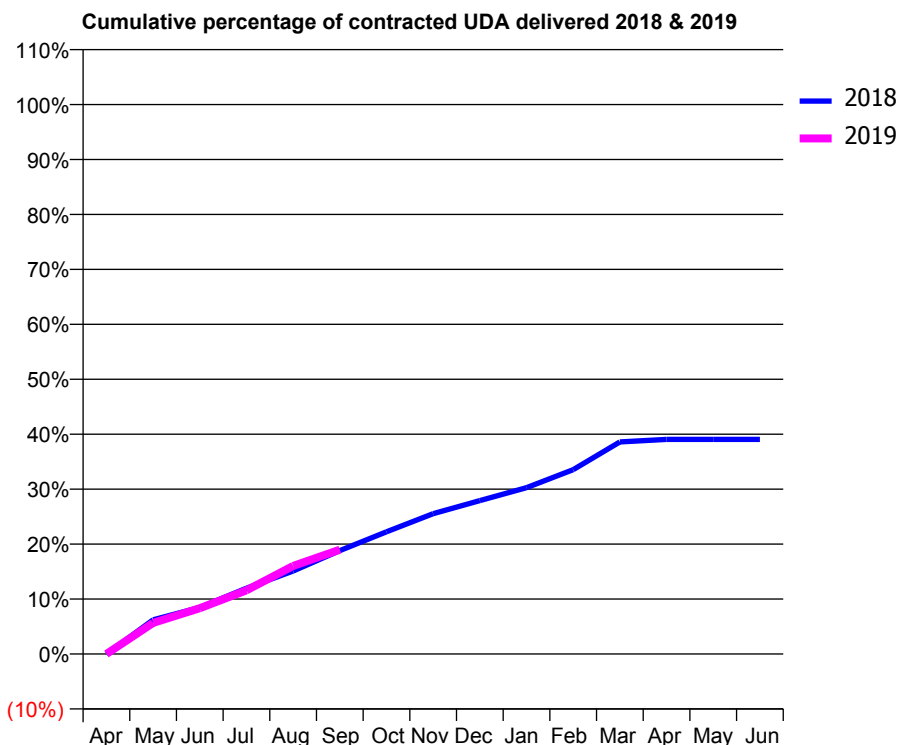
18/19 Contracted general activity (UDA)	675
Carry forward general activity (UDA)	0
18/19 Contracted orthodontic activity (UOA)	0
Carry forward orthodontic activity (UOA)	0
Baseline contract value	£38,805.52

ACCESS*

Patients seen in 24 months	Total	Change since previous quarter
Quarter ending September 2017	188	
Quarter ending December 2017	181	↓
Quarter ending March 2018	180	→
Quarter ending June 2018	174	↓
Quarter ending September 2018	176	→
Variance since September 2017	(6.4%)	↓



ACTIVITY



Month	Adjusted Scheduled Activity (UDA)	
	2018	2019
April	0	0
May	42	38
June	57	56
July	81	78
August	102	108
September	127	128
October	150	
November	172	
December	188	
January	204	
February	226	
March	261	
April	264	
May	264	
June	264	

QUALITY

	Quantity	Base Number	Contract	AT	Region	England
% of FP17s for the same patient ID Re-attending within 3 months - Children	0	0	N/A	9.3%	12.2%	11.6%
% of FP17s for the same patient ID Re-attending within 3 months - Adults	6	89	6.7%	13.4%	15.8%	15.5%
% of FP17s for the same patient ID Re-attending between 3 & 9 months - Children	0	0	N/A	60.3%	60.3%	58.8%
% of FP17s for the same patient ID Re-attending between 3 & 9 months - Adults	21	89	23.6%	54.5%	53.5%	51.1%
% of FP17s for Band 1 Urgent Courses	1	88	1.1%	7.2%	9.1%	9.0%
% of FP17s Relating to Free Repair or Replacements	3	88	3.4%	1.2%	1.0%	0.8%
% of FP17s Relating to Continuations	0	88	0.0%	1.1%	1.0%	0.9%
% of Patients satisfied with the dentistry they have received	0	0	N/A	94.2%	93.6%	93.3%
% of Patients satisfied with the time they had to wait for an appointment	0	0	N/A	88.8%	89.8%	88.9%

* This is based on patients treated on this contract for their most recent course of treatment. Figures in italics indicate the base number of FP17s or Patient Questionnaire responses are less than 100. N/A is shown where the base number of responses is less than 10 during the period. % is calculated as Quantity/Base number*100

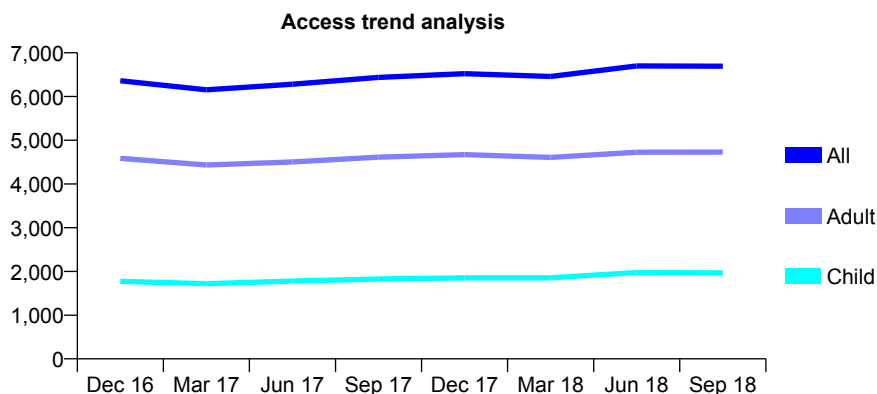
Q51 - Vital Signs At a Glance Contract Report for 155136/0001 - September 2018

Name or company name	Al-Kufaishi and Hanji Partnership
Contract type name	GDS Contract
Purpose of contract	General
Contract start date	01/01/2015
Contract end date	

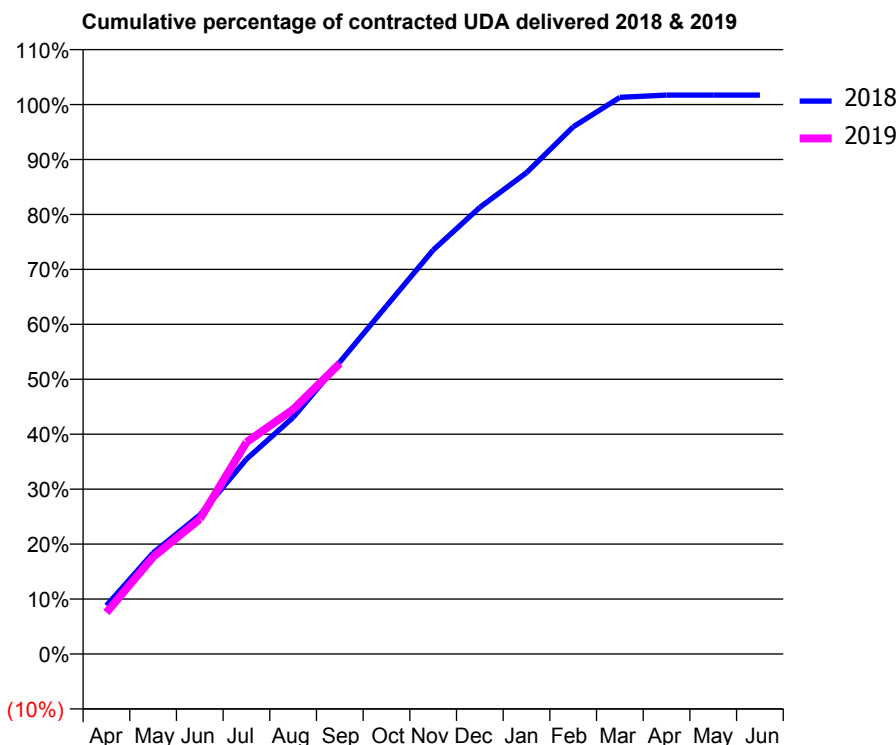
18/19 Contracted general activity (UDA)	18,547
Carry forward general activity (UDA)	0
18/19 Contracted orthodontic activity (UOA)	0
Carry forward orthodontic activity (UOA)	0
Baseline contract value	£538,268.52

ACCESS*

Patients seen in 24 months	Total	Change since previous quarter
Quarter ending September 2017	6,438	
Quarter ending December 2017	6,523	→
Quarter ending March 2018	6,460	→
Quarter ending June 2018	6,700	↑
Quarter ending September 2018	6,694	→
Variance since September 2017	4.0%	↑



ACTIVITY



Month	Adjusted Scheduled Activity (UDA)	
	2018	2019
April	1,634	1,404
May	3,414	3,273
June	4,691	4,554
July	6,577	7,150
August	7,988	8,258
September	9,855	9,808
October	11,750	
November	13,634	
December	15,075	
January	16,248	
February	17,795	
March	18,787	
April	18,863	
May	18,863	
June	18,863	

QUALITY

	Quantity	Base Number	Contract	AT	Region	England
% of FP17s for the same patient ID Re-attending within 3 months - Children	60	1,254	4.8%	9.3%	12.2%	11.6%
% of FP17s for the same patient ID Re-attending within 3 months - Adults	361	2,958	12.2%	13.4%	15.8%	15.5%
% of FP17s for the same patient ID Re-attending between 3 & 9 months - Children	480	1,254	38.3%	60.3%	60.3%	58.8%
% of FP17s for the same patient ID Re-attending between 3 & 9 months - Adults	1,141	2,958	38.6%	54.5%	53.5%	51.1%
% of FP17s for Band 1 Urgent Courses	208	4,172	5.0%	7.2%	9.1%	9.0%
% of FP17s Relating to Free Repair or Replacements	32	4,172	0.8%	1.2%	1.0%	0.8%
% of FP17s Relating to Continuations	16	4,172	0.4%	1.1%	1.0%	0.9%
% of Patients satisfied with the dentistry they have received	2	3	N/A	94.2%	93.6%	93.3%
% of Patients satisfied with the time they had to wait for an appointment	2	3	N/A	88.8%	89.8%	88.9%

* This is based on patients treated on this contract for their most recent course of treatment. Figures in italics indicate the base number of FP17s or Patient Questionnaire responses are less than 100. N/A is shown where the base number of responses is less than 10 during the period. % is calculated as Quantity/Base number*100

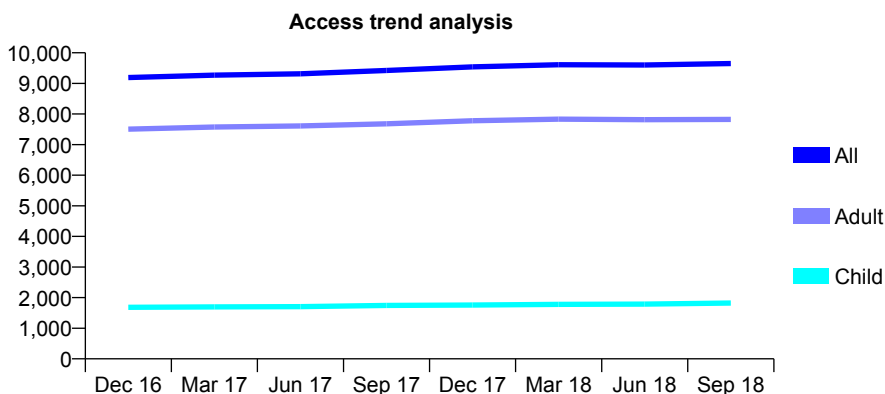
Q51 - Vital Signs At a Glance Contract Report for 157708/0001 - September 2018

Name or company name	Doncaster Dental Centre
Contract type name	GDS Contract
Purpose of contract	General and Orthodontic
Contract start date	01/09/2010
Contract end date	

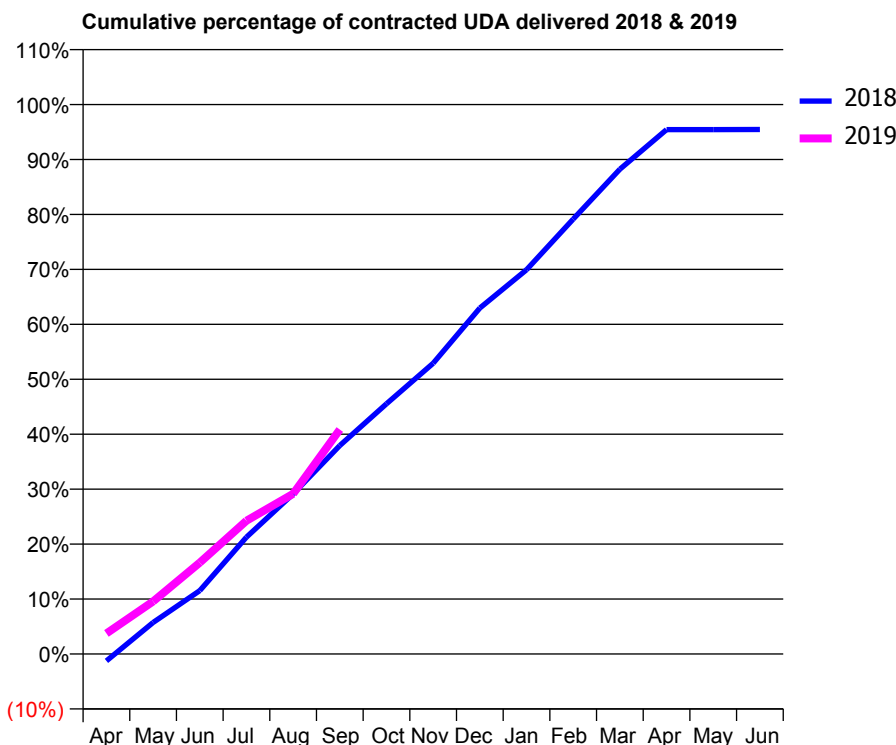
18/19 Contracted general activity (UDA)	32,715
Carry forward general activity (UDA)	0
18/19 Contracted orthodontic activity (UOA)	630
Carry forward orthodontic activity (UOA)	0
Baseline contract value	£977,636.49

ACCESS*

Patients seen in 24 months	Total	Change since previous quarter
Quarter ending September 2017	9,422	
Quarter ending December 2017	9,540	→
Quarter ending March 2018	9,611	→
Quarter ending June 2018	9,603	→
Quarter ending September 2018	9,648	→
Variance since September 2017	2.4%	↑



ACTIVITY



Month	Adjusted Scheduled Activity (UDA)	
	2018	2019
April	-417	1,225
May	1,880	3,132
June	3,771	5,441
July	6,961	7,932
August	9,531	9,542
September	12,413	13,367
October	14,901	
November	17,310	
December	20,595	
January	22,877	
February	25,895	
March	28,864	
April	31,217	
May	31,221	
June	31,231	

QUALITY

	Quantity	Base Number	Contract	AT	Region	England
% of FP17s for the same patient ID Re-attending within 3 months - Children	129	1,421	9.1%	9.3%	12.2%	11.6%
% of FP17s for the same patient ID Re-attending within 3 months - Adults	755	6,404	11.8%	13.4%	15.8%	15.5%
% of FP17s for the same patient ID Re-attending between 3 & 9 months - Children	840	1,421	59.1%	60.3%	60.3%	58.8%
% of FP17s for the same patient ID Re-attending between 3 & 9 months - Adults	4,207	6,404	65.7%	54.5%	53.5%	51.1%
% of FP17s for Band 1 Urgent Courses	453	7,081	6.4%	7.2%	9.1%	9.0%
% of FP17s Relating to Free Repair or Replacements	47	7,081	0.7%	1.2%	1.0%	0.8%
% of FP17s Relating to Continuations	118	7,081	1.7%	1.1%	1.0%	0.9%
% of Patients satisfied with the dentistry they have received	5	6	N/A	94.2%	93.6%	93.3%
% of Patients satisfied with the time they had to wait for an appointment	5	6	N/A	88.8%	89.8%	88.9%

* This is based on patients treated on this contract for their most recent course of treatment. Figures in italics indicate the base number of FP17s or Patient Questionnaire responses are less than 100. N/A is shown where the base number of responses is less than 10 during the period. % is calculated as Quantity/Base number*100

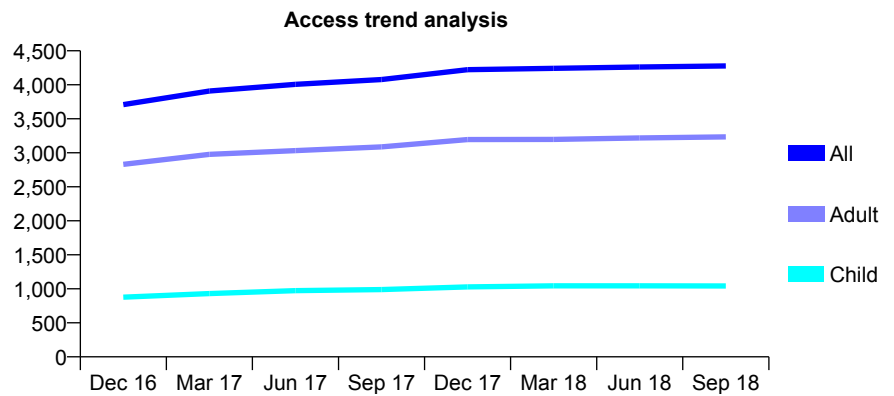
Q51 - Vital Signs At a Glance Contract Report for 158445/0001 - September 2018

Name or company name	Cudworth Dental Surgery Limited
Contract type name	GDS Contract
Purpose of contract	General
Contract start date	01/04/2014
Contract end date	

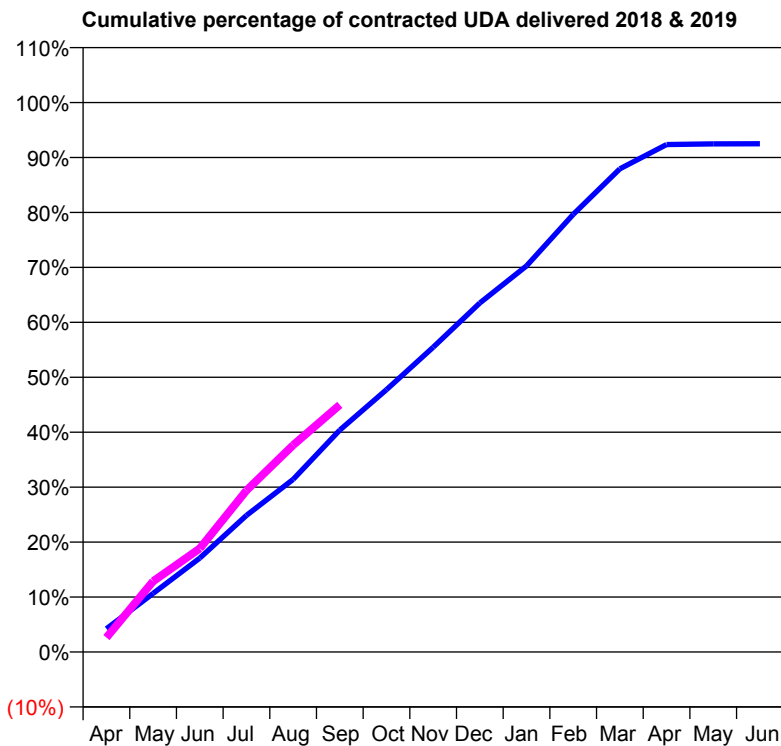
18/19 Contracted general activity (UDA)	13,414
Carry forward general activity (UDA)	0
18/19 Contracted orthodontic activity (UOA)	0
Carry forward orthodontic activity (UOA)	0
Baseline contract value	£470,819.66

ACCESS*

Patients seen in 24 months	Total	Change since previous quarter
Quarter ending September 2017	4,077	
Quarter ending December 2017	4,223	↑
Quarter ending March 2018	4,242	→
Quarter ending June 2018	4,262	→
Quarter ending September 2018	4,278	→
Variance since September 2017	4.9%	↑



ACTIVITY



Month	Adjusted Scheduled Activity (UDA)	
	2018	2019
April	568	352
May	1,430	1,727
June	2,293	2,529
July	3,336	3,942
August	4,212	5,052
September	5,417	6,032
October	6,405	
November	7,440	
December	8,520	
January	9,425	
February	10,682	
March	11,796	
April	12,388	
May	12,403	
June	12,406	

QUALITY

	Quantity	Base Number	Contract	AT	Region	England
% of FP17s for the same patient ID Re-attending within 3 months - Children	126	842	15.0%	9.3%	12.2%	11.6%
% of FP17s for the same patient ID Re-attending within 3 months - Adults	272	2,103	12.9%	13.4%	15.8%	15.5%
% of FP17s for the same patient ID Re-attending between 3 & 9 months - Children	503	842	59.7%	60.3%	60.3%	58.8%
% of FP17s for the same patient ID Re-attending between 3 & 9 months - Adults	1,056	2,103	50.2%	54.5%	53.5%	51.1%
% of FP17s for Band 1 Urgent Courses	243	2,657	9.1%	7.2%	9.1%	9.0%
% of FP17s Relating to Free Repair or Replacements	24	2,657	0.9%	1.2%	1.0%	0.8%
% of FP17s Relating to Continuations	8	2,657	0.3%	1.1%	1.0%	0.9%
% of Patients satisfied with the dentistry they have received	2	2	N/A	94.2%	93.6%	93.3%
% of Patients satisfied with the time they had to wait for an appointment	1	2	N/A	88.8%	89.8%	88.9%

* This is based on patients treated on this contract for their most recent course of treatment. Figures in italics indicate the base number of FP17s or Patient Questionnaire responses are less than 100. N/A is shown where the base number of responses is less than 10 during the period. % is calculated as Quantity/Base number*100

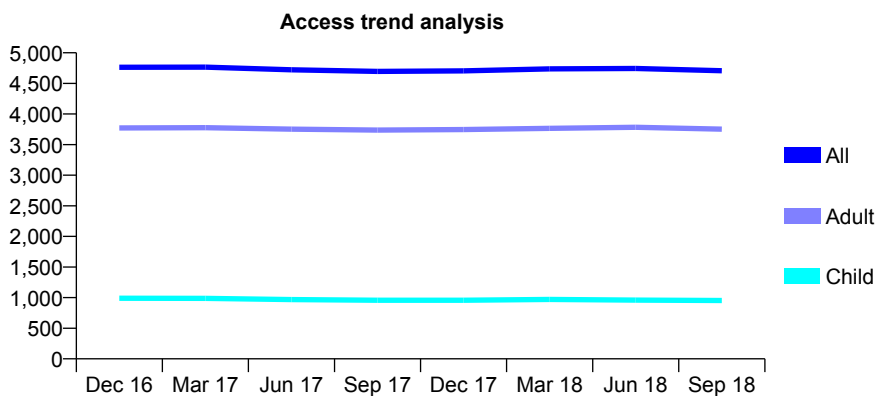
Q51 - Vital Signs At a Glance Contract Report for 158577/0001 - September 2018

Name or company name	Ridgeway Dental Practice
Contract type name	GDS Contract
Purpose of contract	General
Contract start date	01/07/2013
Contract end date	

18/19 Contracted general activity (UDA)	14,089
Carry forward general activity (UDA)	0
18/19 Contracted orthodontic activity (UOA)	0
Carry forward orthodontic activity (UOA)	0
Baseline contract value	£451,648.44

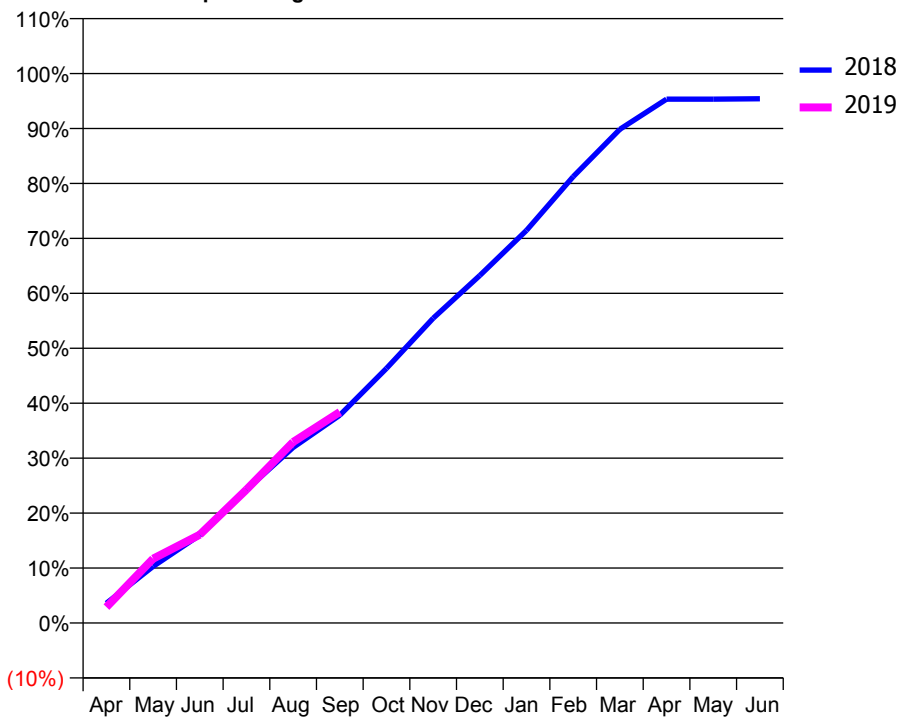
ACCESS*

Patients seen in 24 months	Total	Change since previous quarter
Quarter ending September 2017	4,695	
Quarter ending December 2017	4,704	→
Quarter ending March 2018	4,737	→
Quarter ending June 2018	4,743	→
Quarter ending September 2018	4,706	→
Variance since September 2017	0.2%	→



ACTIVITY

Cumulative percentage of contracted UDA delivered 2018 & 2019



Adjusted Scheduled Activity (UDA)

Month	2018	2019
April	508	410
May	1,453	1,651
June	2,253	2,266
July	3,416	3,421
August	4,502	4,642
September	5,328	5,411
October	6,529	
November	7,814	
December	8,913	
January	10,067	
February	11,446	
March	12,660	
April	13,430	
May	13,432	
June	13,441	

QUALITY

	Quantity	Base Number	Contract	AT	Region	England
% of FP17s for the same patient ID Re-attending within 3 months - Children	66	744	8.9%	9.3%	12.2%	11.6%
% of FP17s for the same patient ID Re-attending within 3 months - Adults	269	2,666	10.1%	13.4%	15.8%	15.5%
% of FP17s for the same patient ID Re-attending between 3 & 9 months - Children	510	744	68.5%	60.3%	60.3%	58.8%
% of FP17s for the same patient ID Re-attending between 3 & 9 months - Adults	1,842	2,666	69.1%	54.5%	53.5%	51.1%
% of FP17s for Band 1 Urgent Courses	85	3,027	2.8%	7.2%	9.1%	9.0%
% of FP17s Relating to Free Repair or Replacements	21	3,027	0.7%	1.2%	1.0%	0.8%
% of FP17s Relating to Continuations	36	3,027	1.2%	1.1%	1.0%	0.9%
% of Patients satisfied with the dentistry they have received	2	3	N/A	94.2%	93.6%	93.3%
% of Patients satisfied with the time they had to wait for an appointment	1	3	N/A	88.8%	89.8%	88.9%

* This is based on patients treated on this contract for their most recent course of treatment. Figures in italics indicate the base number of FP17s or Patient Questionnaire responses are less than 100. N/A is shown where the base number of responses is less than 10 during the period. % is calculated as Quantity/Base number*100

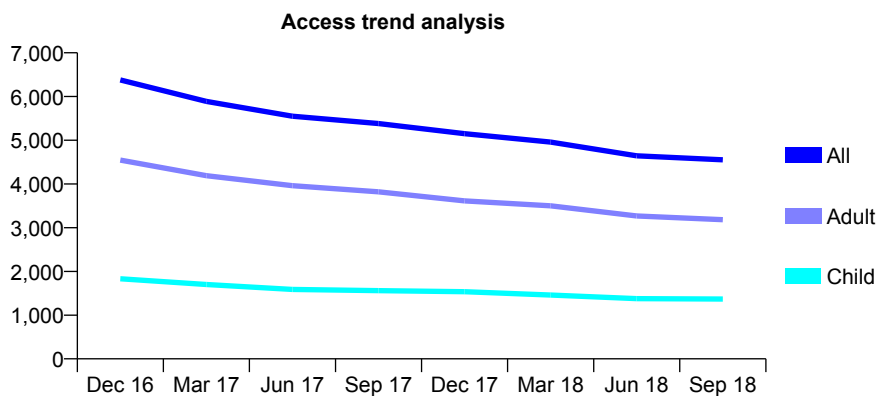
Q51 - Vital Signs At a Glance Contract Report for 159026/0001 - September 2018

Name or company name	SLS DentalCare Ltd
Contract type name	GDS Contract
Purpose of contract	General
Contract start date	01/04/2010
Contract end date	

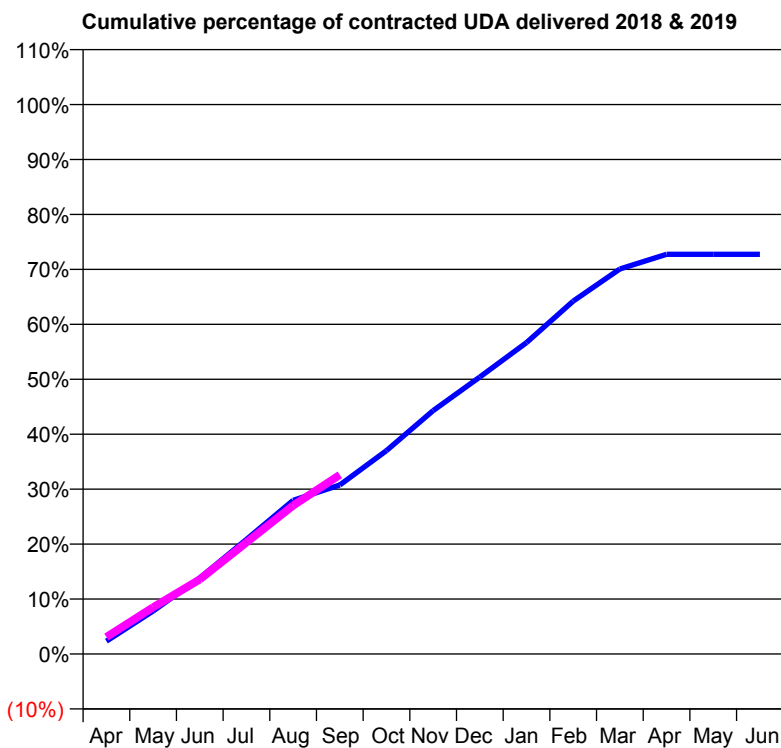
18/19 Contracted general activity (UDA)	18,400
Carry forward general activity (UDA)	0
18/19 Contracted orthodontic activity (UOA)	0
Carry forward orthodontic activity (UOA)	0
Baseline contract value	£524,140.98

ACCESS*

Patients seen in 24 months	Total	Change since previous quarter
Quarter ending September 2017	5,381	
Quarter ending December 2017	5,149	↓
Quarter ending March 2018	4,959	↓
Quarter ending June 2018	4,643	↓
Quarter ending September 2018	4,552	↓
Variance since September 2017	(15.4%)	↓



ACTIVITY



Adjusted Scheduled Activity (UDA)		
Month	2018	2019
April	429	570
May	1,441	1,567
June	2,549	2,499
July	3,836	3,736
August	5,147	4,974
September	5,661	6,000
October	6,812	
November	8,153	
December	9,276	
January	10,427	
February	11,816	
March	12,894	
April	13,386	
May	13,386	
June	13,386	

QUALITY

	Quantity	Base Number	Contract	AT	Region	England
% of FP17s for the same patient ID Re-attending within 3 months - Children	60	958	6.3%	9.3%	12.2%	11.6%
% of FP17s for the same patient ID Re-attending within 3 months - Adults	242	2,115	11.4%	13.4%	15.8%	15.5%
% of FP17s for the same patient ID Re-attending between 3 & 9 months - Children	519	958	54.2%	60.3%	60.3%	58.8%
% of FP17s for the same patient ID Re-attending between 3 & 9 months - Adults	1,120	2,115	53.0%	54.5%	53.5%	51.1%
% of FP17s for Band 1 Urgent Courses	154	2,887	5.3%	7.2%	9.1%	9.0%
% of FP17s Relating to Free Repair or Replacements	20	2,887	0.7%	1.2%	1.0%	0.8%
% of FP17s Relating to Continuations	52	2,887	1.8%	1.1%	1.0%	0.9%
% of Patients satisfied with the dentistry they have received	5	5	N/A	94.2%	93.6%	93.3%
% of Patients satisfied with the time they had to wait for an appointment	4	5	N/A	88.8%	89.8%	88.9%

* This is based on patients treated on this contract for their most recent course of treatment. Figures in italics indicate the base number of FP17s or Patient Questionnaire responses are less than 100. N/A is shown where the base number of responses is less than 10 during the period. % is calculated as Quantity/Base number*100

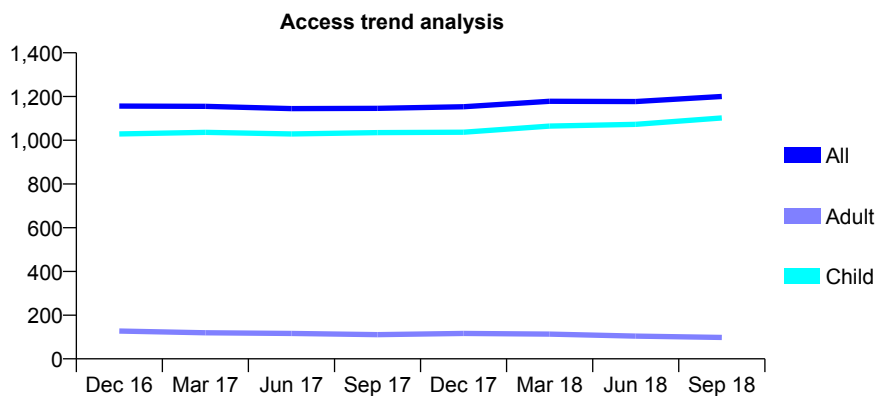
Q51 - Vital Signs At a Glance Contract Report for 159603/0001 - September 2018

Name or company name	GHB
Contract type name	GDS Contract
Purpose of contract	General
Contract start date	01/04/2012
Contract end date	

18/19 Contracted general activity (UDA)	2,915
Carry forward general activity (UDA)	0
18/19 Contracted orthodontic activity (UOA)	0
Carry forward orthodontic activity (UOA)	0
Baseline contract value	£55,613.77

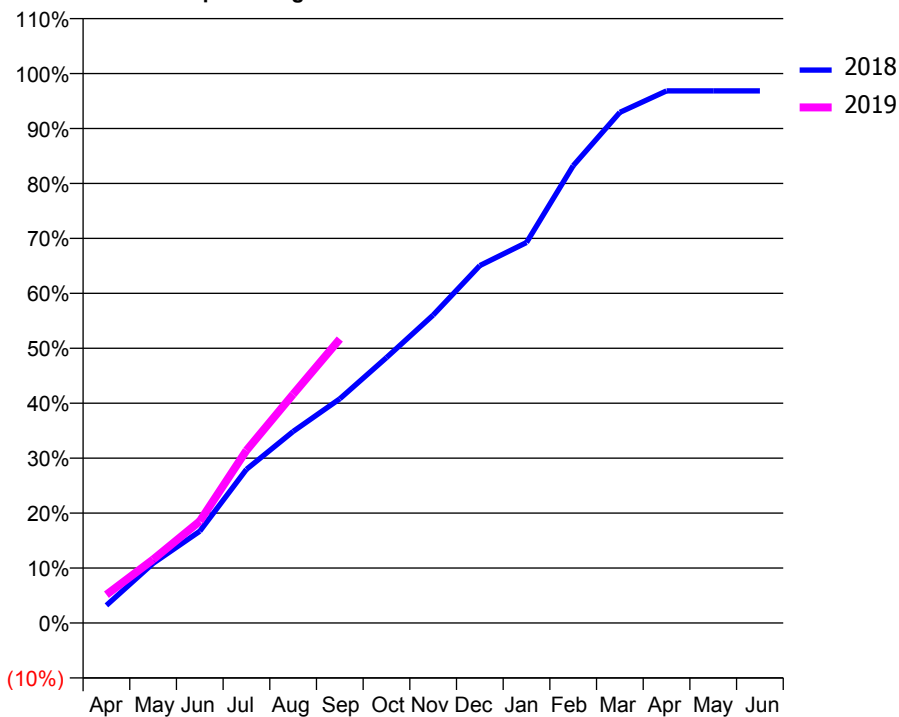
ACCESS*

Patients seen in 24 months	Total	Change since previous quarter
Quarter ending September 2017	1,146	
Quarter ending December 2017	1,153	→
Quarter ending March 2018	1,178	↑
Quarter ending June 2018	1,177	→
Quarter ending September 2018	1,200	→
Variance since September 2017	4.7%	↑



ACTIVITY

Cumulative percentage of contracted UDA delivered 2018 & 2019



Month	Adjusted Scheduled Activity (UDA)	
	2018	2019
April	93	151
May	316	337
June	487	540
July	815	915
August	1,016	1,213
September	1,189	1,506
October	1,408	
November	1,633	
December	1,896	
January	2,019	
February	2,426	
March	2,709	
April	2,823	
May	2,823	
June	2,823	

QUALITY

	Quantity	Base Number	Contract	AT	Region	England
% of FP17s for the same patient ID Re-attending within 3 months - Children	106	927	11.4%	9.3%	12.2%	11.6%
% of FP17s for the same patient ID Re-attending within 3 months - Adults	0	0	N/A	13.4%	15.8%	15.5%
% of FP17s for the same patient ID Re-attending between 3 & 9 months - Children	537	927	57.9%	60.3%	60.3%	58.8%
% of FP17s for the same patient ID Re-attending between 3 & 9 months - Adults	0	0	N/A	54.5%	53.5%	51.1%
% of FP17s for Band 1 Urgent Courses	42	873	4.8%	7.2%	9.1%	9.0%
% of FP17s Relating to Free Repair or Replacements	0	873	0.0%	1.2%	1.0%	0.8%
% of FP17s Relating to Continuations	20	873	2.3%	1.1%	1.0%	0.9%
% of Patients satisfied with the dentistry they have received	0	0	N/A	94.2%	93.6%	93.3%
% of Patients satisfied with the time they had to wait for an appointment	0	0	N/A	88.8%	89.8%	88.9%

* This is based on patients treated on this contract for their most recent course of treatment. Figures in italics indicate the base number of FP17s or Patient Questionnaire responses are less than 100. N/A is shown where the base number of responses is less than 10 during the period. % is calculated as Quantity/Base number*100

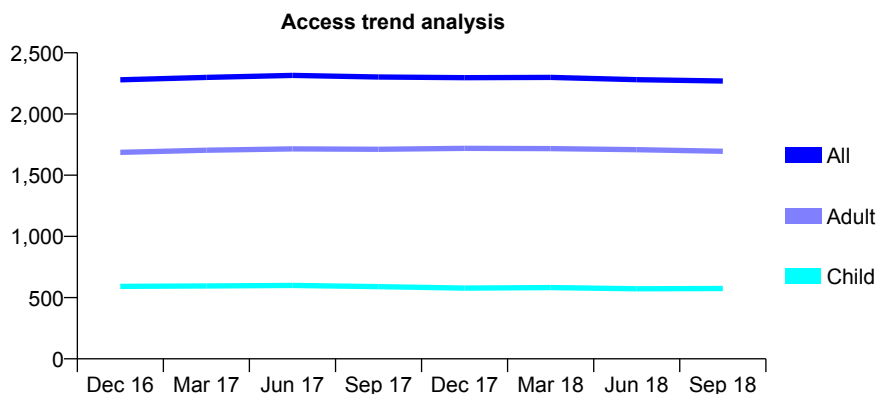
Q51 - Vital Signs At a Glance Contract Report for 160938/0001 - September 2018

Name or company name	Woodseats Dental Care
Contract type name	GDS Contract
Purpose of contract	General
Contract start date	01/04/2006
Contract end date	

18/19 Contracted general activity (UDA)	6,275
Carry forward general activity (UDA)	0
18/19 Contracted orthodontic activity (UOA)	0
Carry forward orthodontic activity (UOA)	0
Baseline contract value	£151,525.38

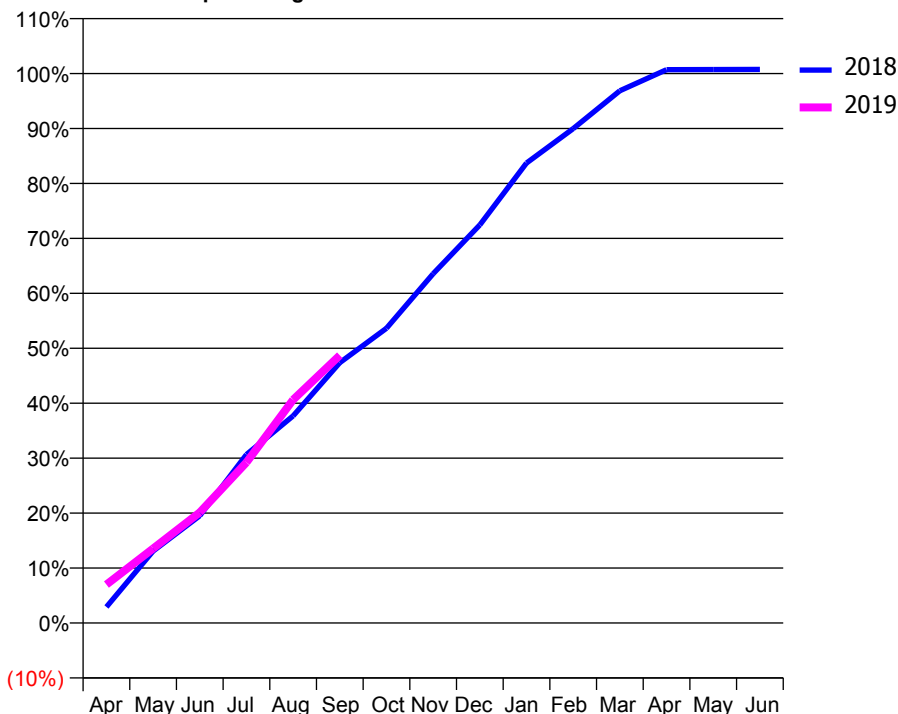
ACCESS*

Patients seen in 24 months	Total	Change since previous quarter
Quarter ending September 2017	2,302	
Quarter ending December 2017	2,297	→
Quarter ending March 2018	2,299	→
Quarter ending June 2018	2,281	→
Quarter ending September 2018	2,270	→
Variance since September 2017	(1.4%)	↓



ACTIVITY

Cumulative percentage of contracted UDA delivered 2018 & 2019



Month	Adjusted Scheduled Activity (UDA)	
	2018	2019
April	184	440
May	822	850
June	1,225	1,263
July	1,924	1,834
August	2,365	2,550
September	2,974	3,058
October	3,367	
November	3,989	
December	4,546	
January	5,252	
February	5,646	
March	6,078	
April	6,319	
May	6,321	
June	6,322	

QUALITY

	Quantity	Base Number	Contract	AT	Region	England
% of FP17s for the same patient ID Re-attending within 3 months - Children	32	464	6.9%	9.3%	12.2%	11.6%
% of FP17s for the same patient ID Re-attending within 3 months - Adults	207	1,428	14.5%	13.4%	15.8%	15.5%
% of FP17s for the same patient ID Re-attending between 3 & 9 months - Children	282	464	60.8%	60.3%	60.3%	58.8%
% of FP17s for the same patient ID Re-attending between 3 & 9 months - Adults	945	1,428	66.2%	54.5%	53.5%	51.1%
% of FP17s for Band 1 Urgent Courses	72	1,776	4.1%	7.2%	9.1%	9.0%
% of FP17s Relating to Free Repair or Replacements	5	1,776	0.3%	1.2%	1.0%	0.8%
% of FP17s Relating to Continuations	9	1,776	0.5%	1.1%	1.0%	0.9%
% of Patients satisfied with the dentistry they have received	5	5	N/A	94.2%	93.6%	93.3%
% of Patients satisfied with the time they had to wait for an appointment	5	5	N/A	88.8%	89.8%	88.9%

* This is based on patients treated on this contract for their most recent course of treatment. Figures in italics indicate the base number of FP17s or Patient Questionnaire responses are less than 100. N/A is shown where the base number of responses is less than 10 during the period. % is calculated as Quantity/Base number*100

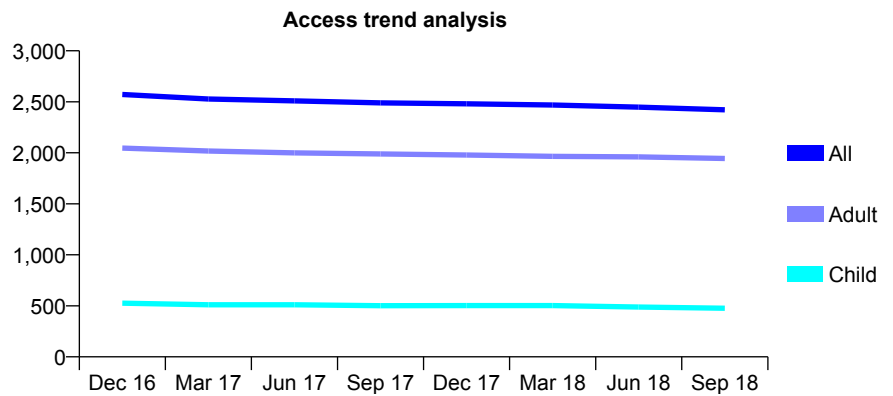
Q51 - Vital Signs At a Glance Contract Report for 161772/0001 - September 2018

Name or company name	J G Lafferty & N C Dalton
Contract type name	GDS Contract
Purpose of contract	General
Contract start date	01/04/2006
Contract end date	

18/19 Contracted general activity (UDA)	8,857
Carry forward general activity (UDA)	0
18/19 Contracted orthodontic activity (UOA)	0
Carry forward orthodontic activity (UOA)	0
Baseline contract value	£238,215.24

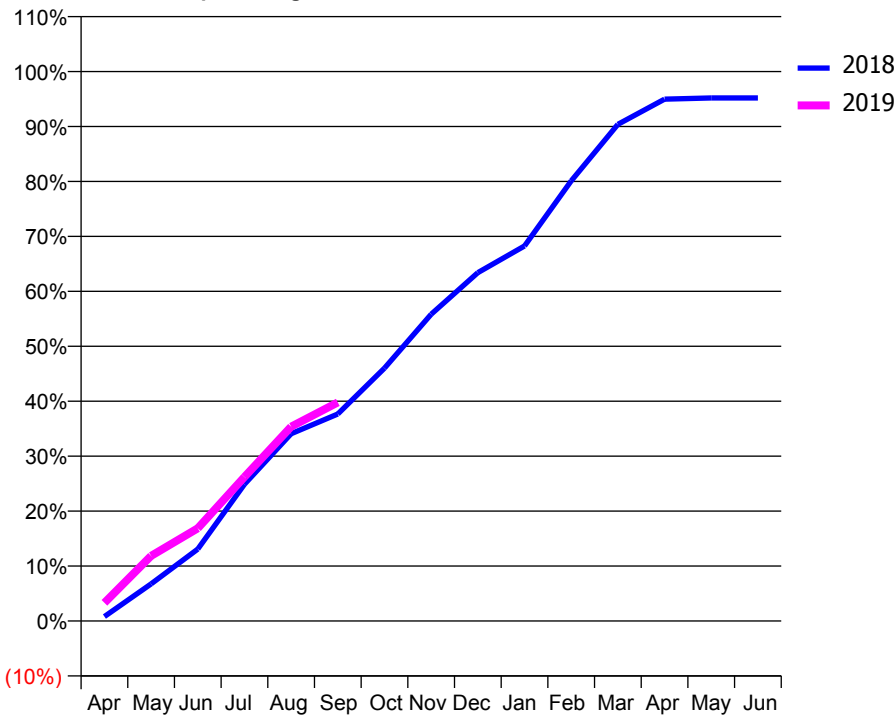
ACCESS*

Patients seen in 24 months	Total	Change since previous quarter
Quarter ending September 2017	2,490	
Quarter ending December 2017	2,481	→
Quarter ending March 2018	2,469	→
Quarter ending June 2018	2,448	→
Quarter ending September 2018	2,422	↓
Variance since September 2017	(2.7%)	↓



ACTIVITY

Cumulative percentage of contracted UDA delivered 2018 & 2019



Month	Adjusted Scheduled Activity (UDA)	
	2018	2019
April	72	293
May	599	1,051
June	1,160	1,495
July	2,205	2,323
August	3,018	3,133
September	3,338	3,523
October	4,075	
November	4,944	
December	5,615	
January	6,045	
February	7,094	
March	8,005	
April	8,411	
May	8,431	
June	8,431	

QUALITY

	Quantity	Base Number	Contract	AT	Region	England
% of FP17s for the same patient ID Re-attending within 3 months - Children	19	440	4.3%	9.3%	12.2%	11.6%
% of FP17s for the same patient ID Re-attending within 3 months - Adults	269	2,088	12.9%	13.4%	15.8%	15.5%
% of FP17s for the same patient ID Re-attending between 3 & 9 months - Children	349	440	79.3%	60.3%	60.3%	58.8%
% of FP17s for the same patient ID Re-attending between 3 & 9 months - Adults	1,669	2,088	79.9%	54.5%	53.5%	51.1%
% of FP17s for Band 1 Urgent Courses	101	2,312	4.4%	7.2%	9.1%	9.0%
% of FP17s Relating to Free Repair or Replacements	34	2,312	1.5%	1.2%	1.0%	0.8%
% of FP17s Relating to Continuations	5	2,312	0.2%	1.1%	1.0%	0.9%
% of Patients satisfied with the dentistry they have received	2	2	N/A	94.2%	93.6%	93.3%
% of Patients satisfied with the time they had to wait for an appointment	2	2	N/A	88.8%	89.8%	88.9%

* This is based on patients treated on this contract for their most recent course of treatment. Figures in italics indicate the base number of FP17s or Patient Questionnaire responses are less than 100. N/A is shown where the base number of responses is less than 10 during the period. % is calculated as Quantity/Base number*100

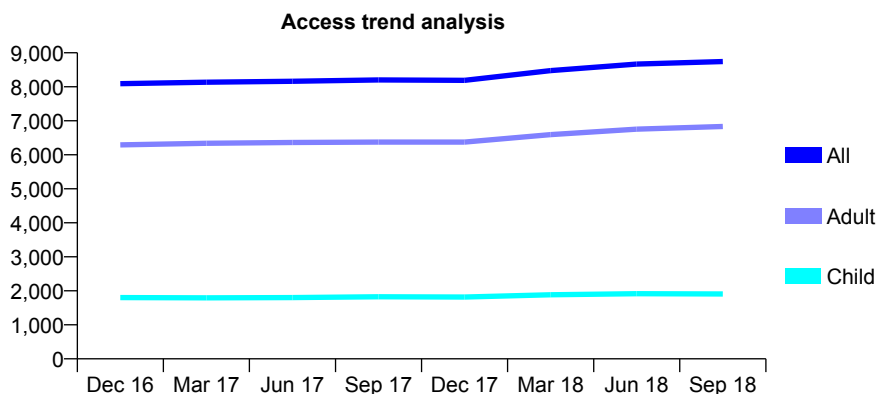
Q51 - Vital Signs At a Glance Contract Report for 162949/0001 - September 2018

Name or company name	Yorkshire and Humberside CDA Ltd t/a Ger
Contract type name	GDS Contract
Purpose of contract	General
Contract start date	01/09/2008
Contract end date	

18/19 Contracted general activity (UDA)	27,279
Carry forward general activity (UDA)	0
18/19 Contracted orthodontic activity (UOA)	0
Carry forward orthodontic activity (UOA)	0
Baseline contract value	£771,984.20

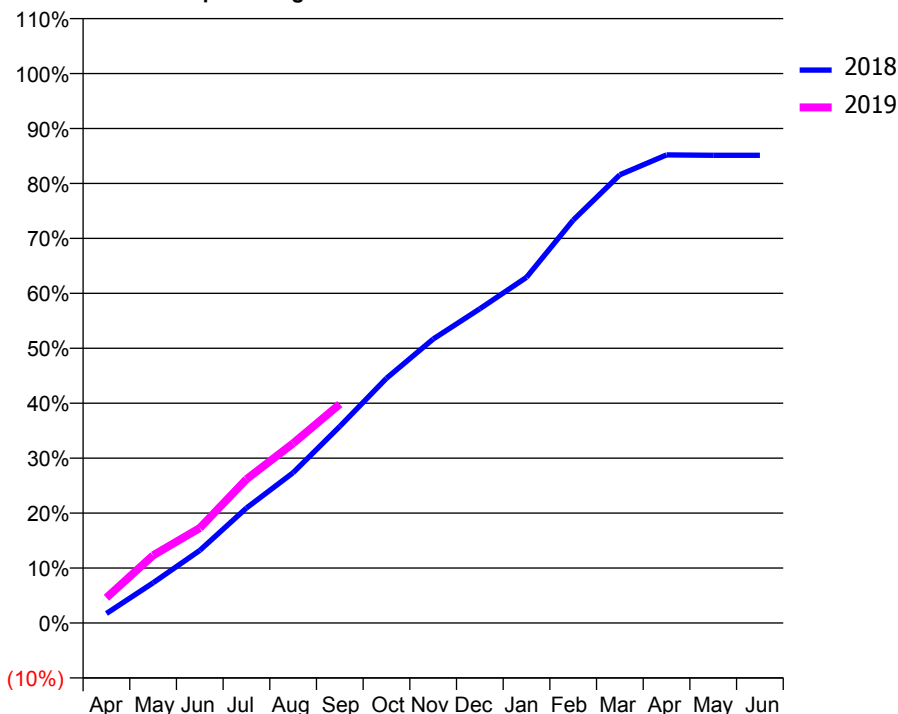
ACCESS*

Patients seen in 24 months	Total	Change since previous quarter
Quarter ending September 2017	8,203	
Quarter ending December 2017	8,192	→
Quarter ending March 2018	8,478	↑
Quarter ending June 2018	8,670	↑
Quarter ending September 2018	8,742	→
Variance since September 2017	6.6%	↑



ACTIVITY

Cumulative percentage of contracted UDA delivered 2018 & 2019



Month	Adjusted Scheduled Activity (UDA)	
	2018	2019
April	471	1,257
May	1,996	3,363
June	3,605	4,719
July	5,711	7,140
August	7,465	8,920
September	9,760	10,866
October	12,149	
November	14,100	
December	15,599	
January	17,163	
February	19,999	
March	22,253	
April	23,237	
May	23,216	
June	23,218	

QUALITY

	Quantity	Base Number	Contract	AT	Region	England
% of FP17s for the same patient ID Re-attending within 3 months - Children	153	1,609	9.5%	9.3%	12.2%	11.6%
% of FP17s for the same patient ID Re-attending within 3 months - Adults	642	4,759	13.5%	13.4%	15.8%	15.5%
% of FP17s for the same patient ID Re-attending between 3 & 9 months - Children	1,049	1,609	65.2%	60.3%	60.3%	58.8%
% of FP17s for the same patient ID Re-attending between 3 & 9 months - Adults	2,706	4,759	56.9%	54.5%	53.5%	51.1%
% of FP17s for Band 1 Urgent Courses	551	5,551	9.9%	7.2%	9.1%	9.0%
% of FP17s Relating to Free Repair or Replacements	60	5,551	1.1%	1.2%	1.0%	0.8%
% of FP17s Relating to Continuations	8	5,551	0.1%	1.1%	1.0%	0.9%
% of Patients satisfied with the dentistry they have received	4	4	N/A	94.2%	93.6%	93.3%
% of Patients satisfied with the time they had to wait for an appointment	4	4	N/A	88.8%	89.8%	88.9%

* This is based on patients treated on this contract for their most recent course of treatment. Figures in italics indicate the base number of FP17s or Patient Questionnaire responses are less than 100. N/A is shown where the base number of responses is less than 10 during the period. % is calculated as Quantity/Base number*100

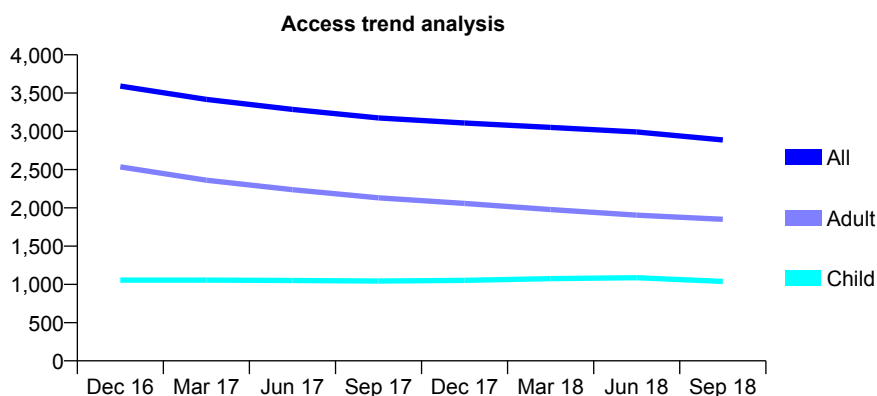
Q51 - Vital Signs At a Glance Contract Report for 162949/0002 - September 2018

Name or company name	Lowedges Dental Care Limited
Contract type name	GDS Contract
Purpose of contract	General
Contract start date	16/12/2008
Contract end date	

18/19 Contracted general activity (UDA)	11,332
Carry forward general activity (UDA)	0
18/19 Contracted orthodontic activity (UOA)	0
Carry forward orthodontic activity (UOA)	0
Baseline contract value	£343,750.01

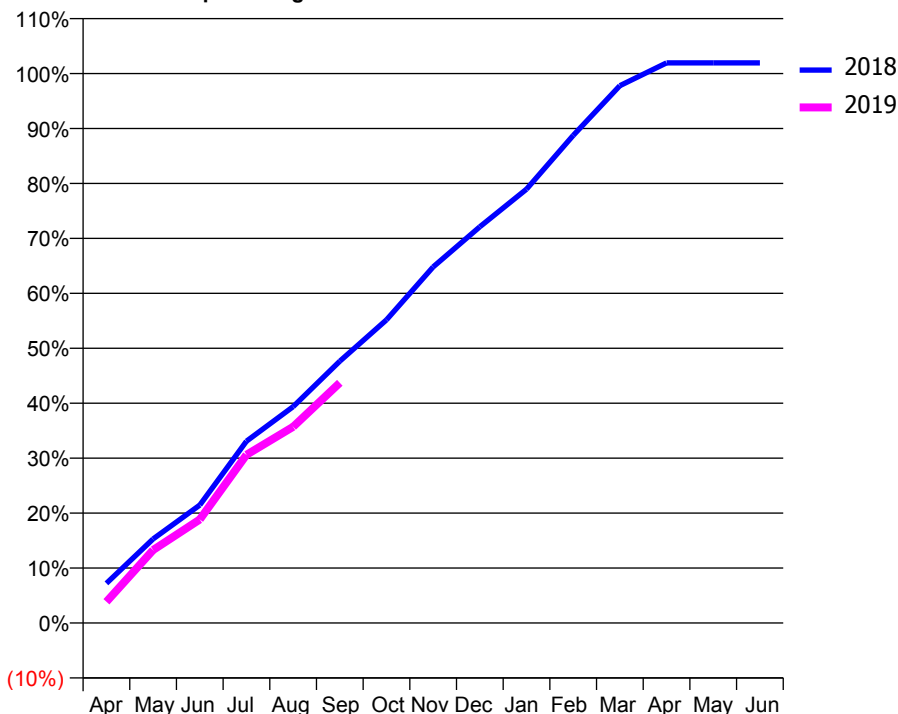
ACCESS*

Patients seen in 24 months	Total	Change since previous quarter
Quarter ending September 2017	3,174	
Quarter ending December 2017	3,108	↓
Quarter ending March 2018	3,051	↓
Quarter ending June 2018	2,992	↓
Quarter ending September 2018	2,888	↓
Variance since September 2017	(9.0%)	↓



ACTIVITY

Cumulative percentage of contracted UDA delivered 2018 & 2019



Month	Adjusted Scheduled Activity (UDA)	
	2018	2019
April	819	439
May	1,733	1,506
June	2,434	2,135
July	3,750	3,470
August	4,462	4,046
September	5,400	4,955
October	6,252	
November	7,344	
December	8,172	
January	8,948	
February	10,055	
March	11,081	
April	11,551	
May	11,552	
June	11,552	

QUALITY

	Quantity	Base Number	Contract	AT	Region	England
% of FP17s for the same patient ID Re-attending within 3 months - Children	59	850	6.9%	9.3%	12.2%	11.6%
% of FP17s for the same patient ID Re-attending within 3 months - Adults	219	1,329	16.5%	13.4%	15.8%	15.5%
% of FP17s for the same patient ID Re-attending between 3 & 9 months - Children	514	850	60.5%	60.3%	60.3%	58.8%
% of FP17s for the same patient ID Re-attending between 3 & 9 months - Adults	776	1,329	58.4%	54.5%	53.5%	51.1%
% of FP17s for Band 1 Urgent Courses	141	2,000	7.0%	7.2%	9.1%	9.0%
% of FP17s Relating to Free Repair or Replacements	35	2,000	1.8%	1.2%	1.0%	0.8%
% of FP17s Relating to Continuations	25	2,000	1.3%	1.1%	1.0%	0.9%
% of Patients satisfied with the dentistry they have received	2	2	N/A	94.2%	93.6%	93.3%
% of Patients satisfied with the time they had to wait for an appointment	2	2	N/A	88.8%	89.8%	88.9%

* This is based on patients treated on this contract for their most recent course of treatment. Figures in italics indicate the base number of FP17s or Patient Questionnaire responses are less than 100. N/A is shown where the base number of responses is less than 10 during the period. % is calculated as Quantity/Base number*100

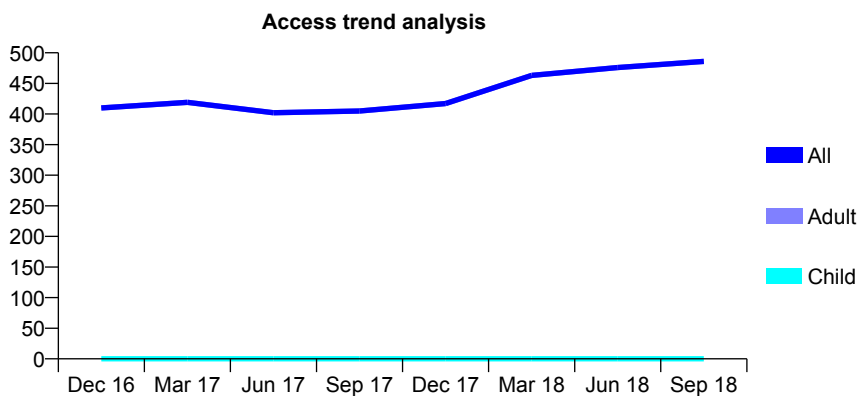
Q51 - Vital Signs At a Glance Contract Report for 162949/0003 - September 2018

Name or company name	Lowedges Dental Care Limited
Contract type name	GDS Contract
Purpose of contract	General
Contract start date	16/12/2008
Contract end date	

18/19 Contracted general activity (UDA)	1,330
Carry forward general activity (UDA)	0
18/19 Contracted orthodontic activity (UOA)	0
Carry forward orthodontic activity (UOA)	0
Baseline contract value	£69,869.85

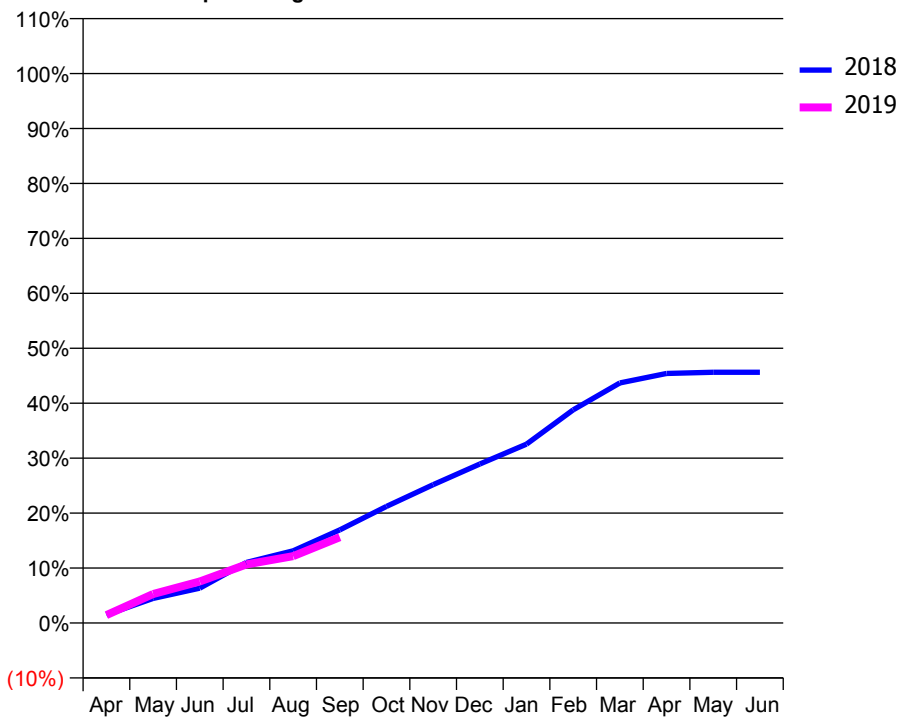
ACCESS*

Patients seen in 24 months	Total	Change since previous quarter
Quarter ending September 2017	405	
Quarter ending December 2017	417	↑
Quarter ending March 2018	463	↑
Quarter ending June 2018	476	↑
Quarter ending September 2018	486	↑
Variance since September 2017	20.0%	↑



ACTIVITY

Cumulative percentage of contracted UDA delivered 2018 & 2019



Month	Adjusted Scheduled Activity (UDA)	
	2018	2019
April	20	19
May	59	70
June	84	100
July	147	142
August	175	162
September	225	208
October	282	
November	335	
December	385	
January	433	
February	516	
March	581	
April	604	
May	607	
June	607	

QUALITY

	Quantity	Base Number	Contract	AT	Region	England
% of FP17s for the same patient ID Re-attending within 3 months - Children	0	0	N/A	9.3%	12.2%	11.6%
% of FP17s for the same patient ID Re-attending within 3 months - Adults	4	144	2.8%	13.4%	15.8%	15.5%
% of FP17s for the same patient ID Re-attending between 3 & 9 months - Children	0	0	N/A	60.3%	60.3%	58.8%
% of FP17s for the same patient ID Re-attending between 3 & 9 months - Adults	12	144	8.3%	54.5%	53.5%	51.1%
% of FP17s for Band 1 Urgent Courses	4	131	3.1%	7.2%	9.1%	9.0%
% of FP17s Relating to Free Repair or Replacements	0	131	0.0%	1.2%	1.0%	0.8%
% of FP17s Relating to Continuations	3	131	2.3%	1.1%	1.0%	0.9%
% of Patients satisfied with the dentistry they have received	0	0	N/A	94.2%	93.6%	93.3%
% of Patients satisfied with the time they had to wait for an appointment	0	0	N/A	88.8%	89.8%	88.9%

* This is based on patients treated on this contract for their most recent course of treatment. Figures in italics indicate the base number of FP17s or Patient Questionnaire responses are less than 100. N/A is shown where the base number of responses is less than 10 during the period. % is calculated as Quantity/Base number*100

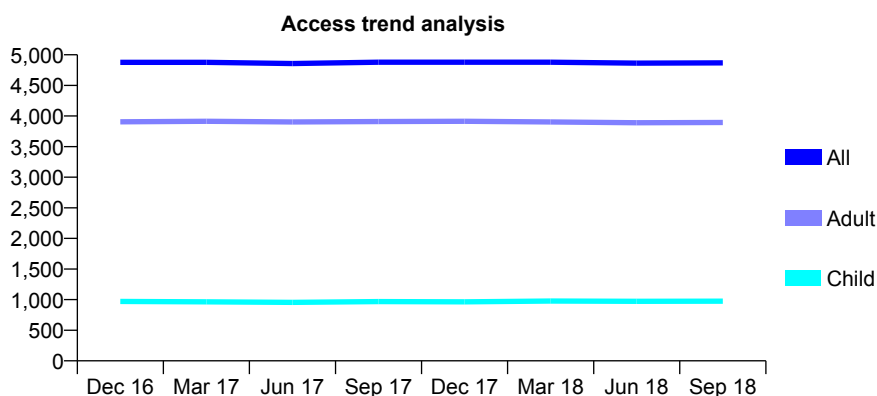
Q51 - Vital Signs At a Glance Contract Report for 163848/0001 - September 2018

Name or company name	Southfield Dental Practice Partnership
Contract type name	GDS Contract
Purpose of contract	General
Contract start date	01/10/2014
Contract end date	

18/19 Contracted general activity (UDA)	13,801
Carry forward general activity (UDA)	0
18/19 Contracted orthodontic activity (UOA)	0
Carry forward orthodontic activity (UOA)	0
Baseline contract value	£395,000.82

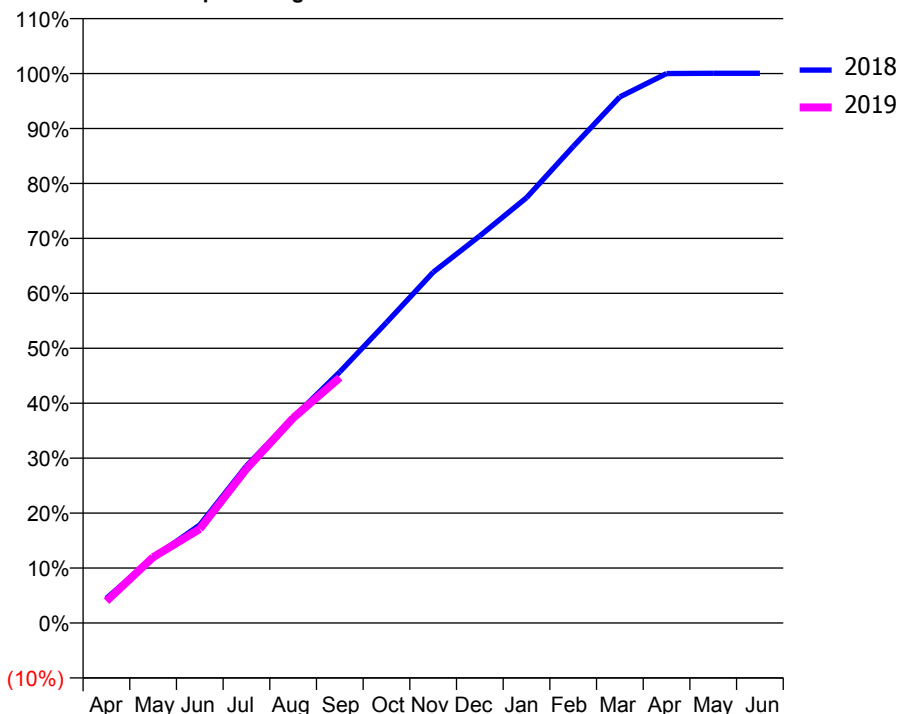
ACCESS*

Patients seen in 24 months	Total	Change since previous quarter
Quarter ending September 2017	4,878	
Quarter ending December 2017	4,879	→
Quarter ending March 2018	4,879	→
Quarter ending June 2018	4,863	→
Quarter ending September 2018	4,869	→
Variance since September 2017	(0.2%)	→



ACTIVITY

Cumulative percentage of contracted UDA delivered 2018 & 2019



Month	Adjusted Scheduled Activity (UDA)	
	2018	2019
April	622	551
May	1,639	1,654
June	2,465	2,363
July	3,948	3,875
August	5,159	5,150
September	6,309	6,164
October	7,546	
November	8,808	
December	9,725	
January	10,682	
February	11,969	
March	13,213	
April	13,799	
May	13,805	
June	13,805	

QUALITY

	Quantity	Base Number	Contract	AT	Region	England
% of FP17s for the same patient ID Re-attending within 3 months - Children	64	968	6.6%	9.3%	12.2%	11.6%
% of FP17s for the same patient ID Re-attending within 3 months - Adults	421	2,737	15.4%	13.4%	15.8%	15.5%
% of FP17s for the same patient ID Re-attending between 3 & 9 months - Children	727	968	75.1%	60.3%	60.3%	58.8%
% of FP17s for the same patient ID Re-attending between 3 & 9 months - Adults	1,087	2,737	39.7%	54.5%	53.5%	51.1%
% of FP17s for Band 1 Urgent Courses	173	3,425	5.1%	7.2%	9.1%	9.0%
% of FP17s Relating to Free Repair or Replacements	47	3,425	1.4%	1.2%	1.0%	0.8%
% of FP17s Relating to Continuations	75	3,425	2.2%	1.1%	1.0%	0.9%
% of Patients satisfied with the dentistry they have received	1	1	N/A	94.2%	93.6%	93.3%
% of Patients satisfied with the time they had to wait for an appointment	1	1	N/A	88.8%	89.8%	88.9%

* This is based on patients treated on this contract for their most recent course of treatment. Figures in italics indicate the base number of FP17s or Patient Questionnaire responses are less than 100. N/A is shown where the base number of responses is less than 10 during the period. % is calculated as Quantity/Base number*100

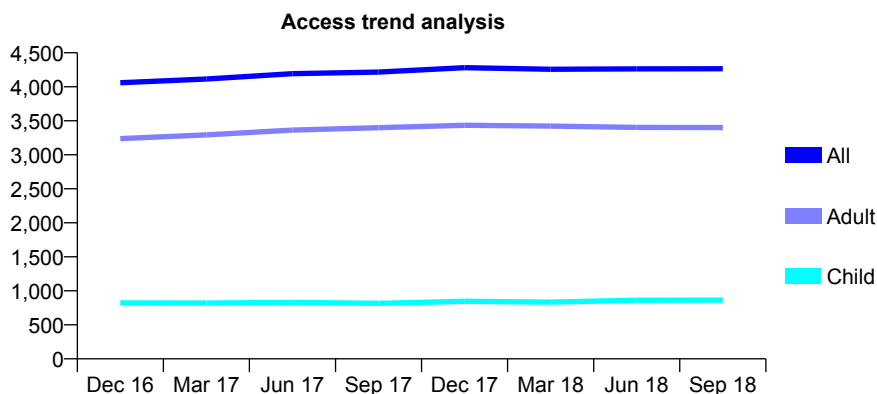
Q51 - Vital Signs At a Glance Contract Report for 166626/0001 - September 2018

Name or company name	Impressions Dental Care Limited
Contract type name	GDS Contract
Purpose of contract	General
Contract start date	01/11/2015
Contract end date	

18/19 Contracted general activity (UDA)	13,344
Carry forward general activity (UDA)	0
18/19 Contracted orthodontic activity (UOA)	0
Carry forward orthodontic activity (UOA)	0
Baseline contract value	£381,912.32

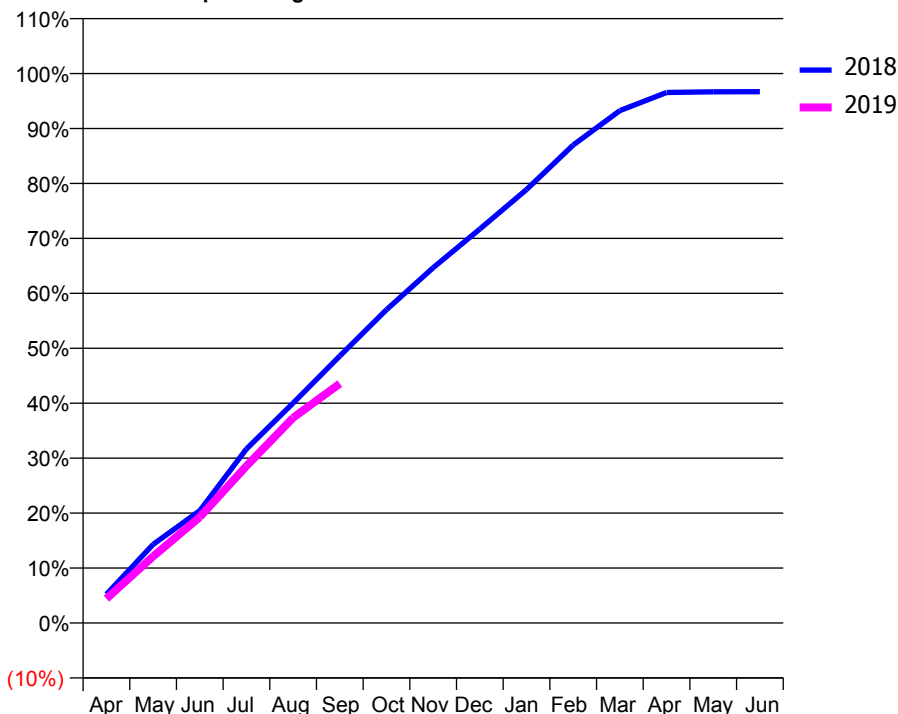
ACCESS*

Patients seen in 24 months	Total	Change since previous quarter
Quarter ending September 2017	4,216	
Quarter ending December 2017	4,282	→
Quarter ending March 2018	4,258	→
Quarter ending June 2018	4,263	→
Quarter ending September 2018	4,265	→
Variance since September 2017	1.2%	→



ACTIVITY

Cumulative percentage of contracted UDA delivered 2018 & 2019



Month	Adjusted Scheduled Activity (UDA)	
	2018	2019
April	698	590
May	1,907	1,619
June	2,727	2,571
July	4,227	3,814
August	5,341	4,985
September	6,486	5,814
October	7,608	
November	8,628	
December	9,569	
January	10,526	
February	11,606	
March	12,442	
April	12,882	
May	12,899	
June	12,903	

QUALITY

	Quantity	Base Number	Contract	AT	Region	England
% of FP17s for the same patient ID Re-attending within 3 months - Children	58	751	7.7%	9.3%	12.2%	11.6%
% of FP17s for the same patient ID Re-attending within 3 months - Adults	575	3,020	19.0%	13.4%	15.8%	15.5%
% of FP17s for the same patient ID Re-attending between 3 & 9 months - Children	461	751	61.4%	60.3%	60.3%	58.8%
% of FP17s for the same patient ID Re-attending between 3 & 9 months - Adults	1,811	3,020	60.0%	54.5%	53.5%	51.1%
% of FP17s for Band 1 Urgent Courses	295	3,208	9.2%	7.2%	9.1%	9.0%
% of FP17s Relating to Free Repair or Replacements	58	3,208	1.8%	1.2%	1.0%	0.8%
% of FP17s Relating to Continuations	38	3,208	1.2%	1.1%	1.0%	0.9%
% of Patients satisfied with the dentistry they have received	3	3	N/A	94.2%	93.6%	93.3%
% of Patients satisfied with the time they had to wait for an appointment	3	3	N/A	88.8%	89.8%	88.9%

* This is based on patients treated on this contract for their most recent course of treatment. Figures in italics indicate the base number of FP17s or Patient Questionnaire responses are less than 100. N/A is shown where the base number of responses is less than 10 during the period. % is calculated as Quantity/Base number*100

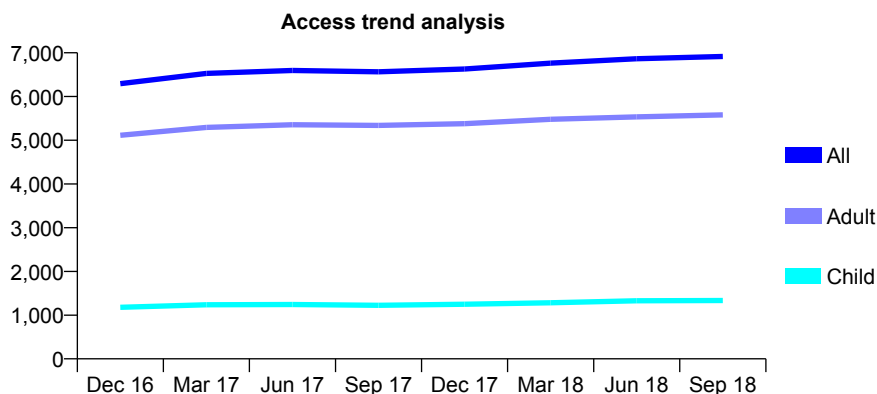
Q51 - Vital Signs At a Glance Contract Report for 166723/0001 - September 2018

Name or company name	Woodhouse Dental Practice
Contract type name	GDS Contract
Purpose of contract	General
Contract start date	01/04/2013
Contract end date	

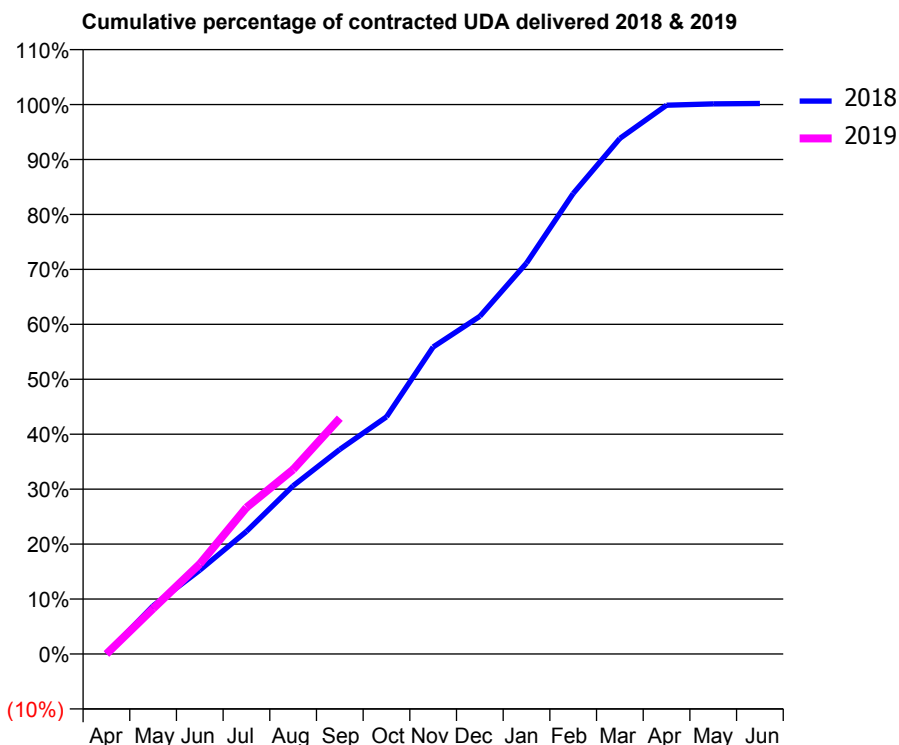
18/19 Contracted general activity (UDA)	21,329
Carry forward general activity (UDA)	0
18/19 Contracted orthodontic activity (UOA)	0
Carry forward orthodontic activity (UOA)	0
Baseline contract value	£613,585.45

ACCESS*

Patients seen in 24 months	Total	Change since previous quarter
Quarter ending September 2017	6,564	
Quarter ending December 2017	6,630	→
Quarter ending March 2018	6,764	↑
Quarter ending June 2018	6,863	→
Quarter ending September 2018	6,915	→
Variance since September 2017	5.3%	↑



ACTIVITY



Month	Adjusted Scheduled Activity (UDA)	
	2018	2019
April	12	0
May	1,869	1,762
June	3,254	3,498
July	4,760	5,688
August	6,530	7,163
September	7,941	9,155
October	9,204	
November	11,919	
December	13,109	
January	15,171	
February	17,872	
March	20,015	
April	21,304	
May	21,356	
June	21,368	

QUALITY

	Quantity	Base Number	Contract	AT	Region	England
% of FP17s for the same patient ID Re-attending within 3 months - Children	63	1,184	5.3%	9.3%	12.2%	11.6%
% of FP17s for the same patient ID Re-attending within 3 months - Adults	523	5,053	10.4%	13.4%	15.8%	15.5%
% of FP17s for the same patient ID Re-attending between 3 & 9 months - Children	852	1,184	72.0%	60.3%	60.3%	58.8%
% of FP17s for the same patient ID Re-attending between 3 & 9 months - Adults	3,733	5,053	73.9%	54.5%	53.5%	51.1%
% of FP17s for Band 1 Urgent Courses	217	5,205	4.2%	7.2%	9.1%	9.0%
% of FP17s Relating to Free Repair or Replacements	47	5,205	0.9%	1.2%	1.0%	0.8%
% of FP17s Relating to Continuations	45	5,205	0.9%	1.1%	1.0%	0.9%
% of Patients satisfied with the dentistry they have received	3	4	N/A	94.2%	93.6%	93.3%
% of Patients satisfied with the time they had to wait for an appointment	4	4	N/A	88.8%	89.8%	88.9%

* This is based on patients treated on this contract for their most recent course of treatment. Figures in italics indicate the base number of FP17s or Patient Questionnaire responses are less than 100. N/A is shown where the base number of responses is less than 10 during the period. % is calculated as Quantity/Base number*100

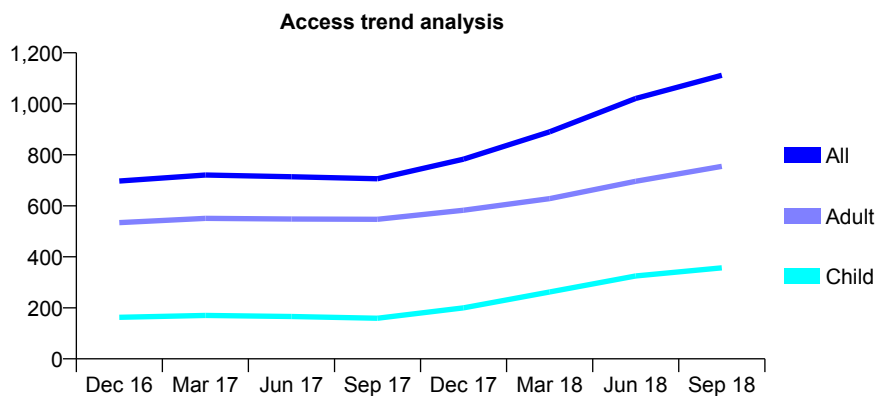
Q51 - Vital Signs At a Glance Contract Report for 166944/0004 - September 2018

Name or company name	Sheffield SPDCS
Contract type name	PDS Contract
Purpose of contract	General
Contract start date	01/04/2010
Contract end date	31/03/2020

18/19 Contracted general activity (UDA)	3,887
Carry forward general activity (UDA)	0
18/19 Contracted orthodontic activity (UOA)	0
Carry forward orthodontic activity (UOA)	0
Baseline contract value	£489,550.68

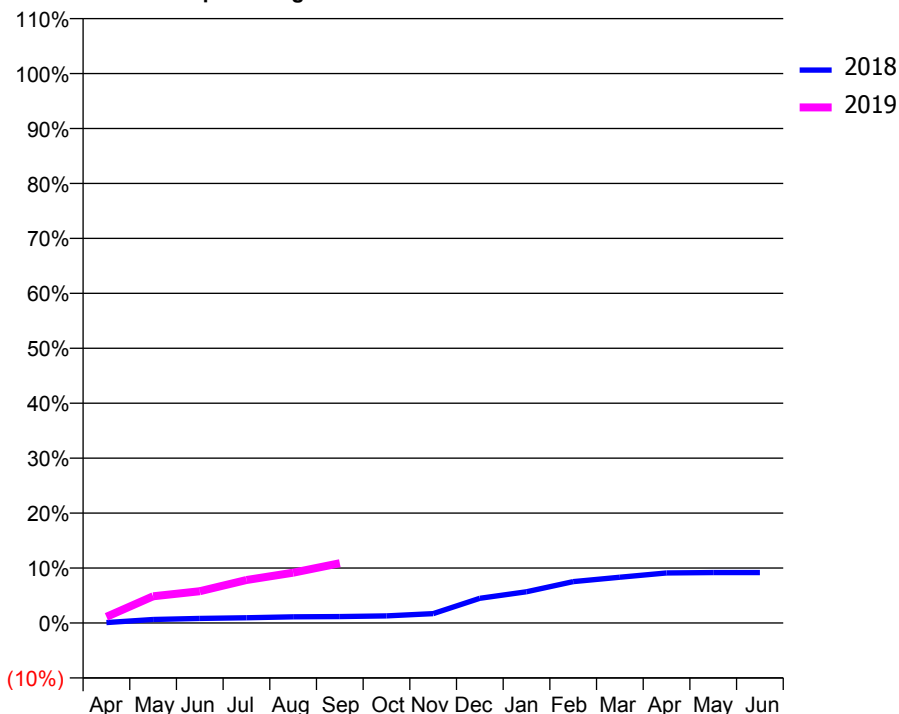
ACCESS*

Patients seen in 24 months	Total	Change since previous quarter
Quarter ending September 2017	706	
Quarter ending December 2017	783	↑
Quarter ending March 2018	890	↑
Quarter ending June 2018	1,021	↑
Quarter ending September 2018	1,112	↑
Variance since September 2017	57.5%	↑



ACTIVITY

Cumulative percentage of contracted UDA delivered 2018 & 2019



Month	Adjusted Scheduled Activity (UDA)	
	2018	2019
April	3	44
May	25	189
June	32	225
July	37	305
August	44	356
September	46	423
October	50	
November	67	
December	175	
January	222	
February	293	
March	324	
April	354	
May	357	
June	357	

QUALITY

	Quantity	Base Number	Contract	AT	Region	England
% of FP17s for the same patient ID Re-attending within 3 months - Children	7	258	2.7%	9.3%	12.2%	11.6%
% of FP17s for the same patient ID Re-attending within 3 months - Adults	56	518	10.8%	13.4%	15.8%	15.5%
% of FP17s for the same patient ID Re-attending between 3 & 9 months - Children	74	258	28.7%	60.3%	60.3%	58.8%
% of FP17s for the same patient ID Re-attending between 3 & 9 months - Adults	160	518	30.9%	54.5%	53.5%	51.1%
% of FP17s for Band 1 Urgent Courses	6	180	3.3%	7.2%	9.1%	9.0%
% of FP17s Relating to Free Repair or Replacements	0	180	0.0%	1.2%	1.0%	0.8%
% of FP17s Relating to Continuations	4	180	2.2%	1.1%	1.0%	0.9%
% of Patients satisfied with the dentistry they have received	0	0	N/A	94.2%	93.6%	93.3%
% of Patients satisfied with the time they had to wait for an appointment	0	0	N/A	88.8%	89.8%	88.9%

* This is based on patients treated on this contract for their most recent course of treatment. Figures in italics indicate the base number of FP17s or Patient Questionnaire responses are less than 100. N/A is shown where the base number of responses is less than 10 during the period. % is calculated as Quantity/Base number*100

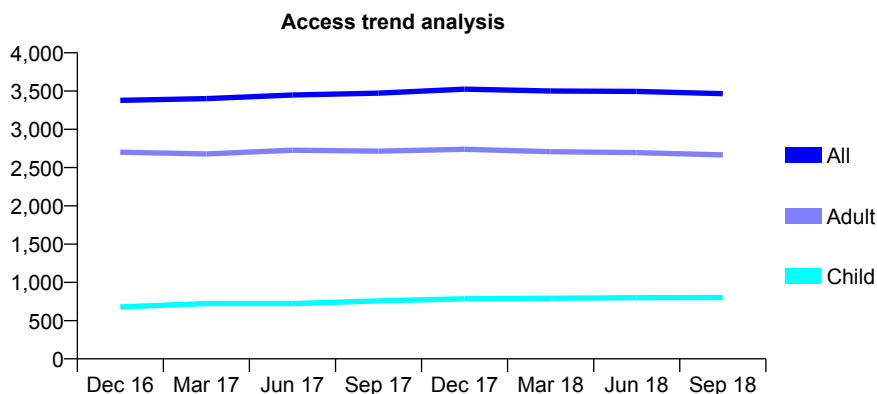
Q51 - Vital Signs At a Glance Contract Report for 166944/0007 - September 2018

Name or company name	Sheffield SPDCS
Contract type name	PDS Contract
Purpose of contract	General
Contract start date	01/08/2013
Contract end date	31/07/2023

18/19 Contracted general activity (UDA)	8,544
Carry forward general activity (UDA)	0
18/19 Contracted orthodontic activity (UOA)	0
Carry forward orthodontic activity (UOA)	0
Baseline contract value	£1,573,763.87

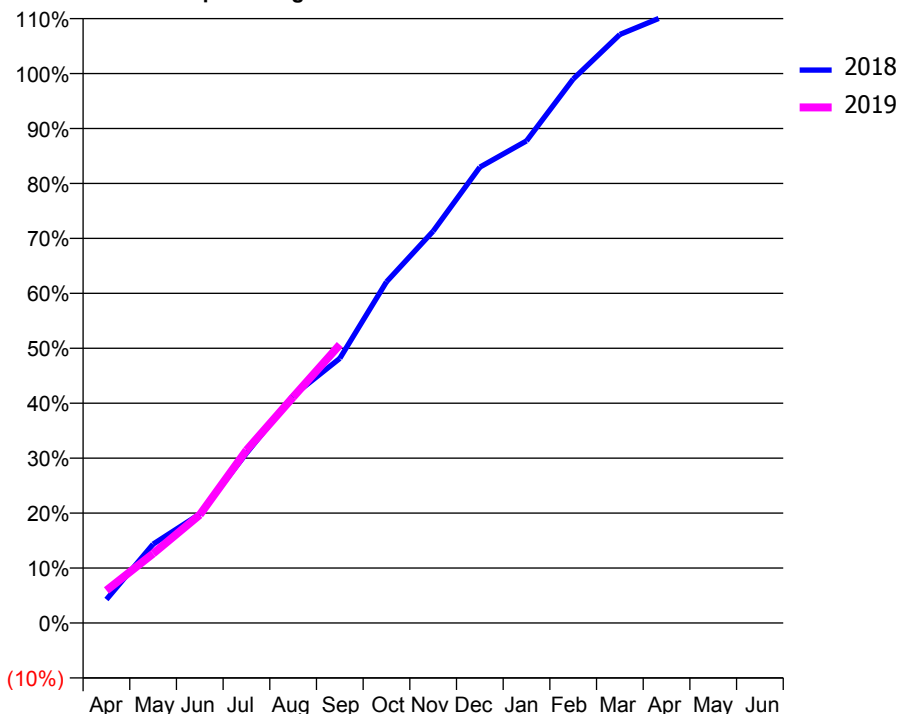
ACCESS*

Patients seen in 24 months	Total	Change since previous quarter
Quarter ending September 2017	3,472	
Quarter ending December 2017	3,525	→
Quarter ending March 2018	3,500	→
Quarter ending June 2018	3,495	→
Quarter ending September 2018	3,465	→
Variance since September 2017	(0.2%)	→



ACTIVITY

Cumulative percentage of contracted UDA delivered 2018 & 2019



Month	Adjusted Scheduled Activity (UDA)	
	2018	2019
April	367	506
May	1,226	1,080
June	1,695	1,683
July	2,640	2,686
August	3,537	3,513
September	4,114	4,328
October	5,304	
November	6,092	
December	7,088	
January	7,497	
February	8,459	
March	9,151	
April	9,449	
May	9,492	
June	9,494	

QUALITY

	Quantity	Base Number	Contract	AT	Region	England
% of FP17s for the same patient ID Re-attending within 3 months - Children	212	875	24.2%	9.3%	12.2%	11.6%
% of FP17s for the same patient ID Re-attending within 3 months - Adults	167	1,474	11.3%	13.4%	15.8%	15.5%
% of FP17s for the same patient ID Re-attending between 3 & 9 months - Children	412	875	47.1%	60.3%	60.3%	58.8%
% of FP17s for the same patient ID Re-attending between 3 & 9 months - Adults	615	1,474	41.7%	54.5%	53.5%	51.1%
% of FP17s for Band 1 Urgent Courses	56	2,171	2.6%	7.2%	9.1%	9.0%
% of FP17s Relating to Free Repair or Replacements	3	2,171	0.1%	1.2%	1.0%	0.8%
% of FP17s Relating to Continuations	77	2,171	3.5%	1.1%	1.0%	0.9%
% of Patients satisfied with the dentistry they have received	1	1	N/A	94.2%	93.6%	93.3%
% of Patients satisfied with the time they had to wait for an appointment	1	1	N/A	88.8%	89.8%	88.9%

* This is based on patients treated on this contract for their most recent course of treatment. Figures in italics indicate the base number of FP17s or Patient Questionnaire responses are less than 100. N/A is shown where the base number of responses is less than 10 during the period. % is calculated as Quantity/Base number*100

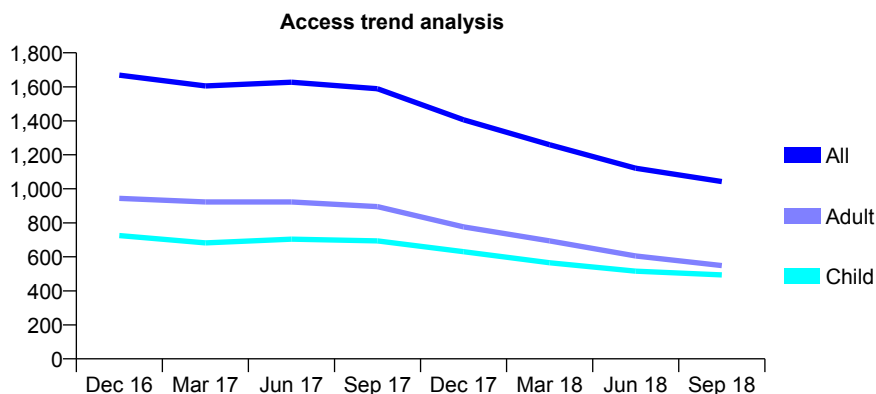
Q51 - Vital Signs At a Glance Contract Report for 166944/0008 - September 2018

Name or company name	Sheffield SPDCS
Contract type name	PDS Contract
Purpose of contract	General
Contract start date	01/08/2013
Contract end date	31/07/2023

18/19 Contracted general activity (UDA)	4,488
Carry forward general activity (UDA)	0
18/19 Contracted orthodontic activity (UOA)	0
Carry forward orthodontic activity (UOA)	0
Baseline contract value	£716,970.07

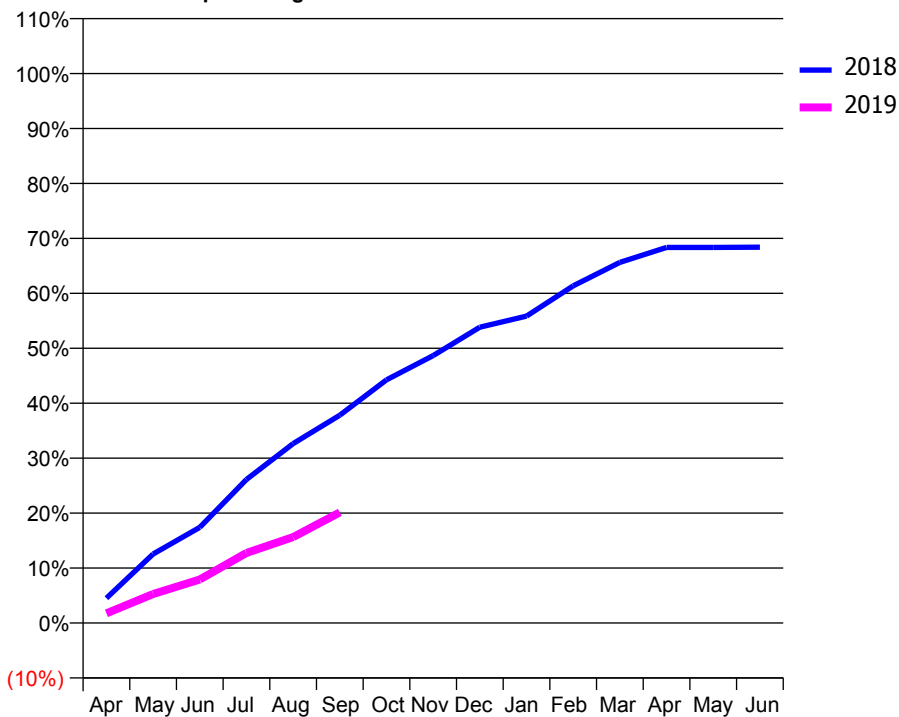
ACCESS*

Patients seen in 24 months	Total	Change since previous quarter
Quarter ending September 2017	1,589	
Quarter ending December 2017	1,406	↓
Quarter ending March 2018	1,259	↓
Quarter ending June 2018	1,121	↓
Quarter ending September 2018	1,043	↓
Variance since September 2017	(34.4%)	↓



ACTIVITY

Cumulative percentage of contracted UDA delivered 2018 & 2019



Month	Adjusted Scheduled Activity (UDA)	
	2018	2019
April	204	79
May	564	237
June	782	356
July	1,172	573
August	1,465	702
September	1,697	903
October	1,986	
November	2,184	
December	2,416	
January	2,506	
February	2,754	
March	2,946	
April	3,067	
May	3,067	
June	3,070	

QUALITY

	Quantity	Base Number	Contract	AT	Region	England
% of FP17s for the same patient ID Re-attending within 3 months - Children	25	283	8.8%	9.3%	12.2%	11.6%
% of FP17s for the same patient ID Re-attending within 3 months - Adults	21	246	8.5%	13.4%	15.8%	15.5%
% of FP17s for the same patient ID Re-attending between 3 & 9 months - Children	106	283	37.5%	60.3%	60.3%	58.8%
% of FP17s for the same patient ID Re-attending between 3 & 9 months - Adults	86	246	35.0%	54.5%	53.5%	51.1%
% of FP17s for Band 1 Urgent Courses	6	475	1.3%	7.2%	9.1%	9.0%
% of FP17s Relating to Free Repair or Replacements	0	475	0.0%	1.2%	1.0%	0.8%
% of FP17s Relating to Continuations	10	475	2.1%	1.1%	1.0%	0.9%
% of Patients satisfied with the dentistry they have received	0	0	N/A	94.2%	93.6%	93.3%
% of Patients satisfied with the time they had to wait for an appointment	0	0	N/A	88.8%	89.8%	88.9%

* This is based on patients treated on this contract for their most recent course of treatment. Figures in italics indicate the base number of FP17s or Patient Questionnaire responses are less than 100. N/A is shown where the base number of responses is less than 10 during the period. % is calculated as Quantity/Base number*100

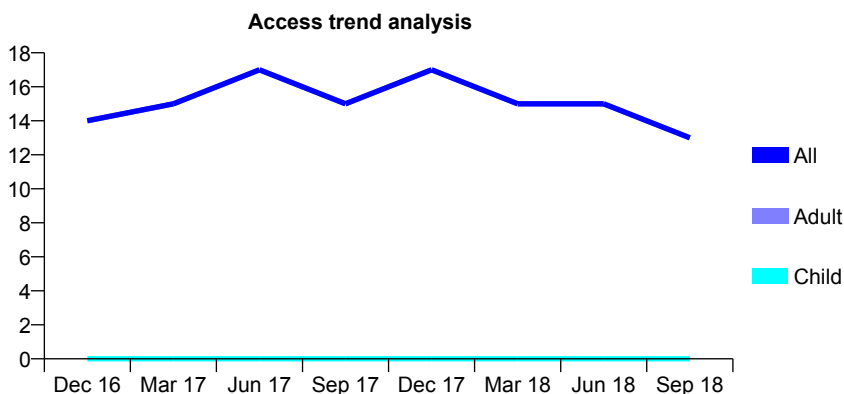
Q51 - Vital Signs At a Glance Contract Report for 166944/0009 - September 2018

Name or company name	Sheffield SPDCS
Contract type name	PDS Contract
Purpose of contract	General
Contract start date	01/08/2013
Contract end date	

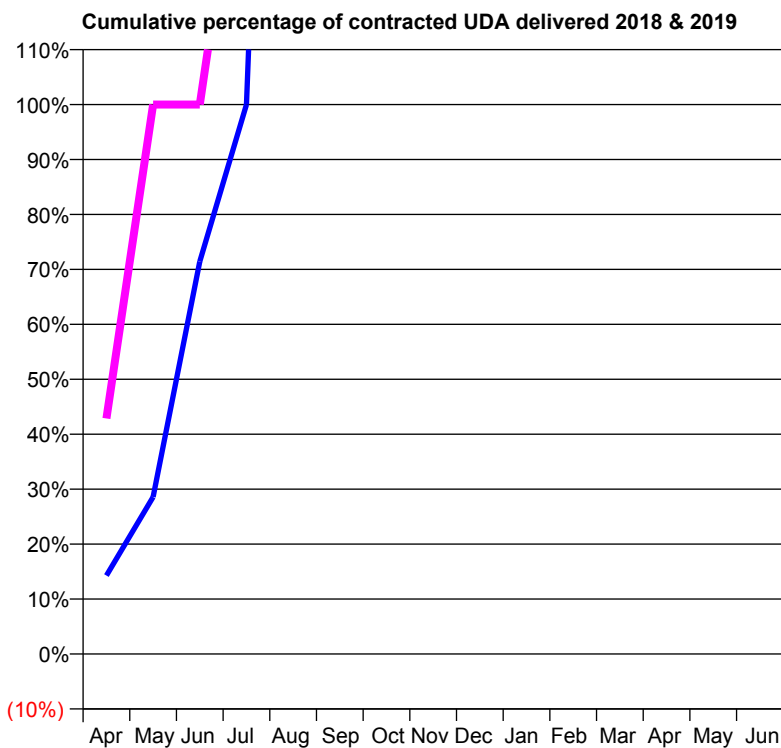
18/19 Contracted general activity (UDA)	7
Carry forward general activity (UDA)	0
18/19 Contracted orthodontic activity (UOA)	0
Carry forward orthodontic activity (UOA)	0
Baseline contract value	£71,695.92

ACCESS*

Patients seen in 24 months	Total	Change since previous quarter
Quarter ending September 2017	15	
Quarter ending December 2017	17	↑
Quarter ending March 2018	15	↓
Quarter ending June 2018	15	→
Quarter ending September 2018	13	↓
Variance since September 2017	(13.3%)	↓



ACTIVITY



Month	Adjusted Scheduled Activity (UDA)	
	2018	2019
April	1	3
May	2	7
June	5	7
July	7	11
August	22	11
September	23	13
October	26	
November	33	
December	34	
January	38	
February	38	
March	38	
April	38	
May	38	
June	38	

QUALITY

	Quantity	Base Number	Contract	AT	Region	England
% of FP17s for the same patient ID Re-attending within 3 months - Children	0	0	N/A	9.3%	12.2%	11.6%
% of FP17s for the same patient ID Re-attending within 3 months - Adults	1	7	14.3%	13.4%	15.8%	15.5%
% of FP17s for the same patient ID Re-attending between 3 & 9 months - Children	0	0	N/A	60.3%	60.3%	58.8%
% of FP17s for the same patient ID Re-attending between 3 & 9 months - Adults	1	7	14.3%	54.5%	53.5%	51.1%
% of FP17s for Band 1 Urgent Courses	0	7	0.0%	7.2%	9.1%	9.0%
% of FP17s Relating to Free Repair or Replacements	0	7	0.0%	1.2%	1.0%	0.8%
% of FP17s Relating to Continuations	0	7	0.0%	1.1%	1.0%	0.9%
% of Patients satisfied with the dentistry they have received	0	0	N/A	94.2%	93.6%	93.3%
% of Patients satisfied with the time they had to wait for an appointment	0	0	N/A	88.8%	89.8%	88.9%

* This is based on patients treated on this contract for their most recent course of treatment. Figures in italics indicate the base number of FP17s or Patient Questionnaire responses are less than 100. N/A is shown where the base number of responses is less than 10 during the period. % is calculated as Quantity/Base number*100

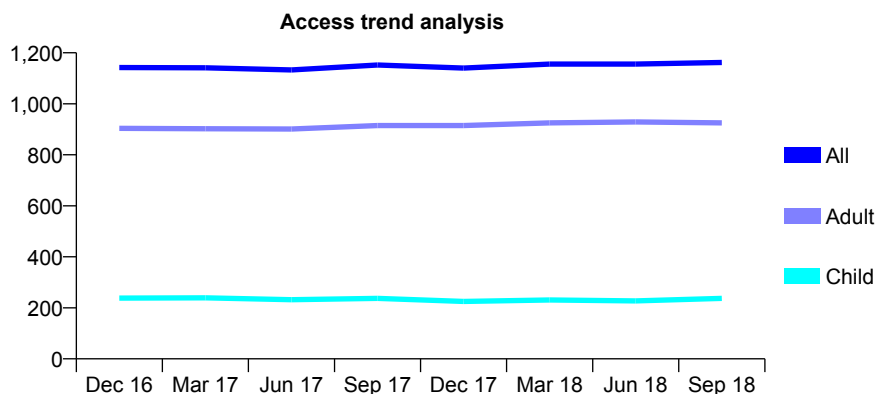
Q51 - Vital Signs At a Glance Contract Report for 167622/0001 - September 2018

Name or company name	JCS Dental Practice
Contract type name	GDS Contract
Purpose of contract	General
Contract start date	01/12/2010
Contract end date	

18/19 Contracted general activity (UDA)	4,471
Carry forward general activity (UDA)	0
18/19 Contracted orthodontic activity (UOA)	0
Carry forward orthodontic activity (UOA)	0
Baseline contract value	£127,997.35

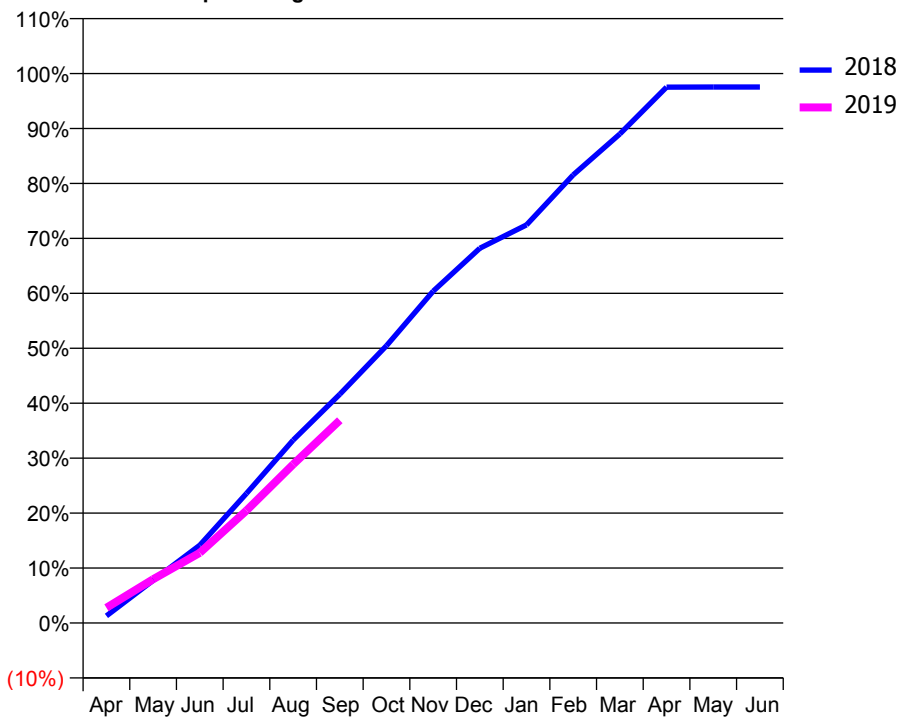
ACCESS*

Patients seen in 24 months	Total	Change since previous quarter
Quarter ending September 2017	1,152	
Quarter ending December 2017	1,140	↓
Quarter ending March 2018	1,156	→
Quarter ending June 2018	1,156	→
Quarter ending September 2018	1,162	→
Variance since September 2017	0.9%	→



ACTIVITY

Cumulative percentage of contracted UDA delivered 2018 & 2019



Month	Adjusted Scheduled Activity (UDA)	
	2018	2019
April	58	124
May	347	357
June	633	571
July	1,054	916
August	1,488	1,291
September	1,861	1,649
October	2,257	
November	2,700	
December	3,049	
January	3,239	
February	3,646	
March	3,979	
April	4,360	
May	4,361	
June	4,361	

QUALITY

	Quantity	Base Number	Contract	AT	Region	England
% of FP17s for the same patient ID Re-attending within 3 months - Children	13	175	7.4%	9.3%	12.2%	11.6%
% of FP17s for the same patient ID Re-attending within 3 months - Adults	125	766	16.3%	13.4%	15.8%	15.5%
% of FP17s for the same patient ID Re-attending between 3 & 9 months - Children	118	175	67.4%	60.3%	60.3%	58.8%
% of FP17s for the same patient ID Re-attending between 3 & 9 months - Adults	437	766	57.0%	54.5%	53.5%	51.1%
% of FP17s for Band 1 Urgent Courses	41	828	5.0%	7.2%	9.1%	9.0%
% of FP17s Relating to Free Repair or Replacements	6	828	0.7%	1.2%	1.0%	0.8%
% of FP17s Relating to Continuations	24	828	2.9%	1.1%	1.0%	0.9%
% of Patients satisfied with the dentistry they have received	1	1	N/A	94.2%	93.6%	93.3%
% of Patients satisfied with the time they had to wait for an appointment	1	1	N/A	88.8%	89.8%	88.9%

* This is based on patients treated on this contract for their most recent course of treatment. Figures in italics indicate the base number of FP17s or Patient Questionnaire responses are less than 100. N/A is shown where the base number of responses is less than 10 during the period. % is calculated as Quantity/Base number*100

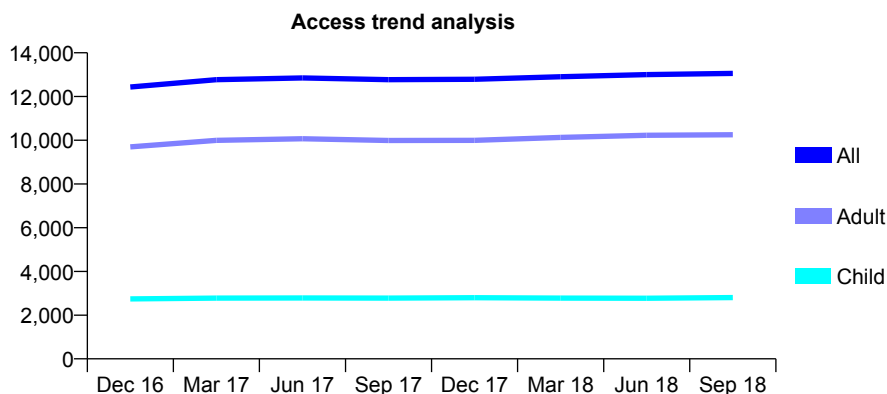
Q51 - Vital Signs At a Glance Contract Report for 167819/0001 - September 2018

Name or company name	Mr Peach and Mr Harper
Contract type name	GDS Contract
Purpose of contract	General
Contract start date	01/04/2015
Contract end date	

18/19 Contracted general activity (UDA)	29,661
Carry forward general activity (UDA)	0
18/19 Contracted orthodontic activity (UOA)	0
Carry forward orthodontic activity (UOA)	0
Baseline contract value	£935,427.42

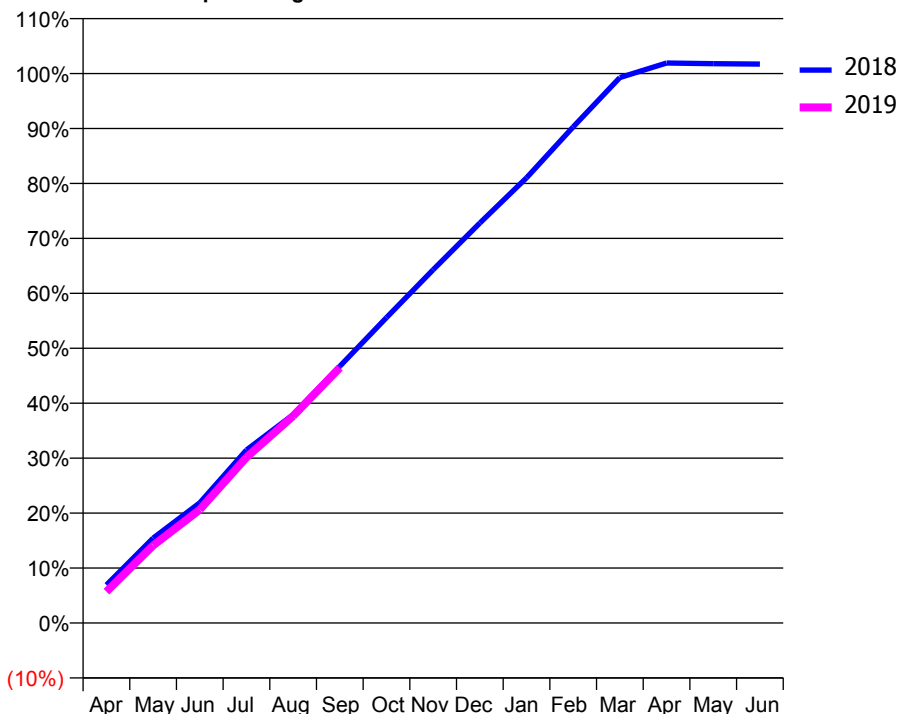
ACCESS*

Patients seen in 24 months	Total	Change since previous quarter
Quarter ending September 2017	12,770	
Quarter ending December 2017	12,792	→
Quarter ending March 2018	12,904	→
Quarter ending June 2018	13,001	→
Quarter ending September 2018	13,057	→
Variance since September 2017	2.2%	↑



ACTIVITY

Cumulative percentage of contracted UDA delivered 2018 & 2019



Month	Adjusted Scheduled Activity (UDA)	
	2018	2019
April	2,055	1,698
May	4,580	4,187
June	6,489	6,118
July	9,341	8,945
August	11,244	11,173
September	13,858	13,782
October	16,487	
November	19,072	
December	21,593	
January	24,033	
February	26,783	
March	29,441	
April	30,224	
May	30,191	
June	30,169	

QUALITY

	Quantity	Base Number	Contract	AT	Region	England
% of FP17s for the same patient ID Re-attending within 3 months - Children	130	2,420	5.4%	9.3%	12.2%	11.6%
% of FP17s for the same patient ID Re-attending within 3 months - Adults	280	6,474	4.3%	13.4%	15.8%	15.5%
% of FP17s for the same patient ID Re-attending between 3 & 9 months - Children	1,717	2,420	71.0%	60.3%	60.3%	58.8%
% of FP17s for the same patient ID Re-attending between 3 & 9 months - Adults	3,536	6,474	54.6%	54.5%	53.5%	51.1%
% of FP17s for Band 1 Urgent Courses	217	8,457	2.6%	7.2%	9.1%	9.0%
% of FP17s Relating to Free Repair or Replacements	50	8,457	0.6%	1.2%	1.0%	0.8%
% of FP17s Relating to Continuations	5	8,457	0.1%	1.1%	1.0%	0.9%
% of Patients satisfied with the dentistry they have received	10	10	100.0%	94.2%	93.6%	93.3%
% of Patients satisfied with the time they had to wait for an appointment	9	10	90.0%	88.8%	89.8%	88.9%

* This is based on patients treated on this contract for their most recent course of treatment. Figures in italics indicate the base number of FP17s or Patient Questionnaire responses are less than 100. N/A is shown where the base number of responses is less than 10 during the period. % is calculated as Quantity/Base number*100

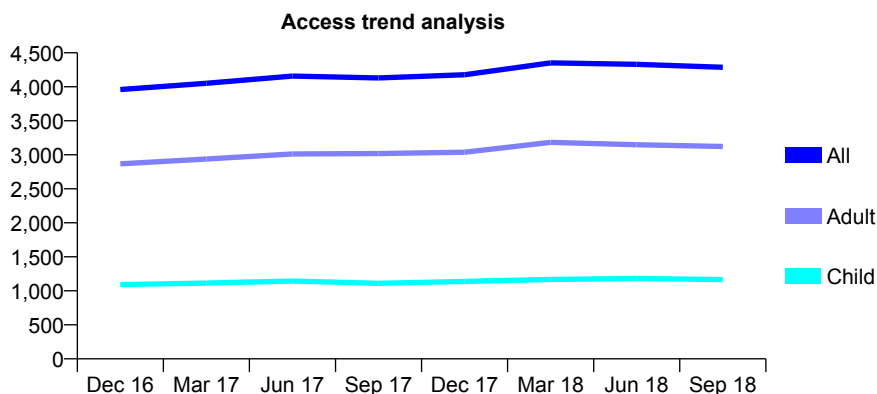
Q51 - Vital Signs At a Glance Contract Report for 174440/0001 - September 2018

Name or company name	IDH 474 Limited
Contract type name	GDS Contract
Purpose of contract	General
Contract start date	01/07/2011
Contract end date	

18/19 Contracted general activity (UDA)	14,895
Carry forward general activity (UDA)	0
18/19 Contracted orthodontic activity (UOA)	0
Carry forward orthodontic activity (UOA)	0
Baseline contract value	£460,132.84

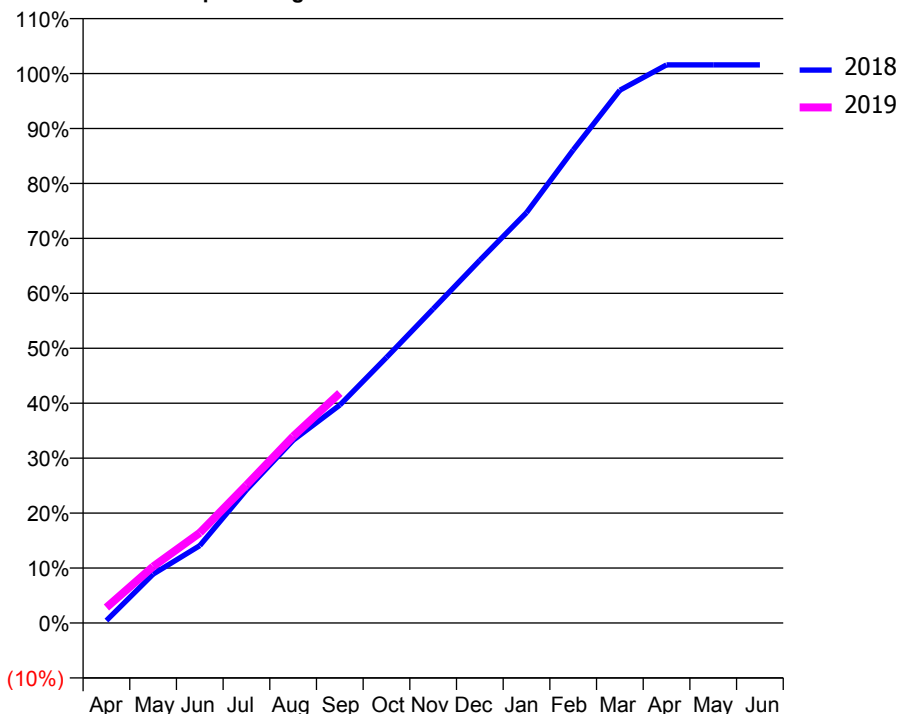
ACCESS*

Patients seen in 24 months	Total	Change since previous quarter
Quarter ending September 2017	4,130	
Quarter ending December 2017	4,178	→
Quarter ending March 2018	4,352	↑
Quarter ending June 2018	4,330	→
Quarter ending September 2018	4,288	→
Variance since September 2017	3.8%	↑



ACTIVITY

Cumulative percentage of contracted UDA delivered 2018 & 2019



Adjusted Scheduled Activity (UDA)

Month	2018	2019
April	68	421
May	1,323	1,532
June	2,099	2,445
July	3,608	3,740
August	4,955	5,058
September	5,910	6,232
October	7,199	
November	8,516	
December	9,833	
January	11,124	
February	12,821	
March	14,442	
April	15,127	
May	15,127	
June	15,127	

QUALITY

	Quantity	Base Number	Contract	AT	Region	England
% of FP17s for the same patient ID Re-attending within 3 months - Children	80	932	8.6%	9.3%	12.2%	11.6%
% of FP17s for the same patient ID Re-attending within 3 months - Adults	298	2,088	14.3%	13.4%	15.8%	15.5%
% of FP17s for the same patient ID Re-attending between 3 & 9 months - Children	610	932	65.5%	60.3%	60.3%	58.8%
% of FP17s for the same patient ID Re-attending between 3 & 9 months - Adults	1,236	2,088	59.2%	54.5%	53.5%	51.1%
% of FP17s for Band 1 Urgent Courses	196	2,744	7.1%	7.2%	9.1%	9.0%
% of FP17s Relating to Free Repair or Replacements	20	2,744	0.7%	1.2%	1.0%	0.8%
% of FP17s Relating to Continuations	53	2,744	1.9%	1.1%	1.0%	0.9%
% of Patients satisfied with the dentistry they have received	2	2	N/A	94.2%	93.6%	93.3%
% of Patients satisfied with the time they had to wait for an appointment	2	2	N/A	88.8%	89.8%	88.9%

* This is based on patients treated on this contract for their most recent course of treatment. Figures in italics indicate the base number of FP17s or Patient Questionnaire responses are less than 100. N/A is shown where the base number of responses is less than 10 during the period. % is calculated as Quantity/Base number*100

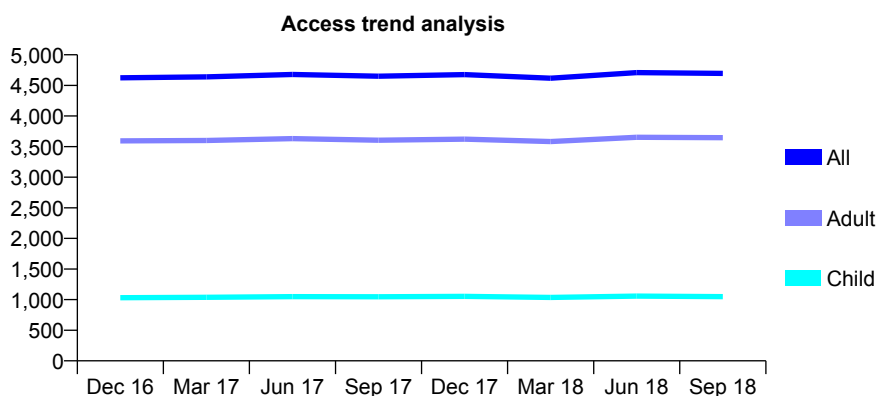
Q51 - Vital Signs At a Glance Contract Report for 175218/0003 - September 2018

Name or company name	Thompson & Thomas
Contract type name	GDS Contract
Purpose of contract	General
Contract start date	01/03/2012
Contract end date	

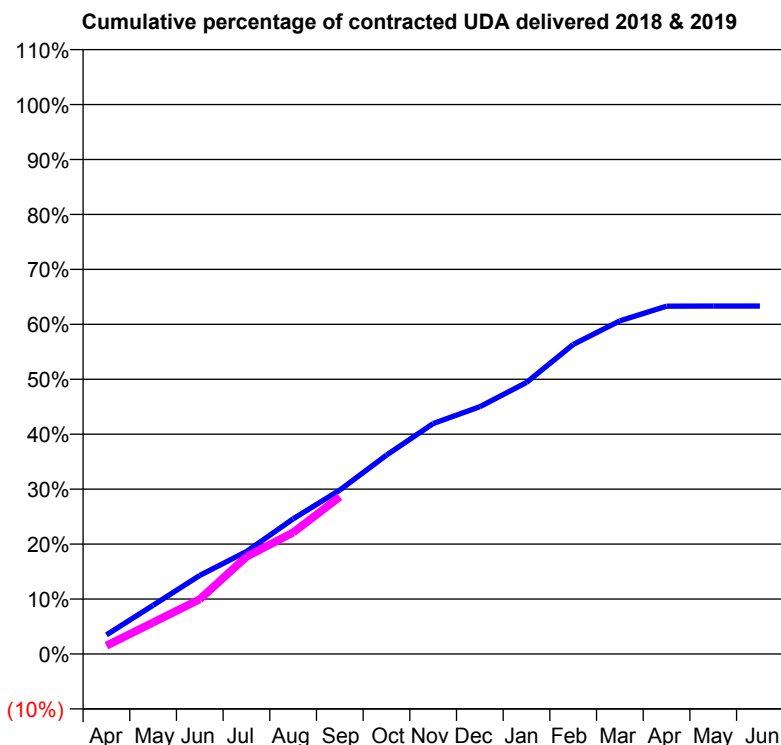
18/19 Contracted general activity (UDA)	16,553
Carry forward general activity (UDA)	0
18/19 Contracted orthodontic activity (UOA)	0
Carry forward orthodontic activity (UOA)	0
Baseline contract value	£532,841.15

ACCESS*

Patients seen in 24 months	Total	Change since previous quarter
Quarter ending September 2017	4,651	
Quarter ending December 2017	4,676	→
Quarter ending March 2018	4,618	↓
Quarter ending June 2018	4,710	→
Quarter ending September 2018	4,695	→
Variance since September 2017	0.9%	→



ACTIVITY



Month	Adjusted Scheduled Activity (UDA)	
	2018	2019
April	575	253
May	1,469	949
June	2,370	1,648
July	3,087	2,928
August	4,070	3,663
September	4,940	4,735
October	5,990	
November	6,945	
December	7,448	
January	8,182	
February	9,326	
March	10,038	
April	10,479	
May	10,483	
June	10,483	

QUALITY

	Quantity	Base Number	Contract	AT	Region	England
% of FP17s for the same patient ID Re-attending within 3 months - Children	44	825	5.3%	9.3%	12.2%	11.6%
% of FP17s for the same patient ID Re-attending within 3 months - Adults	236	2,476	9.5%	13.4%	15.8%	15.5%
% of FP17s for the same patient ID Re-attending between 3 & 9 months - Children	512	825	62.1%	60.3%	60.3%	58.8%
% of FP17s for the same patient ID Re-attending between 3 & 9 months - Adults	1,390	2,476	56.1%	54.5%	53.5%	51.1%
% of FP17s for Band 1 Urgent Courses	155	2,722	5.7%	7.2%	9.1%	9.0%
% of FP17s Relating to Free Repair or Replacements	29	2,722	1.1%	1.2%	1.0%	0.8%
% of FP17s Relating to Continuations	15	2,722	0.6%	1.1%	1.0%	0.9%
% of Patients satisfied with the dentistry they have received	3	4	N/A	94.2%	93.6%	93.3%
% of Patients satisfied with the time they had to wait for an appointment	4	4	N/A	88.8%	89.8%	88.9%

* This is based on patients treated on this contract for their most recent course of treatment. Figures in italics indicate the base number of FP17s or Patient Questionnaire responses are less than 100. N/A is shown where the base number of responses is less than 10 during the period. % is calculated as Quantity/Base number*100

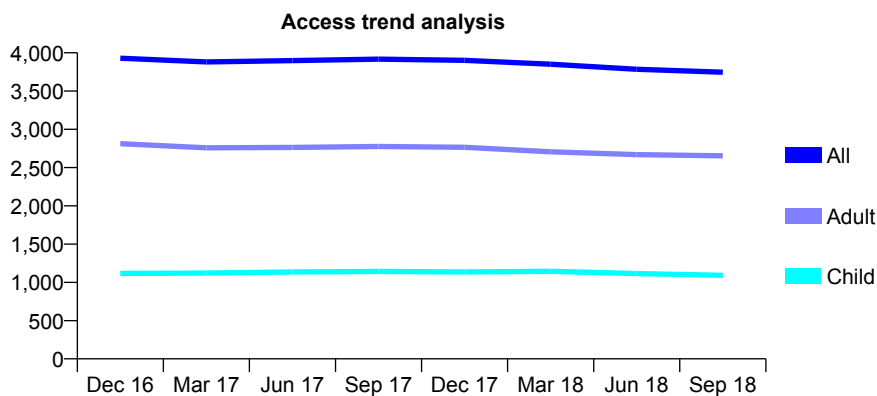
Q51 - Vital Signs At a Glance Contract Report for 175218/0004 - September 2018

Name or company name	Thompson & Thomas
Contract type name	GDS Contract
Purpose of contract	General
Contract start date	01/03/2012
Contract end date	

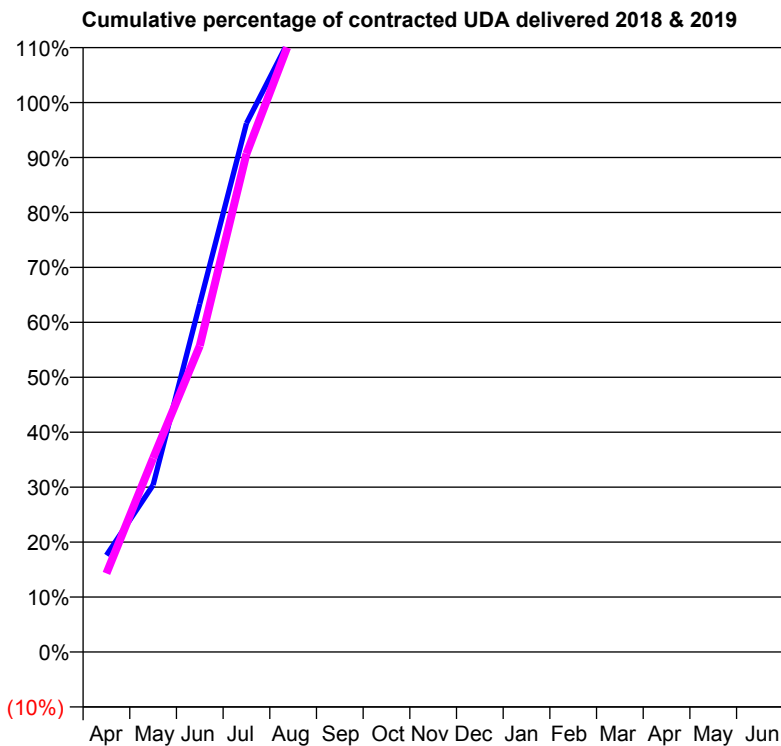
18/19 Contracted general activity (UDA)	2,558
Carry forward general activity (UDA)	0
18/19 Contracted orthodontic activity (UOA)	0
Carry forward orthodontic activity (UOA)	0
Baseline contract value	£255,443.76

ACCESS*

Patients seen in 24 months	Total	Change since previous quarter
Quarter ending September 2017	3,918	
Quarter ending December 2017	3,901	→
Quarter ending March 2018	3,851	↓
Quarter ending June 2018	3,784	↓
Quarter ending September 2018	3,746	↓
Variance since September 2017	(4.4%)	↓



ACTIVITY



Month	2018	2019
April	450	366
May	777	902
June	1,621	1,426
July	2,461	2,319
August	2,885	2,886
September	3,667	3,328
October	4,335	
November	4,822	
December	5,666	
January	6,059	
February	6,849	
March	7,636	
April	7,968	
May	7,983	
June	8,015	

QUALITY

	Quantity	Base Number	Contract	AT	Region	England
% of FP17s for the same patient ID Re-attending within 3 months - Children	23	726	3.2%	9.3%	12.2%	11.6%
% of FP17s for the same patient ID Re-attending within 3 months - Adults	155	1,717	9.0%	13.4%	15.8%	15.5%
% of FP17s for the same patient ID Re-attending between 3 & 9 months - Children	463	726	63.8%	60.3%	60.3%	58.8%
% of FP17s for the same patient ID Re-attending between 3 & 9 months - Adults	1,053	1,717	61.3%	54.5%	53.5%	51.1%
% of FP17s for Band 1 Urgent Courses	80	1,854	4.3%	7.2%	9.1%	9.0%
% of FP17s Relating to Free Repair or Replacements	18	1,854	1.0%	1.2%	1.0%	0.8%
% of FP17s Relating to Continuations	13	1,854	0.7%	1.1%	1.0%	0.9%
% of Patients satisfied with the dentistry they have received	3	4	N/A	94.2%	93.6%	93.3%
% of Patients satisfied with the time they had to wait for an appointment	3	4	N/A	88.8%	89.8%	88.9%

* This is based on patients treated on this contract for their most recent course of treatment. Figures in italics indicate the base number of FP17s or Patient Questionnaire responses are less than 100. N/A is shown where the base number of responses is less than 10 during the period. % is calculated as Quantity/Base number*100

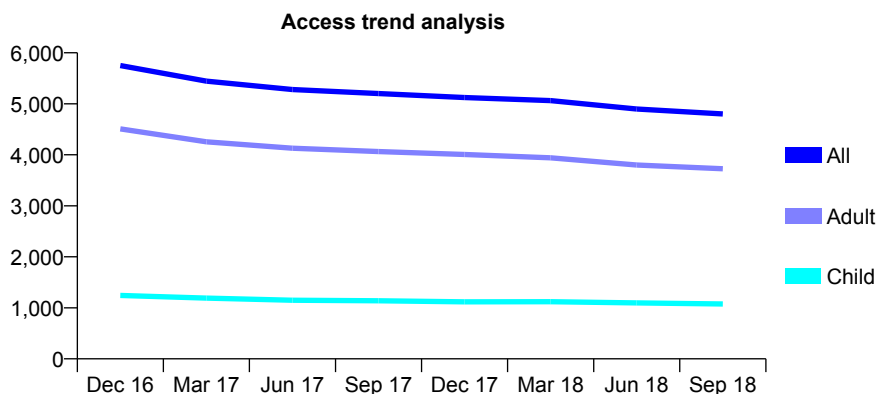
Q51 - Vital Signs At a Glance Contract Report for 175625/0001 - September 2018

Name or company name	Swinton Dental Practice
Contract type name	GDS Contract
Purpose of contract	General
Contract start date	30/07/2011
Contract end date	

18/19 Contracted general activity (UDA)	15,024
Carry forward general activity (UDA)	0
18/19 Contracted orthodontic activity (UOA)	0
Carry forward orthodontic activity (UOA)	0
Baseline contract value	£418,132.28

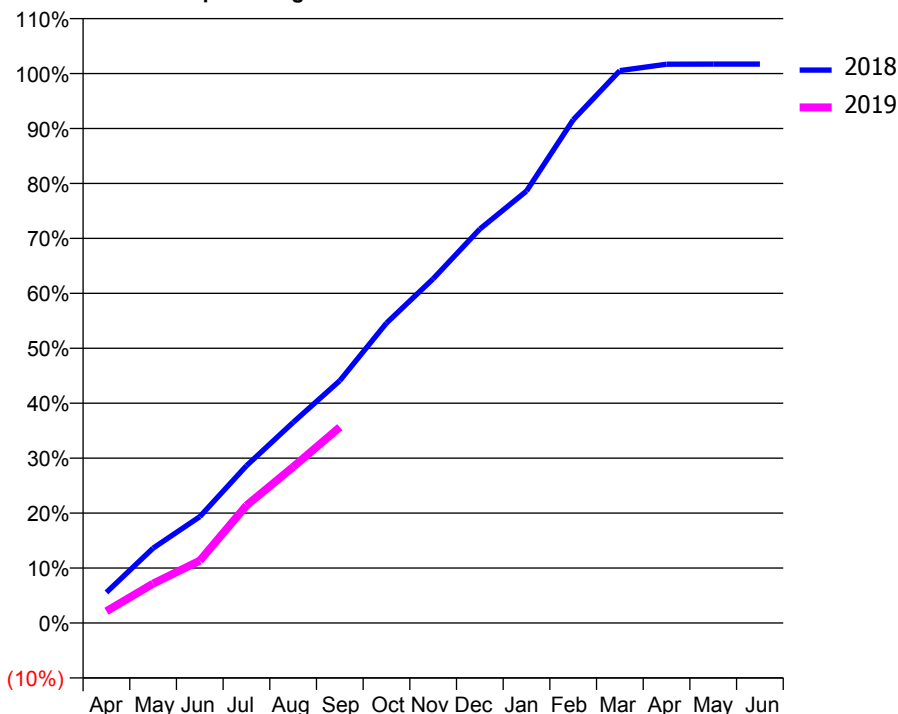
ACCESS*

Patients seen in 24 months	Total	Change since previous quarter
Quarter ending September 2017	5,201	
Quarter ending December 2017	5,124	↓
Quarter ending March 2018	5,062	↓
Quarter ending June 2018	4,898	↓
Quarter ending September 2018	4,801	↓
Variance since September 2017	(7.7%)	↓



ACTIVITY

Cumulative percentage of contracted UDA delivered 2018 & 2019



Adjusted Scheduled Activity (UDA)

Month	2018	2019
April	837	323
May	2,046	1,077
June	2,907	1,704
July	4,301	3,215
August	5,485	4,268
September	6,626	5,353
October	8,201	
November	9,413	
December	10,771	
January	11,811	
February	13,756	
March	15,103	
April	15,276	
May	15,280	
June	15,280	

QUALITY

	Quantity	Base Number	Contract	AT	Region	England
% of FP17s for the same patient ID Re-attending within 3 months - Children	34	817	4.2%	9.3%	12.2%	11.6%
% of FP17s for the same patient ID Re-attending within 3 months - Adults	210	2,273	9.2%	13.4%	15.8%	15.5%
% of FP17s for the same patient ID Re-attending between 3 & 9 months - Children	626	817	76.6%	60.3%	60.3%	58.8%
% of FP17s for the same patient ID Re-attending between 3 & 9 months - Adults	1,311	2,273	57.7%	54.5%	53.5%	51.1%
% of FP17s for Band 1 Urgent Courses	254	2,980	8.5%	7.2%	9.1%	9.0%
% of FP17s Relating to Free Repair or Replacements	59	2,980	2.0%	1.2%	1.0%	0.8%
% of FP17s Relating to Continuations	11	2,980	0.4%	1.1%	1.0%	0.9%
% of Patients satisfied with the dentistry they have received	5	5	N/A	94.2%	93.6%	93.3%
% of Patients satisfied with the time they had to wait for an appointment	4	5	N/A	88.8%	89.8%	88.9%

* This is based on patients treated on this contract for their most recent course of treatment. Figures in italics indicate the base number of FP17s or Patient Questionnaire responses are less than 100. N/A is shown where the base number of responses is less than 10 during the period. % is calculated as Quantity/Base number*100

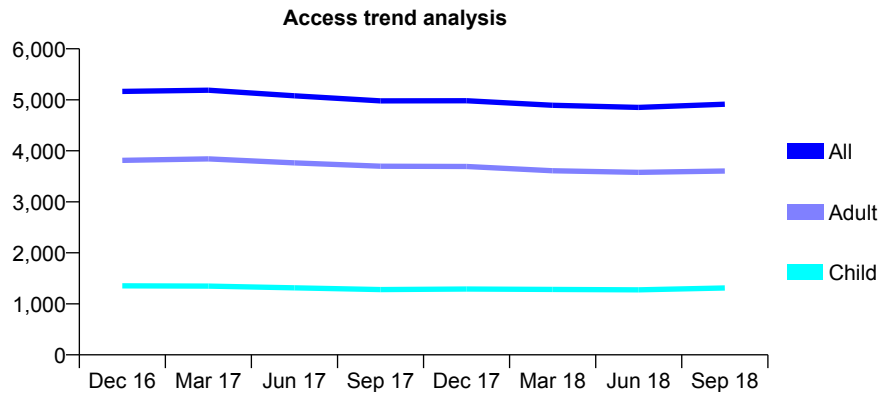
Q51 - Vital Signs At a Glance Contract Report for 177504/0001 - September 2018

Name or company name	Hurlfield Ltd
Contract type name	GDS Contract
Purpose of contract	General
Contract start date	05/10/2009
Contract end date	

18/19 Contracted general activity (UDA)	15,000
Carry forward general activity (UDA)	0
18/19 Contracted orthodontic activity (UOA)	0
Carry forward orthodontic activity (UOA)	0
Baseline contract value	£429,425.30

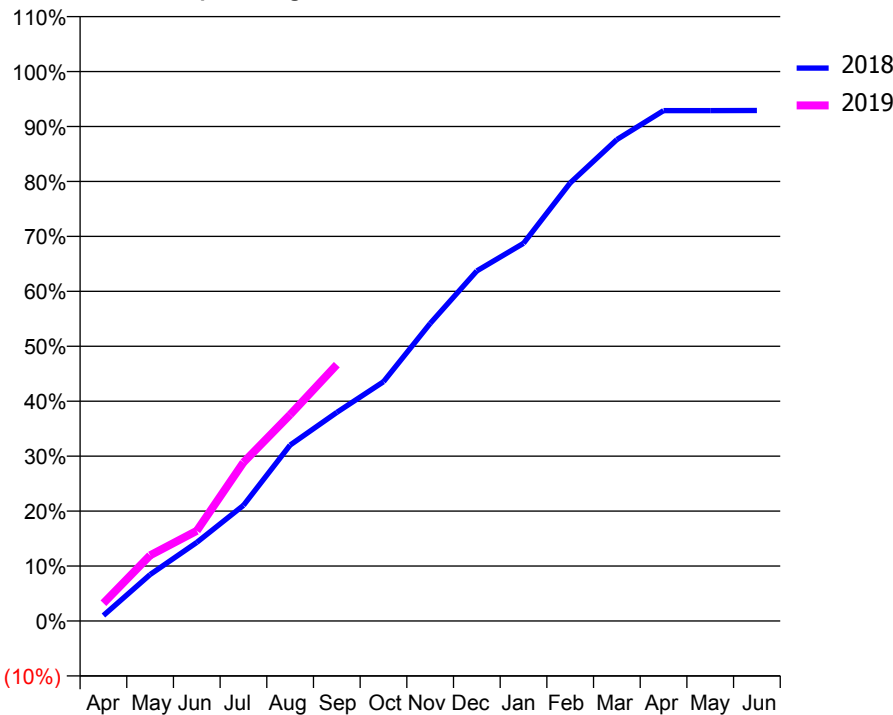
ACCESS*

Patients seen in 24 months	Total	Change since previous quarter
Quarter ending September 2017	4,979	
Quarter ending December 2017	4,983	→
Quarter ending March 2018	4,892	↓
Quarter ending June 2018	4,852	→
Quarter ending September 2018	4,914	→
Variance since September 2017	(1.3%)	↓



ACTIVITY

Cumulative percentage of contracted UDA delivered 2018 & 2019



Month	Adjusted Scheduled Activity (UDA)	
	2018	2019
April	152	486
May	1,267	1,792
June	2,147	2,462
July	3,158	4,331
August	4,805	5,632
September	5,694	7,000
October	6,533	
November	8,123	
December	9,556	
January	10,312	
February	11,959	
March	13,141	
April	13,932	
May	13,933	
June	13,935	

QUALITY

	Quantity	Base Number	Contract	AT	Region	England
% of FP17s for the same patient ID Re-attending within 3 months - Children	56	1,039	5.4%	9.3%	12.2%	11.6%
% of FP17s for the same patient ID Re-attending within 3 months - Adults	373	2,795	13.3%	13.4%	15.8%	15.5%
% of FP17s for the same patient ID Re-attending between 3 & 9 months - Children	594	1,039	57.2%	60.3%	60.3%	58.8%
% of FP17s for the same patient ID Re-attending between 3 & 9 months - Adults	1,417	2,795	50.7%	54.5%	53.5%	51.1%
% of FP17s for Band 1 Urgent Courses	198	3,475	5.7%	7.2%	9.1%	9.0%
% of FP17s Relating to Free Repair or Replacements	57	3,475	1.6%	1.2%	1.0%	0.8%
% of FP17s Relating to Continuations	52	3,475	1.5%	1.1%	1.0%	0.9%
% of Patients satisfied with the dentistry they have received	4	5	N/A	94.2%	93.6%	93.3%
% of Patients satisfied with the time they had to wait for an appointment	5	5	N/A	88.8%	89.8%	88.9%

* This is based on patients treated on this contract for their most recent course of treatment. Figures in italics indicate the base number of FP17s or Patient Questionnaire responses are less than 100. N/A is shown where the base number of responses is less than 10 during the period. % is calculated as Quantity/Base number*100

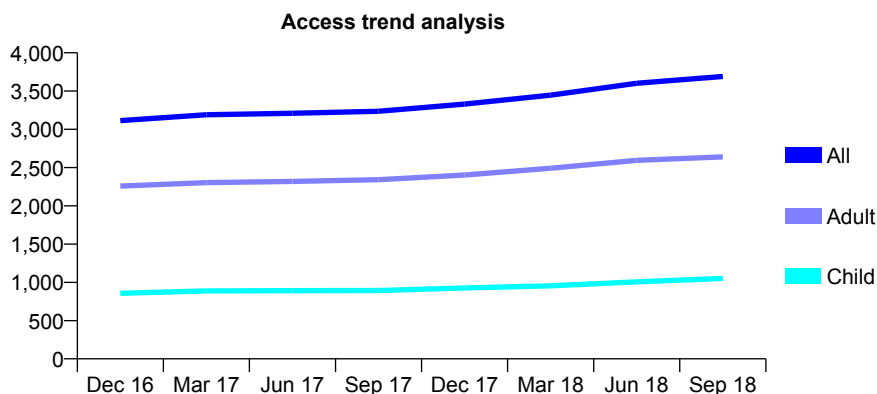
Q51 - Vital Signs At a Glance Contract Report for 180912/0001 - September 2018

Name or company name	Galer Farrer
Contract type name	GDS Contract
Purpose of contract	General
Contract start date	01/09/2009
Contract end date	

18/19 Contracted general activity (UDA)	9,649
Carry forward general activity (UDA)	0
18/19 Contracted orthodontic activity (UOA)	0
Carry forward orthodontic activity (UOA)	0
Baseline contract value	£318,624.00

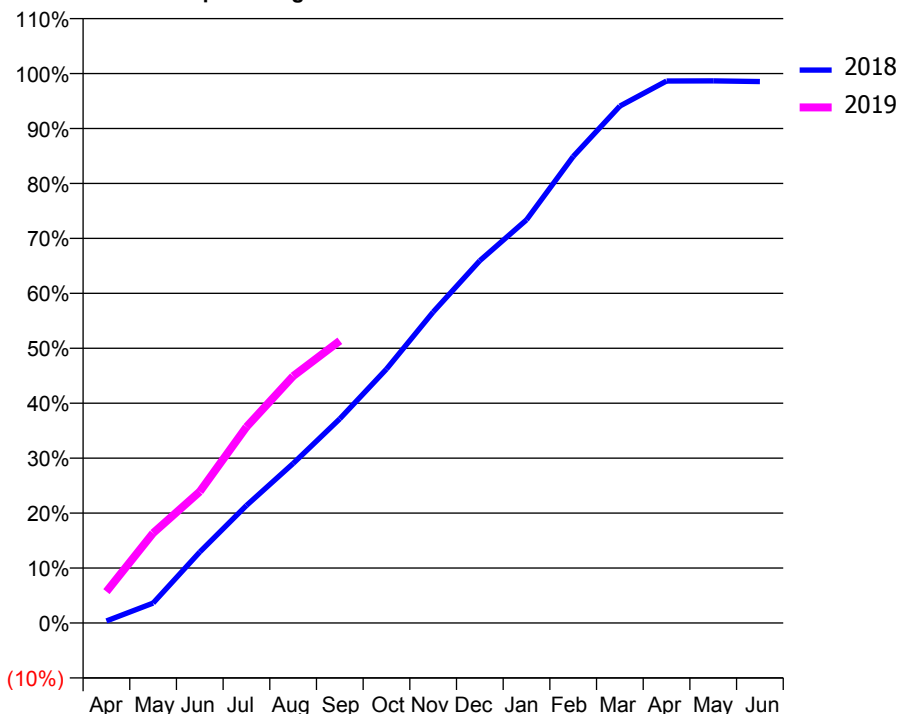
ACCESS*

Patients seen in 24 months	Total	Change since previous quarter
Quarter ending September 2017	3,236	
Quarter ending December 2017	3,329	↑
Quarter ending March 2018	3,446	↑
Quarter ending June 2018	3,602	↑
Quarter ending September 2018	3,691	↑
Variance since September 2017	14.1%	↑



ACTIVITY

Cumulative percentage of contracted UDA delivered 2018 & 2019



Month	Adjusted Scheduled Activity (UDA)	
	2018	2019
April	37	550
May	350	1,578
June	1,246	2,307
July	2,065	3,443
August	2,802	4,334
September	3,586	4,955
October	4,460	
November	5,462	
December	6,363	
January	7,080	
February	8,192	
March	9,077	
April	9,518	
May	9,519	
June	9,507	

QUALITY

	Quantity	Base Number	Contract	AT	Region	England
% of FP17s for the same patient ID Re-attending within 3 months - Children	72	889	8.1%	9.3%	12.2%	11.6%
% of FP17s for the same patient ID Re-attending within 3 months - Adults	209	1,892	11.0%	13.4%	15.8%	15.5%
% of FP17s for the same patient ID Re-attending between 3 & 9 months - Children	573	889	64.5%	60.3%	60.3%	58.8%
% of FP17s for the same patient ID Re-attending between 3 & 9 months - Adults	1,056	1,892	55.8%	54.5%	53.5%	51.1%
% of FP17s for Band 1 Urgent Courses	124	2,567	4.8%	7.2%	9.1%	9.0%
% of FP17s Relating to Free Repair or Replacements	31	2,567	1.2%	1.2%	1.0%	0.8%
% of FP17s Relating to Continuations	15	2,567	0.6%	1.1%	1.0%	0.9%
% of Patients satisfied with the dentistry they have received	4	4	N/A	94.2%	93.6%	93.3%
% of Patients satisfied with the time they had to wait for an appointment	3	4	N/A	88.8%	89.8%	88.9%

* This is based on patients treated on this contract for their most recent course of treatment. Figures in italics indicate the base number of FP17s or Patient Questionnaire responses are less than 100. N/A is shown where the base number of responses is less than 10 during the period. % is calculated as Quantity/Base number*100

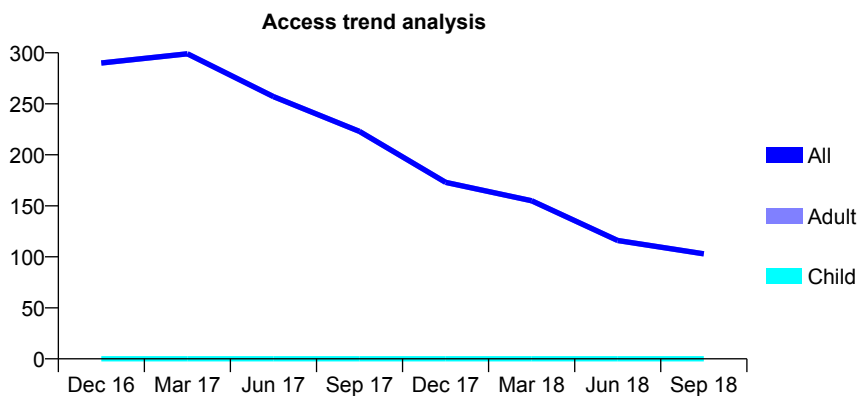
Q51 - Vital Signs At a Glance Contract Report for 180912/0002 - September 2018

Name or company name	Galer Farrer
Contract type name	GDS Contract
Purpose of contract	General
Contract start date	01/09/2009
Contract end date	

18/19 Contracted general activity (UDA)	788
Carry forward general activity (UDA)	0
18/19 Contracted orthodontic activity (UOA)	0
Carry forward orthodontic activity (UOA)	0
Baseline contract value	£47,936.47

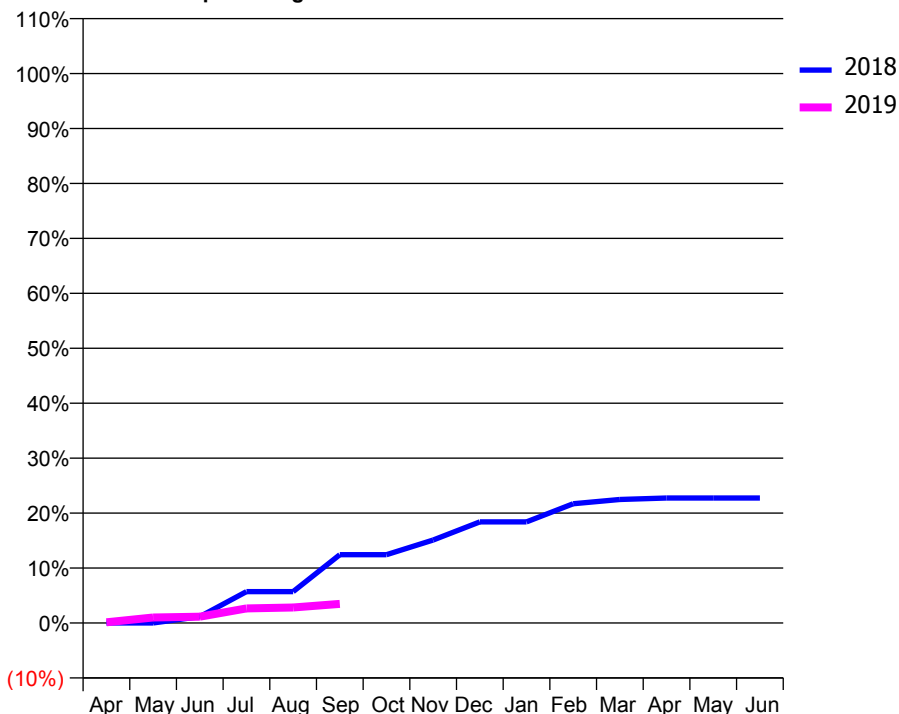
ACCESS*

Patients seen in 24 months	Total	Change since previous quarter
Quarter ending September 2017	223	
Quarter ending December 2017	173	↓
Quarter ending March 2018	155	↓
Quarter ending June 2018	116	↓
Quarter ending September 2018	103	↓
Variance since September 2017	(53.8%)	↓



ACTIVITY

Cumulative percentage of contracted UDA delivered 2018 & 2019



Adjusted Scheduled Activity (UDA)

Month	2018	2019
April	0	1
May	0	8
June	9	9
July	45	21
August	45	22
September	98	27
October	98	
November	119	
December	145	
January	145	
February	171	
March	177	
April	179	
May	179	
June	179	

QUALITY

	Quantity	Base Number	Contract	AT	Region	England
% of FP17s for the same patient ID Re-attending within 3 months - Children	0	0	N/A	9.3%	12.2%	11.6%
% of FP17s for the same patient ID Re-attending within 3 months - Adults	1	15	6.7%	13.4%	15.8%	15.5%
% of FP17s for the same patient ID Re-attending between 3 & 9 months - Children	0	0	N/A	60.3%	60.3%	58.8%
% of FP17s for the same patient ID Re-attending between 3 & 9 months - Adults	0	15	0.0%	54.5%	53.5%	51.1%
% of FP17s for Band 1 Urgent Courses	2	13	15.4%	7.2%	9.1%	9.0%
% of FP17s Relating to Free Repair or Replacements	0	13	0.0%	1.2%	1.0%	0.8%
% of FP17s Relating to Continuations	0	13	0.0%	1.1%	1.0%	0.9%
% of Patients satisfied with the dentistry they have received	0	0	N/A	94.2%	93.6%	93.3%
% of Patients satisfied with the time they had to wait for an appointment	0	0	N/A	88.8%	89.8%	88.9%

* This is based on patients treated on this contract for their most recent course of treatment. Figures in italics indicate the base number of FP17s or Patient Questionnaire responses are less than 100. N/A is shown where the base number of responses is less than 10 during the period. % is calculated as Quantity/Base number*100

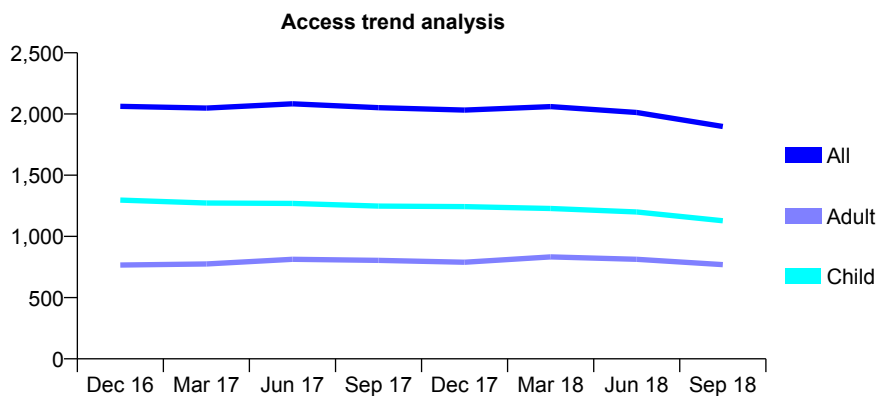
Q51 - Vital Signs At a Glance Contract Report for 181196/0007 - September 2018

Name or company name	Rotherham NHS Foundation Trust
Contract type name	PDS Contract
Purpose of contract	General
Contract start date	01/04/2011
Contract end date	30/09/2018

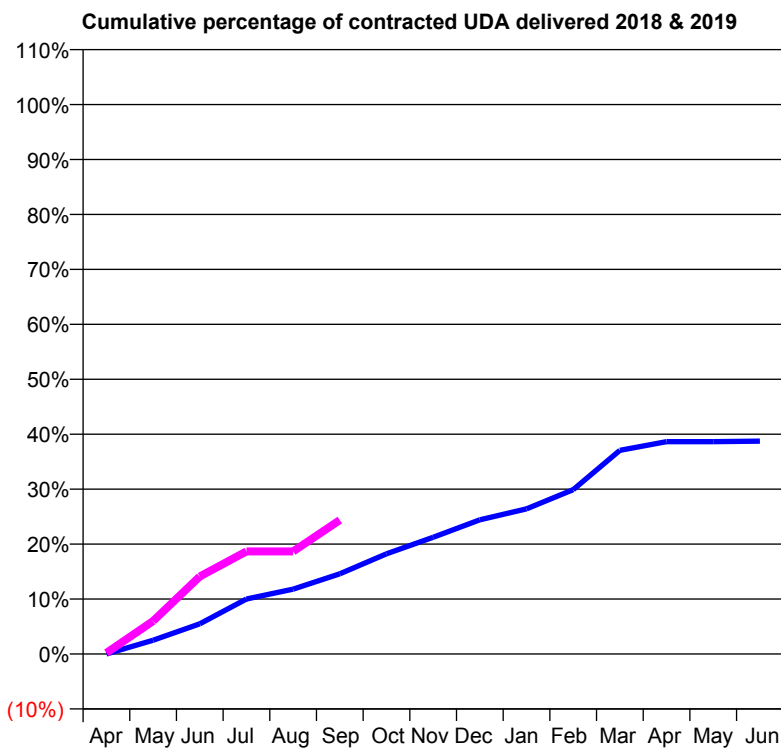
18/19 Contracted general activity (UDA)	4,500
Carry forward general activity (UDA)	0
18/19 Contracted orthodontic activity (UOA)	0
Carry forward orthodontic activity (UOA)	0
Baseline contract value	£397,505.63

ACCESS*

Patients seen in 24 months	Total	Change since previous quarter
Quarter ending September 2017	2,052	
Quarter ending December 2017	2,032	→
Quarter ending March 2018	2,061	→
Quarter ending June 2018	2,013	↓
Quarter ending September 2018	1,898	↓
Variance since September 2017	(7.5%)	↓



ACTIVITY



Adjusted Scheduled Activity (UDA)		
Month	2018	2019
April	0	9
May	227	270
June	494	635
July	902	840
August	1,063	840
September	1,313	1,097
October	1,641	
November	1,912	
December	2,199	
January	2,377	
February	2,692	
March	3,335	
April	3,477	
May	3,477	
June	3,487	

QUALITY

	Quantity	Base Number	Contract	AT	Region	England
% of FP17s for the same patient ID Re-attending within 3 months - Children	29	562	5.2%	9.3%	12.2%	11.6%
% of FP17s for the same patient ID Re-attending within 3 months - Adults	14	255	5.5%	13.4%	15.8%	15.5%
% of FP17s for the same patient ID Re-attending between 3 & 9 months - Children	304	562	54.1%	60.3%	60.3%	58.8%
% of FP17s for the same patient ID Re-attending between 3 & 9 months - Adults	127	255	49.8%	54.5%	53.5%	51.1%
% of FP17s for Band 1 Urgent Courses	15	712	2.1%	7.2%	9.1%	9.0%
% of FP17s Relating to Free Repair or Replacements	0	712	0.0%	1.2%	1.0%	0.8%
% of FP17s Relating to Continuations	0	712	0.0%	1.1%	1.0%	0.9%
% of Patients satisfied with the dentistry they have received	0	0	N/A	94.2%	93.6%	93.3%
% of Patients satisfied with the time they had to wait for an appointment	0	0	N/A	88.8%	89.8%	88.9%

* This is based on patients treated on this contract for their most recent course of treatment. Figures in italics indicate the base number of FP17s or Patient Questionnaire responses are less than 100. N/A is shown where the base number of responses is less than 10 during the period. % is calculated as Quantity/Base number*100

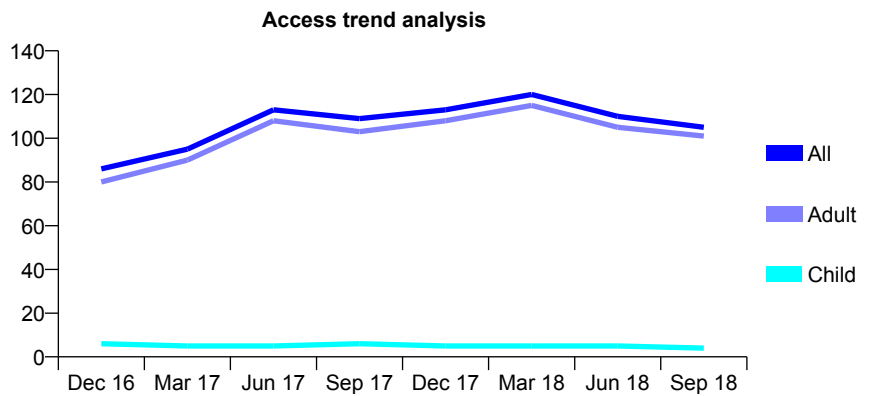
Q51 - Vital Signs At a Glance Contract Report for 181196/0008 - September 2018

Name or company name	Rotherham NHS Foundation Trust
Contract type name	PDS Contract
Purpose of contract	General
Contract start date	01/04/2011
Contract end date	30/09/2018

18/19 Contracted general activity (UDA)	300
Carry forward general activity (UDA)	0
18/19 Contracted orthodontic activity (UOA)	0
Carry forward orthodontic activity (UOA)	0
Baseline contract value	£26,500.38

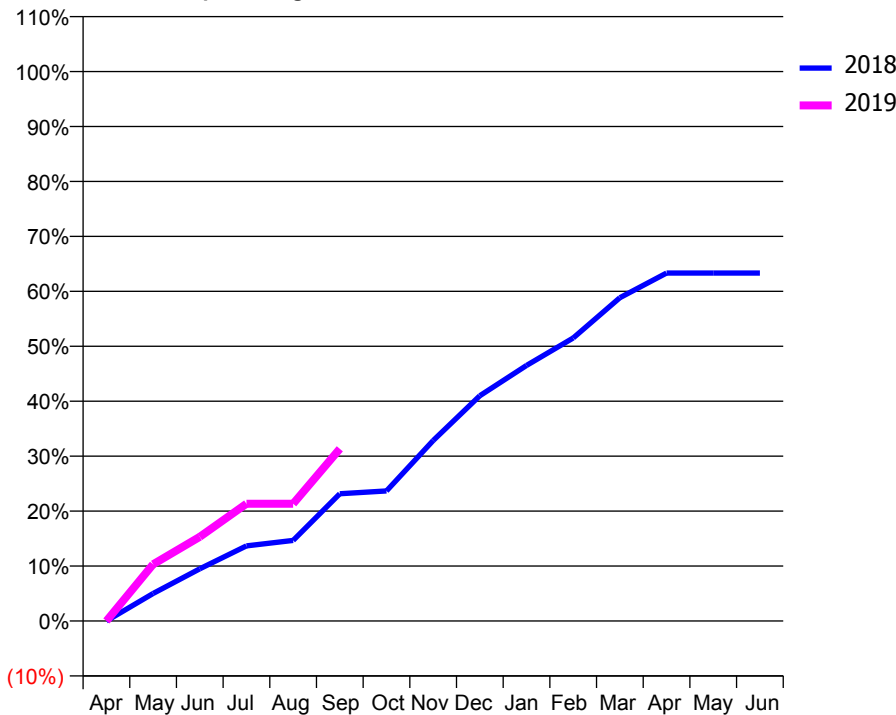
ACCESS*

Patients seen in 24 months	Total	Change since previous quarter
Quarter ending September 2017	109	
Quarter ending December 2017	113	↑
Quarter ending March 2018	120	↑
Quarter ending June 2018	110	↓
Quarter ending September 2018	105	↓
Variance since September 2017	(3.7%)	↓



ACTIVITY

Cumulative percentage of contracted UDA delivered 2018 & 2019



Month	Adjusted Scheduled Activity (UDA)	
	2018	2019
April	0	0
May	30	31
June	57	46
July	82	64
August	88	64
September	139	94
October	142	
November	197	
December	246	
January	279	
February	309	
March	353	
April	380	
May	380	
June	380	

QUALITY

	Quantity	Base Number	Contract	AT	Region	England
% of FP17s for the same patient ID Re-attending within 3 months - Children	0	3	0.0%	9.3%	12.2%	11.6%
% of FP17s for the same patient ID Re-attending within 3 months - Adults	0	38	0.0%	13.4%	15.8%	15.5%
% of FP17s for the same patient ID Re-attending between 3 & 9 months - Children	0	3	0.0%	60.3%	60.3%	58.8%
% of FP17s for the same patient ID Re-attending between 3 & 9 months - Adults	0	38	0.0%	54.5%	53.5%	51.1%
% of FP17s for Band 1 Urgent Courses	0	32	0.0%	7.2%	9.1%	9.0%
% of FP17s Relating to Free Repair or Replacements	0	32	0.0%	1.2%	1.0%	0.8%
% of FP17s Relating to Continuations	0	32	0.0%	1.1%	1.0%	0.9%
% of Patients satisfied with the dentistry they have received	0	0	N/A	94.2%	93.6%	93.3%
% of Patients satisfied with the time they had to wait for an appointment	0	0	N/A	88.8%	89.8%	88.9%

* This is based on patients treated on this contract for their most recent course of treatment. Figures in italics indicate the base number of FP17s or Patient Questionnaire responses are less than 100. N/A is shown where the base number of responses is less than 10 during the period. % is calculated as Quantity/Base number*100

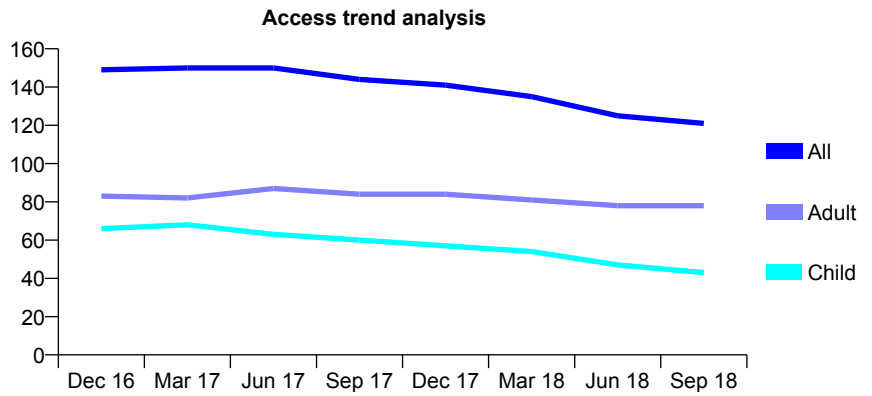
Q51 - Vital Signs At a Glance Contract Report for 181196/0009 - September 2018

Name or company name	Rotherham NHS Foundation Trust
Contract type name	PDS Contract
Purpose of contract	General
Contract start date	01/04/2011
Contract end date	30/09/2018

18/19 Contracted general activity (UDA)	300
Carry forward general activity (UDA)	0
18/19 Contracted orthodontic activity (UOA)	0
Carry forward orthodontic activity (UOA)	0
Baseline contract value	£26,500.38

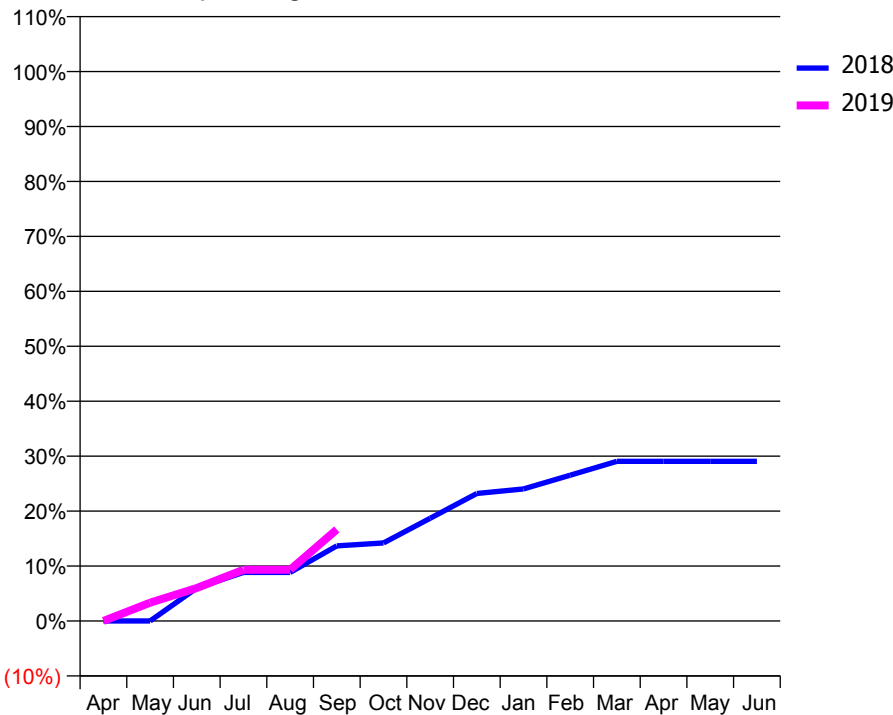
ACCESS*

Patients seen in 24 months	Total	Change since previous quarter
Quarter ending September 2017	144	
Quarter ending December 2017	141	↓
Quarter ending March 2018	135	↓
Quarter ending June 2018	125	↓
Quarter ending September 2018	121	↓
Variance since September 2017	(16.0%)	↓



ACTIVITY

Cumulative percentage of contracted UDA delivered 2018 & 2019



Month	Adjusted Scheduled Activity (UDA)	
	2018	2019
April	0	0
May	0	10
June	36	18
July	53	28
August	53	28
September	82	50
October	85	
November	112	
December	139	
January	144	
February	159	
March	174	
April	174	
May	174	
June	174	

QUALITY

	Quantity	Base Number	Contract	AT	Region	England
% of FP17s for the same patient ID Re-attending within 3 months - Children	0	17	0.0%	9.3%	12.2%	11.6%
% of FP17s for the same patient ID Re-attending within 3 months - Adults	0	26	0.0%	13.4%	15.8%	15.5%
% of FP17s for the same patient ID Re-attending between 3 & 9 months - Children	11	17	64.7%	60.3%	60.3%	58.8%
% of FP17s for the same patient ID Re-attending between 3 & 9 months - Adults	17	26	65.4%	54.5%	53.5%	51.1%
% of FP17s for Band 1 Urgent Courses	0	42	0.0%	7.2%	9.1%	9.0%
% of FP17s Relating to Free Repair or Replacements	0	42	0.0%	1.2%	1.0%	0.8%
% of FP17s Relating to Continuations	0	42	0.0%	1.1%	1.0%	0.9%
% of Patients satisfied with the dentistry they have received	0	0	N/A	94.2%	93.6%	93.3%
% of Patients satisfied with the time they had to wait for an appointment	0	0	N/A	88.8%	89.8%	88.9%

* This is based on patients treated on this contract for their most recent course of treatment. Figures in italics indicate the base number of FP17s or Patient Questionnaire responses are less than 100. N/A is shown where the base number of responses is less than 10 during the period. % is calculated as Quantity/Base number*100

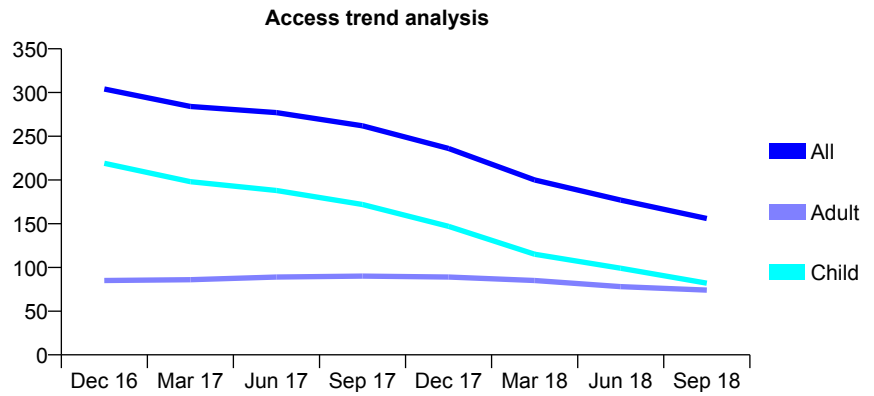
Q51 - Vital Signs At a Glance Contract Report for 181196/0010 - September 2018

Name or company name	Rotherham NHS Foundation Trust
Contract type name	PDS Contract
Purpose of contract	General
Contract start date	01/04/2011
Contract end date	30/09/2018

18/19 Contracted general activity (UDA)	400
Carry forward general activity (UDA)	0
18/19 Contracted orthodontic activity (UOA)	0
Carry forward orthodontic activity (UOA)	0
Baseline contract value	£35,333.84

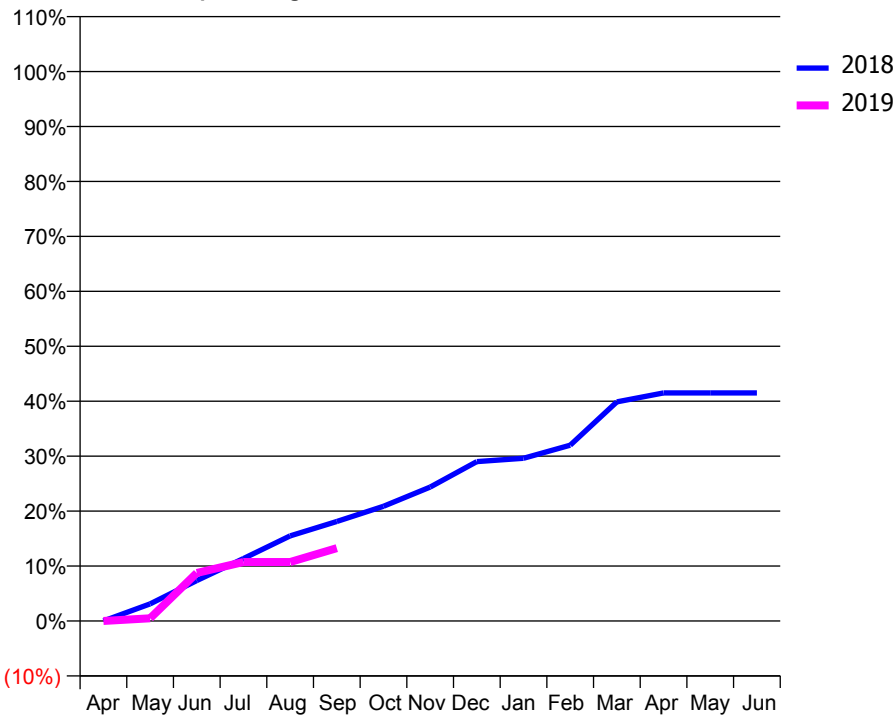
ACCESS*

Patients seen in 24 months	Total	Change since previous quarter
Quarter ending September 2017	262	
Quarter ending December 2017	236	↓
Quarter ending March 2018	200	↓
Quarter ending June 2018	177	↓
Quarter ending September 2018	156	↓
Variance since September 2017	(40.5%)	↓



ACTIVITY

Cumulative percentage of contracted UDA delivered 2018 & 2019



Month	Adjusted Scheduled Activity (UDA)	
	2018	2019
April	0	0
May	25	2
June	59	35
July	91	43
August	124	43
September	145	53
October	167	
November	195	
December	232	
January	237	
February	256	
March	319	
April	332	
May	332	
June	332	

QUALITY

	Quantity	Base Number	Contract	AT	Region	England
% of FP17s for the same patient ID Re-attending within 3 months - Children	0	31	0.0%	9.3%	12.2%	11.6%
% of FP17s for the same patient ID Re-attending within 3 months - Adults	1	31	3.2%	13.4%	15.8%	15.5%
% of FP17s for the same patient ID Re-attending between 3 & 9 months - Children	19	31	61.3%	60.3%	60.3%	58.8%
% of FP17s for the same patient ID Re-attending between 3 & 9 months - Adults	25	31	80.6%	54.5%	53.5%	51.1%
% of FP17s for Band 1 Urgent Courses	0	49	0.0%	7.2%	9.1%	9.0%
% of FP17s Relating to Free Repair or Replacements	0	49	0.0%	1.2%	1.0%	0.8%
% of FP17s Relating to Continuations	0	49	0.0%	1.1%	1.0%	0.9%
% of Patients satisfied with the dentistry they have received	0	0	N/A	94.2%	93.6%	93.3%
% of Patients satisfied with the time they had to wait for an appointment	0	0	N/A	88.8%	89.8%	88.9%

* This is based on patients treated on this contract for their most recent course of treatment. Figures in italics indicate the base number of FP17s or Patient Questionnaire responses are less than 100. N/A is shown where the base number of responses is less than 10 during the period. % is calculated as Quantity/Base number*100

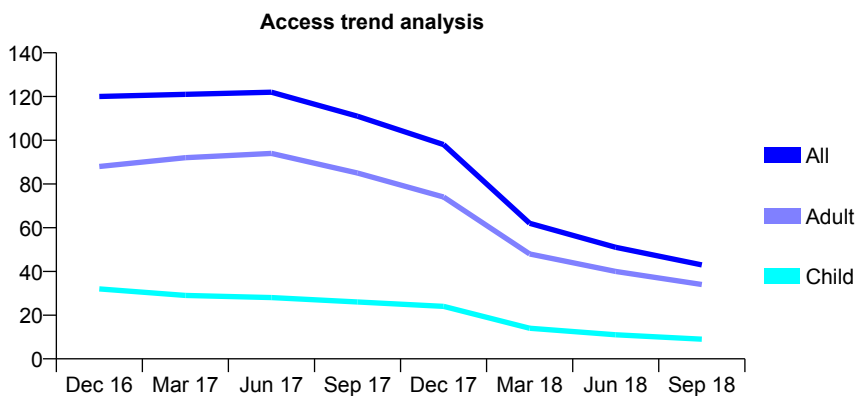
Q51 - Vital Signs At a Glance Contract Report for 181196/0011 - September 2018

Name or company name	Rotherham NHS Foundation Trust
Contract type name	PDS Contract
Purpose of contract	General
Contract start date	01/04/2011
Contract end date	30/09/2018

18/19 Contracted general activity (UDA)	200
Carry forward general activity (UDA)	0
18/19 Contracted orthodontic activity (UOA)	0
Carry forward orthodontic activity (UOA)	0
Baseline contract value	£17,666.92

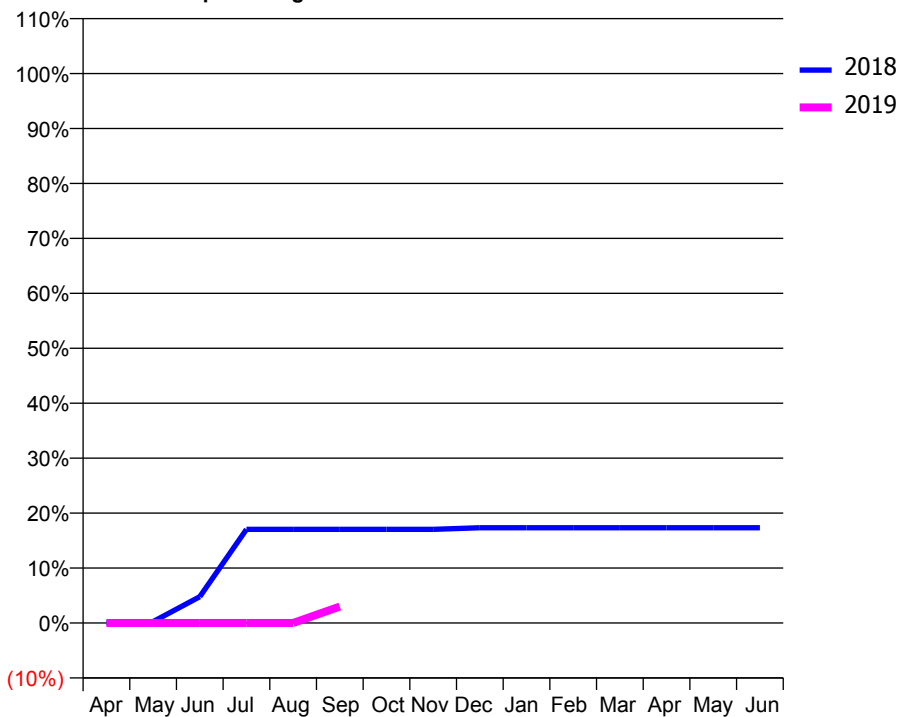
ACCESS*

Patients seen in 24 months	Total	Change since previous quarter
Quarter ending September 2017	111	
Quarter ending December 2017	98	↓
Quarter ending March 2018	62	↓
Quarter ending June 2018	51	↓
Quarter ending September 2018	43	↓
Variance since September 2017	(61.3%)	↓



ACTIVITY

Cumulative percentage of contracted UDA delivered 2018 & 2019



Adjusted Scheduled Activity (UDA)

Month	2018	2019
April	0	0
May	1	0
June	19	0
July	68	0
August	68	0
September	68	6
October	68	
November	68	
December	69	
January	69	
February	69	
March	69	
April	69	
May	69	
June	69	

QUALITY

	Quantity	Base Number	Contract	AT	Region	England
% of FP17s for the same patient ID Re-attending within 3 months - Children	0	0	N/A	9.3%	12.2%	11.6%
% of FP17s for the same patient ID Re-attending within 3 months - Adults	0	6	0.0%	13.4%	15.8%	15.5%
% of FP17s for the same patient ID Re-attending between 3 & 9 months - Children	0	0	N/A	60.3%	60.3%	58.8%
% of FP17s for the same patient ID Re-attending between 3 & 9 months - Adults	0	6	0.0%	54.5%	53.5%	51.1%
% of FP17s for Band 1 Urgent Courses	0	6	0.0%	7.2%	9.1%	9.0%
% of FP17s Relating to Free Repair or Replacements	0	6	0.0%	1.2%	1.0%	0.8%
% of FP17s Relating to Continuations	0	6	0.0%	1.1%	1.0%	0.9%
% of Patients satisfied with the dentistry they have received	0	0	N/A	94.2%	93.6%	93.3%
% of Patients satisfied with the time they had to wait for an appointment	0	0	N/A	88.8%	89.8%	88.9%

* This is based on patients treated on this contract for their most recent course of treatment. Figures in italics indicate the base number of FP17s or Patient Questionnaire responses are less than 100. N/A is shown where the base number of responses is less than 10 during the period. % is calculated as Quantity/Base number*100

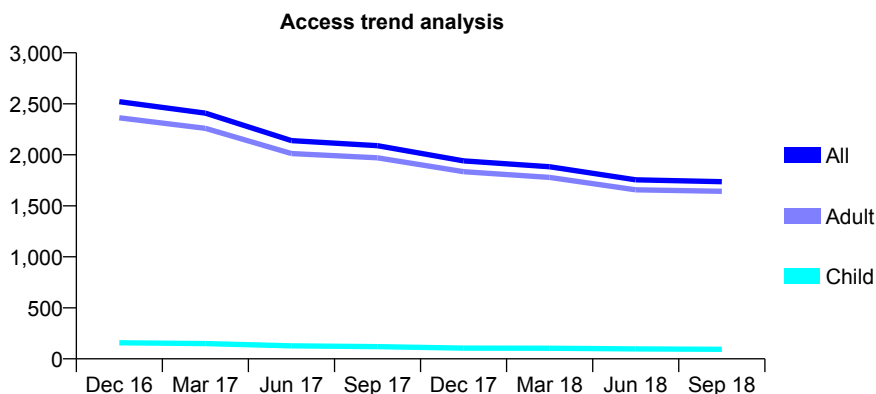
Q51 - Vital Signs At a Glance Contract Report for 181196/0012 - September 2018

Name or company name	Rotherham NHS Foundation Trust
Contract type name	PDS Contract
Purpose of contract	General
Contract start date	01/04/2011
Contract end date	31/03/2019

18/19 Contracted general activity (UDA)	10,160
Carry forward general activity (UDA)	0
18/19 Contracted orthodontic activity (UOA)	0
Carry forward orthodontic activity (UOA)	0
Baseline contract value	£916,105.89

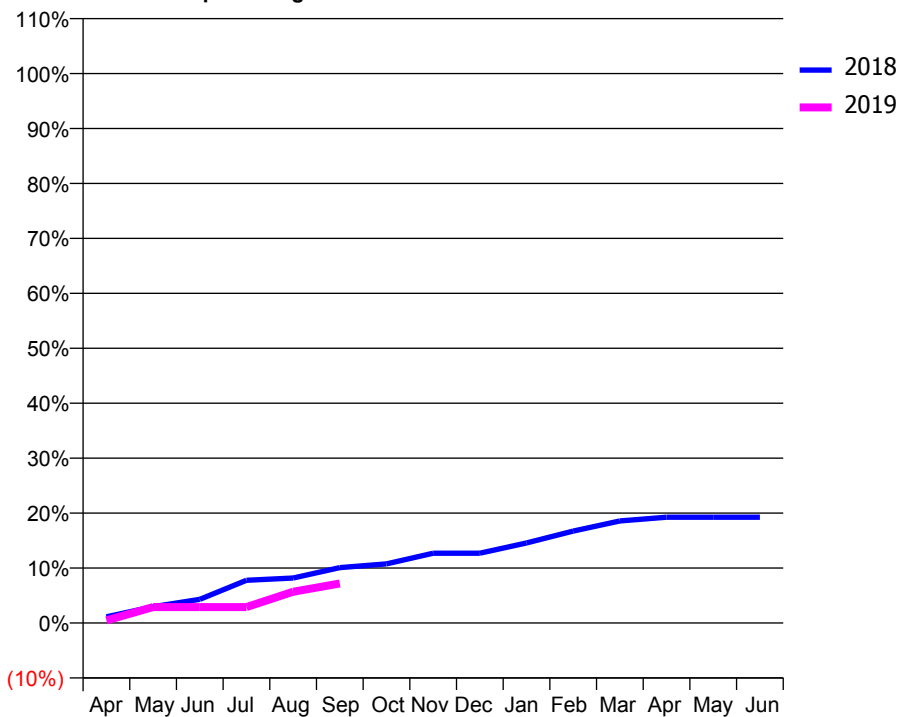
ACCESS*

Patients seen in 24 months	Total	Change since previous quarter
Quarter ending September 2017	2,089	
Quarter ending December 2017	1,940	↓
Quarter ending March 2018	1,883	↓
Quarter ending June 2018	1,755	↓
Quarter ending September 2018	1,736	↓
Variance since September 2017	(16.9%)	↓



ACTIVITY

Cumulative percentage of contracted UDA delivered 2018 & 2019



Adjusted Scheduled Activity (UDA)

Month	2018	2019
April	115	49
May	301	296
June	438	296
July	790	296
August	833	578
September	1,023	731
October	1,092	
November	1,291	
December	1,291	
January	1,480	
February	1,701	
March	1,888	
April	1,955	
May	1,955	
June	1,955	

QUALITY

	Quantity	Base Number	Contract	AT	Region	England
% of FP17s for the same patient ID Re-attending within 3 months - Children	2	29	6.9%	9.3%	12.2%	11.6%
% of FP17s for the same patient ID Re-attending within 3 months - Adults	17	613	2.8%	13.4%	15.8%	15.5%
% of FP17s for the same patient ID Re-attending between 3 & 9 months - Children	0	29	0.0%	60.3%	60.3%	58.8%
% of FP17s for the same patient ID Re-attending between 3 & 9 months - Adults	10	613	1.6%	54.5%	53.5%	51.1%
% of FP17s for Band 1 Urgent Courses	561	576	97.4%	7.2%	9.1%	9.0%
% of FP17s Relating to Free Repair or Replacements	0	576	0.0%	1.2%	1.0%	0.8%
% of FP17s Relating to Continuations	0	576	0.0%	1.1%	1.0%	0.9%
% of Patients satisfied with the dentistry they have received	0	0	N/A	94.2%	93.6%	93.3%
% of Patients satisfied with the time they had to wait for an appointment	0	0	N/A	88.8%	89.8%	88.9%

* This is based on patients treated on this contract for their most recent course of treatment. Figures in italics indicate the base number of FP17s or Patient Questionnaire responses are less than 100. N/A is shown where the base number of responses is less than 10 during the period. % is calculated as Quantity/Base number*100

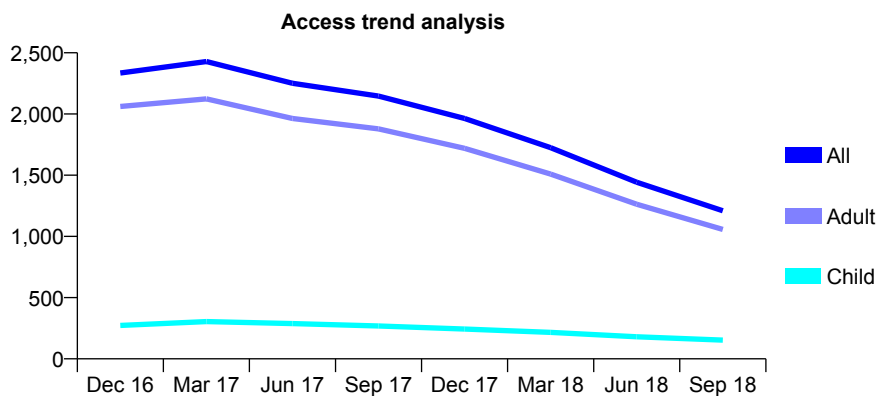
Q51 - Vital Signs At a Glance Contract Report for 181196/0013 - September 2018

Name or company name	Rotherham NHS Foundation Trust
Contract type name	PDS Contract
Purpose of contract	General
Contract start date	01/04/2011
Contract end date	31/03/2019

18/19 Contracted general activity (UDA)	5,900
Carry forward general activity (UDA)	0
18/19 Contracted orthodontic activity (UOA)	0
Carry forward orthodontic activity (UOA)	0
Baseline contract value	£488,384.83

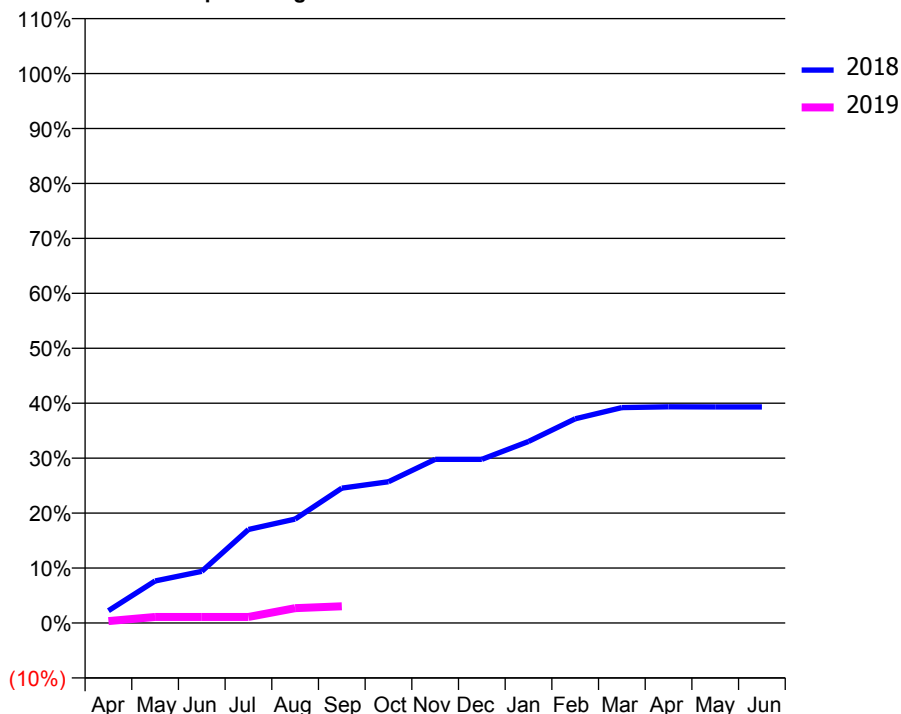
ACCESS*

Patients seen in 24 months	Total	Change since previous quarter
Quarter ending September 2017	2,147	
Quarter ending December 2017	1,963	↓
Quarter ending March 2018	1,725	↓
Quarter ending June 2018	1,443	↓
Quarter ending September 2018	1,210	↓
Variance since September 2017	(43.6%)	↓



ACTIVITY

Cumulative percentage of contracted UDA delivered 2018 & 2019



Adjusted Scheduled Activity (UDA)

Month	2018	2019
April	132	20
May	451	65
June	554	65
July	1,004	65
August	1,117	160
September	1,448	179
October	1,517	
November	1,757	
December	1,757	
January	1,949	
February	2,193	
March	2,314	
April	2,322	
May	2,321	
June	2,321	

QUALITY

	Quantity	Base Number	Contract	AT	Region	England
% of FP17s for the same patient ID Re-attending within 3 months - Children	0	25	0.0%	9.3%	12.2%	11.6%
% of FP17s for the same patient ID Re-attending within 3 months - Adults	0	127	0.0%	13.4%	15.8%	15.5%
% of FP17s for the same patient ID Re-attending between 3 & 9 months - Children	0	25	0.0%	60.3%	60.3%	58.8%
% of FP17s for the same patient ID Re-attending between 3 & 9 months - Adults	0	127	0.0%	54.5%	53.5%	51.1%
% of FP17s for Band 1 Urgent Courses	142	145	97.9%	7.2%	9.1%	9.0%
% of FP17s Relating to Free Repair or Replacements	0	145	0.0%	1.2%	1.0%	0.8%
% of FP17s Relating to Continuations	0	145	0.0%	1.1%	1.0%	0.9%
% of Patients satisfied with the dentistry they have received	0	0	N/A	94.2%	93.6%	93.3%
% of Patients satisfied with the time they had to wait for an appointment	0	0	N/A	88.8%	89.8%	88.9%

* This is based on patients treated on this contract for their most recent course of treatment. Figures in italics indicate the base number of FP17s or Patient Questionnaire responses are less than 100. N/A is shown where the base number of responses is less than 10 during the period. % is calculated as Quantity/Base number*100

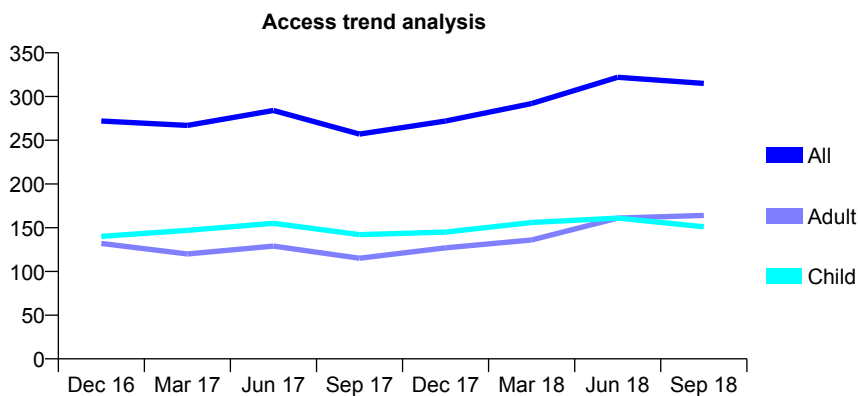
Q51 - Vital Signs At a Glance Contract Report for 181196/0014 - September 2018

Name or company name	Rotherham NHS Foundation Trust
Contract type name	PDS Contract
Purpose of contract	General
Contract start date	01/04/2011
Contract end date	30/09/2018

18/19 Contracted general activity (UDA)	750
Carry forward general activity (UDA)	0
18/19 Contracted orthodontic activity (UOA)	0
Carry forward orthodontic activity (UOA)	0
Baseline contract value	£119,942.34

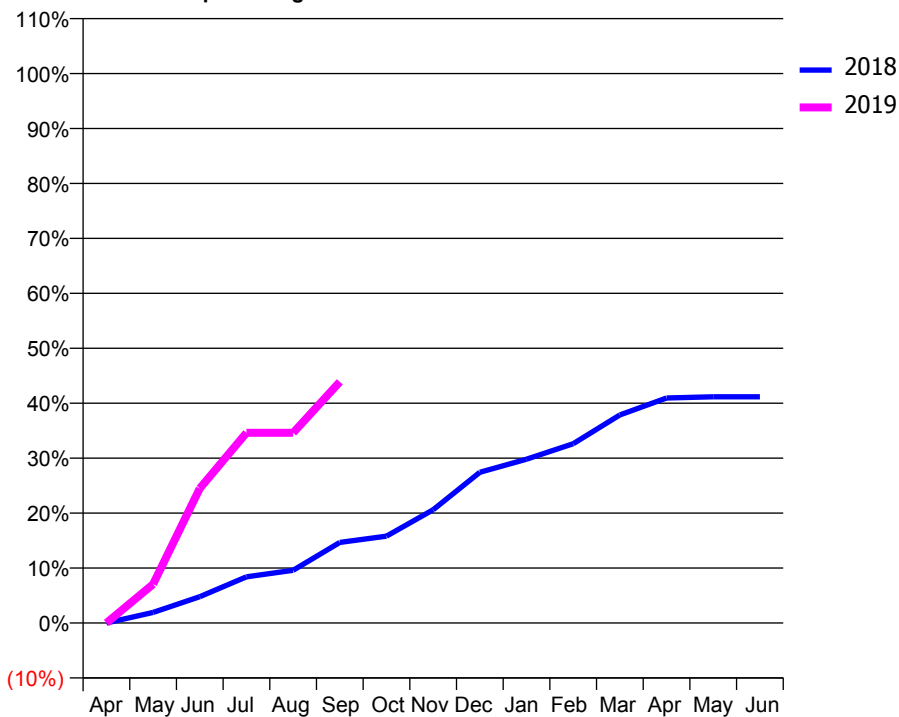
ACCESS*

Patients seen in 24 months	Total	Change since previous quarter
Quarter ending September 2017	257	
Quarter ending December 2017	272	↑
Quarter ending March 2018	292	↑
Quarter ending June 2018	322	↑
Quarter ending September 2018	315	↓
Variance since September 2017	22.6%	↑



ACTIVITY

Cumulative percentage of contracted UDA delivered 2018 & 2019



Adjusted Scheduled Activity (UDA)

Month	2018	2019
April	0	0
May	29	53
June	72	184
July	126	260
August	144	260
September	220	329
October	237	
November	309	
December	412	
January	447	
February	489	
March	568	
April	614	
May	617	
June	617	

QUALITY

	Quantity	Base Number	Contract	AT	Region	England
% of FP17s for the same patient ID Re-attending within 3 months - Children	7	119	5.9%	9.3%	12.2%	11.6%
% of FP17s for the same patient ID Re-attending within 3 months - Adults	9	126	7.1%	13.4%	15.8%	15.5%
% of FP17s for the same patient ID Re-attending between 3 & 9 months - Children	59	119	49.6%	60.3%	60.3%	58.8%
% of FP17s for the same patient ID Re-attending between 3 & 9 months - Adults	55	126	43.7%	54.5%	53.5%	51.1%
% of FP17s for Band 1 Urgent Courses	16	220	7.3%	7.2%	9.1%	9.0%
% of FP17s Relating to Free Repair or Replacements	0	220	0.0%	1.2%	1.0%	0.8%
% of FP17s Relating to Continuations	0	220	0.0%	1.1%	1.0%	0.9%
% of Patients satisfied with the dentistry they have received	0	0	N/A	94.2%	93.6%	93.3%
% of Patients satisfied with the time they had to wait for an appointment	0	0	N/A	88.8%	89.8%	88.9%

* This is based on patients treated on this contract for their most recent course of treatment. Figures in italics indicate the base number of FP17s or Patient Questionnaire responses are less than 100. N/A is shown where the base number of responses is less than 10 during the period. % is calculated as Quantity/Base number*100

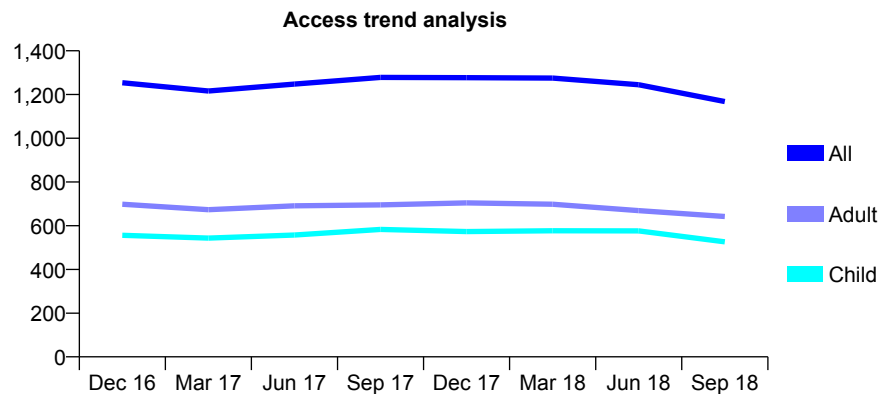
Q51 - Vital Signs At a Glance Contract Report for 181196/0015 - September 2018

Name or company name	Rotherham NHS Foundation Trust
Contract type name	PDS Contract
Purpose of contract	General
Contract start date	01/04/2011
Contract end date	30/09/2018

18/19 Contracted general activity (UDA)	1,250
Carry forward general activity (UDA)	0
18/19 Contracted orthodontic activity (UOA)	0
Carry forward orthodontic activity (UOA)	0
Baseline contract value	£367,426.68

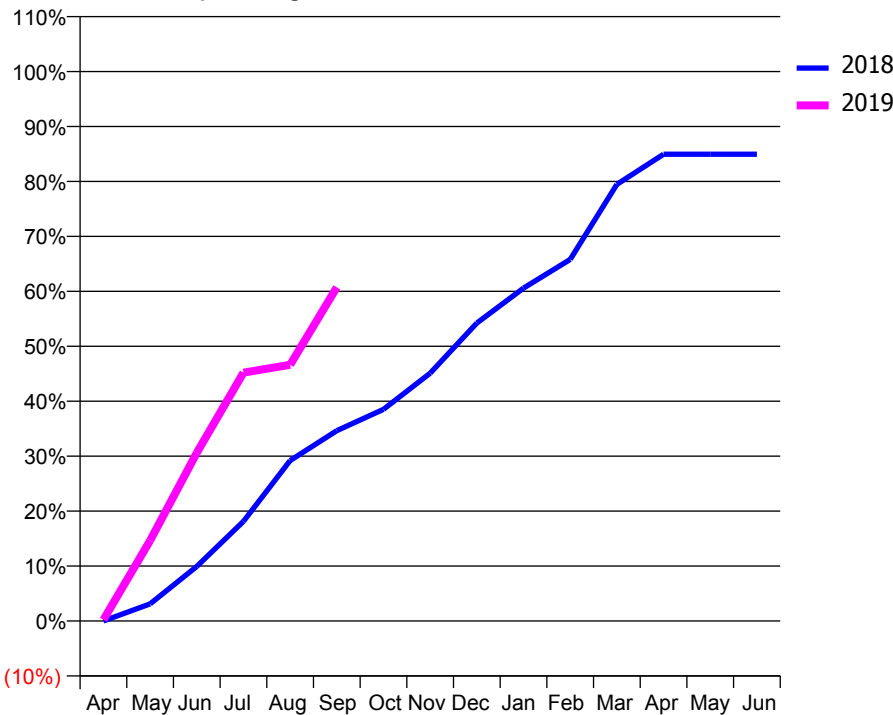
ACCESS*

Patients seen in 24 months	Total	Change since previous quarter
Quarter ending September 2017	1,278	
Quarter ending December 2017	1,277	→
Quarter ending March 2018	1,275	→
Quarter ending June 2018	1,245	↓
Quarter ending September 2018	1,168	↓
Variance since September 2017	(8.6%)	↓



ACTIVITY

Cumulative percentage of contracted UDA delivered 2018 & 2019



Adjusted Scheduled Activity (UDA)		
Month	2018	2019
April	0	3
May	78	183
June	248	383
July	453	565
August	730	583
September	866	759
October	963	
November	1,127	
December	1,356	
January	1,514	
February	1,645	
March	1,986	
April	2,123	
May	2,123	
June	2,123	

QUALITY

	Quantity	Base Number	Contract	AT	Region	England
% of FP17s for the same patient ID Re-attending within 3 months - Children	35	367	9.5%	9.3%	12.2%	11.6%
% of FP17s for the same patient ID Re-attending within 3 months - Adults	29	325	8.9%	13.4%	15.8%	15.5%
% of FP17s for the same patient ID Re-attending between 3 & 9 months - Children	167	367	45.5%	60.3%	60.3%	58.8%
% of FP17s for the same patient ID Re-attending between 3 & 9 months - Adults	98	325	30.2%	54.5%	53.5%	51.1%
% of FP17s for Band 1 Urgent Courses	40	508	7.9%	7.2%	9.1%	9.0%
% of FP17s Relating to Free Repair or Replacements	0	508	0.0%	1.2%	1.0%	0.8%
% of FP17s Relating to Continuations	0	508	0.0%	1.1%	1.0%	0.9%
% of Patients satisfied with the dentistry they have received	0	0	N/A	94.2%	93.6%	93.3%
% of Patients satisfied with the time they had to wait for an appointment	0	0	N/A	88.8%	89.8%	88.9%

* This is based on patients treated on this contract for their most recent course of treatment. Figures in italics indicate the base number of FP17s or Patient Questionnaire responses are less than 100. N/A is shown where the base number of responses is less than 10 during the period. % is calculated as Quantity/Base number*100

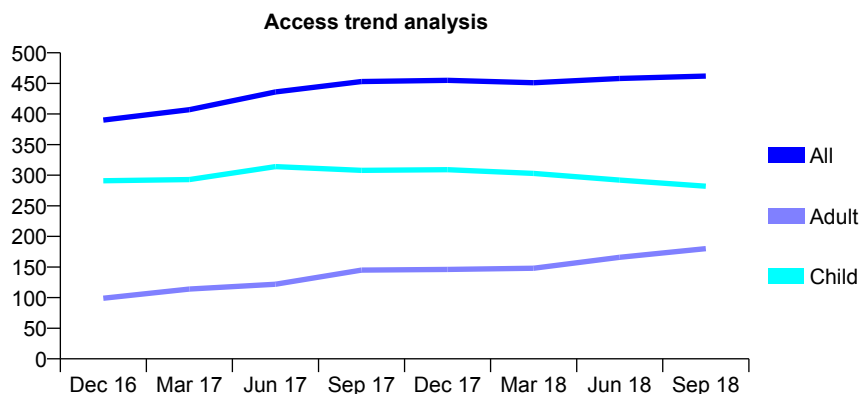
Q51 - Vital Signs At a Glance Contract Report for 181196/0016 - September 2018

Name or company name	Rotherham NHS Foundation Trust
Contract type name	PDS Contract
Purpose of contract	General
Contract start date	01/04/2011
Contract end date	30/09/2018

18/19 Contracted general activity (UDA)	600
Carry forward general activity (UDA)	0
18/19 Contracted orthodontic activity (UOA)	0
Carry forward orthodontic activity (UOA)	0
Baseline contract value	£138,319.28

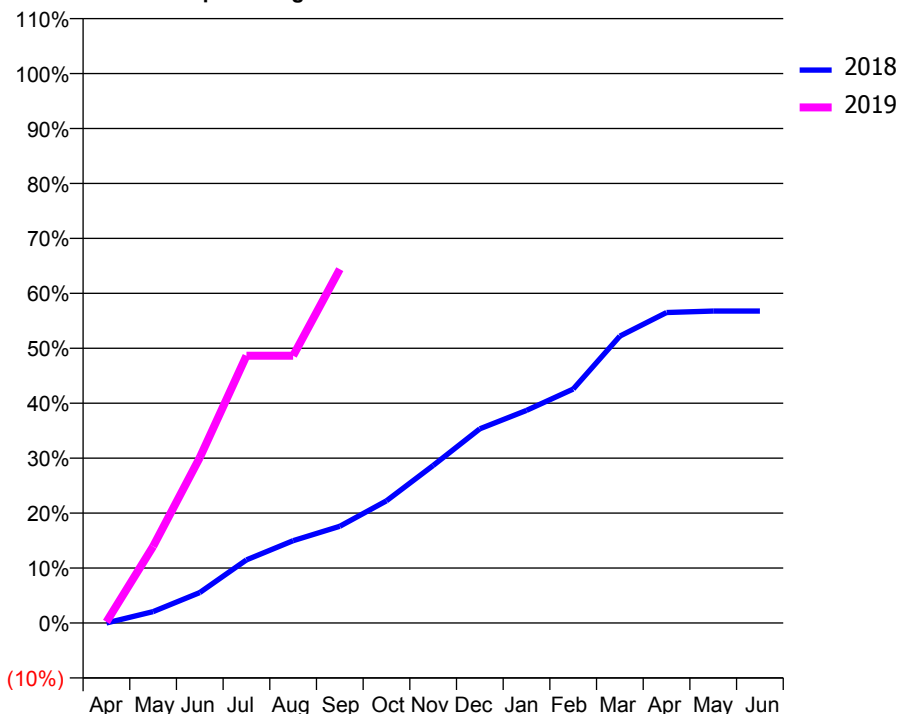
ACCESS*

Patients seen in 24 months	Total	Change since previous quarter
Quarter ending September 2017	453	
Quarter ending December 2017	455	→
Quarter ending March 2018	451	→
Quarter ending June 2018	458	→
Quarter ending September 2018	462	→
Variance since September 2017	2.0%	→



ACTIVITY

Cumulative percentage of contracted UDA delivered 2018 & 2019



Month	Adjusted Scheduled Activity (UDA)	
	2018	2019
April	0	1
May	25	84
June	66	181
July	138	292
August	180	292
September	211	386
October	267	
November	344	
December	424	
January	464	
February	511	
March	627	
April	678	
May	681	
June	681	

QUALITY

	Quantity	Base Number	Contract	AT	Region	England
% of FP17s for the same patient ID Re-attending within 3 months - Children	13	183	7.1%	9.3%	12.2%	11.6%
% of FP17s for the same patient ID Re-attending within 3 months - Adults	6	99	6.1%	13.4%	15.8%	15.5%
% of FP17s for the same patient ID Re-attending between 3 & 9 months - Children	64	183	35.0%	60.3%	60.3%	58.8%
% of FP17s for the same patient ID Re-attending between 3 & 9 months - Adults	26	99	26.3%	54.5%	53.5%	51.1%
% of FP17s for Band 1 Urgent Courses	22	242	9.1%	7.2%	9.1%	9.0%
% of FP17s Relating to Free Repair or Replacements	0	242	0.0%	1.2%	1.0%	0.8%
% of FP17s Relating to Continuations	0	242	0.0%	1.1%	1.0%	0.9%
% of Patients satisfied with the dentistry they have received	0	0	N/A	94.2%	93.6%	93.3%
% of Patients satisfied with the time they had to wait for an appointment	0	0	N/A	88.8%	89.8%	88.9%

* This is based on patients treated on this contract for their most recent course of treatment. Figures in italics indicate the base number of FP17s or Patient Questionnaire responses are less than 100. N/A is shown where the base number of responses is less than 10 during the period. % is calculated as Quantity/Base number*100

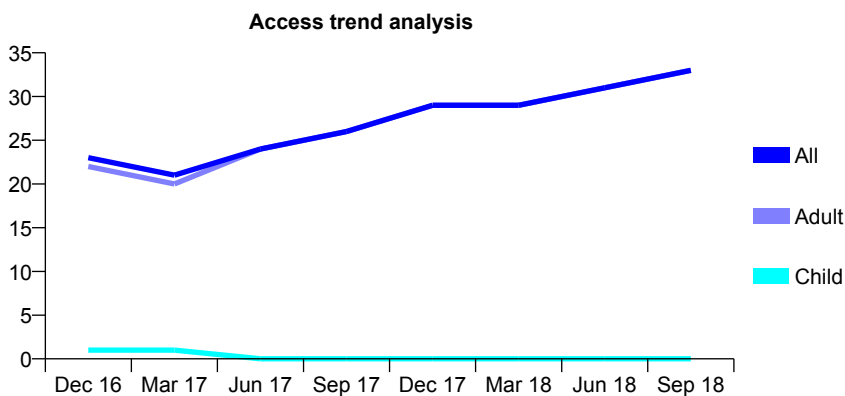
Q51 - Vital Signs At a Glance Contract Report for 181196/0017 - September 2018

Name or company name	Rotherham NHS Foundation Trust
Contract type name	PDS Contract
Purpose of contract	General
Contract start date	01/04/2011
Contract end date	30/09/2018

18/19 Contracted general activity (UDA)	50
Carry forward general activity (UDA)	0
18/19 Contracted orthodontic activity (UOA)	0
Carry forward orthodontic activity (UOA)	0
Baseline contract value	£1,277.24

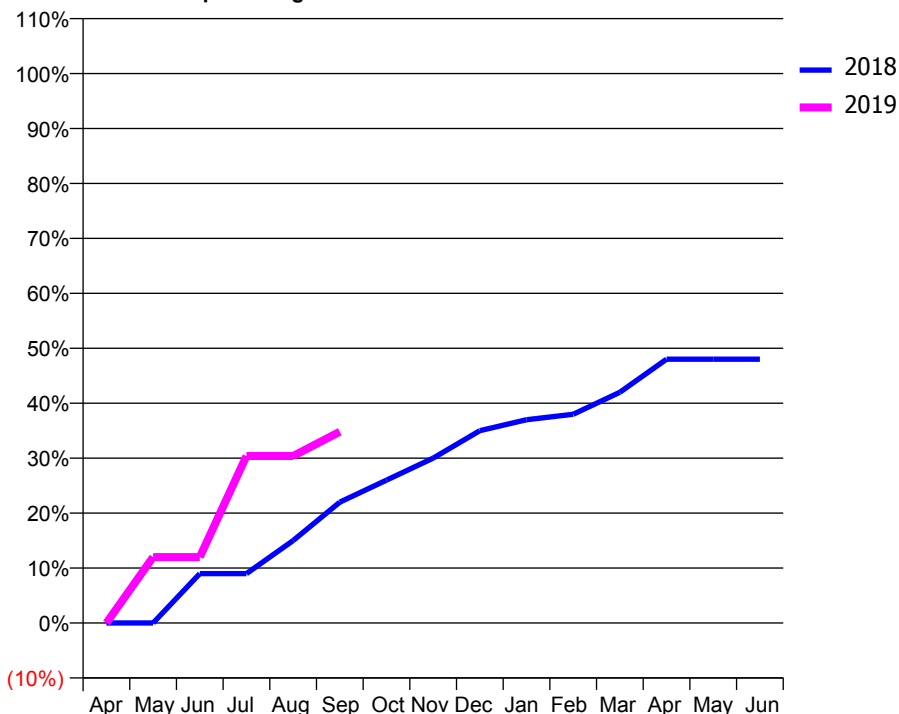
ACCESS*

Patients seen in 24 months	Total	Change since previous quarter
Quarter ending September 2017	26	
Quarter ending December 2017	29	↑
Quarter ending March 2018	29	→
Quarter ending June 2018	31	↑
Quarter ending September 2018	33	↑
Variance since September 2017	26.9%	↑



ACTIVITY

Cumulative percentage of contracted UDA delivered 2018 & 2019



Month	Adjusted Scheduled Activity (UDA)	
	2018	2019
April	0	0
May	0	6
June	9	6
July	9	15
August	15	15
September	22	17
October	26	
November	30	
December	35	
January	37	
February	38	
March	42	
April	48	
May	48	
June	48	

QUALITY

	Quantity	Base Number	Contract	AT	Region	England
% of FP17s for the same patient ID Re-attending within 3 months - Children	0	0	N/A	9.3%	12.2%	11.6%
% of FP17s for the same patient ID Re-attending within 3 months - Adults	1	15	6.7%	13.4%	15.8%	15.5%
% of FP17s for the same patient ID Re-attending between 3 & 9 months - Children	0	0	N/A	60.3%	60.3%	58.8%
% of FP17s for the same patient ID Re-attending between 3 & 9 months - Adults	2	15	13.3%	54.5%	53.5%	51.1%
% of FP17s for Band 1 Urgent Courses	2	11	18.2%	7.2%	9.1%	9.0%
% of FP17s Relating to Free Repair or Replacements	0	11	0.0%	1.2%	1.0%	0.8%
% of FP17s Relating to Continuations	0	11	0.0%	1.1%	1.0%	0.9%
% of Patients satisfied with the dentistry they have received	0	0	N/A	94.2%	93.6%	93.3%
% of Patients satisfied with the time they had to wait for an appointment	0	0	N/A	88.8%	89.8%	88.9%

* This is based on patients treated on this contract for their most recent course of treatment. Figures in italics indicate the base number of FP17s or Patient Questionnaire responses are less than 100. N/A is shown where the base number of responses is less than 10 during the period. % is calculated as Quantity/Base number*100

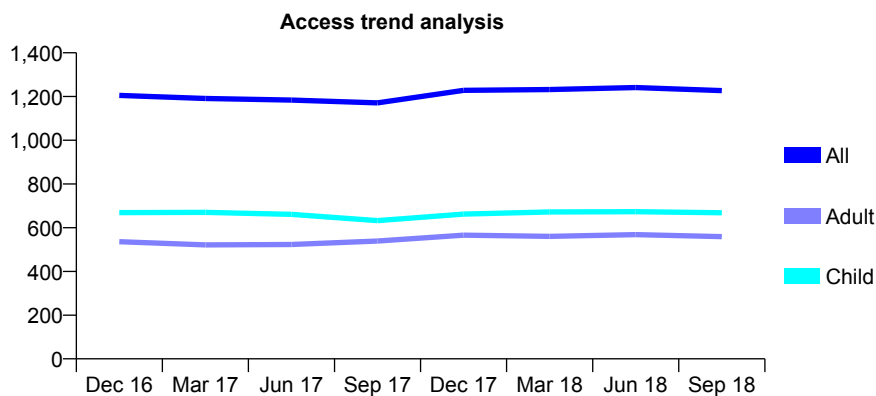
Q51 - Vital Signs At a Glance Contract Report for 181196/0018 - September 2018

Name or company name	Rotherham NHS Foundation Trust
Contract type name	PDS Contract
Purpose of contract	General
Contract start date	01/04/2011
Contract end date	30/09/2018

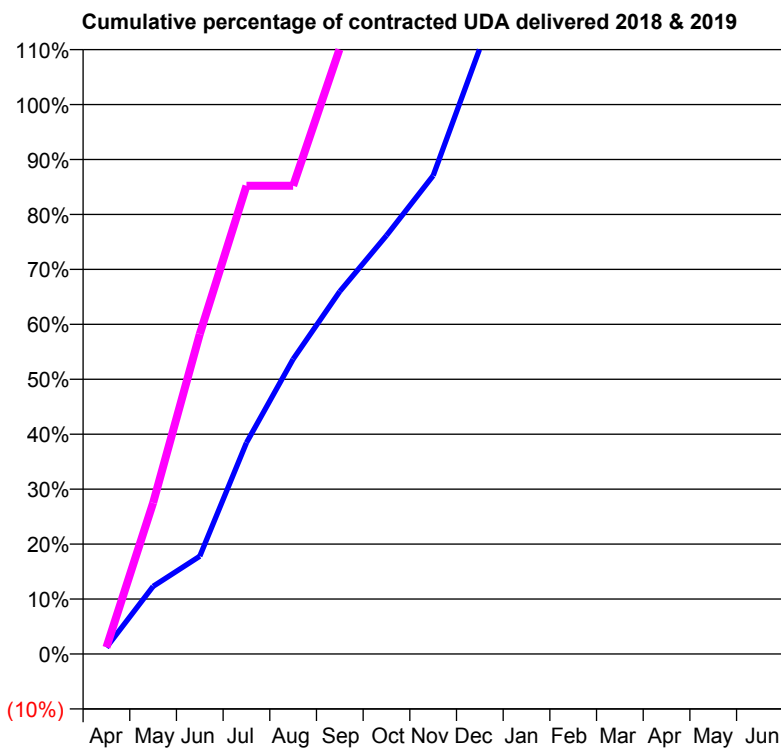
18/19 Contracted general activity (UDA)	1,000
Carry forward general activity (UDA)	0
18/19 Contracted orthodontic activity (UOA)	0
Carry forward orthodontic activity (UOA)	0
Baseline contract value	£291,026.74

ACCESS*

Patients seen in 24 months	Total	Change since previous quarter
Quarter ending September 2017	1,171	
Quarter ending December 2017	1,228	↑
Quarter ending March 2018	1,232	→
Quarter ending June 2018	1,241	→
Quarter ending September 2018	1,227	↓
Variance since September 2017	4.8%	↑



ACTIVITY



Adjusted Scheduled Activity (UDA)		
Month	2018	2019
April	24	12
May	246	275
June	356	582
July	769	852
August	1,073	852
September	1,320	1,102
October	1,523	
November	1,741	
December	2,203	
January	2,317	
February	2,459	
March	2,924	
April	3,017	
May	3,019	
June	3,019	

QUALITY

	Quantity	Base Number	Contract	AT	Region	England
% of FP17s for the same patient ID Re-attending within 3 months - Children	23	486	4.7%	9.3%	12.2%	11.6%
% of FP17s for the same patient ID Re-attending within 3 months - Adults	42	306	13.7%	13.4%	15.8%	15.5%
% of FP17s for the same patient ID Re-attending between 3 & 9 months - Children	233	486	47.9%	60.3%	60.3%	58.8%
% of FP17s for the same patient ID Re-attending between 3 & 9 months - Adults	172	306	56.2%	54.5%	53.5%	51.1%
% of FP17s for Band 1 Urgent Courses	9	651	1.4%	7.2%	9.1%	9.0%
% of FP17s Relating to Free Repair or Replacements	0	651	0.0%	1.2%	1.0%	0.8%
% of FP17s Relating to Continuations	0	651	0.0%	1.1%	1.0%	0.9%
% of Patients satisfied with the dentistry they have received	1	1	N/A	94.2%	93.6%	93.3%
% of Patients satisfied with the time they had to wait for an appointment	1	1	N/A	88.8%	89.8%	88.9%

* This is based on patients treated on this contract for their most recent course of treatment. Figures in italics indicate the base number of FP17s or Patient Questionnaire responses are less than 100. N/A is shown where the base number of responses is less than 10 during the period. % is calculated as Quantity/Base number*100

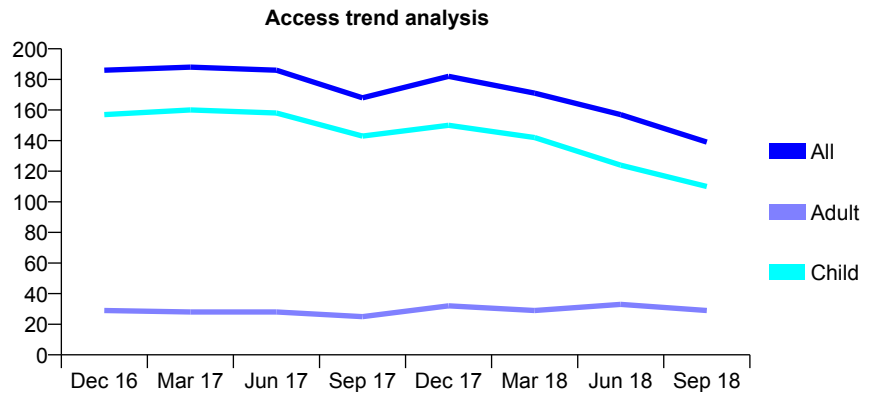
Q51 - Vital Signs At a Glance Contract Report for 181196/0019 - September 2018

Name or company name	Rotherham NHS Foundation Trust
Contract type name	PDS Contract
Purpose of contract	General
Contract start date	01/04/2011
Contract end date	30/09/2018

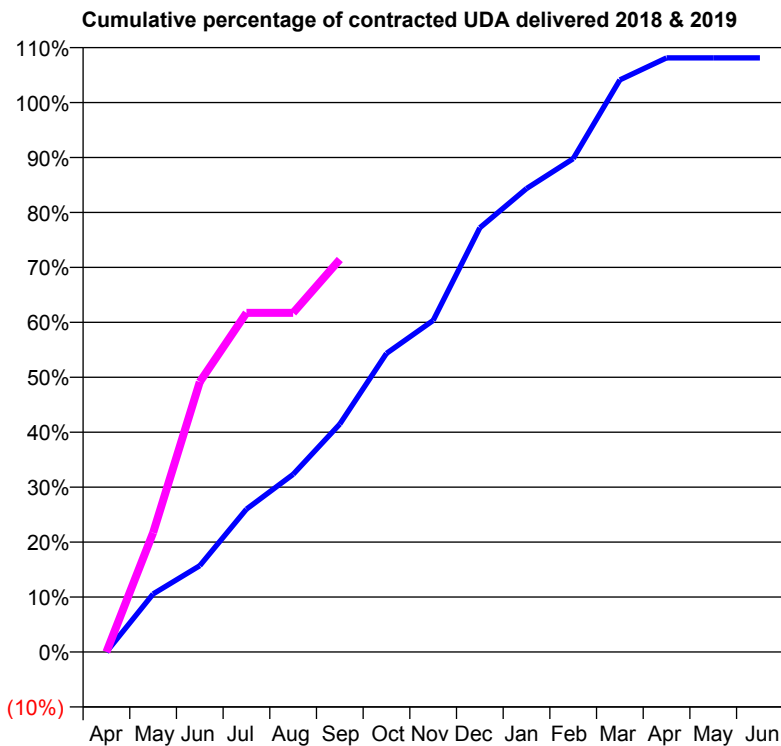
18/19 Contracted general activity (UDA)	175
Carry forward general activity (UDA)	0
18/19 Contracted orthodontic activity (UOA)	0
Carry forward orthodontic activity (UOA)	0
Baseline contract value	£50,929.68

ACCESS*

Patients seen in 24 months	Total	Change since previous quarter
Quarter ending September 2017	168	
Quarter ending December 2017	182	↑
Quarter ending March 2018	171	↓
Quarter ending June 2018	157	↓
Quarter ending September 2018	139	↓
Variance since September 2017	(17.3%)	↓



ACTIVITY



Month	Adjusted Scheduled Activity (UDA)	
	2018	2019
April	0	0
May	37	38
June	55	86
July	91	108
August	113	108
September	145	125
October	190	
November	211	
December	270	
January	295	
February	314	
March	364	
April	378	
May	378	
June	378	

QUALITY

	Quantity	Base Number	Contract	AT	Region	England
% of FP17s for the same patient ID Re-attending within 3 months - Children	1	61	1.6%	9.3%	12.2%	11.6%
% of FP17s for the same patient ID Re-attending within 3 months - Adults	2	16	12.5%	13.4%	15.8%	15.5%
% of FP17s for the same patient ID Re-attending between 3 & 9 months - Children	28	61	45.9%	60.3%	60.3%	58.8%
% of FP17s for the same patient ID Re-attending between 3 & 9 months - Adults	7	16	43.8%	54.5%	53.5%	51.1%
% of FP17s for Band 1 Urgent Courses	0	64	0.0%	7.2%	9.1%	9.0%
% of FP17s Relating to Free Repair or Replacements	0	64	0.0%	1.2%	1.0%	0.8%
% of FP17s Relating to Continuations	0	64	0.0%	1.1%	1.0%	0.9%
% of Patients satisfied with the dentistry they have received	0	0	N/A	94.2%	93.6%	93.3%
% of Patients satisfied with the time they had to wait for an appointment	0	0	N/A	88.8%	89.8%	88.9%

* This is based on patients treated on this contract for their most recent course of treatment. Figures in italics indicate the base number of FP17s or Patient Questionnaire responses are less than 100. N/A is shown where the base number of responses is less than 10 during the period. % is calculated as Quantity/Base number*100

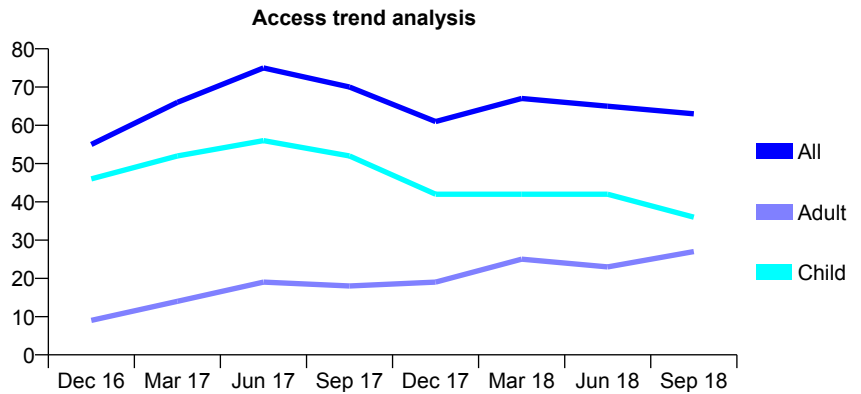
Q51 - Vital Signs At a Glance Contract Report for 181196/0020 - September 2018

Name or company name	Rotherham NHS Foundation Trust
Contract type name	PDS Contract
Purpose of contract	General
Contract start date	01/04/2011
Contract end date	30/09/2018

18/19 Contracted general activity (UDA)	75
Carry forward general activity (UDA)	0
18/19 Contracted orthodontic activity (UOA)	0
Carry forward orthodontic activity (UOA)	0
Baseline contract value	£21,827.01

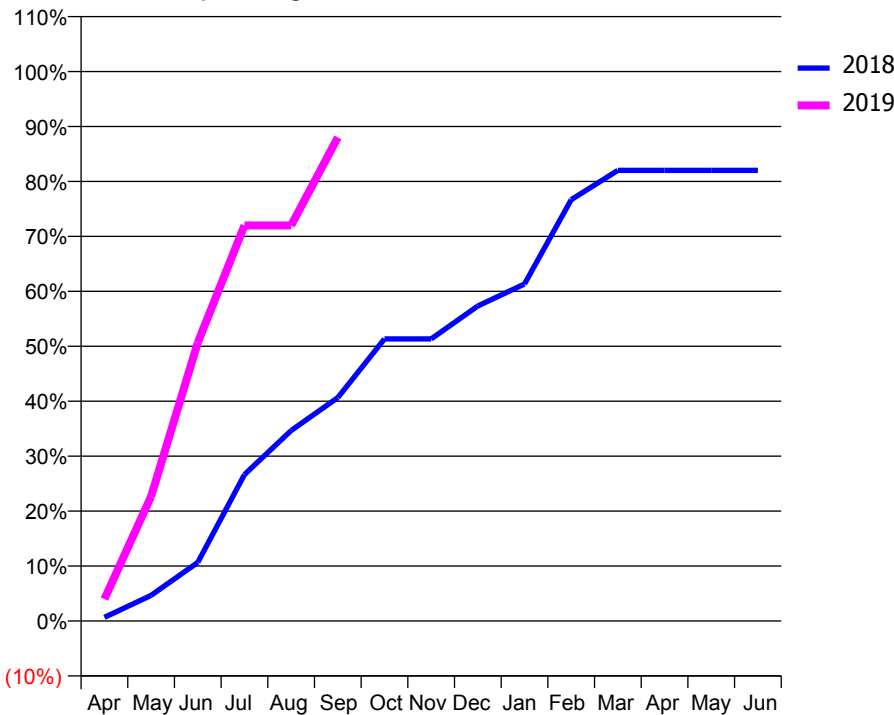
ACCESS*

Patients seen in 24 months	Total	Change since previous quarter
Quarter ending September 2017	70	
Quarter ending December 2017	61	↓
Quarter ending March 2018	67	↑
Quarter ending June 2018	65	↓
Quarter ending September 2018	63	↓
Variance since September 2017	(10.0%)	↓



ACTIVITY

Cumulative percentage of contracted UDA delivered 2018 & 2019



Adjusted Scheduled Activity (UDA)		
Month	2018	2019
April	1	3
May	7	17
June	16	38
July	40	54
August	52	54
September	61	66
October	77	
November	77	
December	86	
January	92	
February	115	
March	123	
April	123	
May	123	
June	123	

QUALITY

	Quantity	Base Number	Contract	AT	Region	England
% of FP17s for the same patient ID Re-attending within 3 months - Children	0	26	0.0%	9.3%	12.2%	11.6%
% of FP17s for the same patient ID Re-attending within 3 months - Adults	1	16	6.3%	13.4%	15.8%	15.5%
% of FP17s for the same patient ID Re-attending between 3 & 9 months - Children	4	26	15.4%	60.3%	60.3%	58.8%
% of FP17s for the same patient ID Re-attending between 3 & 9 months - Adults	6	16	37.5%	54.5%	53.5%	51.1%
% of FP17s for Band 1 Urgent Courses	0	40	0.0%	7.2%	9.1%	9.0%
% of FP17s Relating to Free Repair or Replacements	0	40	0.0%	1.2%	1.0%	0.8%
% of FP17s Relating to Continuations	0	40	0.0%	1.1%	1.0%	0.9%
% of Patients satisfied with the dentistry they have received	0	0	N/A	94.2%	93.6%	93.3%
% of Patients satisfied with the time they had to wait for an appointment	0	0	N/A	88.8%	89.8%	88.9%

* This is based on patients treated on this contract for their most recent course of treatment. Figures in italics indicate the base number of FP17s or Patient Questionnaire responses are less than 100. N/A is shown where the base number of responses is less than 10 during the period. % is calculated as Quantity/Base number*100

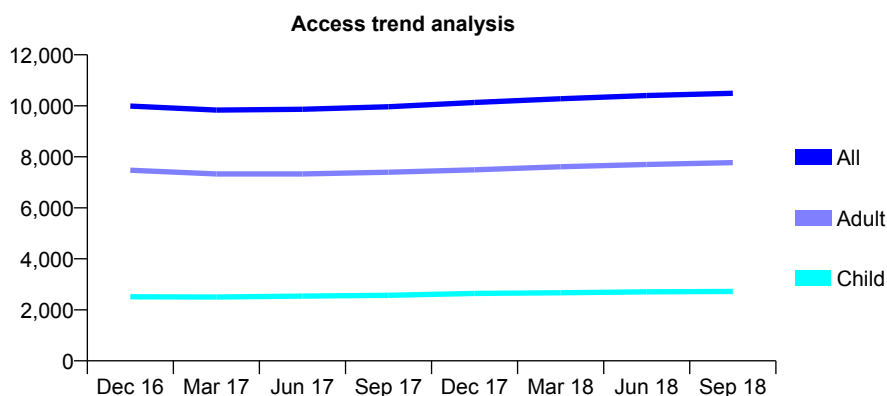
Q51 - Vital Signs At a Glance Contract Report for 181943/0001 - September 2018

Name or company name	Brinsworth Lane Dental Care
Contract type name	GDS Contract
Purpose of contract	General
Contract start date	03/05/2011
Contract end date	

18/19 Contracted general activity (UDA)	25,564
Carry forward general activity (UDA)	0
18/19 Contracted orthodontic activity (UOA)	0
Carry forward orthodontic activity (UOA)	0
Baseline contract value	£815,446.70

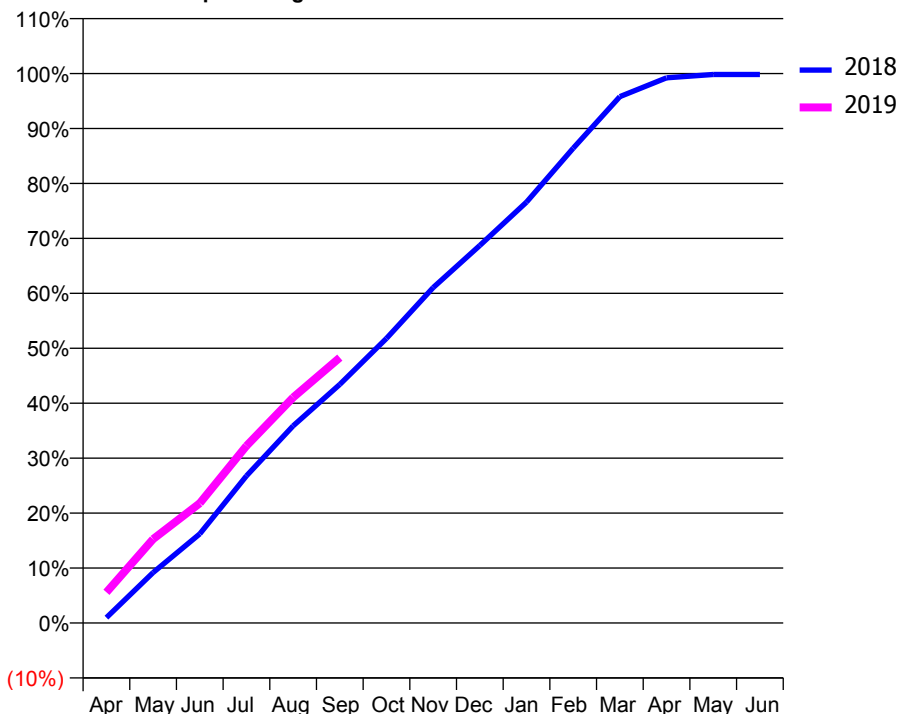
ACCESS*

Patients seen in 24 months	Total	Change since previous quarter
Quarter ending September 2017	9,964	
Quarter ending December 2017	10,133	→
Quarter ending March 2018	10,278	→
Quarter ending June 2018	10,403	→
Quarter ending September 2018	10,489	→
Variance since September 2017	5.3%	↑



ACTIVITY

Cumulative percentage of contracted UDA delivered 2018 & 2019



Month	Adjusted Scheduled Activity (UDA)	
	2018	2019
April	250	1,430
May	2,345	3,906
June	4,146	5,571
July	6,847	8,238
August	9,175	10,493
September	11,102	12,345
October	13,239	
November	15,604	
December	17,564	
January	19,585	
February	22,090	
March	24,487	
April	25,364	
May	25,517	
June	25,517	

QUALITY

	Quantity	Base Number	Contract	AT	Region	England
% of FP17s for the same patient ID Re-attending within 3 months - Children	105	1,818	5.8%	9.3%	12.2%	11.6%
% of FP17s for the same patient ID Re-attending within 3 months - Adults	485	4,854	10.0%	13.4%	15.8%	15.5%
% of FP17s for the same patient ID Re-attending between 3 & 9 months - Children	1,051	1,818	57.8%	60.3%	60.3%	58.8%
% of FP17s for the same patient ID Re-attending between 3 & 9 months - Adults	2,298	4,854	47.3%	54.5%	53.5%	51.1%
% of FP17s for Band 1 Urgent Courses	256	6,193	4.1%	7.2%	9.1%	9.0%
% of FP17s Relating to Free Repair or Replacements	51	6,193	0.8%	1.2%	1.0%	0.8%
% of FP17s Relating to Continuations	114	6,193	1.8%	1.1%	1.0%	0.9%
% of Patients satisfied with the dentistry they have received	8	8	N/A	94.2%	93.6%	93.3%
% of Patients satisfied with the time they had to wait for an appointment	7	8	N/A	88.8%	89.8%	88.9%

* This is based on patients treated on this contract for their most recent course of treatment. Figures in italics indicate the base number of FP17s or Patient Questionnaire responses are less than 100. N/A is shown where the base number of responses is less than 10 during the period. % is calculated as Quantity/Base number*100

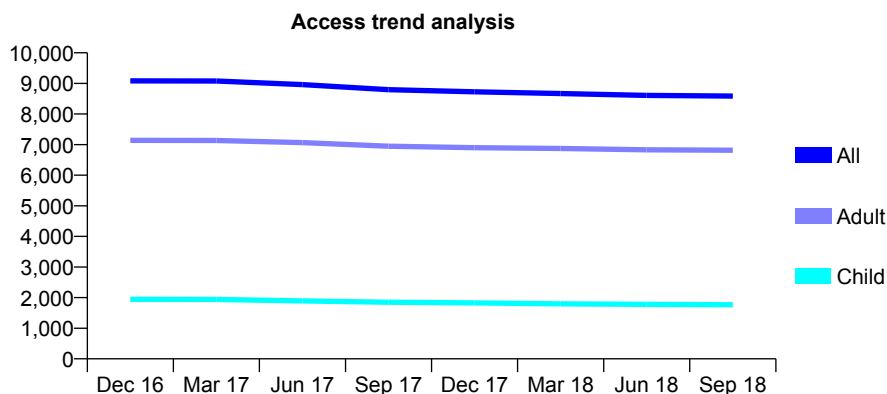
Q51 - Vital Signs At a Glance Contract Report for 182370/0001 - September 2018

Name or company name	Dental Directions
Contract type name	GDS Contract
Purpose of contract	General
Contract start date	01/04/2006
Contract end date	

18/19 Contracted general activity (UDA)	24,415
Carry forward general activity (UDA)	0
18/19 Contracted orthodontic activity (UOA)	0
Carry forward orthodontic activity (UOA)	0
Baseline contract value	£784,898.72

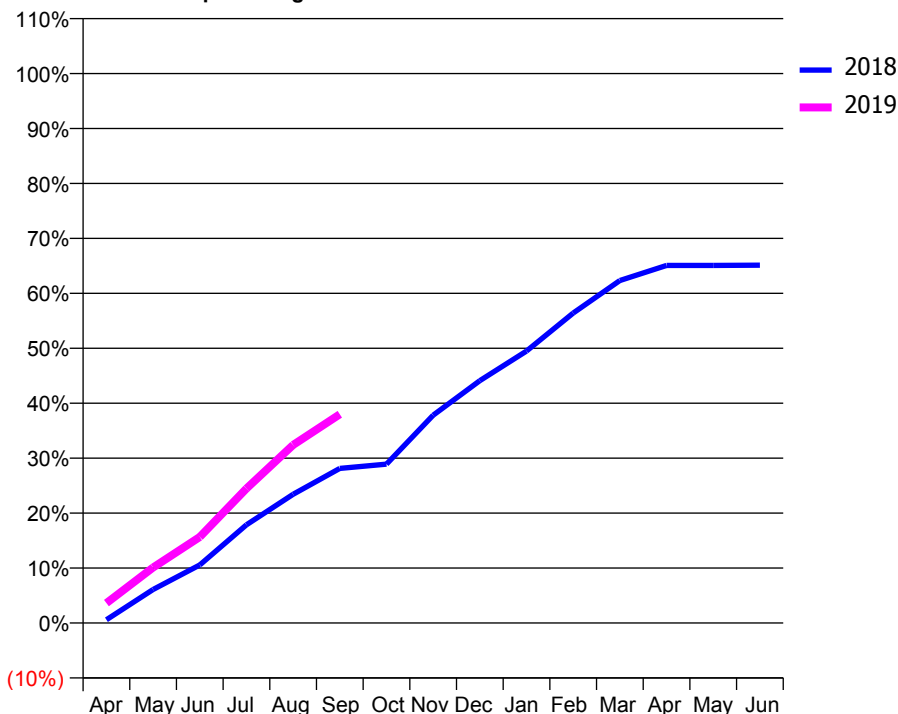
ACCESS*

Patients seen in 24 months	Total	Change since previous quarter
Quarter ending September 2017	8,797	
Quarter ending December 2017	8,727	→
Quarter ending March 2018	8,671	→
Quarter ending June 2018	8,608	→
Quarter ending September 2018	8,587	→
Variance since September 2017	(2.4%)	↓



ACTIVITY

Cumulative percentage of contracted UDA delivered 2018 & 2019



Adjusted Scheduled Activity (UDA)

Month	2018	2019
April	164	883
May	1,665	2,467
June	2,882	3,824
July	4,876	5,975
August	6,396	7,910
September	7,680	9,275
October	7,892	
November	10,324	
December	12,038	
January	13,512	
February	15,400	
March	17,011	
April	17,762	
May	17,761	
June	17,774	

QUALITY

	Quantity	Base Number	Contract	AT	Region	England
% of FP17s for the same patient ID Re-attending within 3 months - Children	70	1,389	5.0%	9.3%	12.2%	11.6%
% of FP17s for the same patient ID Re-attending within 3 months - Adults	441	4,914	9.0%	13.4%	15.8%	15.5%
% of FP17s for the same patient ID Re-attending between 3 & 9 months - Children	831	1,389	59.8%	60.3%	60.3%	58.8%
% of FP17s for the same patient ID Re-attending between 3 & 9 months - Adults	2,681	4,914	54.6%	54.5%	53.5%	51.1%
% of FP17s for Band 1 Urgent Courses	281	5,482	5.1%	7.2%	9.1%	9.0%
% of FP17s Relating to Free Repair or Replacements	31	5,482	0.6%	1.2%	1.0%	0.8%
% of FP17s Relating to Continuations	5	5,482	0.1%	1.1%	1.0%	0.9%
% of Patients satisfied with the dentistry they have received	8	8	N/A	94.2%	93.6%	93.3%
% of Patients satisfied with the time they had to wait for an appointment	8	8	N/A	88.8%	89.8%	88.9%

* This is based on patients treated on this contract for their most recent course of treatment. Figures in italics indicate the base number of FP17s or Patient Questionnaire responses are less than 100. N/A is shown where the base number of responses is less than 10 during the period. % is calculated as Quantity/Base number*100

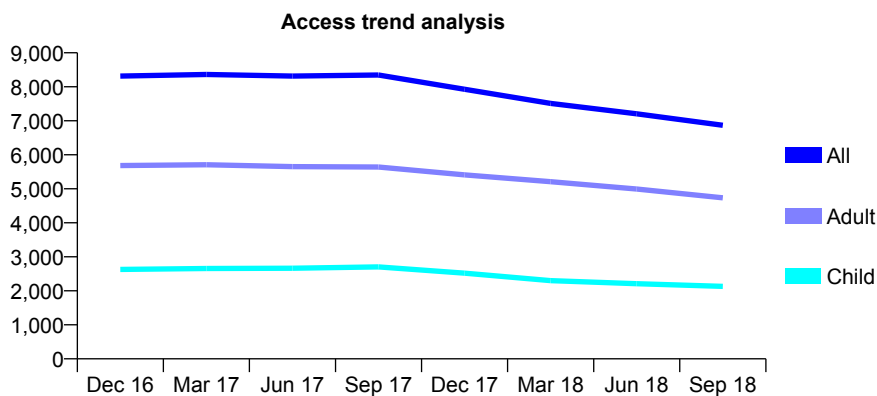
Q51 - Vital Signs At a Glance Contract Report for 182370/0002 - September 2018

Name or company name	Dental Directions
Contract type name	GDS Contract
Purpose of contract	General
Contract start date	01/04/2006
Contract end date	

18/19 Contracted general activity (UDA)	20,670
Carry forward general activity (UDA)	0
18/19 Contracted orthodontic activity (UOA)	0
Carry forward orthodontic activity (UOA)	0
Baseline contract value	£663,917.56

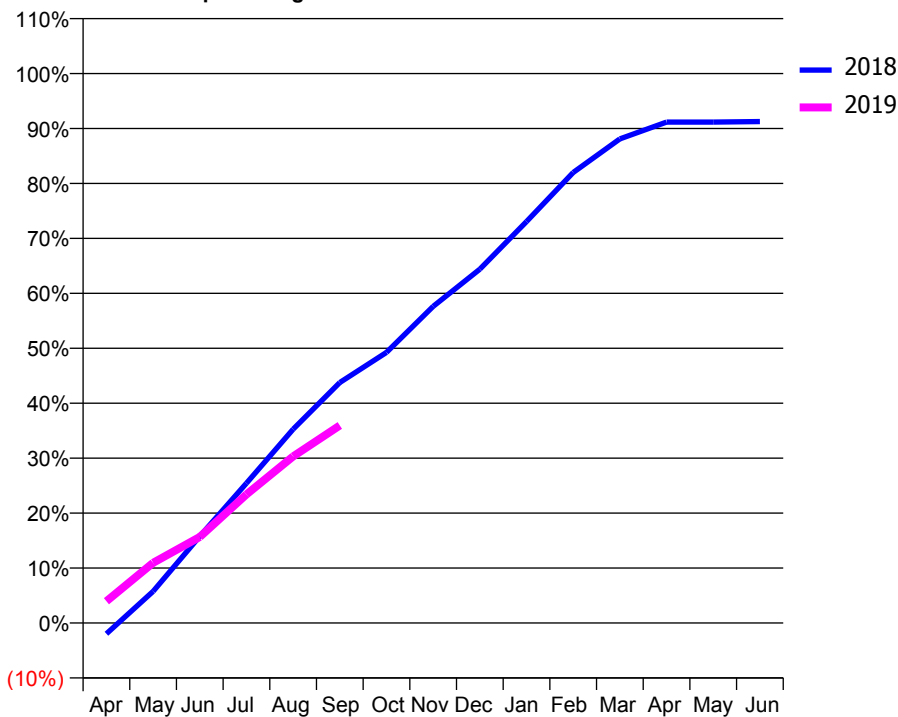
ACCESS*

Patients seen in 24 months	Total	Change since previous quarter
Quarter ending September 2017	8,346	
Quarter ending December 2017	7,929	↓
Quarter ending March 2018	7,510	↓
Quarter ending June 2018	7,204	↓
Quarter ending September 2018	6,869	↓
Variance since September 2017	(17.7%)	↓



ACTIVITY

Cumulative percentage of contracted UDA delivered 2018 & 2019



Month	Adjusted Scheduled Activity (UDA)	
	2018	2019
April	-353	819
May	1,024	2,266
June	2,809	3,237
July	4,525	4,840
August	6,275	6,266
September	7,786	7,432
October	8,760	
November	10,249	
December	11,453	
January	12,994	
February	14,586	
March	15,671	
April	16,215	
May	16,215	
June	16,234	

QUALITY

	Quantity	Base Number	Contract	AT	Region	England
% of FP17s for the same patient ID Re-attending within 3 months - Children	75	1,526	4.9%	9.3%	12.2%	11.6%
% of FP17s for the same patient ID Re-attending within 3 months - Adults	294	3,018	9.7%	13.4%	15.8%	15.5%
% of FP17s for the same patient ID Re-attending between 3 & 9 months - Children	954	1,526	62.5%	60.3%	60.3%	58.8%
% of FP17s for the same patient ID Re-attending between 3 & 9 months - Adults	1,753	3,018	58.1%	54.5%	53.5%	51.1%
% of FP17s for Band 1 Urgent Courses	181	3,524	5.1%	7.2%	9.1%	9.0%
% of FP17s Relating to Free Repair or Replacements	39	3,524	1.1%	1.2%	1.0%	0.8%
% of FP17s Relating to Continuations	14	3,524	0.4%	1.1%	1.0%	0.9%
% of Patients satisfied with the dentistry they have received	6	7	N/A	94.2%	93.6%	93.3%
% of Patients satisfied with the time they had to wait for an appointment	7	7	N/A	88.8%	89.8%	88.9%

* This is based on patients treated on this contract for their most recent course of treatment. Figures in italics indicate the base number of FP17s or Patient Questionnaire responses are less than 100. N/A is shown where the base number of responses is less than 10 during the period. % is calculated as Quantity/Base number*100

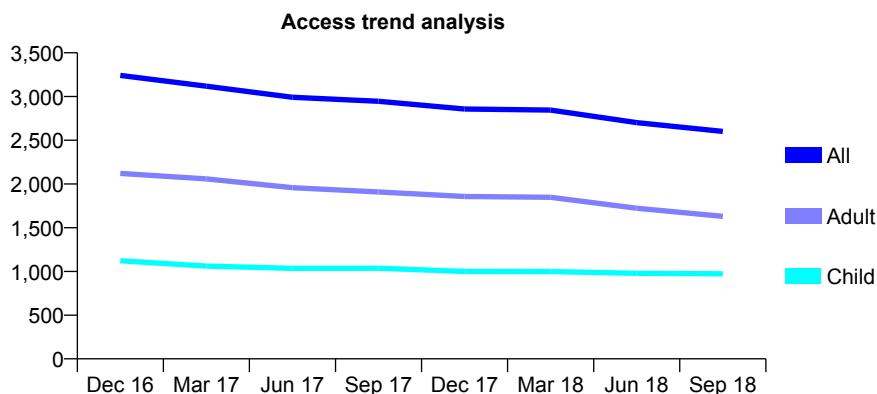
Q51 - Vital Signs At a Glance Contract Report for 186961/0001 - September 2018

Name or company name	Dalton Care Contract Limited Partnership
Contract type name	GDS Contract
Purpose of contract	General
Contract start date	01/09/2010
Contract end date	

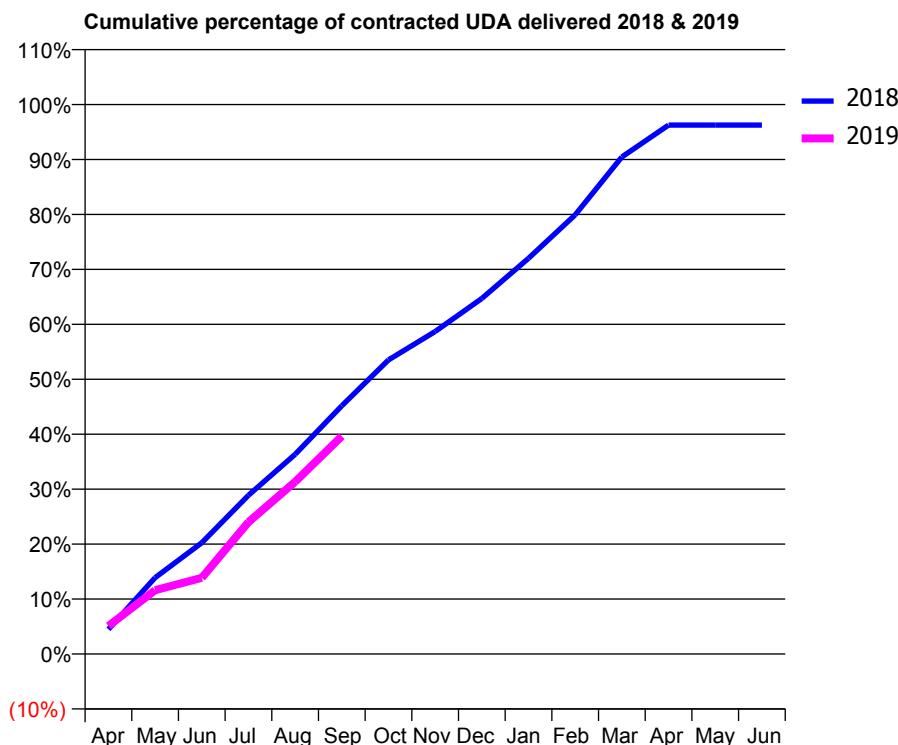
18/19 Contracted general activity (UDA)	8,000
Carry forward general activity (UDA)	0
18/19 Contracted orthodontic activity (UOA)	0
Carry forward orthodontic activity (UOA)	0
Baseline contract value	£253,645.58

ACCESS*

Patients seen in 24 months	Total	Change since previous quarter
Quarter ending September 2017	2,945	
Quarter ending December 2017	2,857	↓
Quarter ending March 2018	2,845	→
Quarter ending June 2018	2,701	↓
Quarter ending September 2018	2,601	↓
Variance since September 2017	(11.7%)	↓



ACTIVITY



Month	Adjusted Scheduled Activity (UDA)	
	2018	2019
April	359	409
May	1,111	928
June	1,620	1,109
July	2,311	1,921
August	2,907	2,507
September	3,614	3,171
October	4,282	
November	4,695	
December	5,177	
January	5,762	
February	6,394	
March	7,237	
April	7,700	
May	7,700	
June	7,700	

QUALITY

	Quantity	Base Number	Contract	AT	Region	England
% of FP17s for the same patient ID Re-attending within 3 months - Children	64	790	8.1%	9.3%	12.2%	11.6%
% of FP17s for the same patient ID Re-attending within 3 months - Adults	102	853	12.0%	13.4%	15.8%	15.5%
% of FP17s for the same patient ID Re-attending between 3 & 9 months - Children	441	790	55.8%	60.3%	60.3%	58.8%
% of FP17s for the same patient ID Re-attending between 3 & 9 months - Adults	417	853	48.9%	54.5%	53.5%	51.1%
% of FP17s for Band 1 Urgent Courses	35	1,456	2.4%	7.2%	9.1%	9.0%
% of FP17s Relating to Free Repair or Replacements	1	1,456	0.1%	1.2%	1.0%	0.8%
% of FP17s Relating to Continuations	33	1,456	2.3%	1.1%	1.0%	0.9%
% of Patients satisfied with the dentistry they have received	0	0	N/A	94.2%	93.6%	93.3%
% of Patients satisfied with the time they had to wait for an appointment	0	0	N/A	88.8%	89.8%	88.9%

* This is based on patients treated on this contract for their most recent course of treatment. Figures in italics indicate the base number of FP17s or Patient Questionnaire responses are less than 100. N/A is shown where the base number of responses is less than 10 during the period. % is calculated as Quantity/Base number*100

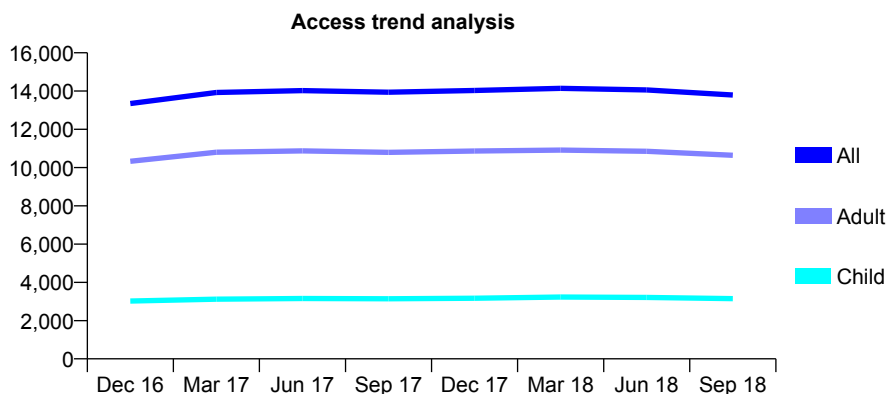
Q51 - Vital Signs At a Glance Contract Report for 190888/0002 - September 2018

Name or company name	Retford Dental Care
Contract type name	GDS Contract
Purpose of contract	General
Contract start date	01/04/2012
Contract end date	

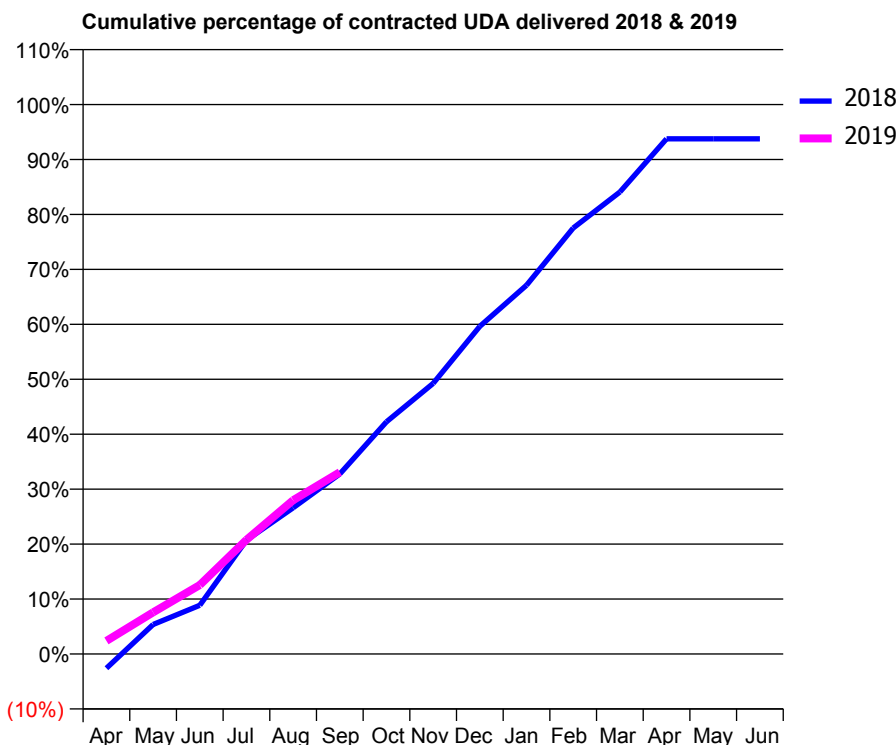
18/19 Contracted general activity (UDA)	35,365
Carry forward general activity (UDA)	0
18/19 Contracted orthodontic activity (UOA)	0
Carry forward orthodontic activity (UOA)	0
Baseline contract value	£1,019,843.13

ACCESS*

Patients seen in 24 months	Total	Change since previous quarter
Quarter ending September 2017	13,937	
Quarter ending December 2017	14,033	→
Quarter ending March 2018	14,145	→
Quarter ending June 2018	14,060	→
Quarter ending September 2018	13,791	↓
Variance since September 2017	(1.0%)	↓



ACTIVITY



Month	Adjusted Scheduled Activity (UDA)	
	2018	2019
April	-919	845
May	1,902	2,686
June	3,140	4,437
July	7,329	7,353
August	9,408	9,899
September	11,592	11,704
October	14,942	
November	17,421	
December	21,094	
January	23,733	
February	27,413	
March	29,732	
April	33,153	
May	33,156	
June	33,156	

QUALITY

	Quantity	Base Number	Contract	AT	Region	England
% of FP17s for the same patient ID Re-attending within 3 months - Children	74	1,978	3.7%	9.3%	12.2%	11.6%
% of FP17s for the same patient ID Re-attending within 3 months - Adults	725	6,279	11.5%	13.4%	15.8%	15.5%
% of FP17s for the same patient ID Re-attending between 3 & 9 months - Children	1,288	1,978	65.1%	60.3%	60.3%	58.8%
% of FP17s for the same patient ID Re-attending between 3 & 9 months - Adults	3,440	6,279	54.8%	54.5%	53.5%	51.1%
% of FP17s for Band 1 Urgent Courses	502	6,240	8.0%	7.2%	9.1%	9.0%
% of FP17s Relating to Free Repair or Replacements	132	6,240	2.1%	1.2%	1.0%	0.8%
% of FP17s Relating to Continuations	54	6,240	0.9%	1.1%	1.0%	0.9%
% of Patients satisfied with the dentistry they have received	12	13	92.3%	94.2%	93.6%	93.3%
% of Patients satisfied with the time they had to wait for an appointment	12	13	92.3%	88.8%	89.8%	88.9%

* This is based on patients treated on this contract for their most recent course of treatment. Figures in italics indicate the base number of FP17s or Patient Questionnaire responses are less than 100. N/A is shown where the base number of responses is less than 10 during the period. % is calculated as Quantity/Base number*100

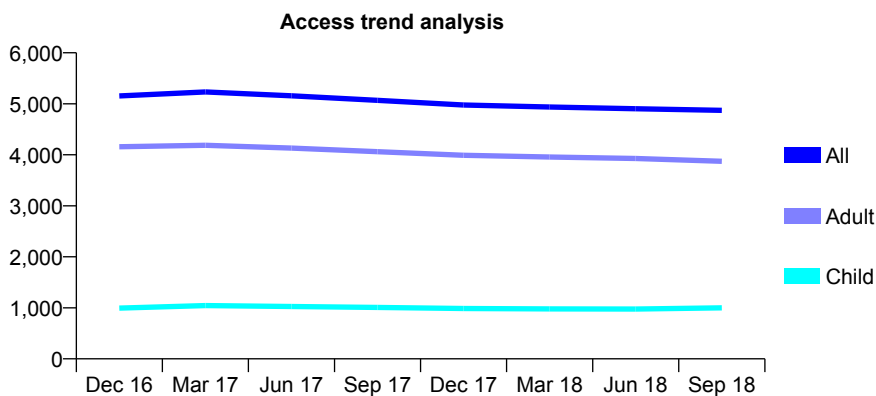
Q51 - Vital Signs At a Glance Contract Report for 191000/0001 - September 2018

Name or company name	Warren House Dental Practice
Contract type name	GDS Contract
Purpose of contract	General
Contract start date	01/05/2013
Contract end date	

18/19 Contracted general activity (UDA)	19,974
Carry forward general activity (UDA)	0
18/19 Contracted orthodontic activity (UOA)	0
Carry forward orthodontic activity (UOA)	0
Baseline contract value	£560,084.40

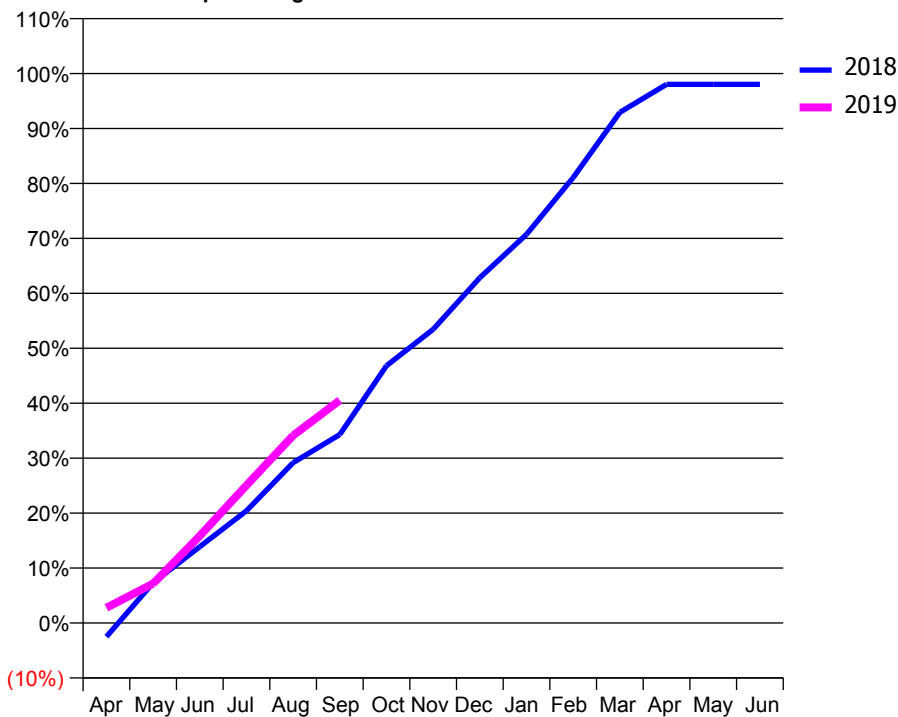
ACCESS*

Patients seen in 24 months	Total	Change since previous quarter
Quarter ending September 2017	5,069	
Quarter ending December 2017	4,977	↓
Quarter ending March 2018	4,938	→
Quarter ending June 2018	4,904	→
Quarter ending September 2018	4,872	→
Variance since September 2017	(3.9%)	↓



ACTIVITY

Cumulative percentage of contracted UDA delivered 2018 & 2019



Month	Adjusted Scheduled Activity (UDA)	
	2018	2019
April	-502	557
May	1,462	1,434
June	2,774	3,167
July	4,077	5,004
August	5,831	6,816
September	6,851	8,095
October	9,354	
November	10,677	
December	12,551	
January	14,128	
February	16,190	
March	18,561	
April	19,582	
May	19,580	
June	19,580	

QUALITY

	Quantity	Base Number	Contract	AT	Region	England
% of FP17s for the same patient ID Re-attending within 3 months - Children	94	853	11.0%	9.3%	12.2%	11.6%
% of FP17s for the same patient ID Re-attending within 3 months - Adults	456	2,622	17.4%	13.4%	15.8%	15.5%
% of FP17s for the same patient ID Re-attending between 3 & 9 months - Children	542	853	63.5%	60.3%	60.3%	58.8%
% of FP17s for the same patient ID Re-attending between 3 & 9 months - Adults	1,506	2,622	57.4%	54.5%	53.5%	51.1%
% of FP17s for Band 1 Urgent Courses	310	3,152	9.8%	7.2%	9.1%	9.0%
% of FP17s Relating to Free Repair or Replacements	59	3,152	1.9%	1.2%	1.0%	0.8%
% of FP17s Relating to Continuations	21	3,152	0.7%	1.1%	1.0%	0.9%
% of Patients satisfied with the dentistry they have received	2	2	N/A	94.2%	93.6%	93.3%
% of Patients satisfied with the time they had to wait for an appointment	1	2	N/A	88.8%	89.8%	88.9%

* This is based on patients treated on this contract for their most recent course of treatment. Figures in italics indicate the base number of FP17s or Patient Questionnaire responses are less than 100. N/A is shown where the base number of responses is less than 10 during the period. % is calculated as Quantity/Base number*100

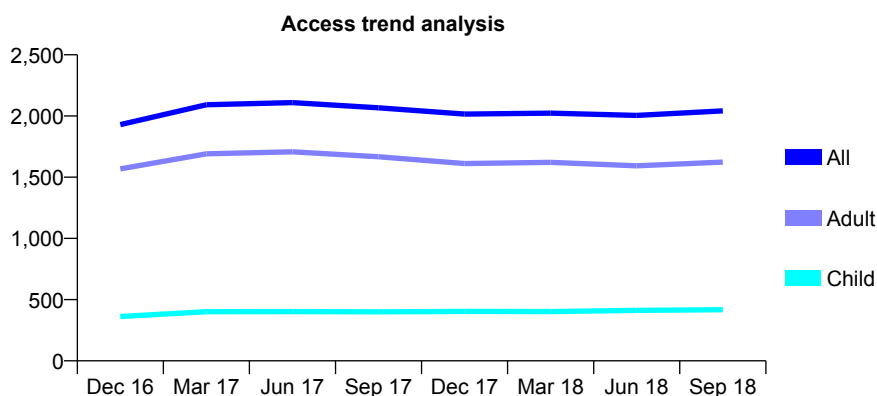
Q51 - Vital Signs At a Glance Contract Report for 192643/0001 - September 2018

Name or company name	Abbeydale Dental Care
Contract type name	GDS Contract
Purpose of contract	General
Contract start date	01/12/2013
Contract end date	

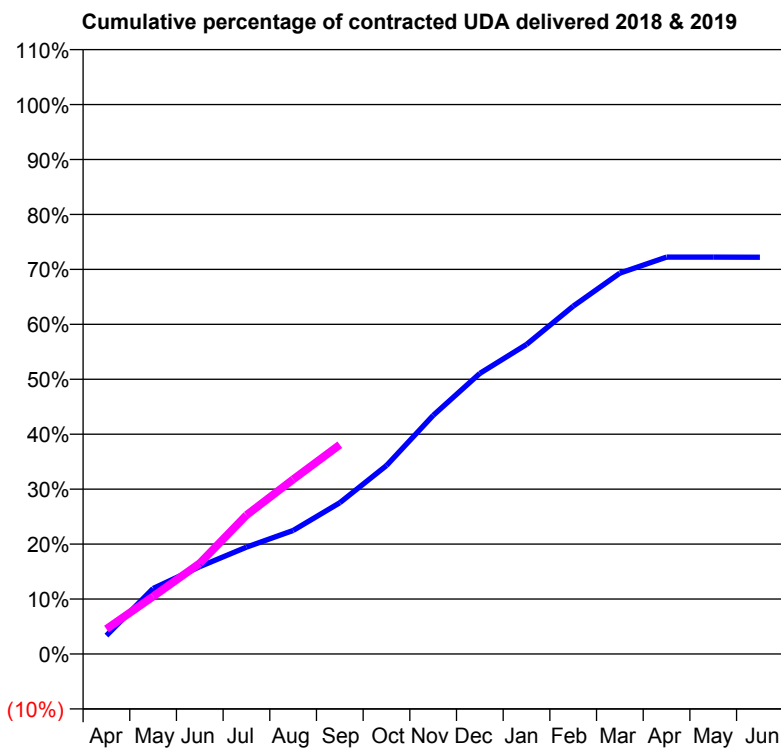
18/19 Contracted general activity (UDA)	6,699
Carry forward general activity (UDA)	0
18/19 Contracted orthodontic activity (UOA)	0
Carry forward orthodontic activity (UOA)	0
Baseline contract value	£222,155.79

ACCESS*

Patients seen in 24 months	Total	Change since previous quarter
Quarter ending September 2017	2,067	
Quarter ending December 2017	2,016	↓
Quarter ending March 2018	2,023	→
Quarter ending June 2018	2,005	→
Quarter ending September 2018	2,042	→
Variance since September 2017	(1.2%)	↓



ACTIVITY



Adjusted Scheduled Activity (UDA)		
Month	2018	2019
April	225	305
May	798	702
June	1,066	1,106
July	1,303	1,694
August	1,506	2,129
September	1,845	2,551
October	2,297	
November	2,909	
December	3,422	
January	3,774	
February	4,241	
March	4,644	
April	4,839	
May	4,839	
June	4,836	

QUALITY

	Quantity	Base Number	Contract	AT	Region	England
% of FP17s for the same patient ID Re-attending within 3 months - Children	39	366	10.7%	9.3%	12.2%	11.6%
% of FP17s for the same patient ID Re-attending within 3 months - Adults	182	1,107	16.4%	13.4%	15.8%	15.5%
% of FP17s for the same patient ID Re-attending between 3 & 9 months - Children	216	366	59.0%	60.3%	60.3%	58.8%
% of FP17s for the same patient ID Re-attending between 3 & 9 months - Adults	519	1,107	46.9%	54.5%	53.5%	51.1%
% of FP17s for Band 1 Urgent Courses	49	1,389	3.5%	7.2%	9.1%	9.0%
% of FP17s Relating to Free Repair or Replacements	27	1,389	1.9%	1.2%	1.0%	0.8%
% of FP17s Relating to Continuations	11	1,389	0.8%	1.1%	1.0%	0.9%
% of Patients satisfied with the dentistry they have received	2	2	N/A	94.2%	93.6%	93.3%
% of Patients satisfied with the time they had to wait for an appointment	2	2	N/A	88.8%	89.8%	88.9%

* This is based on patients treated on this contract for their most recent course of treatment. Figures in italics indicate the base number of FP17s or Patient Questionnaire responses are less than 100. N/A is shown where the base number of responses is less than 10 during the period. % is calculated as Quantity/Base number*100

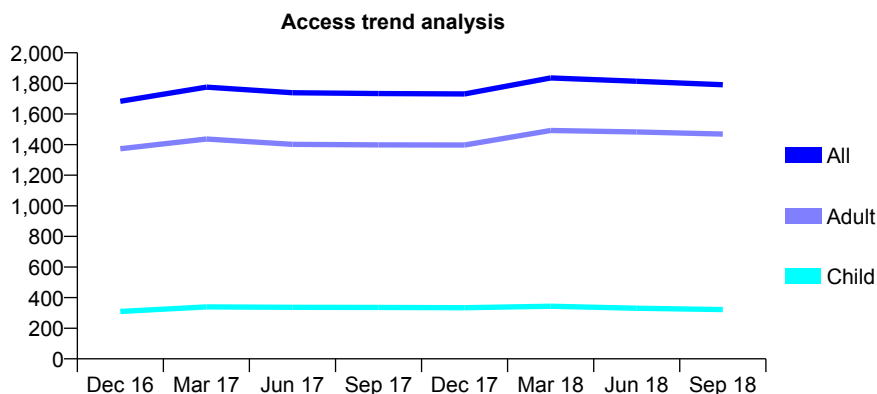
Q51 - Vital Signs At a Glance Contract Report for 193348/0001 - September 2018

Name or company name	Devonshire Quarter Dental Practice
Contract type name	GDS Contract
Purpose of contract	General
Contract start date	01/03/2012
Contract end date	

18/19 Contracted general activity (UDA)	5,177
Carry forward general activity (UDA)	0
18/19 Contracted orthodontic activity (UOA)	0
Carry forward orthodontic activity (UOA)	0
Baseline contract value	£164,074.95

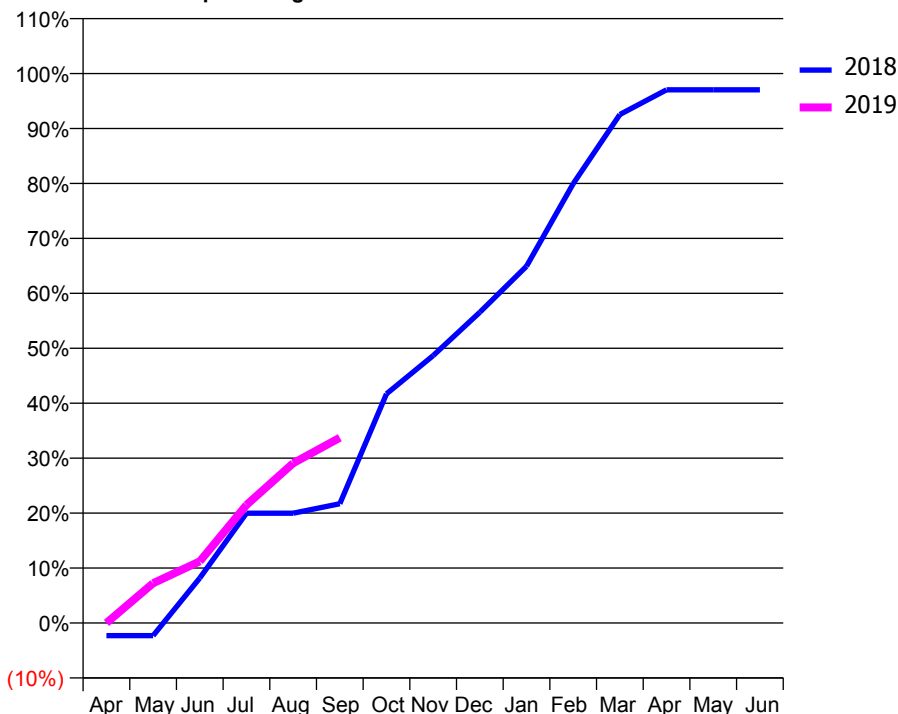
ACCESS*

Patients seen in 24 months	Total	Change since previous quarter
Quarter ending September 2017	1,734	
Quarter ending December 2017	1,731	→
Quarter ending March 2018	1,836	↑
Quarter ending June 2018	1,814	↓
Quarter ending September 2018	1,791	↓
Variance since September 2017	3.3%	↑



ACTIVITY

Cumulative percentage of contracted UDA delivered 2018 & 2019



Month	Adjusted Scheduled Activity (UDA)	
	2018	2019
April	-120	0
May	-120	376
June	423	581
July	1,035	1,113
August	1,035	1,506
September	1,123	1,745
October	2,159	
November	2,519	
December	2,928	
January	3,361	
February	4,138	
March	4,790	
April	5,024	
May	5,024	
June	5,024	

QUALITY

	Quantity	Base Number	Contract	AT	Region	England
% of FP17s for the same patient ID Re-attending within 3 months - Children	41	291	14.1%	9.3%	12.2%	11.6%
% of FP17s for the same patient ID Re-attending within 3 months - Adults	157	1,064	14.8%	13.4%	15.8%	15.5%
% of FP17s for the same patient ID Re-attending between 3 & 9 months - Children	217	291	74.6%	60.3%	60.3%	58.8%
% of FP17s for the same patient ID Re-attending between 3 & 9 months - Adults	776	1,064	72.9%	54.5%	53.5%	51.1%
% of FP17s for Band 1 Urgent Courses	82	1,214	6.8%	7.2%	9.1%	9.0%
% of FP17s Relating to Free Repair or Replacements	13	1,214	1.1%	1.2%	1.0%	0.8%
% of FP17s Relating to Continuations	2	1,214	0.2%	1.1%	1.0%	0.9%
% of Patients satisfied with the dentistry they have received	4	4	N/A	94.2%	93.6%	93.3%
% of Patients satisfied with the time they had to wait for an appointment	4	4	N/A	88.8%	89.8%	88.9%

* This is based on patients treated on this contract for their most recent course of treatment. Figures in italics indicate the base number of FP17s or Patient Questionnaire responses are less than 100. N/A is shown where the base number of responses is less than 10 during the period. % is calculated as Quantity/Base number*100

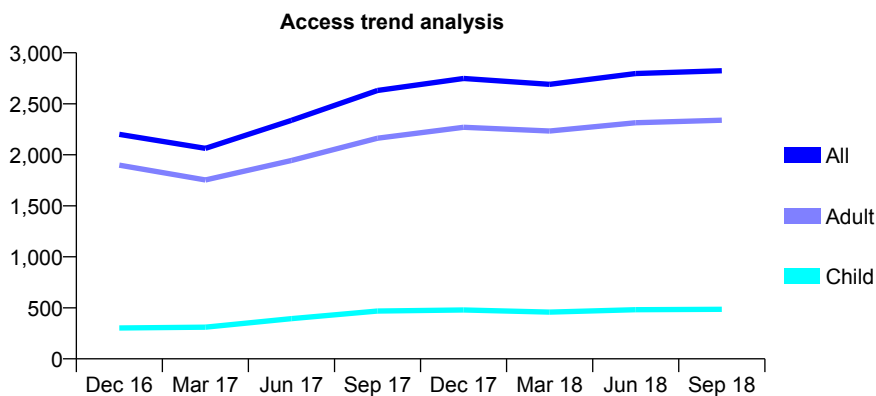
Q51 - Vital Signs At a Glance Contract Report for 194263/0001 - September 2018

Name or company name	R M Denton Ltd
Contract type name	GDS Contract
Purpose of contract	General
Contract start date	01/01/2012
Contract end date	

18/19 Contracted general activity (UDA)	7,200
Carry forward general activity (UDA)	0
18/19 Contracted orthodontic activity (UOA)	0
Carry forward orthodontic activity (UOA)	0
Baseline contract value	£206,104.86

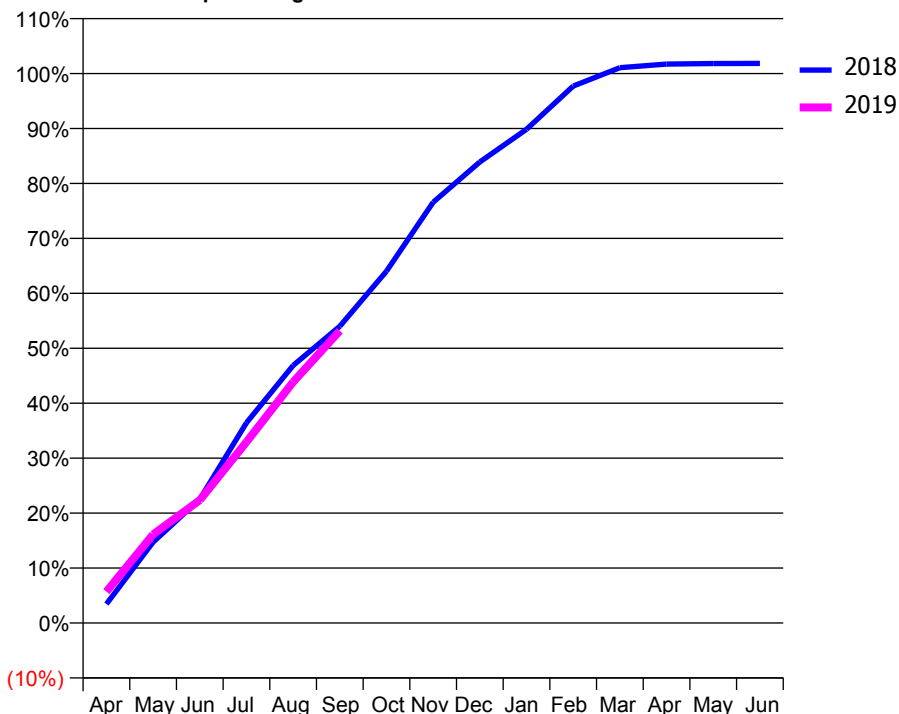
ACCESS*

Patients seen in 24 months	Total	Change since previous quarter
Quarter ending September 2017	2,631	
Quarter ending December 2017	2,749	↑
Quarter ending March 2018	2,691	↓
Quarter ending June 2018	2,797	↑
Quarter ending September 2018	2,824	→
Variance since September 2017	7.3%	↑



ACTIVITY

Cumulative percentage of contracted UDA delivered 2018 & 2019



Month	Adjusted Scheduled Activity (UDA)	
	2018	2019
April	249	412
May	1,059	1,162
June	1,623	1,610
July	2,624	2,372
August	3,375	3,158
September	3,889	3,828
October	4,609	
November	5,514	
December	6,041	
January	6,469	
February	7,035	
March	7,277	
April	7,323	
May	7,330	
June	7,332	

QUALITY

	Quantity	Base Number	Contract	AT	Region	England
% of FP17s for the same patient ID Re-attending within 3 months - Children	28	360	7.8%	9.3%	12.2%	11.6%
% of FP17s for the same patient ID Re-attending within 3 months - Adults	150	1,672	9.0%	13.4%	15.8%	15.5%
% of FP17s for the same patient ID Re-attending between 3 & 9 months - Children	189	360	52.5%	60.3%	60.3%	58.8%
% of FP17s for the same patient ID Re-attending between 3 & 9 months - Adults	792	1,672	47.4%	54.5%	53.5%	51.1%
% of FP17s for Band 1 Urgent Courses	81	1,991	4.1%	7.2%	9.1%	9.0%
% of FP17s Relating to Free Repair or Replacements	11	1,991	0.6%	1.2%	1.0%	0.8%
% of FP17s Relating to Continuations	16	1,991	0.8%	1.1%	1.0%	0.9%
% of Patients satisfied with the dentistry they have received	2	2	N/A	94.2%	93.6%	93.3%
% of Patients satisfied with the time they had to wait for an appointment	2	2	N/A	88.8%	89.8%	88.9%

* This is based on patients treated on this contract for their most recent course of treatment. Figures in italics indicate the base number of FP17s or Patient Questionnaire responses are less than 100. N/A is shown where the base number of responses is less than 10 during the period. % is calculated as Quantity/Base number*100

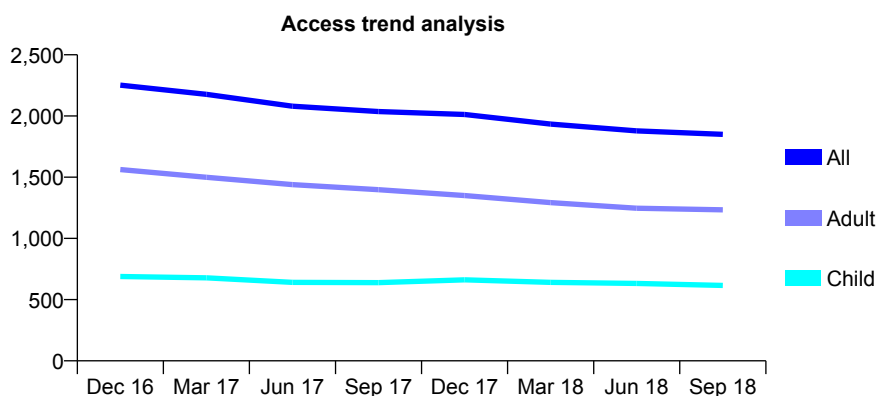
Q51 - Vital Signs At a Glance Contract Report for 196320/0001 - September 2018

Name or company name	Adrian Vasile
Contract type name	GDS Contract
Purpose of contract	General
Contract start date	01/01/2011
Contract end date	

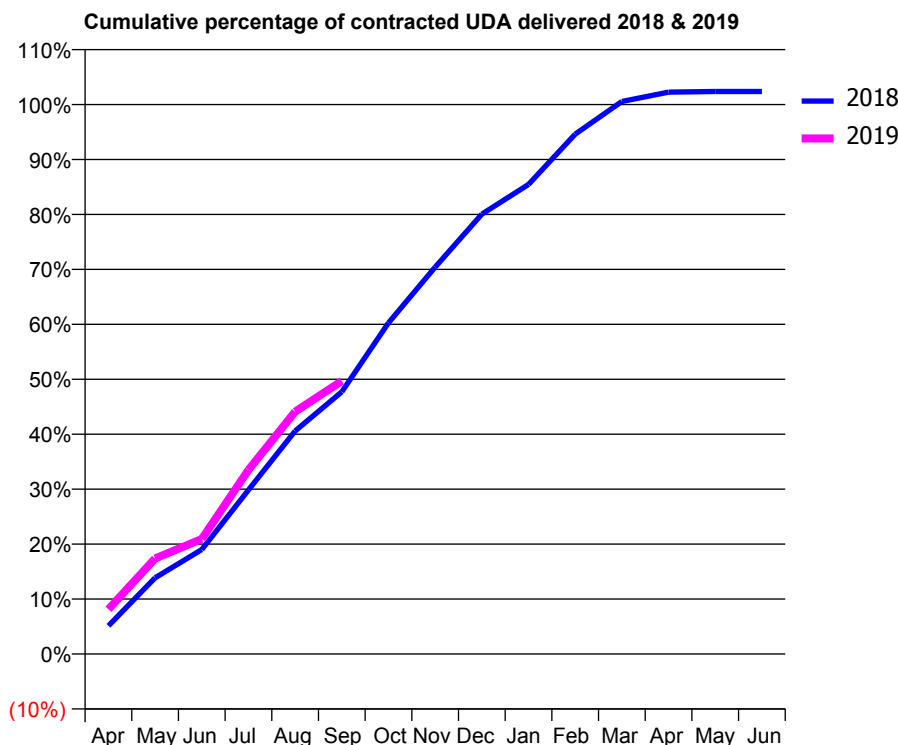
18/19 Contracted general activity (UDA)	7,284
Carry forward general activity (UDA)	0
18/19 Contracted orthodontic activity (UOA)	0
Carry forward orthodontic activity (UOA)	0
Baseline contract value	£232,369.93

ACCESS*

Patients seen in 24 months	Total	Change since previous quarter
Quarter ending September 2017	2,037	
Quarter ending December 2017	2,012	↓
Quarter ending March 2018	1,934	↓
Quarter ending June 2018	1,879	↓
Quarter ending September 2018	1,850	↓
Variance since September 2017	(9.2%)	↓



ACTIVITY



Month	Adjusted Scheduled Activity (UDA)	
	2018	2019
April	374	593
May	1,011	1,267
June	1,384	1,525
July	2,175	2,441
August	2,957	3,212
September	3,477	3,619
October	4,390	
November	5,129	
December	5,831	
January	6,225	
February	6,890	
March	7,324	
April	7,447	
May	7,456	
June	7,456	

QUALITY

	Quantity	Base Number	Contract	AT	Region	England
% of FP17s for the same patient ID Re-attending within 3 months - Children	45	504	8.9%	9.3%	12.2%	11.6%
% of FP17s for the same patient ID Re-attending within 3 months - Adults	104	914	11.4%	13.4%	15.8%	15.5%
% of FP17s for the same patient ID Re-attending between 3 & 9 months - Children	317	504	62.9%	60.3%	60.3%	58.8%
% of FP17s for the same patient ID Re-attending between 3 & 9 months - Adults	587	914	64.2%	54.5%	53.5%	51.1%
% of FP17s for Band 1 Urgent Courses	39	1,364	2.9%	7.2%	9.1%	9.0%
% of FP17s Relating to Free Repair or Replacements	7	1,364	0.5%	1.2%	1.0%	0.8%
% of FP17s Relating to Continuations	1	1,364	0.1%	1.1%	1.0%	0.9%
% of Patients satisfied with the dentistry they have received	3	3	N/A	94.2%	93.6%	93.3%
% of Patients satisfied with the time they had to wait for an appointment	3	3	N/A	88.8%	89.8%	88.9%

* This is based on patients treated on this contract for their most recent course of treatment. Figures in italics indicate the base number of FP17s or Patient Questionnaire responses are less than 100. N/A is shown where the base number of responses is less than 10 during the period. % is calculated as Quantity/Base number*100

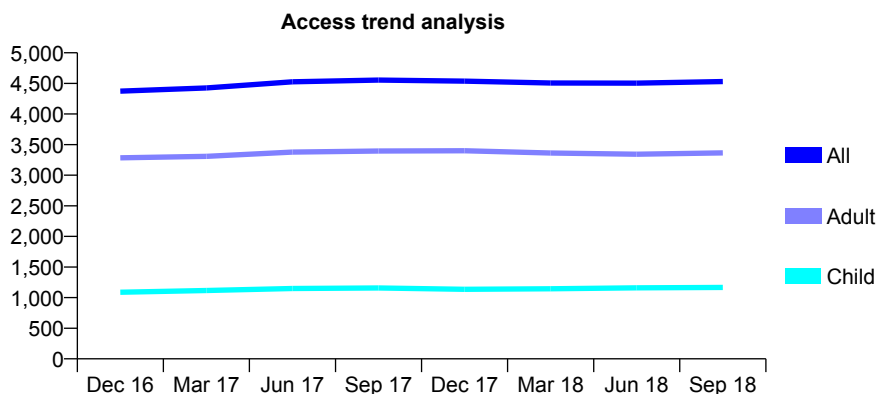
Q51 - Vital Signs At a Glance Contract Report for 196401/0001 - September 2018

Name or company name	M Foster Dental Surgeon Ltd
Contract type name	GDS Contract
Purpose of contract	General
Contract start date	01/12/2010
Contract end date	

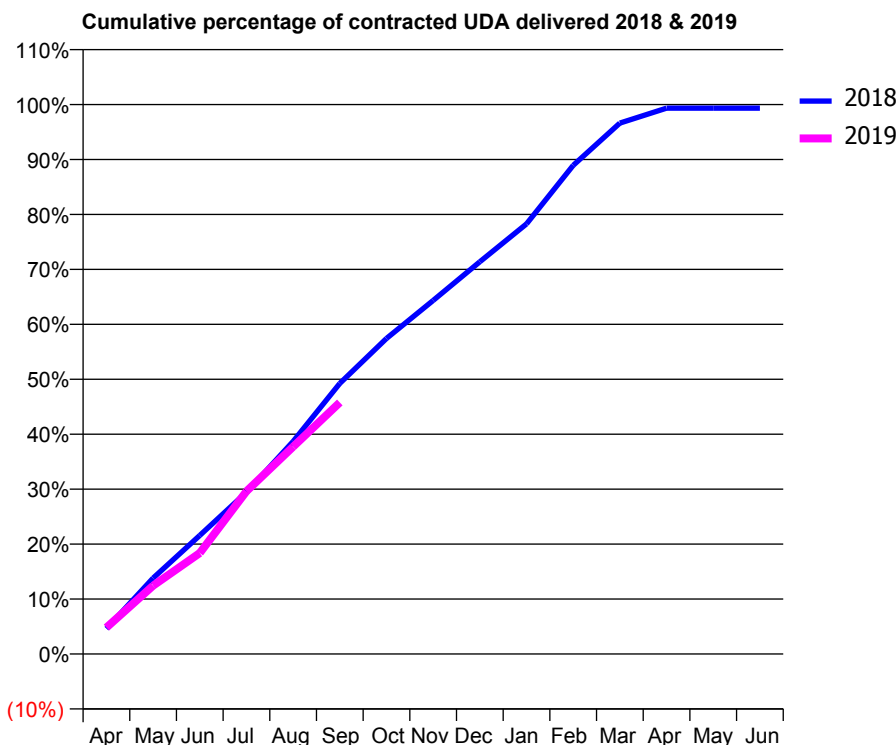
18/19 Contracted general activity (UDA)	13,258
Carry forward general activity (UDA)	0
18/19 Contracted orthodontic activity (UOA)	0
Carry forward orthodontic activity (UOA)	0
Baseline contract value	£356,393.39

ACCESS*

Patients seen in 24 months	Total	Change since previous quarter
Quarter ending September 2017	4,554	
Quarter ending December 2017	4,537	→
Quarter ending March 2018	4,507	→
Quarter ending June 2018	4,504	→
Quarter ending September 2018	4,530	→
Variance since September 2017	(0.5%)	→



ACTIVITY



Month	Adjusted Scheduled Activity (UDA)	
	2018	2019
April	614	637
May	1,832	1,649
June	2,862	2,438
July	3,904	3,926
August	5,130	5,000
September	6,529	6,071
October	7,615	
November	8,531	
December	9,464	
January	10,377	
February	11,791	
March	12,808	
April	13,170	
May	13,170	
June	13,169	

QUALITY

	Quantity	Base Number	Contract	AT	Region	England
% of FP17s for the same patient ID Re-attending within 3 months - Children	87	835	10.4%	9.3%	12.2%	11.6%
% of FP17s for the same patient ID Re-attending within 3 months - Adults	300	2,287	13.1%	13.4%	15.8%	15.5%
% of FP17s for the same patient ID Re-attending between 3 & 9 months - Children	454	835	54.4%	60.3%	60.3%	58.8%
% of FP17s for the same patient ID Re-attending between 3 & 9 months - Adults	1,311	2,287	57.3%	54.5%	53.5%	51.1%
% of FP17s for Band 1 Urgent Courses	120	2,934	4.1%	7.2%	9.1%	9.0%
% of FP17s Relating to Free Repair or Replacements	26	2,934	0.9%	1.2%	1.0%	0.8%
% of FP17s Relating to Continuations	99	2,934	3.4%	1.1%	1.0%	0.9%
% of Patients satisfied with the dentistry they have received	1	1	N/A	94.2%	93.6%	93.3%
% of Patients satisfied with the time they had to wait for an appointment	1	1	N/A	88.8%	89.8%	88.9%

* This is based on patients treated on this contract for their most recent course of treatment. Figures in italics indicate the base number of FP17s or Patient Questionnaire responses are less than 100. N/A is shown where the base number of responses is less than 10 during the period. % is calculated as Quantity/Base number*100

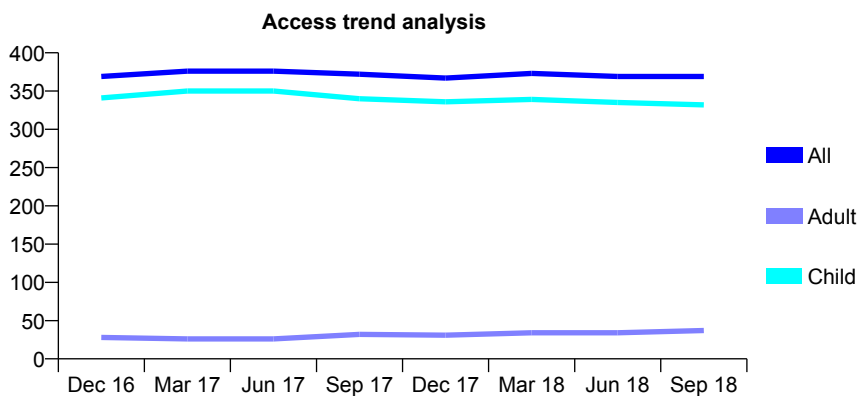
Q51 - Vital Signs At a Glance Contract Report for 196487/0001 - September 2018

Name or company name	Hunt & McGorrigan
Contract type name	GDS Contract
Purpose of contract	General
Contract start date	01/04/2006
Contract end date	

18/19 Contracted general activity (UDA)	720
Carry forward general activity (UDA)	0
18/19 Contracted orthodontic activity (UOA)	0
Carry forward orthodontic activity (UOA)	0
Baseline contract value	£13,736.50

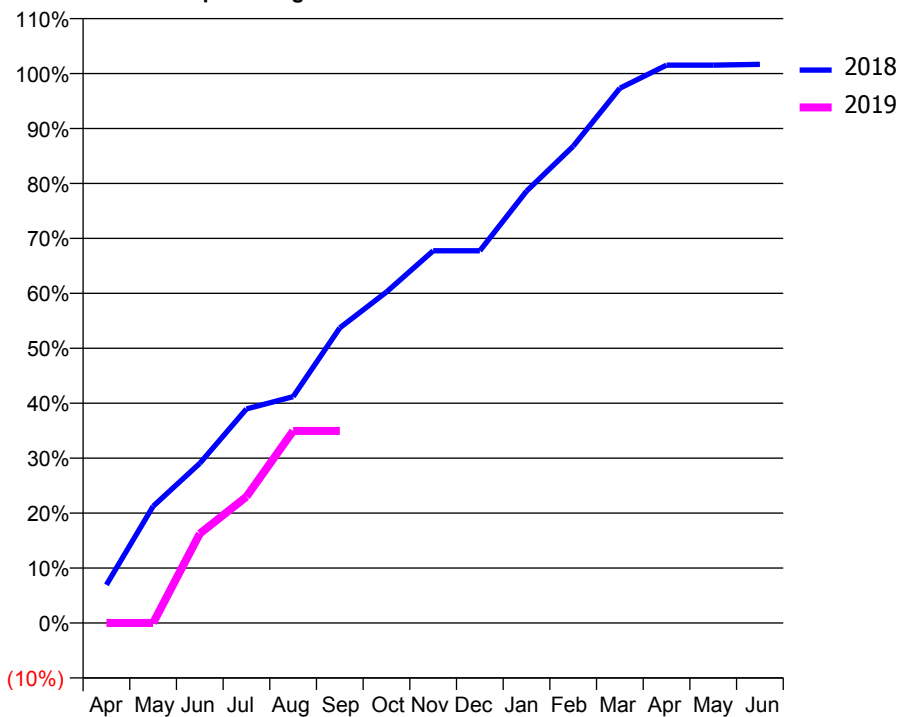
ACCESS*

Patients seen in 24 months	Total	Change since previous quarter
Quarter ending September 2017	372	
Quarter ending December 2017	367	↓
Quarter ending March 2018	373	→
Quarter ending June 2018	369	↓
Quarter ending September 2018	369	→
Variance since September 2017	(0.8%)	→



ACTIVITY

Cumulative percentage of contracted UDA delivered 2018 & 2019



Adjusted Scheduled Activity (UDA)		
Month	2018	2019
April	50	0
May	153	0
June	209	117
July	281	166
August	297	252
September	387	252
October	434	
November	488	
December	488	
January	566	
February	625	
March	701	
April	731	
May	731	
June	732	

QUALITY

	Quantity	Base Number	Contract	AT	Region	England
% of FP17s for the same patient ID Re-attending within 3 months - Children	12	221	5.4%	9.3%	12.2%	11.6%
% of FP17s for the same patient ID Re-attending within 3 months - Adults	0	0	N/A	13.4%	15.8%	15.5%
% of FP17s for the same patient ID Re-attending between 3 & 9 months - Children	155	221	70.1%	60.3%	60.3%	58.8%
% of FP17s for the same patient ID Re-attending between 3 & 9 months - Adults	0	0	N/A	54.5%	53.5%	51.1%
% of FP17s for Band 1 Urgent Courses	3	193	1.6%	7.2%	9.1%	9.0%
% of FP17s Relating to Free Repair or Replacements	0	193	0.0%	1.2%	1.0%	0.8%
% of FP17s Relating to Continuations	3	193	1.6%	1.1%	1.0%	0.9%
% of Patients satisfied with the dentistry they have received	1	1	N/A	94.2%	93.6%	93.3%
% of Patients satisfied with the time they had to wait for an appointment	1	1	N/A	88.8%	89.8%	88.9%

* This is based on patients treated on this contract for their most recent course of treatment. Figures in italics indicate the base number of FP17s or Patient Questionnaire responses are less than 100. N/A is shown where the base number of responses is less than 10 during the period. % is calculated as Quantity/Base number*100

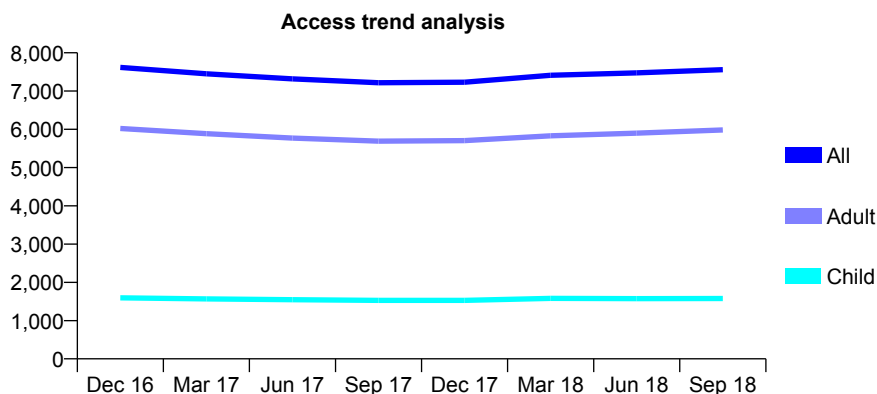
Q51 - Vital Signs At a Glance Contract Report for 197947/0001 - September 2018

Name or company name	Ivy Cottage Dental Care
Contract type name	GDS Contract
Purpose of contract	General
Contract start date	01/12/2013
Contract end date	

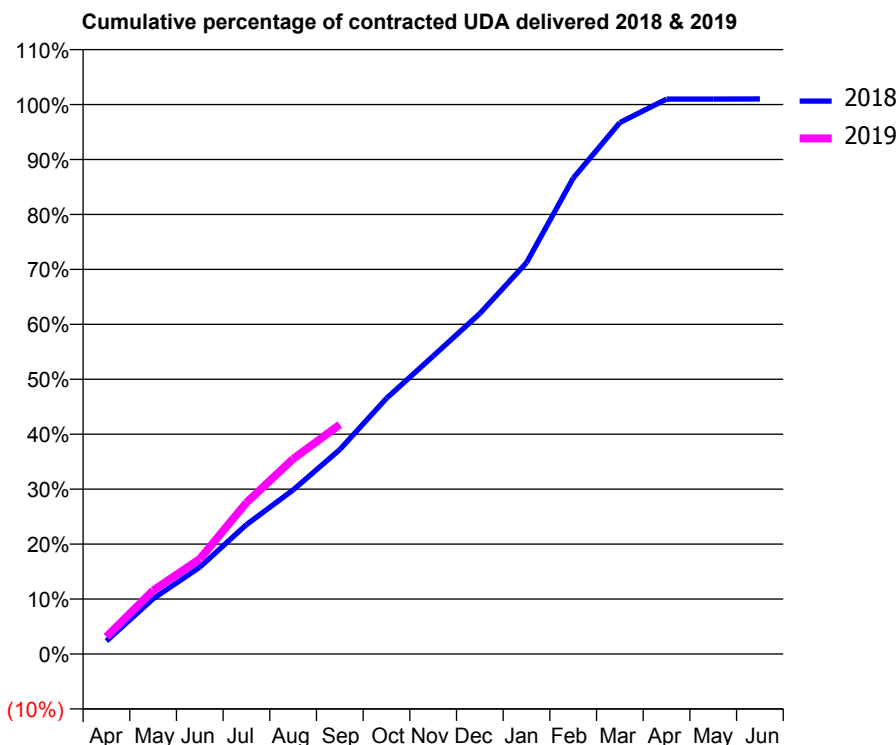
18/19 Contracted general activity (UDA)	22,294
Carry forward general activity (UDA)	0
18/19 Contracted orthodontic activity (UOA)	0
Carry forward orthodontic activity (UOA)	0
Baseline contract value	£709,231.63

ACCESS*

Patients seen in 24 months	Total	Change since previous quarter
Quarter ending September 2017	7,219	
Quarter ending December 2017	7,233	→
Quarter ending March 2018	7,411	↑
Quarter ending June 2018	7,475	→
Quarter ending September 2018	7,560	→
Variance since September 2017	4.7%	↑



ACTIVITY



Adjusted Scheduled Activity (UDA)		
Month	2018	2019
April	528	698
May	2,242	2,580
June	3,526	3,853
July	5,248	6,142
August	6,658	7,918
September	8,299	9,308
October	10,375	
November	12,088	
December	13,815	
January	15,878	
February	19,306	
March	21,562	
April	22,514	
May	22,516	
June	22,517	

QUALITY

	Quantity	Base Number	Contract	AT	Region	England
% of FP17s for the same patient ID Re-attending within 3 months - Children	77	1,180	6.5%	9.3%	12.2%	11.6%
% of FP17s for the same patient ID Re-attending within 3 months - Adults	478	4,084	11.7%	13.4%	15.8%	15.5%
% of FP17s for the same patient ID Re-attending between 3 & 9 months - Children	847	1,180	71.8%	60.3%	60.3%	58.8%
% of FP17s for the same patient ID Re-attending between 3 & 9 months - Adults	2,378	4,084	58.2%	54.5%	53.5%	51.1%
% of FP17s for Band 1 Urgent Courses	308	4,797	6.4%	7.2%	9.1%	9.0%
% of FP17s Relating to Free Repair or Replacements	124	4,797	2.6%	1.2%	1.0%	0.8%
% of FP17s Relating to Continuations	52	4,797	1.1%	1.1%	1.0%	0.9%
% of Patients satisfied with the dentistry they have received	17	18	94.4%	94.2%	93.6%	93.3%
% of Patients satisfied with the time they had to wait for an appointment	18	18	100.0%	88.8%	89.8%	88.9%

* This is based on patients treated on this contract for their most recent course of treatment. Figures in italics indicate the base number of FP17s or Patient Questionnaire responses are less than 100. N/A is shown where the base number of responses is less than 10 during the period. % is calculated as Quantity/Base number*100

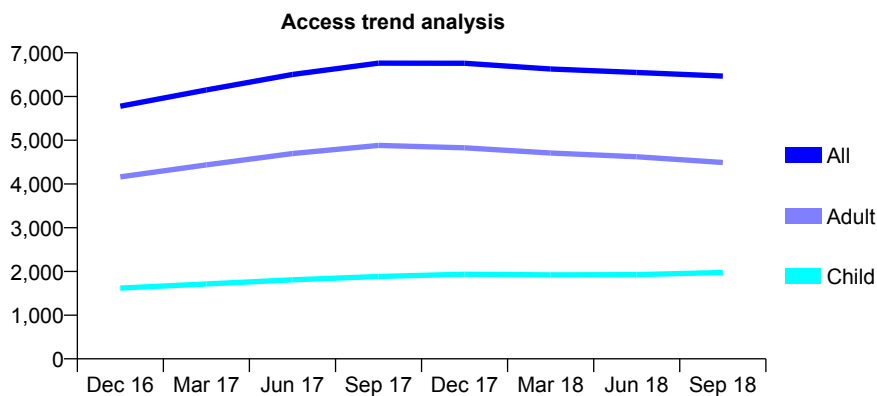
Q51 - Vital Signs At a Glance Contract Report for 198196/0001 - September 2018

Name or company name	I J Kellam Ltd
Contract type name	GDS Contract
Purpose of contract	General
Contract start date	01/11/2011
Contract end date	

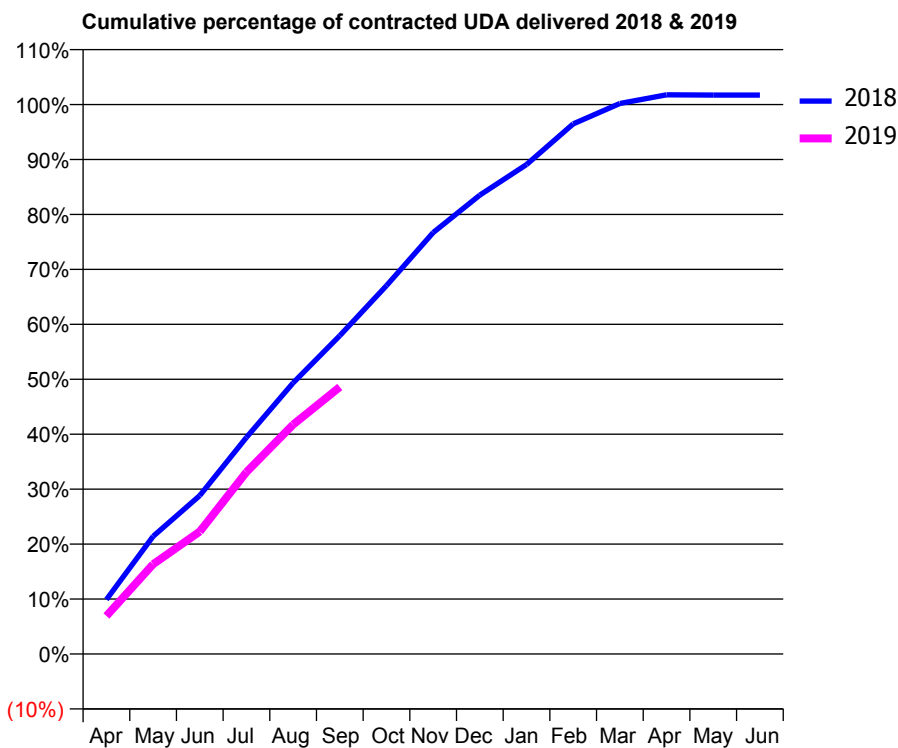
18/19 Contracted general activity (UDA)	18,914
Carry forward general activity (UDA)	0
18/19 Contracted orthodontic activity (UOA)	0
Carry forward orthodontic activity (UOA)	0
Baseline contract value	£541,329.88

ACCESS*

Patients seen in 24 months	Total	Change since previous quarter
Quarter ending September 2017	6,763	
Quarter ending December 2017	6,762	→
Quarter ending March 2018	6,629	↓
Quarter ending June 2018	6,550	↓
Quarter ending September 2018	6,467	↓
Variance since September 2017	(4.4%)	↓



ACTIVITY



Month	Adjusted Scheduled Activity (UDA)	
	2018	2019
April	1,873	1,311
May	4,050	3,091
June	5,457	4,218
July	7,456	6,265
August	9,335	7,897
September	10,959	9,190
October	12,678	
November	14,506	
December	15,796	
January	16,848	
February	18,248	
March	18,949	
April	19,250	
May	19,240	
June	19,240	

QUALITY

	Quantity	Base Number	Contract	AT	Region	England
% of FP17s for the same patient ID Re-attending within 3 months - Children	141	1,580	8.9%	9.3%	12.2%	11.6%
% of FP17s for the same patient ID Re-attending within 3 months - Adults	333	3,068	10.9%	13.4%	15.8%	15.5%
% of FP17s for the same patient ID Re-attending between 3 & 9 months - Children	899	1,580	56.9%	60.3%	60.3%	58.8%
% of FP17s for the same patient ID Re-attending between 3 & 9 months - Adults	1,732	3,068	56.5%	54.5%	53.5%	51.1%
% of FP17s for Band 1 Urgent Courses	223	4,476	5.0%	7.2%	9.1%	9.0%
% of FP17s Relating to Free Repair or Replacements	52	4,476	1.2%	1.2%	1.0%	0.8%
% of FP17s Relating to Continuations	29	4,476	0.6%	1.1%	1.0%	0.9%
% of Patients satisfied with the dentistry they have received	2	2	N/A	94.2%	93.6%	93.3%
% of Patients satisfied with the time they had to wait for an appointment	1	2	N/A	88.8%	89.8%	88.9%

* This is based on patients treated on this contract for their most recent course of treatment. Figures in italics indicate the base number of FP17s or Patient Questionnaire responses are less than 100. N/A is shown where the base number of responses is less than 10 during the period. % is calculated as Quantity/Base number*100

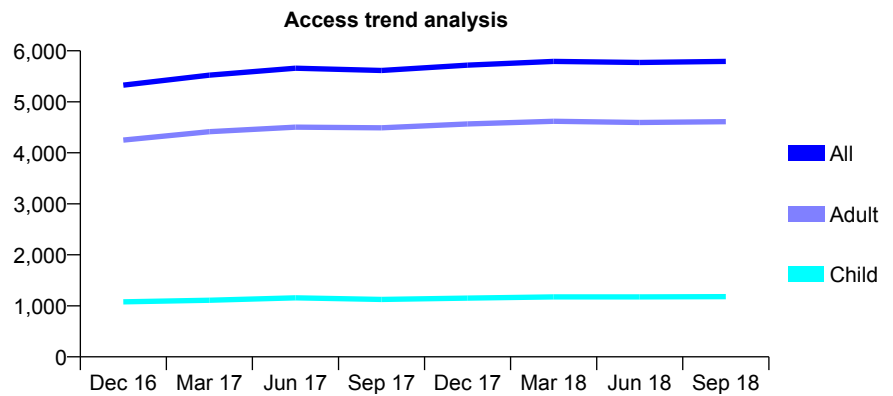
Q51 - Vital Signs At a Glance Contract Report for 198358/0001 - September 2018

Name or company name	Sprotbrough Dental Practice
Contract type name	GDS Contract
Purpose of contract	General
Contract start date	01/06/2015
Contract end date	

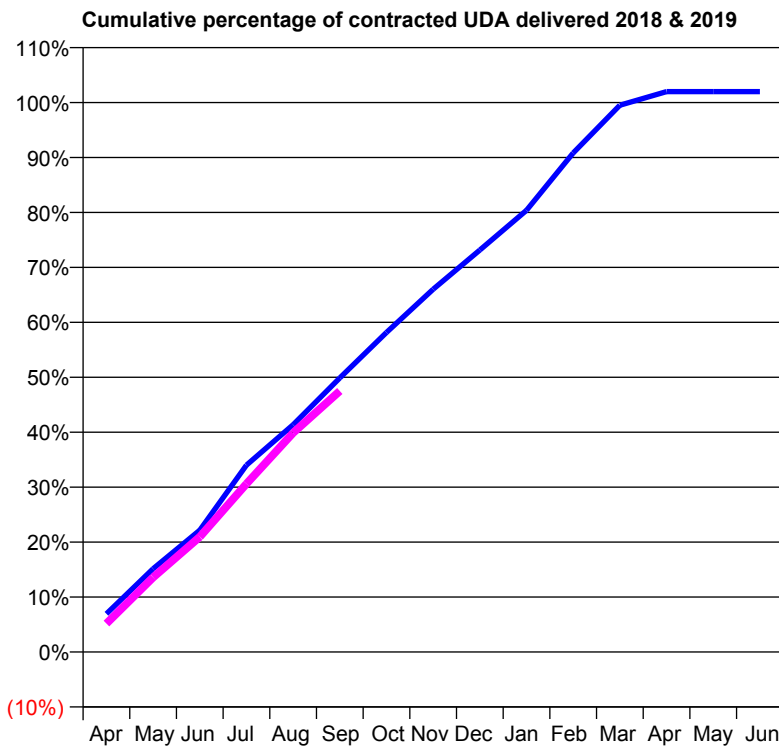
18/19 Contracted general activity (UDA)	18,796
Carry forward general activity (UDA)	0
18/19 Contracted orthodontic activity (UOA)	0
Carry forward orthodontic activity (UOA)	0
Baseline contract value	£537,949.32

ACCESS*

Patients seen in 24 months	Total	Change since previous quarter
Quarter ending September 2017	5,615	
Quarter ending December 2017	5,718	→
Quarter ending March 2018	5,792	→
Quarter ending June 2018	5,770	→
Quarter ending September 2018	5,792	→
Variance since September 2017	3.2%	↑



ACTIVITY



Month	Adjusted Scheduled Activity (UDA)	
	2018	2019
April	1,307	972
May	2,848	2,551
June	4,168	3,940
July	6,392	5,754
August	7,774	7,496
September	9,376	8,930
October	10,931	
November	12,409	
December	13,752	
January	15,108	
February	17,069	
March	18,704	
April	19,167	
May	19,167	
June	19,167	

QUALITY

	Quantity	Base Number	Contract	AT	Region	England
% of FP17s for the same patient ID Re-attending within 3 months - Children	49	871	5.6%	9.3%	12.2%	11.6%
% of FP17s for the same patient ID Re-attending within 3 months - Adults	519	3,444	15.1%	13.4%	15.8%	15.5%
% of FP17s for the same patient ID Re-attending between 3 & 9 months - Children	506	871	58.1%	60.3%	60.3%	58.8%
% of FP17s for the same patient ID Re-attending between 3 & 9 months - Adults	2,015	3,444	58.5%	54.5%	53.5%	51.1%
% of FP17s for Band 1 Urgent Courses	318	4,121	7.7%	7.2%	9.1%	9.0%
% of FP17s Relating to Free Repair or Replacements	27	4,121	0.7%	1.2%	1.0%	0.8%
% of FP17s Relating to Continuations	64	4,121	1.6%	1.1%	1.0%	0.9%
% of Patients satisfied with the dentistry they have received	3	3	N/A	94.2%	93.6%	93.3%
% of Patients satisfied with the time they had to wait for an appointment	2	3	N/A	88.8%	89.8%	88.9%

* This is based on patients treated on this contract for their most recent course of treatment. Figures in italics indicate the base number of FP17s or Patient Questionnaire responses are less than 100. N/A is shown where the base number of responses is less than 10 during the period. % is calculated as Quantity/Base number*100

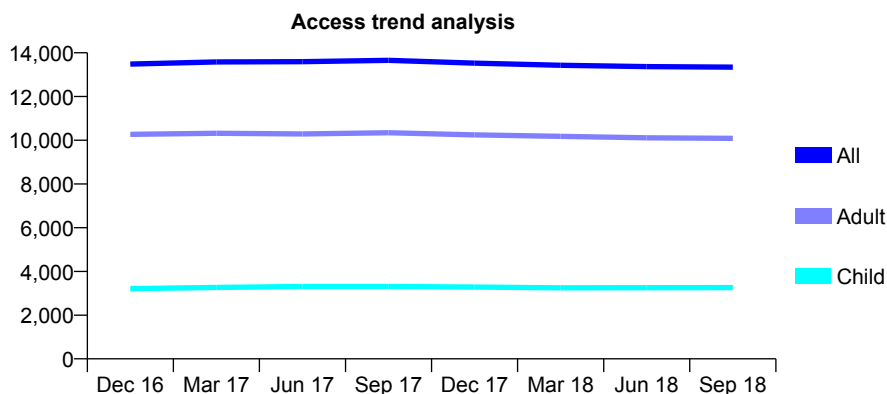
Q51 - Vital Signs At a Glance Contract Report for 198730/0001 - September 2018

Name or company name	Kimberworth Park Practice Limited
Contract type name	GDS Contract
Purpose of contract	General
Contract start date	01/09/2010
Contract end date	

18/19 Contracted general activity (UDA)	34,621
Carry forward general activity (UDA)	0
18/19 Contracted orthodontic activity (UOA)	0
Carry forward orthodontic activity (UOA)	0
Baseline contract value	£1,130,902.45

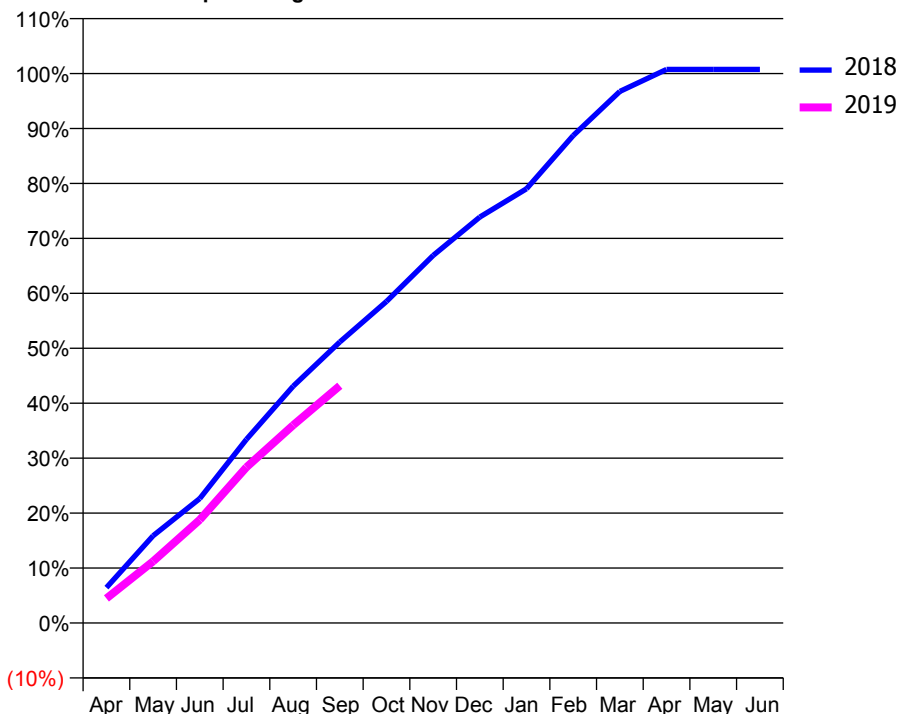
ACCESS*

Patients seen in 24 months	Total	Change since previous quarter
Quarter ending September 2017	13,653	
Quarter ending December 2017	13,529	→
Quarter ending March 2018	13,427	→
Quarter ending June 2018	13,366	→
Quarter ending September 2018	13,344	→
Variance since September 2017	(2.3%)	↓



ACTIVITY

Cumulative percentage of contracted UDA delivered 2018 & 2019



Month	Adjusted Scheduled Activity (UDA)	
	2018	2019
April	2,232	1,552
May	5,496	3,887
June	7,845	6,510
July	11,575	9,820
August	14,917	12,460
September	17,704	14,953
October	20,257	
November	23,159	
December	25,577	
January	27,362	
February	30,715	
March	33,490	
April	34,876	
May	34,876	
June	34,879	

QUALITY

	Quantity	Base Number	Contract	AT	Region	England
% of FP17s for the same patient ID Re-attending within 3 months - Children	193	2,220	8.7%	9.3%	12.2%	11.6%
% of FP17s for the same patient ID Re-attending within 3 months - Adults	899	6,180	14.5%	13.4%	15.8%	15.5%
% of FP17s for the same patient ID Re-attending between 3 & 9 months - Children	1,086	2,220	48.9%	60.3%	60.3%	58.8%
% of FP17s for the same patient ID Re-attending between 3 & 9 months - Adults	2,559	6,180	41.4%	54.5%	53.5%	51.1%
% of FP17s for Band 1 Urgent Courses	891	7,305	12.2%	7.2%	9.1%	9.0%
% of FP17s Relating to Free Repair or Replacements	94	7,305	1.3%	1.2%	1.0%	0.8%
% of FP17s Relating to Continuations	82	7,305	1.1%	1.1%	1.0%	0.9%
% of Patients satisfied with the dentistry they have received	6	6	N/A	94.2%	93.6%	93.3%
% of Patients satisfied with the time they had to wait for an appointment	4	6	N/A	88.8%	89.8%	88.9%

* This is based on patients treated on this contract for their most recent course of treatment. Figures in italics indicate the base number of FP17s or Patient Questionnaire responses are less than 100. N/A is shown where the base number of responses is less than 10 during the period. % is calculated as Quantity/Base number*100

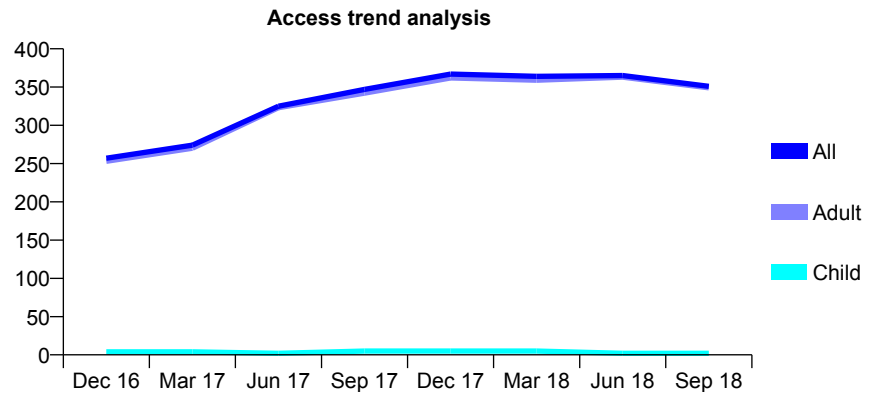
Q51 - Vital Signs At a Glance Contract Report for 198730/0002 - September 2018

Name or company name	Kimberworth Park Practice Limited
Contract type name	PDS Contract
Purpose of contract	General
Contract start date	01/05/2015
Contract end date	30/04/2020

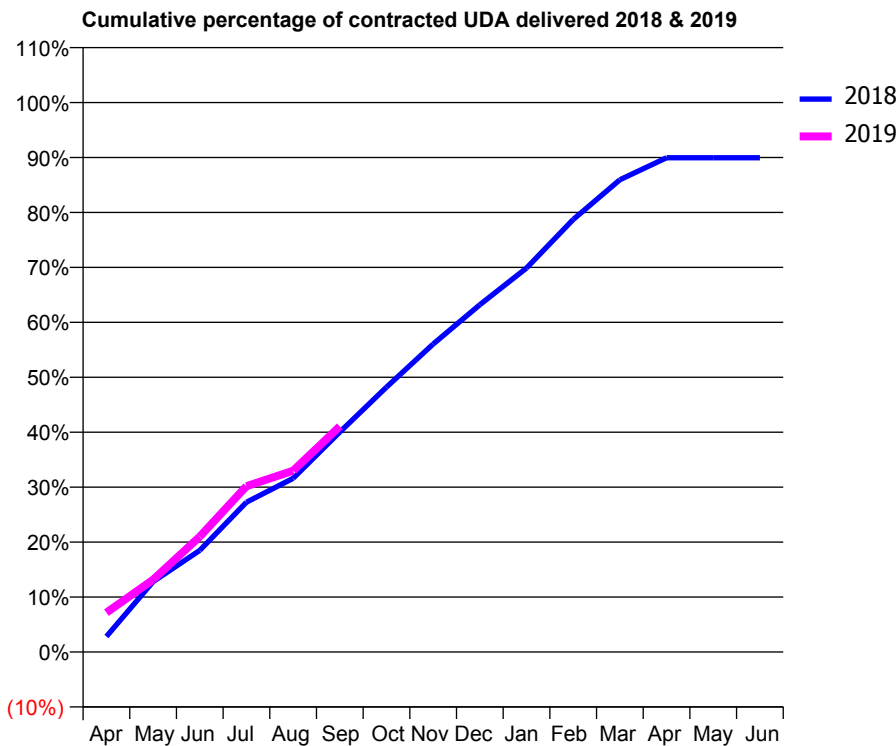
18/19 Contracted general activity (UDA)	1,800
Carry forward general activity (UDA)	-36
18/19 Contracted orthodontic activity (UOA)	0
Carry forward orthodontic activity (UOA)	0
Baseline contract value	£77,409.55

ACCESS*

Patients seen in 24 months	Total	Change since previous quarter
Quarter ending September 2017	347	
Quarter ending December 2017	367	↑
Quarter ending March 2018	364	→
Quarter ending June 2018	365	→
Quarter ending September 2018	351	↓
Variance since September 2017	1.2%	→



ACTIVITY



Month	Adjusted Scheduled Activity (UDA)	
	2018	2019
April	51	129
May	230	237
June	333	378
July	491	543
August	569	594
September	721	739
October	868	
November	1,009	
December	1,138	
January	1,258	
February	1,417	
March	1,547	
April	1,619	
May	1,619	
June	1,619	

QUALITY

	Quantity	Base Number	Contract	AT	Region	England
% of FP17s for the same patient ID Re-attending within 3 months - Children	0	1	0.0%	9.3%	12.2%	11.6%
% of FP17s for the same patient ID Re-attending within 3 months - Adults	52	258	20.2%	13.4%	15.8%	15.5%
% of FP17s for the same patient ID Re-attending between 3 & 9 months - Children	0	1	0.0%	60.3%	60.3%	58.8%
% of FP17s for the same patient ID Re-attending between 3 & 9 months - Adults	8	258	3.1%	54.5%	53.5%	51.1%
% of FP17s for Band 1 Urgent Courses	1	235	0.4%	7.2%	9.1%	9.0%
% of FP17s Relating to Free Repair or Replacements	0	235	0.0%	1.2%	1.0%	0.8%
% of FP17s Relating to Continuations	0	235	0.0%	1.1%	1.0%	0.9%
% of Patients satisfied with the dentistry they have received	0	0	N/A	94.2%	93.6%	93.3%
% of Patients satisfied with the time they had to wait for an appointment	0	0	N/A	88.8%	89.8%	88.9%

* This is based on patients treated on this contract for their most recent course of treatment. Figures in italics indicate the base number of FP17s or Patient Questionnaire responses are less than 100. N/A is shown where the base number of responses is less than 10 during the period. % is calculated as Quantity/Base number*100

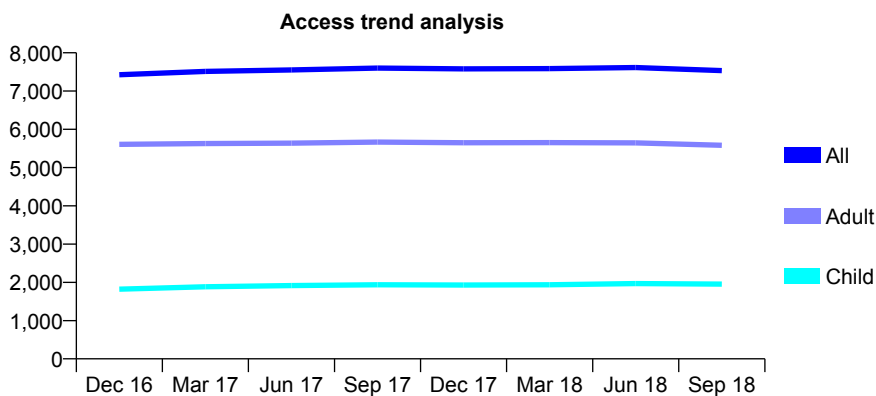
Q51 - Vital Signs At a Glance Contract Report for 198749/0001 - September 2018

Name or company name	RICHMOND DENTAL CARE
Contract type name	Pilot Contract
Purpose of contract	General
Contract start date	01/04/2009
Contract end date	

18/19 Contracted general activity (UDA)	25,655
Carry forward general activity (UDA)	0
18/19 Contracted orthodontic activity (UOA)	0
Carry forward orthodontic activity (UOA)	0
Baseline contract value	£788,361.59

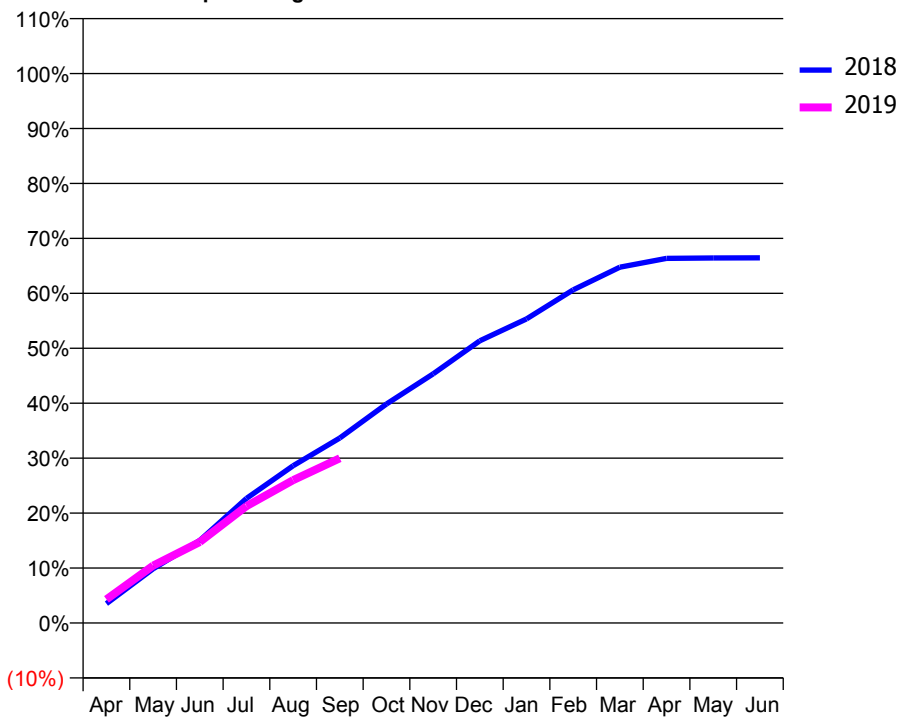
ACCESS*

Patients seen in 24 months	Total	Change since previous quarter
Quarter ending September 2017	7,600	
Quarter ending December 2017	7,580	→
Quarter ending March 2018	7,588	→
Quarter ending June 2018	7,614	→
Quarter ending September 2018	7,535	↓
Variance since September 2017	(0.9%)	→



ACTIVITY

Cumulative percentage of contracted UDA delivered 2018 & 2019



Adjusted Scheduled Activity (UDA)

Month	2018	2019
April	904	1,106
May	2,530	2,680
June	3,859	3,781
July	5,818	5,456
August	7,341	6,671
September	8,639	7,694
October	10,228	
November	11,630	
December	13,176	
January	14,197	
February	15,557	
March	16,616	
April	17,027	
May	17,040	
June	17,046	

QUALITY

	Quantity	Base Number	Contract	AT	Region	England
% of FP17s for the same patient ID Re-attending within 3 months - Children	107	1,496	7.2%	9.3%	12.2%	11.6%
% of FP17s for the same patient ID Re-attending within 3 months - Adults	445	3,491	12.7%	13.4%	15.8%	15.5%
% of FP17s for the same patient ID Re-attending between 3 & 9 months - Children	1,024	1,496	68.4%	60.3%	60.3%	58.8%
% of FP17s for the same patient ID Re-attending between 3 & 9 months - Adults	1,791	3,491	51.3%	54.5%	53.5%	51.1%
% of FP17s for Band 1 Urgent Courses	401	4,258	9.4%	7.2%	9.1%	9.0%
% of FP17s Relating to Free Repair or Replacements	60	4,258	1.4%	1.2%	1.0%	0.8%
% of FP17s Relating to Continuations	17	4,258	0.4%	1.1%	1.0%	0.9%
% of Patients satisfied with the dentistry they have received	12	12	100.0%	94.2%	93.6%	93.3%
% of Patients satisfied with the time they had to wait for an appointment	12	12	100.0%	88.8%	89.8%	88.9%

* This is based on patients treated on this contract for their most recent course of treatment. Figures in italics indicate the base number of FP17s or Patient Questionnaire responses are less than 100. N/A is shown where the base number of responses is less than 10 during the period. % is calculated as Quantity/Base number*100

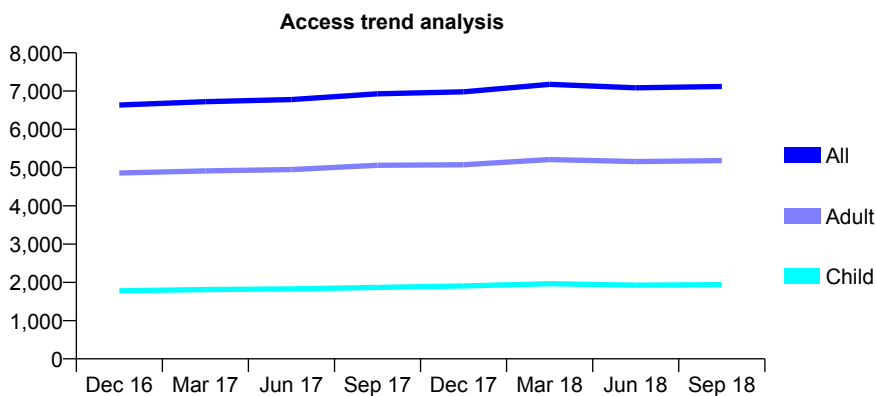
Q51 - Vital Signs At a Glance Contract Report for 202401/0003 - September 2018

Name or company name	MR RS NICHOLSON
Contract type name	GDS Contract
Purpose of contract	General
Contract start date	03/04/2007
Contract end date	

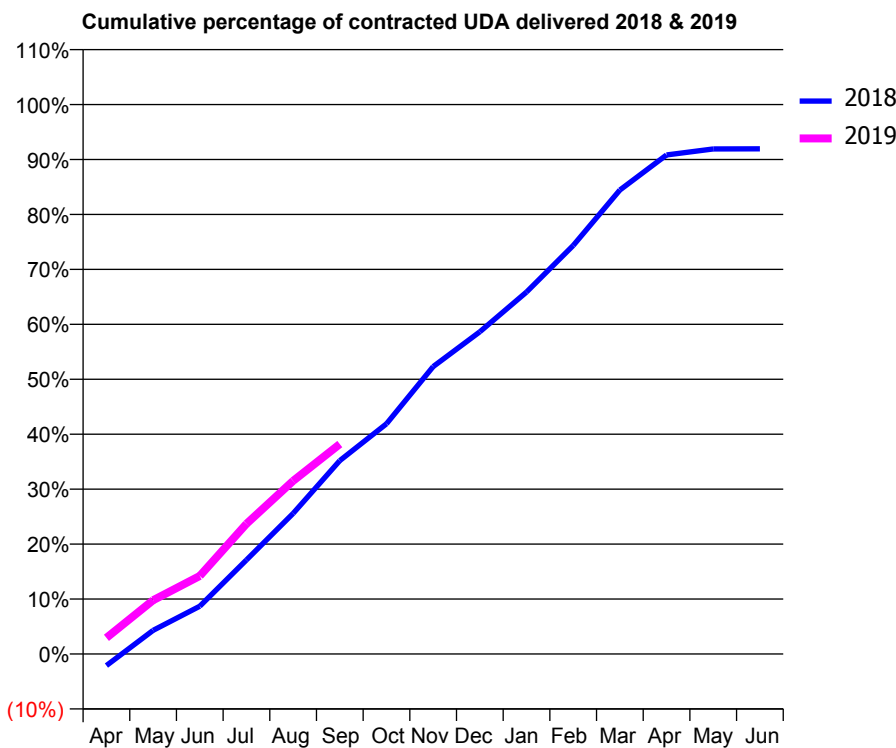
18/19 Contracted general activity (UDA)	19,000
Carry forward general activity (UDA)	0
18/19 Contracted orthodontic activity (UOA)	0
Carry forward orthodontic activity (UOA)	0
Baseline contract value	£532,772.78

ACCESS*

Patients seen in 24 months	Total	Change since previous quarter
Quarter ending September 2017	6,929	
Quarter ending December 2017	6,981	→
Quarter ending March 2018	7,174	↑
Quarter ending June 2018	7,086	↓
Quarter ending September 2018	7,121	→
Variance since September 2017	2.8%	↑



ACTIVITY



Adjusted Scheduled Activity (UDA)		
Month	2018	2019
April	-404	561
May	818	1,863
June	1,652	2,700
July	3,251	4,504
August	4,860	5,985
September	6,688	7,258
October	7,962	
November	9,939	
December	11,140	
January	12,514	
February	14,127	
March	16,044	
April	17,254	
May	17,465	
June	17,467	

QUALITY

	Quantity	Base Number	Contract	AT	Region	England
% of FP17s for the same patient ID Re-attending within 3 months - Children	71	1,154	6.2%	9.3%	12.2%	11.6%
% of FP17s for the same patient ID Re-attending within 3 months - Adults	260	2,757	9.4%	13.4%	15.8%	15.5%
% of FP17s for the same patient ID Re-attending between 3 & 9 months - Children	605	1,154	52.4%	60.3%	60.3%	58.8%
% of FP17s for the same patient ID Re-attending between 3 & 9 months - Adults	1,306	2,757	47.4%	54.5%	53.5%	51.1%
% of FP17s for Band 1 Urgent Courses	100	3,270	3.1%	7.2%	9.1%	9.0%
% of FP17s Relating to Free Repair or Replacements	63	3,270	1.9%	1.2%	1.0%	0.8%
% of FP17s Relating to Continuations	63	3,270	1.9%	1.1%	1.0%	0.9%
% of Patients satisfied with the dentistry they have received	2	2	N/A	94.2%	93.6%	93.3%
% of Patients satisfied with the time they had to wait for an appointment	2	2	N/A	88.8%	89.8%	88.9%

* This is based on patients treated on this contract for their most recent course of treatment. Figures in italics indicate the base number of FP17s or Patient Questionnaire responses are less than 100. N/A is shown where the base number of responses is less than 10 during the period. % is calculated as Quantity/Base number*100

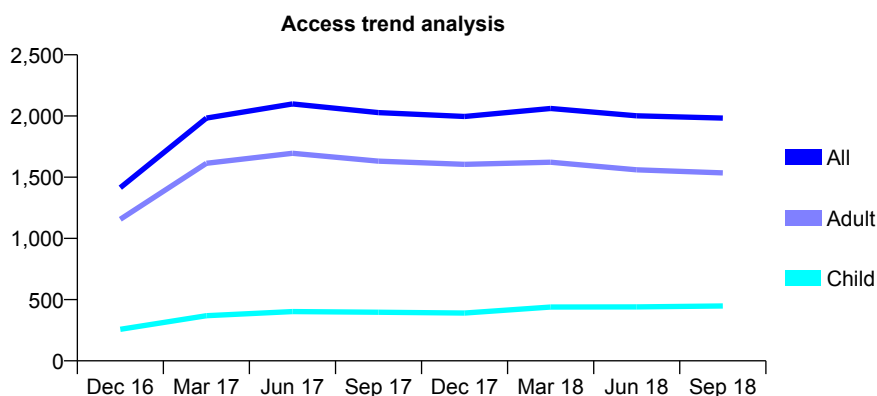
Q51 - Vital Signs At a Glance Contract Report for 214108/0001 - September 2018

Name or company name	MR H McWilliam
Contract type name	GDS Contract
Purpose of contract	General
Contract start date	01/04/2006
Contract end date	

18/19 Contracted general activity (UDA)	5,839
Carry forward general activity (UDA)	0
18/19 Contracted orthodontic activity (UOA)	0
Carry forward orthodontic activity (UOA)	0
Baseline contract value	£167,114.57

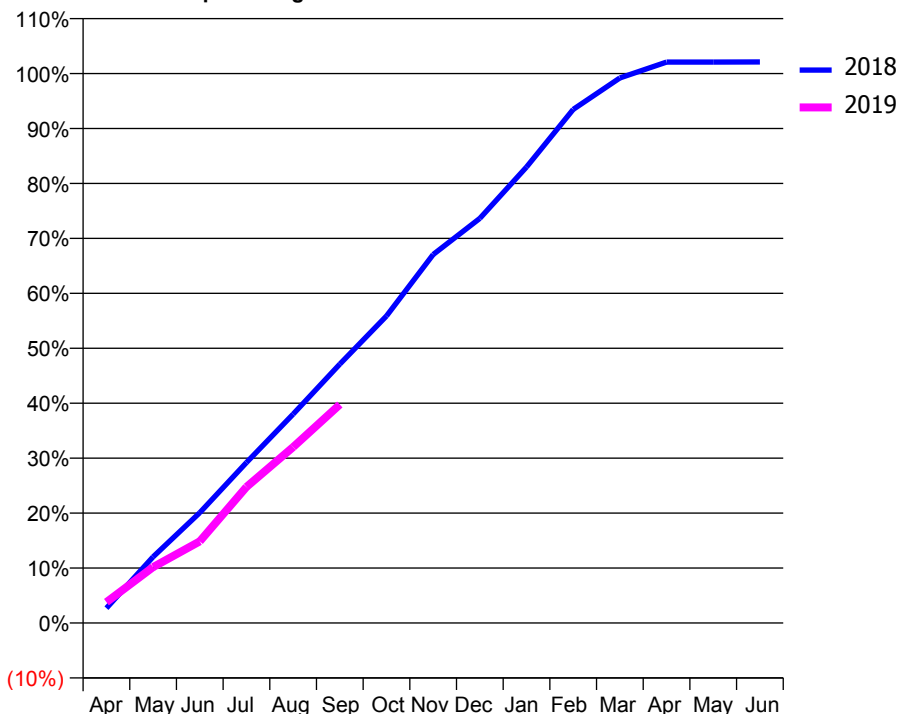
ACCESS*

Patients seen in 24 months	Total	Change since previous quarter
Quarter ending September 2017	2,028	
Quarter ending December 2017	1,996	↓
Quarter ending March 2018	2,062	↑
Quarter ending June 2018	2,002	↓
Quarter ending September 2018	1,983	→
Variance since September 2017	(2.2%)	↓



ACTIVITY

Cumulative percentage of contracted UDA delivered 2018 & 2019



Month	Adjusted Scheduled Activity (UDA)	
	2018	2019
April	159	222
May	704	594
June	1,173	867
July	1,706	1,447
August	2,219	1,869
September	2,751	2,322
October	3,263	
November	3,915	
December	4,300	
January	4,845	
February	5,457	
March	5,792	
April	5,961	
May	5,961	
June	5,962	

QUALITY

	Quantity	Base Number	Contract	AT	Region	England
% of FP17s for the same patient ID Re-attending within 3 months - Children	14	292	4.8%	9.3%	12.2%	11.6%
% of FP17s for the same patient ID Re-attending within 3 months - Adults	106	991	10.7%	13.4%	15.8%	15.5%
% of FP17s for the same patient ID Re-attending between 3 & 9 months - Children	140	292	47.9%	60.3%	60.3%	58.8%
% of FP17s for the same patient ID Re-attending between 3 & 9 months - Adults	419	991	42.3%	54.5%	53.5%	51.1%
% of FP17s for Band 1 Urgent Courses	141	1,198	11.8%	7.2%	9.1%	9.0%
% of FP17s Relating to Free Repair or Replacements	8	1,198	0.7%	1.2%	1.0%	0.8%
% of FP17s Relating to Continuations	12	1,198	1.0%	1.1%	1.0%	0.9%
% of Patients satisfied with the dentistry they have received	0	0	N/A	94.2%	93.6%	93.3%
% of Patients satisfied with the time they had to wait for an appointment	0	0	N/A	88.8%	89.8%	88.9%

* This is based on patients treated on this contract for their most recent course of treatment. Figures in italics indicate the base number of FP17s or Patient Questionnaire responses are less than 100. N/A is shown where the base number of responses is less than 10 during the period. % is calculated as Quantity/Base number*100

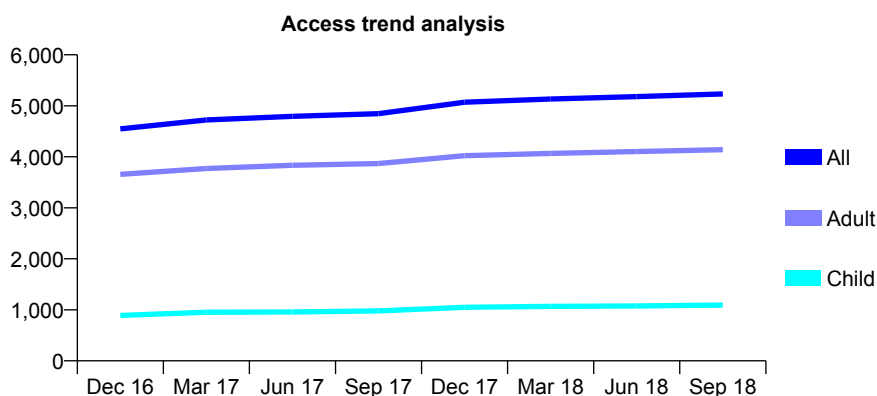
Q51 - Vital Signs At a Glance Contract Report for 214264/0001 - September 2018

Name or company name	J M Nadolinska & M R Nadolinski
Contract type name	GDS Contract
Purpose of contract	General
Contract start date	01/04/2006
Contract end date	

18/19 Contracted general activity (UDA)	13,383
Carry forward general activity (UDA)	0
18/19 Contracted orthodontic activity (UOA)	0
Carry forward orthodontic activity (UOA)	0
Baseline contract value	£383,028.68

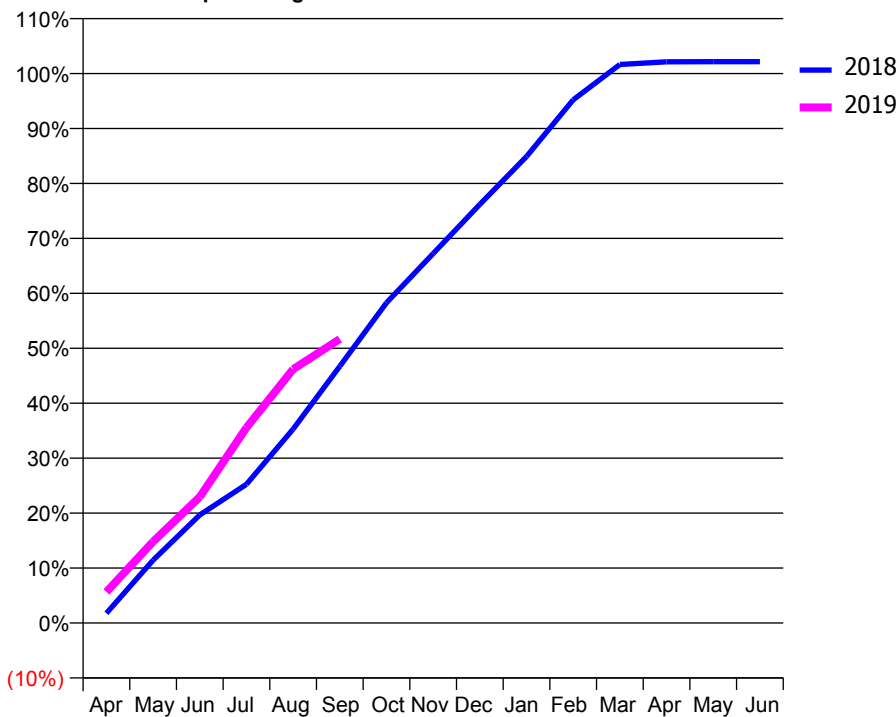
ACCESS*

Patients seen in 24 months	Total	Change since previous quarter
Quarter ending September 2017	4,845	
Quarter ending December 2017	5,071	↑
Quarter ending March 2018	5,133	→
Quarter ending June 2018	5,180	→
Quarter ending September 2018	5,233	→
Variance since September 2017	8.0%	↑



ACTIVITY

Cumulative percentage of contracted UDA delivered 2018 & 2019



Adjusted Scheduled Activity (UDA)

Month	2018	2019
April	240	759
May	1,531	1,983
June	2,631	3,070
July	3,379	4,760
August	4,725	6,183
September	6,253	6,917
October	7,799	
November	8,999	
December	10,197	
January	11,361	
February	12,742	
March	13,601	
April	13,669	
May	13,670	
June	13,670	

QUALITY

	Quantity	Base Number	Contract	AT	Region	England
% of FP17s for the same patient ID Re-attending within 3 months - Children	50	790	6.3%	9.3%	12.2%	11.6%
% of FP17s for the same patient ID Re-attending within 3 months - Adults	423	2,883	14.7%	13.4%	15.8%	15.5%
% of FP17s for the same patient ID Re-attending between 3 & 9 months - Children	522	790	66.1%	60.3%	60.3%	58.8%
% of FP17s for the same patient ID Re-attending between 3 & 9 months - Adults	1,451	2,883	50.3%	54.5%	53.5%	51.1%
% of FP17s for Band 1 Urgent Courses	286	3,627	7.9%	7.2%	9.1%	9.0%
% of FP17s Relating to Free Repair or Replacements	24	3,627	0.7%	1.2%	1.0%	0.8%
% of FP17s Relating to Continuations	68	3,627	1.9%	1.1%	1.0%	0.9%
% of Patients satisfied with the dentistry they have received	3	3	N/A	94.2%	93.6%	93.3%
% of Patients satisfied with the time they had to wait for an appointment	3	3	N/A	88.8%	89.8%	88.9%

* This is based on patients treated on this contract for their most recent course of treatment. Figures in italics indicate the base number of FP17s or Patient Questionnaire responses are less than 100. N/A is shown where the base number of responses is less than 10 during the period. % is calculated as Quantity/Base number*100

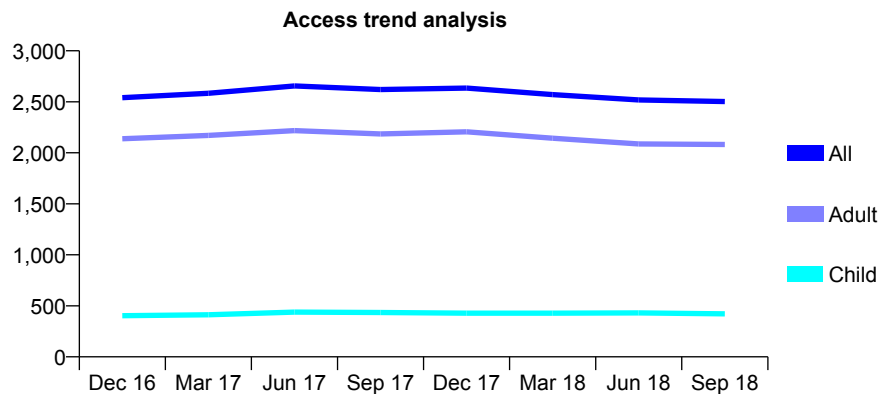
Q51 - Vital Signs At a Glance Contract Report for 215538/0001 - September 2018

Name or company name	Aditya Singh
Contract type name	GDS Contract
Purpose of contract	General
Contract start date	01/04/2006
Contract end date	

18/19 Contracted general activity (UDA)	7,635
Carry forward general activity (UDA)	0
18/19 Contracted orthodontic activity (UOA)	0
Carry forward orthodontic activity (UOA)	0
Baseline contract value	£181,378.74

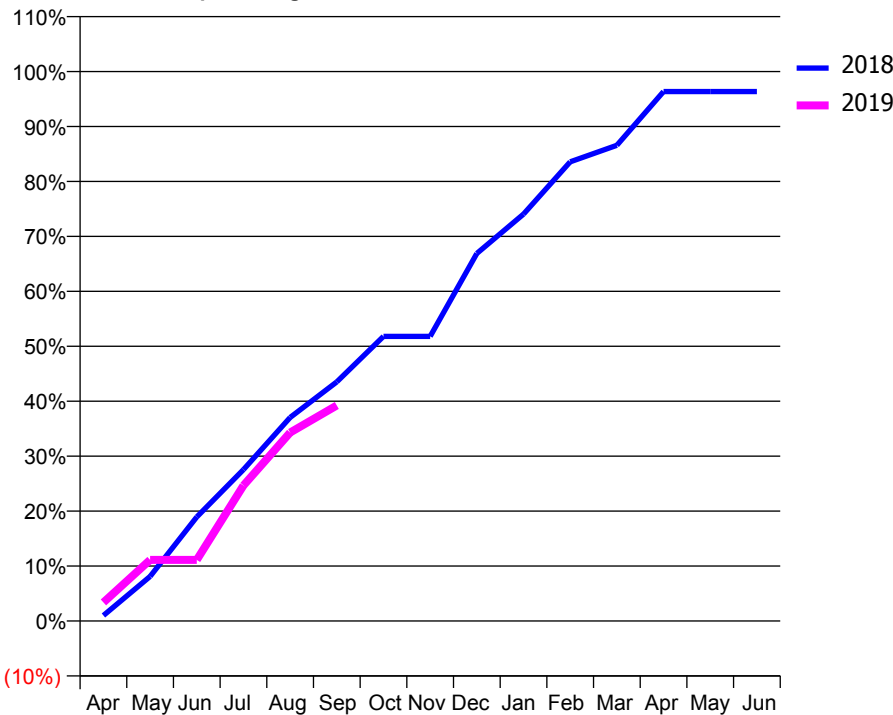
ACCESS*

Patients seen in 24 months	Total	Change since previous quarter
Quarter ending September 2017	2,620	
Quarter ending December 2017	2,634	→
Quarter ending March 2018	2,571	↓
Quarter ending June 2018	2,518	↓
Quarter ending September 2018	2,503	→
Variance since September 2017	(4.5%)	↓



ACTIVITY

Cumulative percentage of contracted UDA delivered 2018 & 2019



Month	Adjusted Scheduled Activity (UDA)	
	2018	2019
April	76	259
May	620	849
June	1,446	849
July	2,103	1,883
August	2,828	2,618
September	3,323	2,995
October	3,955	
November	3,955	
December	5,108	
January	5,654	
February	6,381	
March	6,609	
April	7,357	
May	7,357	
June	7,357	

QUALITY

	Quantity	Base Number	Contract	AT	Region	England
% of FP17s for the same patient ID Re-attending within 3 months - Children	16	342	4.7%	9.3%	12.2%	11.6%
% of FP17s for the same patient ID Re-attending within 3 months - Adults	199	1,443	13.8%	13.4%	15.8%	15.5%
% of FP17s for the same patient ID Re-attending between 3 & 9 months - Children	188	342	55.0%	60.3%	60.3%	58.8%
% of FP17s for the same patient ID Re-attending between 3 & 9 months - Adults	703	1,443	48.7%	54.5%	53.5%	51.1%
% of FP17s for Band 1 Urgent Courses	128	1,433	8.9%	7.2%	9.1%	9.0%
% of FP17s Relating to Free Repair or Replacements	21	1,433	1.5%	1.2%	1.0%	0.8%
% of FP17s Relating to Continuations	34	1,433	2.4%	1.1%	1.0%	0.9%
% of Patients satisfied with the dentistry they have received	2	2	N/A	94.2%	93.6%	93.3%
% of Patients satisfied with the time they had to wait for an appointment	2	2	N/A	88.8%	89.8%	88.9%

* This is based on patients treated on this contract for their most recent course of treatment. Figures in italics indicate the base number of FP17s or Patient Questionnaire responses are less than 100. N/A is shown where the base number of responses is less than 10 during the period. % is calculated as Quantity/Base number*100

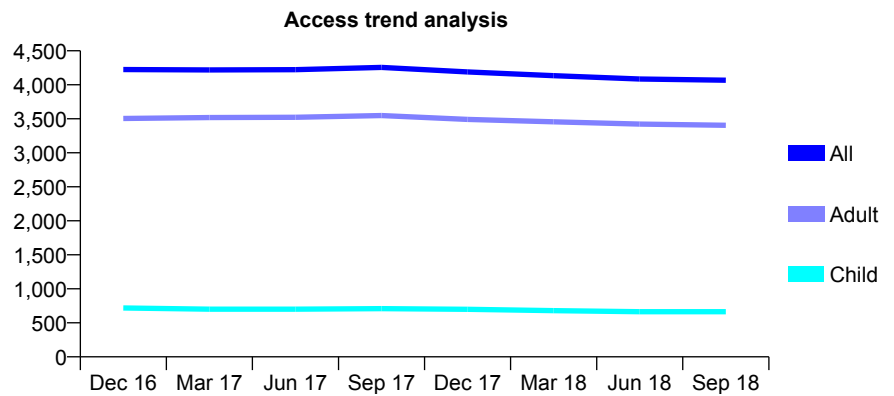
Q51 - Vital Signs At a Glance Contract Report for 219940/0001 - September 2018

Name or company name	MR SD MCCART
Contract type name	Pilot Contract
Purpose of contract	General
Contract start date	01/04/2006
Contract end date	

18/19 Contracted general activity (UDA)	12,365
Carry forward general activity (UDA)	0
18/19 Contracted orthodontic activity (UOA)	0
Carry forward orthodontic activity (UOA)	0
Baseline contract value	£411,626.76

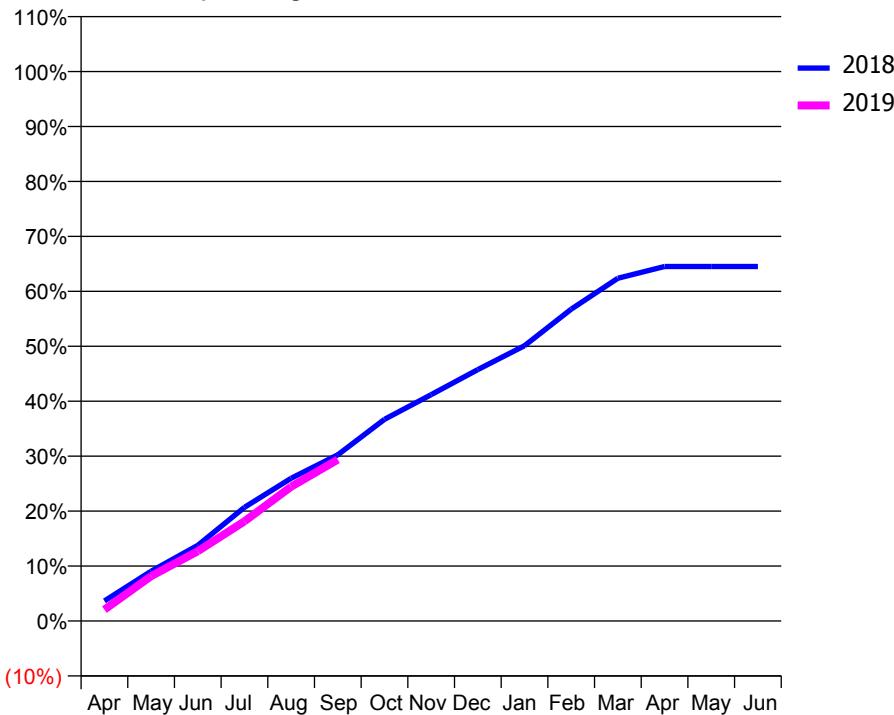
ACCESS*

Patients seen in 24 months	Total	Change since previous quarter
Quarter ending September 2017	4,256	
Quarter ending December 2017	4,190	↓
Quarter ending March 2018	4,135	↓
Quarter ending June 2018	4,085	↓
Quarter ending September 2018	4,067	→
Variance since September 2017	(4.4%)	↓



ACTIVITY

Cumulative percentage of contracted UDA delivered 2018 & 2019



Month	Adjusted Scheduled Activity (UDA)	
	2018	2019
April	450	258
May	1,120	1,011
June	1,704	1,572
July	2,558	2,244
August	3,213	3,024
September	3,741	3,631
October	4,538	
November	5,093	
December	5,657	
January	6,193	
February	7,016	
March	7,712	
April	7,977	
May	7,977	
June	7,977	

QUALITY

	Quantity	Base Number	Contract	AT	Region	England
% of FP17s for the same patient ID Re-attending within 3 months - Children	15	387	3.9%	9.3%	12.2%	11.6%
% of FP17s for the same patient ID Re-attending within 3 months - Adults	106	1,572	6.7%	13.4%	15.8%	15.5%
% of FP17s for the same patient ID Re-attending between 3 & 9 months - Children	132	387	34.1%	60.3%	60.3%	58.8%
% of FP17s for the same patient ID Re-attending between 3 & 9 months - Adults	411	1,572	26.1%	54.5%	53.5%	51.1%
% of FP17s for Band 1 Urgent Courses	189	1,821	10.4%	7.2%	9.1%	9.0%
% of FP17s Relating to Free Repair or Replacements	3	1,821	0.2%	1.2%	1.0%	0.8%
% of FP17s Relating to Continuations	6	1,821	0.3%	1.1%	1.0%	0.9%
% of Patients satisfied with the dentistry they have received	3	3	N/A	94.2%	93.6%	93.3%
% of Patients satisfied with the time they had to wait for an appointment	3	3	N/A	88.8%	89.8%	88.9%

* This is based on patients treated on this contract for their most recent course of treatment. Figures in italics indicate the base number of FP17s or Patient Questionnaire responses are less than 100. N/A is shown where the base number of responses is less than 10 during the period. % is calculated as Quantity/Base number*100

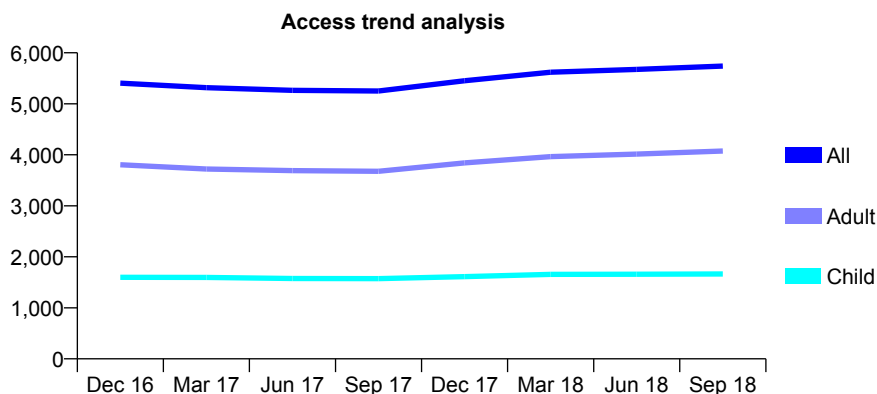
Q51 - Vital Signs At a Glance Contract Report for 230901/0001 - September 2018

Name or company name	Julius Dental
Contract type name	GDS Contract
Purpose of contract	General and Orthodontic
Contract start date	01/04/2006
Contract end date	

18/19 Contracted general activity (UDA)	19,164
Carry forward general activity (UDA)	0
18/19 Contracted orthodontic activity (UOA)	1,050
Carry forward orthodontic activity (UOA)	0
Baseline contract value	£617,342.34

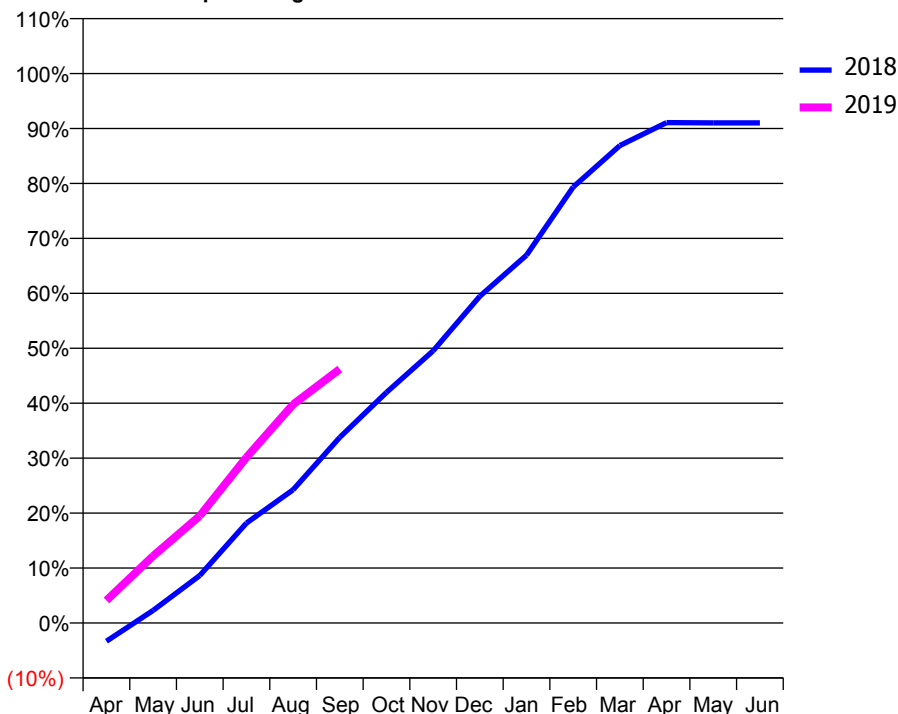
ACCESS*

Patients seen in 24 months	Total	Change since previous quarter
Quarter ending September 2017	5,250	
Quarter ending December 2017	5,453	↑
Quarter ending March 2018	5,619	↑
Quarter ending June 2018	5,674	→
Quarter ending September 2018	5,739	→
Variance since September 2017	9.3%	↑



ACTIVITY

Cumulative percentage of contracted UDA delivered 2018 & 2019



Adjusted Scheduled Activity (UDA)

Month	2018	2019
April	-640	790
May	441	2,335
June	1,656	3,736
July	3,485	5,777
August	4,649	7,624
September	6,475	8,857
October	8,042	
November	9,496	
December	11,397	
January	12,830	
February	15,203	
March	16,653	
April	17,453	
May	17,441	
June	17,441	

QUALITY

	Quantity	Base Number	Contract	AT	Region	England
% of FP17s for the same patient ID Re-attending within 3 months - Children	134	1,412	9.5%	9.3%	12.2%	11.6%
% of FP17s for the same patient ID Re-attending within 3 months - Adults	345	2,905	11.9%	13.4%	15.8%	15.5%
% of FP17s for the same patient ID Re-attending between 3 & 9 months - Children	944	1,412	66.9%	60.3%	60.3%	58.8%
% of FP17s for the same patient ID Re-attending between 3 & 9 months - Adults	1,714	2,905	59.0%	54.5%	53.5%	51.1%
% of FP17s for Band 1 Urgent Courses	145	3,890	3.7%	7.2%	9.1%	9.0%
% of FP17s Relating to Free Repair or Replacements	29	3,890	0.7%	1.2%	1.0%	0.8%
% of FP17s Relating to Continuations	91	3,890	2.3%	1.1%	1.0%	0.9%
% of Patients satisfied with the dentistry they have received	3	3	N/A	94.2%	93.6%	93.3%
% of Patients satisfied with the time they had to wait for an appointment	3	3	N/A	88.8%	89.8%	88.9%

* This is based on patients treated on this contract for their most recent course of treatment. Figures in italics indicate the base number of FP17s or Patient Questionnaire responses are less than 100. N/A is shown where the base number of responses is less than 10 during the period. % is calculated as Quantity/Base number*100

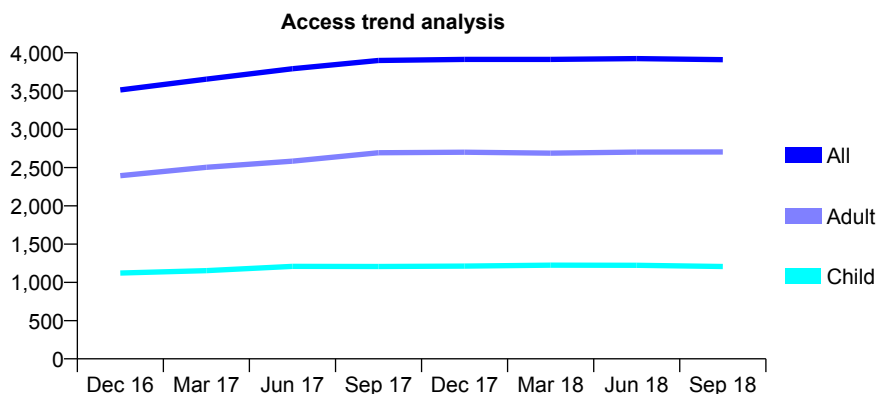
Q51 - Vital Signs At a Glance Contract Report for 233021/0001 - September 2018

Name or company name	MR AJ CADMAN
Contract type name	GDS Contract
Purpose of contract	General
Contract start date	01/04/2006
Contract end date	

18/19 Contracted general activity (UDA)	7,585
Carry forward general activity (UDA)	0
18/19 Contracted orthodontic activity (UOA)	0
Carry forward orthodontic activity (UOA)	0
Baseline contract value	£247,543.31

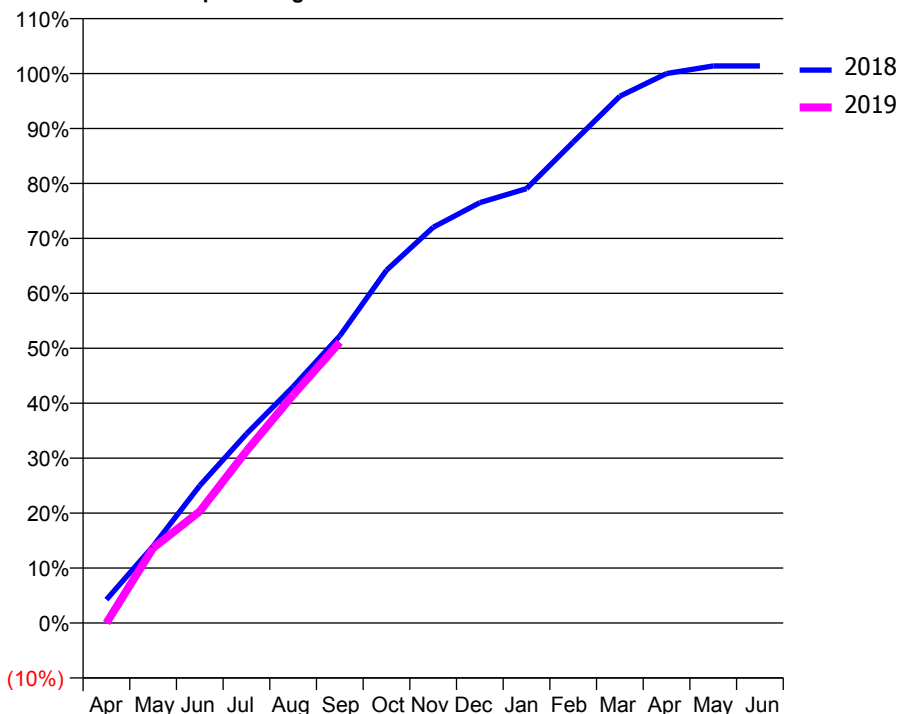
ACCESS*

Patients seen in 24 months	Total	Change since previous quarter
Quarter ending September 2017	3,900	
Quarter ending December 2017	3,913	→
Quarter ending March 2018	3,913	→
Quarter ending June 2018	3,924	→
Quarter ending September 2018	3,911	→
Variance since September 2017	0.3%	→



ACTIVITY

Cumulative percentage of contracted UDA delivered 2018 & 2019



Month	Adjusted Scheduled Activity (UDA)	
	2018	2019
April	323	0
May	1,062	1,036
June	1,896	1,541
July	2,611	2,374
August	3,263	3,148
September	3,963	3,876
October	4,869	
November	5,462	
December	5,803	
January	5,996	
February	6,638	
March	7,271	
April	7,585	
May	7,690	
June	7,690	

QUALITY

	Quantity	Base Number	Contract	AT	Region	England
% of FP17s for the same patient ID Re-attending within 3 months - Children	37	923	4.0%	9.3%	12.2%	11.6%
% of FP17s for the same patient ID Re-attending within 3 months - Adults	229	2,117	10.8%	13.4%	15.8%	15.5%
% of FP17s for the same patient ID Re-attending between 3 & 9 months - Children	602	923	65.2%	60.3%	60.3%	58.8%
% of FP17s for the same patient ID Re-attending between 3 & 9 months - Adults	1,111	2,117	52.5%	54.5%	53.5%	51.1%
% of FP17s for Band 1 Urgent Courses	88	2,391	3.7%	7.2%	9.1%	9.0%
% of FP17s Relating to Free Repair or Replacements	21	2,391	0.9%	1.2%	1.0%	0.8%
% of FP17s Relating to Continuations	23	2,391	1.0%	1.1%	1.0%	0.9%
% of Patients satisfied with the dentistry they have received	2	2	N/A	94.2%	93.6%	93.3%
% of Patients satisfied with the time they had to wait for an appointment	2	2	N/A	88.8%	89.8%	88.9%

* This is based on patients treated on this contract for their most recent course of treatment. Figures in italics indicate the base number of FP17s or Patient Questionnaire responses are less than 100. N/A is shown where the base number of responses is less than 10 during the period. % is calculated as Quantity/Base number*100

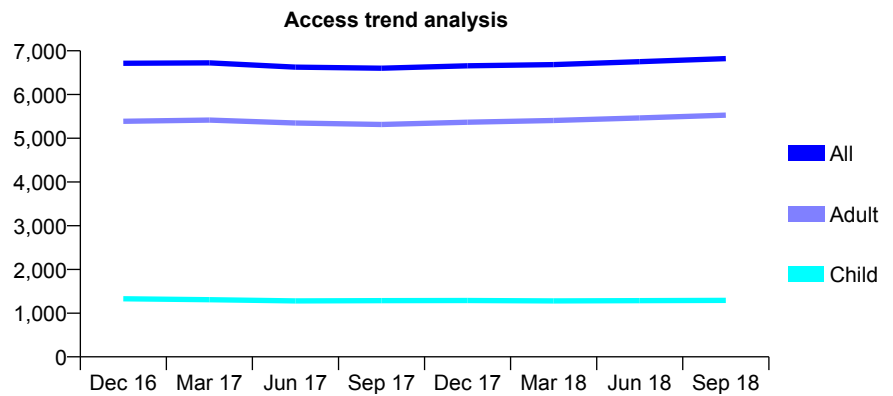
Q51 - Vital Signs At a Glance Contract Report for 234230/0001 - September 2018

Name or company name	MR IA SHELBOURNE
Contract type name	GDS Contract
Purpose of contract	General
Contract start date	01/12/2008
Contract end date	

18/19 Contracted general activity (UDA)	20,016
Carry forward general activity (UDA)	0
18/19 Contracted orthodontic activity (UOA)	0
Carry forward orthodontic activity (UOA)	0
Baseline contract value	£561,262.12

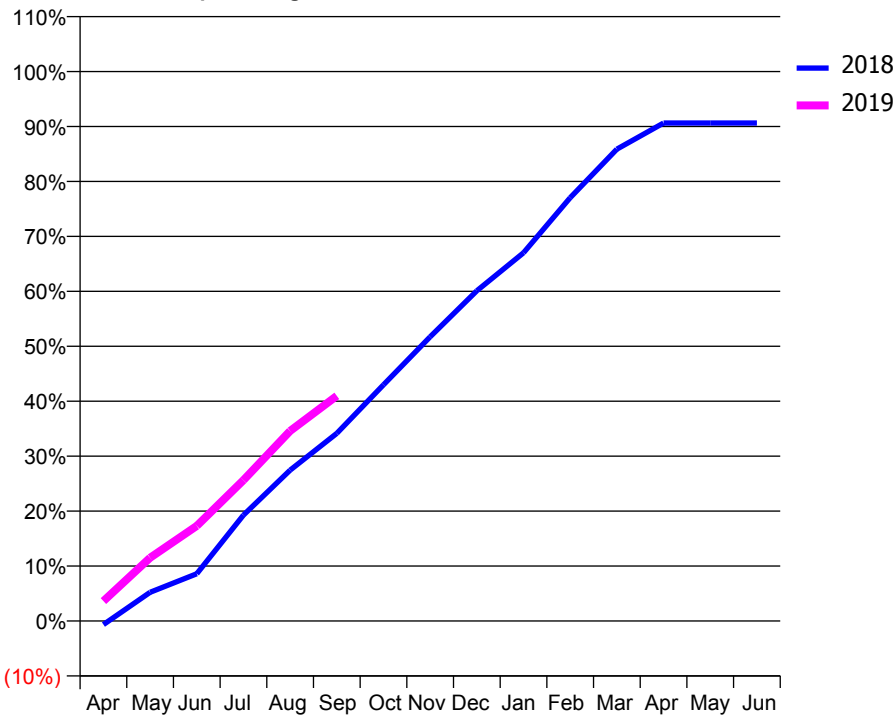
ACCESS*

Patients seen in 24 months	Total	Change since previous quarter
Quarter ending September 2017	6,603	
Quarter ending December 2017	6,656	→
Quarter ending March 2018	6,684	→
Quarter ending June 2018	6,751	→
Quarter ending September 2018	6,822	→
Variance since September 2017	3.3%	↑



ACTIVITY

Cumulative percentage of contracted UDA delivered 2018 & 2019



Month	Adjusted Scheduled Activity (UDA)	
	2018	2019
April	-132	725
May	1,047	2,303
June	1,723	3,468
July	3,858	5,134
August	5,496	6,925
September	6,836	8,203
October	8,605	
November	10,351	
December	12,028	
January	13,413	
February	15,418	
March	17,188	
April	18,140	
May	18,140	
June	18,141	

QUALITY

	Quantity	Base Number	Contract	AT	Region	England
% of FP17s for the same patient ID Re-attending within 3 months - Children	62	1,112	5.6%	9.3%	12.2%	11.6%
% of FP17s for the same patient ID Re-attending within 3 months - Adults	378	3,805	9.9%	13.4%	15.8%	15.5%
% of FP17s for the same patient ID Re-attending between 3 & 9 months - Children	745	1,112	67.0%	60.3%	60.3%	58.8%
% of FP17s for the same patient ID Re-attending between 3 & 9 months - Adults	2,024	3,805	53.2%	54.5%	53.5%	51.1%
% of FP17s for Band 1 Urgent Courses	283	4,518	6.3%	7.2%	9.1%	9.0%
% of FP17s Relating to Free Repair or Replacements	41	4,518	0.9%	1.2%	1.0%	0.8%
% of FP17s Relating to Continuations	44	4,518	1.0%	1.1%	1.0%	0.9%
% of Patients satisfied with the dentistry they have received	8	8	N/A	94.2%	93.6%	93.3%
% of Patients satisfied with the time they had to wait for an appointment	8	8	N/A	88.8%	89.8%	88.9%

* This is based on patients treated on this contract for their most recent course of treatment. Figures in italics indicate the base number of FP17s or Patient Questionnaire responses are less than 100. N/A is shown where the base number of responses is less than 10 during the period. % is calculated as Quantity/Base number*100

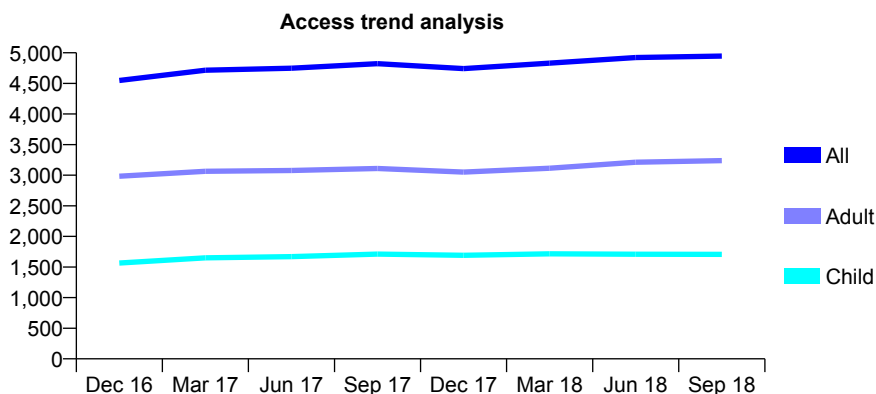
Q51 - Vital Signs At a Glance Contract Report for 253421/0003 - September 2018

Name or company name	MR MA CHOUDHRY
Contract type name	GDS Contract
Purpose of contract	General
Contract start date	01/04/2006
Contract end date	

18/19 Contracted general activity (UDA)	11,573
Carry forward general activity (UDA)	0
18/19 Contracted orthodontic activity (UOA)	0
Carry forward orthodontic activity (UOA)	0
Baseline contract value	£370,199.91

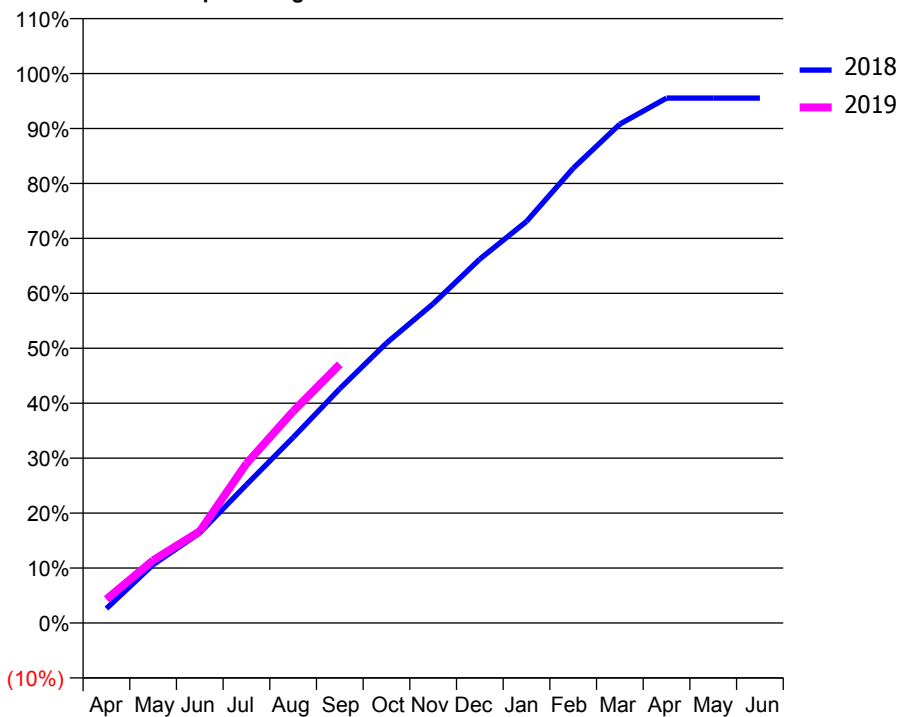
ACCESS*

Patients seen in 24 months	Total	Change since previous quarter
Quarter ending September 2017	4,822	
Quarter ending December 2017	4,742	↓
Quarter ending March 2018	4,831	→
Quarter ending June 2018	4,923	→
Quarter ending September 2018	4,947	→
Variance since September 2017	2.6%	↑



ACTIVITY

Cumulative percentage of contracted UDA delivered 2018 & 2019



Month	Adjusted Scheduled Activity (UDA)	
	2018	2019
April	305	502
May	1,228	1,320
June	1,899	1,935
July	2,915	3,360
August	3,909	4,458
September	4,935	5,450
October	5,898	
November	6,725	
December	7,666	
January	8,456	
February	9,577	
March	10,507	
April	11,056	
May	11,056	
June	11,056	

QUALITY

	Quantity	Base Number	Contract	AT	Region	England
% of FP17s for the same patient ID Re-attending within 3 months - Children	75	1,115	6.7%	9.3%	12.2%	11.6%
% of FP17s for the same patient ID Re-attending within 3 months - Adults	437	2,164	20.2%	13.4%	15.8%	15.5%
% of FP17s for the same patient ID Re-attending between 3 & 9 months - Children	560	1,115	50.2%	60.3%	60.3%	58.8%
% of FP17s for the same patient ID Re-attending between 3 & 9 months - Adults	776	2,164	35.9%	54.5%	53.5%	51.1%
% of FP17s for Band 1 Urgent Courses	436	2,726	16.0%	7.2%	9.1%	9.0%
% of FP17s Relating to Free Repair or Replacements	29	2,726	1.1%	1.2%	1.0%	0.8%
% of FP17s Relating to Continuations	44	2,726	1.6%	1.1%	1.0%	0.9%
% of Patients satisfied with the dentistry they have received	6	7	N/A	94.2%	93.6%	93.3%
% of Patients satisfied with the time they had to wait for an appointment	4	7	N/A	88.8%	89.8%	88.9%

* This is based on patients treated on this contract for their most recent course of treatment. Figures in italics indicate the base number of FP17s or Patient Questionnaire responses are less than 100. N/A is shown where the base number of responses is less than 10 during the period. % is calculated as Quantity/Base number*100

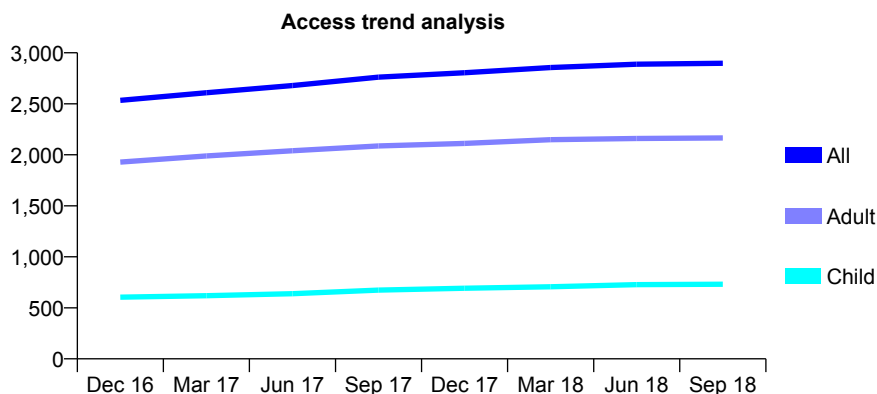
Q51 - Vital Signs At a Glance Contract Report for 263478/0001 - September 2018

Name or company name	Tickhill Dental & Implant Centre Limited
Contract type name	GDS Contract
Purpose of contract	General
Contract start date	01/01/2011
Contract end date	

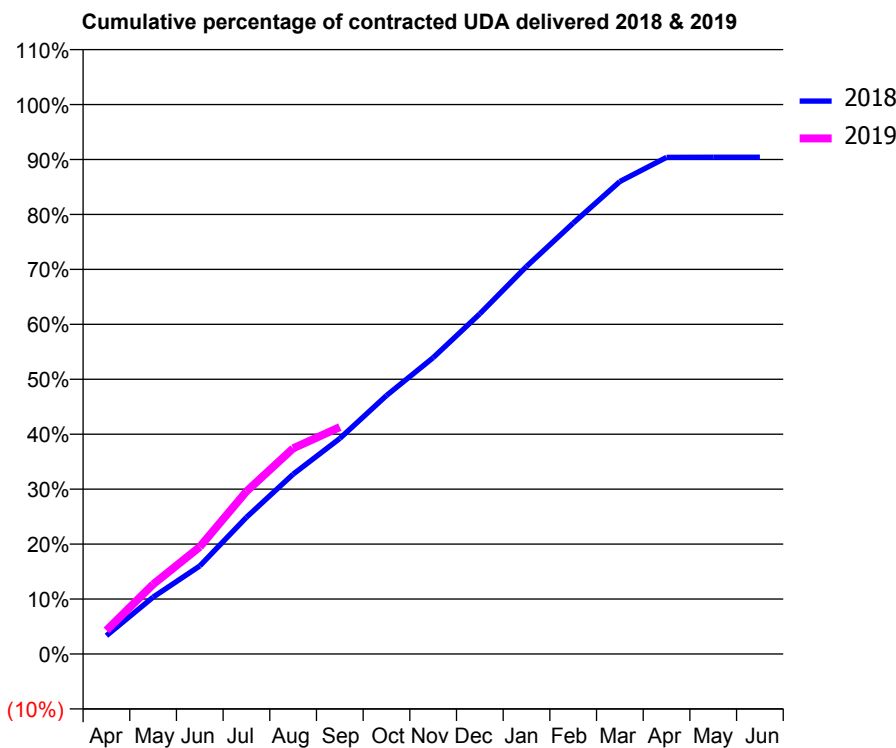
18/19 Contracted general activity (UDA)	9,040
Carry forward general activity (UDA)	0
18/19 Contracted orthodontic activity (UOA)	0
Carry forward orthodontic activity (UOA)	0
Baseline contract value	£258,729.74

ACCESS*

Patients seen in 24 months	Total	Change since previous quarter
Quarter ending September 2017	2,761	
Quarter ending December 2017	2,804	→
Quarter ending March 2018	2,856	→
Quarter ending June 2018	2,888	→
Quarter ending September 2018	2,898	→
Variance since September 2017	5.0%	↑



ACTIVITY



Month	Adjusted Scheduled Activity (UDA)	
	2018	2019
April	302	390
May	935	1,146
June	1,450	1,762
July	2,250	2,676
August	2,957	3,385
September	3,546	3,733
October	4,252	
November	4,876	
December	5,598	
January	6,375	
February	7,088	
March	7,772	
April	8,171	
May	8,172	
June	8,172	

QUALITY

	Quantity	Base Number	Contract	AT	Region	England
% of FP17s for the same patient ID Re-attending within 3 months - Children	38	631	6.0%	9.3%	12.2%	11.6%
% of FP17s for the same patient ID Re-attending within 3 months - Adults	259	1,835	14.1%	13.4%	15.8%	15.5%
% of FP17s for the same patient ID Re-attending between 3 & 9 months - Children	462	631	73.2%	60.3%	60.3%	58.8%
% of FP17s for the same patient ID Re-attending between 3 & 9 months - Adults	1,300	1,835	70.8%	54.5%	53.5%	51.1%
% of FP17s for Band 1 Urgent Courses	129	2,270	5.7%	7.2%	9.1%	9.0%
% of FP17s Relating to Free Repair or Replacements	10	2,270	0.4%	1.2%	1.0%	0.8%
% of FP17s Relating to Continuations	24	2,270	1.1%	1.1%	1.0%	0.9%
% of Patients satisfied with the dentistry they have received	9	9	N/A	94.2%	93.6%	93.3%
% of Patients satisfied with the time they had to wait for an appointment	9	9	N/A	88.8%	89.8%	88.9%

* This is based on patients treated on this contract for their most recent course of treatment. Figures in italics indicate the base number of FP17s or Patient Questionnaire responses are less than 100. N/A is shown where the base number of responses is less than 10 during the period. % is calculated as Quantity/Base number*100

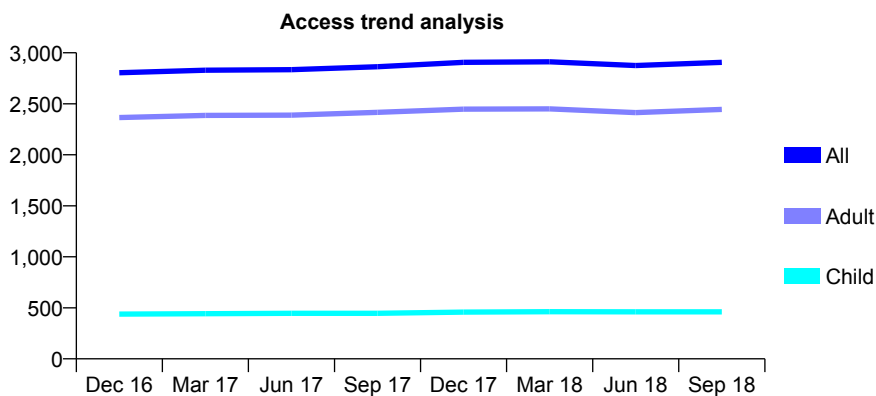
Q51 - Vital Signs At a Glance Contract Report for 320331/0001 - September 2018

Name or company name	MR PR GIBBONS
Contract type name	GDS Contract
Purpose of contract	General
Contract start date	01/04/2006
Contract end date	

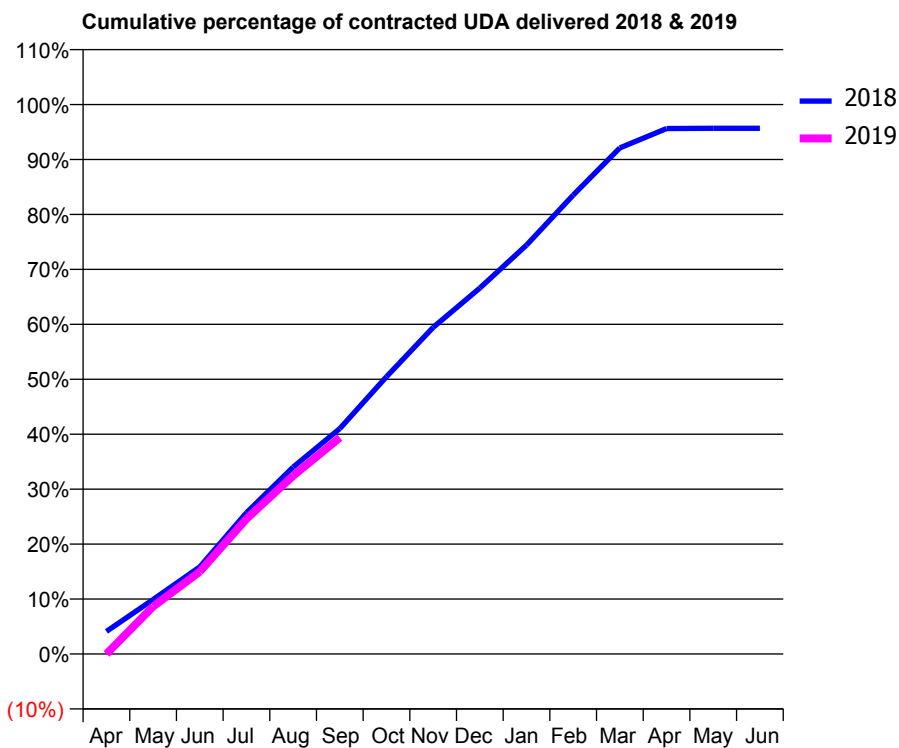
18/19 Contracted general activity (UDA)	9,483
Carry forward general activity (UDA)	0
18/19 Contracted orthodontic activity (UOA)	0
Carry forward orthodontic activity (UOA)	0
Baseline contract value	£265,930.84

ACCESS*

Patients seen in 24 months	Total	Change since previous quarter
Quarter ending September 2017	2,863	
Quarter ending December 2017	2,906	→
Quarter ending March 2018	2,912	→
Quarter ending June 2018	2,875	↓
Quarter ending September 2018	2,906	→
Variance since September 2017	1.5%	→



ACTIVITY



Month	Adjusted Scheduled Activity (UDA)	
	2018	2019
April	389	0
May	940	821
June	1,505	1,421
July	2,438	2,332
August	3,226	3,076
September	3,890	3,733
October	4,786	
November	5,636	
December	6,315	
January	7,058	
February	7,919	
March	8,735	
April	9,068	
May	9,072	
June	9,072	

QUALITY

	Quantity	Base Number	Contract	AT	Region	England
% of FP17s for the same patient ID Re-attending within 3 months - Children	36	413	8.7%	9.3%	12.2%	11.6%
% of FP17s for the same patient ID Re-attending within 3 months - Adults	240	1,873	12.8%	13.4%	15.8%	15.5%
% of FP17s for the same patient ID Re-attending between 3 & 9 months - Children	255	413	61.7%	60.3%	60.3%	58.8%
% of FP17s for the same patient ID Re-attending between 3 & 9 months - Adults	1,083	1,873	57.8%	54.5%	53.5%	51.1%
% of FP17s for Band 1 Urgent Courses	9	2,140	0.4%	7.2%	9.1%	9.0%
% of FP17s Relating to Free Repair or Replacements	20	2,140	0.9%	1.2%	1.0%	0.8%
% of FP17s Relating to Continuations	77	2,140	3.6%	1.1%	1.0%	0.9%
% of Patients satisfied with the dentistry they have received	3	4	N/A	94.2%	93.6%	93.3%
% of Patients satisfied with the time they had to wait for an appointment	4	4	N/A	88.8%	89.8%	88.9%

* This is based on patients treated on this contract for their most recent course of treatment. Figures in italics indicate the base number of FP17s or Patient Questionnaire responses are less than 100. N/A is shown where the base number of responses is less than 10 during the period. % is calculated as Quantity/Base number*100

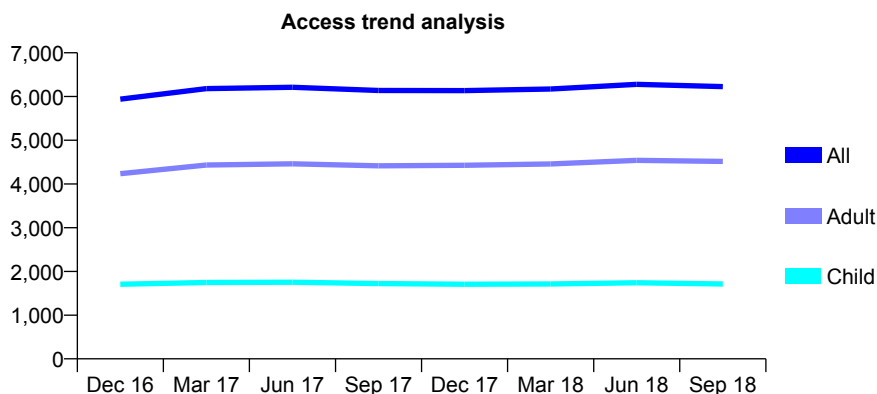
Q51 - Vital Signs At a Glance Contract Report for 325880/0001 - September 2018

Name or company name	Anderson & Broadberry Dental Care
Contract type name	GDS Contract
Purpose of contract	General
Contract start date	01/04/2006
Contract end date	

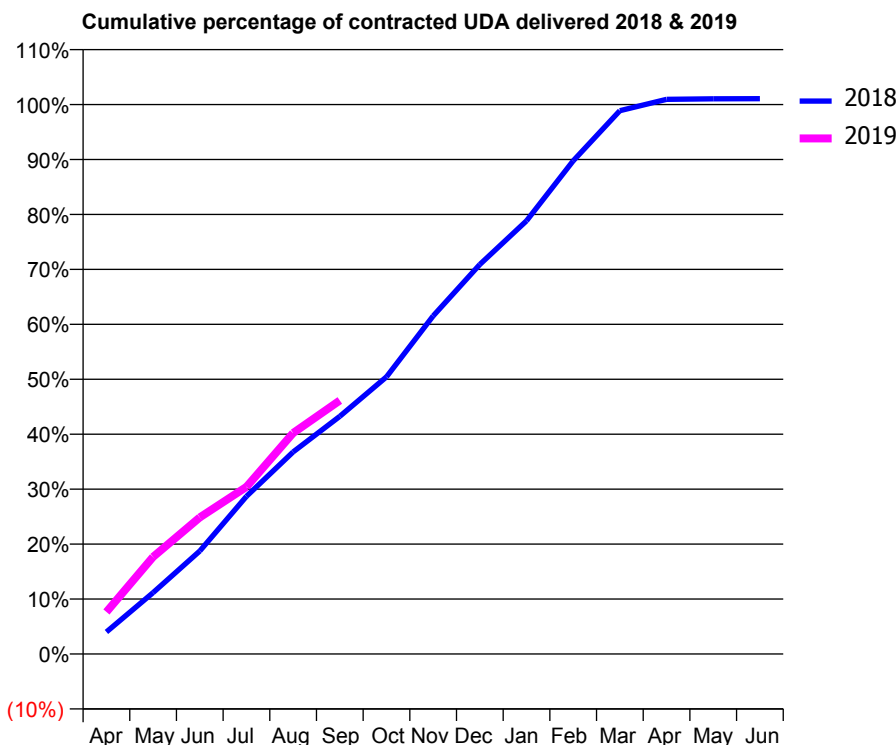
18/19 Contracted general activity (UDA)	16,565
Carry forward general activity (UDA)	0
18/19 Contracted orthodontic activity (UOA)	0
Carry forward orthodontic activity (UOA)	0
Baseline contract value	£432,354.91

ACCESS*

Patients seen in 24 months	Total	Change since previous quarter
Quarter ending September 2017	6,137	
Quarter ending December 2017	6,134	→
Quarter ending March 2018	6,171	→
Quarter ending June 2018	6,279	→
Quarter ending September 2018	6,227	→
Variance since September 2017	1.5%	→



ACTIVITY



Month	Adjusted Scheduled Activity (UDA)	
	2018	2019
April	665	1,268
May	1,849	2,930
June	3,106	4,120
July	4,752	5,038
August	6,092	6,662
September	7,165	7,644
October	8,357	
November	10,194	
December	11,745	
January	13,057	
February	14,866	
March	16,381	
April	16,720	
May	16,735	
June	16,741	

QUALITY

	Quantity	Base Number	Contract	AT	Region	England
% of FP17s for the same patient ID Re-attending within 3 months - Children	82	1,278	6.4%	9.3%	12.2%	11.6%
% of FP17s for the same patient ID Re-attending within 3 months - Adults	367	3,083	11.9%	13.4%	15.8%	15.5%
% of FP17s for the same patient ID Re-attending between 3 & 9 months - Children	902	1,278	70.6%	60.3%	60.3%	58.8%
% of FP17s for the same patient ID Re-attending between 3 & 9 months - Adults	1,847	3,083	59.9%	54.5%	53.5%	51.1%
% of FP17s for Band 1 Urgent Courses	209	4,162	5.0%	7.2%	9.1%	9.0%
% of FP17s Relating to Free Repair or Replacements	86	4,162	2.1%	1.2%	1.0%	0.8%
% of FP17s Relating to Continuations	14	4,162	0.3%	1.1%	1.0%	0.9%
% of Patients satisfied with the dentistry they have received	2	2	N/A	94.2%	93.6%	93.3%
% of Patients satisfied with the time they had to wait for an appointment	2	2	N/A	88.8%	89.8%	88.9%

* This is based on patients treated on this contract for their most recent course of treatment. Figures in italics indicate the base number of FP17s or Patient Questionnaire responses are less than 100. N/A is shown where the base number of responses is less than 10 during the period. % is calculated as Quantity/Base number*100

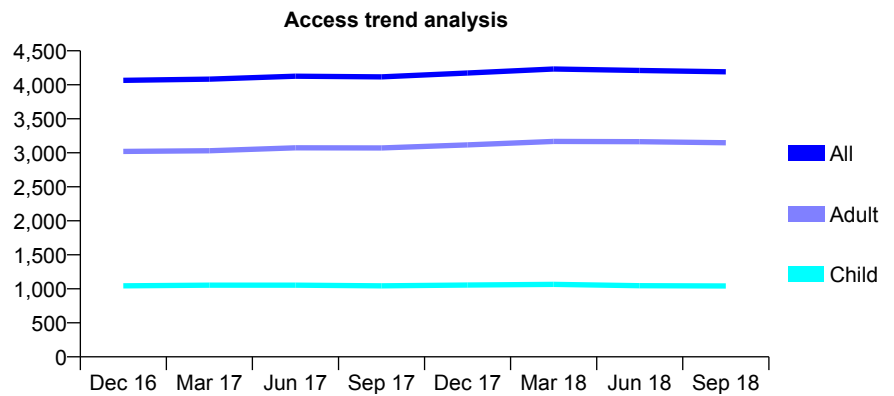
Q51 - Vital Signs At a Glance Contract Report for 327255/0001 - September 2018

Name or company name	High Street Dental Care
Contract type name	GDS Contract
Purpose of contract	General
Contract start date	01/04/2006
Contract end date	

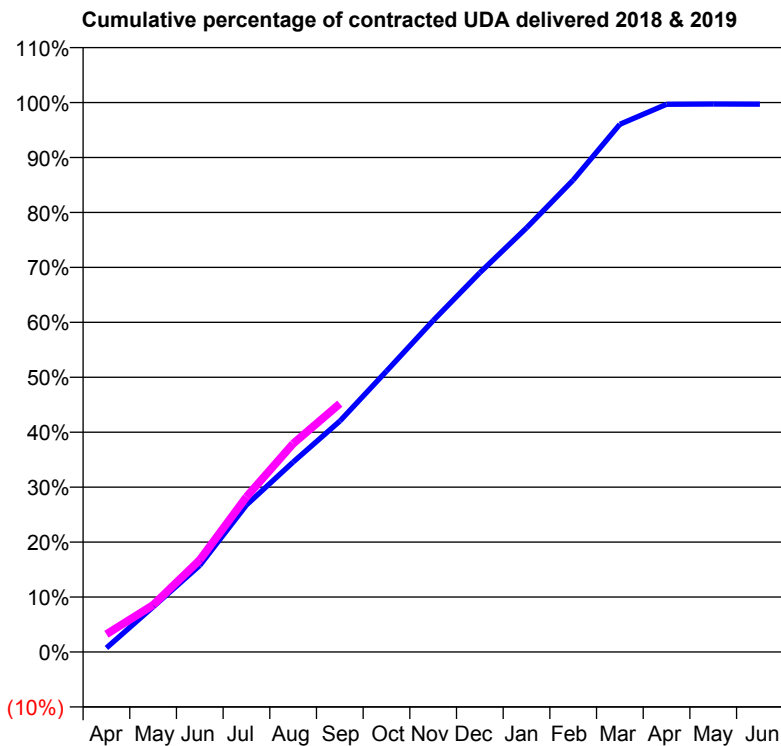
18/19 Contracted general activity (UDA)	12,485
Carry forward general activity (UDA)	0
18/19 Contracted orthodontic activity (UOA)	0
Carry forward orthodontic activity (UOA)	0
Baseline contract value	£399,526.05

ACCESS*

Patients seen in 24 months	Total	Change since previous quarter
Quarter ending September 2017	4,117	
Quarter ending December 2017	4,173	→
Quarter ending March 2018	4,232	→
Quarter ending June 2018	4,210	→
Quarter ending September 2018	4,192	→
Variance since September 2017	1.8%	→



ACTIVITY



Adjusted Scheduled Activity (UDA)		
Month	2018	2019
April	93	403
May	1,025	1,067
June	1,967	2,091
July	3,340	3,526
August	4,316	4,735
September	5,247	5,642
October	6,382	
November	7,531	
December	8,618	
January	9,635	
February	10,724	
March	11,991	
April	12,446	
May	12,452	
June	12,448	

QUALITY

	Quantity	Base Number	Contract	AT	Region	England
% of FP17s for the same patient ID Re-attending within 3 months - Children	45	937	4.8%	9.3%	12.2%	11.6%
% of FP17s for the same patient ID Re-attending within 3 months - Adults	220	2,396	9.2%	13.4%	15.8%	15.5%
% of FP17s for the same patient ID Re-attending between 3 & 9 months - Children	703	937	75.0%	60.3%	60.3%	58.8%
% of FP17s for the same patient ID Re-attending between 3 & 9 months - Adults	1,625	2,396	67.8%	54.5%	53.5%	51.1%
% of FP17s for Band 1 Urgent Courses	160	3,090	5.2%	7.2%	9.1%	9.0%
% of FP17s Relating to Free Repair or Replacements	46	3,090	1.5%	1.2%	1.0%	0.8%
% of FP17s Relating to Continuations	4	3,090	0.1%	1.1%	1.0%	0.9%
% of Patients satisfied with the dentistry they have received	2	2	N/A	94.2%	93.6%	93.3%
% of Patients satisfied with the time they had to wait for an appointment	2	2	N/A	88.8%	89.8%	88.9%

* This is based on patients treated on this contract for their most recent course of treatment. Figures in italics indicate the base number of FP17s or Patient Questionnaire responses are less than 100. N/A is shown where the base number of responses is less than 10 during the period. % is calculated as Quantity/Base number*100

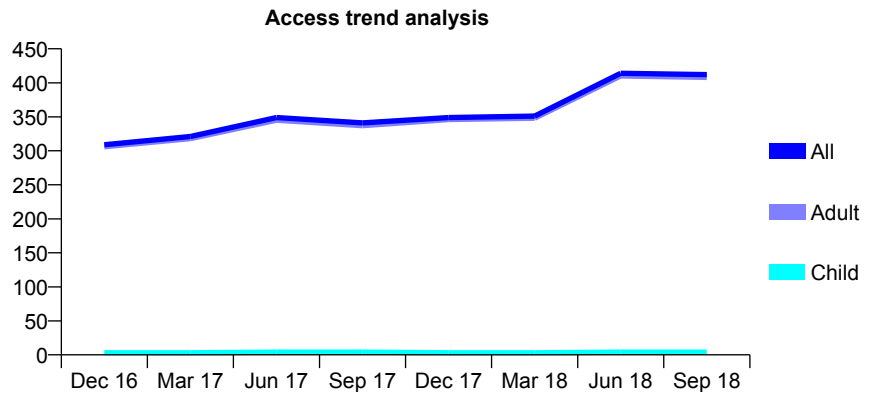
Q51 - Vital Signs At a Glance Contract Report for 327972/0001 - September 2018

Name or company name	MR AP ROSE
Contract type name	PDS Contract
Purpose of contract	General
Contract start date	01/04/2006
Contract end date	31/03/2020

18/19 Contracted general activity (UDA)	1,140
Carry forward general activity (UDA)	-9
18/19 Contracted orthodontic activity (UOA)	0
Carry forward orthodontic activity (UOA)	0
Baseline contract value	£48,055.49

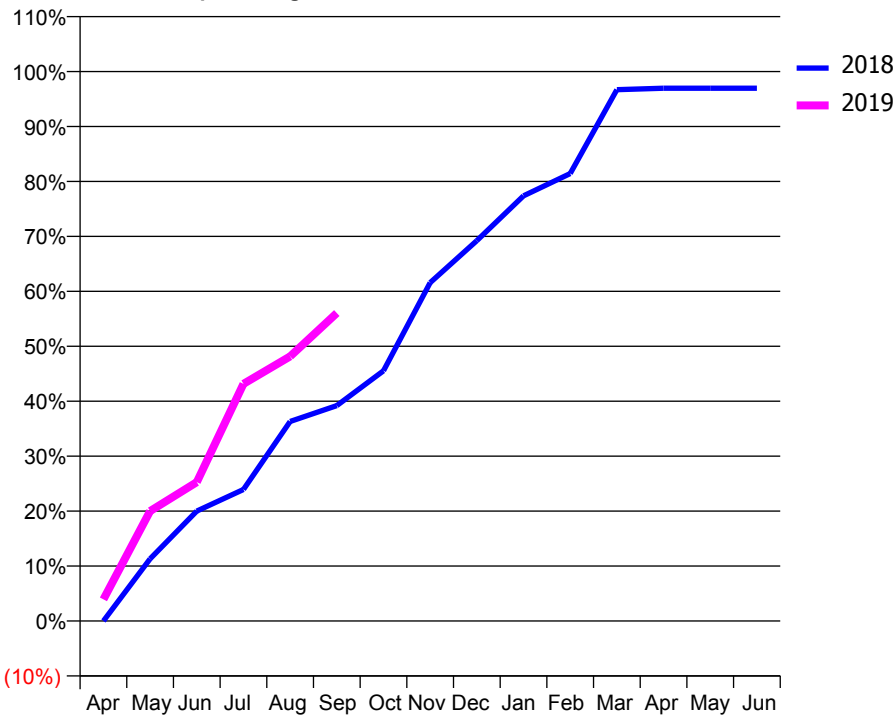
ACCESS*

Patients seen in 24 months	Total	Change since previous quarter
Quarter ending September 2017	341	
Quarter ending December 2017	349	↑
Quarter ending March 2018	351	→
Quarter ending June 2018	414	↑
Quarter ending September 2018	412	→
Variance since September 2017	20.8%	↑



ACTIVITY

Cumulative percentage of contracted UDA delivered 2018 & 2019



Month	Adjusted Scheduled Activity (UDA)	
	2018	2019
April	0	45
May	129	228
June	228	288
July	273	492
August	414	549
September	447	639
October	519	
November	702	
December	789	
January	882	
February	928	
March	1,102	
April	1,105	
May	1,105	
June	1,105	

QUALITY

	Quantity	Base Number	Contract	AT	Region	England
% of FP17s for the same patient ID Re-attending within 3 months - Children	1	3	33.3%	9.3%	12.2%	11.6%
% of FP17s for the same patient ID Re-attending within 3 months - Adults	31	209	14.8%	13.4%	15.8%	15.5%
% of FP17s for the same patient ID Re-attending between 3 & 9 months - Children	0	3	0.0%	60.3%	60.3%	58.8%
% of FP17s for the same patient ID Re-attending between 3 & 9 months - Adults	1	209	0.5%	54.5%	53.5%	51.1%
% of FP17s for Band 1 Urgent Courses	0	210	0.0%	7.2%	9.1%	9.0%
% of FP17s Relating to Free Repair or Replacements	0	210	0.0%	1.2%	1.0%	0.8%
% of FP17s Relating to Continuations	0	210	0.0%	1.1%	1.0%	0.9%
% of Patients satisfied with the dentistry they have received	0	0	N/A	94.2%	93.6%	93.3%
% of Patients satisfied with the time they had to wait for an appointment	0	0	N/A	88.8%	89.8%	88.9%

* This is based on patients treated on this contract for their most recent course of treatment. Figures in italics indicate the base number of FP17s or Patient Questionnaire responses are less than 100. N/A is shown where the base number of responses is less than 10 during the period. % is calculated as Quantity/Base number*100

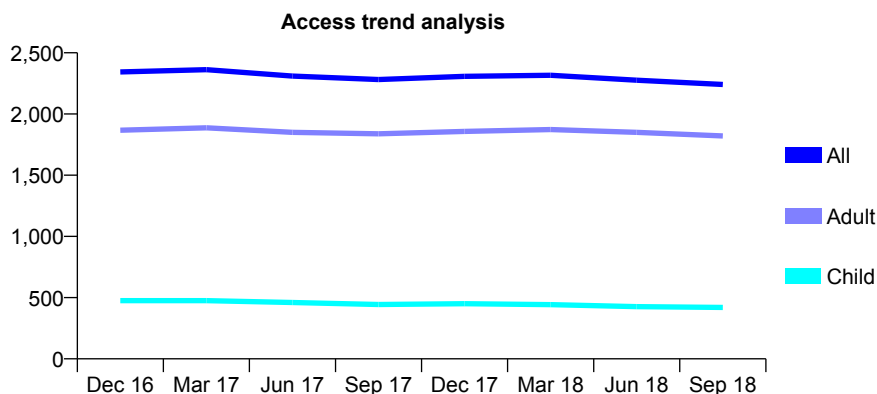
Q51 - Vital Signs At a Glance Contract Report for 352470/0002 - September 2018

Name or company name	MR H CROSSLEY
Contract type name	GDS Contract
Purpose of contract	General
Contract start date	02/09/2012
Contract end date	

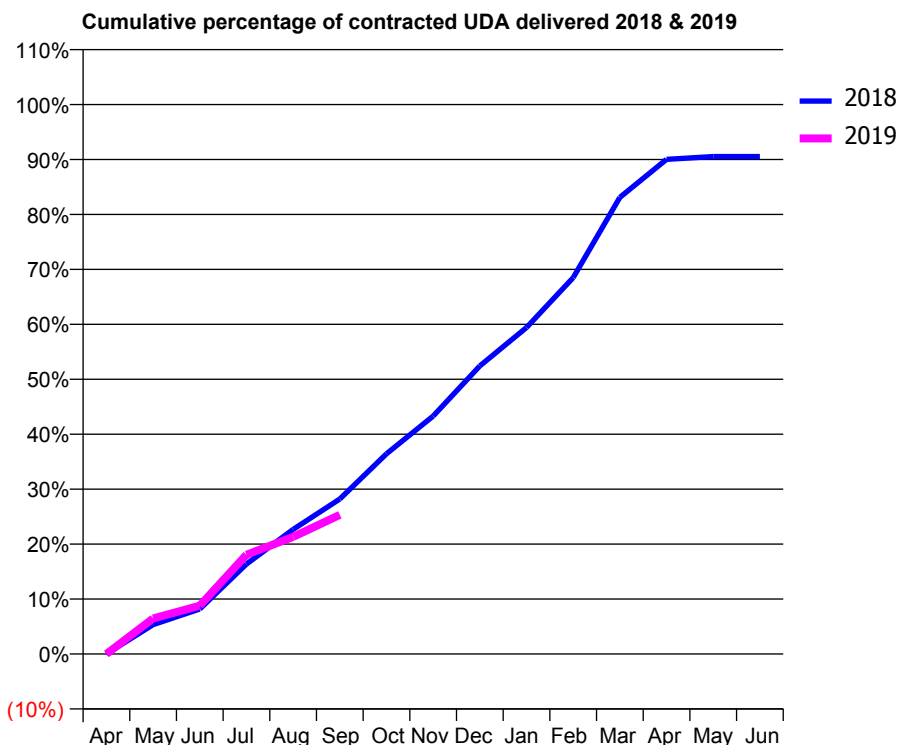
18/19 Contracted general activity (UDA)	7,004
Carry forward general activity (UDA)	0
18/19 Contracted orthodontic activity (UOA)	0
Carry forward orthodontic activity (UOA)	0
Baseline contract value	£196,396.87

ACCESS*

Patients seen in 24 months	Total	Change since previous quarter
Quarter ending September 2017	2,282	
Quarter ending December 2017	2,308	→
Quarter ending March 2018	2,316	→
Quarter ending June 2018	2,276	↓
Quarter ending September 2018	2,241	↓
Variance since September 2017	(1.8%)	↓



ACTIVITY



Month	Adjusted Scheduled Activity (UDA)	
	2018	2019
April	0	0
May	375	453
June	573	616
July	1,147	1,265
August	1,589	1,492
September	1,976	1,773
October	2,552	
November	3,033	
December	3,672	
January	4,162	
February	4,797	
March	5,820	
April	6,304	
May	6,341	
June	6,341	

QUALITY

	Quantity	Base Number	Contract	AT	Region	England
% of FP17s for the same patient ID Re-attending within 3 months - Children	7	212	3.3%	9.3%	12.2%	11.6%
% of FP17s for the same patient ID Re-attending within 3 months - Adults	108	762	14.2%	13.4%	15.8%	15.5%
% of FP17s for the same patient ID Re-attending between 3 & 9 months - Children	134	212	63.2%	60.3%	60.3%	58.8%
% of FP17s for the same patient ID Re-attending between 3 & 9 months - Adults	260	762	34.1%	54.5%	53.5%	51.1%
% of FP17s for Band 1 Urgent Courses	67	792	8.5%	7.2%	9.1%	9.0%
% of FP17s Relating to Free Repair or Replacements	7	792	0.9%	1.2%	1.0%	0.8%
% of FP17s Relating to Continuations	24	792	3.0%	1.1%	1.0%	0.9%
% of Patients satisfied with the dentistry they have received	7	7	N/A	94.2%	93.6%	93.3%
% of Patients satisfied with the time they had to wait for an appointment	6	7	N/A	88.8%	89.8%	88.9%

* This is based on patients treated on this contract for their most recent course of treatment. Figures in italics indicate the base number of FP17s or Patient Questionnaire responses are less than 100. N/A is shown where the base number of responses is less than 10 during the period. % is calculated as Quantity/Base number*100

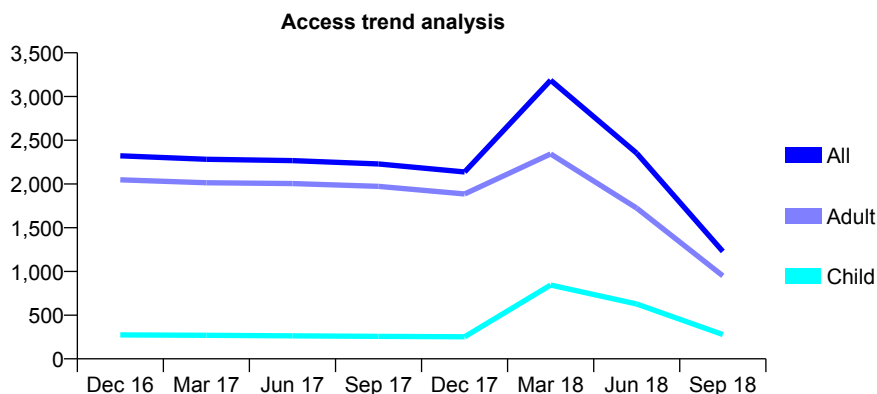
Q51 - Vital Signs At a Glance Contract Report for 563056/0001 - September 2018

Name or company name	MR V ORLIAKLIS
Contract type name	GDS Contract
Purpose of contract	General
Contract start date	01/04/2006
Contract end date	

18/19 Contracted general activity (UDA)	7,678
Carry forward general activity (UDA)	0
18/19 Contracted orthodontic activity (UOA)	0
Carry forward orthodontic activity (UOA)	0
Baseline contract value	£171,576.81

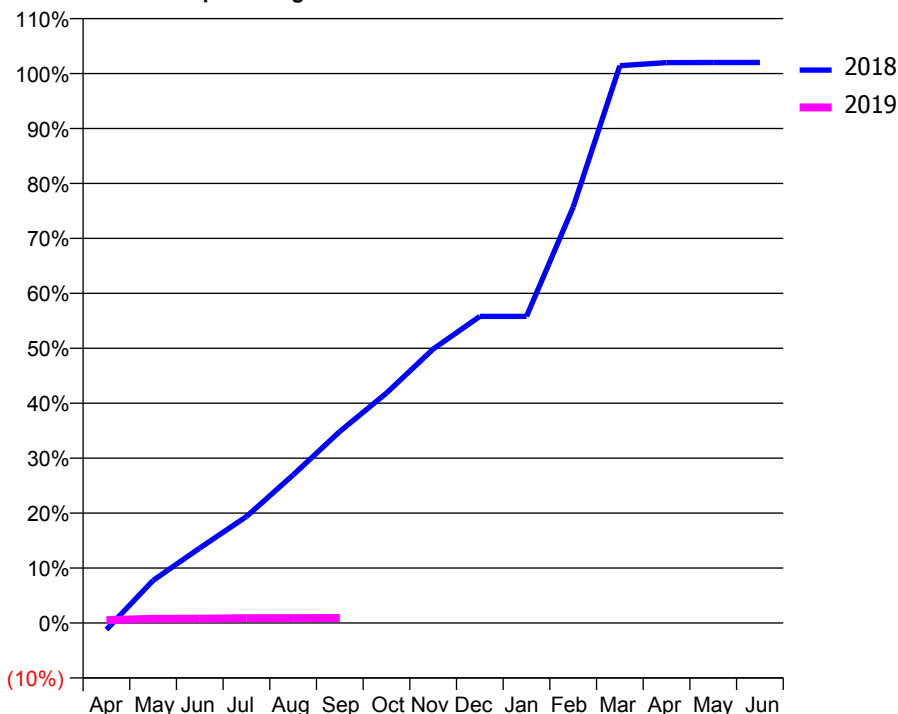
ACCESS*

Patients seen in 24 months	Total	Change since previous quarter
Quarter ending September 2017	2,229	
Quarter ending December 2017	2,137	↓
Quarter ending March 2018	3,187	↑
Quarter ending June 2018	2,352	↓
Quarter ending September 2018	1,228	↓
Variance since September 2017	(44.9%)	↓



ACTIVITY

Cumulative percentage of contracted UDA delivered 2018 & 2019



Month	Adjusted Scheduled Activity (UDA)	
	2018	2019
April	-94	39
May	595	58
June	1,049	61
July	1,487	67
August	2,068	67
September	2,676	69
October	3,214	
November	3,829	
December	4,284	
January	4,284	
February	5,813	
March	7,786	
April	7,831	
May	7,832	
June	7,832	

QUALITY

	Quantity	Base Number	Contract	AT	Region	England
% of FP17s for the same patient ID Re-attending within 3 months - Children	0	16	0.0%	9.3%	12.2%	11.6%
% of FP17s for the same patient ID Re-attending within 3 months - Adults	(-1)	29	(3.4%)	13.4%	15.8%	15.5%
% of FP17s for the same patient ID Re-attending between 3 & 9 months - Children	1	16	6.3%	60.3%	60.3%	58.8%
% of FP17s for the same patient ID Re-attending between 3 & 9 months - Adults	3	29	10.3%	54.5%	53.5%	51.1%
% of FP17s for Band 1 Urgent Courses	1	32	3.1%	7.2%	9.1%	9.0%
% of FP17s Relating to Free Repair or Replacements	3	32	9.4%	1.2%	1.0%	0.8%
% of FP17s Relating to Continuations	0	32	0.0%	1.1%	1.0%	0.9%
% of Patients satisfied with the dentistry they have received	9	9	N/A	94.2%	93.6%	93.3%
% of Patients satisfied with the time they had to wait for an appointment	8	9	N/A	88.8%	89.8%	88.9%

* This is based on patients treated on this contract for their most recent course of treatment. Figures in italics indicate the base number of FP17s or Patient Questionnaire responses are less than 100. N/A is shown where the base number of responses is less than 10 during the period. % is calculated as Quantity/Base number*100

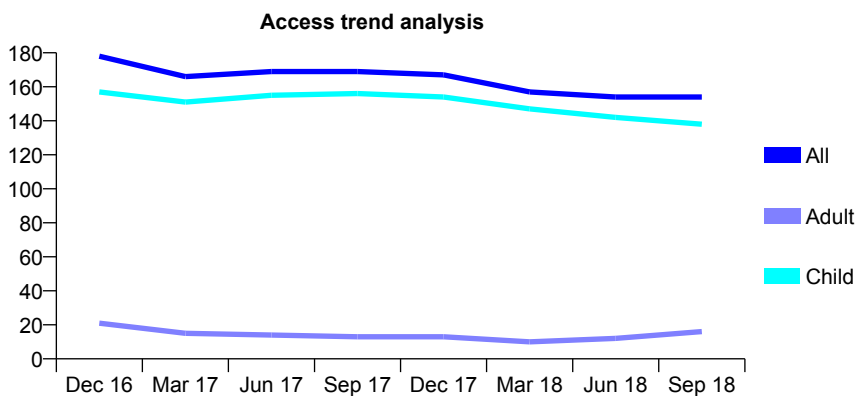
Q51 - Vital Signs At a Glance Contract Report for 567647/0001 - September 2018

Name or company name	MR S HUSSAIN
Contract type name	GDS Contract
Purpose of contract	General
Contract start date	01/04/2006
Contract end date	

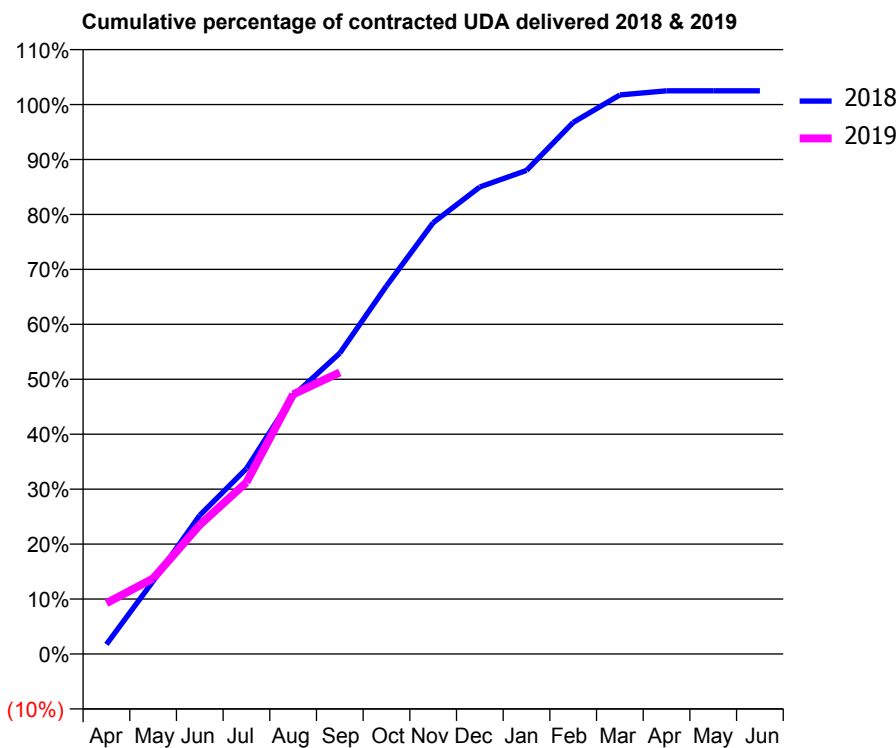
18/19 Contracted general activity (UDA)	400
Carry forward general activity (UDA)	0
18/19 Contracted orthodontic activity (UOA)	0
Carry forward orthodontic activity (UOA)	0
Baseline contract value	£11,845.81

ACCESS*

Patients seen in 24 months	Total	Change since previous quarter
Quarter ending September 2017	169	
Quarter ending December 2017	167	↓
Quarter ending March 2018	157	↓
Quarter ending June 2018	154	↓
Quarter ending September 2018	154	→
Variance since September 2017	(8.9%)	↓



ACTIVITY



Month	Adjusted Scheduled Activity (UDA)	
	2018	2019
April	7	37
May	53	55
June	101	94
July	135	125
August	188	189
September	219	205
October	268	
November	314	
December	340	
January	352	
February	387	
March	407	
April	410	
May	410	
June	410	

QUALITY

	Quantity	Base Number	Contract	AT	Region	England
% of FP17s for the same patient ID Re-attending within 3 months - Children	8	131	6.1%	9.3%	12.2%	11.6%
% of FP17s for the same patient ID Re-attending within 3 months - Adults	0	0	N/A	13.4%	15.8%	15.5%
% of FP17s for the same patient ID Re-attending between 3 & 9 months - Children	94	131	71.8%	60.3%	60.3%	58.8%
% of FP17s for the same patient ID Re-attending between 3 & 9 months - Adults	0	0	N/A	54.5%	53.5%	51.1%
% of FP17s for Band 1 Urgent Courses	0	129	0.0%	7.2%	9.1%	9.0%
% of FP17s Relating to Free Repair or Replacements	0	129	0.0%	1.2%	1.0%	0.8%
% of FP17s Relating to Continuations	0	129	0.0%	1.1%	1.0%	0.9%
% of Patients satisfied with the dentistry they have received	0	0	N/A	94.2%	93.6%	93.3%
% of Patients satisfied with the time they had to wait for an appointment	0	0	N/A	88.8%	89.8%	88.9%

* This is based on patients treated on this contract for their most recent course of treatment. Figures in italics indicate the base number of FP17s or Patient Questionnaire responses are less than 100. N/A is shown where the base number of responses is less than 10 during the period. % is calculated as Quantity/Base number*100

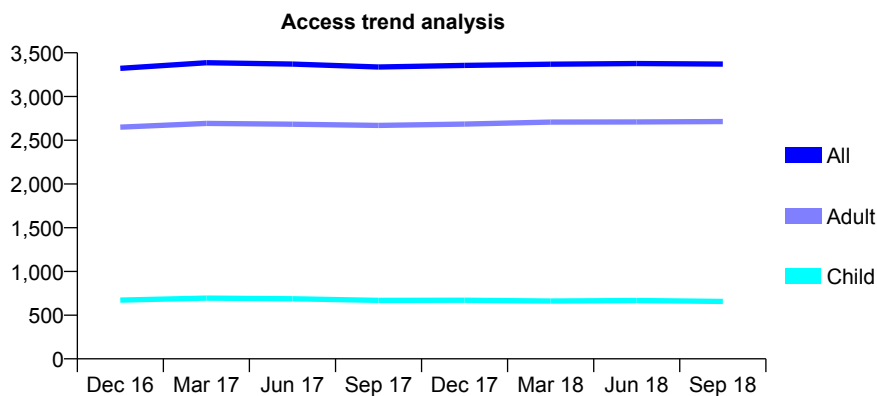
Q51 - Vital Signs At a Glance Contract Report for 568465/0001 - September 2018

Name or company name	MR MB PERCIVAL
Contract type name	GDS Contract
Purpose of contract	General
Contract start date	01/04/2006
Contract end date	

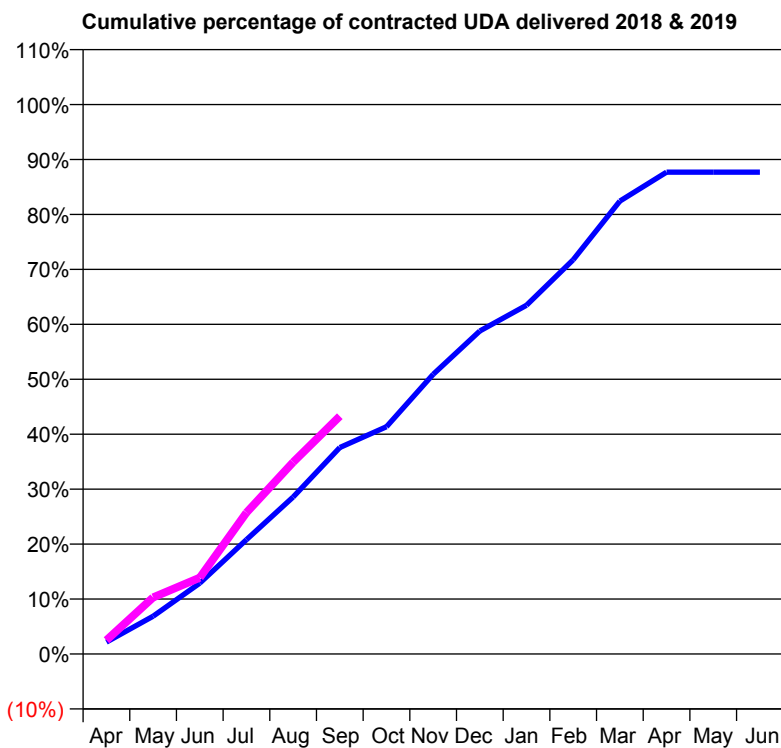
18/19 Contracted general activity (UDA)	9,722
Carry forward general activity (UDA)	0
18/19 Contracted orthodontic activity (UOA)	0
Carry forward orthodontic activity (UOA)	0
Baseline contract value	£295,202.98

ACCESS*

Patients seen in 24 months	Total	Change since previous quarter
Quarter ending September 2017	3,337	
Quarter ending December 2017	3,356	→
Quarter ending March 2018	3,369	→
Quarter ending June 2018	3,377	→
Quarter ending September 2018	3,371	→
Variance since September 2017	1.0%	→



ACTIVITY



Month	Adjusted Scheduled Activity (UDA)	
	2018	2019
April	212	245
May	669	1,000
June	1,255	1,351
July	2,022	2,503
August	2,778	3,393
September	3,654	4,208
October	4,021	
November	4,949	
December	5,716	
January	6,171	
February	6,975	
March	8,013	
April	8,526	
May	8,526	
June	8,526	

QUALITY

	Quantity	Base Number	Contract	AT	Region	England
% of FP17s for the same patient ID Re-attending within 3 months - Children	15	468	3.2%	9.3%	12.2%	11.6%
% of FP17s for the same patient ID Re-attending within 3 months - Adults	233	2,023	11.5%	13.4%	15.8%	15.5%
% of FP17s for the same patient ID Re-attending between 3 & 9 months - Children	263	468	56.2%	60.3%	60.3%	58.8%
% of FP17s for the same patient ID Re-attending between 3 & 9 months - Adults	1,149	2,023	56.8%	54.5%	53.5%	51.1%
% of FP17s for Band 1 Urgent Courses	114	2,250	5.1%	7.2%	9.1%	9.0%
% of FP17s Relating to Free Repair or Replacements	10	2,250	0.4%	1.2%	1.0%	0.8%
% of FP17s Relating to Continuations	16	2,250	0.7%	1.1%	1.0%	0.9%
% of Patients satisfied with the dentistry they have received	3	3	N/A	94.2%	93.6%	93.3%
% of Patients satisfied with the time they had to wait for an appointment	3	3	N/A	88.8%	89.8%	88.9%

* This is based on patients treated on this contract for their most recent course of treatment. Figures in italics indicate the base number of FP17s or Patient Questionnaire responses are less than 100. N/A is shown where the base number of responses is less than 10 during the period. % is calculated as Quantity/Base number*100

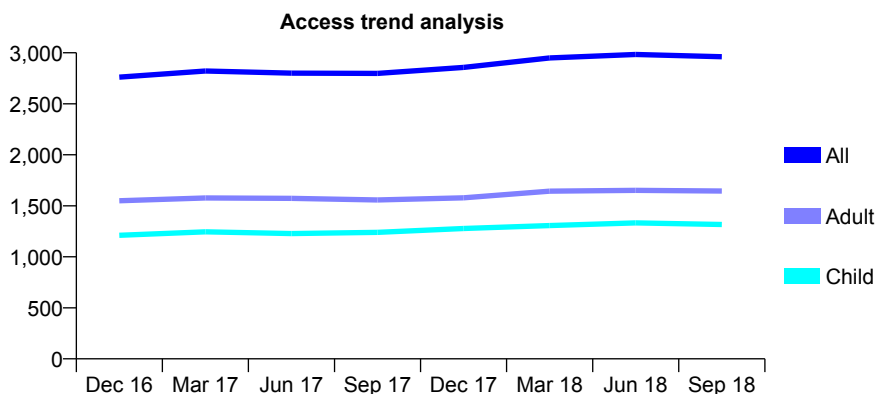
Q51 - Vital Signs At a Glance Contract Report for 572950/0001 - September 2018

Name or company name	Mr Yusuf Hanif Patel
Contract type name	GDS Contract
Purpose of contract	General
Contract start date	01/04/2006
Contract end date	

18/19 Contracted general activity (UDA)	9,012
Carry forward general activity (UDA)	0
18/19 Contracted orthodontic activity (UOA)	0
Carry forward orthodontic activity (UOA)	0
Baseline contract value	£283,986.73

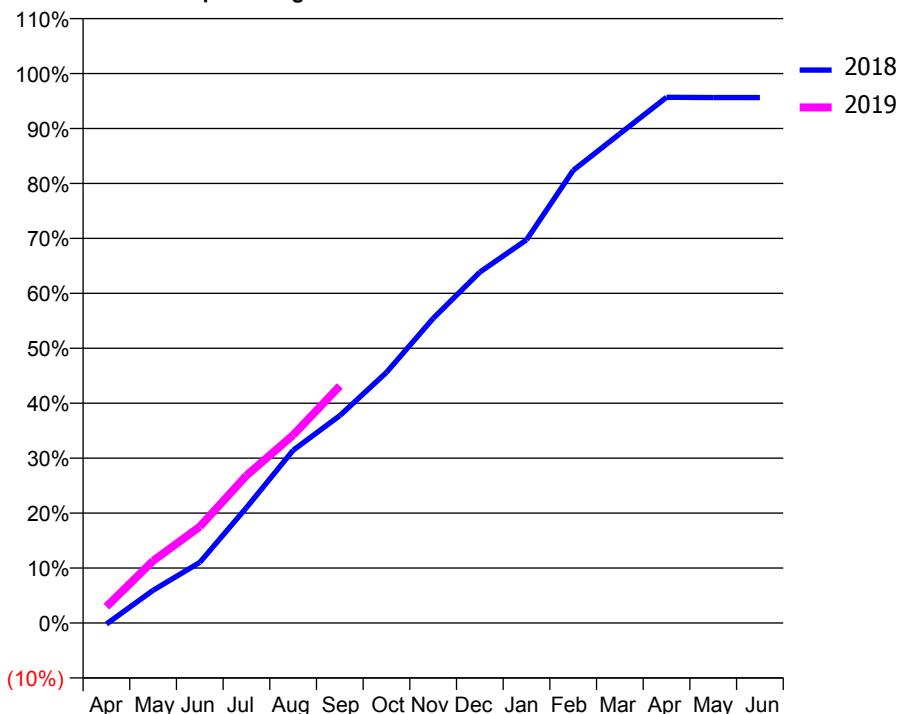
ACCESS*

Patients seen in 24 months	Total	Change since previous quarter
Quarter ending September 2017	2,798	
Quarter ending December 2017	2,857	↑
Quarter ending March 2018	2,950	↑
Quarter ending June 2018	2,984	→
Quarter ending September 2018	2,962	→
Variance since September 2017	5.9%	↑



ACTIVITY

Cumulative percentage of contracted UDA delivered 2018 & 2019



Month	Adjusted Scheduled Activity (UDA)	
	2018	2019
April	-18	267
May	538	1,021
June	994	1,579
July	1,893	2,419
August	2,834	3,083
September	3,402	3,886
October	4,111	
November	4,997	
December	5,755	
January	6,285	
February	7,424	
March	8,026	
April	8,622	
May	8,617	
June	8,617	

QUALITY

	Quantity	Base Number	Contract	AT	Region	England
% of FP17s for the same patient ID Re-attending within 3 months - Children	83	826	10.0%	9.3%	12.2%	11.6%
% of FP17s for the same patient ID Re-attending within 3 months - Adults	156	1,082	14.4%	13.4%	15.8%	15.5%
% of FP17s for the same patient ID Re-attending between 3 & 9 months - Children	362	826	43.8%	60.3%	60.3%	58.8%
% of FP17s for the same patient ID Re-attending between 3 & 9 months - Adults	530	1,082	49.0%	54.5%	53.5%	51.1%
% of FP17s for Band 1 Urgent Courses	142	1,668	8.5%	7.2%	9.1%	9.0%
% of FP17s Relating to Free Repair or Replacements	29	1,668	1.7%	1.2%	1.0%	0.8%
% of FP17s Relating to Continuations	6	1,668	0.4%	1.1%	1.0%	0.9%
% of Patients satisfied with the dentistry they have received	0	0	N/A	94.2%	93.6%	93.3%
% of Patients satisfied with the time they had to wait for an appointment	0	0	N/A	88.8%	89.8%	88.9%

* This is based on patients treated on this contract for their most recent course of treatment. Figures in italics indicate the base number of FP17s or Patient Questionnaire responses are less than 100. N/A is shown where the base number of responses is less than 10 during the period. % is calculated as Quantity/Base number*100

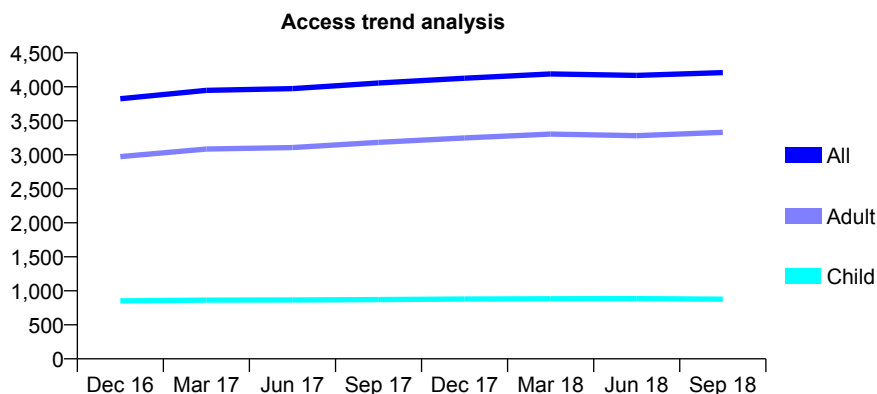
Q51 - Vital Signs At a Glance Contract Report for 572950/0002 - September 2018

Name or company name	MR R JOSEPH
Contract type name	GDS Contract
Purpose of contract	General
Contract start date	01/04/2006
Contract end date	

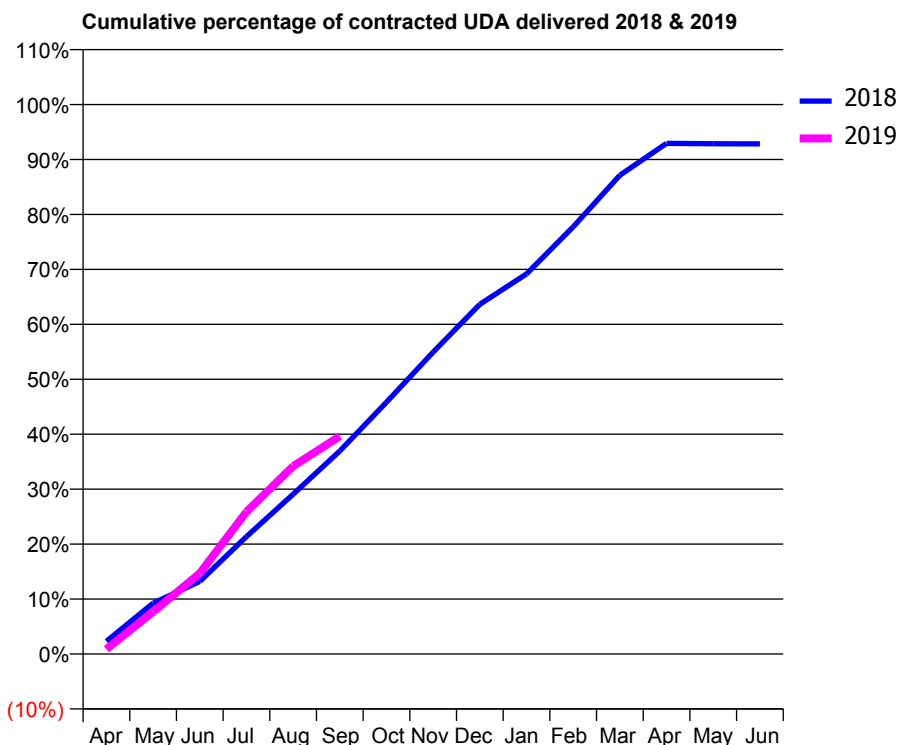
18/19 Contracted general activity (UDA)	12,000
Carry forward general activity (UDA)	0
18/19 Contracted orthodontic activity (UOA)	0
Carry forward orthodontic activity (UOA)	0
Baseline contract value	£398,264.12

ACCESS*

Patients seen in 24 months	Total	Change since previous quarter
Quarter ending September 2017	4,055	
Quarter ending December 2017	4,127	→
Quarter ending March 2018	4,189	→
Quarter ending June 2018	4,168	→
Quarter ending September 2018	4,208	→
Variance since September 2017	3.8%	↑



ACTIVITY



Month	Adjusted Scheduled Activity (UDA)	
	2018	2019
April	277	105
May	1,112	923
June	1,586	1,764
July	2,565	3,105
August	3,491	4,100
September	4,433	4,758
October	5,499	
November	6,594	
December	7,637	
January	8,301	
February	9,329	
March	10,456	
April	11,151	
May	11,142	
June	11,139	

QUALITY

	Quantity	Base Number	Contract	AT	Region	England
% of FP17s for the same patient ID Re-attending within 3 months - Children	57	661	8.6%	9.3%	12.2%	11.6%
% of FP17s for the same patient ID Re-attending within 3 months - Adults	304	2,300	13.2%	13.4%	15.8%	15.5%
% of FP17s for the same patient ID Re-attending between 3 & 9 months - Children	379	661	57.3%	60.3%	60.3%	58.8%
% of FP17s for the same patient ID Re-attending between 3 & 9 months - Adults	1,217	2,300	52.9%	54.5%	53.5%	51.1%
% of FP17s for Band 1 Urgent Courses	211	2,597	8.1%	7.2%	9.1%	9.0%
% of FP17s Relating to Free Repair or Replacements	76	2,597	2.9%	1.2%	1.0%	0.8%
% of FP17s Relating to Continuations	18	2,597	0.7%	1.1%	1.0%	0.9%
% of Patients satisfied with the dentistry they have received	1	1	N/A	94.2%	93.6%	93.3%
% of Patients satisfied with the time they had to wait for an appointment	1	1	N/A	88.8%	89.8%	88.9%

* This is based on patients treated on this contract for their most recent course of treatment. Figures in italics indicate the base number of FP17s or Patient Questionnaire responses are less than 100. N/A is shown where the base number of responses is less than 10 during the period. % is calculated as Quantity/Base number*100

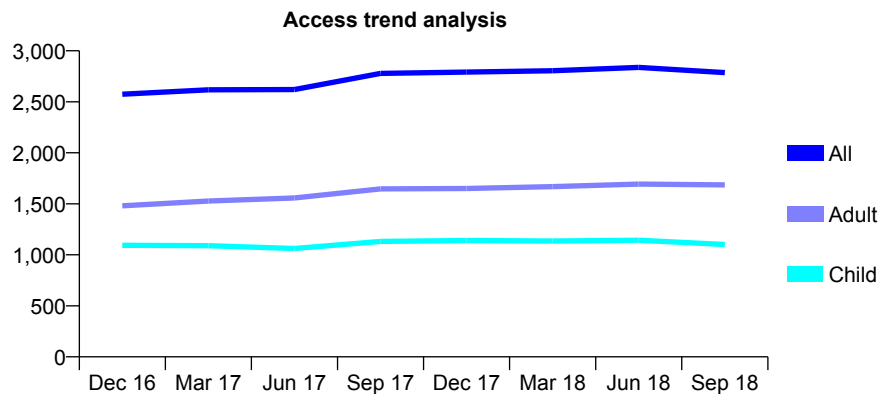
Q51 - Vital Signs At a Glance Contract Report for 572950/0004 - September 2018

Name or company name	131 Dental Care
Contract type name	GDS Contract
Purpose of contract	General
Contract start date	01/04/2006
Contract end date	

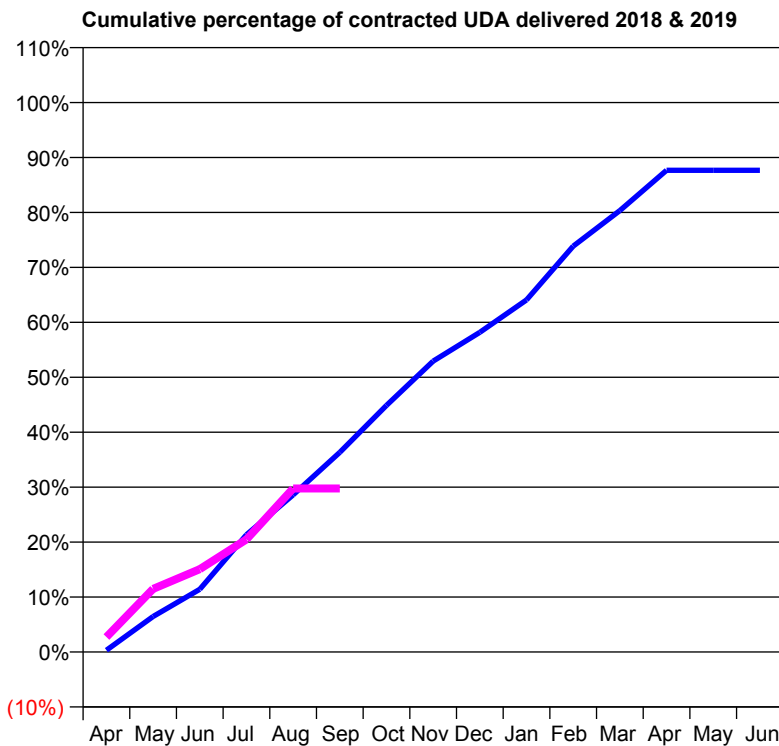
18/19 Contracted general activity (UDA)	9,500
Carry forward general activity (UDA)	0
18/19 Contracted orthodontic activity (UOA)	0
Carry forward orthodontic activity (UOA)	0
Baseline contract value	£332,452.65

ACCESS*

Patients seen in 24 months	Total	Change since previous quarter
Quarter ending September 2017	2,779	
Quarter ending December 2017	2,791	→
Quarter ending March 2018	2,804	→
Quarter ending June 2018	2,837	→
Quarter ending September 2018	2,786	↓
Variance since September 2017	0.3%	→



ACTIVITY



Month	Adjusted Scheduled Activity (UDA)	
	2018	2019
April	32	260
May	613	1,091
June	1,086	1,433
July	2,028	1,947
August	2,717	2,828
September	3,453	2,828
October	4,264	
November	5,028	
December	5,528	
January	6,086	
February	7,017	
March	7,633	
April	8,328	
May	8,329	
June	8,329	

QUALITY

	Quantity	Base Number	Contract	AT	Region	England
% of FP17s for the same patient ID Re-attending within 3 months - Children	64	670	9.6%	9.3%	12.2%	11.6%
% of FP17s for the same patient ID Re-attending within 3 months - Adults	126	894	14.1%	13.4%	15.8%	15.5%
% of FP17s for the same patient ID Re-attending between 3 & 9 months - Children	364	670	54.3%	60.3%	60.3%	58.8%
% of FP17s for the same patient ID Re-attending between 3 & 9 months - Adults	353	894	39.5%	54.5%	53.5%	51.1%
% of FP17s for Band 1 Urgent Courses	185	1,240	14.9%	7.2%	9.1%	9.0%
% of FP17s Relating to Free Repair or Replacements	12	1,240	1.0%	1.2%	1.0%	0.8%
% of FP17s Relating to Continuations	3	1,240	0.2%	1.1%	1.0%	0.9%
% of Patients satisfied with the dentistry they have received	1	2	N/A	94.2%	93.6%	93.3%
% of Patients satisfied with the time they had to wait for an appointment	1	2	N/A	88.8%	89.8%	88.9%

* This is based on patients treated on this contract for their most recent course of treatment. Figures in italics indicate the base number of FP17s or Patient Questionnaire responses are less than 100. N/A is shown where the base number of responses is less than 10 during the period. % is calculated as Quantity/Base number*100

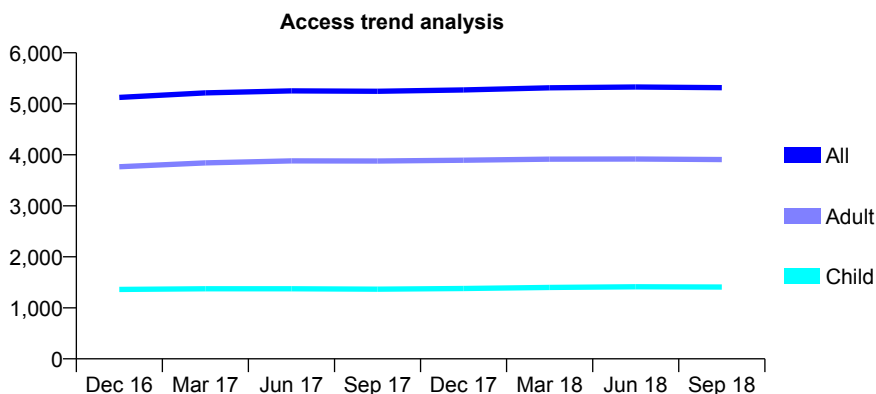
Q51 - Vital Signs At a Glance Contract Report for 572950/0005 - September 2018

Name or company name	MR R JOSEPH
Contract type name	GDS Contract
Purpose of contract	General
Contract start date	01/04/2007
Contract end date	

18/19 Contracted general activity (UDA)	17,802
Carry forward general activity (UDA)	0
18/19 Contracted orthodontic activity (UOA)	0
Carry forward orthodontic activity (UOA)	0
Baseline contract value	£504,821.29

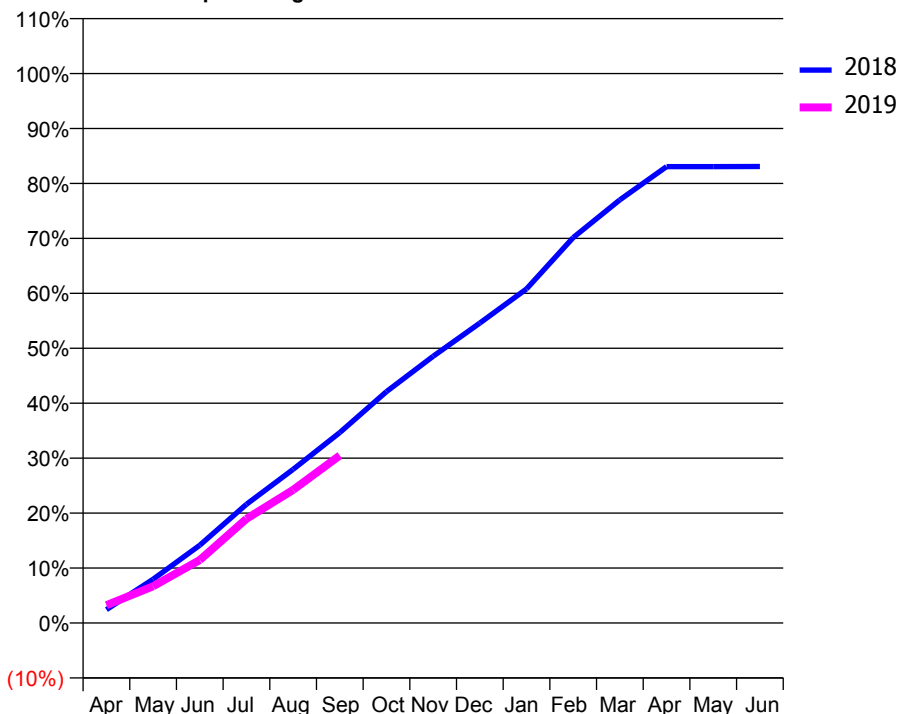
ACCESS*

Patients seen in 24 months	Total	Change since previous quarter
Quarter ending September 2017	5,246	
Quarter ending December 2017	5,272	→
Quarter ending March 2018	5,315	→
Quarter ending June 2018	5,330	→
Quarter ending September 2018	5,316	→
Variance since September 2017	1.3%	→



ACTIVITY

Cumulative percentage of contracted UDA delivered 2018 & 2019



Month	Adjusted Scheduled Activity (UDA)	
	2018	2019
April	433	579
May	1,418	1,191
June	2,520	2,043
July	3,846	3,375
August	4,979	4,312
September	6,173	5,426
October	7,497	
November	8,641	
December	9,717	
January	10,825	
February	12,487	
March	13,711	
April	14,784	
May	14,784	
June	14,790	

QUALITY

	Quantity	Base Number	Contract	AT	Region	England
% of FP17s for the same patient ID Re-attending within 3 months - Children	92	1,082	8.5%	9.3%	12.2%	11.6%
% of FP17s for the same patient ID Re-attending within 3 months - Adults	304	2,628	11.6%	13.4%	15.8%	15.5%
% of FP17s for the same patient ID Re-attending between 3 & 9 months - Children	701	1,082	64.8%	60.3%	60.3%	58.8%
% of FP17s for the same patient ID Re-attending between 3 & 9 months - Adults	1,625	2,628	61.8%	54.5%	53.5%	51.1%
% of FP17s for Band 1 Urgent Courses	192	2,969	6.5%	7.2%	9.1%	9.0%
% of FP17s Relating to Free Repair or Replacements	43	2,969	1.4%	1.2%	1.0%	0.8%
% of FP17s Relating to Continuations	13	2,969	0.4%	1.1%	1.0%	0.9%
% of Patients satisfied with the dentistry they have received	5	5	N/A	94.2%	93.6%	93.3%
% of Patients satisfied with the time they had to wait for an appointment	4	5	N/A	88.8%	89.8%	88.9%

* This is based on patients treated on this contract for their most recent course of treatment. Figures in italics indicate the base number of FP17s or Patient Questionnaire responses are less than 100. N/A is shown where the base number of responses is less than 10 during the period. % is calculated as Quantity/Base number*100

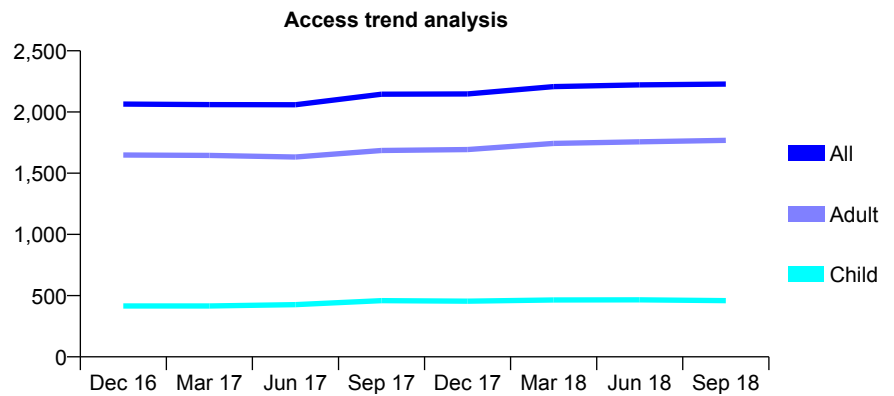
Q51 - Vital Signs At a Glance Contract Report for 620637/0001 - September 2018

Name or company name	MR H McWilliam
Contract type name	GDS Contract
Purpose of contract	General
Contract start date	01/04/2006
Contract end date	

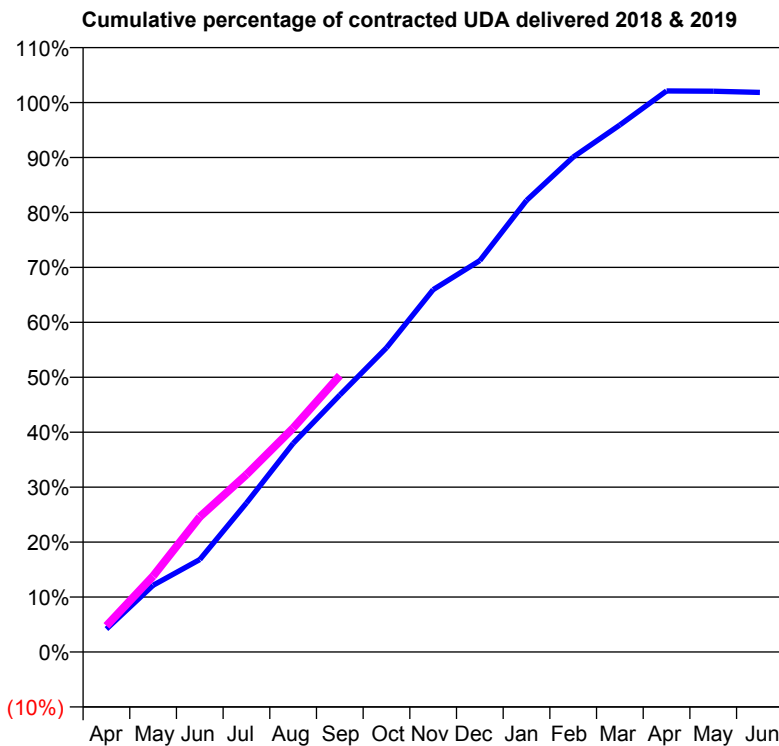
18/19 Contracted general activity (UDA)	5,337
Carry forward general activity (UDA)	0
18/19 Contracted orthodontic activity (UOA)	0
Carry forward orthodontic activity (UOA)	0
Baseline contract value	£152,747.76

ACCESS*

Patients seen in 24 months	Total	Change since previous quarter
Quarter ending September 2017	2,145	
Quarter ending December 2017	2,148	→
Quarter ending March 2018	2,208	↑
Quarter ending June 2018	2,222	→
Quarter ending September 2018	2,228	→
Variance since September 2017	3.9%	↑



ACTIVITY



Adjusted Scheduled Activity (UDA)		
Month	2018	2019
April	224	255
May	648	738
June	898	1,313
July	1,447	1,723
August	2,027	2,176
September	2,496	2,686
October	2,955	
November	3,520	
December	3,801	
January	4,386	
February	4,807	
March	5,120	
April	5,450	
May	5,447	
June	5,435	

QUALITY

	Quantity	Base Number	Contract	AT	Region	England
% of FP17s for the same patient ID Re-attending within 3 months - Children	19	388	4.9%	9.3%	12.2%	11.6%
% of FP17s for the same patient ID Re-attending within 3 months - Adults	79	1,203	6.6%	13.4%	15.8%	15.5%
% of FP17s for the same patient ID Re-attending between 3 & 9 months - Children	198	388	51.0%	60.3%	60.3%	58.8%
% of FP17s for the same patient ID Re-attending between 3 & 9 months - Adults	526	1,203	43.7%	54.5%	53.5%	51.1%
% of FP17s for Band 1 Urgent Courses	74	1,392	5.3%	7.2%	9.1%	9.0%
% of FP17s Relating to Free Repair or Replacements	4	1,392	0.3%	1.2%	1.0%	0.8%
% of FP17s Relating to Continuations	11	1,392	0.8%	1.1%	1.0%	0.9%
% of Patients satisfied with the dentistry they have received	0	1	N/A	94.2%	93.6%	93.3%
% of Patients satisfied with the time they had to wait for an appointment	1	1	N/A	88.8%	89.8%	88.9%

* This is based on patients treated on this contract for their most recent course of treatment. Figures in italics indicate the base number of FP17s or Patient Questionnaire responses are less than 100. N/A is shown where the base number of responses is less than 10 during the period. % is calculated as Quantity/Base number*100

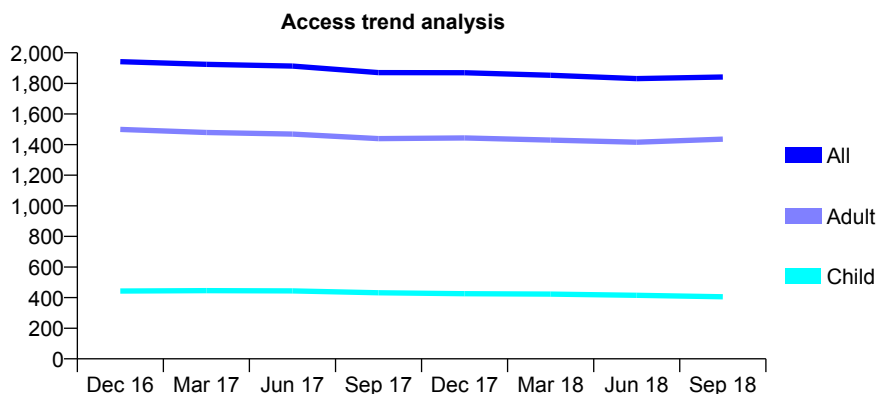
Q51 - Vital Signs At a Glance Contract Report for 638714/0001 - September 2018

Name or company name	MR JA STOREY
Contract type name	GDS Contract
Purpose of contract	General
Contract start date	01/04/2006
Contract end date	

18/19 Contracted general activity (UDA)	7,500
Carry forward general activity (UDA)	0
18/19 Contracted orthodontic activity (UOA)	0
Carry forward orthodontic activity (UOA)	0
Baseline contract value	£214,669.65

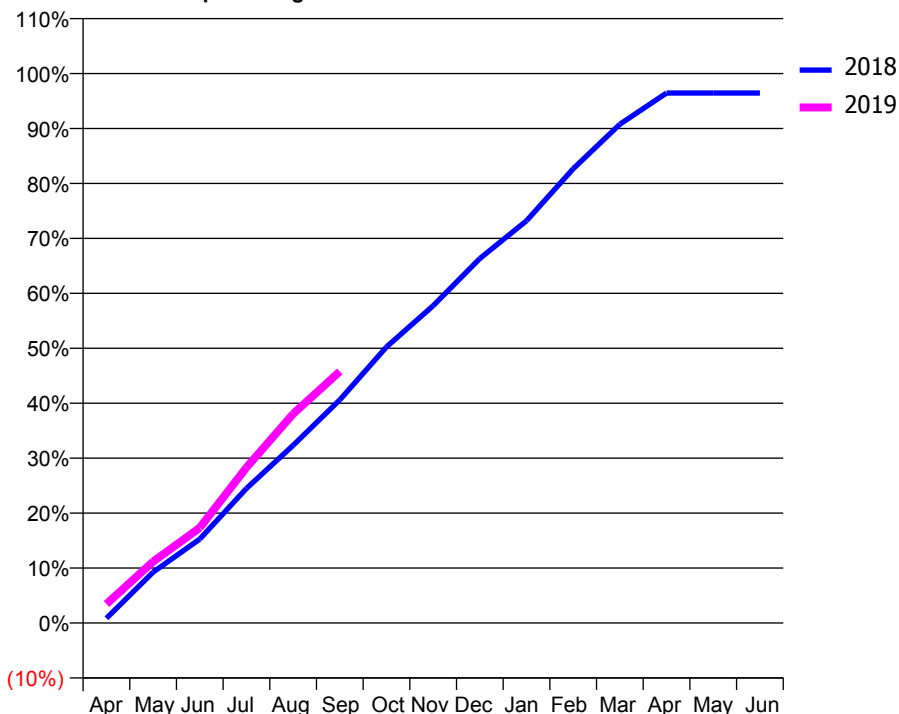
ACCESS*

Patients seen in 24 months	Total	Change since previous quarter
Quarter ending September 2017	1,871	
Quarter ending December 2017	1,870	→
Quarter ending March 2018	1,853	→
Quarter ending June 2018	1,831	↓
Quarter ending September 2018	1,842	→
Variance since September 2017	(1.5%)	↓



ACTIVITY

Cumulative percentage of contracted UDA delivered 2018 & 2019



Month	Adjusted Scheduled Activity (UDA)	
	2018	2019
April	65	260
May	694	838
June	1,146	1,300
July	1,838	2,123
August	2,425	2,854
September	3,047	3,433
October	3,768	
November	4,331	
December	4,975	
January	5,491	
February	6,200	
March	6,808	
April	7,234	
May	7,234	
June	7,234	

QUALITY

	Quantity	Base Number	Contract	AT	Region	England
% of FP17s for the same patient ID Re-attending within 3 months - Children	22	429	5.1%	9.3%	12.2%	11.6%
% of FP17s for the same patient ID Re-attending within 3 months - Adults	185	1,355	13.7%	13.4%	15.8%	15.5%
% of FP17s for the same patient ID Re-attending between 3 & 9 months - Children	339	429	79.0%	60.3%	60.3%	58.8%
% of FP17s for the same patient ID Re-attending between 3 & 9 months - Adults	972	1,355	71.7%	54.5%	53.5%	51.1%
% of FP17s for Band 1 Urgent Courses	50	1,587	3.2%	7.2%	9.1%	9.0%
% of FP17s Relating to Free Repair or Replacements	13	1,587	0.8%	1.2%	1.0%	0.8%
% of FP17s Relating to Continuations	46	1,587	2.9%	1.1%	1.0%	0.9%
% of Patients satisfied with the dentistry they have received	0	0	N/A	94.2%	93.6%	93.3%
% of Patients satisfied with the time they had to wait for an appointment	0	0	N/A	88.8%	89.8%	88.9%

* This is based on patients treated on this contract for their most recent course of treatment. Figures in italics indicate the base number of FP17s or Patient Questionnaire responses are less than 100. N/A is shown where the base number of responses is less than 10 during the period. % is calculated as Quantity/Base number*100

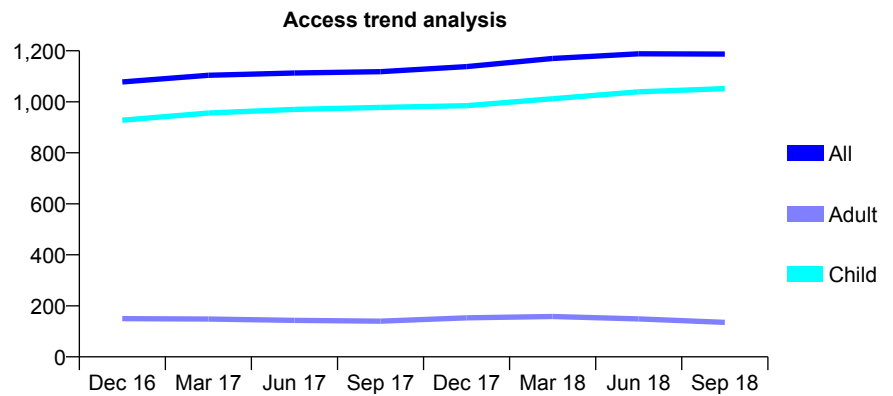
Q51 - Vital Signs At a Glance Contract Report for 643300/0001 - September 2018

Name or company name	MR DM HILTON
Contract type name	GDS Contract
Purpose of contract	General
Contract start date	01/04/2006
Contract end date	

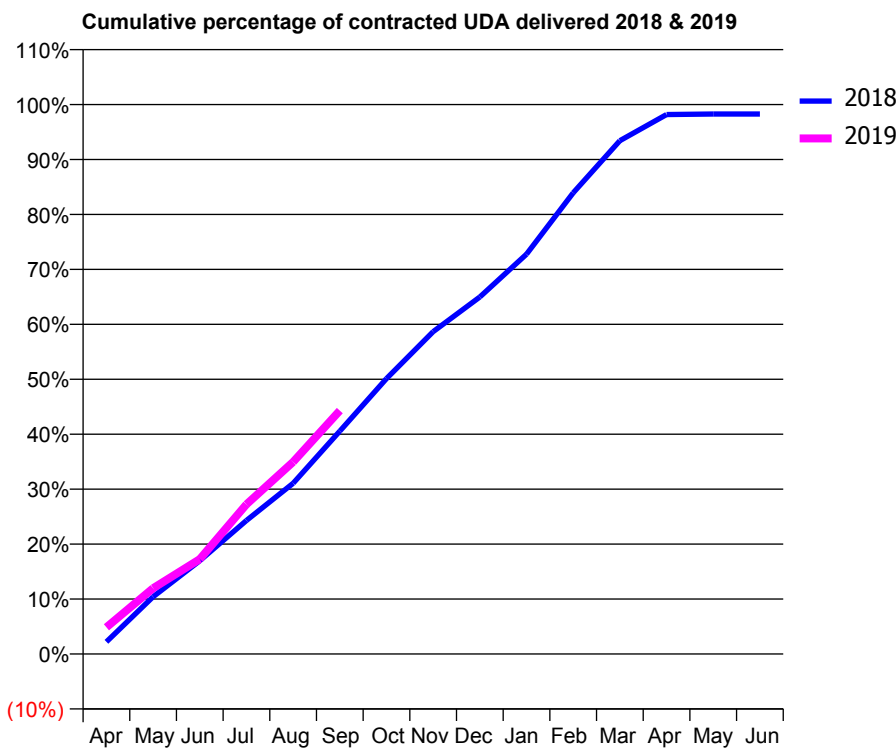
18/19 Contracted general activity (UDA)	2,650
Carry forward general activity (UDA)	0
18/19 Contracted orthodontic activity (UOA)	0
Carry forward orthodontic activity (UOA)	0
Baseline contract value	£73,924.86

ACCESS*

Patients seen in 24 months	Total	Change since previous quarter
Quarter ending September 2017	1,118	
Quarter ending December 2017	1,138	→
Quarter ending March 2018	1,170	↑
Quarter ending June 2018	1,188	→
Quarter ending September 2018	1,187	→
Variance since September 2017	6.2%	↑



ACTIVITY



Month	Adjusted Scheduled Activity (UDA)	
	2018	2019
April	59	129
May	276	317
June	450	457
July	644	722
August	823	927
September	1,075	1,174
October	1,328	
November	1,555	
December	1,722	
January	1,928	
February	2,224	
March	2,475	
April	2,601	
May	2,604	
June	2,604	

QUALITY

	Quantity	Base Number	Contract	AT	Region	England
% of FP17s for the same patient ID Re-attending within 3 months - Children	80	940	8.5%	9.3%	12.2%	11.6%
% of FP17s for the same patient ID Re-attending within 3 months - Adults	4	56	7.1%	13.4%	15.8%	15.5%
% of FP17s for the same patient ID Re-attending between 3 & 9 months - Children	651	940	69.3%	60.3%	60.3%	58.8%
% of FP17s for the same patient ID Re-attending between 3 & 9 months - Adults	39	56	69.6%	54.5%	53.5%	51.1%
% of FP17s for Band 1 Urgent Courses	4	903	0.4%	7.2%	9.1%	9.0%
% of FP17s Relating to Free Repair or Replacements	0	903	0.0%	1.2%	1.0%	0.8%
% of FP17s Relating to Continuations	0	903	0.0%	1.1%	1.0%	0.9%
% of Patients satisfied with the dentistry they have received	0	0	N/A	94.2%	93.6%	93.3%
% of Patients satisfied with the time they had to wait for an appointment	0	0	N/A	88.8%	89.8%	88.9%

* This is based on patients treated on this contract for their most recent course of treatment. Figures in italics indicate the base number of FP17s or Patient Questionnaire responses are less than 100. N/A is shown where the base number of responses is less than 10 during the period. % is calculated as Quantity/Base number*100

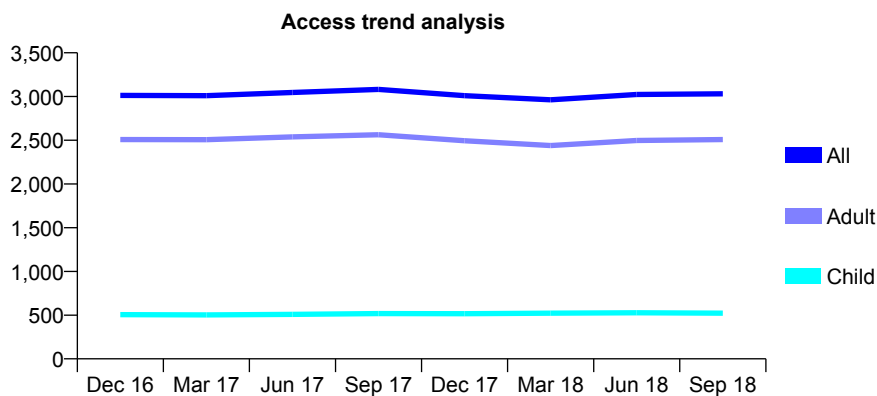
Q51 - Vital Signs At a Glance Contract Report for 648566/0001 - September 2018

Name or company name	MR MM HOOPER
Contract type name	GDS Contract
Purpose of contract	General
Contract start date	01/04/2006
Contract end date	

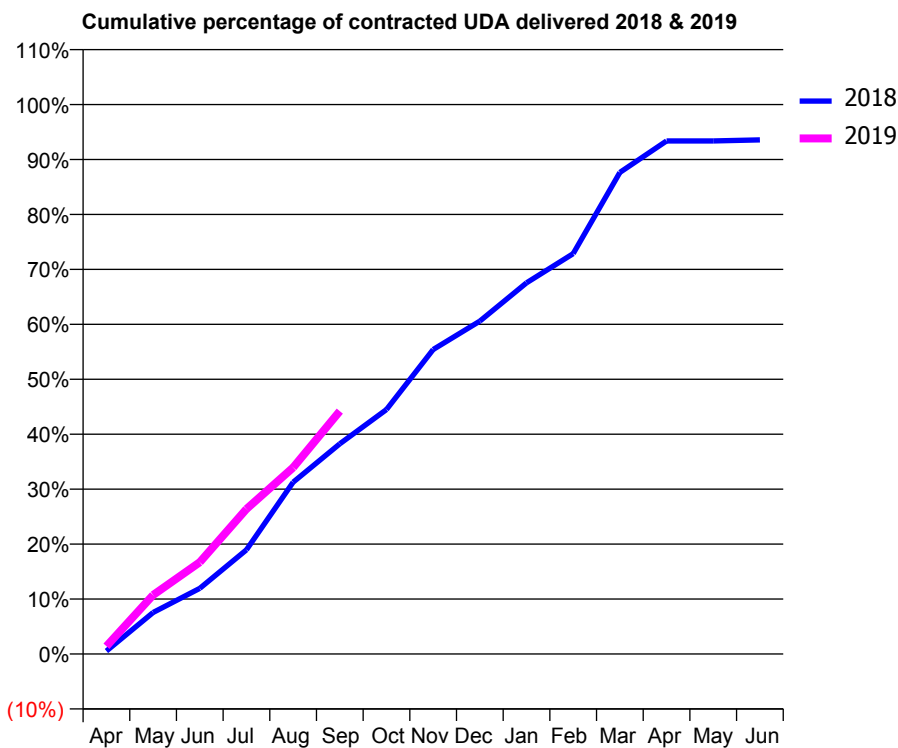
18/19 Contracted general activity (UDA)	7,935
Carry forward general activity (UDA)	0
18/19 Contracted orthodontic activity (UOA)	0
Carry forward orthodontic activity (UOA)	0
Baseline contract value	£227,079.28

ACCESS*

Patients seen in 24 months	Total	Change since previous quarter
Quarter ending September 2017	3,081	
Quarter ending December 2017	3,010	↓
Quarter ending March 2018	2,962	↓
Quarter ending June 2018	3,024	↑
Quarter ending September 2018	3,031	→
Variance since September 2017	(1.6%)	↓



ACTIVITY



Month	Adjusted Scheduled Activity (UDA)	
	2018	2019
April	43	113
May	599	851
June	948	1,326
July	1,504	2,094
August	2,482	2,694
September	3,037	3,507
October	3,531	
November	4,397	
December	4,806	
January	5,360	
February	5,782	
March	6,954	
April	7,410	
May	7,410	
June	7,425	

QUALITY

	Quantity	Base Number	Contract	AT	Region	England
% of FP17s for the same patient ID Re-attending within 3 months - Children	29	391	7.4%	9.3%	12.2%	11.6%
% of FP17s for the same patient ID Re-attending within 3 months - Adults	198	1,902	10.4%	13.4%	15.8%	15.5%
% of FP17s for the same patient ID Re-attending between 3 & 9 months - Children	231	391	59.1%	60.3%	60.3%	58.8%
% of FP17s for the same patient ID Re-attending between 3 & 9 months - Adults	701	1,902	36.9%	54.5%	53.5%	51.1%
% of FP17s for Band 1 Urgent Courses	635	2,081	30.5%	7.2%	9.1%	9.0%
% of FP17s Relating to Free Repair or Replacements	4	2,081	0.2%	1.2%	1.0%	0.8%
% of FP17s Relating to Continuations	11	2,081	0.5%	1.1%	1.0%	0.9%
% of Patients satisfied with the dentistry they have received	1	2	N/A	94.2%	93.6%	93.3%
% of Patients satisfied with the time they had to wait for an appointment	2	2	N/A	88.8%	89.8%	88.9%

* This is based on patients treated on this contract for their most recent course of treatment. Figures in italics indicate the base number of FP17s or Patient Questionnaire responses are less than 100. N/A is shown where the base number of responses is less than 10 during the period. % is calculated as Quantity/Base number*100

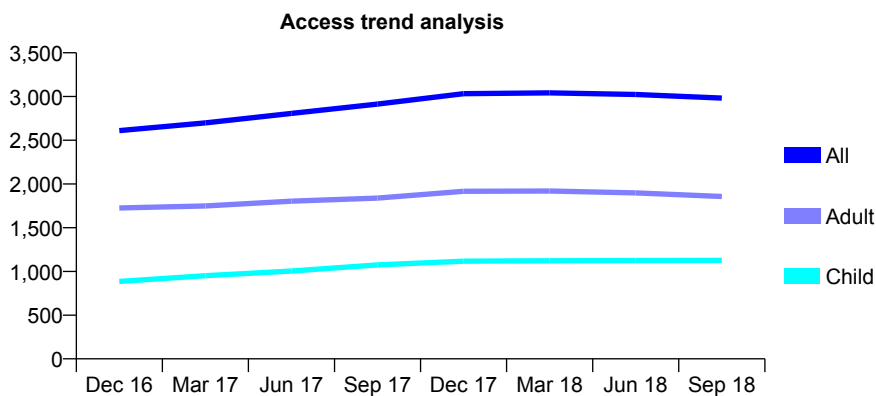
Q51 - Vital Signs At a Glance Contract Report for 648655/0004 - September 2018

Name or company name	MR JA GATUS
Contract type name	GDS Contract
Purpose of contract	General
Contract start date	01/04/2006
Contract end date	

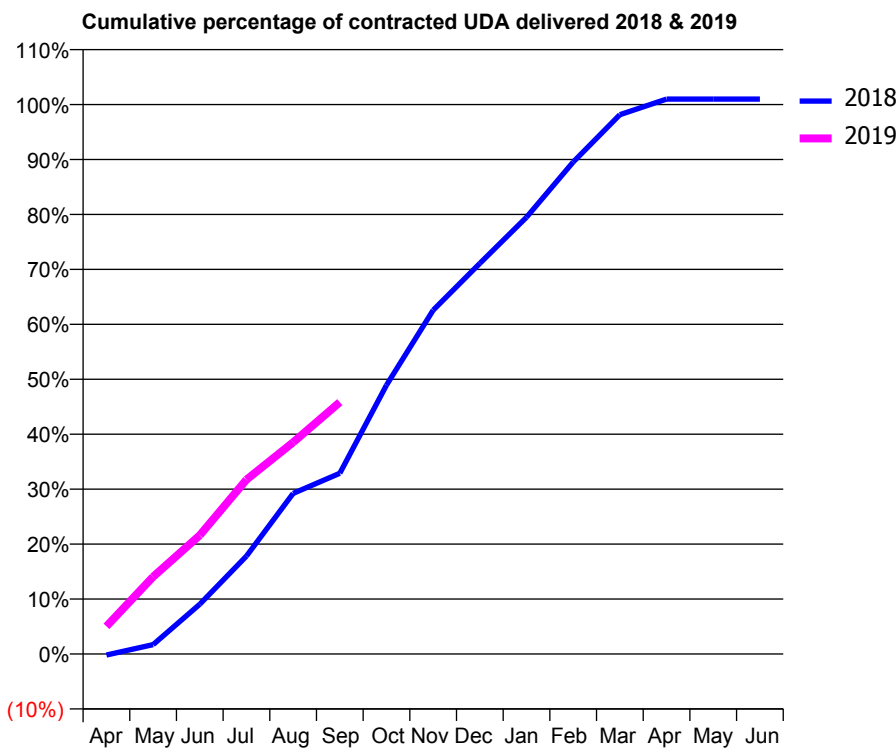
18/19 Contracted general activity (UDA)	8,192
Carry forward general activity (UDA)	0
18/19 Contracted orthodontic activity (UOA)	0
Carry forward orthodontic activity (UOA)	0
Baseline contract value	£234,459.33

ACCESS*

Patients seen in 24 months	Total	Change since previous quarter
Quarter ending September 2017	2,914	
Quarter ending December 2017	3,033	↑
Quarter ending March 2018	3,041	→
Quarter ending June 2018	3,023	→
Quarter ending September 2018	2,983	↓
Variance since September 2017	2.4%	↑



ACTIVITY



Adjusted Scheduled Activity (UDA)		
Month	2018	2019
April	-17	413
May	141	1,153
June	742	1,770
July	1,461	2,600
August	2,395	3,157
September	2,696	3,754
October	4,009	
November	5,127	
December	5,824	
January	6,512	
February	7,334	
March	8,040	
April	8,273	
May	8,273	
June	8,273	

QUALITY

	Quantity	Base Number	Contract	AT	Region	England
% of FP17s for the same patient ID Re-attending within 3 months - Children	68	879	7.7%	9.3%	12.2%	11.6%
% of FP17s for the same patient ID Re-attending within 3 months - Adults	200	1,380	14.5%	13.4%	15.8%	15.5%
% of FP17s for the same patient ID Re-attending between 3 & 9 months - Children	615	879	70.0%	60.3%	60.3%	58.8%
% of FP17s for the same patient ID Re-attending between 3 & 9 months - Adults	941	1,380	68.2%	54.5%	53.5%	51.1%
% of FP17s for Band 1 Urgent Courses	135	2,115	6.4%	7.2%	9.1%	9.0%
% of FP17s Relating to Free Repair or Replacements	7	2,115	0.3%	1.2%	1.0%	0.8%
% of FP17s Relating to Continuations	9	2,115	0.4%	1.1%	1.0%	0.9%
% of Patients satisfied with the dentistry they have received	0	0	N/A	94.2%	93.6%	93.3%
% of Patients satisfied with the time they had to wait for an appointment	0	0	N/A	88.8%	89.8%	88.9%

* This is based on patients treated on this contract for their most recent course of treatment. Figures in italics indicate the base number of FP17s or Patient Questionnaire responses are less than 100. N/A is shown where the base number of responses is less than 10 during the period. % is calculated as Quantity/Base number*100

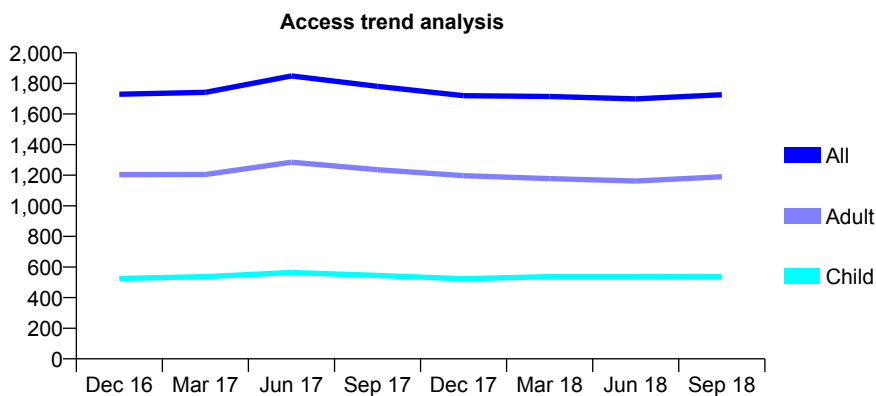
Q51 - Vital Signs At a Glance Contract Report for 657271/0001 - September 2018

Name or company name	MR A BAGGA
Contract type name	GDS Contract
Purpose of contract	General
Contract start date	01/04/2006
Contract end date	

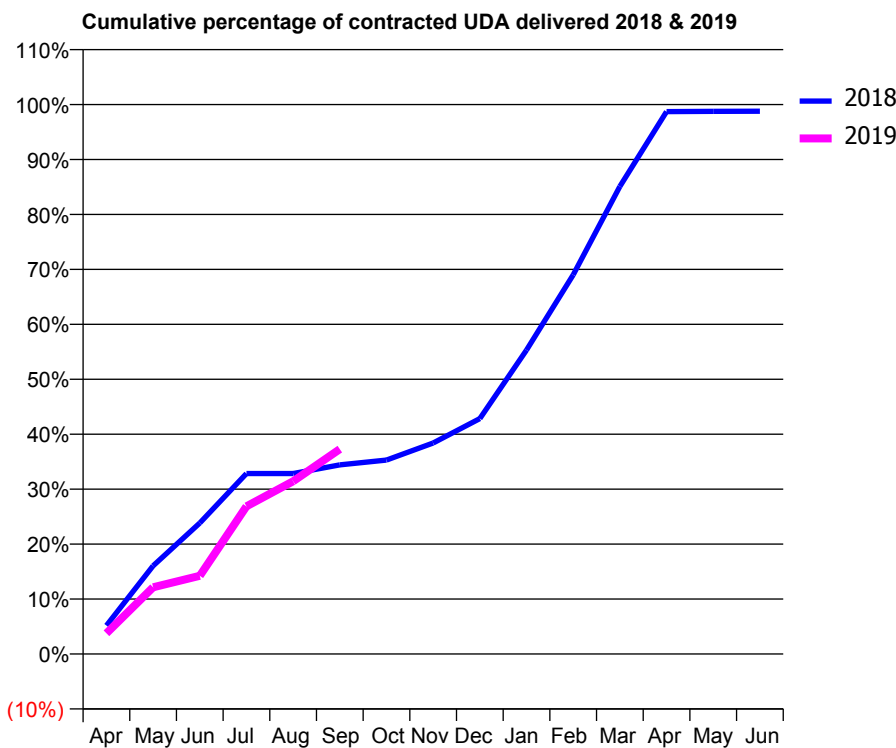
18/19 Contracted general activity (UDA)	5,584
Carry forward general activity (UDA)	0
18/19 Contracted orthodontic activity (UOA)	0
Carry forward orthodontic activity (UOA)	0
Baseline contract value	£169,402.91

ACCESS*

Patients seen in 24 months	Total	Change since previous quarter
Quarter ending September 2017	1,781	
Quarter ending December 2017	1,720	↓
Quarter ending March 2018	1,715	→
Quarter ending June 2018	1,699	→
Quarter ending September 2018	1,726	→
Variance since September 2017	(3.1%)	↓



ACTIVITY



Adjusted Scheduled Activity (UDA)		
Month	2018	2019
April	290	211
May	896	678
June	1,332	794
July	1,834	1,500
August	1,834	1,756
September	1,923	2,082
October	1,971	
November	2,144	
December	2,392	
January	3,088	
February	3,853	
March	4,752	
April	5,512	
May	5,515	
June	5,516	

QUALITY

	Quantity	Base Number	Contract	AT	Region	England
% of FP17s for the same patient ID Re-attending within 3 months - Children	17	294	5.8%	9.3%	12.2%	11.6%
% of FP17s for the same patient ID Re-attending within 3 months - Adults	126	803	15.7%	13.4%	15.8%	15.5%
% of FP17s for the same patient ID Re-attending between 3 & 9 months - Children	104	294	35.4%	60.3%	60.3%	58.8%
% of FP17s for the same patient ID Re-attending between 3 & 9 months - Adults	270	803	33.6%	54.5%	53.5%	51.1%
% of FP17s for Band 1 Urgent Courses	97	846	11.5%	7.2%	9.1%	9.0%
% of FP17s Relating to Free Repair or Replacements	9	846	1.1%	1.2%	1.0%	0.8%
% of FP17s Relating to Continuations	2	846	0.2%	1.1%	1.0%	0.9%
% of Patients satisfied with the dentistry they have received	1	1	N/A	94.2%	93.6%	93.3%
% of Patients satisfied with the time they had to wait for an appointment	0	1	N/A	88.8%	89.8%	88.9%

* This is based on patients treated on this contract for their most recent course of treatment. Figures in italics indicate the base number of FP17s or Patient Questionnaire responses are less than 100. N/A is shown where the base number of responses is less than 10 during the period. % is calculated as Quantity/Base number*100

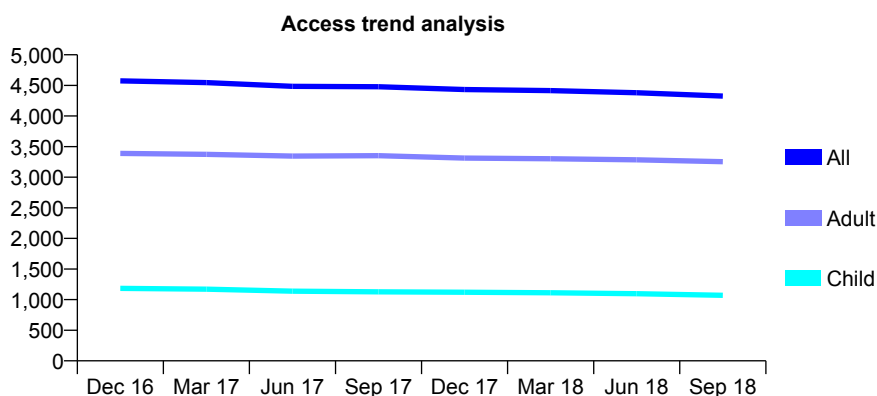
Q51 - Vital Signs At a Glance Contract Report for 661325/0001 - September 2018

Name or company name	MR S KHAZENIFAR
Contract type name	GDS Contract
Purpose of contract	General
Contract start date	01/04/2006
Contract end date	

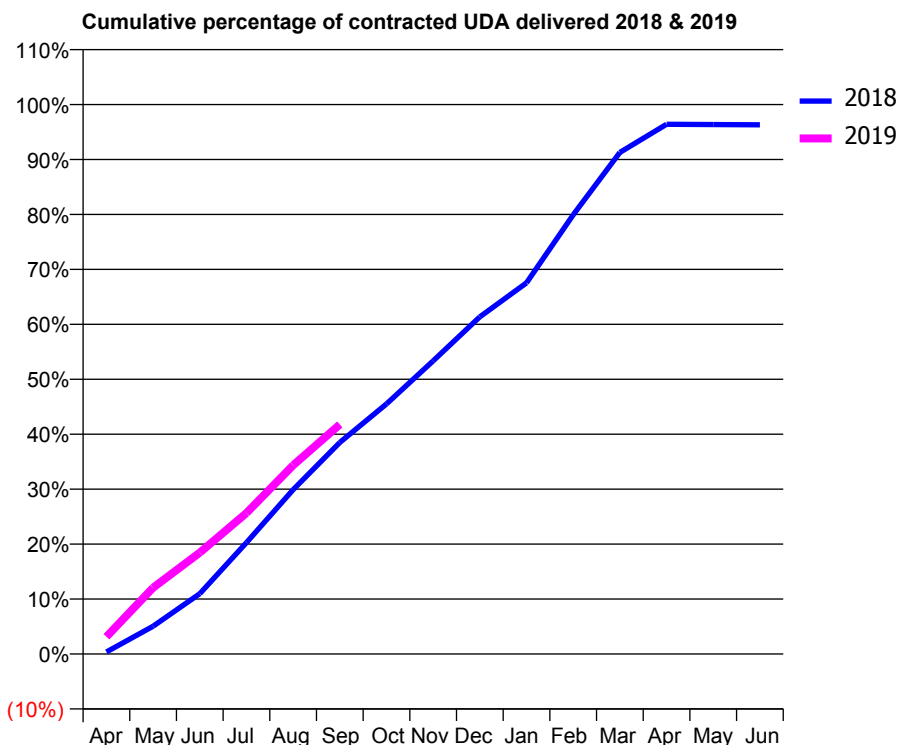
18/19 Contracted general activity (UDA)	16,254
Carry forward general activity (UDA)	0
18/19 Contracted orthodontic activity (UOA)	0
Carry forward orthodontic activity (UOA)	0
Baseline contract value	£484,767.61

ACCESS*

Patients seen in 24 months	Total	Change since previous quarter
Quarter ending September 2017	4,479	
Quarter ending December 2017	4,432	↓
Quarter ending March 2018	4,414	→
Quarter ending June 2018	4,380	→
Quarter ending September 2018	4,325	↓
Variance since September 2017	(3.4%)	↓



ACTIVITY



Month	Adjusted Scheduled Activity (UDA)	
	2018	2019
April	62	510
May	821	1,963
June	1,784	2,999
July	3,296	4,171
August	4,860	5,582
September	6,258	6,791
October	7,396	
November	8,674	
December	9,973	
January	10,979	
February	12,989	
March	14,838	
April	15,667	
May	15,662	
June	15,653	

QUALITY

	Quantity	Base Number	Contract	AT	Region	England
% of FP17s for the same patient ID Re-attending within 3 months - Children	90	869	10.4%	9.3%	12.2%	11.6%
% of FP17s for the same patient ID Re-attending within 3 months - Adults	476	2,525	18.9%	13.4%	15.8%	15.5%
% of FP17s for the same patient ID Re-attending between 3 & 9 months - Children	568	869	65.4%	60.3%	60.3%	58.8%
% of FP17s for the same patient ID Re-attending between 3 & 9 months - Adults	1,455	2,525	57.6%	54.5%	53.5%	51.1%
% of FP17s for Band 1 Urgent Courses	334	3,122	10.7%	7.2%	9.1%	9.0%
% of FP17s Relating to Free Repair or Replacements	57	3,122	1.8%	1.2%	1.0%	0.8%
% of FP17s Relating to Continuations	16	3,122	0.5%	1.1%	1.0%	0.9%
% of Patients satisfied with the dentistry they have received	6	7	N/A	94.2%	93.6%	93.3%
% of Patients satisfied with the time they had to wait for an appointment	6	7	N/A	88.8%	89.8%	88.9%

* This is based on patients treated on this contract for their most recent course of treatment. Figures in italics indicate the base number of FP17s or Patient Questionnaire responses are less than 100. N/A is shown where the base number of responses is less than 10 during the period. % is calculated as Quantity/Base number*100

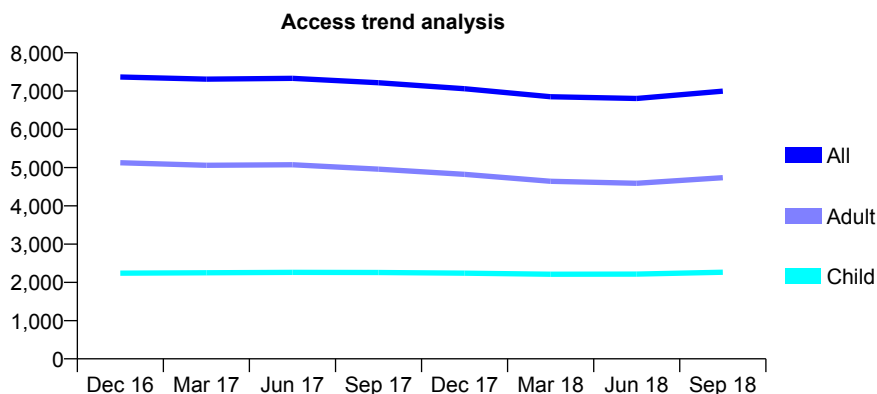
Q51 - Vital Signs At a Glance Contract Report for 682721/0002 - September 2018

Name or company name	Broadfield Dental Practice
Contract type name	GDS Contract
Purpose of contract	General
Contract start date	01/10/2008
Contract end date	

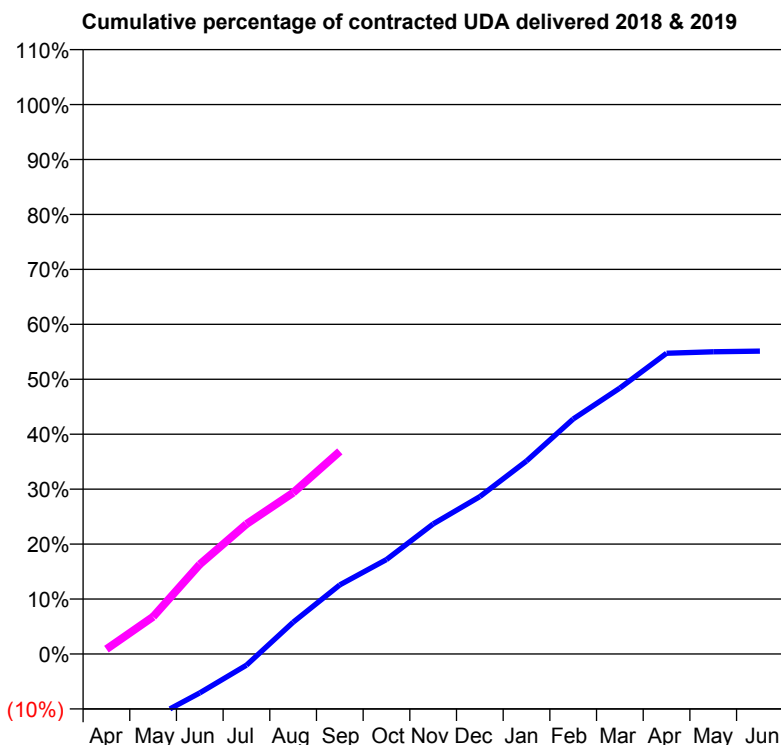
18/19 Contracted general activity (UDA)	18,750
Carry forward general activity (UDA)	0
18/19 Contracted orthodontic activity (UOA)	0
Carry forward orthodontic activity (UOA)	0
Baseline contract value	£568,822.46

ACCESS*

Patients seen in 24 months	Total	Change since previous quarter
Quarter ending September 2017	7,216	
Quarter ending December 2017	7,061	↓
Quarter ending March 2018	6,852	↓
Quarter ending June 2018	6,805	→
Quarter ending September 2018	6,999	↑
Variance since September 2017	(3.0%)	↓



ACTIVITY



Adjusted Scheduled Activity (UDA)		
Month	2018	2019
April	-2,665	166
May	-2,188	1,270
June	-1,332	3,058
July	-386	4,432
August	1,083	5,501
September	2,360	6,915
October	3,224	
November	4,440	
December	5,372	
January	6,585	
February	8,019	
March	9,075	
April	10,263	
May	10,314	
June	10,334	

QUALITY

	Quantity	Base Number	Contract	AT	Region	England
% of FP17s for the same patient ID Re-attending within 3 months - Children	93	1,760	5.3%	9.3%	12.2%	11.6%
% of FP17s for the same patient ID Re-attending within 3 months - Adults	450	3,454	13.0%	13.4%	15.8%	15.5%
% of FP17s for the same patient ID Re-attending between 3 & 9 months - Children	936	1,760	53.2%	60.3%	60.3%	58.8%
% of FP17s for the same patient ID Re-attending between 3 & 9 months - Adults	1,503	3,454	43.5%	54.5%	53.5%	51.1%
% of FP17s for Band 1 Urgent Courses	174	4,104	4.2%	7.2%	9.1%	9.0%
% of FP17s Relating to Free Repair or Replacements	15	4,104	0.4%	1.2%	1.0%	0.8%
% of FP17s Relating to Continuations	85	4,104	2.1%	1.1%	1.0%	0.9%
% of Patients satisfied with the dentistry they have received	5	5	N/A	94.2%	93.6%	93.3%
% of Patients satisfied with the time they had to wait for an appointment	3	5	N/A	88.8%	89.8%	88.9%

* This is based on patients treated on this contract for their most recent course of treatment. Figures in italics indicate the base number of FP17s or Patient Questionnaire responses are less than 100. N/A is shown where the base number of responses is less than 10 during the period. % is calculated as Quantity/Base number*100

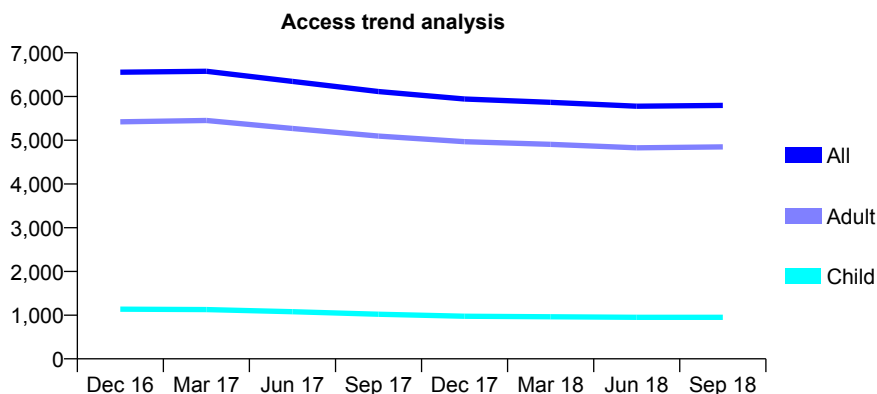
Q51 - Vital Signs At a Glance Contract Report for 725005/0002 - September 2018

Name or company name	A J Cale Limited
Contract type name	GDS Contract
Purpose of contract	General
Contract start date	01/06/2015
Contract end date	

18/19 Contracted general activity (UDA)	20,350
Carry forward general activity (UDA)	0
18/19 Contracted orthodontic activity (UOA)	0
Carry forward orthodontic activity (UOA)	0
Baseline contract value	£570,627.69

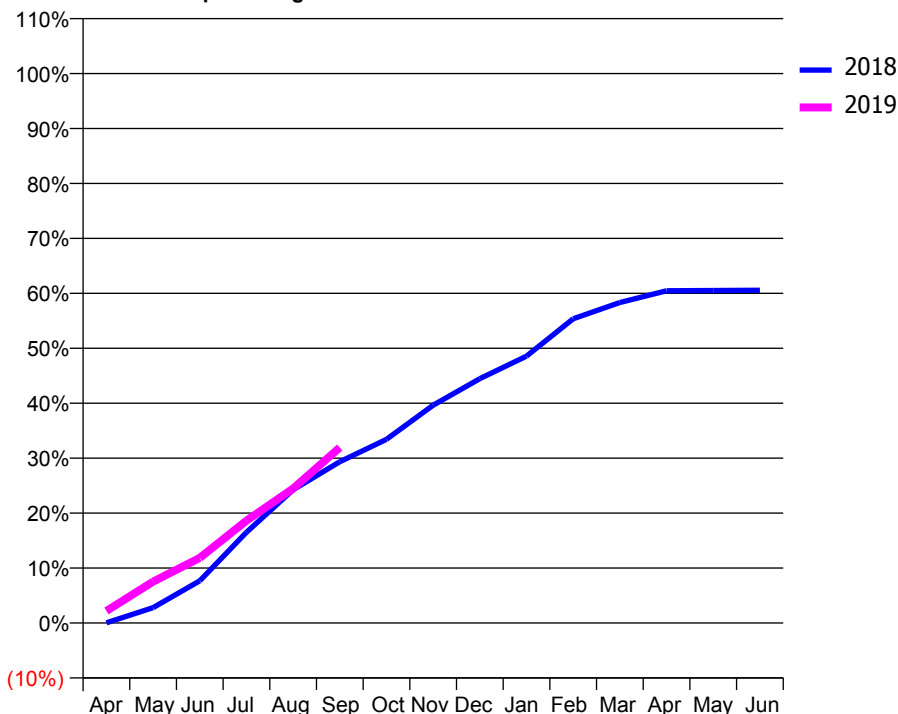
ACCESS*

Patients seen in 24 months	Total	Change since previous quarter
Quarter ending September 2017	6,115	
Quarter ending December 2017	5,943	↓
Quarter ending March 2018	5,867	↓
Quarter ending June 2018	5,777	↓
Quarter ending September 2018	5,797	→
Variance since September 2017	(5.2%)	↓



ACTIVITY

Cumulative percentage of contracted UDA delivered 2018 & 2019



Month	Adjusted Scheduled Activity (UDA)	
	2018	2019
April	7	446
May	709	1,534
June	1,949	2,410
July	4,187	3,789
August	6,149	4,981
September	7,438	6,500
October	8,474	
November	10,047	
December	11,271	
January	12,310	
February	14,037	
March	14,788	
April	15,326	
May	15,341	
June	15,350	

QUALITY

	Quantity	Base Number	Contract	AT	Region	England
% of FP17s for the same patient ID Re-attending within 3 months - Children	28	611	4.6%	9.3%	12.2%	11.6%
% of FP17s for the same patient ID Re-attending within 3 months - Adults	343	2,765	12.4%	13.4%	15.8%	15.5%
% of FP17s for the same patient ID Re-attending between 3 & 9 months - Children	265	611	43.4%	60.3%	60.3%	58.8%
% of FP17s for the same patient ID Re-attending between 3 & 9 months - Adults	1,010	2,765	36.5%	54.5%	53.5%	51.1%
% of FP17s for Band 1 Urgent Courses	205	3,095	6.6%	7.2%	9.1%	9.0%
% of FP17s Relating to Free Repair or Replacements	39	3,095	1.3%	1.2%	1.0%	0.8%
% of FP17s Relating to Continuations	29	3,095	0.9%	1.1%	1.0%	0.9%
% of Patients satisfied with the dentistry they have received	5	5	N/A	94.2%	93.6%	93.3%
% of Patients satisfied with the time they had to wait for an appointment	5	5	N/A	88.8%	89.8%	88.9%

* This is based on patients treated on this contract for their most recent course of treatment. Figures in italics indicate the base number of FP17s or Patient Questionnaire responses are less than 100. N/A is shown where the base number of responses is less than 10 during the period. % is calculated as Quantity/Base number*100

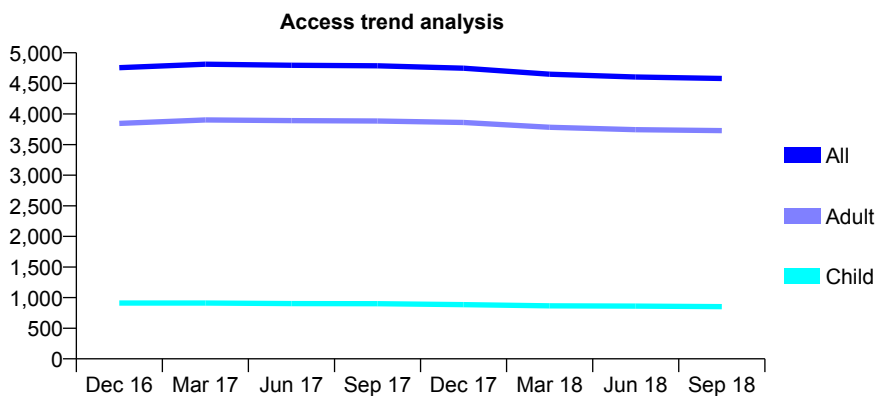
Q51 - Vital Signs At a Glance Contract Report for 725900/0001 - September 2018

Name or company name	F P Dental
Contract type name	GDS Contract
Purpose of contract	General
Contract start date	01/04/2009
Contract end date	

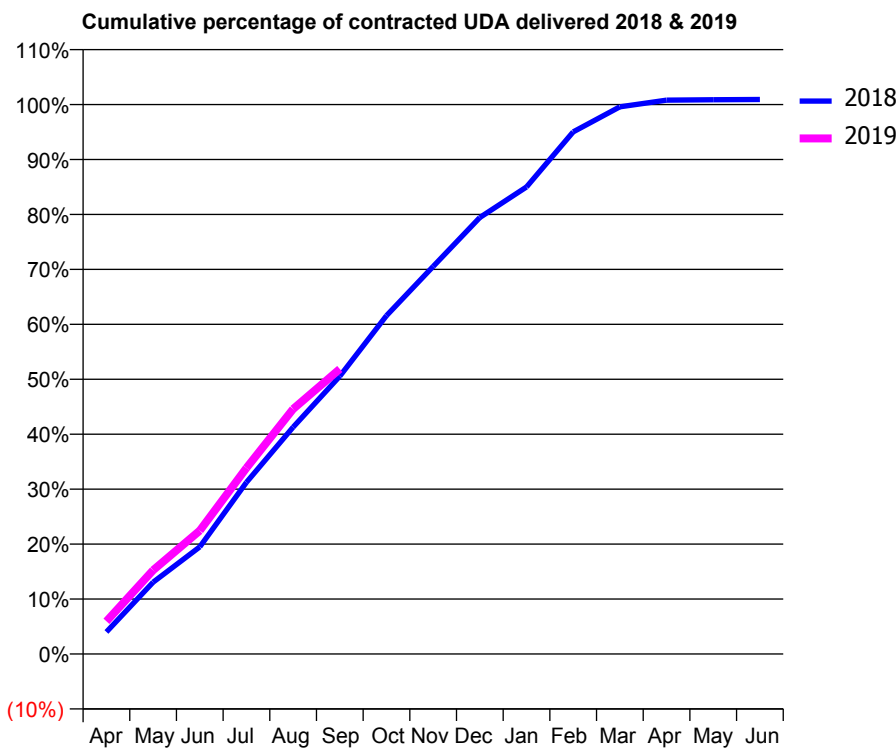
18/19 Contracted general activity (UDA)	13,301
Carry forward general activity (UDA)	0
18/19 Contracted orthodontic activity (UOA)	0
Carry forward orthodontic activity (UOA)	0
Baseline contract value	£372,970.60

ACCESS*

Patients seen in 24 months	Total	Change since previous quarter
Quarter ending September 2017	4,787	
Quarter ending December 2017	4,748	→
Quarter ending March 2018	4,650	↓
Quarter ending June 2018	4,605	→
Quarter ending September 2018	4,581	→
Variance since September 2017	(4.3%)	↓



ACTIVITY



Month	Adjusted Scheduled Activity (UDA)	
	2018	2019
April	534	792
May	1,737	2,029
June	2,595	2,987
July	4,155	4,503
August	5,491	5,931
September	6,725	6,901
October	8,192	
November	9,383	
December	10,567	
January	11,304	
February	12,637	
March	13,244	
April	13,407	
May	13,416	
June	13,421	

QUALITY

	Quantity	Base Number	Contract	AT	Region	England
% of FP17s for the same patient ID Re-attending within 3 months - Children	54	768	7.0%	9.3%	12.2%	11.6%
% of FP17s for the same patient ID Re-attending within 3 months - Adults	271	2,977	9.1%	13.4%	15.8%	15.5%
% of FP17s for the same patient ID Re-attending between 3 & 9 months - Children	496	768	64.6%	60.3%	60.3%	58.8%
% of FP17s for the same patient ID Re-attending between 3 & 9 months - Adults	1,892	2,977	63.6%	54.5%	53.5%	51.1%
% of FP17s for Band 1 Urgent Courses	128	3,623	3.5%	7.2%	9.1%	9.0%
% of FP17s Relating to Free Repair or Replacements	13	3,623	0.4%	1.2%	1.0%	0.8%
% of FP17s Relating to Continuations	7	3,623	0.2%	1.1%	1.0%	0.9%
% of Patients satisfied with the dentistry they have received	5	5	N/A	94.2%	93.6%	93.3%
% of Patients satisfied with the time they had to wait for an appointment	4	5	N/A	88.8%	89.8%	88.9%

* This is based on patients treated on this contract for their most recent course of treatment. Figures in italics indicate the base number of FP17s or Patient Questionnaire responses are less than 100. N/A is shown where the base number of responses is less than 10 during the period. % is calculated as Quantity/Base number*100

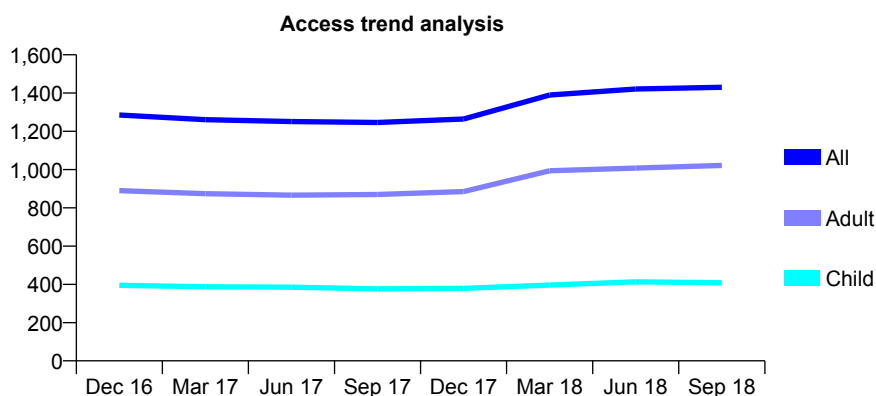
Q51 - Vital Signs At a Glance Contract Report for 725943/0001 - September 2018

Name or company name	Mr D Leung
Contract type name	GDS Contract
Purpose of contract	General
Contract start date	01/04/2006
Contract end date	

18/19 Contracted general activity (UDA)	4,996
Carry forward general activity (UDA)	0
18/19 Contracted orthodontic activity (UOA)	0
Carry forward orthodontic activity (UOA)	0
Baseline contract value	£160,444.47

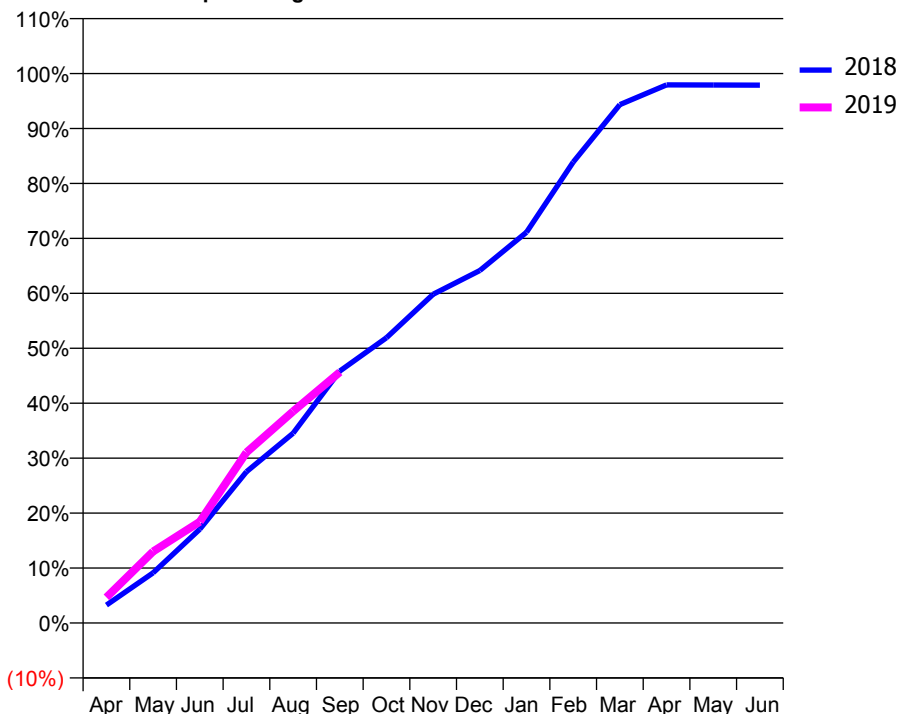
ACCESS*

Patients seen in 24 months	Total	Change since previous quarter
Quarter ending September 2017	1,246	
Quarter ending December 2017	1,264	→
Quarter ending March 2018	1,390	↑
Quarter ending June 2018	1,421	↑
Quarter ending September 2018	1,430	→
Variance since September 2017	14.8%	↑



ACTIVITY

Cumulative percentage of contracted UDA delivered 2018 & 2019



Month	Adjusted Scheduled Activity (UDA)	
	2018	2019
April	163	233
May	456	650
June	853	920
July	1,376	1,552
August	1,726	1,924
September	2,291	2,282
October	2,594	
November	2,989	
December	3,205	
January	3,553	
February	4,191	
March	4,713	
April	4,892	
May	4,891	
June	4,890	

QUALITY

	Quantity	Base Number	Contract	AT	Region	England
% of FP17s for the same patient ID Re-attending within 3 months - Children	30	448	6.7%	9.3%	12.2%	11.6%
% of FP17s for the same patient ID Re-attending within 3 months - Adults	117	898	13.0%	13.4%	15.8%	15.5%
% of FP17s for the same patient ID Re-attending between 3 & 9 months - Children	339	448	75.7%	60.3%	60.3%	58.8%
% of FP17s for the same patient ID Re-attending between 3 & 9 months - Adults	611	898	68.0%	54.5%	53.5%	51.1%
% of FP17s for Band 1 Urgent Courses	63	1,250	5.0%	7.2%	9.1%	9.0%
% of FP17s Relating to Free Repair or Replacements	11	1,250	0.9%	1.2%	1.0%	0.8%
% of FP17s Relating to Continuations	11	1,250	0.9%	1.1%	1.0%	0.9%
% of Patients satisfied with the dentistry they have received	5	5	N/A	94.2%	93.6%	93.3%
% of Patients satisfied with the time they had to wait for an appointment	5	5	N/A	88.8%	89.8%	88.9%

* This is based on patients treated on this contract for their most recent course of treatment. Figures in italics indicate the base number of FP17s or Patient Questionnaire responses are less than 100. N/A is shown where the base number of responses is less than 10 during the period. % is calculated as Quantity/Base number*100

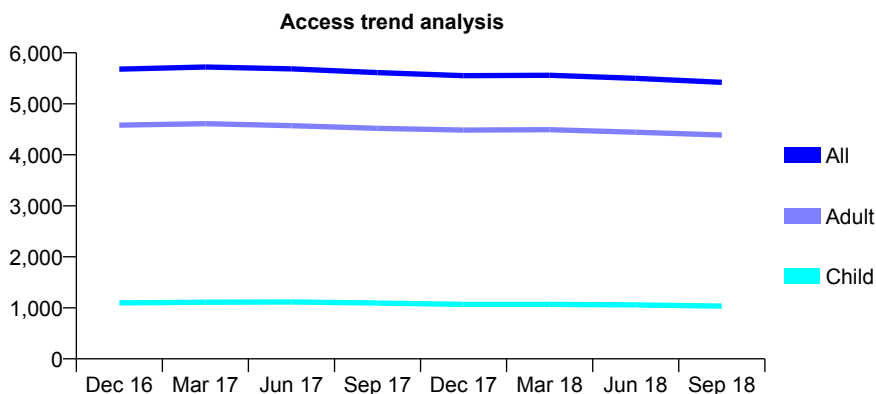
Q51 - Vital Signs At a Glance Contract Report for 730718/0001 - September 2018

Name or company name	Shelswell Dental Practice Limited
Contract type name	GDS Contract
Purpose of contract	General
Contract start date	01/04/2006
Contract end date	

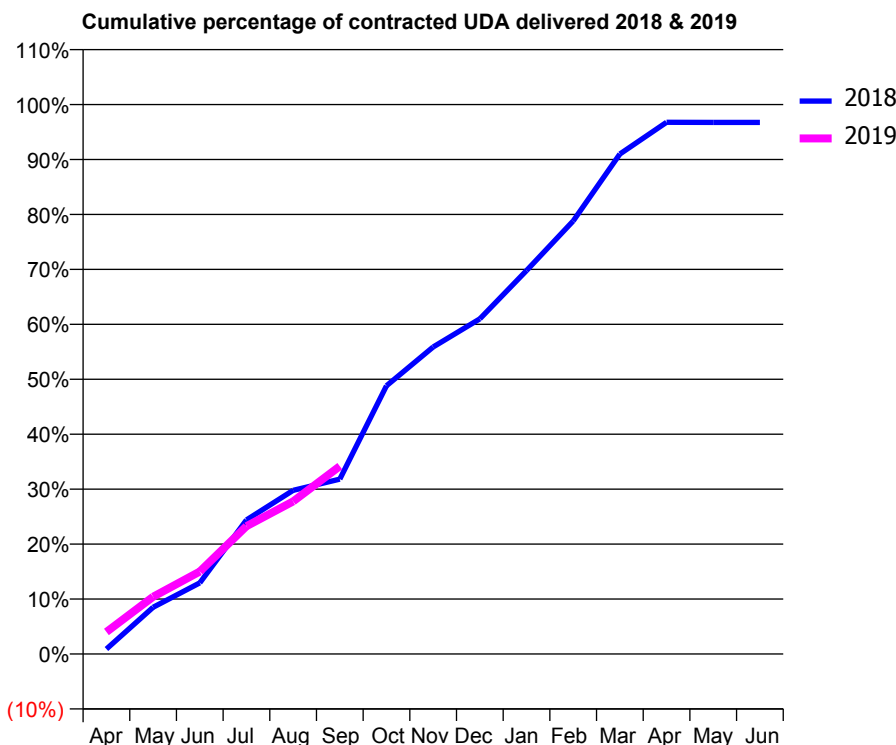
18/19 Contracted general activity (UDA)	19,806
Carry forward general activity (UDA)	0
18/19 Contracted orthodontic activity (UOA)	0
Carry forward orthodontic activity (UOA)	0
Baseline contract value	£566,960.12

ACCESS*

Patients seen in 24 months	Total	Change since previous quarter
Quarter ending September 2017	5,611	
Quarter ending December 2017	5,551	↓
Quarter ending March 2018	5,560	→
Quarter ending June 2018	5,499	↓
Quarter ending September 2018	5,422	↓
Variance since September 2017	(3.4%)	↓



ACTIVITY



Month	Adjusted Scheduled Activity (UDA)	
	2018	2019
April	181	794
May	1,687	2,063
June	2,563	2,973
July	4,831	4,605
August	5,900	5,502
September	6,302	6,771
October	9,668	
November	11,067	
December	12,081	
January	13,822	
February	15,609	
March	18,019	
April	19,164	
May	19,160	
June	19,161	

QUALITY

	Quantity	Base Number	Contract	AT	Region	England
% of FP17s for the same patient ID Re-attending within 3 months - Children	69	759	9.1%	9.3%	12.2%	11.6%
% of FP17s for the same patient ID Re-attending within 3 months - Adults	630	3,180	19.8%	13.4%	15.8%	15.5%
% of FP17s for the same patient ID Re-attending between 3 & 9 months - Children	474	759	62.5%	60.3%	60.3%	58.8%
% of FP17s for the same patient ID Re-attending between 3 & 9 months - Adults	1,683	3,180	52.9%	54.5%	53.5%	51.1%
% of FP17s for Band 1 Urgent Courses	204	3,473	5.9%	7.2%	9.1%	9.0%
% of FP17s Relating to Free Repair or Replacements	169	3,473	4.9%	1.2%	1.0%	0.8%
% of FP17s Relating to Continuations	140	3,473	4.0%	1.1%	1.0%	0.9%
% of Patients satisfied with the dentistry they have received	5	5	N/A	94.2%	93.6%	93.3%
% of Patients satisfied with the time they had to wait for an appointment	4	5	N/A	88.8%	89.8%	88.9%

* This is based on patients treated on this contract for their most recent course of treatment. Figures in italics indicate the base number of FP17s or Patient Questionnaire responses are less than 100. N/A is shown where the base number of responses is less than 10 during the period. % is calculated as Quantity/Base number*100

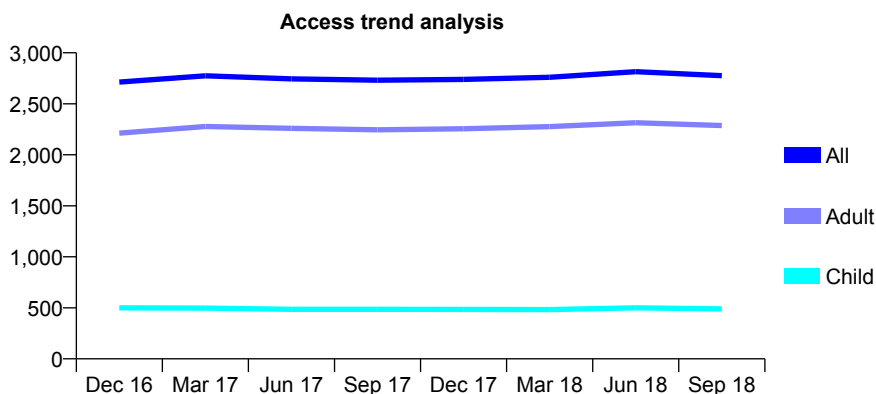
Q51 - Vital Signs At a Glance Contract Report for 740497/0001 - September 2018

Name or company name	MR JM BURNHAM
Contract type name	GDS Contract
Purpose of contract	General
Contract start date	01/04/2006
Contract end date	

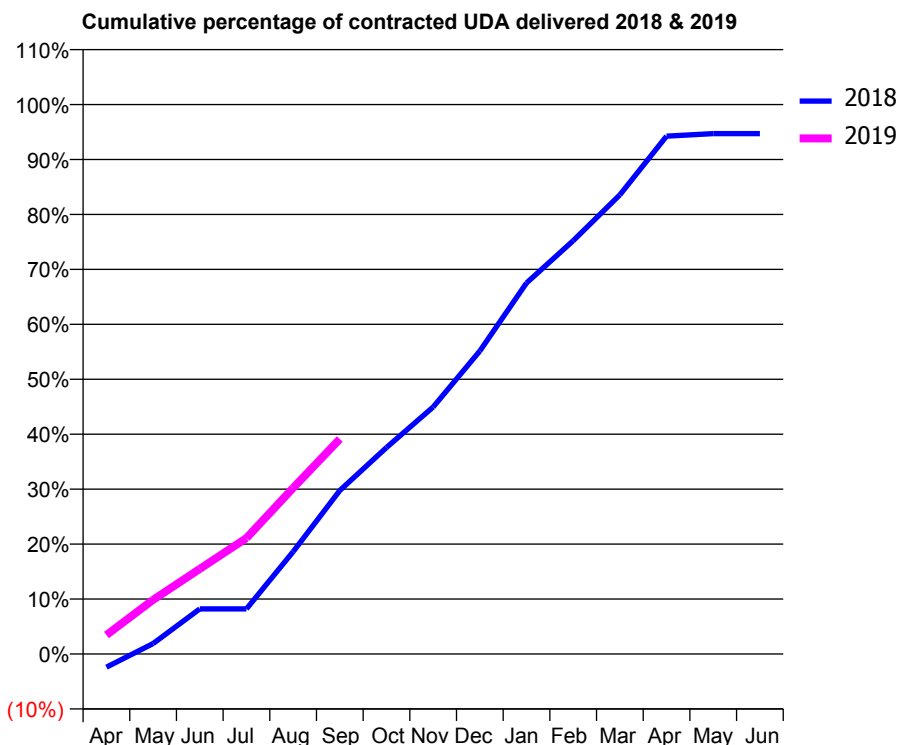
18/19 Contracted general activity (UDA)	8,232
Carry forward general activity (UDA)	0
18/19 Contracted orthodontic activity (UOA)	0
Carry forward orthodontic activity (UOA)	0
Baseline contract value	£208,622.87

ACCESS*

Patients seen in 24 months	Total	Change since previous quarter
Quarter ending September 2017	2,731	
Quarter ending December 2017	2,739	→
Quarter ending March 2018	2,760	→
Quarter ending June 2018	2,815	→
Quarter ending September 2018	2,776	↓
Variance since September 2017	1.6%	→



ACTIVITY



Month	Adjusted Scheduled Activity (UDA)	
	2018	2019
April	-199	284
May	158	812
June	676	1,275
July	676	1,737
August	1,533	2,489
September	2,450	3,222
October	3,093	
November	3,700	
December	4,540	
January	5,558	
February	6,192	
March	6,878	
April	7,758	
May	7,795	
June	7,795	

QUALITY

	Quantity	Base Number	Contract	AT	Region	England
% of FP17s for the same patient ID Re-attending within 3 months - Children	16	351	4.6%	9.3%	12.2%	11.6%
% of FP17s for the same patient ID Re-attending within 3 months - Adults	253	1,651	15.3%	13.4%	15.8%	15.5%
% of FP17s for the same patient ID Re-attending between 3 & 9 months - Children	204	351	58.1%	60.3%	60.3%	58.8%
% of FP17s for the same patient ID Re-attending between 3 & 9 months - Adults	917	1,651	55.5%	54.5%	53.5%	51.1%
% of FP17s for Band 1 Urgent Courses	161	1,583	10.2%	7.2%	9.1%	9.0%
% of FP17s Relating to Free Repair or Replacements	14	1,583	0.9%	1.2%	1.0%	0.8%
% of FP17s Relating to Continuations	14	1,583	0.9%	1.1%	1.0%	0.9%
% of Patients satisfied with the dentistry they have received	3	3	N/A	94.2%	93.6%	93.3%
% of Patients satisfied with the time they had to wait for an appointment	3	3	N/A	88.8%	89.8%	88.9%

* This is based on patients treated on this contract for their most recent course of treatment. Figures in italics indicate the base number of FP17s or Patient Questionnaire responses are less than 100. N/A is shown where the base number of responses is less than 10 during the period. % is calculated as Quantity/Base number*100

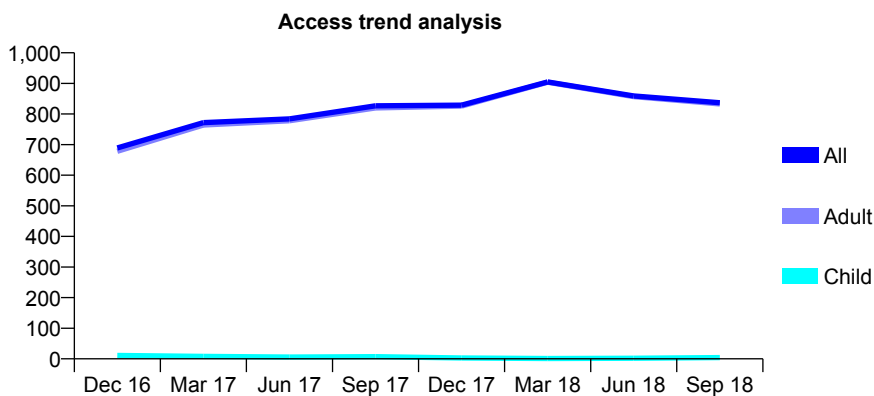
Q51 - Vital Signs At a Glance Contract Report for 748803/0001 - September 2018

Name or company name	MR TA DYER
Contract type name	PDS Contract
Purpose of contract	General
Contract start date	01/04/2007
Contract end date	31/03/2020

18/19 Contracted general activity (UDA)	3,963
Carry forward general activity (UDA)	-18
18/19 Contracted orthodontic activity (UOA)	0
Carry forward orthodontic activity (UOA)	0
Baseline contract value	£168,225.41

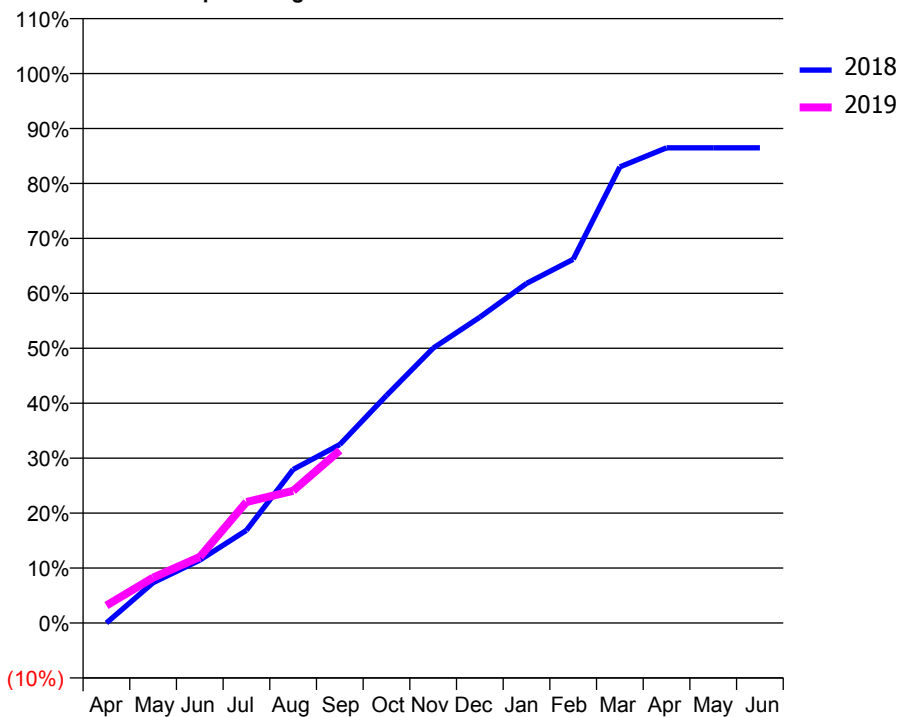
ACCESS*

Patients seen in 24 months	Total	Change since previous quarter
Quarter ending September 2017	827	
Quarter ending December 2017	829	→
Quarter ending March 2018	905	↑
Quarter ending June 2018	859	↓
Quarter ending September 2018	837	↓
Variance since September 2017	1.2%	→



ACTIVITY

Cumulative percentage of contracted UDA delivered 2018 & 2019



Month	Adjusted Scheduled Activity (UDA)	
	2018	2019
April	0	126
May	291	327
June	453	477
July	669	873
August	1,107	954
September	1,287	1,245
October	1,641	
November	1,982	
December	2,205	
January	2,449	
February	2,623	
March	3,289	
April	3,427	
May	3,427	
June	3,427	

QUALITY

	Quantity	Base Number	Contract	AT	Region	England
% of FP17s for the same patient ID Re-attending within 3 months - Children	0	8	0.0%	9.3%	12.2%	11.6%
% of FP17s for the same patient ID Re-attending within 3 months - Adults	114	452	25.2%	13.4%	15.8%	15.5%
% of FP17s for the same patient ID Re-attending between 3 & 9 months - Children	0	8	0.0%	60.3%	60.3%	58.8%
% of FP17s for the same patient ID Re-attending between 3 & 9 months - Adults	17	452	3.8%	54.5%	53.5%	51.1%
% of FP17s for Band 1 Urgent Courses	0	409	0.0%	7.2%	9.1%	9.0%
% of FP17s Relating to Free Repair or Replacements	0	409	0.0%	1.2%	1.0%	0.8%
% of FP17s Relating to Continuations	0	409	0.0%	1.1%	1.0%	0.9%
% of Patients satisfied with the dentistry they have received	1	1	N/A	94.2%	93.6%	93.3%
% of Patients satisfied with the time they had to wait for an appointment	1	1	N/A	88.8%	89.8%	88.9%

* This is based on patients treated on this contract for their most recent course of treatment. Figures in italics indicate the base number of FP17s or Patient Questionnaire responses are less than 100. N/A is shown where the base number of responses is less than 10 during the period. % is calculated as Quantity/Base number*100

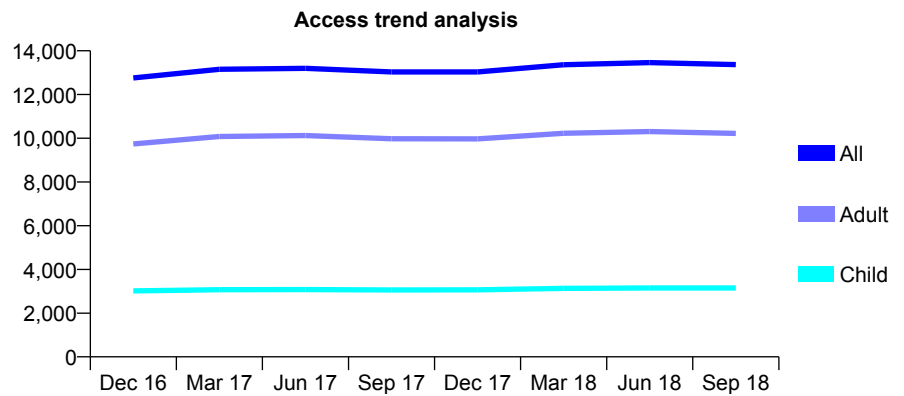
Q51 - Vital Signs At a Glance Contract Report for 749338/0001 - September 2018

Name or company name	Taptonville House Limited
Contract type name	GDS Contract
Purpose of contract	General
Contract start date	01/04/2006
Contract end date	

18/19 Contracted general activity (UDA)	42,313
Carry forward general activity (UDA)	0
18/19 Contracted orthodontic activity (UOA)	0
Carry forward orthodontic activity (UOA)	0
Baseline contract value	£1,280,160.47

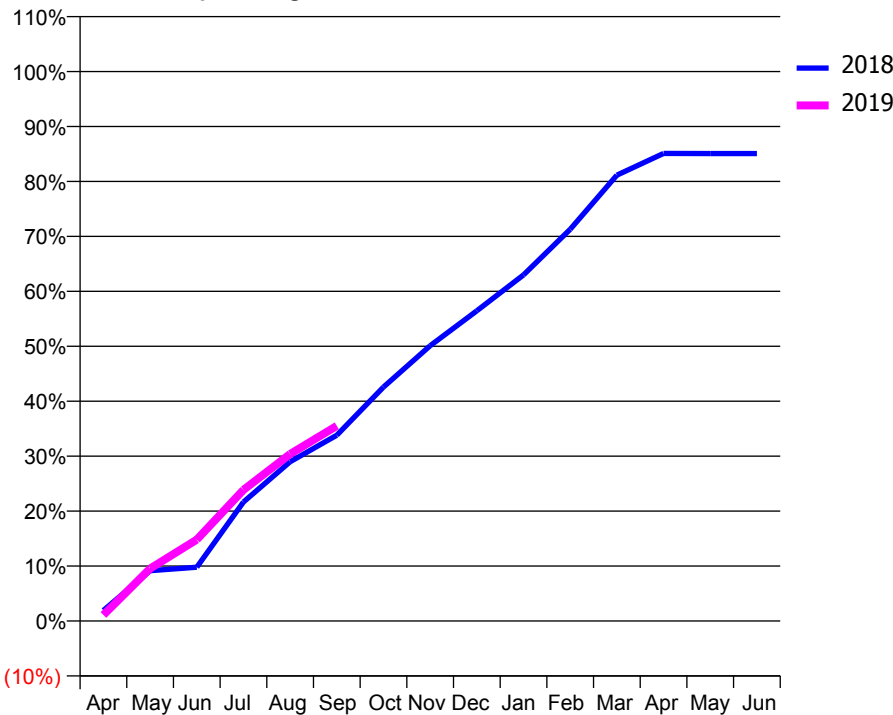
ACCESS*

Patients seen in 24 months	Total	Change since previous quarter
Quarter ending September 2017	13,033	
Quarter ending December 2017	13,033	→
Quarter ending March 2018	13,363	↑
Quarter ending June 2018	13,459	→
Quarter ending September 2018	13,369	→
Variance since September 2017	2.6%	↑



ACTIVITY

Cumulative percentage of contracted UDA delivered 2018 & 2019



Month	Adjusted Scheduled Activity (UDA)	
	2018	2019
April	819	463
May	3,874	4,042
June	4,143	6,270
July	9,160	10,097
August	12,264	12,857
September	14,305	15,026
October	18,016	
November	21,198	
December	23,884	
January	26,650	
February	30,163	
March	34,332	
April	36,004	
May	35,995	
June	35,998	

QUALITY

	Quantity	Base Number	Contract	AT	Region	England
% of FP17s for the same patient ID Re-attending within 3 months - Children	147	2,656	5.5%	9.3%	12.2%	11.6%
% of FP17s for the same patient ID Re-attending within 3 months - Adults	1,265	7,984	15.8%	13.4%	15.8%	15.5%
% of FP17s for the same patient ID Re-attending between 3 & 9 months - Children	1,903	2,656	71.6%	60.3%	60.3%	58.8%
% of FP17s for the same patient ID Re-attending between 3 & 9 months - Adults	4,901	7,984	61.4%	54.5%	53.5%	51.1%
% of FP17s for Band 1 Urgent Courses	818	9,339	8.8%	7.2%	9.1%	9.0%
% of FP17s Relating to Free Repair or Replacements	99	9,339	1.1%	1.2%	1.0%	0.8%
% of FP17s Relating to Continuations	88	9,339	0.9%	1.1%	1.0%	0.9%
% of Patients satisfied with the dentistry they have received	16	17	94.1%	94.2%	93.6%	93.3%
% of Patients satisfied with the time they had to wait for an appointment	13	17	76.5%	88.8%	89.8%	88.9%

* This is based on patients treated on this contract for their most recent course of treatment. Figures in italics indicate the base number of FP17s or Patient Questionnaire responses are less than 100. N/A is shown where the base number of responses is less than 10 during the period. % is calculated as Quantity/Base number*100

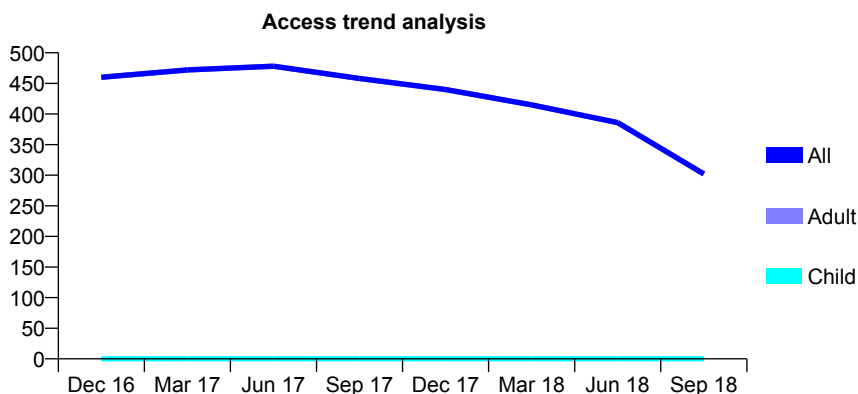
Q51 - Vital Signs At a Glance Contract Report for 749338/0002 - September 2018

Name or company name	Taptonville House Limited
Contract type name	GDS Contract
Purpose of contract	General
Contract start date	01/02/2008
Contract end date	

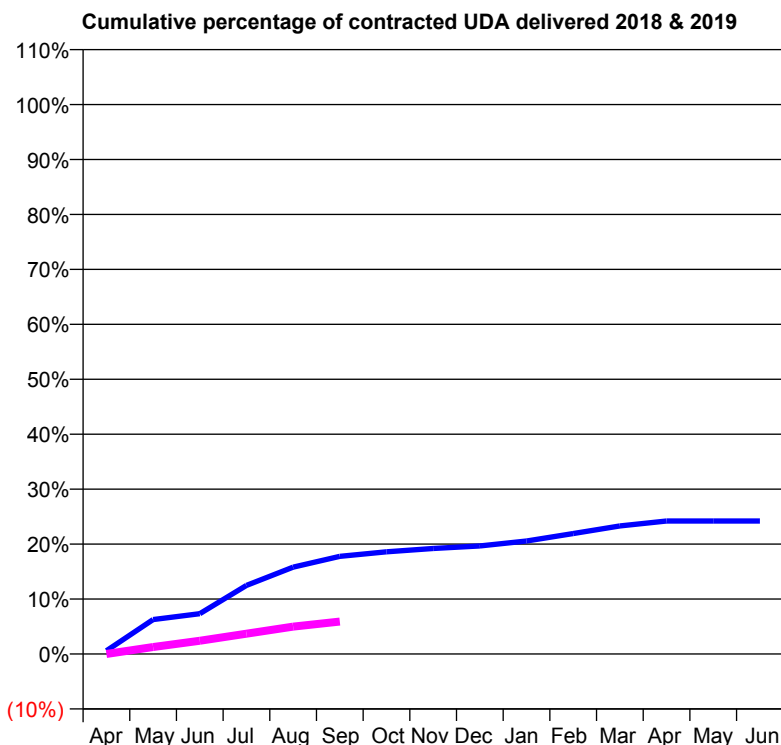
18/19 Contracted general activity (UDA)	1,322
Carry forward general activity (UDA)	0
18/19 Contracted orthodontic activity (UOA)	0
Carry forward orthodontic activity (UOA)	0
Baseline contract value	£55,240.93

ACCESS*

Patients seen in 24 months	Total	Change since previous quarter
Quarter ending September 2017	458	
Quarter ending December 2017	440	↓
Quarter ending March 2018	415	↓
Quarter ending June 2018	386	↓
Quarter ending September 2018	302	↓
Variance since September 2017	(34.1%)	↓



ACTIVITY



Month	Adjusted Scheduled Activity (UDA)	
	2018	2019
April	8	0
May	83	17
June	97	32
July	165	49
August	209	66
September	235	78
October	246	
November	254	
December	260	
January	272	
February	290	
March	308	
April	320	
May	320	
June	320	

QUALITY

	Quantity	Base Number	Contract	AT	Region	England
% of FP17s for the same patient ID Re-attending within 3 months - Children	0	0	N/A	9.3%	12.2%	11.6%
% of FP17s for the same patient ID Re-attending within 3 months - Adults	1	32	3.1%	13.4%	15.8%	15.5%
% of FP17s for the same patient ID Re-attending between 3 & 9 months - Children	0	0	N/A	60.3%	60.3%	58.8%
% of FP17s for the same patient ID Re-attending between 3 & 9 months - Adults	0	32	0.0%	54.5%	53.5%	51.1%
% of FP17s for Band 1 Urgent Courses	0	31	0.0%	7.2%	9.1%	9.0%
% of FP17s Relating to Free Repair or Replacements	0	31	0.0%	1.2%	1.0%	0.8%
% of FP17s Relating to Continuations	0	31	0.0%	1.1%	1.0%	0.9%
% of Patients satisfied with the dentistry they have received	0	0	N/A	94.2%	93.6%	93.3%
% of Patients satisfied with the time they had to wait for an appointment	0	0	N/A	88.8%	89.8%	88.9%

* This is based on patients treated on this contract for their most recent course of treatment. Figures in italics indicate the base number of FP17s or Patient Questionnaire responses are less than 100. N/A is shown where the base number of responses is less than 10 during the period. % is calculated as Quantity/Base number*100

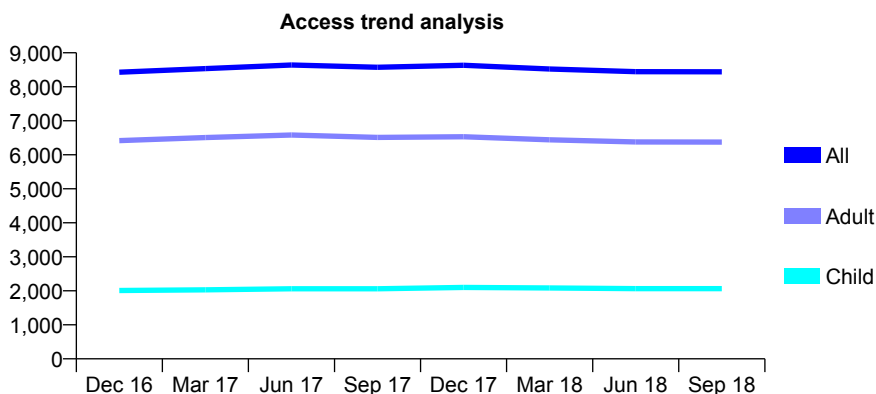
Q51 - Vital Signs At a Glance Contract Report for 803987/0001 - September 2018

Name or company name	MR JM SUMMERFIELD
Contract type name	GDS Contract
Purpose of contract	General
Contract start date	01/04/2006
Contract end date	

18/19 Contracted general activity (UDA)	19,605
Carry forward general activity (UDA)	0
18/19 Contracted orthodontic activity (UOA)	0
Carry forward orthodontic activity (UOA)	0
Baseline contract value	£438,103.53

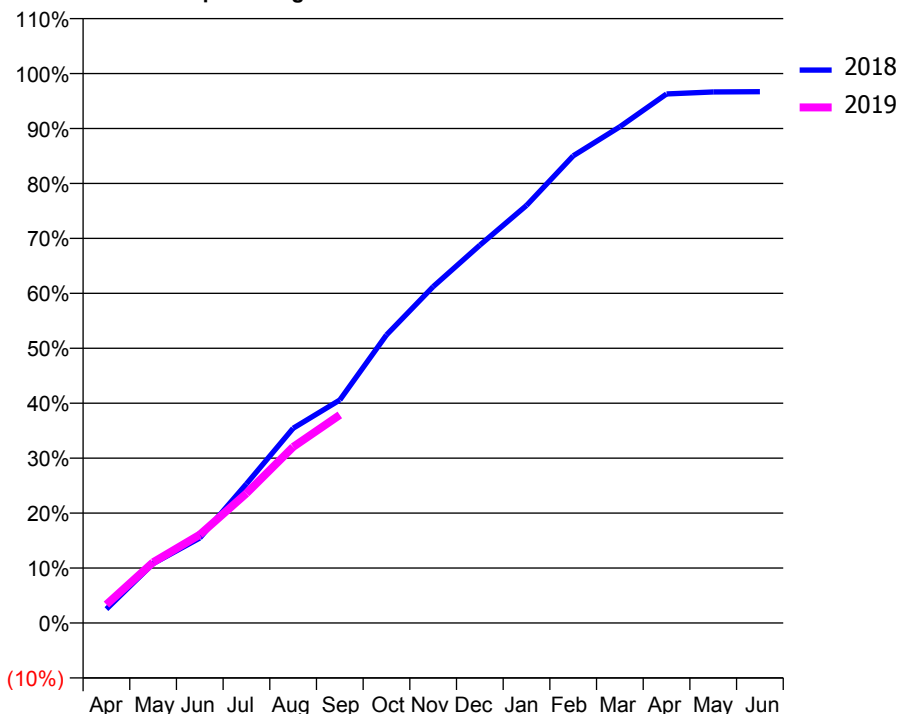
ACCESS*

Patients seen in 24 months	Total	Change since previous quarter
Quarter ending September 2017	8,573	
Quarter ending December 2017	8,632	→
Quarter ending March 2018	8,525	↓
Quarter ending June 2018	8,444	→
Quarter ending September 2018	8,441	→
Variance since September 2017	(1.5%)	↓



ACTIVITY

Cumulative percentage of contracted UDA delivered 2018 & 2019



Month	Adjusted Scheduled Activity (UDA)	
	2018	2019
April	497	657
May	2,121	2,167
June	3,035	3,151
July	4,964	4,625
August	6,951	6,281
September	7,955	7,425
October	10,281	
November	11,999	
December	13,481	
January	14,900	
February	16,666	
March	17,707	
April	18,876	
May	18,949	
June	18,959	

QUALITY

	Quantity	Base Number	Contract	AT	Region	England
% of FP17s for the same patient ID Re-attending within 3 months - Children	70	1,041	6.7%	9.3%	12.2%	11.6%
% of FP17s for the same patient ID Re-attending within 3 months - Adults	485	3,227	15.0%	13.4%	15.8%	15.5%
% of FP17s for the same patient ID Re-attending between 3 & 9 months - Children	337	1,041	32.4%	60.3%	60.3%	58.8%
% of FP17s for the same patient ID Re-attending between 3 & 9 months - Adults	1,075	3,227	33.3%	54.5%	53.5%	51.1%
% of FP17s for Band 1 Urgent Courses	1,295	3,711	34.9%	7.2%	9.1%	9.0%
% of FP17s Relating to Free Repair or Replacements	34	3,711	0.9%	1.2%	1.0%	0.8%
% of FP17s Relating to Continuations	7	3,711	0.2%	1.1%	1.0%	0.9%
% of Patients satisfied with the dentistry they have received	23	25	92.0%	94.2%	93.6%	93.3%
% of Patients satisfied with the time they had to wait for an appointment	22	25	88.0%	88.8%	89.8%	88.9%

* This is based on patients treated on this contract for their most recent course of treatment. Figures in italics indicate the base number of FP17s or Patient Questionnaire responses are less than 100. N/A is shown where the base number of responses is less than 10 during the period. % is calculated as Quantity/Base number*100

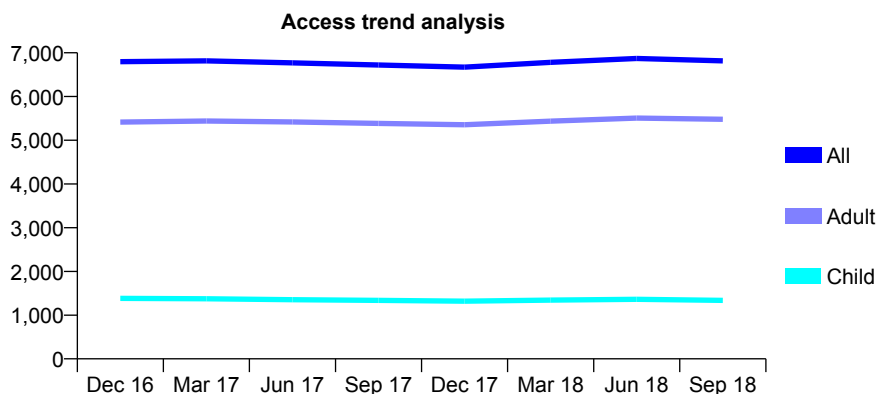
Q51 - Vital Signs At a Glance Contract Report for 813192/0001 - September 2018

Name or company name	MR WM AZAM
Contract type name	GDS Contract
Purpose of contract	General
Contract start date	01/04/2006
Contract end date	

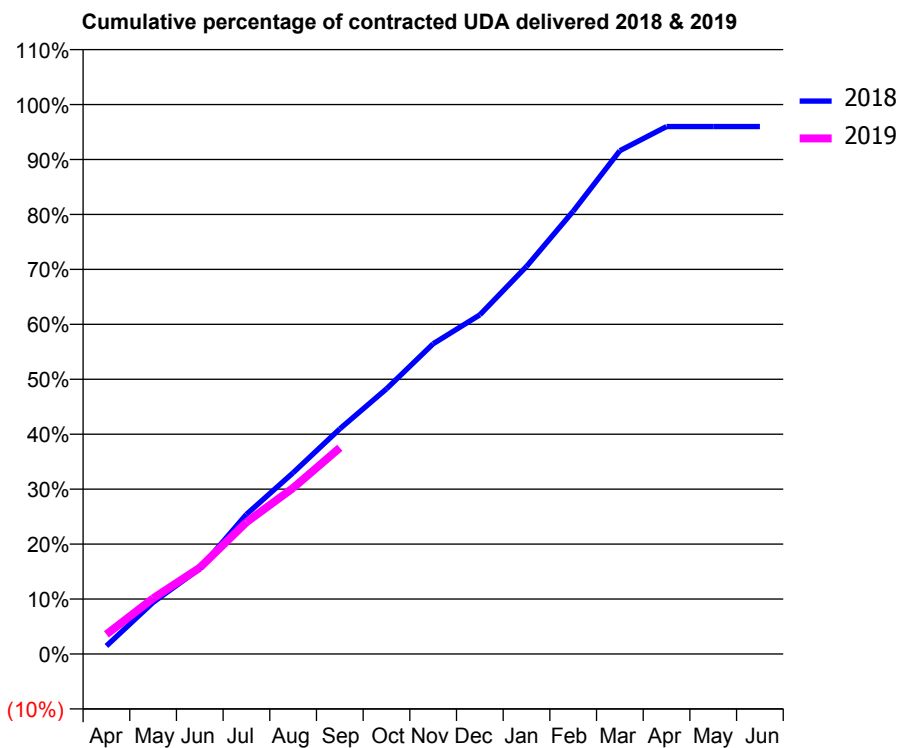
18/19 Contracted general activity (UDA)	20,808
Carry forward general activity (UDA)	0
18/19 Contracted orthodontic activity (UOA)	0
Carry forward orthodontic activity (UOA)	0
Baseline contract value	£680,204.15

ACCESS*

Patients seen in 24 months	Total	Change since previous quarter
Quarter ending September 2017	6,721	
Quarter ending December 2017	6,671	→
Quarter ending March 2018	6,781	→
Quarter ending June 2018	6,869	→
Quarter ending September 2018	6,815	→
Variance since September 2017	1.4%	→



ACTIVITY



Month	Adjusted Scheduled Activity (UDA)	
	2018	2019
April	306	744
May	1,957	2,109
June	3,235	3,272
July	5,291	4,990
August	6,865	6,287
September	8,526	7,810
October	10,040	
November	11,748	
December	12,843	
January	14,674	
February	16,765	
March	19,058	
April	19,971	
May	19,971	
June	19,972	

QUALITY

	Quantity	Base Number	Contract	AT	Region	England
% of FP17s for the same patient ID Re-attending within 3 months - Children	44	895	4.9%	9.3%	12.2%	11.6%
% of FP17s for the same patient ID Re-attending within 3 months - Adults	324	3,467	9.3%	13.4%	15.8%	15.5%
% of FP17s for the same patient ID Re-attending between 3 & 9 months - Children	504	895	56.3%	60.3%	60.3%	58.8%
% of FP17s for the same patient ID Re-attending between 3 & 9 months - Adults	1,895	3,467	54.7%	54.5%	53.5%	51.1%
% of FP17s for Band 1 Urgent Courses	240	4,011	6.0%	7.2%	9.1%	9.0%
% of FP17s Relating to Free Repair or Replacements	32	4,011	0.8%	1.2%	1.0%	0.8%
% of FP17s Relating to Continuations	59	4,011	1.5%	1.1%	1.0%	0.9%
% of Patients satisfied with the dentistry they have received	8	8	N/A	94.2%	93.6%	93.3%
% of Patients satisfied with the time they had to wait for an appointment	6	8	N/A	88.8%	89.8%	88.9%

* This is based on patients treated on this contract for their most recent course of treatment. Figures in italics indicate the base number of FP17s or Patient Questionnaire responses are less than 100. N/A is shown where the base number of responses is less than 10 during the period. % is calculated as Quantity/Base number*100

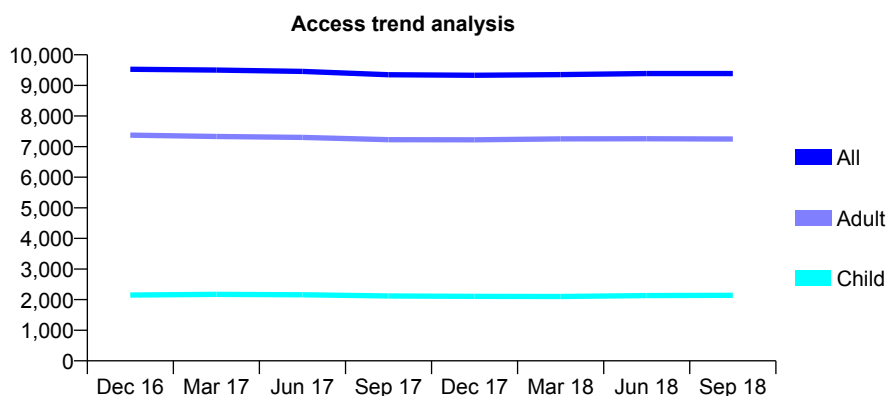
Q51 - Vital Signs At a Glance Contract Report for 813737/0001 - September 2018

Name or company name	MR KO DAVIES
Contract type name	GDS Contract
Purpose of contract	General
Contract start date	05/05/2006
Contract end date	

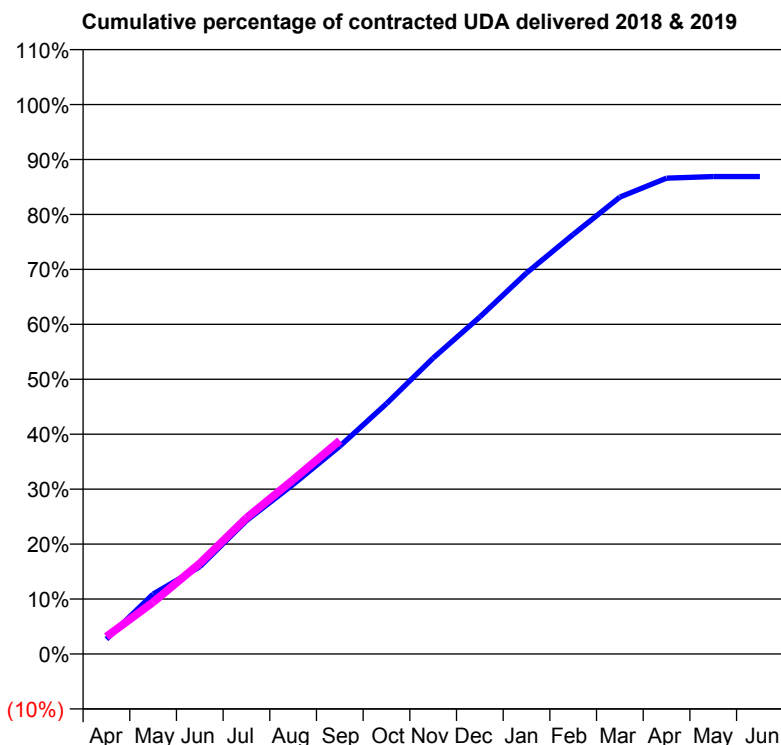
18/19 Contracted general activity (UDA)	29,000
Carry forward general activity (UDA)	0
18/19 Contracted orthodontic activity (UOA)	0
Carry forward orthodontic activity (UOA)	0
Baseline contract value	£811,503.11

ACCESS*

Patients seen in 24 months	Total	Change since previous quarter
Quarter ending September 2017	9,350	
Quarter ending December 2017	9,331	→
Quarter ending March 2018	9,353	→
Quarter ending June 2018	9,387	→
Quarter ending September 2018	9,387	→
Variance since September 2017	0.4%	→



ACTIVITY



Month	Adjusted Scheduled Activity (UDA)	
	2018	2019
April	785	917
May	3,163	2,735
June	4,608	4,782
July	7,038	7,182
August	8,950	9,196
September	10,970	11,264
October	13,213	
November	15,623	
December	17,790	
January	20,108	
February	22,145	
March	24,112	
April	25,113	
May	25,194	
June	25,199	

QUALITY

	Quantity	Base Number	Contract	AT	Region	England
% of FP17s for the same patient ID Re-attending within 3 months - Children	142	1,656	8.6%	9.3%	12.2%	11.6%
% of FP17s for the same patient ID Re-attending within 3 months - Adults	741	5,322	13.9%	13.4%	15.8%	15.5%
% of FP17s for the same patient ID Re-attending between 3 & 9 months - Children	985	1,656	59.5%	60.3%	60.3%	58.8%
% of FP17s for the same patient ID Re-attending between 3 & 9 months - Adults	3,139	5,322	59.0%	54.5%	53.5%	51.1%
% of FP17s for Band 1 Urgent Courses	329	5,970	5.5%	7.2%	9.1%	9.0%
% of FP17s Relating to Free Repair or Replacements	192	5,970	3.2%	1.2%	1.0%	0.8%
% of FP17s Relating to Continuations	82	5,970	1.4%	1.1%	1.0%	0.9%
% of Patients satisfied with the dentistry they have received	8	8	N/A	94.2%	93.6%	93.3%
% of Patients satisfied with the time they had to wait for an appointment	8	8	N/A	88.8%	89.8%	88.9%

* This is based on patients treated on this contract for their most recent course of treatment. Figures in italics indicate the base number of FP17s or Patient Questionnaire responses are less than 100. N/A is shown where the base number of responses is less than 10 during the period. % is calculated as Quantity/Base number*100

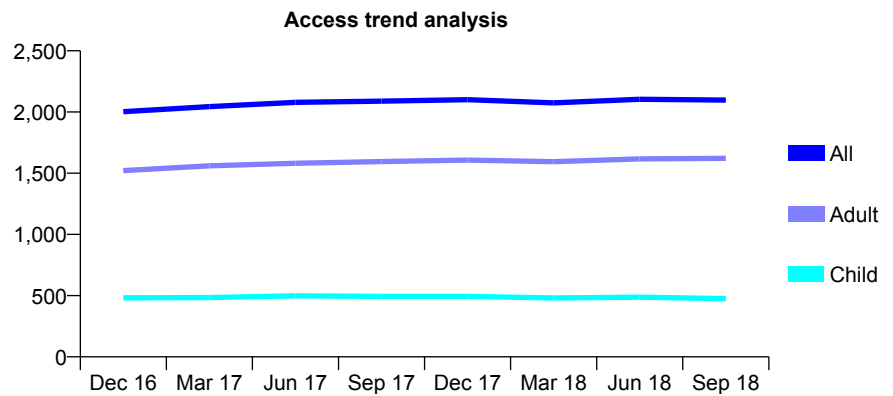
Q51 - Vital Signs At a Glance Contract Report for 822280/0001 - September 2018

Name or company name	MR RN KYNMAN
Contract type name	GDS Contract
Purpose of contract	General
Contract start date	01/04/2006
Contract end date	

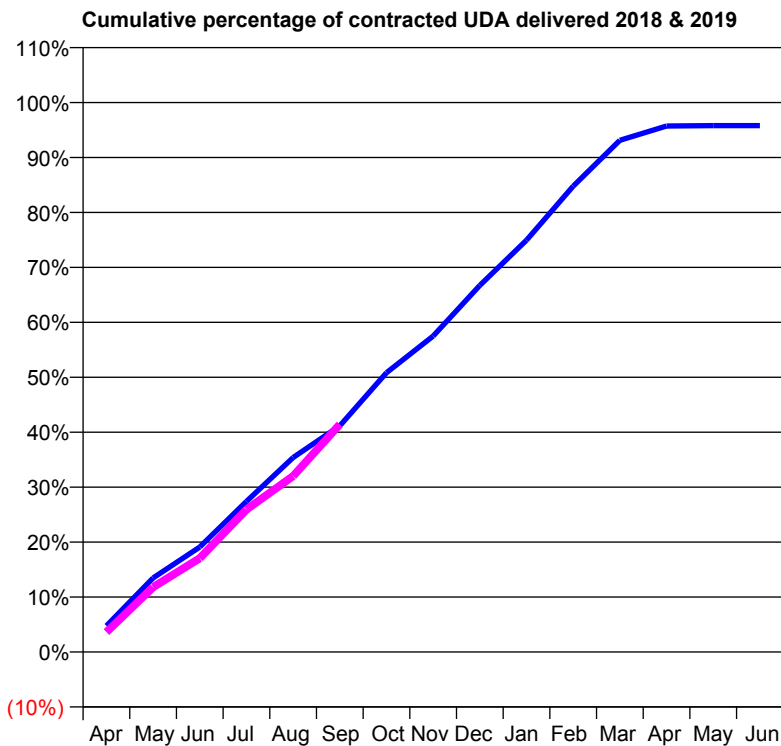
18/19 Contracted general activity (UDA)	5,711
Carry forward general activity (UDA)	0
18/19 Contracted orthodontic activity (UOA)	0
Carry forward orthodontic activity (UOA)	0
Baseline contract value	£141,269.91

ACCESS*

Patients seen in 24 months	Total	Change since previous quarter
Quarter ending September 2017	2,089	
Quarter ending December 2017	2,101	→
Quarter ending March 2018	2,075	↓
Quarter ending June 2018	2,104	→
Quarter ending September 2018	2,098	→
Variance since September 2017	0.4%	→



ACTIVITY



Month	Adjusted Scheduled Activity (UDA)	
	2018	2019
April	273	207
May	770	674
June	1,091	975
July	1,565	1,481
August	2,022	1,828
September	2,351	2,367
October	2,902	
November	3,284	
December	3,811	
January	4,280	
February	4,841	
March	5,318	
April	5,467	
May	5,471	
June	5,471	

QUALITY

	Quantity	Base Number	Contract	AT	Region	England
% of FP17s for the same patient ID Re-attending within 3 months - Children	15	368	4.1%	9.3%	12.2%	11.6%
% of FP17s for the same patient ID Re-attending within 3 months - Adults	115	1,121	10.3%	13.4%	15.8%	15.5%
% of FP17s for the same patient ID Re-attending between 3 & 9 months - Children	266	368	72.3%	60.3%	60.3%	58.8%
% of FP17s for the same patient ID Re-attending between 3 & 9 months - Adults	621	1,121	55.4%	54.5%	53.5%	51.1%
% of FP17s for Band 1 Urgent Courses	83	1,412	5.9%	7.2%	9.1%	9.0%
% of FP17s Relating to Free Repair or Replacements	13	1,412	0.9%	1.2%	1.0%	0.8%
% of FP17s Relating to Continuations	6	1,412	0.4%	1.1%	1.0%	0.9%
% of Patients satisfied with the dentistry they have received	1	1	N/A	94.2%	93.6%	93.3%
% of Patients satisfied with the time they had to wait for an appointment	1	1	N/A	88.8%	89.8%	88.9%

* This is based on patients treated on this contract for their most recent course of treatment. Figures in italics indicate the base number of FP17s or Patient Questionnaire responses are less than 100. N/A is shown where the base number of responses is less than 10 during the period. % is calculated as Quantity/Base number*100

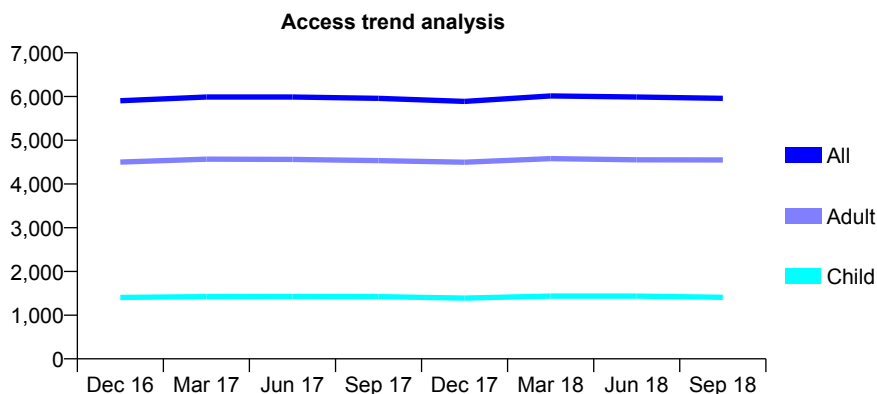
Q51 - Vital Signs At a Glance Contract Report for 822280/0002 - September 2018

Name or company name	MR RN KYNMAN
Contract type name	GDS Contract
Purpose of contract	General
Contract start date	01/04/2006
Contract end date	

18/19 Contracted general activity (UDA)	18,470
Carry forward general activity (UDA)	0
18/19 Contracted orthodontic activity (UOA)	0
Carry forward orthodontic activity (UOA)	0
Baseline contract value	£427,879.51

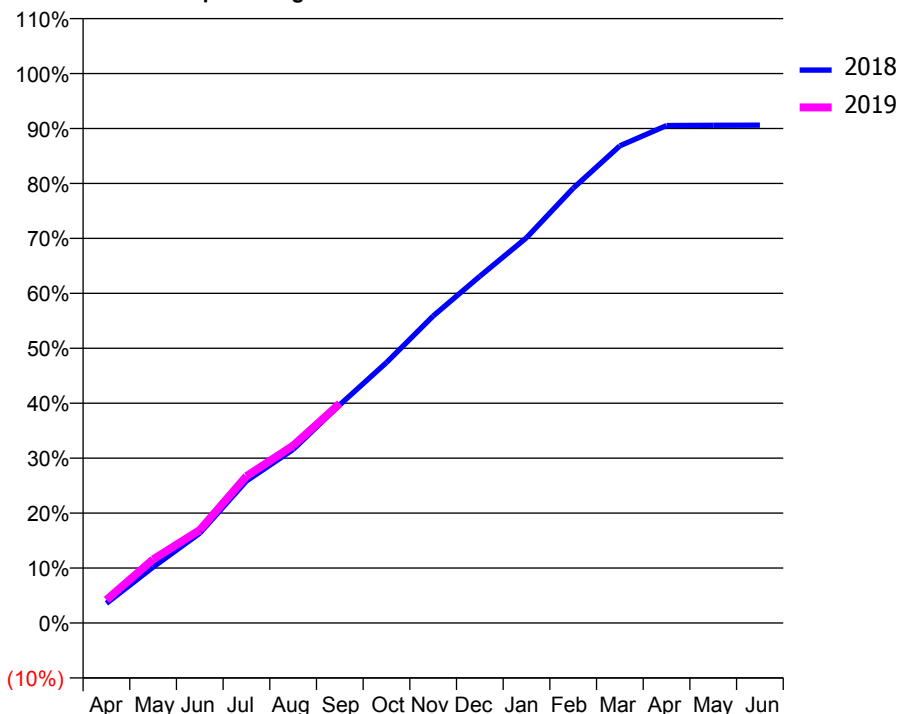
ACCESS*

Patients seen in 24 months	Total	Change since previous quarter
Quarter ending September 2017	5,957	
Quarter ending December 2017	5,888	↓
Quarter ending March 2018	6,013	↑
Quarter ending June 2018	5,989	→
Quarter ending September 2018	5,957	→
Variance since September 2017	0.0%	→



ACTIVITY

Cumulative percentage of contracted UDA delivered 2018 & 2019



Month	Adjusted Scheduled Activity (UDA)	
	2018	2019
April	661	780
May	1,882	2,139
June	3,018	3,128
July	4,774	4,935
August	5,834	5,963
September	7,333	7,378
October	8,755	
November	10,321	
December	11,657	
January	12,951	
February	14,615	
March	16,040	
April	16,722	
May	16,731	
June	16,733	

QUALITY

	Quantity	Base Number	Contract	AT	Region	England
% of FP17s for the same patient ID Re-attending within 3 months - Children	77	1,155	6.7%	9.3%	12.2%	11.6%
% of FP17s for the same patient ID Re-attending within 3 months - Adults	779	3,975	19.6%	13.4%	15.8%	15.5%
% of FP17s for the same patient ID Re-attending between 3 & 9 months - Children	831	1,155	71.9%	60.3%	60.3%	58.8%
% of FP17s for the same patient ID Re-attending between 3 & 9 months - Adults	2,401	3,975	60.4%	54.5%	53.5%	51.1%
% of FP17s for Band 1 Urgent Courses	600	4,760	12.6%	7.2%	9.1%	9.0%
% of FP17s Relating to Free Repair or Replacements	48	4,760	1.0%	1.2%	1.0%	0.8%
% of FP17s Relating to Continuations	40	4,760	0.8%	1.1%	1.0%	0.9%
% of Patients satisfied with the dentistry they have received	1	1	N/A	94.2%	93.6%	93.3%
% of Patients satisfied with the time they had to wait for an appointment	1	1	N/A	88.8%	89.8%	88.9%

* This is based on patients treated on this contract for their most recent course of treatment. Figures in italics indicate the base number of FP17s or Patient Questionnaire responses are less than 100. N/A is shown where the base number of responses is less than 10 during the period. % is calculated as Quantity/Base number*100

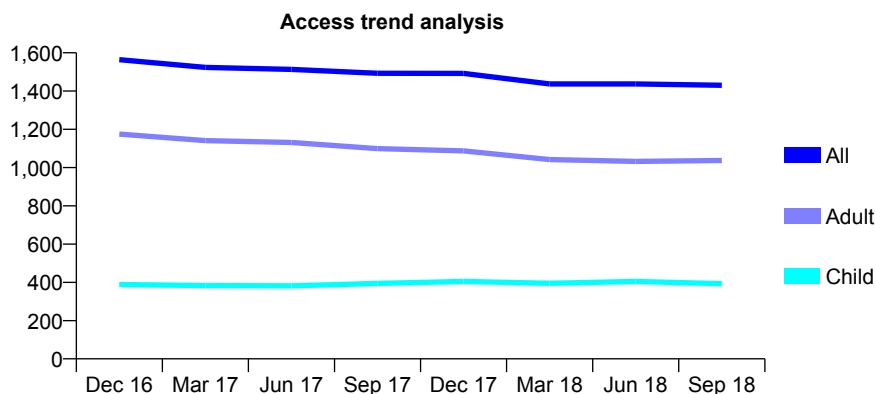
Q51 - Vital Signs At a Glance Contract Report for 835498/0001 - September 2018

Name or company name	MR JA WARDY
Contract type name	GDS Contract
Purpose of contract	General
Contract start date	01/04/2006
Contract end date	

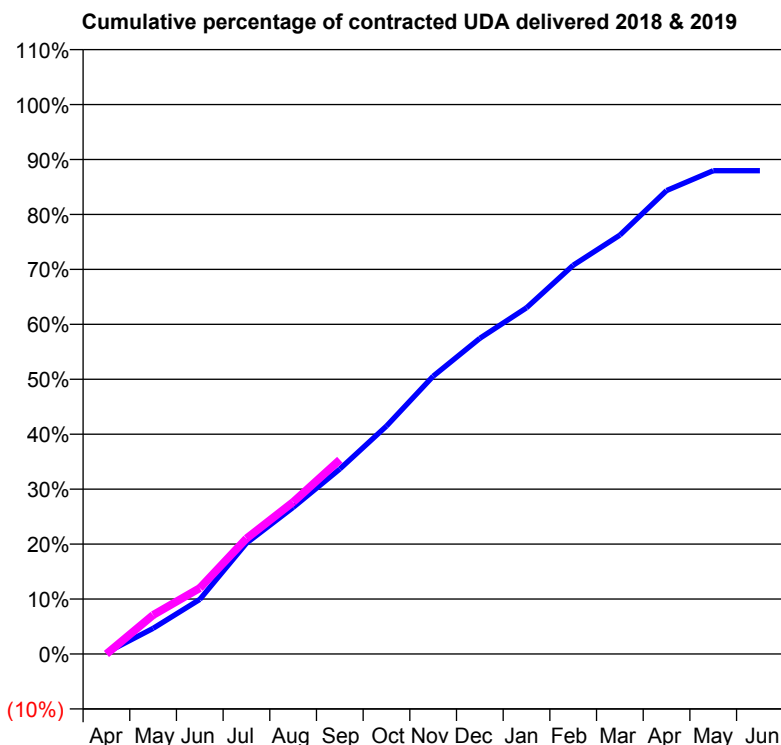
18/19 Contracted general activity (UDA)	6,500
Carry forward general activity (UDA)	0
18/19 Contracted orthodontic activity (UOA)	0
Carry forward orthodontic activity (UOA)	0
Baseline contract value	£178,641.60

ACCESS*

Patients seen in 24 months	Total	Change since previous quarter
Quarter ending September 2017	1,493	
Quarter ending December 2017	1,492	→
Quarter ending March 2018	1,437	↓
Quarter ending June 2018	1,437	→
Quarter ending September 2018	1,430	→
Variance since September 2017	(4.2%)	↓



ACTIVITY



Month	Adjusted Scheduled Activity (UDA)	
	2018	2019
April	16	0
May	303	461
June	645	779
July	1,312	1,366
August	1,734	1,798
September	2,189	2,298
October	2,697	
November	3,287	
December	3,734	
January	4,096	
February	4,599	
March	4,956	
April	5,481	
May	5,717	
June	5,717	

QUALITY

	Quantity	Base Number	Contract	AT	Region	England
% of FP17s for the same patient ID Re-attending within 3 months - Children	99	436	22.7%	9.3%	12.2%	11.6%
% of FP17s for the same patient ID Re-attending within 3 months - Adults	144	790	18.2%	13.4%	15.8%	15.5%
% of FP17s for the same patient ID Re-attending between 3 & 9 months - Children	259	436	59.4%	60.3%	60.3%	58.8%
% of FP17s for the same patient ID Re-attending between 3 & 9 months - Adults	406	790	51.4%	54.5%	53.5%	51.1%
% of FP17s for Band 1 Urgent Courses	71	976	7.3%	7.2%	9.1%	9.0%
% of FP17s Relating to Free Repair or Replacements	11	976	1.1%	1.2%	1.0%	0.8%
% of FP17s Relating to Continuations	15	976	1.5%	1.1%	1.0%	0.9%
% of Patients satisfied with the dentistry they have received	1	2	N/A	94.2%	93.6%	93.3%
% of Patients satisfied with the time they had to wait for an appointment	2	2	N/A	88.8%	89.8%	88.9%

* This is based on patients treated on this contract for their most recent course of treatment. Figures in italics indicate the base number of FP17s or Patient Questionnaire responses are less than 100. N/A is shown where the base number of responses is less than 10 during the period. % is calculated as Quantity/Base number*100

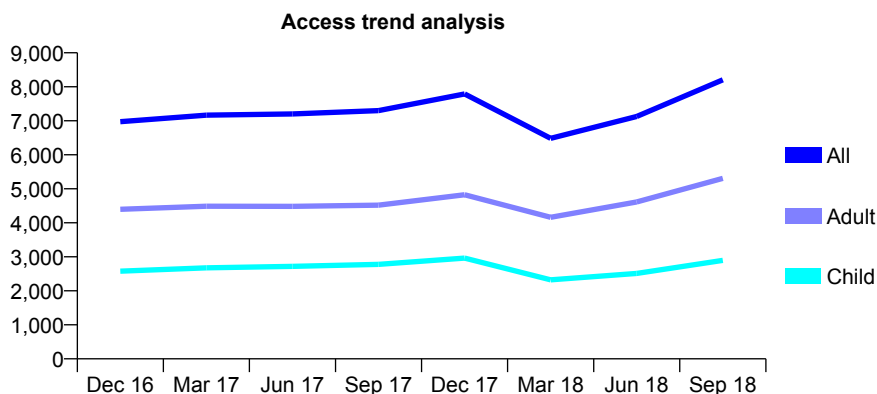
Q51 - Vital Signs At a Glance Contract Report for 848131/0001 - September 2018

Name or company name	V. Orliaklis Limited
Contract type name	GDS Contract
Purpose of contract	General
Contract start date	01/04/2006
Contract end date	

18/19 Contracted general activity (UDA)	19,582
Carry forward general activity (UDA)	0
18/19 Contracted orthodontic activity (UOA)	0
Carry forward orthodontic activity (UOA)	0
Baseline contract value	£593,999.32

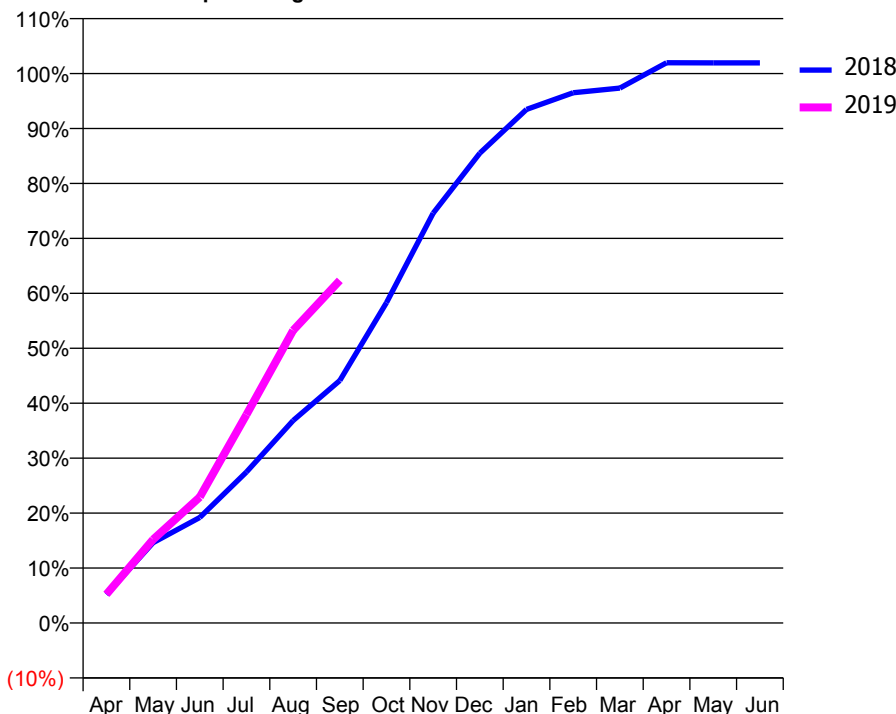
ACCESS*

Patients seen in 24 months	Total	Change since previous quarter
Quarter ending September 2017	7,300	
Quarter ending December 2017	7,789	↑
Quarter ending March 2018	6,485	↓
Quarter ending June 2018	7,126	↑
Quarter ending September 2018	8,205	↑
Variance since September 2017	12.4%	↑



ACTIVITY

Cumulative percentage of contracted UDA delivered 2018 & 2019



Month	Adjusted Scheduled Activity (UDA)	
	2018	2019
April	1,016	1,025
May	2,864	2,977
June	3,761	4,488
July	5,382	7,427
August	7,218	10,428
September	8,640	12,212
October	11,417	
November	14,607	
December	16,745	
January	18,303	
February	18,896	
March	19,062	
April	19,966	
May	19,961	
June	19,961	

QUALITY

	Quantity	Base Number	Contract	AT	Region	England
% of FP17s for the same patient ID Re-attending within 3 months - Children	133	2,494	5.3%	9.3%	12.2%	11.6%
% of FP17s for the same patient ID Re-attending within 3 months - Adults	403	4,246	9.5%	13.4%	15.8%	15.5%
% of FP17s for the same patient ID Re-attending between 3 & 9 months - Children	1,211	2,494	48.6%	60.3%	60.3%	58.8%
% of FP17s for the same patient ID Re-attending between 3 & 9 months - Adults	1,778	4,246	41.9%	54.5%	53.5%	51.1%
% of FP17s for Band 1 Urgent Courses	344	5,972	5.8%	7.2%	9.1%	9.0%
% of FP17s Relating to Free Repair or Replacements	16	5,972	0.3%	1.2%	1.0%	0.8%
% of FP17s Relating to Continuations	18	5,972	0.3%	1.1%	1.0%	0.9%
% of Patients satisfied with the dentistry they have received	1	1	N/A	94.2%	93.6%	93.3%
% of Patients satisfied with the time they had to wait for an appointment	1	1	N/A	88.8%	89.8%	88.9%

* This is based on patients treated on this contract for their most recent course of treatment. Figures in italics indicate the base number of FP17s or Patient Questionnaire responses are less than 100. N/A is shown where the base number of responses is less than 10 during the period. % is calculated as Quantity/Base number*100

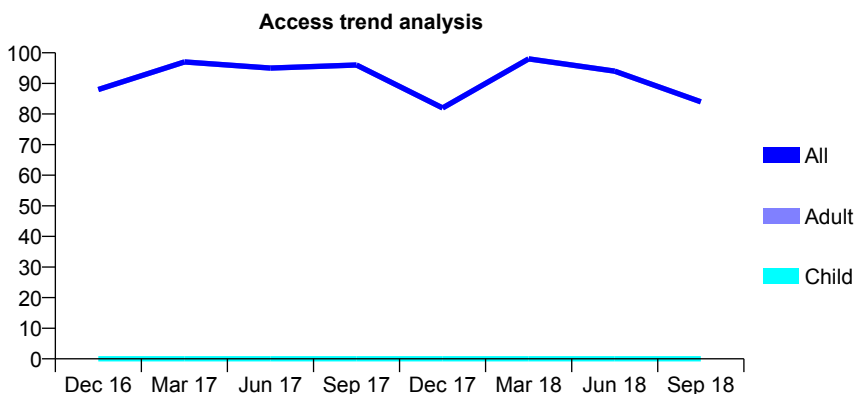
Q51 - Vital Signs At a Glance Contract Report for 848131/0002 - September 2018

Name or company name	V. Orliaklis Limited
Contract type name	GDS Contract
Purpose of contract	General
Contract start date	01/04/2008
Contract end date	

18/19 Contracted general activity (UDA)	450
Carry forward general activity (UDA)	0
18/19 Contracted orthodontic activity (UOA)	0
Carry forward orthodontic activity (UOA)	0
Baseline contract value	£27,392.27

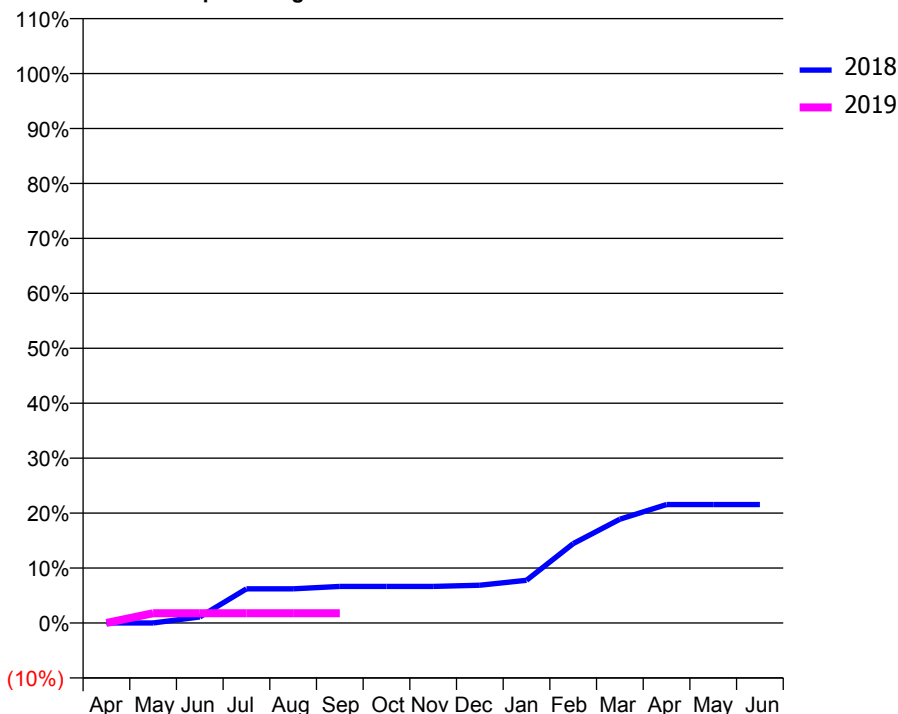
ACCESS*

Patients seen in 24 months	Total	Change since previous quarter
Quarter ending September 2017	96	
Quarter ending December 2017	82	↓
Quarter ending March 2018	98	↑
Quarter ending June 2018	94	↓
Quarter ending September 2018	84	↓
Variance since September 2017	(12.5%)	↓



ACTIVITY

Cumulative percentage of contracted UDA delivered 2018 & 2019



Month	Adjusted Scheduled Activity (UDA)	
	2018	2019
April	0	0
May	0	8
June	5	8
July	28	8
August	28	8
September	30	8
October	30	
November	30	
December	31	
January	35	
February	65	
March	85	
April	97	
May	97	
June	97	

QUALITY

	Quantity	Base Number	Contract	AT	Region	England
% of FP17s for the same patient ID Re-attending within 3 months - Children	0	0	N/A	9.3%	12.2%	11.6%
% of FP17s for the same patient ID Re-attending within 3 months - Adults	1	22	4.5%	13.4%	15.8%	15.5%
% of FP17s for the same patient ID Re-attending between 3 & 9 months - Children	0	0	N/A	60.3%	60.3%	58.8%
% of FP17s for the same patient ID Re-attending between 3 & 9 months - Adults	0	22	0.0%	54.5%	53.5%	51.1%
% of FP17s for Band 1 Urgent Courses	0	8	0.0%	7.2%	9.1%	9.0%
% of FP17s Relating to Free Repair or Replacements	0	8	0.0%	1.2%	1.0%	0.8%
% of FP17s Relating to Continuations	0	8	0.0%	1.1%	1.0%	0.9%
% of Patients satisfied with the dentistry they have received	0	0	N/A	94.2%	93.6%	93.3%
% of Patients satisfied with the time they had to wait for an appointment	0	0	N/A	88.8%	89.8%	88.9%

* This is based on patients treated on this contract for their most recent course of treatment. Figures in italics indicate the base number of FP17s or Patient Questionnaire responses are less than 100. N/A is shown where the base number of responses is less than 10 during the period. % is calculated as Quantity/Base number*100

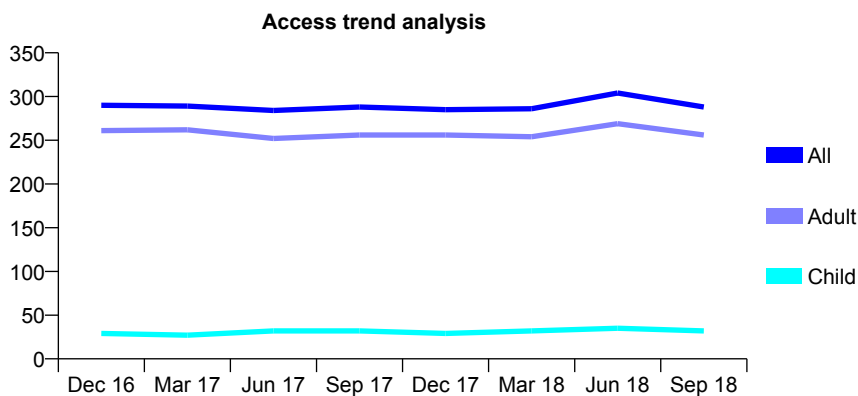
Q51 - Vital Signs At a Glance Contract Report for 848131/0004 - September 2018

Name or company name	V Orliaklis and S Giannetopoulos
Contract type name	PDS Plus Contract
Purpose of contract	General
Contract start date	01/02/2011
Contract end date	30/09/2018

18/19 Contracted general activity (UDA)	1,000
Carry forward general activity (UDA)	0
18/19 Contracted orthodontic activity (UOA)	0
Carry forward orthodontic activity (UOA)	0
Baseline contract value	£64,506.36

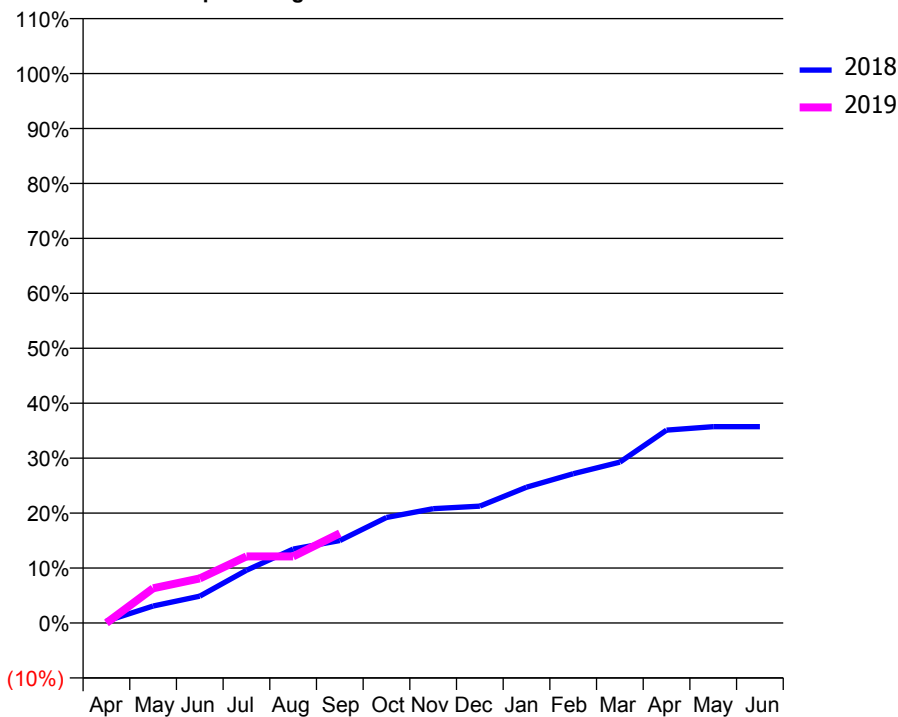
ACCESS*

Patients seen in 24 months	Total	Change since previous quarter
Quarter ending September 2017	288	
Quarter ending December 2017	285	↓
Quarter ending March 2018	286	→
Quarter ending June 2018	304	↑
Quarter ending September 2018	288	↓
Variance since September 2017	0.0%	→



ACTIVITY

Cumulative percentage of contracted UDA delivered 2018 & 2019



Month	Adjusted Scheduled Activity (UDA)	
	2018	2019
April	7	0
May	62	63
June	98	81
July	192	121
August	269	121
September	300	163
October	384	
November	416	
December	425	
January	494	
February	543	
March	586	
April	702	
May	715	
June	715	

QUALITY

	Quantity	Base Number	Contract	AT	Region	England
% of FP17s for the same patient ID Re-attending within 3 months - Children	2	25	8.0%	9.3%	12.2%	11.6%
% of FP17s for the same patient ID Re-attending within 3 months - Adults	12	135	8.9%	13.4%	15.8%	15.5%
% of FP17s for the same patient ID Re-attending between 3 & 9 months - Children	10	25	40.0%	60.3%	60.3%	58.8%
% of FP17s for the same patient ID Re-attending between 3 & 9 months - Adults	68	135	50.4%	54.5%	53.5%	51.1%
% of FP17s for Band 1 Urgent Courses	1	108	0.9%	7.2%	9.1%	9.0%
% of FP17s Relating to Free Repair or Replacements	0	108	0.0%	1.2%	1.0%	0.8%
% of FP17s Relating to Continuations	0	108	0.0%	1.1%	1.0%	0.9%
% of Patients satisfied with the dentistry they have received	1	1	N/A	94.2%	93.6%	93.3%
% of Patients satisfied with the time they had to wait for an appointment	1	1	N/A	88.8%	89.8%	88.9%

* This is based on patients treated on this contract for their most recent course of treatment. Figures in italics indicate the base number of FP17s or Patient Questionnaire responses are less than 100. N/A is shown where the base number of responses is less than 10 during the period. % is calculated as Quantity/Base number*100

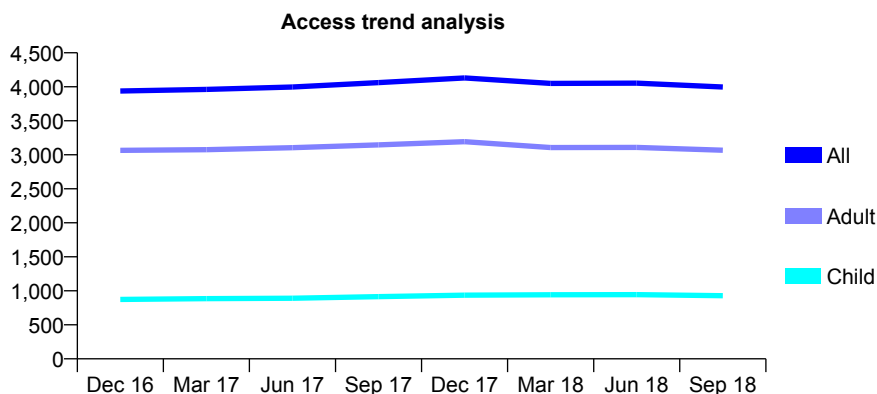
Q51 - Vital Signs At a Glance Contract Report for 855650/0003 - September 2018

Name or company name	MISS F ARDABILI
Contract type name	GDS Contract
Purpose of contract	General
Contract start date	01/01/2012
Contract end date	

18/19 Contracted general activity (UDA)	11,500
Carry forward general activity (UDA)	0
18/19 Contracted orthodontic activity (UOA)	0
Carry forward orthodontic activity (UOA)	0
Baseline contract value	£300,155.85

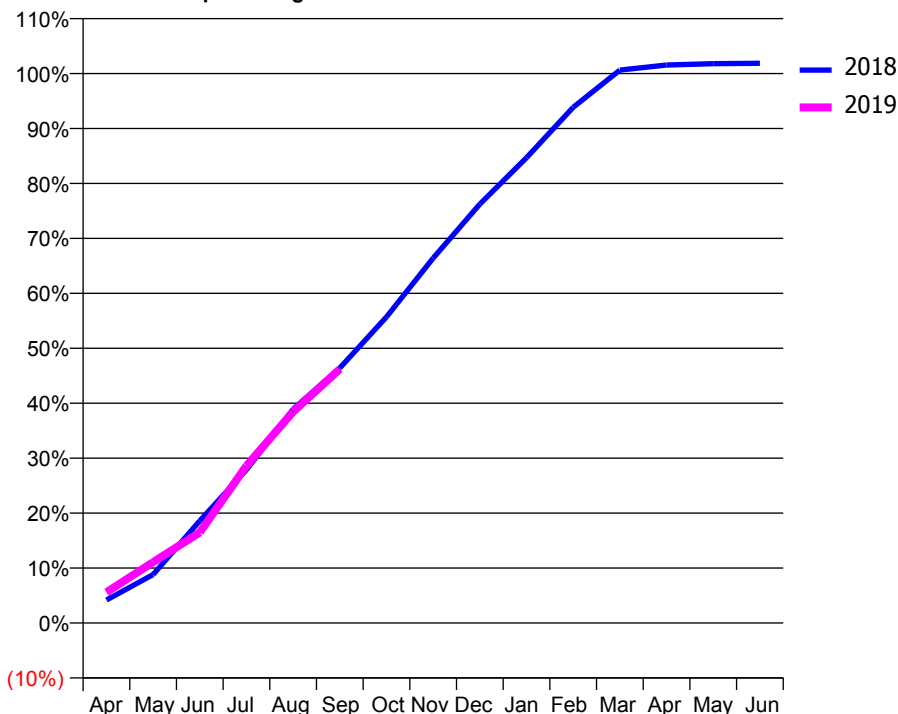
ACCESS*

Patients seen in 24 months	Total	Change since previous quarter
Quarter ending September 2017	4,061	
Quarter ending December 2017	4,130	→
Quarter ending March 2018	4,050	↓
Quarter ending June 2018	4,053	→
Quarter ending September 2018	3,997	↓
Variance since September 2017	(1.6%)	↓



ACTIVITY

Cumulative percentage of contracted UDA delivered 2018 & 2019



Month	Adjusted Scheduled Activity (UDA)	
	2018	2019
April	481	642
May	1,013	1,275
June	2,140	1,896
July	3,207	3,293
August	4,475	4,422
September	5,337	5,316
October	6,405	
November	7,638	
December	8,768	
January	9,738	
February	10,794	
March	11,573	
April	11,679	
May	11,706	
June	11,713	

QUALITY

	Quantity	Base Number	Contract	AT	Region	England
% of FP17s for the same patient ID Re-attending within 3 months - Children	37	558	6.6%	9.3%	12.2%	11.6%
% of FP17s for the same patient ID Re-attending within 3 months - Adults	215	1,915	11.2%	13.4%	15.8%	15.5%
% of FP17s for the same patient ID Re-attending between 3 & 9 months - Children	259	558	46.4%	60.3%	60.3%	58.8%
% of FP17s for the same patient ID Re-attending between 3 & 9 months - Adults	943	1,915	49.2%	54.5%	53.5%	51.1%
% of FP17s for Band 1 Urgent Courses	109	2,370	4.6%	7.2%	9.1%	9.0%
% of FP17s Relating to Free Repair or Replacements	49	2,370	2.1%	1.2%	1.0%	0.8%
% of FP17s Relating to Continuations	14	2,370	0.6%	1.1%	1.0%	0.9%
% of Patients satisfied with the dentistry they have received	3	3	N/A	94.2%	93.6%	93.3%
% of Patients satisfied with the time they had to wait for an appointment	3	3	N/A	88.8%	89.8%	88.9%

* This is based on patients treated on this contract for their most recent course of treatment. Figures in italics indicate the base number of FP17s or Patient Questionnaire responses are less than 100. N/A is shown where the base number of responses is less than 10 during the period. % is calculated as Quantity/Base number*100

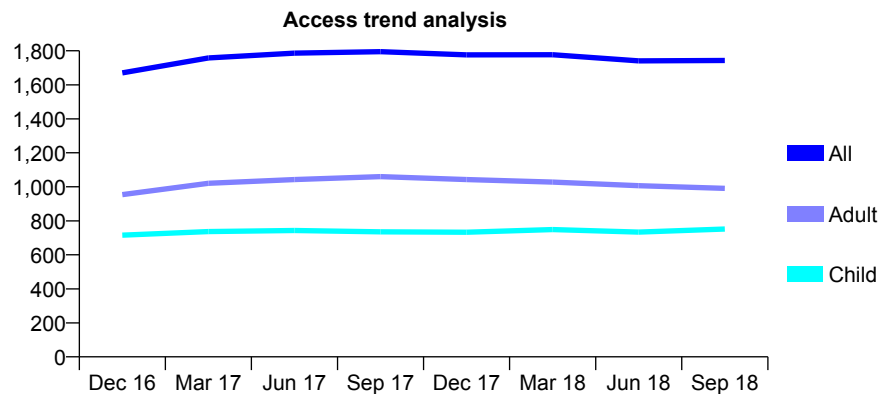
Q51 - Vital Signs At a Glance Contract Report for 855650/0004 - September 2018

Name or company name	MISS F ARDABILI
Contract type name	GDS Contract
Purpose of contract	General
Contract start date	01/10/2014
Contract end date	

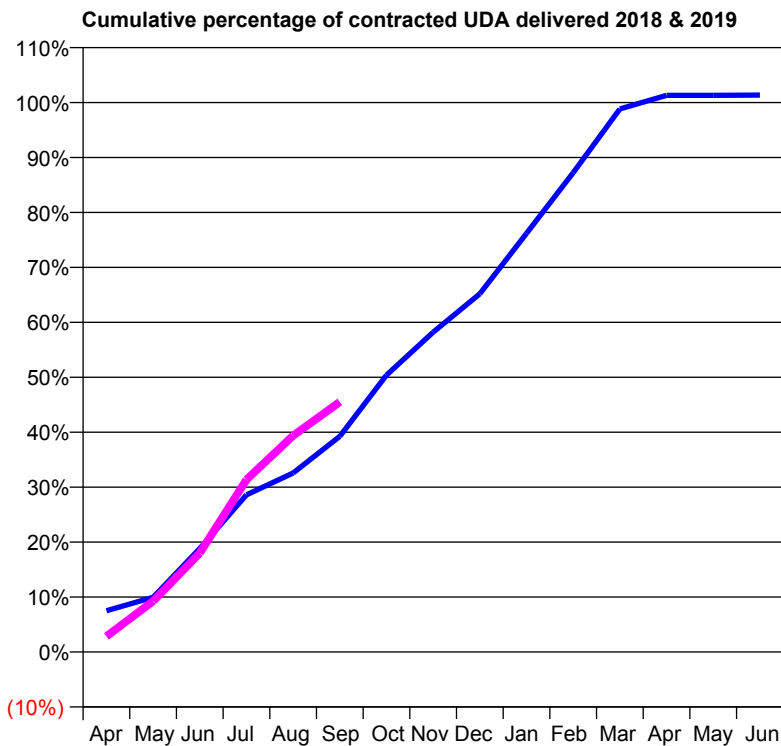
18/19 Contracted general activity (UDA)	2,042
Carry forward general activity (UDA)	0
18/19 Contracted orthodontic activity (UOA)	0
Carry forward orthodontic activity (UOA)	0
Baseline contract value	£53,297.23

ACCESS*

Patients seen in 24 months	Total	Change since previous quarter
Quarter ending September 2017	1,795	
Quarter ending December 2017	1,776	↓
Quarter ending March 2018	1,777	→
Quarter ending June 2018	1,741	↓
Quarter ending September 2018	1,743	→
Variance since September 2017	(2.9%)	↓



ACTIVITY



Adjusted Scheduled Activity (UDA)		
Month	2018	2019
April	153	58
May	204	189
June	385	368
July	584	640
August	665	804
September	802	929
October	1,029	
November	1,189	
December	1,331	
January	1,556	
February	1,781	
March	2,018	
April	2,068	
May	2,068	
June	2,069	

QUALITY

	Quantity	Base Number	Contract	AT	Region	England
% of FP17s for the same patient ID Re-attending within 3 months - Children	15	546	2.7%	9.3%	12.2%	11.6%
% of FP17s for the same patient ID Re-attending within 3 months - Adults	22	514	4.3%	13.4%	15.8%	15.5%
% of FP17s for the same patient ID Re-attending between 3 & 9 months - Children	300	546	54.9%	60.3%	60.3%	58.8%
% of FP17s for the same patient ID Re-attending between 3 & 9 months - Adults	253	514	49.2%	54.5%	53.5%	51.1%
% of FP17s for Band 1 Urgent Courses	16	584	2.7%	7.2%	9.1%	9.0%
% of FP17s Relating to Free Repair or Replacements	2	584	0.3%	1.2%	1.0%	0.8%
% of FP17s Relating to Continuations	5	584	0.9%	1.1%	1.0%	0.9%
% of Patients satisfied with the dentistry they have received	0	0	N/A	94.2%	93.6%	93.3%
% of Patients satisfied with the time they had to wait for an appointment	0	0	N/A	88.8%	89.8%	88.9%

* This is based on patients treated on this contract for their most recent course of treatment. Figures in italics indicate the base number of FP17s or Patient Questionnaire responses are less than 100. N/A is shown where the base number of responses is less than 10 during the period. % is calculated as Quantity/Base number*100

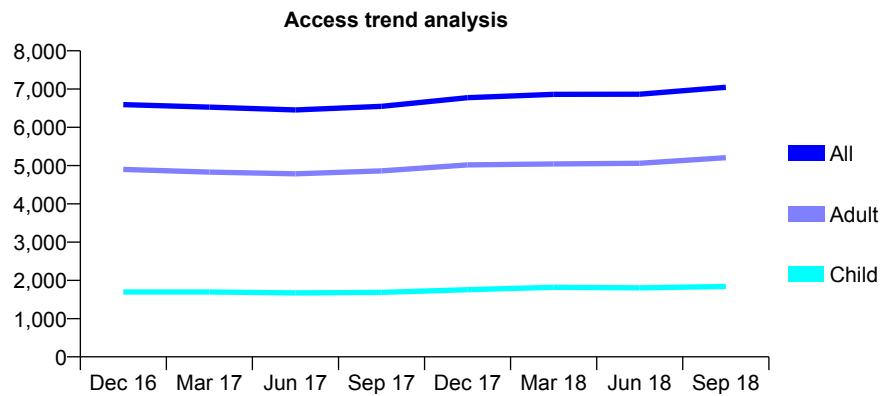
Q51 - Vital Signs At a Glance Contract Report for 916889/0001 - September 2018

Name or company name	MR SG EMMS
Contract type name	GDS Contract
Purpose of contract	General and Orthodontic
Contract start date	01/04/2006
Contract end date	

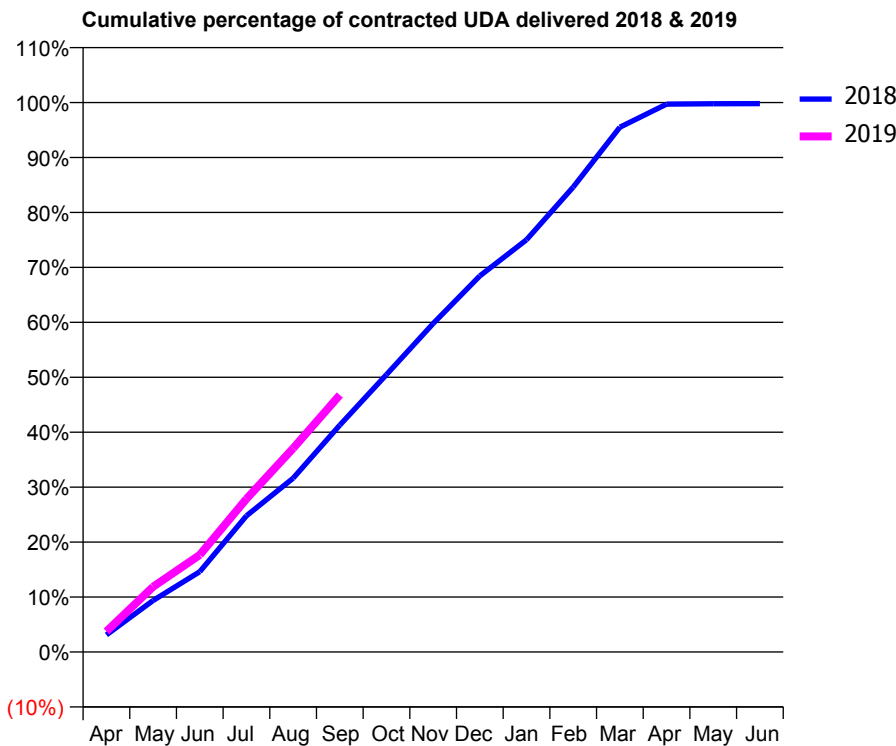
18/19 Contracted general activity (UDA)	16,671
Carry forward general activity (UDA)	0
18/19 Contracted orthodontic activity (UOA)	525
Carry forward orthodontic activity (UOA)	0
Baseline contract value	£511,561.38

ACCESS*

Patients seen in 24 months	Total	Change since previous quarter
Quarter ending September 2017	6,548	
Quarter ending December 2017	6,774	↑
Quarter ending March 2018	6,861	→
Quarter ending June 2018	6,866	→
Quarter ending September 2018	7,046	↑
Variance since September 2017	7.6%	↑



ACTIVITY



Adjusted Scheduled Activity (UDA)		
Month	2018	2019
April	522	625
May	1,564	1,979
June	2,437	2,946
July	4,131	4,645
August	5,274	6,178
September	6,883	7,797
October	8,416	
November	9,965	
December	11,409	
January	12,505	
February	14,106	
March	15,923	
April	16,619	
May	16,632	
June	16,638	

QUALITY

	Quantity	Base Number	Contract	AT	Region	England
% of FP17s for the same patient ID Re-attending within 3 months - Children	145	1,382	10.5%	9.3%	12.2%	11.6%
% of FP17s for the same patient ID Re-attending within 3 months - Adults	555	3,560	15.6%	13.4%	15.8%	15.5%
% of FP17s for the same patient ID Re-attending between 3 & 9 months - Children	752	1,382	54.4%	60.3%	60.3%	58.8%
% of FP17s for the same patient ID Re-attending between 3 & 9 months - Adults	1,641	3,560	46.1%	54.5%	53.5%	51.1%
% of FP17s for Band 1 Urgent Courses	320	4,164	7.7%	7.2%	9.1%	9.0%
% of FP17s Relating to Free Repair or Replacements	32	4,164	0.8%	1.2%	1.0%	0.8%
% of FP17s Relating to Continuations	16	4,164	0.4%	1.1%	1.0%	0.9%
% of Patients satisfied with the dentistry they have received	1	1	N/A	94.2%	93.6%	93.3%
% of Patients satisfied with the time they had to wait for an appointment	1	1	N/A	88.8%	89.8%	88.9%

* This is based on patients treated on this contract for their most recent course of treatment. Figures in italics indicate the base number of FP17s or Patient Questionnaire responses are less than 100. N/A is shown where the base number of responses is less than 10 during the period. % is calculated as Quantity/Base number*100

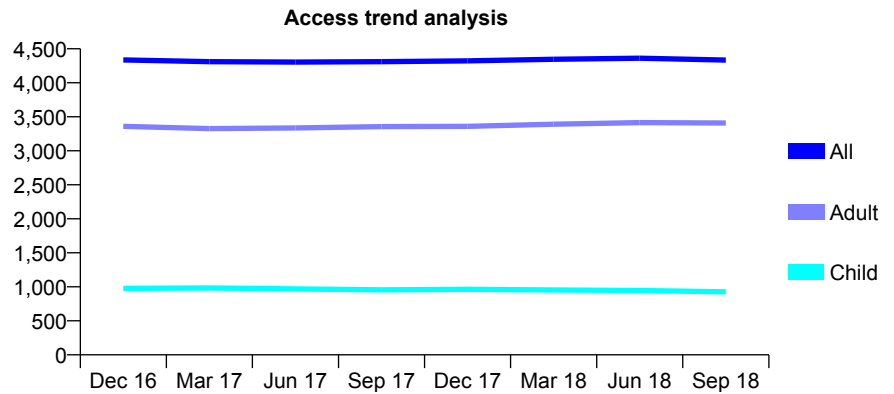
Q51 - Vital Signs At a Glance Contract Report for 927554/0001 - September 2018

Name or company name	MR SI HODGSON
Contract type name	GDS Contract
Purpose of contract	General
Contract start date	01/06/2010
Contract end date	

18/19 Contracted general activity (UDA)	11,298
Carry forward general activity (UDA)	0
18/19 Contracted orthodontic activity (UOA)	0
Carry forward orthodontic activity (UOA)	0
Baseline contract value	£360,967.89

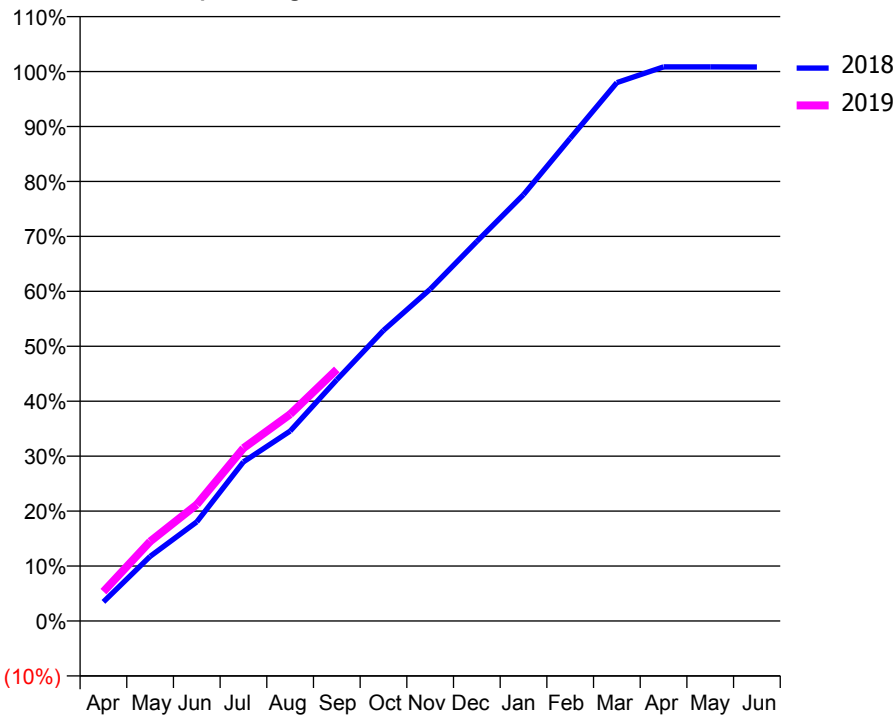
ACCESS*

Patients seen in 24 months	Total	Change since previous quarter
Quarter ending September 2017	4,310	
Quarter ending December 2017	4,323	→
Quarter ending March 2018	4,346	→
Quarter ending June 2018	4,361	→
Quarter ending September 2018	4,334	→
Variance since September 2017	0.6%	→



ACTIVITY

Cumulative percentage of contracted UDA delivered 2018 & 2019



Month	Adjusted Scheduled Activity (UDA)	
	2018	2019
April	393	605
May	1,328	1,635
June	2,038	2,396
July	3,271	3,554
August	3,907	4,250
September	4,960	5,173
October	5,976	
November	6,823	
December	7,805	
January	8,765	
February	9,923	
March	11,068	
April	11,394	
May	11,392	
June	11,391	

QUALITY

	Quantity	Base Number	Contract	AT	Region	England
% of FP17s for the same patient ID Re-attending within 3 months - Children	62	849	7.3%	9.3%	12.2%	11.6%
% of FP17s for the same patient ID Re-attending within 3 months - Adults	190	2,156	8.8%	13.4%	15.8%	15.5%
% of FP17s for the same patient ID Re-attending between 3 & 9 months - Children	651	849	76.7%	60.3%	60.3%	58.8%
% of FP17s for the same patient ID Re-attending between 3 & 9 months - Adults	1,280	2,156	59.4%	54.5%	53.5%	51.1%
% of FP17s for Band 1 Urgent Courses	213	2,835	7.5%	7.2%	9.1%	9.0%
% of FP17s Relating to Free Repair or Replacements	49	2,835	1.7%	1.2%	1.0%	0.8%
% of FP17s Relating to Continuations	3	2,835	0.1%	1.1%	1.0%	0.9%
% of Patients satisfied with the dentistry they have received	1	1	N/A	94.2%	93.6%	93.3%
% of Patients satisfied with the time they had to wait for an appointment	1	1	N/A	88.8%	89.8%	88.9%

* This is based on patients treated on this contract for their most recent course of treatment. Figures in italics indicate the base number of FP17s or Patient Questionnaire responses are less than 100. N/A is shown where the base number of responses is less than 10 during the period. % is calculated as Quantity/Base number*100

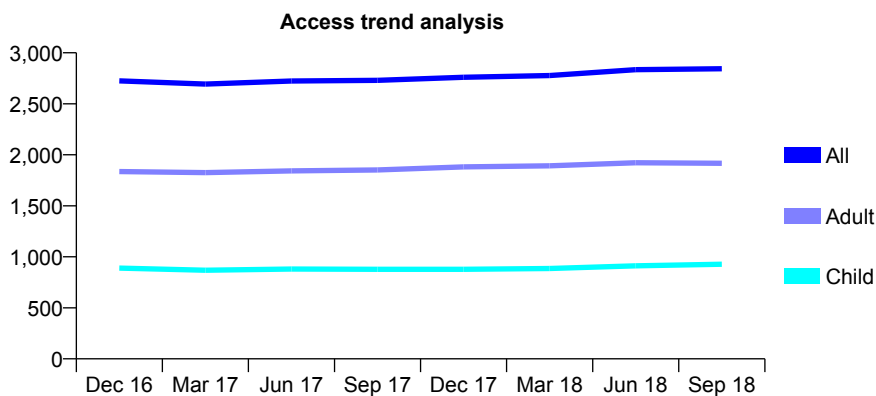
Q51 - Vital Signs At a Glance Contract Report for 933333/0001 - September 2018

Name or company name	MR DA IGOE
Contract type name	GDS Contract
Purpose of contract	General
Contract start date	01/04/2006
Contract end date	

18/19 Contracted general activity (UDA)	7,226
Carry forward general activity (UDA)	0
18/19 Contracted orthodontic activity (UOA)	0
Carry forward orthodontic activity (UOA)	0
Baseline contract value	£181,410.57

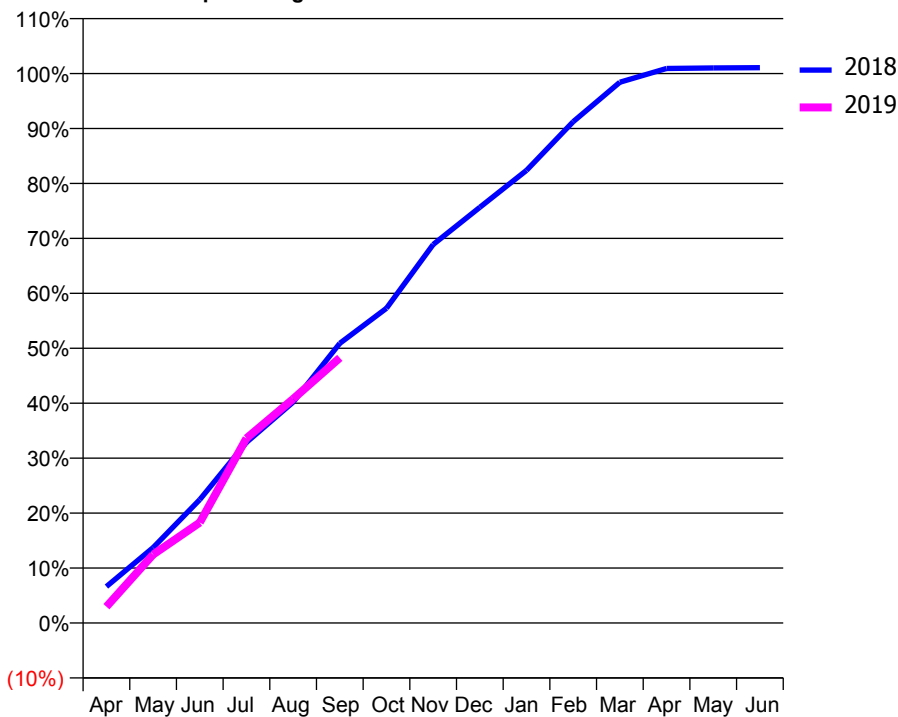
ACCESS*

Patients seen in 24 months	Total	Change since previous quarter
Quarter ending September 2017	2,730	
Quarter ending December 2017	2,760	→
Quarter ending March 2018	2,777	→
Quarter ending June 2018	2,834	↑
Quarter ending September 2018	2,844	→
Variance since September 2017	4.2%	↑



ACTIVITY

Cumulative percentage of contracted UDA delivered 2018 & 2019



Month	Adjusted Scheduled Activity (UDA)	
	2018	2019
April	480	215
May	992	900
June	1,623	1,321
July	2,375	2,429
August	2,905	2,948
September	3,679	3,488
October	4,139	
November	4,977	
December	5,466	
January	5,952	
February	6,593	
March	7,111	
April	7,292	
May	7,300	
June	7,302	

QUALITY

	Quantity	Base Number	Contract	AT	Region	England
% of FP17s for the same patient ID Re-attending within 3 months - Children	52	737	7.1%	9.3%	12.2%	11.6%
% of FP17s for the same patient ID Re-attending within 3 months - Adults	176	1,342	13.1%	13.4%	15.8%	15.5%
% of FP17s for the same patient ID Re-attending between 3 & 9 months - Children	437	737	59.3%	60.3%	60.3%	58.8%
% of FP17s for the same patient ID Re-attending between 3 & 9 months - Adults	773	1,342	57.6%	54.5%	53.5%	51.1%
% of FP17s for Band 1 Urgent Courses	103	1,990	5.2%	7.2%	9.1%	9.0%
% of FP17s Relating to Free Repair or Replacements	24	1,990	1.2%	1.2%	1.0%	0.8%
% of FP17s Relating to Continuations	15	1,990	0.8%	1.1%	1.0%	0.9%
% of Patients satisfied with the dentistry they have received	2	2	N/A	94.2%	93.6%	93.3%
% of Patients satisfied with the time they had to wait for an appointment	2	2	N/A	88.8%	89.8%	88.9%

* This is based on patients treated on this contract for their most recent course of treatment. Figures in italics indicate the base number of FP17s or Patient Questionnaire responses are less than 100. N/A is shown where the base number of responses is less than 10 during the period. % is calculated as Quantity/Base number*100

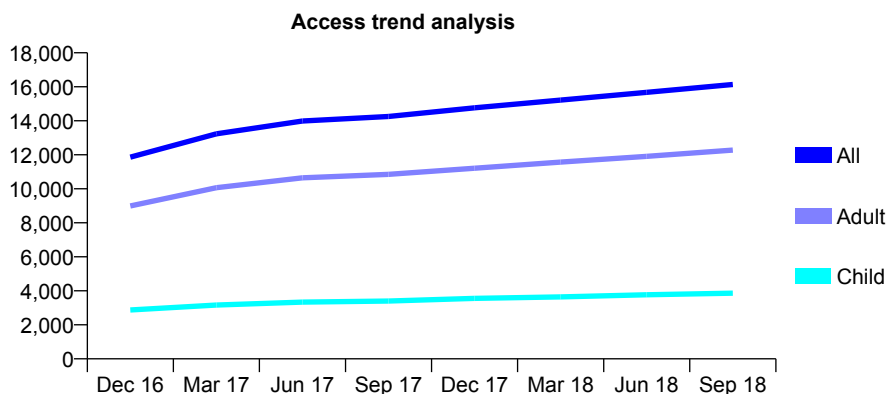
Q51 - Vital Signs At a Glance Contract Report for 934801/0001 - September 2018

Name or company name	Hurlfield Ltd
Contract type name	GDS Contract
Purpose of contract	General
Contract start date	01/04/2006
Contract end date	

18/19 Contracted general activity (UDA)	48,909
Carry forward general activity (UDA)	0
18/19 Contracted orthodontic activity (UOA)	0
Carry forward orthodontic activity (UOA)	0
Baseline contract value	£1,446,318.57

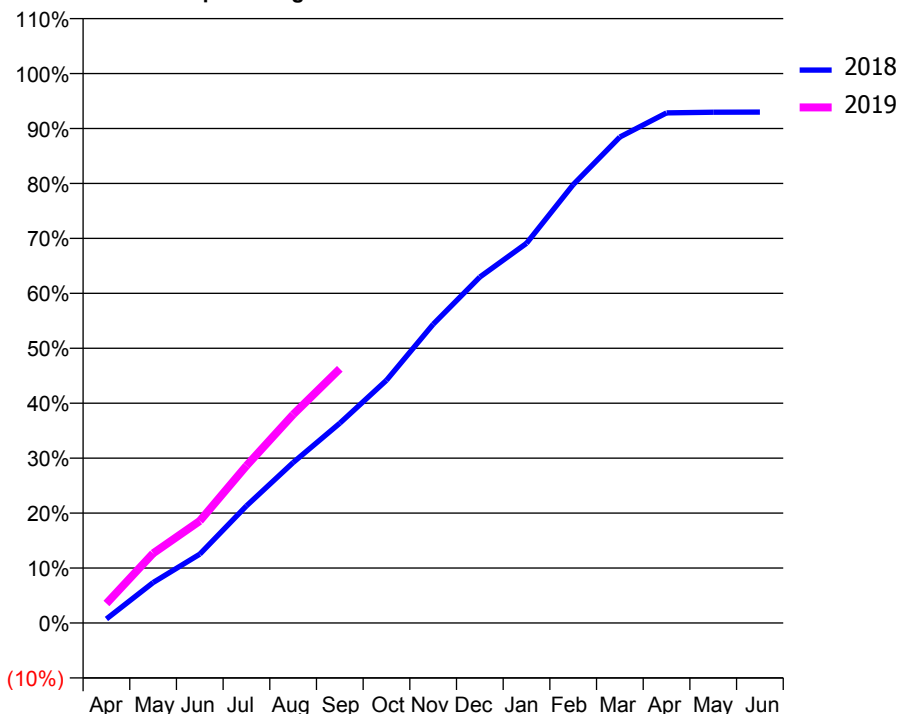
ACCESS*

Patients seen in 24 months	Total	Change since previous quarter
Quarter ending September 2017	14,251	
Quarter ending December 2017	14,764	↑
Quarter ending March 2018	15,216	↑
Quarter ending June 2018	15,676	↑
Quarter ending September 2018	16,138	↑
Variance since September 2017	13.2%	↑



ACTIVITY

Cumulative percentage of contracted UDA delivered 2018 & 2019



Month	Adjusted Scheduled Activity (UDA)	
	2018	2019
April	363	1,738
May	3,596	6,198
June	6,127	9,083
July	10,432	13,994
August	14,285	18,556
September	17,782	22,624
October	21,610	
November	26,597	
December	30,789	
January	33,793	
February	39,015	
March	43,260	
April	45,401	
May	45,463	
June	45,478	

QUALITY

	Quantity	Base Number	Contract	AT	Region	England
% of FP17s for the same patient ID Re-attending within 3 months - Children	236	3,120	7.6%	9.3%	12.2%	11.6%
% of FP17s for the same patient ID Re-attending within 3 months - Adults	1,307	9,649	13.5%	13.4%	15.8%	15.5%
% of FP17s for the same patient ID Re-attending between 3 & 9 months - Children	1,911	3,120	61.3%	60.3%	60.3%	58.8%
% of FP17s for the same patient ID Re-attending between 3 & 9 months - Adults	5,510	9,649	57.1%	54.5%	53.5%	51.1%
% of FP17s for Band 1 Urgent Courses	839	11,077	7.6%	7.2%	9.1%	9.0%
% of FP17s Relating to Free Repair or Replacements	110	11,077	1.0%	1.2%	1.0%	0.8%
% of FP17s Relating to Continuations	171	11,077	1.5%	1.1%	1.0%	0.9%
% of Patients satisfied with the dentistry they have received	13	13	100.0%	94.2%	93.6%	93.3%
% of Patients satisfied with the time they had to wait for an appointment	11	13	84.6%	88.8%	89.8%	88.9%

* This is based on patients treated on this contract for their most recent course of treatment. Figures in italics indicate the base number of FP17s or Patient Questionnaire responses are less than 100. N/A is shown where the base number of responses is less than 10 during the period. % is calculated as Quantity/Base number*100

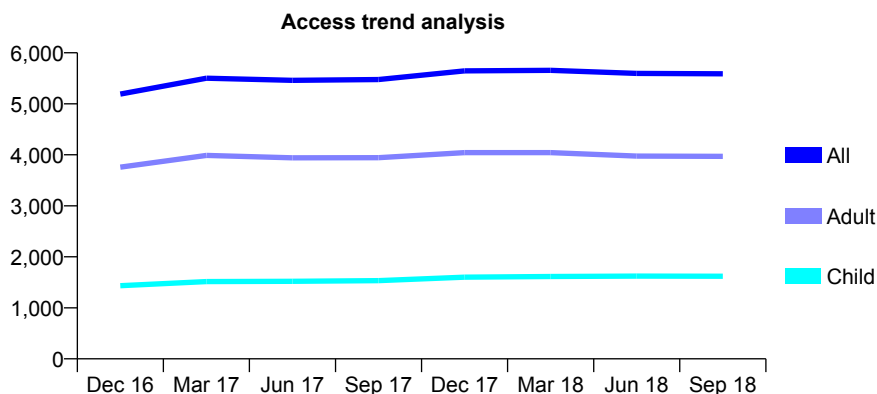
Q51 - Vital Signs At a Glance Contract Report for 934801/0002 - September 2018

Name or company name	Hurlfield Ltd
Contract type name	GDS Contract
Purpose of contract	General
Contract start date	17/08/2009
Contract end date	

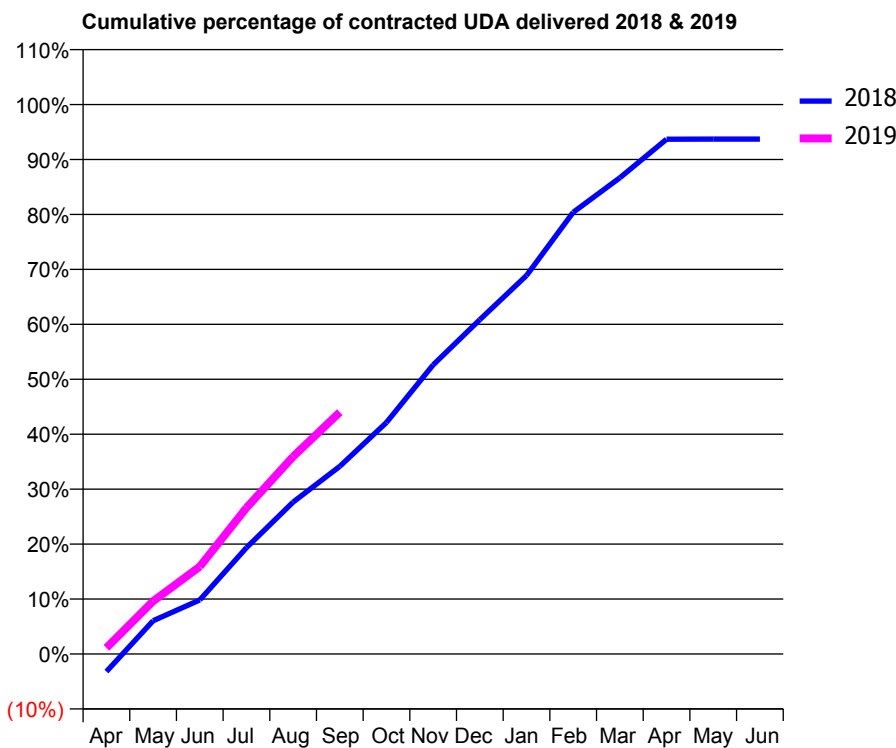
18/19 Contracted general activity (UDA)	14,000
Carry forward general activity (UDA)	0
18/19 Contracted orthodontic activity (UOA)	0
Carry forward orthodontic activity (UOA)	0
Baseline contract value	£441,320.27

ACCESS*

Patients seen in 24 months	Total	Change since previous quarter
Quarter ending September 2017	5,477	
Quarter ending December 2017	5,645	↑
Quarter ending March 2018	5,656	→
Quarter ending June 2018	5,597	↓
Quarter ending September 2018	5,589	→
Variance since September 2017	2.0%	↑



ACTIVITY



Month	Adjusted Scheduled Activity (UDA)	
	2018	2019
April	-452	157
May	848	1,349
June	1,379	2,226
July	2,709	3,724
August	3,871	5,030
September	4,782	6,160
October	5,900	
November	7,368	
December	8,519	
January	9,643	
February	11,252	
March	12,133	
April	13,116	
May	13,120	
June	13,120	

QUALITY

	Quantity	Base Number	Contract	AT	Region	England
% of FP17s for the same patient ID Re-attending within 3 months - Children	92	1,261	7.3%	9.3%	12.2%	11.6%
% of FP17s for the same patient ID Re-attending within 3 months - Adults	438	2,859	15.3%	13.4%	15.8%	15.5%
% of FP17s for the same patient ID Re-attending between 3 & 9 months - Children	724	1,261	57.4%	60.3%	60.3%	58.8%
% of FP17s for the same patient ID Re-attending between 3 & 9 months - Adults	1,471	2,859	51.5%	54.5%	53.5%	51.1%
% of FP17s for Band 1 Urgent Courses	284	3,332	8.5%	7.2%	9.1%	9.0%
% of FP17s Relating to Free Repair or Replacements	29	3,332	0.9%	1.2%	1.0%	0.8%
% of FP17s Relating to Continuations	26	3,332	0.8%	1.1%	1.0%	0.9%
% of Patients satisfied with the dentistry they have received	2	2	N/A	94.2%	93.6%	93.3%
% of Patients satisfied with the time they had to wait for an appointment	2	2	N/A	88.8%	89.8%	88.9%

* This is based on patients treated on this contract for their most recent course of treatment. Figures in italics indicate the base number of FP17s or Patient Questionnaire responses are less than 100. N/A is shown where the base number of responses is less than 10 during the period. % is calculated as Quantity/Base number*100

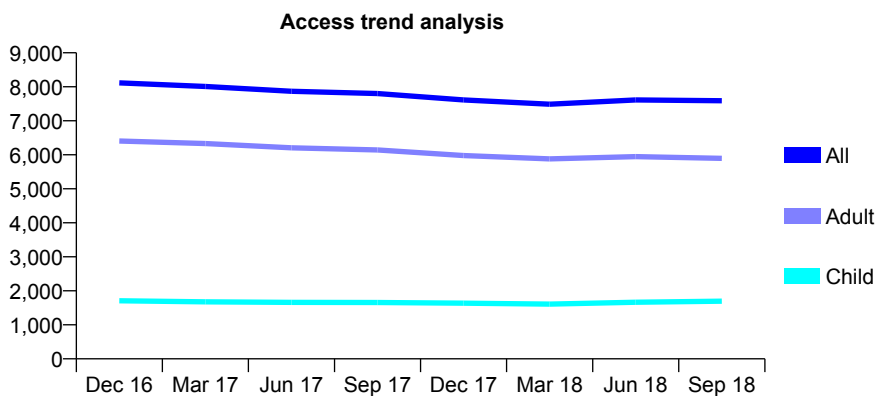
Q51 - Vital Signs At a Glance Contract Report for 942987/0002 - September 2018

Name or company name	MR CA GODFREY
Contract type name	GDS Contract
Purpose of contract	General
Contract start date	26/12/2011
Contract end date	

18/19 Contracted general activity (UDA)	22,459
Carry forward general activity (UDA)	0
18/19 Contracted orthodontic activity (UOA)	0
Carry forward orthodontic activity (UOA)	0
Baseline contract value	£584,457.79

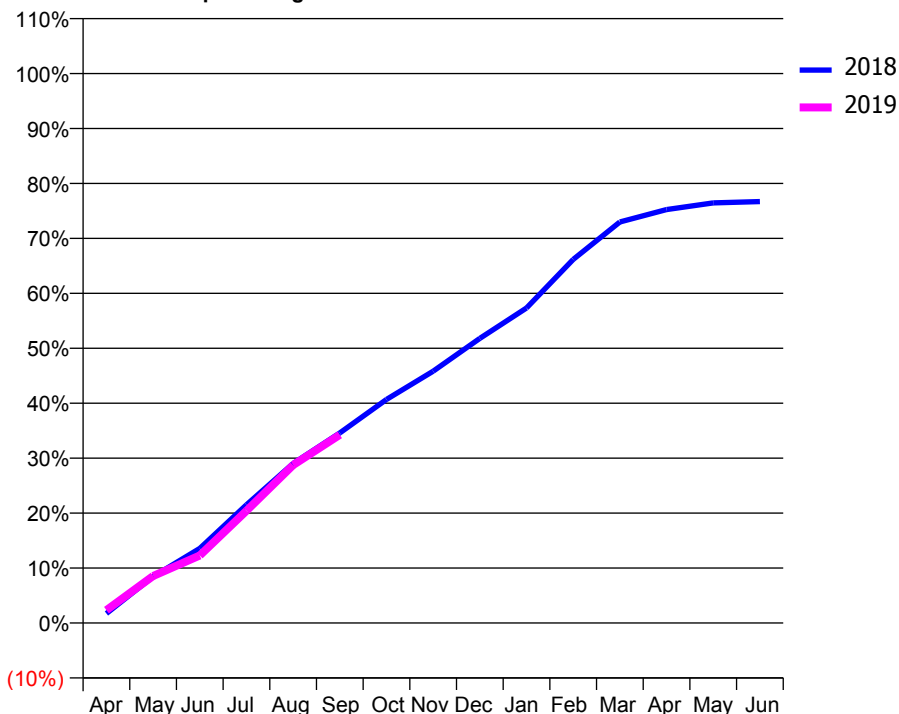
ACCESS*

Patients seen in 24 months	Total	Change since previous quarter
Quarter ending September 2017	7,801	
Quarter ending December 2017	7,614	↓
Quarter ending March 2018	7,490	↓
Quarter ending June 2018	7,614	→
Quarter ending September 2018	7,591	→
Variance since September 2017	(2.7%)	↓



ACTIVITY

Cumulative percentage of contracted UDA delivered 2018 & 2019



Adjusted Scheduled Activity (UDA)

Month	2018	2019
April	389	526
May	1,899	1,922
June	3,048	2,759
July	4,833	4,586
August	6,518	6,454
September	7,772	7,691
October	9,138	
November	10,294	
December	11,635	
January	12,877	
February	14,860	
March	16,390	
April	16,898	
May	17,170	
June	17,223	

QUALITY

	Quantity	Base Number	Contract	AT	Region	England
% of FP17s for the same patient ID Re-attending within 3 months - Children	78	1,346	5.8%	9.3%	12.2%	11.6%
% of FP17s for the same patient ID Re-attending within 3 months - Adults	733	4,155	17.6%	13.4%	15.8%	15.5%
% of FP17s for the same patient ID Re-attending between 3 & 9 months - Children	600	1,346	44.6%	60.3%	60.3%	58.8%
% of FP17s for the same patient ID Re-attending between 3 & 9 months - Adults	1,872	4,155	45.1%	54.5%	53.5%	51.1%
% of FP17s for Band 1 Urgent Courses	363	4,213	8.6%	7.2%	9.1%	9.0%
% of FP17s Relating to Free Repair or Replacements	74	4,213	1.8%	1.2%	1.0%	0.8%
% of FP17s Relating to Continuations	121	4,213	2.9%	1.1%	1.0%	0.9%
% of Patients satisfied with the dentistry they have received	7	8	N/A	94.2%	93.6%	93.3%
% of Patients satisfied with the time they had to wait for an appointment	7	8	N/A	88.8%	89.8%	88.9%

* This is based on patients treated on this contract for their most recent course of treatment. Figures in italics indicate the base number of FP17s or Patient Questionnaire responses are less than 100. N/A is shown where the base number of responses is less than 10 during the period. % is calculated as Quantity/Base number*100

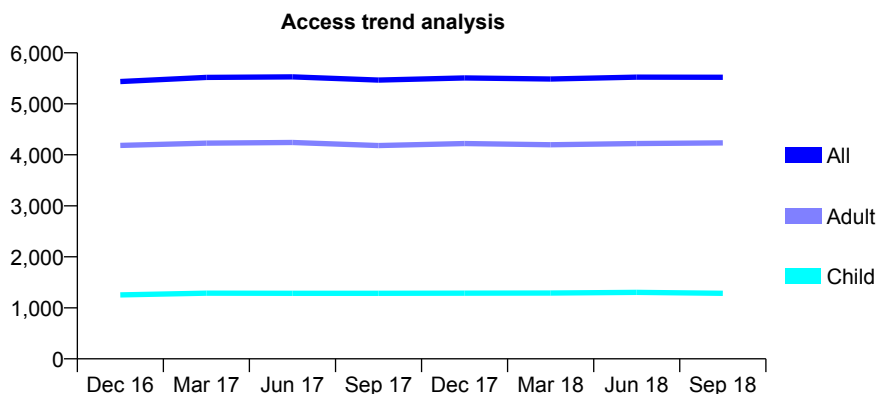
Q51 - Vital Signs At a Glance Contract Report for 951412/0001 - September 2018

Name or company name	MR ML MILBOURN
Contract type name	GDS Contract
Purpose of contract	General
Contract start date	05/01/2009
Contract end date	

18/19 Contracted general activity (UDA)	12,278
Carry forward general activity (UDA)	0
18/19 Contracted orthodontic activity (UOA)	0
Carry forward orthodontic activity (UOA)	0
Baseline contract value	£320,462.04

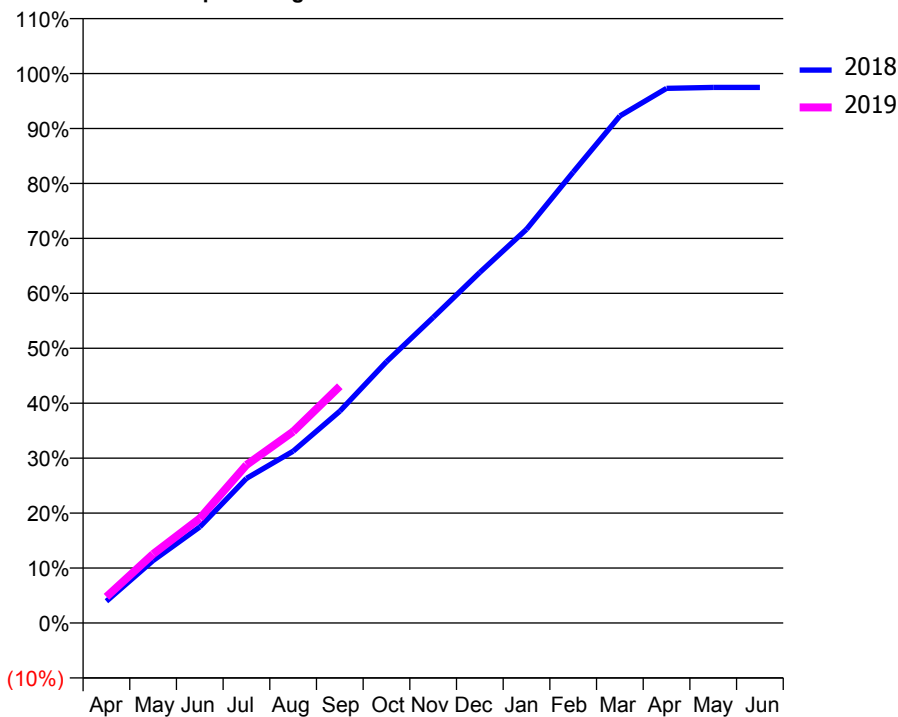
ACCESS*

Patients seen in 24 months	Total	Change since previous quarter
Quarter ending September 2017	5,465	
Quarter ending December 2017	5,507	→
Quarter ending March 2018	5,487	→
Quarter ending June 2018	5,524	→
Quarter ending September 2018	5,520	→
Variance since September 2017	1.0%	→



ACTIVITY

Cumulative percentage of contracted UDA delivered 2018 & 2019



Month	Adjusted Scheduled Activity (UDA)	
	2018	2019
April	487	584
May	1,396	1,542
June	2,147	2,337
July	3,230	3,531
August	3,840	4,277
September	4,732	5,289
October	5,839	
November	6,828	
December	7,835	
January	8,796	
February	10,075	
March	11,328	
April	11,945	
May	11,968	
June	11,968	

QUALITY

	Quantity	Base Number	Contract	AT	Region	England
% of FP17s for the same patient ID Re-attending within 3 months - Children	64	860	7.4%	9.3%	12.2%	11.6%
% of FP17s for the same patient ID Re-attending within 3 months - Adults	408	2,877	14.2%	13.4%	15.8%	15.5%
% of FP17s for the same patient ID Re-attending between 3 & 9 months - Children	473	860	55.0%	60.3%	60.3%	58.8%
% of FP17s for the same patient ID Re-attending between 3 & 9 months - Adults	1,505	2,877	52.3%	54.5%	53.5%	51.1%
% of FP17s for Band 1 Urgent Courses	192	2,991	6.4%	7.2%	9.1%	9.0%
% of FP17s Relating to Free Repair or Replacements	25	2,991	0.8%	1.2%	1.0%	0.8%
% of FP17s Relating to Continuations	47	2,991	1.6%	1.1%	1.0%	0.9%
% of Patients satisfied with the dentistry they have received	2	2	N/A	94.2%	93.6%	93.3%
% of Patients satisfied with the time they had to wait for an appointment	2	2	N/A	88.8%	89.8%	88.9%

* This is based on patients treated on this contract for their most recent course of treatment. Figures in italics indicate the base number of FP17s or Patient Questionnaire responses are less than 100. N/A is shown where the base number of responses is less than 10 during the period. % is calculated as Quantity/Base number*100